

# Cincinnati Reds - 2000

Batter	1	2	3	4	5	6	7	8	9	AB	R	H	RBI	BB	SO	LOB	TOP																					
Marquis Grissom, R OBP: 0.667, SLG: 0.667	G5-3		G4-3														3 1 2 1 0 0 0																					
Mark Loretta, R (1, 6)	G4-3		G4-3														3 0 0 1 0 1 3																					
Jeromy Burnitz, L OBP: 0.667, SLG: 0.500																	2 1 1 0 1 0 3																					
Geoff Jenkins, L OBP: 0.333, SLG: 0.333	F8		E9														3 0 1 0 0 0 1																					
José Hernández, R (1, 5)			FC4-6														3 0 0 0 0 0 1																					
Kevin Barker, L OBP: 0.667, SLG: 0.500																	2 0 1 0 1 0 0																					
Ronnie Belliard, R OBP: 1.000, SLG: 1.500																	2 1 2 0 1 0 0																					
Henry Blanco, R (1, 2)																	1 0 0 0 2 0 1																					
Steve Woodard, L (1, 1)																	3 0 0 0 0 0 5																					
<b>Inning Stats</b>	R: 0 E: 0 K: 0 S: 6	H: 1 LOB: 1 BB: 0 P: 7	R: 0 E: 0 K: 0 S: 6	H: 1 LOB: 1 BB: 1 P: 13	R: 2 E: 1 K: 0 S: 15	H: 2 LOB: 1 BB: 1 P: 28	R: 1 E: 0 K: 1 S: 18	H: 3 LOB: 3 BB: 1 P: 32	R: 0 E: 0 K: 0 S: 6	H: 0 LOB: 0 BB: 0 P: 6	R: 0 E: 0 K: 0 S: 6	H: 0 LOB: 2 BB: 2 P: 15					1B: 6 2B: 1 3B: 0 HR: 0	SF: 0 SAC: 0 DP: 0 HBP: 0	WP: 0 PA: 27 SB: 0 CS: 1																			
<b>PITCHER</b>	IP	WLS	BF	H	R	ER	SO	BB	IBB	HBP	BLK	WP	HR	S	P	ERA	WHIP	<b>PITCHER</b>				IP	WLS	BF	H	R	ER	SO	BB	IBB	HBP	BLK	WP	HR	S	P	ERA	WHIP
Pete Harnisch, R ERA: 4.5	(1, 1)	4.0	21	7	3	2	1	3	0	0	0	0	0	45	80	4.50	2.500																					
Scott Sullivan, R ERA:	(5, 1)	1.1	6	0	0	0	0	2	0	0	0	0	0	12	21	0.00	1.500																					

Milwaukee Brewers @ Cincinnati Reds  
Cinergy Field, Cincinnati, OH  
Mon Apr 03 2000, 1:00 PM EDT  
Att: 55,596 - Overcast - 65 F

AB 22  
R 3  
H 7  
RBI 2  
BB 5  
SO 1  
LOB 14



Batter	1	2	3	4	5	6	7	8	9	AB	R	H	RBI	BB	SO	LOB	BOTTOM																					
Pokey Reese, R OBP: 0.667, SLG: 0.500	2B																2 1 1 0 1 1 0																					
Barry Larkin, R OBP: 0.667, SLG: 1.000	1B																3 1 2 1 0 0 1																					
Ken Griffey Jr., L (1, 8)	P5																2 0 0 0 0 0 1																					
Dante Bichette, R (1, 9)	K																2 0 0 0 0 2 1																					
Dmitri Young, S OBP: 0.500, SLG: 0.500																	2 0 1 1 0 0 0																					
Eddie Taubensee, L (1, 2)	F5																2 0 0 0 0 0 1																					
Aaron Boone, R (1, 5)																	2 0 0 0 0 0 0																					
Michael Tucker, L OBP: 0.500, SLG: 2.000																	2 1 1 1 0 0 0																					
Pete Harnisch, S Scott Sullivan, R (5, 1)																	1 0 0 0 0 0 0 1 0 0 0 0 1 0																					
<b>Inning Stats</b>	R: 2 E: 0 K: 1 S: 10	H: 2 LOB: 1 BB: 1 P: 21	R: 1 E: 0 K: 0 S: 10	H: 2 LOB: 1 BB: 0 P: 13	R: 0 E: 0 K: 1 S: 7	H: 0 LOB: 0 BB: 0 P: 10	R: 0 E: 0 K: 0 S: 9	H: 0 LOB: 0 BB: 0 P: 12	R: 0 E: 0 K: 2 S: 9	H: 1 LOB: 1 BB: 0 P: 12					1B: 3 2B: 1 3B: 0 HR: 1	SF: 0 SAC: 0 DP: 0 HBP: 0	WP: 0 PA: 20 SB: 0 CS: 0																					
<b>PITCHER</b>	IP	WLS	BF	H	R	ER	SO	BB	IBB	HBP	BLK	WP	HR	S	P	ERA	WHIP	<b>PITCHER</b>				IP	WLS	BF	H	R	ER	SO	BB	IBB	HBP	BLK	WP	HR	S	P	ERA	WHIP
Steve Woodard, R ERA: 5.4	(1, 1)	5.0	20	5	3	3	4	1	0	0	0	0	1	45	68	5.40	1.200																					

Milwaukee Brewers @ Cincinnati Reds  
Cinergy Field, Cincinnati, OH  
Mon Apr 03 2000, 1:00 PM EDT  
Att: 55,596 - Overcast - 65 F

AB 19  
R 3  
H 5  
RBI 3  
BB 1  
SO 4  
LOB 4





Batter	1	2	3	4	5	6	7	8	9	AB	R	H	RBI	BB	SO	LOB	TOP					
Marquis Grissom, R OBP: 0.375, SLG: 0.625	F8		P5		F7		G4-3			5	0	1	1	0	0	3	<b>Milwaukee Brewers @ Cincinnati Reds</b> Cinergy Field, Cincinnati, OH Tue Apr 04 2000, 7:05 PM EDT Att: 16,761 - Cloudy - 35 F					
Mark Loretta, R OBP: 0.250, SLG: 0.375	F9						G6-3		G5-3	5	0	2	0	0	0	1						
Jeromy Burnitz, L OBP: 0.750, SLG: 1.800	HR									3	3	2	2	1	1	1						
Charlie Hayes, R OBP: 0.600, SLG: 0.333			F7							3	0	1	0	2	0	2						
Geoff Jenkins, L OBP: 0.250, SLG: 0.250	K		G3							5	1	1	0	0	1	4						
José Hernández, R OBP: 0.125, SLG: 0.125		G6-3		G6-3						5	0	1	1	0	0	1						
Ronnie Belliard, R OBP: 0.571, SLG: 0.667				G4-3						4	0	1	0	0	0	3						
Henry Blanco, R OBP: 0.571, SLG: 0.250				F8						3	1	1	0	1	1	3						
Valerio De Los Santos, L Jim Bruske, R Sean Berry, R Curt Leskanic, R Kevin Barker, L David Weathers, R Bob Wickman, R										2	0	0	0	0	0	2						
<b>Inning Stats</b>	R: 1 E: 0 K: 1 S: 14	H: 1 LOB: 1 BB: 1 P: 24	R: 0 E: 0 K: 1 S: 9	H: 2 LOB: 1 BB: 0 P: 16	R: 0 E: 0 K: 0 S: 8	H: 1 LOB: 2 BB: 0 P: 14	R: 0 E: 0 K: 0 S: 11	H: 0 LOB: 0 BB: 0 P: 16	R: 0 E: 0 K: 2 S: 10	H: 1 LOB: 1 BB: 0 P: 16	R: 0 E: 0 K: 0 S: 6	H: 0 LOB: 0 BB: 0 P: 9	R: 1 E: 0 K: 1 S: 12	H: 1 LOB: 1 BB: 1 P: 20	R: 2 E: 0 K: 1 S: 22	H: 3 LOB: 3 BB: 2 P: 36		R: 1 E: 0 K: 0 S: 12	H: 1 LOB: 1 BB: 1 P: 21	1B: 6 2B: 1 3B: 1 HR: 2	SF: 0 SAC: 0 DP: 0 HBP: 1	WP: 0 PB: 0 SB: 0 CS: 1
<b>PITCHER</b>	IP WLS BF H R ER SO BB IBB HBP BLK WP HR S P ERA WHIP																					
Denny Neagle, L ERA: 1.5	(1, 1) 6.0 24 5 1 1 4 1 0 1 0 0 1 58 95 1.50 1.000																					
Scott Williamson, R ERA: 27.0	(7, 1) 1.0 L 7 2 3 3 1 2 0 0 0 0 0 0 17 31 27.00 4.000																					
Dennys Reyes, L ERA:	(8, 1) 0.0 1 1 0 0 0 0 0 0 0 0 0 0 1 2 ∞ ∞																					
Scott Sullivan, R ERA:	(8, 1) 1.0 5 1 0 0 1 1 0 0 0 0 0 0 16 23 0.00 2.000																					
Hector Mercado, L ERA: 9.0	(9, 1) 1.0 5 1 1 1 0 1 0 0 0 0 0 1 12 21 9.00 2.000																					

Batter	1	2	3	4	5	6	7	8	9	AB	R	H	RBI	BB	SO	LOB	BOTTOM					
Pokey Reese, R OBP: 0.429, SLG: 0.333	F8		P8							4	0	1	0	0	0	1	<b>Milwaukee Brewers @ Cincinnati Reds</b> Cinergy Field, Cincinnati, OH Tue Apr 04 2000, 7:05 PM EDT Att: 16,761 - Cloudy - 35 F					
Barry Larkin, R OBP: 0.429, SLG: 0.500	G3									3	0	0	0	1	0	2						
Ken Griffey Jr., L	G4-3									4	0	0	0	0	2	3						
Dante Bichette, R			K							4	0	0	0	0	1	3						
Dmitri Young, S OBP: 0.333, SLG: 0.833			F8							4	1	1	1	0	1	1						
Alex Ochoa, R Hector Mercado, L										3	0	0	0	0	0	0						
Aaron Boone, R										3	0	0	0	0	0	0						
Benito Santiago, R Eddie Taubensee, L										2	0	0	0	0	1	0						
Denny Neagle, L Chris Snyder, R Scott Williamson, R Dennys Reyes, R Michael Tucker, L Scott Sullivan, R										1	0	1	0	0	0	0						
<b>Inning Stats</b>	R: 0 E: 0 K: 0 S: 8	H: 0 LOB: 0 BB: 0 P: 14	R: 0 E: 0 K: 1 S: 10	H: 0 LOB: 0 BB: 0 P: 12	R: 0 E: 0 K: 0 S: 6	H: 1 LOB: 1 BB: 0 P: 11	R: 0 E: 0 K: 1 S: 8	H: 0 LOB: 0 BB: 0 P: 13	R: 1 E: 0 K: 1 S: 7	H: 1 LOB: 0 BB: 0 P: 13	R: 0 E: 0 K: 0 S: 14	H: 2 LOB: 2 BB: 0 P: 18	R: 0 E: 0 K: 1 S: 7	H: 0 LOB: 0 BB: 0 P: 13	R: 0 E: 0 K: 0 S: 6	H: 0 LOB: 0 BB: 0 P: 10		R: 0 E: 0 K: 1 S: 14	H: 0 LOB: 1 BB: 1 P: 23	1B: 2 2B: 1 3B: 0 HR: 1	SF: 0 SAC: 0 DP: 0 HBP: 0	WP: 0 PB: 0 SB: 1 CS: 0
<b>PITCHER</b>	IP WLS BF H R ER SO BB IBB HBP BLK WP HR S P ERA WHIP																					
Valerio De Los Santos, L ERA: 1.8	(1, 1) 5.0 17 2 1 1 3 0 0 0 0 0 0 1 39 63 1.80 0.400																					
Jim Bruske, R ERA:	(6, 1) 1.0 W 5 2 0 0 0 0 0 0 0 0 0 0 14 18 0.00 2.000																					
Curt Leskanic, R ERA:	(7, 1) 1.0 H 3 0 0 0 1 0 0 0 0 0 0 0 7 13 0.00 0.000																					
David Weathers, R ERA:	(8, 1) 1.0 H 3 0 0 0 0 0 0 0 0 0 0 0 6 10 0.00 0.000																					
Bob Wickman, R ERA:	(9, 1) 1.0 4 0 0 0 1 1 0 0 0 0 0 0 14 23 0.00 1.000																					



Batter	1	2	3	4	5	6	7	8	9	AB R H RBI BB SO LOB	TOP									
Marquis Grissom, R OBP: 0.385, SLG: 0.500	E6 G5-4-3		G4-3		G4-3		G4-3 F9-2 1B		PO BB	4 0 1 0 1 0 1	<b>Milwaukee Brewers @ Cincinnati Reds</b> Cinergy Field, Cincinnati, OH Wed Apr 05 2000, 7:05 PM EDT Att: 23,059 - Cloudy - 53 F									
Mark Loretta, R OBP: 0.167, SLG: 0.273	G5-4-3 1-2f			F8	SF8		G4-3		PO	3 0 0 1 0 0 2										
Jeremy Bumitz, L OBP: 0.583, SLG: 1.125	K			1B BB	G4-3		F9-2 3-H			3 1 0 0 1 1 1										
Geoff Jenkins, L OBP: 0.333, SLG: 0.583		G1-3		1B FC1-6 1B		K		HR		4 2 2 1 0 1 0										
José Hernández, R OBP: 0.250, SLG: 0.182		F9		FC1-6 1B		HR BB		G4-3		3 1 1 1 1 0 0										
Tyler Houston, L OBP: 0.250, SLG: 1.000		K		FC1-6		HR		F8		4 1 1 3 0 1 1										
Kevin Barker, L OBP: 0.625, SLG: 1.000				P5 HR		1B		K		4 1 2 1 0 1 1										
Ronnie Belliard, R OBP: 0.545, SLG: 0.800		G6-3			2B 3B	L7			G6-4-3 1B	4 1 2 0 0 0 1										
Jimmy Haynes, R OBP: 0.333, SLG: 0.667 Juan Acevedo, R ERA: 18.0 Matt Williams, S David Weathers, R Lyle Mouton, R Bob Wickman, R				K	G4-3 SF8 2B	K			G6-4-3 1-2f	3 1 1 1 1 0 2 1 0 1 0 0 0 0 0 0 1 0 0 0 0 0 0 0 0										
<b>Inning Stats</b>	R: 0 E: 1 K: 1 S: 8	H: 0 LOB: 0 BB: 0 P: 14	R: 0 E: 0 K: 1 S: 12	H: 0 LOB: 0 BB: 0 P: 18	R: 1 E: 0 K: 1 S: 11	H: 1 LOB: 0 BB: 0 P: 17	R: 2 E: 0 K: 0 S: 11	H: 2 LOB: 1 BB: 0 P: 22	R: 2 E: 0 K: 2 S: 15	H: 2 LOB: 1 BB: 0 P: 27	R: 0 E: 0 K: 0 S: 8	H: 1 LOB: 0 BB: 0 P: 10	R: 1 E: 0 K: 1 S: 9	H: 1 LOB: 0 BB: 0 P: 15	R: 0 E: 0 K: 0 S: 4	H: 1 LOB: 0 BB: 1 P: 8	1B: 5 2B: 2 3B: 1 HR: 3	SF: 1 SAC: 0 DP: 3 HBP: 0	WP: 0 PB: 0 SB: 1 CS: 0	PA: 38
<b>PITCHER</b>	IP WLS BF H R ER SO BB IBB HBP BLK WP HR S P ERA WHIP											IP WLS BF H R ER SO BB IBB HBP BLK WP HR S P ERA WHIP								
Steve Parris, R ERA: 9.0	5.0 L 21 5 5 5 3 1 0 0 0 0 0 1 51 89 9.00 1.200																			
Gabe White, L ERA: 18.0	1.0 6 2 2 2 2 1 0 0 0 0 0 1 15 27 18.00 3.000																			
Danny Graves, R ERA: 4.5	2.0 7 2 1 1 1 0 0 0 0 0 0 1 17 25 4.50 1.000																			
Dennys Reyes, L ERA:	1.0 3 1 0 0 0 1 0 0 0 0 0 0 4 8 0.00 2.000																			

Batter	1	2	3	4	5	6	7	8	9	AB R H RBI BB SO LOB	BOTTOM									
Pokey Reese, R OBP: 0.583, SLG: 0.727	FC1-5-6 2B	F8			G4-3 G3 2B	G4-3 2B 1B		S G1-3 1B		5 2 4 0 0 0 1	<b>Milwaukee Brewers @ Cincinnati Reds</b> Cinergy Field, Cincinnati, OH Wed Apr 05 2000, 7:05 PM EDT Att: 23,059 - Cloudy - 53 F									
Barry Larkin, R OBP: 0.333, SLG: 0.455	FC1-5-6 F8 BB		G4-3		G4-3	S 2B		G1-3		5 0 1 2 0 0 3										
Ken Griffey Jr., L	4-2 HBP BB		G4-3		G3	K		G6-3		4 0 0 1 1 1 2										
Dante Bichette, R OBP: 0.182, SLG: 0.455	F8		G6-3		HR	2B 1B		K		5 1 2 1 0 1 2										
Dmitri Young, S OBP: 0.364, SLG: 0.600	2-2			G3 1B	G4-3	K		F9		4 0 1 0 0 1 1										
Eddie Taubensee, L OBP: 0.500, SLG: 0.625	1-1 G3-1			G3 1B		G6-3 WP 1B			1B	5 1 4 0 0 0 3										
Aaron Boone, R		F4		F8	F4	F3		K		5 0 0 0 0 1 6										
Michael Tucker, L OBP: 0.286, SLG: 0.667				G3	G6-3	G4-3				3 0 0 0 1 0 5										
Steve Parris, R Gabe White, L D.T. Cromer, L Danny Graves, R Hal Morris, L Dennys Reyes, R				G6-3		1B 2B 1B		G6-3		2 0 0 0 0 1 3 0 0 0 0 0 0 0 0 1 1 1 1 0 0 0 0 0 0 0 0 0 0 0 0 1 0 0 0 0 0 0 0 0 0 0 0 0 0 0 0										
<b>Inning Stats</b>	R: 0 E: 0 K: 0 S: 11	H: 1 LOB: 3 BB: 1 P: 20	R: 0 E: 0 K: 1 S: 8	H: 0 LOB: 1 BB: 1 P: 14	R: 0 E: 0 K: 0 S: 5	H: 0 LOB: 0 BB: 0 P: 7	R: 0 E: 0 K: 0 S: 10	H: 2 LOB: 2 BB: 0 P: 20	R: 2 E: 0 K: 1 S: 16	H: 4 LOB: 1 BB: 0 P: 20	R: 0 E: 0 K: 1 S: 15	H: 2 LOB: 2 BB: 0 P: 23	R: 0 E: 0 K: 0 S: 11	H: 1 LOB: 1 BB: 0 P: 15	R: 0 E: 0 K: 2 S: 11	H: 1 LOB: 1 BB: 0 P: 15	1B: 8 2B: 4 3B: 0 HR: 1	SF: 0 SAC: 0 DP: 0 HBP: 1	WP: 1 PB: 0 SB: 2 CS: 0	PA: 43
<b>PITCHER</b>	IP WLS BF H R ER SO BB IBB HBP BLK WP HR S P ERA WHIP											IP WLS BF H R ER SO BB IBB HBP BLK WP HR S P ERA WHIP								
Jimmy Haynes, R ERA: 7.94	5.2 W 28 8 5 5 1 2 0 0 0 0 0 0 14 17 0.00 3.000																			
Juan Acevedo, R ERA:	0.2 H 4 2 0 0 2 0 0 0 0 0 0 0 2 2 ∞ ∞																			
Matt Williams, L ERA:	0.0 1 1 0 0 0 0 0 0 0 0 0 0 2 2 ∞ ∞																			
David Weathers, R ERA:	1.2 H 6 1 0 0 0 0 0 0 0 0 0 0 16 26 0.00 0.600																			
Bob Wickman, R ERA:	1.0 S 4 1 0 0 2 0 0 0 0 0 0 0 11 15 0.00 1.000																			



Batter	1	2	3	4	5	6	7	8	9	AB	R	H	RBI	BB	SO	LOB	TOP										
Marquis Grissom, R OBP: 0.412, SLG: 0.563	1-0 CS 1B		1-2 G4-3		0-1 2B		2-3 K			4	0	2	0	0	1	0	<b>Milwaukee Brewers @ Cincinnati Reds</b> Cinergy Field, Cincinnati, OH Thu Apr 06 2000, 7:05 PM EDT Att: 20,909 - Cloudy - 60 F										
Mark Loretta, R OBP: 0.188, SLG: 0.333	3-2 G5-3		2-1 G3 2B		0-1 F7		3-1 L6			4	0	1	0	0	0	2											
Jeremy Bumitz, L OBP: 0.563, SLG: 0.900	4-2 2B BB		0-0 G3		4-2 1B 2B BB		3-2 P6			2	1	0	0	2	0	1											
Charlie Hayes, R OBP: 0.444, SLG: 0.429	2-1 1-3 2B		2-2 G1-3		3-1 P3		0-1 G3			4	0	1	0	0	0	2											
Geoff Jenkins, L OBP: 0.250, SLG: 0.438 Jim Bruske, R	0-0 G1-3		0-3 K		3-3 K		0-3 K			4	0	0	0	0	3	3											
José Hernández, R OBP: 0.313, SLG: 0.267		1-0 F9	1-2 G4-3		1-1 2B 1B		3-1 WP 1B			4	0	2	0	0	0	0											
Ronnie Belliard, R OBP: 0.533, SLG: 0.786		3-2 WP 1B	2-1 G6-3		1-0 1-3 2-H 2B		1-0 F9			4	0	2	1	0	0	1											
Henry Blanco, R OBP: 0.364, SLG: 0.125		3-1 F3	1-2 K		2-1 F8		0-0 G6-3			4	0	0	0	0	1	4											
Jaime Navarro, R Sean Berry, R Juan Acevedo, R Matt Williams, S Kevin Barker, L Curt Leskanić, R Lyle Mouton, R	1-3 K		3-2 F8		0-1 G4-3		2-3 K			1	0	0	0	0	1	1											
<b>Inning Stats</b>	R: 0 H: 2 E: 0 K: 1 S: 13	H: 2 R: 1 ER: 1 LOB: 2 BB: 1 P: 23	R: 0 H: 1 E: 0 K: 1 S: 9	H: 1 R: 0 ER: 0 LOB: 1 BB: 0 P: 17	R: 0 H: 1 E: 0 K: 1 S: 10	H: 1 R: 0 ER: 0 LOB: 1 BB: 0 P: 15	R: 0 H: 0 E: 0 K: 1 S: 10	H: 0 R: 0 ER: 0 LOB: 0 BB: 0 P: 13	R: 0 H: 1 E: 0 K: 1 S: 10	H: 1 R: 0 ER: 0 LOB: 2 BB: 0 P: 15	R: 0 H: 0 E: 0 K: 1 S: 8	H: 0 R: 0 ER: 0 LOB: 0 BB: 0 P: 13	R: 0 H: 0 E: 0 K: 1 S: 8	H: 0 R: 0 ER: 0 LOB: 0 BB: 0 P: 11	R: 0 H: 1 E: 0 K: 2 S: 9	H: 1 R: 0 ER: 0 LOB: 1 BB: 0 P: 17		1B: 4 2B: 4 3B: 0 HR: 0	SF: 0 SAC: 0 DP: 0 HBP: 0	WP: 3 PA: 36 CS: 1							
<b>PITCHER</b>	IP	WLS	BF	H	R	ER	SO	BB	IBB	HBP	BLK	WP	HR	S	P	ERA	WHIP										
Ron Villone, L ERA: 1.59	5.2	W	25	7	1	1	3	2	0	0	0	1	0	64	107	1.59	1.588										
Scott Sullivan, R ERA:	1.1	H	4	0	0	0	1	0	0	0	0	0	0	9	14	0.00	0.000										
Dennys Reyes, L ERA:	1.0		3	0	0	0	1	0	0	0	0	0	0	8	11	0.00	0.000										
Scott Williamson, R ERA: 13.5	1.0		4	1	0	0	2	0	0	0	0	2	0	9	17	0.00	1.000										

Batter	1	2	3	4	5	6	7	8	9	AB	R	H	RBI	BB	SO	LOB	BOTTOM											
Pokey Reese, R OBP: 0.625, SLG: 0.714	1-2 S G4-3 1B		3-2 2B 1B		1-3 K		4-2 BB			3	2	2	0	1	1	0	<b>Milwaukee Brewers @ Cincinnati Reds</b> Cinergy Field, Cincinnati, OH Thu Apr 06 2000, 7:05 PM EDT Att: 20,909 - Cloudy - 60 F											
Barry Larkin, R OBP: 0.313, SLG: 0.467	1-2 G4-3		1-0 G4-3 1-H 2B		2-2 G6-3		3-2 G6-3			4	0	1	1	0	0	3												
Ken Griffey Jr., L OBP: 0.133, SLG: 0.071	3-2 G6-4-3 2-H 1B		0-0 G4-3		0-1 G4-3		3-3 K			4	0	1	1	0	1	1												
Dante Bichette, R OBP: 0.143, SLG: 0.357 Alex Ochoa, R	1-2 G6-4-3		1-3 K		0-2 G6-3		0-1 G5-3			3	0	0	0	0	1	2												
Dmitri Young, S OBP: 0.333, SLG: 0.462		4-0 G4-6-3 BB		2-2 P5		0-2 F8		2-1 G3		3	0	0	0	1	0	0												
Eddie Taubensee, L OBP: 0.364, SLG: 0.455	1-2 G4-6-3		1-2 G4-6-3		2-1 G3-1		2-3 K			3	0	0	0	0	1	1												
Michael Tucker, L OBP: 0.400, SLG: 1.000	3-1 HR		4-0 HR BB		0-1 F8		0-1 F8			2	2	1	1	1	0	0												
Aaron Boone, R OBP: 0.077, SLG: 0.308	1-3 K		0-0 1-H HR		0-0 K		1-3 K			3	1	1	2	0	2	0												
Ron Villone, L Scott Sullivan, R D.T. Cromer, L Dennys Reyes, R Scott Williamson, R	1-1 4.0 7.0 8.1 9.1	WLS L 18	BF 18	H 5	R 5	ER 3	SO 3	BB 2	IBB 0	HBP 0	BLK 0	WP 0	HR 2	S 46	P 73	ERA 11.25		WHIP 2.000										
<b>Inning Stats</b>	R: 1 H: 2 E: 0 K: 0 S: 14	H: 2 R: 1 ER: 1 LOB: 0 BB: 0 P: 20	R: 1 H: 1 E: 0 K: 1 S: 9	H: 1 R: 0 ER: 0 LOB: 1 BB: 1 P: 18	R: 1 H: 2 E: 0 K: 1 S: 14	H: 2 R: 0 ER: 0 LOB: 0 BB: 0 P: 18	R: 2 H: 1 E: 0 K: 1 S: 9	H: 1 R: 0 ER: 0 LOB: 0 BB: 1 P: 17	R: 0 H: 0 E: 0 K: 1 S: 10	H: 0 R: 0 ER: 0 LOB: 0 BB: 0 P: 12	R: 0 H: 0 E: 0 K: 1 S: 13	H: 0 R: 0 ER: 0 LOB: 0 BB: 0 P: 24	R: 0 H: 1 E: 0 K: 1 S: 8	H: 0 R: 0 ER: 0 LOB: 0 BB: 0 P: 13	R: 0 H: 0 E: 0 K: 1 S: 9	H: 0 R: 0 ER: 0 LOB: 2 BB: 1 P: 13		1B: 3 2B: 2 3B: 0 HR: 2	SF: 0 SAC: 0 DP: 2 HBP: 0	WP: 0 PA: 32 CS: 0								
<b>PITCHER</b>	IP	WLS	BF	H	R	ER	SO	BB	IBB	HBP	BLK	WP	HR	S	P	ERA	WHIP											
Jaime Navarro, R ERA: 11.25	4.0	L	18	5	5	3	3	2	0	0	0	0	2	46	73	11.25	2.000											
Juan Acevedo, R ERA:	1.0		3	0	0	0	1	0	0	0	0	0	0	9	12	0.00	0.000											
Matt Williams, L ERA:	1.0		3	0	0	0	1	0	0	0	0	0	0	10	12	0.00	0.000											
Curt Leskanić, R ERA:	1.0		5	1	0	0	1	1	0	0	0	0	0	13	24	0.00	2.000											
Jim Bruske, R ERA:	1.0		3	0	0	0	1	0	0	0	0	0	0	8	13	0.00	0.000											



Batter	1	2	3	4	5	6	7	8	9	AB	R	H	RBI	BB	SO	LOB	TOP					
<b>Eric Young Sr. R</b> OBP: 0.308, SLG: 0.273 (1, 4)	K2-3	F8				SF9		P4		4	1	1	1	0	1	1	<b>Chicago Cubs @ Cincinnati Reds</b> Cinergy Field, Cincinnati, OH Fri Apr 07 2000, 7:05 PM EDT Att: 36,383 - Cloudy - 66 F					
<b>Ricky Gutierrez R</b> OBP: 0.471, SLG: 0.467 (1, 6)	HR	FC6-4 BB		SF9 2B		HR	1B	F7		4	3	3	3	1	0	0						
<b>Sammy Sosa R</b> OBP: 0.222, SLG: 0.304 (1, 9)	HR	FC6-4		SF9		K		F7		4	1	1	3	0	1	3						
<b>Mark Grace L</b> OBP: 0.444, SLG: 0.619 (1, 3)	G1-3					HR		K		4	1	1	2	1	2	0						
<b>Henry Rodriguez L</b> OBP: 0.217, SLG: 0.190 <b>Tarrik Brock L</b> OBP: 0.500, SLG: 0.500 (7, 7)	2B			F7		K		K		4	0	1	0	0	2	1						
<b>Shane Andrews R</b> OBP: 0.400, SLG: 0.619 (1, 5)	K			K		K		F8		4	0	0	0	0	3	2						
<b>Damon Buford R</b> OBP: 0.320, SLG: 0.333 (1, 8)		HR		K		K		P6		4	1	1	1	0	2	1						
<b>Joe Girardi R</b> OBP: 0.400, SLG: 0.250 (1, 2)		E4 WP		P4		WP SF9 SH BB		G6-3		3	1	0	0	1	0	0						
<b>Andrew Lorraine L</b> <b>15 Julio Zuleta R</b> (8, PH) <b>Matt Karchner R</b> <b>Mark Guthrie R</b> (9, 1) <b>Rick Aguilera R</b> (9, 1)	K			1B 2B BB		SH SF9 WP 1B		K		1	2	0	0	1	1	1						
<b>Inning Stats</b>	R: 2 E: 0 K: 2 S: 13	H: 3 LOB: 1 BB: 0 P: 18	R: 1 E: 1 K: 1 S: 9	H: 1 LOB: 2 BB: 1 P: 20	R: 0 E: 0 K: 2 S: 11	H: 0 LOB: 1 BB: 1 P: 18	R: 3 E: 0 K: 1 S: 12	H: 2 LOB: 0 BB: 1 P: 24	R: 0 E: 0 K: 3 S: 10	H: 0 LOB: 0 BB: 0 P: 12	R: 4 E: 0 K: 2 S: 20	H: 2 LOB: 0 BB: 1 P: 30	R: 0 E: 0 K: 0 S: 8	H: 0 LOB: 0 BB: 0 P: 14	R: 0 E: 0 K: 1 S: 8	H: 0 LOB: 0 BB: 0 P: 11		R: 0 E: 0 K: 1 S: 8	H: 0 LOB: 0 BB: 0 P: 14	1B: 3 2B: 2 3B: 0 HR: 3	SF: 2 SAC: 1 DP: 0 HBP: 0	WP: 2 PB: 0 SB: 0 CS: 0
<b>PITCHER</b>	IP	WLS	BF	H	R	ER	SO	BB	IBB	HBP	BLK	WP	HR	S	P	ERA	WHIP					
<b>Pete Harnisch R</b> ERA: 9.0 (1, 1)	4.0	L	22	6	6	6	6	3	0	0	0	1	2	45	80	13.50	2.250					
<b>Hector Mercado L</b> ERA: 11.25 (5, 1)	3.0		13	2	4	4	5	1	0	0	0	1	1	38	56	12.00	1.000					
<b>Scott Sullivan R</b> ERA: (8, 1)	1.0		3	0	0	0	1	0	0	0	0	0	0	8	11	0.00	0.000					
<b>Danny Graves R</b> ERA: 3.0 (9, 1)	1.0		3	0	0	0	1	0	0	0	0	0	0	8	14	0.00	0.000					
Batter	1	2	3	4	5	6	7	8	9	AB	R	H	RBI	BB	SO	LOB	BOTTOM					
<b>Pokey Reese R</b> OBP: 0.524, SLG: 0.579 (1, 4)	K	FC6-4				G6-3		HR 1B		5	1	1	0	0	1	3	<b>Chicago Cubs @ Cincinnati Reds</b> Cinergy Field, Cincinnati, OH Fri Apr 07 2000, 7:05 PM EDT Att: 36,383 - Cloudy - 66 F					
<b>Barry Larkin R</b> OBP: 0.429, SLG: 0.647 (1, 6)	BB			L8		BB		FC5 BB		2	1	1	2	3	0	0						
<b>Ken Griffey Jr. L</b> OBP: 0.100, SLG: 0.056 (1, 8)	K			G6-3		P5		SF7		4	0	0	1	0	1	2						
<b>Dante Bichette R</b> OBP: 0.105, SLG: 0.263 (1, 9)	G5-3			K		P6		F8 FC5		5	0	0	0	0	1	4						
<b>Dmitri Young S</b> OBP: 0.316, SLG: 0.412 (1, 3)		2B 1B		G5-3		F9		F7		4	1	1	0	0	0	0						
<b>Alex Ochoa R</b> OBP: 0.375, SLG: 0.857 (1, 7)		BLK 1B 2B		BB BB		F9		HR		3	2	2	2	1	0	0						
<b>Benito Santiago R</b> (1, 2)		P4		F8		F7		P4		4	0	0	0	0	0	2						
<b>Aaron Boone R</b> OBP: 0.176, SLG: 0.313 (1, 5)		K				F8		WP 1B SF7 1B		3	1	1	0	1	1	1						
<b>Pete Harnisch S</b> OBP: 0.500, SLG: 0.500 <b>Mark Lewis R</b> <b>Hector Mercado L</b> <b>Chris Stynes R</b> <b>Scott Sullivan R</b> <b>Danny Graves R</b> <b>D.T. Cromer</b> (9, PH) (4, PH) (5, 1) (7, PH) (9, 1) (9, 1) (9, PH)		FC6-4 1B		BB BB		K		FC5 WP 1B		1	0	1	1	0	0	0						
<b>Inning Stats</b>	R: 0 E: 0 K: 2 S: 13	H: 0 LOB: 1 BB: 1 P: 21	R: 1 E: 0 K: 1 S: 14	H: 3 LOB: 1 BB: 0 P: 21	R: 0 E: 0 K: 1 S: 7	H: 0 LOB: 0 BB: 0 P: 9	R: 0 E: 0 K: 1 S: 11	H: 0 LOB: 2 BB: 2 P: 22	R: 0 E: 0 K: 0 S: 7	H: 0 LOB: 1 BB: 1 P: 14	R: 0 E: 0 K: 0 S: 3	H: 0 LOB: 0 BB: 0 P: 3	R: 2 E: 0 K: 0 S: 12	H: 2 LOB: 0 BB: 0 P: 19	R: 1 E: 0 K: 0 S: 5	H: 1 LOB: 0 BB: 0 P: 10		R: 1 E: 0 K: 0 S: 9	H: 2 LOB: 2 BB: 1 P: 15	1B: 5 2B: 1 3B: 0 HR: 2	SF: 1 SAC: 0 DP: 0 HBP: 0	WP: 1 PB: 0 SB: 0 CS: 0
<b>PITCHER</b>	IP	WLS	BF	H	R	ER	SO	BB	IBB	HBP	BLK	WP	HR	S	P	ERA	WHIP					
<b>Andrew Lorraine L</b> ERA: 5.4 (1, 1)	7.0		30	5	4	4	5	4	0	0	0	1	1	67	109	5.14	1.286					
<b>Matt Karchner R</b> ERA: 10.38 (8, 1)	1.1		8	3	2	2	0	1	0	0	0	1	1	11	22	13.50	3.000					
<b>Mark Guthrie L</b> ERA: (9, 1)	0.1	H	1	0	0	0	0	0	0	0	0	0	0	1	1	0.00	0.000					
<b>Rick Aguilera R</b> ERA: (9, 1)	0.1	S	1	0	0	0	0	0	0	0	0	0	0	2	2	0.00	0.000					







Batter	1	2	3	4	5	6	7	8	9	10	11	AB	R	H	RBI	BB	SO	LOB	TOP					
<b>Eric Young Sr., R</b> OBP: 0.324, SLG: 0.364 (1, 4)	F6	G6-3			F7	2B		SH1-3 1B		SH1-4	F9	6	1	2	2	0	0	5						
<b>Ricky Gutierrez, R</b> OBP: 0.462, SLG: 0.522 (1, 6)	F8		F7		2B	2B		SH1-3		P4		5	0	2	1	0	0	1						
<b>Sammy Sosa, R</b> OBP: 0.289, SLG: 0.387 (1, 9)	HR		BB		IBB	BB		1B		K		3	1	2	1	3	1	1						
<b>Mark Grace, L</b> OBP: 0.412, SLG: 0.630 (1, 3)	HR		F9		F9	F7		1B		IBB		5	2	1	1	1	0	5						
<b>Gienallen Hill, R</b> OBP: 0.333, SLG: 1.333 <b>Tarrick Brock, L</b> OBP: 0.400, SLG: 0.250 (1, 7) (6, 7)	F9		F9		HR	HR		K		K		3	1	1	1	0	0	1						
<b>Shane Andrews, R</b> OBP: 0.382, SLG: 0.500 (1, 5)		FC5-4 BB			K	F9		FC6-4 1B		F9		4	0	1	0	2	1	0						
<b>Damon Buford, R</b> OBP: 0.314, SLG: 0.355 (1, 8)		FC5-4 1B			L8	2B		FC6-4		K		6	1	3	1	0	1	2						
<b>Joe Girardi, R</b> OBP: 0.385, SLG: 0.238 <b>Jeff Reed, L</b> OBP: 0.417, SLG: 0.250 (1, 2) (9, 2)		FC5-4 G5-3			L8	2B		K		1B		4	1	1	0	1	1	4						
<b>Scott Downs, L</b> (7, 1) <b>Felix Heredia, L</b> (8, 1) <b>Brian Williams, R</b> 76 Daniel Garbay, L Rick Aguilera, R Jose Nieves, R Matt Karchner, R (10, 1)		G5-3			G1-3	K		K		SH1-4 BB		4	0	0	0	0	2	6						
<b>Inning Stats</b>	R: 2 E: 0 K: 0 S: 10	H: 2 LOB: 0 K: 0 P: 16	R: 0 E: 0 K: 0 S: 11	H: 1 LOB: 2 BB: 1 P: 18	R: 0 E: 0 K: 1 S: 9	H: 0 LOB: 1 BB: 1 P: 18	R: 0 E: 0 K: 1 S: 6	H: 0 LOB: 0 BB: 0 P: 6	R: 0 E: 0 K: 1 S: 7	H: 1 LOB: 2 BB: 1 P: 12	R: 4 E: 0 K: 1 S: 19	H: 4 LOB: 2 BB: 2 P: 37	R: 0 E: 0 K: 1 S: 10	H: 2 LOB: 1 BB: 1 P: 21	R: 0 E: 0 K: 1 S: 8	H: 1 LOB: 1 BB: 0 P: 8	R: 0 E: 0 K: 1 S: 8	H: 0 LOB: 1 BB: 1 P: 16	R: 1 E: 1 K: 2 S: 19	H: 1 LOB: 3 BB: 2 P: 35	1B: 6 2B: 4 3B: 0 HR: 3	SF: 0 SAC: 2 DP: 0 HBP: 0	WP: 1 PB: 0 SB: 0 CS: 0	PA: 55
<b>PITCHER</b>	IP 5.2	WLS 1.1	BF 7	H 1	R 0	ER 0	SO 2	BB 2	IBB 0	HBP 0	BLK 0	WP 0	HR 0	S 17	P 29	ERA 0.00	WHIP 2.250							
<b>Denny Neagle, L</b> ERA: 5.4 (1, 1)																								
<b>Manny Aybar, R</b> ERA: 9.0 (6, 1)																								
<b>Scott Sullivan, R</b> ERA: (8, 1)																								
<b>Dennys Reyes, L</b> ERA: (9, 1)																								
<b>Danny Graves, R</b> ERA: 1.35 (10, 1)																								

Chicago Cubs @ Cincinnati Reds  
Cinergy Field, Cincinnati, OH  
Sun Apr 09 2000, 1:15 PM EDT  
Att: 37,798 - Cloudy - 42 F

livebaseballscorecards.com

AB 43  
R 7  
H 13  
RBI 7  
BB 10  
SO 9  
LOB 30



Batter	1	2	3	4	5	6	7	8	9	10	11	AB	R	H	RBI	BB	SO	LOB	BOTTOM					
<b>Pokey Reese, R</b> OBP: 0.515, SLG: 0.552 (1, 4)	CS BB		2B		G1-3		BB	1B		G5-3		4	0	2	0	2	0	2						
<b>Bary Larkin, R</b> OBP: 0.469, SLG: 0.600 (1, 6)	K		G6-3		HR	BB	BB	1B		G6-3		4	1	1	1	2	1	3						
<b>Ken Griffey Jr., L</b> OBP: 0.226, SLG: 0.231 (1, 8)	G4-3				K	HR	P3	1B			SH	4	2	1	2	2	1	3						
<b>Dmitri Young, S</b> OBP: 0.241, SLG: 0.296 <b>Dennys Reyes, R</b> (9, 1) <b>Danny Graves, R</b> (10, 1) <b>Hal Morris, L</b> (11, PH) <b>Steve Parris, R</b> (11, PR)		F7			G6-3	F8	K	P5		SH	BB	5	0	0	0	0	1	6						
<b>Dante Bichette, R</b> OBP: 0.267, SLG: 0.407 (1, 9)	FC5-4 BB				BB	K		SF9 BB		G1-3		3	1	0	0	3	1	1						
<b>Alex Ochoa, R</b> OBP: 0.438, SLG: 0.529 (1, 7)	F9				F8	HR		SF9 SF7 2B		K		6	2	3	2	0	1	2						
<b>Mark Lewis, R</b> (1, 5) <b>Michael Tucker, L</b> (8, PH) <b>Aaron Boone, R</b> OBP: 0.250, SLG: 0.450 (9, 5)	FC5-4				F9	G6-3		SF9		K		3	0	0	0	0	0	1						
<b>Benito Santiago, R</b> OBP: 0.111, SLG: 0.222 <b>Eddie Taubensee, L</b> OBP: 0.263, SLG: 0.333 (1, 2) (5, PR) (6, 2)			F8		E8 2B		G3-1	SF7		F7		2	0	1	0	0	0	0						
<b>Denny Neagle, L</b> OBP: 0.303, SLG: 0.667 <b>Manny Aybar, R</b> OBP: 0.303, SLG: 0.667 <b>Chris Snythen, R</b> OBP: 0.163, SLG: 0.667 <b>Scott Sullivan, R</b> (8, PH) <b>D.T. Cromer, L</b> OBP: 0.600, SLG: 0.800 (9, 3)			K		G4-3		BB BB 1B	E6 1B		E4 G5-3		2	0	0	0	0	1	1						
<b>Inning Stats</b>	R: 0 E: 0 K: 1 S: 8	H: 0 LOB: 0 BB: 1 P: 16	R: 0 E: 0 K: 0 S: 8	H: 0 LOB: 1 BB: 1 P: 15	R: 0 E: 0 K: 1 S: 8	H: 1 LOB: 1 BB: 0 P: 11	R: 0 E: 0 K: 1 S: 11	H: 0 LOB: 1 BB: 1 P: 19	R: 3 E: 0 K: 1 S: 10	H: 2 LOB: 0 BB: 1 P: 18	R: 0 E: 0 K: 1 S: 13	H: 1 LOB: 3 BB: 2 P: 26	R: 3 E: 1 K: 0 S: 19	H: 3 LOB: 3 BB: 2 P: 34	R: 0 E: 0 K: 0 S: 8	H: 0 LOB: 0 BB: 0 P: 13	R: 0 E: 0 K: 0 S: 10	H: 0 LOB: 1 BB: 1 P: 15	R: 2 E: 1 K: 0 S: 5	H: 1 LOB: 2 BB: 1 P: 10	1B: 4 2B: 4 3B: 0 HR: 2	SF: 2 SAC: 1 DP: 1 HBP: 0	WP: 0 PB: 0 SB: 0 CS: 1	PA: 51
<b>PITCHER</b>	IP 6.1	WLS 0.2	BF 29	H 5	R 0	ER 3	SO 4	BB 6	IBB 0	HBP 0	BLK 0	WP 0	HR 2	S 59	P 108	ERA 4.26	WHIP 1.737							
<b>Scott Downs, L</b> ERA: 4.26 (1, 1)																								
<b>Felix Heredia, L</b> ERA: 1.8 (7, 1)																								
<b>Brian Williams, R</b> ERA: 15.43 (8, 1)																								
<b>76 Daniel Garbay, L</b> ERA: (8, 1)																								
<b>Rick Aguilera, R</b> ERA: (8, 1)																								

Chicago Cubs @ Cincinnati Reds  
Cinergy Field, Cincinnati, OH  
Sun Apr 09 2000, 1:15 PM EDT  
Att: 37,798 - Cloudy - 42 F

livebaseballscorecards.com

AB 39  
R 8  
H 9  
RBI 7  
BB 9  
SO 7  
LOB 19





Batter	1	2	3	4	5	6	7	8	9	AB	R	H	RBI	BB	SO	LOB	TOP									
<b>Pokey Reese, R</b> (1,4) OBP: 0.514, SLG: 0.533 <b>Chris Stynes, R</b> (5,4) OBP: 0.667, SLG: 0.600	K		PO HBP			1B		BB	K	1	0	0	0	0	1	0	<b>Cincinnati Reds @ Colorado Rockies</b> Coors Field, Denver, CO Mon Apr 10 2000, 1:05 PM MDT Att: 48,094 - Cloudy - 62 F									
<b>Barry Larkin, R</b> (1,6) OBP: 0.472, SLG: 0.586	1B		PO	F9		1B		F9		4	0	2	0	0	0	1										
<b>Ken Griffey Jr., L</b> (1,8) OBP: 0.229, SLG: 0.345	F9			HR		SF8		G4-3		3	1	1	2	0	0	2										
<b>Dante Bichette, R</b> (1,9) OBP: 0.242, SLG: 0.367 <b>Scott Sullivan, R</b> (6,1) <b>Manny Aybar, R</b> (8,1) <b>Hal Morris, L</b> (9,PH)	F3			K		G1-6-4-3		K		3	0	0	0	0	1	3										
<b>Dmitri Young, S</b> (1,3) OBP: 0.212, SLG: 0.258	G6-3			F8				L5		4	0	0	0	0	0	0										
<b>Eddie Taubensee, L</b> (1,2) OBP: 0.304, SLG: 0.364	G6-4-3 1B					G3		G6-3		4	1	2	0	0	0	0										
<b>Aaron Boone, R</b> (1,5) OBP: 0.286, SLG: 0.500	G6-4-3					P6		1B		4	1	2	0	0	0	1										
<b>Michael Tucker, L</b> (1,7) <b>D.T. Cromer, L</b> (6,3)			G4-3			K		P3		2	0	0	0	0	1	0										
<b>Steve Parris, R</b> (1,1) <b>Hector Mercado, L</b> (5,1) <b>Alex Ochoa, R</b> (5,7) <b>Jose Jimenez, R</b> (7,9) <b>Pete Hamisch, S</b> (9,PR)			K					G6-3		1	0	0	0	0	1	0										
<b>E1</b>						1B SF8 1B				3	1	1	0	0	0	0										
<b>Inning Stats</b>	R: 0 E: 0 K: 1 S: 10	H: 1 LOB: 1 BB: 0 P: 18	R: 0 E: 0 K: 0 S: 9	H: 1 LOB: 0 BB: 0 P: 11	R: 0 E: 0 K: 1 S: 8	H: 0 LOB: 0 BB: 0 P: 12	R: 1 E: 0 K: 1 S: 7	H: 1 LOB: 0 BB: 0 P: 11	R: 0 E: 0 K: 1 S: 6	H: 0 LOB: 0 BB: 0 P: 9	R: 1 E: 0 K: 0 S: 15	H: 3 LOB: 1 BB: 0 P: 20	R: 0 E: 0 K: 0 S: 9	H: 1 LOB: 1 BB: 0 P: 15	R: 0 E: 0 K: 0 S: 8	H: 0 LOB: 2 BB: 1 P: 17		R: 3 E: 1 K: 2 S: 20	H: 3 LOB: 2 BB: 0 P: 29	1B: 7 2B: 1 3B: 0 HR: 2	SF: 1 SAC: 0 DP: 2 HBP: 1	WP: 1 PB: 0 SB: 0 CS: 0	PA: 38			
<b>PITCHER</b>	IP	WLS	BF	H	R	ER	SO	BB	IBB	HBP	BLK	WP	HR	S	P	ERA		WHIP								
<b>Rolando Arrojo, R</b> (1,1) ERA: 3.86	6.0	W	22	6	2	2	4	0	0	0	0	0	1	55	81	3.00		1.000								
<b>Julian Tavaréz, R</b> (7,1) ERA:	1.0	H	4	1	0	0	0	0	0	0	0	0	0	9	15	0.00		1.000								
<b>Jose Jimenez, R</b> (8,1) ERA: 1.5	1.0		4	0	0	0	0	1	0	0	0	0	0	8	17	0.00		1.000								
<b>David Lee, R</b> (9,1) ERA: 10.13	0.2	S	6	3	3	3	1	0	0	0	0	0	1	15	22	40.50		4.500								
<b>Stan Belinda, R</b> (9,1) ERA: 2.45	0.1	S	1	0	0	0	1	0	0	0	0	1	0	5	7	0.00		0.000								

Batter	1	2	3	4	5	6	7	8	9	AB	R	H	RBI	BB	SO	LOB	BOTTOM										
<b>Tom Goodwin, L</b> (1,8) OBP: 0.303, SLG: 0.484	F8		F8			3 HR		F5		4	1	1	1	1	0	0	<b>Cincinnati Reds @ Colorado Rockies</b> Coors Field, Denver, CO Mon Apr 10 2000, 1:05 PM MDT Att: 48,094 - Cloudy - 62 F										
<b>3 Mike Lansing, R</b> (1,4) OBP: 0.375, SLG: 0.593 <b>Stan Belinda, R</b> (9,1)	G6-3		1B			HR		E6 1B WP		4	1	2	2	1	0	0											
<b>Larry Walker, L</b> (1,9) OBP: 0.318, SLG: 0.250	K		1B			17 F8 CS 1B		G4-6-3		5	0	3	0	0	1	3											
<b>Jeff Cirillo, R</b> (1,5) OBP: 0.304, SLG: 0.476			L8			1B		17 HR		3	3	2	0	2	0	2											
<b>17 Todd Helton, L</b> (1,3) OBP: 0.452, SLG: 0.704	G4-3		K			F8		G1-3		5	1	1	2	0	1	8											
<b>Darren Bragg, L</b> (1,7) OBP: 0.316, SLG: 0.500 <b>Jose Jimenez, R</b> (8,1) <b>David Lee, R</b> (9,1) <b>Terry Shumpert, R</b> (9,4) OBP: 0.235, SLG: 0.294						K		K		4	0	2	2	0	2	0											
<b>Neill Perez, S</b> (1,6) OBP: 0.233, SLG: 0.185			K			F5		F9		4	0	0	0	0	1	2											
<b>Brent Mayne, L</b> (1,2) OBP: 0.444, SLG: 0.308						F7		F7		3	0	0	0	1	0	0											
<b>Rolando Arrojo, R</b> (1,1) OBP: 0.500, SLG: 0.750 <b>Jeff Manto, R</b> (6,PH) <b>Julian Tavaréz, L</b> (7,1) <b>Brian Hunter, R</b> (8,7) OBP: 0.250, SLG: 0.250			K			3B		K		2	1	1	0	0	1	2											
<b>Inning Stats</b>	R: 0 E: 0 K: 1 S: 8	H: 0 LOB: 0 BB: 0 P: 13	R: 1 E: 0 K: 2 S: 20	H: 2 LOB: 2 BB: 1 P: 31	R: 0 E: 0 K: 1 S: 5	H: 0 LOB: 0 BB: 0 P: 7	R: 4 E: 0 K: 0 S: 17	H: 5 LOB: 1 BB: 1 P: 28	R: 0 E: 0 K: 1 S: 8	H: 1 LOB: 2 BB: 2 P: 21	R: 2 E: 0 K: 1 S: 12	H: 2 LOB: 0 BB: 0 P: 16	R: 0 E: 1 K: 1 S: 11	H: 1 LOB: 3 BB: 1 P: 22	1B: 6 2B: 4 3B: 1 HR: 2	SF: 0 SAC: 0 DP: 1 HBP: 0		WP: 1 PB: 0 SB: 0 CS: 1	PA: 41								
<b>PITCHER</b>	IP	WLS	BF	H	R	ER	SO	BB	IBB	HBP	BLK	WP	HR	S	P	ERA		WHIP									
<b>Steve Parris, R</b> (1,1) ERA: 10.0	4.0	L	22	8	5	5	5	1	0	0	0	0	0	12	24	0.00		2.250									
<b>Hector Mercado, L</b> (5,1) ERA: 8.44	1.1		6	2	0	0	0	1	0	0	0	0	0	1	16	24		10.80	1.800								
<b>Scott Sullivan, R</b> (6,1) ERA: 2.45	1.2		7	2	2	2	1	1	0	0	0	0	1	11	22	0.00		2.000									
<b>Manny Aybar, R</b> (8,1) ERA: 6.75	1.0		6	1	0	0	1	1	0	0	0	1	0	11	22	0.00		2.000									

AB	34
R	5
H	10
RBI	5
BB	1
SO	6
LOB	9













Batter	1	2	3	4	5	6	7	8	9	AB	R	H	RBI	BB	SO	LOB	TOP										
<b>Pokey Reese, R</b> OBP: 0.575, SLG: 0.618 (1, 4)										4	0	4	0	1	0	0	<b>Cincinnati Reds @ Los Angeles Dodgers</b> Dodger Stadium, Los Angeles, CA Fri Apr 14 2000, 1:10 PM PDT Att: 53,223 - Cloudy - 71 F										
<b>Barry Larkin, R</b> OBP: 0.440, SLG: 0.535 (1, 6)										5	0	1	0	0	0	4											
<b>Ken Griffey Jr., L</b> OBP: 0.286, SLG: 0.425 (1, 8)										3	0	0	0	1	1	5											
<b>Dante Bichette, R</b> OBP: 0.261, SLG: 0.357 (1, 9)										3	0	1	0	0	0	2											
<b>Dmitri Young, S</b> OBP: 0.277, SLG: 0.386 (1, 7) (8, 3)										4	0	1	0	0	2	1											
<b>Eddie Taubensee, L</b> OBP: 0.250, SLG: 0.265 (1, 2)										3	0	0	0	1	0	3											
<b>Hal Morris, L</b> OBP: 0.273, SLG: 0.700 <b>Hector Mercado, L</b> (8, 1)										4	0	0	0	0	1	3											
<b>Aaron Boone, R</b> OBP: 0.250, SLG: 0.457 (1, 5)										4	1	1	1	0	0	1											
<b>Rob Bell, R</b> <b>Scott Williamson, R</b> <b>D.T. Cromer, L</b> <b>Scott Sullivan, R</b> <b>Dennys Reyes, R</b> <b>Manny Aybar, R</b> <b>Michael Tucker, L</b> (1, 1) (6, 1) (7, PH) (7, 1) (7, 1) (7, 1) (8, 7)										2	0	0	0	0	1	0											
<b>Inning Stats</b>	R: 0 E: 0 K: 0 S: 7	H: 1 LOB: 0 BB: 0 P: 10	R: 0 E: 0 K: 0 S: 9	H: 2 LOB: 1 BB: 0 P: 13	R: 1 E: 0 K: 1 S: 13	H: 2 LOB: 2 BB: 1 P: 25	R: 0 E: 0 K: 1 S: 7	H: 0 LOB: 1 BB: 1 P: 14	R: 0 E: 0 K: 0 S: 11	H: 1 LOB: 1 BB: 0 P: 17	R: 0 E: 0 K: 0 S: 10	H: 0 LOB: 0 BB: 0 P: 16	R: 0 E: 0 K: 1 S: 11	H: 3 LOB: 3 BB: 0 P: 16	R: 0 E: 0 K: 2 S: 9	H: 0 LOB: 1 BB: 1 P: 14		R: 0 E: 0 K: 1 S: 8	H: 0 LOB: 1 BB: 1 P: 12	1B: 7 2B: 1 3B: 0 HR: 1	SF: 0 SAC: 0 DP: 2 HBP: 1	WP: 0 PB: 0 SB: 1 CS: 0	PA: 38				
<b>PITCHER</b>	IP	WLS	BF	H	R	ER	SO	BB	IBB	HBP	BLK	WP	HR	S	P	ERA	WHIP										
<b>Orel Hershiser, R</b> ERA: 4.09 (1, 1)	6.0	W	24	6	1	1	2	2	0	0	0	0	1	57	95	1.50	1.333										
<b>Terry Adams, R</b> ERA: 2.09 (7, 1)	1.0	H	6	3	0	0	1	0	0	0	0	0	0	11	16	0.00	3.000										
<b>Matt Herges, R</b> ERA: (8, 1)	2.0		8	0	0	0	3	1	0	1	0	0	0	17	26	0.00	0.500										

AB	34
R	1
H	9
RBI	1
BB	3
SO	6
LOB	19

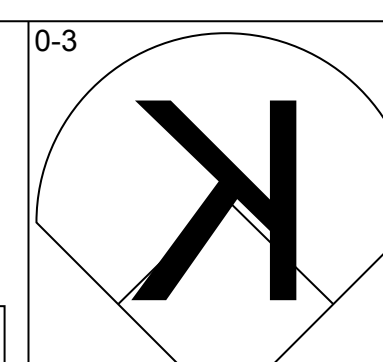
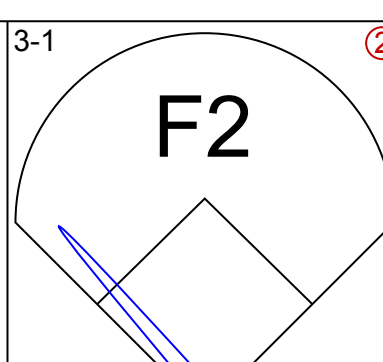
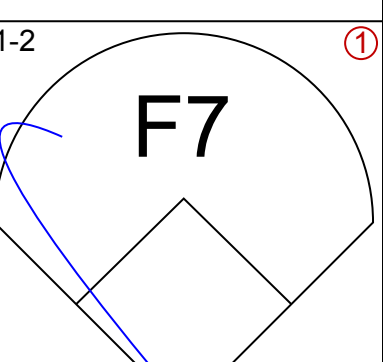
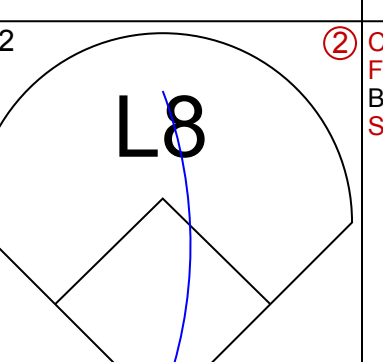
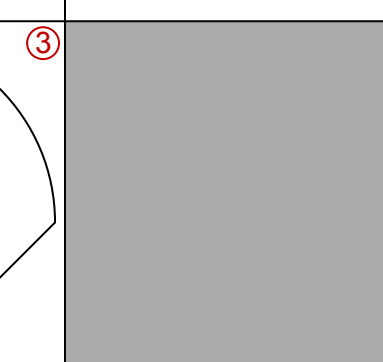
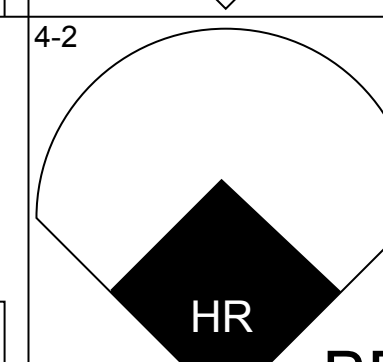
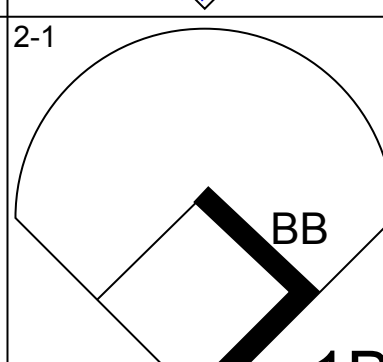

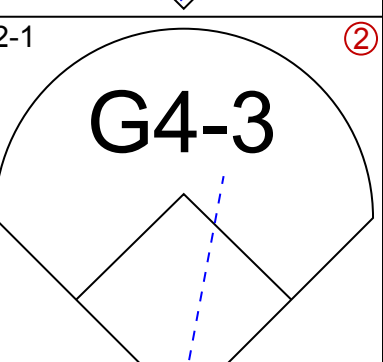
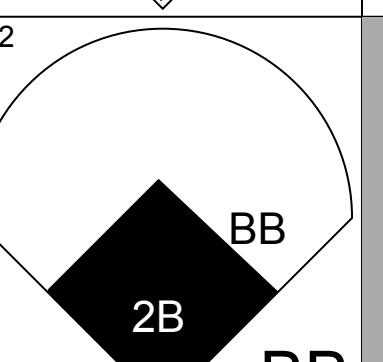
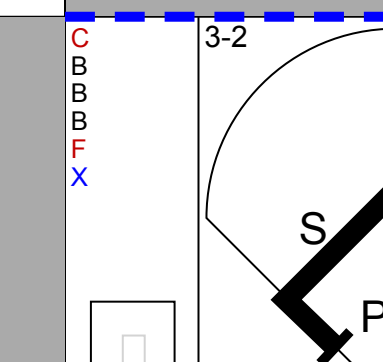
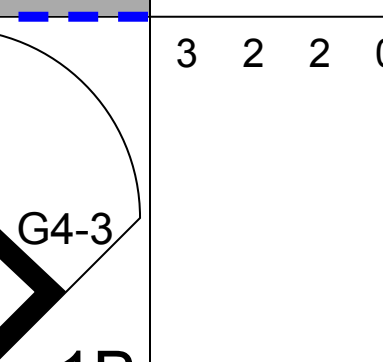
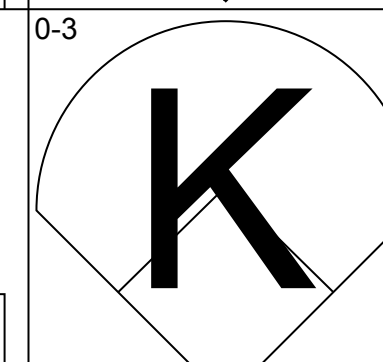
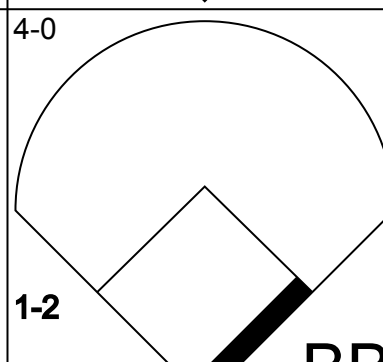
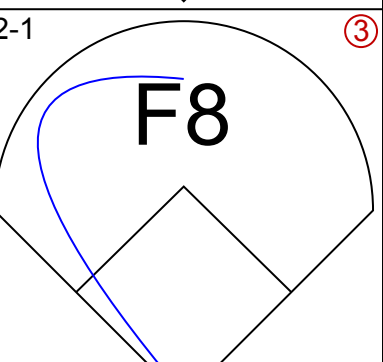
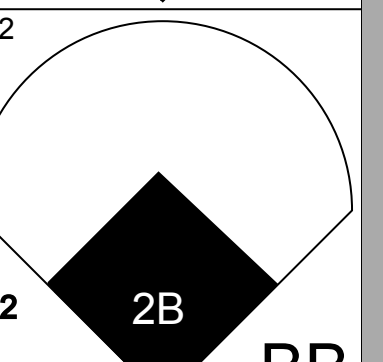
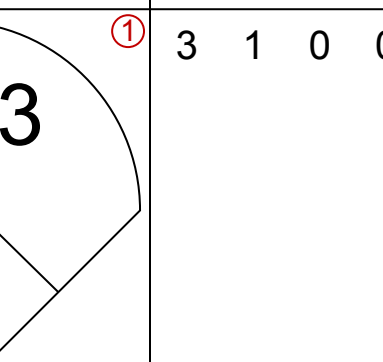
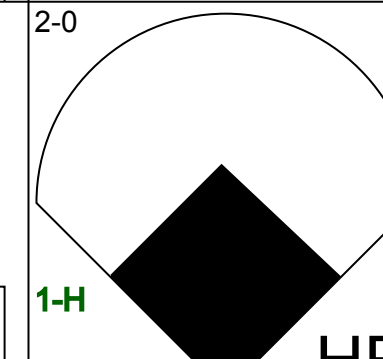
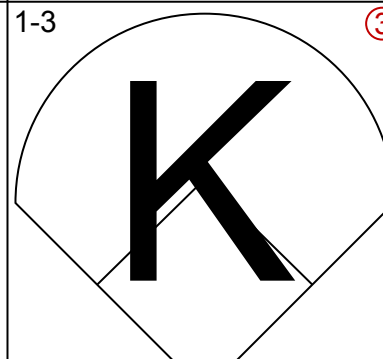
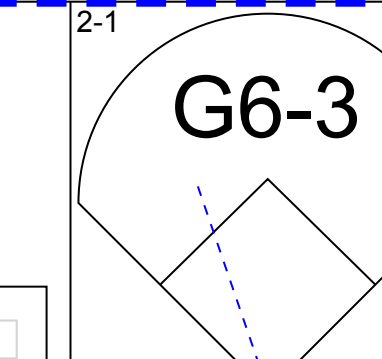
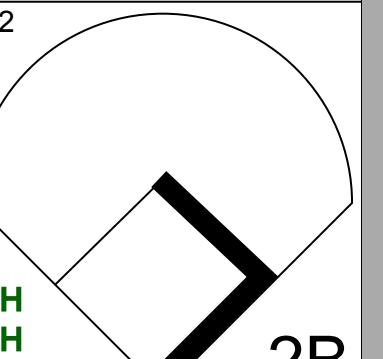
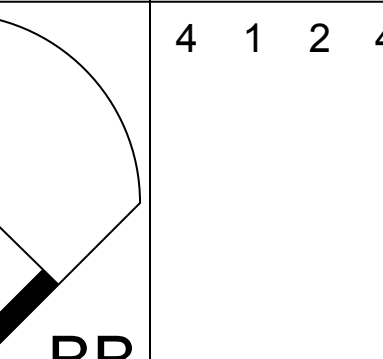
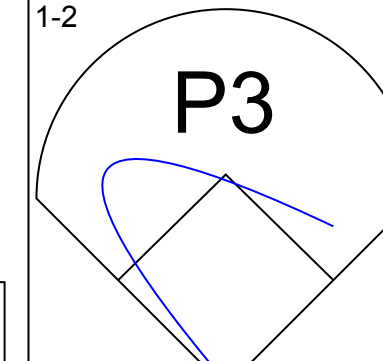
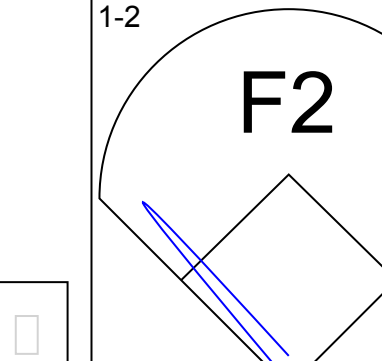
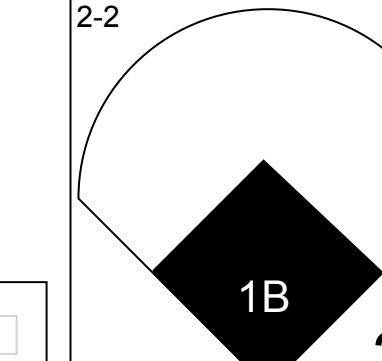
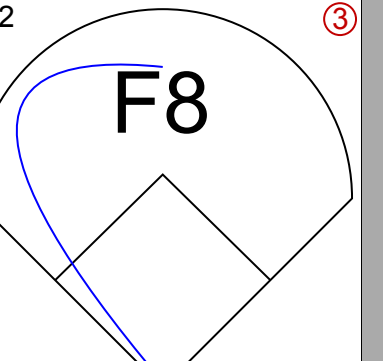
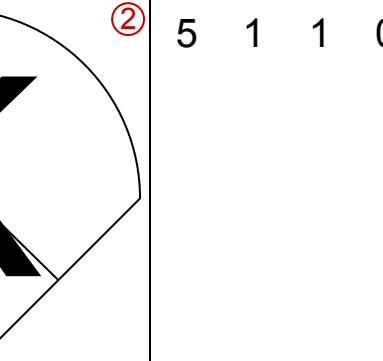
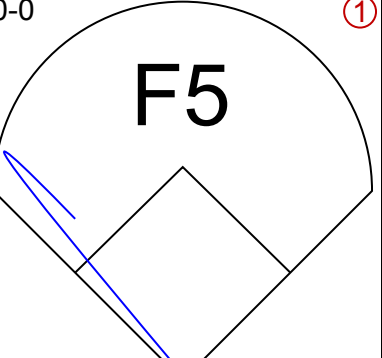
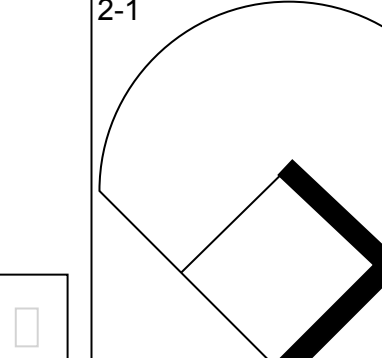
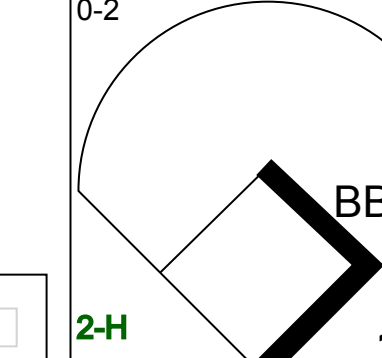
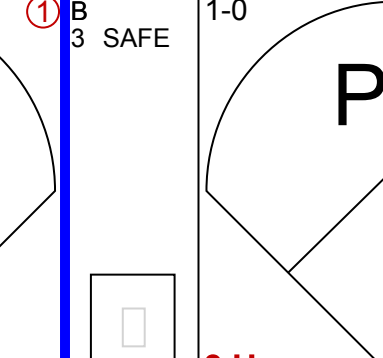
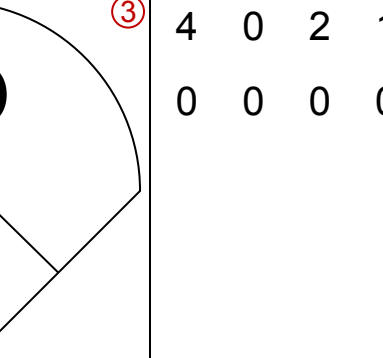
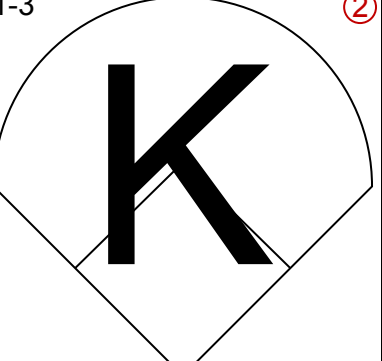
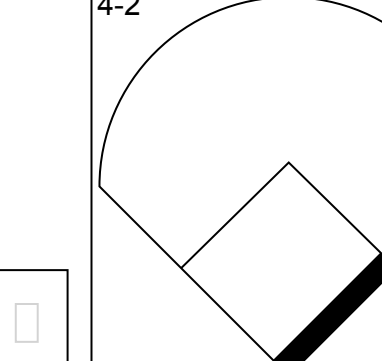
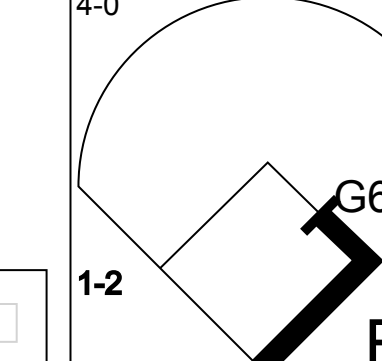
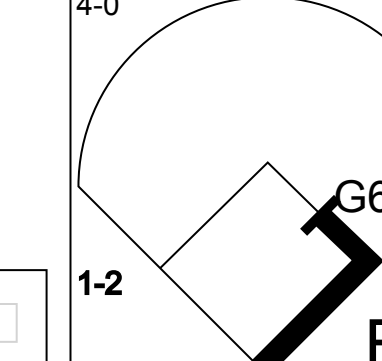
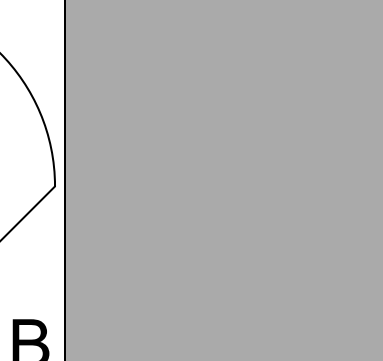
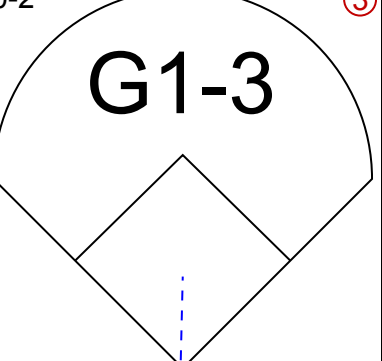
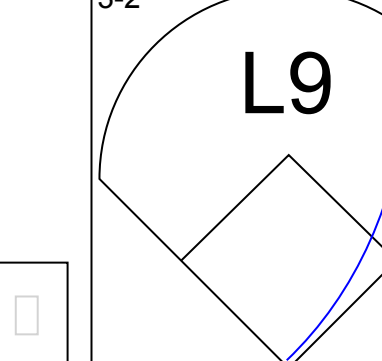
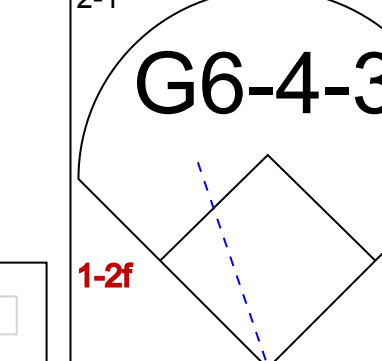
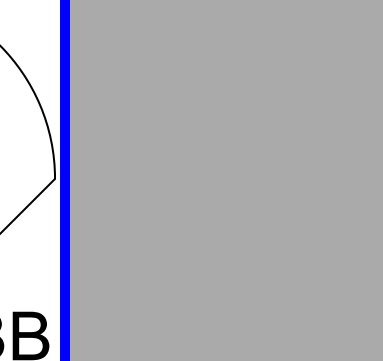
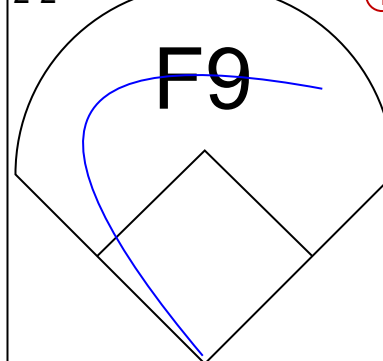
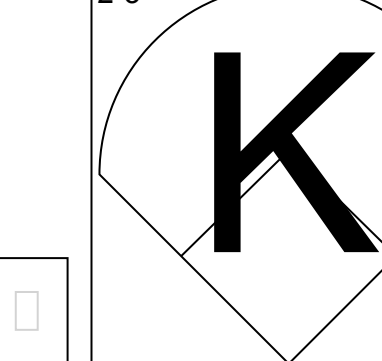
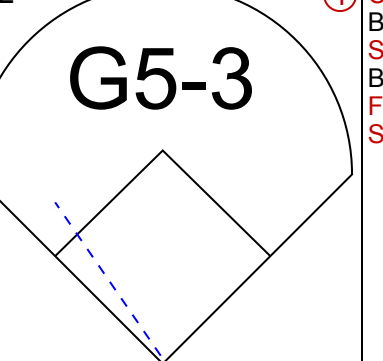
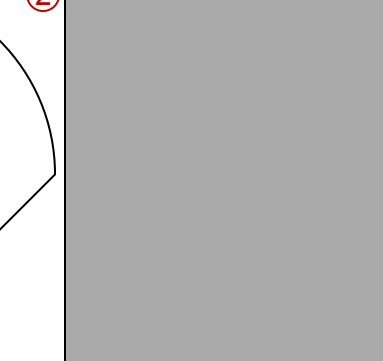


Batter	1	2	3	4	5	6	7	8	9	AB	R	H	RBI	BB	SO	LOB	BOTTOM										
<b>22 Devon White, S</b> OBP: 0.344, SLG: 0.548 (1, 8)										5	2	2	1	0	0	0	<b>Cincinnati Reds @ Los Angeles Dodgers</b> Dodger Stadium, Los Angeles, CA Fri Apr 14 2000, 1:10 PM PDT Att: 53,223 - Cloudy - 71 F										
<b>Mark Czuprianek, R</b> OBP: 0.224, SLG: 0.239 (1, 4)										5	1	0	0	0	1	4											
<b>Gary Sheffield, R</b> OBP: 0.500, SLG: 0.829 <b>Matt Herges, L</b> (1, 7) (8, 1)										3	2	3	2	1	0	0											
<b>Shawn Green, L</b> OBP: 0.383, SLG: 0.500 (1, 9)										4	1	2	2	0	0	1											
<b>Eric Karros, R</b> OBP: 0.270, SLG: 0.531 (1, 3)										4	1	1	2	0	1	2											
<b>Todd Hundley, S</b> OBP: 0.306, SLG: 0.350 (1, 2)										3	0	0	0	1	0	2											
<b>Adrian Beltré, R</b> OBP: 0.381, SLG: 0.525 (1, 5)										3	0	1	1	1	1	0											
<b>Kevin Elster, R</b> OBP: 0.448, SLG: 0.783 (1, 6)										3	1	0	0	1	3	3											
<b>Orel Hershiser, R</b> <b>Terry Adams, R</b> <b>Todd Hollandsworth, L</b> (1, 1) (7, 1) (7, PH) (8, 7)										2	0	0	0	0	1	0											
<b>Inning Stats</b>	R: 1 E: 0 K: 1 S: 8	H: 1 LOB: 0 BB: 0 P: 16	R: 0 E: 0 K: 1 S: 7	H: 0 LOB: 1 BB: 1 P: 14	R: 1 E: 1 K: 1 S: 10	H: 1 LOB: 1 BB: 0 P: 14	R: 0 E: 0 K: 2 S: 10	H: 0 LOB: 0 BB: 0 P: 13	R: 0 E: 0 K: 1 S: 7	H: 0 LOB: 0 BB: 0 P: 8	R: 0 E: 0 K: 0 S: 8	H: 2 LOB: 2 BB: 0 P: 15	R: 6 E: 0 K: 1 S: 17	H: 4 LOB: 3 BB: 3 P: 39	R: 0 E: 0 K: 1 S: 9	H: 1 LOB: 0 BB: 0 P: 14		1B: 6 2B: 2 3B: 0 HR: 1	SF: 0 SAC: 0 DP: 1 HBP: 1	WP: 0 PB: 0 SB: 0 CS: 0	PA: 38						
<b>PITCHER</b>	IP	WLS	BF	H	R	ER	SO	BB	IBB	HBP	BLK	WP	HR	S	P	ERA	WHIP										
<b>Rob Bell, R</b> ERA: 1.48 (1, 1)	5.1	L	22	4	2	1	6	1	0	0	0	0	0	46	73	1.69	0.938										
<b>Scott Williamson, R</b> ERA: 4.26 (6, 1)	0.2		2	0	0	0	0	0	0	0	0	0	0	4	7	0.00	0.000										
<b>Scott Sullivan, R</b> ERA: 0.75 (7, 1)	0.2		6	1	4	4	0	1	1	1	0	0	0	7	22	54.00	3.000										
<b>Dennys Reyes, L</b> ERA: 12.27 (7, 1)	0.0		4	3	2	2	0	1	0	0	0	0	0	7	14	=	=										
<b>Manny Aybar, R</b> ERA: 5.68 (7, 1)	0.1		1	0	0	0	1	0	0	0	0	0	0	3	3	0.00	0.000										

AB	33
R	8
H	9
RBI	8
BB	4
SO	8
LOB	12



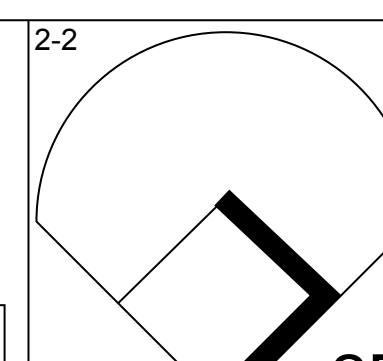
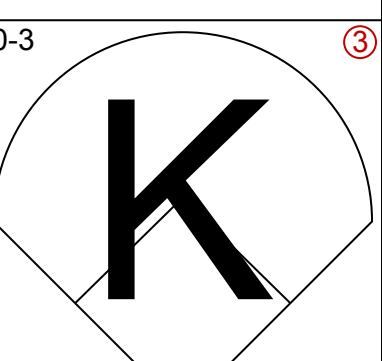
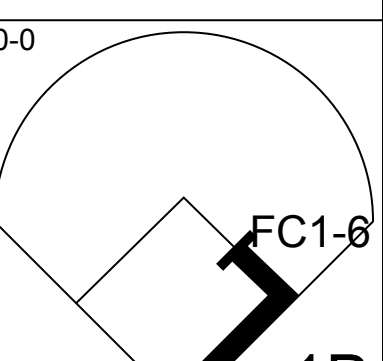
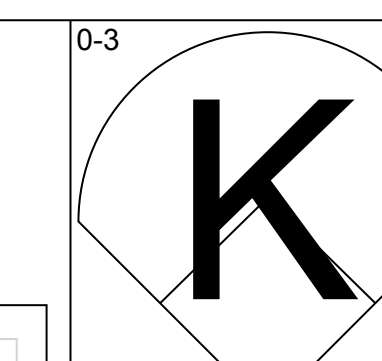
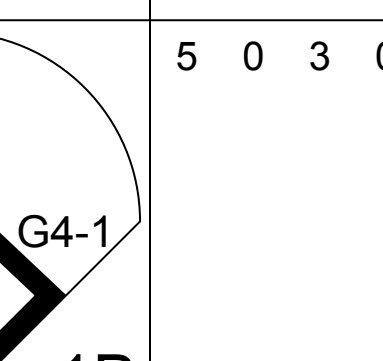
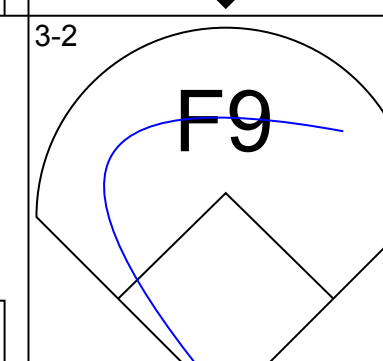
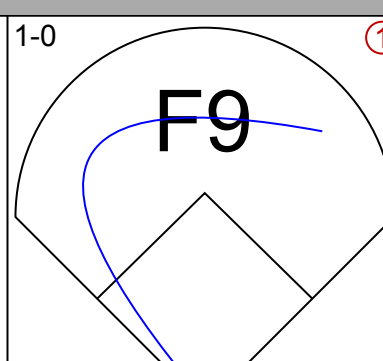
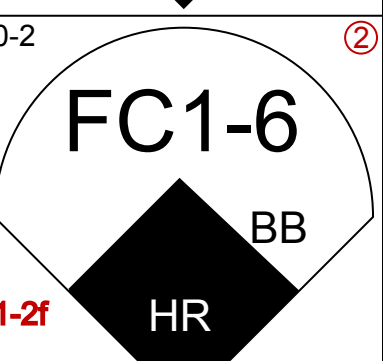

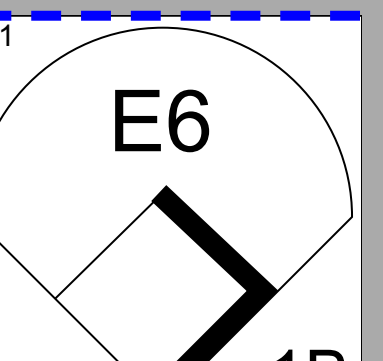
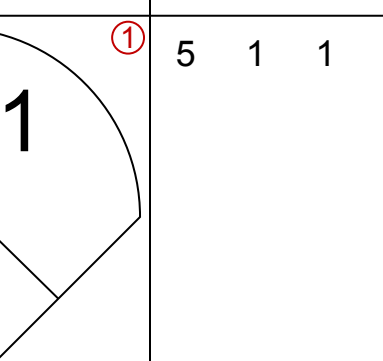
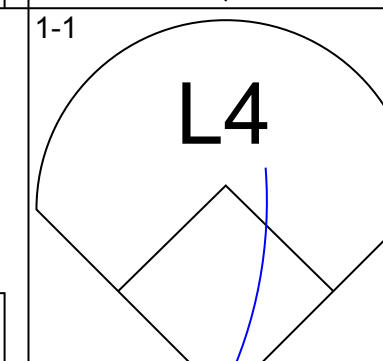
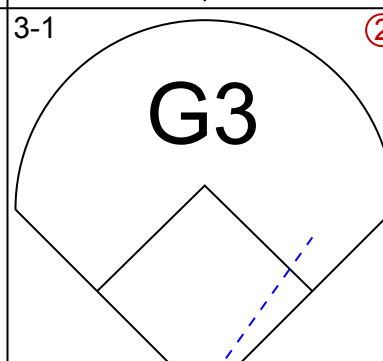
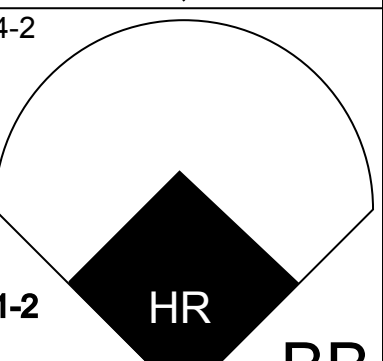

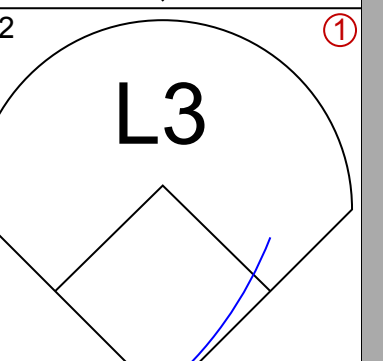
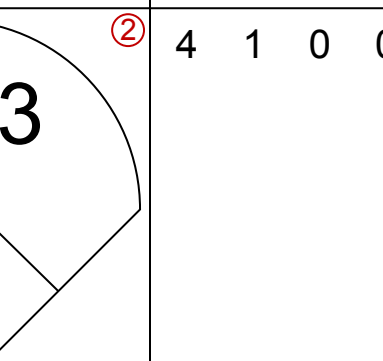
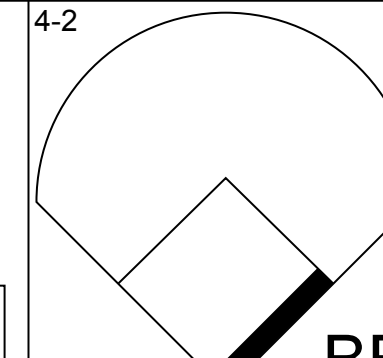
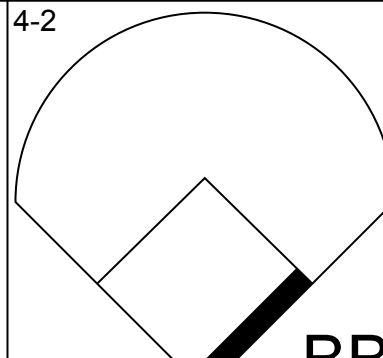
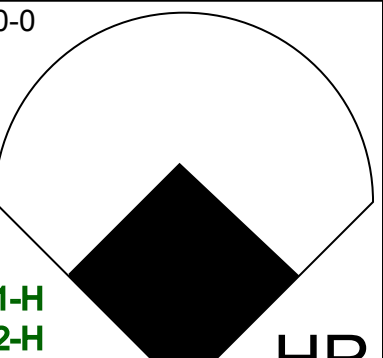

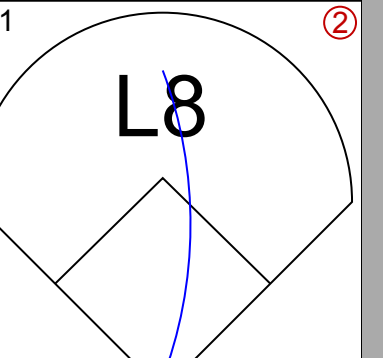
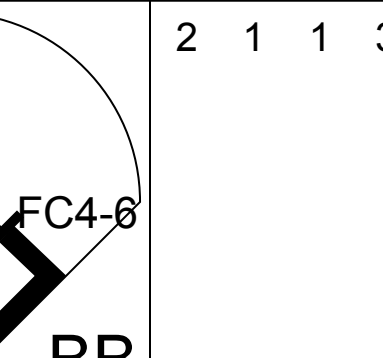
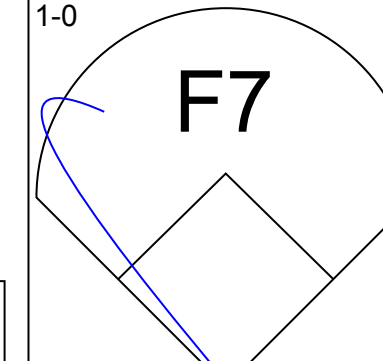
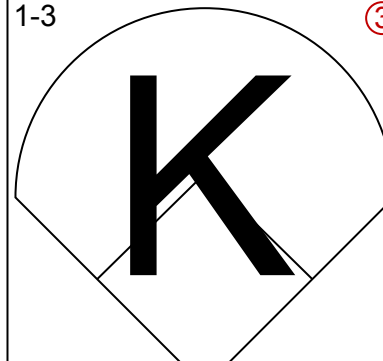
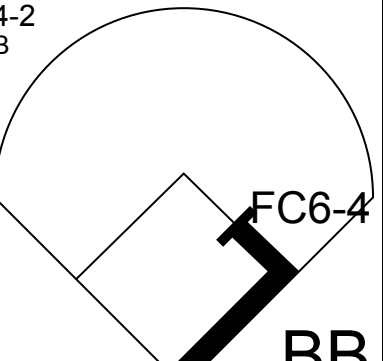

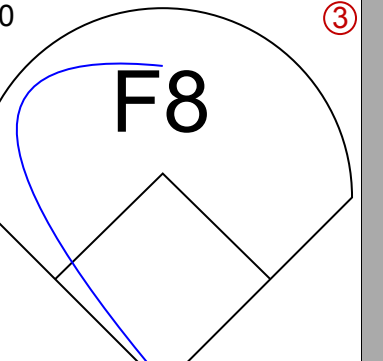
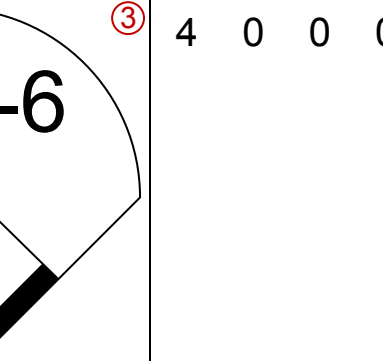
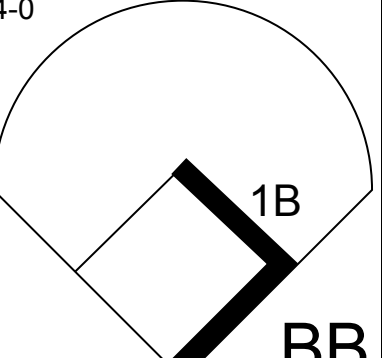
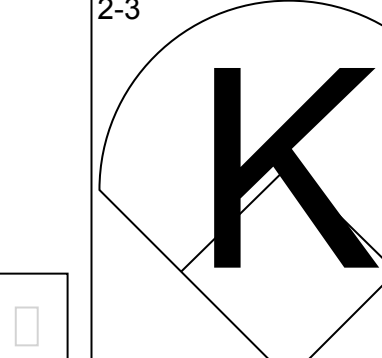
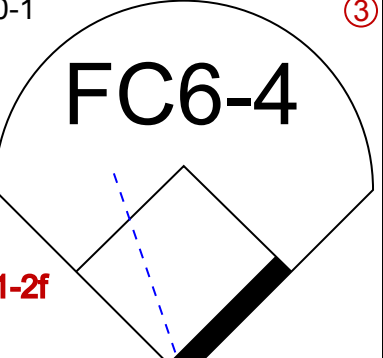
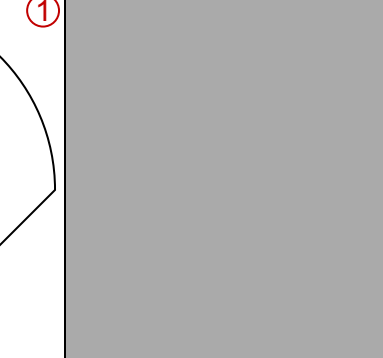
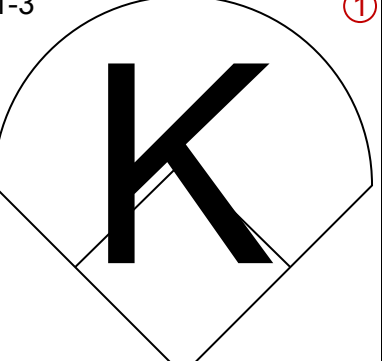
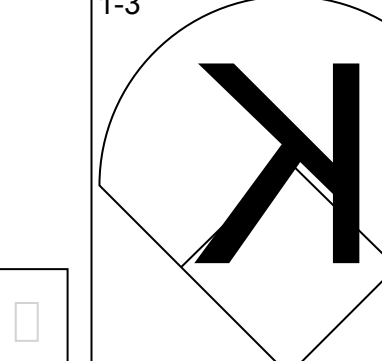
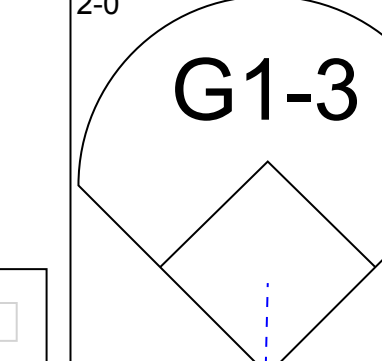

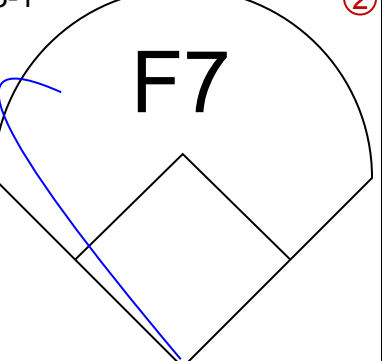
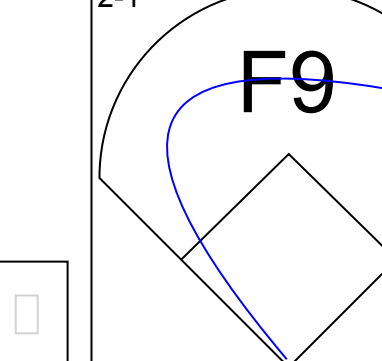
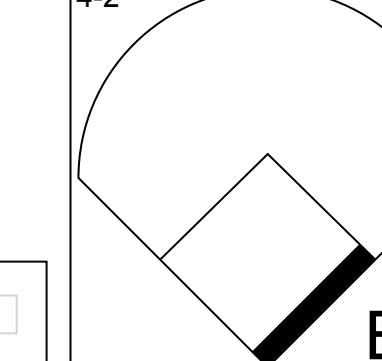
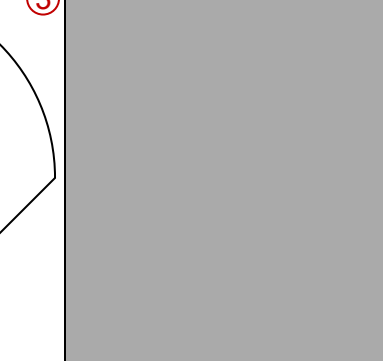
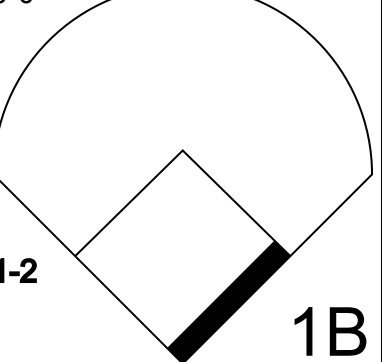
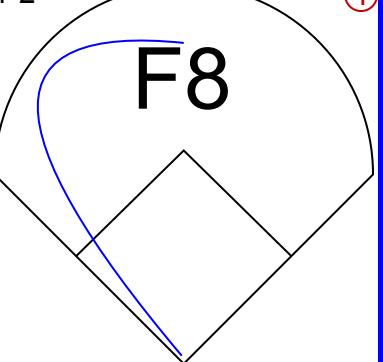
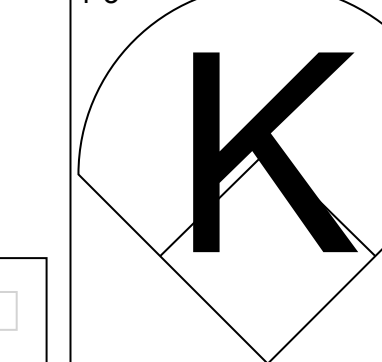
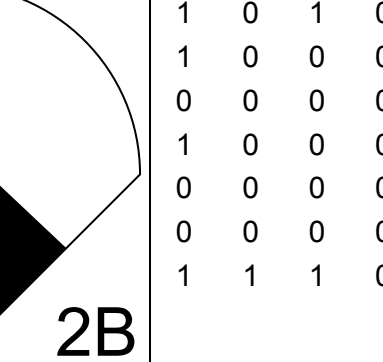


Batter	1	2	3	4	5	6	7	8	9	AB	R	H	RBI	BB	SO	LOB	TOP					
<b>Pokey Reese, R</b> OBP: 0.511, SLG: 0.538 (1, 4)										5	0	0	0	0	2	2						
<b>Barry Larkin, R</b> OBP: 0.473, SLG: 0.543 (1, 6)										3	2	2	0	2	0	0						
<b>Ken Griffey Jr., L</b> OBP: 0.296, SLG: 0.395 (1, 8)										3	1	0	0	2	1	2						
<b>Eddie Taubensee, L</b> OBP: 0.293, SLG: 0.395 (1, 2)										4	1	2	4	1	1	2						
<b>Dante Bichette, R</b> OBP: 0.255, SLG: 0.362 (1, 9)										5	1	1	0	0	1	3						
<b>D.T. Cromer, L</b> OBP: 0.529, SLG: 0.813 <b>Hal Morris, L</b> OBP: 0.273, SLG: 0.700 (1, 3) (8, 3)										4	0	2	1	0	0	0						
<b>Michael Tucker, L</b> OBP: 0.381, SLG: 0.588 (1, 7)										2	0	1	0	2	1	0						
<b>Mark Lewis, R</b> <b>Scott Williamson, R</b> <b>Manny Aybar, R</b> <b>Dmitri Young, S</b> <b>Danny Graves, R</b> (1, 5) (6, 1) (7, 1) (8, PH) (8, 1)										3	0	0	0	0	0	4						
<b>Denny Neagle, L</b> <b>Aaron Boone, R</b> OBP: 0.200, SLG: 0.400 OBP: 0.238, SLG: 0.432 (1, 1) (6, 5)										2	0	0	0	0	1	2						
<b>Inning Stats</b>	R: 2 E: 0 K: 2 S: 18	H: 1 LOB: 0 BB: 1 P: 25	R: 0 E: 0 K: 1 S: 7	H: 0 LOB: 0 BB: 0 P: 8	R: 0 E: 0 K: 1 S: 10	H: 1 LOB: 2 BB: 1 P: 22	R: 0 E: 0 K: 1 S: 16	H: 1 LOB: 2 BB: 1 P: 28	R: 0 E: 0 K: 0 S: 7	H: 0 LOB: 0 BB: 0 P: 12	R: 1 E: 0 K: 0 S: 10	H: 2 LOB: 1 BB: 1 P: 20	R: 2 E: 0 K: 0 S: 19	H: 1 LOB: 1 BB: 2 P: 32	R: 0 E: 0 K: 2 S: 11	H: 1 LOB: 2 BB: 1 P: 20	R: 0 E: 0 K: 1 S: 10	H: 1 LOB: 1 BB: 1 P: 20	1B: 4 2B: 3 3B: 0 HR: 1	SF: 0 SAC: 0 DP: 1 HBP: 0	WP: 0 PB: 0 SB: 1 CS: 0	PA: 42
<b>PITCHER</b>	IP	WLS	BF	H	R	ER	SO	BB	IBB	HBP	BLK	WP	HR	S	P	ERA	WHIP					
<b>Eric Gagne, R</b> ERA: 3.6 (1, 1)	5.0		21	3	2	2	5	3	0	0	0	0	1	58	95	3.60	1.200					
<b>Jeff Williams, L</b> ERA: 20.25 (6, 1)	1.0	B	5	2	1	1	0	1	0	0	0	0	0	10	20	9.00	3.000					
<b>Alan Mills, R</b> ERA: 7.71 (7, 1)	2.0	L	11	2	2	2	2	3	0	0	0	0	0	30	52	9.00	2.500					
<b>Mike Fetters, R</b> ERA: 1.8 (9, 1)	1.0		4	1	0	0	1	1	0	0	0	0	0	10	20	0.00	2.000					

Cincinnati Reds @ Los Angeles Dodgers  
Dodger Stadium, Los Angeles, CA  
Sat Apr 15 2000, 5:10 PM PDT  
Att: 51,179 - Cloudy - 64 F

AB	33
R	5
H	8
RBI	5
BB	8
SO	8
LOB	17



Batter	1	2	3	4	5	6	7	8	9	AB	R	H	RBI	BB	SO	LOB	BOTTOM					
<b>22 Devon White, S</b> OBP: 0.378, SLG: 0.583 (1, 8)										5	0	3	0	0	2	3						
<b>Mark Czudzielanek, R</b> OBP: 0.222, SLG: 0.235 (1, 4)										5	1	1	1	0	0	3						
<b>Shawn Green, L</b> OBP: 0.365, SLG: 0.457 (1, 9)										4	1	0	0	1	0	3						
<b>Gary Sheffield, R</b> OBP: 0.533, SLG: 0.892 (1, 7)										2	1	1	3	3	0	1						
<b>Eric Karros, R</b> OBP: 0.262, SLG: 0.472 (1, 3)										4	0	0	0	1	1	6						
<b>Adrián Beltré, R</b> OBP: 0.370, SLG: 0.488 (1, 5)										3	0	0	0	1	2	1						
<b>Todd Hundley, S</b> OBP: 0.267, SLG: 0.292 (1, 2)										4	0	0	0	0	2	1						
<b>Kevin Elster, R</b> OBP: 0.424, SLG: 0.692 (1, 6)										3	0	0	0	1	0	1						
<b>Eric Gagne, R</b> ERA: 3.6 F.P. Sgarbi, 0.00, SLG: 1.000 <b>Jeff Williams, R</b> ERA: 3.86 (1, 1) (5, PH) (6, PH) <b>Dave Hansen, L</b> ERA: 4.91 OBP: 0.296, SLG: 1.125 <b>Alan Mills, R</b> ERA: 7.71 <b>Mike Fetters, R</b> ERA: 1.8 <b>Todd Hollandsworth, L</b> OBP: 0.408, SLG: 0.500 (1, 1) (5, PH) (6, PH) (7, 1) (8, 1) (9, PH)										1	0	1	0	0	0	0						
<b>Inning Stats</b>	R: 0 E: 0 K: 0 S: 13	H: 1 LOB: 2 BB: 1 P: 24	R: 0 E: 0 K: 2 S: 9	H: 1 LOB: 1 BB: 1 P: 17	R: 0 E: 0 K: 1 S: 11	H: 0 LOB: 1 BB: 1 P: 20	R: 0 E: 0 K: 2 S: 8	H: 0 LOB: 0 BB: 0 P: 13	R: 3 E: 0 K: 0 S: 22	H: 2 LOB: 1 BB: 2 P: 31	R: 0 E: 0 K: 2 S: 9	H: 0 LOB: 1 BB: 1 P: 16	R: 0 E: 1 K: 0 S: 9	H: 1 LOB: 1 BB: 0 P: 14	R: 0 E: 0 K: 1 S: 6	H: 0 LOB: 0 BB: 0 P: 11	R: 1 E: 0 K: 0 S: 14	H: 2 LOB: 2 BB: 1 P: 25	1B: 4 2B: 2 3B: 0 HR: 1	SF: 0 SAC: 0 DP: 0 HBP: 0	WP: 0 PB: 0 SB: 0 CS: 0	PA: 41
<b>PITCHER</b>	IP	WLS	BF	H	R	ER	SO	BB	IBB	HBP	BLK	WP	HR	S	P	ERA	WHIP					
<b>Denny Neagle, L</b> ERA: 5.25 (1, 1)	5.1		25	4	3	3	5	5	0	0	0	0	0	64	108	5.06	1.688					
<b>Scott Williamson, R</b> ERA: 3.86 (6, 1)	0.2	W	3	0	0	0	2	1	0	0	0	0	0	8	13	0.00	1.500					
<b>Manny Aybar, R</b> ERA: 4.91 (7, 1)	1.0	H	4	1	0	0	0	0	0	0	0	0	0	9	14	0.00	1.000					
<b>Danny Graves, R</b> ERA: 2.08 (8, 1)	2.0	S	9	2	1	1	1	1	0	0	0	0	0	20	36	4.50	1.500					

Cincinnati Reds @ Los Angeles Dodgers  
Dodger Stadium, Los Angeles, CA  
Sat Apr 15 2000, 5:10 PM PDT  
Att: 51,179 - Cloudy - 64 F

AB	34
R	4
H	7
RBI	4
BB	7
SO	8
LOB	20





Batter	1	2	3	4	5	6	7	8	9	AB	R	H	RBI	BB	SO	LOB	TOP										
<b>Pokey Reese, R</b> OBP: 0.490, SLG: 0.500 (1, 4)										3	0	0	0	1	1	3											
<b>Barry Larkin, R</b> OBP: 0.433, SLG: 0.490 (1, 6)										5	0	0	0	0	1	3											
<b>Ken Griffey Jr., L</b> OBP: 0.305, SLG: 0.383 (1, 8)										4	0	1	0	1	0	2											
<b>Eddie Taubensee, L</b> OBP: 0.304, SLG: 0.452 (1, 2)										4	1	1	1	1	0	1											
<b>Dmitri Young, S</b> OBP: 0.283, SLG: 0.367 (1, 7)										5	1	1	0	0	1	3											
<b>D.T. Cromer, L</b> OBP: 0.550, SLG: 0.833 <b>Hal Morris, L</b> OBP: 0.250, SLG: 0.636 (1, 3) (6, 3)										2	2	1	0	0	0	1											
<b>Michael Tucker, L</b> OBP: 0.440, SLG: 0.737 (1, 9)										2	1	1	2	2	0	1											
<b>Mark Lewis, R</b> <b>Aaron Boone, R</b> OBP: 0.256, SLG: 0.474 (1, 5) (6, 5)										3	0	0	0	0	0	2											
<b>Steve Parris, R</b> <b>Alex Ochoa, R</b> <b>Pete Hartnett, S</b> <b>Scott Williamson, R</b> <b>Dante Bichette, R</b> <b>Manny Aybar, R</b> <b>Danny Graves, R</b> (1, 1) (7, PH) (7, PH) (7, 1) (8, PH) (8, 1) (8, 1)										1	0	0	0	0	1	0											
<b>Inning Stats</b>	R: 0 E: 0 K: 3 S: 14	H: 1 LOB: 2 BB: 1 P: 21	R: 1 E: 1 K: 0 S: 10	H: 1 LOB: 1 BB: 0 P: 13	R: 0 E: 0 K: 0 S: 9	H: 0 LOB: 0 BB: 0 P: 13	R: 2 E: 0 K: 1 S: 12	H: 1 LOB: 0 BB: 0 P: 17	R: 0 E: 0 K: 0 S: 7	H: 0 LOB: 2 BB: 1 P: 14	R: 0 E: 0 K: 0 S: 9	H: 1 LOB: 2 BB: 0 P: 14	R: 2 E: 0 K: 2 S: 20	H: 3 LOB: 2 BB: 1 P: 31	R: 0 E: 0 K: 0 S: 6	H: 0 LOB: 1 BB: 1 P: 14	1B: 3 2B: 2 3B: 0 HR: 2	SF: 0 SAC: 2 DP: 0 HBP: 1	WP: 0 PB: 0 SB: 0 CS: 0	PA: 41							
<b>PITCHER</b>	IP	WLS	BF	H	R	ER	SO	BB	IBB	HBP	BLK	WP	HR	S	P	ERA	WHIP										
<b>Chan Ho Park, R</b> ERA: 3.79 <b>Jeff Williams, L</b> ERA: 27.0 <b>Matt Herges, R</b> ERA: <b>Terry Adams, R</b> ERA: 1.86 (1, 1) (8, 1) (8, 1) (9, 1)	7.0	L	30	4	3	2	4	2	1	1	0	0	1	67	109	2.57	0.857										

**Cincinnati Reds @ Los Angeles Dodgers**  
Dodger Stadium, Los Angeles, CA  
Sun Apr 16 2000, 1:10 PM PDT  
Att: 52,594 - Cloudy - 71 F

AB 33  
R 5  
H 7  
RBI 4  
BB 5  
SO 6  
LOB 19

Batter	1	2	3	4	5	6	7	8	9	AB	R	H	RBI	BB	SO	LOB	BOTTOM										
<b>Todd Hollandsworth, L</b> OBP: 0.414, SLG: 0.417 (1, 8)										4	0	0	0	1	1	4											
<b>F.P. Santangelo, S</b> (1, 4)										3	0	0	0	1	0	1											
<b>Gary Sheffield, R</b> OBP: 0.500, SLG: 0.881 (1, 7)										5	1	1	1	0	1	7											
<b>Shawn Green, L</b> OBP: 0.386, SLG: 0.569 (1, 9)										5	1	3	1	0	0	1											
<b>Eric Karros, R</b> OBP: 0.261, SLG: 0.436 (1, 3)										3	0	0	0	1	1	2											
<b>Adrian Beltré, R</b> OBP: 0.340, SLG: 0.447 (1, 5)										4	0	0	0	0	0	3											
<b>Chad Kreuter, S</b> OBP: 0.500, SLG: 0.333 (1, 2)										0	1	0	0	4	0	0											
<b>Jose Vizcaino, S</b> OBP: 0.333, SLG: 0.375 (1, 6)										4	0	1	1	0	1	4											
<b>Chan Ho Park, R</b> <b>Dave Hansen, L</b> <b>Jeff Williams, R</b> <b>Matt Herges, L</b> <b>22 Devon White, S</b> <b>Terry Adams, R</b> (1, 1) (7, PH) (8, 1) (8, 1) (8, PH) (9, 1)										2	0	0	0	0	0	2											
<b>Inning Stats</b>	R: 0 E: 0 K: 0 S: 8	H: 0 LOB: 0 BB: 0 P: 12	R: 0 E: 0 K: 0 S: 6	H: 0 LOB: 0 BB: 1 P: 12	R: 0 E: 1 K: 0 S: 13	H: 0 LOB: 2 BB: 2 P: 23	R: 0 E: 0 K: 0 S: 9	H: 1 LOB: 2 BB: 1 P: 19	R: 0 E: 0 K: 0 S: 8	H: 2 LOB: 0 BB: 0 P: 13	R: 1 E: 0 K: 3 S: 16	H: 1 LOB: 3 BB: 1 P: 32	R: 2 E: 0 K: 1 S: 13	H: 2 LOB: 1 BB: 1 P: 23	R: 0 E: 0 K: 0 S: 8	H: 0 LOB: 1 BB: 1 P: 16	1B: 1 2B: 3 3B: 1 HR: 2	SF: 0 SAC: 0 DP: 2 HBP: 1	WP: 1 PB: 0 SB: 0 CS: 0	PA: 40							
<b>PITCHER</b>	IP	WLS	BF	H	R	ER	SO	BB	IBB	HBP	BLK	WP	HR	S	P	ERA	WHIP										
<b>Steve Parris, R</b> ERA: 6.6 <b>Scott Williamson, R</b> ERA: 3.38 <b>Manny Aybar, R</b> ERA: 6.75 <b>Danny Graves, R</b> ERA: 1.8 (1, 1) (7, 1) (8, 1) (8, 1)	6.0	W	24	3	1	1	0	4	0	0	0	0	1	51	91	1.50	1.167										

**Cincinnati Reds @ Los Angeles Dodgers**  
Dodger Stadium, Los Angeles, CA  
Sun Apr 16 2000, 1:10 PM PDT  
Att: 52,594 - Cloudy - 71 F

AB 32  
R 3  
H 6  
RBI 3  
BB 7  
SO 4  
LOB 25







Batter	1	2	3	4	5	6	7	8	9	AB	R	H	RBI	BB	SO	LOB	TOP			
Marvin Benard, L (1, 8) OBP: 0.250, SLG: 0.300										5	0	2	0	0	0	3				
Bill Mueller, S (1, 5) Calvin Murray, R (9, FR) OBP: 0.304, SLG: 0.341 OBP: 0.522, SLG: 0.667										5	1	1	0	0	0	2				
Barry Bonds, L (1, 7) OBP: 0.393, SLG: 0.660										4	0	0	0	1	0	4				
Jeff Kent, R (1, 4) OBP: 0.317, SLG: 0.500										4	1	1	0	0	0	4				
J.T. Snow, L (1, 3) OBP: 0.306, SLG: 0.341										4	0	1	2	0	2	2				
Armando Rios, L (1, 9) OBP: 0.316, SLG: 0.353										3	1	0	0	1	1	1				
Ramon Martinez, R (1, 6) OBP: 0.273, SLG: 0.636										4	1	2	1	0	0	1				
Doug Mirabeli, R (1, 2) OBP: 0.375, SLG: 0.769										3	0	0	0	1	0	1				
Shawn Estes, R (1, 1) Ellis Burks, R (6, PH) Mark Gardner, R Felix Rodriguez, R Felipe Crespo, S (9, PH) OBP: 0.419, SLG: 0.526 OBP: 0.333, SLG: 0.333 OBP: 0.500, SLG: 0.778										2	0	0	0	0	1	1				
										1	0	1	1	0	0	0				
										0	0	0	0	0	0	0				
										0	0	0	0	0	0	0				
										0	0	0	0	1	0	0				
<b>Inning Stats</b>	R: 2 E: 0 K: 0 S: 15	H: 3 LOB: 1 BB: 0 P: 25	R: 1 E: 0 K: 0 S: 10	H: 1 LOB: 0 BB: 0 P: 17	R: 0 E: 0 K: 1 S: 8	H: 0 LOB: 1 BB: 0 P: 16	R: 0 E: 0 K: 1 S: 9	H: 1 LOB: 1 BB: 0 P: 15	R: 0 E: 0 K: 0 S: 11	H: 1 LOB: 2 BB: 0 P: 13	R: 0 E: 0 K: 0 S: 15	H: 1 LOB: 1 BB: 0 P: 27	R: 0 E: 0 K: 1 S: 7	H: 0 LOB: 0 BB: 0 P: 11	R: 0 E: 0 K: 0 S: 3	H: 0 LOB: 1 BB: 1 P: 10	1B: 4 2B: 3 3B: 0 HR: 1	SF: 0 SAC: 0 DP: 0 HBP: 0	WP: 1 PB: 0 SB: 1 CS: 0	PA: 39
<b>PITCHER</b>	IP WLS BF H R ER SO BB IBB HBP BLK WP HR S P ERA WHIP	IP WLS BF H R ER SO BB IBB HBP BLK WP HR S P ERA WHIP																		
Rob Bell, R (1, 1) ERA: 3.0	5.2 W 26 6 4 4 2 3 0 0 0 0 1 1 62 104 6.35 1.588																			
Scott Sullivan, R (6, 1) ERA: 5.59	1.1 H 6 2 0 0 1 0 0 0 0 0 0 0 16 24 0.00 1.500																			
Danny Graves, R (8, 1) ERA: 2.08	2.0 S 7 0 0 0 1 1 0 0 0 0 0 0 10 21 0.00 0.500																			

San Francisco Giants @ Cincinnati Reds  
Cinergy Field, Cincinnati, OH  
Wed Apr 19 2000, 7:05 PM EDT  
Att: 22,795 - Cloudy - 68 F

AB	35
R	4
H	8
RBI	4
BB	4
SO	4
LOB	19



Batter	1	2	3	4	5	6	7	8	9	AB	R	H	RBI	BB	SO	LOB	BOTTOM			
Pokey Reese, R (1, 4) OBP: 0.483, SLG: 0.480										3	0	1	0	1	0	2				
Barry Larkin, R (1, 6) OBP: 0.449, SLG: 0.500										4	1	1	0	0	1	2				
Ken Griffey Jr., L (1, 8) OBP: 0.309, SLG: 0.352										3	0	1	0	1	0	0				
Dante Bichette, R (1, 9) OBP: 0.262, SLG: 0.375										3	1	1	1	0	0	1				
Sean Casey, L (1, 3) OBP: 0.750, SLG: 1.333										3	1	2	0	1	0	1				
Alex Ochoa, R (1, 7) Scott Sullivan, R (6, 1) Hal Morris, L (7, PH) Danny Graves, R (8, 1) OBP: 0.417, SLG: 0.714 OBP: 0.231, SLG: 0.583										2	0	0	0	1	0	1				
										0	0	0	0	0	0	0				
										1	0	0	0	0	0	1				
										0	0	0	0	0	0	0				
Aaron Boone, R (1, 5) OBP: 0.327, SLG: 0.477										3	1	1	1	1	2	3				
Benito Santiago, R (1, 2) OBP: 0.231, SLG: 0.538										4	1	2	2	0	0	1				
Rob Bell, R (1, 1) Michael Tucker, L (6, 7) OBP: 0.444, SLG: 0.700										1	0	0	0	1	1	0				
										1	0	0	0	1	0	0				
<b>Inning Stats</b>	R: 0 E: 0 K: 0 S: 7	H: 0 LOB: 0 BB: 1 P: 12	R: 4 E: 0 K: 1 S: 19	H: 3 LOB: 0 BB: 1 P: 33	R: 1 E: 0 K: 0 S: 5	H: 2 LOB: 0 BB: 0 P: 5	R: 0 E: 0 K: 0 S: 7	H: 0 LOB: 2 BB: 2 P: 18	R: 0 E: 0 K: 1 S: 13	H: 1 LOB: 3 BB: 2 P: 27	R: 0 E: 0 K: 1 S: 10	H: 1 LOB: 1 BB: 0 P: 16	R: 0 E: 0 K: 0 S: 8	H: 1 LOB: 1 BB: 0 P: 13	R: 0 E: 0 K: 1 S: 9	H: 1 LOB: 0 BB: 1 P: 18	1B: 5 2B: 3 3B: 0 HR: 1	SF: 1 SAC: 0 DP: 2 HBP: 0	WP: 2 PB: 0 SB: 1 CS: 2	PA: 37
<b>PITCHER</b>	IP WLS BF H R ER SO BB IBB HBP BLK WP HR S P ERA WHIP	IP WLS BF H R ER SO BB IBB HBP BLK WP HR S P ERA WHIP																		
Shawn Estes, L (1, 1) ERA: 9.0	5.0 L 25 6 5 5 2 6 0 0 0 0 1 1 51 95 9.00 2.400																			
Mark Gardner, R (6, 1) ERA: 6.75	2.0 8 2 0 0 1 0 0 0 0 0 0 0 18 29 0.00 1.000																			
Felix Rodriguez, R (8, 1) ERA: 2.7	1.0 3 1 0 0 1 1 0 0 0 0 0 0 9 18 0.00 2.000																			

San Francisco Giants @ Cincinnati Reds  
Cinergy Field, Cincinnati, OH  
Wed Apr 19 2000, 7:05 PM EDT  
Att: 22,795 - Cloudy - 68 F

AB	28
R	5
H	9
RBI	4
BB	7
SO	4
LOB	12









Batter	1	2	3	4	5	6	7	8	9	AB	R	H	RBI	BB	SO	LOB	TOP												
22 Devon White, S OBP: 0.314, SLG: 0.520	2-2 FC4-6 1B	3-3 K2-3	1-1 G4-3			0-0 F7		2-1 G3	1-2 G5-3	6	0	1	0	0	1	3	<b>Los Angeles Dodgers @ Cincinnati Reds</b> Cinergy Field, Cincinnati, OH Fri Apr 21 2000, 7:05 PM EDT Att: 34,458 - Cloudy - 42 F												
Mark Crutzielnek, R OBP: 0.250, SLG: 0.238	2-2 FC4-6 G4-3 1B	2-1 1B		0-1 G6-3		4-2 FC6-5 WP BB		0-0 G5-3		4	0	1	2	1	0	1													
Gary Sheffield, R OBP: 0.464, SLG: 0.827 Terry Adams, R (8, 1)	0-2 G4-3 1B	4-1 2H 3H		1-1 F8		3-2 FC6-5 1-3		1-0 F9		4	0	1	0	1	0	1													
Shawn Green, L OBP: 0.333, SLG: 0.476	3-2 G4-3 1B	3-1 G3		2-2 P6		0-0 P4			3-3 K	5	0	0	0	0	1	5													
Eric Karros, R OBP: 0.293, SLG: 0.417	2-3 K		1-2 2B 1B		4-0 1B BB		0-0 G6-3	4-1 BB BB HR BB		3	2	1	0	2	1	2													
Todd Hundley, S OBP: 0.333, SLG: 0.543		2-2 HR	3-2 1B 2B		1-1 1B		2-1 E4 WP 1B	4-1 BB HR BB		4	3	3	1	1	0	0													
Adrian Beltré, R OBP: 0.349, SLG: 0.474		4-2 SH1-4 1B BB	3-2 SH1-4 1B		1-3 K		3-1 F9	4-2 HR BB		3	2	1	2	2	1	3													
Kevin Elster, R OBP: 0.435, SLG: 0.703	1-0 SH1-4 1B	1-2 SH1-4 1B	3-1 F8		0-0 L7		2-2 WP 1B	0-0 HR		5	2	3	4	0	0	3													
Eric Gagne, R OBP: 0.500, SLG: 0.500 Matt Herges, L (5, 1) Todd Hollandsworth, L OBP: 0.353, SLG: 0.345 (8, 7)	2-2 SH1-4 1B	0-0 SH1-4		0-2 L1		3-3 K		3-3 K	0-2 G1-3	1	0	0	0	0	0	2													
Inning Stats	R: 0 E: 0 K: 1 S: 18	H: 2 LOB: 2 BB: 0 P: 27	R: 3 E: 0 K: 1 S: 25	H: 3 LOB: 2 BB: 2 P: 46	R: 2 E: 0 K: 0 S: 15	H: 3 LOB: 1 BB: 0 P: 26	R: 0 E: 0 K: 0 S: 7	H: 0 LOB: 0 BB: 0 P: 10	R: 0 E: 0 K: 1 S: 10	H: 1 LOB: 2 BB: 1 P: 16	R: 0 E: 0 K: 0 S: 8	H: 0 LOB: 1 BB: 1 P: 15	R: 0 E: 1 K: 1 S: 14	H: 1 LOB: 2 BB: 0 P: 24	R: 0 E: 0 K: 0 S: 4	H: 0 LOB: 0 BB: 0 P: 7	R: 4 E: 0 K: 1 S: 15	H: 1 LOB: 0 BB: 3 P: 31	1B: 8 2B: 1 3B: 0 HR: 2	SF: 0 SAC: 2 DP: 0 HBP: 0	WP: 2 PB: 0 SB: 0 CS: 0	PA: 46							
PITCHER	IP	WLS	BF	H	R	ER	SO	BB	IBB	HBP	BLK	WP	HR	S	P	ERA	WHIP												
Steve Paris, R ERA: 8.47	(1, 1)	2.0	L	15	7	5	5	2	2	0	0	0	0	1	50	84	22.50	4.500											
Scott Sullivan, R ERA: 3.95	(3, 1)	4.0		16	2	0	0	1	2	0	0	0	0	1	0	33	56	0.00	1.000										
Scott Williamson, R ERA: 4.35	(7, 1)	1.0		5	1	0	0	1	0	0	0	0	0	1	0	14	24	0.00	1.000										
Manny Aybar, R ERA: 6.94	(8, 1)	1.0		3	0	0	0	0	0	0	0	0	0	0	0	4	7	0.00	0.000										
Norm Charlton, L ERA: 38.0	(9, 1)	1.0		7	1	4	4	1	3	0	0	0	0	0	1	15	31	36.00	4.000										

AB	37
R	9
H	11
RBI	9
BB	7
SO	5
LOB	22



Batter	1	2	3	4	5	6	7	8	9	AB	R	H	RBI	BB	SO	LOB	BOTTOM											
Pokey Reese, R OBP: 0.485, SLG: 0.500	3-1 L4	1-3 K		2-3 K		0-1 G4-3			2-3 K	5	0	0	0	0	3	2	<b>Los Angeles Dodgers @ Cincinnati Reds</b> Cinergy Field, Cincinnati, OH Fri Apr 21 2000, 7:05 PM EDT Att: 34,458 - Cloudy - 42 F											
Barry Larkin, R OBP: 0.459, SLG: 0.548 Mark Lewis, R OBP: 0.111, SLG: 0.118	2-2 S BB 1B	2-3 K		2-1 2B		3-1 G4-3			1-3 K	1	0	1	0	0	0	0												
Ken Griffey Jr., L OBP: 0.338, SLG: 0.475	4-0 S BB	4-1 BB		1-1 G4-3		3-2 F5			1-0 2B	3	0	1	0	2	0	1												
Sean Casey, L OBP: 0.385, SLG: 0.455	3-3 K	2-3 K			0-1 G4-3		1-0 E6		4-1 BB	4	0	0	0	1	2	5												
Dante Bichette, R OBP: 0.261, SLG: 0.359	2-2 G5-3		1-3 K WP		2-2 1B		3-1 F8		0-2 G1-3	5	0	1	0	0	1	5												
Eddie Taubensee, L OBP: 0.356, SLG: 0.472		2-2 BB 1B 2B	3-1 F8		0-2 G6-4-3 1B			0-0 FC3-6 1B		4	1	3	0	0	0	1												
Dmitri Young, S OBP: 0.262, SLG: 0.328		2-2 BB 2B 1B	3-2 F7		1-0 G6-4-3			1-1 FC3-6 1B		4	1	1	0	0	0	4												
Aaron Boone, R OBP: 0.350, SLG: 0.480		4-2 2B BB	2-3 K			0-0 G4-3		1-0 G6-4-3 1B		3	0	1	0	1	1	1												
Steve Paris, R OBP: 0.220, SLG: 0.400 Scott Sullivan, R ERA: 3.86 Hal Morris, L OBP: 0.111, SLG: 0.038 Scott Williamson, R Manny Aybar, R Michael Tucker, L OBP: 0.448, SLG: 0.957 Norm Charlton, S (9, 1)	1-1 K	1-1 2B	0-3 K			2-1 G3		1-1 G6-4-3		1	0	1	2	0	0	0												
Inning Stats	R: 0 E: 0 K: 1 S: 11	H: 1 LOB: 2 BB: 1 P: 25	R: 2 E: 0 K: 3 S: 25	H: 3 LOB: 3 BB: 2 P: 43	R: 0 E: 0 K: 2 S: 14	H: 0 LOB: 1 BB: 0 P: 23	R: 0 E: 0 K: 2 S: 10	H: 1 LOB: 1 BB: 0 P: 15	R: 0 E: 0 K: 0 S: 5	H: 0 LOB: 0 BB: 0 P: 7	R: 0 E: 1 K: 0 S: 8	H: 0 LOB: 1 BB: 0 P: 18	R: 0 E: 0 K: 0 S: 6	H: 2 LOB: 1 BB: 0 P: 9	R: 0 E: 0 K: 2 S: 16	H: 1 LOB: 2 BB: 1 P: 24	1B: 7 2B: 3 3B: 0 HR: 0	SF: 0 SAC: 0 DP: 2 HBP: 0	WP: 2 PB: 0 SB: 2 CS: 0	PA: 41								
PITCHER	IP	WLS	BF	H	R	ER	SO	BB	IBB	HBP	BLK	WP	HR	S	P	ERA	WHIP											
Eric Gagne, R ERA: 3.86	(1, 1)	4.1		24	7	2	2	8	3	0	0	0	0	0	69	117	4.15	2.308										
Matt Herges, R ERA: 1.38	(5, 1)	2.2	W	8	0	0	0	0	0	0	0	0	0	14	27	0.00	0.000											
Terry Adams, R ERA: 1.38	(8, 1)	2.0	S	9	3	0	0	2	1	0	0	0	0	22	33	0.00	2.000											

AB	37
R	2
H	10
RBI	2
BB	4
SO	10
LOB	23





Batter	1	2	3	4	5	6	7	8	9	AB	R	H	RBI	BB	SO	LOB	TOP					
Todd Hollandsworth, L OBP: 0.375, SLG: 0.486										6	2	3	2	0	2	3	<b>Los Angeles Dodgers @ Cincinnati Reds</b> Cinergy Field, Cincinnati, OH Sat Apr 22 2000, 1:15 PM EDT Att: 35,557 - Cloudy - 45 F					
Mark Chudzielanek, R OBP: 0.284, SLG: 0.319										6	3	4	1	0	1	1						
Gary Sheffield, R OBP: 0.485, SLG: 0.855 F.P. Santangelo, S OBP: 0.313, SLG: 0.083										3	1	1	2	1	0	1						
Shawn Green, L OBP: 0.333, SLG: 0.448										4	1	0	0	2	0	4						
Eric Karros, R OBP: 0.302, SLG: 0.491										5	2	3	0	2	1							
Adrián Beltré, R OBP: 0.336, SLG: 0.468										5	1	1	0	0	1							
Chad Kreuter, S OBP: 0.552, SLG: 0.526										3	3	1	1	2	1	0						
Kevin Elster, R OBP: 0.451, SLG: 0.750										3	3	1	2	2	0	0						
Chan Ho Park, R OBP: 0.083, SLG: 0.167 Alan Mills, R (6, 1)										3	0	1	2	0	1	0						
<b>Inning Stats</b>	R: 1 E: 0 K: 2 S: 12	H: 1 LOB: 1 BB: 1 P: 22	R: 3 E: 0 K: 1 S: 13	H: 4 LOB: 2 BB: 1 P: 27	R: 0 E: 0 K: 2 S: 11	H: 0 LOB: 0 BB: 0 P: 17	R: 0 E: 0 K: 1 S: 8	H: 0 LOB: 0 BB: 0 P: 10	R: 5 E: 0 K: 1 S: 13	H: 3 LOB: 1 BB: 3 P: 31	R: 2 E: 0 K: 0 S: 9	H: 2 LOB: 0 BB: 0 P: 13	R: 0 E: 0 K: 1 S: 8	H: 0 LOB: 0 BB: 0 P: 10	R: 0 E: 0 K: 0 S: 9	H: 2 LOB: 1 BB: 0 P: 13	R: 5 E: 0 K: 0 S: 13	H: 3 LOB: 1 BB: 3 P: 33	1B: 5 2B: 5 3B: 1 HR: 4	SF: 0 SAC: 0 DP: 1 HBP: 0	WP: 1 PB: 0 SB: 1 CS: 0	PA: 49
<b>PITCHER</b>	IP WLS BF H R ER SO BB IBB HBP BLK WP HR S P ERA WHIP																					
Pete Harnisch, R ERA: 9.64	(1, 1) 4.2 L 27 8 9 9 6 5 0 0 0 0 0 3 54 104 17.36 2.786																					
Manny Aybar, R ERA: 7.07	(5, 1) 2.1 9 2 2 2 2 0 0 0 0 0 1 20 26 7.71 0.857																					
Norm Charlton, L ERA: 27.0	(8, 1) 2.0 13 5 5 5 0 3 0 0 0 1 0 22 46 22.50 4.000																					

Batter	1	2	3	4	5	6	7	8	9	AB	R	H	RBI	BB	SO	LOB	BOTTOM					
Pokey Reese, R OBP: 0.465, SLG: 0.476 Chris Stynes, R OBP: 0.556, SLG: 0.533										3	0	0	0	0	0	0	<b>Los Angeles Dodgers @ Cincinnati Reds</b> Cinergy Field, Cincinnati, OH Sat Apr 22 2000, 1:15 PM EDT Att: 35,557 - Cloudy - 45 F					
Michael Tucker, L OBP: 0.455, SLG: 0.750										3	1	1	1	1	1	0						
Ken Griffey Jr., L OBP: 0.325, SLG: 0.453 Alex Ochoa, R OBP: 0.423, SLG: 0.696										3	0	0	0	0	1	1						
Sean Casey, L OBP: 0.375, SLG: 0.385 Hal Morris, L OBP: 0.200, SLG: 0.500										2	1	0	0	1	0	0						
Dmitri Young, S OBP: 0.261, SLG: 0.323										4	0	1	0	0	0	0						
Eddie Taubensee, L OBP: 0.377, SLG: 0.472 Benito Santiago, R OBP: 0.333, SLG: 0.600										0	0	0	0	2	0	0						
Aaron Boone, R OBP: 0.349, SLG: 0.462										2	0	0	0	0	0	3						
Gookie Dawkins, R (1, 6)										4	0	0	0	0	1	7						
Pete Harnisch, S OBP: 0.200, SLG: 0.200 Manny Aybar, R	(1, 1) 5.0 W 21 1 1 1 5 1 0 0 0 0 0 31 52 2.25 1.250																					
Mark Lewis, R OBP: 0.105, SLG: 0.111 Norm Charlton, S (8, 1) Dante Bichette, R OBP: 0.257, SLG: 0.354	(7, PH) 4.0 S 15 4 1 1 1 1 0 0 0 0 0 31 52 2.25 1.250																					
(8, PH)										1	0	0	0	0	1	2						
<b>Inning Stats</b>	R: 1 E: 0 K: 1 S: 9	H: 1 LOB: 0 BB: 0 P: 12	R: 0 E: 1 K: 2 S: 16	H: 0 LOB: 2 BB: 1 P: 23	R: 0 E: 0 K: 1 S: 10	H: 0 LOB: 0 BB: 0 P: 16	R: 0 E: 0 K: 0 S: 6	H: 0 LOB: 2 BB: 1 P: 17	R: 0 E: 0 K: 1 S: 12	H: 0 LOB: 1 BB: 1 P: 21	R: 1 E: 0 K: 0 S: 9	H: 2 LOB: 1 BB: 1 P: 19	R: 0 E: 0 K: 1 S: 7	H: 0 LOB: 0 BB: 0 P: 13	R: 0 E: 0 K: 0 S: 9	H: 1 LOB: 0 BB: 0 P: 13	R: 0 E: 0 K: 0 S: 6	H: 1 LOB: 1 BB: 0 P: 7	1B: 4 2B: 0 3B: 0 HR: 1	SF: 0 SAC: 0 DP: 2 HBP: 1	WP: 2 PB: 0 SB: 0 CS: 0	PA: 36
<b>PITCHER</b>	IP WLS BF H R ER SO BB IBB HBP BLK WP HR S P ERA WHIP																					
Chan Ho Park, R ERA: 3.38	(1, 1) 5.0 W 21 1 1 1 5 1 0 0 0 0 0 31 52 2.25 1.250																					
Alan Mills, R ERA: 4.66	(6, 1) 4.0 S 15 4 1 1 1 1 0 0 0 0 0 31 52 2.25 1.250																					









Batter	1	2	3	4	5	6	7	8	9	AB	R	H	RBI	BB	SO	LOB	TOP			
<b>Pokey Reese, R</b> OBP: 0.469, SLG: 0.479 (1, 4)										3	1	2	0	1	1	1				
<b>Alex Ochoa, R</b> OBP: 0.343, SLG: 0.625 <b>Michael Tucker, L</b> OBP: 0.429, SLG: 0.692 (9, PH)										4	0	0	1	0	0	5				
<b>Ken Griffey Jr., L</b> OBP: 0.322, SLG: 0.417 (1, 8)										3	0	0	0	2	3	1				
<b>Dante Bichette, R</b> OBP: 0.278, SLG: 0.370 (1, 9)										3	1	0	0	1	0	3				
<b>Dmitri Young, S</b> OBP: 0.274, SLG: 0.348 (1, 3)										4	1	2	0	0	1	3				
<b>Aaron Boone, R</b> OBP: 0.366, SLG: 0.448 (1, 5)										3	0	0	0	0	0	1				
<b>Benito Santiago, R</b> OBP: 0.348, SLG: 0.522 (1, 2)										4	1	2	1	0	0	2				
<b>Gookie Dawkins, R</b> OBP: 0.250, SLG: 0.273 (1, 6)										4	1	1	1	0	0	2				
<b>Rob Bell, R</b> <b>Chris Stynes, R</b> <b>Manny Aybar, R</b> <b>Mark Lewis, R</b> <b>Scott Sullivan, R</b> <b>Scott Williamson, R</b> <b>Sean Casey, L</b>										1	0	0	0	0	1	0				
<b>Inning Stats</b>	R: 0 E: 0 K: 1 S: 11	H: 0 LOB: 2 BB: 1 P: 21	R: 0 E: 0 K: 0 S: 5	H: 1 LOB: 0 BB: 0 P: 8	R: 1 E: 0 K: 2 S: 12	H: 1 LOB: 0 BB: 0 P: 21	R: 0 E: 0 K: 0 S: 8	H: 1 LOB: 0 BB: 0 P: 13	R: 0 E: 0 K: 0 S: 13	H: 1 LOB: 2 BB: 1 P: 21	R: 4 E: 0 K: 1 S: 20	H: 4 LOB: 2 BB: 1 P: 32	R: 0 E: 0 K: 0 S: 6	H: 0 LOB: 0 BB: 1 P: 10	R: 0 E: 0 K: 0 S: 8	H: 0 LOB: 1 BB: 1 P: 20	1B: 5 2B: 3 3B: 0 HR: 0	SF: 0 SAC: 0 DP: 3 HBP: 2	WP: 1 PB: 0 SB: 1 CS: 0	PA: 39
<b>PITCHER</b>	IP WLS BF H R ER SO BB IBB HBP BLK WP HR S P ERA WHIP																			
<b>Al Leiter, L</b> ERA: 3.95	(1, 1) 5.2 28 8 5 5 4 3 0 2 0 1 0 65 109 7.94 1.941																			
<b>Turk Wendell, R</b> ERA: 2.3	(6, 1) 1.1 W 4 0 0 0 0 1 0 0 0 0 0 0 10 17 0.00 0.750																			
<b>John Franco, L</b> ERA: 5.0	(8, 1) 1.0 H 3 0 0 0 0 0 0 0 0 0 0 0 8 13 0.00 0.000																			
<b>Armando Benitez, R</b> ERA: 2.7	(9, 1) 1.0 S 4 0 0 0 3 1 0 0 0 0 0 0 11 20 0.00 1.000																			

**Cincinnati Reds @ New York Mets**  
Shea Stadium, Flushing, NY  
Tue Apr 25 2000, 7:10 PM EDT  
Att: 27,153 - Overcast - 55 F

AB	32
R	5
H	8
RBI	5
BB	5
SO	7
LOB	20



Batter	1	2	3	4	5	6	7	8	9	AB	R	H	RBI	BB	SO	LOB	BOTTOM	
<b>Rickey Henderson, R</b> OBP: 0.324, SLG: 0.220 (1, 7)										3	1	0	0	2	1	2		
<b>Derek Bell, R</b> OBP: 0.430, SLG: 0.593 (1, 9)										5	1	1	1	0	0	2		
<b>Edgardo Alfonzo, R</b> OBP: 0.436, SLG: 0.549 (1, 4)											3	2	2	2	2	0		
<b>31 Mike Piazza, R</b> OBP: 0.443, SLG: 0.732 (1, 2)										5	1	2	0	0	0	2		
<b>Robin Ventura, L</b> OBP: 0.337, SLG: 0.514 (1, 5)											2	1	2	2	2	0		
<b>Todd Zeile, R</b> OBP: 0.388, SLG: 0.365 <b>Turk Wendell, L</b> <b>Jon Nunnally, L</b> <b>John Franco, L</b> <b>Armando Benitez, R</b>										2	0	0	0	1	1	2		
<b>Jay Payton, R</b> OBP: 0.264, SLG: 0.388 (1, 8)											4	0	0	0	1	5		
<b>Melvin Mora, R</b> OBP: 0.314, SLG: 0.387 (1, 6)											4	0	0	0	3	5		
<b>Al Leiter, L</b> <b>Matt Franco, L</b>	(1, 1) 0.3 (6, 3) 0.3										2	0	1	0	1	2		
<b>Inning Stats</b>	R: 0 E: 0 K: 0 S: 10	H: 0 LOB: 0 BB: 0 P: 12	R: 1 E: 0 K: 1 S: 12	H: 2 LOB: 1 BB: 1 P: 20	R: 3 E: 0 K: 0 S: 11	H: 2 LOB: 0 BB: 1 P: 20	R: 0 E: 0 K: 1 S: 9	H: 1 LOB: 1 BB: 0 P: 11	R: 0 E: 0 K: 2 S: 9	H: 0 LOB: 2 BB: 1 P: 15	R: 2 E: 0 K: 2 S: 19	H: 3 LOB: 3 BB: 2 P: 33	R: 0 E: 0 K: 0 S: 9	H: 0 LOB: 1 BB: 2 P: 18	1B: 2 2B: 3 3B: 0 HR: 3	SF: 0 SAC: 0 DP: 1 HBP: 0	WP: 1 PB: 0 SB: 0 CS: 0	PA: 40
<b>PITCHER</b>	IP WLS BF H R ER SO BB IBB HBP BLK WP HR S P ERA WHIP																	
<b>Rob Bell, R</b> ERA: 4.05	(1, 1) 4.0 19 5 4 4 2 2 0 0 0 0 1 0 9 19 0.00 1.000																	
<b>Manny Aybar, R</b> ERA: 6.19	(5, 1) 1.0 5 0 0 0 1 1 1 0 0 0 1 0 9 19 0.00 1.000																	
<b>Scott Sullivan, R</b> ERA: 4.8	(6, 1) 1.0 L 7 3 2 2 2 1 0 0 0 0 0 1 16 25 18.00 4.000																	
<b>Scott Williamson, R</b> ERA: 3.38	(7, 1) 2.0 9 0 0 0 2 3 1 0 0 0 0 0 21 41 0.00 1.500																	

**Cincinnati Reds @ New York Mets**  
Shea Stadium, Flushing, NY  
Tue Apr 25 2000, 7:10 PM EDT  
Att: 27,153 - Overcast - 55 F

AB	31
R	6
H	8
RBI	6
BB	9
SO	7
LOB	23





Batter	1	2	3	4	5	6	7	8	9	AB	R	H	RBI	BB	SO	LOB	TOP										
<b>Pokey Reese, R</b> (1,4) OBP: 0.477, SLG: 0.487 <b>Chris Stynes, R</b> (8,4) OBP: 0.550, SLG: 0.588	1-2 HR 1B	0-3 K	0-7 F8	2-1 F8	FC3-6 1B	1-0 2B 1B	0-0 G3 1B 2B	5 2 3 0 0 1 2	1 1 1 2 0 0 0																		
<b>Dmitri Young, S</b> (1,7) OBP: 0.316, SLG: 0.446	0-0 HR	1-1 2B	0-0 F3	0-1 FC3-6 1B	0-1 FC3-6 1B	3-2 2B	4-1 1B G3 BB	5 1 4 5 1 0 0																			
<b>Ken Griffey Jr., L</b> (1,8) OBP: 0.326, SLG: 0.408 <b>Michael Tucker, L</b> (8,8) OBP: 0.417, SLG: 0.667	4-2 G3 BB	0-0 P3	1-0 P6	2-2 FC3-6	1-2 G3 1B	2-2 G3	2-2 G3	4 0 1 0 1 0 4	1 0 0 0 0 0 2																		
<b>Dante Bichette, R</b> (1,9) OBP: 0.282, SLG: 0.359	1-0 P6		4-0 2B 2B BB		0-0 F8	0-0 F8	1-1 L5	5 1 1 1 1 0 4																			
<b>Sean Casey, L</b> (1,3) OBP: 0.370, SLG: 0.391 <b>Manny Aybar, R</b> (8,1)	3-1 G3		0-1 F7		0-0 WP 1B		2-0 G3	5 2 2 0 0 0 3	1 0 0 0 0 1 2																		
<b>Eddie Taubensee, L</b> (1,2) OBP: 0.394, SLG: 0.552	1-1 F5		0-0 2B		2-1 1B		1-1 G3-1	5 1 3 3 0 0 2																			
<b>Aaron Boone, R</b> (1,5) OBP: 0.408, SLG: 0.508		3-1 WP 2B	1-1 2B		2-1 G6-4-3 1B		4-1 2B BB	3 3 3 1 2 0 0																			
<b>Gookie Dawkins, R</b> (1,6) OBP: 0.176, SLG: 0.188		3-3 K	1-3 K		1-1 G6-4-3		2-1 P4	5 0 0 0 0 2 7																			
<b>Denny Neagle, L</b> (1,1) OBP: 0.182, SLG: 0.200 <b>Hal Morris, L</b> (8,3) OBP: 0.235, SLG: 0.500	4-2 2B BB		0-1 F8		2-2 G4-3		2-2 F7	3 0 0 0 1 0 3	1 1 0 0 0 0 1																		
<b>Inning Stats</b>	R: 2 H: 2 E: 0 K: 0 S: 12	L: 2 BB: 1 P: 22	R: 1 H: 2 E: 0 K: 2 S: 15	L: 2 LOB: 2 BB: 1 P: 26	R: 1 H: 2 E: 0 K: 1 S: 10	L: 2 LOB: 2 BB: 1 P: 16	R: 0 H: 0 E: 0 K: 0 S: 4	L: 0 LOB: 0 BB: 0 P: 7	R: 1 H: 3 E: 0 K: 0 S: 8	L: 3 LOB: 1 BB: 0 P: 13	R: 0 H: 2 E: 0 K: 0 S: 12	L: 2 LOB: 2 BB: 0 P: 18	R: 4 H: 4 E: 0 K: 0 S: 15	L: 4 LOB: 1 BB: 1 P: 27	R: 0 H: 1 E: 0 K: 0 S: 8	L: 1 LOB: 1 BB: 0 P: 13	R: 3 H: 2 E: 1 K: 1 S: 18	L: 2 LOB: 2 BB: 2 P: 33	1B: 9 2B: 7 3B: 0 HR: 2	SF: 0 SAC: 0 DP: 1 HBP: 0	WP: 2 PB: 0 CS: 0	PA: 50					
<b>PITCHER</b>	IP	WLS	BF	H	R	ER	SO	BB	IBB	HBP	BLK	WP	HR	S	P	ERA	WHIP										
<b>Dennis Springer, R</b> (1,1) ERA: 8.74	6.0	L	34	13	8	8	3	4	0	0	0	2	2	65	110	12.00	2.833										
<b>Rich Rodriguez, L</b> (7,1) ERA: 7.92	3.0		16	5	4	2	1	2	0	0	0	0	0	37	65	6.00	2.333										

Cincinnati Reds @ New York Mets  
Shea Stadium, Flushing, NY  
Wed Apr 26 2000, 7:10 PM EDT  
Att: 33,371 - Cloudy - 43 F

AB	44
R	12
H	18
RBI	12
BB	6
SO	4
LOB	30



Batter	1	2	3	4	5	6	7	8	9	AB	R	H	RBI	BB	SO	LOB	BOTTOM										
<b>Rickey Henderson, R</b> (1,7) OBP: 0.324, SLG: 0.213 <b>Jon Nunnally, L</b> (8,PH) OBP: 0.385, SLG: 0.548	2-0 F7		1-3 K		4-2 BB			0-2 SF7 3B		2 0 0 0 1 1 0																	
<b>Derek Bell, R</b> (1,9) OBP: 0.423, SLG: 0.580	4-2 BB		1-1 G5-3		0-1 G1-3			1-2 SF7		2 0 0 1 1 0 2																	
<b>Edgardo Alfonzo, R</b> (1,4) OBP: 0.423, SLG: 0.527 <b>Melvin Mora, R</b> (8,4) OBP: 0.306, SLG: 0.375	3-2 F9		2-3 K			1-3 K		0-0 G5-3		3 0 0 0 0 2 1																	
<b>31 Mike Piazza, R</b> (1,2) OBP: 0.439, SLG: 0.730 <b>Todd Pratt, R</b> (8,2) OBP: 0.333, SLG: 0.438	0-1 P6		3-3 K		0-0 G4-3 2B			0-0 F7		3 0 1 0 0 1 1																	
<b>Todd Zeile, R</b> (1,3) OBP: 0.381, SLG: 0.358		1-1 F4		2-3 K		2-2 G4-3		1-2 FC4-6 1B		4 0 1 0 0 1 1																	
<b>Benny Agbayani, R</b> (1,8) OBP: 0.400, SLG: 0.652		2-2 P3		0-1 G5-3		2-2 G6-3		0-0 L9		3 0 0 0 0 0 1																	
<b>20 Kurt Abbott, R</b> (1,5) OBP: 0.423, SLG: 0.435		2-2 2B		1-3 K			1-3 K		0-3 K	4 0 1 0 0 3 1																	
<b>Rey Ordonez, R</b> (1,6) OBP: 0.338, SLG: 0.204		4-2 BB		4-1 BB BB			0-0 F7		0-1 FC4-6	2 0 0 0 2 0 1																	
<b>Dennis Springer, R</b> (1,1) <b>Jay Payton, R</b> (7,8) <b>Rich Rodriguez, L</b> (7,1) <b>Matt Franco, L</b> (8,PH) OBP: 0.292, SLG: 0.105		3-3 K		0-3 K			0-2 G4-3			2 0 0 0 0 2 3																	
<b>Inning Stats</b>	R: 0 H: 0 E: 0 K: 0 S: 8	L: 0 LOB: 1 BB: 1 P: 17	R: 0 H: 1 E: 0 K: 1 S: 14	L: 1 LOB: 2 BB: 1 P: 26	R: 0 H: 0 E: 0 K: 2 S: 8	L: 0 LOB: 0 BB: 0 P: 12	R: 0 H: 0 E: 0 K: 2 S: 9	L: 0 LOB: 0 BB: 0 P: 14	R: 0 H: 1 E: 0 K: 1 S: 10	L: 1 LOB: 1 BB: 0 P: 15	R: 0 H: 0 E: 0 K: 1 S: 7	L: 0 LOB: 0 BB: 0 P: 8	R: 1 H: 1 E: 0 K: 0 S: 8	L: 1 LOB: 0 BB: 0 P: 9	R: 0 H: 1 E: 0 K: 1 S: 9	L: 1 LOB: 1 BB: 0 P: 10	1B: 1 2B: 2 3B: 1 HR: 0	SF: 1 SAC: 0 DP: 0 HBP: 0	WP: 0 PB: 0 CS: 0	PA: 35							
<b>PITCHER</b>	IP	WLS	BF	H	R	ER	SO	BB	IBB	HBP	BLK	WP	HR	S	P	ERA	WHIP										
<b>Denny Neagle, L</b> (1,1) ERA: 3.09	7.0	W	27	2	1	1	1	0	0	0	0	0	0	70	115	0.00	0.857										
<b>Manny Aybar, R</b> (8,1) ERA: 6.0	2.0		8	2	1	1	1	0	0	0	0	0	0	17	19	4.50	1.000										

Cincinnati Reds @ New York Mets  
Shea Stadium, Flushing, NY  
Wed Apr 26 2000, 7:10 PM EDT  
Att: 33,371 - Cloudy - 43 F

AB	30
R	1
H	4
RBI	1
BB	4
SO	10
LOB	12













Batter	1	2	3	4	5	6	7	8	9	AB	R	H	RBI	BB	SO	LOB	TOP					
<b>Pokey Reese, R</b> OBP: 0.450, SLG: 0.455 (1, 4)										4	1	1	0	1	0	2	<b>Cincinnati Reds @ Pittsburgh Pirates</b> Three Rivers Stadium, Pittsburgh, PA Sat Apr 29 2000, 1:35 PM EDT Att: 28,731 - Sunny - 70 F					
<b>Sean Casey, L</b> OBP: 0.341, SLG: 0.294 (1, 3)										4	1	1	0	1	0	3						
<b>Ken Griffey Jr., L</b> OBP: 0.330, SLG: 0.432 (1, 8)										4	1	2	1	0	1	1						
<b>Dante Bichette, R</b> OBP: 0.258, SLG: 0.322 (1, 9)										4	1	1	0	0	1	2						
<b>Eddie Taubensee, L</b> OBP: 0.375, SLG: 0.531 (1, 2)										4	1	1	0	0	1	2						
<b>Aaron Boone, R</b> OBP: 0.409, SLG: 0.493 (1, 5)										3	1	0	0	1	0	0						
<b>Michael Tucker, L</b> OBP: 0.395, SLG: 0.600 (7, PH)										2	0	0	0	0	0	0						
<b>Alex Ochoa, R</b> OBP: 0.350, SLG: 0.600 (7, 7)										0	0	0	1	1	0	0						
<b>Gookie Dawkins, R</b> OBP: 0.231, SLG: 0.240 (1, 6)										2	0	1	0	0	0	0						
<b>Dmitri Young, S</b> OBP: 0.115, SLG: 0.440 (7, PH)										1	0	1	1	0	0	0						
<b>Juan Castro, R</b> (7, 6)										1	0	0	0	0	0	2						
<b>Ron Villone, L</b> OBP: 0.291, SLG: 0.250 (5, PH)										0	0	0	0	0	0	0						
<b>Hal Morris, L</b> OBP: 0.296, SLG: 0.444 (5, PH)										1	0	0	0	0	1	0						
<b>Elmer Dessens, R</b> OBP: 0.296, SLG: 0.444 (5, PH)										0	0	0	0	0	0	0						
<b>Chris Stynes, R</b> OBP: 0.305, SLG: 0.598 (7, PH)										0	0	0	0	1	0	0						
<b>Scott Williamson, R</b> OBP: 0.318, SLG: 0.598 (7, PH)										0	0	0	0	0	0	0						
<b>Denny Neagle, L</b> OBP: 0.167, SLG: 0.182 (5, PH)										1	0	0	0	0	1	0						
<b>Danny Graves, R</b> (5, PH)										0	0	0	0	0	0	0						
<b>Inning Stats</b>	R: 1 E: 0 K: 0 S: 12	H: 1 LOB: 0 BB: 0 P: 17	R: 0 E: 0 K: 0 S: 4	H: 0 LOB: 0 BB: 0 P: 6	R: 0 E: 0 K: 0 S: 8	H: 1 LOB: 1 BB: 0 P: 11	R: 0 E: 0 K: 2 S: 8	H: 0 LOB: 0 BB: 0 P: 15	R: 0 E: 0 K: 0 S: 8	H: 0 LOB: 0 BB: 0 P: 11	R: 0 E: 1 K: 1 S: 9	H: 0 LOB: 1 BB: 1 P: 18	R: 3 E: 0 K: 0 S: 14	H: 3 LOB: 1 BB: 1 P: 23	R: 2 E: 1 K: 1 S: 11	H: 1 LOB: 2 BB: 2 P: 26	R: 0 E: 0 K: 1 S: 11	H: 2 LOB: 2 BB: 0 P: 15	1B: 5 2B: 3 3B: 0 HR: 0	SF: 3 SAC: 2 DP: 0 HBP: 0	WP: 1 PB: 0 SB: 0 CS: 0	PA: 40
<b>PITCHER</b>	IP WLS BF H R ER SO BB IBB HBP BLK WP HR S P ERA WHIP																					
<b>67 Francisco Cordova, R</b> ERA: 4.8 (1, 1)	6.0	24	4	4	4	3	2	0	0	0	0	0	0	55	89	6.00	1.000					
<b>Scott Sauerbeck, L</b> ERA: 4.85 (7, 1)	0.1	H	1	0	0	0	0	0	0	0	0	0	0	5	7	0.00	0.000					
<b>Mike Garcia, R</b> ERA: 6.35 (7, 1)	0.2	B	3	1	0	0	0	0	0	0	0	0	0	5	7	0.00	1.500					
<b>Jason Christiansen, L</b> ERA: 1.86 (8, 1)	0.0	L	2	1	2	1	1	0	0	0	0	0	0	3	9	=	=					
<b>Jose Silva, R</b> ERA: 3.35 (8, 1)	2.0	B	10	2	0	0	2	0	1	0	0	1	0	19	32	0.00	1.000					

AB	31
R	6
H	8
RBI	4
BB	4
SO	5
LOB	12



Batter	1	2	3	4	5	6	7	8	9	AB	R	H	RBI	BB	SO	LOB	BOTTOM					
<b>Chad Hermansen, R</b> OBP: 0.274, SLG: 0.333 (1, 8)										3	0	1	1	0	1	2	<b>Cincinnati Reds @ Pittsburgh Pirates</b> Three Rivers Stadium, Pittsburgh, PA Sat Apr 29 2000, 1:35 PM EDT Att: 28,731 - Sunny - 70 F					
<b>John Vander Wal, L</b> OBP: 0.400, SLG: 0.710 (9, PH)										1	0	0	0	0	0	0						
<b>Warren Morris, L</b> OBP: 0.415, SLG: 0.379 (1, 4)										4	2	2	1	0	0	1						
<b>18 Jason Kendall, R</b> OBP: 0.420, SLG: 0.405 (1, 2)										3	0	0	0	1	1	2						
<b>Brian Giles, L</b> OBP: 0.431, SLG: 0.659 (1, 9)										2	0	0	1	1	0	1						
<b>Kevin Young, R</b> OBP: 0.287, SLG: 0.383 (1, 3)										4	0	1	0	0	0	3						
<b>Wil Cordero, R</b> OBP: 0.217, SLG: 0.307 (1, 7)										4	1	1	0	0	0	2						
<b>Pat Meares, R</b> OBP: 0.280, SLG: 0.398 (1, 6)										4	1	2	2	0	1	0						
<b>Mike Benjamin, R</b> OBP: 0.400, SLG: 0.464 (1, 5)										3	1	1	0	1	0	0						
<b>67 Francisco Cordova, R</b> ERA: 5.25 (7, 1)	5.0	24	6	4	4	1	3	0	0	0	0	0	0	0	0	0						
<b>Elmer Dessens, R</b> ERA: 5.25 (7, 1)	1.0	3	0	0	0	1	0	0	0	0	0	0	0	0	0	0						
<b>Scott Williamson, R</b> ERA: 3.15 (7, 1)	2.0	W	7	2	1	1	3	0	0	0	0	0	0	0	0	0						
<b>Danny Graves, R</b> ERA: 1.56 (9, 1)	1.0	S	3	0	0	0	0	0	0	0	0	0	0	0	0	0						
<b>Inning Stats</b>	R: 0 E: 0 K: 0 S: 9	H: 1 LOB: 2 BB: 1 P: 20	R: 0 E: 0 K: 1 S: 8	H: 1 LOB: 2 BB: 1 P: 17	R: 1 E: 0 K: 0 S: 12	H: 1 LOB: 0 BB: 0 P: 18	R: 3 E: 1 K: 0 S: 16	H: 3 LOB: 0 BB: 0 P: 23	R: 0 E: 0 K: 0 S: 7	H: 0 LOB: 0 BB: 1 P: 14	R: 0 E: 0 K: 1 S: 8	H: 0 LOB: 0 BB: 0 P: 10	R: 1 E: 0 K: 2 S: 10	H: 1 LOB: 0 BB: 0 P: 13	R: 0 E: 0 K: 1 S: 9	H: 1 LOB: 0 BB: 0 P: 12	R: 0 E: 0 K: 0 S: 5	H: 0 LOB: 0 BB: 0 P: 9	1B: 4 2B: 2 3B: 0 HR: 2	SF: 2 SAC: 0 DP: 0 HBP: 0	WP: 0 PB: 0 SB: 1 CS: 0	PA: 37
<b>PITCHER</b>	IP WLS BF H R ER SO BB IBB HBP BLK WP HR S P ERA WHIP																					
<b>Ron Villone, L</b> ERA: 5.25 (1, 1)	5.0	24	6	4	4	1	3	0	0	0	0	0	0	0	0	0						
<b>Elmer Dessens, R</b> ERA: 5.25 (1, 1)	1.0	3	0	0	0	1	0	0	0	0	0	0	0	0	0	0						
<b>Scott Williamson, R</b> ERA: 3.15 (7, 1)	2.0	W	7	2	1	1	3	0	0	0	0	0	0	0	0	0						
<b>Danny Graves, R</b> ERA: 1.56 (9, 1)	1.0	S	3	0	0	0	0	0	0	0	0	0	0	0	0	0						

AB	32
R	5
H	8
RBI	5
BB	3
SO	5
LOB	14





Batter	1	2	3	4	5	6	7	8	9	AB	R	H	RBI	BB	SO	LOB	TOP					
<b>Pokey Reese, R</b> OBP: 0.438, SLG: 0.462 (1, 4)	G5-3		G6-3		F7		K	3B		5	0	1	0	0	1	3	<b>Cincinnati Reds @ Pittsburgh Pirates</b> Three Rivers Stadium, Pittsburgh, PA Sun Apr 30 2000, 1:35 PM EDT Att: 29,728 - Sunny - 68 F					
<b>Sean Casey, L</b> OBP: 0.348, SLG: 0.289 (1, 3)	F7			G6-3		1B BB	1B	K		4	1	1	0	1	1	1						
<b>Ken Griffey Jr., L</b> OBP: 0.333, SLG: 0.457 (1, 8)	K			F7		K	HR		4-2	4	2	1	3	1	2	1						
<b>Dmitri Young, S</b> OBP: 0.340, SLG: 0.448 <b>Alex Ochoa, R</b> OBP: 0.350, SLG: 0.600 (1, 7) (9, 7)		CS				1B			0-0	3	0	2	0	2	0	1						
<b>Eddie Taubensee, L</b> OBP: 0.377, SLG: 0.507 (1, 2)		1B			1B				1-2	0	0	0	0	0	0	0						
<b>Aaron Boone, R</b> OBP: 0.418, SLG: 0.493 (1, 5)		BB							4-2	4	1	2	1	1	0	1						
<b>Michael Tucker, L</b> OBP: 0.386, SLG: 0.545 (1, 9)		BB							0-0	4	1	2	1	1	0	1						
<b>Juan Castro, R</b> OBP: 0.333, SLG: 0.833 (1, 6)				G5-3					0-0	5	1	2	2	0	0	2						
<b>Rob Bell, R</b> OBP: 0.286, SLG: 0.474 <b>Hal Morris, L</b> OBP: 0.295, SLG: 0.374 <b>Elmer Dessens, R</b> OBP: 0.295, SLG: 0.374 <b>Dennys Reyes, R</b> OBP: 0.295, SLG: 0.374 <b>Dante Bichette, R</b> OBP: 0.295, SLG: 0.374 <b>Scott Williamson, R</b> OBP: 0.295, SLG: 0.374 (1, 1) (7, PH) (7, 1) (7, 1) (8, PH) (8, 1)				K		SH1-4			0-1	1	0	0	0	0	1	0						
<b>Inning Stats</b>	R: 0 E: 0 K: 1 S: 9	H: 0 LOB: 0 BB: 0 P: 15	R: 0 E: 0 K: 0 S: 7	H: 2 LOB: 1 BB: 1 P: 14	R: 0 E: 0 K: 1 S: 8	H: 0 LOB: 0 BB: 0 P: 10	R: 0 E: 0 K: 0 S: 6	H: 1 LOB: 1 BB: 0 P: 10	R: 0 E: 0 K: 0 S: 8	H: 1 LOB: 2 BB: 1 P: 13	R: 0 E: 0 K: 1 S: 9	H: 2 LOB: 3 BB: 1 P: 17	R: 3 E: 0 K: 2 S: 11	H: 2 LOB: 2 BB: 2 P: 21	R: 2 E: 0 K: 3 S: 18	H: 2 LOB: 1 BB: 1 P: 26		R: 1 E: 0 K: 0 S: 10	H: 0 LOB: 2 BB: 3 P: 23	1B: 7 2B: 0 3B: 1 HR: 2	SF: 0 SAC: 1 DP: 1 HBP: 0	WP: 1 PB: 0 SB: 1 CS: 1
<b>PITCHER</b>	IP	WLS	BF	H	R	ER	SO	BB	IBB	HBP	BLK	WP	HR	S	P	ERA	WHIP					
<b>Todd Ritchie, R</b> ERA: 2.62 (1, 1)	6.2	L	31	8	3	3	4	5	0	0	0	0	1	55	97	4.05	1.950					
<b>Scott Sauerbeck, L</b> ERA: 5.27 (7, 1)	0.2		3	0	1	1	2	1	0	0	0	0	0	10	14	13.50	1.500					
<b>Brad Clontz, R</b> ERA: 5.14 (8, 1)	0.1		3	2	1	1	1	0	0	0	0	0	1	8	11	27.00	6.000					
<b>Jeff Wallace, L</b> ERA: 6.75 (8, 1)	1.1		7	0	1	1	1	3	0	0	0	1	0	13	27	6.75	2.250					

AB	34
R	6
H	10
RBI	6
BB	9
SO	8
LOB	19





Batter	1	2	3	4	5	6	7	8	9	AB	R	H	RBI	BB	SO	LOB	BOTTOM					
<b>Chad Hermansen, R</b> OBP: 0.254, SLG: 0.306 (1, 8)	K		F8		P4		G6-3		K	5	0	0	0	0	2	1	<b>Cincinnati Reds @ Pittsburgh Pirates</b> Three Rivers Stadium, Pittsburgh, PA Sun Apr 30 2000, 1:35 PM EDT Att: 29,728 - Sunny - 68 F					
<b>Warren Morris, L</b> OBP: 0.414, SLG: 0.371 (1, 4)	K		FC6-4		F8		FC4-6		K	4	0	1	0	1	2	1						
<b>18 Jason Kendall, R</b> OBP: 0.429, SLG: 0.402 (1, 2)			FC6-4				FC4-6		G6-3	3	0	1	0	1	0	2						
<b>Brian Giles, L</b> OBP: 0.425, SLG: 0.636 (1, 9)	G3				F7		FC4-6			3	1	0	0	1	0	4						
<b>Kevin Young, R</b> OBP: 0.275, SLG: 0.365 (1, 3)			F9		K		F9			4	0	0	0	0	2	3						
<b>John Vander Wal, L</b> OBP: 0.436, SLG: 0.765 (1, 7)		S							K	3	1	2	0	1	1	0						
<b>Pat Meares, R</b> OBP: 0.279, SLG: 0.402 (1, 6)		K			G6-3		F8		G1-3	4	0	1	2	0	1	2						
<b>Luis Sojo, R</b> OBP: 0.226, SLG: 0.172 (1, 5)			K		G6-3				G4-3	3	0	0	0	1	1	2						
<b>Todd Ritchie, R</b> OBP: 0.250, SLG: 0.250 <b>Scott Sauerbeck, R</b> ERA: 3.86 (7, 1)			F8		K					3	0	0	0	0	1	3						
<b>Brad Clontz, R</b> ERA: 5.14 (8, 1)					K					0	0	0	0	0	0	0						
<b>Jeff Wallace, L</b> ERA: 6.75 (8, 1)										0	0	0	0	0	0	0						
<b>Adrian Brown, S</b> OBP: 0.281, SLG: 0.500 (8, PH)									WP	1	0	1	0	0	0	0						
<b>Inning Stats</b>	R: 0 E: 0 K: 2 S: 9	H: 0 LOB: 1 BB: 1 P: 16	R: 0 E: 0 K: 2 S: 13	H: 1 LOB: 0 BB: 0 P: 20	R: 0 E: 0 K: 0 S: 9	H: 0 LOB: 1 BB: 1 P: 14	R: 2 E: 0 K: 2 S: 12	H: 1 LOB: 1 BB: 2 P: 25	R: 0 E: 0 K: 0 S: 4	H: 1 LOB: 2 BB: 0 P: 9	R: 0 E: 0 K: 1 S: 10	H: 1 LOB: 2 BB: 1 P: 18	R: 0 E: 0 K: 0 S: 14	H: 1 LOB: 2 BB: 0 P: 19	R: 0 E: 0 K: 1 S: 11	H: 0 LOB: 0 BB: 0 P: 15	R: 0 E: 0 K: 2 S: 12	H: 1 LOB: 1 BB: 0 P: 16	1B: 2 2B: 4 3B: 0 HR: 0	SF: 0 SAC: 0 DP: 0 HBP: 1	WP: 1 PB: 0 SB: 2 CS: 0	PA: 39
<b>PITCHER</b>	IP	WLS	BF	H	R	ER	SO	BB	IBB	HBP	BLK	WP	HR	S	P	ERA	WHIP					
<b>Rob Bell, R</b> ERA: 3.86 (1, 1)	6.0	W	27	4	2	2	7	4	1	0	0	0	0	8	11	0.00	3.000					
<b>Elmer Dessens, R</b> ERA: 3.86 (7, 1)	0.1	H	3	1	0	0	0	0	0	0	0	0	0	6	8	0.00	0.000					
<b>Dennys Reyes, L</b> ERA: 5.14 (8, 1)	0.2	H	2	0	0	0	0	0	0	0	0	0	0	6	8	0.00	0.000					
<b>Scott Williamson, R</b> ERA: 2.84 (8, 1)	2.0	S	7	1	0	0	3	0	0	0	0	1	0	23	31	0.00	0.500					

AB	33
R	2
H	6
RBI	2
BB	5
SO	10
LOB	18





Batter	1	2	3	4	5	6	7	8	9	AB R H RBI BB SO LOB	TOP																								
											<p style="text-align: center;">Cincinnati Reds @ Pittsburgh Pirates</p> <p style="text-align: center;">Three Rivers Stadium, Pittsburgh, PA</p> <p style="text-align: center;">Mon May 01 2000, 7:05 PM EDT</p> <p style="text-align: right;"><a href="http://livebaseballscorecards.com">livebaseballscorecards.com</a></p> <p> <b>AB</b> 0  <b>R</b> 0  <b>H</b> 0  <b>RBI</b> 0  <b>BB</b> 0  <b>SO</b> 0  <b>LOB</b> 0 </p> 																								
Inning Stats										1B: 0 SF: 0 2B: 0 SAC: 0 3B: 0 DP: 0 HR: 0 HBP: 0	WP: 0 PA: 0 PB: 0 SB: 0 CS: 0																								
PITCHER	IP	WLS	BF	H	R	ER	SO	BB	IBB	HBP	BLK	WP	HR	S	P	ERA	WHIP	PITCHER	IP	WLS	BF	H	R	ER	SO	BB	IBB	HBP	BLK	WP	HR	S	P	ERA	WHIP

Batter	1	2	3	4	5	6	7	8	9	AB R H RBI BB SO LOB	BOTTOM																								
											<p style="text-align: center;">Cincinnati Reds @ Pittsburgh Pirates</p> <p style="text-align: center;">Three Rivers Stadium, Pittsburgh, PA</p> <p style="text-align: center;">Mon May 01 2000, 7:05 PM EDT</p> <p style="text-align: right;"><a href="http://livebaseballscorecards.com">livebaseballscorecards.com</a></p> <p> <b>AB</b> 0  <b>R</b> 0  <b>H</b> 0  <b>RBI</b> 0  <b>BB</b> 0  <b>SO</b> 0  <b>LOB</b> 0 </p> 																								
Inning Stats										1B: 0 SF: 0 2B: 0 SAC: 0 3B: 0 DP: 0 HR: 0 HBP: 0	WP: 0 PA: 0 PB: 0 SB: 0 CS: 0																								
PITCHER	IP	WLS	BF	H	R	ER	SO	BB	IBB	HBP	BLK	WP	HR	S	P	ERA	WHIP	PITCHER	IP	WLS	BF	H	R	ER	SO	BB	IBB	HBP	BLK	WP	HR	S	P	ERA	WHIP



Batter	1	2	3	4	5	6	7	8	9	AB	R	H	RBI	BB	SO	LOB	TOP					
<b>Pokey Reese, R</b> OBP: 0.427, SLG: 0.454 (1, 4)	E6 E S	HR 2H 1B			G6-3	SF8		K		4	1	1	2	0	1	1	<b>Cincinnati Reds @ Philadelphia Phillies</b> Veterans Stadium, Philadelphia, PA Tue May 02 2000, 7:05 PM EDT Att: 23,234 - Sunny - 66 F					
<b>Sean Casey, L</b> OBP: 0.353, SLG: 0.357 (1, 3)	F7	HR			FC4-6 BB	E4		K		4	1	1	2	1	1	2						
<b>Ken Griffey Jr., L</b> OBP: 0.328, SLG: 0.438 (1, 8)	BB	G4-3			FC4-6 2B 1-2	F9		F8		4	0	0	0	1	0	3						
<b>Dmitri Young, S</b> OBP: 0.343, SLG: 0.451 (1, 7)	BB		G4-3		2B		G3		P6	4	0	1	0	1	0	0						
<b>Dante Bichette, R</b> OBP: 0.262, SLG: 0.326 (1, 9)	K		G6-3		G5-3		1B BB		1B 2B	4	1	1	0	1	1	5						
<b>Eddie Taubensee, L</b> OBP: 0.390, SLG: 0.514 (1, 2)	G4-3		K			1B	1-2 1B		1B	5	1	3	0	0	1	3						
<b>Aaron Boone, R</b> OBP: 0.418, SLG: 0.488 (1, 5)		F3		F7		1B SF8 1B	K		1B	5	1	2	1	0	1	2						
<b>Gookie Dawkins, R</b> OBP: 0.258, SLG: 0.267 (1, 6)		SH3-4 1B		F7		1B SH1-4 E 1B	K		F9	5	2	2	1	0	1	3						
<b>Denny Neagle, L</b> OBP: 0.154, SLG: 0.167 <b>Scott Sullivan, R</b> OBP: 0.333, SLG: 0.333 (7, 1)	SH3-4			G5-3		SH1-4				1	0	0	0	0	0	0						
<b>Inning Stats</b>	R: 0 E: 1 K: 1 S: 15	H: 0 LOB: 3 BB: 2 P: 25	R: 3 E: 0 K: 0 S: 10	H: 3 LOB: 0 BB: 0 P: 18	R: 0 E: 0 K: 1 S: 5	H: 0 LOB: 0 BB: 0 P: 9	R: 0 E: 0 K: 0 S: 5	H: 0 LOB: 0 BB: 0 P: 7	R: 0 E: 0 K: 0 S: 13	H: 1 LOB: 2 BB: 1 P: 19	R: 3 E: 1 K: 0 S: 14	H: 3 LOB: 1 BB: 0 P: 21	R: 0 E: 0 K: 2 S: 11	H: 1 LOB: 2 BB: 1 P: 18	R: 0 E: 0 K: 2 S: 11	H: 1 LOB: 1 BB: 0 P: 13	R: 1 E: 0 K: 0 S: 11	H: 3 LOB: 1 BB: 0 P: 17	1B: 9 2B: 2 3B: 0 HR: 1	SF: 1 SAC: 2 DP: 0 HBP: 0	WP: 0 PB: 0 SB: 1 CS: 0	PA: 44
<b>PITCHER</b>	IP	WLS	BF	H	R	ER	SO	BB	IBB	HBP	BLK	WP	HR	S	P	ERA	WHIP					
<b>Andy Ashby, R</b> ERA: 5.4 (1, 1)	7.0	L	35	8	6	5	4	4	0	0	0	0	1	73	117	6.43	1.714					
<b>Scott Aldred, L</b> ERA: 4.97 (8, 1)	1.0		4	1	0	0	2	0	0	0	0	0	0	11	13	0.00	1.000					
<b>Carlos Reyes, R</b> ERA: 5.23 (9, 1)	1.0		5	3	1	1	0	0	0	0	0	0	0	11	17	9.00	3.000					

AB	37
R	7
H	12
RBI	6
BB	4
SO	6
LOB	19




Batter	1	2	3	4	5	6	7	8	9	AB	R	H	RBI	BB	SO	LOB	BOTTOM					
<b>Doug Glanville, R</b> OBP: 0.303, SLG: 0.347 (1, 8)	FC6-5 2B		F7		F9			G4-6-3 1B		4	0	2	0	0	0	1	<b>Cincinnati Reds @ Philadelphia Phillies</b> Veterans Stadium, Philadelphia, PA Tue May 02 2000, 7:05 PM EDT Att: 23,234 - Sunny - 66 F					
<b>Mickey Morandini, L</b> OBP: 0.329, SLG: 0.279 (1, 4)	FC6-5 G3		K			G3		G4-6-3		4	0	0	0	0	1	2						
<b>Bobby Abreu, L</b> OBP: 0.426, SLG: 0.512 (1, 9)	G3		P6			E4 BB		K		4	0	0	0	0	1	1						
<b>Scott Rolen, R</b> OBP: 0.340, SLG: 0.548 (1, 5)	K			F8		F9		K		4	0	0	0	0	2	2						
<b>Mike Lieberthal, R</b> OBP: 0.312, SLG: 0.369 (1, 2)		WP BB BB		F8			1-2 BB		P6	2	0	0	0	2	0	0						
<b>Rico Brogna, L</b> OBP: 0.278, SLG: 0.382 (1, 3)			F8		K		G3-1		BB 1B	4	0	1	0	0	1	3						
<b>Ron Gant, R</b> OBP: 0.298, SLG: 0.374 (1, 7)		F7			F7		G5-3		BB	3	0	0	0	1	0	1						
<b>Desi Relaford, S</b> OBP: 0.394, SLG: 0.265 (1, 6)		WP BB			K		G4-3		G4-3	3	0	0	0	1	1	2						
<b>Andy Ashby, R</b> OBP: 0.300, SLG: 0.125 <b>Kevin Seick, R</b> OBP: 0.190, SLG: 0.286 <b>Scott Aldred, L</b> <b>Carlos Reyes, S</b> (7, PH) (8, 1) (9, 1)	K						G5-3			1	0	0	0	1	1	2						
<b>Inning Stats</b>	R: 0 E: 0 K: 1 S: 9	H: 1 LOB: 1 BB: 0 P: 12	R: 0 E: 0 K: 1 S: 10	H: 0 LOB: 2 BB: 2 P: 21	R: 0 E: 0 K: 1 S: 13	H: 0 LOB: 0 BB: 0 P: 17	R: 0 E: 0 K: 1 S: 10	H: 0 LOB: 0 BB: 0 P: 14	R: 0 E: 0 K: 0 S: 11	H: 0 LOB: 1 BB: 1 P: 19	R: 0 E: 1 K: 0 S: 8	H: 0 LOB: 2 BB: 1 P: 16	R: 0 E: 0 K: 0 S: 8	H: 0 LOB: 0 BB: 0 P: 10	R: 0 E: 0 K: 1 S: 8	H: 1 LOB: 0 BB: 0 P: 11	R: 0 E: 0 K: 1 S: 10	H: 1 LOB: 2 BB: 1 P: 15	1B: 2 2B: 1 3B: 0 HR: 0	SF: 0 SAC: 0 DP: 1 HBP: 0	WP: 1 PB: 0 SB: 0 CS: 0	PA: 35
<b>PITCHER</b>	IP	WLS	BF	H	R	ER	SO	BB	IBB	HBP	BLK	WP	HR	S	P	ERA	WHIP					
<b>Denny Neagle, L</b> ERA: 2.61 (1, 1)	6.0	W	24	1	0	0	5	4	0	0	0	0	0	61	99	0.00	0.833					
<b>Scott Sullivan, R</b> ERA: 3.79 (7, 1)	3.0	S	11	2	0	0	2	1	0	0	0	0	0	26	36	0.00	1.000					






Batter	1	2	3	4	5	6	7	8	9	AB	R	H	RBI	BB	SO	LOB	TOP										
<b>Pokey Reese, R</b> OBP: 0.421, SLG: 0.440 (1, 4)	F9		F8			G6-3		E BB		3	0	0	0	1	0	0	<b>Cincinnati Reds @ Philadelphia Phillies</b> Veterans Stadium, Philadelphia, PA Wed May 03 2000, 7:05 PM EDT Att: 23,260 - Sunny - 71 F										
<b>Sean Casey, L</b> OBP: 0.345, SLG: 0.333 <b>Elmer Dessens, R</b> (8, 1)	F7			G4-3				E6		3	0	0	0	1	0	1											
<b>Ken Griffey Jr., L</b> OBP: 0.317, SLG: 0.420 (1, 8)	G6-3			K				G4-3		4	0	0	0	0	2	3											
<b>Dmitri Young, S</b> OBP: 0.340, SLG: 0.442 (1, 7)		K		F5				F8		4	0	1	0	0	1	0											
<b>Dante Bichette, R</b> OBP: 0.252, SLG: 0.313 (1, 9)		F2			F7			G6-3		4	0	0	0	0	1	1											
<b>Eddie Taubensee, L</b> OBP: 0.407, SLG: 0.579 (1, 2)						G1-3				4	1	3	1	0	0	1											
<b>Aaron Boone, R</b> OBP: 0.406, SLG: 0.470 (1, 5)		F2			G1-3					3	0	0	0	0	0	2											
<b>Gookie Dawkins, R</b> OBP: 0.242, SLG: 0.250 <b>Hal Morris, L</b> OBP: 0.316, SLG: 0.474 (8, PH) (8, 3)				F7		G5-3				2	0	0	0	0	0	1											
<b>Steve Paris, R</b> OBP: 0.285, SLG: 0.500 <b>Chris Slivens, R</b> OBP: 0.200, SLG: 0.556 <b>Manny Aybar, R</b> (8, 1) <b>Dennys Reyes, R</b> (7, 1) <b>Michael Tucker, L</b> OBP: 0.376, SLG: 0.529 <b>Juan Castro, R</b> OBP: 0.333, SLG: 0.633 (8, 9)				K		G5-3				1	0	0	0	0	0	1											
<b>Inning Stats</b>	R: 0 E: 0 K: 0 S: 8	H: 0 LOB: 0 BB: 0 P: 14	R: 0 E: 0 K: 1 S: 10	H: 1 LOB: 1 BB: 0 P: 14	R: 0 E: 0 K: 1 S: 6	H: 0 LOB: 0 BB: 0 P: 7	R: 0 E: 0 K: 1 S: 8	H: 0 LOB: 0 BB: 0 P: 13	R: 0 E: 0 K: 0 S: 8	H: 1 LOB: 1 BB: 0 P: 14	R: 0 E: 0 K: 1 S: 8	H: 0 LOB: 1 BB: 1 P: 15	R: 1 E: 0 K: 0 S: 6	H: 1 LOB: 0 BB: 0 P: 7	R: 1 E: 1 K: 1 S: 7	H: 0 LOB: 1 BB: 2 P: 20		R: 0 E: 0 K: 1 S: 5	H: 1 LOB: 0 BB: 0 P: 7	1B: 2 2B: 1 3B: 0 HR: 1	SF: 0 SAC: 0 DP: 2 HBP: 0	WP: 0 PB: 0 SB: 0 CS: 0	PA: 33				
<b>PITCHER</b>	IP	WLS	BF	H	R	ER	SO	BB	IBB	HBP	BLK	WP	HR	S	P	ERA	WHIP										
<b>Paul Byrd, R</b> ERA: 7.66 <b>Wayne Gomes, R</b> ERA: 1.0	(1, 1) (8, 1)	7.0 8	W 8	25 1	3 1	1 0	4 2	1 2	0 0	0 0	0 0	0 0	1 0	54 12	84 27	1.29 0.00	0.571 1.500										

AB	30
R	2
H	4
RBI	1
BB	3
SO	6
LOB	10



Batter	1	2	3	4	5	6	7	8	9	AB	R	H	RBI	BB	SO	LOB	BOTTOM										
<b>Doug Glanville, R</b> OBP: 0.304, SLG: 0.346 (1, 8)	G4-6-3		K							3	0	1	0	0	2	2	<b>Cincinnati Reds @ Philadelphia Phillies</b> Veterans Stadium, Philadelphia, PA Wed May 03 2000, 7:05 PM EDT Att: 23,260 - Sunny - 71 F										
<b>Ron Gant, R</b> OBP: 0.296, SLG: 0.368 <b>Wayne Gomes, R</b> (8, 1)	F8		F8					G6-3		4	1	1	0	0	0	4											
<b>Bobby Abreu, L</b> OBP: 0.429, SLG: 0.517 (1, 9)	G4-6-3									3	1	1	2	1	1	2											
<b>Scott Rolen, R</b> OBP: 0.345, SLG: 0.546 (1, 5)		G6-4-3								4	1	2	0	0	0	0											
<b>Rico Brogna, L</b> OBP: 0.277, SLG: 0.376 (1, 3)			E4					K		4	0	1	1	0	1	0											
<b>Mike Lieberthal, R</b> OBP: 0.309, SLG: 0.364 (1, 2)		G6-4-3		F8				G5-3		4	0	1	0	0	0	3											
<b>Mickey Morandini, L</b> OBP: 0.313, SLG: 0.268 (1, 4)		G3								3	0	0	0	0	1	3											
<b>Alex Arias, R</b> OBP: 0.194, SLG: 0.094 (1, 6)			WP							3	1	2	0	0	1	1											
<b>Paul Byrd, R</b> OBP: 0.333, SLG: 0.200 <b>Kevin Sefcik, R</b> OBP: 0.227, SLG: 0.286 (7, PH) (8, 7)			SH1-4							0	1	0	0	1	0	0											
<b>Inning Stats</b>	R: 0 E: 0 K: 0 S: 7	H: 1 LOB: 0 BB: 0 P: 13	R: 0 E: 0 K: 0 S: 10	H: 2 LOB: 1 BB: 0 P: 17	R: 0 E: 0 K: 1 S: 10	H: 1 LOB: 1 BB: 0 P: 15	R: 2 E: 0 K: 2 S: 16	H: 1 LOB: 1 BB: 1 P: 26	R: 2 E: 0 K: 1 S: 14	H: 2 LOB: 0 BB: 1 P: 25	R: 0 E: 0 K: 0 S: 9	H: 1 LOB: 0 BB: 0 P: 13	R: 1 E: 0 K: 1 S: 11	H: 1 LOB: 1 BB: 1 P: 19	R: 0 E: 0 K: 1 S: 6	H: 0 LOB: 0 BB: 0 P: 9		1B: 8 2B: 1 3B: 0 HR: 0	SF: 0 SAC: 2 DP: 3 HBP: 0	WP: 2 PB: 0 SB: 0 CS: 0	PA: 33						
<b>PITCHER</b>	IP	WLS	BF	H	R	ER	SO	BB	IBB	HBP	BLK	WP	HR	S	P	ERA	WHIP										
<b>Steve Paris, R</b> ERA: 6.21 <b>Manny Aybar, R</b> ERA: 5.75 <b>Dennys Reyes, L</b> ERA: 7.71 <b>Elmer Dessens, R</b> ERA:	(1, 1) (6, 1) (7, 1) (8, 1)	5.0 1.2 0.1 1.0	L 7 1 3	22 2 0 0	7 2 0 0	4 1 0 0	4 0 0 1	4 1 0 0	4 0 0 0	4 0 0 0	4 0 0 0	4 1 0 0	4 0 0 0	4 0 0 0	4 0 0 0	5.40 5.40 0.00 0.00	1.800 1.800 0.000 0.000										

AB	28
R	5
H	9
RBI	3
BB	3
SO	6
LOB	15





Batter	1	2	3	4	5	6	7	8	9	AB	R	H	RBI	BB	SO	LOB	TOP										
Pokey Reese, R OBP: 0.414, SLG: 0.431 Juan Castro, R OBP: 0.333, SLG: 0.667	G5-3		K		FC6-4				G3	2	0	0	0	1	1	0	<b>Cincinnati Reds @ Philadelphia Phillies</b> Veterans Stadium, Philadelphia, PA Thu May 04 2000, 3:05 PM EDT Att: 27,564 - Sunny - 74 F										
Sean Casey, L OBP: 0.333, SLG: 0.319 Hal Morris, L OBP: 0.292, SLG: 0.429	G4-3		L3			K	F7			2	0	0	0	0	0	0											
Ken Griffey Jr., L OBP: 0.320, SLG: 0.416 Michael Tucker, L OBP: 0.362, SLG: 0.500	2B		K			K			K	1	0	0	0	1	1	0											
Dmitri Young, S OBP: 0.343, SLG: 0.454 Alex Ochoa, R OBP: 0.357, SLG: 0.595	2B					1B			L4	2	0	1	0	0	1	0											
Eddie Taubensee, L OBP: 0.404, SLG: 0.570 Benito Santiago, R OBP: 0.355, SLG: 0.500	F9					1B				3	0	1	0	0	0	2											
Dante Bichette, R OBP: 0.285, SLG: 0.314 Manny Aybar, R									2B	3	0	1	0	0	1	2											
Aaron Boone, R OBP: 0.400, SLG: 0.453										3	0	0	0	1	1	1											
Gookie Dawkins, R OBP: 0.216, SLG: 0.222										4	0	0	0	0	2	2											
Pete Harnisch, S OBP: 0.143, SLG: 0.143 Elmer Dessens, R										0	0	0	0	0	0	0											
Chris Stynes, R OBP: 0.542, SLG: 0.632										1	1	1	0	1	0	0											
<b>Inning Stats</b>	R: 0 E: 0 K: 0 S: 8	H: 1 LOB: 2 BB: 1 P: 17	R: 0 E: 0 K: 0 S: 10	H: 1 LOB: 1 BB: 0 P: 15	R: 0 E: 0 K: 2 S: 8	H: 0 LOB: 0 BB: 0 P: 9	R: 0 E: 0 K: 1 S: 9	H: 0 LOB: 0 BB: 0 P: 14	R: 0 E: 0 K: 3 S: 17	H: 2 LOB: 2 BB: 1 P: 26	R: 1 E: 0 K: 0 S: 9	H: 2 LOB: 1 BB: 0 P: 13	R: 0 E: 0 K: 2 S: 12	H: 1 LOB: 1 BB: 1 P: 15	R: 0 E: 0 K: 2 S: 10	H: 0 LOB: 1 BB: 1 P: 18	1B: 4 2B: 3 3B: 0 HR: 0	SF: 0 SAC: 0 DP: 0 HBP: 0	WP: 0 PB: 0 SB: 0 CS: 0	PA: 37							
<b>PITCHER</b>	IP	WLS	BF	H	R	ER	SO	BB	IBB	HBP	BLK	WP	HR	S	P	ERA	WHIP										
Robert Person, R ERA: 3.25	7.0	W	29	6	1	1	7	2	0	0	0	0	0	70	111	1.29	1.143										
Trever Miller, L ERA: 5.73	1.0		4	1	0	0	2	0	0	0	0	0	0	12	15	0.00	1.000										
Jason Boyd, R ERA:	1.0		4	0	0	0	2	1	0	0	0	0	0	10	18	0.00	1.000										

Batter	1	2	3	4	5	6	7	8	9	AB	R	H	RBI	BB	SO	LOB	BOTTOM										
Doug Glanville, R OBP: 0.333, SLG: 0.385 Kevin Seick, R OBP: 0.217, SLG: 0.273									G1-3	5	3	5	1	0	0	0	<b>Cincinnati Reds @ Philadelphia Phillies</b> Veterans Stadium, Philadelphia, PA Thu May 04 2000, 3:05 PM EDT Att: 27,564 - Sunny - 74 F										
Rob Ducey, L OBP: 0.452, SLG: 0.640										4	2	2	3	1	0	3											
Bobby Abreu, L OBP: 0.436, SLG: 0.553										5	2	3	2	0	0	3											
Scott Rolen, R OBP: 0.354, SLG: 0.560 Alex Arias, R OBP: 0.194, SLG: 0.088										3	2	2	1	0	1	1											
Rico Brogna, L OBP: 0.286, SLG: 0.392 Brian Hunter, R OBP: 0.286, SLG: 0.462										4	1	2	1	0	1	1											
Mike Lieberthal, R OBP: 0.324, SLG: 0.419 Trever Miller, R										5	2	3	4	0	2	1											
Jason Boyd, R										0	0	0	0	0	0	0											
23 Kevin Jordan, R OBP: 0.195, SLG: 0.225										5	2	2	0	0	0	2											
Desi Relaford, S OBP: 0.394, SLG: 0.278										5	0	2	2	0	0	1											
Robert Person, R OBP: 0.154, SLG: 0.231 Tom Prince, R OBP: 0.182, SLG: 0.100										4	0	0	0	0	3	3											
<b>Inning Stats</b>	R: 6 E: 0 K: 2 S: 31	H: 8 LOB: 2 BB: 0 P: 46	R: 2 E: 0 K: 0 S: 7	H: 4 LOB: 1 BB: 0 P: 10	R: 1 E: 0 K: 2 S: 13	H: 2 LOB: 1 BB: 0 P: 19	R: 0 E: 0 K: 1 S: 6	H: 0 LOB: 0 BB: 0 P: 7	R: 2 E: 0 K: 1 S: 11	H: 2 LOB: 3 BB: 1 P: 40	R: 3 E: 0 K: 0 S: 20	H: 5 LOB: 3 BB: 1 P: 40	R: 0 E: 0 K: 1 S: 11	H: 0 LOB: 0 BB: 1 P: 18	R: 0 E: 0 K: 0 S: 7	H: 0 LOB: 0 BB: 0 P: 11	1B: 11 2B: 8 3B: 0 HR: 2	SF: 0 SAC: 0 DP: 0 HBP: 0	WP: 2 PB: 0 SB: 0 CS: 0	PA: 46							
<b>PITCHER</b>	IP	WLS	BF	H	R	ER	SO	BB	IBB	HBP	BLK	WP	HR	S	P	ERA	WHIP										
Pete Harnisch, R ERA: 9.95	0.1	L	7	6	6	6	1	0	0	0	0	0	0	22	32	162.00	18.000										
Elmer Dessens, R ERA: 9.82	5.0		28	14	8	8	5	0	0	0	0	1	1	59	87	14.40	2.800										
Manny Aybar, R ERA: 5.09	2.2		11	1	0	0	1	2	0	0	0	0	0	25	46	0.00	1.125										




Batter	1	2	3	4	5	6	7	8	9	AB	R	H	RBI	BB	SO	LOB	TOP					
Fernando Vina, L OBP: 0.397, SLG: 0.425	G4-3		F8		F8				F3	4	0	0	0	0	0	2	<b>St. Louis Cardinals @ Cincinnati Reds</b> Cinergy Field, Cincinnati, OH Fri May 05 2000, 7:05 PM EDT Att: 42,126 - Sunny - 77 F					
Edgar Renteria, R OBP: 0.321, SLG: 0.470	F9		15 CS 1B		F9		HBP K			4	0	1	0	0	1	1						
15 Jim Edmonds, L OBP: 0.538, SLG: 0.864	1B		CS	HR				G3		3	1	2	1	1	0	0						
Mark McGwire, R OBP: 0.494, SLG: 0.903	P4			HR				G4-3		3	1	1	1	1	0	1						
Ray Lankford, L OBP: 0.297, SLG: 0.420			K	G5-3				K		4	0	0	0	0	3	2						
Craig Paquette, R OBP: 0.325, SLG: 0.486																						
J.D. Drew, L OBP: 0.462, SLG: 0.596																						
Mike Matheny, R OBP: 0.375, SLG: 0.421																						
Thomas Howard, S OBP: 0.357, SLG: 0.760																						
Eli Marrero, R OBP: 0.343, SLG: 0.643																						
Andy Benes, R OBP: 0.167, SLG: 0.167																						
Eric Davis, R OBP: 0.358, SLG: 0.491																						
Heathcliff Slocumb, R OBP: 0.343, SLG: 0.643																						
Mike Mohler, R OBP: 1.000, SLG: 1.000																						
Larry Sutton, L OBP: 0.343, SLG: 0.643																						
<b>Inning Stats</b>	R: 0 E: 0 K: 0 S: 7	H: 1 LOB: 1 BB: 0 P: 10	R: 0 E: 0 K: 1 S: 10	H: 1 LOB: 1 BB: 0 P: 13	R: 0 E: 0 K: 0 S: 7	H: 1 LOB: 0 BB: 0 P: 11	R: 2 E: 0 K: 1 S: 14	H: 2 LOB: 1 BB: 1 P: 23	R: 0 E: 0 K: 0 S: 6	H: 0 LOB: 0 BB: 2 P: 12	R: 0 E: 0 K: 1 S: 11	H: 0 LOB: 2 BB: 2 P: 22	R: 0 E: 0 K: 2 S: 8	H: 0 LOB: 1 BB: 0 P: 15	R: 0 E: 0 K: 1 S: 9	H: 0 LOB: 0 BB: 0 P: 15	R: 0 E: 0 K: 1 S: 13	H: 2 LOB: 2 BB: 0 P: 16	1B: 4 2B: 1 3B: 0 HR: 2	SF: 0 SAC: 0 DP: 0 HBP: 1	WP: 0 PB: 0 SB: 0 CS: 1	PA: 38
<b>PITCHER</b>	IP WLS BF H R ER SO BB IBB HBP BLK WP HR S P ERA WHIP																					
Ron Villone, L ERA: 4.75	(1, 1) 6.2 W 28 5 2 2 4 3 0 1 0 0 2 60 102 2.70 1.200																					
Scott Williamson, R ERA: 2.53	(7, 1) 2.1 S 9 2 0 0 3 0 0 0 0 0 0 25 35 0.00 0.857																					

AB	33
R	2
H	7
RBI	2
BB	3
SO	7
LOB	16



Batter	1	2	3	4	5	6	7	8	9	AB	R	H	RBI	BB	SO	LOB	BOTTOM			
Pokey Reese, R OBP: 0.408, SLG: 0.429	1B		F9		SF8		G5-3			3	1	1	1	0	0	1	<b>St. Louis Cardinals @ Cincinnati Reds</b> Cinergy Field, Cincinnati, OH Fri May 05 2000, 7:05 PM EDT Att: 42,126 - Sunny - 77 F			
Sean Casey, L OBP: 0.344, SLG: 0.320	1B		F8		G3					3	0	1	0	1	0	0				
Ken Griffey Jr., L OBP: 0.326, SLG: 0.448	G4-6-3 1B		F7				HR			4	1	2	2	0	1	1				
Dmitri Young, S OBP: 0.339, SLG: 0.446	F5						F8			4	0	1	0	0	1	3				
Alex Ochoa, R OBP: 0.397, SLG: 0.595										0	0	0	0	0	0	0				
Eddie Taubensee, L OBP: 0.387, SLG: 0.542	G4-6-3		G4-6-3		G4-3		G4-3			4	0	0	0	0	1	4				
Dante Bichette, R OBP: 0.285, SLG: 0.324							F7			3	0	2	0	0	0	0				
Scott Williamson, R ERA: 2.53										0	0	0	0	0	0	0				
Aaron Boone, R OBP: 0.389, SLG: 0.438	F9									3	0	0	0	0	0	2				
Juan Castro, R OBP: 0.333, SLG: 0.667	FC6-4									3	1	1	0	0	0	1				
Ron Villone, L OBP: 0.222, SLG: 0.222	F8									1	0	0	0	0	0	1				
Michael Tucker, L OBP: 0.375, SLG: 0.500										0	0	0	0	0	0	0				
<b>Inning Stats</b>	R: 1 E: 0 K: 0 S: 8	H: 3 LOB: 1 BB: 0 P: 16	R: 0 E: 0 K: 0 S: 7	H: 1 LOB: 1 BB: 0 P: 11	R: 0 E: 0 K: 0 S: 4	H: 0 LOB: 0 BB: 0 P: 8	R: 0 E: 0 K: 0 S: 5	H: 2 LOB: 1 BB: 0 P: 8	R: 1 E: 0 K: 0 S: 8	H: 1 LOB: 0 BB: 0 P: 14	R: 1 E: 0 K: 0 S: 9	H: 1 LOB: 0 BB: 0 P: 15	R: 0 E: 0 K: 3 S: 9	H: 0 LOB: 1 BB: 1 P: 17	R: 0 E: 0 K: 3 S: 9	H: 0 LOB: 1 BB: 1 P: 17	1B: 6 2B: 1 3B: 0 HR: 1	SF: 1 SAC: 1 DP: 2 HBP: 1	WP: 1 PB: 0 SB: 1 CS: 0	PA: 32
<b>PITCHER</b>	IP WLS BF H R ER SO BB IBB HBP BLK WP HR S P ERA WHIP																			
Andy Benes, R ERA: 4.41	(1, 1) 6.0 L 24 4 0 0 0 0 0 0 0 0 0 0 0 0 0 0 4.50 1.333																			
Heathcliff Slocumb, R ERA: 4.08	(7, 1) 1.0 4 0 0 0 0 0 0 0 1 0 0 0 8 11 0.00 0.000																			
Mike Mohler, L ERA: 8.79	(8, 1) 1.0 4 0 0 0 0 3 1 0 0 0 1 0 9 17 0.00 1.000																			

AB	28
R	3
H	8
RBI	3
BB	1
SO	3
LOB	13













Batter	1	2	3	4	5	6	7	8	9	AB	R	H	RBI	BB	SO	LOB	TOP					
<b>Al Martin, L</b> OBP: 0.382, SLG: 0.511 (1, 7)										5	0	2	0	0	0	3	<b>San Diego Padres @ Cincinnati Reds</b> Cinergy Field, Cincinnati, OH Tue May 09 2000, 7:05 PM EDT Att: 22,435 - Cloudy - 82 F					
<b>Damian Jackson, R</b> OBP: 0.388, SLG: 0.487 (1, 6)										4	0	0	0	0	1	2						
<b>Ryan Klesko, L</b> OBP: 0.360, SLG: 0.549 (1, 3)										4	0	2	0	0	0	1						
<b>Phil Nevin, R</b> OBP: 0.361, SLG: 0.567 (1, 5)										4	0	0	0	0	0	4						
<b>Eric Owens, R</b> OBP: 0.402, SLG: 0.431 (1, 9)										4	0	2	0	0	0	0						
<b>Bret Boone, R</b> OBP: 0.323, SLG: 0.387 (1, 4)										4	0	1	0	0	1	2						
<b>Carlos Hernandez, R</b> OBP: 0.317, SLG: 0.302 (1, 2)										4	0	0	0	0	1	2						
<b>Ruben Rivera, R</b> OBP: 0.265, SLG: 0.400 (1, 8)										2	0	1	0	2	1	1						
<b>Brian Meadows, R</b> OBP: 0.133, SLG: 0.133 (6, 1)										2	0	0	0	0	0	2						
<b>Kevin Walker, L</b> OBP: 0.209, SLG: 0.500 (6, 1)										0	0	0	0	0	0	0						
<b>Dave Mendenhall, R</b> OBP: 0.277, SLG: 0.111 (7, 1)										1	0	0	0	0	0	1						
<b>Donnie Wall, R</b> OBP: 0.277, SLG: 0.111 (7, 1)										0	0	0	0	0	0	0						
<b>Carlos Almanzar, R</b> OBP: 0.277, SLG: 0.111 (8, 1)										0	0	0	0	0	0	0						
<b>Ed Sprague, R</b> OBP: 0.392, SLG: 0.872 (8, 1)										0	0	0	0	1	0	0						
<b>Inning Stats</b>	R: 0 E: 0 K: 0 S: 5	H: 2 LOB: 1 BB: 0 P: 8	R: 0 E: 1 K: 1 S: 15	H: 0 LOB: 2 BB: 1 P: 26	R: 0 E: 0 K: 1 S: 9	H: 1 LOB: 1 BB: 0 P: 13	R: 0 E: 0 K: 1 S: 12	H: 1 LOB: 1 BB: 0 P: 19	R: 0 E: 0 K: 0 S: 7	H: 0 LOB: 0 BB: 0 P: 12	R: 0 E: 0 K: 0 S: 9	H: 1 LOB: 1 BB: 0 P: 14	R: 0 E: 0 K: 1 S: 9	H: 1 LOB: 0 BB: 0 P: 14	R: 0 E: 0 K: 0 S: 5	H: 1 LOB: 1 BB: 0 P: 7	R: 0 E: 0 K: 0 S: 9	H: 1 LOB: 3 BB: 2 P: 22	1B: 6 2B: 2 3B: 0 HR: 0	SF: 0 SAC: 0 DP: 2 HBP: 0	WP: 0 PB: 0 SB: 1 CS: 0	PA: 37
<b>PITCHER</b>	IP	WLS	BF	H	R	ER	SO	BB	IBB	HBP	BLK	WP	HR	S	P	ERA	WHIP					
<b>Steve Paris, R</b> ERA: 5.14 (1, 1)	6.0	W	24	5	0	0	3	1	0	0	0	0	0	57	92	0.00	1.000					
<b>Scott Williamson, R</b> ERA: 2.22 (7, 1)	1.0	H	3	1	0	0	1	0	0	0	0	0	0	9	14	0.00	1.000					
<b>Danny Graves, R</b> ERA: 1.29 (8, 1)	2.0	S	10	2	0	0	0	2	0	0	0	0	0	14	29	0.00	2.000					

AB 34  
R 0  
H 8  
RBI 0  
BB 3  
SO 4  
LOB 18



Batter	1	2	3	4	5	6	7	8	9	AB	R	H	RBI	BB	SO	LOB	BOTTOM				
<b>Pokey Reese, R</b> OBP: 0.403, SLG: 0.405 (1, 4)										3	0	1	0	1	0	4	<b>San Diego Padres @ Cincinnati Reds</b> Cinergy Field, Cincinnati, OH Tue May 09 2000, 7:05 PM EDT Att: 22,435 - Cloudy - 82 F				
<b>Sean Casey, L</b> OBP: 0.338, SLG: 0.305 (1, 3)										5	0	2	0	0	0	5					
<b>Ken Griffey Jr., L</b> OBP: 0.333, SLG: 0.465 (1, 8)										2	0	0	0	2	0	3					
<b>Dante Bichette, R</b> OBP: 0.280, SLG: 0.357 (1, 9)										4	0	1	0	0	0	6					
<b>Eddie Taubensee, L</b> OBP: 0.396, SLG: 0.517 (1, 2)										2	1	0	0	2	0	2					
<b>Michael Tucker, L</b> OBP: 0.352, SLG: 0.452 (1, 7)										4	0	1	0	0	0	5					
<b>Aaron Boone, R</b> OBP: 0.375, SLG: 0.430 (1, 5)										4	1	2	0	0	1	2					
<b>Gookie Dawkins, R</b> OBP: 0.256, SLG: 0.268 (1, 6)										1	0	0	0	1	0	0					
<b>Hai Morris, L</b> OBP: 0.333, SLG: 0.455 (6, PH)										0	0	0	0	1	0	0					
<b>Juan Castro, R</b> OBP: 0.313, SLG: 0.625 (7, 6)										1	0	0	0	0	0	0					
<b>Steve Paris, R</b> OBP: 0.200, SLG: 0.444 (1, 1)										1	0	0	1	0	0	0					
<b>Alex Ochoa, R</b> OBP: 0.375, SLG: 0.585 (6, PH)										1	0	0	0	0	0	3					
<b>Scott Williamson, R</b> ERA: 2.81 (7, 1)										0	0	0	0	0	0	0					
<b>Danny Graves, R</b> ERA: 4.66 (8, 1)										1	0	0	0	0	0	0					
<b>Inning Stats</b>	R: 0 E: 0 K: 0 S: 9	H: 0 LOB: 1 BB: 1 P: 18	R: 0 E: 0 K: 0 S: 11	H: 1 LOB: 2 BB: 2 P: 23	R: 0 E: 1 K: 1 S: 6	H: 1 LOB: 2 BB: 1 P: 13	R: 0 E: 0 K: 1 S: 9	H: 0 LOB: 0 BB: 0 P: 13	R: 0 E: 0 K: 0 S: 8	H: 0 LOB: 1 BB: 1 P: 14	R: 1 E: 1 K: 0 S: 15	H: 2 LOB: 3 BB: 1 P: 25	R: 0 E: 0 K: 0 S: 8	H: 1 LOB: 2 BB: 1 P: 14	R: 0 E: 0 K: 0 S: 7	H: 1 LOB: 1 BB: 0 P: 10	1B: 4 2B: 3 3B: 0 HR: 0	SF: 1 SAC: 0 DP: 3 HBP: 1	WP: 0 PB: 0 SB: 2 CS: 0	PA: 38	
<b>PITCHER</b>	IP	WLS	BF	H	R	ER	SO	BB	IBB	HBP	BLK	WP	HR	S	P	ERA	WHIP				
<b>Brian Meadows, R</b> ERA: 4.23 (1, 1)	5.2	L	28	5	2	1	1	3	3	1	0	0	0	4	7	0.00	0.000				
<b>Kevin Walker, L</b> ERA: 7.45 (6, 1)	0.1		1	0	0	0	0	0	0	0	0	0	0	4	7	0.00	0.000				
<b>Donnie Wall, R</b> ERA: 2.81 (7, 1)	1.0		5	1	0	0	0	1	0	0	0	0	0	8	14	0.00	2.000				
<b>Carlos Almanzar, R</b> ERA: 4.66 (8, 1)	1.0		4	1	0	0	0	0	0	0	0	0	0	7	10	0.00	1.000				

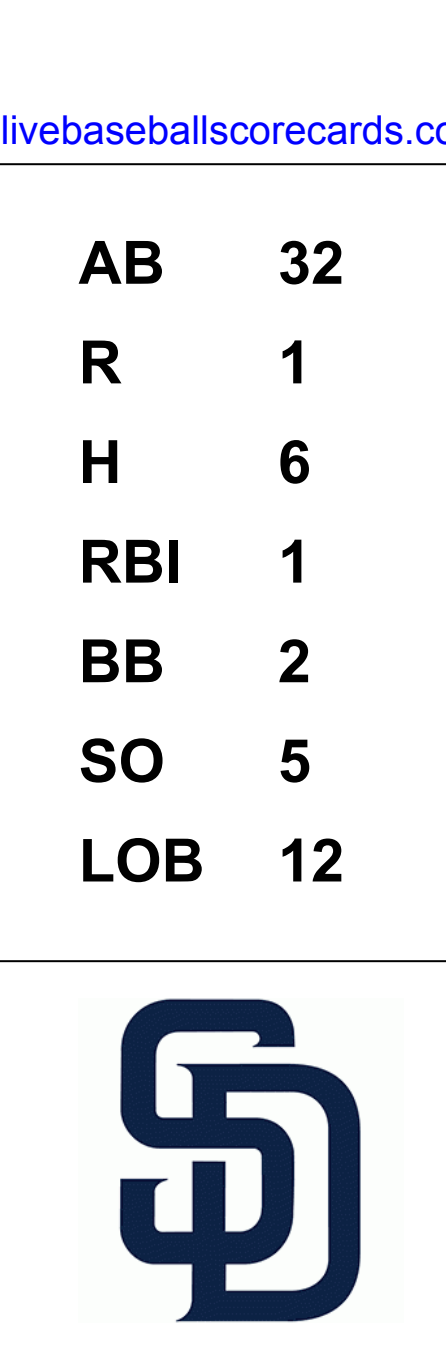
AB 29  
R 2  
H 7  
RBI 1  
BB 7  
SO 1  
LOB 30





Batter	1	2	3	4	5	6	7	8	9	AB	R	H	RBI	BB	SO	LOB	TOP										
Eric Owens, R OBP: 0.404, SLG: 0.457 (1, 9)	F8		G6-4-3 1B			HR		G4-3		4	1	2	1	0	0	0	<b>San Diego Padres @ Cincinnati Reds</b> Cinergy Field, Cincinnati, OH Wed May 10 2000, 7:05 PM EDT Att: 27,797 - Cloudy - 69 F										
Ruben Rivera, R OBP: 0.263, SLG: 0.382 (1, 8)	F9		G6-4-3 1-2			1B		K		4	0	1	0	0	1	2											
Phil Nevin, R OBP: 0.358, SLG: 0.553 Trevor Hoffman, R (8, 1)	BB			K		K		G3-1		3	0	0	0	1	2	1											
Ed Sprague, R OBP: 0.364, SLG: 0.804 (8, 5)	F9			F7		FC6-4			K	4	0	0	0	0	1	2											
Bret Boone, R OBP: 0.321, SLG: 0.383 (1, 4)	F9			L8		BB			K	4	0	1	0	0	1	0											
Wiki Gonzalez, R OBP: 0.344, SLG: 0.386 (1, 2)	F9				F9		F9		1B	4	0	1	0	0	0	1											
John Roskos, R OBP: 0.087, SLG: 0.087 Rodney Myers, R Al Martin, L OBP: 0.379, SLG: 0.507 (8, 7)	F8			G4-3		1-2		G6-3		2	0	0	0	1	0	0											
Chris Gomez, R OBP: 0.435, SLG: 0.278 Ryan Klesko, L OBP: 0.357, SLG: 0.544 (7, PH) (8, 3)			1B		G4-3		F7			2	0	1	0	0	0	0											
Sterling Hitchcock, L Dave Magadan, L Damian Jackson, R OBP: 0.385, SLG: 0.483 (7, PH) (7, PH) (7, 6)			F2			G5-3		P6		2	0	0	0	0	0	1											
										1	0	0	0	0	0	2											
<b>Inning Stats</b>	R: 0 E: 0 K: 0 S: 10	H: 0 LOB: 1 BB: 1 P: 20	R: 0 E: 0 K: 0 S: 12	H: 0 LOB: 0 BB: 0 P: 18	R: 0 E: 0 K: 0 S: 7	H: 2 LOB: 1 BB: 0 P: 11	R: 0 E: 0 K: 1 S: 6	H: 0 LOB: 0 BB: 0 P: 13	R: 0 E: 0 K: 0 S: 5	H: 0 LOB: 0 BB: 0 P: 8	R: 1 E: 0 K: 1 S: 16	H: 2 LOB: 1 BB: 0 P: 22	R: 0 E: 0 K: 0 S: 8	H: 1 LOB: 2 BB: 1 P: 17	R: 0 E: 0 K: 1 S: 8	H: 0 LOB: 0 BB: 0 P: 16	R: 0 E: 0 K: 2 S: 14	H: 1 LOB: 1 BB: 0 P: 19	1B: 5 2B: 0 3B: 0 HR: 1	SF: 0 SAC: 0 DP: 1 HBP: 0	WP: 0 PB: 0 SB: 0 CS: 0	PA: 34					
<b>PITCHER</b>	IP	WLS	BF	H	R	ER	SO	BB	IBB	HBP	BLK	WP	HR	S	P	ERA	WHIP										
Ron Villone, L ERA: 4.19 Scott Sullivan, R ERA: 3.54 Dennys Reyes, L ERA: 7.04 Scott Williamson, R ERA: 2.05 (1, 1) (7, 1) (7, 1) (8, 1)	6.1	W	25	5	1	1	2	2	0	0	0	0	1	61	104	1.42	1.105										

Batter	1	2	3	4	5	6	7	8	9	AB	R	H	RBI	BB	SO	LOB	BOTTOM										
Pokey Reese, R OBP: 0.399, SLG: 0.417 (1, 4)	1B	F9			F9		K			4	1	1	0	0	1	1	<b>San Diego Padres @ Cincinnati Reds</b> Cinergy Field, Cincinnati, OH Wed May 10 2000, 7:05 PM EDT Att: 27,797 - Cloudy - 69 F										
Alex Ochoa, R OBP: 0.385, SLG: 0.578 (1, 7)	G5-4-3 1B		K		K			HR		4	1	2	1	0	2	0											
Ken Griffey Jr., L OBP: 0.345, SLG: 0.466 (1, 8)	G5-4-3 1B		K		BB			HR	BB	2	1	1	0	2	1	0											
Dante Bichette, R OBP: 0.279, SLG: 0.378 Michael Tucker, L OBP: 0.352, SLG: 0.452 (1, 9) (9, 9)	G5-4-3		K		F9			HR		4	1	1	3	0	1	3											
Sean Casey, L OBP: 0.333, SLG: 0.290 (1, 3)	K			WP	G4-3			K		3	0	0	0	1	2	1											
Aaron Boone, R OBP: 0.371, SLG: 0.423 (1, 5)		G5-3		FC5-2	BB		F8		F9	4	0	1	0	0	0	0											
Benito Santiago, R OBP: 0.333, SLG: 0.474 (1, 2)		G4-3	2B		L7		G6-3		F8	4	1	1	0	0	0	2											
Juan Castro, R OBP: 0.263, SLG: 0.526 (1, 6)		G4-3		FC5-2	1B			F7		3	0	0	0	0	0	3											
Ron Villone, L ERA: 4.99 Scott Sullivan, R ERA: 0.333 Dennys Reyes, R Hal Morris, L OBP: 0.321, SLG: 0.435 Scott Williamson, R (1, 1) (7, 1) (7, 1) (8, 1)		WP		K				K		2	0	1	1	0	1	2											
										0	0	0	0	0	0	0											
<b>Inning Stats</b>	R: 1 E: 0 K: 1 S: 9	H: 3 LOB: 1 BB: 0 P: 16	R: 1 E: 0 K: 0 S: 9	H: 2 LOB: 1 BB: 0 P: 14	R: 0 E: 0 K: 3 S: 10	H: 0 LOB: 0 BB: 0 P: 16	R: 0 E: 0 K: 1 S: 12	H: 1 LOB: 2 BB: 1 P: 23	R: 0 E: 0 K: 0 S: 8	H: 0 LOB: 0 BB: 0 P: 14	R: 0 E: 0 K: 2 S: 9	H: 0 LOB: 0 BB: 0 P: 11	R: 3 E: 0 K: 1 S: 14	H: 2 LOB: 0 BB: 1 P: 20	1B: 4 2B: 2 3B: 1 HR: 1	SF: 0 SAC: 0 DP: 1 HBP: 0	WP: 2 PB: 1 SB: 0 CS: 0	PA: 34									
<b>PITCHER</b>	IP	WLS	BF	H	R	ER	SO	BB	IBB	HBP	BLK	WP	HR	S	P	ERA	WHIP										
Sterling Hitchcock, L ERA: 4.99 Rodney Myers, R Trevor Hoffman, R ERA: 2.84 (1, 1) (7, 1) (8, 1)	6.0	L	25	6	2	2	6	2	0	0	0	0	0	9	11	0.00	0.000										









Batter	1	2	3	4	5	6	7	8	9	10	11	AB R H RBI BB SO LOB	TOP							
<b>Pokey Reese, R</b> OBP: 0.403, SLG: 0.438 (1, 4)	4-1 BB		3-2 F8		4-0 G3 BB		0-0 F8		3-3 K		0-0 HR	4 1 1 3 2 1 2	<b>Cincinnati Reds @ Houston Astros</b> Enron Field, Houston, TX Fri May 12 2000, 8:05 PM EDT Att: 42,043 - Cloudy - 85 F							
<b>Dmitri Young, S</b> OBP: 0.397, SLG: 0.432 <b>Danny Graves, R</b> OBP: 0.500, SLG: 2.000 (9, 1)	2-3 K		0-1 1B		0-2 G3		0-1 1B		0-2 F9		2-H 3-H 1-0 HR	5 0 2 1 0 1 4 1 1 1 1 1 0 0 0								
<b>Ken Griffey Jr., L</b> OBP: 0.340, SLG: 0.464 (1, 8)	2-3 K		0-2 F8		4-0 1B		1-2 P6		1-2 P6		2-1 G1-3	5 0 0 0 1 1 3								
<b>Eddie Taubensee, L</b> OBP: 0.384, SLG: 0.490 (1, 2)	2-3 K				1-0 F7		0-3 K		2-3 K		0-2 F8	6 0 1 0 0 3 4								
<b>Dante Bichette, R</b> OBP: 0.286, SLG: 0.386 (1, 9)			0-2 F5		2-2 F9		1-3 K		2-1 G6-3		0-0 F3	5 0 0 0 1 1 1								
<b>Sean Casey, L</b> OBP: 0.329, SLG: 0.347 (1, 3)			2-2 G4-3		3-1 2B		0-3 K		0-0 G3		1-1 L7	5 0 1 0 0 1 1								
<b>Aaron Boone, R</b> OBP: 0.388, SLG: 0.496 (1, 5)			0-0 F7		3-2 P3		0-1 HR		2-2 2B		4-0 SH1-4 BB HR BB	4 3 2 1 1 0 1								
<b>Juan Castro, R</b> OBP: 0.269, SLG: 0.440 <b>Alex Ochoa, R</b> OBP: 0.407, SLG: 0.609 (9, PH) (9, 7)			4-2 SH1-4 BB		0-2 G1-3		0-0 G5-3		2-1 G6-3		4-0 SH1-4 BB HR BB	2 1 0 0 1 0 0 1 1 1 1 1 1 0 0								
<b>Denny Neagle, L</b> ERA: 3.07 <b>Scott Sullivan, R</b> ERA: 3.27 <b>Michael Lumb, L</b> ERA: 3.33 <b>Scott Williamson, R</b> ERA: 1.91 <b>Chris Stynes, R</b> ERA: 1.91 <b>Gookes Dawkins, R</b> ERA: 0.258, SLG: 0.358 (1, 1) (6, 1) (7, PH) (7, 1) (8, PH) (8, 6)			0-1 SH1-4		0-0 G3 BB		2-0 F8		2-1 G6-3		1-1 SH1-4	1 0 1 0 0 0 0 0 0 0 0 0 0 0 0 1 0 0 0 0 0 0 0 0 0 0 0 0 0 0 0 1 0 0 0 0 0 0 1 0 0 0 0 0 0 0 0								
<b>Inning Stats</b>	R: 0 E: 0 K: 3 S: 10	H: 0 LOB: 1 BB: 1 P: 20	R: 0 E: 0 K: 0 S: 7	H: 0 LOB: 0 BB: 0 P: 9	R: 1 E: 0 K: 0 S: 18	H: 1 LOB: 1 BB: 1 P: 25	R: 0 E: 0 K: 1 S: 12	H: 1 LOB: 3 BB: 2 P: 21	R: 0 E: 0 K: 2 S: 10	H: 0 LOB: 0 BB: 0 P: 11	R: 0 E: 0 K: 1 S: 6	H: 2 LOB: 1 BB: 0 P: 24		R: 0 E: 0 K: 0 S: 8	H: 0 LOB: 1 BB: 1 P: 15	R: 4 E: 0 K: 0 S: 9	H: 3 LOB: 1 BB: 2 P: 21	1B: 4 2B: 3 3B: 0 HR: 3	SF: 0 SAC: 2 DP: 0 HBP: 0	WP: 0 PB: 0 SB: 1 CS: 0
<b>PITCHER</b>	IP ERA WLS BF H R ER SO BB IBB HBP BLK WP HR S P ERA WHIP	IP ERA WLS BF H R ER SO BB IBB HBP BLK WP HR S P ERA WHIP																		
<b>Octavio Detel, R</b> ERA: 5.36 (1, 1)	6.0	1.2	6	1	0	0	1	0	0	0	0	0	0	0	13	20	0.00	0.600		
<b>Jose Cabrera, R</b> ERA: 5.29 (7, 1)	1.2	H	6	1	0	0	1	0	0	0	0	0	0	0	16	25	6.75	1.500		
<b>Billy Wagner, L</b> ERA: 2.4 (8, 1)	1.1	B	6	2	1	1	1	0	0	0	0	0	0	0	8	15	0.00	1.000		
<b>Jay Powell, R</b> ERA: 2.95 (10, 1)	1.0	L	4	0	0	0	0	1	0	0	0	0	0	0	8	15	0.00	1.000		
<b>Mike Maddux, R</b> ERA: 6.05 (11, 1)	0.1	L	5	2	4	4	0	2	0	0	0	0	0	2	4	14	108.00	12.000		
<b>PITCHER</b>	IP ERA WLS BF H R ER SO BB IBB HBP BLK WP HR S P ERA WHIP	IP ERA WLS BF H R ER SO BB IBB HBP BLK WP HR S P ERA WHIP																		
<b>Yorkis Perez, L</b> ERA: 6.75 (11, 1)	0.2	0.2	3	1	0	0	0	0	0	0	0	0	0	0	0	0	0.00	1.500		

AB	41
R	7
H	10
RBI	7
BB	7
SO	8
LOB	17



Batter	1	2	3	4	5	6	7	8	9	10	11	AB R H RBI BB SO LOB	BOTTOM									
<b>Roger Cedeno, S</b> OBP: 0.364, SLG: 0.359 (1, 9)	2-2 CS 1B	0-1 S 1B			2-2 E S SF9 1B		2-1 G4-3		2-1 G3-1 S 1B		0-0 1B	6 1 5 2 0 0 0	<b>Cincinnati Reds @ Houston Astros</b> Enron Field, Houston, TX Fri May 12 2000, 8:05 PM EDT Att: 42,043 - Cloudy - 85 F									
<b>Craig Biggio, R</b> OBP: 0.413, SLG: 0.358 (1, 4)	3-3 K	2-2 G6-3			3-2 SF9		1-3 K		2-0 G3-1		0-0 P1	5 0 0 1 0 2 4										
<b>5 Jeff Bagwell, R</b> OBP: 0.436, SLG: 0.605 (1, 3)	4-0 BB				3-2 F8		3-3 K		4-2 FC6 BB			3 0 0 0 2 1 0										
<b>Ken Caminiti, S</b> OBP: 0.451, SLG: 0.609 (1, 5)	4-2 BB				1-0 P3		2-1 G5-3		2-1 FC6			4 0 0 0 1 1 2										
<b>Richard Hidalgo, R</b> OBP: 0.400, SLG: 0.602 (1, 8)	3-3 K				3-3 K		4-0 FC1-5 BB		4-2 CS BB		3-1 F7	3 0 0 0 2 2 2										
<b>Matt Mieske, R</b> OBP: 0.259, SLG: 0.304 <b>Tim Bogar, R</b> OBP: 0.239, SLG: 0.224 (1, 7) (9, 6)		4-0 E WP 1B BB			1-1 F8		1-1 E5 FC1-5		1-0 SAFE 3B		1-0 G5-3	3 1 1 0 1 0 1 1 0 0 0 0 0 0										
<b>Tony Eusebio, R</b> OBP: 0.299, SLG: 0.214 <b>Mike Maddux, L</b> <b>Yorkis Perez, L</b> (1, 1) (11, 1)		2-2 E8 1B 1B			1-3 K		0-0 FC1-5		4-0 IBB		2-3 K	4 1 1 0 1 2 2 0 0 0 0 0 0 0 0 0 0 0 0 0 0										
<b>Russ Johnson, R</b> OBP: 0.212, SLG: 0.188 <b>Jose Cabrera, R</b> <b>Billy Wagner, L</b> <b>Jay Powell, R</b> <b>Mitch Meluskey, S</b> OBP: 0.378, SLG: 0.577 (1, 6) (7, 1) (8, 1) (10, 1) (11, 2)		3-1 F3			1-0 FC6-4 1B		1-3 K		1-3 K		1-0 G6-4-3 1B	3 0 1 0 0 1 4 0 0 0 0 0 0 0 1 0 0 0 0 0 0 1 0 1 0 0 0 0										
<b>Octavio Detel, R</b> <b>Bill Spiers, L</b> (1, 1) (6, PH) (7, 6) (9, 7)		0-3 K			0-1 FC6-4		1-2 F3		2-1 G4-3		0-1 G6-4-3	2 0 0 0 0 1 3 3 0 0 0 0 0 3										
<b>Inning Stats</b>	R: 0 E: 0 K: 2 S: 16	H: 1 LOB: 2 BB: 2 P: 32	R: 2 E: 1 K: 1 S: 13	H: 2 LOB: 1 BB: 1 P: 24	R: 0 E: 0 K: 1 S: 9	H: 0 LOB: 0 BB: 0 P: 15	R: 0 E: 0 K: 1 S: 9	H: 1 LOB: 1 BB: 0 P: 12	R: 0 E: 1 K: 1 S: 12	H: 0 LOB: 2 BB: 1 P: 19	R: 0 E: 0 K: 2 S: 8	H: 0 LOB: 0 BB: 0 P: 14		R: 0 E: 0 K: 2 S: 9	H: 1 LOB: 2 BB: 2 P: 20	R: 0 E: 0 K: 1 S: 6	H: 0 LOB: 0 BB: 0 P: 12	R: 0 E: 0 K: 0 S: 5	H: 2 LOB: 1 BB: 0 P: 6	1B: 8 2B: 1 3B: 1 HR: 0	SF: 1 SAC: 0 DP: 2 HBP: 0	WP: 1 PB: 0 SB: 3 CS: 2
<b>PITCHER</b>	IP ERA WLS BF H R ER SO BB IBB HBP BLK WP HR S P ERA WHIP	IP ERA WLS BF H R ER SO BB IBB HBP BLK WP HR S P ERA WHIP																				
<b>Denny Neagle, L</b> ERA: 3.07 (6, 1)	1.0	3	0	0	0	1	0	0	0	0	0	0	0	10	12	0.00	0.000					
<b>Scott Sullivan, R</b> ERA: 3.27 (7, 1)	2.0	8	1	0	0	4	1	1	0	0	0	0	0	17	34	0.00	1.000					
<b>Danny Graves, R</b> ERA: 1.08 (9, 1)	3.0	W	12	3	0	0	1	1	0	0	0	0	0	20	39	0.00	1.333					

AB	39
R	3
H	9
RBI	3
BB	7
SO	11
LOB	23





Batter	1	2	3	4	5	6	7	8	9	AB	R	H	RBI	BB	SO	LOB	TOP										
<b>Pokey Reese, R</b> (1,4) OBP: 0.408, SLG: 0.444	0-1 1B		1-1 F8			1-2 E 2B 1B		2-2 HR 1B	2-3 K	5	2	3	0	0	1	0	<b>Cincinnati Reds @ Houston Astros</b> Enron Field, Houston, TX Sat May 13 2000, 3:05 PM EDT Att: 42,280 - Overcast - 82 F										
<b>Michael Tucker, L</b> (1,9) OBP: 0.350, SLG: 0.500	1-0 L9		1-3 K			1-0 F8		1-0 HR 1B	4-2 HR BB	4	1	1	2	0	1	2											
<b>Dante Bichette, R</b> (9,PH) OBP: 0.291, SLG: 0.386								1-H HR	HR	0	1	0	0	1	0	0											
<b>Ken Griffey Jr., L</b> (1,8) OBP: 0.354, SLG: 0.527	1-2 F8			1-0 HBP		3-1 S 1B 2B		3-2 HR	0-2 HR	4	3	3	4	0	0	1											
<b>Dmitri Young, S</b> (1,7) <b>Scott Williamson, R</b> (9,1)	0-0 1B			2-0 F8		3-3 K		0-0 HR	2-3 K	5	1	2	1	0	2	2											
<b>Sean Casey, L</b> (1,3) OBP: 0.337, SLG: 0.355		0-2 BB 1B		3-2 F7		0-1 1B		3-3 K		4	0	2	1	0	1	1											
<b>Aaron Boone, R</b> (1,5) OBP: 0.391, SLG: 0.491		4-0 G4-6-3 BB		1-0 G1-3		3-H K		1-0 S 1B		3	0	1	0	1	1	2											
<b>Benito Santiago, R</b> (1,2) OBP: 0.302, SLG: 0.429		3-2 F8			2-2 G5-3		0-0 G5-3	2-3 K		4	0	0	0	0	1	3											
<b>Juan Castro, R</b> (1,6) OBP: 0.241, SLG: 0.393		0-0 G4-6-3			1-0 G5-3		1-0 F7	1-2 G4-3		3	0	0	0	0	0	2											
<b>Hal Morris, L</b> (8,PH) <b>Gookie Dawkins, R</b> (8,6) OBP: 0.256, SLG: 0.268		1-2 G4-6-3								1	0	0	0	0	0	1											
<b>Oswaldo Fernandez, R</b> (1,1) <b>Scott Sullivan, R</b> (7,1) <b>Dennys Reyes, R</b> (8,1) <b>Alex Ochoa, R</b> (9,PH) OBP: 0.400, SLG: 0.596			2-3 K		1-3 K		2-3 K		1-1 G4-3	3	0	0	0	0	3	0											
<b>Inning Stats</b>	R: 0 E: 0 K: 0 S: 8	H: 2 LOB: 1 BB: 0 P: 10	R: 0 E: 0 K: 0 S: 7	H: 1 LOB: 1 BB: 1 P: 14	R: 0 E: 0 K: 2 S: 8	H: 0 LOB: 0 BB: 0 P: 12	R: 0 E: 0 K: 0 S: 5	H: 0 LOB: 0 BB: 0 P: 12	R: 2 E: 1 K: 2 S: 18	H: 3 LOB: 1 BB: 0 P: 29	R: 0 E: 0 K: 1 S: 6	H: 0 LOB: 0 BB: 0 P: 9	R: 4 E: 0 K: 2 S: 19	H: 5 LOB: 1 BB: 0 P: 32	R: 2 E: 0 K: 2 S: 22	H: 1 LOB: 0 BB: 1 P: 31	1B: 7 2B: 1 3B: 0 HR: 4	SF: 0 SAC: 0 DP: 1 HBP: 1	WP: 0 PB: 0 SB: 2 CS: 0	PA: 40							
<b>PITCHER</b>	IP	WLS	BF	H	R	ER	SO	BB	IBB	HBP	BLK	WP	HR	S	P	ERA	WHIP										
<b>Chris Holt, R</b> (1,1) ERA: 6.34	7.0		27	6	2	2	6	1	0	1	0	0	0	60	98	2.57	1.000										
<b>Jay Powell, R</b> (8,1) ERA: 3.93	0.0		2	2	2	2	0	0	0	0	0	0	1	4	7	∞	∞										
<b>Yorkis Perez, L</b> (8,1) ERA: 8.38	0.1	B	3	2	2	2	1	0	0	0	0	0	2	8	14	54.00	6.000										
<b>Doug Henry, R</b> (8,1) ERA: 4.98	0.2		3	1	0	0	1	0	0	0	0	0	0	7	11	0.00	1.500										
<b>Billy Wagner, L</b> (9,1) ERA: 3.38	1.0	L	5	1	2	2	2	1	0	0	0	0	1	22	31	18.00	2.000										

Batter	1	2	3	4	5	6	7	8	9	AB	R	H	RBI	BB	SO	LOB	BOTTOM										
<b>Roger Cedeno, S</b> (1,9) OBP: 0.366, SLG: 0.380	3-2 G6-3		2-0 G6-3			1-0 B2-6-4		0-0 HR	4-1 1B BB	4	1	1	3	1	0	2	<b>Cincinnati Reds @ Houston Astros</b> Enron Field, Houston, TX Sat May 13 2000, 3:05 PM EDT Att: 42,280 - Overcast - 82 F										
<b>Craig Biggio, R</b> (1,4) OBP: 0.425, SLG: 0.371	3-1 G5-4-3 1B			1-0 G3-6-3 1B		4-1 BB	2-2 F8		0-1 G5-3 1B	4	0	3	0	1	0	0											
<b>5 Jeff Bagwell, R</b> (1,3) OBP: 0.429, SLG: 0.586	0-0 G5-4-3			2-2 F9		1-3 K		1-3 K	4-0 IBB	4	0	0	0	1	2	4											
<b>Darley Ward, L</b> (1,7) <b>Jay Powell, R</b> (8,1) <b>Yorkis Perez, L</b> (8,1) <b>Doug Henry, R</b> (8,1) <b>Matt Mieske, R</b> (8,PH) <b>Billy Wagner, L</b> (9,1) <b>Russ Johnson, R</b> (9,PH) OBP: 0.296, SLG: 0.152		1-2 HR		0-0 G3-6-3		0-3 K		0-1 2B 1B	2-0 G5-3	3	1	1	1	0	0	1											
<b>Richard Hidalgo, R</b> (1,8) OBP: 0.403, SLG: 0.632	1-0 P4				0-1 L7		2-0 HR	0-0 FC5-4 2B		4	1	2	2	0	0	0											
<b>Mitch Meluskey, S</b> (1,2) OBP: 0.372, SLG: 0.554		3-3 K			1-1 F7		4-2 2B BB	2-0 L3		3	1	0	0	1	1	1											
<b>Bill Spiers, L</b> (1,5) OBP: 0.344, SLG: 0.350	1-0 L8				2-2 G5-3		0-1 HR 2B	4-1 FC5-4 BB		3	1	1	1	1	0	0											
<b>Tim Bogar, R</b> (1,6) OBP: 0.245, SLG: 0.244 <b>17 Lance Berkman, S</b> (7,PH) OBP: 0.317, SLG: 0.333			0-0 L6			1-2 B2-6-4 2B		1-3 K	1-1 FC5-4	2	0	1	0	0	0	0											
<b>Chris Holt, R</b> (1,1) OBP: 0.200, SLG: 0.143 <b>Ken Caminiti, S</b> (7,PH) OBP: 0.452, SLG: 0.602			0-3 K			1-0 B2-6-4 HBP		4-0 HR IBB	3-1 G3	1	0	0	0	0	1	0											
<b>Inning Stats</b>	R: 0 E: 0 K: 0 S: 6	H: 1 LOB: 0 BB: 0 P: 12	R: 1 E: 0 K: 1 S: 10	H: 1 LOB: 0 BB: 0 P: 16	R: 0 E: 0 K: 1 S: 5	H: 0 LOB: 0 BB: 0 P: 7	R: 0 E: 0 K: 0 S: 7	H: 1 LOB: 0 BB: 0 P: 10	R: 0 E: 0 K: 0 S: 5	H: 1 LOB: 2 BB: 1 P: 19	R: 5 E: 0 K: 2 S: 18	H: 3 LOB: 0 BB: 2 P: 31	R: 1 E: 0 K: 1 S: 10	H: 2 LOB: 2 BB: 1 P: 18	R: 0 E: 0 K: 0 S: 6	H: 1 LOB: 2 BB: 2 P: 19		1B: 4 2B: 3 3B: 0 HR: 3	SF: 0 SAC: 0 DP: 4 HBP: 1	WP: 0 PB: 0 SB: 0 CS: 0	PA: 40						
<b>PITCHER</b>	IP	WLS	BF	H	R	ER	SO	BB	IBB	HBP	BLK	WP	HR	S	P	ERA	WHIP										
<b>Oswaldo Fernandez, R</b> (1,1) ERA: 5.68	6.1		25	6	4	4	4	2	0	1	0	0	1	14	24	20.25	2.250										
<b>Scott Sullivan, R</b> (7,1) ERA: 4.24	1.1		8	3	3	3	2	0	0	0	0	0	0	3	8	0.00	3.000										
<b>Dennys Reyes, L</b> (8,1) ERA: 6.75	0.1	W	2	0	0	0	0	1	0	0	0	0	0	3	8	0.00	3.000										
<b>Scott Williamson, R</b> (9,1) ERA: 1.84	1.0	S	5	1	0	0	0	1	1	0	0	0	0	6	19	0.00	2.000										

AB	37
R	8
H	12
RBI	8
BB	2
SO	10
LOB	14






Batter	1	2	3	4	5	6	7	8	9	AB	R	H	RBI	BB	SO	LOB	TOP					
<b>Pokey Reese, R</b> OBP: 0.403, SLG: 0.431 (1, 4)	F9	E S BB			F9		K	F9		4	0	0	0	1	1	3						
<b>Sean Casey, L</b> OBP: 0.337, SLG: 0.354 <b>Hal Morris, L</b> OBP: 0.344, SLG: 0.462 (5, 3)	BB HBP 1B	K			K		BB		G3	3	1	1	0	0	2	1						
<b>Ken Griffey Jr., L</b> OBP: 0.367, SLG: 0.523 (1, 8)	BB HBP 1B								G4-3 DI BB	1	1	0	0	3	1	0						
<b>Dmitri Young, S</b> OBP: 0.328, SLG: 0.441 (1, 7)	1B BB				K				G4-3	4	0	0	0	1	2	5						
<b>Eddie Taubensee, L</b> OBP: 0.385, SLG: 0.485 (1, 2)	K								F9	5	1	2	0	0	1	4						
<b>Dante Bichette, R</b> OBP: 0.290, SLG: 0.382 (1, 9)	1B				G4-3				F7	4	0	1	2	0	0	2						
<b>Aaron Boone, R</b> OBP: 0.380, SLG: 0.475 (1, 5)	F7				F8				F8	4	0	0	0	0	0	3						
<b>Juan Castro, R</b> OBP: 0.273, SLG: 0.469 (1, 6)		F7			K				BB BB 1B 1-H 3B	4	0	2	1	0	1	0						
<b>Steve Parris, R</b> OBP: 0.167, SLG: 0.364 (7, PH)		L5			P4				F9	2	0	0	0	0	0	0						
<b>Chris Stynes, R</b> OBP: 0.519, SLG: 0.591 <b>Elmer Dessens, R</b> OBP: 0.361, SLG: 0.500 <b>Michael Tucker, L</b> OBP: 0.361, SLG: 0.500 <b>Manny Aybar, R</b> OBP: 0.361, SLG: 0.500 (8, PH)										2	0	0	0	0	0	0						
<b>Inning Stats</b>	R: 2 E: 0 K: 1 S: 16	H: 2 LOB: 2 BB: 1 P: 30	R: 0 E: 0 K: 1 S: 5	H: 0 LOB: 1 BB: 1 P: 11	R: 0 E: 0 K: 1 S: 10	H: 1 LOB: 1 BB: 0 P: 13	R: 0 E: 0 K: 1 S: 8	H: 0 LOB: 0 BB: 0 P: 14	R: 0 E: 0 K: 2 S: 14	H: 0 LOB: 1 BB: 0 P: 23	R: 0 E: 0 K: 0 S: 4	H: 0 LOB: 0 BB: 0 P: 6	R: 0 E: 0 K: 2 S: 10	H: 1 LOB: 3 BB: 2 P: 22	R: 1 E: 0 K: 0 S: 16	H: 2 LOB: 2 BB: 1 P: 24	R: 0 E: 0 K: 0 S: 9	H: 0 LOB: 1 BB: 1 P: 17	1B: 5 2B: 0 3B: 1 HR: 0	SF: 0 SAC: 0 DP: 0 HBP: 1	WP: 0 PB: 0 SB: 1 CS: 0	PA: 41
<b>PITCHER</b>	IP	WLS	BF	H	R	ER	SO	BB	IBB	HBP	BLK	WP	HR	S	P	ERA	WHIP					
<b>Scott Elarton, R</b> ERA: 6.18 <b>Joe Slusarski, R</b> ERA: 4.5 <b>Jose Cabrera, R</b> ERA: 5.0	(1, 1)	7.0	W	31	4	2	2	8	5	0	1	0	0	0	67	119	2.57	1.286				
(8, 1)	1.0	6	2	1	1	0	0	1	0	0	0	0	0	16	24	9.00	3.000					
(9, 1)	1.0	4	0	0	0	0	0	1	0	0	0	0	0	9	17	0.00	1.000					

Cincinnati Reds @ Houston Astros  
Enron Field, Houston, TX  
Sun May 14 2000, 8:05 PM EDT  
Att: 41,882 - Sunny - 82 F


AB 33  
R 3  
H 6  
RBI 3  
BB 7  
SO 8  
LOB 19



Batter	1	2	3	4	5	6	7	8	9	AB	R	H	RBI	BB	SO	LOB	BOTTOM				
<b>Roger Cedeno, S</b> OBP: 0.367, SLG: 0.376 (1, 9)	G6-3	G6-3				F8				4	1	1	0	1	0	2					
<b>Craig Biggio, R</b> OBP: 0.424, SLG: 0.372 (1, 4)	G6-3	G6-3			L9				E4	5	2	2	0	0	0	3					
<b>5 Jeff Bagwell, R</b> OBP: 0.440, SLG: 0.595 (1, 3)	G6-3								E5	3	2	2	3	1	0	1					
<b>Ken Caminiti, S</b> OBP: 0.450, SLG: 0.598 (1, 5)	BB								E5	4	0	1	0	1	1	3					
<b>Moises Alou, R</b> OBP: 0.426, SLG: 0.717 <b>Tim Bogar, R</b> OBP: 0.245, SLG: 0.244 (9, 6)	P4								E5	5	0	1	1	0	1	5					
<b>Richard Hidalgo, R</b> OBP: 0.406, SLG: 0.625 (1, 8)									E5	3	2	1	0	2	1	3					
<b>Mitch Meluskey, S</b> OBP: 0.378, SLG: 0.590 (1, 2)									E5	4	2	2	3	0	1	3					
<b>Bill Spiers, L</b> OBP: 0.362, SLG: 0.369 (9, 7)									E5	4	1	3	1	0	0	0					
<b>Scott Elarton, R</b> OBP: 0.333, SLG: 0.250 <b>Joe Slusarski, R</b> OBP: 0.306, SLG: 0.533 <b>Daryle Ward, L</b> OBP: 0.306, SLG: 0.533 <b>Jose Cabrera, R</b> OBP: 0.306, SLG: 0.533 (9, 1)									E5	2	0	0	0	1	1	1					
<b>Inning Stats</b>	R: 0 E: 0 K: 0 S: 14	H: 1 LOB: 2 BB: 1 P: 23	R: 2 E: 1 K: 0 S: 14	H: 3 LOB: 1 BB: 1 P: 26	R: 0 E: 0 K: 2 S: 13	H: 1 LOB: 2 BB: 1 P: 22	R: 0 E: 0 K: 0 S: 7	H: 2 LOB: 1 BB: 0 P: 16	R: 3 E: 0 K: 0 S: 7	H: 1 LOB: 0 BB: 1 P: 15	R: 1 E: 0 K: 1 S: 10	H: 2 LOB: 1 BB: 0 P: 16	R: 0 E: 0 K: 1 S: 6	H: 0 LOB: 0 BB: 1 P: 13	R: 4 E: 1 K: 1 S: 17	H: 3 LOB: 1 BB: 1 P: 29	1B: 9 2B: 3 3B: 0 HR: 1	SF: 0 SAC: 0 DP: 2 HBP: 1	WP: 1 PB: 0 SB: 2 CS: 1	PA: 42	
<b>PITCHER</b>	IP	WLS	BF	H	R	ER	SO	BB	IBB	HBP	BLK	WP	HR	S	P	ERA	WHIP				
<b>Steve Parris, R</b> ERA: 5.71 <b>Elmer Dessens, R</b> ERA: 6.97 <b>Manny Aybar, R</b> ERA: 5.6	(1, 1)	6.0	L	31	10	6	6	3	4	0	1	0	0	65	118	9.00	2.333				
(7, 1)	1.0	3	0	0	0	1	1	0	0	0	0	0	0	6	13	0.00	1.000				
(8, 1)	1.0	8	3	4	1	1	1	0	0	0	0	0	0	17	29	9.00	4.000				

Cincinnati Reds @ Houston Astros  
Enron Field, Houston, TX  
Sun May 14 2000, 8:05 PM EDT  
Att: 41,882 - Sunny - 82 F

AB 35  
R 10  
H 13  
RBI 8  
BB 6  
SO 5  
LOB 22





Batter	1	2	3	4	5	6	7	8	9	AB	R	H	RBI	BB	SO	LOB	TOP										
<b>Pokey Reese, R</b> OBP: 0.399, SLG: 0.426 (1, 4)																	4 0 1 0 0 2 0										
<b>Dmitri Young, S</b> OBP: 0.333, SLG: 0.443 <b>Danny Graves, R</b> OBP: 0.500, SLG: 2.000 (1, 7) (8, 1)																	4 1 2 0 0 0 1 0 0 0 0 0 0 0										
<b>Ken Griffey Jr., L</b> OBP: 0.371, SLG: 0.552 (1, 8)																	4 1 2 2 0 0 2										
<b>Sean Casey, L</b> OBP: 0.333, SLG: 0.349 (1, 3)																	4 0 1 0 0 0 1										
<b>Dante Bichette, R</b> OBP: 0.282, SLG: 0.370 <b>Michael Tucker, L</b> OBP: 0.361, SLG: 0.500 (1, 9) (9, 9)																	4 0 0 0 0 0 2 0 0 0 0 0 0 0										
<b>Eddie Taubensee, L</b> OBP: 0.388, SLG: 0.486 (1, 2)																	4 1 2 0 0 0 0										
<b>Aaron Boone, R</b> OBP: 0.377, SLG: 0.492 (1, 5)																	4 1 1 2 0 1 1										
<b>Juan Castro, R</b> OBP: 0.243, SLG: 0.417 (1, 6)																	4 0 0 0 0 0 1										
<b>Ron Villone, L</b> OBP: 0.231, SLG: 0.308 <b>Hal Morris, L</b> OBP: 0.333, SLG: 0.444 <b>Alex Ochoa, R</b> OBP: 0.400, SLG: 0.596 (1, 1) (8, PH) (8, 7)																	2 0 0 0 0 0 0 1 0 0 0 0 0 0 0 0 0 0 0 0 0										
<b>Inning Stats</b>	R: 0 E: 0 K: 1 S: 14	H: 1 LOB: 1 BB: 0 P: 20	R: 0 E: 0 K: 1 S: 8	H: 0 LOB: 0 BB: 0 P: 13	R: 0 E: 0 K: 1 S: 9	H: 0 LOB: 0 BB: 0 P: 12	R: 0 E: 0 K: 0 S: 11	H: 2 LOB: 1 BB: 0 P: 19	R: 0 E: 0 K: 0 S: 8	H: 0 LOB: 0 BB: 0 P: 11	R: 0 E: 0 K: 0 S: 7	H: 1 LOB: 1 BB: 0 P: 10	R: 2 E: 0 K: 0 S: 10	H: 2 LOB: 0 BB: 0 P: 17	R: 2 E: 0 K: 0 S: 13	H: 2 LOB: 0 BB: 0 P: 22	R: 0 E: 0 K: 0 S: 6	H: 1 LOB: 1 BB: 0 P: 11	1B: 6 2B: 1 3B: 0 HR: 2	SF: 0 SAC: 0 DP: 1 HBP: 0	WP: 0 PB: 0 SB: 0 CS: 0	PA: 35					
<b>PITCHER</b>	IP	WLS	BF	H	R	ER	SO	BB	IBB	HBP	BLK	WP	HR	S	P	ERA	WHIP										
<b>Jose Lima, R</b> ERA: 8.49 <b>Jose Cabrera, R</b> ERA: 5.68 <b>Joe Slusarski, R</b> ERA: 3.6	(1, 1) (8, 1) (9, 1)	7.0 1.0 1.0	L 5 4	26 2 1	6 2 0	2 2 0	3 0 0	0 0 0	0 0 0	0 0 0	0 0 0	0 0 0	1 13 6	67 22 11	102 18.00 0.00	2.57 2.000 1.000	0.857 2.000 1.000										

Cincinnati Reds @ Houston Astros  
Enron Field, Houston, TX  
Mon May 15 2000, 8:05 PM EDT  
Att: 41,710 - Sunny - 81 F

AB	35
R	4
H	9
RBI	4
BB	0
SO	3
LOB	8



Batter	1	2	3	4	5	6	7	8	9	AB	R	H	RBI	BB	SO	LOB	BOTTOM										
<b>Roger Cedeno, S</b> OBP: 0.355, SLG: 0.362 (1, 9)																	5 0 0 0 0 1 1										
<b>Craig Biggio, R</b> OBP: 0.420, SLG: 0.364 (1, 4)																	3 1 0 0 0 0 0										
<b>5 Jeff Bagwell, R</b> OBP: 0.447, SLG: 0.602 (1, 3)																	2 0 1 1 2 0 0										
<b>Ken Caminiti, S</b> OBP: 0.444, SLG: 0.584 (1, 5)																	4 0 1 0 0 1 2										
<b>Moises Alou, R</b> OBP: 0.414, SLG: 0.673 (1, 7)																	3 0 0 0 1 0 3										
<b>Richard Hidalgo, R</b> OBP: 0.405, SLG: 0.610 (1, 8)																	3 0 0 0 0 1 3										
<b>Russ Johnson, R</b> OBP: 0.189, SLG: 0.167 <b>Bill Spiers, L</b> OBP: 0.358, SLG: 0.365 (1, 6) (9, PH)																	3 0 0 0 0 0 1 1 0 0 0 0 0 0										
<b>Tony Eusebio, R</b> OBP: 0.329, SLG: 0.281 <b>Mitch Meluskey, S</b> OBP: 0.374, SLG: 0.582 (1, 2) (9, PH)																	1 1 1 1 1 2 0 0 1 0 0 0 0 0 0										
<b>Jose Lima, R</b> OBP: 0.077, SLG: 0.077 <b>Matt Mieske, R</b> OBP: 0.276, SLG: 0.320 <b>Jose Cabrera, R</b> <b>Joe Slusarski, R</b> <b>Danyle Ward, L</b> OBP: 0.314, SLG: 0.579 (1, 1) (7, PH) (8, 1) (9, 1) (9, PH)																	1 0 0 0 0 0 1 1 0 1 1 1 1 1 0 0 0										
<b>Inning Stats</b>	R: 0 E: 0 K: 0 S: 11	H: 1 LOB: 2 BB: 1 P: 23	R: 0 E: 0 K: 0 S: 8	H: 0 LOB: 1 BB: 1 P: 15	R: 0 E: 0 K: 1 S: 8	H: 0 LOB: 0 BB: 0 P: 10	R: 0 E: 0 K: 0 S: 5	H: 0 LOB: 0 BB: 0 P: 8	R: 0 E: 0 K: 0 S: 8	H: 0 LOB: 1 BB: 1 P: 17	R: 0 E: 0 K: 2 S: 13	H: 0 LOB: 2 BB: 2 P: 26	R: 1 E: 0 K: 0 S: 7	H: 1 LOB: 0 BB: 0 P: 11	R: 1 E: 0 K: 0 S: 9	H: 1 LOB: 1 BB: 0 P: 16	R: 1 E: 0 K: 0 S: 10	H: 1 LOB: 0 BB: 0 P: 16	1B: 1 2B: 1 3B: 0 HR: 2	SF: 0 SAC: 1 DP: 1 HBP: 2	WP: 0 PB: 0 SB: 1 CS: 0	PA: 37					
<b>PITCHER</b>	IP	WLS	BF	H	R	ER	SO	BB	IBB	HBP	BLK	WP	HR	S	P	ERA	WHIP										
<b>Ron Villone, L</b> ERA: 3.74 <b>Danny Graves, R</b> ERA: 1.67	(1, 1) (8, 1)	7.0 2.0	W S	28 9	2 2	1 2	3 0	5 0	0 0	1 1	0 0	0 0	1 19	60 32	11.00 9.00	1.000 1.000											

Cincinnati Reds @ Houston Astros  
Enron Field, Houston, TX  
Mon May 15 2000, 8:05 PM EDT  
Att: 41,710 - Sunny - 81 F

AB	29
R	3
H	4
RBI	3
BB	5
SO	3
LOB	11





Batter	1	2	3	4	5	6	7	8	9	AB	R	H	RBI	BB	SO	LOB	TOP			
<b>Adrian Brown, S</b> OBP: 0.278, SLG: 0.453 (1, 8)										5	0	0	0	0	1	4				
<b>Warren Morris, L</b> OBP: 0.397, SLG: 0.316 (1, 4)										4	0	1	0	1	1	3				
<b>18 Jason Kendall, R</b> OBP: 0.453, SLG: 0.492 (1, 2)										2	2	1	0	2	0	2				
<b>Brian Giles, L</b> OBP: 0.433, SLG: 0.674 (1, 9)										3	0	0	1	1	0	3				
<b>Kevin Young, R</b> OBP: 0.295, SLG: 0.434 (1, 3)										4	0	0	1	0	2	1				
<b>John Vander Wal, L</b> OBP: 0.484, SLG: 0.660 (1, 7)										4	0	3	0	0	1	0				
<b>Pat Meares, R</b> OBP: 0.302, SLG: 0.394 (1, 6)										4	0	0	0	0	0	4				
<b>Luis Sojo, R</b> OBP: 0.342, SLG: 0.493 (1, 5)										4	0	3	0	0	0	0				
<b>Todd Ritchie, R</b> OBP: 0.278, SLG: 0.378 (6, 1)										2	0	1	0	0	1	1				
<b>Josias Manzanillo, R</b> ERA: 4.19 (6, 1)										0	0	0	0	0	0	0				
<b>Scott Sauerbeck, R</b> ERA: 4.07 (7, PH)										0	0	0	0	0	0	0				
<b>Emil Brown, R</b> (7, PH)										1	0	0	0	0	0	1				
<b>Jeff Wallace, L</b> ERA: 3.0 (8, 1)										0	0	0	0	0	0	0				
<b>Mike Garcia, R</b> ERA: 7.2 (8, 1)										0	0	0	0	0	0	0				
<b>Bruce Aven, R</b> ERA: 0.55 (9, PH)										1	0	0	0	0	0	1				
<b>Inning Stats</b>	R: 0 E: 0 K: 0 S: 6	H: 1 LOB: 1 BB: 1 P: 13	R: 0 E: 0 K: 1 S: 12	H: 0 LOB: 0 BB: 0 P: 19	R: 0 E: 0 K: 1 S: 10	H: 1 LOB: 2 BB: 1 P: 19	R: 0 E: 0 K: 1 S: 9	H: 1 LOB: 1 BB: 0 P: 17	R: 0 E: 0 K: 0 S: 6	H: 2 LOB: 1 BB: 0 P: 13	R: 0 E: 0 K: 1 S: 10	H: 1 LOB: 1 BB: 0 P: 16	R: 1 E: 0 K: 1 S: 11	H: 1 LOB: 1 BB: 1 P: 24	R: 0 E: 0 K: 2 S: 12	H: 1 LOB: 1 BB: 0 P: 18	1B: 8 2B: 1 3B: 0 HR: 0	SF: 0 SAC: 0 DP: 2 HBP: 0	WP: 2 PB: 1 SB: 1 CS: 0	PA: 38
<b>PITCHER</b>	IP	WLS	BF	H	R	ER	SO	BB	IBB	HBP	BLK	WP	HR	S	P	ERA	WHIP			
<b>Rob Bell, R</b> ERA: 4.19 (1, 1)	6.0	W	25	6	1	1	3	3	0	0	0	0	0	52	91	1.50	1.500			
<b>Scott Sullivan, R</b> ERA: 4.07 (7, 1)	1.0	H	4	1	0	0	1	0	0	0	0	1	0	10	16	0.00	1.000			
<b>Scott Williamson, R</b> ERA: 2.01 (8, 1)	2.0		9	2	1	1	3	1	0	0	0	1	0	23	42	4.50	1.500			

Pittsburgh Pirates @ Cincinnati Reds  
Cinergy Field, Cincinnati, OH

AB 34  
R 2  
H 9  
RBI 2  
BB 4  
SO 7  
LOB 20



WP: 2 PA: 38  
PB: 1  
SB: 1  
CS: 0

Tue May 16 2000, 7:05 PM EDT  
Att: 26,271 - Cloudy - 68 F

livebaseballscorecards.com

Batter	1	2	3	4	5	6	7	8	9	AB	R	H	RBI	BB	SO	LOB	BOTTOM			
<b>Pokey Reese, R</b> OBP: 0.393, SLG: 0.418 (1, 4)										5	0	1	2	0	1	4				
<b>Barry Larkin, R</b> OBP: 0.456, SLG: 0.523 (1, 6)										3	0	0	0	2	0	3				
<b>Ken Griffey Jr., L</b> OBP: 0.377, SLG: 0.558 (1, 8)										4	1	2	0	1	1	1				
<b>Dmitri Young, S</b> OBP: 0.342, SLG: 0.440 (1, 7)										3	0	1	1	2	0	1				
<b>Sean Casey, L</b> OBP: 0.337, SLG: 0.345 (1, 3)										4	2	1	0	1	0	5				
<b>Eddie Taubensee, L</b> OBP: 0.408, SLG: 0.505 (1, 2)										4	1	4	0	0	0	0				
<b>Aaron Boone, R</b> OBP: 0.373, SLG: 0.488 (1, 5)										3	0	1	1	0	1	2				
<b>Michael Tucker, L</b> OBP: 0.385, SLG: 0.560 (1, 9)										2	2	2	1	1	0	0				
<b>Rob Bell, R</b> ERA: 3.81 (1, 1)										2	0	0	0	0	1	4				
<b>Scott Sullivan, R</b> OBP: 0.333, SLG: 0.333 (7, 1)										0	0	0	0	0	0	0				
<b>Chris Stynes, R</b> OBP: 0.550, SLG: 0.565 (7, PH)										1	0	0	0	0	0	2				
<b>Scott Williamson, R</b> ERA: 7.2 (8, 1)										0	0	0	0	0	0	0				
<b>Inning Stats</b>	R: 0 E: 0 K: 1 S: 7	H: 0 LOB: 0 BB: 0 P: 12	R: 1 E: 0 K: 1 S: 20	H: 2 LOB: 2 BB: 1 P: 28	R: 0 E: 0 K: 0 S: 12	H: 1 LOB: 1 BB: 0 P: 16	R: 1 E: 1 K: 1 S: 15	H: 3 LOB: 3 BB: 0 P: 24	R: 1 E: 0 K: 0 S: 11	H: 3 LOB: 1 BB: 0 P: 18	R: 1 E: 0 K: 0 S: 9	H: 0 LOB: 3 BB: 4 P: 27	R: 2 E: 0 K: 0 S: 12	H: 3 LOB: 1 BB: 0 P: 18	R: 0 E: 0 K: 0 S: 6	H: 0 LOB: 1 BB: 2 P: 16	1B: 9 2B: 3 3B: 0 HR: 0	SF: 2 SAC: 1 DP: 1 HBP: 0	WP: 0 PB: 0 SB: 3 CS: 1	PA: 41
<b>PITCHER</b>	IP	WLS	BF	H	R	ER	SO	BB	IBB	HBP	BLK	WP	HR	S	P	ERA	WHIP			
<b>Todd Ritchie, R</b> ERA: 3.81 (1, 1)	5.0	L	25	9	3	3	4	1	0	0	0	0	0	65	98	5.40	2.000			
<b>Josias Manzanillo, R</b> ERA: 13.5 (6, 1)	0.2		4	0	1	1	0	2	0	0	0	0	0	6	15	13.50	3.000			
<b>Scott Sauerbeck, L</b> ERA: 3.27 (6, 1)	0.1		3	0	0	0	0	1	1	0	1	0	0	3	12	0.00	3.000			
<b>Jeff Wallace, L</b> ERA: 3.0 (7, 1)	1.0		5	3	2	2	0	0	0	0	0	0	0	12	18	0.00	3.000			
<b>Mike Garcia, R</b> ERA: 7.2 (8, 1)	1.0		4	0	0	0	0	2	0	0	0	0	0	6	16	0.00	2.000			

Pittsburgh Pirates @ Cincinnati Reds  
Cinergy Field, Cincinnati, OH

AB 31  
R 6  
H 12  
RBI 5  
BB 7  
SO 4  
LOB 22



WP: 0 PA: 41  
PB: 0  
SB: 3  
CS: 1

Tue May 16 2000, 7:05 PM EDT  
Att: 26,271 - Cloudy - 68 F


livebaseballscorecards.com



Batter	1	2	3	4	5	6	7	8	9	AB	R	H	RBI	BB	SO	LOB	TOP										
Mike Benjamin, R (1.4) OBP: 0.397, SLG: 0.517	1-2 18 CS 1B		1-2 1B		4-1 1B 18 1B BB		0-0 G1-3	2-1 HR		4	2	3	2	1	0	1											
Luis Sojo, R (1.5) OBP: 0.370, SLG: 0.520	1-2 P6		1-1 1B		3-2 18 1B		1-0 BB 18 BB	0-1 2B		4	1	3	2	0	0	1											
18 Jason Kendall, R (1.2) OBP: 0.451, SLG: 0.397	3-3 1-2 K		3-H 0-1 G1-3		2-1 1-1 1B		4-0 BB 1B	2-1 F2		4	1	1	1	1	1	4											
Brian Giles, L (1.9) OBP: 0.432, SLG: 0.676		0-0 F9		2-3 K		1-1 F9	4-2 1B BB		3-1 G6-3 3B	4	1	1	1	1	1	2											
Kevin Young, R (1.3) OBP: 0.298, SLG: 0.440		2-3 K		0-0 G6-3		1-1 2B	1-2 2-2 1B		0-2 G6-3	5	0	2	3	0	1	0											
Bruce Aven, R (1.7) Jeff Wallace, L (7.1) Jason Christiansen, R (8.1) Warren Morris, L (9. PH) Mike Williams, R (9.1)	0-0 P6		2-1 F9		3-1 P4		0-0 G5-3		3-H 2-0 G3-1	4	0	0	0	0	0	2											
Pat Meares, R (1.6) OBP: 0.299, SLG: 0.383		1-2 G4-3		1-1 F8		2-3 K	4-1 SH1-4 HR BB		1-3 K	4	1	0	0	1	2	0											
Chad Hermansen, R (1.8) Adrian Brown, S (7. PH)		2-3 K		2-3 K		3-2 L6	1-0 SH1-4		1-2 K	2	0	0	0	0	2	0											
Jimmy Anderson, L (1.1) Jose Silva, R (5.1) John Vander Wal, L (7. PH)		2-2 1B 2B		0-1 BB 1B		1-1 BB 1B	0-3 K			2	2	2	0	0	0	0											
<b>Inning Stats</b>	R: 0 E: 0 K: 1 S: 9	H: 1 LOB: 0 BB: 0 P: 14	R: 0 E: 0 K: 1 S: 7	H: 0 LOB: 0 BB: 0 P: 9	R: 1 E: 0 K: 1 S: 19	H: 3 LOB: 2 BB: 0 P: 26	R: 0 E: 0 K: 1 S: 6	H: 0 LOB: 0 BB: 0 P: 10	R: 2 E: 0 K: 1 S: 15	H: 3 LOB: 2 BB: 1 P: 28	R: 0 E: 0 K: 1 S: 7	H: 1 LOB: 0 BB: 0 P: 13	R: 3 E: 0 K: 0 S: 14	H: 2 LOB: 2 BB: 2 P: 29	R: 2 E: 0 K: 1 S: 11	H: 2 LOB: 1 BB: 1 P: 20	R: 1 E: 0 K: 1 S: 10	H: 1 LOB: 0 BB: 0 P: 16	1B: 7 2B: 4 3B: 1 HR: 1	SF: 0 SAC: 1 DP: 0 HBP: 1	WP: 0 PB: 0 SB: 0 CS: 1	PA: 43					
<b>PITCHER</b>	IP	WLS	BF	H	R	ER	SO	BB	IBB	HBP	BLK	WP	HR	S	P	ERA	WHIP										
Denny Neagle, L (1.1) ERA: 3.76	6.0		25	8	3	3	6	1	0	0	0	0	0	63	100	4.50	1.500										
Scott Sullivan, R (7.1) ERA: 5.04	0.2	L	5	1	3	3	0	1	0	1	0	0	0	6	15	40.50	3.000										
Dennys Reyes, L (7.1) ERA: 6.75	0.0	B	1	0	0	0	0	1	0	0	0	0	0	4	8	∞	∞										
Danny Graves, R (7.1) ERA: 2.22	1.1		8	3	2	2	1	1	0	0	0	0	1	15	26	13.50	3.000										
Elmer Dessens, R (9.1) ERA: 7.15	1.0		4	1	1	1	1	0	0	0	0	0	0	10	16	9.00	1.000										

Pittsburgh Pirates @ Cincinnati Reds  
Cinergy Field, Cincinnati, OH  
Wed May 17 2000, 7:05 PM EDT  
Att: 23,193 - Overcast - 64 F


AB 37  
R 9  
H 13  
RBI 9  
BB 4  
SO 8  
LOB 11



Batter	1	2	3	4	5	6	7	8	9	AB	R	H	RBI	BB	SO	LOB	BOTTOM										
Pokey Reese, R (1.4) OBP: 0.387, SLG: 0.411	3-2 G3 1B G4-3 1B		0-1 L4		0-0 G5-3	1-0 F8			0-3 K	5	1	1	0	0	1	1											
Barry Larkin, R (1.6) OBP: 0.476, SLG: 0.529	2-1 G4-3 2B 1B		4-2 BB		0-1 1B	3-3 K			4-1 G3 1B BB	3	3	2	0	2	1	1											
Ken Griffey Jr., L (1.8) OBP: 0.378, SLG: 0.549	1-0 G3		4-0 1-2 2-3 BB		0-0 1B				0-1 G3	4	1	1	0	1	0	3											
Dmitri Young, S (1.7) OBP: 0.351, SLG: 0.446	1-1 G4-3		1-0 F9		0-0 1B				1-0 FC4-6	5	0	3	3	0	0	3											
Sean Casey, L (1.3) OBP: 0.340, SLG: 0.359	1-0 2B		0-1 G3		0-1 1B				1-2 FC4-6	5	0	2	2	0	0	4											
Alex Ochoa, R (1.9) OBP: 0.390, SLG: 0.560	0-1 G4-3		2-0 G6-3		0-0 L9				4-2 1B G6-4-3 BB	3	1	0	0	1	0	3											
Aaron Boone, R (1.5) OBP: 0.370, SLG: 0.481		0-0 G4-3		3-1 G4-3	2-2 P4				3-2 G6-4-3 1B	4	0	1	0	0	2												
Benito Santiago, R (1.2) OBP: 0.319, SLG: 0.435		1-0 G1-3		0-0 1B		1-1 SH5-4 1B			1-1 G6-4-3	4	0	2	0	0	1												
Denny Neagle, L (1.1) Scott Sullivan, R (7.1) Dennys Reyes, L (7.1) Danny Graves, R (7.1) Chris Stynes, R (8. PH) Elmer Dessens, R (9.1)		1-3 K		1-0 G4-3		0-1 SH5-4			1-1 G5-3	2	0	0	0	0	1	1											
<b>Inning Stats</b>	R: 2 E: 0 K: 0 S: 11	H: 3 LOB: 1 BB: 0 P: 19	R: 0 E: 0 K: 1 S: 6	H: 0 LOB: 0 BB: 0 P: 8	R: 0 E: 0 K: 0 S: 7	H: 0 LOB: 2 BB: 2 P: 16	R: 0 E: 0 K: 0 S: 5	H: 1 LOB: 1 BB: 0 P: 11	R: 2 E: 0 K: 0 S: 11	H: 4 LOB: 2 BB: 0 P: 13	R: 0 E: 0 K: 1 S: 9	H: 1 LOB: 1 BB: 0 P: 14	R: 0 E: 0 K: 0 S: 10	H: 1 LOB: 0 BB: 0 P: 15	R: 1 E: 0 K: 0 S: 10	H: 1 LOB: 0 BB: 1 P: 19	R: 1 E: 0 K: 1 S: 10	H: 1 LOB: 1 BB: 1 P: 16	1B: 11 2B: 1 3B: 0 HR: 0	SF: 0 SAC: 1 DP: 2 HBP: 0	WP: 0 PB: 0 SB: 0 CS: 0	PA: 41					
<b>PITCHER</b>	IP	WLS	BF	H	R	ER	SO	BB	IBB	HBP	BLK	WP	HR	S	P	ERA	WHIP										
Jimmy Anderson, L (1.1) ERA: 4.7	4.2		24	8	4	4	1	2	0	0	0	0	0	37	62	7.71	2.143										
Jose Silva, R (5.1) ERA: 5.25	1.1	W	5	1	0	0	1	0	0	0	0	0	0	12	19	0.00	0.750										
Jeff Wallace, L (7.1) ERA: 2.7	1.0	H	3	1	0	0	0	0	0	0	0	0	0	10	15	0.00	1.000										
Jason Christiansen, L (8.1) ERA: 1.62	1.0		4	1	1	1	0	1	0	0	0	0	0	10	19	9.00	2.000										
Mike Williams, R (9.1) ERA: 2.25	1.0		5	1	1	1	1	1	0	0	0	0	0	10	16	9.00	2.000										

Pittsburgh Pirates @ Cincinnati Reds  
Cinergy Field, Cincinnati, OH  
Wed May 17 2000, 7:05 PM EDT  
Att: 23,193 - Overcast - 64 F

AB 36  
R 6  
H 12  
RBI 5  
BB 4  
SO 3  
LOB 19





Batter	1	2	3	4	5	6	7	8	9	10	AB	R	H	RBI	BB	SO	LOB	TOP				
<b>Adrian Brown, S</b> OBP: 0.300, SLG: 0.448 (1.8) (10.7)	G4-3	1B			G3		G4-3		BB		4	0	2	1	1	0	0	<b>Pittsburgh Pirates @ Cincinnati Reds</b> Cinergy Field, Cincinnati, OH Thu May 18 2000, 12:35 PM EDT Att: 26,252 - Cloudy - 78 F				
<b>18 Jason Kendall, R</b> OBP: 0.456, SLG: 0.396 (1.2)	2B	1B			FC6		G4-3		BB		3	1	1	0	2	1	2					
<b>John Vander Wal, L</b> OBP: 0.478, SLG: 0.667 (1.7) (10.3)	1B	L3			F7				1B		5	1	2	1	0	0	3					
<b>Brian Giles, L</b> OBP: 0.431, SLG: 0.667 (1.9)	1B				FC6				1B		5	0	2	1	0	0	1					
<b>Kevin Young, R</b> OBP: 0.260, SLG: 0.432 (1.3)	P4				G5-3				F9		5	0	1	0	0	0	3					
<b>Mike Garcia, R</b> OBP: 0.333, SLG: 0.333 (10.1)									G3		0	0	0	0	0	0	0					
<b>Warren Morris, L</b> OBP: 0.354, SLG: 0.303 (1.4)	F7				G3-1				F7		4	0	0	0	0	0	4					
<b>Pat Meares, R</b> OBP: 0.297, SLG: 0.379 (8.1)					G1-3				L9		4	0	1	0	0	1	3					
<b>Jose Silva, R</b> OBP: 0.229, SLG: 0.311 (10.8)		B5-6-4							K		0	0	0	0	0	0	0					
<b>Chad Hermansen, R</b> OBP: 0.229, SLG: 0.311 (10.8)		1B									0	0	0	0	0	0	0					
<b>Luis Sojo, R</b> OBP: 0.365, SLG: 0.506 (1.5)		B5-6-4			G6-3				L4		4	1	1	0	0	0	1					
<b>Jason Schmidt, R</b> OBP: 0.355, SLG: 0.451 (7. PH)		1B							G4-3		2	0	0	0	0	0	2					
<b>Bruce Aven, R</b> OBP: 0.260, SLG: 0.479 (7.1)		B5-6-4			P4				K2-3		1	0	0	0	0	1	0					
<b>Scott Sauerbeck, R</b> OBP: 0.351, SLG: 0.508 (8.6)		1B									0	0	0	0	0	0	0					
<b>Mike Benjamin, R</b> OBP: 0.351, SLG: 0.508 (8.6)		1B									1	0	0	0	0	1	0					
<b>Inning Stats</b>	R: 2 E: 1 K: 0 S: 13	H: 2 LOB: 1 BB: 1 P: 25	R: 1 E: 0 K: 0 S: 12	H: 4 LOB: 2 BB: 1 P: 17	R: 0 E: 0 K: 0 S: 10	H: 0 LOB: 0 BB: 0 P: 17	R: 0 E: 0 K: 0 S: 5	H: 0 LOB: 0 BB: 0 P: 8	R: 0 E: 0 K: 0 S: 5	H: 1 LOB: 1 BB: 0 P: 10	R: 0 E: 0 K: 1 S: 8	H: 1 LOB: 0 BB: 0 P: 13	R: 0 E: 0 K: 1 S: 12	H: 0 LOB: 1 BB: 1 P: 17	R: 0 E: 0 K: 0 S: 6	H: 0 LOB: 0 BB: 0 P: 8	R: 0 E: 0 K: 0 S: 6	H: 0 LOB: 0 BB: 0 P: 8	1B: 9 2B: 1 3B: 0 HR: 0	SF: 0 SAC: 0 DP: 2 HBP: 0	WP: 0 PB: 0 SB: 0 CS: 0	PA: 41
<b>PITCHER</b>	IP	WLS	BF	H	R	ER	SO	BB	IBB	HBP	BLK	WP	HR	S	P	ERA	WHIP					
<b>Oswaldo Fernandez, R</b> ERA: 5.11 (1.1)	6.0		26	7	3	3	0	2	0	0	0	0	0	54	90	4.50	1.500					
<b>Elmer Dessens, R</b> ERA: 5.97 (7.1)	1.0		5	3	0	0	1	0	0	0	0	0	0	11	17	0.00	3.000					
<b>Scott Williamson, R</b> ERA: 1.89 (8.1)	2.0		7	0	0	0	3	1	0	0	0	0	0	19	28	0.00	0.500					
<b>Danny Graves, R</b> ERA: 2.15 (10.1)	1.0	W	3	0	0	0	0	0	0	0	0	0	0	6	8	0.00	0.000					

AB	38
R	3
H	10
RBI	3
BB	3
SO	4
LOB	19



Batter	1	2	3	4	5	6	7	8	9	10	AB	R	H	RBI	BB	SO	LOB	BOTTOM				
<b>Chris Stynes, R</b> OBP: 0.471, SLG: 0.552 (1.4)	L3	1B			F9				F9		5	0	2	0	0	0	1	<b>Pittsburgh Pirates @ Cincinnati Reds</b> Cinergy Field, Cincinnati, OH Thu May 18 2000, 12:35 PM EDT Att: 26,252 - Cloudy - 78 F				
<b>Barry Larkin, R</b> OBP: 0.472, SLG: 0.514 (1.6)	1B	1B			G6-3				F9		4	1	1	0	1	0	2					
<b>Ken Griffey Jr., L</b> OBP: 0.389, SLG: 0.545 (1.8)	1B	F5			BB				DI		1	1	0	0	4	0	2					
<b>Dmitri Young, S</b> OBP: 0.355, SLG: 0.451 (1.7)	FC5-4	1B			G1-3				G4-6-3		5	1	2	1	0	1	4					
<b>Danny Graves, R</b> OBP: 0.500, SLG: 2.000 (10.1)	1B				1B				BB		0	0	0	0	0	0	0					
<b>Sean Casey, L</b> OBP: 0.342, SLG: 0.354 (1.3)	1B				G5-3				G6-3		4	0	1	0	1	0	1					
<b>Pokey Reese, R</b> OBP: 0.387, SLG: 0.411 (10. PR)	BB								G6-3		0	1	0	0	0	0	0					
<b>Aaron Boone, R</b> OBP: 0.371, SLG: 0.470 (1.5)	FC5-4				1B				G4-3		3	0	0	1	1	0	3					
<b>Michael Tucker, L</b> OBP: 0.368, SLG: 0.528 (1.9)	K				P1				K		3	0	0	0	0	1	5					
<b>Dante Bichette, R</b> OBP: 0.285, SLG: 0.372 (8. PH) (9.9)									1B		2	0	1	0	0	1	0					
<b>Benito Santiago, R</b> OBP: 0.346, SLG: 0.429 (1.2)		G5-3			1B				E6		3	0	1	1	2	0	0					
<b>Oswaldo Fernandez, R</b> ERA: 4.73 (8. PH)									FC4-6		2	0	0	0	0	2	2					
<b>Hal Morris, L</b> ERA: 3.09 (7.1)									CS		1	0	0	0	0	0	1					
<b>Elmer Dessens, R</b> ERA: 4.91 (8.1)									G4-3		0	0	0	0	0	0	0					
<b>Scott Williamson, R</b> ERA: 1.89 (8.1)											0	0	0	0	0	0	0					
<b>Eddie Taubensee, L</b> ERA: 3.09 (8. PH)									G4-3		1	0	0	0	0	0	0					
<b>Alex Ochoa, R</b> ERA: 5.99 (10.7)											1	0	1	1	0	0	0					
<b>Inning Stats</b>	R: 2 E: 0 K: 1 S: 20	H: 2 LOB: 2 BB: 2 P: 37	R: 0 E: 0 K: 1 S: 8	H: 1 LOB: 1 BB: 1 P: 21	R: 1 E: 0 K: 1 S: 14	H: 2 LOB: 2 BB: 0 P: 21	R: 0 E: 0 K: 0 S: 5	H: 0 LOB: 1 BB: 1 P: 11	R: 0 E: 0 K: 0 S: 5	H: 0 LOB: 0 BB: 1 P: 11	R: 0 E: 0 K: 0 S: 12	H: 0 LOB: 0 BB: 1 P: 21	R: 0 E: 0 K: 1 S: 9	H: 0 LOB: 0 BB: 0 P: 14	R: 0 E: 0 K: 1 S: 9	H: 1 LOB: 2 BB: 1 P: 17	R: 1 E: 0 K: 0 S: 8	H: 3 LOB: 3 BB: 1 P: 17	1B: 7 2B: 2 3B: 0 HR: 0	SF: 0 SAC: 0 DP: 2 HBP: 1	WP: 0 PB: 0 SB: 1 CS: 1	PA: 46
<b>PITCHER</b>	IP	WLS	BF	H	R	ER	SO	BB	IBB	HBP	BLK	WP	HR	S	P	ERA	WHIP					
<b>Jason Schmidt, R</b> ERA: 4.73 (1.1)	6.0		29	5	3	3	3	6	0	0	0	0	0	5	10	4.50	1.833					
<b>Scott Sauerbeck, L</b> ERA: 3.09 (7.1)	1.1		4	0	0	0	0	1	0	0	0	0	0	5	10	0.00	0.750					
<b>Jose Silva, R</b> ERA: 4.91 (8.1)	1.2		7	1	0	0	2	0	1	0	0	0	0	15	27	0.00	0.600					
<b>Mike Garcia, R</b> ERA: 7.84 (10.1)	0.1	L	5	3	1	1	0	0	1	0	0	0	0	8	17	27.00	9.000					

AB	35
R	4
H	9
RBI	4
BB	9
SO	5
LOB	21





Batter	1	2	3	4	5	6	7	8	9	AB	R	H	RBI	BB	SO	LOB	TOP				
<b>Pokey Reese, R</b> OBP: 0.379, SLG: 0.400 (1, 4)											4	0	0	0	0	3	2				
<b>Barry Larkin, R</b> OBP: 0.462, SLG: 0.500 (1, 6)											4	0	1	0	0	1	2				
<b>Ken Griffey Jr., L</b> OBP: 0.386, SLG: 0.534 (1, 8)											3	0	0	0	1	0	1				
<b>Dmitri Young, S</b> OBP: 0.350, SLG: 0.466 (1, 7)											4	1	1	1	0	0	4				
<b>Sean Casey, L</b> OBP: 0.339, SLG: 0.350 (1, 3)											4	0	1	0	0	0	1				
<b>Dante Bichette, R</b> OBP: 0.277, SLG: 0.362 (1, 9)											4	0	0	0	0	1	1				
<b>Eddie Taubensee, L</b> OBP: 0.400, SLG: 0.491 (1, 2)											4	0	1	0	0	0	1				
<b>Aaron Boone, R</b> OBP: 0.374, SLG: 0.471 (1, 5)											4	0	2	0	0	0	1				
<b>Steve Parris, R</b> OBP: 0.143, SLG: 0.308 (1, 1)										2	0	0	0	0	0	1					
<b>Hal Morris, L</b> OBP: 0.343, SLG: 0.429 (8, PH)										0	0	0	0	1	0	0					
<b>Manny Aybar, R</b> (8, 1)										0	0	0	0	0	0	0					
<b>Inning Stats</b>	R: 0 E: 0 K: 2 S: 10	H: 0 LOB: 0 BB: 0 P: 14	R: 0 E: 0 K: 0 S: 14	H: 1 LOB: 1 BB: 0 P: 20	R: 0 E: 0 K: 1 S: 7	H: 0 LOB: 0 BB: 0 P: 10	R: 0 E: 0 K: 0 S: 7	H: 1 LOB: 1 BB: 0 P: 16	R: 0 E: 0 K: 0 S: 9	H: 0 LOB: 0 BB: 0 P: 15	R: 1 E: 0 K: 0 S: 12	H: 1 LOB: 0 BB: 0 P: 16	R: 0 E: 0 K: 1 S: 11	H: 1 LOB: 3 BB: 2 P: 26	R: 0 E: 0 K: 1 S: 13	H: 1 LOB: 1 BB: 0 P: 19	1B: 5 2B: 0 3B: 0 HR: 1	SF: 0 SAC: 0 DP: 0 HBP: 0	WP: 0 PB: 0 SB: 0 CS: 0	PA: 35	
<b>PITCHER</b>	IP	WLS	BF	H	R	ER	SO	BB	IBB	HBP	BLK	WP	HR	S	P	ERA	WHIP				
<b>Ismael Valdez, R</b> ERA: 7.29	(1, 1)	7.2	W	30	5	1	1	4	2	0	0	0	0	1	77	125	1.17	0.913			
<b>Todd Van Poppel, R</b> ERA:	(8, 1)	1.1	S	5	1	0	0	1	0	0	0	0	0	0	15	23	0.00	0.750			

Cincinnati Reds @ Chicago Cubs  
Wrigley Field, Chicago, IL  
Fri May 19 2000, 2:20 PM CDT  
Att: 37,199 - Overcast - 49 F

AB	33
R	1
H	6
RBI	1
BB	2
SO	5
LOB	14



Batter	1	2	3	4	5	6	7	8	9	AB	R	H	RBI	BB	SO	LOB	BOTTOM				
<b>Eric Young Sr., R</b> OBP: 0.377, SLG: 0.478 (1, 4)											4	1	1	1	0	0	1				
<b>Ricky Gutierrez, R</b> OBP: 0.412, SLG: 0.500 (1, 6)											3	0	1	1	0	0	0				
<b>Dave Martinez, L</b> OBP: 0.320, SLG: 0.368 (1, 7)											3	1	0	0	1	0	0				
<b>Sammy Sosa, R</b> OBP: 0.424, SLG: 0.645 (1, 9)											3	0	1	2	0	0	0				
<b>Willie Greene, L</b> OBP: 0.393, SLG: 0.522 (1, 5)											3	0	0	0	0	0	1				
<b>Jeff Reed, L</b> OBP: 0.395, SLG: 0.367 (1, 2)											3	0	1	0	0	1	1				
<b>15 Julio Zuleta, R</b> OBP: 0.300, SLG: 0.333 (1, 3)											3	1	1	0	0	0	1				
<b>Damon Buford, R</b> OBP: 0.307, SLG: 0.409 (1, 8)											3	1	2	0	0	1	0				
<b>Ismael Valdez, R</b> OBP: 0.167, SLG: 0.167 (1, 1)											2	0	0	0	0	1	1				
<b>Todd Van Poppel, R</b> ERA:	(8, 1)									0	0	0	0	0	0	0					
<b>Inning Stats</b>	R: 2 E: 0 K: 1 S: 13	H: 2 LOB: 1 BB: 1 P: 23	R: 2 E: 0 K: 0 S: 5	H: 3 LOB: 1 BB: 0 P: 9	R: 0 E: 0 K: 0 S: 6	H: 0 LOB: 0 BB: 0 P: 10	R: 0 E: 0 K: 1 S: 11	H: 1 LOB: 0 BB: 0 P: 18	R: 0 E: 0 K: 0 S: 8	H: 0 LOB: 0 BB: 0 P: 11	R: 0 E: 0 K: 0 S: 8	H: 0 LOB: 0 BB: 0 P: 15	R: 0 E: 0 K: 1 S: 9	H: 1 LOB: 1 BB: 0 P: 12	R: 0 E: 0 K: 0 S: 7	H: 0 LOB: 0 BB: 0 P: 9	1B: 3 2B: 4 3B: 0 HR: 0	SF: 0 SAC: 2 DP: 1 HBP: 0	WP: 0 PB: 0 SB: 0 CS: 0	PA: 30	
<b>PITCHER</b>	IP	WLS	BF	H	R	ER	SO	BB	IBB	HBP	BLK	WP	HR	S	P	ERA	WHIP				
<b>Steve Parris, R</b> ERA: 5.63	(1, 1)	7.0	L	27	7	4	4	3	1	0	0	0	0	0	60	98	5.14	1.143			
<b>Manny Aybar, R</b> ERA: 5.4	(8, 1)	1.0	S	3	0	0	0	0	0	0	0	0	0	7	9	0.00	0.000				

Cincinnati Reds @ Chicago Cubs  
Wrigley Field, Chicago, IL  
Fri May 19 2000, 2:20 PM CDT  
Att: 37,199 - Overcast - 49 F

AB	27
R	4
H	7
RBI	4
BB	1
SO	3
LOB	5





Batter	1	2	3	4	5	6	7	8	9	AB	R	H	RBI	BB	SO	LOB	TOP				
<b>Pokey Reese, R</b> OBP: 0.376, SLG: 0.392 (1, 4)	L1	1B E BB		F8			K			3	1	0	0	1	1	0					
<b>Barry Larkin, R</b> OBP: 0.464, SLG: 0.513 (1, 6)	K	E7 1B			F2			2B		4	1	2	0	0	1	0					
<b>Ken Griffey Jr., L</b> OBP: 0.394, SLG: 0.534 (1, 8)	2B BB	CS 1B			G4-6-3 BB			L3		2	1	1	1	2	0	1					
<b>Dmitri Young, S</b> OBP: 0.354, SLG: 0.470 (1, 7)	1B 2B	K			G4-6-3 1-2			G6-3 BB		3	1	1	1	1	1	2					
<b>Sean Casey, L</b> OBP: 0.336, SLG: 0.346 (1, 3)	1B 2H			K				G6-3 1-2		4	0	1	1	0	1	2					
<b>Dante Bichette, R</b> OBP: 0.277, SLG: 0.359 <b>Michael Tucker, L</b> OBP: 0.368, SLG: 0.528 (9, 9)	1B			G3			F8		F7	4	0	1	0	0	0	0					
<b>Eddie Taubensee, L</b> OBP: 0.388, SLG: 0.475 (1, 2)	P6			F7			G3		K	4	0	0	0	0	1	2					
<b>Aaron Boone, R</b> OBP: 0.377, SLG: 0.493 (1, 5)		HR		G6-3			F7		1B	4	1	2	1	0	0	0					
<b>Ron Villone, L</b> OBP: 0.188, SLG: 0.250 <b>Scott Williamson, R</b> OBP: 0.457, SLG: 0.533 <b>Danny Graves, R</b> OBP: 0.500, SLG: 2.000 (9, 1)	G4-3			L5			G4-3		F7	3	0	0	0	0	0	0					
<b>Inning Stats</b>	R: 2 E: 0 K: 1 S: 20	H: 3 LOB: 2 BB: 1 P: 30	R: 3 E: 1 K: 1 S: 14	H: 3 LOB: 0 BB: 1 P: 22	R: 0 E: 0 K: 1 S: 8	H: 0 LOB: 0 BB: 0 P: 11	R: 0 E: 0 K: 0 S: 6	H: 0 LOB: 0 BB: 1 P: 9	R: 0 E: 0 K: 0 S: 5	H: 0 LOB: 0 BB: 0 P: 5	R: 0 E: 0 K: 1 S: 7	H: 0 LOB: 1 BB: 1 P: 11	R: 0 E: 0 K: 0 S: 7	H: 1 LOB: 1 BB: 1 P: 14	R: 0 E: 0 K: 1 S: 10	H: 1 LOB: 0 BB: 0 P: 15	1B: 5 2B: 2 3B: 0 HR: 1	SF: 0 SAC: 0 DP: 2 HBP: 0	WP: 0 PB: 0 SB: 0 CS: 1	PA: 36	
<b>PITCHER</b>	IP	WLS	BF	H	R	ER	SO	BB	IBB	HBP	BLK	WP	HR	S	P	ERA	WHIP				
<b>Jon Lieber, R</b> ERA: 3.98 <b>Kyle Farnsworth, R</b> ERA: 8.27 <b>Felix Heredia, L</b> ERA: 6.33	7.0	L	28	6	5	4	4	3	0	0	0	0	1	65	97	5.14	1.286				
<b>Kyle Farnsworth, R</b> ERA: 8.27 <b>Felix Heredia, L</b> ERA: 6.33	0.1		3	1	0	0	0	1	0	0	0	0	0	6	12	0.00	6.000				
<b>Felix Heredia, L</b> ERA: 6.33	1.2		5	1	0	0	1	0	0	0	0	0	0	11	17	0.00	0.600				

Cincinnati Reds @ Chicago Cubs  
Wrigley Field, Chicago, IL  
Sat May 20 2000, 1:20 PM CDT  
Att: 39,101 - Sunny - 64 F

AB	32
R	5
H	8
RBI	4
BB	4
SO	5
LOB	8



Batter	1	2	3	4	5	6	7	8	9	AB	R	H	RBI	BB	SO	LOB	BOTTOM					
<b>Eric Young Sr., R</b> OBP: 0.380, SLG: 0.478 <b>Willie Greene, L</b> OBP: 0.400, SLG: 0.540 (2, 5)	CS BB		G5-3		2B		FC4-6 1B SF8 1B		K	0	0	0	0	1	0	0						
<b>Ricky Gutierrez, R</b> OBP: 0.412, SLG: 0.497 (1, 6)	F9		1B		K		FC4-6 1B		E6 1B	5	0	2	1	0	1	3						
<b>Dave Martinez, L</b> OBP: 0.316, SLG: 0.361 (8, 7)	G3		G4-3		L9		FC4-6 WP		1B	5	0	1	1	0	0	6						
<b>Sammy Sosa, R</b> OBP: 0.414, SLG: 0.630 (1, 9)		F9		K		P4	SF8		G5-3	4	0	0	1	0	1	2						
<b>Glenallen Hill, R</b> OBP: 0.325, SLG: 0.563 <b>Kyle Farnsworth, R</b> <b>Felix Heredia, L</b> (8, 1)		BB BB		G5-3		1B	K			3	0	1	0	1	1	1						
<b>Jose Nieves, R</b> OBP: 0.318, SLG: 0.333 (2, 4)		BB BB			2B				G4-3	3	0	1	0	1	0	1						
<b>Damon Buford, R</b> OBP: 0.300, SLG: 0.399 (1, 8)		P3		L7		G4-3			K2-3	4	0	0	0	0	1	4						
<b>Joe Girardi, R</b> OBP: 0.348, SLG: 0.333 (1, 2)		L9			F9		15 1B 1B		G3	4	1	1	0	0	0	2						
<b>Jon Lieber, L</b> OBP: 0.143, SLG: 0.179 <b>15 Julio Zuleta, R</b> OBP: 0.318, SLG: 0.350 (7, PH)			G3-1		2B 1B		1B FC4-6 1B		G6-3	2	0	1	0	0	0	0						
<b>Inning Stats</b>	R: 0 E: 0 K: 0 S: 6	H: 0 LOB: 0 BB: 1 P: 14	R: 0 E: 0 K: 0 S: 14	H: 0 LOB: 2 BB: 2 P: 30	R: 0 E: 0 K: 1 S: 7	H: 1 LOB: 1 BB: 0 P: 11	R: 0 E: 0 K: 1 S: 13	H: 1 LOB: 1 BB: 0 P: 21	R: 0 E: 0 K: 1 S: 14	H: 2 LOB: 2 BB: 0 P: 21	R: 0 E: 0 K: 0 S: 9	H: 1 LOB: 1 BB: 0 P: 14	R: 3 E: 0 K: 1 S: 20	H: 4 LOB: 1 BB: 0 P: 32	R: 0 E: 0 K: 1 S: 9	H: 0 LOB: 0 BB: 0 P: 13	R: 0 E: 1 K: 1 S: 13	H: 1 LOB: 2 BB: 0 P: 18	1B: 8 2B: 2 3B: 0 HR: 0	SF: 1 SAC: 0 DP: 0 HBP: 0	WP: 1 PB: 0 SB: 0 CS: 1	PA: 40
<b>PITCHER</b>	IP	WLS	BF	H	R	ER	SO	BB	IBB	HBP	BLK	WP	HR	S	P	ERA	WHIP					
<b>Ron Villone, L</b> ERA: 3.85 <b>Scott Williamson, R</b> ERA: 1.78 <b>Danny Graves, R</b> ERA: 2.08	6.0	W	29	9	3	3	2	3	0	0	0	1	0	19	29	0.00	0.000					
<b>Danny Graves, R</b> ERA: 2.08	1.0	S	5	1	0	0	1	0	0	0	0	0	0	13	18	0.00	1.000					

Cincinnati Reds @ Chicago Cubs  
Wrigley Field, Chicago, IL  
Sat May 20 2000, 1:20 PM CDT  
Att: 39,101 - Sunny - 64 F

AB	36
R	3
H	10
RBI	3
BB	3
SO	5
LOB	19





Batter	1	2	3	4	5	6	7	8	9	AB	R	H	RBI	BB	SO	LOB	TOP			
<b>Pokey Reese, R</b> (1,4) OBP: 0.371, SLG: 0.387	G6-3		K		G6-3		FC6-4		BB 1B	5	0	1	0	0	1	1	<b>Cincinnati Reds @ Chicago Cubs</b> Wrigley Field, Chicago, IL Sun May 21 2000, 1:20 PM CDT Att: 39,148 - Sunny - 64 F			
<b>Barry Larkin, R</b> (1,6) OBP: 0.461, SLG: 0.506	G5-3		FC4-6 BB		L8		F9		BB	5	0	2	0	0	0	1				
<b>Ken Griffey Jr., L</b> (1,8) OBP: 0.399, SLG: 0.530	F8		FC4-6 BB						G3	3	0	1	0	2	0	0				
<b>Dmitri Young, S</b> (1,7)		G6-3	FC4-6		K				G6-3	5	0	0	0	0	1	6				
<b>Hal Morris, L</b> (1,3)		G5-3	G6-3						L9	4	0	0	0	0	0	2				
<b>Dante Bichette, R</b> (1,9) OBP: 0.282, SLG: 0.369					F8				HR	4	1	2	0	0	1	0				
<b>Eddie Taubensee, L</b> (1,2) OBP: 0.384, SLG: 0.468					F8				L4	4	0	1	0	0	1	1				
<b>Aaron Boone, R</b> (1,5) OBP: 0.392, SLG: 0.524									HR	3	1	3	2	1	0	0				
<b>Rob Bell, R</b> (1,1)									G6-3	2	0	0	0	0	2	4				
<b>Michael Tucker, L</b> (7,PH) OBP: 0.362, SLG: 0.519										1	0	0	0	0	1	1				
<b>Dennys Reyes, R</b> (7,1)										0	0	0	0	0	0	0				
<b>Scott Sullivan, R</b> (8,1) OBP: 0.333, SLG: 0.333										0	0	0	0	0	0	0				
<b>Alex Ochoa, R</b> (9,PH) OBP: 0.393, SLG: 0.558										1	0	0	0	0	0	0				
<b>Inning Stats</b>	R: 0 E: 0 K: 0 S: 6	H: 0 LOB: 0 BB: 0 P: 10	R: 0 E: 0 K: 1 S: 10	H: 2 LOB: 3 BB: 1 P: 19	R: 0 E: 0 K: 1 S: 10	H: 1 LOB: 2 BB: 1 P: 17	R: 0 E: 0 K: 1 S: 11	H: 1 LOB: 1 BB: 0 P: 16	R: 0 E: 0 K: 2 S: 10	H: 0 LOB: 0 BB: 0 P: 17	R: 0 E: 0 K: 1 S: 12	H: 1 LOB: 1 BB: 0 P: 18	R: 0 E: 0 K: 0 S: 5	H: 0 LOB: 0 BB: 0 P: 10	R: 2 E: 0 K: 0 S: 15	H: 4 LOB: 3 BB: 1 P: 22	1B: 8 2B: 1 3B: 0 HR: 1	SF: 0 SAC: 0 DP: 0 HBP: 0	WP: 0 PB: 0 SB: 0 CS: 0	PA: 40
<b>PITCHER</b>	IP WLS BF H R ER SO BB IBB HBP BLK WP HR S P ERA WHIP																			
<b>Kevin Tapani, R</b> (1,1) ERA: 5.08	8.2 W 38 10 2 2 7 2 0 0 0 0 1 83 135 2.08 1.385																			
<b>Felix Heredia, L</b> (9,1) ERA: 6.23	0.1 S 2 0 0 0 0 1 0 0 0 0 0 0 4 8 0.00 3.000																			

Cincinnati Reds @ Chicago Cubs  
Wrigley Field, Chicago, IL  
Sun May 21 2000, 1:20 PM CDT  
Att: 39,148 - Sunny - 64 F

AB	37
R	2
H	10
RBI	2
BB	3
SO	7
LOB	16



Batter	1	2	3	4	5	6	7	8	9	AB	R	H	RBI	BB	SO	LOB	BOTTOM			
<b>Eric Young Sr., R</b> (1,4) OBP: 0.382, SLG: 0.481	F2		F8			S BB				3	1	1	0	1	0	1	<b>Cincinnati Reds @ Chicago Cubs</b> Wrigley Field, Chicago, IL Sun May 21 2000, 1:20 PM CDT Att: 39,148 - Sunny - 64 F			
<b>Ricky Gutierrez, R</b> (1,6) OBP: 0.414, SLG: 0.513	K				G6-3	HR				3	1	1	1	1	1	0				
<b>Dave Martinez, L</b> (1,3) OBP: 0.307, SLG: 0.350	G4-3				G3				F5	4	0	0	0	0	0	2				
<b>Sammy Sosa, R</b> (1,9) OBP: 0.406, SLG: 0.616		G5-3			K				K	4	0	0	0	0	2	2				
<b>Henry Rodriguez, L</b> (1,7) OBP: 0.331, SLG: 0.596		F8			G4-3				G4-3	3	0	0	0	0	0	0				
<b>Willie Greene, L</b> (1,5) OBP: 0.381, SLG: 0.509		F9			F5				K	3	0	0	0	0	1	0				
<b>Jeff Reed, L</b> (1,2) OBP: 0.380, SLG: 0.349					G3-1				K	3	0	0	0	0	2	0				
<b>Damon Buford, R</b> (1,8) OBP: 0.306, SLG: 0.429					K				S 2B	3	2	2	1	0	1	0				
<b>Kevin Tapani, R</b> (1,1) OBP: 0.182, SLG: 0.364									G1-3	3	0	1	0	0	1	1				
<b>Felix Heredia, L</b> (9,1) ERA: 6.23									K	0	0	0	0	0	0	0				
<b>Inning Stats</b>	R: 0 E: 0 K: 1 S: 6	H: 0 LOB: 0 BB: 0 P: 8	R: 0 E: 0 K: 0 S: 6	H: 0 LOB: 0 BB: 0 P: 8	R: 0 E: 0 K: 1 S: 8	H: 1 LOB: 1 BB: 0 P: 10	R: 0 E: 0 K: 1 S: 7	H: 0 LOB: 0 BB: 0 P: 11	R: 0 E: 0 K: 1 S: 6	H: 0 LOB: 0 BB: 0 P: 10	R: 3 E: 0 K: 1 S: 10	H: 2 LOB: 1 BB: 1 P: 17	R: 0 E: 0 K: 2 S: 7	H: 0 LOB: 0 BB: 0 P: 10	R: 1 E: 0 K: 1 S: 11	H: 2 LOB: 2 BB: 1 P: 22	1B: 1 2B: 2 3B: 0 HR: 2	SF: 0 SAC: 0 DP: 0 HBP: 0	WP: 0 PB: 0 SB: 3 CS: 0	PA: 31
<b>PITCHER</b>	IP WLS BF H R ER SO BB IBB HBP BLK WP HR S P ERA WHIP																			
<b>Rob Bell, R</b> (1,1) ERA: 4.22	6.0 L 22 3 3 3 5 1 0 0 0 0 0 1 43 64 4.50 0.667																			
<b>Dennys Reyes, L</b> (7,1) ERA: 6.75	1.1 6 2 1 1 2 0 0 0 0 0 0 1 11 18 6.75 1.500																			
<b>Scott Sullivan, R</b> (8,1) ERA: 4.91	0.2 3 0 0 0 1 1 0 0 0 0 0 0 7 14 0.00 1.500																			

Cincinnati Reds @ Chicago Cubs  
Wrigley Field, Chicago, IL  
Sun May 21 2000, 1:20 PM CDT  
Att: 39,148 - Sunny - 64 F

AB	29
R	4
H	5
RBI	2
BB	2
SO	8
LOB	6









Batter	1	2	3	4	5	6	7	8	9	AB	R	H	RBI	BB	SO	LOB	TOP										
<b>Pokey Reese, R</b> OBP: 0.376, SLG: 0.395 (1,4)	F8		G6-3				K										4 0 1 1 1 1 1 1										
<b>Barry Larkin, R</b> OBP: 0.446, SLG: 0.526 <b>Juan Castro, R</b> OBP: 0.237, SLG: 0.405 (7,6)	G4-3		HR				2B		F7								4 1 2 1 0 0 1 1 0 0 0 0 0 1										
<b>Ken Griffey Jr., L</b> OBP: 0.389, SLG: 0.525 (1,8)	K		P6														3 1 1 1 1 1 1 0										
<b>Dmitri Young, S</b> OBP: 0.328, SLG: 0.433 <b>Alex Ochoa, R</b> OBP: 0.397, SLG: 0.556 (8,7)		L9			F5		F8		L7								4 0 0 0 0 0 0 3 0 0 0 0 0 0 0 0										
<b>Dante Bichette, R</b> OBP: 0.295, SLG: 0.376 <b>Michael Tucker, L</b> OBP: 0.366, SLG: 0.571 (8,9)																	2 0 1 0 2 1 0 0 0 0 0 0 0 0 0										
<b>Sean Casey, L</b> OBP: 0.318, SLG: 0.319 <b>Danny Graves, R</b> OBP: 0.500, SLG: 2.000 (9,1)																	3 0 0 0 1 2 2 0 0 0 0 0 0 0 0										
<b>Aaron Boone, R</b> OBP: 0.376, SLG: 0.497 (1,5)																	4 0 0 0 0 2 3										
<b>Benito Santiago, R</b> OBP: 0.339, SLG: 0.434 (1,2)																	4 1 1 0 0 1 0										
<b>Oswaldo Fernandez, R</b> OBP: 0.143, SLG: 0.143 <b>Scott Williamson, R</b> OBP: 0.293, SLG: 0.353 <b>Hal Morris, L</b> OBP: 0.293, SLG: 0.353 (8,3)																	2 0 1 0 0 0 0 0 0 0 0 0 0 0 0 0 1 0 0 0 0 0 0 0										
<b>Inning Stats</b>	R: 0 E: 0 K: 1 S: 9	H: 0 LOB: 0 BB: 0 P: 15	R: 0 E: 0 K: 2 S: 8	H: 0 LOB: 1 BB: 1 P: 15	R: 2 E: 0 K: 0 S: 8	H: 2 LOB: 0 BB: 0 P: 12	R: 0 E: 0 K: 1 S: 6	H: 0 LOB: 1 BB: 2 P: 16	R: 0 E: 0 K: 0 S: 14	H: 1 LOB: 1 BB: 0 P: 22	R: 1 E: 0 K: 0 S: 10	H: 2 LOB: 1 BB: 0 P: 14	R: 0 E: 0 K: 1 S: 14	H: 2 LOB: 3 BB: 1 P: 21	R: 0 E: 0 K: 2 S: 12	H: 0 LOB: 0 BB: 0 P: 16	R: 0 E: 0 K: 1 S: 10	H: 0 LOB: 1 BB: 1 P: 21	1B: 2 2B: 3 3B: 0 HR: 2	SF: 0 SAC: 1 DP: 0 HBP: 0	WP: 0 PB: 0 SB: 0 CS: 1	PA: 38					
<b>PITCHER</b>	IP	WLS	BF	H	R	ER	SO	BB	IBB	HBP	BLK	WP	HR	S	P	ERA	WHIP										
<b>Eric Gagne, R</b> ERA: 4.33 <b>Antonio Osuna, R</b> ERA: 2.79 <b>Alan Mills, R</b> ERA: 3.8	6.0	L	25	5	3	3	4	3	0	0	0	0	2	55	94	4.50	1.333										
	2.0		9	2	0	0	3	0	1	0	0	0	0	26	37	0.00	1.000										
	1.0		4	0	0	0	1	1	0	0	0	0	0	10	21	0.00	1.000										

Cincinnati Reds @ Los Angeles Dodgers  
Dodger Stadium, Los Angeles, CA  
Tue May 23 2000, 7:10 PM PDT  
Att: 39,411 - Sunny - 66 F

AB	32
R	3
H	7
RBI	3
BB	5
SO	8
LOB	11



Batter	1	2	3	4	5	6	7	8	9	AB	R	H	RBI	BB	SO	LOB	BOTTOM										
<b>Todd Hollandsworth, L</b> OBP: 0.336, SLG: 0.452 (1,8)	BB SF8 HBP 1B		F7														3 1 1 0 1 0 0										
<b>Mark Czuzdzianek, R</b> OBP: 0.337, SLG: 0.391 (1,4)	FC5-4 BB HBP		G5-3														3 0 0 0 0 1 2										
<b>Shawn Green, L</b> OBP: 0.452, SLG: 0.615 (1,9)	FC5-4 BB																2 0 1 0 2 0 0										
<b>Eric Karros, R</b> OBP: 0.367, SLG: 0.597 (1,3)	SF8		G6-3														3 0 1 1 0 1 3										
<b>Todd Hundley, S</b> OBP: 0.366, SLG: 0.614 (1,2)	K																4 0 0 0 0 4 3										
<b>Adrián Beltré, R</b> OBP: 0.322, SLG: 0.442 (1,5)	FC5-4																4 0 0 0 0 1 2										
<b>Geronimo Berroa, R</b> OBP: 0.333, SLG: 0.333 (1,7)																	4 0 0 0 0 1 0										
<b>Jose Vizcaino, S</b> OBP: 0.300, SLG: 0.264 (1,6)																	3 0 0 0 0 0 0										
<b>Eric Gagne, R</b> OBP: 0.100, SLG: 0.100 <b>Antonio Osuna, R</b> ERA: 3.72 <b>F.P. Santangelo, S</b> OBP: 0.281, SLG: 0.111 <b>Alan Mills, R</b> ERA: 2.18 (9,1)																	2 0 0 0 0 0 0 0 0 0 0 0 0 0 0 0 0 0 1 0 0 0 0 0 0 0 0 0										
<b>Inning Stats</b>	R: 1 E: 0 K: 1 S: 15	H: 1 LOB: 2 BB: 1 P: 23	R: 0 E: 0 K: 0 S: 7	H: 0 LOB: 0 BB: 0 P: 9	R: 0 E: 0 K: 0 S: 11	H: 1 LOB: 1 BB: 0 P: 16	R: 0 E: 0 K: 1 S: 5	H: 0 LOB: 0 BB: 0 P: 10	R: 0 E: 0 K: 2 S: 10	H: 1 LOB: 1 BB: 0 P: 13	R: 0 E: 0 K: 0 S: 13	H: 0 LOB: 0 BB: 0 P: 14	R: 0 E: 0 K: 1 S: 10	H: 0 LOB: 2 BB: 3 P: 24	R: 0 E: 0 K: 3 S: 9	H: 0 LOB: 0 BB: 0 P: 11	1B: 2 2B: 1 3B: 0 HR: 0	SF: 1 SAC: 0 DP: 1 HBP: 1	WP: 1 PB: 0 SB: 0 CS: 0	PA: 34							
<b>PITCHER</b>	IP	WLS	BF	H	R	ER	SO	BB	IBB	HBP	BLK	WP	HR	S	P	ERA	WHIP										
<b>Oswaldo Fernandez, R</b> ERA: 3.72 <b>Scott Williamson, R</b> ERA: 1.64 <b>Danny Graves, R</b> ERA: 2.18	7.0	W	27	3	1	1	4	2	0	1	0	0	66	95	1.29	0.714											
	1.0	H	4	0	0	0	1	2	0	0	0	1	0	8	18	0.00	2.000										
	1.0	S	3	0	0	0	3	0	0	0	0	0	0	9	11	0.00	0.000										

Cincinnati Reds @ Los Angeles Dodgers  
Dodger Stadium, Los Angeles, CA  
Tue May 23 2000, 7:10 PM PDT  
Att: 39,411 - Sunny - 66 F

AB	28
R	1
H	3
RBI	1
BB	4
SO	8
LOB	10





Batter	1	2	3	4	5	6	7	8	9	AB	R	H	RBI	BB	SO	LOB	TOP								
<b>Pokey Reese, R</b> OBP: 0.379, SLG: 0.424	1-1 F9		2-1 G6-3		0-3 K		2-1 HR	1-1 G4-3 3B	4-2 3B BB	5	3	2	1	1	1	0	<b>Cincinnati Reds @ Los Angeles Dodgers</b> Dodger Stadium, Los Angeles, CA Wed May 24 2000, 7:05 PM PDT Att: 31,740 - Overcast - 66 F								
<b>Michael Tucker, L</b> OBP: 0.390, SLG: 0.600	1-2 P3		1-3 K		0-0 BB 1B		3-2 WP 1B HBP	4-0 G4-3 BB	1-1 E 3B	4	4	2	1	1	1	0									
<b>Ken Griffey Jr., L</b> OBP: 0.393, SLG: 0.515	2-3 K			2-1 BB HBP	4-2 2B BB		4-2 1B BB	1-1 G4-3	0-0 E1 1B	3	2	0	1	2	1	1									
<b>Dante Bichette, R</b> OBP: 0.313, SLG: 0.399		1-1 BB 1B		0-1 F9	1-2 2B		0-2 1B BB	0-2 1B BB	2-2 1B	6	1	5	4	0	0	1									
<b>Eddie Taubensee, L</b> OBP: 0.380, SLG: 0.452		0-0 F9		4-2 BB BB	0-1 G3		2-2 F7	1-1 1B	1-1 F8	5	0	1	0	1	0	6									
<b>Aaron Boone, R</b> OBP: 0.371, SLG: 0.484		1-3 K		2-2 P6		4-0 G4-6-3 BB BB	3-3 K	1-3 K		4	0	0	0	1	3	7									
<b>Hal Morris, L</b> OBP: 0.348, SLG: 0.343		4-2 BB		4-1 BB		4-2 G4-6-3 BB	4-0 1B IBB	2-2 G4-3		1	0	0	0	4	0	2									
<b>Juan Castro, R</b> OBP: 0.233, SLG: 0.381		1-3 K		1-0 F7		0-2 G4-6-3	1-1 1B		1-0 F8	5	0	1	2	0	1	7									
<b>Steve Parris, R</b> OBP: 0.125, SLG: 0.267			0-3 K		2-2 G5-3		0-0 G5-3	0-0 G4-3		2	0	0	0	0	1	0									
<b>Dmitri Young, S</b> OBP: 0.326, SLG: 0.430									0-0 F9	1	0	0	0	0	0	1									
<b>Scott Sullivan, R</b> OBP: 0.250, SLG: 0.250										1	0	0	0	0	0	2									
<b>Chris Stynes, R</b> OBP: 0.432, SLG: 0.500										1	0	0	0	0	0	0									
<b>Dennys Reyes, R</b> OBP: 0.500										0	0	0	0	0	0	0									
<b>Inning Stats</b>	R: 0 E: 0 K: 1 S: 9	H: 0 LOB: 0 BB: 0 P: 13	R: 0 E: 0 K: 2 S: 13	H: 1 LOB: 2 BB: 1 P: 20	R: 0 E: 0 K: 2 S: 8	H: 0 LOB: 0 BB: 0 P: 11	R: 0 E: 0 K: 0 S: 10	H: 0 LOB: 3 BB: 2 P: 23	R: 2 E: 0 K: 1 S: 15	H: 2 LOB: 1 BB: 1 P: 22	R: 0 E: 0 K: 0 S: 6	H: 0 LOB: 1 BB: 2 P: 14	R: 4 E: 0 K: 1 S: 18	H: 3 LOB: 2 BB: 2 P: 37	R: 2 E: 0 K: 1 S: 15	H: 3 LOB: 2 BB: 1 P: 26	R: 2 E: 1 K: 0 S: 13	H: 2 LOB: 2 BB: 1 P: 22	1B: 7 2B: 1 3B: 2 HR: 1	SF: 0 SAC: 0 DP: 1 HBP: 2	WP: 1 PB: 0 SB: 0 CS: 0	PA: 50			
<b>PITCHER</b>	IP	WLS	BF	H	R	ER	SO	BB	IBB	HBP	BLK	WP	HR	S	P	ERA	WHIP								
<b>Chan Ho Park, R</b> ERA: 5.01	6.0	L	29	4	4	4	6	6	0	2	0	0	1	65	112	6.00	1.667								
<b>Matt Herges, R</b> ERA: 3.71	1.0		7	2	2	2	1	1	1	0	0	1	0	14	28	18.00	3.000								
<b>Trevor Miller, L</b> ERA: 9.42	0.1		5	3	2	2	0	1	0	0	0	0	0	7	15	54.00	12.000								
<b>Terry Adams, R</b> ERA: 2.67	0.2		2	0	0	0	1	0	0	0	0	0	0	8	11	0.00	0.000								
<b>Jeff Shaw, R</b> ERA: 6.27	1.0		7	2	2	1	0	1	0	0	0	0	0	13	22	9.00	3.000								
Batter	1	2	3	4	5	6	7	8	9	AB	R	H	RBI	BB	SO	LOB	BOTTOM								
<b>F.P. Santangelo, S</b> OBP: 0.274, SLG: 0.140	0-3 K	2-2 G3			0-0 2B		1-2 G3		2-1 F7	5	0	1	0	0	1	3	<b>Cincinnati Reds @ Los Angeles Dodgers</b> Dodger Stadium, Los Angeles, CA Wed May 24 2000, 7:05 PM PDT Att: 31,740 - Overcast - 66 F								
<b>Mark Cudzielnick, R</b> OBP: 0.340, SLG: 0.394	1-2 BB E 1B		2-0 F9		0-1 F9		2-2 HBP 1B			4	1	2	0	0	0	1									
<b>Shawn Green, L</b> OBP: 0.453, SLG: 0.607	4-1 E 2B BB		1-0 G3		2-1 F5		2-2 G4-6-3 HBP			2	1	0	0	1	0	1									
<b>Eric Karros, R</b> OBP: 0.359, SLG: 0.582	0-0 F7		1-2 P4		0-3 K		0-3 K			4	0	0	0	0	2	4									
<b>Todd Hollandsworth, L</b> OBP: 0.325, SLG: 0.435	1-2 E4 2B		0-0 G6-3		2-2 F8		2-2 G4-6-3			4	1	0	0	0	0	3									
<b>Adrián Beltré, R</b> OBP: 0.322, SLG: 0.446	0-2 1-3 2H		0-3 K		1-1 G5-3				1-3 K	3	0	1	2	0	1	0									
<b>Trevor Miller, R</b>										0	0	0	0	0	0	0									
<b>Terry Adams, R</b>										0	0	0	0	0	0	0									
<b>Jeff Shaw, R</b>										0	0	0	0	0	0	0									
<b>Jose Vizcaino, S</b> OBP: 0.295, SLG: 0.259	1-1 3H									1	0	0	0	0	1	0									
<b>Chad Kreuter, S</b> OBP: 0.468, SLG: 0.391	2-1 G6-3		0-0 1B				3-1 F9		4-2 1B BB	3	0	1	0	1	0	1									
<b>Kevin Elster, R</b> OBP: 0.365, SLG: 0.531		2-3 K		1-3 K			0-0 G4-3 2B		1-0 1B	4	0	2	0	0	2	1									
<b>Chan Ho Park, R</b> OBP: 0.160, SLG: 0.240		1-2 G6-3			1-1 G5-3		1-1 G4-3		2-3 K	2	0	0	0	0	0	0									
<b>Matt Herges, L</b>										0	0	0	0	0	0	0									
<b>Dave Hansen, L</b> OBP: 0.516, SLG: 0.840										1	0	0	0	0	0	1									
<b>Geronimo Berroa, R</b> OBP: 0.323, SLG: 0.321										1	0	0	0	0	1	2									
<b>Inning Stats</b>	R: 3 E: 1 K: 1 S: 17	H: 2 LOB: 1 BB: 1 P: 25	R: 0 E: 0 K: 1 S: 10	H: 0 LOB: 0 BB: 0 P: 15	R: 0 E: 0 K: 0 S: 5	H: 0 LOB: 0 BB: 0 P: 9	R: 0 E: 0 K: 2 S: 8	H: 1 LOB: 1 BB: 0 P: 9	R: 0 E: 0 K: 0 S: 7	H: 1 LOB: 1 BB: 0 P: 10	R: 0 E: 0 K: 1 S: 8	H: 0 LOB: 0 BB: 0 P: 11	R: 0 E: 0 K: 0 S: 8	H: 1 LOB: 1 BB: 0 P: 13	R: 0 E: 0 K: 1 S: 11	H: 1 LOB: 1 BB: 0 P: 17	R: 0 E: 0 K: 2 S: 11	H: 1 LOB: 2 BB: 1 P: 21	1B: 4 2B: 3 3B: 0 HR: 0	SF: 0 SAC: 0 DP: 1 HBP: 1	WP: 0 PB: 0 SB: 0 CS: 0	PA: 37			
<b>PITCHER</b>	IP	WLS	BF	H	R	ER	SO	BB	IBB	HBP	BLK	WP	HR	S	P	ERA	WHIP								
<b>Steve Parris, R</b> ERA: 5.09	5.0		21	4	3	0	4	1	0	0	0	0	0	47	68	0.00	1.000								
<b>Scott Sullivan, R</b> ERA: 4.34	3.0	W	11	2	0	0	2	0	0	1	0	0	0	27	41	0.00	0.667								
<b>Dennys Reyes, L</b> ERA: 6.1	1.0		5	1	0	0	2	1	0	0	0	0	0	11	21	0.00	2.000								

AB 38  
R 10  
H 11  
RBI 9  
BB 10  
SO 8  
LOB 27



AB 34  
R 3  
H 7  
RBI 2  
BB 2  
SO 8  
LOB 17





Batter	1	2	3	4	5	6	7	8	9	AB	R	H	RBI	BB	SO	LOB	TOP								
<b>Luis Castillo, S</b> OBP: 0.472, SLG: 0.425 (1, 4)	1-2 1B 2B		1-3 K		0-0 FC4-6 1B		4-2 G6-4-3 BB		1-3 K	4	1	2	0	1	2	1									
<b>Danny Bautista, R</b> OBP: 0.250, SLG: 0.382 (1, 9)	1-1 FC5-4 2H 1B		2-3 K		0-1 FC4-6 1-2f		0-1 G6-4-3 1-2f			4	0	1	1	0	1	4									
<b>Cliff Floyd, L</b> OBP: 0.374, SLG: 0.449 (1, 7)	1-1 F9		4-2 PO HBP		0-0 G3			1-3 K		3	0	0	0	0	1	1									
<b>Preston Wilson, R</b> OBP: 0.343, SLG: 0.495 (1, 8)	1-2 F3		0-0 PO 1-2	4-2 G5-3 BB		2-2 P4		1-3 K		3	0	0	0	1	1	1									
<b>Kevin Millar, R</b> OBP: 0.339, SLG: 0.459 (1, 5)	0-1 FC5-4 1-2f			1-0 F2		1-2 G5-3		1-3 K		4	0	0	0	0	1	3									
<b>Derrek Lee, R</b> OBP: 0.363, SLG: 0.477 (1, 3)		2-0 CS 1B		1-1 G5-3 1-2			0-0 HR	1-1 F8		4	1	2	1	0	0	2									
<b>Alex Gonzalez, R</b> OBP: 0.202, SLG: 0.225 (1, 6)		1-2 P4		0-0 F7			3-2 BB SH1 1B	2-0 G6-3		4	0	1	0	0	0	2	AB 32								
<b>Mike Redmond, R</b> OBP: 0.356, SLG: 0.345 (1, 2)		3-2 1-2 1B		1-1 G6-3			1-0 SH1	2-2 G6-3		3	0	1	0	0	0	0	R 2								
<b>Jesus Sanchez, L</b> OBP: 0.211, SLG: 0.211 (7, PH)		0-3 K		0-3 K			4-0 BB BB	1-2 1B		2	0	0	0	0	0	2	H 8								
<b>Dave Berg, R</b> OBP: 0.344, SLG: 0.351 (7, 1)										0	0	0	0	0	0	0	RBI 2								
<b>Braden Looper, R</b> OBP: 0.298, SLG: 0.439 (8, 1)										0	0	0	0	0	0	0	BB 3								
<b>Armando Almanza, L</b> OBP: 0.298, SLG: 0.439 (8, 1)										1	0	1	0	0	0	0	SO 8								
<b>Mark Kotsay, L</b> OBP: 0.298, SLG: 0.439 (9, 1)										0	0	0	0	0	0	0	LOB 15								
<b>Dan Miceli, R</b> OBP: 0.298, SLG: 0.439 (9, 1)										0	0	0	0	0	0	0									
<b>Inning Stats</b>	R: 1 E: 0 K: 0 S: 12	H: 2 LOB: 1 BB: 0 P: 16	R: 0 E: 0 K: 1 S: 12	H: 2 LOB: 1 BB: 0 P: 18	R: 0 E: 0 K: 2 S: 9	H: 0 LOB: 0 BB: 0 P: 16	R: 0 E: 0 K: 0 S: 6	H: 0 LOB: 1 BB: 1 P: 12	R: 0 E: 0 K: 1 S: 8	H: 1 LOB: 1 BB: 0 P: 9	R: 0 E: 0 K: 0 S: 9	H: 0 LOB: 0 BB: 0 P: 12	R: 1 E: 0 K: 0 S: 9	H: 2 LOB: 2 BB: 2 P: 21	R: 0 E: 0 K: 3 S: 11	H: 0 LOB: 1 BB: 0 P: 15	R: 0 E: 0 K: 1 S: 15	H: 1 LOB: 1 BB: 0 P: 21	1B: 6 2B: 1 3B: 0 HR: 1	SF: 0 SAC: 1 DP: 1 HBP: 1	WP: 1 PB: 0 SB: 0 CS: 1	PA: 38			
<b>PITCHER</b>	IP	WLS	BF	H	R	ER	SO	BB	IBB	HBP	BLK	WP	HR	S	P	ERA	WHIP								
<b>Ron Villone, L</b> ERA: 3.72	6.1		28	7	2	2	4	3	0	1	0	0	1	63	102	2.84	1.579								
<b>Scott Williamson, R</b> ERA: 1.58	1.2		5	0	0	0	3	0	0	0	0	1	0	13	17	0.00	0.000								
<b>Danny Graves, R</b> ERA: 2.12	1.0	W	4	1	0	0	1	0	0	0	0	0	0	15	21	0.00	1.000								

Florida Marlins @ Cincinnati Reds  
Cinergy Field, Cincinnati, OH  
Fri May 26 2000, 7:35 PM EDT  
Att: 33,018 - Cloudy - 73 F

AB 32  
R 2  
H 8  
RBI 2  
BB 3  
SO 8  
LOB 15



Batter	1	2	3	4	5	6	7	8	9	AB	R	H	RBI	BB	SO	LOB	BOTTOM								
<b>Pokey Reese, R</b> OBP: 0.386, SLG: 0.428 (1, 4)	4-2 HR BB	1-2 PO 1B			2-2 F8		1-2 FC5-4 1B			3	1	2	0	1	0	0									
<b>Barry Larkin, R</b> OBP: 0.448, SLG: 0.551 (1, 6)	1-0 HR	1-1 PO 1-2	4-1 G4-6-3 BB			1-1 G6-3	1-0 FC5-4			3	1	1	2	1	0	2									
<b>Ken Griffey Jr., L</b> OBP: 0.394, SLG: 0.512 (1, 8)	4-1 BB		2-3 K			2-1 1B 1B		3-1 F9		3	0	1	0	1	1	1									
<b>Dante Bichette, R</b> OBP: 0.311, SLG: 0.392 (1, 9)	0-2 L9		0-2 G4-6-3 1-2f			1-1 F7		4-1 BB		3	0	0	0	1	0	3									
<b>Dmitri Young, S</b> OBP: 0.324, SLG: 0.426 (1, 3)	1-3 K			1-0 F8		0-0 1B		2-2 F6		4	0	1	0	0	1	2									
<b>Alex Ochoa, R</b> OBP: 0.379, SLG: 0.526 (7, 1)	3-2 L8			2-0 G6-3		3-2 F9		1-0 G5-3		3	0	0	0	0	0	3									
<b>Scott Williamson, R</b> ERA: 2.19										0	0	0	0	0	0	0									
<b>Sean Casey, L</b> OBP: 0.315, SLG: 0.316 (8, PH)										1	0	0	0	0	0	1									
<b>Danny Graves, R</b> OBP: 0.500, SLG: 2.000 (9, 1)										0	0	0	0	0	0	0									
<b>Aaron Boone, R</b> OBP: 0.374, SLG: 0.503 (1, 5)		2-1 CS 1B 1B		2-2 G6-3			0-0 P4	0-0 HR		4	1	2	1	0	0	0	AB 29								
<b>Benito Santiago, R</b> OBP: 0.339, SLG: 0.429 (1, 2)		1-1 1B 1-2 1B		2-2 G6-3			1-3 K			3	0	1	0	0	1	0	R 3								
<b>Ron Villone, L</b> OBP: 0.167, SLG: 0.222 (7, 7)		2-3 K		1-2 G6-3			4-2 FC5-4 1B BB			2	0	0	0	0	1	2	H 8								
<b>Michael Tucker, L</b> OBP: 0.397, SLG: 0.600 (7, 7)										0	0	0	0	1	0	0	RBI 3								
<b>Inning Stats</b>	R: 2 E: 0 K: 1 S: 14	H: 1 LOB: 1 BB: 2 P: 27	R: 0 E: 0 K: 1 S: 11	H: 3 LOB: 1 BB: 0 P: 18	R: 0 E: 0 K: 1 S: 7	H: 0 LOB: 0 BB: 1 P: 13	R: 0 E: 0 K: 0 S: 5	H: 0 LOB: 0 BB: 0 P: 10	R: 0 E: 0 K: 0 S: 10	H: 2 LOB: 2 BB: 0 P: 17	R: 0 E: 0 K: 1 S: 12	H: 1 LOB: 2 BB: 1 P: 19	R: 0 E: 0 K: 0 S: 9	H: 0 LOB: 1 BB: 1 P: 19	R: 1 E: 0 K: 0 S: 1	H: 1 LOB: 0 BB: 0 P: 1	1B: 6 2B: 0 3B: 0 HR: 2	SF: 0 SAC: 0 DP: 1 HBP: 0	WP: 0 PB: 0 SB: 0 CS: 1	PA: 35					
<b>PITCHER</b>	IP	WLS	BF	H	R	ER	SO	BB	IBB	HBP	BLK	WP	HR	S	P	ERA	WHIP								
<b>Jesus Sanchez, L</b> ERA: 5.93	6.0		24	6	2	2	3	3	0	0	0	0	0	57	100	3.00	1.500								
<b>Braden Looper, R</b> ERA: 2.19	1.2		8	1	0	0	1	2	0	0	0	0	0	20	36	0.00	1.800								
<b>Armando Almanza, L</b> ERA: 1.5	0.1		1	0	0	0	0	0	0	0	0	0	0	1	2	0.00	0.000								
<b>Dan Miceli, R</b> ERA: 2.21	0.0	L	1	1	1	1	0	0	0	0	0	0	1	1	1	∞	∞								

Florida Marlins @ Cincinnati Reds  
Cinergy Field, Cincinnati, OH  
Fri May 26 2000, 7:35 PM EDT  
Att: 33,018 - Cloudy - 73 F

AB 29  
R 3  
H 8  
RBI 3  
BB 5  
SO 4  
LOB 14





Batter	1	2	3	4	5	6	7	8	9	10	AB	R	H	RBI	BB	SO	LOB	TOP								
Luis Castillo, S OBP: 0.486, SLG: 0.449	(1,4) 2-2 HR 1B	3-3 K		2-0 2B		2-2 G3-1 SF8 1B		2-2 FC6-4 FC4-2 1B		4-2 BB 1B BB	5	3	4	0	1	1	1									
Mark Kotsay, L OBP: 0.303, SLG: 0.429	(1,9) 0-0 F8	1-2 L8		2-2 G1-3		3-1 G3-1		2-0 FC4-2 FC6-4 1B		1-0 1B BB BB	6	1	1	0	0	0	7									
Cliff Floyd, L OBP: 0.379, SLG: 0.493	(1,7) 1-1 HR					3-2 SF8		1-0 FC6-4 1-2 2-3 3-H		4-2 BB 1B BB	4	2	2	5	1	0	2									
Preston Wilson, R OBP: 0.352, SLG: 0.513	(1,8) 4-2 G2-3 BB					3-1 G4-3		3-1 L6		2-2 BB BB 1B	5	1	3	2	1	0	2									
Kevin Miller, R OBP: 0.244, SLG: 0.464	(1,5) 1-2 G2-3					0-2 F8 2B		1-0 F8		4-1 S BB	3	0	1	0	1	0	1									
Dave Berg, R OBP: 0.364, SLG: 0.351	(7,5) 1-2					1-2 FC5-4 BB		1-2 F8		1-2 2-3 3-H	0	0	0	1	2	0	0									
Derek Lee, R OBP: 0.359, SLG: 0.464	(1,3) 4-1					1-3 K		1-2 F8		1-3 K	3	0	0	0	1	2	3									
Armando Almanza, L OBP: 0.225, SLG: 0.353	(7,1) 1-2					1-3 K		1-2 F8		1-3 K	0	0	0	0	0	0	0									
Dan Miceli, R OBP: 0.225, SLG: 0.353	(8,1) 1-2					1-3 K		1-2 F8		1-3 K	0	0	0	0	0	0	0									
Brant Brown, L OBP: 0.225, SLG: 0.353	(9,3) 1-2 BB					1-3 K		1-2 F8		1-3 K	2	0	0	0	0	2	4									
Alex Gonzalez, R OBP: 0.196, SLG: 0.218	(1,6) 1-3					0-0 FC5-4		0-1 F8		1-0 F8	6	0	0	0	0	2	9									
Paul Bako, L OBP: 0.358, SLG: 0.310	(1,2) 1-2					1-3 K		4-0 1B BB FC4-2 BB		4-0 IBB	3	0	1	0	3	2	3									
Brad Penny, R OBP: 0.095, SLG: 0.095	(1,1) 0-3					0-2 G5-3		4-0 FC4-2 1B BB		0-3 K	3	0	0	0	0	1	3									
Ricky Bones, R OBP: 0.295, SLG: 0.377	(6,1) 1-2					0-2 G1-3		1-2 FC6-4 1B BB		1-2 K	0	0	0	0	0	0	0									
Danny Bautista, R OBP: 0.295, SLG: 0.377	(7,9) 1-2					1-1		1-2 FC6-4 1B BB		1-2 K	1	1	0	0	1	1	2									
Antonio Alfonseca, R OBP: 0.295, SLG: 0.377	(9,1) 1-2					1-1		1-2 FC6-4 1B BB		1-2 K	0	0	0	0	0	0	0									
<b>Inning Stats</b>	R: 2 E: 0 K: 1 S: 16	H: 2 LOB: 2 BB: 2 P: 29	R: 0 E: 1 K: 2 S: 12	H: 1 LOB: 1 BB: 0 P: 17	R: 0 E: 0 K: 1 S: 10	H: 1 LOB: 2 BB: 1 P: 15	R: 0 E: 0 K: 1 S: 13	H: 1 LOB: 1 BB: 0 P: 18	R: 2 E: 0 K: 1 S: 17	H: 3 LOB: 2 BB: 1 P: 29	R: 1 E: 0 K: 0 S: 6	H: 1 LOB: 0 BB: 0 P: 20	R: 0 E: 0 K: 0 S: 6	H: 0 LOB: 0 BB: 0 P: 18	R: 1 E: 0 K: 0 S: 12	H: 1 LOB: 2 BB: 2 P: 28	R: 0 E: 0 K: 2 S: 8	H: 0 LOB: 2 BB: 2 P: 18	R: 2 E: 0 K: 3 S: 22	H: 2 LOB: 3 BB: 3 P: 42	1B: 7 2B: 2 3B: 0 HR: 3	SF: 1 SAC: 0 DP: 0 HBP: 0	WP: 0 PA: 53			
<b>PITCHER</b>	IP WLS BF H R ER SO BB IBB HBP BLK WP HR S P ERA WHIP	IP WLS BF H R ER SO BB IBB HBP BLK WP HR S P ERA WHIP	IP WLS BF H R ER SO BB IBB HBP BLK WP HR S P ERA WHIP	IP WLS BF H R ER SO BB IBB HBP BLK WP HR S P ERA WHIP	IP WLS BF H R ER SO BB IBB HBP BLK WP HR S P ERA WHIP	IP WLS BF H R ER SO BB IBB HBP BLK WP HR S P ERA WHIP	IP WLS BF H R ER SO BB IBB HBP BLK WP HR S P ERA WHIP	IP WLS BF H R ER SO BB IBB HBP BLK WP HR S P ERA WHIP	IP WLS BF H R ER SO BB IBB HBP BLK WP HR S P ERA WHIP	IP WLS BF H R ER SO BB IBB HBP BLK WP HR S P ERA WHIP	IP WLS BF H R ER SO BB IBB HBP BLK WP HR S P ERA WHIP	IP WLS BF H R ER SO BB IBB HBP BLK WP HR S P ERA WHIP	IP WLS BF H R ER SO BB IBB HBP BLK WP HR S P ERA WHIP	IP WLS BF H R ER SO BB IBB HBP BLK WP HR S P ERA WHIP	IP WLS BF H R ER SO BB IBB HBP BLK WP HR S P ERA WHIP	IP WLS BF H R ER SO BB IBB HBP BLK WP HR S P ERA WHIP	IP WLS BF H R ER SO BB IBB HBP BLK WP HR S P ERA WHIP	IP WLS BF H R ER SO BB IBB HBP BLK WP HR S P ERA WHIP	IP WLS BF H R ER SO BB IBB HBP BLK WP HR S P ERA WHIP	IP WLS BF H R ER SO BB IBB HBP BLK WP HR S P ERA WHIP	IP WLS BF H R ER SO BB IBB HBP BLK WP HR S P ERA WHIP	IP WLS BF H R ER SO BB IBB HBP BLK WP HR S P ERA WHIP	IP WLS BF H R ER SO BB IBB HBP BLK WP HR S P ERA WHIP	IP WLS BF H R ER SO BB IBB HBP BLK WP HR S P ERA WHIP	IP WLS BF H R ER SO BB IBB HBP BLK WP HR S P ERA WHIP	IP WLS BF H R ER SO BB IBB HBP BLK WP HR S P ERA WHIP

Florida Marlins @ Cincinnati Reds  
Cinergy Field, Cincinnati, OH  
Sat May 27 2000, 7:35 PM EDT  
Att: 38,744 - Cloudy - 73 F

AB	41
R	8
H	12
RBI	8
BB	11
SO	11
LOB	37



Batter	1	2	3	4	5	6	7	8	9	10	AB	R	H	RBI	BB	SO	LOB	BOTTOM								
Pokey Reese, R OBP: 0.385, SLG: 0.432	(1,4) 2-2 P3					2-0 G5-3		0-2 G4-3 3B		4-2 F8	5	1	1	1	1	0	2									
Barry Larkin, R OBP: 0.430, SLG: 0.524	(1,6) 3-2 F7					3-1 P3		1-1 F2 G4-3		2-1 P4	5	0	0	1	0	0	3									
Ken Griffey Jr., L OBP: 0.390, SLG: 0.500	(1,8) 3-3 K					0-3 K		4-2 1B 1B BB		2-0 F2	4	1	0	0	1	2	0									
Dante Bichette, R OBP: 0.316, SLG: 0.381	(1,9) 4-2					2-2 G6-3		1-2 1B 1B BB		1-2 F8	3	2	1	0	1	0	0									
Scott Williamson, R ERA: 1.88	(10,1) 4-2 BB E SF9 BB					3-1 G6-3		1-2 1B 1B		0-1 G4-3	0	0	0	0	0	0	0									
Dmitri Young, S OBP: 0.321, SLG: 0.420	(1,7) 1-2 E3 SF9 BB					0-0 G6-3		1-2 1B 1B		1-2 F7	5	1	1	0	0	0	1									
Sean Casey, L OBP: 0.333, SLG: 0.319	(1,3) 4-2					4-1		1-1 1B		4-1 2B BB BB	2	1	1	1	3	0	0									
Aaron Boone, R OBP: 0.369, SLG: 0.500	(1,5) 2-3 K					1-2 L7		1-0 F3		0-0 G4-3	5	0	1	0	0	2	7									
Benito Santiago, R OBP: 0.359, SLG: 0.441	(1,2) 1-0 SF9					2-3 K		0-0 1B		1-2 1B DI 1B	3	0	2	3	1	1	0									
Rob Bell, R ERA: 4.58	(1,1) 2-3 3-H					0-0 G6-3		2-1 G4-3		1-3 K	1	0	0	0	0	0	2									
Elmer Dessens, R ERA: 5.28	(5,1) 0-0					2-1 G4-3		0-0 F7		1-3 1B	0	0	0	0	0	0	0									
Dennys Reyes, L ERA: 6.35	(6,1) 1-0					4-1		1-3 2B BB		1-2 1B	0	0	0	0	0	0	0									
Manny Aybar, R ERA: 5.46	(7,1) 1-0					1-2		1-3 2B		1-3 1B	0	0	0	0	0	0	0									
Danny Graves, R ERA: 2.0	(8,1) 2-0					1-0		1-3 K		1-3 1B	0	0	0	0	0	0	0									
<b>Inning Stats</b>	R: 0 E: 0 K: 1 S: 10	H: 0 LOB: 0 BB: 0 P: 18	R: 1 E: 1 K: 1 S: 14	H: 0 LOB: 2 BB: 2 P: 26	R: 0 E: 0 K: 1 S: 6	H: 0 LOB: 0 BB: 0 P: 9	R: 0 E: 0 K: 0 S: 11	H: 0 LOB: 1 BB: 1 P: 21	R: 0 E: 0 K: 1 S: 6	H: 0 LOB: 0 BB: 0 P: 12	R: 3 E: 0 K: 0 S: 13	H: 4 LOB: 2 BB: 1 P: 21	R: 1 E: 0 K: 0 S: 11	H: 1 LOB: 0 BB: 0 P: 16	R: 0 E: 0 K: 0 S: 6	H: 0 LOB: 0 BB: 0 P: 8	R: 0 E: 0 K: 1 S: 13	H: 2 LOB: 2 BB: 0 P: 18	1B: 6 2B: 1 3B: 1 HR: 0	SF: 1 SAC: 0 DP: 0 HBP: 0	WP: 0 PA: 46					
<b>PITCHER</b>	IP WLS BF H R ER SO BB IBB HBP BLK WP HR S P ERA WHIP	IP WLS BF H R ER SO BB IBB HBP BLK WP HR S P ERA WHIP	IP WLS BF H R ER SO BB IBB HBP BLK WP HR S P ERA WHIP	IP WLS BF H R ER SO BB IBB HBP BLK WP HR S P ERA WHIP	IP WLS BF H R ER SO BB IBB HBP BLK WP HR S P ERA WHIP	IP WLS BF H R ER SO BB IBB HBP BLK WP HR S P ERA WHIP	IP WLS BF H R ER SO BB IBB HBP BLK WP HR S P ERA WHIP	IP WLS BF H R ER SO BB IBB HBP BLK WP HR S P ERA WHIP	IP WLS BF H R ER SO BB IBB HBP BLK WP HR S P ERA WHIP	IP WLS BF H R ER SO BB IBB HBP BLK WP HR S P ERA WHIP	IP WLS BF H R ER SO BB IBB HBP BLK WP HR S P ERA WHIP	IP WLS BF H R ER SO BB IBB HBP BLK WP HR S P ERA WHIP	IP WLS BF H R ER SO BB IBB HBP BLK WP HR S P ERA WHIP	IP WLS BF H R ER SO BB IBB HBP BLK WP HR S P ERA WHIP	IP WLS BF H R ER SO BB IBB HBP BLK WP HR S P ERA WHIP	IP WLS BF H R ER SO BB IBB HBP BLK WP HR S P ERA WHIP	IP WLS BF H R ER SO BB IBB HBP BLK WP HR S P ERA WHIP	IP WLS BF H R ER SO BB IBB HBP BLK WP HR S P ERA WHIP	IP WLS BF H R ER SO BB IBB HBP BLK WP HR S P ERA WHIP	IP WLS BF H R ER SO BB IBB HBP BLK WP HR S P ERA WHIP	IP WLS BF H R ER SO BB IBB HBP BLK WP HR S P ERA WHIP	IP WLS BF H R ER SO BB IBB HBP BLK WP HR S P ERA WHIP	IP WLS BF H R ER SO BB IBB HBP BLK WP HR S P ERA WHIP	IP WLS BF H R ER SO BB IBB HBP BLK WP HR S P ERA WHIP	IP WLS BF H R ER SO BB IBB HBP BLK WP HR S P ERA WHIP	IP WLS BF H R ER SO BB IBB HBP BLK WP HR S P ERA WHIP

Florida Marlins @ Cincinnati Reds  
Cinergy Field, Cincinnati, OH  
Sat May 27 2000, 7:35 PM EDT  
Att: 38,744 - Cloudy - 73 F

AB	38
R	6
H	8
RBI	6
BB	7
SO	6
LOB	20





Batter	1	2	3	4	5	6	7	8	9	AB	R	H	RBI	BB	SO	LOB	TOP				
Luis Castillo, S OBP: 0.484, SLG: 0.447	G6-3		S		P4		S		K	5	0	2	0	0	1	1	<b>Florida Marlins @ Cincinnati Reds</b> Cinergy Field, Cincinnati, OH Sun May 28 2000, 1:15 PM EDT Att: 36,754 - Cloudy - 64 F				
Dave Berg, R OBP: 0.366, SLG: 0.344	K		S				F8		F8	4	0	1	0	1	1	2					
Cliff Floyd, L OBP: 0.363, SLG: 0.493 Antonio Alfonseca, R (9, 1)	BB		K		K				1B	4	1	2	0	1	2	3					
Preston Wilson, R OBP: 0.348, SLG: 0.503	BB		K						1B	4	0	0	0	1	3	5					
Kevin Millar, R OBP: 0.348, SLG: 0.461 Alex Gonzalez, R OBP: 0.196, SLG: 0.218	P4		G5-3						1B	3	1	1	0	1	0	4					
Derrek Lee, R OBP: 0.348, SLG: 0.448										0	0	0	0	0	0	0					
Danny Bautista, R OBP: 0.256, SLG: 0.407	K		G6-3							4	0	0	0	0	2	3					
Mike Redmond, R OBP: 0.351, SLG: 0.333	FC4-6		G4-3							4	1	1	3	0	1	1					
Ryan Dempster, R OBP: 0.071, SLG: 0.143 Vic Darenbourg, L OBP: 0.500, SLG: 0.500 Mark Kotsay, L OBP: 0.307, SLG: 0.439	FC4-6								2B	3	0	0	0	0	1	1					
Inning Stats	R: 0 E: 0 K: 1 S: 10	H: 1 LOB: 2 BB: 1 P: 19	R: 0 E: 0 K: 1 S: 5	H: 0 LOB: 1 BB: 1 P: 11	R: 0 E: 0 K: 2 S: 13	H: 1 LOB: 2 BB: 1 P: 25	R: 0 E: 0 K: 0 S: 8	H: 0 LOB: 0 BB: 0 P: 13	R: 0 E: 0 K: 1 S: 10	H: 1 LOB: 1 BB: 1 P: 15	R: 0 E: 0 K: 1 S: 15	H: 1 LOB: 1 BB: 0 P: 19	R: 3 E: 0 K: 2 S: 16	H: 3 LOB: 0 BB: 0 P: 22	R: 0 E: 0 K: 2 S: 12	H: 1 LOB: 2 BB: 1 P: 19		1B: 6 2B: 1 3B: 0 HR: 1	SF: 0 SAC: 0 DP: 0 HBP: 0	WP: 0 PB: 1 SB: 4 CS: 0	PA: 40
PITCHER	IP	WLS	BF	H	R	ER	SO	BB	IBB	HBP	BLK	WP	HR	S	P	ERA	WHIP				
Denny Neagle, L ERA: 3.39	(1, 1)	7.0	30	5	1	1	7	4	0	0	0	0	0	74	120	1.29	1.286				
Scott Sullivan, R ERA: 4.65	(8, 1)	2.0	L 10	3	2	2	4	0	1	0	0	0	1	25	37	9.00	1.500				

Batter	1	2	3	4	5	6	7	8	9	AB	R	H	RBI	BB	SO	LOB	BOTTOM					
Pokey Reese, R OBP: 0.376, SLG: 0.421	G5-3		G5-3		K		F8		G6-4-3	5	0	0	0	0	1	4	<b>Florida Marlins @ Cincinnati Reds</b> Cinergy Field, Cincinnati, OH Sun May 28 2000, 1:15 PM EDT Att: 36,754 - Cloudy - 64 F					
Barry Larkin, R OBP: 0.440, SLG: 0.533	BB		FC6		P6					4	1	3	0	0	0	0						
Ken Griffey Jr., L OBP: 0.388, SLG: 0.491	2B		F8		G4-3					3	0	0	0	1	1	4						
Dante Bichette, R OBP: 0.314, SLG: 0.387	P6		FC6							4	0	1	0	0	0	2						
Dmitri Young, S OBP: 0.325, SLG: 0.424			K							3	0	1	1	1	1	2						
Eddie Taubensee, L OBP: 0.374, SLG: 0.443	K2-3		FC6							4	0	1	0	0	1	5						
Sean Casey, L OBP: 0.331, SLG: 0.317					F8					4	0	1	0	0	2	1						
Aaron Boone, R OBP: 0.367, SLG: 0.494	K				L5					4	0	1	0	0	2	0						
Denny Neagle, L ERA: 3.39 Scott Sullivan, R ERA: 4.65 Michael Tucker, L OBP: 0.400, SLG: 0.597	E8				F7					3	0	1	0	0	0	2						
Inning Stats	R: 1 E: 0 K: 1 S: 16	H: 2 LOB: 2 BB: 1 P: 29	R: 0 E: 1 K: 2 S: 12	H: 1 LOB: 0 BB: 0 P: 16	R: 0 E: 0 K: 1 S: 11	H: 2 LOB: 2 BB: 0 P: 16	R: 0 E: 0 K: 0 S: 4	H: 0 LOB: 0 BB: 0 P: 5	R: 0 E: 0 K: 1 S: 5	H: 0 LOB: 0 BB: 0 P: 8	R: 0 E: 0 K: 0 S: 6	H: 0 LOB: 0 BB: 1 P: 14	R: 0 E: 0 K: 1 S: 13	H: 3 LOB: 3 BB: 0 P: 21	R: 0 E: 0 K: 1 S: 6	H: 1 LOB: 1 BB: 0 P: 10		R: 0 E: 0 K: 1 S: 8	H: 1 LOB: 0 BB: 0 P: 9	1B: 9 2B: 2 3B: 0 HR: 0	SF: 0 SAC: 0 DP: 2 HBP: 0	WP: 0 PB: 0 SB: 0 CS: 0
PITCHER	IP	WLS	BF	H	R	ER	SO	BB	IBB	HBP	BLK	WP	HR	S	P	ERA	WHIP					
Ryan Dempster, R ERA: 3.36 Vic Darenbourg, L ERA: 3.52 Antonio Alfonseca, R ERA: 5.76	(1, 1)	7.2	W 33	3	0	0	6	2	0	0	0	0	0	70	114	1.17	1.435					
	(8, 1)	0.1	H 1	0	0	0	1	0	0	0	0	0	0	3	5	0.00	0.000					
	(9, 1)	1.0	S 3	1	0	0	1	0	0	0	0	0	0	8	9	0.00	1.000					





Batter	1	2	3	4	5	6	7	8	9	AB	R	H	RBI	BB	SO	LOB	TOP					
Peter Bergeron, L (1, 8) OBP: 0.299, SLG: 0.339	G1-6-3		G6-3			K			E6	4	0	0	0	0	1	1	<b>Montreal Expos @ Cincinnati Reds</b> Cinergy Field, Cincinnati, OH Tue May 30 2000, 7:35 PM EDT Att: 20,250 - Sunny - 72 F					
Jose Vidro, S (1, 4) OBP: 0.412, SLG: 0.594	G6-3		G6-3			F7				3	0	0	0	1	0							
Rondell White, R (1, 7) OBP: 0.384, SLG: 0.558	1B				G5-3				K	4	1	1	0	0	2	2						
Vladimir Guerrero, R (1, 9) OBP: 0.450, SLG: 0.693	2H				G4-3				K	4	0	1	1	0	1	2						
Lee Stevens, L (1, 3)	G3				K				K	4	0	0	0	0	2	3						
Andy Tracy, L (1, 5)									K	3	0	0	0	0	1	0						
Orlando Cabrera, R (1, 6) OBP: 0.265, SLG: 0.404									P3	3	0	0	0	0	0	0						
15 Lenny Webster, R (1, 2) OBP: 0.235, SLG: 0.294									G1-3	3	0	0	0	0	0	0						
Tony Armas, R (1, 1)																						
Guillermo Mota, R (7, 1)																						
Jim Poole, L (8, 1)																						
Wilton Guerrero, S (9, PH) OBP: 0.291, SLG: 0.320																						
<b>Inning Stats</b>	R: 1 E: 0 K: 0 S: 10	H: 2 LOB: 1 BB: 0 P: 18	R: 0 E: 0 K: 0 S: 4	H: 0 LOB: 0 BB: 0 P: 5	R: 0 E: 0 K: 1 S: 6	H: 0 LOB: 0 BB: 0 P: 9	R: 0 E: 0 K: 1 S: 7	H: 0 LOB: 0 BB: 0 P: 12	R: 0 E: 0 K: 0 S: 8	H: 0 LOB: 0 BB: 0 P: 12	R: 0 E: 0 K: 1 S: 7	H: 0 LOB: 0 BB: 0 P: 10	R: 0 E: 0 K: 2 S: 8	H: 0 LOB: 0 BB: 0 P: 16	R: 0 E: 0 K: 1 S: 5	H: 0 LOB: 0 BB: 0 P: 9	R: 1 E: 1 K: 2 S: 14	H: 1 LOB: 2 BB: 1 P: 22	1B: 2 2B: 1 3B: 0 HR: 0	SF: 0 SAC: 0 DP: 0 HBP: 0	WP: 2 PB: 0 CS: 0	PA: 32
<b>PITCHER</b>	IP WLS BF H R ER SO BB IBB HBP BLK WP HR S P ERA WHIP	IP WLS BF H R ER SO BB IBB HBP BLK WP HR S P ERA WHIP																				
Oswaldo Fernandez, R (1, 1) ERA: 3.08	7.0 W 23 2 1 1 5 0 0 0 0 0 0 0 50 82 1.29 0.286																					
Scott Williamson, R (8, 1) ERA: 2.09	2.0 S 9 1 1 1 3 1 0 0 0 2 0 0 19 31 4.50 1.000																					

AB	31
R	2
H	3
RBI	1
BB	1
SO	8
LOB	8



Batter	1	2	3	4	5	6	7	8	9	AB	R	H	RBI	BB	SO	LOB	BOTTOM			
Pokey Reese, R (1, 4) OBP: 0.369, SLG: 0.412	F8		F9			F7				4	0	0	0	0	0	3	<b>Montreal Expos @ Cincinnati Reds</b> Cinergy Field, Cincinnati, OH Tue May 30 2000, 7:35 PM EDT Att: 20,250 - Sunny - 72 F			
Barry Larkin, R (1, 6) OBP: 0.426, SLG: 0.514	P3		G1-6-3			L9			F9	4	0	0	0	0	0					
Ken Griffey Jr., L (1, 8) OBP: 0.385, SLG: 0.483	G4-3				G4-3				F8	3	1	0	0	1	0	0				
Dante Bichette, R (1, 9) OBP: 0.314, SLG: 0.386										3	0	1	0	0	1	1				
Michael Tucker, L (8, 9) OBP: 0.407, SLG: 0.651										1	1	1	1	0	0	0				
Dmitri Young, S (1, 7) OBP: 0.325, SLG: 0.422										3	1	1	0	0	1	1				
Alex Ochoa, R (8, 7) OBP: 0.391, SLG: 0.525										0	0	0	0	1	0	0				
Sean Casey, L (1, 3) OBP: 0.329, SLG: 0.309										3	0	0	0	1	1	2				
Aaron Boone, R (1, 5) OBP: 0.366, SLG: 0.491										3	0	1	1	0	0	1				
Benito Santiago, R (1, 2) OBP: 0.358, SLG: 0.484										3	1	1	1	0	1	2				
Oswaldo Fernandez, R (1, 1) OBP: 0.111, SLG: 0.111										2	0	0	0	0	1	0				
Hal Morris, L (7, PH) ERA: 2.09										0	0	0	0	0	0	0				
Scott Williamson, R (8, 1) ERA: 10.97										0	0	0	0	0	0	0				
<b>Inning Stats</b>	R: 0 E: 0 K: 0 S: 5	H: 0 LOB: 0 BB: 0 P: 10	R: 0 E: 0 K: 2 S: 13	H: 0 LOB: 1 BB: 1 P: 18	R: 1 E: 0 K: 1 S: 14	H: 1 LOB: 0 BB: 0 P: 21	R: 0 E: 0 K: 0 S: 4	H: 1 LOB: 0 BB: 0 P: 7	R: 0 E: 0 K: 0 S: 5	H: 0 LOB: 0 BB: 0 P: 8	R: 0 E: 0 K: 0 S: 6	H: 0 LOB: 0 BB: 0 P: 11	R: 2 E: 1 K: 1 S: 13	H: 2 LOB: 3 BB: 1 P: 31	R: 1 E: 0 K: 1 S: 14	H: 1 LOB: 1 BB: 1 P: 26	1B: 3 2B: 0 3B: 0 HR: 2	SF: 0 SAC: 0 DP: 1 HBP: 1	WP: 0 PB: 0 CS: 0	PA: 33
<b>PITCHER</b>	IP WLS BF H R ER SO BB IBB HBP BLK WP HR S P ERA WHIP	IP WLS BF H R ER SO BB IBB HBP BLK WP HR S P ERA WHIP																		
Tony Armas, R (1, 1) ERA: 3.33	6.1 L 25 4 3 2 3 2 0 0 0 0 0 0 8 16 0.00 0.947																			
Guillermo Mota, R (7, 1) ERA: 2.09	0.2 3 0 0 0 1 0 0 0 1 0 0 0 8 16 0.00 0.000																			
Jim Poole, L (8, 1) ERA: 10.97	1.0 5 1 1 1 1 1 0 0 0 0 0 1 14 26 9.00 2.000																			

AB	29
R	4
H	5
RBI	3
BB	3
SO	5
LOB	10





Batter	1	2	3	4	5	6	7	8	9	AB	R	H	RBI	BB	SO	LOB	TOP										
<b>Peter Bergeron, L</b> OBP: 0.313, SLG: 0.353 (1, 8)																	5 2 4 0 0 0 0										
<b>Jose Vidro, S</b> OBP: 0.412, SLG: 0.602 (1, 4)																		4 2 2 4 0 1 1									
<b>Rondell White, R</b> Guillermo Mota, R Felipe Lira, R (1, 7) (8, 1) (8, 1)																		4 1 1 0 1 1 1 0 0 0 0 0 0 0 0 0 0 0 0 0 0									
<b>Vladimir Guerrero, R</b> OBP: 0.454, SLG: 0.728 (1, 9)																		5 2 3 3 0 0 2									
<b>Lee Stevens, L</b> OBP: 0.333, SLG: 0.491 (1, 3)																		5 1 2 1 0 0 2									
<b>Andy Tracy, L</b> Dustin Hermanson, R Terry Jones, S (1, 5) (6, 1) (8, 7)																		3 0 0 0 0 1 3 1 0 1 1 0 0 0 1 0 0 0 0 0 0									
<b>Brian Schneider, L</b> Charlie O'Brien, R (1, 2) (6, 2)																		3 0 0 0 0 0 3 2 0 0 0 0 2 2									
<b>Orlando Cabrera, R</b> OBP: 0.264, SLG: 0.400 (1, 6)																		4 0 1 1 0 0 0									
<b>Mike Johnson, L</b> Mike Mordecai, R (1, 1) (6, 5)																		2 0 0 0 0 1 1 2 2 2 0 0 0 0									
<b>Inning Stats</b>	R: 0 E: 0 K: 1 S: 15	H: 1 LOB: 0 BB: 0 P: 20	R: 1 E: 0 K: 0 S: 7	H: 1 LOB: 0 BB: 0 P: 9	R: 0 E: 0 K: 1 S: 10	H: 0 LOB: 0 BB: 0 P: 13	R: 0 E: 0 K: 1 S: 6	H: 0 LOB: 0 BB: 0 P: 10	R: 1 E: 0 K: 0 S: 9	H: 2 LOB: 1 BB: 0 P: 11	R: 2 E: 0 K: 1 S: 21	H: 3 LOB: 2 BB: 1 P: 36	R: 4 E: 0 K: 1 S: 25	H: 6 LOB: 2 BB: 0 P: 34	R: 1 E: 0 K: 1 S: 11	H: 2 LOB: 1 BB: 0 P: 14	R: 1 E: 0 K: 1 S: 13	H: 1 LOB: 0 BB: 0 P: 19	1B: 10 2B: 4 3B: 0 HR: 2	SF: 1 SAC: 0 DP: 0 HBP: 0	WP: 1 PB: 0 SB: 0 CS: 1	PA: 43					
<b>PITCHER</b>	IP	WLS	BF	H	R	ER	SO	BB	IBB	HBP	BLK	WP	HR	S	P	ERA	WHIP										
<b>Steve Parris, R</b> ERA: 5.25 (1, 1)	5.1	L	22	6	4	4	3	1	0	0	0	0	1	61	86	6.75	1.312										
<b>Dennys Reyes, L</b> ERA: 6.0 (6, 1)	0.2		3	1	0	0	1	0	0	0	0	0	0	7	13	0.00	1.500										
<b>Elmer Dessens, R</b> ERA: 7.16 (7, 1)	1.0		9	6	4	4	1	0	0	0	0	0	0	25	34	36.00	6.000										
<b>Manny Aybar, R</b> ERA: 5.58 (8, 1)	1.0		5	2	1	1	0	0	0	0	0	1	0	11	14	9.00	2.000										
<b>Scott Sullivan, R</b> ERA: 4.79 (9, 1)	1.0		4	1	1	1	1	0	0	0	0	0	1	13	19	9.00	1.000										

**Montreal Expos @ Cincinnati Reds**  
Cinergy Field, Cincinnati, OH  
Wed May 31 2000, 7:35 PM EDT  
Att: 21,207 - Sunny - 84 F

AB	41
R	10
H	16
RBI	10
BB	1
SO	6
LOB	15



Batter	1	2	3	4	5	6	7	8	9	AB	R	H	RBI	BB	SO	LOB	BOTTOM										
<b>Pokey Reese, R</b> Chris Stynes, R OBP: 0.369, SLG: 0.416 OBP: 0.447, SLG: 0.545 (1, 4) (8, 4)																	3 1 1 0 0 0 0 1 1 1 1 0 0 0										
<b>Barry Larkin, R</b> Juan Castro, R OBP: 0.417, SLG: 0.500 OBP: 0.250, SLG: 0.395 (1, 6) (8, 6)																	3 0 0 0 0 1 1 1 0 1 1 0 0 0										
<b>Ken Griffey Jr., L</b> Manny Aybar, R OBP: 0.380, SLG: 0.475 OBP: 0.353, SLG: 0.476 OBP: 0.250, SLG: 0.250 (1, 8) (8, 1) (9, 1)																	3 0 0 0 0 2 1 0 0 0 0 0 0 0 1 0 0 0 0 1 1 0 0 0 0 0 0 0										
<b>Dante Bichette, R</b> OBP: 0.313, SLG: 0.389 (1, 9)																	4 0 1 1 0 0 0										
<b>Dmitri Young, S</b> OBP: 0.318, SLG: 0.413 (1, 7)																	4 0 0 0 0 2 1										
<b>Sean Casey, L</b> OBP: 0.320, SLG: 0.299 (1, 3)																	4 0 0 0 0 2 0										
<b>Eddie Taubensee, L</b> OBP: 0.367, SLG: 0.434 (1, 2)																	3 0 0 0 0 2 0										
<b>Aaron Boone, R</b> OBP: 0.366, SLG: 0.506 (1, 5)																	3 1 1 1 0 1 0										
<b>Steve Parris, R</b> Dennys Reyes, R Hal Morris, L Elmer Dessens, R Michael Tucker, L OBP: 0.118, SLG: 0.250 OBP: 0.347, SLG: 0.324 OBP: 0.415, SLG: 0.672 (1, 1) (6, 1) (6, PH) (7, 1) (8, 8)																	1 0 0 0 0 0 0 0 0 0 0 0 0 0 1 0 0 0 0 0 0 0 0 0 0 0 0 0 1 1 1 0 0 0 0										
<b>Inning Stats</b>	R: 1 E: 0 K: 2 S: 16	H: 2 LOB: 1 BB: 0 P: 22	R: 0 E: 0 K: 3 S: 9	H: 0 LOB: 0 BB: 0 P: 14	R: 0 E: 0 K: 1 S: 5	H: 0 LOB: 0 BB: 0 P: 8	R: 0 E: 0 K: 1 S: 9	H: 0 LOB: 0 BB: 0 P: 14	R: 0 E: 0 K: 0 S: 5	H: 0 LOB: 0 BB: 0 P: 6	R: 0 E: 0 K: 0 S: 7	H: 0 LOB: 0 BB: 0 P: 11	R: 0 E: 0 K: 1 S: 10	H: 0 LOB: 0 BB: 0 P: 14	R: 3 E: 0 K: 3 S: 25	H: 4 LOB: 1 BB: 0 P: 36	R: 0 E: 0 K: 0 S: 3	H: 0 LOB: 0 BB: 0 P: 4	1B: 1 2B: 4 3B: 0 HR: 1	SF: 0 SAC: 0 DP: 0 HBP: 0	WP: 1 PB: 0 SB: 0 CS: 0	PA: 33					
<b>PITCHER</b>	IP	WLS	BF	H	R	ER	SO	BB	IBB	HBP	BLK	WP	HR	S	P	ERA	WHIP										
<b>Mike Johnson, R</b> ERA: 5.89 (1, 1)	5.0		17	2	2	2	3	0	0	0	0	0	1	29	41	6.75	0.750										
<b>Dustin Hermanson, R</b> ERA: 5.4 (6, 1)	2.2	H	10	2	2	2	3	0	0	0	0	0	0	9	14	*	*										
<b>Guillermo Mota, R</b> ERA: 4.15 (8, 1)	0.0		2	2	1	1	0	0	0	0	0	1	0	9	14	*	*										
<b>Felipe Lira, R</b> ERA: 6.75 (8, 1)	1.1		4	0	0	0	1	0	0	0	0	0	0	7	10	0.00	0.000										

**Montreal Expos @ Cincinnati Reds**  
Cinergy Field, Cincinnati, OH  
Wed May 31 2000, 7:35 PM EDT  
Att: 21,207 - Sunny - 84 F

AB	33
R	4
H	6
RBI	4
BB	0
SO	11
LOB	4









Batter	1	2	3	4	5	6	7	8	9	AB	R	H	RBI	BB	SO	LOB	TOP		
Jacque Jones, L (1, 8) OBP: 0.350, SLG: 0.533	0-1 HR		4-2 FC3-6 BB		1-2 F8			2-3 K	2-3 K	4	1	1	1	1	2	3			
Cristian Guzman, S (1, 6) OBP: 0.325, SLG: 0.444	2-2 P6		2-1 FC3-6			1-1 F8		2-3 K	1-2 FC6	5	0	0	0	0	1	4			
Matt Lawton, L (1, 7) OBP: 0.429, SLG: 0.483	1-2 G3		3-1 F8			2-2 2B		0-1 2B		4	0	2	0	0	0	2			
Ron Coomer, R (1, 3) OBP: 0.340, SLG: 0.462	1-0 P6			2-2 F9		2-0 HBP		2-3 K		3	0	0	0	0	1	1			
Corey Koskie, L (1, 5) OBP: 0.358, SLG: 0.384		1-1 G4-3		1-3 K		1-3 K			3-2 BB 1B	4	1	1	0	0	2	2			
Brian Buchanan, R (1, 9) OBP: 0.293, SLG: 0.359		3-3 K		0-0 F8		1-3 K			4-1 BB 1B	3	1	0	0	1	2	2			
Matthew LeCroy, R (1, 2) OBP: 0.271, SLG: 0.345 Denny Hocking, S (9, PH) OBP: 0.375, SLG: 0.459		2-1 F8			1-1 FC5-4 1B		4-2 G4-6-3 BB		0-1 F9	2	0	1	0	1	0	0			
Jay Canizaro, R (1, 4) OBP: 0.307, SLG: 0.349 Marcus Jensen, S (9, PH) OBP: 0.279, SLG: 0.338			2-2 F8		1-3 K		0-0 G4-6-3		4-2 1B BB	3	0	0	0	0	1	2			
Joe Mays, S (1, 1) Travis Miller, R (6, 1) Bob Wells, R (6, 1) David Ortiz, L (7, PH) Hector Carrasco, R (7, 1) Midge Cummings, L (9, PH) OBP: 0.300, SLG: 0.400			1-2 FC3-6 BB 1B		2-1 FC5-4		1-0 G4-3		1-2 2-3 BB	2	0	1	0	0	0	1			
									1-3 2-H 1B	1	0	1	2	0	0	0			
<b>Inning Stats</b>	R: 1 E: 0 K: 0 S: 9	H: 1 LOB: 0 BB: 0 P: 13	R: 0 E: 0 K: 1 S: 7	H: 0 LOB: 0 BB: 0 P: 13	R: 0 E: 0 K: 0 S: 14	H: 1 LOB: 2 BB: 1 P: 26	R: 0 E: 0 K: 1 S: 7	H: 0 LOB: 0 BB: 0 P: 10	R: 0 E: 0 K: 1 S: 10	H: 1 LOB: 1 BB: 0 P: 15	R: 0 E: 0 K: 2 S: 12	H: 1 LOB: 2 BB: 0 P: 19	R: 0 E: 0 K: 3 S: 14	H: 1 LOB: 1 BB: 0 P: 20	R: 2 E: 0 K: 1 S: 20	H: 2 LOB: 2 BB: 2 P: 35	1B: 4 2B: 2 3B: 0 HR: 1	SF: 0 SAC: 0 DP: 1 HBP: 1	WP: 0 PA: 38 PB: 0 SB: 0 CS: 0
<b>PITCHER</b>	IP WLS BF H R ER SO BB IBB HBP BLK WP HR S P ERA WHIP	IP WLS BF H R ER SO BB IBB HBP BLK WP HR S P ERA WHIP	IP WLS BF H R ER SO BB IBB HBP BLK WP HR S P ERA WHIP	IP WLS BF H R ER SO BB IBB HBP BLK WP HR S P ERA WHIP	IP WLS BF H R ER SO BB IBB HBP BLK WP HR S P ERA WHIP	IP WLS BF H R ER SO BB IBB HBP BLK WP HR S P ERA WHIP	IP WLS BF H R ER SO BB IBB HBP BLK WP HR S P ERA WHIP	IP WLS BF H R ER SO BB IBB HBP BLK WP HR S P ERA WHIP	IP WLS BF H R ER SO BB IBB HBP BLK WP HR S P ERA WHIP	IP WLS BF H R ER SO BB IBB HBP BLK WP HR S P ERA WHIP	IP WLS BF H R ER SO BB IBB HBP BLK WP HR S P ERA WHIP	IP WLS BF H R ER SO BB IBB HBP BLK WP HR S P ERA WHIP	IP WLS BF H R ER SO BB IBB HBP BLK WP HR S P ERA WHIP	IP WLS BF H R ER SO BB IBB HBP BLK WP HR S P ERA WHIP	IP WLS BF H R ER SO BB IBB HBP BLK WP HR S P ERA WHIP	IP WLS BF H R ER SO BB IBB HBP BLK WP HR S P ERA WHIP	IP WLS BF H R ER SO BB IBB HBP BLK WP HR S P ERA WHIP	IP WLS BF H R ER SO BB IBB HBP BLK WP HR S P ERA WHIP	IP WLS BF H R ER SO BB IBB HBP BLK WP HR S P ERA WHIP

Minnesota Twins @ Cincinnati Reds  
Cinergy Field, Cincinnati, OH  
Fri Jun 02 2000, 7:35 PM EDT  
Att: 29,269 - Cloudy - 82 F

AB	33
R	3
H	7
RBI	3
BB	4
SO	9
LOB	19



Batter	1	2	3	4	5	6	7	8	9	AB	R	H	RBI	BB	SO	LOB	BOTTOM		
Chris Stynes, R (1, 4) OBP: 0.442, SLG: 0.526 Scott Williamson, R (8, 1) OBP: 0.500, SLG: 2.000 Danny Graves, R (9, 1)	2-1 G5-3		1-0 G6-3		2-1 G6-4-3 1B		0-0 L7			4	0	1	0	0	0	1			
Barry Larkin, R (1, 6) OBP: 0.494, SLG: 0.475	1-0 L8			4-2 F8 HR BB	1-2 G6-4-3		1-1 G4-3			3	1	0	0	1	0	2			
Ken Griffey Jr., L (1, 8) OBP: 0.378, SLG: 0.467	1-3 K			2-2 F8	1-3 1B	4-0 1B BB		2-2 F8		3	0	0	0	1	1	1			
Dante Bichette, R (1, 9) OBP: 0.333, SLG: 0.439		2-1 G6-3		0-2 HR		0-1 1B		2-2 1B SF7 1B		4	2	3	2	0	0	0			
Michael Tucker, L (1, 7) OBP: 0.451, SLG: 0.722		1-0 HR		1-2 1B		2-0 F8		0-2 1B		4	1	3	1	0	0	2			
Sean Casey, L (1, 3) OBP: 0.327, SLG: 0.319		1-0 G6-3		1-0 F7		1-2 2-3 1B		1-3 1B		3	0	1	1	0	0	1			
Aaron Boone, R (1, 5) OBP: 0.362, SLG: 0.492		2-1 G5-3		1-0 G5-3		0-0 P6		3-H G4-3		4	0	0	0	0	0	5			
Benito Santiago, R (1, 2) OBP: 0.361, SLG: 0.478			1-2 FC1-6 1B		1-0 FC1-6 1B	1-0 F3				3	0	2	0	0	0	3			
Rob Bell, R (1, 1) Hal Morris, L (7, PH) Pokey Reese, R (8, 4) OBP: 0.365, SLG: 0.416			1-2 FC1-6		1-0 FC1-6 1B		0-0 G6-3			2	0	0	0	0	0	2			
										1	0	0	0	0	0	0			
										0	0	0	0	0	0	0			
<b>Inning Stats</b>	R: 0 E: 0 K: 1 S: 6	H: 0 LOB: 0 BB: 0 P: 10	R: 1 E: 0 K: 0 S: 6	H: 1 LOB: 0 BB: 0 P: 12	R: 0 E: 0 K: 0 S: 8	H: 1 LOB: 0 BB: 0 P: 11	R: 2 E: 0 K: 0 S: 18	H: 2 LOB: 1 BB: 1 P: 27	R: 0 E: 0 K: 0 S: 7	H: 2 LOB: 1 BB: 0 P: 12	R: 0 E: 0 K: 0 S: 7	H: 2 LOB: 3 BB: 1 P: 16	R: 0 E: 0 K: 0 S: 4	H: 0 LOB: 0 BB: 0 P: 5	R: 1 E: 0 K: 0 S: 13	H: 2 LOB: 1 BB: 0 P: 21	1B: 8 2B: 0 3B: 0 HR: 2	SF: 1 SAC: 0 DP: 2 HBP: 0	WP: 0 PA: 34 PB: 0 SB: 2 CS: 0
<b>PITCHER</b>	IP WLS BF H R ER SO BB IBB HBP BLK WP HR S P ERA WHIP	IP WLS BF H R ER SO BB IBB HBP BLK WP HR S P ERA WHIP	IP WLS BF H R ER SO BB IBB HBP BLK WP HR S P ERA WHIP	IP WLS BF H R ER SO BB IBB HBP BLK WP HR S P ERA WHIP	IP WLS BF H R ER SO BB IBB HBP BLK WP HR S P ERA WHIP	IP WLS BF H R ER SO BB IBB HBP BLK WP HR S P ERA WHIP	IP WLS BF H R ER SO BB IBB HBP BLK WP HR S P ERA WHIP	IP WLS BF H R ER SO BB IBB HBP BLK WP HR S P ERA WHIP	IP WLS BF H R ER SO BB IBB HBP BLK WP HR S P ERA WHIP	IP WLS BF H R ER SO BB IBB HBP BLK WP HR S P ERA WHIP	IP WLS BF H R ER SO BB IBB HBP BLK WP HR S P ERA WHIP	IP WLS BF H R ER SO BB IBB HBP BLK WP HR S P ERA WHIP	IP WLS BF H R ER SO BB IBB HBP BLK WP HR S P ERA WHIP	IP WLS BF H R ER SO BB IBB HBP BLK WP HR S P ERA WHIP	IP WLS BF H R ER SO BB IBB HBP BLK WP HR S P ERA WHIP	IP WLS BF H R ER SO BB IBB HBP BLK WP HR S P ERA WHIP	IP WLS BF H R ER SO BB IBB HBP BLK WP HR S P ERA WHIP	IP WLS BF H R ER SO BB IBB HBP BLK WP HR S P ERA WHIP	IP WLS BF H R ER SO BB IBB HBP BLK WP HR S P ERA WHIP

Minnesota Twins @ Cincinnati Reds  
Cinergy Field, Cincinnati, OH  
Fri Jun 02 2000, 7:35 PM EDT  
Att: 29,269 - Cloudy - 82 F

AB	31
R	4
H	10
RBI	4
BB	2
SO	1
LOB	17





Batter	1	2	3	4	5	6	7	8	9	AB	R	H	RBI	BB	SO	LOB	TOP								
Jay Canizaro, R (1,4) OBP: 0.304, SLG: 0.379	1-2 P4		0-0 HR	1-0 P4			0-2 G5-3			4	1	1	1	0	0	1									
Cristian Guzman, S (1,6) OBP: 0.328, SLG: 0.438	0-1 P4		2-2 G3		4-1 L9-3 BB			1-0 P4		3	0	0	0	1	0	0									
Matt Lawton, L (1,7) OBP: 0.426, SLG: 0.478	0-0 G1-3		1-0 E6		3-2 L9-3			1-1 G3-1		4	0	1	0	0	0	1									
Butch Huskey, R (1,3) OBP: 0.341, SLG: 0.350		4-2 2B BB			3-1 F8			2-3 K		2	1	0	0	2	1	0									
Brian Buchanan, R (1,9) OBP: 0.289, SLG: 0.372		0-0 G3 1-H G4-3 2B		1-3 K			3-1 P5		0-0 G4-3	4	1	1	1	0	1	2									
Jacque Jones, L (1,8) OBP: 0.344, SLG: 0.523		0-0 G3		1-3 K			1-0 G4-3		1-0 G3	3	0	0	0	0	1	3									
Matthew LeCroy, R (9, PH) OBP: 0.269, SLG: 0.342		2-3								1	0	0	0	0	0	0									
Marcus Jensen, S (1,2) OBP: 0.278, SLG: 0.325		4-1 G4-3 BB			2-1 F8				0-1 G5-3	3	0	0	0	1	0	0									
Jason Maxwell, R (1,5) OBP: 0.306, SLG: 0.400		0-1 G4-3			3-1 F8				1-0 G6-3	3	0	0	1	0	0	1									
Sean Bergman, R (1,1) OBP: 0.500, SLG: 1.000		1-3 K			0-1				2-3 K	2	0	1	0	0	1	1									
Johan Santana, L (5,1)										0	0	0	0	0	0	0									
Ron Coomer, R (7, PH) OBP: 0.338, SLG: 0.460										1	0	0	0	0	1	0									
Travis Miller, R (7,1)										0	0	0	0	0	0	0									
Eddie Guardado, R (8,1)										0	0	0	0	0	0	0									
<b>Inning Stats</b>	R: 0 E: 0 K: 0 S: 6	H: 0 LOB: 0 BB: 0 P: 7	R: 2 E: 0 K: 1 S: 11	H: 1 LOB: 1 BB: 2 P: 20	R: 1 E: 1 K: 2 S: 14	H: 2 LOB: 2 BB: 1 P: 23	R: 0 E: 0 K: 0 S: 7	H: 1 LOB: 0 BB: 0 P: 13	R: 0 E: 0 K: 0 S: 8	H: 0 LOB: 0 BB: 1 P: 18	R: 0 E: 0 K: 0 S: 6	H: 0 LOB: 0 BB: 0 P: 12	R: 0 E: 0 K: 1 S: 7	H: 0 LOB: 0 BB: 0 P: 10	R: 0 E: 0 K: 1 S: 6	H: 0 LOB: 0 BB: 0 P: 10	R: 0 E: 0 K: 0 S: 4	H: 0 LOB: 0 BB: 0 P: 5	1B: 1 2B: 3 3B: 0 HR: 1	SF: 0 SAC: 0 DP: 1 HBP: 0	WP: 0 PB: 0 SB: 0 CS: 0	PA: 34			
<b>PITCHER</b>	IP	WLS	BF	H	R	ER	SO	BB	IBB	HBP	BLK	WP	HR	S	P	ERA	WHIP								
Denny Neagle, L (1,1) ERA: 3.43	7.0	W	28	4	3	3	4	4	0	0	0	0	1	59	103	3.86	1.143								
Dennys Reyes, L (8,1) ERA: 5.14	2.0		6	0	0	0	1	0	0	0	0	0	0	10	15	0.00	0.000								

Minnesota Twins @ Cincinnati Reds  
Cinergy Field, Cincinnati, OH  
Sat Jun 03 2000, 7:05 PM EDT  
Att: 45,617 - Sunny - 77 F

AB	30
R	3
H	4
RBI	3
BB	4
SO	5
LOB	9



Batter	1	2	3	4	5	6	7	8	9	AB	R	H	RBI	BB	SO	LOB	BOTTOM								
Pokey Reese, R (1,4) OBP: 0.370, SLG: 0.417	1-1 HR 1B		1-0 G1-3	1-1 1B		4-2 3B BB		2-3 K		4	2	2	2	1	1	0									
Barry Larkin, R (1,6) OBP: 0.407, SLG: 0.516	0-1 HR		1-2 G6-3	0-0 F9		1-2 1B BB		1-3 K		4	1	2	3	0	0	2									
Juan Castro, R (8,6) OBP: 0.244, SLG: 0.386	1-H HR									1	0	0	0	0	1	0									
Ken Griffey Jr., L (1,8) OBP: 0.379, SLG: 0.478	4-2 BB		3-1 G1-3		0-0 HR			3-3 K		4	1	1	1	1	1	1									
Dante Bichette, R (1,9) OBP: 0.336, SLG: 0.453	0-0 F7			0-1 G6-3	0-0 HR			4-2 1B BB		3	2	1	1	1	0	1									
Michael Tucker, L (1,7) OBP: 0.453, SLG: 0.703	1-0 F8			4-2 FC6-4 1B BB	3-2 G3-1			1-1 1B HBP		2	1	0	0	1	0	1									
Sean Casey, L (1,3) OBP: 0.325, SLG: 0.312	0-3 K			4-2 FC6-4 1B BB	2-3 K			1-2 K		3	0	0	0	1	3	3									
Aaron Boone, R (1,5) OBP: 0.359, SLG: 0.487		0-0 G5-3		1-2 FC6-4 1B BB	3-3 K			0-1 FC4-6 1B		4	1	1	1	0	1	2									
Eddie Taubensee, L (1,2) OBP: 0.358, SLG: 0.416		1-1 G3		4-1 1B BB				0-0 F8	2-2 P4	3	1	0	0	1	0	2									
Denny Neagle, L (1,1) OBP: 0.269, SLG: 0.250		1-2 G4-3		0-0 1B BB				2-1 G6-3	0-0 FC4-6	3	0	1	1	0	0	0									
Chris Stynes, R (7, PH) OBP: 0.432, SLG: 0.513				1-2 1B						1	0	0	0	0	0	2									
Dennys Reyes, R (8,1) ERA: 4.82				1-2 1B						0	0	0	0	0	0	0									
<b>Inning Stats</b>	R: 2 E: 0 K: 1 S: 13	H: 2 LOB: 1 BB: 1 P: 19	R: 0 E: 0 K: 0 S: 6	H: 0 LOB: 0 BB: 0 P: 8	R: 0 E: 0 K: 0 S: 6	H: 0 LOB: 0 BB: 0 P: 11	R: 3 E: 0 K: 0 S: 15	H: 2 LOB: 2 BB: 3 P: 29	R: 2 E: 0 K: 2 S: 11	H: 2 LOB: 0 BB: 0 P: 19	R: 1 E: 0 K: 0 S: 10	H: 1 LOB: 1 BB: 1 P: 17	R: 1 E: 0 K: 1 S: 16	H: 1 LOB: 2 BB: 1 P: 24	R: 0 E: 0 K: 3 S: 9	H: 0 LOB: 0 BB: 0 P: 15	1B: 4 2B: 0 3B: 1 HR: 3	SF: 0 SAC: 0 DP: 0 HBP: 1	WP: 0 PB: 0 SB: 1 CS: 0	PA: 39					
<b>PITCHER</b>	IP	WLS	BF	H	R	ER	SO	BB	IBB	HBP	BLK	WP	HR	S	P	ERA	WHIP								
Sean Bergman, R (1,1) ERA: 9.59	4.0	L	22	6	7	7	1	4	0	0	0	0	0	19	34	4.50	1.000								
Johan Santana, L (5,1) ERA: 8.16	2.0		8	1	1	1	2	1	0	0	0	0	0	16	24	9.00	2.000								
Travis Miller, L (7,1) ERA: 4.03	1.0		6	1	1	1	1	1	0	1	0	0	0	9	15	0.00	0.000								
Eddie Guardado, L (8,1) ERA: 4.82	1.0		3	0	0	0	3	0	0	0	0	0	0	9	15	0.00	0.000								

Minnesota Twins @ Cincinnati Reds  
Cinergy Field, Cincinnati, OH  
Sat Jun 03 2000, 7:05 PM EDT  
Att: 45,617 - Sunny - 77 F

AB	32
R	9
H	8
RBI	9
BB	6
SO	7
LOB	14





Batter	1	2	3	4	5	6	7	8	9	10	AB	R	H	RBI	BB	SO	LOB	TOP									
Denny Hocking, S OBP: 0.376, SLG: 0.461 (1.4) (8.5)	F8		G4-3															4	1	1	0	1	1	0			
Cristian Guzman, S OBP: 0.321, SLG: 0.428 (1.6)	B3		F7															5	0	0	0	0	2	2			
Matt Lawton, L OBP: 0.425, SLG: 0.479 (1.7)	1B																	4	0	1	0	1	0	1			
Ron Coomer, R OBP: 0.345, SLG: 0.463 (1.3)	1B																	3	1	2	1	1	0	1			
Corey Koskie, L OBP: 0.381, SLG: 0.381 LaTroy Hawkins, R (8.1)	F7																	4	0	1	0	0	0	3			
Brian Buchanan, R OBP: 0.288, SLG: 0.362 (1.9)																		4	0	1	0	0	1	2			
Jacque Jones, L OBP: 0.353, SLG: 0.534 (1.8)	G6-3																	4	0	3	1	0	0	1			
Matthew LeCroy, R OBP: 0.271, SLG: 0.336 Midre Cummings, L OBP: 0.375, SLG: 0.478 Marcus Jensen, S OBP: 0.278, SLG: 0.325 (9.2)	G6-3																	2	0	0	0	1	0	0			
Mark Redman, L (1.1)																		2	0	0	0	0	1	3			
David Ortiz, L OBP: 0.341, SLG: 0.329 Bob Wells, R (7.1)	G6-3																	1	0	0	0	0	1	0			
Eddie Guardado, R (8.1)																		0	0	0	0	0	0	0			
Jay Canizaro, R OBP: 0.301, SLG: 0.375 (8.4)																		1	0	0	0	0	1	1			
<b>Inning Stats</b>	R: 0 E: 0 K: 0 S: 6	H: 1 LOB: 2 P: 15	R: 0 E: 0 K: 0 S: 7	H: 1 LOB: 0 BB: 0 P: 10	R: 0 E: 0 K: 0 S: 7	H: 0 LOB: 0 BB: 0 P: 12	R: 1 E: 0 K: 1 S: 13	H: 2 LOB: 3 BB: 2 P: 26	R: 1 E: 0 K: 1 S: 10	H: 2 LOB: 1 BB: 0 P: 15	R: 0 E: 0 K: 2 S: 8	H: 0 LOB: 0 BB: 0 P: 13	R: 0 E: 0 K: 0 S: 7	H: 1 LOB: 1 BB: 0 P: 8	R: 0 E: 0 K: 1 S: 10	H: 1 LOB: 1 BB: 0 P: 14	R: 0 E: 0 K: 1 S: 7	H: 0 LOB: 0 BB: 1 P: 15	1B: 6 2B: 3 3B: 0 HR: 0	SF: 0 SAC: 0 DP: 1 HBP: 0	WP: 0 PB: 0 SB: 1 CS: 1	PA: 39					
<b>PITCHER</b>	IP	WLS	BF	H	R	ER	SO	BB	IBB	HBP	BLK	WP	HR	S	P	ERA	WHIP										
Oswaldo Fernandez, R ERA: 2.76 (1.1)	3.0		11	2	0	0	0	1	0	0	0	0	0	20	37	0.00	1.000										
Elmer Dessens, R ERA: 3.98 (4.1)	2.0		11	4	2	2	2	1	1	0	0	0	0	23	41	9.00	2.500										
Scott Sullivan, R ERA: 4.37 (6.1)	2.0		6	1	0	0	3	0	0	0	0	0	0	15	24	0.00	0.500										
Scott Williamson, R ERA: 2.33 (8.1)	2.0		8	2	0	0	1	0	0	0	0	0	0	17	22	0.00	1.000										
Danny Graves, R ERA: 1.82 (10.1)	1.0	W	3	0	0	0	1	1	0	0	0	0	0	7	15	0.00	1.000										

Minnesota Twins @ Cincinnati Reds  
Cinergy Field, Cincinnati, OH  
Sun Jun 04 2000, 1:15 PM EDT  
Att. 40,169 - Sunny - 75 F

AB 35  
R 2  
H 9  
RBI 2  
BB 4  
SO 7  
LOB 15



Batter	1	2	3	4	5	6	7	8	9	10	AB	R	H	RBI	BB	SO	LOB	BOTTOM									
Pokey Reese, R OBP: 0.367, SLG: 0.412 (1.4)	K		G4-3															5	0	1	1	0	2	0			
Barry Larkin, R OBP: 0.409, SLG: 0.515 (1.6)	1B																	4	0	2	0	0	1	0			
Ken Griffey Jr., L OBP: 0.377, SLG: 0.474 (1.8)	K																	4	1	1	0	0	3	2			
Dante Bichette, R OBP: 0.340, SLG: 0.469 (1.9)	K																	4	1	2	2	0	1	2			
Dmitri Young, S OBP: 0.314, SLG: 0.404 (1.3)																		4	0	1	0	0	1	1			
Chris Stynes, R OBP: 0.428, SLG: 0.500 Michael Tucker, L OBP: 0.448, SLG: 0.693 (9. PH) (10.7)																		3	0	1	0	0	2	1			
Aaron Boone, R OBP: 0.353, SLG: 0.477 Danny Graves, R OBP: 0.500, SLG: 2.000 (10.1)																		4	0	0	0	0	3	1			
Benito Santiago, R OBP: 0.342, SLG: 0.451 (1.2)																		4	0	0	0	0	0	1			
Oswaldo Fernandez, R OBP: 0.108, SLG: 0.100 (4.1)																		1	0	0	0	0	0	0			
D.T. Cromer, L OBP: 0.202, SLG: 0.682 Scott Sullivan, R OBP: 0.295, SLG: 0.250 Hal Morris, L OBP: 0.246, SLG: 0.300 Scott Williamson, R OBP: 0.291, SLG: 0.422 (10.5)																		1	0	0	0	0	0	0			
<b>Inning Stats</b>	R: 0 E: 0 K: 3 S: 14	H: 1 LOB: 1 BB: 0 P: 22	R: 0 E: 0 K: 3 S: 9	H: 0 LOB: 0 BB: 0 P: 14	R: 0 E: 0 K: 0 S: 8	H: 0 LOB: 0 BB: 0 P: 9	R: 0 E: 0 K: 1 S: 7	H: 1 LOB: 1 BB: 0 P: 11	R: 0 E: 0 K: 0 S: 12	H: 1 LOB: 1 BB: 0 P: 19	R: 2 E: 0 K: 2 S: 15	H: 3 LOB: 1 BB: 0 P: 21	R: 0 E: 0 K: 2 S: 8	H: 0 LOB: 0 BB: 0 P: 13	R: 0 E: 0 K: 2 S: 12	H: 1 LOB: 1 BB: 0 P: 17	R: 0 E: 0 K: 1 S: 12	H: 0 LOB: 0 BB: 0 P: 15	R: 1 E: 0 K: 0 S: 8	H: 2 LOB: 1 BB: 0 P: 11	1B: 7 2B: 1 3B: 0 HR: 1	SF: 0 SAC: 0 DP: 0 HBP: 0	WP: 1 PB: 0 SB: 0 CS: 0	PA: 37			
<b>PITCHER</b>	IP	WLS	BF	H	R	ER	SO	BB	IBB	HBP	BLK	WP	HR	S	P	ERA	WHIP										
Mark Redman, L ERA: 3.52 (1.1)	6.0		24	6	2	2	9	0	0	0	0	1	1	65	96	3.00	1.000										
Bob Wells, R ERA: 4.00 (7.1)	1.1		5	1	0	0	3	0	0	0	0	0	0	13	20	0.00	0.750										
Eddie Guardado, L ERA: 4.74 (8.1)	0.1		1	0	0	0	1	0	0	0	0	0	0	3	5	0.00	0.000										
LaTroy Hawkins, R ERA: 3.55 (8.1)	1.2	L	7	2	1	1	1	0	0	0	0	0	0	24	31	5.40	1.200										

Minnesota Twins @ Cincinnati Reds  
Cinergy Field, Cincinnati, OH  
Sun Jun 04 2000, 1:15 PM EDT  
Att. 40,169 - Sunny - 75 F

AB 37  
R 3  
H 9  
RBI 3  
BB 0  
SO 14  
LOB 9





Batter	1	2	3	4	5	6	7	8	9	AB	R	H	RBI	BB	SO	LOB	TOP										
Ray Durham, S OBP: 0.306, SLG: 0.450																	5 1 1 0 0 0 4										
Jose Valentin, S OBP: 0.308, SLG: 0.469																	4 1 1 2 0 0 1										
Frank Thomas, R OBP: 0.424, SLG: 0.567 Keith Foulke, R																	2 0 0 0 2 1 0 0 0 0 0 0 0 0										
Magglio Ordonez, R OBP: 0.354, SLG: 0.505																	4 0 0 0 0 1 2										
Chris Singleton, L OBP: 0.303, SLG: 0.412																	3 0 0 0 1 0 0										
Carlos Lee, R OBP: 0.347, SLG: 0.560																	4 1 1 0 0 0 2										
Greg Norton, S OBP: 0.358, SLG: 0.476																	4 1 2 1 0 1 2										
Mark Johnson, L OBP: 0.297, SLG: 0.323 14 Paul Konerko, R OBP: 0.345, SLG: 0.516 Brook Fordyce, R OBP: 0.150, SLG: 0.263																	3 0 1 0 0 1 0 1 0 1 1 0 0 0 0 0 0 0 0 0 0										
James Baldwin, R																	3 0 0 0 0 1 1 0 0 0 0 0 0 0 0 0 0 0 0 0 0 1 0 0 0 0 0 2										
Kelly Wunsch, L																											
Bob Howry, L																											
Tony Graffanino, R OBP: 0.333, SLG: 0.318																											
<b>Inning Stats</b>	R: 1 E: 0 K: 2 S: 11	H: 1 LOB: 0 BB: 0 P: 18	R: 0 E: 0 K: 0 S: 9	H: 0 LOB: 0 BB: 0 P: 15	R: 0 E: 0 K: 1 S: 8	H: 1 LOB: 1 BB: 0 P: 14	R: 0 E: 0 K: 1 S: 11	H: 0 LOB: 0 BB: 2 P: 22	R: 0 E: 0 K: 0 S: 6	H: 0 LOB: 0 BB: 0 P: 8	R: 1 E: 0 K: 2 S: 7	H: 1 LOB: 1 BB: 0 P: 10	R: 1 E: 0 K: 2 S: 16	H: 1 LOB: 1 BB: 0 P: 23	R: 0 E: 0 K: 0 S: 6	H: 0 LOB: 0 BB: 0 P: 12	R: 1 E: 0 K: 0 S: 13	H: 3 LOB: 2 BB: 0 P: 21	1B: 4 2B: 1 3B: 1 HR: 2	SF: 0 SAC: 0 DP: 1 HBP: 0	WP: 1 PB: 0 SB: 0 CS: 0	PA: 37					
<b>PITCHER</b>	IP	WLS	BF	H	R	ER	SO	BB	IBB	HBP	BLK	WP	HR	S	P	ERA	WHIP										
Steve Parris, R ERA: 5.04	6.0	L	23	3	2	2	3	2	0	0	0	0	1	52	87	3.00	0.833										
Scott Sullivan, R ERA: 4.5	1.0		5	1	1	1	2	0	0	0	0	1	1	16	23	9.00	1.000										
Elmer Dessens, R ERA: 6.97	1.1		6	2	1	1	0	1	0	0	0	0	0	13	21	6.75	2.250										
Dennys Reyes, L ERA: 5.14	0.0		1	1	0	0	0	0	0	0	0	0	0	2	4	∞	∞										
Danny Graves, R ERA: 1.79	0.2		2	0	0	0	0	0	0	0	0	0	0	4	8	0.00	0.000										

Chicago White Sox @ Cincinnati Reds  
Cinergy Field, Cincinnati, OH  
Mon Jun 05 2000, 7:35 PM EDT  
Att: 26,624 - Cloudy - 67 F

livebaseballscores.com

AB 34  
R 4  
H 7  
RBI 4  
BB 3  
SO 5  
LOB 14

Batter	1	2	3	4	5	6	7	8	9	AB	R	H	RBI	BB	SO	LOB	BOTTOM										
Pokey Reese, R OBP: 0.365, SLG: 0.407																	3 0 0 0 1 1 2										
Bary Larkin, R OBP: 0.412, SLG: 0.511																	3 0 1 0 1 0 1										
Ken Griffey Jr., L OBP: 0.378, SLG: 0.474																	4 0 2 0 0 2 1										
Dante Bichette, R OBP: 0.338, SLG: 0.465																	4 0 1 0 0 1 4										
Michael Tucker, L OBP: 0.440, SLG: 0.671																	4 1 1 0 0 0 1										
Sean Casey, L OBP: 0.323, SLG: 0.331																	4 1 1 1 0 0 1										
Aaron Boone, R OBP: 0.356, SLG: 0.477																	4 1 2 0 0 1 0										
Eddie Taubensee, L OBP: 0.253, SLG: 0.411 Dmitri Young, S OBP: 0.217, SLG: 0.442 Elmer Dessens, R Dennys Reyes, R Danny Graves, R Chris Stynes, R																	2 0 0 0 0 1 1 1 0 1 1 0 1 0 0 0 0 0 0										
Steve Parris, R ERA: 3.07 D.T. Cromer, L OBP: 0.407, SLG: 0.625 Scott Sullivan, R OBP: 0.250, SLG: 0.250 Benito Santiago, R OBP: 0.333, SLG: 0.438																	1 0 1 0 0 0 0 1 0 0 0 0 1 0 0 0 0 0 0 0 0 2 0 0 1 0 0 1										
<b>Inning Stats</b>	R: 0 E: 0 K: 0 S: 6	H: 1 LOB: 1 BB: 1 P: 11	R: 0 E: 0 K: 0 S: 8	H: 0 LOB: 0 BB: 0 P: 13	R: 0 E: 0 K: 1 S: 6	H: 1 LOB: 1 BB: 0 P: 11	R: 0 E: 0 K: 1 S: 10	H: 0 LOB: 0 BB: 1 P: 16	R: 0 E: 0 K: 2 S: 14	H: 2 LOB: 2 BB: 0 P: 23	R: 2 E: 0 K: 0 S: 10	H: 3 LOB: 1 BB: 0 P: 14	R: 0 E: 0 K: 1 S: 12	H: 1 LOB: 1 BB: 0 P: 15	R: 1 E: 0 K: 1 S: 8	H: 1 LOB: 0 BB: 0 P: 12	1B: 8 2B: 2 3B: 0 HR: 1	SF: 0 SAC: 0 DP: 2 HBP: 0	WP: 0 PB: 0 SB: 0 CS: 1	PA: 36							
<b>PITCHER</b>	IP	WLS	BF	H	R	ER	SO	BB	IBB	HBP	BLK	WP	HR	S	P	ERA	WHIP										
James Baldwin, R ERA: 3.07	6.1	W	25	7	2	2	5	2	0	0	0	0	0	60	96	2.84	1.421										
Kelly Wunsch, L ERA: 2.95	0.0		1	1	0	0	0	0	0	0	0	0	0	2	3	∞	∞										
Bob Howry, R ERA: 4.03	0.2	H	2	0	0	0	0	0	0	0	0	0	0	3	5	0.00	0.000										
Keith Foulke, R ERA: 0.96	2.0	S	8	2	1	1	2	0	0	0	0	0	1	20	27	4.50	1.000										

Chicago White Sox @ Cincinnati Reds  
Cinergy Field, Cincinnati, OH  
Mon Jun 05 2000, 7:35 PM EDT  
Att: 26,624 - Cloudy - 67 F

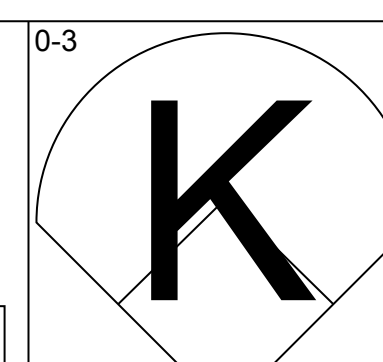
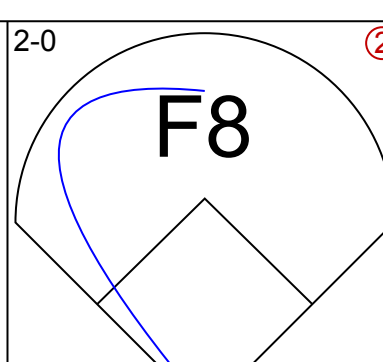
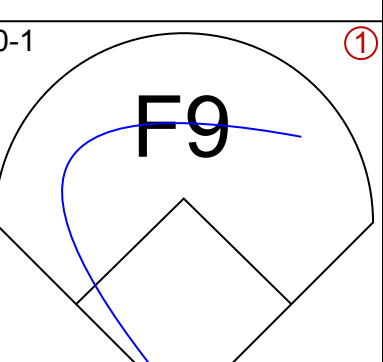
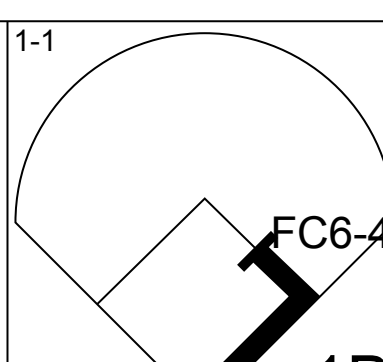
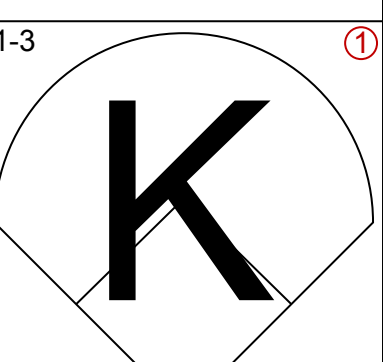
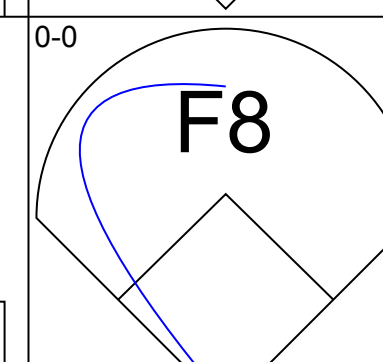
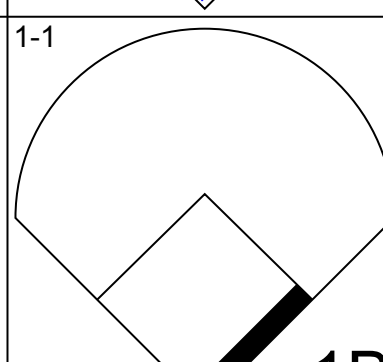
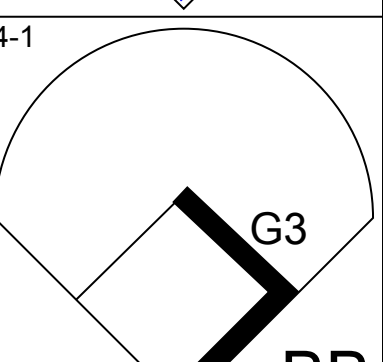
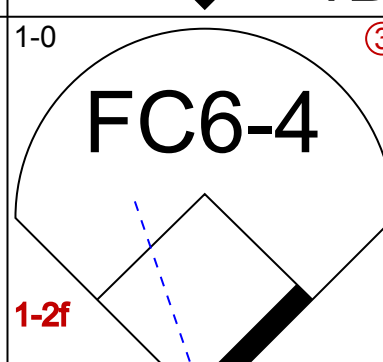
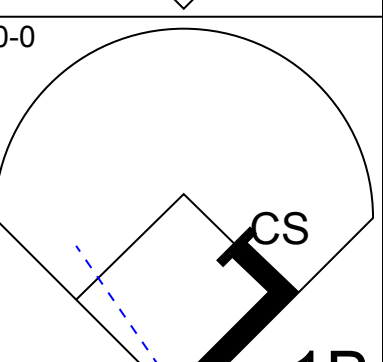
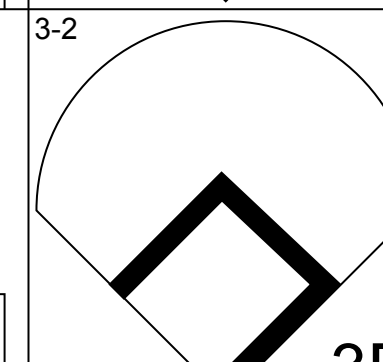
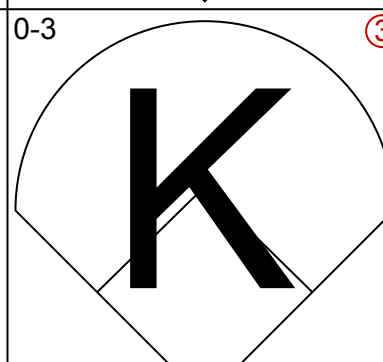
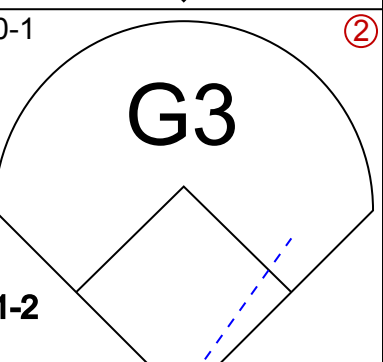
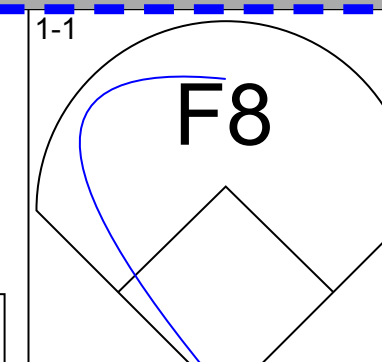
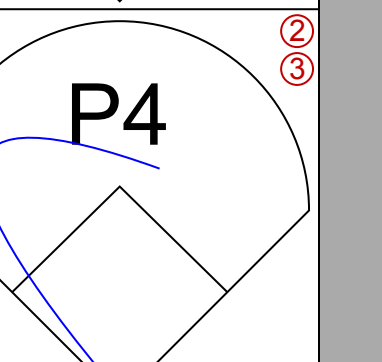
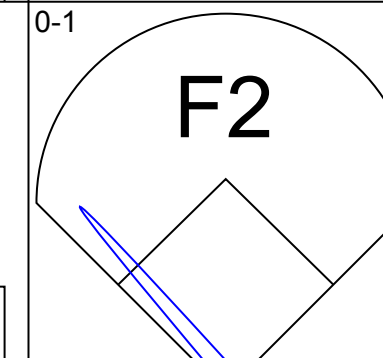
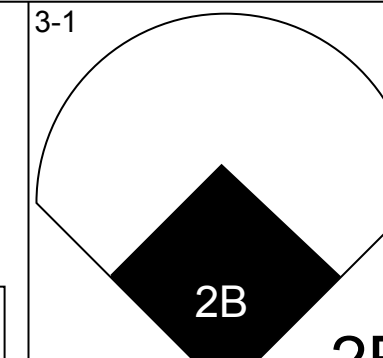
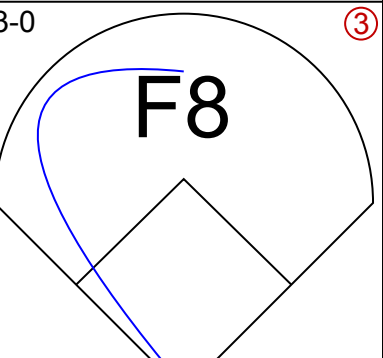
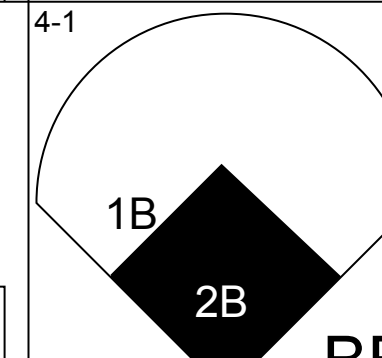
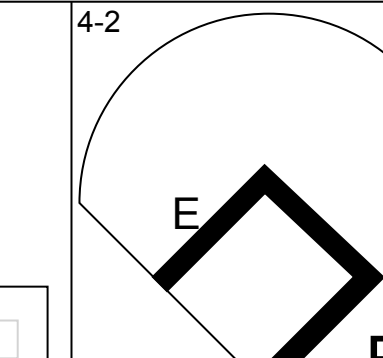
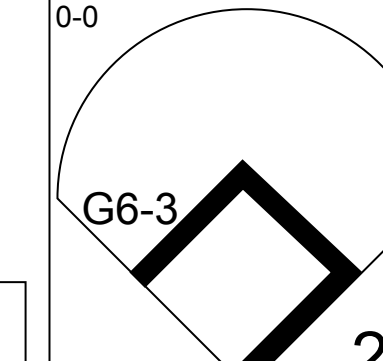
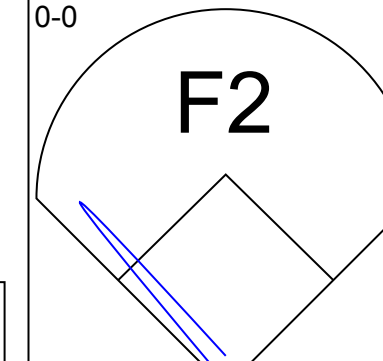
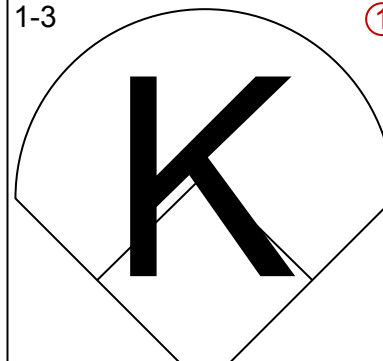
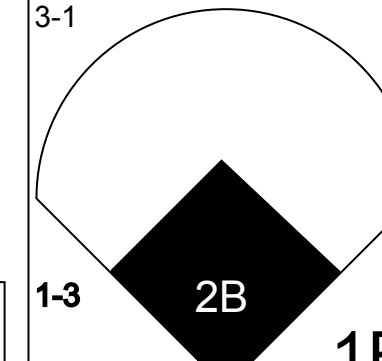
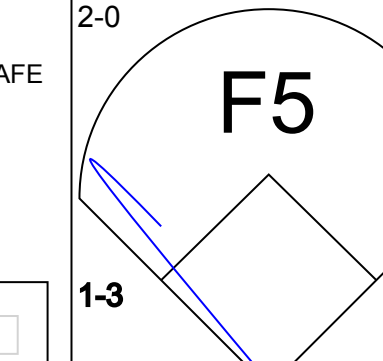
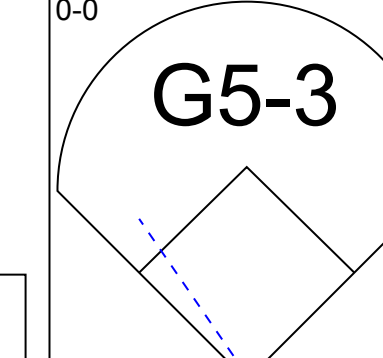
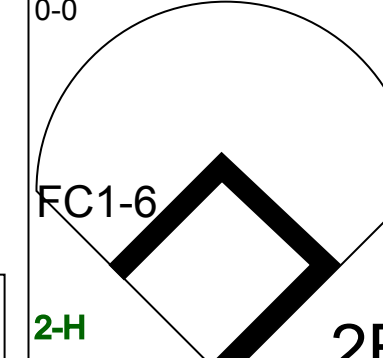
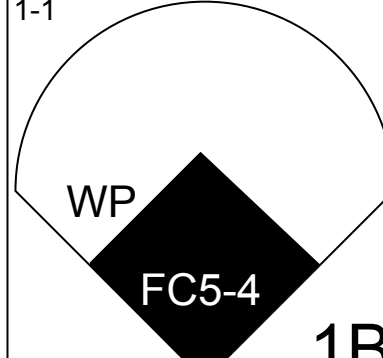
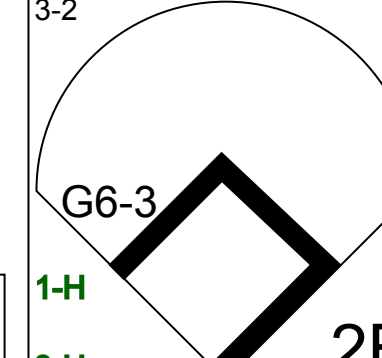
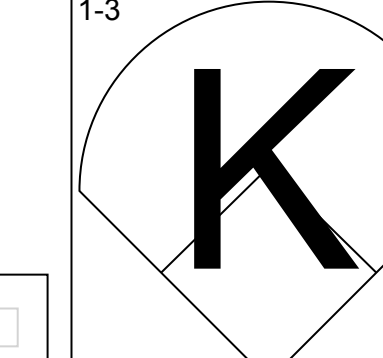
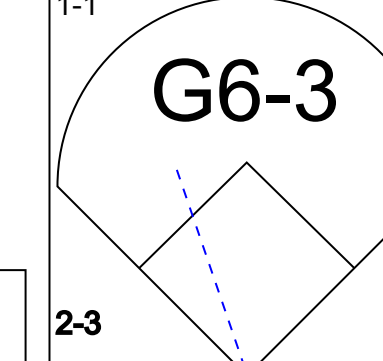
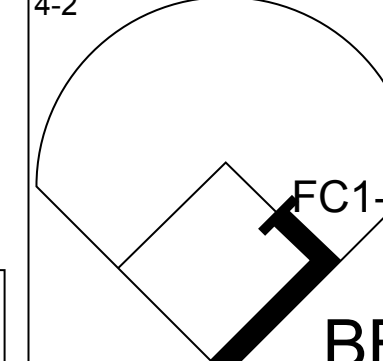
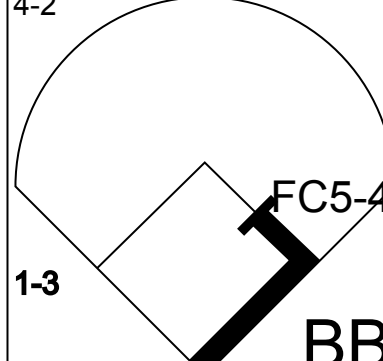
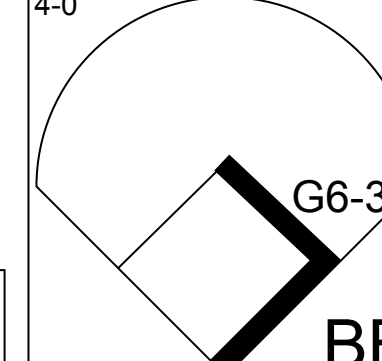
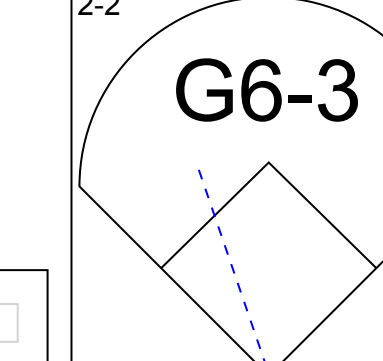
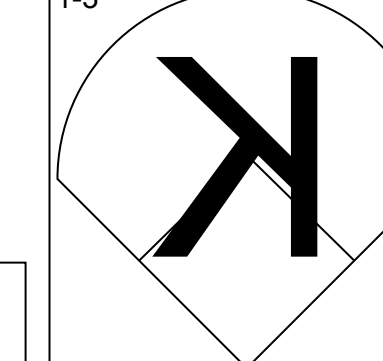
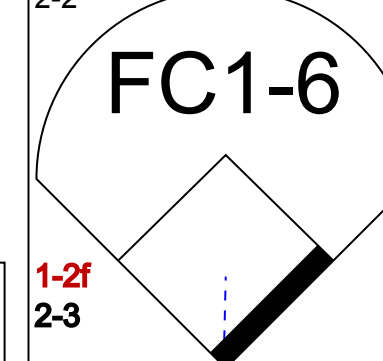
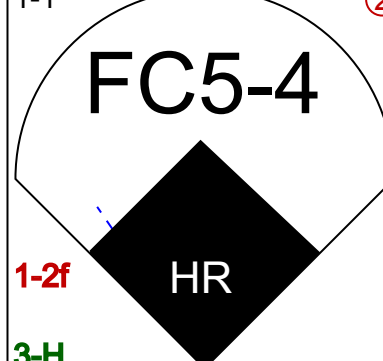
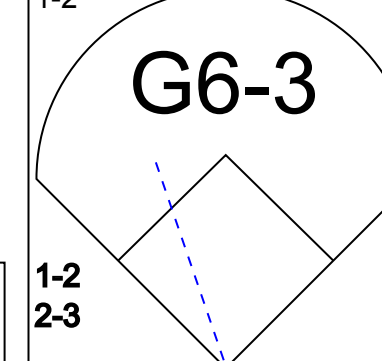

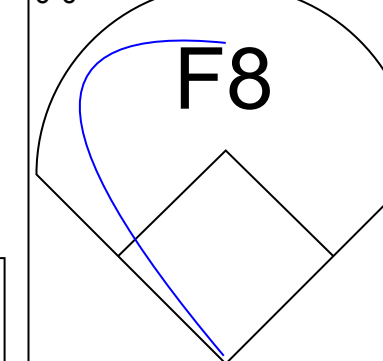
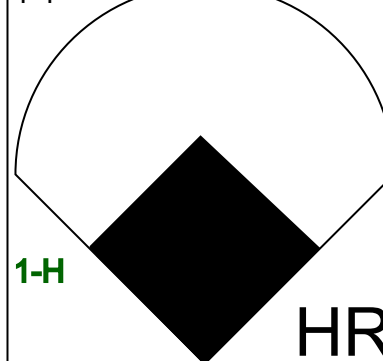
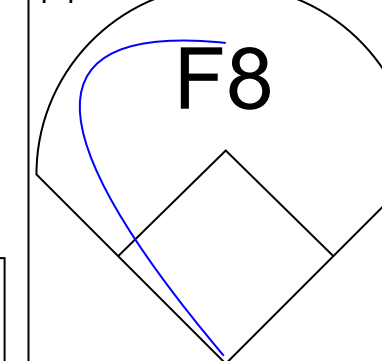
livebaseballscores.com

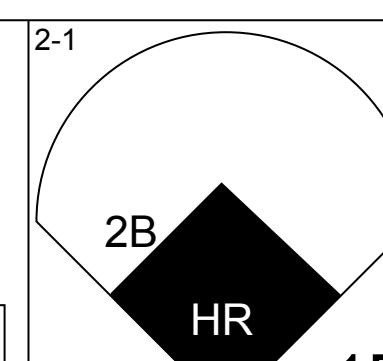
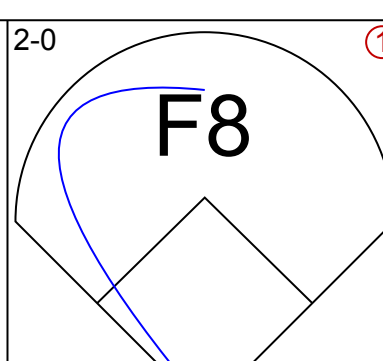
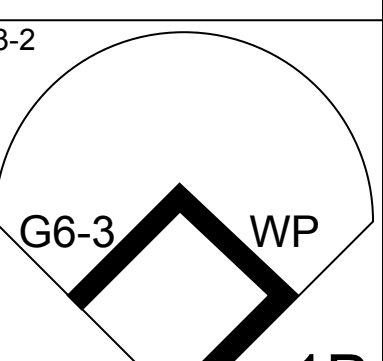
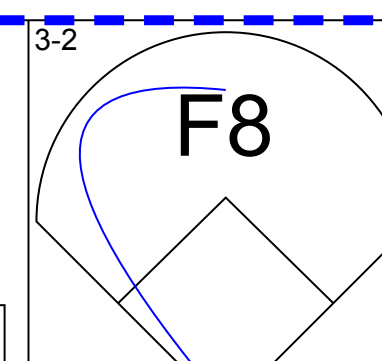
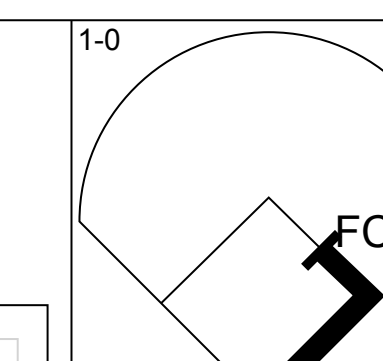
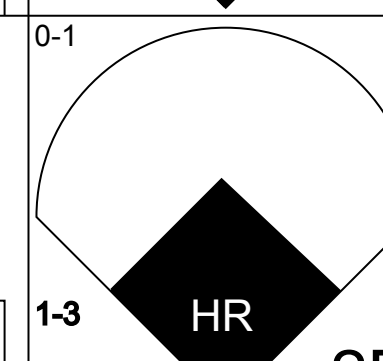
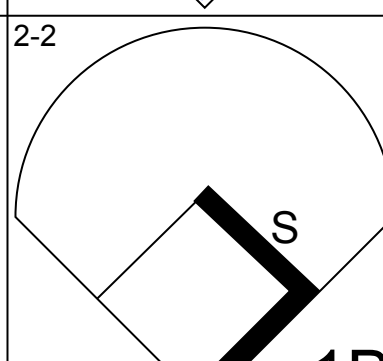
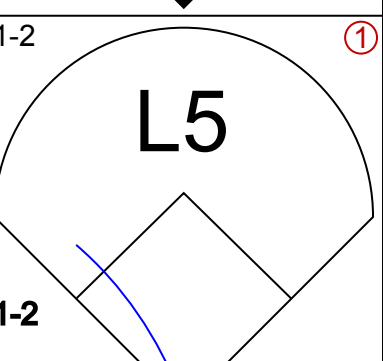
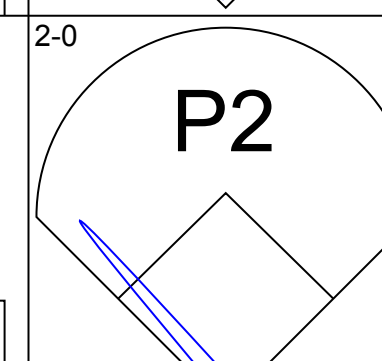
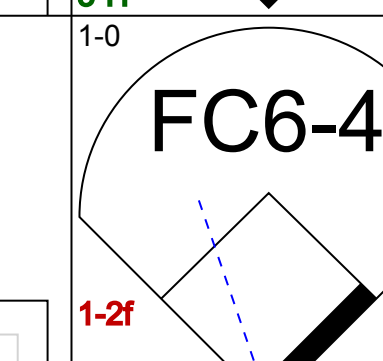
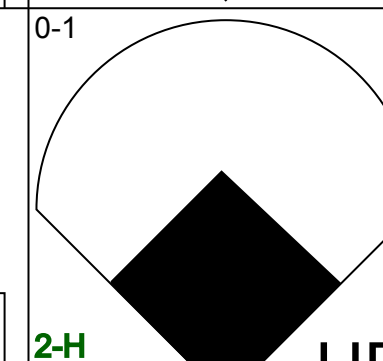
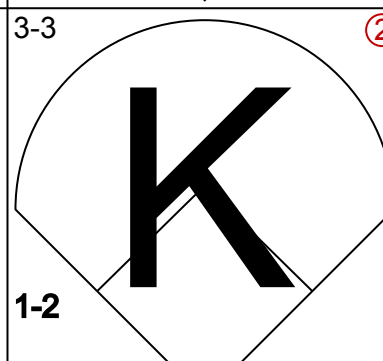
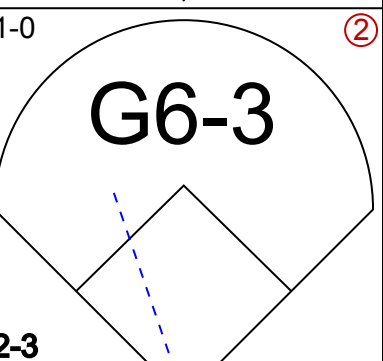
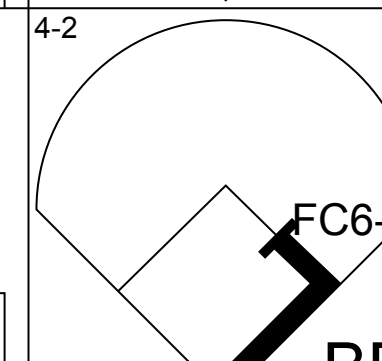
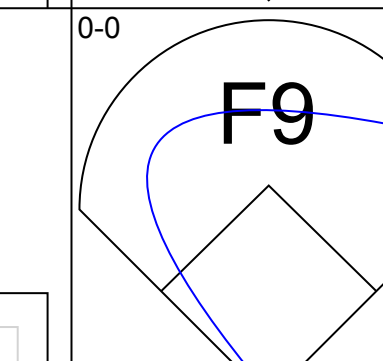
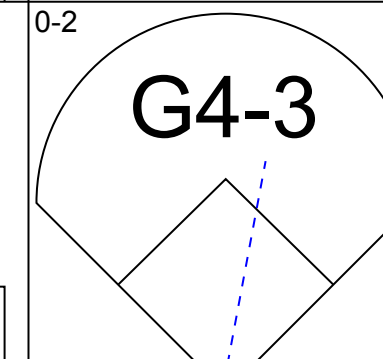
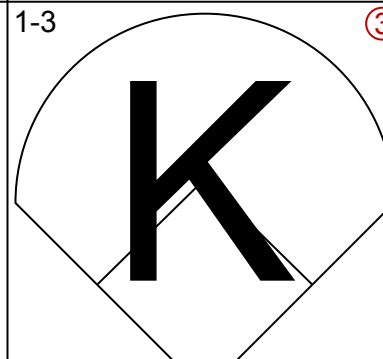
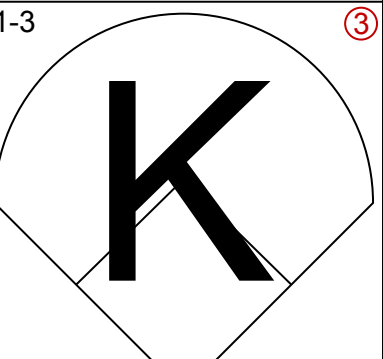
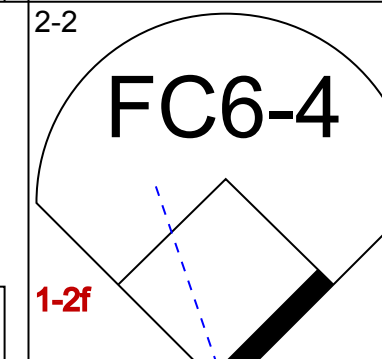
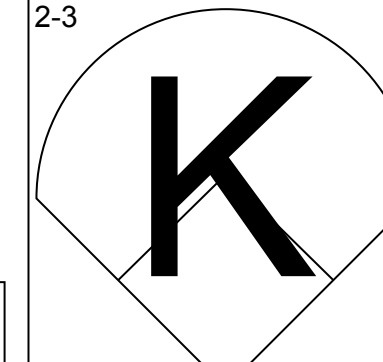
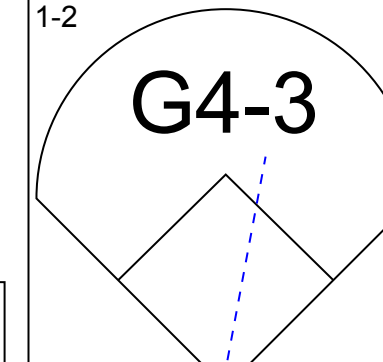
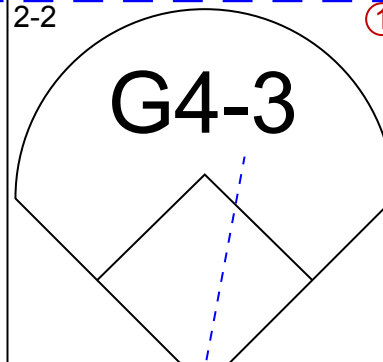
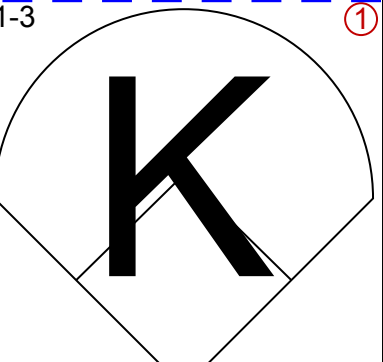
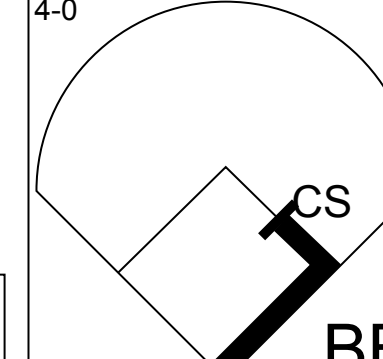
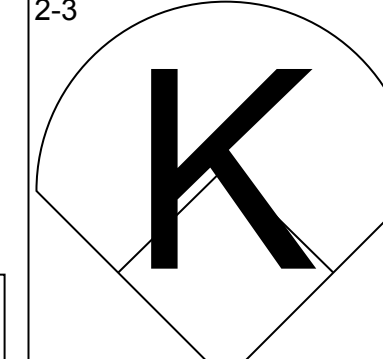
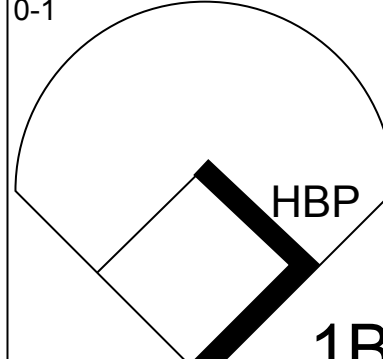
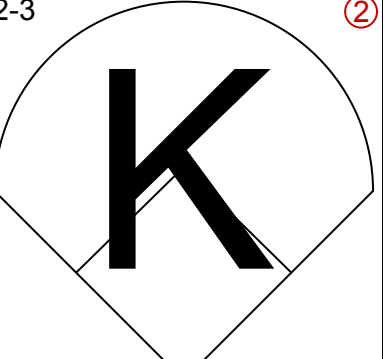

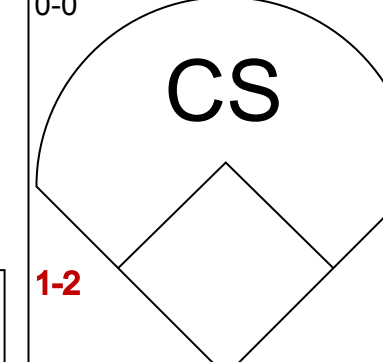
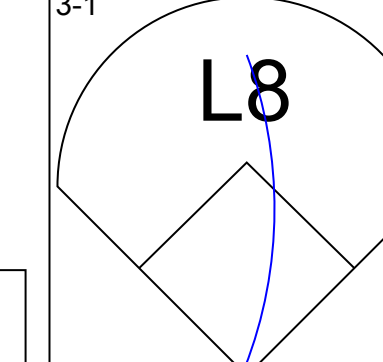
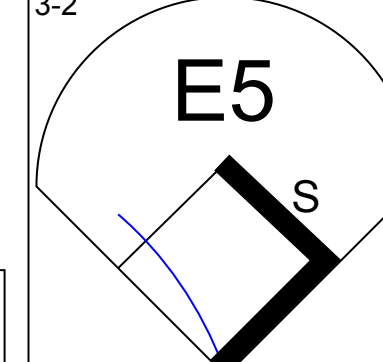
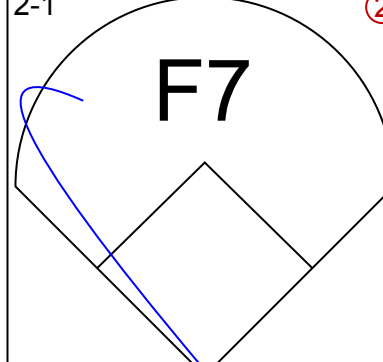
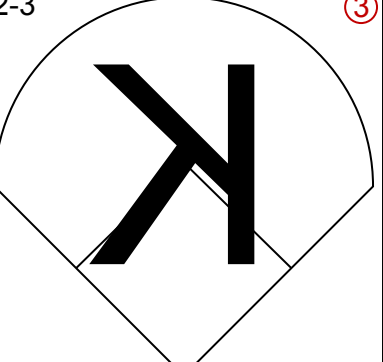
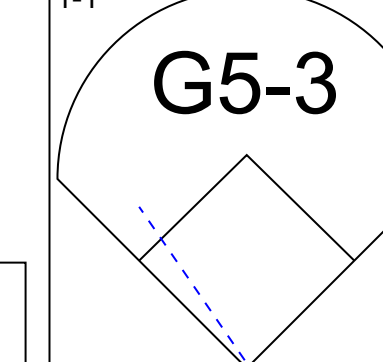
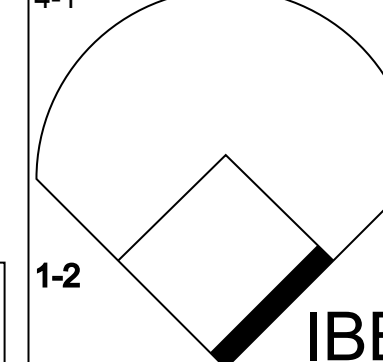
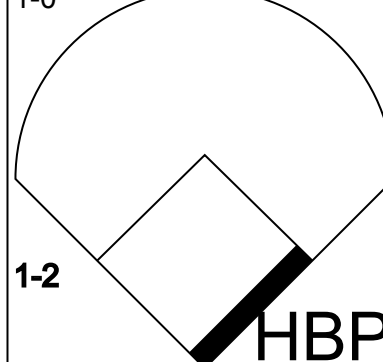
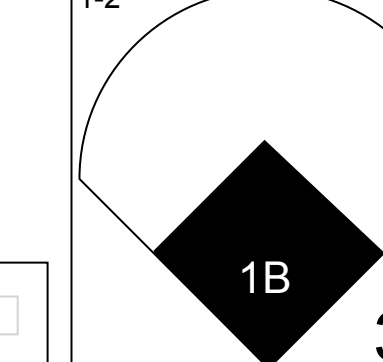
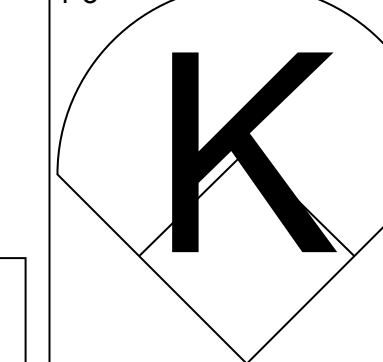
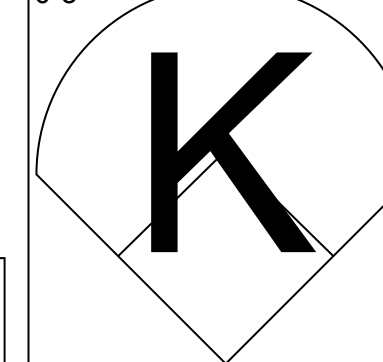
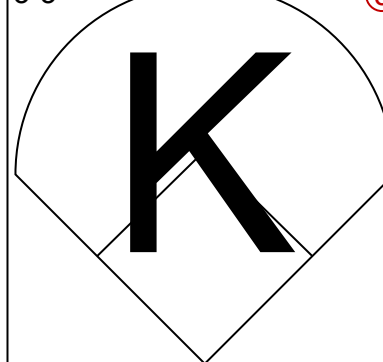
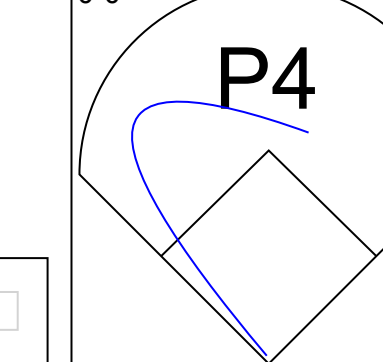
AB 34  
R 3  
H 10  
RBI 3  
BB 2  
SO 7  
LOB 12







Batter	1	2	3	4	5	6	7	8	9	AB	R	H	RBI	BB	SO	LOB	TOP		
Jose Valentin, S OBP: 0.306, SLG: 0.462										5	0	1	0	0	2	0	Chicago White Sox @ Cincinnati Reds Cinergy Field, Cincinnati, OH Wed Jun 07 2000, 12:35 PM EDT Att: 31,023 - Sunny - 72 F		
Tony Graffanino, R OBP: 0.371, SLG: 0.375										4	0	2	0	1	0	1			
Carlos Lee, R OBP: 0.357, SLG: 0.578										5	0	1	0	0	1	3			
14 Paul Konerko, R OBP: 0.354, SLG: 0.521										3	2	1	0	2	0	2			
Chris Singleton, L OBP: 0.307, SLG: 0.415										5	1	2	0	0	1	2			
Jeff Abbott, R OBP: 0.337, SLG: 0.412										5	1	3	3	0	1	2			
Greg Norton, S OBP: 0.366, SLG: 0.468										2	0	0	0	3	0	2			
Brook Fordyce, R OBP: 0.167, SLG: 0.241										4	1	0	1	0	1	6			
Jim Parque, L Frank Thomas, R Sean Lowe, R Kelly Wunsch, L Magglio Ordonez, R 41 Bill Simas, L Bob Howry, L Keith Foulke, R										2	0	0	0	0	1	2			
<b>Inning Stats</b>	R: 0 E: 0 K: 1 S: 12	H: 1 LOB: 1 BB: 0 P: 15	R: 0 E: 0 K: 1 S: 7	H: 1 LOB: 1 BB: 0 P: 9	R: 0 E: 0 K: 2 S: 9	H: 1 LOB: 2 BB: 1 P: 13	R: 0 E: 0 K: 0 S: 6	H: 0 LOB: 1 BB: 1 P: 13	R: 3 E: 0 K: 1 S: 14	H: 3 LOB: 1 BB: 1 P: 24	R: 2 E: 0 K: 0 S: 14	H: 2 LOB: 2 BB: 2 P: 31	R: 0 E: 0 K: 1 S: 8	H: 1 LOB: 0 BB: 0 P: 12	R: 0 E: 1 K: 1 S: 12	H: 0 LOB: 1 BB: 1 P: 21		1B: 5 2B: 4 3B: 1 HR: 1	SF: 0 SAC: 0 DP: 0 HBP: 0
<b>PITCHER</b>	IP WLS BF H R ER SO BB IBB HBP BLK WP HR S P ERA WHIP																		
Rob Bell, R ERA: 4.38	(1, 1) 6.0 L 29 8 4 4 5 3 0 0 0 0 1 1 60 95 6.00 1.833																		
Scott Williamson, R ERA: 2.7	(7, 1) 0.1 5 2 2 2 0 2 0 0 0 0 0 0 9 24 54.00 12.000																		
Elmer Dessens, R ERA: 6.17	(7, 1) 2.2 9 1 0 0 2 1 0 0 0 0 0 0 25 40 0.00 0.750																		

Batter	1	2	3	4	5	6	7	8	9	AB	R	H	RBI	BB	SO	LOB	BOTTOM		
Pokey Reese, R OBP: 0.365, SLG: 0.405										5	1	3	1	0	0	0	Chicago White Sox @ Cincinnati Reds Cinergy Field, Cincinnati, OH Wed Jun 07 2000, 12:35 PM EDT Att: 31,023 - Sunny - 72 F		
Barry Larkin, R OBP: 0.416, SLG: 0.514										5	1	2	0	0	2				
Ken Griffey Jr., L OBP: 0.378, SLG: 0.480										4	1	1	3	1	1	3			
Dante Bichette, R OBP: 0.329, SLG: 0.464										4	0	0	0	0	2	3			
Dmitri Young, S OBP: 0.318, SLG: 0.412										4	0	0	0	0	2	0			
Chris Stynes, R OBP: 0.444, SLG: 0.563										3	0	1	0	1	2	0			
Aaron Boone, R OBP: 0.350, SLG: 0.471										4	0	0	0	0	1	1			
Benito Santiago, R OBP: 0.361, SLG: 0.474										2	1	1	0	1	0	0			
Rob Bell, R D.T. Croner, L Scott Williamson, R Elmer Dessens, R Michael Tucker, L										2	0	0	0	0	2	2			
<b>Inning Stats</b>	R: 3 E: 0 K: 1 S: 12	H: 3 LOB: 0 BB: 1 P: 20	R: 0 E: 0 K: 1 S: 7	H: 0 LOB: 0 BB: 0 P: 12	R: 0 E: 0 K: 2 S: 11	H: 1 LOB: 1 BB: 0 P: 19	R: 0 E: 1 K: 2 S: 14	H: 0 LOB: 2 BB: 1 P: 24	R: 0 E: 0 K: 1 S: 10	H: 1 LOB: 1 BB: 0 P: 18	R: 0 E: 0 K: 0 S: 11	H: 0 LOB: 1 BB: 1 P: 22	R: 0 E: 0 K: 3 S: 9	H: 0 LOB: 0 BB: 0 P: 14	R: 1 E: 0 K: 0 S: 9	H: 2 LOB: 1 BB: 0 P: 12		1B: 5 2B: 1 3B: 1 HR: 1	SF: 0 SAC: 0 DP: 0 HBP: 1
<b>PITCHER</b>	IP WLS BF H R ER SO BB IBB HBP BLK WP HR S P ERA WHIP																		
Keith Foulke, R ERA: 1.16	(9, 1) 1.0 S 5 2 1 1 0 0 0 0 0 0 0 0 9 12 9.00 2.000																		
Jim Parque, L ERA: 4.18	(6, 1) 0.2 H 4 1 0 0 0 0 0 0 0 0 0 0 7 12 0.00 1.500																		
Sean Lowe, R ERA: 4.44	(6, 1) 0.1 H 1 0 0 0 0 1 0 0 0 0 0 0 3 6 0.00 0.000																		
Kelly Wunsch, L ERA: 2.91	(6, 1) 0.1 H 1 0 0 0 0 1 0 0 0 0 0 0 3 6 0.00 0.000																		
41 Bill Simas, R ERA: 3.67	(7, 1) 1.0 H 4 0 0 0 0 0 1 0 0 0 0 0 0 11 22 0.00 1.000																		
Bob Howry, R ERA: 3.66	(8, 1) 1.0 H 3 0 0 0 0 3 0 0 0 0 0 0 0 9 14 0.00 0.000																		



Batter	1	2	3	4	5	6	7	8	9	AB	R	H	RBI	BB	SO	LOB	TOP				
<b>Pokey Reese, R</b> OBP: 0.367, SLG: 0.425 (1, 4)										4	1	2	1	0	1	0	<b>Cincinnati Reds @ Cleveland Indians</b> Jacobs Field, Cleveland, OH Fri Jun 09 2000, 7:05 PM EDT Att: 43,105 - Sunny - 85 F				
<b>Barry Larkin, R</b> OBP: 0.412, SLG: 0.597 (1, 6)										4	0	1	0	0	1	1					
<b>Ken Griffey Jr., L</b> OBP: 0.380, SLG: 0.485 (1, 8)										4	1	2	0	0	1	1					
<b>Dante Bichette, R</b> OBP: 0.328, SLG: 0.460 (1, 9)										4	0	1	1	0	2	3					
<b>Michael Tucker, L</b> OBP: 0.418, SLG: 0.618 (1, 7)										4	0	0	0	0	1	4					
<b>Sean Casey, L</b> OBP: 0.318, SLG: 0.320 (1, 3)										4	1	1	0	0	0	1					
<b>Dmitri Young, S</b> OBP: 0.317, SLG: 0.424 (1, 10)										4	1	1	2	0	0	0					
<b>Aaron Boone, R</b> OBP: 0.345, SLG: 0.462 (1, 5)										4	0	0	0	0	2	0					
<b>Eddie Taubensee, L</b> OBP: 0.351, SLG: 0.401 (1, 2)										3	0	0	0	0	0	0					
<b>Inning Stats</b>	R: 0 E: 0 K: 0 S: 11	H: 2 LOB: 2 BB: 0 P: 22	R: 3 E: 0 K: 1 S: 13	H: 3 LOB: 0 BB: 0 P: 22	R: 0 E: 0 K: 1 S: 12	H: 1 LOB: 1 BB: 0 P: 17	R: 0 E: 0 K: 0 S: 5	H: 0 LOB: 0 BB: 0 P: 8	R: 1 E: 0 K: 1 S: 13	H: 2 LOB: 1 BB: 0 P: 24	R: 0 E: 0 K: 0 S: 9	H: 0 LOB: 0 BB: 0 P: 16	R: 0 E: 0 K: 2 S: 9	H: 0 LOB: 0 BB: 0 P: 11	R: 0 E: 0 K: 1 S: 11	H: 0 LOB: 0 BB: 0 P: 16	1B: 4 2B: 2 3B: 0 HR: 2	SF: 0 SAC: 0 DP: 0 HBP: 0	WP: 0 PB: 0 SB: 2 CS: 0	PA: 35	
<b>PITCHER</b>	IP	WLS	BF	H	R	ER	SO	BB	IBB	HBP	BLK	WP	HR	S	P	ERA	WHIP				
<b>Jim Brower, R</b> ERA: 3.97 (1, 1)	6.0	W	26	8	4	4	3	0	0	0	0	0	2	59	103	6.00	1.333				
<b>Justin Speier, R</b> ERA: 9.99 (7, 1)	2.0	H	6	0	0	0	4	0	0	0	0	0	0	18	27	0.00	0.000				
<b>Steve Karsay, R</b> ERA: 2.25 (9, 1)	1.0	S	3	0	0	0	1	0	0	0	0	0	0	11	16	0.00	0.000				

AB	35
R	4
H	8
RBI	4
BB	0
SO	8
LOB	10



Batter	1	2	3	4	5	6	7	8	9	AB	R	H	RBI	BB	SO	LOB	BOTTOM				
<b>Enrique Wilson, S</b> OBP: 0.388, SLG: 0.476 (1, 10)										5	0	0	0	0	0	4	<b>Cincinnati Reds @ Cleveland Indians</b> Jacobs Field, Cleveland, OH Fri Jun 09 2000, 7:05 PM EDT Att: 43,105 - Sunny - 85 F				
<b>Omar Vizquel, S</b> OBP: 0.340, SLG: 0.358 (1, 6)										4	1	1	0	0	0	2					
<b>Roberto Alomar, S</b> OBP: 0.356, SLG: 0.455 (1, 4)										4	0	1	0	0	1	3					
<b>David Justice, L</b> OBP: 0.381, SLG: 0.634 (1, 9)										4	2	2	3	0	0	1					
<b>Travis Fryman, R</b> OBP: 0.366, SLG: 0.498 (1, 5)										3	1	0	0	1	0	1					
<b>Richie Sexson, R</b> OBP: 0.303, SLG: 0.468 (1, 3)										4	2	2	2	0	1	1					
<b>Sandy Alomar Jr., R</b> OBP: 0.369, SLG: 0.443 (1, 2)										4	1	3	0	0	1	0					
<b>Alex Ramirez, R</b> OBP: 0.308, SLG: 0.440 <b>Kenny Lofton, L</b> OBP: 0.339, SLG: 0.364 (1, 7) (9, 8)										4	0	2	1	0	1	1					
<b>Jolbert Cabrera, R</b> OBP: 0.308, SLG: 0.306 (1, 8) (9, 7)										4	0	1	1	0	0	3					
<b>Inning Stats</b>	R: 2 E: 0 K: 1 S: 14	H: 2 LOB: 0 BB: 0 P: 19	R: 2 E: 0 K: 0 S: 20	H: 4 LOB: 2 BB: 0 P: 28	R: 2 E: 0 K: 1 S: 17	H: 3 LOB: 2 BB: 1 P: 31	R: 0 E: 0 K: 0 S: 8	H: 1 LOB: 1 BB: 0 P: 12	R: 0 E: 0 K: 0 S: 8	H: 1 LOB: 1 BB: 0 P: 10	R: 0 E: 0 K: 0 S: 9	H: 0 LOB: 0 BB: 0 P: 11	R: 1 E: 0 K: 1 S: 12	H: 1 LOB: 0 BB: 0 P: 17	R: 0 E: 0 K: 1 S: 9	H: 0 LOB: 0 BB: 0 P: 13	1B: 8 2B: 0 3B: 0 HR: 4	SF: 0 SAC: 0 DP: 0 HBP: 0	WP: 0 PB: 0 SB: 2 CS: 0	PA: 37	
<b>PITCHER</b>	IP	WLS	BF	H	R	ER	SO	BB	IBB	HBP	BLK	WP	HR	S	P	ERA	WHIP				
<b>Denny Neagle, L</b> ERA: 3.84 (1, 1)	6.0	L	30	11	6	6	2	1	0	0	0	0	1	76	111	9.00	2.000				
<b>Elmer Dessens, R</b> ERA: 6.04 (7, 1)	2.0		7	1	1	1	2	0	0	0	0	0	1	21	30	4.50	0.500				

AB	36
R	7
H	12
RBI	7
BB	1
SO	4
LOB	16





Batter	1	2	3	4	5	6	7	8	9	AB	R	H	RBI	BB	SO	LOB	TOP										
<b>Pokey Reese, R</b> (1, 4) OBP: 0.368, SLG: 0.422	2-1 FC1-6 1B		2-2 G6-3		4-1 F7 SF7 BB		0-1 G6-3		1-1 G4-3	4	1	1	0	1	0	0	<b>Cincinnati Reds @ Cleveland Indians</b> Jacobs Field, Cleveland, OH Sat Jun 10 2000, 1:05 PM EDT Att: 43,084 - Sunny - 85 F										
<b>Barry Larkin, R</b> (1, 6) OBP: 0.406, SLG: 0.497	2-1 FC1-6 HR		1-1 G5-3		2-2 F7		1-2 1B		0-0 F9	5	1	1	0	0	0	2											
<b>Ken Griffey Jr., L</b> (1, 8) OBP: 0.390, SLG: 0.505	0-1 HR		4-1 FC6-4 BB		4-0 IBB		2-2 1B		1-3 1B	2	1	2	2	2	0	0											
<b>Dante Bichette, R</b> (1, 9) OBP: 0.322, SLG: 0.454	0-0 P5		0-1 FC6-4		2-1 SF7		1-2 G3-1			3	0	0	1	0	0	2											
<b>Dmitri Young, S</b> (1, 10) OBP: 0.311, SLG: 0.415	2-2 G3			3-3 K		1-2 G4-3		2-3 K		4	0	0	0	0	2	1											
<b>Sean Casey, L</b> (1, 3)		1-1 F7		1-1 HR 1B		2-2 G6-3		4-1 BB		3	1	1	0	1	0	0											
<b>Michael Tucker, L</b> (1, 7) OBP: 0.421, SLG: 0.645		0-1 S 1B		1-2 HR		0-0 F9		1-3 K		4	1	2	2	0	1	1											
<b>Aaron Boone, R</b> (1, 5) OBP: 0.343, SLG: 0.463		2-1 L6		0-1 B1-3		1-1 2B		1-1 F7		4	0	1	0	0	0	2											
<b>Benito Santiago, R</b> (1, 2) <b>D.T. Cromer, L</b> (9, PH) OBP: 0.379, SLG: 0.577		1-2 G6-3		1-3 K		3-2 G6-3		1-3 K		3	0	0	0	0	1	2											
<b>Inning Stats</b>	R: 2 E: 0 K: 0 S: 11	H: 2 LOB: 0 BB: 0 P: 17	R: 0 E: 0 K: 0 S: 9	H: 1 LOB: 1 BB: 0 P: 13	R: 0 E: 0 K: 0 S: 9	H: 0 LOB: 1 BB: 1 P: 16	R: 2 E: 0 K: 2 S: 17	H: 2 LOB: 0 BB: 1 P: 23	R: 1 E: 0 K: 0 S: 12	H: 0 LOB: 1 BB: 2 P: 25	R: 0 E: 0 K: 0 S: 9	H: 1 LOB: 1 BB: 0 P: 15	R: 0 E: 0 K: 0 S: 12	H: 2 LOB: 1 BB: 0 P: 16	R: 0 E: 0 K: 2 S: 9	H: 0 LOB: 1 BB: 1 P: 17	R: 0 E: 0 K: 1 S: 7	H: 0 LOB: 0 BB: 0 P: 9	1B: 5 2B: 1 3B: 0 HR: 2	SF: 1 SAC: 0 DP: 0 HBP: 0	WP: 0 PB: 0 SB: 2 CS: 0	PA: 38					
<b>PITCHER</b>	IP	WLS	BF	H	R	ER	SO	BB	IBB	HBP	BLK	WP	HR	S	P	ERA	WHIP										
<b>Dave Burba, R</b> (1, 1) ERA: 4.88	6.0	W	27	6	5	5	2	2	1	0	0	0	2	67	109	7.50	1.333										
<b>Scott Kamieniecki, R</b> (7, 1) ERA: 5.0	2.0	H	8	2	0	0	2	1	0	0	0	0	0	21	33	0.00	1.500										
<b>Steve Karsay, R</b> (9, 1) ERA: 2.17	1.0	S	3	0	0	0	1	0	0	0	0	0	0	7	9	0.00	0.000										

AB	33
R	5
H	8
RBI	5
BB	4
SO	5
LOB	10



Batter	1	2	3	4	5	6	7	8	9	AB	R	H	RBI	BB	SO	LOB	BOTTOM										
<b>Kenny Lofton, L</b> (1, 8) OBP: 0.341, SLG: 0.386	1-1 L3	2-0 G4-6-3 1B		3-2 F8		3-2 HR		2-1 F8		5	1	2	2	0	0	2	<b>Cincinnati Reds @ Cleveland Indians</b> Jacobs Field, Cleveland, OH Sat Jun 10 2000, 1:05 PM EDT Att: 43,084 - Sunny - 85 F										
<b>Omar Vizquel, S</b> (1, 6) OBP: 0.343, SLG: 0.365	2-2 2B	0-0 G4-6-3		1-0 SH5-3 1B		1-1 G6-3				4	0	2	0	0	0	3											
<b>Roberto Alomar, S</b> (1, 4) OBP: 0.356, SLG: 0.454	2-3 K2-3		0-0 P6		1-0 SH5-3		0-0 S 1B			3	0	1	0	0	1	1											
<b>David Justice, L</b> (1, 9) OBP: 0.374, SLG: 0.621	0-1 L6		3-2 G3-1		3-3 K		1-2 F8			4	0	0	0	0	1	3											
<b>Jim Thome, L</b> (1, 3) OBP: 0.356, SLG: 0.533		2-1 1B HBP 2B		1-3 K		1-3 K		2-3 K		4	1	1	0	0	3	2											
<b>Travis Fryman, R</b> (1, 5) OBP: 0.373, SLG: 0.531		0-2 G6-3		3-2 HR		3-1 HR		1-0 1B		4	2	3	2	0	0	1											
<b>Russell Branyan, L</b> (1, 10) OBP: 0.529, SLG: 1.400		4-1 HBP 1B BB		0-2 F7		0-0 HR		2-3 K		3	2	1	1	1	1	0											
<b>Richie Sexson, R</b> (1, 7) <b>Jolbert Cabrera, R</b> (9, 7) OBP: 0.308, SLG: 0.306		0-1 1B HBP 1B		2-1 1B		2-2 F7		1-0 WP HBP		3	0	2	0	0	0	0											
<b>Einar Diaz, R</b> (1, 2) OBP: 0.356, SLG: 0.452		1-1 1B HBP		1-3 K		2-2 F8		1-3 K		3	0	0	1	0	2	2											
<b>Inning Stats</b>	R: 0 E: 0 K: 1 S: 11	H: 1 LOB: 1 BB: 0 P: 16	R: 2 E: 0 K: 0 S: 11	H: 3 LOB: 2 BB: 1 P: 20	R: 0 E: 0 K: 1 S: 9	H: 0 LOB: 0 BB: 0 P: 13	R: 1 E: 0 K: 1 S: 16	H: 2 LOB: 1 BB: 0 P: 25	R: 0 E: 0 K: 2 S: 10	H: 1 LOB: 1 BB: 0 P: 16	R: 3 E: 0 K: 0 S: 16	H: 3 LOB: 0 BB: 0 P: 27	R: 0 E: 0 K: 1 S: 8	H: 2 LOB: 2 BB: 0 P: 12	R: 0 E: 0 K: 2 S: 8	H: 0 LOB: 1 BB: 0 P: 14	1B: 6 2B: 2 3B: 0 HR: 4	SF: 0 SAC: 1 DP: 1 HBP: 2	WP: 1 PB: 0 SB: 1 CS: 0	PA: 37							
<b>PITCHER</b>	IP	WLS	BF	H	R	ER	SO	BB	IBB	HBP	BLK	WP	HR	S	P	ERA	WHIP										
<b>Steve Parris, R</b> (1, 1) ERA: 5.37	6.0	L	29	10	6	6	5	1	0	1	0	1	0	73	117	9.00	1.833										
<b>Scott Sullivan, R</b> (7, 1) ERA: 4.35	2.0		8	2	0	0	3	0	0	1	0	1	0	16	26	0.00	1.000										

AB	33
R	6
H	12
RBI	6
BB	1
SO	8
LOB	14





Batter	1	2	3	4	5	6	7	8	9	10	11	12	13	AB	R	H	RBI	BB	SO	LOB	TOP	
<b>Pokey Reese, R</b> OBP: 0.360, SLG: 0.411 (1, 4)	F9		G5-3			K		FC4-6 1B HR		K		F8		6	1	0	0	0	2	2		
<b>Barry Larkin, R</b> OBP: 0.396, SLG: 0.484 (1, 10) (13, 6)	F8			F8		L6		HR			G6-3	F9		6	1	1	0	0	0	1		
<b>Ken Griffey Jr., L</b> OBP: 0.392, SLG: 0.517 (1, 8)	F9			L3			F9	HR			1B			5	2	2	3	1	0	0		
<b>Dante Bichette, R</b> OBP: 0.334, SLG: 0.454 <b>Michael Tucker, L</b> OBP: 0.424, SLG: 0.639 (4, 9)		G3 1B		G5-3			G4-3	P6			BB		E 1B	2	0	1	0	0	0	0		
<b>Dmitri Young, S</b> OBP: 0.307, SLG: 0.406 (1, 3)		G3				G6-3					FC5		SH1-3 1B	5	0	0	0	1	0	3		
<b>Aaron Boone, R</b> OBP: 0.347, SLG: 0.466 (1, 5)		F9						1B PB 2B		F8		F2		5	1	2	2	1	0	4		
<b>Chris Stynes, R</b> OBP: 0.424, SLG: 0.528 (1, 7)				L5				PB WP SF7 1B		F7		F8		5	1	1	0	0	1	5		
<b>Bento Santiago, R</b> OBP: 0.348, SLG: 0.444 <b>Eddie Taubensee, L</b> OBP: 0.350, SLG: 0.396 (9, 2)			G5-3			G5-3							SH1-3 1B	2	0	0	0	1	0	1		
<b>Juan Castro, R</b> OBP: 0.283, SLG: 0.429 <b>Sean Casey, L</b> OBP: 0.320, SLG: 0.316 <b>Manny Aybar, R</b> (13, 1)			G5-3			F8		SF7		K			G4-6-3 1B	3	0	0	1	1	1	0		
<b>Inning Stats</b>	R: 0 E: 0 K: 0 S: 7	H: 0 LOB: 0 BB: 0 P: 13	R: 0 E: 0 K: 1 S: 12	H: 1 LOB: 1 BB: 0 P: 20	R: 0 E: 0 K: 0 S: 5	H: 0 LOB: 0 BB: 0 P: 8	R: 0 E: 0 K: 1 S: 7	H: 0 LOB: 0 BB: 0 P: 11	R: 5 E: 0 K: 0 S: 17	H: 4 LOB: 1 BB: 1 P: 28	R: 0 E: 0 K: 0 S: 10	H: 0 LOB: 0 BB: 0 P: 16	R: 0 E: 0 K: 0 S: 14	H: 1 LOB: 3 BB: 1 P: 25	R: 0 E: 0 K: 0 S: 12	H: 0 LOB: 1 BB: 1 P: 23	R: 2 E: 1 K: 0 S: 7	H: 3 LOB: 2 BB: 2 P: 20	1B: 7 2B: 1 3B: 0 HR: 1	SF: 1 SAC: 1 DP: 1 HBP: 0	WP: 1 PB: 1 SB: 0 CS: 0	PA: 54
<b>PITCHER</b>	IP	WLS	BF	H	R	ER	SO	BB	IBB	HBP	BLK	WP	HR	S	P	ERA	WHIP					
<b>Chuck Finley, L</b> ERA: 3.73 <b>Steve Reed, R</b> ERA: 5.06 <b>Justin Spiller, R</b> ERA: 1.88 <b>Jamie Brewington, R</b> ERA: 1.69 <b>Scott Kamieniecki, R</b> ERA: 5.28	7.0		26	3	3	3	2	2	0	0	0	1	0	54	89	3.86	0.714					
	0.2	H	3	1	0	0	0	0	0	0	0	0	0	4	5	0.00	1.500					
	1.1	B	5	1	2	2	0	0	0	0	0	0	1	17	28	13.50	0.750					
	2.0		9	1	0	0	2	1	0	0	0	0	0	21	37	0.00	1.000					
	2.0	L	11	3	2	2	0	1	2	0	0	0	0	19	43	9.00	2.000					

Cincinnati Reds @ Cleveland Indians  
Jacobs Field, Cleveland, OH  
Sun Jun 11 2000, 1:05 PM EDT  
Att. 43,036 - Cloudy - 84 F

AB 46  
R 7  
H 9  
RBI 6  
BB 6  
SO 4  
LOB 19



Batter	1	2	3	4	5	6	7	8	9	10	11	12	13	AB	R	H	RBI	BB	SO	LOB	BOTTOM	
<b>Kenny Lofton, L</b> OBP: 0.362, SLG: 0.396 (1, 8)	WP BB							FC3-2 1B					G4-3	4	0	3	1	3	0	0		
<b>Omar Vizquel, S</b> OBP: 0.333, SLG: 0.354 (1, 6)	K		P5			G5-3		FC3-2 1B		G1-2-3			F7	7	0	0	0	0	1	12		
<b>Travis Fryman, R</b> OBP: 0.374, SLG: 0.523 (11, 3)	L3-6 WP BB					K		F8		F7			P5	5	1	1	0	2	1	2		
<b>David Justice, L</b> OBP: 0.307, SLG: 0.604 (1, 9)	L3-6					G3-1		G4-3			F9		K	7	0	1	0	0	2	3		
<b>Richie Sexson, R</b> OBP: 0.312, SLG: 0.481 (1, 3) (11, 7)		E5 1B		G5-4-3		P5				K			P4	6	2	2	1	0	1	1		
<b>Sandy Alomar Jr., R</b> OBP: 0.373, SLG: 0.441 (1, 2)		WP 1B BB		F8				2B SF7 1B		P4			K	5	2	2	0	1	1	0		
<b>Jim Thome, L</b> OBP: 0.355, SLG: 0.525 (1, 10)														5	0	1	1	1	1	2		
<b>Alex Ramirez, R</b> ERA: 5.98 <b>Jobert Castellanos, R</b> ERA: 6.15 <b>Russell Branyan, L</b> ERA: 2.64														4	0	2	0	0	0	2		
<b>Enrique Wilson, S</b> OBP: 0.389, SLG: 0.478 (11, 5)			G5-3					SF7					F8	4	0	2	1	0	0	3		
<b>Inning Stats</b>	R: 0 E: 0 K: 1 S: 9	H: 0 LOB: 1 BB: 2 P: 20	R: 2 E: 1 K: 0 S: 18	H: 3 LOB: 2 BB: 1 P: 31	R: 1 E: 0 K: 0 S: 5	H: 1 LOB: 0 BB: 1 P: 11	R: 0 E: 0 K: 1 S: 10	H: 3 LOB: 2 BB: 0 P: 15	R: 1 E: 0 K: 0 S: 10	H: 2 LOB: 1 BB: 0 P: 16	R: 0 E: 0 K: 0 S: 9	H: 1 LOB: 2 BB: 2 P: 30	R: 0 E: 0 K: 0 S: 8	H: 0 LOB: 0 BB: 0 P: 10	R: 0 E: 0 K: 1 S: 8	H: 0 LOB: 1 BB: 1 P: 15	R: 0 E: 0 K: 1 S: 9	H: 1 LOB: 1 BB: 0 P: 18	1B: 12 2B: 2 3B: 0 HR: 1	SF: 1 SAC: 1 DP: 3 HBP: 0	WP: 2 PB: 0 SB: 1 CS: 0	PA: 58
<b>PITCHER</b>	IP	WLS	BF	H	R	ER	SO	BB	IBB	HBP	BLK	WP	HR	S	P	ERA	WHIP					
<b>Ron Villone, L</b> ERA: 5.98 <b>Elmer Dessens, R</b> ERA: 6.15 <b>Danny Graves, R</b> ERA: 1.88 <b>Scott Williamson, R</b> ERA: 2.64 <b>Manny Aybar, R</b> ERA: 5.4	6.0		29	8	4	4	3	5	0	0	0	2	0	60	108	6.00	2.167					
	1.0		5	2	1	1	0	0	0	0	0	0	1	10	16	9.00	2.000					
	3.0		13	3	0	0	1	2	0	0	0	0	0	36	65	0.00	1.667					
	1.0		3	0	0	0	1	0	0	0	0	0	0	7	10	0.00	0.000					
	2.0	W	8	1	0	0	2	1	0	0	0	0	0	17	33	0.00	1.000					

Cincinnati Reds @ Cleveland Indians  
Jacobs Field, Cleveland, OH  
Sun Jun 11 2000, 1:05 PM EDT  
Att. 43,036 - Cloudy - 84 F

AB 48  
R 5  
H 14  
RBI 4  
BB 8  
SO 7  
LOB 26





Batter	1	2	3	4	5	6	7	8	9	AB	R	H	RBI	BB	SO	LOB	TOP				
<b>Pokey Reese, R</b> OBP: 0.357, SLG: 0.407 (1, 4)										5	0	1	0	0	0	2	<b>Cincinnati Reds @ San Francisco Giants</b> PacBell Park, San Francisco, CA Mon Jun 12 2000, 10:15 PM EDT Att: 40,930 - Sunny - 71 F				
<b>Barry Larkin, R</b> OBP: 0.394, SLG: 0.475 (1, 6)										3	0	0	0	1	0	0					
<b>Ken Griffey Jr., L</b> OBP: 0.394, SLG: 0.519 (1, 8)										3	1	1	0	1	1	2					
<b>Michael Tucker, L</b> OBP: 0.418, SLG: 0.624 (1, 9)										4	0	1	0	0	0	2					
<b>Dmitri Young, S</b> OBP: 0.306, SLG: 0.403 (1, 7)										4	0	1	1	0	0	1					
<b>Sean Casey, L</b> OBP: 0.324, SLG: 0.323 (1, 3)										4	0	2	0	0	0	0					
<b>Aaron Boone, R</b> OBP: 0.345, SLG: 0.459 (1, 5)										3	1	0	0	1	1	3					
<b>Eddie Taubensee, L</b> OBP: 0.348, SLG: 0.399 (1, 2)										4	1	1	1	0	1	1					
<b>Rob Bell, R</b> D.T. Cromer, L Scott Sullivan, R Hal Morris, L Dennys Reyes, R Chris Stynes, R (1, 1) (5, PH) (5, PH) (7, PH) (7, 1) (5, PH)										1	0	0	0	0	1	0					
<b>Inning Stats</b>	R: 0 E: 0 K: 0 S: 10	H: 1 LOB: 1 BB: 0 P: 17	R: 0 E: 0 K: 0 S: 8	H: 1 LOB: 1 BB: 0 P: 13	R: 0 E: 0 K: 1 S: 6	H: 0 LOB: 0 BB: 0 P: 9	R: 1 E: 0 K: 0 S: 5	H: 2 LOB: 1 BB: 1 P: 11	R: 0 E: 0 K: 0 S: 6	H: 1 LOB: 2 BB: 0 P: 20	R: 0 E: 0 K: 0 S: 6	H: 1 LOB: 1 BB: 0 P: 16	R: 0 E: 0 K: 1 S: 8	H: 0 LOB: 0 BB: 0 P: 15	R: 2 E: 0 K: 0 S: 13	H: 2 LOB: 1 BB: 1 P: 21		1B: 7 2B: 2 3B: 0 HR: 0	SF: 0 SAC: 0 DP: 2 HBP: 0	WP: 1 PB: 0 SB: 0 CS: 0	PA: 37
<b>PITCHER</b>	IP	WLS	BF	H	R	ER	SO	BB	IBB	HBP	BLK	WP	HR	S	P	ERA	WHIP				
<b>Joe Nathan, R</b> ERA: 4.56 (1, 1)	8.0	W	31	7	1	1	4	2	0	0	0	1	0	65	111	1.12	1.125				
<b>Alan Embree, L</b> ERA: 6.39 (9, 1)	1.0		6	2	2	2	0	1	0	0	0	0	0	13	21	18.00	3.000				

AB	34
R	3
H	9
RBI	3
BB	3
SO	4
LOB	11



Batter	1	2	3	4	5	6	7	8	9	AB	R	H	RBI	BB	SO	LOB	BOTTOM				
<b>Marvin Benard, L</b> OBP: 0.321, SLG: 0.362 (1, 8) (7, 9)										4	2	2	2	1	1	0	<b>Cincinnati Reds @ San Francisco Giants</b> PacBell Park, San Francisco, CA Mon Jun 12 2000, 10:15 PM EDT Att: 40,930 - Sunny - 71 F				
<b>Bill Mueller, S</b> OBP: 0.341, SLG: 0.406 (1, 5) (8, 5)										4	1	0	0	1	1	2					
<b>Russ Davis, R</b> OBP: 0.351, SLG: 0.451 (8, 5)										0	0	0	0	0	0	0					
<b>Barry Bonds, L</b> OBP: 0.453, SLG: 0.815 (1, 7) (8, 7)										3	0	0	0	1	0	2					
<b>Armando Rios, L</b> OBP: 0.350, SLG: 0.472 (8, 7)										1	0	0	0	0	1	0					
<b>Jeff Kent, R</b> OBP: 0.418, SLG: 0.662 (1, 4) (6, PH) (9, 4)										2	2	2	1	2	0	0					
<b>Felipe Crespo, S</b> OBP: 0.365, SLG: 0.419 (9, 4)										1	0	0	0	0	0	0					
<b>J.T. Snow, L</b> OBP: 0.370, SLG: 0.438 (1, 3)										5	1	2	2	0	1	3					
<b>Ellis Burks, R</b> OBP: 0.405, SLG: 0.550 (1, 9) (7, 8)										3	1	3	3	1	0	0					
<b>Calvin Murray, R</b> OBP: 0.364, SLG: 0.368 (7, 8)										0	0	0	0	0	0	0					
<b>Ramon Martinez, R</b> OBP: 0.367, SLG: 0.535 (1, 6)										4	0	0	0	0	0	4					
<b>Bobby Estalella, R</b> OBP: 0.393, SLG: 0.565 (1, 2)										2	2	1	1	2	0	0					
<b>Joe Nathan, R</b> OBP: 0.167, SLG: 0.389 (1, 1) (9, 1)										4	1	1	1	0	1	4					
<b>Inning Stats</b>	R: 0 E: 0 K: 0 S: 6	H: 0 LOB: 2 BB: 2 P: 17	R: 1 E: 0 K: 0 S: 7	H: 1 LOB: 0 BB: 1 P: 13	R: 1 E: 0 K: 0 S: 14	H: 1 LOB: 1 BB: 2 P: 28	R: 3 E: 0 K: 0 S: 14	H: 2 LOB: 0 BB: 1 P: 27	R: 1 E: 0 K: 1 S: 15	H: 2 LOB: 3 BB: 2 P: 29	R: 3 E: 0 K: 0 S: 19	H: 4 LOB: 1 BB: 0 P: 33	R: 1 E: 0 K: 2 S: 12	H: 1 LOB: 0 BB: 0 P: 18	R: 0 E: 0 K: 2 S: 8	H: 0 LOB: 0 BB: 0 P: 10	1B: 4 2B: 3 3B: 0 HR: 4	SF: 0 SAC: 0 DP: 1 HBP: 0	WP: 0 PB: 0 SB: 1 CS: 0	PA: 41	
<b>PITCHER</b>	IP	WLS	BF	H	R	ER	SO	BB	IBB	HBP	BLK	WP	HR	S	P	ERA	WHIP				
<b>Rob Bell, R</b> ERA: 4.76 (1, 1)	4.0	L	20	4	5	5	0	6	0	0	0	0	0	34	65	11.25	2.500				
<b>Scott Sullivan, R</b> ERA: 5.05 (5, 1)	2.0		14	6	4	4	1	1	1	0	0	0	0	34	62	18.00	3.500				
<b>Dennys Reyes, L</b> ERA: 6.5 (7, 1)	2.0		7	1	1	1	4	0	0	0	0	0	1	20	28	4.50	0.500				





Batter	1	2	3	4	5	6	7	8	9	AB	R	H	RBI	BB	SO	LOB	TOP					
<b>Pokey Reese, R</b> OBP: 0.355, SLG: 0.404 (1, 4)										4	1	1	0	0	1	3	<b>Cincinnati Reds @ San Francisco Giants</b> PacBell Park, San Francisco, CA Tue Jun 13 2000, 10:15 PM EDT Att: 40,930 - Sunny - 79 F					
<b>Michael Tucker, L</b> OBP: 0.413, SLG: 0.610 (1, 9)										4	0	1	0	0	0	1						
<b>Barry Larkin, R</b> OBP: 0.386, SLG: 0.463 (1, 6)										4	0	0	1	0	1	0						
<b>Ken Griffey Jr., L</b> OBP: 0.395, SLG: 0.514 (1, 8)										2	0	0	0	2	1	0						
<b>Dmitri Young, S</b> OBP: 0.309, SLG: 0.405 (1, 7)										4	1	2	0	0	0	2						
<b>Sean Casey, L</b> OBP: 0.323, SLG: 0.327 (1, 3)										4	0	1	0	0	1	2						
<b>Aaron Boone, R</b> OBP: 0.353, SLG: 0.469 (7, PR)										2	0	2	0	0	0	0						
<b>Juan Castro, R</b> OBP: 0.296, SLG: 0.460 (7, 5)										1	0	1	0	0	0	0						
<b>Benito Santiago, R</b> OBP: 0.333, SLG: 0.424 (1, 2)										4	0	0	0	0	1	7						
<b>Oswaldo Fernandez, R</b> OBP: 0.091, SLG: 0.091 (7, PH)										1	0	0	0	0	0	0						
<b>Hal Morris, L</b> OBP: 0.354, SLG: 0.357 (7, 1)										1	0	0	1	0	0	2						
<b>Scott Williamson, R</b> OBP: 0.355, SLG: 0.536 (9, PH)										0	0	0	0	0	0	0						
<b>D.T. Cromer, L</b> OBP: 0.355, SLG: 0.536 (9, 1)										1	0	0	0	0	1	2						
<b>Danny Graves, R</b> OBP: 0.300, SLG: 2.000 (9, 1)										0	0	0	0	0	0	0						
<b>Inning Stats</b>	R: 1 E: 0 K: 0 S: 13	H: 1 LOB: 1 BB: 1 P: 24	R: 0 E: 0 K: 0 S: 5	H: 1 LOB: 0 BB: 0 P: 8	R: 0 E: 0 K: 0 S: 7	H: 1 LOB: 0 BB: 0 P: 11	R: 0 E: 0 K: 1 S: 8	H: 0 LOB: 1 BB: 1 P: 13	R: 0 E: 0 K: 1 S: 7	H: 1 LOB: 1 BB: 0 P: 9	R: 0 E: 0 K: 0 S: 6	H: 0 LOB: 0 BB: 0 P: 11	R: 0 E: 0 K: 0 S: 16	H: 2 LOB: 2 BB: 0 P: 23	R: 0 E: 0 K: 2 S: 12	H: 0 LOB: 0 BB: 0 P: 17	R: 0 E: 0 K: 2 S: 16	H: 2 LOB: 2 BB: 0 P: 23	1B: 5 2B: 4 3B: 0 HR: 0	SF: 0 SAC: 1 DP: 1 HBP: 1	WP: 0 PB: 0 SB: 2 CS: 1	PA: 37
<b>PITCHER</b>	IP	WLS	BF	H	R	ER	SO	BB	IBB	HBP	BLK	WP	HR	S	P	ERA	WHIP					
<b>Russ Ortiz, R</b> ERA: 6.57 (1, 1)	6.0		25	6	2	2	2	2	0	1	0	0	0	54	87	3.00	1.333					
<b>Felix Rodriguez, R</b> ERA: 2.45 (7, 1)	1.0		3	0	0	0	0	0	0	0	0	0	0	8	12	0.00	0.000					
<b>Alan Embree, L</b> ERA: 6.08 (8, 1)	1.1		6	2	0	0	2	0	0	0	0	0	0	22	32	0.00	1.500					
<b>Robb Nen, R</b> ERA: 3.0 (9, 1)	0.2	W	2	0	0	0	2	0	0	0	0	0	0	6	8	0.00	0.000					



Batter	1	2	3	4	5	6	7	8	9	AB	R	H	RBI	BB	SO	LOB	BOTTOM					
<b>Marvin Benard, L</b> OBP: 0.328, SLG: 0.361 (1, 8)										3	1	1	0	2	1	0	<b>Cincinnati Reds @ San Francisco Giants</b> PacBell Park, San Francisco, CA Tue Jun 13 2000, 10:15 PM EDT Att: 40,930 - Sunny - 79 F					
<b>Bill Mueller, S</b> OBP: 0.343, SLG: 0.406 (1, 5)										5	0	2	0	0	0	3						
<b>Barry Bonds, L</b> OBP: 0.452, SLG: 0.803 (1, 7)										4	0	1	1	1	0	3						
<b>Jeff Kent, R</b> OBP: 0.414, SLG: 0.653 (1, 4)										5	0	1	1	0	1	3						
<b>J.T. Snow, L</b> OBP: 0.372, SLG: 0.441 (1, 3)										3	0	1	0	1	2	0						
<b>Ellis Burks, R</b> OBP: 0.414, SLG: 0.545 (9, 1)										1	1	0	0	3	0	3						
<b>Robb Nen, R</b> OBP: 0.320, SLG: 0.375 (1, 6)										0	0	0	0	0	0	0						
<b>Rich Aurilia, R</b> OBP: 0.320, SLG: 0.375 (1, 6)										4	0	1	1	0	2	3						
<b>Doug Mirabeli, R</b> OBP: 0.345, SLG: 0.398 (8, 1)										2	0	0	0	1	1	3						
<b>Alan Embree, L</b> OBP: 0.347, SLG: 0.468 (9, 9)										0	0	0	0	0	0	0						
<b>Russ Ortiz, R</b> OBP: 0.320, SLG: 0.286 (7, 1)										1	0	0	0	0	0	0						
<b>Felix Rodriguez, R</b> OBP: 0.394, SLG: 0.560 (7, 2)										1	1	0	0	1	1	0						
<b>Bobby Estealella, R</b> OBP: 0.394, SLG: 0.560 (7, 2)										0	0	0	0	0	0	0						
<b>Inning Stats</b>	R: 0 E: 0 K: 1 S: 10	H: 0 LOB: 3 BB: 3 P: 24	R: 0 E: 0 K: 1 S: 4	H: 0 LOB: 0 BB: 1 P: 9	R: 0 E: 0 K: 1 S: 6	H: 1 LOB: 1 BB: 0 P: 11	R: 1 E: 0 K: 2 S: 12	H: 1 LOB: 1 BB: 1 P: 22	R: 0 E: 0 K: 0 S: 3	H: 0 LOB: 0 BB: 0 P: 5	R: 0 E: 0 K: 0 S: 11	H: 1 LOB: 2 BB: 1 P: 18	R: 0 E: 0 K: 1 S: 7	H: 1 LOB: 1 BB: 1 P: 12	R: 0 E: 0 K: 2 S: 9	H: 0 LOB: 1 BB: 1 P: 17	R: 2 E: 0 K: 0 S: 13	H: 3 LOB: 2 BB: 1 P: 27	1B: 5 2B: 2 3B: 0 HR: 0	SF: 0 SAC: 0 DP: 2 HBP: 0	WP: 0 PB: 0 SB: 1 CS: 0	PA: 40
<b>PITCHER</b>	IP	WLS	BF	H	R	ER	SO	BB	IBB	HBP	BLK	WP	HR	S	P	ERA	WHIP					
<b>Oswaldo Fernandez, R</b> ERA: 2.55 (1, 1)	6.0		26	3	1	1	5	6	0	0	0	0	0	46	89	1.50	1.500					
<b>Scott Williamson, R</b> ERA: 2.54 (7, 1)	2.0	H	8	1	0	0	3	2	0	0	0	0	0	16	29	0.00	1.500					
<b>Danny Graves, R</b> ERA: 2.05 (9, 1)	0.2	L	6	3	2	2	0	1	0	0	0	0	0	13	27	27.00	6.000					









Batter	1	2	3	4	5	6	7	8	9	AB	R	H	RBI	BB	SO	LOB	TOP										
<b>Pokey Reese, R</b> OBP: 0.351, SLG: 0.407	1-0 HR	2-1 F9		1-0 F8		2-1 L1		3-2 F8		5	1	1	1	0	0	1	<b>Cincinnati Reds @ San Diego Padres</b> Qualcomm Stadium, San Diego, CA Fri Jun 16 2000, 9:05 PM EDT Att: 60,760 - Cloudy - 73 F										
<b>Barry Larkin, R</b> OBP: 0.383, SLG: 0.474	2-0 F4	1-0 1B		0-1 F8		3-1 F7			0-0 1B	5	0	2	0	0	0	0											
<b>Ken Griffey Jr., L</b> OBP: 0.393, SLG: 0.507	0-1 F9	2-3 2B		0-3 K		4-0 BB			1-1 P4	4	0	1	0	1	2	3											
<b>Dante Bichette, R</b> OBP: 0.324, SLG: 0.447	2-1 F9			0-0 G5-3		4-2 G1-3 BB			0-2 P3	4	0	0	0	1	1	3											
<b>Michael Tucker, L</b> OBP: 0.402, SLG: 0.582	1-0 G4-3			4-1 1B BB		3-3 K			0-2 F2	4	1	0	0	1	2	3											
<b>Sean Casey, L</b> OBP: 0.330, SLG: 0.349		1-0 HR		3-1 1B		4-1 G1-3 BB			2-2 G6-3	3	1	2	1	1	0	0											
<b>Aaron Boone, R</b> OBP: 0.355, SLG: 0.474		2-2 1B		3-0 1B		1-1 G1-3			2-0 F8	4	1	2	1	0	0	2											
<b>Eddie Taubensee, L</b> OBP: 0.351, SLG: 0.401	1-0 FC3-6			1-1 P4		1-3 K			3-1 G6-3	3	0	1	1	0	1	4											
<b>Benito Santiago, R</b> OBP: 0.330, SLG: 0.416		2H 1B								1	0	0	0	0	0	0											
<b>Steve Parris, R</b> OBP: 0.185, SLG: 0.263	0-1 FC3-6			2-1 P6					0-1 F9	2	0	0	0	0	0	3											
<b>Inning Stats</b>	R: 1 E: 0 K: 0 S: 7	H: 2 LOB: 1 BB: 0 P: 13	R: 2 E: 0 K: 1 S: 13	H: 4 LOB: 2 BB: 0 P: 22	R: 1 E: 0 K: 0 S: 9	H: 2 LOB: 2 BB: 1 P: 22	R: 0 E: 0 K: 1 S: 6	H: 0 LOB: 0 BB: 0 P: 7	R: 0 E: 0 K: 2 S: 12	H: 0 LOB: 2 BB: 2 P: 25	R: 1 E: 0 K: 1 S: 9	H: 1 LOB: 1 BB: 1 P: 19	R: 0 E: 0 K: 1 S: 7	H: 0 LOB: 0 BB: 0 P: 11	R: 0 E: 0 K: 0 S: 7	H: 0 LOB: 0 BB: 0 P: 13	R: 0 E: 0 K: 0 S: 9	H: 1 LOB: 1 BB: 0 P: 10	1B: 5 2B: 2 3B: 0 HR: 3	SF: 0 SAC: 0 DP: 0 HBP: 0	WP: 0 PB: 0 SB: 0 CS: 0	PA: 41					
<b>PITCHER</b>	IP	WLS	BF	H	R	ER	SO	BB	IBB	HBP	BLK	WP	HR	S	P	ERA	WHIP										
<b>Brian Meadows, R</b> ERA: 4.87	2.1		16	8	4	4	1	1	0	0	0	0	2	25	50	15.43	3.857										
<b>Carlos Reyes, R</b> ERA: 5.17	2.2	W	10	0	0	0	3	2	0	0	0	0	0	22	39	0.00	0.750										
<b>Matt Whiteside, R</b> ERA: 2.49	1.0	H	5	1	1	1	1	1	0	0	0	0	1	9	19	9.00	2.000										
<b>Kevin Walker, L</b> ERA: 4.18	2.0	H	6	0	0	0	1	0	0	0	0	0	0	14	24	0.00	0.000										
<b>Trevor Hoffman, R</b> ERA: 2.81	1.0	S	4	1	0	0	0	0	0	0	0	0	0	9	10	0.00	1.000										
<b>Batter</b>	<b>1</b>	<b>2</b>	<b>3</b>	<b>4</b>	<b>5</b>	<b>6</b>	<b>7</b>	<b>8</b>	<b>9</b>	<b>AB</b>	<b>R</b>	<b>H</b>	<b>RBI</b>	<b>BB</b>	<b>SO</b>	<b>LOB</b>	<b>BOTTOM</b>										
<b>Eric Owens, R</b> OBP: 0.387, SLG: 0.436	3-2 1B 1B	1-1 G4-3		0-1 G6-3		0-0 G3-1				4	1	1	0	0	0	0	<b>Cincinnati Reds @ San Diego Padres</b> Qualcomm Stadium, San Diego, CA Fri Jun 16 2000, 9:05 PM EDT Att: 60,760 - Cloudy - 73 F										
<b>Al Martin, L</b> OBP: 0.372, SLG: 0.531	0-0 1B	4-2 1B		1-1 G5-4-3 1B		1-1 F8				3	1	2	0	1	0	0											
<b>Tony Gwynn, L</b> OBP: 0.355, SLG: 0.424	2-0 FC3-6	0-0 G4-3		0-2 G5-4-3 1B		2-0 G3				4	1	2	0	0	0	1											
<b>Ruben Rivera, R</b> OBP: 0.336, SLG: 0.455	1-2 2-3 1B			1-2 2-3 1B						0	0	0	0	0	0	0		0									
<b>Phil Nevin, R</b> OBP: 0.344, SLG: 0.527	1-2 FC3-6 1B			2-2 G5-4-3		1-2 G6-3				4	0	1	2	0	0	2											
<b>Ryan Klesko, L</b> OBP: 0.407, SLG: 0.591	1-0 FC3-6 HR			1-1 E4 HR		2-0 CS 1B				4	3	2	0	0	0	2											
<b>Bret Boone, R</b> OBP: 0.312, SLG: 0.403	0-1 HR			2-0 F7		3-3 K				4	1	1	3	0	2	3											
<b>Carlos Hernandez, R</b> OBP: 0.340, SLG: 0.369	2-0 G5-3			1-2 HR		1-2 G5-3				4	1	2	3	0	0	0											
<b>Damian Jackson, R</b> OBP: 0.350, SLG: 0.383	0-3 K			4-0 S BB		0-0 P4				3	0	0	0	1	1	1											
<b>Brian Meadows, R</b> OBP: 0.126, SLG: 0.120	2-3 K			2-2 G3		2-3 K				1	0	0	0	0	1	0											
<b>Inning Stats</b>	R: 5 E: 0 K: 1 S: 16	H: 5 LOB: 0 BB: 0 P: 25	R: 0 E: 0 K: 1 S: 10	H: 0 LOB: 1 BB: 1 P: 17	R: 2 E: 1 K: 0 S: 8	H: 1 LOB: 1 BB: 1 P: 21	R: 0 E: 0 K: 0 S: 11	H: 2 LOB: 1 BB: 0 P: 14	R: 0 E: 0 K: 1 S: 5	H: 0 LOB: 0 BB: 0 P: 7	R: 0 E: 0 K: 0 S: 6	H: 0 LOB: 0 BB: 0 P: 10	R: 1 E: 0 K: 1 S: 9	H: 2 LOB: 0 BB: 0 P: 13	R: 0 E: 0 K: 0 S: 6	H: 0 LOB: 0 BB: 0 P: 10	R: 1 E: 0 K: 1 S: 9	H: 2 LOB: 0 BB: 0 P: 13	1B: 8 2B: 1 3B: 0 HR: 2	SF: 0 SAC: 0 DP: 2 HBP: 0	WP: 0 PB: 0 SB: 1 CS: 1	PA: 35					
<b>PITCHER</b>	IP	WLS	BF	H	R	ER	SO	BB	IBB	HBP	BLK	WP	HR	S	P	ERA	WHIP										
<b>Steve Parris, R</b> ERA: 5.77	3.0	L	18	6	7	5	2	2	0	0	0	0	2	34	63	15.00	2.667										
<b>Elmer Dessens, R</b> ERA: 5.72	2.0		7	3	0	0	1	0	0	0	0	0	0	18	27	0.00	1.500										
<b>Manny Aybar, R</b> ERA: 5.1	2.0		6	0	0	0	1	0	0	0	0	0	0	11	17	0.00	0.000										
<b>Scott Sullivan, R</b> ERA: 5.14	1.0		4	2	1	1	1	0	0	0	0	0	0	9	13	9.00	2.000										



Batter	1	2	3	4	5	6	7	8	9	AB	R	H	RBI	BB	SO	LOB	TOP							
<b>Pokey Reese, R</b> (1, 4) OBP: 0.349, SLG: 0.405										4	0	1	0	0	1	0	<b>Cincinnati Reds @ San Diego Padres</b> Qualcomm Stadium, San Diego, CA Sat Jun 17 2000, 4:05 PM EDT Att: 40,730 - Cloudy - 75 F							
<b>Barry Larkin, R</b> (1, 6) OBP: 0.381, SLG: 0.466										3	0	0	0	1	1									
<b>Ken Griffey Jr., L</b> (1, 8) OBP: 0.398, SLG: 0.520										2	1	1	1	2	0									
<b>Dante Bichette, R</b> (1, 9) OBP: 0.323, SLG: 0.443										4	0	1	0	0	2	4								
<b>Dmitri Young, S</b> (1, 7) OBP: 0.310, SLG: 0.399										3	0	1	0	1	0	1								
<b>Sean Casey, L</b> (1, 3) <b>Scott Williamson, R</b> (8, 1)										4	0	1	0	0	0	2								
<b>Aaron Boone, R</b> (1, 5) OBP: 0.350, SLG: 0.466										4	0	0	0	0	2	2								
<b>Benito Santiago, R</b> (1, 2) <b>Eddie Taubensee, L</b> (9, PH) OBP: 0.349, SLG: 0.399										2	0	0	0	1	0	1								
<b>Ron Villone, L</b> (1, 1) <b>Michael Tucker, L</b> (8, 7) OBP: 0.398, SLG: 0.577										3	0	0	0	0	1	2								
<b>Inning Stats</b>	R: 0 E: 0 K: 2 S: 10	H: 0 LOB: 1 BB: 1 P: 19	R: 0 E: 0 K: 1 S: 11	H: 1 LOB: 2 BB: 1 P: 20	R: 1 E: 0 K: 0 S: 9	H: 2 LOB: 1 BB: 0 P: 11	R: 0 E: 0 K: 1 S: 7	H: 0 LOB: 0 BB: 0 P: 11	R: 0 E: 0 K: 2 S: 8	H: 1 LOB: 2 BB: 1 P: 18	R: 0 E: 0 K: 0 S: 12	H: 0 LOB: 0 BB: 0 P: 17	R: 0 E: 0 K: 0 S: 7	H: 0 LOB: 1 BB: 0 P: 9	R: 0 E: 0 K: 1 S: 10	H: 0 LOB: 1 BB: 2 P: 24	R: 0 E: 0 K: 2 S: 8	H: 0 LOB: 0 BB: 0 P: 11	1B: 4 2B: 0 3B: 0 HR: 1	SF: 0 SAC: 0 DP: 0 HBP: 0	WP: 0 PB: 0 SB: 1 CS: 1	PA: 36		
<b>PITCHER</b>	IP WLS BF H R ER SO BB IBB HBP BLK WP HR S P ERA WHIP																							
<b>Adam Eaton, R</b> (1, 1) ERA: 2.39	7.2	32	5	1	1	7	4	1	0	0	0	0	0	1	71	123	1.17	1.174						
<b>Kevin Walker, L</b> (8, 1) ERA: 4.13	0.1	W	1	0	0	0	0	0	0	0	0	0	0	3	6	0.00	0.000							
<b>Trevor Hoffman, R</b> (9, 1) ERA: 2.7	1.0	S	3	0	0	0	2	0	0	0	0	0	0	8	11	0.00	0.000							

AB	31
R	1
H	5
RBI	1
BB	5
SO	9
LOB	14



Batter	1	2	3	4	5	6	7	8	9	AB	R	H	RBI	BB	SO	LOB	BOTTOM							
<b>Eric Owens, R</b> (1, 9) OBP: 0.389, SLG: 0.437										4	0	2	1	0	0	1	<b>Cincinnati Reds @ San Diego Padres</b> Qualcomm Stadium, San Diego, CA Sat Jun 17 2000, 4:05 PM EDT Att: 40,730 - Cloudy - 75 F							
<b>Al Martin, L</b> (1, 7) OBP: 0.397, SLG: 0.522										4	0	0	0	0	1	3								
<b>Ed Sprague, R</b> (1, 3) OBP: 0.351, SLG: 0.650										4	0	1	0	0	1	2								
<b>Phil Nevin, R</b> (1, 5) OBP: 0.341, SLG: 0.520										3	0	0	0	0	1	1								
<b>Bret Boone, R</b> (1, 4) OBP: 0.313, SLG: 0.400										2	0	0	0	1	0	0								
<b>Carlos Hernandez, R</b> (1, 2) OBP: 0.333, SLG: 0.361										3	0	0	0	0	0	1								
<b>Ruben Rivera, R</b> (1, 8) OBP: 0.343, SLG: 0.484										3	2	2	1	0	1	0								
<b>Damian Jackson, R</b> (1, 6) OBP: 0.350, SLG: 0.380										2	1	0	0	1	0	0								
<b>Adam Eaton, R</b> (1, 1) ERA: 2.39 <b>Kevin Walker, L</b> (8, 1) ERA: 4.13 <b>Chris Costello, R</b> (9, PH) ERA: 4.29 <b>Tony Gwynn, L</b> (8, PH) ERA: 3.26 <b>29 Kory DeHaan, L</b> (8, PH) ERA: 3.26 <b>Trevor Hoffman, R</b> (9, 1) ERA: 2.7										1	0	0	0	1	1	0								
<b>Inning Stats</b>	R: 0 E: 0 K: 0 S: 5	H: 0 LOB: 0 BB: 0 P: 8	R: 0 E: 0 K: 1 S: 11	H: 0 LOB: 0 BB: 0 P: 20	R: 0 E: 0 K: 1 S: 13	H: 0 LOB: 1 BB: 1 P: 23	R: 0 E: 0 K: 0 S: 3	H: 0 LOB: 0 BB: 0 P: 6	R: 1 E: 0 K: 0 S: 8	H: 1 LOB: 0 BB: 1 P: 16	R: 0 E: 0 K: 1 S: 8	H: 1 LOB: 0 BB: 0 P: 10	R: 0 E: 0 K: 0 S: 5	H: 1 LOB: 0 BB: 0 P: 10	R: 2 E: 1 K: 2 S: 20	H: 3 LOB: 2 BB: 1 P: 32	R: 0 E: 0 K: 2 S: 8	H: 0 LOB: 1 BB: 1 P: 11	1B: 5 2B: 0 3B: 0 HR: 1	SF: 0 SAC: 0 DP: 3 HBP: 0	WP: 0 PB: 0 SB: 0 CS: 0	PA: 30		
<b>PITCHER</b>	IP WLS BF H R ER SO BB IBB HBP BLK WP HR S P ERA WHIP																							
<b>Ron Villone, L</b> (1, 1) ERA: 5.4	7.1	L	26	4	3	3	3	3	0	0	0	0	0	0	62	108	3.68	0.955						
<b>Scott Williamson, R</b> (8, 1) ERA: 2.5	0.2		4	2	0	0	2	0	0	0	0	0	0	11	17	0.00	3.000							

AB	27
R	3
H	6
RBI	3
BB	3
SO	5
LOB	8





Batter	1	2	3	4	5	6	7	8	9	AB	R	H	RBI	BB	SO	LOB	TOP				
<b>Pokey Reese, R</b> OBP: 0.350, SLG: 0.416 (1, 4)										5	1	2	1	0	0	0	<b>Cincinnati Reds @ San Diego Padres</b> Qualcomm Stadium, San Diego, CA Sun Jun 18 2000, 4:05 PM EDT Att: 39,823 - Sunny - 75 F				
<b>Barry Larkin, R</b> OBP: 0.381, SLG: 0.461 (1, 6)										4	0	1	0	1	0	1					
<b>Ken Griffey Jr., L</b> OBP: 0.395, SLG: 0.526 (1, 8)										5	1	1	1	0	1	3					
<b>Dante Bichette, R</b> OBP: 0.328, SLG: 0.470 <b>Chris Stynes, R</b> OBP: 0.446, SLG: 0.610 (9, PR)										4	2	2	2	1	2	1					
<b>Dmitri Young, S</b> OBP: 0.312, SLG: 0.412 (1, 7)										5	1	2	1	0	1	1					
<b>Sean Casey, L</b> OBP: 0.332, SLG: 0.351 (1, 3)										4	1	2	0	0	1	2					
<b>Aaron Boone, R</b> OBP: 0.352, SLG: 0.468 (1, 5)										3	1	1	1	1	0	1					
<b>Eddie Taubensee, L</b> OBP: 0.344, SLG: 0.392 <b>Benito Santiago, R</b> OBP: 0.327, SLG: 0.402 (8, PH)										3	0	0	0	0	1	4					
<b>Rob Bell, R</b> <b>Manny Aybar, R</b> <b>Hal Morris, L</b> <b>Dennys Reyes, R</b> <b>Alex Cocha, R</b> <b>Elmer Dessens, R</b> <b>Michael Tucker, L</b> <b>Danny Graves, R</b> (8, 1)										0	0	0	0	0	0	0					
<b>Inning Stats</b>	R: 0 E: 0 K: 1 S: 10	H: 1 LOB: 1 BB: 0 P: 17	R: 0 E: 0 K: 1 S: 10	H: 1 LOB: 1 BB: 0 P: 16	R: 0 E: 0 K: 2 S: 6	H: 0 LOB: 1 BB: 1 P: 13	R: 0 E: 0 K: 2 S: 17	H: 1 LOB: 3 BB: 2 P: 34	R: 3 E: 0 K: 0 S: 10	H: 3 LOB: 0 BB: 0 P: 16	R: 2 E: 0 K: 0 S: 8	H: 2 LOB: 0 BB: 0 P: 18	R: 2 E: 0 K: 0 S: 15	H: 2 LOB: 0 BB: 0 P: 23	R: 0 E: 0 K: 2 S: 10	H: 1 LOB: 1 BB: 0 P: 17		1B: 5 2B: 2 3B: 0 HR: 5	SF: 0 SAC: 0 DP: 1 HBP: 0	WP: 1 PA: 41 PB: 0 SB: 0 CS: 1	
<b>PITCHER</b>	IP WLS BF H R ER SO BB IBB HBP BLK WP HR S P ERA WHIP																				
<b>Matt Clement, R</b> ERA: 4.78 <b>Carlos Almanzar, R</b> ERA: 4.66 <b>Kevin Walker, L</b> ERA: 4.76 <b>Matt Whiteside, R</b> ERA: 2.38 <b>Trevor Hoffman, R</b> ERA: 2.6	5.0 W 24 6 3 3 4 3 0 0 0 0 0 3 53 96 5.40 1.800	2.0 8 2 2 2 0 0 0 0 0 0 0 2 13 27 9.00 1.000	0.0 2 2 2 2 0 0 0 0 0 0 0 0 7 11 ∞ ∞	1.0 H 3 0 0 0 0 0 0 0 0 0 0 0 8 12 0.00 0.000	1.0 S 4 1 0 0 2 0 0 0 0 0 1 0 10 17 0.00 1.000																

Batter	1	2	3	4	5	6	7	8	9	AB	R	H	RBI	BB	SO	LOB	BOTTOM				
<b>Eric Owens, R</b> OBP: 0.389, SLG: 0.434 (1, 9)										2	1	0	1	2	0	0	<b>Cincinnati Reds @ San Diego Padres</b> Qualcomm Stadium, San Diego, CA Sun Jun 18 2000, 4:05 PM EDT Att: 39,823 - Sunny - 75 F				
<b>Al Martin, L</b> OBP: 0.363, SLG: 0.515 (1, 7)										5	1	1	0	0	2	3					
<b>Ryan Klesko, L</b> OBP: 0.402, SLG: 0.579 (1, 3)										4	1	0	0	1	3	1					
<b>Dave Magadan, L</b> OBP: 0.293, SLG: 0.240 (1, 5)										3	1	0	0	2	0	0					
<b>Bret Boone, R</b> OBP: 0.315, SLG: 0.403 (1, 4)										3	0	1	1	1	1	3					
<b>Wiki Gonzalez, R</b> OBP: 0.356, SLG: 0.380 (1, 2)										3	0	0	1	1	0	3					
<b>Ruben Rivera, R</b> OBP: 0.347, SLG: 0.492 (1, 8)										4	1	2	2	0	0	0					
<b>Damian Jackson, R</b> OBP: 0.357, SLG: 0.384 (1, 6)										3	2	2	0	1	1	1					
<b>Matt Clement, R</b> ERA: 4.78 <b>Ed Sprague, R</b> <b>Carlos Almanzar, R</b> <b>29 Kory DeHaan, L</b> <b>Kevin Walker, L</b> <b>Matt Whiteside, R</b> <b>Trevor Hoffman, R</b> (8, 1)										2	0	0	0	0	1	4					
<b>Inning Stats</b>	R: 3 E: 0 K: 2 S: 17	H: 1 LOB: 3 BB: 5 P: 43	R: 1 E: 0 K: 1 S: 11	H: 2 LOB: 2 BB: 1 P: 18	R: 0 E: 0 K: 1 S: 12	H: 1 LOB: 2 BB: 1 P: 17	R: 0 E: 0 K: 1 S: 8	H: 0 LOB: 1 BB: 1 P: 15	R: 3 E: 0 K: 0 S: 9	H: 2 LOB: 0 BB: 0 P: 16	R: 0 E: 0 K: 1 S: 8	H: 0 LOB: 0 BB: 0 P: 13	R: 1 E: 0 K: 0 S: 9	H: 2 LOB: 0 BB: 0 P: 13	R: 0 E: 0 K: 2 S: 7	H: 0 LOB: 0 BB: 0 P: 11		1B: 5 2B: 2 3B: 0 HR: 1	SF: 1 SAC: 0 DP: 0 HBP: 0	WP: 0 PA: 41 PB: 0 SB: 2 CS: 0	
<b>PITCHER</b>	IP WLS BF H R ER SO BB IBB HBP BLK WP HR S P ERA WHIP																				
<b>Rob Bell, R</b> ERA: 5.09 <b>Manny Aybar, R</b> ERA: 5.04 <b>Dennys Reyes, L</b> ERA: 6.75 <b>Elmer Dessens, R</b> ERA: 5.84 <b>Danny Graves, R</b> ERA: 2.0	0.2 L 8 1 3 3 1 3 2 0 0 0 0 0 0 26 40 3.86 2.143	2.1 12 3 1 1 3 2 0 0 0 0 0 1 17 31 9.00 1.500	2.0 10 2 3 2 1 1 0 0 0 0 0 0 17 26 4.50 1.000	2.0 7 2 1 1 1 0 0 0 0 0 0 0 17 26 4.50 1.000	1.0 3 0 0 0 2 0 0 0 0 0 0 0 7 11 0.00 0.000																



Batter	1	2	3	4	5	6	7	8	9	AB	R	H	RBI	BB	SO	LOB	TOP										
Tom Goodwin, L (1,8) OBP: 0.421, SLG: 0.481	1-3 K		0-2 G4-3			1-0 G4-3		3-1 F8		4	0	0	0	0	1	0	<p>Colorado Rockies @ Cincinnati Reds</p> <p>Cinergy Field, Cincinnati, OH</p> <p>Tue Jun 20 2000, 7:35 PM EDT</p> <p>Att: 24,060 - Cloudy - 82 F</p>										
3 Mike Lansing, R (1,4) OBP: 0.358, SLG: 0.492	0-0 P6			2-1 G5-3		0-0 BB 1B		1-0 L8-4 2B		4	0	2	0	0	0	0											
Larry Walker, L (1,7) OBP: 0.422, SLG: 0.520	3-2 G3-1			0-0 G6-3		4-2 G1-4-3 BB		4-1 BB		2	0	0	0	2	0	0											
Jeff Cirillo, R (1,5) OBP: 0.415, SLG: 0.517			1-0 F9		0-1 G6-3		0-1 G1-4-3 BB		0-0 L8-4		4	0	0	0	0	4											
17 Todd Helton, L (1,3) OBP: 0.489, SLG: 0.774		3-2 HR			0-2 F8		2-1 HR		0-0 G1-3		4	2	2	2	0	0											
Jeffrey Hammonds, R (1,9) OBP: 0.435, SLG: 0.700	2-3 K			0-0 F9 2B		0-1 F7		2-2 G6-4-3 1B		4	0	2	0	0	1	0											
Brent Mayne, L (1,2) OBP: 0.402, SLG: 0.450	2-2 G4-3			0-0 F9 2-3		3-1 F7		0-0 G6-4-3 1-2		4	0	0	0	0	2	2											
Nelfi Perez, S (1,6) OBP: 0.295, SLG: 0.423			0-1 G3		4-1 FC5-4 IBB		0-0 3B				2	0	1	0	1	0											
Pedro Astacio, R (1,1) OBP: 0.087, SLG: 0.087			0-1 G6-3		0-0 FC5-4 1-2		1-3 K				3	0	0	0	1	3											
<b>Inning Stats</b>	R: 0 E: 0 K: 1 S: 7	H: 0 LOB: 0 BB: 0 P: 11	R: 1 E: 0 K: 1 S: 12	H: 1 LOB: 0 BB: 0 P: 20	R: 0 E: 0 K: 0 S: 7	H: 0 LOB: 0 BB: 0 P: 7	R: 0 E: 0 K: 0 S: 5	H: 0 LOB: 0 BB: 0 P: 7	R: 0 E: 0 K: 0 S: 8	H: 1 LOB: 1 BB: 1 P: 12	R: 0 E: 0 K: 0 S: 6	H: 1 LOB: 1 BB: 1 P: 11	R: 1 E: 0 K: 1 S: 10	H: 2 LOB: 1 BB: 0 P: 16	R: 0 E: 0 K: 0 S: 5	H: 1 LOB: 1 BB: 0 P: 13	R: 0 E: 0 K: 0 S: 5	H: 1 LOB: 0 BB: 0 P: 7	1B: 2 2B: 3 3B: 1 HR: 2	SF: 0 SAC: 0 DP: 3 HBP: 0	WP: 0 PB: 0 SB: 0 CS: 0	PA: 34					
<b>PITCHER</b>	IP	WLS	BF	H	R	ER	SO	BB	IBB	HBP	BLK	WP	HR	S	P	ERA	WHIP										
Oswaldo Fernandez, R (1,1) ERA: 2.53	7.1		29	6	2	2	3	1	1	0	0	0	2	58	91	2.46	0.955										
Dennys Reyes, L (8,1) ERA: 6.75	0.0		1	0	0	0	0	1	0	0	0	0	0	1	5	=	=										
Danny Graves, R (8,1) ERA: 1.93	1.2	W	4	1	0	0	0	0	0	0	0	0	0	6	8	0.00	0.600										

AB	31
R	2
H	7
RBI	2
BB	3
SO	3
LOB	9



Batter	1	2	3	4	5	6	7	8	9	AB	R	H	RBI	BB	SO	LOB	BOTTOM										
Pokey Reese, R (1,4) OBP: 0.346, SLG: 0.410	0-2 F9	0-0 P4		1-1 P3			0-1 G6-3			4	0	0	0	0	0	2	<p>Colorado Rockies @ Cincinnati Reds</p> <p>Cinergy Field, Cincinnati, OH</p> <p>Tue Jun 20 2000, 7:35 PM EDT</p> <p>Att: 24,060 - Cloudy - 82 F</p>										
Barry Larkin, R (1,6) OBP: 0.383, SLG: 0.473	0-1 1B 2B	1-1 F8			0-1 2B		0-2 G5-3			4	1	2	0	0	0	1											
Ken Griffey Jr., L (1,8) OBP: 0.396, SLG: 0.524	0-0 F8		4-2 G5-4-3 BB		0-0 L7 2B		3-0 1B			3	0	1	0	1	0	2											
Dante Bichette, R (1,9) OBP: 0.327, SLG: 0.466	0-1 1B 2B 1B		1-1 G5-4-3 1-2		0-1 P6		0-1 G6-3			4	1	1	1	0	0	3											
Dmitri Young, S (1,7) OBP: 0.319, SLG: 0.430	2-0 2B 1B		0-0 1B		1-3 K					4	1	3	1	0	1	1											
Alex Ochoa, R (9,7) OBP: 0.386, SLG: 0.517	1-2 1B									0	0	0	0	0	0	0											
Sean Casey, L (1,3) OBP: 0.330, SLG: 0.354	0-2 1B 2B		2-2 G3			0-0 F7		2-0 G3-1		4	0	1	1	0	0	1											
Aaron Boone, R (1,5) OBP: 0.354, SLG: 0.473	2-0 L4			0-1 G3-1 1B		0-1 2B		2-2 E6 1B		4	0	2	0	0	0	2											
Benito Santiago, R (1,2) OBP: 0.324, SLG: 0.396		0-0 G5-3		1-1 G3-1 1-3		3-3 K		0-1 G4-6-3 1B		4	0	1	0	0	1	2											
Oswaldo Fernandez, R (1,1) OBP: 0.143, SLG: 0.077		4-2 BB		1-1 G3		1-3 K		0-2 G4-6-3 1-2		2	0	0	0	1	1	2											
Dennys Reyes, R (8,1)										0	0	0	0	0	0	0											
Danny Graves, R (8,1) OBP: 0.500, SLG: 2.000										0	0	0	0	0	0	0											
Michael Tucker, L (8,9) OBP: 0.393, SLG: 0.566								1-2 1-2		1	0	0	0	0	0	2											
<b>Inning Stats</b>	R: 2 E: 0 K: 0 S: 14	H: 4 LOB: 2 BB: 0 P: 18	R: 0 E: 0 K: 0 S: 6	H: 0 LOB: 1 BB: 1 P: 11	R: 0 E: 0 K: 0 S: 8	H: 1 LOB: 1 BB: 1 P: 15	R: 0 E: 0 K: 0 S: 8	H: 1 LOB: 1 BB: 0 P: 11	R: 0 E: 0 K: 2 S: 9	H: 1 LOB: 1 BB: 0 P: 13	R: 0 E: 0 K: 0 S: 8	H: 1 LOB: 1 BB: 0 P: 11	R: 1 E: 1 K: 0 S: 11	H: 2 LOB: 1 BB: 0 P: 15	R: 0 E: 0 K: 0 S: 5	H: 1 LOB: 1 BB: 0 P: 15	1B: 6 2B: 4 3B: 0 HR: 1	SF: 0 SAC: 0 DP: 2 HBP: 0	WP: 0 PB: 0 SB: 1 CS: 0	PA: 36							
<b>PITCHER</b>	IP	WLS	BF	H	R	ER	SO	BB	IBB	HBP	BLK	WP	HR	S	P	ERA	WHIP										
Pedro Astacio, R (1,1) ERA: 4.63	8.0	L	36	11	3	3	3	2	0	0	0	0	1	72	103	3.38	1.625										













Batter	1	2	3	4	5	6	7	8	9	10	AB	R	H	RBI	BB	SO	LOB	TOP								
Eric Owens, R OBP: 0.388, SLG: 0.440 (1, 9)	G4-3 1B		G1-4-3		1B		F8		G6-4-3 1-2	G4-3	6	0	2	0	0	0	3									
Al Martin, L OBP: 0.360, SLG: 0.510 (1, 7)	P4 1-2		G4-3		G4-6-3 1B				G1-3		4	0	1	0	1	0	1									
Ryan Klecko, L OBP: 0.262, SLG: 0.438 Kevin Walker, R OBP: 0.250, SLG: 0.250 Trevor Hoffman, R OBP: 0.250, SLG: 0.441 Tony Gwynn, L OBP: 0.320, SLG: 0.350 Carlos Reyes, S OBP: 0.218, SLG: 0.250 (1, 3)	G4-3 2-3				G4-6-3 1-2		P5			F9 HR 2B	4	1	1	1	0	0	4									
Phil Nevin, R OBP: 0.340, SLG: 0.527 (1, 5)	L4				HR S BB						4	1	0	0	1	3	2									
Carlos Hernandez, R OBP: 0.320, SLG: 0.342 (1, 2)		L6			HR BB		F9			F9	4	2	1	0	1	0	1									
Bret Boone, R OBP: 0.317, SLG: 0.433 (1, 4)		K2-3			HR BB						4	4	3	6	1	1	0									
Ruben Rivera, R OBP: 0.335, SLG: 0.490 (1, 8)		P6			HR 1-H 2-H		HR			HR IBB	5	1	2	3	0	0	0									
16 Kevin Nicholson, S Matt Whiteside, R Dave Magadan, L Adam Eaton, R Damian Jackson, R (1, 6) (6, 1) (7, 3) (1, 1) (6, 6)			G3		HR 2B		G6-3			G3	3	0	0	0	0	0	1									
											0	0	0	0	0	0	0									
											1	0	0	0	1	0	0									
											1	0	0	0	1	0	0									
											2	0	0	0	0	1	0									
											2	0	1	0	1	1	0									
											1B: 4	SF: 0	WP: 0	PA: 46												
											2B: 3	SAC: 0	PB: 0													
											3B: 0	DP: 2	SB: 2													
											HR: 5	HBP: 0	CS: 0													
											ERA: 5.28	WHIP: 1.615														
											ERA: 3.27	WHIP: 4.000														
											IP: 4.1	WLS: 20	H: 5	R: 4	ER: 4	SO: 2	BB: 2	IBB: 0	HBP: 0	BLK: 0	WP: 0	HR: 2	S: 42	P: 74	ERA: 8.31	WHIP: 1.615
											IP: 1.0	WLS: 8	H: 3	R: 3	ER: 3	SO: 1	BB: 1	IBB: 1	HBP: 0	BLK: 0	WP: 0	HR: 1	S: 14	P: 31	ERA: 27.00	WHIP: 4.000

San Diego Padres @ Cincinnati Reds  
Cinergy Field, Cincinnati, OH  
Fri Jun 23 2000, 7:35 PM EDT  
Att. 31,746 - Sunny - 89 F

AB 40  
R 10  
H 12  
RBI 10  
BB 6  
SO 6  
LOB 12



Batter	1	2	3	4	5	6	7	8	9	10	AB	R	H	RBI	BB	SO	LOB	BOTTOM								
Chris Stynes, R OBP: 0.463, SLG: 0.623 Pokey Reese, R OBP: 0.339, SLG: 0.399 (1, 4) (3, PR) (4, 4)	FC6-4 1B		1B E 1B		L6		CS		G6-3		2	0	2	0	0	0	0									
Barry Larkin, R OBP: 0.382, SLG: 0.489 (1, 6)	FC6-4 1B FC1-2		BB 1B		P6					K	5	0	2	0	0	1	4									
Ken Griffey Jr., L OBP: 0.401, SLG: 0.547 (1, 8)	FC1-2 1B		G4-6-3 BB		HR						4	1	3	4	1	1	1									
Dante Bichette, R OBP: 0.333, SLG: 0.470 (1, 9)	FC1-2 1-2 3H		G4-6-3		K						4	0	0	0	1	1	5									
Dmitri Young, S Scott Williamson, R (1, 7) (10, 1)	F7				HR						3	1	0	0	2	0	4									
Sean Casey, L OBP: 0.329, SLG: 0.353 (1, 3)		L4-3 1B			FC3-6 BB						0	0	0	0	0	0	0									
Aaron Boone, R OBP: 0.356, SLG: 0.468 (1, 5)		L4-3 1-2			P4						5	2	2	0	0	1	2									
Benito Santiago, R OBP: 0.313, SLG: 0.388 Eddie Taubensee, L OBP: 0.345, SLG: 0.398 (1, 2) (9, PH) (10, 2)		G5-3			F8						3	0	0	0	0	0	3									
Rob Bell, R Elmer Dessens, R Matt Whiteside, R Kevin Walker, L Trevor Hoffman, R Carlos Reyes, R Alex Ogden, R (1, 1) (5, 1) (6, 1) (7, 1) (9, 1) (10, 1)											2	1	1	0	0	0	0									
											1	0	0	0	0	0	0									
											0	0	0	0	0	0	0									
											0	0	0	0	0	0	0									
											0	0	0	0	0	0	0									
											1B: 11	SF: 0	WP: 0	PA: 45												
											2B: 4	SAC: 0	PB: 0													
											3B: 0	DP: 3	SB: 0													
											HR: 1	HBP: 0	CS: 2													
											ERA: 2.84	WHIP: 1.875														
											IP: 5.1	WLS: 24	H: 7	R: 3	ER: 3	SO: 3	BB: 3	IBB: 0	HBP: 0	BLK: 0	WP: 0	HR: 1	S: 56	P: 90	ERA: 5.06	WHIP: 1.875
											IP: 1.0	WLS: 5	H: 3	R: 1	ER: 1	SO: 0	BB: 0	IBB: 0	HBP: 0	BLK: 0	WP: 0	HR: 0	S: 8	P: 14	ERA: 9.00	WHIP: 3.000
											IP: 1.2	WLS: 4	H: 0	R: 0	ER: 0	SO: 1	BB: 0	IBB: 0	HBP: 0	BLK: 0	WP: 0	HR: 0	S: 13	P: 22	ERA: 0.00	WHIP: 0.000
											IP: 1.0	WLS: 8	H: 4	R: 3	ER: 3	SO: 1	BB: 0	IBB: 1	HBP: 0	BLK: 0	WP: 0	HR: 0	S: 19	P: 33	ERA: 27.00	WHIP: 4.000
											IP: 1.0	WLS: 3	H: 0	R: 0	ER: 0	SO: 0	BB: 0	IBB: 0	HBP: 0	BLK: 0	WP: 0	HR: 0	S: 6	P: 8	ERA: 0.00	WHIP: 0.000

San Diego Padres @ Cincinnati Reds  
Cinergy Field, Cincinnati, OH  
Fri Jun 23 2000, 7:35 PM EDT  
Att. 31,746 - Sunny - 89 F

AB 40  
R 7  
H 14  
RBI 7  
BB 4  
SO 6  
LOB 24





Batter	1	2	3	4	5	6	7	8	9	AB	R	H	RBI	BB	SO	LOB	TOP							
<b>Eric Owens, R</b> OBP: 0.391, SLG: 0.446 (1, 9) C X	0-1 FC6-4 1B	1-0 1-3 2-H 2B		2-0 FC6-4 BB 1B		1-1 F9		0-0 G4-3		5	0	3	1	0	0	1								
<b>Damian Jackson, R</b> OBP: 0.387, SLG: 0.387 (1, 7) X	0-0 FC6-4 1B	0-0 G4-3		4-1 FC6-4 BB		2-0		2-3 S K		2	0	0	0	1	0	3								
<b>Al Martin, L</b> OBP: 0.361, SLG: 0.510 (6, PH) (6, 7) X	1-2 F7			1-2 FC6-4 BB		1-2 1B		1-1 P4		2	0	1	0	0	1	0								
<b>Ed Sprague, R</b> OBP: 0.349, SLG: 0.637 (1, 3) B X	1-2 F7		1-0 F7	0-0 FC6-4		1-3 K		1-1 P4		5	0	0	0	0	1	5								
<b>Phil Nevin, R</b> OBP: 0.341, SLG: 0.522 (1, 5) X	0-0 1B		0-1 G6-3		4-1 FC3-6 BB		2-2 G1-3		1-1 F2	4	0	1	0	1	0	2								
<b>Bret Boone, R</b> OBP: 0.319, SLG: 0.437 (1, 4) C X	1-2 F9		2-1	1-2 FC3-6 HR		1-0 FC6-4 1B		0-2 F8		5	1	2	0	0	0	3								
<b>Ruben Rivera, R</b> OBP: 0.337, SLG: 0.507 (1, 8) X		0-0 F9	1-2 G5-3	1-0 HR		1-0 FC6-4 1B		0-0 16 1B		5	2	2	2	0	0	2								
<b>Wiki Gonzalez, R</b> OBP: 0.345, SLG: 0.367 (1, 2) B X		3-1 P5		3-1 F9		1-0 P5		1-2 FC6-4 16 1B		5	0	1	0	0	0	1								
<b>16 Kevin Nicholson, S</b> OBP: 0.500, SLG: 0.857 (1, 6) B X		4-1 WP 2B BB		2-1 HR		3-1 G5-3		0-0 1B		4	2	3	2	1	0	0								
<b>Matt Clement, R</b> OBP: 0.181, SLG: 0.143 Carlos Hernandez, R OBP: 0.228, SLG: 0.340 Brandon Kolb, R OBP: 0.348, SLG: 0.505 Ryan Klesko, L OBP: 0.348, SLG: 0.505 Carlos Almanzar, R OBP: 0.310, SLG: 0.526 (1, 1) (5, PH) (6, 1) (7, PH) (7, 1) (8, PH) X		4-2 2B BB		1-2 L4		3-2 1B		1-1 G6-3		1	0	0	0	1	0	0								
<b>Inning Stats</b>	R: 0 E: 0 K: 0 S: 10	H: 2 LOB: 2 BB: 0 P: 12	R: 1 E: 0 K: 0 S: 11	H: 1 LOB: 2 BB: 2 P: 23	R: 0 E: 0 K: 0 S: 8	H: 1 LOB: 1 BB: 0 P: 12	R: 1 E: 0 K: 0 S: 10	H: 2 LOB: 2 BB: 1 P: 22	R: 2 E: 0 K: 0 S: 8	H: 1 LOB: 0 BB: 1 P: 18	R: 0 E: 0 K: 1 S: 14	H: 2 LOB: 2 BB: 0 P: 23	R: 0 E: 0 K: 0 S: 8	H: 2 LOB: 0 BB: 0 P: 12	R: 0 E: 0 K: 1 S: 11	H: 0 LOB: 0 BB: 0 P: 14	R: 1 E: 0 K: 1 S: 17	H: 3 LOB: 2 BB: 0 P: 21	1B: 10 2B: 2 3B: 0 HR: 2	SF: 0 SAC: 0 DP: 0 HBP: 0	WP: 1 PB: 0 SB: 0 CS: 0	PA: 45		
<b>PITCHER</b>	IP	WLS	BF	H	R	ER	SO	BB	IBB	HBP	BLK	WP	HR	S	P	ERA	WHIP							
<b>Ron Villone, L</b> ERA: 5.51 (1, 1)	5.0	W	27	8	4	4	0	4	0	0	0	1	2	51	94	7.20	2.400							
<b>Elmer Dessens, R</b> ERA: 5.14 (6, 1)	4.0	S	18	6	1	1	3	0	0	0	0	0	0	46	63	2.25	1.500							

San Diego Padres @ Cincinnati Reds  
Cinergy Field, Cincinnati, OH  
Sat Jun 24 2000, 7:05 PM EDT  
Att: 43,033 - Sunny - 79 F

AB 41  
R 5  
H 14  
RBI 5  
BB 4  
SO 3  
LOB 21



Batter	1	2	3	4	5	6	7	8	9	AB	R	H	RBI	BB	SO	LOB	BOTTOM							
<b>Pokey Reese, R</b> OBP: 0.340, SLG: 0.400 (1, 4) C X	3-2 1B	0-0 F7	0-3 K			1-2 1B	2-2 F8			2	1	1	0	0	0	2								
<b>Juan Castro, R</b> OBP: 0.283, SLG: 0.429 (3, 4) B X	1-0 1B					2-1 FC3-6 1B	1-2 E 1B			5	4	5	4	0	0	0								
<b>Barry Larkin, R</b> OBP: 0.396, SLG: 0.512 (1, 6) B X	1-2 1B	1-0 PB BB 1B		0-1 HR		1-2 G4-3	2-3 K	0-0 G3-1		4	1	1	1	1	1	2								
<b>Ken Griffey Jr., L</b> OBP: 0.401, SLG: 0.542 (1, 8) B X	1-2 2-H 1B	4-1 PB BB		1-2 G4-3		1-1 L1	0-0 FC3-6 1B	0-0 G5-3		5	1	2	2	0	1	2								
<b>Dante Bichette, R</b> OBP: 0.335, SLG: 0.469 (1, 9) B X	3-3 K	2-2 3B 1B		1-1 L1		1-2 2-H 3-H 1B	1-1 FC3-6 E 1B	1-0 G6-3		5	0	1	2	0	1	4								
<b>Dmitri Young, S</b> OBP: 0.320, SLG: 0.431 (1, 7) B X	1-1 F7	0-1 1-H 2-H 3B		2-3 K		1-1 FC3-6 E 1B	1-2 2-3 K	1-0 G6-3		4	0	1	0	1	0	3								
<b>Sean Casey, L</b> OBP: 0.330, SLG: 0.351 (1, 3) C X	0-1 F7	4-2 BB		2-1 G4-3		0-0 E3	1-3 3-H 0-0 1B	1-0 1B		4	0	1	0	1	0	3								
<b>Aaron Boone, R</b> OBP: 0.356, SLG: 0.467 (1, 5) B X		1-0 FC5 1B		1-0 1B		1-0 G5-3	0-0 G5-3	1-3 K		5	0	2	0	0	2	5								
<b>Eddie Taubensee, L</b> OBP: 0.343, SLG: 0.391 (1, 2) B X		4-1 FC5 1B BB		1-0 G4-3		1-0 F7	2-0 F8			3	1	0	0	1	0	1								
<b>Ron Villone, L</b> OBP: 0.120, SLG: 0.160 Elmer Dessens, R OBP: 0.333, SLG: 0.333 (1, 1) (6, 1) X		0-0 FC5 1B PB		2-3 K		0-1 G6-3	0-1 HR			3	1	0	0	0	1	3								
<b>Inning Stats</b>	R: 1 E: 0 K: 1 S: 15	H: 3 LOB: 2 BB: 0 P: 24	R: 5 E: 0 K: 1 S: 18	H: 4 LOB: 3 BB: 3 P: 35	R: 0 E: 0 K: 2 S: 7	H: 0 LOB: 0 BB: 0 P: 10	R: 1 E: 0 K: 1 S: 10	H: 1 LOB: 0 BB: 0 P: 14	R: 0 E: 0 K: 0 S: 6	H: 1 LOB: 1 BB: 0 P: 10	R: 2 E: 1 K: 1 S: 14	H: 3 LOB: 2 BB: 0 P: 20	R: 2 E: 0 K: 0 S: 10	H: 2 LOB: 0 BB: 0 P: 15	R: 0 E: 0 K: 1 S: 7	H: 1 LOB: 1 BB: 0 P: 10	1B: 12 2B: 0 3B: 1 HR: 2	SF: 0 SAC: 0 DP: 0 HBP: 0	WP: 0 PB: 1 SB: 0 CS: 0	PA: 43				
<b>PITCHER</b>	IP	WLS	BF	H	R	ER	SO	BB	IBB	HBP	BLK	WP	HR	S	P	ERA	WHIP							
<b>Matt Clement, R</b> ERA: 5.19 (1, 1)	5.0	L	27	9	7	7	5	3	0	0	0	0	0	14	20	12.60	2.400							
<b>Brandon Kolb, R</b> ERA: 4.5 (6, 1)	1.0		7	3	2	1	1	0	0	0	0	0	0	14	20	9.00	3.000							
<b>Carlos Almanzar, R</b> ERA: 4.95 (7, 1)	2.0		9	3	2	2	1	0	0	0	0	0	1	17	25	9.00	1.500							

San Diego Padres @ Cincinnati Reds  
Cinergy Field, Cincinnati, OH  
Sat Jun 24 2000, 7:05 PM EDT  
Att: 43,033 - Sunny - 79 F

AB 40  
R 11  
H 15  
RBI 9  
BB 3  
SO 7  
LOB 23





Batter	1	2	3	4	5	6	7	8	9	AB	R	H	RBI	BB	SO	LOB	TOP				
<b>Eric Owens, R</b> OBP: 0.395, SLG: 0.447 (1, 9)	4-1 1B G5-4-3 BB		1-2 1B BB	2-1 1B		0-2 F8			1-1 G5-3	4	2	2	0	1	0	0	<b>San Diego Padres @ Cincinnati Reds</b> Cinergy Field, Cincinnati, OH Sun Jun 25 2000, 1:15 PM EDT Att: 33,247 - Sunny - 81 F				
<b>Al Martin, L</b> OBP: 0.361, SLG: 0.508 <b>29 Kory DeHaan, L</b> OBP: 0.212, SLG: 0.245 (1, 7) (9, 9)	0-1 G5-4-3 BB 1B		2-0 BB BB SF8	0-1 G3		0-0 F7			0-0 F4	5	1	2	0	0	0	1					
<b>Ryan Klesko, L</b> OBP: 0.408, SLG: 0.629 (1, 3)	4-2 G5-4-3 BB		4-2 SF8 BB SF7 BB		0-0 F9				0-0 F8	2	1	0	0	2	0	0					
<b>Phil Nevin, R</b> OBP: 0.340, SLG: 0.517 (1, 5)	1-1 G5-4-3		4-1 SF8 BB		1-3 K				2-2 F9	3	0	0	1	1	1	2					
<b>Bret Boone, R</b> OBP: 0.318, SLG: 0.439 (1, 4)	0-1 F7		2-1 SF8		0-0 2B				1-2 L8	3	1	1	1	0	0	1					
<b>Carlos Hernandez, R</b> OBP: 0.322, SLG: 0.352 (1, 2)		0-3 K	1-2 SF7		0-0 FC6-4 2B				2-3 K	3	0	1	2	0	2	0					
<b>Ruben Rivera, R</b> OBP: 0.341, SLG: 0.503 (1, 8)		3-2 1B	3-H F8		4-0 FC6-4 IBB				1-1 F8	3	0	1	0	1	0	1					
<b>Damian Jackson, R</b> OBP: 0.361, SLG: 0.381 <b>Kevin Walker, L</b> OBP: 0.250, SLG: 0.250 <b>Trevor Hoffman, R</b> (8, 1) (8, 1)		2-2 F7		2-2 G5-3		1-1 FC6-4			1-3 K	4	0	0	0	0	1	3					
<b>Brian Tolberg, R</b> <b>16 Kevin Nicholson, S</b> OBP: 0.444, SLG: 0.750 (1, 1) (8, 6)	0-1 F9		0-0 G4-3		0-0 G4-3				2-2 G5-3	3	0	0	0	0	0	1					
<b>Inning Stats</b>	R: 1 E: 0 K: 0 S: 11	H: 1 LOB: 1 BB: 2 P: 20	R: 0 E: 0 K: 1 S: 11	H: 1 LOB: 1 BB: 0 P: 16	R: 3 E: 0 K: 0 S: 15	H: 2 LOB: 1 BB: 2 P: 30	R: 0 E: 0 K: 0 S: 8	H: 1 LOB: 1 BB: 0 P: 12	R: 1 E: 0 K: 1 S: 8	H: 2 LOB: 0 BB: 1 P: 14	R: 0 E: 0 K: 0 S: 12	H: 0 LOB: 0 BB: 0 P: 15	R: 0 E: 0 K: 2 S: 8	H: 0 LOB: 0 BB: 0 P: 12	R: 0 E: 0 K: 0 S: 6	H: 0 LOB: 0 BB: 0 P: 9		1B: 5 2B: 2 3B: 0 HR: 0	SF: 2 SAC: 0 DP: 1 HBP: 0	WP: 0 PB: 0 SB: 0 CS: 0	PA: 38
<b>PITCHER</b>	IP WLS BF H R ER SO	IP WLS BF H R ER SO	IP WLS BF H R ER SO	IP WLS BF H R ER SO	IP WLS BF H R ER SO	IP WLS BF H R ER SO	IP WLS BF H R ER SO	IP WLS BF H R ER SO	IP WLS BF H R ER SO	IP WLS BF H R ER SO	IP WLS BF H R ER SO	IP WLS BF H R ER SO	IP WLS BF H R ER SO	IP WLS BF H R ER SO	IP WLS BF H R ER SO	IP WLS BF H R ER SO	ERA WHIP	ERA WHIP			
<b>Oswaldo Fernandez, R</b> ERA: 3.21 <b>Manny Aybar, R</b> ERA: 4.91 <b>Scott Sullivan, R</b> ERA: 5.09 <b>Dennys Reyes, L</b> ERA: 6.14	(1, 1) (8, 1) (8, 1) (9, 1)	(1, 1) (8, 1) (8, 1) (9, 1)	(1, 1) (8, 1) (8, 1) (9, 1)	(1, 1) (8, 1) (8, 1) (9, 1)	(1, 1) (8, 1) (8, 1) (9, 1)	(1, 1) (8, 1) (8, 1) (9, 1)	(1, 1) (8, 1) (8, 1) (9, 1)	(1, 1) (8, 1) (8, 1) (9, 1)	(1, 1) (8, 1) (8, 1) (9, 1)	(1, 1) (8, 1) (8, 1) (9, 1)	(1, 1) (8, 1) (8, 1) (9, 1)	(1, 1) (8, 1) (8, 1) (9, 1)	(1, 1) (8, 1) (8, 1) (9, 1)	(1, 1) (8, 1) (8, 1) (9, 1)	(1, 1) (8, 1) (8, 1) (9, 1)	(1, 1) (8, 1) (8, 1) (9, 1)	(1, 1) (8, 1) (8, 1) (9, 1)				

AB	31
R	5
H	7
RBI	4
BB	5
SO	4
LOB	9



Batter	1	2	3	4	5	6	7	8	9	AB	R	H	RBI	BB	SO	LOB	BOTTOM			
<b>Juan Castro, R</b> OBP: 0.262, SLG: 0.393 (1, 4)	1-3 K		1-1 F8		0-3 K		0-1 FC6-4		0-1 F7	5	0	0	0	0	2	6	<b>San Diego Padres @ Cincinnati Reds</b> Cinergy Field, Cincinnati, OH Sun Jun 25 2000, 1:15 PM EDT Att: 33,247 - Sunny - 81 F			
<b>Barry Larkin, R</b> OBP: 0.391, SLG: 0.510 (1, 6)	1-2 F8		0-0 2B		0-3 K				1-0 L5	5	0	1	0	0	1	2				
<b>Ken Griffey Jr., L</b> OBP: 0.401, SLG: 0.538 (1, 8)	3-3 K		0-1 F9		1-1 1B				4-2 1B BB	4	1	1	0	1	1	2				
<b>Dante Bichette, R</b> OBP: 0.336, SLG: 0.467 (1, 9)		0-0 L6		0-0 G6-3		1-0 F5			1-2 1B 1B	5	1	2	0	0	0	1				
<b>Michael Tucker, L</b> OBP: 0.393, SLG: 0.568 <b>Dmitri Young, S</b> OBP: 0.316, SLG: 0.427 (1, 7) (8, PH) (9, 7)		2-1 2B		1-3 K		2-3 K			2-3 K	3	0	1	0	0	2	1				
<b>Sean Casey, L</b> OBP: 0.325, SLG: 0.348 (1, 3)		3-1 G1-3		0-0 L3		2-3 K			2-0 1B 1B	4	1	1	1	0	1	2				
<b>Aaron Boone, R</b> OBP: 0.362, SLG: 0.469 (1, 5)		2-2 F9							2-2 1B 1B	3	1	2	1	0	0	1				
<b>Benito Santiago, R</b> OBP: 0.304, SLG: 0.377 <b>Eddie Taubensee, L</b> OBP: 0.347, SLG: 0.394 (1, 2) (8, PH) (9, 2)			1-2 G6-3		2-1 F6				2-1 1B 1B	3	0	0	0	0	0	2				
<b>Oswaldo Fernandez, R</b> Hal Morris, L Manny Aybar, R Alex Ochoa, R Scott Sullivan, R Chris Stynes, R Steve Parris, R Dennys Reyes, R (1, 1) (5, PH) (8, 1) (7, PH) (8, 1) (8, PH) (8, PH) (9, 1)			1-1 2B		1-0 1B				0-0 1B	1	0	1	0	0	0	0				
<b>Inning Stats</b>	R: 0 E: 0 K: 2 S: 9	H: 0 LOB: 0 BB: 0 P: 14	R: 0 E: 0 K: 0 S: 8	H: 1 LOB: 1 BB: 0 P: 15	R: 0 E: 0 K: 1 S: 5	H: 0 LOB: 0 BB: 0 P: 6	R: 0 E: 0 K: 2 S: 11	H: 2 LOB: 2 BB: 0 P: 14	R: 0 E: 0 K: 2 S: 9	H: 1 LOB: 1 BB: 0 P: 15	R: 0 E: 0 K: 0 S: 10	H: 0 LOB: 0 BB: 0 P: 14	R: 4 E: 0 K: 1 S: 22	H: 5 LOB: 2 BB: 1 P: 36	R: 0 E: 0 K: 1 S: 10	H: 1 LOB: 1 BB: 0 P: 14		1B: 10 2B: 2 3B: 0 HR: 0	SF: 0 SAC: 0 DP: 0 HBP: 1	WP: 0 PB: 0 SB: 0 CS: 0
<b>PITCHER</b>	IP WLS BF H R ER SO	IP WLS BF H R ER SO	IP WLS BF H R ER SO	IP WLS BF H R ER SO	IP WLS BF H R ER SO	IP WLS BF H R ER SO	IP WLS BF H R ER SO	IP WLS BF H R ER SO	IP WLS BF H R ER SO	IP WLS BF H R ER SO	IP WLS BF H R ER SO	IP WLS BF H R ER SO	IP WLS BF H R ER SO	IP WLS BF H R ER SO	IP WLS BF H R ER SO	IP WLS BF H R ER SO	ERA WHIP	ERA WHIP		
<b>Brian Tolberg, R</b> ERA: 1.26 <b>Kevin Walker, L</b> ERA: 4.89 <b>Trevor Hoffman, R</b> ERA: 3.19	(1, 1) (8, 1) (8, 1)	(1, 1) (8, 1) (8, 1)	(1, 1) (8, 1) (8, 1)	(1, 1) (8, 1) (8, 1)	(1, 1) (8, 1) (8, 1)	(1, 1) (8, 1) (8, 1)	(1, 1) (8, 1) (8, 1)	(1, 1) (8, 1) (8, 1)	(1, 1) (8, 1) (8, 1)	(1, 1) (8, 1) (8, 1)	(1, 1) (8, 1) (8, 1)	(1, 1) (8, 1) (8, 1)	(1, 1) (8, 1) (8, 1)	(1, 1) (8, 1) (8, 1)	(1, 1) (8, 1) (8, 1)	(1, 1) (8, 1) (8, 1)				





Batter	1	2	3	4	5	6	7	8	9	AB	R	H	RBI	BB	SO	LOB	TOP										
J.D. Drew, L OBP: 0.377, SLG: 0.511 (1, 7)	0-0 CS 15 1B		2-3 K			1-2 G3-1		1-3 K		4	0	1	0	0	2	0	<b>St. Louis Cardinals @ Cincinnati Reds</b> Cinergy Field, Cincinnati, OH Mon Jun 26 2000, 7:35 PM EDT Att: 32,850 - Cloudy - 83 F										
Edgar Renteria, R OBP: 0.316, SLG: 0.400 (1, 6)	2-3 K			1-0 F9		4-2 15 4-3 BB		1-1 L7		3	0	0	0	1	1												
15 Jim Edmonds, L OBP: 0.451, SLG: 0.634 (1, 8)	2-2 1B			2-1 HR		1-1 L4-3		3-2 FC5-4 1B		4	1	3	0	0	0	1											
Mark McGwire, R OBP: 0.492, SLG: 0.788 (1, 3)	3-3 2-3 K			1-3 K			1-0 BB BB 1B	0-0 FC5-4 1-2 1B		4	0	1	0	0	2	4											
Eric Davis, R OBP: 0.390, SLG: 0.482 (1, 9)		0-0 G6-3		3-2 HR		1-0 L9		2-2 G4-3		4	1	1	2	0	0	1											
Craig Panuette, R OBP: 0.313, SLG: 0.448 (1, 5)	1-0 F9			2-2 G6-3		4-0 BB 1-2 BB		0-3 K		3	0	0	0	1	0												
Mike Matheny, R OBP: 0.319, SLG: 0.367 Ray Lankford, L OBP: 0.343, SLG: 0.434 (9, PH)	1-1 F8			2-2 F8		0-1 F7		2-1 G4-3		3	0	0	0	0	0	2											
Placido Polanco, R OBP: 0.331, SLG: 0.408 (1, 4)			3-2 CS 1B		0-1 G5-3		4-1 1-2 2-3 BB			2	0	1	0	1	0	0											
Garrett Stephenson, R OBP: 0.129, SLG: 0.036 Shawon Dunston, R OBP: 0.290, SLG: 0.469 Matt Morris, R (7, 1)	3-3 1-2 K			1-0 G4-3		0-1 F8				2	0	0	0	0	1	1											
<b>Inning Stats</b>	R: 0 E: 0 K: 2 S: 10	H: 2 LOB: 2 BB: 0 P: 17	R: 0 E: 0 K: 0 S: 4	H: 0 LOB: 0 BB: 0 P: 6	R: 0 E: 0 K: 2 S: 9	H: 1 LOB: 0 BB: 0 P: 17	R: 2 E: 0 K: 1 S: 13	H: 2 LOB: 0 BB: 0 P: 22	R: 0 E: 0 K: 0 S: 6	H: 0 LOB: 0 BB: 0 P: 9	R: 0 E: 0 K: 0 S: 10	H: 1 LOB: 3 BB: 1 P: 16	R: 0 E: 0 K: 1 S: 7	H: 1 LOB: 1 BB: 0 P: 17	R: 0 E: 0 K: 1 S: 9	H: 1 LOB: 0 BB: 0 P: 14		R: 0 E: 0 K: 1 S: 10	H: 0 LOB: 0 BB: 0 P: 14	1B: 6 2B: 2 3B: 0 HR: 1	SF: 0 SAC: 0 DP: 2 HBP: 0	WP: 0 PB: 0 SB: 0 CS: 2	PA: 34				
<b>PITCHER</b>	IP	WLS	BF	H	R	ER	SO	BB	IBB	HBP	BLK	WP	HR	S	P	ERA	WHIP										
Denny Neagle, L ERA: 3.86 Danny Graves, R ERA: 1.81	(1, 1) (8, 1)	7.2 S	30 4	7 0	2 0	2 0	6 1	3 0	0 0	0 0	0 0	0 0	1 0	67 11	117 15	2.35 0.00	1.304 0.000										

AB 31  
R 2  
H 7  
RBI 2  
BB 3  
SO 7  
LOB 13



Batter	1	2	3	4	5	6	7	8	9	AB	R	H	RBI	BB	SO	LOB	BOTTOM										
Barry Larkin, R OBP: 0.385, SLG: 0.500 (1, 6)	0-1 L9	1-0 G1-3			3-2 G6-3		1-0 F7			4	0	0	0	0	0	1	<b>St. Louis Cardinals @ Cincinnati Reds</b> Cinergy Field, Cincinnati, OH Mon Jun 26 2000, 7:35 PM EDT Att: 32,850 - Cloudy - 83 F										
Dmitri Young, S OBP: 0.324, SLG: 0.444 Danny Graves, R OBP: 0.500, SLG: 2.000 (1, 7) (8, 1)	0-0 HR 1B		2-3 K		2-0 HR		1-1 1B			4	2	3	1	0	1	0											
Ken Griffey Jr., L OBP: 0.399, SLG: 0.545 (1, 8)	1-0 1-H HR		2-2 F9		0-0 F8		1-1 P6			4	1	1	2	0	0	1											
Dante Bichette, R OBP: 0.341, SLG: 0.469 (1, 9)	1-2 G5-3		4-2 BB		3-2 FC1-5 1B		1-2 SH3 1B			3	0	2	0	1	0	0											
Sean Casey, L OBP: 0.336, SLG: 0.356 (1, 3)	1-0 1B		0-1 F8		1-2 FC1-5 1B		1-2 SH3 1B			4	0	3	0	0	0	1											
Aaron Boone, R OBP: 0.358, SLG: 0.464 (1, 5)	1-0 G4-3			3-2 G6-3		0-1 FC1-5		0-1 SH3		3	0	0	0	0	0	3											
Eddie Taubensee, L OBP: 0.345, SLG: 0.397 Benito Santiago, R OBP: 0.304, SLG: 0.377 (1, 2) (9, 2)		3-2 G4-3 2B		1-2 F5		1-3 K		2-2 G3		4	0	1	0	0	1	4											
Pokey Reese, R OBP: 0.335, SLG: 0.394 (1, 4)	0-0 P4			2-2 G6-3		1-1 G4-3		1-0 F9		4	0	0	0	0	0	5											
Denny Neagle, L OBP: 0.212, SLG: 0.194 Michael Tucker, L OBP: 0.393, SLG: 0.568 (1, 1) (8, 7)	0-1 G4-3			0-0 G4-3		0-0 G6-3				3	0	0	0	0	0	1											
<b>Inning Stats</b>	R: 2 E: 0 K: 0 S: 9	H: 3 LOB: 1 BB: 0 P: 13	R: 0 E: 0 K: 0 S: 8	H: 1 LOB: 1 BB: 0 P: 12	R: 0 E: 0 K: 1 S: 11	H: 0 LOB: 1 BB: 1 P: 19	R: 0 E: 0 K: 0 S: 9	H: 0 LOB: 0 BB: 0 P: 15	R: 1 E: 0 K: 0 S: 6	H: 1 LOB: 0 BB: 0 P: 11	R: 0 E: 0 K: 1 S: 14	H: 2 LOB: 2 BB: 0 P: 20	R: 0 E: 0 K: 0 S: 6	H: 1 LOB: 1 BB: 0 P: 9	R: 0 E: 0 K: 0 S: 10	H: 2 LOB: 2 BB: 0 P: 16		1B: 7 2B: 1 3B: 0 HR: 2	SF: 0 SAC: 1 DP: 0 HBP: 0	WP: 0 PB: 0 SB: 0 CS: 0	PA: 35						
<b>PITCHER</b>	IP	WLS	BF	H	R	ER	SO	BB	IBB	HBP	BLK	WP	HR	S	P	ERA	WHIP										
Garrett Stephenson, R ERA: 3.92 Matt Morris, R ERA: 2.87	(1, 1) (7, 1)	6.0 L	26 9	7 3	3 0	3 0	2 0	1 0	0 0	0 0	0 0	0 0	2 0	16 25	4.50 0.00	1.333 1.500											

AB 33  
R 3  
H 10  
RBI 3  
BB 1  
SO 2  
LOB 16





Batter	1	2	3	4	5	6	7	8	9	AB	R	H	RBI	BB	SO	LOB	TOP			
<b>Placido Polanco, R</b> OBP: 0.327, SLG: 0.401	2-1 G6-3	1-2 P6		3-1 HR 1B		3-2 F9		2-2 G4-3		5	1	1	0	0	0	2				
<b>Edgar Renteria, R</b> OBP: 0.320, SLG: 0.414	3-2 15 1B		1-3 K	1-1 HR		2-1 G6-3			0-2 G6-4-3 1B	5	1	3	3	0	1	0				
<b>15 Jim Edmonds, L</b> OBP: 0.453, SLG: 0.649	2-0 1B		3-2 HR	1-2 2B			2-3 K		1-3 K	5	1	3	1	0	2	1				
<b>Mark McGwire, R</b> OBP: 0.487, SLG: 0.772	1-3 K		2-3 K	1-0 P4			4-1 BB BB		0-1 G6-4-3	4	0	0	0	1	2	4				
<b>Ray Lankford, L</b> OBP: 0.341, SLG: 0.427	1-2 G5-3		4-2 BB		1-0 F8		3-3 K			3	0	0	0	1	1	3				
<b>Thomas Howard, S</b> OBP: 0.244, SLG: 0.438		1-1 P6	1-1 G3		0-3 K		4-1 BB			3	0	0	0	0	1	1				
<b>J.D. Drew, L</b> OBP: 0.380, SLG: 0.511							1-2 BB			0	0	0	0	1	0	0				
<b>Craig Paquette, R</b> OBP: 0.316, SLG: 0.446		4-2 FC1-5 BB		0-0 F8	2-2 FC5-4 1B		2-1 F3			3	0	1	0	1	0	2				
<b>Eli Marrero, R</b> OBP: 0.316, SLG: 0.470		2-2 FC1-5 1B		0-3 K	1-2 FC5-4			2-2 G5-3		4	0	1	0	0	1	1				
<b>Darryl Kile, R</b> OBP: 0.150, SLG: 0.132		0-0 FC1-5		4-2 HR BB		3-3 K		1-0 G5-3		3	1	0	0	1	1	2				
<b>Dave Veres, R</b> (8, 1)		1-2 2-3								0	0	0	0	0	0	0				
<b>Inning Stats</b>	R: 0 E: 0 K: 1 S: 14	H: 2 LOB: 2 BB: 0 P: 23	R: 0 E: 0 K: 0 S: 14	H: 1 LOB: 2 BB: 1 P: 22	R: 1 E: 0 K: 2 S: 18	H: 1 LOB: 1 BB: 1 P: 29	R: 3 E: 0 K: 1 S: 15	H: 3 LOB: 1 BB: 1 P: 25	R: 0 E: 0 K: 1 S: 11	H: 0 LOB: 1 BB: 0 P: 17	R: 0 E: 0 K: 2 S: 11	H: 0 LOB: 2 BB: 2 P: 26	R: 0 E: 0 K: 0 S: 7	H: 0 LOB: 0 BB: 0 P: 12	R: 0 E: 0 K: 1 S: 8	H: 1 LOB: 0 BB: 0 P: 9	1B: 6 2B: 1 3B: 0 HR: 2	SF: 0 SAC: 0 DP: 1 HBP: 0	WP: 0 PA: 40 PB: 0 SB: 0 CS: 0	
<b>PITCHER</b>	IP WLS BF H R ER SO BB IBB HBP BLK WP HR S P ERA WHIP																			
<b>Steve Paris, R</b> ERA: 5.67	(1, 1) 5.0 L 26 8 4 4 5 3 0 0 0 0 2 72 114 7.20 2.200																			
<b>Scott Williamson, R</b> ERA: 3.21	(6, 1) 1.0 3 0 0 0 1 0 0 0 0 0 0 9 17 0.00 0.000																			
<b>Dennys Reyes, L</b> ERA: 5.96	(7, 1) 0.2 4 0 0 0 2 2 0 0 0 0 0 9 22 0.00 3.000																			
<b>Scott Winchester, R</b> ERA:	(7, 1) 1.1 4 0 0 0 0 0 0 0 0 0 0 9 16 0.00 0.000																			
<b>Scott Sullivan, R</b> ERA: 4.88	(9, 1) 1.0 3 1 0 0 1 0 0 0 0 0 0 8 9 0.00 1.000																			

St. Louis Cardinals @ Cincinnati Reds  
Cinergy Field, Cincinnati, OH  
Tue Jun 27 2000, 7:35 PM EDT  
Att: 33,946 - Cloudy - 68 F

AB 35  
R 4  
H 9  
RBI 4  
BB 5  
SO 9  
LOB 16



Batter	1	2	3	4	5	6	7	8	9	AB	R	H	RBI	BB	SO	LOB	BOTTOM				
<b>Barry Larkin, R</b> OBP: 0.387, SLG: 0.505	1-0 HR 2B		0-3 K		1-0 F8			0-1 1B 1B		4	1	2	0	0	1	0					
<b>Dmitri Young, S</b> OBP: 0.325, SLG: 0.445	1-0 F8		1-1 FC5-4 1B			0-0 G4-3		2-1 G6-3 1B		4	0	2	0	0	0	1					
<b>Ken Griffey Jr., L</b> OBP: 0.403, SLG: 0.571	0-1 2H HR		1-0 FC5-4 1B			1-0 HR		0-0 G6-3		4	2	3	3	0	0	2					
<b>Dante Bichette, R</b> OBP: 0.344, SLG: 0.474	0-0 G4-3		0-0 FC5-4			3-2 K 2B			0-0 G4-6-3 1B	4	0	2	0	0	0	2					
<b>Alex Ochoa, R</b> OBP: 0.370, SLG: 0.492			1-2 2-3						1-2 G4-6-3 1B	0	0	0	0	0	0	0					
<b>Sean Casey, L</b> OBP: 0.330, SLG: 0.350	3-2 F8			2-1 F7		1-3 K			0-2 G4-6-3	4	0	0	0	0	1	2					
<b>Aaron Boone, R</b> OBP: 0.357, SLG: 0.460		0-1 G5-3		1-3 K			1-1 G1-3		2-1 E7 1B	4	0	1	0	0	1	0					
<b>Eddie Taubensee, L</b> OBP: 0.338, SLG: 0.388		3-3 K		0-0 G4-3			2-2 F7		1-0 G3	4	0	0	0	0	1	2					
<b>Pokey Reese, R</b> OBP: 0.335, SLG: 0.401		0-1 3B			1-3 K		1-0 F7			3	0	1	0	0	1	0					
<b>Steve Paris, R</b> ERA: 5.67	(1, 1) 0.125 SLG: 0.217									1	0	0	0	0	0	1					
<b>Chris Snyder, R</b> ERA: 4.44	(5, PH) 0.000 SLG: 0.000									1	0	0	0	0	0	0					
<b>Scott Williamson, R</b> ERA: 3.21	(6, 1) 0.000 SLG: 0.000									0	0	0	0	0	0	0					
<b>Dennys Reyes, R</b> ERA: 5.96	(7, 1) 0.000 SLG: 0.000									0	0	0	0	0	0	0					
<b>Scott Winchester, R</b> ERA:	(7, 1) 0.000 SLG: 0.000									0	0	0	0	0	0	0					
<b>Hal Morris, L</b> OBP: 0.307, SLG: 0.302	(8, PH) 0.000 SLG: 0.000									1	0	0	0	0	0	0					
<b>Scott Sullivan, R</b> ERA: 4.88	(9, 1) 0.000 SLG: 0.250									0	0	0	0	0	0	0					
<b>Inning Stats</b>	R: 2 E: 0 K: 0 S: 8	H: 2 LOB: 0 BB: 0 P: 13	R: 0 E: 0 K: 1 S: 9	H: 1 LOB: 0 BB: 0 P: 12	R: 0 E: 0 K: 1 S: 7	H: 2 LOB: 1 BB: 0 P: 9	R: 0 E: 0 K: 1 S: 6	H: 0 LOB: 0 BB: 0 P: 9	R: 0 E: 0 K: 1 S: 6	H: 0 LOB: 0 BB: 0 P: 9	R: 1 E: 0 K: 1 S: 9	H: 2 LOB: 1 BB: 0 P: 14	R: 0 E: 0 K: 0 S: 6	H: 0 LOB: 0 BB: 0 P: 10	R: 0 E: 0 K: 0 S: 8	H: 2 LOB: 1 BB: 0 P: 13	R: 0 E: 1 K: 0 S: 7	H: 2 LOB: 2 BB: 0 P: 10	1B: 6 2B: 2 3B: 1 HR: 2	SF: 0 SAC: 0 DP: 3 HBP: 0	WP: 0 PA: 34 PB: 0 SB: 0 CS: 0
<b>PITCHER</b>	IP WLS BF H R ER SO BB IBB HBP BLK WP HR S P ERA WHIP																				
<b>Darryl Kile, R</b> ERA: 4.51	(1, 1) 7.1 W 28 8 3 3 5 0 0 0 0 0 2 56 84 3.68 1.091																				
<b>Dave Veres, R</b> ERA: 3.09	(8, 1) 1.2 S 6 3 0 0 0 0 0 0 0 0 0 10 15 0.00 1.800																				

St. Louis Cardinals @ Cincinnati Reds  
Cinergy Field, Cincinnati, OH  
Tue Jun 27 2000, 7:35 PM EDT  
Att: 33,946 - Cloudy - 68 F

AB 34  
R 3  
H 11  
RBI 3  
BB 0  
SO 5  
LOB 10













Batter	1	2	3	4	5	6	7	8	9	AB	R	H	RBI	BB	SO	LOB	TOP								
<b>Barry Larkin, R</b> OBP: 0.382, SLG: 0.504 (1, 6)	P5		1-1 2B	2-2 1-2 2-H 1B			1-1 L7		1-1 B1-3	5	0	2	0	0	0	0									
<b>Dmitri Young, S</b> OBP: 0.322, SLG: 0.442 <b>Alex Ochoa, R</b> OBP: 0.370, SLG: 0.492 (9, FR)	G4-3		G6-3		G4-3		F7		2-2 CS 1B	5	0	1	0	0	0	1									
<b>Ken Griffey Jr., L</b> OBP: 0.398, SLG: 0.565 (1, 8)	F8			1-2 G6-3	4-2 1B BB		P4		0-3 K	4	0	0	0	1	1	1									
<b>Dante Bichette, R</b> OBP: 0.350, SLG: 0.475 (1, 9)		1-0 G3 SF8 2B		1-1 1B G6-3 1B	0-0 F3			1-0 E S 1B	0-1 CS	4	3	3	0	0	0	1									
<b>Sean Casey, L</b> OBP: 0.339, SLG: 0.353 (1, 3)	G3			1-0 G6-3 1B	1-0 1B			3-3 K		4	1	2	0	0	1	2									
<b>Aaron Boone, R</b> OBP: 0.356, SLG: 0.457 (1, 5)	SF8			1-0 G6-3 1B	0-0 F9			0-0 G3 S 1B		3	1	2	2	0	0	2									
<b>Eddie Taubensee, L</b> OBP: 0.326, SLG: 0.372 <b>Benito Santiago, R</b> OBP: 0.311, SLG: 0.409 (8, 2)	G3			0-0 G6-3		2-2 F7		1-2 G3		4	0	0	1	0	0	3									
<b>Pokey Reese, R</b> OBP: 0.333, SLG: 0.392 (1, 4)			1-0 G6-3	4-0 1B IBB		1-0 F9		4-2 S BB		2	0	0	0	2	0	0									
<b>Pete Harnisch, S</b> OBP: 0.200, SLG: 0.200 <b>Scott Sullivan, R</b> OBP: 0.250, SLG: 0.250 <b>Hal Morris, L</b> OBP: 0.359, SLG: 0.353 <b>Dennys Reyes, R</b> OBP: 0.500, SLG: 2.000 (8, 1)	G3		0-1 G5-3	2-2 1B		1-2 G5-3		2-2 L6		3	0	1	2	0	0	0									
<b>Danny Graves, R</b> OBP: 0.333, SLG: 0.392 (8, 1)				1-2 2-H 3-H 1B			1-2 G3			0	0	0	0	0	0	0									
<b>Inning Stats</b>	R: 0 E: 0 K: 0 S: 5	H: 0 LOB: 0 BB: 0 P: 11	R: 1 E: 0 K: 0 S: 7	H: 1 LOB: 0 BB: 0 P: 11	R: 0 E: 0 K: 0 S: 6	H: 1 LOB: 1 BB: 0 P: 8	R: 3 E: 0 K: 0 S: 14	H: 5 LOB: 2 BB: 1 P: 26	R: 0 E: 0 K: 0 S: 8	H: 0 LOB: 0 BB: 0 P: 14	R: 0 E: 0 K: 0 S: 7	H: 0 LOB: 0 BB: 0 P: 11	R: 0 E: 0 K: 0 S: 7	H: 0 LOB: 0 BB: 0 P: 8	R: 1 E: 0 K: 1 S: 23	H: 2 LOB: 2 BB: 1 P: 34	R: 0 E: 0 K: 1 S: 9	H: 1 LOB: 1 BB: 0 P: 12	1B: 9 2B: 2 3B: 0 HR: 0	SF: 1 SAC: 0 DP: 0 HBP: 0	WP: 0 PB: 0 SB: 3 CS: 1	PA: 40			
<b>PITCHER</b>	IP	WLS	BF	H	R	ER	SO	BB	IBB	HBP	BLK	WP	HR	S	P	ERA	WHIP								
<b>Mike Morgan, R</b> ERA: 3.62	5.0	L	24	8	4	4	0	1	1	0	0	0	0	40	70	7.20	1.800								
<b>Greg Swindell, L</b> ERA: 2.02	2.0		6	0	0	0	0	0	0	0	0	0	0	14	19	0.00	0.000								
<b>Matt Mantei, R</b> ERA: 9.72	1.0		6	2	1	1	1	1	0	0	0	0	0	23	34	9.00	3.000								
<b>Vicente Padilla, R</b> ERA: 1.57	1.0		3	1	0	0	1	0	0	0	0	0	0	9	12	0.00	1.000								

**Cincinnati Reds @ Arizona Diamondbacks**  
Bank One Ballpark, Phoenix, AZ  
Fri Jun 30 2000, 10:05 PM EDT  
Att: 38,197 - Dome - 72 F

livebaseballscorecards.com

AB 35  
R 5  
H 11  
RBI 5  
BB 3  
SO 2  
LOB 12



Batter	1	2	3	4	5	6	7	8	9	AB	R	H	RBI	BB	SO	LOB	BOTTOM								
<b>Tony Womack, L</b> OBP: 0.304, SLG: 0.409 (1, 6)	HR 1B	F8			1-1 L7		1-3 K		0-0 FC4-6	5	1	1	0	0	1	3									
<b>Jay Bell, R</b> OBP: 0.372, SLG: 0.436 (1, 4)	HR		F8		F8			4-0 1B WP BB		3	2	1	2	1	0	1									
<b>Luis Gonzalez, L</b> OBP: 0.393, SLG: 0.538 (1, 7)	G3		1-1 P6			3-1 L8		3-2 BLK WP 1B		4	1	1	0	0	0	0									
<b>Steve Finley, L</b> OBP: 0.377, SLG: 0.587 (1, 8)	39 1B BB		0-3 K			4-1 1B BB		1-2 K		2	0	0	0	2	2	1									
<b>39 Alex Cabrera, R</b> OBP: 0.462, SLG: 0.909 <b>Vicente Padilla, R</b> (9, 1)	G6-4-3 1B			1-3 K		2-3 K		0-3 K		4	0	1	0	0	3	2									
<b>Travis Lee, L</b> OBP: 0.324, SLG: 0.422 (1, 9)	G6-4-3			0-0 F8		1-1 1B		3-2 F7		4	0	1	0	0	0	2									
<b>Danny Klassen, R</b> OBP: 0.333, SLG: 0.453 <b>Craig Counsell, L</b> OBP: 0.455, SLG: 0.568 (9, PH)			K		K		G1-3		1-1 FC4-6 1B	3	0	0	0	0	2	2									
<b>Kelly Stinnett, R</b> OBP: 0.286, SLG: 0.425 (1, 2)		F8			1-2 G6-3		1-3 K		0-3 K	4	0	0	0	0	2	1									
<b>Mike Morgan, R</b> OBP: 0.354, SLG: 0.364 <b>Jason Conti, L</b> OBP: 1.000, SLG: 1.000 <b>Greg Swindell, L</b> (5, PH) <b>Hanley Frias, S</b> OBP: 0.254 <b>Matt Mantei, R</b> OBP: 0.258, SLG: 0.432 (9, 9)					4-2 BB		1-0 F8		0-1 F8	1	0	1	0	0	0	0									
<b>Inning Stats</b>	R: 2 E: 0 K: 0 S: 9	H: 3 LOB: 1 BB: 1 P: 20	R: 0 E: 0 K: 1 S: 11	H: 1 LOB: 0 BB: 0 P: 14	R: 0 E: 0 K: 2 S: 8	H: 0 LOB: 0 BB: 0 P: 11	R: 0 E: 0 K: 0 S: 12	H: 0 LOB: 1 BB: 1 P: 20	R: 0 E: 0 K: 1 S: 10	H: 1 LOB: 2 BB: 1 P: 20	R: 0 E: 0 K: 2 S: 8	H: 0 LOB: 0 BB: 0 P: 11	R: 2 E: 0 K: 2 S: 14	H: 1 LOB: 0 BB: 1 P: 27	R: 0 E: 0 K: 1 S: 9	H: 1 LOB: 1 BB: 0 P: 10	1B: 6 2B: 0 3B: 0 HR: 1	SF: 0 SAC: 0 DP: 1 HBP: 0	WP: 2 PB: 0 SB: 0 CS: 0	PA: 37					
<b>PITCHER</b>	IP	WLS	BF	H	R	ER	SO	BB	IBB	HBP	BLK	WP	HR	S	P	ERA	WHIP								
<b>Pete Harnisch, R</b> ERA: 8.62	6.0	W	25	8	2	2	5	3	0	0	0	0	0	8	11	0.00	1.333								
<b>Scott Sullivan, R</b> ERA: 4.68	1.0	H	3	0	0	0	2	0	0	0	0	0	0	8	11	0.00	0.000								
<b>Dennys Reyes, L</b> ERA: 6.29	0.1	H	3	1	2	2	1	1	0	0	0	1	0	8	18	54.00	6.000								
<b>Danny Graves, R</b> ERA: 1.75	1.2	S	6	1	0	0	2	0	0	0	1	1	0	15	19	0.00	0.600								

**Cincinnati Reds @ Arizona Diamondbacks**  
Bank One Ballpark, Phoenix, AZ  
Fri Jun 30 2000, 10:05 PM EDT  
Att: 38,197 - Dome - 72 F

livebaseballscorecards.com

AB 33  
R 4  
H 7  
RBI 2  
BB 4  
SO 10  
LOB 13





Batter	1	2	3	4	5	6	7	8	9	AB	R	H	RBI	BB	SO	LOB	TOP								
Barry Larkin, R OBP: 0.384, SLG: 0.502	F7		G5-6-3 1B		P4		1-2 BB			3	0	1	0	1	0	2									
Michael Tucker, L OBP: 0.386, SLG: 0.569	G4-3		F7		G6-3 3B		P6			4	1	1	2	0	0	3									
Ken Griffey Jr., L OBP: 0.398, SLG: 0.563			G5-6-3		G6-3		F3			1	1	0	0	0	0	1									
Alex Ochoa, R OBP: 0.360, SLG: 0.477	HR									2	0	0	1	0	0	3									
Dante Bichette, R OBP: 0.349, SLG: 0.482	HR				F9		G5-3		P4	4	1	1	2	0	0	1									
Sean Casey, L OBP: 0.333, SLG: 0.347	L4				F7		G3		G4-3	4	0	0	0	0	0	0									
Aaron Boone, R OBP: 0.354, SLG: 0.464		F9		HR	G4-3		F9			4	1	1	1	0	0	0									
Benito Santiago, R OBP: 0.303, SLG: 0.398		G5-3		G5-3	G4-3				G3	3	0	0	0	0	0	0									
Eddie Taubensee, L OBP: 0.324, SLG: 0.371										1	0	0	0	0	0	0									
Pokey Reese, R OBP: 0.337, SLG: 0.397									L6	1	0	1	0	0	0	0									
Chris Stynes, R OBP: 0.456, SLG: 0.606					BB 3B HBP		FC3-6 1B			2	1	1	0	0	0	0									
Oswaldo Fernandez, R OBP: 0.188, SLG: 0.133										1	0	0	0	0	0	1									
Manny Aybar, R OBP: 0.348, SLG: 0.348										0	1	0	0	0	1	0									
Dennys Reyes, R OBP: 0.348, SLG: 0.348										0	0	0	0	0	0	0									
Hal Morris, L OBP: 0.348, SLG: 0.348										1	0	0	0	0	0	1									
Elmer Dessens, R OBP: 0.348, SLG: 0.348										0	0	0	0	0	0	0									
Dmitri Young, S OBP: 0.348, SLG: 0.348										1	0	0	0	0	0	1									
<b>Inning Stats</b>	R: 2 E: 0 K: 0 S: 13	H: 1 LOB: 0 BB: 0 P: 20	R: 0 E: 0 K: 0 S: 8	H: 1 LOB: 1 BB: 0 P: 13	R: 0 E: 0 K: 0 S: 7	H: 1 LOB: 0 BB: 0 P: 10	R: 1 E: 0 K: 0 S: 8	H: 1 LOB: 0 BB: 0 P: 12	R: 3 E: 0 K: 0 S: 12	H: 1 LOB: 0 BB: 1 P: 22	R: 0 E: 0 K: 0 S: 6	H: 0 LOB: 0 BB: 0 P: 10	R: 0 E: 0 K: 0 S: 8	H: 1 LOB: 2 BB: 1 P: 13	R: 0 E: 0 K: 0 S: 6	H: 0 LOB: 0 BB: 0 P: 8	R: 0 E: 0 K: 1 S: 7	H: 0 LOB: 0 BB: 0 P: 13	1B: 2 2B: 1 3B: 1 HR: 2	SF: 0 SAC: 0 DP: 1 HBP: 2	WP: 0 PB: 0 SB: 0 CS: 0	PA: 36			
<b>PITCHER</b>	IP	WLS	BF	H	R	ER	SO	BB	IBB	HBP	BLK	WP	HR	S	P	ERA	WHIP								
Armando Reynoso, R ERA: 6.06	4.1		20	5	6	6	0	1	0	2	0	0	2	46	74	12.46	1.385								
Russ Springer, R ERA: 5.49	1.2	W	6	1	0	0	0	0	0	0	0	0	0	9	14	0.00	0.600								
Dan Plesac, L ERA: 2.7	0.2	H	3	0	0	0	0	1	0	0	0	0	0	6	11	0.00	1.500								
Vicente Padilla, R ERA: 1.48	1.1	H	4	0	0	0	0	0	0	0	0	0	0	7	9	0.00	0.000								
Byung-Hyun Kim, R ERA: 1.89	1.0	S	3	0	0	0	1	0	0	0	0	0	0	7	13	0.00	0.000								

Cincinnati Reds @ Arizona Diamondbacks

Bank One Ballpark, Phoenix, AZ

Sat Jul 01 2000, 4:05 PM EDT  
Att: 39,385 - Dome - 72 F

AB 32  
R 6  
H 6  
RBI 6  
BB 2  
SO 1  
LOB 12



Batter	1	2	3	4	5	6	7	8	9	AB	R	H	RBI	BB	SO	LOB	BOTTOM								
Tony Womack, L OBP: 0.305, SLG: 0.405	G4-3		1B BB				FC6-4 1-2			3	1	0	0	1	0	3									
Jay Bell, R OBP: 0.375, SLG: 0.449	WP 39 1B 2B		2B HR 1B	1B 3B	F9		L5			5	3	3	0	0	0	2									
Luis Gonzalez, L OBP: 0.398, SLG: 0.543	WP 39 1B BB		HR 2B	1B		1B BB		F8		3	3	2	2	2	0	0									
Steve Finley, L OBP: 0.374, SLG: 0.590	P6		HR 2B	F7		L9		G4-3		5	1	1	3	0	0	4									
39 Alex Cabrera, R OBP: 0.563, SLG: 1.000			HR 1B							3	1	3	3	0	0	0									
Danny Bautista, R OBP: 0.262, SLG: 0.433			1B							2	0	1	0	0	1	0									
Travis Lee, L OBP: 0.318, SLG: 0.413	G3-1		G3-1	F7		L5				4	0	0	0	0	0	5									
Damian Miller, R OBP: 0.342, SLG: 0.483		K	SH1-4 WP 1B	F9		F9				4	0	1	1	0	1	3									
Craig Counsell, L OBP: 0.438, SLG: 0.525	F7		SH1-4 BB		F8		F8			3	0	0	0	1	0	0									
Armando Reynoso, R OBP: 0.120, SLG: 0.083										1	0	0	0	0	0	0									
Russ Springer, R OBP: 0.250, SLG: 0.250										1	0	0	0	0	0	0									
Dan Plesac, L ERA: 2.7										0	0	0	0	0	0	0									
Vicente Padilla, R OBP: 1.000, SLG: 1.000										1	0	1	0	0	0	0									
Byung-Hyun Kim, R ERA: 1.89										0	0	0	0	0	0	0									
<b>Inning Stats</b>	R: 2 E: 0 K: 0 S: 11	H: 2 LOB: 1 BB: 1 P: 18	R: 0 E: 0 K: 1 S: 7	H: 0 LOB: 0 BB: 0 P: 11	R: 5 E: 1 K: 0 S: 17	H: 5 LOB: 2 BB: 2 P: 31	R: 2 E: 0 K: 0 S: 11	H: 3 LOB: 1 BB: 0 P: 19	R: 0 E: 0 K: 0 S: 5	H: 1 LOB: 2 BB: 1 P: 11	R: 0 E: 0 K: 0 S: 11	H: 1 LOB: 1 BB: 0 P: 15	R: 0 E: 0 K: 1 S: 7	H: 0 LOB: 0 BB: 0 P: 12	1B: 7 2B: 3 3B: 1 HR: 1	SF: 0 SAC: 1 DP: 0 HBP: 1	WP: 2 PB: 0 SB: 0 CS: 0	PA: 41							
<b>PITCHER</b>	IP	WLS	BF	H	R	ER	SO	BB	IBB	HBP	BLK	WP	HR	S	P	ERA	WHIP								
Oswaldo Fernandez, R ERA: 4.33	2.1	L	16	7	7	7	1	2	0	0	0	1	1	28	47	27.00	3.857								
Manny Aybar, R ERA: 5.19	2.1		12	3	2	2	0	1	0	1	0	1	0	22	41	7.71	1.714								
Dennys Reyes, L ERA: 5.98	1.1		6	1	0	0	0	1	0	0	0	0	0	6	13	0.00	1.500								
Elmer Dessens, R ERA: 4.85	2.0		7	1	0	0	1	0	0	0	0	0	0	18	27	0.00	0.500								

Cincinnati Reds @ Arizona Diamondbacks

Bank One Ballpark, Phoenix, AZ

Sat Jul 01 2000, 4:05 PM EDT  
Att: 39,385 - Dome - 72 F

AB 35  
R 9  
H 12  
RBI 9  
BB 4  
SO 2  
LOB 17









Batter	1	2	3	4	5	6	7	8	9	AB	R	H	RBI	BB	SO	LOB	TOP								
Chris Stynes, R (1,4) OBP: 0.463, SLG: 0.587 Pokey Reese, R (7,4) OBP: 0.337, SLG: 0.397	1-1 E5 2B SF8		2-3 K			2-2 FC6-4 1B	1-0 F2			4	1	1	0	0	1	2									
Barry Larkin, R (1,6) OBP: 0.392, SLG: 0.519	2-1 2B		1-3 K			1-1 FC6-4 1B	1-1 FC6-4			4	0	1	0	0	1	3									
Ken Griffey Jr., L (1,8) OBP: 0.392, SLG: 0.550	0-1 P6				0-1 F5	0-1 F8		1-0 F7		4	0	0	0	0	0	3									
Dante Bichette, R (1,9) OBP: 0.353, SLG: 0.481	2-2 SF8				1-0 F8	0-1 1B		1-0 G4-3		3	0	1	1	0	0	0									
Aaron Boone, R (1,5) OBP: 0.356, SLG: 0.471	0-0 F9				2-3 K	1-0 F9		2-2 E6		4	0	0	0	0	1	3									
Dmitri Young, S (1,3) OBP: 0.327, SLG: 0.437		2-3 K2-3			1-2 1B HR		0-0 1B	2-1 G5-3		4	1	2	0	0	1	1									
Alex Ochoa, R (1,7) OBP: 0.381, SLG: 0.541		2-2 G6-3			1-0 1B HR		3-2 FC6-4 1B	1-1 G6-3		4	1	2	1	0	0	0									
Benito Santiago, R (1,2) OBP: 0.298, SLG: 0.380		1-3 K			2-0 F3		0-0 FC6-4 1B	2-2 G6-3		4	0	1	1	0	1	0									
Steve Parris, R (1,1) OBP: 0.111, SLG: 0.192 Scott Sullivan, R (7,1) OBP: 0.259, SLG: 0.250 Hal Morris, L (9, PH) OBP: 0.362, SLG: 0.357 Danny Graves, R (9,1) OBP: 0.500, SLG: 2.000			0-2 G6-3		1-1 P4		0-3 K	0-0 G3		3	0	0	0	0	1	2									
<b>Inning Stats</b>	R: 1 E: 1 K: 0 S: 10	H: 1 LOB: 1 BB: 0 P: 15	R: 0 E: 0 K: 2 S: 12	H: 0 LOB: 0 BB: 0 P: 17	R: 0 E: 0 K: 2 S: 10	H: 0 LOB: 0 BB: 0 P: 13	R: 0 E: 0 K: 1 S: 6	H: 0 LOB: 0 BB: 0 P: 9	R: 1 E: 0 K: 0 S: 8	H: 2 LOB: 0 BB: 0 P: 13	R: 0 E: 0 K: 0 S: 10	H: 2 LOB: 2 BB: 0 P: 14	R: 1 E: 0 K: 1 S: 11	H: 3 LOB: 2 BB: 0 P: 16	R: 0 E: 1 K: 0 S: 9	H: 0 LOB: 1 BB: 0 P: 15	R: 0 E: 0 K: 0 S: 11	H: 0 LOB: 0 BB: 0 P: 14	1B: 6 2B: 1 3B: 0 HR: 1	SF: 1 SAC: 0 DP: 0 HBP: 0	WP: 0 PB: 0 SB: 0 CS: 0	PA: 36			
<b>PITCHER</b>	IP	WLS	BF	H	R	ER	SO	BB	IBB	HBP	BLK	WP	HR	S	P	ERA	WHIP								
Brian Anderson, L (1,1) ERA: 4.4	6.1	L	27	8	3	2	6	0	0	0	0	0	1	64	92	2.84	1.263								
Vicente Padilla, R (7,1) ERA: 1.39	1.2		6	0	0	0	0	0	0	0	0	0	0	12	20	0.00	0.000								
Byung-Hyun Kim, R (9,1) ERA: 1.82	1.0	S	3	0	0	0	0	0	0	0	0	0	0	11	14	0.00	0.000								

Cincinnati Reds @ Arizona Diamondbacks  
Bank One Ballpark, Phoenix, AZ  
Mon Jul 03 2000, 4:35 PM EDT  
Att: 38,287 - Dome - 72 F

AB	35
R	3
H	8
RBI	3
BB	0
SO	6
LOB	14



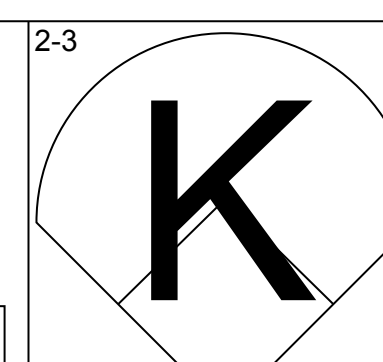
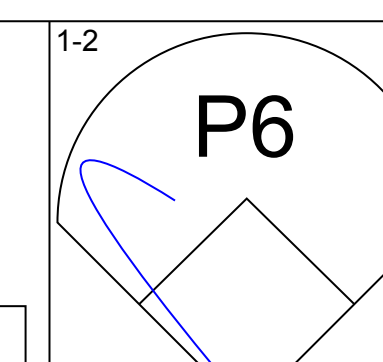
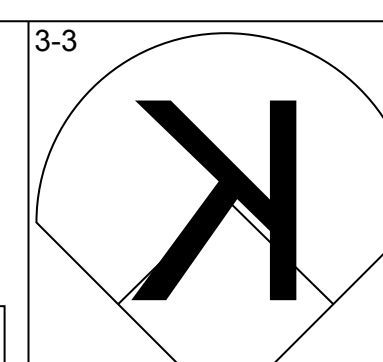
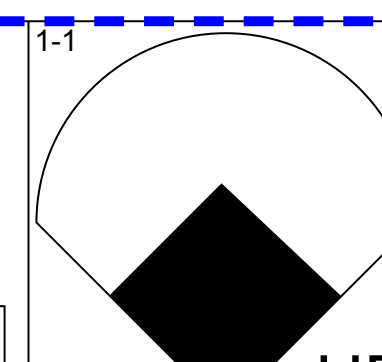
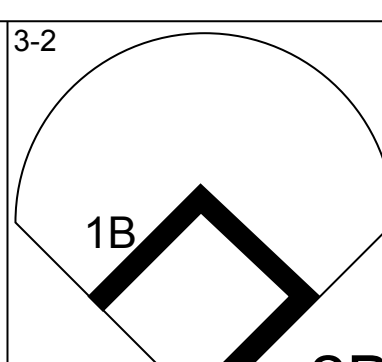
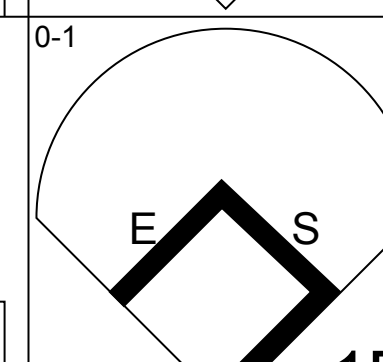
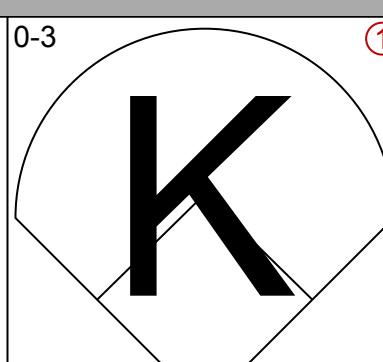
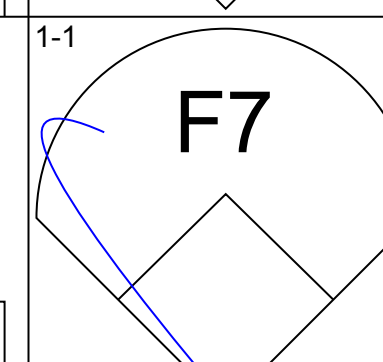
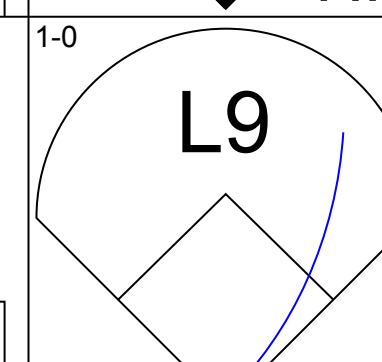
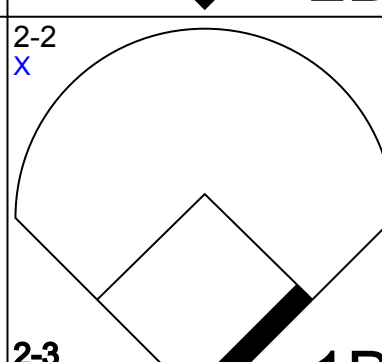
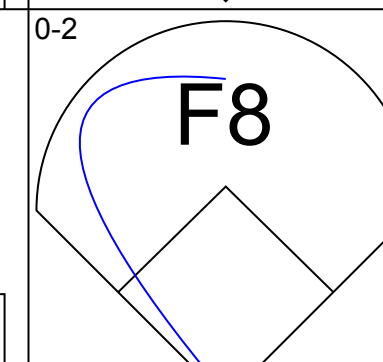
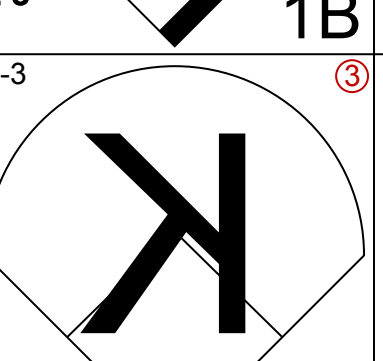
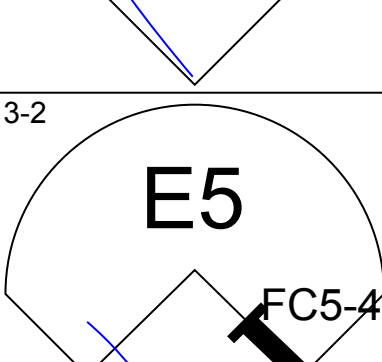
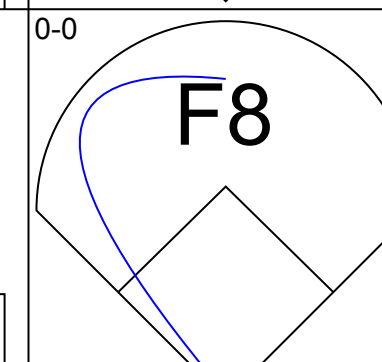
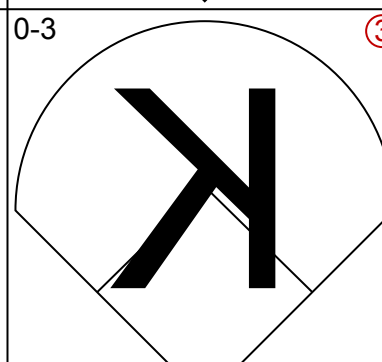
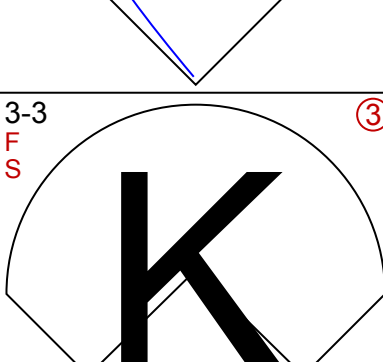
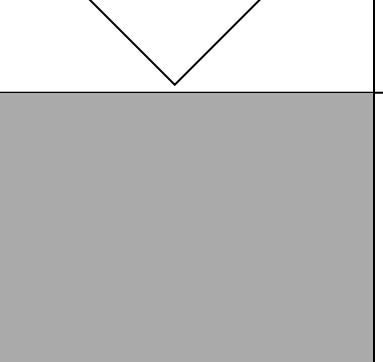
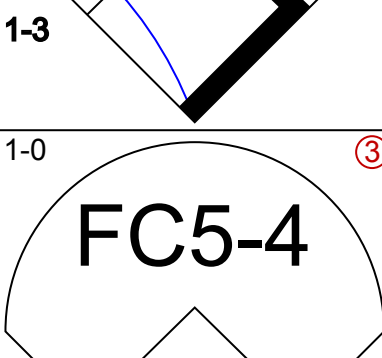
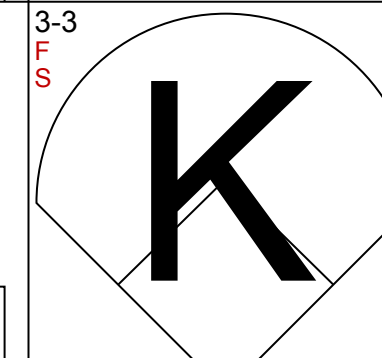
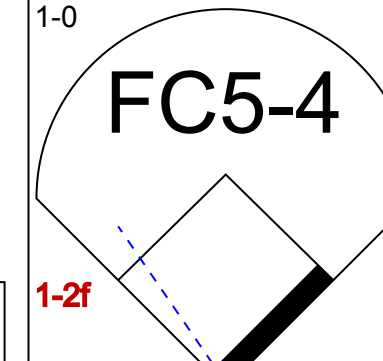
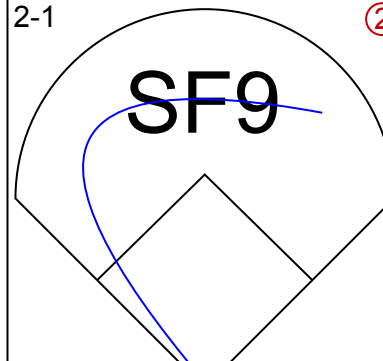
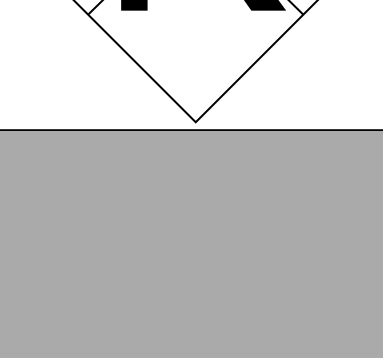
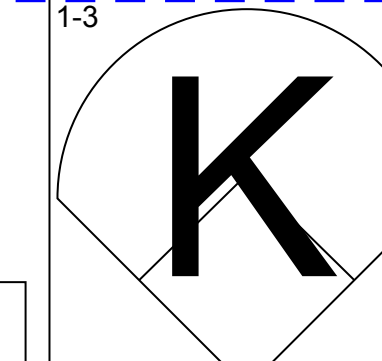
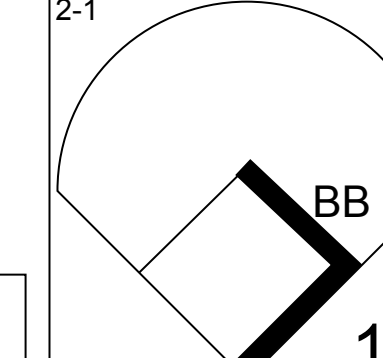
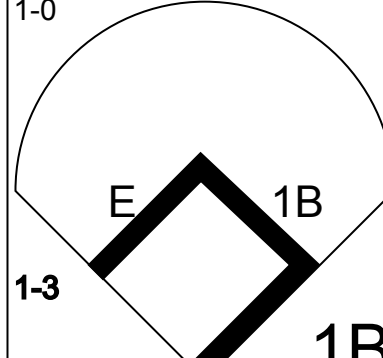

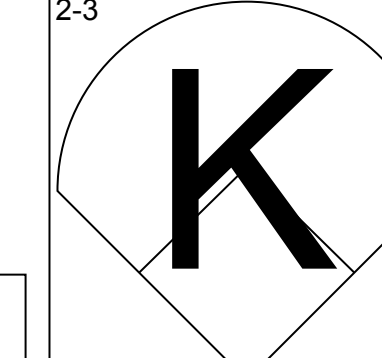
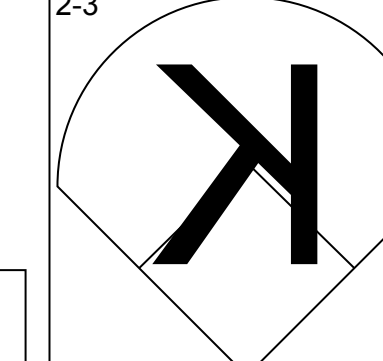
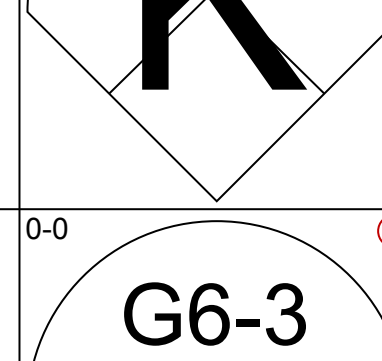
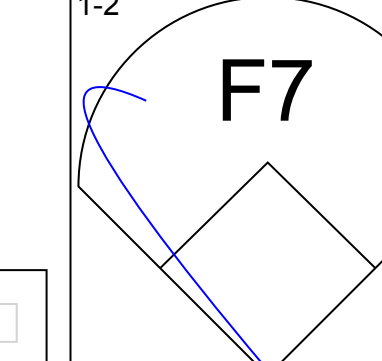
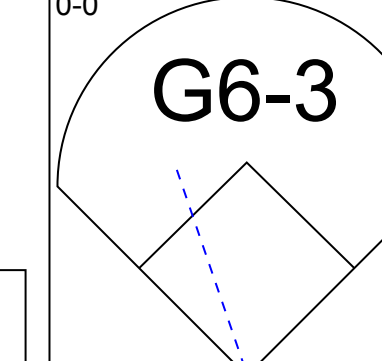
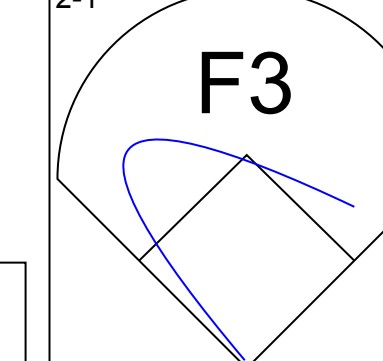
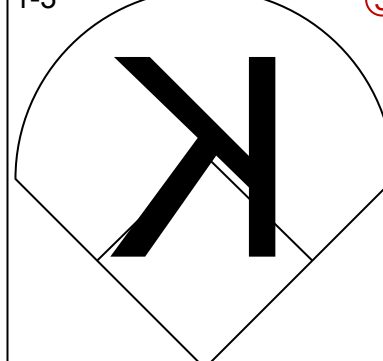
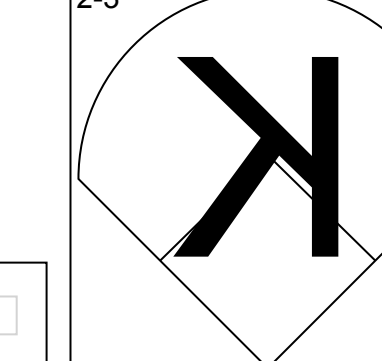
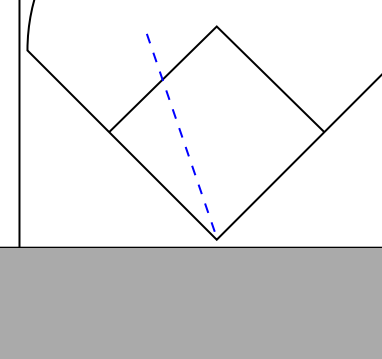
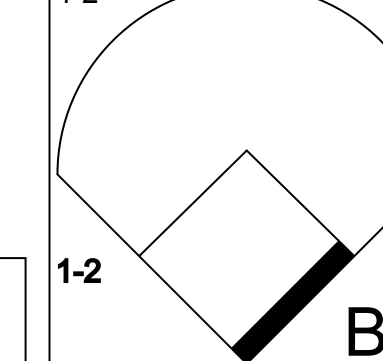

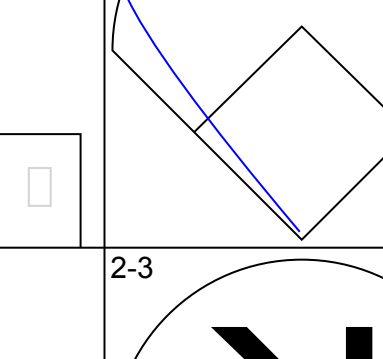

Batter	1	2	3	4	5	6	7	8	9	AB	R	H	RBI	BB	SO	LOB	BOTTOM								
Tony Womack, L (1,6) OBP: 0.304, SLG: 0.401	1-1 G3		0-1 G3		1-2 P5		2-1 1B		0-0 F9	5	0	1	1	0	0	1									
Jay Bell, R (1,4) OBP: 0.369, SLG: 0.441	0-3 K		2-2 1B			2-2 G4-3	2-2 F7		2-2 FC6-4	5	0	1	0	0	1	3									
Luis Gonzalez, L (1,7) OBP: 0.399, SLG: 0.539	4-0 BB		1-3 K			1-0 1B		1-3 K		3	0	1	0	1	2	1									
Steve Finley, L (1,8) OBP: 0.376, SLG: 0.604	3-1 G6-3				3-2 3B	2-1 P6		0-0 G4-3		4	0	1	0	0	0	2									
Travis Lee, L (1,3) OBP: 0.310, SLG: 0.402 Vicente Padilla, R (7,1) OBP: 1.000, SLG: 1.000 Craig Counsell, L (9, PH) OBP: 0.440, SLG: 0.524 Byung-Hyun Kim, R (9,1) OBP: 0.500, SLG: 2.000		1-2 G4-3			2-2 G1-3	2-1 F7		1-1 1B		3	0	0	0	0	0	2									
Jason Conti, L (1,9) OBP: 0.333, SLG: 0.250			0-1 1B		1-1 F7		0-3 K2-3	2-2 G3		4	0	1	0	0	1	2									
Damian Miller, R (1,2) OBP: 0.350, SLG: 0.479		0-3 K			1-1 G6-3		2-0 PB CS 1B	4-1 G1-3 1B BB		3	1	1	0	1	1	2									
Danny Klassen, R (1,5) OBP: 0.338, SLG: 0.433			1-3 K			2-3 K		0-0 G1-3		4	1	1	0	0	2	2									
Brian Anderson, R (1,1) OBP: 0.205, SLG: 0.216 Greg Colbrunn, R (7,3) OBP: 0.451, SLG: 0.550 Hanley Frias, S (9, PR) OBP: 0.282, SLG: 0.261					0-0 G3-1	0-2 G4-3		4-2 1B BB		2	0	0	0	0	0	0									
<b>Inning Stats</b>	R: 0 E: 0 K: 1 S: 9	H: 0 LOB: 1 BB: 1 P: 17	R: 0 E: 0 K: 2 S: 11	H: 1 LOB: 1 BB: 0 P: 13	R: 0 E: 0 K: 1 S: 10	H: 1 LOB: 1 BB: 0 P: 13	R: 0 E: 0 K: 0 S: 11	H: 1 LOB: 0 BB: 0 P: 18	R: 0 E: 0 K: 1 S: 9	H: 0 LOB: 0 BB: 0 P: 12	R: 0 E: 0 K: 0 S: 8	H: 1 LOB: 1 BB: 0 P: 15	R: 1 E: 0 K: 1 S: 18	H: 3 LOB: 2 BB: 1 P: 31	R: 0 E: 0 K: 1 S: 13	H: 1 LOB: 1 BB: 0 P: 17	R: 1 E: 0 K: 0 S: 9	H: 1 LOB: 1 BB: 1 P: 15	1B: 8 2B: 0 3B: 1 HR: 0	SF: 0 SAC: 0 DP: 0 HBP: 0	WP: 0 PB: 1 SB: 0 CS: 2	PA: 38			
<b>PITCHER</b>	IP	WLS	BF	H	R	ER	SO	BB	IBB	HBP	BLK	WP	HR	S	P	ERA	WHIP								
Steve Parris, R (1,1) ERA: 5.36	6.2	W	28	7	1	1	6	2	0	0	0	0	0	72	113	1.35	1.350								
Scott Sullivan, R (7,1) ERA: 4.59	1.1	H	5	1	0	0	1	0	0	0	0	0	0	17	23	0.00	0.750								
Danny Graves, R (9,1) ERA: 1.89	1.0	S	5	1	1	1	0	1	0	0	0	0	0	9	15	9.00	2.000								

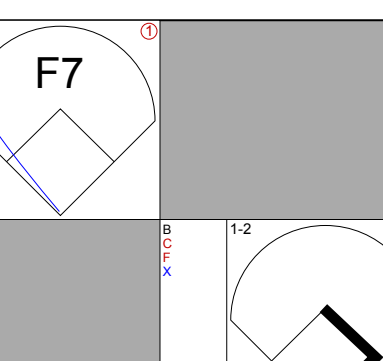
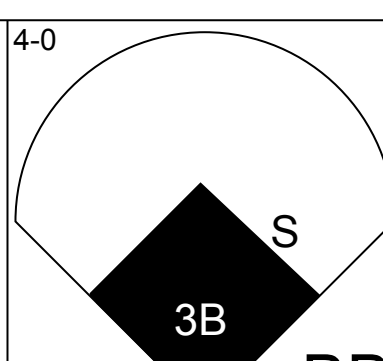
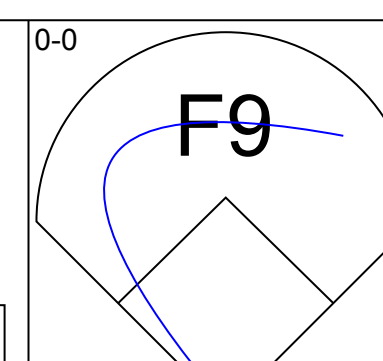
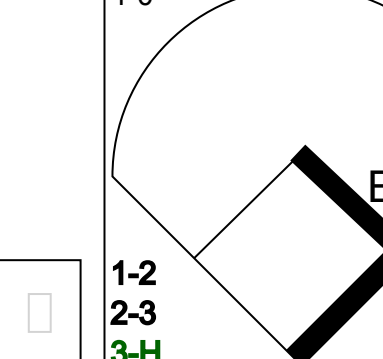
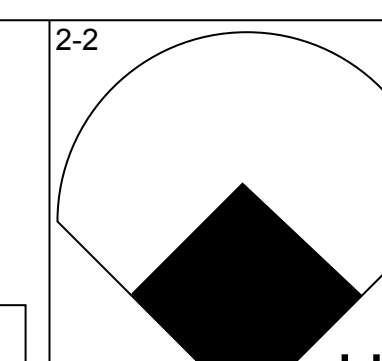
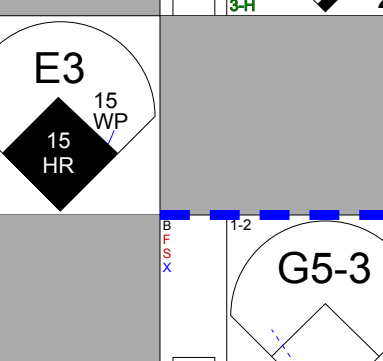
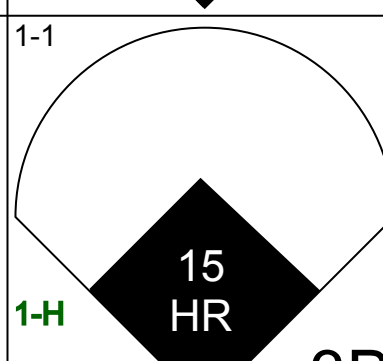
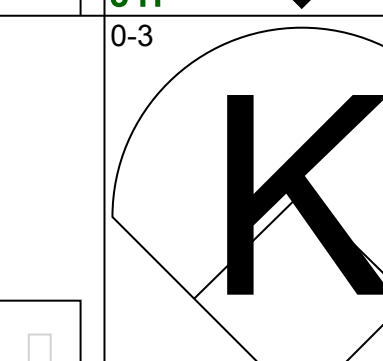
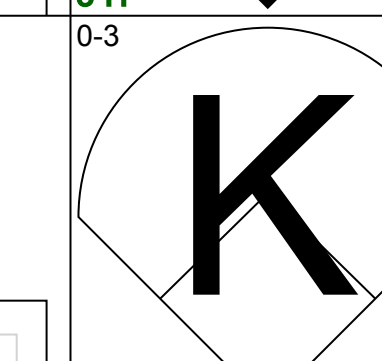
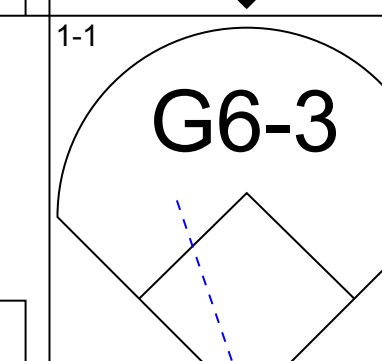
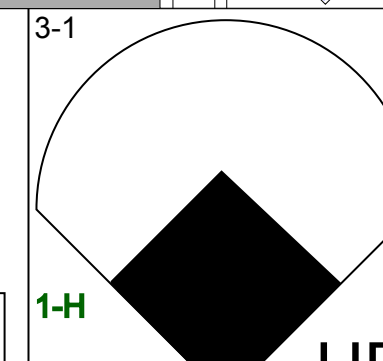
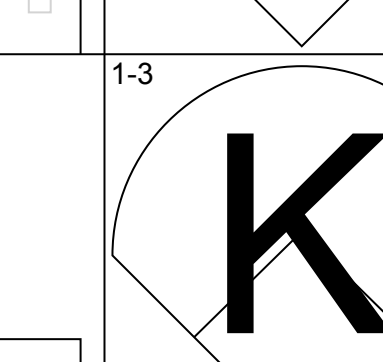
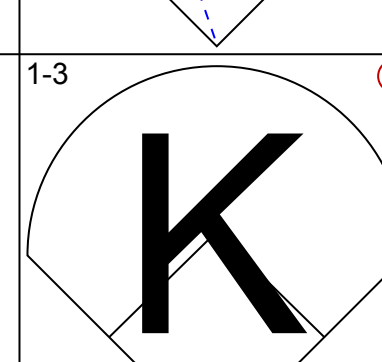
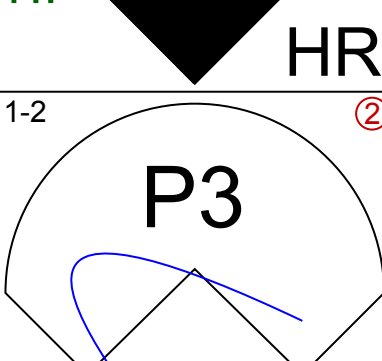
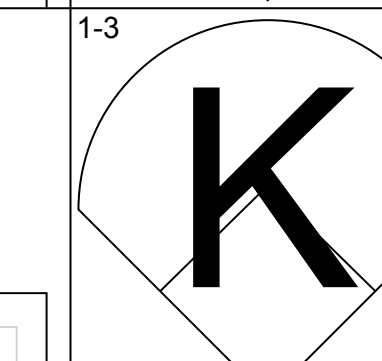
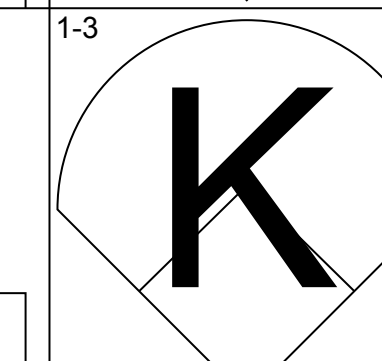
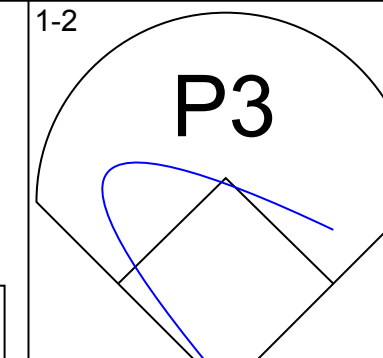
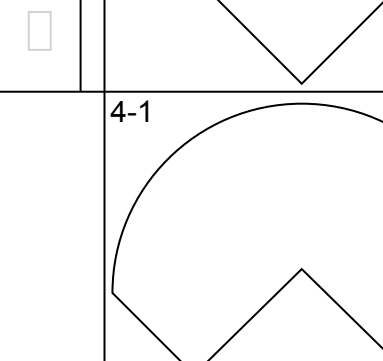
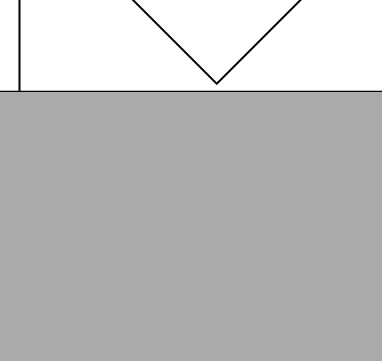
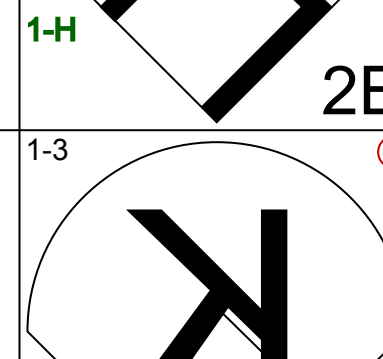
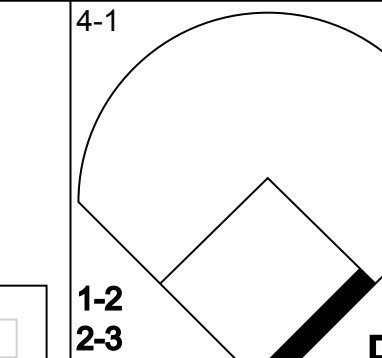
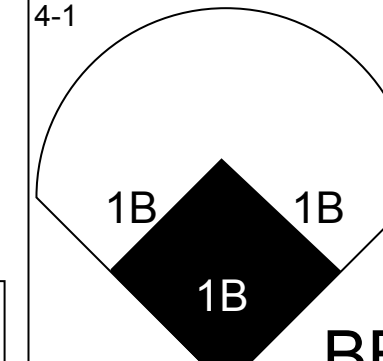
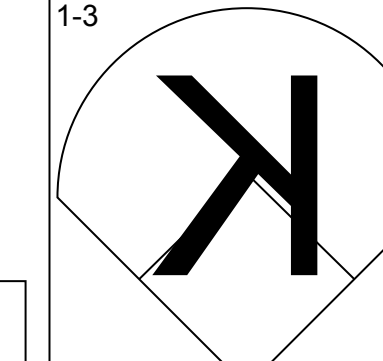
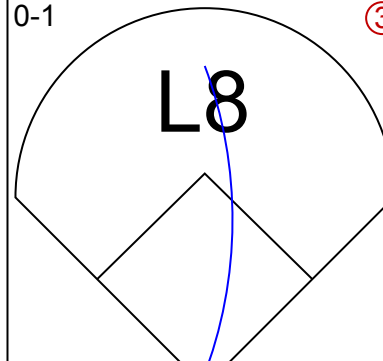
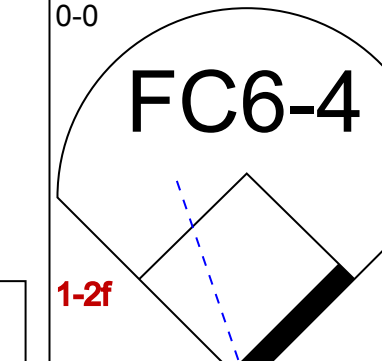
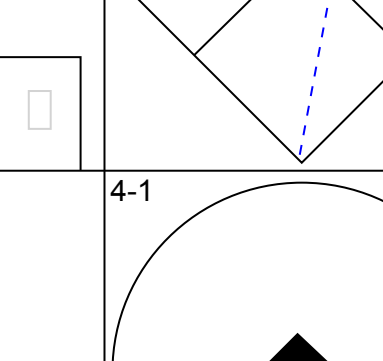
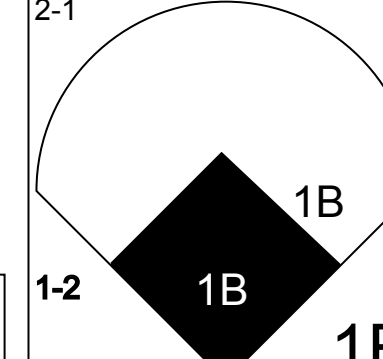
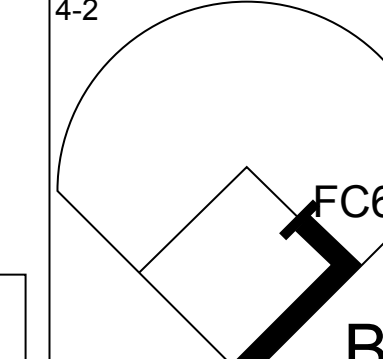


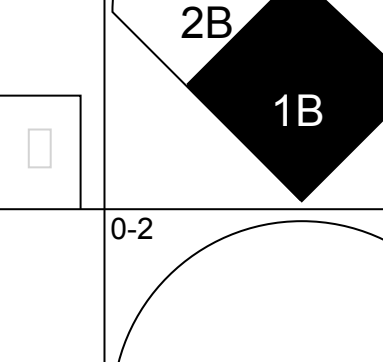

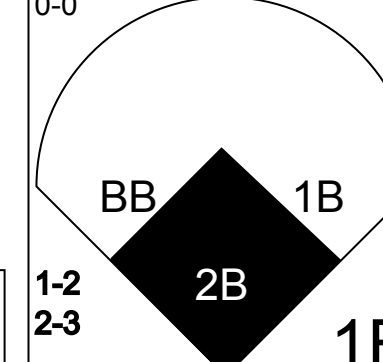
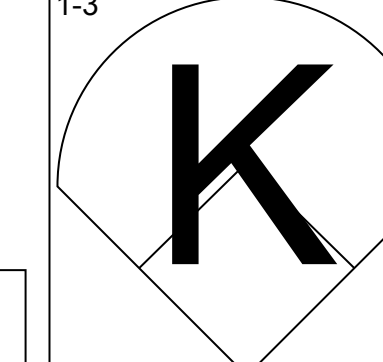
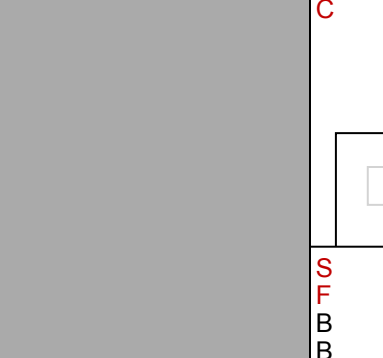
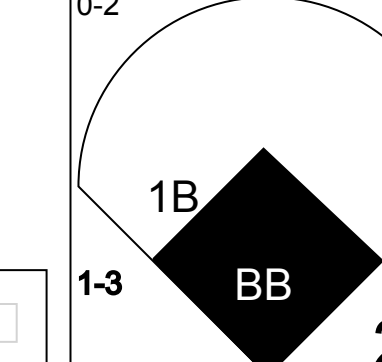
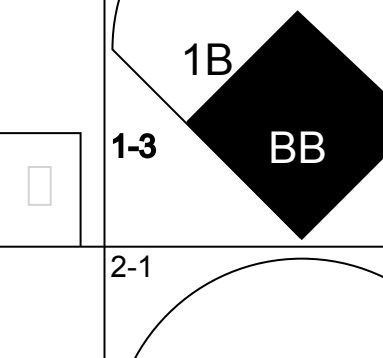

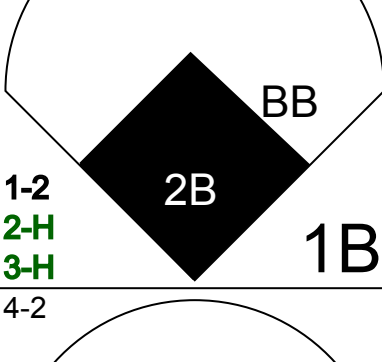
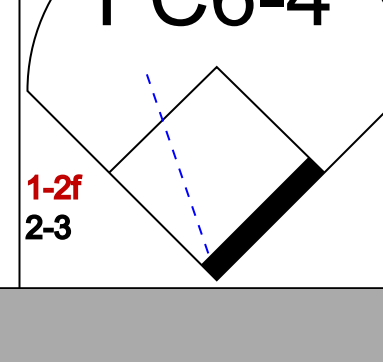
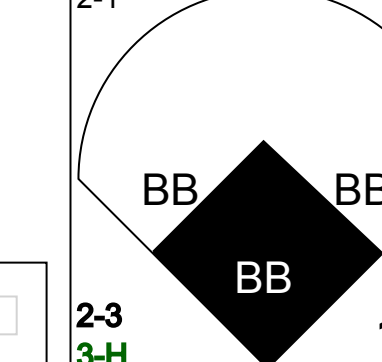

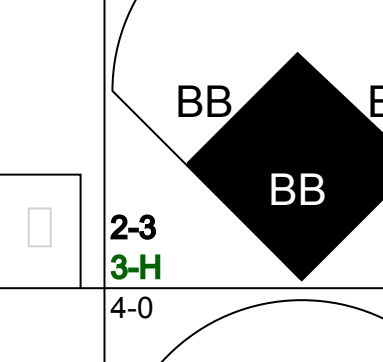
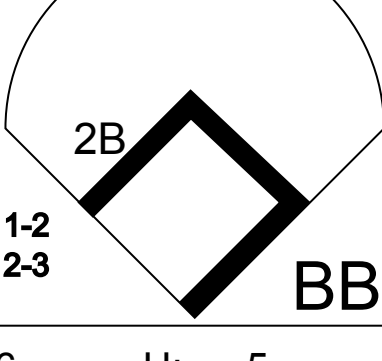

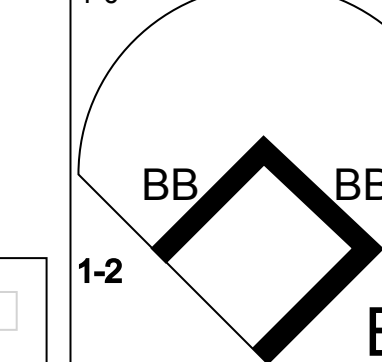
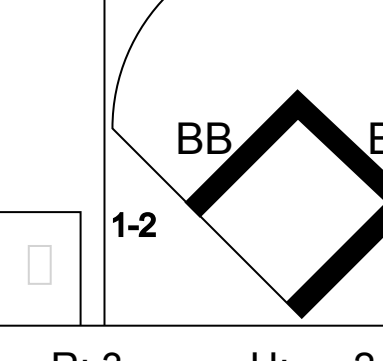
Cincinnati Reds @ Arizona Diamondbacks  
Bank One Ballpark, Phoenix, AZ  
Mon Jul 03 2000, 4:35 PM EDT  
Att: 38,287 - Dome - 72 F

AB	35
R	2
H	9
RBI	2
BB	3
SO	7
LOB	15





Batter	1	2	3	4	5	6	7	8	9	AB	R	H	RBI	BB	SO	LOB	TOP					
Michael Tucker, L OBP: 0.388, SLG: 0.589										5	1	2	1	0	2	2	<b>Cincinnati Reds @ St. Louis Cardinals</b> Busch Stadium, St. Louis, MO Tue Jul 04 2000, 1:10 PM CDT Att: 46,022 - Cloudy - 90 F					
Barry Larkin, R OBP: 0.391, SLG: 0.517 Juan Castro, R OBP: 0.261, SLG: 0.385										3	0	1	0	0	1	0						
Ken Griffey Jr., L OBP: 0.391, SLG: 0.544 Hal Morris, L OBP: 0.357, SLG: 0.351										3	1	0	0	1	1	1						
Dante Bichette, R OBP: 0.352, SLG: 0.478 Alex Ochoa, R OBP: 0.391, SLG: 0.541										4	1	1	0	0	1	1						
Aaron Boone, R OBP: 0.356, SLG: 0.471 Andy Larkin, R										2	0	1	1	0	0	2						
Sean Casey, L OBP: 0.336, SLG: 0.350										4	0	2	0	0	1	1						
Eddie Taubensee, L OBP: 0.321, SLG: 0.366										4	0	1	1	0	1	1						
Pokey Reese, R OBP: 0.333, SLG: 0.392										4	0	0	0	0	2	3						
Ron Villone, L OBP: 0.111, SLG: 0.148 Scott Williamson, R Chris Stynes, R OBP: 0.452, SLG: 0.571										0	0	0	0	0	0	0						
<b>Inning Stats</b>	R: 0 E: 1 K: 1 S: 14	H: 1 LOB: 2 BB: 0 P: 20	R: 0 E: 0 K: 1 S: 13	H: 1 LOB: 2 BB: 1 P: 24	R: 2 E: 1 K: 2 S: 15	H: 3 LOB: 2 BB: 1 P: 25	R: 0 E: 0 K: 2 S: 9	H: 0 LOB: 0 BB: 0 P: 14	R: 0 E: 0 K: 1 S: 11	H: 1 LOB: 1 BB: 0 P: 20	R: 0 E: 0 K: 1 S: 10	H: 0 LOB: 0 BB: 0 P: 15	R: 1 E: 0 K: 1 S: 12	H: 1 LOB: 0 BB: 0 P: 17	R: 0 E: 0 K: 2 S: 8	H: 0 LOB: 2 BB: 0 P: 11		R: 0 E: 0 K: 1 S: 25	H: 2 LOB: 2 BB: 0 P: 33	1B: 7 2B: 1 3B: 0 HR: 1	SF: 1 SAC: 0 DP: 0 HBP: 0	WP: 0 PB: 0 SB: 1 CS: 0
<b>PITCHER</b>	IP WLS BF H R ER SO BB IBB HBP BLK WP HR S P ERA WHIP																					
Andy Benes, R ERA: 4.32	(1, 1) 6.0 W 27 6 2 2 8 2 0 0 0 0 0 0 72 118 3.00 1.333																					
Mark Thompson, R ERA: 3.44	(7, 1) 1.0 4 1 1 1 1 0 0 0 0 0 1 12 17 9.00 1.000																					
Mike Matthews, L ERA: 8.22	(8, 1) 2.0 8 2 0 0 3 0 0 0 0 0 0 0 33 44 0.00 1.000																					

Batter	1	2	3	4	5	6	7	8	9	AB	R	H	RBI	BB	SO	LOB	BOTTOM			
Edgar Renteria, R OBP: 0.328, SLG: 0.425 Keith McDonald, R OBP: 1.000, SLG: 4.000										3	1	1	3	2	0	2	<b>Cincinnati Reds @ St. Louis Cardinals</b> Busch Stadium, St. Louis, MO Tue Jul 04 2000, 1:10 PM CDT Att: 46,022 - Cloudy - 90 F			
Shawon Dunston, R OBP: 0.268, SLG: 0.500										6	2	1	1	0	1	5				
15 Jim Edmonds, L OBP: 0.455, SLG: 0.658 Rick Ankiel, L OBP: 0.297, SLG: 0.528 Fernando Vina, L OBP: 0.384, SLG: 0.412										4	3	2	4	1	1	3				
Mark McGwire, R OBP: 0.483, SLG: 0.756 Ray Lankford, L OBP: 0.346, SLG: 0.455										4	0	2	2	1	0	0				
Eric Davis, R OBP: 0.391, SLG: 0.497 Mark Thompson, R Mike Matthews, L										4	1	0	0	1	1	5				
Fernando Tatis, R OBP: 0.476, SLG: 0.735 Thomas Howard, S OBP: 0.229, SLG: 0.410										1	2	1	0	3	0	0				
Craig Paquette, R OBP: 0.316, SLG: 0.454										5	2	2	0	0	3	3				
Mike Matheny, R OBP: 0.318, SLG: 0.362										5	2	3	3	0	1	2				
Andy Benes, R OBP: 0.175, SLG: 0.189 J.D. Drew, L OBP: 0.393, SLG: 0.528										2	0	0	0	1	2	2				
<b>Inning Stats</b>	R: 0 E: 1 K: 0 S: 31	H: 5 LOB: 2 BB: 2 P: 51	R: 1 E: 0 K: 2 S: 14	H: 1 LOB: 2 BB: 2 P: 27	R: 3 E: 0 K: 1 S: 10	H: 2 LOB: 0 BB: 1 P: 17	R: 0 E: 0 K: 2 S: 13	H: 1 LOB: 1 BB: 1 P: 23	R: 0 E: 0 K: 0 S: 7	H: 1 LOB: 1 BB: 0 P: 9	R: 3 E: 0 K: 2 S: 17	H: 2 LOB: 3 BB: 4 P: 36	R: 0 E: 0 K: 2 S: 9	H: 0 LOB: 0 BB: 0 P: 15	R: 1 E: 0 K: 1 S: 17	H: 1 LOB: 0 BB: 0 P: 22		1B: 5 2B: 4 3B: 1 HR: 3	SF: 0 SAC: 0 DP: 0 HBP: 0	WP: 1 PB: 0 SB: 2 CS: 0
<b>PITCHER</b>	IP WLS BF H R ER SO BB IBB HBP BLK WP HR S P ERA WHIP																			
Ron Villone, L ERA: 5.98	(1, 1) 0.2 L 10 5 6 1 0 0 2 0 0 0 0 0 1 28 47 13.50 10.500																			
Scott Williamson, R ERA: 3.65	(1, 1) 3.1 18 4 4 4 5 4 0 0 0 0 0 1 40 71 10.80 2.400																			
Andy Larkin, R ERA: 6.0	(5, 1) 4.0 20 4 4 4 5 4 0 0 0 0 0 1 50 82 9.00 2.000																			



Batter	1	2	3	4	5	6	7	8	9	AB	R	H	RBI	BB	SO	LOB	TOP				
<b>Pokey Reese, R</b> (1,4) OBP: 0.333, SLG: 0.391 <b>Ken Griffey Jr., L</b> (9, PH) OBP: 0.390, SLG: 0.542	2-2 CS 1B			1-3 K		1-1 G5-4-3 1-2f			2-2 F7	3	0	1	0	0	1	1	<b>Cincinnati Reds @ St. Louis Cardinals</b> Busch Stadium, St. Louis, MO Wed Jul 05 2000, 7:10 PM CDT Att: 45,269 - Sunny - 97 F				
<b>Barry Larkin, R</b> (1,6) OBP: 0.389, SLG: 0.512	1-2 F8 1-2			1-0 F9			0-0 F8		0-1 1B	4	0	1	0	0	0	1					
<b>Michael Tucker, L</b> (1,8) OBP: 0.378, SLG: 0.571	3-3 K			2-1 G4-3			0-0 G1-3		3-3 K	4	0	0	0	0	2	1					
<b>Dante Bichette, R</b> (1,9) OBP: 0.351, SLG: 0.478		1-0 F2			1-0 G5-3		1-2 HR 2B		1-2 F8	4	1	1	0	0	0	1					
<b>Sean Casey, L</b> (1,3) OBP: 0.336, SLG: 0.363		2-0 G4-3			2-2 F6		2-1 HR 2H			3	1	1	2	0	0	0					
<b>Dmitri Young, S</b> (1,7) OBP: 0.317, SLG: 0.432		1-1 G4-3			1-0 G2-3		2-3 K			3	0	0	0	0	1	0					
<b>Aaron Boone, R</b> (1,5) OBP: 0.356, SLG: 0.471 <b>Chris Stynes, R</b> (3, PH) OBP: 0.448, SLG: 0.600				0-0 G4-3		3-2 HR		0-0 G6-3		0	0	0	0	0	0	0					
<b>Eddie Taubensee, L</b> (1,2) OBP: 0.317, SLG: 0.361				2-3 K		1-0 F7		3-2 G4-3		3	0	0	0	0	1	0					
<b>Pete Harnisch, S</b> (1,1) OBP: 0.250, SLG: 0.250 <b>Hal Morris, L</b> (8, PH) OBP: 0.352, SLG: 0.345 <b>Scott Sullivan, R</b> (8,1) OBP: 0.250, SLG: 0.250				2-2 G6-3		0-0 G5-4-3 1B		0-0 F7		2	0	1	0	0	0	0					
<b>Inning Stats</b>	R: 0 E: 0 K: 1 S: 11	H: 1 LOB: 0 BB: 0 P: 17	R: 0 E: 0 K: 0 S: 4	H: 0 LOB: 0 BB: 0 P: 8	R: 0 E: 0 K: 1 S: 9	H: 0 LOB: 0 BB: 0 P: 13	R: 0 E: 0 K: 1 S: 6	H: 0 LOB: 0 BB: 0 P: 10	R: 0 E: 0 K: 0 S: 5	H: 0 LOB: 0 BB: 0 P: 9	R: 1 E: 0 K: 0 S: 8	H: 2 LOB: 0 BB: 0 P: 13	R: 2 E: 0 K: 1 S: 11	H: 2 LOB: 0 BB: 0 P: 16	R: 0 E: 0 K: 0 S: 5	H: 0 LOB: 0 BB: 0 P: 8		R: 0 E: 0 K: 1 S: 13	H: 1 LOB: 1 BB: 0 P: 19	1B: 3 2B: 1 3B: 0 HR: 2	SF: 0 SAC: 0 DP: 1 HBP: 0
<b>PITCHER</b>	IP	WLS	BF	H	R	ER	SO	BB	IBB	HBP	BLK	WP	HR	S	P	ERA	WHIP				
<b>Pat Hentgen, R</b> (1,1) ERA: 5.42	7.0	W	24	5	3	3	4	0	0	0	0	0	2	54	86	3.86	0.714				
<b>Matt Morris, R</b> (8,1) ERA: 2.5	1.1	H	5	1	0	0	0	0	0	0	0	0	0	12	17	0.00	0.750				
<b>Dave Veres, R</b> (9,1) ERA: 3.02	0.2	S	2	0	0	0	1	0	0	0	0	0	0	6	10	0.00	0.000				

Batter	1	2	3	4	5	6	7	8	9	AB	R	H	RBI	BB	SO	LOB	BOTTOM				
<b>Fernando Vina, L</b> (1,4) OBP: 0.382, SLG: 0.414	0-2 G6-3		0-0 L9		1-0 2B		0-1 F7			4	0	1	0	0	0	0	<b>Cincinnati Reds @ St. Louis Cardinals</b> Busch Stadium, St. Louis, MO Wed Jul 05 2000, 7:10 PM CDT Att: 45,269 - Sunny - 97 F				
<b>Edgar Renteria, R</b> (1,6) OBP: 0.324, SLG: 0.421	0-2 E5 1B		1-1 F8		0-1 SF7		0-1 F9			3	1	0	1	0	0	0					
<b>Ray Lankford, L</b> (1,7) OBP: 0.344, SLG: 0.451	2-0 1B		1-1 L9		3H 0-0 F7		1-2 G1-3			4	0	1	0	0	0	1					
<b>Mark McGwire, R</b> (1,3) OBP: 0.483, SLG: 0.749	2-2 F8			1-0 P3		4-2 BB		4-2 FC4-6 BB		2	0	0	0	2	0	2					
<b>Thomas Howard, S</b> (1,9) OBP: 0.230, SLG: 0.402	3-2 1B		0-0 G4-3		1-0 F7		2-0 FC4-6 G5-4-3		1-2f 1B	4	0	1	1	0	0	2					
<b>Fernando Tatis, R</b> (1,5) OBP: 0.458, SLG: 0.701	0-0 F9		2-1 F9		2-3 K		2-2 G5-4-3		1-2f 1B	4	0	0	0	0	1	4					
<b>J.D. Drew, L</b> (1,8) OBP: 0.396, SLG: 0.542		1-0 F7			1-0 HR		4-0 BB			2	1	1	1	1	0	0					
<b>Mike Matheny, R</b> (1,2) OBP: 0.314, SLG: 0.357		0-1 G6-3			0-0 G5-3		3-2 P3			3	0	0	0	0	0	2					
<b>Pat Hentgen, R</b> (1,1) OBP: 0.313, SLG: 0.267 <b>Shawon Dunston, R</b> (7, PH) OBP: 0.274, SLG: 0.532 <b>Matt Morris, R</b> (8,1) <b>Dave Veres, R</b> (9,1)		2-2 L6			1-0 E5 2B		2-2 HR			2	1	0	0	0	0	0					
<b>Inning Stats</b>	R: 1 E: 1 K: 0 S: 14	H: 2 LOB: 2 BB: 0 P: 21	R: 0 E: 0 K: 0 S: 7	H: 0 LOB: 0 BB: 0 P: 10	R: 0 E: 0 K: 0 S: 5	H: 0 LOB: 0 BB: 0 P: 7	R: 0 E: 0 K: 0 S: 4	H: 0 LOB: 0 BB: 0 P: 7	R: 2 E: 1 K: 0 S: 7	H: 2 LOB: 1 BB: 0 P: 10	R: 0 E: 0 K: 1 S: 9	H: 0 LOB: 2 BB: 2 P: 23	R: 1 E: 0 K: 0 S: 13	H: 1 LOB: 0 BB: 0 P: 16	R: 0 E: 0 K: 0 S: 9	H: 0 LOB: 0 BB: 1 P: 17		1B: 2 2B: 1 3B: 0 HR: 2	SF: 1 SAC: 0 DP: 1 HBP: 0	WP: 0 PA: 33 PB: 0 SB: 0 CS: 0	
<b>PITCHER</b>	IP	WLS	BF	H	R	ER	SO	BB	IBB	HBP	BLK	WP	HR	S	P	ERA	WHIP				
<b>Pete Harnisch, R</b> (1,1) ERA: 7.51	7.0	L	30	5	4	2	1	2	0	0	0	0	2	59	94	2.57	1.000				
<b>Scott Sullivan, R</b> (8,1) ERA: 4.47	1.0		3	0	0	0	0	1	0	0	0	0	0	9	17	0.00	1.000				



Batter	1	2	3	4	5	6	7	8	9	AB	R	H	RBI	BB	SO	LOB	TOP																					
Chris Stynes, R OBP: 0.457, SLG: 0.635	F9		WP 2B 1B		HR		FC6-4 1B		K	5	2	3	1	0	1	0																						
Barry Larkin, R OBP: 0.389, SLG: 0.568	K		2B E BB		F8		K		1B 2B 1B	4	2	1	0	1	2	1																						
Ken Griffey Jr., L Dennys Reyes, R	P6		K		K		FC6-4 1B		2B 1B	5	2	1	0	0	2	3																						
Dante Bichette, R Michael Tucker, L		1B WP 2B HBP	F7		K		1B BB		2B 2B	0	0	0	0	0	0	0																						
Dmitri Young, S		2B WP 1B	E4				G4-3		2B	4	2	3	2	1	0	0																						
Alex Ochoa, R		WP G6-3 2B	F9				S 2B 1B		L8	5	2	3	4	0	0	3																						
Pokey Reese, R		G6-3			F7		1B 2B		F7	5	0	1	2	0	0	2																						
Benito Santiago, R		K			G6-3		L8		G5-3	5	0	0	0	0	1	3																						
Oswaldo Fernandez, R Elmer Dessens, R Scott Sullivan, R Juan Castro, R		K			K		F9		F3	1	0	0	0	0	1	1																						
<b>Inning Stats</b>	R: 0 E: 0 K: 1 S: 11	H: 0 LOB: 0 BB: 0 P: 19	R: 3 E: 0 K: 2 S: 16	H: 2 LOB: 1 BB: 0 P: 26	R: 2 E: 1 K: 1 S: 16	H: 2 LOB: 1 BB: 1 P: 27	R: 0 E: 0 K: 1 S: 8	H: 0 LOB: 0 BB: 0 P: 10	R: 1 E: 0 K: 2 S: 13	H: 1 LOB: 0 BB: 0 P: 19	R: 1 E: 0 K: 0 S: 15	H: 2 LOB: 1 BB: 0 P: 20	R: 1 E: 0 K: 1 S: 16	H: 2 LOB: 2 BB: 1 P: 28	R: 0 E: 0 K: 0 S: 6	H: 0 LOB: 0 BB: 0 P: 8	R: 4 E: 0 K: 1 S: 19	H: 4 LOB: 1 BB: 1 P: 27	1B: 7 2B: 5 3B: 0 HR: 1	SF: 0 SAC: 0 DP: 0 HBP: 1	WP: 3 PB: 0 SB: 1 CS: 0	PA: 44																
<b>PITCHER</b>	IP	WLS	BF	H	R	ER	SO	BB	IBB	HBP	BLK	WP	HR	S	P	ERA	WHIP	<b>PITCHER</b>				IP	WLS	BF	H	R	ER	SO	BB	IBB	HBP	BLK	WP	HR	S	P	ERA	WHIP
Rick Ankiel, L ERA: 3.74	5.0	L	22	5	6	5	7	1	0	1	0	3	1	64	101	9.00	1.200					5.0	L	22	5	6	5	7	1	0	1	0	3	1	64	101	9.00	1.200
Alan Benes, R ERA: 4.43	2.0		11	4	2	2	1	1	0	0	0	0	0	31	48	9.00	2.500					2.0		11	4	2	2	1	1	0	0	0	0	31	48	9.00	2.500	
Mike James, R ERA: 3.6	1.0		3	0	0	0	0	0	0	0	0	0	0	6	8	0.00	0.000					1.0		3	0	0	0	0	0	0	0	0	6	8	0.00	0.000		
Heathcliff Slocumb, R ERA: 5.23	1.0		8	4	4	4	1	0	1	0	0	0	0	19	27	36.00	4.000					1.0		8	4	4	4	1	0	1	0	0	19	27	36.00	4.000		

Cincinnati Reds @ St. Louis Cardinals  
 Busch Stadium, St. Louis, MO  
 Thu Jul 06 2000, 7:10 PM CDT  
 Att: 43,287 - Sunny - 92 F

AB 40  
 R 12  
 H 13  
 RBI 10  
 BB 3  
 SO 9  
 LOB 16



Batter	1	2	3	4	5	6	7	8	9	AB	R	H	RBI	BB	SO	LOB	BOTTOM																					
Fernando Vina, L OBP: 0.382, SLG: 0.417	G3				G3		G3		L7	5	0	2	0	0	0	0																						
Edgar Renteria, R	1B				F7		G4-3		F7	5	1	2	0	0	0	1																						
Ray Lankford, L	1B				G3		HR		HR	5	3	3	2	0	0	3																						
Mark McGwire, R Craig Paquette, R	G5-3 1B				F8		K		DI 1B	2	0	1	1	0	0	2																						
Eric Davis, R	G5-3				F7		K		K	5	0	1	1	0	2	2																						
Fernando Tatis, R	BB				WP 2B		E8 1B G3		L9	4	1	1	0	1	0	2																						
J.D. Drew, L	K				K		G3 1B		K	5	0	1	0	0	4	5																						
Keith McDonald, R					G3		G3		K	3	1	1	2	1	1	2																						
Rick Ankiel, L Alan Benes, R Mike James, R					G4-3		FC6-4		K	3	0	0	0	0	1	3																						
Thomas Howard, S Heathcliff Slocumb, R					FC6-4		K		K	0	0	0	0	0	0	0																						
<b>Inning Stats</b>	R: 2 E: 0 K: 1 S: 14	H: 3 LOB: 2 BB: 1 P: 23	R: 1 E: 0 K: 0 S: 11	H: 3 LOB: 0 BB: 0 P: 18	R: 0 E: 0 K: 1 S: 11	H: 1 LOB: 2 BB: 1 P: 24	R: 0 E: 0 K: 0 S: 9	H: 1 LOB: 0 BB: 0 P: 13	R: 1 E: 1 K: 2 S: 14	H: 1 LOB: 1 BB: 0 P: 18	R: 1 E: 0 K: 1 S: 11	H: 1 LOB: 0 BB: 0 P: 15	R: 0 E: 0 K: 2 S: 11	H: 1 LOB: 1 BB: 0 P: 17	R: 0 E: 0 K: 1 S: 6	H: 0 LOB: 0 BB: 0 P: 8	R: 1 E: 0 K: 2 S: 13	H: 2 LOB: 1 BB: 0 P: 19	1B: 8 2B: 2 3B: 0 HR: 3	SF: 0 SAC: 0 DP: 0 HBP: 0	WP: 1 PB: 0 SB: 0 CS: 0	PA: 43																
<b>PITCHER</b>	IP	WLS	BF	H	R	ER	SO	BB	IBB	HBP	BLK	WP	HR	S	P	ERA	WHIP	<b>PITCHER</b>				IP	WLS	BF	H	R	ER	SO	BB	IBB	HBP	BLK	WP	HR	S	P	ERA	WHIP
Oswaldo Fernandez, R ERA: 4.73	1.1		11	6	3	3	1	1	0	0	0	0	1	22	36	20.25	5.250					1.1		11	6	3	3	1	1	0	0	0	1	22	36	20.25	5.250	
Elmer Dessens, R ERA: 4.56	4.2	W	21	5	2	1	4	1	0	0	0	1	1	51	81	1.93	1.286					4.2	W	21	5	2	1	4	1	0	0	0	1	51	81	1.93	1.286	
Scott Sullivan, R ERA: 4.31	2.0	H	6	0	0	0	3	0	0	0	0	0	0	14	19	0.00	0.000					2.0	H	6	0	0	0	3	0	0	0	0	14	19	0.00	0.000		
Dennys Reyes, L ERA: 6.06	1.0		5	2	1	1	2	0	0	0	0	0	1	13	19	9.00	2.000					1.0		5	2	1	1	2	0	0	0	1	13	19	9.00	2.000		

Cincinnati Reds @ St. Louis Cardinals  
 Busch Stadium, St. Louis, MO  
 Thu Jul 06 2000, 7:10 PM CDT  
 Att: 43,287 - Sunny - 92 F

AB 41  
 R 6  
 H 13  
 RBI 6  
 BB 2  
 SO 10  
 LOB 21





Batter	1	2	3	4	5	6	7	8	9	AB	R	H	RBI	BB	SO	LOB	TOP				
Roberto Alomar, S (1,4) OBP: 0.335, SLG: 0.416	F8		BB BB		G4-3		K		DI 2B 1B	4	1	1	0	1	1	0	<b>Cleveland Indians @ Cincinnati Reds</b> Cinergy Field, Cincinnati, OH Fri Jul 07 2000, 7:35 PM EDT Att: 53,509 - Sunny - 77 F				
Omar Vizquel, S (1,6) OBP: 0.348, SLG: 0.358 Jim Thome, L (9, PH) OBP: 0.379, SLG: 0.580	P6		K		1B 1B		F5		F7	4	0	1	0	0	1	2					
Travis Fryman, R (1,5) OBP: 0.412, SLG: 0.541	1B		BB		1B 1B		BB		2B BB	2	0	2	0	3	0	0					
Richie Sexson, R (1,3) OBP: 0.307, SLG: 0.447 Russell Branyan, L (9, PH) OBP: 0.396, SLG: 0.738	G5-3		K		K		K		2B	4	0	0	0	0	3	7					
Sandy Alomar Jr., R (1,2) OBP: 0.356, SLG: 0.433		K			P4 G3-1				G4-3	4	0	0	0	0	1	2					
Ricky Ledee, L (1,7) OBP: 0.337, SLG: 0.420	G4-3				G4-3		F8		E3 WP	4	0	0	0	0	0	0					
Alex Ramirez, R (1,9) OBP: 0.327, SLG: 0.510	G6-3				2B		2B		F8	4	0	2	0	0	0	1					
Kenny Lofton, L (1,8) OBP: 0.348, SLG: 0.413			BB BB 1B		IBB		F8		G6-3	3	0	1	0	1	0	2					
Chuck Finley, L (1,1) Paul Shuey, R (8,1) Enrique Wilson, S (9, PH) OBP: 0.369, SLG: 0.465			K		L4		G4-3		G5-3	3	0	0	0	0	1	4					
										0	0	0	0	0	0	0					
										1	0	0	0	0	0	0					
<b>Inning Stats</b>	R: 0 E: 0 K: 0 S: 12	H: 1 LOB: 1 BB: 0 P: 17	R: 0 E: 0 K: 1 S: 6	H: 0 LOB: 0 BB: 0 P: 9	R: 0 E: 0 K: 3 S: 24	H: 1 LOB: 3 BB: 2 P: 36	R: 0 E: 0 K: 0 S: 7	H: 1 LOB: 2 BB: 1 P: 13	R: 0 E: 0 K: 1 S: 11	H: 2 LOB: 2 BB: 0 P: 14	R: 0 E: 0 K: 2 S: 10	H: 0 LOB: 1 BB: 1 P: 16	R: 0 E: 1 K: 0 S: 14	H: 0 LOB: 1 BB: 0 P: 18	R: 1 E: 0 K: 0 S: 11	H: 2 LOB: 2 BB: 1 P: 20	1B: 5 2B: 3 3B: 0 HR: 0	SF: 0 SAC: 0 DP: 0 HBP: 0	WP: 1 PB: 0 SB: 0 CS: 0	PA: 40	
<b>PITCHER</b>	IP WLS BF H R ER SO BB IBB HBP BLK WP HR S P ERA WHIP	8.0 W 35 6 0 0 7 3 1 0 0 1 0 93 137 0.00 1.125	1.0 S 5 2 1 1 0 1 0 0 0 0 0 11 20 9.00 3.000																		

AB	35
R	1
H	8
RBI	1
BB	5
SO	7
LOB	19



Batter	1	2	3	4	5	6	7	8	9	AB	R	H	RBI	BB	SO	LOB	BOTTOM			
Chris Stynes, R (1,5) OBP: 0.469, SLG: 0.667 Juan Castro, R (9,5) OBP: 0.261, SLG: 0.385	K		HR			BB 1B BB	FC4-6 BB			2	1	1	1	2	1	0	<b>Cleveland Indians @ Cincinnati Reds</b> Cinergy Field, Cincinnati, OH Fri Jul 07 2000, 7:35 PM EDT Att: 53,509 - Sunny - 77 F			
Barry Larkin, R (1,6) OBP: 0.391, SLG: 0.510	G3 2B		BB			F9	FC4-6			3	0	1	0	1	0	3				
Ken Griffey Jr., L (1,8) OBP: 0.383, SLG: 0.529	G3		G4-3			F8			F9	4	0	0	0	0	0	3				
Dmitri Young, S (1,7) OBP: 0.327, SLG: 0.441 Danny Graves, R (9,1) OBP: 0.500, SLG: 2.000	G5-3				G4-6-3 1B	1B	BB 1B		G4-3	4	0	2	0	0	0	1				
Alex Ochoa, R (1,9) OBP: 0.398, SLG: 0.561		F8			K	BB	BB		2B 1B	3	1	1	0	1	1	1				
Sean Casey, L (1,3) OBP: 0.335, SLG: 0.365	G4-3		G4-6-3			G4-3			FC6-4 2B	4	0	1	1	0	0	4				
Benito Santiago, R (1,2) OBP: 0.286, SLG: 0.357	G6-3				G1-3		K		FC6-4 BB	3	0	0	0	1	1	0				
Pokey Reese, R (1,4) OBP: 0.330, SLG: 0.390			G6-3		F8		FC4-6 SH1-4 1B		FC6-4	4	0	1	0	0	0	2				
Denny Neagle, L (1,1) OBP: 0.231, SLG: 0.243 Michael Tucker, L (9,9) OBP: 0.381, SLG: 0.574			K		K2-3		SH1-4			2	0	0	0	0	2	0				
										0	0	0	0	0	0	0				
<b>Inning Stats</b>	R: 0 E: 0 K: 1 S: 7	H: 1 LOB: 1 BB: 0 P: 12	R: 0 E: 0 K: 0 S: 8	H: 0 LOB: 0 BB: 0 P: 11	R: 1 E: 0 K: 1 S: 11	H: 1 LOB: 1 BB: 1 P: 20	R: 0 E: 0 K: 1 S: 8	H: 1 LOB: 0 BB: 0 P: 12	R: 0 E: 0 K: 1 S: 6	H: 0 LOB: 0 BB: 0 P: 10	R: 0 E: 0 K: 0 S: 11	H: 1 LOB: 3 BB: 2 P: 23	R: 0 E: 0 K: 1 S: 12	H: 1 LOB: 2 BB: 1 P: 20	R: 1 E: 0 K: 0 S: 11	H: 2 LOB: 2 BB: 1 P: 18	1B: 4 2B: 2 3B: 0 HR: 1	SF: 0 SAC: 1 DP: 1 HBP: 0	WP: 0 PB: 0 SB: 0 CS: 0	PA: 35
<b>PITCHER</b>	IP WLS BF H R ER SO BB IBB HBP BLK WP HR S P ERA WHIP	7.2 L 33 7 2 2 5 4 0 0 0 0 0 6 10 0.00 3.000																		










Batter	1	2	3	4	5	6	7	8	9	AB	R	H	RBI	BB	SO	LOB	TOP					
Roberto Alomar, S (1,4) OBP: 0.336, SLG: 0.419 Richie Sexson, R (9, FR) OBP: 0.306, SLG: 0.447	F5			3B 2B		F7		G4-3	HBP	4	1	1	1	0	0	0						
Omar Vizquel, S (1,6) OBP: 0.354, SLG: 0.392	CS BB			F8		HR		L4	G3	4	1	1	1	1	0	4						
Ricky Ledee, L (1,7) OBP: 0.332, SLG: 0.420	K			2H 3B		F7		G5-3		4	0	1	1	0	1	1						
Jim Thome, L (1,3) OBP: 0.373, SLG: 0.571		K		K				F9	F8	4	0	0	0	0	2	1						
Travis Fryman, R (1,5) OBP: 0.411, SLG: 0.540		G5-3		L8				HBP 1B SF8 BB	1B E 2B	3	2	1	0	1	0	1						
Russell Branyan, L (1,9) OBP: 0.379, SLG: 0.690 Jolbert Cabrera, R (7,9) OBP: 0.273, SLG: 0.282								SF8 HBP 1B	E IBB HBP 1B	3	0	1	0	0	2	0						
Kenny Lofton, L (1,8) OBP: 0.348, SLG: 0.421								1-2 2-3 HBP	P6	3	0	0	0	0	0	2						
Sandy Alomar Jr., R (1,2) OBP: 0.354, SLG: 0.428								2-3 3-H	HBP E IBB	2	0	0	1	1	0	0						
Bartolo Colon, R (1,1) Alex Ramirez, R (7, PH) OBP: 0.330, SLG: 0.510 Paul Shuey, R (7,1) Andrew Lorraine, L (8,1) OBP: 0.222, SLG: 0.125 Steve Karsay, R (8,1)								2-3 3-H	E1 HBP	2	0	0	0	0	0	2						
<b>Inning Stats</b>	R: 0 E: 0 K: 1 S: 6	H: 0 LOB: 1 BB: 1 P: 13	R: 0 E: 0 K: 2 S: 8	H: 0 LOB: 0 BB: 0 P: 11	R: 0 E: 0 K: 1 S: 10	H: 0 LOB: 0 BB: 0 P: 15	R: 1 E: 0 K: 1 S: 12	H: 2 LOB: 1 BB: 3 P: 21	R: 0 E: 0 K: 1 S: 8	H: 0 LOB: 0 BB: 0 P: 14	R: 1 E: 0 K: 1 S: 11	H: 1 LOB: 0 BB: 2 P: 19	R: 1 E: 0 K: 0 S: 11	H: 1 LOB: 2 BB: 1 P: 25	R: 0 E: 0 K: 0 S: 6	H: 0 LOB: 0 BB: 0 P: 12	R: 2 E: 1 K: 0 S: 19	H: 2 LOB: 3 BB: 1 P: 32	1B: 2 2B: 3 3B: 1 HR: 1	SF: 1 SAC: 0 DP: 1 HBP: 2	WP: 0 PB: 0 SB: 1 CS: 1	PA: 38
<b>PITCHER</b>	IP WLS BF H R ER SO BB IBB HBP BLK WP HR S P ERA WHIP																					
Scott Williamson, R (1,1) ERA: 3.81	5.2 L 20 3 2 2 7 1 0 0 0 0 0 1 52 88 3.18 0.706																					
Dennis Reyes, L (8,1) ERA: 6.11	0.1 1 0 0 0 0 0 0 0 0 0 0 0 3 5 0.00 0.000																					
Scott Sullivan, R (7,1) ERA: 4.28	1.0 6 1 1 1 0 1 0 0 1 0 0 0 11 25 9.00 2.000																					
Elmer Dessens, R (8,1) ERA: 4.47	1.0 3 0 0 0 0 0 0 0 0 0 0 0 6 12 0.00 0.000																					
Danny Graves, R (9,1) ERA: 1.99	1.0 8 2 2 0 0 0 0 1 1 0 0 0 0 19 32 0.00 2.000																					

Cleveland Indians @ Cincinnati Reds  
Cinergy Field, Cincinnati, OH  
Sun Jul 09 2000, 1:15 PM EDT  
Att: 51,181 - Sunny - 78 F


AB 32  
R 5  
H 6  
RBI 4  
BB 3  
SO 7  
LOB 13



Batter	1	2	3	4	5	6	7	8	9	AB	R	H	RBI	BB	SO	LOB	BOTTOM					
Chris Stynes, R (1,5) OBP: 0.486, SLG: 0.714	F9 2B		K			F3	G1-3		1-2 2-3 1B	5	0	2	0	0	1	2						
Barry Larkin, R (1,6) OBP: 0.394, SLG: 0.500	F9 2-3			G4-3		BB BB		G6-3	F9	4	0	0	0	1	0	3						
Ken Griffey Jr., L (1,8) OBP: 0.386, SLG: 0.550 Danny Graves, R (9,1) OBP: 0.500, SLG: 2.000	K			G4-3				K		3	0	0	0	1	2	1						
Dmitri Young, S (1,7) OBP: 0.320, SLG: 0.430	K			K				L3		4	0	0	0	0	3	3						
Alex Ochoa, R (1,9) OBP: 0.382, SLG: 0.522		G5-3				G6-3	K		HBP 1B 1B	4	1	1	0	0	1	2						
Sean Casey, L (1,3) OBP: 0.338, SLG: 0.370		G4-3				G4-3		BB 1B	K	4	0	1	0	0	1	1						
Eddie Taubensee, L (1,2) OBP: 0.322, SLG: 0.362		K				FC6-4 1B		F8	1B G3 HBP	3	1	1	0	0	1	1						
Pokey Reese, R (1,4) OBP: 0.331, SLG: 0.398				G5-3		FC6-4 1-2		K	1B G3 1B	4	0	1	1	0	1	2						
Scott Williamson, R (1,1) Dennis Reyes, R (8,1) Hal Morris, L (8, PH) OBP: 0.315, SLG: 0.407 Scott Sullivan, R (7,1) OBP: 0.306, SLG: 0.200 Michael Tucker, R (8, PH) OBP: 0.306, SLG: 0.200 Elmer Dessens, R (8,1) Aaron Boone, R (8,1) OBP: 0.306, SLG: 0.471 Juan Castro, R (8,1) OBP: 0.288, SLG: 0.388				K				HR	G3	1	0	0	0	0	1	0						
<b>Inning Stats</b>	R: 0 E: 0 K: 2 S: 10	H: 1 LOB: 0 BB: 0 P: 19	R: 0 E: 0 K: 1 S: 9	H: 0 LOB: 0 BB: 0 P: 12	R: 0 E: 0 K: 2 S: 9	H: 0 LOB: 0 BB: 0 P: 13	R: 0 E: 0 K: 1 S: 6	H: 0 LOB: 0 BB: 0 P: 7	R: 0 E: 0 K: 0 S: 8	H: 1 LOB: 1 BB: 0 P: 10	R: 1 E: 0 K: 2 S: 17	H: 1 LOB: 2 BB: 2 P: 35	R: 0 E: 0 K: 1 S: 9	H: 1 LOB: 2 BB: 1 P: 18	R: 0 E: 0 K: 1 S: 7	H: 0 LOB: 0 BB: 0 P: 11	R: 2 E: 0 K: 1 S: 13	H: 3 LOB: 2 BB: 0 P: 19	1B: 5 2B: 1 3B: 0 HR: 1	SF: 0 SAC: 0 DP: 0 HBP: 1	WP: 0 PB: 0 SB: 0 CS: 0	PA: 38
<b>PITCHER</b>	IP WLS BF H R ER SO BB IBB HBP BLK WP HR S P ERA WHIP																					
Bartolo Colon, R (1,1) ERA: 4.28	6.0 W 23 3 1 1 8 2 0 0 0 0 0 0 1 59 96 1.50 0.833																					
Paul Shuey, R (7,1) ERA: 2.42	1.1 H 6 1 0 0 1 1 0 0 0 0 0 0 11 22 0.00 1.500																					
Andrew Lorraine, L (8,1) ERA: 5.88	0.1 H 1 0 0 0 1 0 0 0 0 0 0 0 4 6 0.00 0.000																					
Steve Karsay, R (8,1) ERA: 3.54	1.1 S 8 3 2 2 1 0 0 0 1 0 0 0 0 14 20 13.50 2.250																					

Cleveland Indians @ Cincinnati Reds  
Cinergy Field, Cincinnati, OH  
Sun Jul 09 2000, 1:15 PM EDT  
Att: 51,181 - Sunny - 78 F

AB 34  
R 3  
H 7  
RBI 3  
BB 3  
SO 11  
LOB 16





Batter	1	2	3	4	5	6	7	8	9	AB	R	H	RBI	BB	SO	LOB	TOP												
Chris Stynes, R (1.5) OBP: 0.500, SLG: 0.716	1-1 HR 1B		2-1 1B WP 3B 1B	1-3 K		4-2 HR BB		2-1 3B 1B		4	4	3	0	1	1	0	<b>Cincinnati Reds @ Colorado Rockies</b> Coors Field, Denver, CO Thu Jul 13 2000, 7:05 PM MDT Att: 48,735 - Cloudy - 88 F												
Barry Larkin, R (1.6) OBP: 0.395, SLG: 0.517	0-2 G5-3		3-2 G5-3	2-0 G4-3		0-0 HR		1-1 HR 3B		5	2	2	3	0	0	3													
Juan Castro, R (8.6) OBP: 0.268, SLG: 0.388	1-2 G5-3		1-2 2-3			1-H HR		1-H HR 3B		0	0	0	0	0	0	0													
Ken Griffey Jr., L (1.8) OBP: 0.391, SLG: 0.570	3-1 HR		4-0 1B 3B IBB		2-0 HR HBP		2-3 K		3-2 HR	3	4	2	4	1	1	0													
Alex Ochoa, R (8.9) OBP: 0.382, SLG: 0.522	2-H HR		1B 3B IBB		HR HBP		K		HR	0	0	0	0	0	0	0													
Dante Bichette, R (1.9) OBP: 0.352, SLG: 0.475	1-0 G1-3		0-1 3B 1B		F7		K		F7	4	1	1	1	0	1	1													
Michael Tucker, L (7.9) OBP: 0.324, SLG: 0.564	1-2 G1-3		1-2 2-3 3-H		1-H HR		K		F7	1	0	0	0	0	0	0													
Sean Casey, L (1.3) OBP: 0.339, SLG: 0.383	1-2 G3		0-3 K		1-H HR		1B		K	5	1	2	2	0	2	3													
Dmitri Young, S (1.7) OBP: 0.316, SLG: 0.433		2-2 G1-3	0-0 3B		F7		F7		G5-3	5	0	1	3	0	0	1													
Eddie Taubensee, L (1.2) OBP: 0.324, SLG: 0.356		3-3 K	4-1 FC4-6 BB		G4-3		F9		HR HBP	3	1	0	0	1	1	1													
Pokey Reese, R (1.4) OBP: 0.329, SLG: 0.404	2-0 G6-3		0-0 FC4-6				K		G5-3	5	1	1	2	0	1	2													
Elmer Dessens, R (1.1) OBP: 0.364, SLG: 0.222			1-0 WP 1B 1B		1-1 G1-3		K		G3-1	4	1	1	0	0	1	0													
Dennys Reyes, R (8.1)			1B 1B		G1-3		K		K	1	0	0	0	0	1	0													
<b>Inning Stats</b>	R: 2 E: 0 K: 0 S: 12	H: 2 LOB: 0 BB: 0 P: 18	R: 0 E: 0 K: 1 S: 7	H: 0 LOB: 0 BB: 0 P: 14	R: 4 E: 0 K: 1 S: 16	H: 4 LOB: 2 BB: 2 P: 30	R: 0 E: 0 K: 1 S: 6	H: 0 LOB: 0 BB: 0 P: 10	R: 2 E: 0 K: 0 S: 4	H: 1 LOB: 0 BB: 0 P: 7	R: 2 E: 0 K: 3 S: 14	H: 1 LOB: 1 BB: 0 P: 24	R: 0 E: 0 K: 1 S: 8	H: 1 LOB: 1 BB: 0 P: 12	R: 3 E: 0 K: 0 S: 12	H: 3 LOB: 0 BB: 0 P: 20	R: 2 E: 0 K: 2 S: 11	H: 1 LOB: 0 BB: 0 P: 19	1B: 6 2B: 0 3B: 2 HR: 5	SF: 0 SAC: 0 DP: 0 HBP: 2	WP: 1 PB: 0 SB: 0 CS: 0	PA: 45							
<b>PITCHER</b>	IP WLS BF H R ER SO BB IBB HBP BLK WP HR S P ERA WHIP	6.0 L 30 8 10 10 6 2 1 1 0 1 3 59 103 15.00 1.667	1.0 4 1 0 0 1 0 0 0 0 0 0 0 8 12 0.00 1.000	1.0 6 3 3 3 0 0 0 0 0 0 0 1 12 20 27.00 3.000	0.2 3 0 1 1 1 0 0 0 1 0 0 0 5 9 13.50 0.000	0.1 2 1 1 1 1 0 0 0 0 0 0 1 6 10 27.00 3.000	<b>PITCHER</b>										IP WLS BF H R ER SO BB IBB HBP BLK WP HR S P ERA WHIP												
Pedro Astacio, R (1.1) ERA: 5.34											6.0	L	30	8	10	10	6	2	1	1	0	1	3	59	103	15.00	1.667		
Stan Belinda, R (7.1) ERA: 5.58											1.0	4	1	0	0	1	0	0	0	0	0	0	0	8	12	0.00	1.000		
Julian Tavarez, R (8.1) ERA: 6.98											1.0	6	3	3	3	0	0	0	0	0	0	0	1	12	20	27.00	3.000		
Jose Jimenez, R (9.1) ERA: 3.28											0.2	3	0	1	1	1	0	0	0	1	0	0	0	5	9	13.50	0.000		
Mike Myers, L (9.1) ERA: 1.23											0.1	2	1	1	1	1	0	0	0	0	0	0	1	6	10	27.00	3.000		
<b>Batter</b>	<b>1</b>	<b>2</b>	<b>3</b>	<b>4</b>	<b>5</b>	<b>6</b>	<b>7</b>	<b>8</b>	<b>9</b>	<b>AB</b>	<b>R</b>	<b>H</b>	<b>RBI</b>	<b>BB</b>	<b>SO</b>	<b>LOB</b>	<b>BOTTOM</b>												
Tom Goodwin, L (1.8) OBP: 0.376, SLG: 0.414	3-2 G6-3			3-2 G1		1-1 FC6-4 1B	1-0 G4-3		1-2 F8	5	0	1	0	0	0	1	<b>Cincinnati Reds @ Colorado Rockies</b> Coors Field, Denver, CO Thu Jul 13 2000, 7:05 PM MDT Att: 48,735 - Cloudy - 88 F												
3 Mike Lansing, R (1.4) OBP: 0.319, SLG: 0.433	1-0 G6-3 1B			0-0 F3		0-1 FC6-4		1-2 G4-3	5	0	1	0	0	0	1														
Larry Walker, L (1.7) OBP: 0.413, SLG: 0.500	3-0 G6-3			1-2 G6-3		0-0 G5-3		3-0 1B 2B HBP	3	1	0	0	0	0	2														
Jeff Cirillo, R (1.5) OBP: 0.406, SLG: 0.528		4-0 17 G4-6-3 BB			3-1 F8		1-1 17 WP 1B 1B	1-0 17 2B 1B	3	2	2	0	1	0	0														
17 Todd Helton, L (1.3) OBP: 0.482, SLG: 0.708		1-1 G4-6-3			1-2 F8 2B		4-0 1B BB 1B	0-0 1B FC4-6 2B	3	2	2	2	1	0	1														
Jeffrey Hammonds, R (1.9) OBP: 0.427, SLG: 0.618		0-0 G4-3			0-0 F8		0-0 1B SF7 1B	0-0 FC4-6 1B	4	1	2	1	0	0	1														
Brent Mayne, L (1.2) OBP: 0.312, SLG: 0.463			0-1 G6-3		4-0 BB		0-1 G3 1B	0-1 FC4-6	3	0	1	2	1	0	1														
Nelfi Perez, S (1.6) OBP: 0.307, SLG: 0.416			3-2 G6-3		1-0 F9		1-0 SF7	2-3 K	3	0	0	1	0	1	3														
Pedro Astacio, R (1.1) ERA: 5.34											6.0	L	30	8	10	10		6	2	1	1	0	1	3	59	103	15.00	1.667	
Angel Echevarria, R (6.99)											0.0	0	0	0	0	0		0	0	0	0	0	0	0	0	0	0	0	0
Stan Belinda, R (7.1) ERA: 5.58											1.0	6	3	3	3	0	0	0	0	0	0	0	1	12	20	27.00	3.000		
Darren Bragg, L (7.99)											0.2	3	0	1	1	1	0	0	0	0	0	0	0	5	9	13.50	0.000		
Julian Tavarez, L (8.1) ERA: 6.98											0.1	2	1	1	1	1	0	0	0	0	0	0	1	6	10	27.00	3.000		
Jose Jimenez, R (9.1) ERA: 3.28											0.0	0	0	0	0	0	0	0	0	0	0	0	0	0	0	0	0	0	
Mike Myers, L (9.1) ERA: 1.23											0.0	0	0	0	0	0	0	0	0	0	0	0	0	0	0	0	0	0	
Brian Hunter, R (9.99)											0.0	0	0	0	0	0	0	0	0	0	0	0	0	0	0	0	0	0	
<b>Inning Stats</b>	R: 0 E: 0 K: 0 S: 5	H: 1 LOB: 0 BB: 0 P: 12	R: 0 E: 0 K: 0 S: 3	H: 0 LOB: 0 BB: 1 P: 8	R: 0 E: 0 K: 1 S: 8	H: 0 LOB: 0 BB: 0 P: 12	R: 0 E: 0 K: 0 S: 7	H: 0 LOB: 0 BB: 0 P: 11	R: 0 E: 0 K: 0 S: 6	H: 1 LOB: 1 BB: 0 P: 7	R: 3 E: 0 K: 0 S: 10	H: 3 LOB: 1 BB: 1 P: 17	R: 3 E: 0 K: 1 S: 12	H: 3 LOB: 1 BB: 0 P: 19	R: 0 E: 0 K: 0 S: 6	H: 0 LOB: 0 BB: 0 P: 9	1B: 7 2B: 2 3B: 0 HR: 0	SF: 1 SAC: 0 DP: 2 HBP: 1	WP: 1 PB: 0 SB: 0 CS: 0	PA: 38									
<b>PITCHER</b>	IP WLS BF H R ER SO BB IBB HBP BLK WP HR S P ERA WHIP	7.1 W 33 9 6 6 1 3 0 0 0 0 0 12 17 7.36 1.636	1.2 5 0 0 0 1 0 0 0 0 0 0 0 12 17 0.00 0.000	<b>PITCHER</b>										IP WLS BF H R ER SO BB IBB HBP BLK WP HR S P ERA WHIP															
Elmer Dessens, R (1.1) ERA: 4.85											7.1	W	33	9	6	6	1	3	0	0	0	0	0	0	0	12	17	7.36	1.636
Dennys Reyes, L (8.1) ERA: 5.76											1.2	5	0	0	0	1	0	0	0	0	0	0	0	0	12	17	0.00	0.000	



Batter	1	2	3	4	5	6	7	8	9	AB	R	H	RBI	BB	SO	LOB	TOP					
Chris Stynes, R OBP: 0.508, SLG: 0.708 (1, 5)										4	1	2	1	2	0	0						
Barry Larkin, R OBP: 0.393, SLG: 0.513 Michael Tucker, L OBP: 0.382, SLG: 0.564 (1, 6) (8, 8)										4	0	1	0	0	0	5						
Ken Griffey Jr., L OBP: 0.397, SLG: 0.580 Alex Ochoa, R OBP: 0.379, SLG: 0.516 (8, PH) (8, 9)										2	3	2	0	2	0	0						
Dante Bichette, R OBP: 0.352, SLG: 0.474 Juan Castro, R OBP: 0.296, SLG: 0.388 (1, 9) (8, 6)										5	0	2	1	0	1	5						
Sean Casey, L OBP: 0.346, SLG: 0.411 (1, 3)										5	2	4	4	0	1	1						
Dmitri Young, S OBP: 0.319, SLG: 0.442 (1, 7)										5	2	2	1	0	1	3						
Eddie Taubensee, L OBP: 0.321, SLG: 0.350 (1, 2)										4	1	0	0	1	1	4						
Pokey Reese, R OBP: 0.327, SLG: 0.400 (1, 4)										3	0	0	1	1	0	1						
Pete Harnisch, S OBP: 0.250, SLG: 0.250 (1, 1)										4	0	1	1	0	0	0						
<b>Inning Stats</b>	R: 1 E: 0 K: 1 S: 11	H: 2 LOB: 1 BB: 1 P: 16	R: 0 E: 0 K: 0 S: 4	H: 0 LOB: 0 BB: 0 P: 5	R: 0 E: 0 K: 1 S: 12	H: 1 LOB: 2 BB: 1 P: 19	R: 2 E: 0 K: 0 S: 12	H: 2 LOB: 1 BB: 1 P: 15	R: 2 E: 0 K: 0 S: 8	H: 2 LOB: 1 BB: 1 P: 14	R: 1 E: 0 K: 0 S: 8	H: 1 LOB: 1 BB: 1 P: 15	R: 3 E: 0 K: 0 S: 17	H: 4 LOB: 3 BB: 2 P: 34	R: 0 E: 0 K: 2 S: 18	H: 2 LOB: 2 BB: 0 P: 25	R: 0 E: 0 K: 0 S: 9	H: 0 LOB: 0 BB: 0 P: 14	1B: 8 2B: 3 3B: 2 HR: 1	SF: 1 SAC: 2 DP: 1 HBP: 0	WP: 0 PB: 0 SB: 0 CS: 0	PA: 46
<b>PITCHER</b>	IP WLS BF H R ER SO BB IBB HBP BLK WP HR S P ERA WHIP																					
Rolando Arrojo, R ERA: 6.22 Scott Karl, L ERA: 7.47 Mike DeJean, R ERA: 3.9 Gabe White, L ERA: 1.72 Stan Belinda, R ERA: 5.4	(1, 1) (6, 1) (7, 1) (8, 1) (9, 1)	5.0 1.2 0.1 1.0 1.0	L 2 2 5 3	24 5 4 2 0	7 4 0 0 0	5 4 0 0 0	2 1 0 2 0	2 1 0 0 0	0 0 0 0 0	0 1 0 0 0	0 20 5 18 9	47 40 5 25 14	69 21.60 0.00 0.00 0.00	1.800 3.600 3.000 2.000 0.000								

Cincinnati Reds @ Colorado Rockies  
Coors Field, Denver, CO  
Fri Jul 14 2000, 7:05 PM MDT  
Att: 48,471 - Sunny - 87 F

AB	37
R	9
H	14
RBI	9
BB	6
SO	4
LOB	19



Batter	1	2	3	4	5	6	7	8	9	AB	R	H	RBI	BB	SO	LOB	BOTTOM								
Tom Goodwin, L OBP: 0.373, SLG: 0.408 (1, 8)										4	0	0	0	1	1	3									
Terry Shumpert, R OBP: 0.361, SLG: 0.511 (1, 4)										4	0	0	0	0	0	2									
Lary Walker, L OBP: 0.419, SLG: 0.514 Stan Belinda, R (1, 7) (9, 1)										2	1	1	1	2	0	0									
Jeff Cirillo, R OBP: 0.402, SLG: 0.521 (1, 5)										4	0	0	0	0	0	2									
17 Todd Helton, L OBP: 0.477, SLG: 0.698 (1, 3)										4	0	0	0	0	0	1									
Jeffrey Hammonds, R OBP: 0.424, SLG: 0.612 (1, 9)										4	1	1	0	0	0	0									
Brent Mayne, L OBP: 0.409, SLG: 0.458 (1, 2)										4	0	1	0	0	0	1									
Neffi Perez, S OBP: 0.309, SLG: 0.417 (1, 6)										4	0	2	0	0	0	2									
Rolando Arrojo, R OBP: 0.154, SLG: 0.180 Angel Echevarria, R OBP: 0.265, SLG: 0.308 Scott Karl, L OBP: 0.393, SLG: 0.513 Mike DeJean, R OBP: 0.382, SLG: 0.564 Darren Bragg, L OBP: 0.345, SLG: 0.345 Gabe White, L OBP: 0.327, SLG: 0.400 Brian Hunter, R OBP: 0.296, SLG: 0.388 (1, 1) (5, PH) (8, 1) (7, 1) (8, PH) (8, 1) (9, 7)	(1, 1) (5, PH) (8, 1) (7, 1) (8, PH) (8, 1) (9, 7)	9.0 W 37	5 2	2 1	2 8	R: 0 E: 0 K: 0 S: 10	H: 0 LOB: 0 BB: 0 P: 18	R: 0 E: 0 K: 0 S: 5	H: 0 LOB: 0 BB: 0 P: 6	R: 0 E: 0 K: 0 S: 8	H: 0 LOB: 1 BB: 1 P: 13	R: 1 E: 1 K: 0 S: 15	H: 1 LOB: 2 BB: 1 P: 23	R: 0 E: 0 K: 0 S: 6	H: 0 LOB: 0 BB: 0 P: 8	R: 0 E: 0 K: 1 S: 8	H: 1 LOB: 1 BB: 0 P: 11	R: 1 E: 0 K: 0 S: 8	H: 1 LOB: 0 BB: 0 P: 10	R: 0 E: 0 K: 1 S: 17	H: 2 LOB: 3 BB: 1 P: 27	1B: 4 2B: 0 3B: 0 HR: 1	SF: 0 SAC: 0 DP: 0 HBP: 0	WP: 2 PB: 0 SB: 1 CS: 0	PA: 37
<b>PITCHER</b>	IP WLS BF H R ER SO BB IBB HBP BLK WP HR S P ERA WHIP																								
Pete Harnisch, R ERA: 6.27	(1, 1)	9.0	W	37	5	2	1	2	4	0	0	0	0	2	1	84	124	1.00	1.000						

Cincinnati Reds @ Colorado Rockies  
Coors Field, Denver, CO  
Fri Jul 14 2000, 7:05 PM MDT  
Att: 48,471 - Sunny - 87 F

AB	33
R	2
H	5
RBI	2
BB	4
SO	2
LOB	13





Batter	1	2	3	4	5	6	7	8	9	AB	R	H	RBI	BB	SO	LOB	TOP										
Chris Stynes, R OBP: 0.512, SLG: 0.712 (1, 5)										5	1	3	1	0	1	1	<b>Cincinnati Reds @ Colorado Rockies</b> Coors Field, Denver, CO Sat Jul 15 2000, 1:05 PM MDT Att: 48,201 - Cloudy - 88 F										
Barry Larkin, R OBP: 0.393, SLG: 0.515 (1, 6)										5	0	2	1	0	0	2											
Ken Griffey Jr., L OBP: 0.397, SLG: 0.574 (1, 8)										3	1	0	0	1	0	3											
Dante Bichette, R OBP: 0.353, SLG: 0.482 (1, 9)										5	1	2	2	0	0	3											
Sean Casey, L OBP: 0.349, SLG: 0.413 (1, 3)										4	1	1	0	1	0	2											
Michael Tucker, L OBP: 0.385, SLG: 0.559 (1, 7)										3	1	1	1	1	2	1											
Benito Santiago, R OBP: 0.285, SLG: 0.353 (1, 2)										4	0	1	1	0	0	2											
Pokey Reese, R OBP: 0.329, SLG: 0.413 (1, 4)										4	2	2	1	0	1	1											
Scott Williamson, R (1, 1)										1	0	0	0	0	1	0											
Scott Sullivan, R OBP: 0.200, SLG: 0.200 (7, 1)										0	0	0	0	0	0	0											
Dennys Reyes, R (7, 1)										1	0	0	0	0	0	0											
Danny Graves, R OBP: 0.500, SLG: 2.000 (8, 1)										0	0	0	0	0	0	0											
<b>Inning Stats</b>	R: 0 E: 0 K: 0 S: 6	H: 1 LOB: 1 BB: 0 P: 9	R: 0 E: 0 K: 1 S: 6	H: 0 LOB: 0 BB: 1 P: 13	R: 1 E: 0 K: 0 S: 12	H: 2 LOB: 1 BB: 0 P: 18	R: 0 E: 0 K: 1 S: 7	H: 0 LOB: 0 BB: 0 P: 8	R: 2 E: 0 K: 1 S: 16	H: 3 LOB: 2 BB: 1 P: 26	R: 2 E: 0 K: 0 S: 13	H: 3 LOB: 1 BB: 0 P: 22	R: 2 E: 0 K: 0 S: 6	H: 1 LOB: 1 BB: 1 P: 12	R: 0 E: 0 K: 2 S: 11	H: 0 LOB: 0 BB: 0 P: 15	R: 0 E: 0 K: 0 S: 13	H: 2 LOB: 1 BB: 0 P: 19	1B: 6 2B: 4 3B: 0 HR: 2	SF: 0 SAC: 2 DP: 2 HBP: 1	WP: 0 PB: 0 SB: 0 CS: 0	PA: 41					
<b>PITCHER</b>	IP	WLS	BF	H	R	ER	SO	BB	IBB	HBP	BLK	WP	HR	S	P	ERA	WHIP										
Masato Yoshii, R ERA: 5.71 (1, 1)	5.0	L	25	9	5	5	3	1	1	0	0	0	1	54	85	9.00	2.000										
Mike DeJean, R ERA: 3.77 (6, 1)	1.0		3	0	0	0	0	0	0	0	0	0	0	6	11	0.00	0.000										
Stan Belinda, R ERA: 5.79 (7, 1)	1.0		6	1	2	2	0	1	0	1	0	0	1	6	12	18.00	2.000										
Julian Tavarez, R ERA: 6.75 (8, 1)	1.1		6	2	0	0	2	0	0	0	0	0	0	22	30	0.00	1.500										
Mike Myers, L ERA: 1.19 (9, 1)	0.2		1	0	0	0	0	0	0	0	0	0	0	2	4	0.00	0.000										

AB	35
R	7
H	12
RBI	7
BB	3
SO	5
LOB	15



Batter	1	2	3	4	5	6	7	8	9	AB	R	H	RBI	BB	SO	LOB	BOTTOM										
Brian Hunter, R OBP: 0.383, SLG: 0.318 (1, 8)										2	1	0	0	1	0	1	<b>Cincinnati Reds @ Colorado Rockies</b> Coors Field, Denver, CO Sat Jul 15 2000, 1:05 PM MDT Att: 48,201 - Cloudy - 88 F										
Tom Goodwin, L OBP: 0.372, SLG: 0.407 (7, FR)										1	0	0	0	0	0	0											
Jeff Cirillo, R OBP: 0.404, SLG: 0.535 (1, 5)										5	2	3	2	0	1	1											
Larry Walker, L OBP: 0.422, SLG: 0.512 (1, 7)										3	0	1	1	2	0	1											
Jeffrey Hammonds, R OBP: 0.422, SLG: 0.609 (1, 9)										3	0	1	1	0	0	2											
17 Todd Helton, L OBP: 0.473, SLG: 0.692 (8, 3)										3	0	0	0	0	0	2											
Angel Echevarria, R OBP: 0.111, SLG: 0.111 (8, 3)										1	0	1	0	0	0	0											
Brent Mayne, L OBP: 0.402, SLG: 0.449 (1, 2)										4	0	0	0	0	2	4											
3 Mike Lansing, R OBP: 0.319, SLG: 0.431 (1, 4)										4	0	1	0	0	0	2											
Nelfi Perez, S OBP: 0.312, SLG: 0.422 (1, 6)										3	1	1	0	1	0	2											
Masato Yoshii, R ERA: 3.69 (6, 1)	6.0	W	27	5	3	3	3	3	1	0	55	93	4.50	1.333													
Scott Sullivan, R ERA: 4.39 (7, 1)	0.0		1	0	0	0	0	0	0	0	0	1	-	-													
Dennys Reyes, L ERA: 5.59 (7, 1)	1.1	S	5	2	0	0	1	0	0	0	7	11	0.00	1.500													
Danny Graves, R ERA: 2.09 (8, 1)	1.2	S	6	1	1	1	0	0	0	0	1	13	22	5.40	0.600												
<b>Inning Stats</b>	R: 0 E: 0 K: 0 S: 10	H: 0 LOB: 1 BB: 1 P: 19	R: 0 E: 0 K: 1 S: 8	H: 0 LOB: 0 BB: 0 P: 10	R: 2 E: 1 K: 0 S: 10	H: 3 LOB: 1 BB: 0 P: 14	R: 0 E: 0 K: 1 S: 11	H: 1 LOB: 2 BB: 1 P: 19	R: 1 E: 0 K: 1 S: 9	H: 1 LOB: 2 BB: 2 P: 18	R: 0 E: 0 K: 0 S: 7	H: 0 LOB: 0 BB: 0 P: 13	R: 0 E: 0 K: 1 S: 4	H: 0 LOB: 1 BB: 0 P: 7	R: 0 E: 0 K: 0 S: 6	H: 2 LOB: 2 BB: 0 P: 12	R: 1 E: 0 K: 0 S: 10	H: 1 LOB: 0 BB: 0 P: 15	1B: 5 2B: 1 3B: 1 HR: 1	SF: 1 SAC: 0 DP: 1 HBP: 1	WP: 1 PB: 0 SB: 0 CS: 0	PA: 39					
<b>PITCHER</b>	IP	WLS	BF	H	R	ER	SO	BB	IBB	HBP	BLK	WP	HR	S	P	ERA	WHIP										





Batter	1	2	3	4	5	6	7	8	9	AB	R	H	RBI	BB	SO	LOB	TOP				
<b>Chris Stynes, R</b> OBP: 0.516, SLG: 0.713 (1, 5)	L9		1B G4-3		1B	1B 2B		P6									4 2 2 0 1 0 0				
<b>Barry Larkin, R</b> OBP: 0.396, SLG: 0.516 (1, 6)	F7		G4-3 1B		BB 1B	1B			E1 1B								5 0 3 1 0 0 0				
<b>Ken Griffey Jr., L</b> OBP: 0.393, SLG: 0.565 (1, 8)	P5		G4-3		F7	K			P6								5 0 0 1 0 1 6				
<b>Dante Bichette, R</b> OBP: 0.351, SLG: 0.478 (1, 9)		G6-3	G5-3		F8	G1-4-3											5 0 1 0 0 0 5				
<b>Sean Casey, L</b> OBP: 0.349, SLG: 0.410 (1, 3)				K													4 0 1 0 0 2 2				
<b>Dmitri Young, S</b> OBP: 0.324, SLG: 0.451 (1, 10)																	3 0 2 0 1 0 0				
<b>Michael Tucker, L</b> OBP: 0.384, SLG: 0.552 (7, PH)																	2 0 0 0 1 1 5				
<b>Alex Ochoa, R</b> OBP: 0.376, SLG: 0.511 (7, 7)																	1 0 0 0 0 0 0				
<b>Pokey Reese, R</b> OBP: 0.328, SLG: 0.411 (1, 4)																	4 0 1 0 0 0 4				
<b>Eddie Taubensee, L</b> OBP: 0.316, SLG: 0.344 (1, 2)																	4 0 0 0 0 0 3				
<b>Inning Stats</b>	R: 0 E: 0 K: 0 S: 6	H: 0 LOB: 0 BB: 0 P: 10	R: 0 E: 0 K: 0 S: 10	H: 1 LOB: 2 BB: 0 P: 17	R: 1 E: 0 K: 0 S: 9	H: 2 LOB: 1 BB: 0 P: 13	R: 0 E: 0 K: 1 S: 9	H: 1 LOB: 2 BB: 1 P: 15	R: 1 E: 0 K: 1 S: 16	H: 3 LOB: 3 BB: 1 P: 25	R: 0 E: 0 K: 1 S: 10	H: 0 LOB: 0 BB: 0 P: 14	R: 0 E: 0 K: 0 S: 7	H: 0 LOB: 0 BB: 0 P: 10	R: 0 E: 1 K: 0 S: 13	H: 1 LOB: 1 BB: 0 P: 17	1B: 7 2B: 3 3B: 0 HR: 0	SF: 0 SAC: 0 DP: 1 HBP: 1	WP: 0 PB: 0 SB: 0 CS: 0	PA: 41	
<b>PITCHER</b>	IP	WLS	BF	H	R	ER	SO	BB	IBB	HBP	BLK	WP	HR	S	P	ERA	WHIP				
<b>Jeff Weaver, R</b> ERA: 4.56 (1, 1)	5.1	W	29	9	2	2	2	3	0	1	0	0	0	56	91	3.38	2.250				
<b>C.J. Nitkowski, L</b> ERA: 5.54 (6, 1)	1.2	H	5	0	0	0	2	0	0	0	0	0	0	11	19	0.00	0.000				
<b>Matt Anderson, R</b> ERA: 4.04 (8, 1)	1.0		3	0	0	0	0	0	0	0	0	0	0	7	10	0.00	0.000				
<b>Doug Brocail, R</b> ERA: 4.43 (9, 1)	1.0		4	1	0	0	0	0	0	0	0	0	0	13	17	0.00	1.000				

Cincinnati Reds @ Detroit Tigers  
Comerica Park, Detroit, MI  
Sun Jul 16 2000, 1:05 PM EDT  
Att: 40,637 - Cloudy - 73 F

AB	37
R	2
H	10
RBI	2
BB	3
SO	4
LOB	25



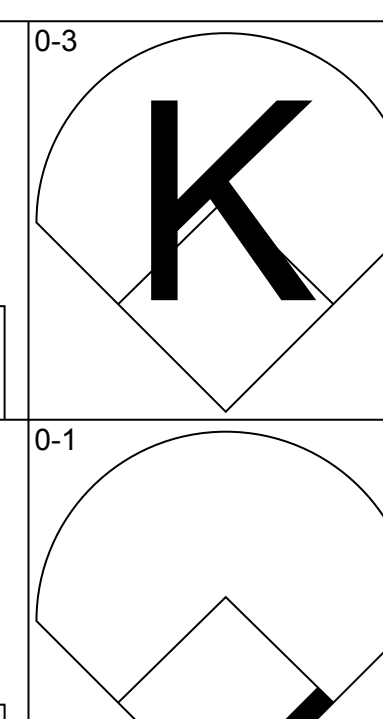
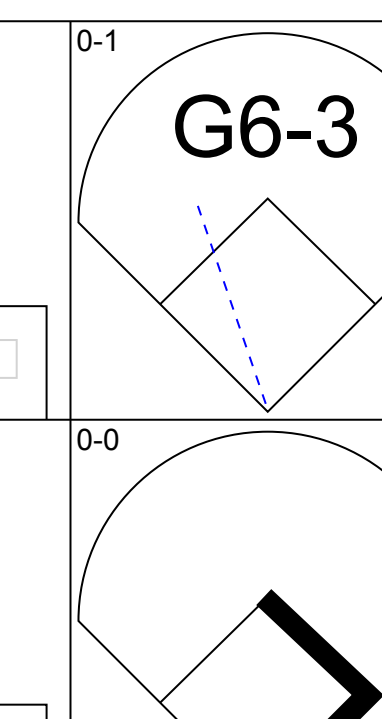
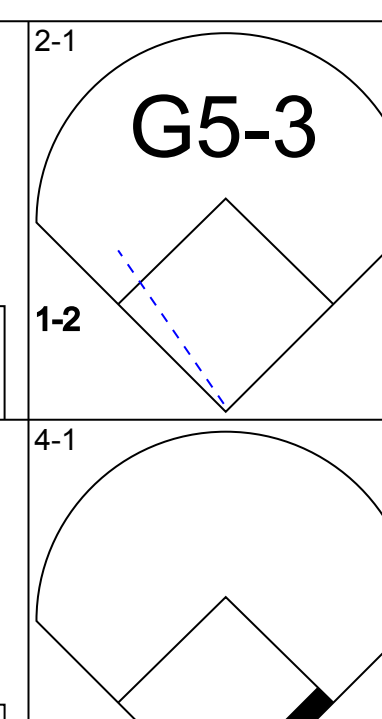
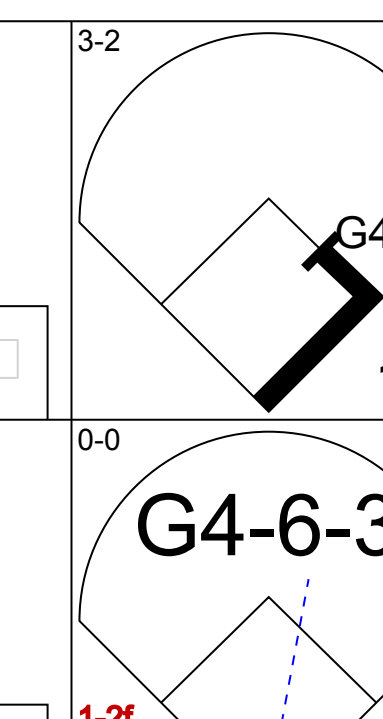
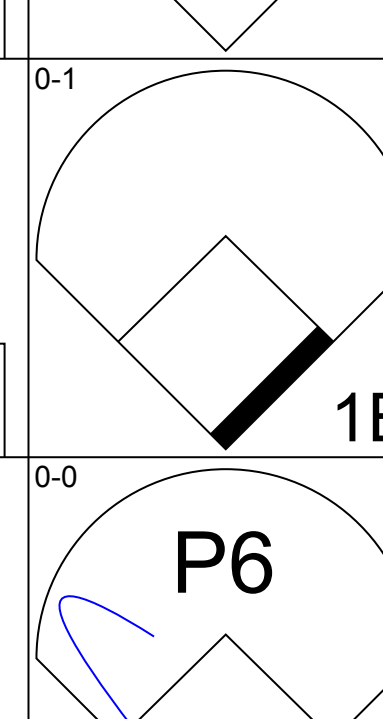
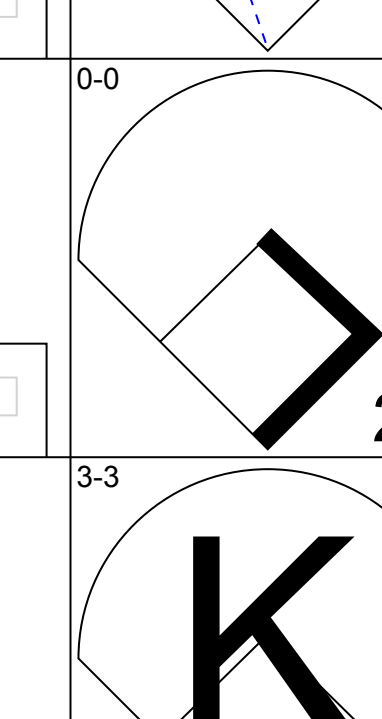
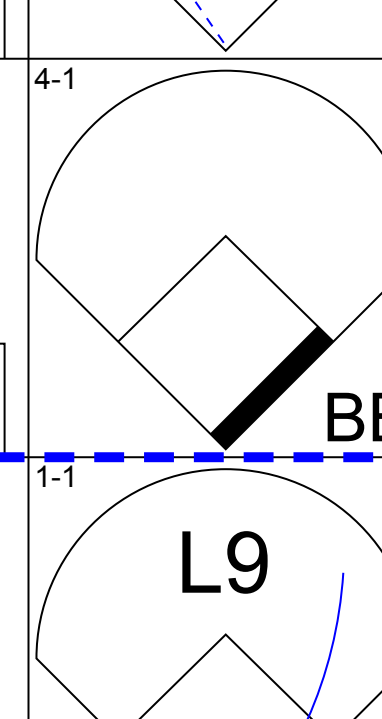
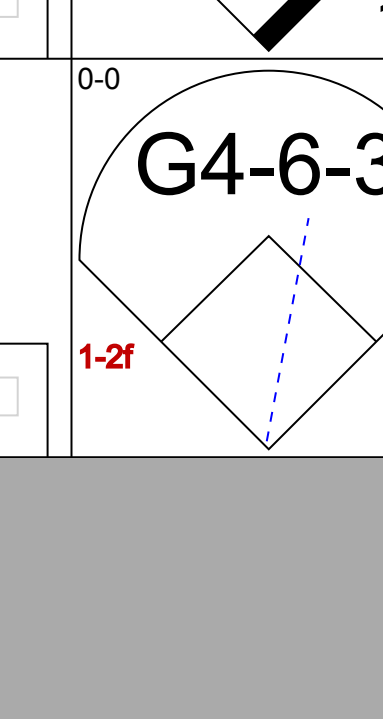
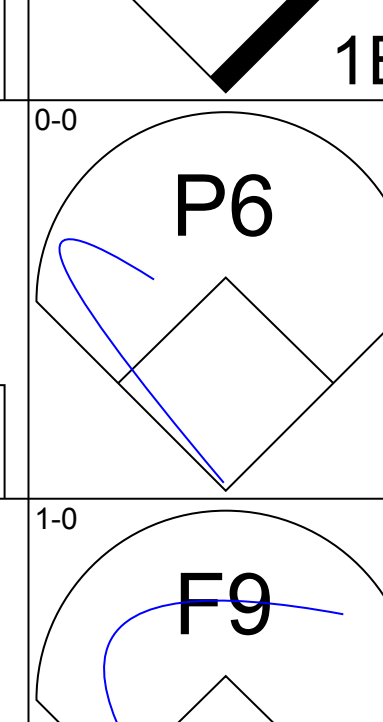
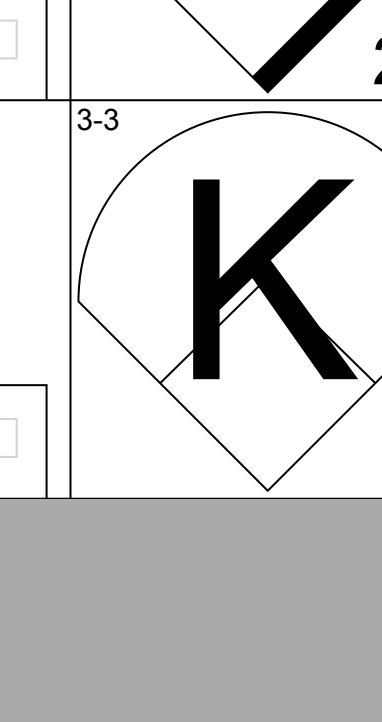
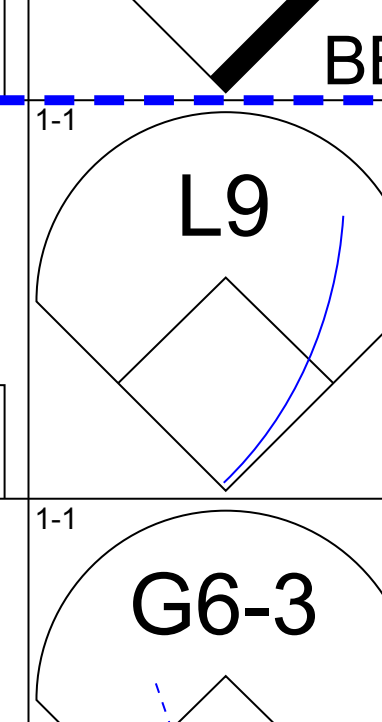
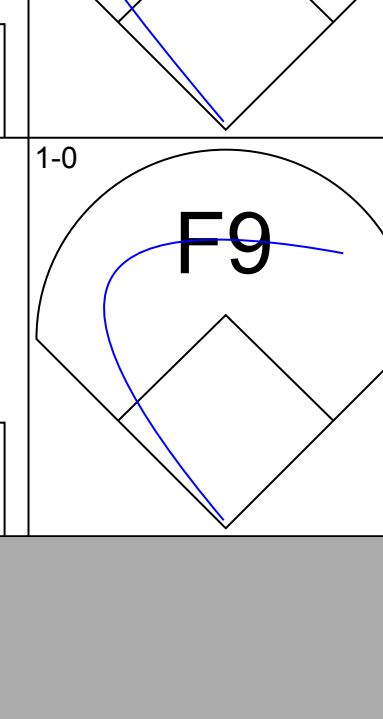
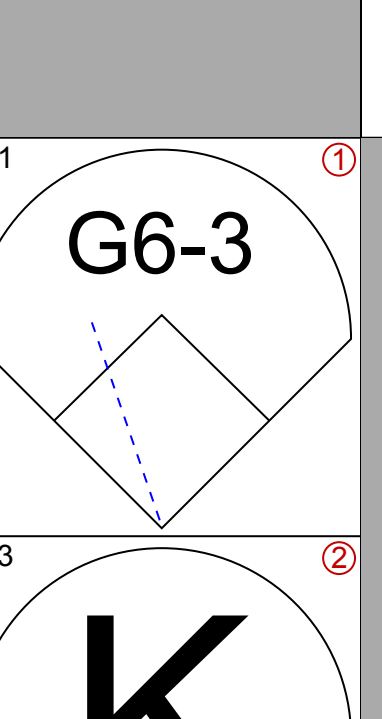
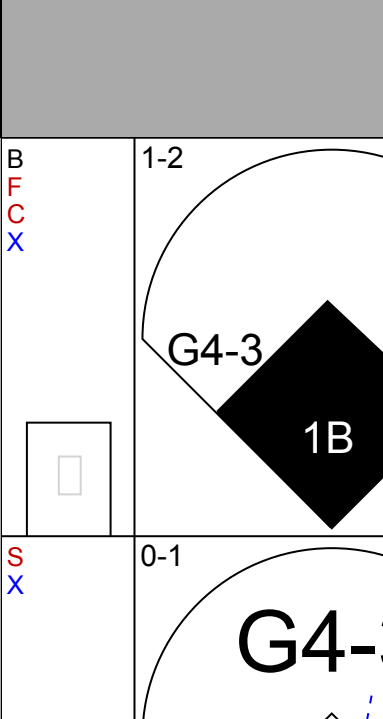
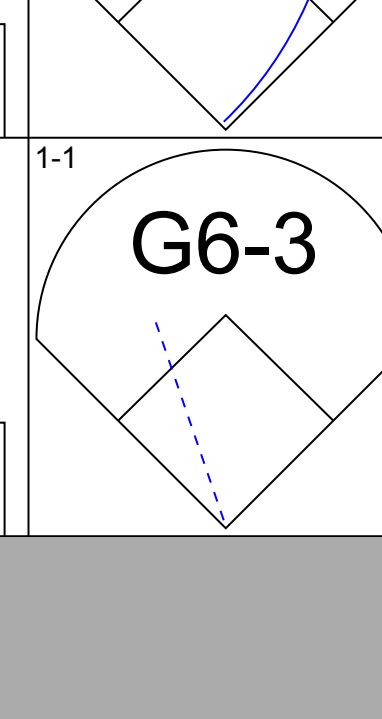
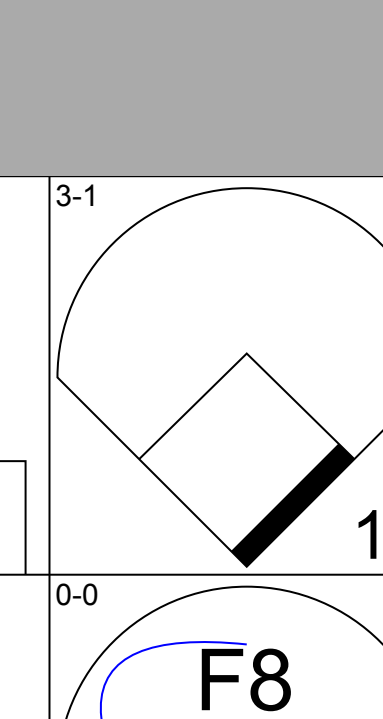
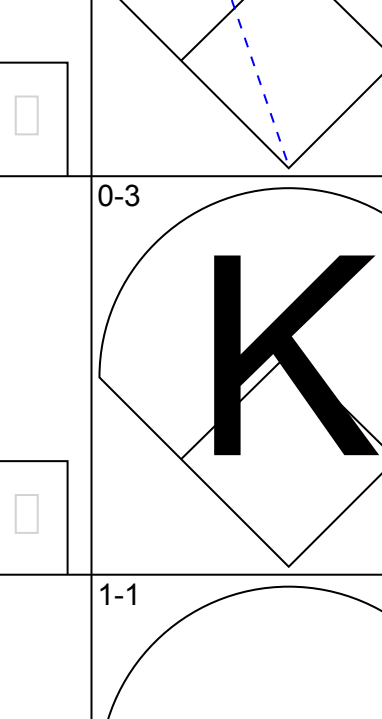
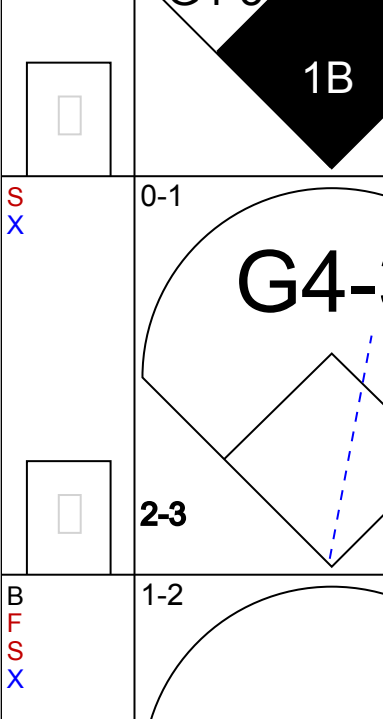
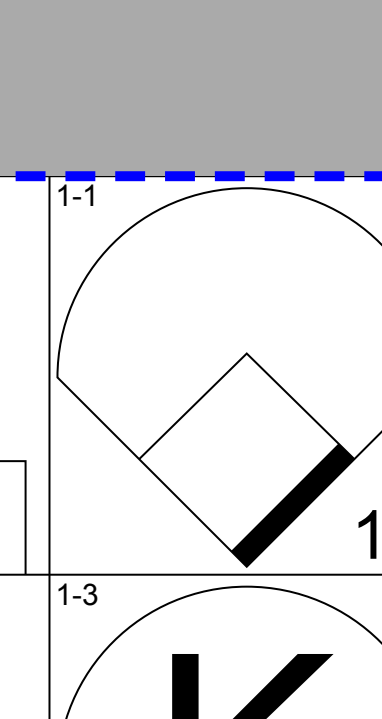

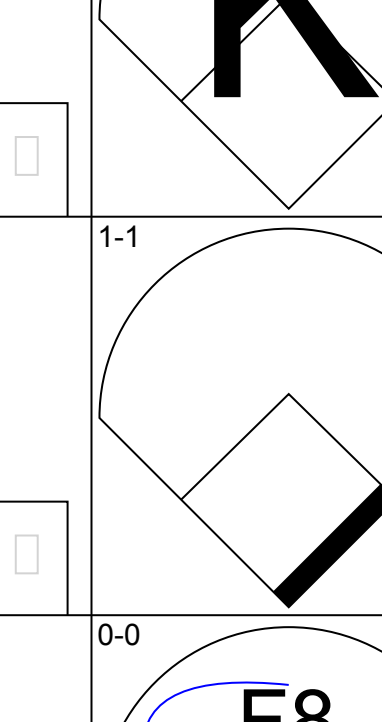
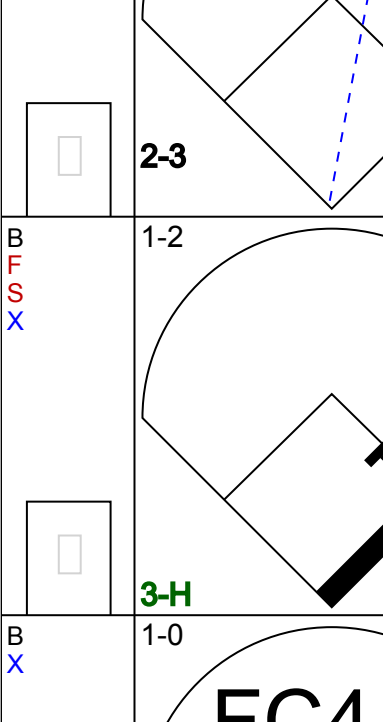
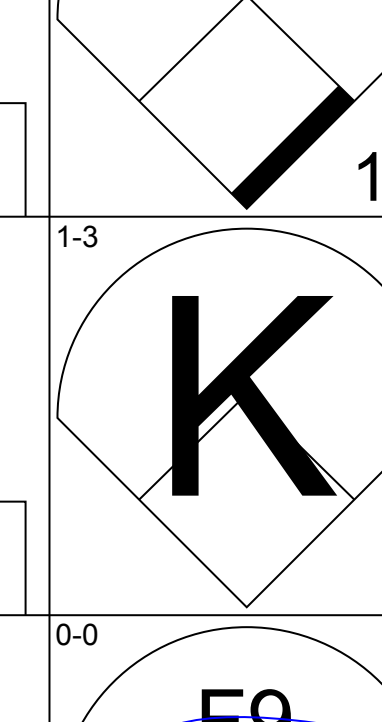

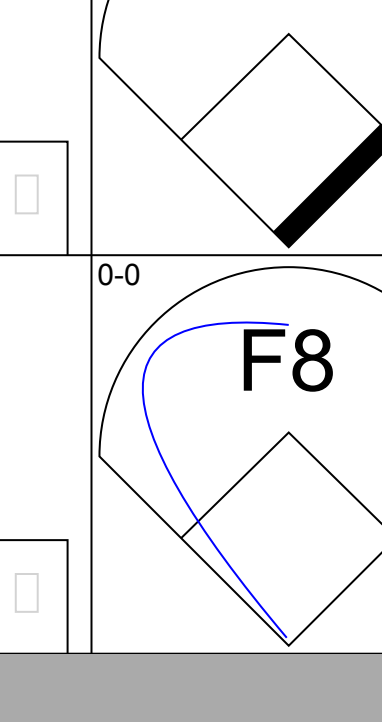
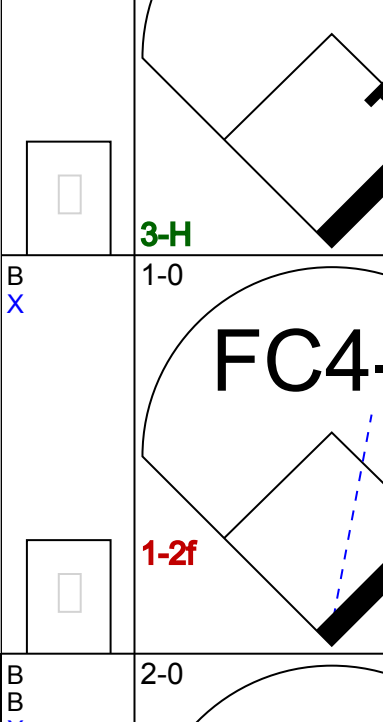
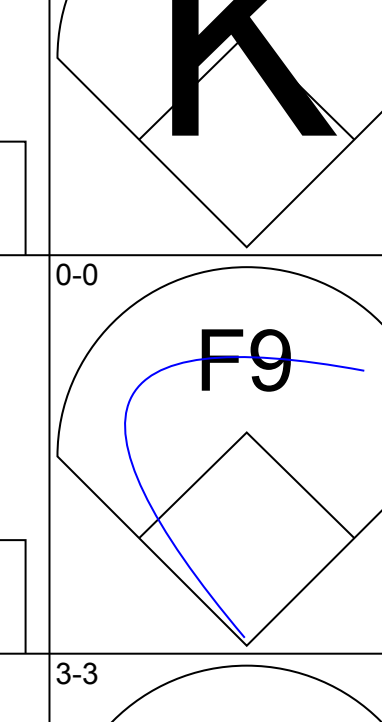

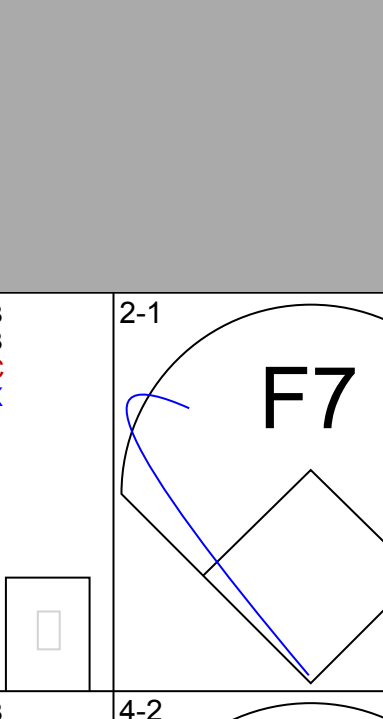
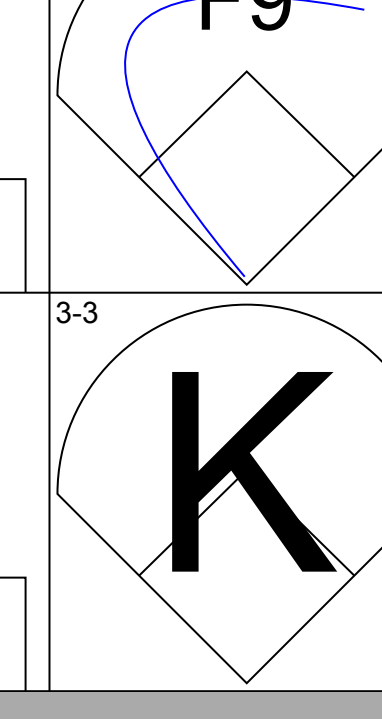
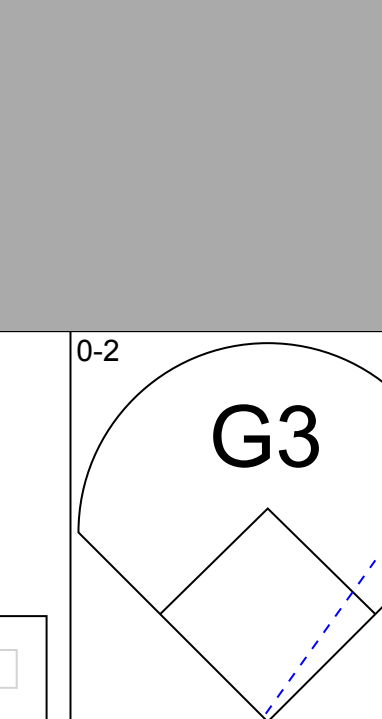
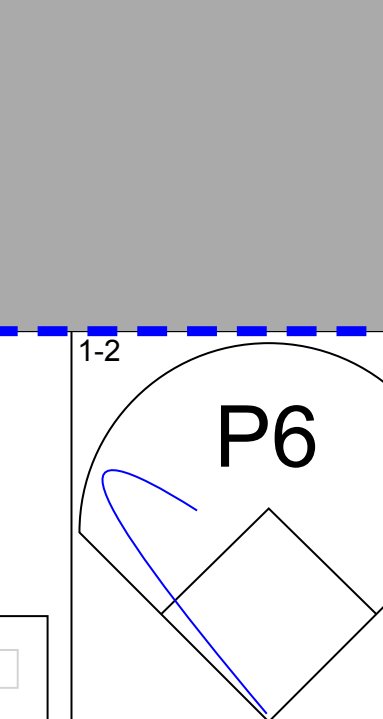
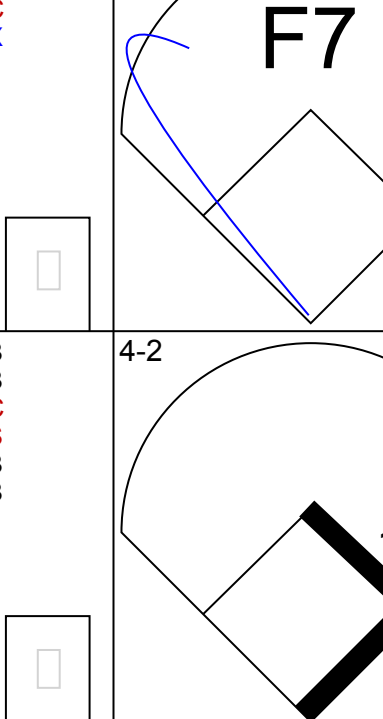
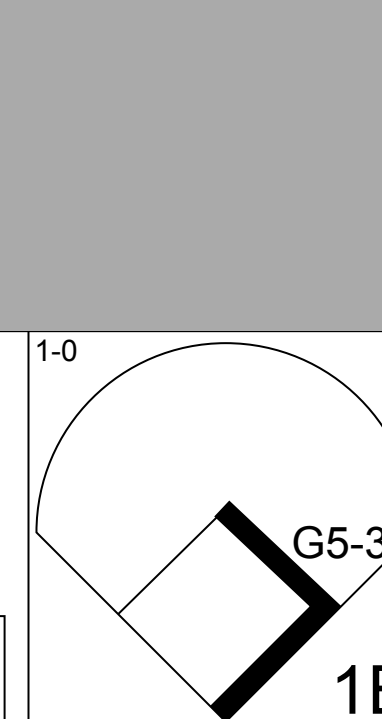
Batter	1	2	3	4	5	6	7	8	9	AB	R	H	RBI	BB	SO	LOB	BOTTOM				
<b>Luis Polonia, L</b> OBP: 0.319, SLG: 0.413 (1, 10)	K		P6	F9		F9											4 0 0 0 0 1 2				
<b>Rich Becker, L</b> OBP: 0.401, SLG: 0.416 (1, 9)	K		G4-3		F5	K											4 0 0 0 0 2 1				
<b>Bobby Higginson, L</b> OBP: 0.381, SLG: 0.577 (1, 7)	F8			F	HR												4 2 3 1 0 0 0				
<b>Dean Palmer, R</b> OBP: 0.352, SLG: 0.507 (1, 5)		FC6-4 G4-3 1B		F3	F7												4 0 1 0 0 1 2				
<b>Deivi Cruz, R</b> OBP: 0.308, SLG: 0.432 (1, 6)		G4-3		E7 2B	1B	2B		L9-3									4 2 2 1 0 0 2				
<b>Juan Encarnacion, R</b> OBP: 0.342, SLG: 0.418 (1, 8)				S 2B	2B				G6-3								3 1 2 2 1 0 0				
<b>Brad Ausmus, R</b> OBP: 0.340, SLG: 0.347 (1, 2)				K		G6-3											4 0 1 0 0 2 4				
<b>Damon Easley, R</b> OBP: 0.335, SLG: 0.367 (1, 4)		FC6-4		S 2B	BB												3 1 0 0 1 1 3				
<b>Shane Halter, R</b> OBP: 0.313, SLG: 0.363 (1, 3)				G6-3													3 0 1 2 1 0 1				
<b>Inning Stats</b>	R: 0 E: 0 K: 2 S: 9	H: 0 LOB: 0 BB: 0 P: 16	R: 0 E: 0 K: 1 S: 11	H: 1 LOB: 1 BB: 1 P: 21	R: 0 E: 0 K: 0 S: 8	H: 0 LOB: 0 BB: 0 P: 13	R: 4 E: 1 K: 1 S: 14	H: 4 LOB: 1 BB: 1 P: 28	R: 2 E: 0 K: 1 S: 10	H: 3 LOB: 1 BB: 0 P: 20	R: 0 E: 0 K: 1 S: 9	H: 0 LOB: 1 BB: 1 P: 15	R: 0 E: 0 K: 1 S: 9	H: 1 LOB: 1 BB: 0 P: 16	R: 0 E: 0 K: 1 S: 9	H: 1 LOB: 1 BB: 0 P: 16	1B: 4 2B: 6 3B: 0 HR: 1	SF: 0 SAC: 0 DP: 1 HBP: 0	WP: 0 PB: 0 SB: 3 CS: 0	PA: 36	
<b>PITCHER</b>	IP	WLS	BF	H	R	ER	SO	BB	IBB	HBP	BLK	WP	HR	S	P	ERA	WHIP				
<b>Steve Parris, R</b> ERA: 5.54 (1, 1)	4.2	L	23	7	6	6	4	2	0	0	0	0	0	49	91	11.57	1.929				
<b>Andy Larkin, R</b> ERA: 5.4 (5, 1)	0.2		4	1	0	0	0	1	0	0	0	0	0	5	13	0.00	3.000				
<b>Ron Villone, L</b> ERA: 5.97 (6, 1)	1.2		5	1	0	0	2	0	0	0	0	0	0	14	21	0.00	0.600				
<b>Scott Winchester, R</b> ERA: 3.38 (8, 1)	1.0		4	1	0	0	1	0	0	0	0	0	0	9	16	0.00	1.000				

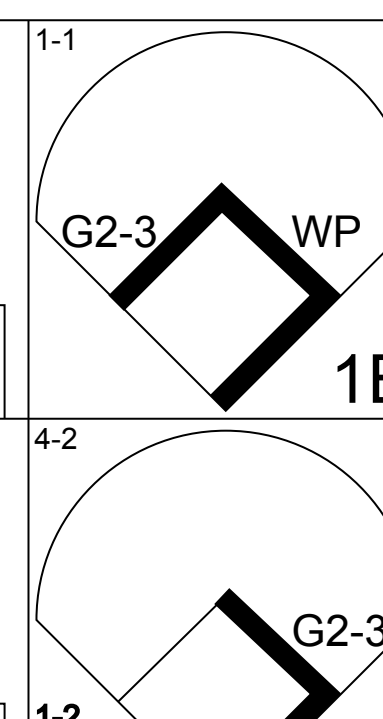
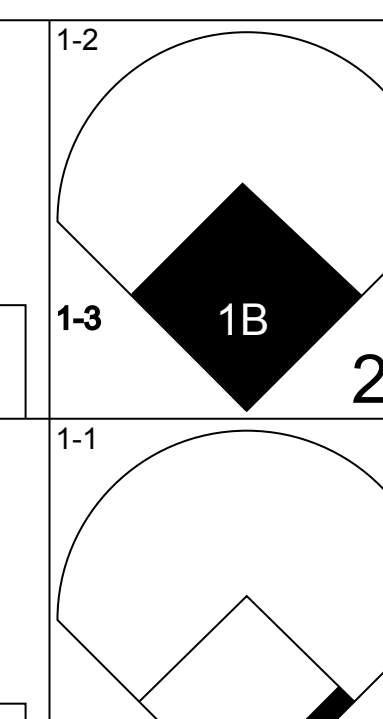
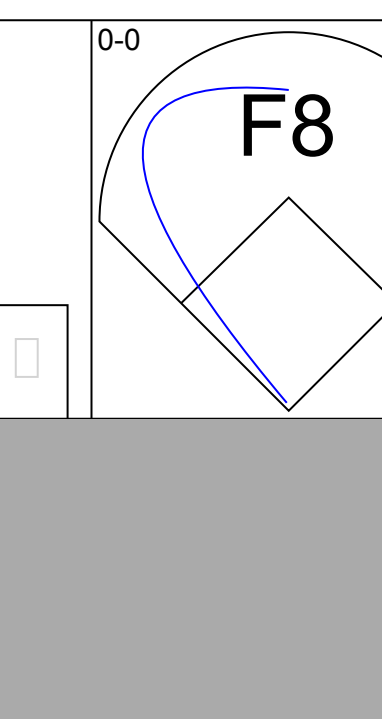
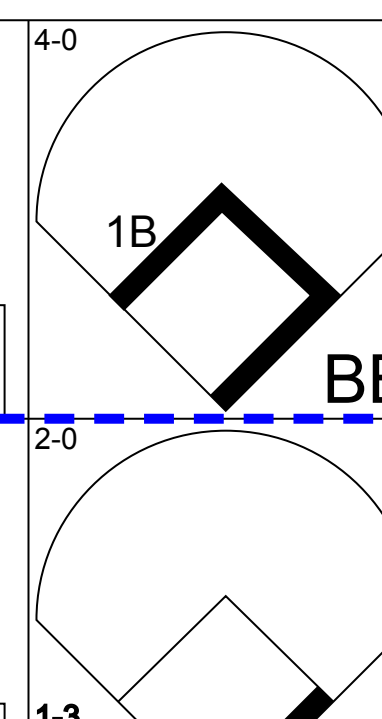
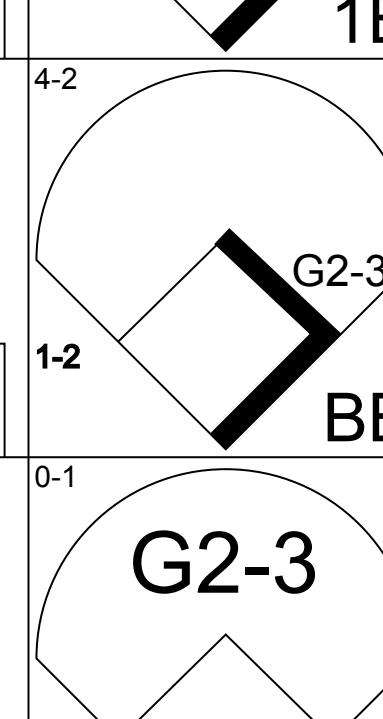
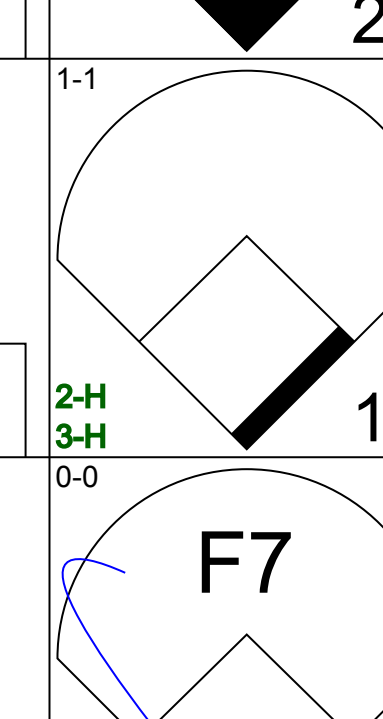
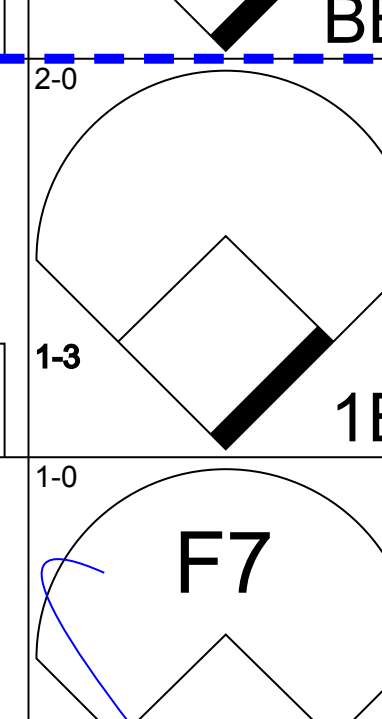
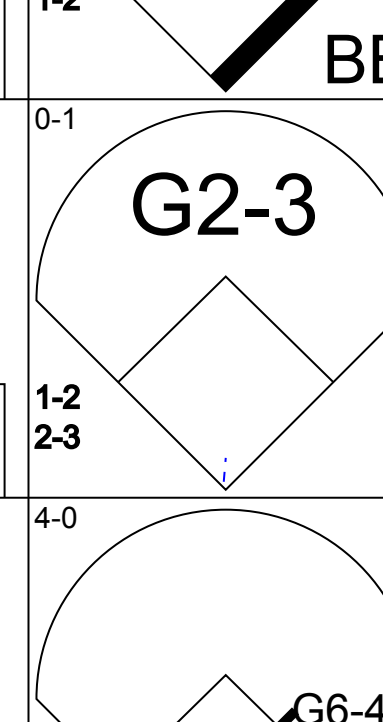
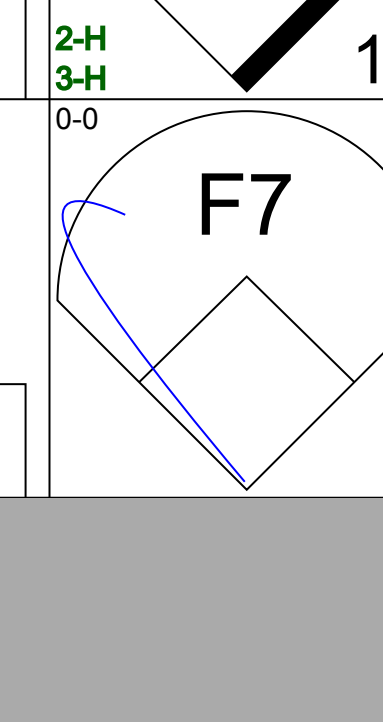
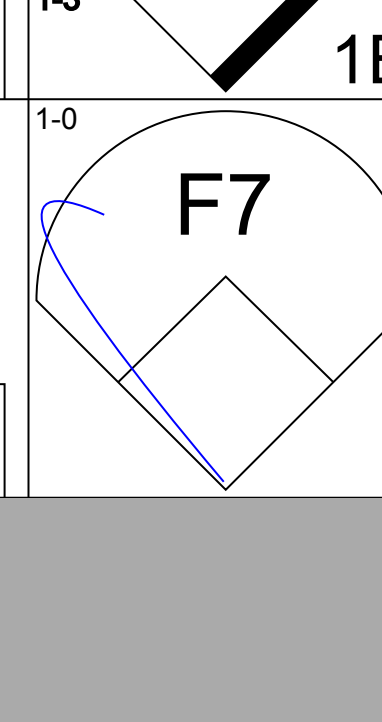
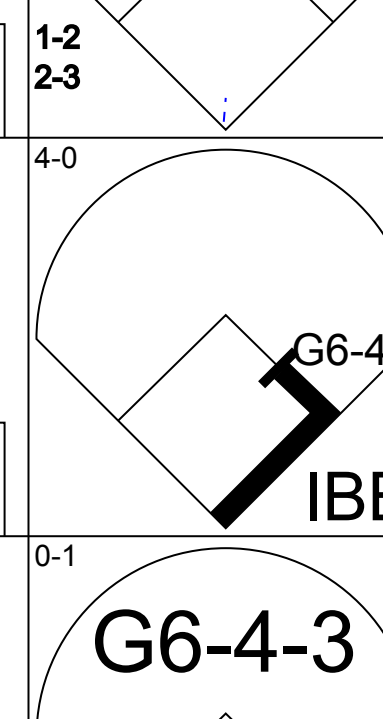


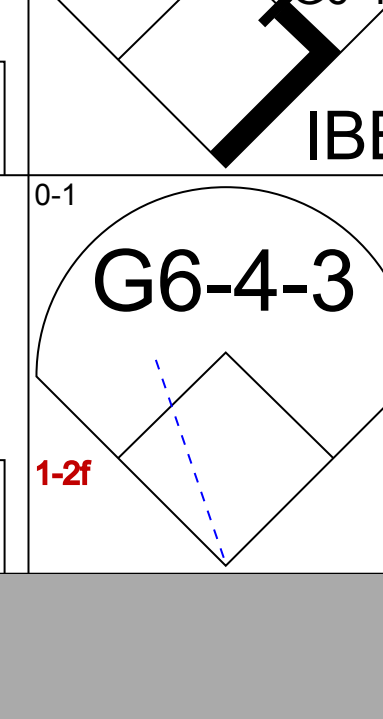
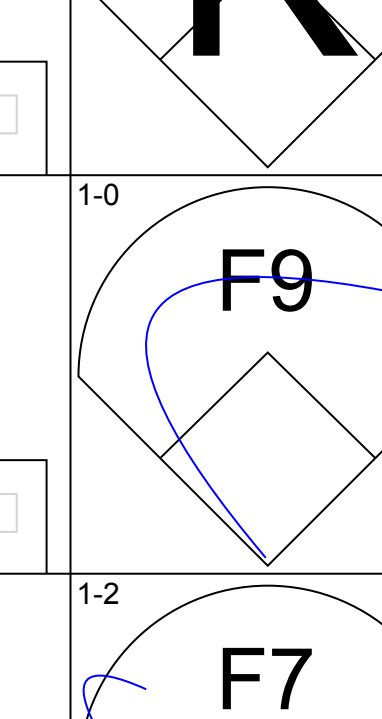

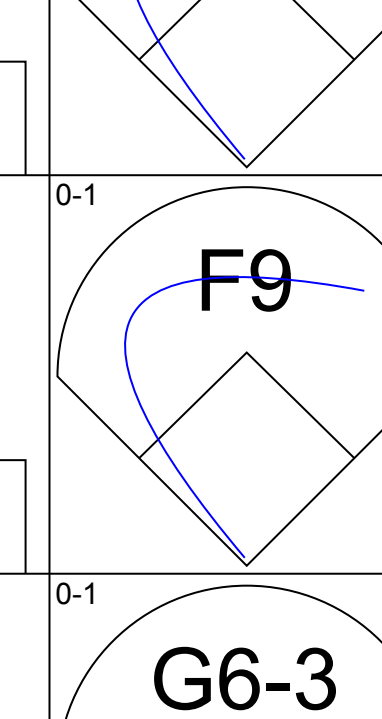
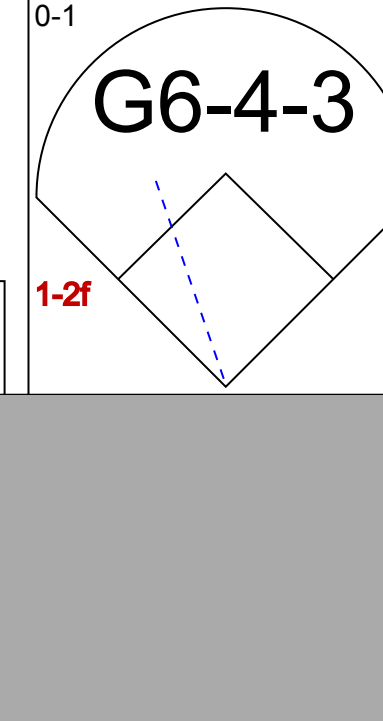
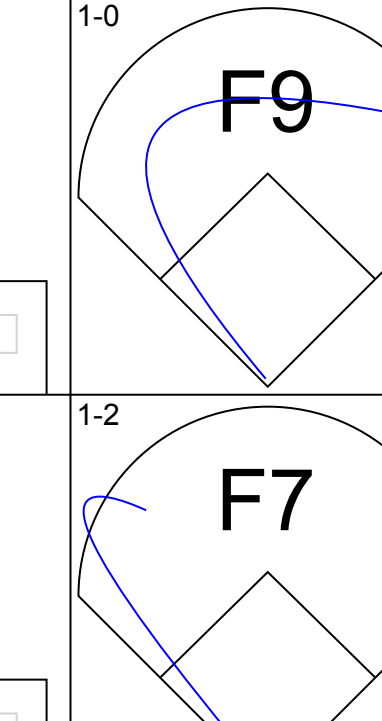
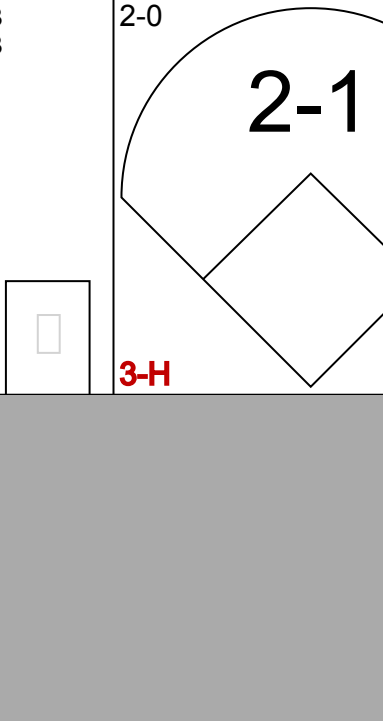
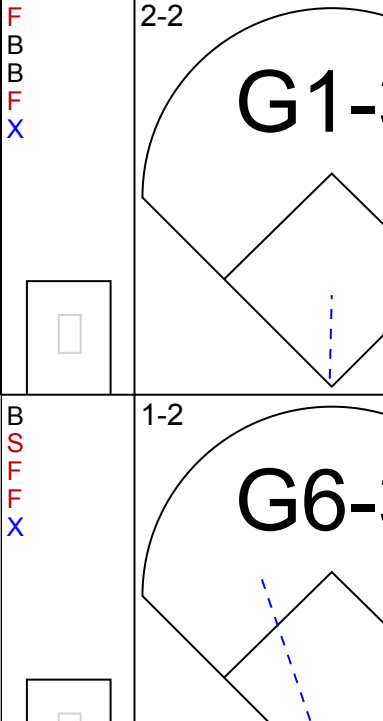
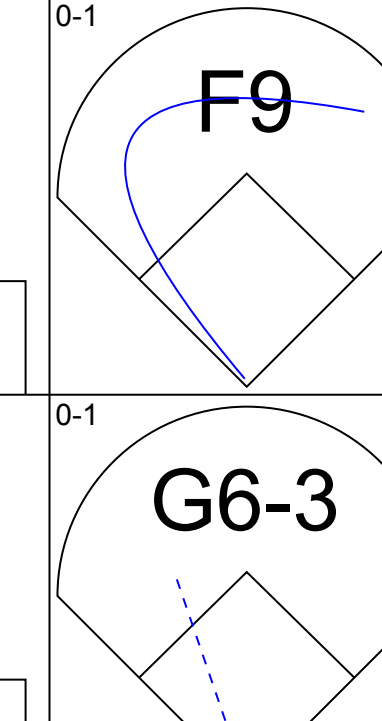
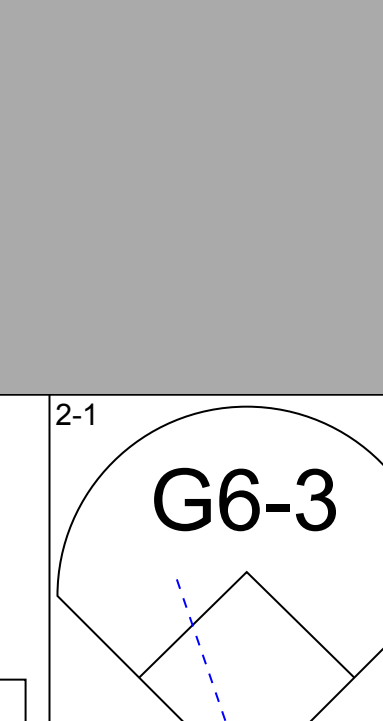
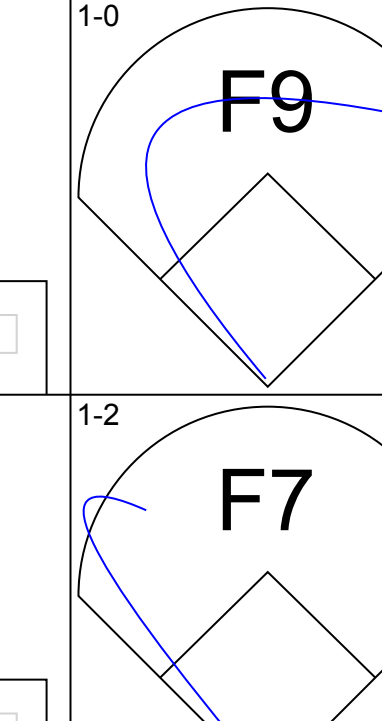
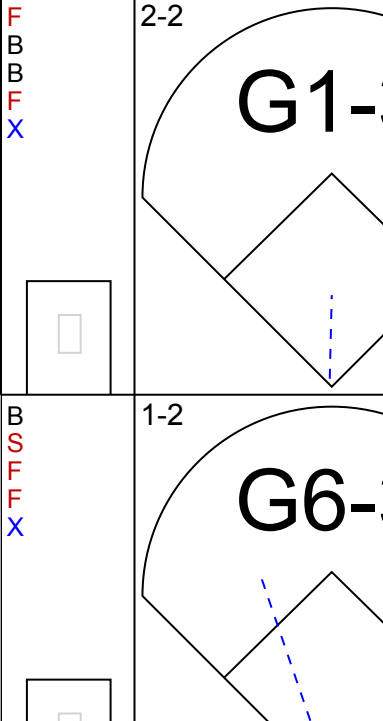
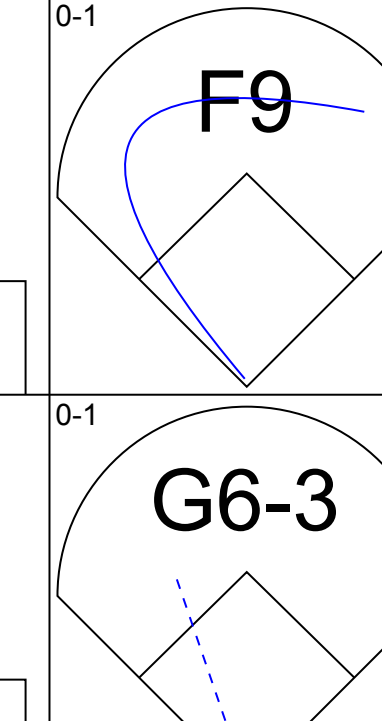
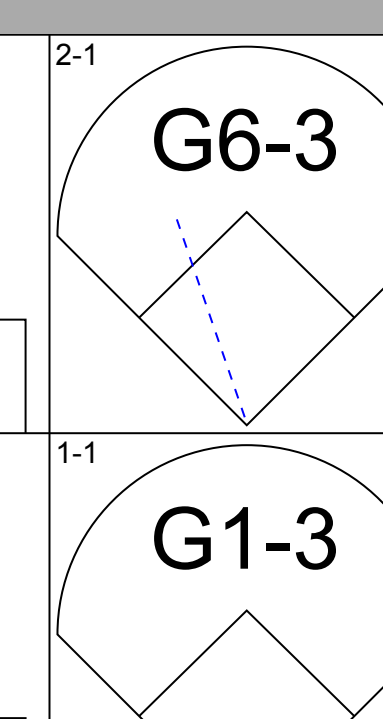
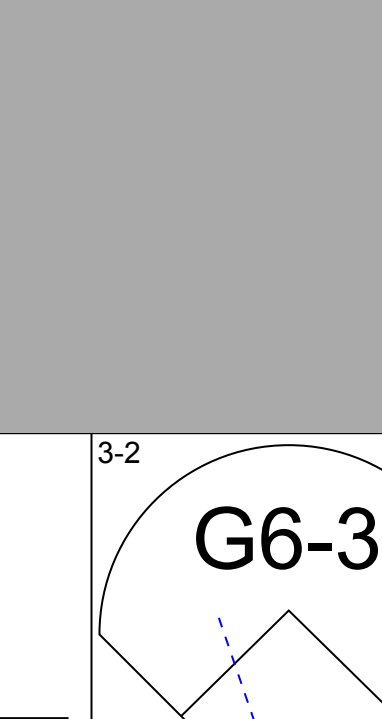
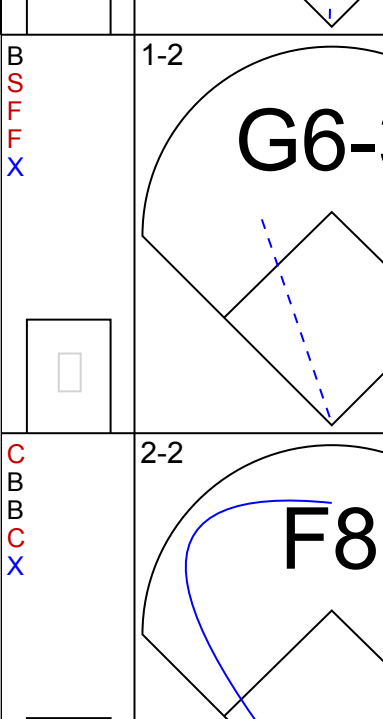
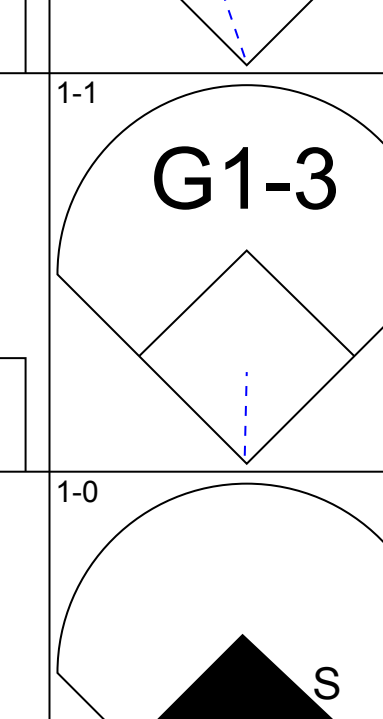
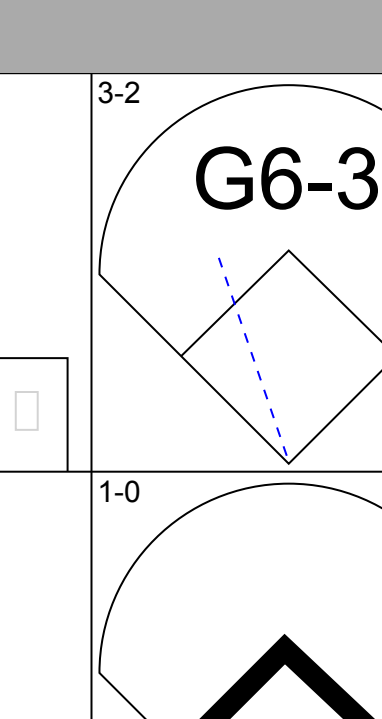
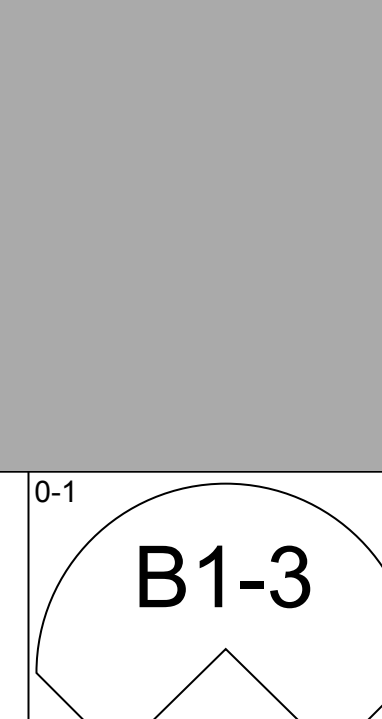
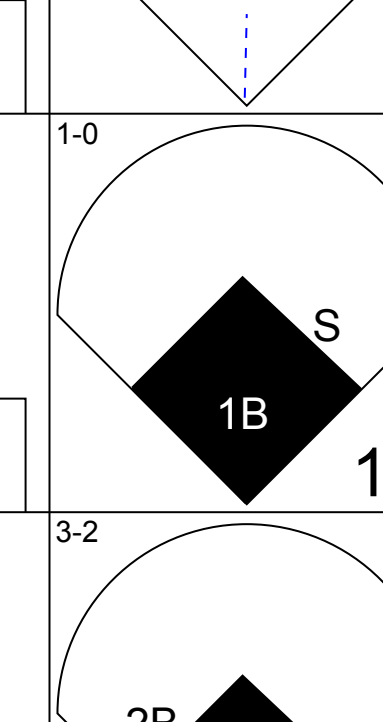
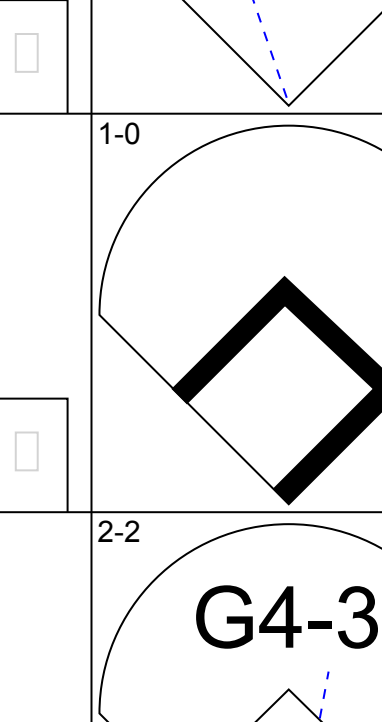
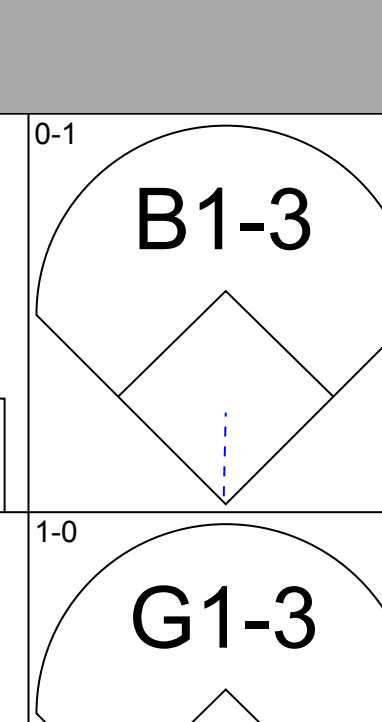
Cincinnati Reds @ Detroit Tigers  
Comerica Park, Detroit, MI  
Sun Jul 16 2000, 1:05 PM EDT  
Att: 40,637 - Cloudy - 73 F

AB	33
R	6
H	10
RBI	6
BB	3
SO	7
LOB	15





Batter	1	2	3	4	5	6	7	8	9	AB	R	H	RBI	BB	SO	LOB	TOP				
Chris Stynes, R OBP: 0.511, SLG: 0.700										5	0	2	0	0	1	1	Cincinnati Reds @ Detroit Tigers Comerica Park, Detroit, MI Mon Jul 17 2000, 7:05 PM EDT Att: 35,217 - Cloudy - 83 F				
Barry Larkin, R OBP: 0.399, SLG: 0.520										4	0	2	0	1	0	3					
Ken Griffey Jr., L OBP: 0.389, SLG: 0.558										4	0	0	0	0	1	6					
Dante Bichette, R OBP: 0.350, SLG: 0.478										4	1	1	0	0	0	3					
Sean Casey, L OBP: 0.352, SLG: 0.412										4	0	2	0	0	1	1					
Dmitri Young, S OBP: 0.326, SLG: 0.451										4	0	2	1	0	1	2					
Hal Morris, L OBP: 0.351, SLG: 0.381										4	0	0	0	0	0	4					
Pokey Reese, R OBP: 0.325, SLG: 0.406										4	0	0	0	0	1	3					
Benito Santiago, R OBP: 0.285, SLG: 0.353										0	0	0	0	0	0	0					
Eddie Taubensee, L OBP: 0.319, SLG: 0.344										3	0	1	0	1	0	0					
<b>Inning Stats</b>	R: 0 E: 0 K: 1 S: 9	H: 1 LOB: 1 BB: 0 P: 10	R: 0 E: 0 K: 0 S: 7	H: 1 LOB: 1 BB: 0 P: 12	R: 0 E: 0 K: 1 S: 9	H: 1 LOB: 1 BB: 0 P: 12	R: 0 E: 0 K: 1 S: 8	H: 1 LOB: 1 BB: 0 P: 9	R: 0 E: 0 K: 0 S: 9	H: 1 LOB: 2 BB: 1 P: 19	R: 1 E: 0 K: 0 S: 10	H: 2 LOB: 1 BB: 0 P: 15	R: 0 E: 0 K: 0 S: 8	H: 1 LOB: 2 BB: 1 P: 17	R: 0 E: 0 K: 2 S: 9	H: 1 LOB: 1 BB: 0 P: 14	R: 0 E: 0 K: 0 S: 10	H: 1 LOB: 0 BB: 0 P: 14	1B: 8 2B: 2 3B: 0 HR: 0	SF: 0 SAC: 0 DP: 1 HBP: 0	WP: 0 PA: 38 PB: 0 SB: 0 CS: 0
<b>PITCHER</b>	IP	WLS	BF	H	R	ER	SO	BB	IBB	HBP	BLK	WP	HR	S	P	ERA	WHIP				
Dave Milick, R ERA: 5.42	6.1	W	29	8	1	1	3	2	0	0	0	0	0	56	88	1.42	1.579				
C.J. Nitkowski, L ERA: 5.5	0.2	H	2	0	0	0	0	0	0	0	0	0	0	4	6	0.00	0.000				
Doug Brocail, R ERA: 4.32	1.0	H	4	1	0	0	2	0	0	0	0	0	0	9	14	0.00	1.000				
Todd Jones, R ERA: 2.38	1.0	S	3	1	0	0	0	0	0	0	0	0	0	10	14	0.00	1.000				

Batter	1	2	3	4	5	6	7	8	9	AB	R	H	RBI	BB	SO	LOB	BOTTOM				
Luis Polonia, L OBP: 0.326, SLG: 0.420										3	1	2	0	1	0	1	Cincinnati Reds @ Detroit Tigers Comerica Park, Detroit, MI Mon Jul 17 2000, 7:05 PM EDT Att: 35,217 - Cloudy - 83 F				
Rich Becker, L OBP: 0.405, SLG: 0.417										2	0	1	2	1	0	0					
Wendell Magee, R OBP: 0.329, SLG: 0.526										1	0	1	0	0	0	0					
Bobby Higginson, L OBP: 0.377, SLG: 0.570										4	0	0	0	0	0	5					
Dean Palmer, R OBP: 0.354, SLG: 0.512										3	0	1	0	1	1	0					
Deivi Cruz, R OBP: 0.304, SLG: 0.426										4	0	0	0	0	0	3					
Juan Encarnacion, R OBP: 0.338, SLG: 0.413										4	0	0	0	0	0	0					
Brad Ausmus, R OBP: 0.337, SLG: 0.343										3	0	0	0	0	0	0					
Damon Easley, R OBP: 0.339, SLG: 0.381										3	1	2	0	0	0	0					
Shane Halter, R OBP: 0.313, SLG: 0.362										3	1	1	1	0	0	1					
<b>Inning Stats</b>	R: 0 E: 0 K: 0 S: 8	H: 1 LOB: 2 BB: 2 P: 17	R: 3 E: 0 K: 0 S: 14	H: 4 LOB: 1 BB: 0 P: 23	R: 0 E: 0 K: 1 S: 7	H: 0 LOB: 0 BB: 0 P: 10	R: 0 E: 0 K: 0 S: 8	H: 1 LOB: 1 BB: 0 P: 14	R: 0 E: 0 K: 0 S: 5	H: 0 LOB: 0 BB: 0 P: 15	R: 0 E: 0 K: 0 S: 5	H: 1 LOB: 2 BB: 1 P: 13	R: 0 E: 0 K: 0 S: 5	H: 0 LOB: 0 BB: 0 P: 6	R: 0 E: 0 K: 0 S: 5	H: 0 LOB: 0 BB: 0 P: 6	1B: 5 2B: 1 3B: 2 HR: 0	SF: 0 SAC: 0 DP: 1 HBP: 0	WP: 1 PA: 33 PB: 0 SB: 1 CS: 0		
<b>PITCHER</b>	IP	WLS	BF	H	R	ER	SO	BB	IBB	HBP	BLK	WP	HR	S	P	ERA	WHIP				
Larry Luebbers, R ERA: 4.05	6.2	L	29	7	3	3	1	2	1	0	0	0	0	55	96	4.05	1.350				
Dennys Reyes, L ERA: 5.46	0.1		2	1	0	0	0	0	0	0	0	0	0	2	5	0.00	3.000				
Scott Sullivan, R ERA: 4.31	1.0		3	0	0	0	0	0	0	0	0	0	0	5	6	0.00	0.000				

AB 36  
R 1  
H 10  
RBI 1  
BB 2  
SO 5  
LOB 23



AB 30  
R 3  
H 8  
RBI 3  
BB 3  
SO 1  
LOB 10





Batter	1	2	3	4	5	6	7	8	9	AB	R	H	RBI	BB	SO	LOB	TOP								
Chris Stynes, R (1, 5) OBP: 0.514, SLG: 0.704 Juan Castro, R (9, 5) OBP: 0.268, SLG: 0.388	2-1 G4-3 1B 2B	1-1 1B		2-3 K		3-1 2H 1B		0-2 G6-3	5 1 3 1 0 1 0 0																
Barry Larkin, R (1, 6) OBP: 0.399, SLG: 0.518	1-0 G4-3	3-2 1B			1-2 G1-3		0-0 1B 1B	5 0 2 0 0 0 0 1																	
Ken Griffey Jr., L (1, 8) OBP: 0.386, SLG: 0.552	2-3 K	1-1 L4			1-1 F7		0-0 1B G4-6-3 1B	5 0 1 0 0 1 0 1 3																	
Dante Bichette, R (1, 9) OBP: 0.351, SLG: 0.478	0-0 1B 1B		1-1 L3		0-2 1B		3-2 F7	4 1 2 1 0 0 0 2																	
Sean Casey, L (1, 3) OBP: 0.350, SLG: 0.409	1-0 1B 1-2 1B		0-2 G4-3		2-2 G3		1-1 G4-6-3	4 0 1 0 0 0 0 3																	
Dmitri Young, S (1, 10) OBP: 0.331, SLG: 0.464	2-2 1B 1-3 2H 1B		1-0 HR		0-0 G4-6-3 1B 2B		1-1 G5-3	4 2 3 2 0 0 0 0																	
Alex Ochoa, R (1, 7) OBP: 0.380, SLG: 0.505	2-2 G1-3		1-0 G5-3		2-2 G4-6-3 1B		4-2 1B BB	3 0 1 0 1 0 0 2																	
Eddie Taubensee, L (1, 2)		0-3 K		1-1 G4-3		0-0 G4-6-3 1B	1-0 G5-4-3 1B	4 0 1 0 0 1 0 2																	
Pokey Reese, R (1, 4) OBP: 0.324, SLG: 0.408		0-2 P4		2-3 K		2-2 1B 2B	0-2 G5-4-3	4 1 1 1 0 1 0 2																	
<b>Inning Stats</b>	R: 2 E: 0 K: 1 S: 16	H: 4 LOB: 2 BB: 0 P: 26	R: 0 E: 0 K: 1 S: 16	H: 2 LOB: 2 BB: 0 P: 21	R: 1 E: 0 K: 0 S: 7	H: 1 LOB: 0 BB: 0 P: 10	R: 0 E: 0 K: 2 S: 9	H: 0 LOB: 0 BB: 0 P: 14	R: 0 E: 0 K: 0 S: 11	H: 1 LOB: 1 BB: 0 P: 15	R: 2 E: 0 K: 0 S: 10	H: 4 LOB: 1 BB: 0 P: 17	R: 0 E: 0 K: 0 S: 10	H: 2 LOB: 1 BB: 0 P: 13	R: 0 E: 0 K: 0 S: 10	H: 1 LOB: 1 BB: 1 P: 16	R: 0 E: 0 K: 0 S: 9	H: 0 LOB: 0 BB: 0 P: 11	1B: 12 2B: 2 3B: 0 HR: 1	SF: 0 SAC: 0 DP: 3 HBP: 0	WP: 0 PB: 0 SB: 0 CS: 0	PA: 39			
<b>PITCHER</b>	IP WLS BF H R ER SO BB IBB HBP BLK WP HR S P ERA WHIP	IP WLS BF H R ER SO BB IBB HBP BLK WP HR S P ERA WHIP	IP WLS BF H R ER SO BB IBB HBP BLK WP HR S P ERA WHIP	IP WLS BF H R ER SO BB IBB HBP BLK WP HR S P ERA WHIP	IP WLS BF H R ER SO BB IBB HBP BLK WP HR S P ERA WHIP	IP WLS BF H R ER SO BB IBB HBP BLK WP HR S P ERA WHIP	IP WLS BF H R ER SO BB IBB HBP BLK WP HR S P ERA WHIP	IP WLS BF H R ER SO BB IBB HBP BLK WP HR S P ERA WHIP	IP WLS BF H R ER SO BB IBB HBP BLK WP HR S P ERA WHIP	IP WLS BF H R ER SO BB IBB HBP BLK WP HR S P ERA WHIP	IP WLS BF H R ER SO BB IBB HBP BLK WP HR S P ERA WHIP	IP WLS BF H R ER SO BB IBB HBP BLK WP HR S P ERA WHIP	IP WLS BF H R ER SO BB IBB HBP BLK WP HR S P ERA WHIP	IP WLS BF H R ER SO BB IBB HBP BLK WP HR S P ERA WHIP	IP WLS BF H R ER SO BB IBB HBP BLK WP HR S P ERA WHIP	IP WLS BF H R ER SO BB IBB HBP BLK WP HR S P ERA WHIP	IP WLS BF H R ER SO BB IBB HBP BLK WP HR S P ERA WHIP	IP WLS BF H R ER SO BB IBB HBP BLK WP HR S P ERA WHIP	IP WLS BF H R ER SO BB IBB HBP BLK WP HR S P ERA WHIP	IP WLS BF H R ER SO BB IBB HBP BLK WP HR S P ERA WHIP	IP WLS BF H R ER SO BB IBB HBP BLK WP HR S P ERA WHIP	IP WLS BF H R ER SO BB IBB HBP BLK WP HR S P ERA WHIP	IP WLS BF H R ER SO BB IBB HBP BLK WP HR S P ERA WHIP	IP WLS BF H R ER SO BB IBB HBP BLK WP HR S P ERA WHIP	IP WLS BF H R ER SO BB IBB HBP BLK WP HR S P ERA WHIP

Cincinnati Reds @ Detroit Tigers  
Comerica Park, Detroit, MI  
Tue Jul 18 2000, 7:05 PM EDT  
Att: 38,255 - Cloudy - 72 F

AB	38
R	5
H	15
RBI	5
BB	1
SO	4
LOB	15



Batter	1	2	3	4	5	6	7	8	9	AB	R	H	RBI	BB	SO	LOB	BOTTOM									
Luis Polonia, L (1, 10) OBP: 0.331, SLG: 0.426	1-1 G6-3		4-1 BB 2B	2-2 E9 1B		1-0 2H 2B		0-1 G4-3	4 1 2 1 1 0 0 0																	
Rich Becker, L (1, 9) OBP: 0.400, SLG: 0.407	1-2 G1-3		4-1 2B BB	1-1 F8		1-3 K		0-0 G6-3	4 0 0 0 0 1 1 2																	
Bobby Higginson, L (1, 7) OBP: 0.377, SLG: 0.570	0-0 G1-3		2-0 1-3 2H 2B		3-2 L9		3-3 K	5 0 2 1 0 1 0 0																		
Dean Palmer, R (1, 5) OBP: 0.348, SLG: 0.503		2-1 F9	1-0 P4		2-1 G6-3		1-3 K	5 0 0 0 0 0 1 3																		
Deivi Cruz, R (1, 6) OBP: 0.307, SLG: 0.427		1-1 FC6-4 G4-3 1B	0-1 G1-3		0-2 1B		0-0 G6-3	4 0 2 0 0 0 0 2																		
Juan Encarnacion, R (1, 8) OBP: 0.340, SLG: 0.412		1-2 G4-3		1-0 2B HBP		0-0 P4		0-0 1B	3 1 1 0 0 0 0 2																	
Brad Ausmus, R (1, 2) OBP: 0.342, SLG: 0.350		4-2 FC6-4 BB		1-1 1H 1B 2B		0-0 G5-3 2B 1B		1-3 K	3 2 2 1 1 1 1 1																	
Damon Easley, R (1, 4) OBP: 0.337, SLG: 0.379		2-2 FC6-4		1-1 P1-3 1B		1-2 G5-3		0-3 K	4 0 1 1 0 1 0 4																	
Shane Halter, R (1, 3) OBP: 0.307, SLG: 0.354 Jose Macias, S (8, PH) OBP: 0.321, SLG: 0.307 Eric Munson, L (9, 3)			1-0 G6-3	1-0 P1-3		0-1 G6-3		1-3 K2-3	3 0 0 0 0 0 0 2 1 0 0 0 0 1 1 0 0 0 0 0 0 0																	
<b>Inning Stats</b>	R: 0 E: 0 K: 0 S: 6	H: 0 LOB: 0 BB: 0 P: 8	R: 0 E: 0 K: 0 S: 12	H: 1 LOB: 2 BB: 1 P: 22	R: 1 E: 0 K: 0 S: 7	H: 1 LOB: 2 BB: 2 P: 19	R: 2 E: 0 K: 0 S: 11	H: 3 LOB: 1 BB: 0 P: 18	R: 0 E: 0 K: 0 S: 9	H: 1 LOB: 1 BB: 0 P: 14	R: 1 E: 0 K: 1 S: 10	H: 2 LOB: 1 BB: 0 P: 13	R: 0 E: 0 K: 2 S: 9	H: 0 LOB: 0 BB: 0 P: 13	R: 0 E: 0 K: 3 S: 11	H: 1 LOB: 1 BB: 0 P: 13	R: 0 E: 0 K: 0 S: 7	H: 1 LOB: 1 BB: 0 P: 8	1B: 7 2B: 4 3B: 0 HR: 0	SF: 0 SAC: 0 DP: 1 HBP: 1	WP: 0 PB: 0 SB: 0 CS: 0	PA: 40				
<b>PITCHER</b>	IP WLS BF H R ER SO BB IBB HBP BLK WP HR S P ERA WHIP	IP WLS BF H R ER SO BB IBB HBP BLK WP HR S P ERA WHIP	IP WLS BF H R ER SO BB IBB HBP BLK WP HR S P ERA WHIP	IP WLS BF H R ER SO BB IBB HBP BLK WP HR S P ERA WHIP	IP WLS BF H R ER SO BB IBB HBP BLK WP HR S P ERA WHIP	IP WLS BF H R ER SO BB IBB HBP BLK WP HR S P ERA WHIP	IP WLS BF H R ER SO BB IBB HBP BLK WP HR S P ERA WHIP	IP WLS BF H R ER SO BB IBB HBP BLK WP HR S P ERA WHIP	IP WLS BF H R ER SO BB IBB HBP BLK WP HR S P ERA WHIP	IP WLS BF H R ER SO BB IBB HBP BLK WP HR S P ERA WHIP	IP WLS BF H R ER SO BB IBB HBP BLK WP HR S P ERA WHIP	IP WLS BF H R ER SO BB IBB HBP BLK WP HR S P ERA WHIP	IP WLS BF H R ER SO BB IBB HBP BLK WP HR S P ERA WHIP	IP WLS BF H R ER SO BB IBB HBP BLK WP HR S P ERA WHIP	IP WLS BF H R ER SO BB IBB HBP BLK WP HR S P ERA WHIP	IP WLS BF H R ER SO BB IBB HBP BLK WP HR S P ERA WHIP	IP WLS BF H R ER SO BB IBB HBP BLK WP HR S P ERA WHIP	IP WLS BF H R ER SO BB IBB HBP BLK WP HR S P ERA WHIP	IP WLS BF H R ER SO BB IBB HBP BLK WP HR S P ERA WHIP	IP WLS BF H R ER SO BB IBB HBP BLK WP HR S P ERA WHIP	IP WLS BF H R ER SO BB IBB HBP BLK WP HR S P ERA WHIP	IP WLS BF H R ER SO BB IBB HBP BLK WP HR S P ERA WHIP	IP WLS BF H R ER SO BB IBB HBP BLK WP HR S P ERA WHIP	IP WLS BF H R ER SO BB IBB HBP BLK WP HR S P ERA WHIP	IP WLS BF H R ER SO BB IBB HBP BLK WP HR S P ERA WHIP	IP WLS BF H R ER SO BB IBB HBP BLK WP HR S P ERA WHIP

Cincinnati Reds @ Detroit Tigers  
Comerica Park, Detroit, MI  
Tue Jul 18 2000, 7:05 PM EDT  
Att: 38,255 - Cloudy - 72 F

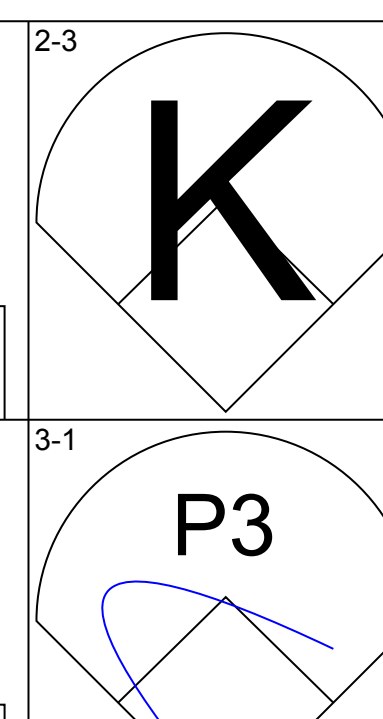
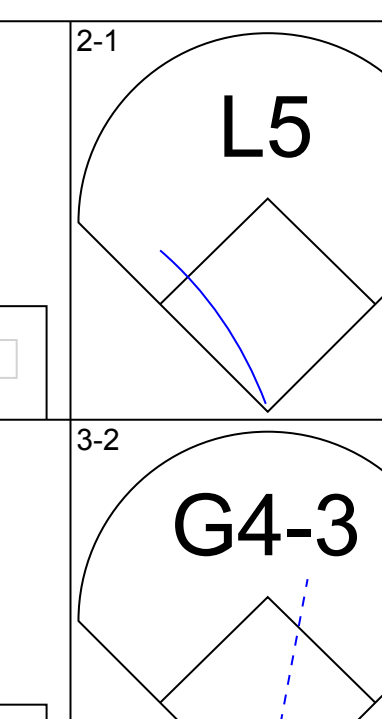
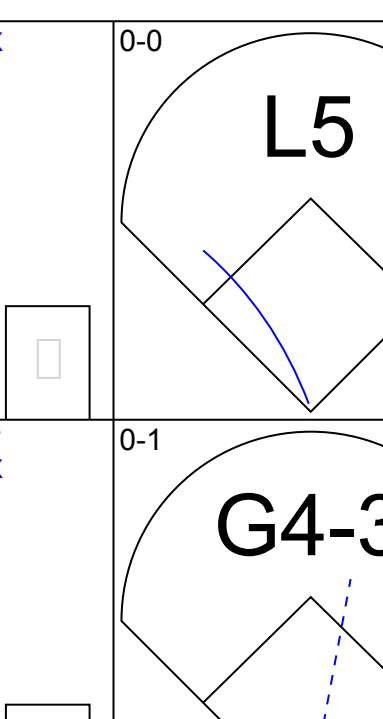
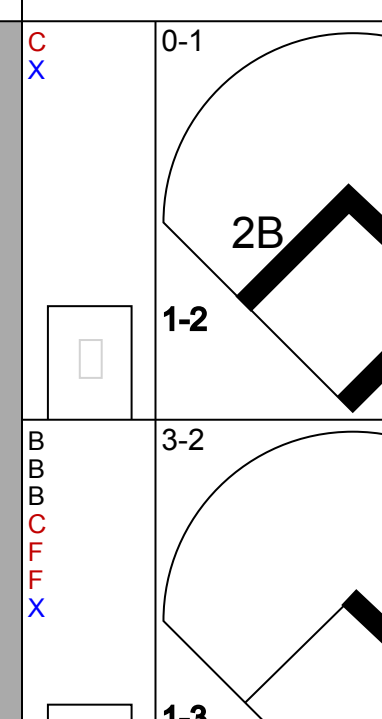
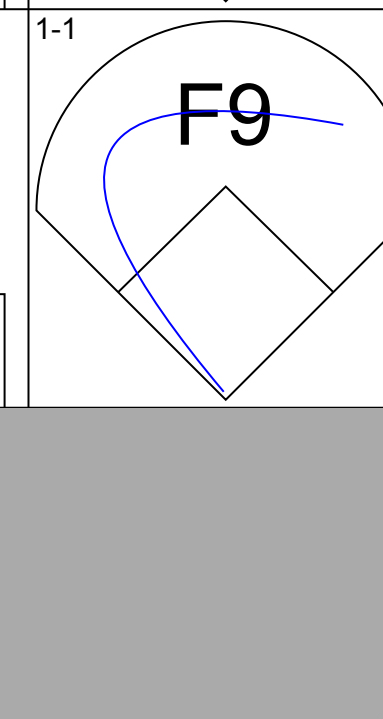


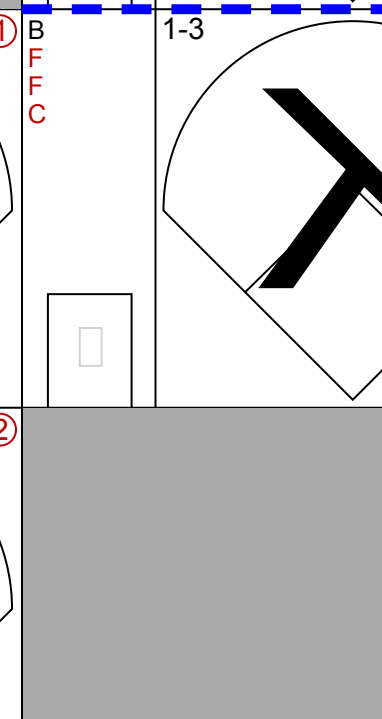

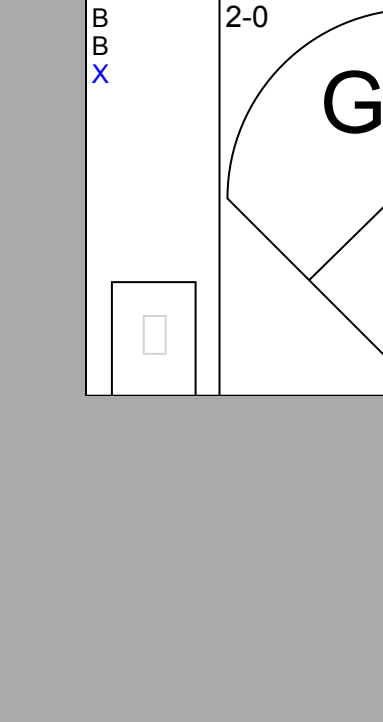
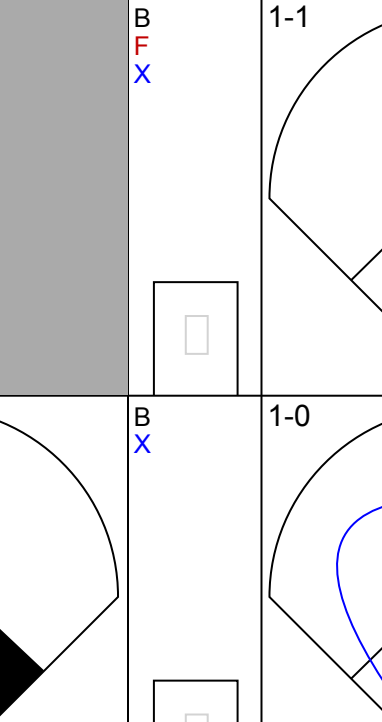

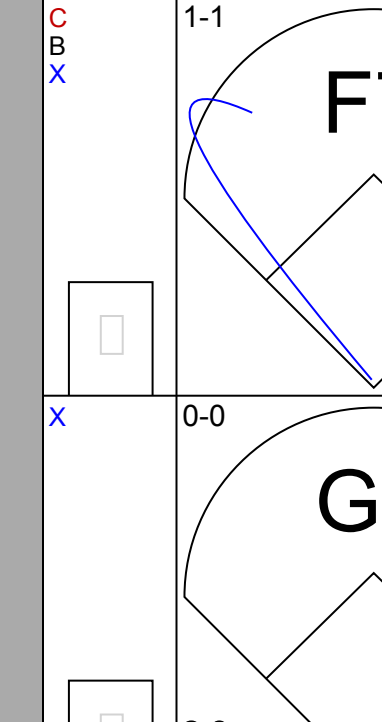
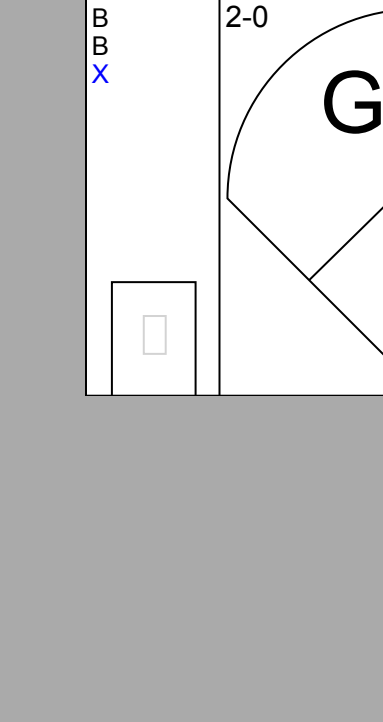
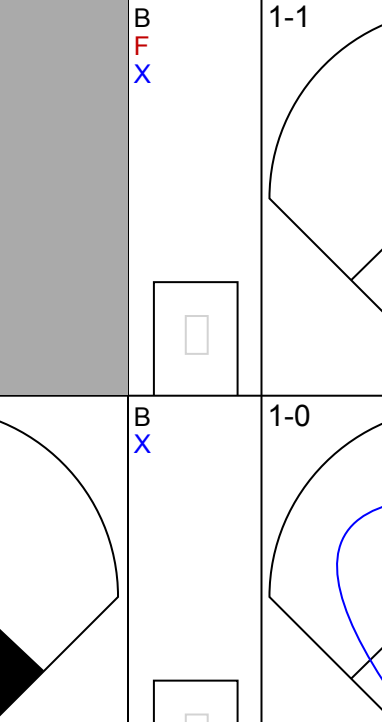
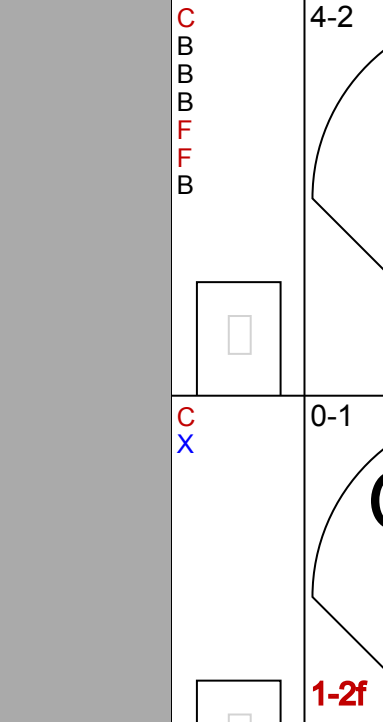


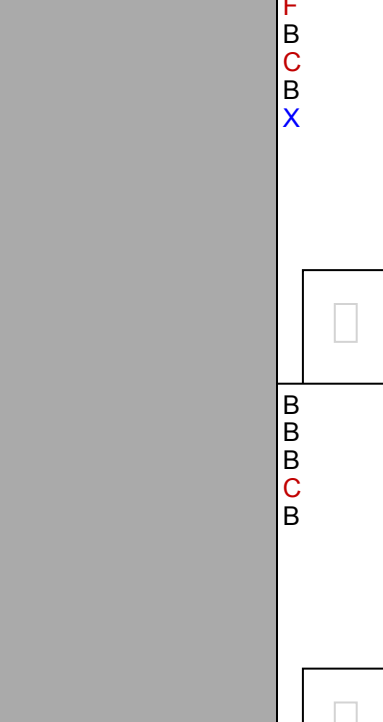
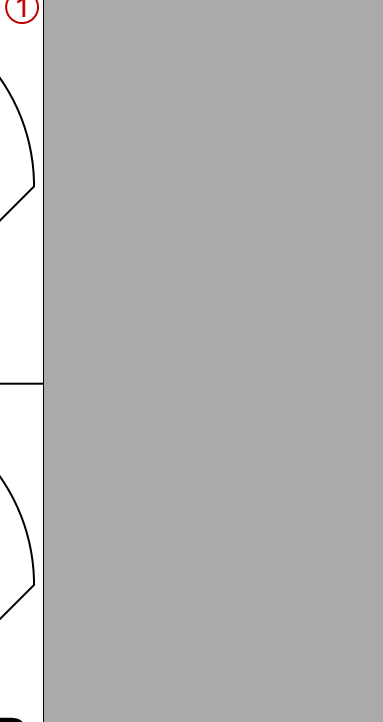
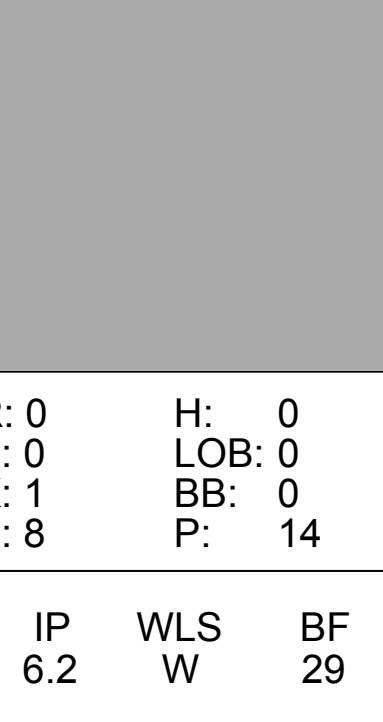
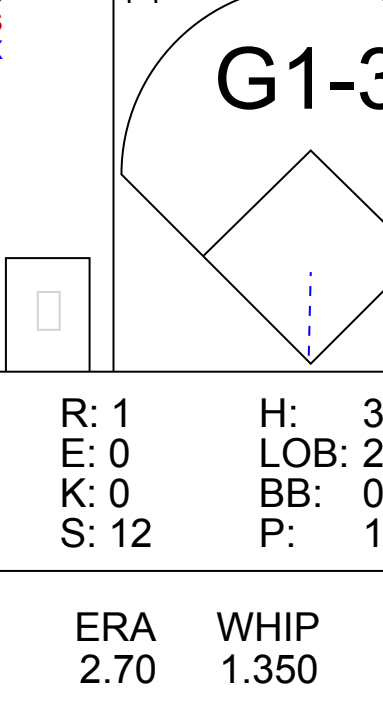
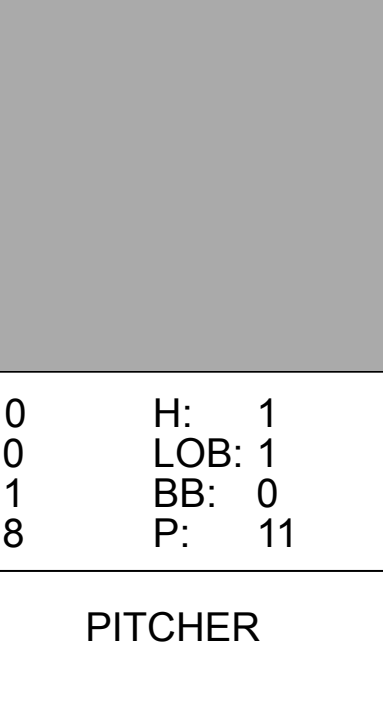
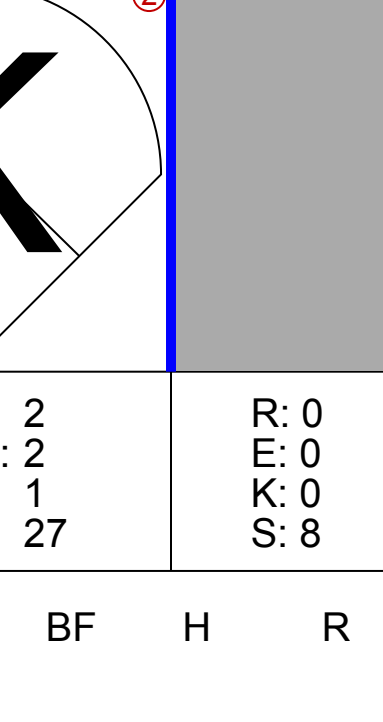
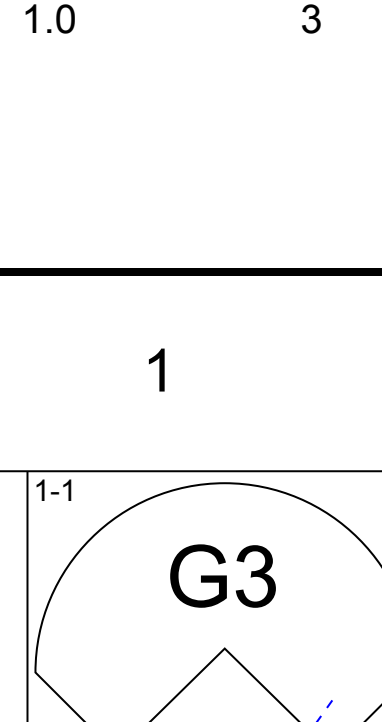
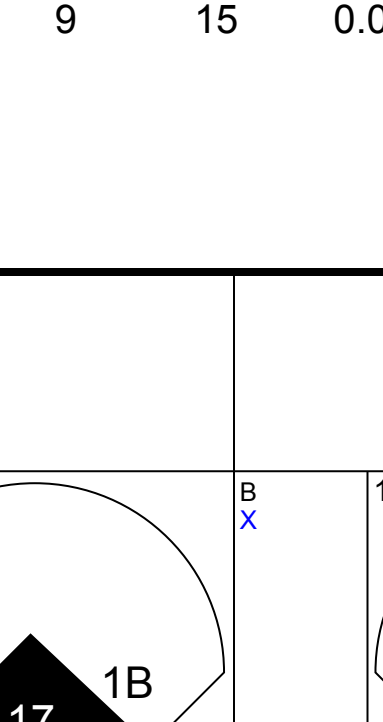
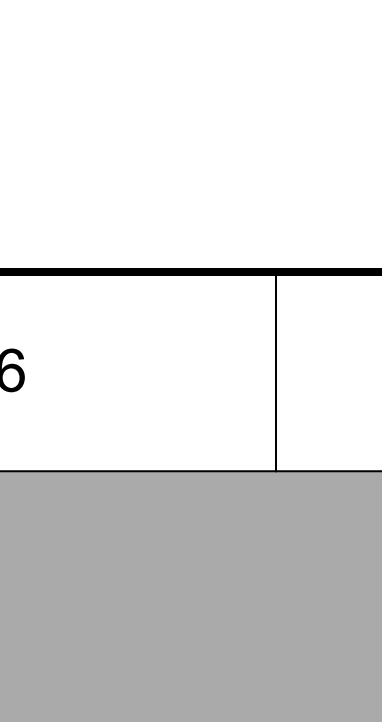
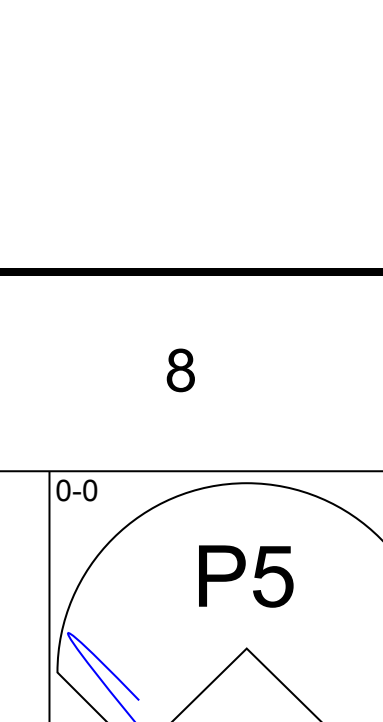
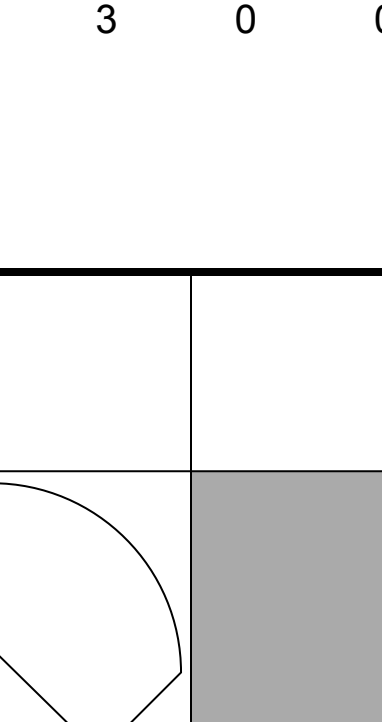
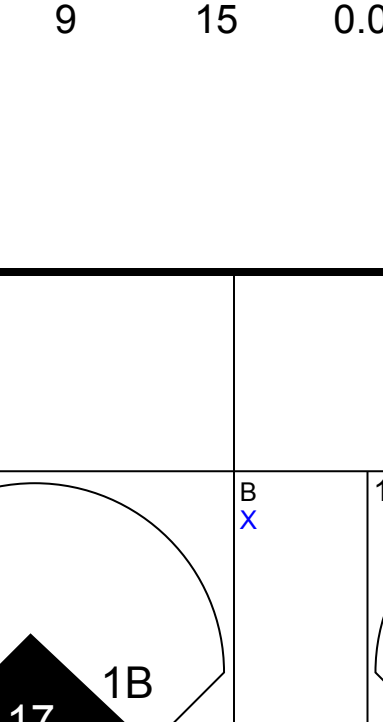
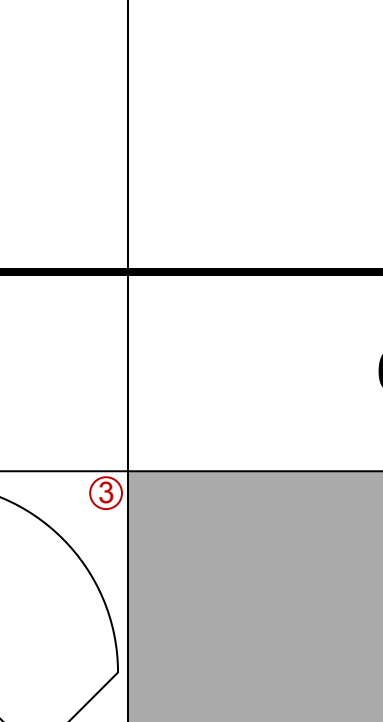
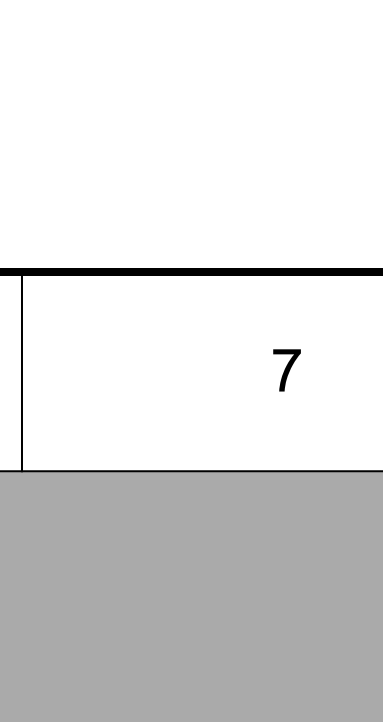
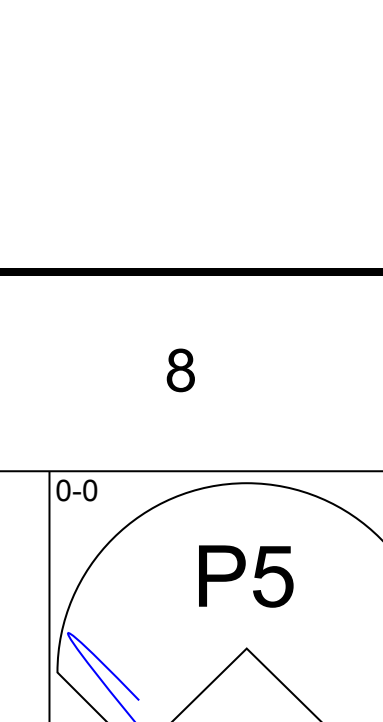
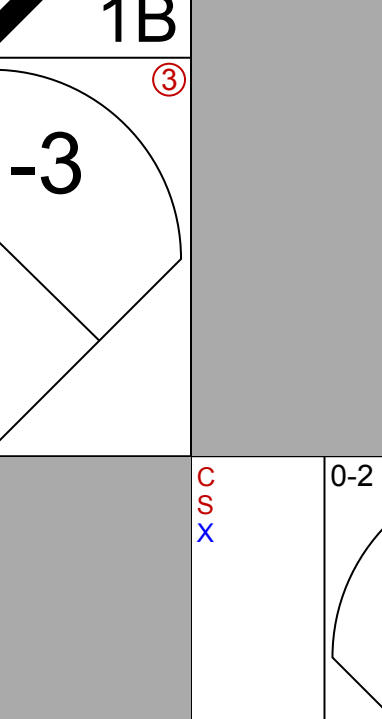
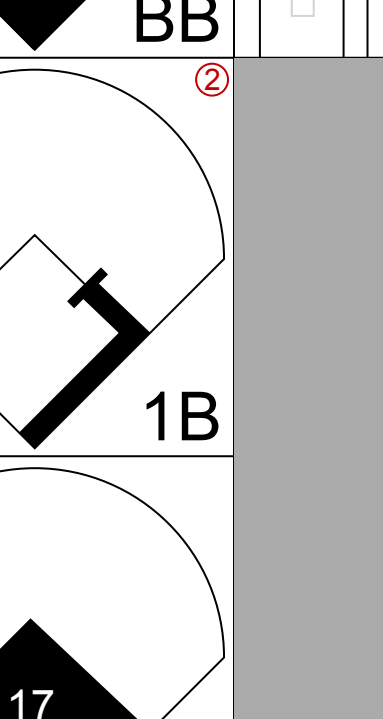
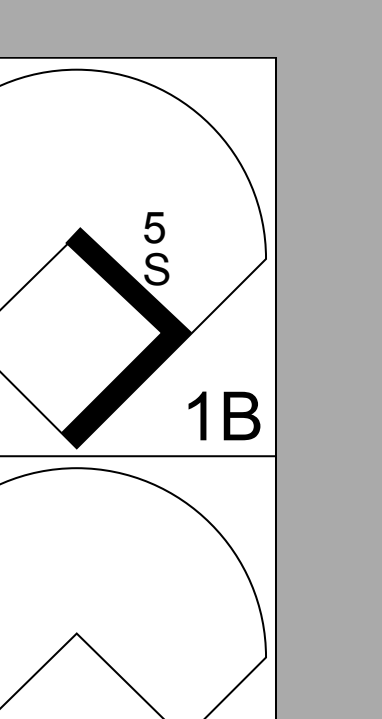
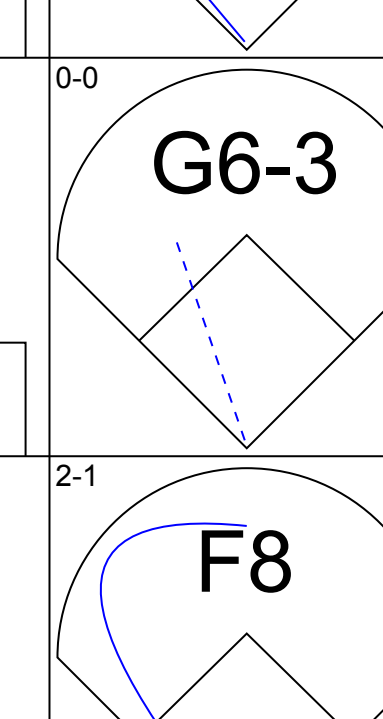
AB	36
R	4
H	10
RBI	4
BB	3
SO	6
LOB	17







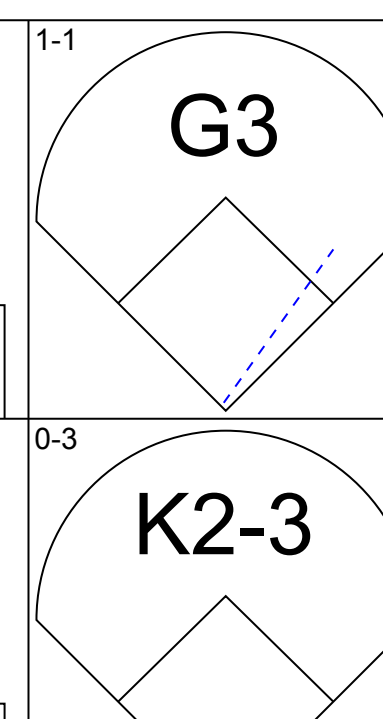
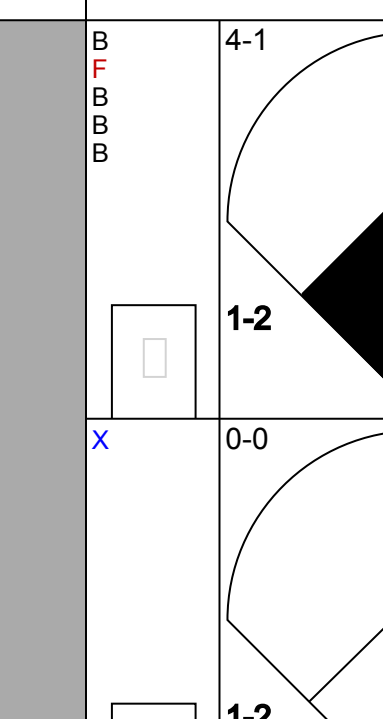
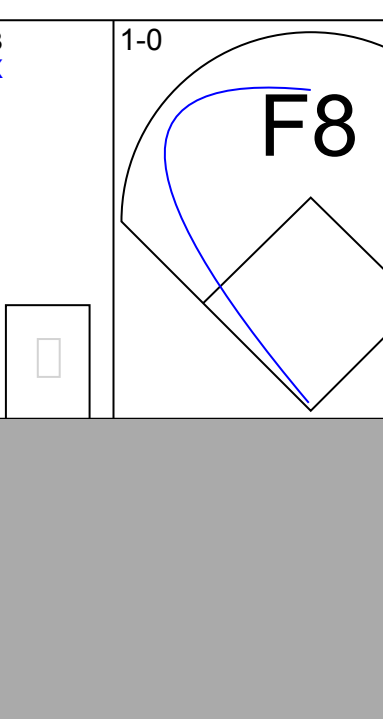
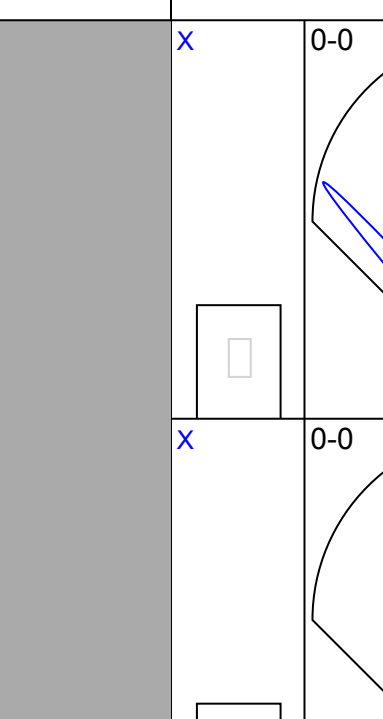
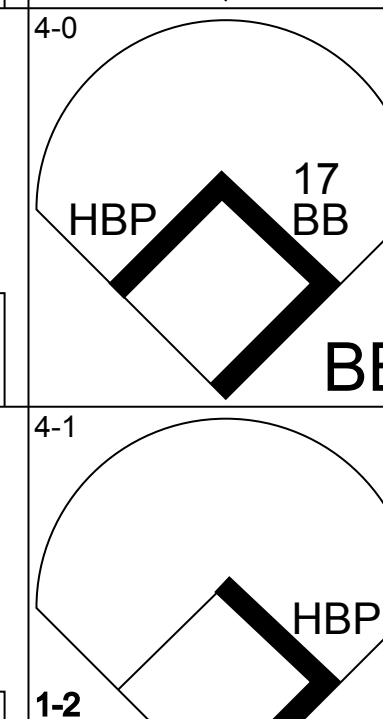

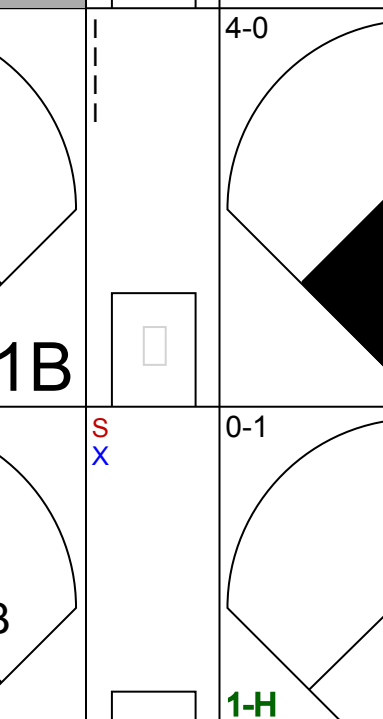
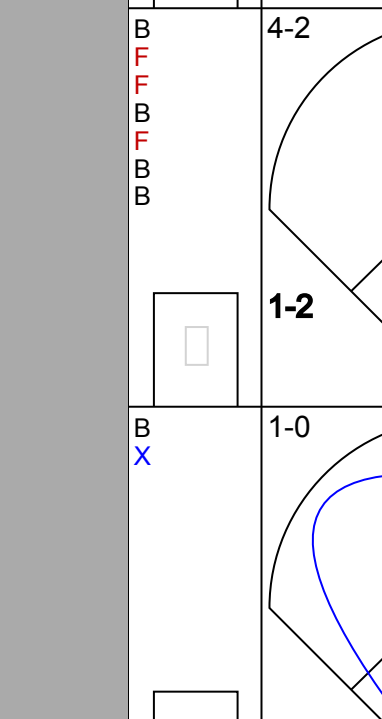
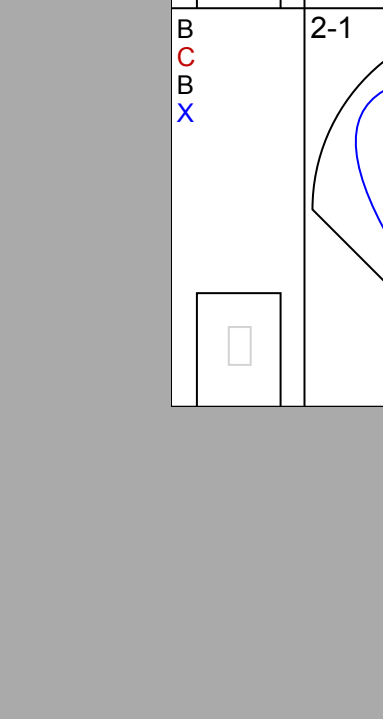
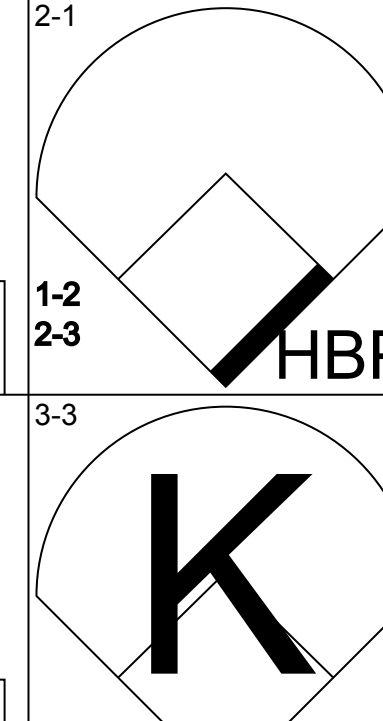
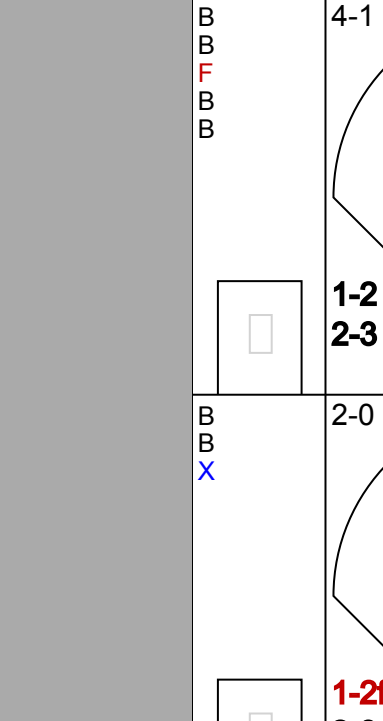
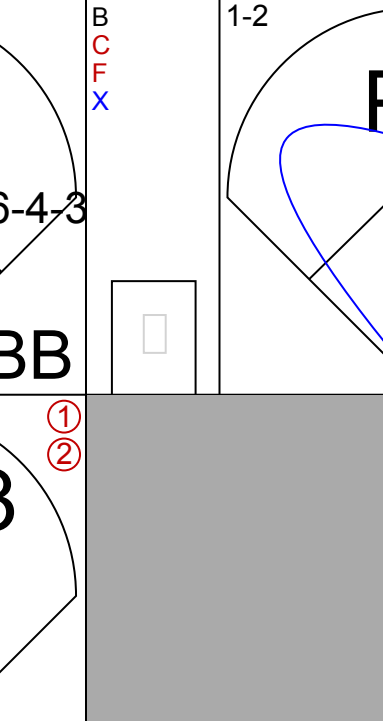
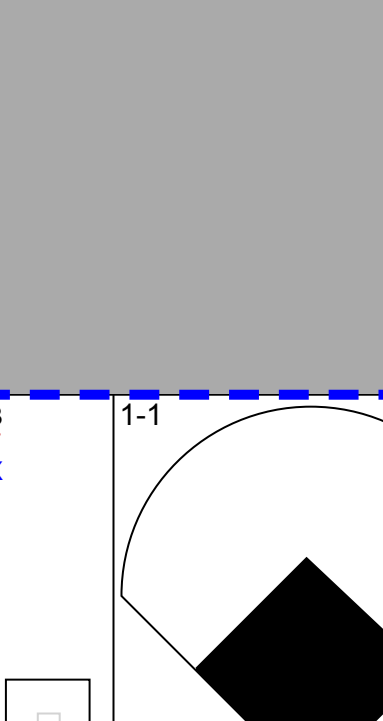
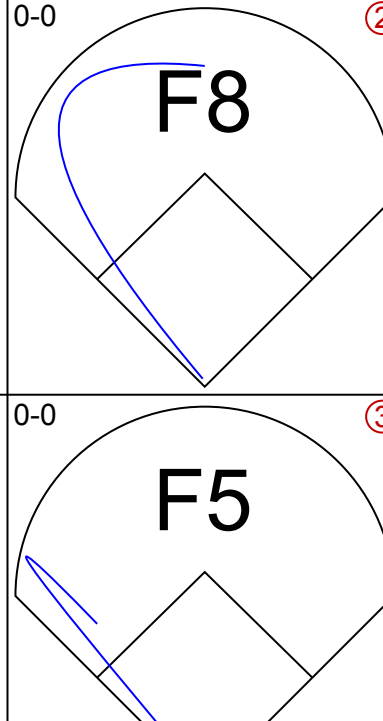


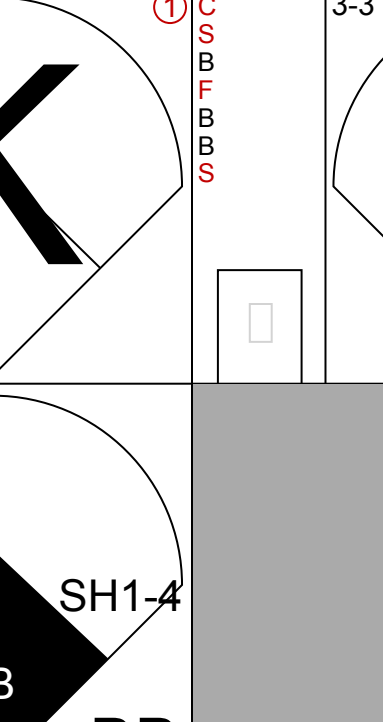
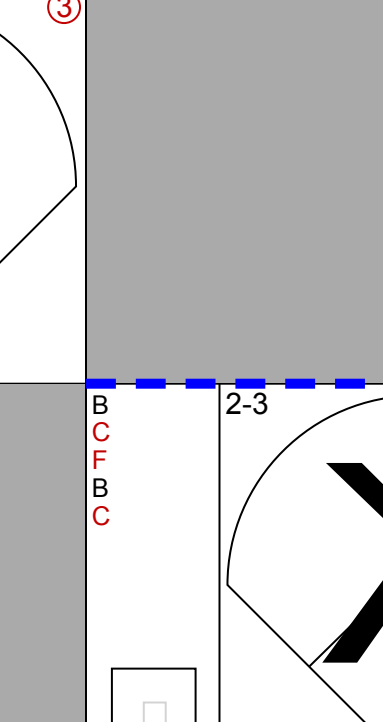
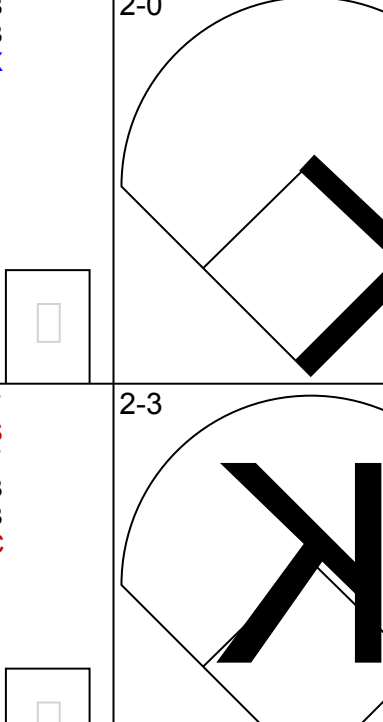


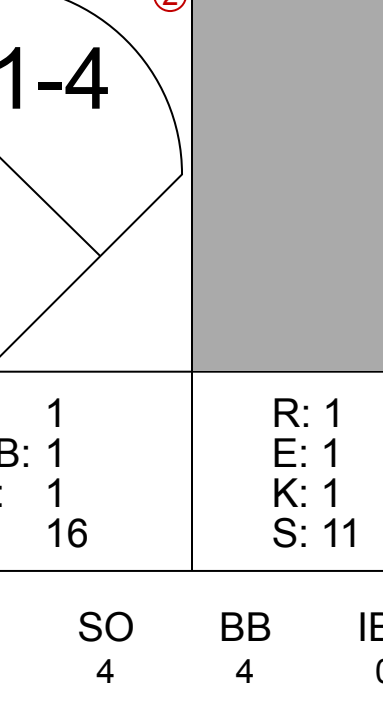
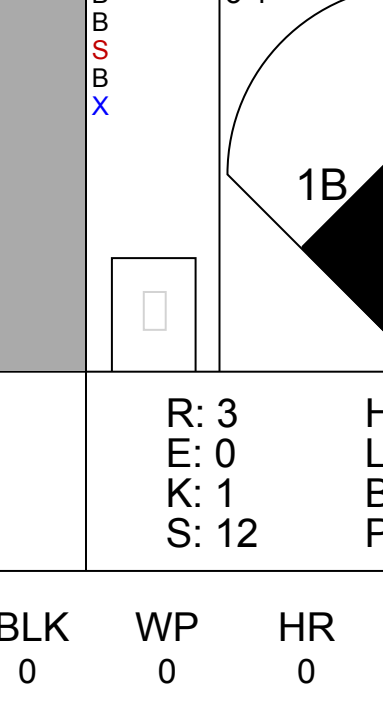
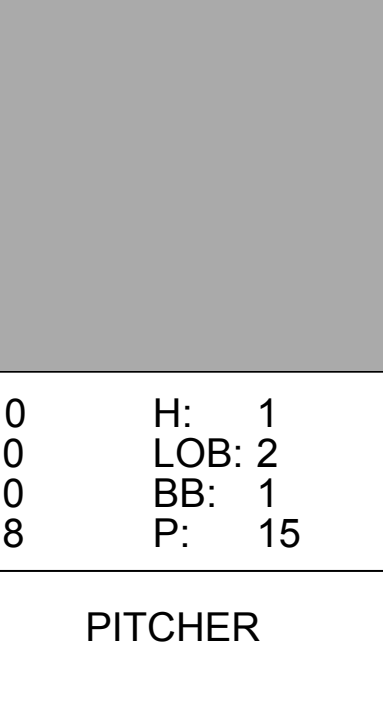










Batter	1	2	3	4	5	6	7	8	9	AB	R	H	RBI	BB	SO	LOB	TOP							
Chris Stynes, R OBP: 0.497, SLG: 0.669 (1, 5)										4	0	1	0	0	1	3								
Barry Larkin, R OBP: 0.398, SLG: 0.532 (1, 6)										4	0	1	1	0	0	3								
Ken Griffey Jr., L OBP: 0.383, SLG: 0.544 (1, 8)										4	0	0	0	0	2	2								
Dante Bichette, R OBP: 0.354, SLG: 0.480 (1, 9)										4	0	1	0	0	1	0								
Sean Casey, L OBP: 0.356, SLG: 0.407 (1, 3)										3	0	1	0	1	0	1								
Dmitri Young, S OBP: 0.330, SLG: 0.462 (1, 7)										4	1	1	0	0	0	3								
Eddie Taubensee, L OBP: 0.312, SLG: 0.335 (1, 2)										4	0	1	1	0	1	1								
Juan Castro, R OBP: 0.304, SLG: 0.425 (1, 4)										3	1	2	0	1	1	0								
Scott Williamson, R Ron Villone, L Brooks Kieschnick, L Scott Winchester, R Mike Bell, R Mark Wohlers, R Michael Tucker, L (1, 1) (4, 1) (5, PH) (5, 1) (7, PH) (7, 1) (9, PH)										0	0	0	0	0	0	0								
<b>Inning Stats</b>	R: 0 E: 0 K: 1 S: 8	H: 0 LOB: 0 BB: 0 P: 14	R: 0 E: 0 K: 0 S: 6	H: 1 LOB: 1 BB: 0 P: 9	R: 0 E: 0 K: 0 S: 9	H: 1 LOB: 1 BB: 0 P: 14	R: 0 E: 0 K: 1 S: 5	H: 0 LOB: 0 BB: 0 P: 10	R: 1 E: 0 K: 0 S: 12	H: 3 LOB: 2 BB: 0 P: 16	R: 0 E: 0 K: 1 S: 8	H: 1 LOB: 1 BB: 0 P: 11	R: 1 E: 0 K: 2 S: 17	H: 2 LOB: 2 BB: 1 P: 27	R: 0 E: 0 K: 0 S: 8	H: 0 LOB: 0 BB: 1 P: 13	R: 0 E: 0 K: 3 S: 9	H: 0 LOB: 0 BB: 0 P: 15	1B: 3 2B: 5 3B: 0 HR: 0	SF: 0 SAC: 1 DP: 1 HBP: 0	WP: 0 PB: 0 SB: 0 CS: 0	PA: 36		
<b>PITCHER</b>	IP WLS BF H R ER SO BB IBB HBP BLK WP HR S P ERA WHIP	IP WLS BF H R ER SO BB IBB HBP BLK WP HR S P ERA WHIP	IP WLS BF H R ER SO BB IBB HBP BLK WP HR S P ERA WHIP	IP WLS BF H R ER SO BB IBB HBP BLK WP HR S P ERA WHIP	IP WLS BF H R ER SO BB IBB HBP BLK WP HR S P ERA WHIP	IP WLS BF H R ER SO BB IBB HBP BLK WP HR S P ERA WHIP	IP WLS BF H R ER SO BB IBB HBP BLK WP HR S P ERA WHIP	IP WLS BF H R ER SO BB IBB HBP BLK WP HR S P ERA WHIP	IP WLS BF H R ER SO BB IBB HBP BLK WP HR S P ERA WHIP	IP WLS BF H R ER SO BB IBB HBP BLK WP HR S P ERA WHIP	IP WLS BF H R ER SO BB IBB HBP BLK WP HR S P ERA WHIP	IP WLS BF H R ER SO BB IBB HBP BLK WP HR S P ERA WHIP	IP WLS BF H R ER SO BB IBB HBP BLK WP HR S P ERA WHIP	IP WLS BF H R ER SO BB IBB HBP BLK WP HR S P ERA WHIP	IP WLS BF H R ER SO BB IBB HBP BLK WP HR S P ERA WHIP	IP WLS BF H R ER SO BB IBB HBP BLK WP HR S P ERA WHIP	IP WLS BF H R ER SO BB IBB HBP BLK WP HR S P ERA WHIP	IP WLS BF H R ER SO BB IBB HBP BLK WP HR S P ERA WHIP	IP WLS BF H R ER SO BB IBB HBP BLK WP HR S P ERA WHIP	IP WLS BF H R ER SO BB IBB HBP BLK WP HR S P ERA WHIP	IP WLS BF H R ER SO BB IBB HBP BLK WP HR S P ERA WHIP	IP WLS BF H R ER SO BB IBB HBP BLK WP HR S P ERA WHIP	IP WLS BF H R ER SO BB IBB HBP BLK WP HR S P ERA WHIP	IP WLS BF H R ER SO BB IBB HBP BLK WP HR S P ERA WHIP

Cincinnati Reds @ Houston Astros  
Enron Field, Houston, TX  
Thu Jul 20 2000, 8:05 PM EDT  
Att: 42,559 - Dome - 72 F

AB	33
R	2
H	8
RBI	2
BB	2
SO	8
LOB	16



Batter	1	2	3	4	5	6	7	8	9	AB	R	H	RBI	BB	SO	LOB	BOTTOM						
Bill Spiers, L OBP: 0.400, SLG: 0.405 (1, 5)										4	1	1	1	1	0	1							
Craig Biggio, R OBP: 0.391, SLG: 0.379 (1, 4)										5	0	2	0	0	1	1							
5 Jeff Bagwell, R OBP: 0.306, SLG: 0.544 (1, 3)										2	2	1	0	3	0	0							
17 Lance Berkman, S OBP: 0.378, SLG: 0.569 Glen Barker, S OBP: 0.296, SLG: 0.297 (1, 9) (9, 8)										3	0	1	3	1	0	3							
Moises Alou, R OBP: 0.422, SLG: 0.627 (1, 7)										2	0	0	0	1	0	3							
Richard Hidalgo, R OBP: 0.379, SLG: 0.615 (1, 8) (9, 9)										4	1	1	1	0	1	7							
Mitch Meluskey, S OBP: 0.389, SLG: 0.502 (1, 2)										4	0	1	0	0	3	1							
Julio Lugo, R OBP: 0.320, SLG: 0.341 (1, 6)										3	1	0	0	1	3	1							
Jose Lima, R OBP: 0.114, SLG: 0.114 Marc Valdes, R OBP: 0.067, SLG: 0.034 (1, 1) (7, 1) (9, 1)										2	1	1	0	0	0	1							
<b>Inning Stats</b>	R: 0 E: 0 K: 2 S: 10	H: 0 LOB: 3 BB: 2 P: 24	R: 1 E: 0 K: 1 S: 9	H: 1 LOB: 1 BB: 1 P: 16	R: 1 E: 1 K: 1 S: 11	H: 1 LOB: 1 BB: 1 P: 23	R: 3 E: 0 K: 1 S: 12	H: 3 LOB: 1 BB: 2 P: 26	R: 1 E: 0 K: 1 S: 11	H: 2 LOB: 1 BB: 0 P: 18	R: 0 E: 0 K: 0 S: 8	H: 1 LOB: 2 BB: 1 P: 15	R: 0 E: 0 K: 2 S: 7	H: 0 LOB: 0 BB: 0 P: 8	R: 0 E: 0 K: 0 S: 4	H: 0 LOB: 0 BB: 0 P: 6	R: 0 E: 0 K: 0 S: 4	H: 0 LOB: 0 BB: 0 P: 6	1B: 5 2B: 2 3B: 0 HR: 1	SF: 0 SAC: 1 DP: 1 HBP: 1	WP: 0 PB: 0 SB: 1 CS: 0	PA: 39	
<b>PITCHER</b>	IP WLS BF H R ER SO BB IBB HBP BLK WP HR S P ERA WHIP	IP WLS BF H R ER SO BB IBB HBP BLK WP HR S P ERA WHIP	IP WLS BF H R ER SO BB IBB HBP BLK WP HR S P ERA WHIP	IP WLS BF H R ER SO BB IBB HBP BLK WP HR S P ERA WHIP	IP WLS BF H R ER SO BB IBB HBP BLK WP HR S P ERA WHIP	IP WLS BF H R ER SO BB IBB HBP BLK WP HR S P ERA WHIP	IP WLS BF H R ER SO BB IBB HBP BLK WP HR S P ERA WHIP	IP WLS BF H R ER SO BB IBB HBP BLK WP HR S P ERA WHIP	IP WLS BF H R ER SO BB IBB HBP BLK WP HR S P ERA WHIP	IP WLS BF H R ER SO BB IBB HBP BLK WP HR S P ERA WHIP	IP WLS BF H R ER SO BB IBB HBP BLK WP HR S P ERA WHIP	IP WLS BF H R ER SO BB IBB HBP BLK WP HR S P ERA WHIP	IP WLS BF H R ER SO BB IBB HBP BLK WP HR S P ERA WHIP	IP WLS BF H R ER SO BB IBB HBP BLK WP HR S P ERA WHIP	IP WLS BF H R ER SO BB IBB HBP BLK WP HR S P ERA WHIP	IP WLS BF H R ER SO BB IBB HBP BLK WP HR S P ERA WHIP	IP WLS BF H R ER SO BB IBB HBP BLK WP HR S P ERA WHIP	IP WLS BF H R ER SO BB IBB HBP BLK WP HR S P ERA WHIP	IP WLS BF H R ER SO BB IBB HBP BLK WP HR S P ERA WHIP	IP WLS BF H R ER SO BB IBB HBP BLK WP HR S P ERA WHIP	IP WLS BF H R ER SO BB IBB HBP BLK WP HR S P ERA WHIP	IP WLS BF H R ER SO BB IBB HBP BLK WP HR S P ERA WHIP	IP WLS BF H R ER SO BB IBB HBP BLK WP HR S P ERA WHIP

Cincinnati Reds @ Houston Astros  
Enron Field, Houston, TX  
Thu Jul 20 2000, 8:05 PM EDT  
Att: 42,559 - Dome - 72 F

AB	30
R	6
H	8
RBI	5
BB	7
SO	8
LOB	18





Batter	1	2	3	4	5	6	7	8	9	AB	R	H	RBI	BB	SO	LOB	TOP										
<b>Tony Womack, L</b> OBP: 0.303, SLG: 0.398 (1, 6)	F8	F9		FC6-4		F8		FC4-6		5	1	0	0	0	0	6	<b>Arizona Diamondbacks @ Cincinnati Reds</b> Cinergy Field, Cincinnati, OH Fri Jul 21, 2000, 7:35 PM EDT Att: 46,101 - Cloudy - 77 F										
<b>Jay Bell, R</b> OBP: 0.349, SLG: 0.431 (1, 4)	P4		F8		F9	P3		2B		5	0	1	0	0	0	2											
<b>Luis Gonzalez, L</b> OBP: 0.398, SLG: 0.532 (1, 7)	F8		G6-3		BB	G4-3		1B		5	0	2	1	0	0	2											
<b>Matt Williams, R</b> OBP: 0.321, SLG: 0.429 (1, 5)		F8	G4-3		L4			G1-3		5	0	1	0	0	0	3											
<b>Steve Finley, L</b> OBP: 0.377, SLG: 0.606 (1, 8)		1B			BB			G4-3		5	2	3	1	0	1	1											
<b>Erubiel Durazo, L</b> OBP: 0.389, SLG: 0.457 (1, 3)	F8				WP			K		4	1	1	0	1	1	2											
<b>Damian Miller, R</b> OBP: 0.369, SLG: 0.505 (1, 2)		1B			K			K		5	1	2	1	0	3	5											
<b>Danny Bautista, R</b> OBP: 0.289, SLG: 0.432 (1, 9)		1B			G4-3			1B		3	0	2	1	2	0	0											
<b>Mike Morgan, R</b> Greg Colburn, R Ruan Sprague, R Greg Swindell, L Brian Anderson, R Dan Plesac, L Vicente Padilla, R Craig Crowder, L Matt Mantei, R		1B			FC6-4			BB		2	0	0	2	1	0	0											
<b>Inning Stats</b>	R: 0 E: 0 K: 0 S: 7	H: 0 LOB: 0 BB: 0 P: 11	R: 2 E: 0 K: 0 S: 9	H: 3 LOB: 2 BB: 1 P: 14	R: 0 E: 0 K: 0 S: 6	H: 0 LOB: 0 BB: 0 P: 9	R: 2 E: 0 K: 1 S: 15	H: 3 LOB: 1 BB: 0 P: 24	R: 0 E: 0 K: 1 S: 14	H: 2 LOB: 3 BB: 1 P: 22	R: 0 E: 0 K: 2 S: 8	H: 1 LOB: 1 BB: 0 P: 17	R: 0 E: 0 K: 2 S: 12	H: 1 LOB: 1 BB: 0 P: 15	R: 1 E: 0 K: 0 S: 11	H: 2 LOB: 2 BB: 1 P: 22		R: 0 E: 0 K: 1 S: 13	H: 2 LOB: 2 BB: 0 P: 22	1B: 9 2B: 2 3B: 2 HR: 1	SF: 0 SAC: 0 DP: 0 HBP: 0	WP: 2 PB: 0 SB: 0 CS: 0	PA: 45				
<b>PITCHER</b>	IP	WLS	BF	H	R	ER	SO	BB	IBB	HBP	BLK	WP	HR	S	P	ERA	WHIP										
<b>Steve Parris, R</b> ERA: 5.56 (1, 1)	6.0		30	9	4	4	2	2	1	0	0	2	1	59	97	6.00	1.833										
<b>Scott Sullivan, R</b> ERA: 4.22 (7, 1)	1.2	L	8	2	1	1	2	1	0	0	0	0	0	19	29	5.40	1.800										
<b>Dennys Reyes, L</b> ERA: 5.34 (8, 1)	0.0		1	1	0	0	0	0	0	0	0	0	0	2	5	∞	∞										
<b>Danny Graves, R</b> ERA: 2.01 (8, 1)	1.1		6	2	0	0	1	0	0	0	0	0	0	15	25	0.00	1.500										

Batter	1	2	3	4	5	6	7	8	9	AB	R	H	RBI	BB	SO	LOB	BOTTOM										
<b>Chris Stynes, R</b> OBP: 0.480, SLG: 0.645 (1, 5)	G5-3	G6-4-3		F9		G6-3			K	5	0	0	0	0	1	2	<b>Arizona Diamondbacks @ Cincinnati Reds</b> Cinergy Field, Cincinnati, OH Fri Jul 21, 2000, 7:35 PM EDT Att: 46,101 - Cloudy - 77 F										
<b>Barry Larkin, R</b> OBP: 0.398, SLG: 0.527 (1, 6)	1B	G4-3			F9		F3		BB	3	1	0	0	2	0	1											
<b>Ken Griffey Jr., L</b> OBP: 0.381, SLG: 0.539 (1, 8)	K			F8		CS		G4-3		5	0	1	0	0	2	2											
<b>Dante Bichette, R</b> OBP: 0.355, SLG: 0.483 (1, 9)	1B			F7		1B		K2-3		4	2	2	0	0	1	0											
<b>Sean Casey, L</b> OBP: 0.361, SLG: 0.414 (1, 3)	2B				1B			L6		3	0	2	2	1	0	0											
<b>Dmitri Young, S</b> OBP: 0.334, SLG: 0.466 (1, 7)	G4-3			E9		FC6-4				4	0	3	1	0	0	1											
<b>Juan Castro, R</b> OBP: 0.301, SLG: 0.416 (1, 4)		1B		G6-3		FC6-4		F8		4	1	1	0	0	0	5											
<b>Benito Santiago, R</b> OBP: 0.286, SLG: 0.353 (8, PH)		G6-4-3		G5-3		G1-3		P6		3	0	1	0	0	0	0											
<b>Eddie Taubensee, L</b> OBP: 0.311, SLG: 0.333 (9, 2)		1B								1	0	0	0	0	0	1											
<b>Steve Parris, R</b> Brooks Kieschnick, L Scott Sullivan, R Dennys Reyes, R Danny Graves, R Michael Tucker, R		1B						F8		2	0	1	1	0	1	0											
<b>Inning Stats</b>	R: 2 E: 0 K: 1 S: 12	H: 2 LOB: 1 BB: 1 P: 22	R: 1 E: 0 K: 0 S: 7	H: 3 LOB: 1 BB: 0 P: 7	R: 0 E: 0 K: 0 S: 8	H: 2 LOB: 2 BB: 0 P: 10	R: 0 E: 0 K: 1 S: 6	H: 0 LOB: 0 BB: 0 P: 10	R: 1 E: 0 K: 0 S: 10	H: 3 LOB: 2 BB: 1 P: 22	R: 0 E: 0 K: 1 S: 6	H: 0 LOB: 0 BB: 0 P: 9	R: 0 E: 0 K: 1 S: 9	H: 0 LOB: 0 BB: 0 P: 14	R: 0 E: 0 K: 0 S: 5	H: 1 LOB: 1 BB: 0 P: 7	R: 0 E: 0 K: 2 S: 8	H: 0 LOB: 1 BB: 1 P: 14	1B: 9 2B: 2 3B: 0 HR: 0	SF: 0 SAC: 0 DP: 1 HBP: 0	WP: 0 PB: 0 SB: 0 CS: 1	PA: 39					
<b>PITCHER</b>	IP	WLS	BF	H	R	ER	SO	BB	IBB	HBP	BLK	WP	HR	S	P	ERA	WHIP										
<b>Mike Morgan, R</b> ERA: 4.38 (1, 1)	5.0		25	10	4	4	2	1	1	0	0	0	0	43	71	7.20	2.200										
<b>Russ Springer, R</b> ERA: 5.7 (6, 1)	1.1		4	0	0	0	1	0	0	0	0	0	0	8	12	0.00	0.000										
<b>Greg Swindell, L</b> ERA: 2.2 (7, 1)	0.2	W	2	0	0	0	1	0	0	0	0	0	0	7	11	0.00	0.000										
<b>Dan Plesac, L</b> ERA: 3.63 (8, 1)	0.1	H	1	0	0	0	0	0	0	0	0	0	0	1	2	0.00	0.000										
<b>Vicente Padilla, R</b> ERA: 2.45 (8, 1)	0.2	H	3	1	0	0	0	0	0	0	0	0	0	4	5	0.00	1.500										
<b>PITCHER</b>	IP	WLS	BF	H	R	ER	SO	BB	IBB	HBP	BLK	WP	HR	S	P	ERA	WHIP										
<b>Matt Mantei, R</b> ERA: 6.84 (9, 1)	1.0		4	0	0	0	2	1	0	0	0	0	0	8	14	0.00	1.000										









Batter	1	2	3	4	5	6	7	8	9	AB	R	H	RBI	BB	SO	LOB	TOP										
Tony Womack, L (1,6) OBP: 0.395, SLG: 0.397	G1-3		K		F8			1B BB		3	1	0	0	2	1	2	<b>Arizona Diamondbacks @ Cincinnati Reds</b> Cinergy Field, Cincinnati, OH Sun Jul 23 2000, 1:15 PM EDT Att: 34,822 - Sunny - 80 F										
Jay Bell, R (1,4) OBP: 0.350, SLG: 0.427	K		K		G5-3			F2	K2-3	5	0	0	0	0	3	4											
Luis Gonzalez, L (1,7) OBP: 0.399, SLG: 0.532										4	0	3	0	0	0	0											
Matt Williams, R (1,5) Hanley Frías, S (8, PR) OBP: 0.322, SLG: 0.418 OBP: 0.302, SLG: 0.316	F8									4	0	1	1	0	0	2											
Steve Finley, L (1,8) OBP: 0.373, SLG: 0.595										0	0	0	0	0	0	0											
Erubiel Durazo, L (1,3) OBP: 0.394, SLG: 0.476										4	0	0	0	0	2	3											
Danny Bautista, R (1,9) OBP: 0.299, SLG: 0.438										3	1	2	1	1	0	1											
Kelly Stinnett, R (1,2) OBP: 0.301, SLG: 0.421										4	1	1	0	0	0	4											
Brian Anderson, R (1,1) Russ Springer, R (6,1) Craig Counsell, L (7, PH) Vicente Padilla, R (7,1) Greg Colbrunn, R (9, PH) OBP: 0.217, SLG: 0.227 OBP: 0.259, SLG: 0.250 OBP: 0.363, SLG: 0.400 OBP: 1.000, SLG: 1.000 OBP: 0.418, SLG: 0.489										3	0	1	0	1	0	0											
Inning Stats	R: 0 E: 0 K: 1 S: 8	H: 1 LOB: 1 BB: 0 P: 13	R: 0 E: 0 K: 1 S: 6	H: 1 LOB: 0 BB: 0 P: 7	R: 0 E: 0 K: 2 S: 8	H: 1 LOB: 1 BB: 0 P: 11	R: 0 E: 0 K: 1 S: 9	H: 1 LOB: 1 BB: 0 P: 12	R: 1 E: 0 K: 0 S: 12	H: 2 LOB: 1 BB: 0 P: 16	R: 0 E: 0 K: 0 S: 8	H: 0 LOB: 0 BB: 0 P: 10	R: 1 E: 0 K: 0 S: 6	H: 1 LOB: 0 BB: 0 P: 11	R: 1 E: 0 K: 0 S: 13	H: 2 LOB: 3 BB: 2 P: 26		R: 0 E: 0 K: 1 S: 8	H: 0 LOB: 1 BB: 2 P: 17	1B: 6 2B: 2 3B: 0 HR: 1	SF: 0 SAC: 0 DP: 2 HBP: 0	WP: 0 PB: 0 SB: 0 CS: 0	PA: 38				
PITCHER	IP	WLS	BF	H	R	ER	SO	BB	IBB	HBP	BLK	WP	HR	S	P	ERA	WHIP										
Elmer Dessens, R (1,1) ERA: 4.85	7.1	W	30	8	3	3	5	1	0	0	0	0	1	63	92	3.68	1.227										
Danny Graves, R (8,1) ERA: 1.95	1.2	S	8	1	0	0	1	3	0	0	0	0	0	15	31	0.00	2.400										

Batter	1	2	3	4	5	6	7	8	9	AB	R	H	RBI	BB	SO	LOB	BOTTOM										
Juan Castro, R (1,4) OBP: 0.308, SLG: 0.447	G4-3		F8		G6-3	K				4	0	0	0	0	1	2	<b>Arizona Diamondbacks @ Cincinnati Reds</b> Cinergy Field, Cincinnati, OH Sun Jul 23 2000, 1:15 PM EDT Att: 34,822 - Sunny - 80 F										
Barry Larkin, R (1,6) OBP: 0.393, SLG: 0.518	G6-3									4	1	1	0	0	0	0											
Ken Griffey Jr., L (1,8) OBP: 0.384, SLG: 0.541	F7									4	1	2	1	0	1	0											
Dante Bichette, R (1,9) OBP: 0.357, SLG: 0.488										2	1	1	2	2	0	0											
Danny Graves, R (8,1) OBP: 0.500, SLG: 2.000										0	0	0	0	0	0	0											
Dmitri Young, S (1,3) OBP: 0.340, SLG: 0.475										4	1	1	1	0	1	2											
Alex Ochoa, R (1,7) OBP: 0.381, SLG: 0.495										4	1	1	0	0	0	0											
Mike Bell, R (1,5) OBP: 0.333, SLG: 0.333										4	0	2	0	0	0	0											
Benito Santiago, R (1,2) OBP: 0.283, SLG: 0.355										4	0	1	1	0	0	1											
Elmer Dessens, R (1,1) Michael Tucker, L (8,9) OBP: 0.357, SLG: 0.250 OBP: 0.383, SLG: 0.544										3	0	1	0	0	2	2											
Inning Stats	R: 0 E: 0 K: 0 S: 6	H: 0 LOB: 0 BB: 0 P: 8	R: 1 E: 0 K: 0 S: 12	H: 1 LOB: 0 BB: 0 P: 16	R: 0 E: 0 K: 1 S: 5	H: 0 LOB: 0 BB: 0 P: 8	R: 3 E: 0 K: 1 S: 16	H: 5 LOB: 2 BB: 0 P: 26	R: 1 E: 0 K: 0 S: 9	H: 2 LOB: 1 BB: 1 P: 15	R: 0 E: 0 K: 1 S: 12	H: 2 LOB: 2 BB: 0 P: 18	R: 0 E: 0 K: 2 S: 11	H: 0 LOB: 1 BB: 1 P: 19	R: 0 E: 0 K: 0 S: 5	H: 0 LOB: 0 BB: 0 P: 7	1B: 6 2B: 2 3B: 0 HR: 2	SF: 0 SAC: 0 DP: 0 HBP: 0	WP: 0 PB: 0 SB: 0 CS: 0	PA: 35							
PITCHER	IP	WLS	BF	H	R	ER	SO	BB	IBB	HBP	BLK	WP	HR	S	P	ERA	WHIP										
Brian Anderson, L (1,1) ERA: 4.07	5.0	L	23	8	5	5	2	1	0	0	0	0	0	12	18	0.00	2.000										
Russ Springer, R (6,1) ERA: 5.54	1.0		5	2	0	0	1	0	0	0	0	0	0	16	26	0.00	0.500										
Vicente Padilla, R (7,1) ERA: 2.31	2.0		7	0	0	0	2	1	0	0	0	0	0	16	26	0.00	0.500										





Batter	1	2	3	4	5	6	7	8	9	10	AB	R	H	RBI	BB	SO	LOB	TOP									
Bill Spiers, L OBP: 0.403, SLG: 0.437 (1.5)	L9 2-0		G4-3 3-2		F7 0-1	P3 1-2			1B 1-3	1B 3-1	6	0	2	1	0	0	3	<b>Houston Astros @ Cincinnati Reds</b> Cinergy Field, Cincinnati, OH Mon Jul 24 2000, 7:35 PM EDT Att. 28,741 - Sunny - 82 F									
Craig Biggio, R OBP: 0.394, SLG: 0.395 (1.4)	HR 0-0		5 WP 2B 0-1		1B 1-2		G5-3 0-0		K 1-3	K 2-3	6	1	3	1	0	2	4										
5 Jeff Bagwell, R OBP: 0.417, SLG: 0.570 (1.3)	BB 4-2		F8 3-2		F9 0-1		G5-3 0-0		1B 4-0	1B 4-0	3	0	0	0	2	0	3										
17 Lance Berkman, S OBP: 0.385, SLG: 0.598 (1.9)	P6 1-2				G5-4-3 3-2	1B 1-0	1B 1-0	2B 2-1	SF8 1-0		4	1	3	1	0	0	1										
Moises Alou, R OBP: 0.413, SLG: 0.600 Octavio Dotel, R OBP: 0.067, SLG: 0.034 (1.7) (9.1)	F7 1-1				G5-4-3 2-0	1B 1-0	P4 1-0		K 3-1		5	0	1	0	0	1	4										
Richard Hidalgo, R OBP: 0.376, SLG: 0.618 (9.7)		G5-3 1-1			HR 2-2		BB 1B 2-3		K 2-3	K 1-3	5	2	2	1	0	2	0										
Mitch Meluskey, S OBP: 0.393, SLG: 0.509 (1.2)		G3 2-0			E9 1-1		1B BB 1-2		K 3-3		4	1	1	0	1	1	0										
Julio Lugo, R OBP: 0.324, SLG: 0.351 (1.6)		G4-3 1-2					G5-3 0-0	L6 3-2	G5-3 1-2	G6-3 3-1	5	0	0	0	0	0	4										
Chris Holt, R OBP: 0.196, SLG: 0.198 Matt Niese, C OBP: 0.036, SLG: 0.231 Joe Slusarski, R OBP: 0.036, SLG: 0.231 Wayne Franklin, L OBP: 0.036, SLG: 0.231 Doug Henry, R OBP: 0.036, SLG: 0.231 Dante Bichette, L OBP: 0.036, SLG: 0.231 Alex Ochoa, R OBP: 0.036, SLG: 0.231 Sean Casey, L OBP: 0.036, SLG: 0.231 (1.1) (6.9) (6.1) (7.1) (8.1) (9.9)			F8 0-0		1B BB 4-1		1B 1-2		2B 17 SF8 0-0	1B 3-H	1	0	0	0	1	0	0										
<b>Inning Stats</b>	R: 1 E: 0 K: 0 S: 9	H: 1 LOB: 1 BB: 1 P: 17	R: 0 E: 0 K: 0 S: 6	H: 0 LOB: 0 BB: 0 P: 10	R: 0 E: 0 K: 0 S: 11	H: 1 LOB: 1 BB: 0 P: 17	R: 1 E: 1 K: 0 S: 10	H: 2 LOB: 1 BB: 0 P: 18	R: 0 E: 0 K: 0 S: 7	H: 1 LOB: 2 BB: 1 P: 11	R: 2 E: 0 K: 1 S: 15	H: 3 LOB: 2 BB: 1 P: 29	R: 0 E: 0 K: 1 S: 8	H: 1 LOB: 1 BB: 0 P: 11	R: 0 E: 0 K: 2 S: 10	H: 0 LOB: 0 BB: 0 P: 16	R: 1 E: 0 K: 1 S: 9		H: 3 LOB: 2 BB: 2 P: 18	R: 2 E: 0 K: 2 S: 15	H: 3 LOB: 1 BB: 0 P: 26	1B: 9 2B: 4 3B: 0 HR: 2	SF: 1 SAC: 0 DP: 1 HBP: 0	WP: 1 PB: 0 SB: 1 CS: 0	PA: 47		
<b>PITCHER</b>	IP 5.2	WLS 2	BF 26	H 7	R 4	ER 4	SO 0	BB 3	IBB 0	HBP 0	BLK 0	WP 1	HR 2	S 52	P 93	ERA 6.35	WHIP 1.765										
Pete Harnisch, R ERA: 5.37 (1.1)	Dennys Reyes, L ERA: 5.29 (6.1)	Scott Sullivan, R ERA: 4.02 (7.1)	Danny Graves, R ERA: 2.32 (9.1)																								

AB	42
R	7
H	15
RBI	7
BB	4
SO	6
LOB	19



Batter	1	2	3	4	5	6	7	8	9	10	AB	R	H	RBI	BB	SO	LOB	BOTTOM									
Chris Stynes, R OBP: 0.463, SLG: 0.610 (1.5)	G5-4-3 BB 4-2		L9 0-1		FC5 1B 1-2		G6-3 1-1		F7 2-0		4	1	0	0	1	0	2	<b>Houston Astros @ Cincinnati Reds</b> Cinergy Field, Cincinnati, OH Mon Jul 24 2000, 7:35 PM EDT Att. 28,741 - Sunny - 82 F									
Barry Larkin, R OBP: 0.393, SLG: 0.516 (1.6)	G5-4-3 1-2f		G3 1B 3-1	BB 1B 0-0	3B 1B 1-2		F9 1-2		K 1-3		5	2	2	0	0	1	1										
Ken Griffey Jr., L OBP: 0.387, SLG: 0.546 (1.8)	1B 1-1		G3 1B 4-2	BB 1B 1-2	3B 1B 2-1		G4-1 2-1		K 0-3		4	1	2	3	1	1	0										
Dante Bichette, R OBP: 0.354, SLG: 0.483 Alex Ochoa, R OBP: 0.377, SLG: 0.490 (1.9) (9.7)		F9 3-2		G3 1-2	G5-3 0-2		K 2-3		F2 1-1		4	0	0	0	0	1	3										
Sean Casey, L OBP: 0.371, SLG: 0.424 (1.3)	G4-3 1-2		G4-3 2-1	G4-3 2-H	BB 1B 4-0		HBP 1-1				2	0	1	2	1	0	0										
Dmitri Young, S OBP: 0.338, SLG: 0.476 Danny Graves, R OBP: 0.500, SLG: 2.000 (1.7) (9.1)			G4-3 0-1	G4-3 2-3	G3 1-2		G3 0-1		F7 3-2		4	0	1	0	0	0	4										
Eddie Taubensee, L OBP: 0.306, SLG: 0.328 (1.2)	G4-3 1-0		K 0-3				F7 1-0		K 3-3		4	0	0	0	0	2	3										
Juan Castro, R OBP: 0.305, SLG: 0.438 (1.4)		G6-3 1-1			FC5 SH 1B 0-0		G4-3 1-1		K 1-3		4	0	1	0	0	1	0										
Pete Harnisch, S OBP: 0.190, SLG: 0.190 Dennys Reyes, R OBP: 0.036, SLG: 0.231 Brooks Kieschnick, L OBP: 0.036, SLG: 0.231 Scott Sullivan, R OBP: 0.200, SLG: 0.200 Michael Tucker, L OBP: 0.381, SLG: 0.541 (1.1) (6.1) (6.9) (7.1) (9.9)		G4-3 2-1			SH 1B FC5 1-2		G3-1 2-2		K 1-3		1	1	0	0	0	0	0										
<b>Inning Stats</b>	R: 0 E: 0 K: 0 S: 7	H: 1 LOB: 1 BB: 1 P: 13	R: 0 E: 0 K: 0 S: 10	H: 1 LOB: 1 BB: 0 P: 16	R: 0 E: 0 K: 0 S: 6	H: 0 LOB: 0 BB: 0 P: 9	R: 2 E: 0 K: 1 S: 13	H: 2 LOB: 1 BB: 1 P: 24	R: 3 E: 0 K: 0 S: 15	H: 3 LOB: 2 BB: 1 P: 23	R: 0 E: 0 K: 0 S: 7	H: 0 LOB: 0 BB: 0 P: 11	R: 0 E: 0 K: 2 S: 12	H: 0 LOB: 1 BB: 0 P: 21	R: 0 E: 0 K: 2 S: 10	H: 0 LOB: 0 BB: 0 P: 14	R: 0 E: 0 K: 2 S: 8		H: 0 LOB: 0 BB: 0 P: 10	1B: 5 2B: 1 3B: 1 HR: 0	SF: 0 SAC: 1 DP: 1 HBP: 1	WP: 0 PB: 0 SB: 0 CS: 0	PA: 40				
<b>PITCHER</b>	IP 5.0	WLS 1	BF 24	H 7	R 5	ER 5	SO 1	BB 3	IBB 0	HBP 0	BLK 0	WP 0	HR 0	S 51	P 85	ERA 9.00	WHIP 2.000										
Chris Holt, R ERA: 5.1 (1.1)	Joe Slusarski, R ERA: 4.17 (6.1)	Wayne Franklin, L ERA: 4.17 (7.1)	Doug Henry, R ERA: 4.78 (8.1)	Octavio Dotel, R ERA: 5.36 (9.1)																							

AB	35
R	5
H	7
RBI	5
BB	3
SO	7
LOB	13





Batter	1	2	3	4	5	6	7	8	9	AB	R	H	RBI	BB	SO	LOB	TOP																							
Bill Spiers, L (1,5) Matt Mieske, R (8,PH) Marc Valdes, R (8,1)	F8		F5		G4-3		SF9 17 SF8 BB	F9		3	1	0	0	1	0	0																								
Craig Biggio, R (1,4) 5 Jeff Bagwell, R (1,3) 17 Lance Berkman, S (1,9) Glen Barker, S (9,8)	1B		K		G6-3		BB	1B	5 HR	4	1	2	0	1	1	0																								
Moises Alou, R (1,7) Richard Hidalgo, R (1,8) Tony Eusebio, R (1,2) Jason Green, R (7,1) Daryle Ward, L (8,PH) Chris Truby, R (8,5)		1B WP			WP BB G5-3	1B				4	1	2	0	1	2	1																								
Julio Lugo, R (1,6) Jose Lima, R (1,1) Mitch Meluskey, S (7,PH)										3	0	1	0	0	2	4																								
Inning Stats	R: 0 E: 0 K: 1 S: 8	H: 1 LOB: 1 BB: 0 P: 16	R: 0 E: 0 K: 3 S: 18	H: 2 LOB: 2 BB: 0 P: 28	R: 0 E: 0 K: 2 S: 12	H: 0 LOB: 1 BB: 0 P: 16	R: 1 E: 0 K: 1 S: 10	H: 1 LOB: 1 BB: 1 P: 15	R: 0 E: 0 K: 0 S: 11	H: 0 LOB: 0 BB: 0 P: 19	R: 0 E: 0 K: 1 S: 14	H: 2 LOB: 2 BB: 0 P: 20	R: 2 E: 0 K: 0 S: 10	H: 0 LOB: 1 BB: 3 P: 25	R: 1 E: 0 K: 1 S: 10	H: 2 LOB: 1 BB: 0 P: 16	R: 3 E: 0 K: 2 S: 19	H: 4 LOB: 1 BB: 0 P: 27	1B: 8 2B: 3 3B: 0 HR: 1	SF: 2 SAC: 0 DP: 0 HBP: 0	WP: 3 PB: 0 SB: 0 CS: 0	PA: 44																		
PITCHER	IP	WLS	BF	H	R	ER	SO	BB	IBB	HBP	BLK	WP	HR	S	P	ERA	WHIP	PITCHER					IP	WLS	BF	H	R	ER	SO	BB	IBB	HBP	BLK	WP	HR	S	P	ERA	WHIP	
Scott Williamson, R (1,1) Dennis Reyes, L (7,1) Scott Sullivan, R (7,1) Ron Villone, L (8,1)	6.0	26	6	1	1	8	1	0	0	0	0	3	0	73	114	1.50	1.167						6.0	26	6	1	1	8	1	0	0	0	0	0	3	0	73	114	1.50	1.167

Houston Astros @ Cincinnati Reds  
Cinergy Field, Cincinnati, OH  
Tue Jul 25 2000, 7:35 PM EDT  
Att: 33,424 - Cloudy - 83 F

AB	38
R	7
H	12
RBI	7
BB	4
SO	11
LOB	20



Batter	1	2	3	4	5	6	7	8	9	AB	R	H	RBI	BB	SO	LOB	BOTTOM																						
Chris Stynes, R (1,5) Barry Larkin, R (1,6) Ken Griffey Jr., L (1,8) Dante Bichette, R (1,9) Sean Casey, L (1,3) Dmitri Young, S (1,7) Dennis Reyes, R (7,1) Scott Sullivan, R (7,1) Ron Villone, L (8,1) Michael Tucker, L (9,PH)	HR		G5-3		G6-3			G6-3		4	1	1	1	0	0	0																							
Benito Santiago, R (1,2) Juan Castro, R (1,4) Scott Williamson, R (1,1) Alex Ochoa, R (7,7)										2	1	1	0	2	1	0																							
Inning Stats	R: 3 E: 0 K: 1 S: 14	H: 2 LOB: 1 BB: 1 P: 27	R: 0 E: 0 K: 0 S: 5	H: 0 LOB: 0 BB: 0 P: 7	R: 0 E: 0 K: 0 S: 8	H: 0 LOB: 1 BB: 1 P: 14	R: 0 E: 0 K: 0 S: 8	H: 1 LOB: 1 BB: 0 P: 11	R: 0 E: 0 K: 2 S: 8	H: 0 LOB: 0 BB: 0 P: 13	R: 1 E: 0 K: 1 S: 9	H: 1 LOB: 0 BB: 0 P: 15	R: 0 E: 0 K: 1 S: 9	H: 0 LOB: 0 BB: 1 P: 17	R: 0 E: 0 K: 1 S: 10	H: 1 LOB: 1 BB: 0 P: 16	R: 0 E: 0 K: 1 S: 10	H: 1 LOB: 1 BB: 0 P: 13	1B: 3 2B: 0 3B: 0 HR: 3	SF: 0 SAC: 0 DP: 1 HBP: 0	WP: 0 PB: 0 SB: 1 CS: 0	PA: 35																	
PITCHER	IP	WLS	BF	H	R	ER	SO	BB	IBB	HBP	BLK	WP	HR	S	P	ERA	WHIP	PITCHER					IP	WLS	BF	H	R	ER	SO	BB	IBB	HBP	BLK	WP	HR	S	P	ERA	WHIP
Jose Lima, R (1,1) Jason Green, R (7,1) Marc Valdes, R (8,1)	6.0	24	4	4	4	4	2	0	0	0	0	0	0	9	17	0.00	1.000						6.0	24	4	4	4	4	2	0	0	0	0	0	0	9	17	0.00	1.000

Houston Astros @ Cincinnati Reds  
Cinergy Field, Cincinnati, OH  
Tue Jul 25 2000, 7:35 PM EDT  
Att: 33,424 - Cloudy - 83 F

AB	32
R	4
H	6
RBI	4
BB	3
SO	7
LOB	8





Batter	1	2	3	4	5	6	7	8	9	AB R H RBI BB SO LOB	TOP				
<b>Bill Spiers, L</b> OBP: 0.401, SLG: 0.430 (1,4)										5 0 2 0 0 0 1	<b>Houston Astros @ Cincinnati Reds</b> Cinergy Field, Cincinnati, OH Wed Jul 26 2000, 12:35 PM EDT Att: 32,365 - Cloudy - 74 F				
<b>Julio Lugo, R</b> OBP: 0.324, SLG: 0.368 (1,6)										4 1 2 1 0 0 1					
<b>5 Jeff Bagwell, R</b> OBP: 0.415, SLG: 0.582 (1,3)										4 1 2 1 0 1 3					
<b>Daryle Ward, L</b> OBP: 0.276, SLG: 0.480 <b>Glen Barker, S</b> OBP: 0.295, SLG: 0.308 (8,8)										4 0 0 0 0 3 3 0 0 0 0 0 0 0					
<b>Moises Alou, R</b> OBP: 0.418, SLG: 0.610 (8,7)										4 1 2 1 0 0 1					
<b>Richard Hidalgo, R</b> OBP: 0.380, SLG: 0.617 (1,8)										3 0 1 0 1 0 1					
<b>Mitch Meluskey, S</b> OBP: 0.396, SLG: 0.511 (1,2)										4 0 1 0 0 1 3					
<b>Chris Truby, R</b> OBP: 0.287, SLG: 0.381 (1,5)										4 0 1 0 0 1 2					
<b>Scott Elarton, R</b> OBP: 0.265, SLG: 0.273 <b>Octavio Dotel, R</b> OBP: 0.065, SLG: 0.033 (8,1)										3 0 0 0 0 0 0 1 0 0 0 0 0 1					
<b>Inning Stats</b>	R: 0 E: 0 K: 1 S: 11	H: 2 LOB: 1 BB: 0 P: 17	R: 0 E: 0 K: 1 S: 12	H: 1 LOB: 1 BB: 1 P: 17	R: 0 E: 1 K: 1 S: 7	H: 1 LOB: 1 BB: 0 P: 10	R: 0 E: 1 K: 1 S: 11	H: 4 LOB: 0 BB: 0 P: 19	R: 0 E: 0 K: 0 S: 9	H: 1 LOB: 1 BB: 0 P: 8	R: 0 E: 0 K: 1 S: 6	H: 1 LOB: 1 BB: 0 P: 9	1B: 8 2B: 1 3B: 0 HR: 3	SF: 0 SAC: 0 DP: 2 HBP: 0	WP: 0 PA: 37 PB: 0 SB: 0 CS: 0
<b>PITCHER</b>	IP WLS BF H R ER SO BB IBB HBP BLK WP HR S P ERA WHIP												ERA WHIP		
<b>Steve Parris, R</b> ERA: 5.46 (1,1)	7.0 L 29 9 3 3 5 1 0 0 0 0 0 3 75 112 3.86 1.429														
<b>Mark Wohlers, R</b> ERA: (8,1)	2.0 8 2 0 0 1 0 0 0 0 0 0 0 12 17 0.00 1.000														

Batter	1	2	3	4	5	6	7	8	9	AB R H RBI BB SO LOB	BOTTOM								
<b>Chris Stynes, R</b> OBP: 0.459, SLG: 0.614 (1,5)										3 0 1 0 1 0 1	<b>Houston Astros @ Cincinnati Reds</b> Cinergy Field, Cincinnati, OH Wed Jul 26 2000, 12:35 PM EDT Att: 32,365 - Cloudy - 74 F								
<b>Barry Larkin, R</b> OBP: 0.395, SLG: 0.513 <b>Juan Castro, R</b> OBP: 0.307, SLG: 0.426 (5,6)										2 1 0 0 0 0 2 2 0 1 0 0 0 0									
<b>Ken Griffey Jr., L</b> OBP: 0.384, SLG: 0.551 (1,8)										4 0 1 1 0 2 3									
<b>Dante Bichette, R</b> OBP: 0.346, SLG: 0.472 (1,9)										4 0 0 0 0 0 1									
<b>Sean Casey, L</b> OBP: 0.368, SLG: 0.430 <b>Scott Sullivan, R</b> OBP: 0.200, SLG: 0.200 (9, PR)										4 0 1 0 0 0 0 0 0 0 0 0 0 0									
<b>Michael Tucker, L</b> OBP: 0.383, SLG: 0.556 <b>Mark Wohlers, R</b> OBP: 0.371, SLG: 0.480 (9, PH)										2 1 1 1 1 0 0 0 0 0 0 0 0 0 1 0 0 0 0 1 1									
<b>Eddie Taubensee, L</b> OBP: 0.302, SLG: 0.323 (1,2)										4 0 0 0 0 2 2									
<b>Pokey Reese, R</b> OBP: 0.321, SLG: 0.404 (1,4)										3 0 0 0 0 0 0									
<b>Steve Parris, R</b> OBP: 0.143, SLG: 0.206 <b>Dmitri Young, S</b> OBP: 0.338, SLG: 0.473 (8,7)										2 0 1 0 0 0 0 1 0 0 0 0 0 0									
<b>Inning Stats</b>	R: 0 E: 0 K: 1 S: 8	H: 0 LOB: 1 BB: 0 P: 15	R: 1 E: 0 K: 0 S: 7	H: 1 LOB: 0 BB: 0 P: 8	R: 1 E: 0 K: 0 S: 10	H: 2 LOB: 1 BB: 0 P: 18	R: 0 E: 0 K: 0 S: 10	H: 0 LOB: 0 BB: 1 P: 19	R: 0 E: 0 K: 1 S: 10	H: 0 LOB: 0 BB: 0 P: 10	R: 0 E: 0 K: 1 S: 7	H: 0 LOB: 0 BB: 0 P: 9	R: 0 E: 0 K: 2 S: 12	H: 2 LOB: 2 BB: 0 P: 15	R: 0 E: 0 K: 2 S: 12	H: 1 LOB: 1 BB: 0 P: 15	1B: 4 2B: 1 3B: 0 HR: 1	SF: 0 SAC: 0 DP: 0 HBP: 0	WP: 0 PA: 34 PB: 0 SB: 0 CS: 0
<b>PITCHER</b>	IP WLS BF H R ER SO BB IBB HBP BLK WP HR S P ERA WHIP												ERA WHIP						
<b>Scott Elarton, R</b> ERA: 5.21 (1,1)	7.2 W 29 5 2 2 3 2 0 0 0 0 0 1 68 105 2.35 0.913																		
<b>Octavio Dotel, R</b> ERA: 5.29 (8,1)	1.1 S 5 1 0 0 2 0 0 0 0 0 0 0 14 18 0.00 0.750																		



Batter	1	2	3	4	5	6	7	8	9	AB	R	H	RBI	BB	SO	LOB	TOP								
Chris Stynes, R OBP: 0.457, SLG: 0.614	0-1 FC4-6 BB E 1B	1-2 FC6-4 BB HR		1-2 G5-3		0-2 E 2B		2-1 G6-3		5	3	2	0	0	0	2	<p>Cincinnati Reds @ Montreal Expos</p> <p>Olympic Stadium, Montreal, QB</p> <p>Fri Jul 28 2000, 7:05 PM EDT</p> <p>Att: 11,547 - Dome - 72 F</p>								
Barry Larkin, R OBP: 0.396, SLG: 0.509	4-0 FC4-6 BB	4-2 FC4-6 BB		0-0 G3-1		2-3 K		3-3 K		2	1	0	0	2	1	1									
Brooks Kieschnick, L OBP: 0.200, SLG: 0.200	1-2 FC4-6 BB	1-2 HR BB								1	0	0	0	0	1	0									
Scott Sullivan, R OBP: 0.200, SLG: 0.200										0	0	0	0	0	0	0									
Ken Griffey Jr., L OBP: 0.382, SLG: 0.554	1-1 FC4-6 E 1-2 2-3	1-0 HR		1-1 P6		2-1 E8 2-H		1-3 K		5	2	1	4	0	1	2									
Dante Bichette, R OBP: 0.344, SLG: 0.466	1-2 L5	1-2 F9				4-0 FC6-4 1B BB		1-1 F7		4	0	0	0	1	1	3									
Michael Tucker, L OBP: 0.363, SLG: 0.556								3-3 K		0	0	0	0	0	0	0									
Sean Casey, L OBP: 0.372, SLG: 0.434	0-1 E9 1-H 3-H 2B			2-0 FC3-6 1B		0-0 F7		1-0 G4-3		4	1	2	2	1	0	1									
Dmitri Young, S OBP: 0.336, SLG: 0.472	0-0 G4-3			0-0 FC3-6 1B		0-0 P6		0-0 G4-3		5	0	1	1	0	0	3									
Alex Ochoa, R OBP: 0.371, SLG: 0.480				1-2 FC3-6 1B				1-H 1B 2B		0	0	0	0	0	0	0									
Eddie Taubensee, L OBP: 0.311, SLG: 0.336		1-0 FC5 1B		0-0 F8		1-0 FC6-4 1B		2-2 2B		5	0	4	0	0	0	1									
Pokey Reese, R OBP: 0.325, SLG: 0.405		0-0 FC6-4 FC5 1B		0-1 1B		1-1 FC6-4 1-2 2-3		4-0 IBB		4	1	2	0	1	0	3									
Elmer Dessens, R OBP: 0.278, SLG: 0.188		0-0 FC5		2-2 G3				0-0 G4-3		4	0	0	0	0	0	6									
Juan Castro, R OBP: 0.307, SLG: 0.426		1-2 FC5 FC6-4						0-0 G6-3		0	0	0	0	0	0	0									
<b>Inning Stats</b>	R: 2 E: 1 K: 0 S: 10	H: 2 LOB: 1 BB: 1 P: 16	R: 4 E: 0 K: 0 S: 12	H: 3 LOB: 0 BB: 1 P: 20	R: 0 E: 0 K: 0 S: 9	H: 2 LOB: 2 BB: 0 P: 13	R: 0 E: 0 K: 0 S: 6	H: 0 LOB: 0 BB: 1 P: 8	R: 0 E: 0 K: 0 S: 5	H: 1 LOB: 2 BB: 1 P: 11	R: 1 E: 1 K: 1 S: 11	H: 1 LOB: 1 BB: 0 P: 16	R: 0 E: 0 K: 0 S: 6	H: 1 LOB: 2 BB: 1 P: 13	R: 0 E: 0 K: 2 S: 9	H: 0 LOB: 0 BB: 0 P: 15	R: 1 E: 0 K: 1 S: 11	H: 2 LOB: 1 BB: 1 P: 21	1B: 7 2B: 4 3B: 0 HR: 1	SF: 0 SAC: 0 DP: 0 HBP: 0	WP: 0 PB: 0 SB: 0 CS: 0	PA: 44			
<b>PITCHER</b>	IP WLS BF H R ER SO BB IBB HBP BLK WP HR S P ERA WHIP	IP WLS BF H R ER SO BB IBB HBP BLK WP HR S P ERA WHIP	IP WLS BF H R ER SO BB IBB HBP BLK WP HR S P ERA WHIP	IP WLS BF H R ER SO BB IBB HBP BLK WP HR S P ERA WHIP	IP WLS BF H R ER SO BB IBB HBP BLK WP HR S P ERA WHIP	IP WLS BF H R ER SO BB IBB HBP BLK WP HR S P ERA WHIP	IP WLS BF H R ER SO BB IBB HBP BLK WP HR S P ERA WHIP	IP WLS BF H R ER SO BB IBB HBP BLK WP HR S P ERA WHIP	IP WLS BF H R ER SO BB IBB HBP BLK WP HR S P ERA WHIP	IP WLS BF H R ER SO BB IBB HBP BLK WP HR S P ERA WHIP	IP WLS BF H R ER SO BB IBB HBP BLK WP HR S P ERA WHIP	IP WLS BF H R ER SO BB IBB HBP BLK WP HR S P ERA WHIP	IP WLS BF H R ER SO BB IBB HBP BLK WP HR S P ERA WHIP	IP WLS BF H R ER SO BB IBB HBP BLK WP HR S P ERA WHIP	IP WLS BF H R ER SO BB IBB HBP BLK WP HR S P ERA WHIP	IP WLS BF H R ER SO BB IBB HBP BLK WP HR S P ERA WHIP	IP WLS BF H R ER SO BB IBB HBP BLK WP HR S P ERA WHIP	IP WLS BF H R ER SO BB IBB HBP BLK WP HR S P ERA WHIP	IP WLS BF H R ER SO BB IBB HBP BLK WP HR S P ERA WHIP	IP WLS BF H R ER SO BB IBB HBP BLK WP HR S P ERA WHIP	IP WLS BF H R ER SO BB IBB HBP BLK WP HR S P ERA WHIP	IP WLS BF H R ER SO BB IBB HBP BLK WP HR S P ERA WHIP	IP WLS BF H R ER SO BB IBB HBP BLK WP HR S P ERA WHIP	IP WLS BF H R ER SO BB IBB HBP BLK WP HR S P ERA WHIP	IP WLS BF H R ER SO BB IBB HBP BLK WP HR S P ERA WHIP

AB	39
R	8
H	12
RBI	7
BB	5
SO	4
LOB	22



Batter	1	2	3	4	5	6	7	8	9	AB	R	H	RBI	BB	SO	LOB	BOTTOM							
Milton Bradley, S OBP: 0.349, SLG: 0.316	2-1 G1-3		0-3 K		0-0 5-3-4-2		2-0 G3			4	0	0	0	0	1	4	<p>Cincinnati Reds @ Montreal Expos</p> <p>Olympic Stadium, Montreal, QB</p> <p>Fri Jul 28 2000, 7:05 PM EDT</p> <p>Att: 11,547 - Dome - 72 F</p>							
Anthony Telford, R										0	0	0	0	0	0	0								
Steve Kline, S										0	0	0	0	0	0	0								
Peter Bergeron, L OBP: 0.313, SLG: 0.335	2-2 F9		1-0 F8			1-3 K		3-3 K		4	0	0	0	0	2	1								
Jose Vidro, S OBP: 0.393, SLG: 0.564	2-1 G4-3			1-0 F9		2-2 G4-3		1-0 F8		4	0	0	0	0	0	0								
Vladimir Guerrero, R OBP: 0.421, SLG: 0.667		0-1 FC3-6 1B		3-2 G1-3		1-1 G5-3		1-1 L5		4	0	1	0	0	0	0								
Lee Stevens, L OBP: 0.347, SLG: 0.492		0-0 F9		0-1 G3			0-1 1B FC6-4 1B		0-0 G6-4-3 1B	4	1	2	0	0	0	1								
Geoff Blum, S OBP: 0.350, SLG: 0.461		3-2 FC3-6 FC5-4			0-0 1B		2-2 FC6-4 1B		1-1 F9	4	2	2	0	0	0	2								
Chris Widger, R OBP: 0.319, SLG: 0.461		1-0 FC5-4			1-1 G3 1B		0-0 FC6-4 1B		1-0 G6-4-3	4	0	2	0	0	0	2								
Tomas De La Rosa, R OBP: 0.364, SLG: 0.476			0-0 G6-3		2-2 G3 1B		1-1 FC6-4 G3-1			2	0	1	1	0	0	0								
Fernando Seguinol, S OBP: 0.426, SLG: 0.667					1-2 2-H 1B		1-2 2-3 3-H			1	0	0	1	0	0	2								
Mike Johnson, L OBP: 0.222, SLG: 0.176			4-1 BB		1-2 G3		0-0 G3-1			0	0	0	0	1	0	0								
Andy Tracy, L OBP: 0.313, SLG: 0.338										1	0	0	0	0	0	2								
Felipe Lira, R OBP: 0.300, SLG: 0.667										0	0	0	0	0	0	0								
Wilton Guerrero, S OBP: 0.307, SLG: 0.299										1	0	0	1	0	0	1								
Mike Mordcaai, R OBP: 0.323, SLG: 0.452										0	0	0	0	0	0	0								
<b>Inning Stats</b>	R: 0 E: 0 K: 0 S: 7	H: 0 LOB: 0 BB: 0 P: 13	R: 0 E: 0 K: 0 S: 9	H: 1 LOB: 1 BB: 0 P: 13	R: 0 E: 0 K: 1 S: 8	H: 0 LOB: 1 BB: 1 P: 13	R: 0 E: 0 K: 0 S: 7	H: 0 LOB: 0 BB: 0 P: 11	R: 0 E: 0 K: 0 S: 10	H: 3 LOB: 1 BB: 0 P: 14	R: 0 E: 0 K: 1 S: 8	H: 0 LOB: 0 BB: 0 P: 12	R: 2 E: 0 K: 0 S: 10	H: 3 LOB: 1 BB: 0 P: 15	R: 0 E: 0 K: 1 S: 6	H: 0 LOB: 0 BB: 0 P: 11	R: 0 E: 0 K: 0 S: 4	H: 1 LOB: 0 BB: 0 P: 6	1B: 8 2B: 1 3B: 0 HR: 0	SF: 0 SAC: 0 DP: 2 HBP: 0	WP: 0 PB: 0 SB: 0 CS: 0	PA: 34		
<b>PITCHER</b>	IP WLS BF H R ER SO BB IBB HBP BLK WP HR S P ERA WHIP	IP WLS BF H R ER SO BB IBB HBP BLK WP HR S P ERA WHIP	IP WLS BF H R ER SO BB IBB HBP BLK WP HR S P ERA WHIP	IP WLS BF H R ER SO BB IBB HBP BLK WP HR S P ERA WHIP	IP WLS BF H R ER SO BB IBB HBP BLK WP HR S P ERA WHIP	IP WLS BF H R ER SO BB IBB HBP BLK WP HR S P ERA WHIP	IP WLS BF H R ER SO BB IBB HBP BLK WP HR S P ERA WHIP	IP WLS BF H R ER SO BB IBB HBP BLK WP HR S P ERA WHIP	IP WLS BF H R ER SO BB IBB HBP BLK WP HR S P ERA WHIP	IP WLS BF H R ER SO BB IBB HBP BLK WP HR S P ERA WHIP	IP WLS BF H R ER SO BB IBB HBP BLK WP HR S P ERA WHIP	IP WLS BF H R ER SO BB IBB HBP BLK WP HR S P ERA WHIP	IP WLS BF H R ER SO BB IBB HBP BLK WP HR S P ERA WHIP	IP WLS BF H R ER SO BB IBB HBP BLK WP HR S P ERA WHIP	IP WLS BF H R ER SO BB IBB HBP BLK WP HR S P ERA WHIP	IP WLS BF H R ER SO BB IBB HBP BLK WP HR S P ERA WHIP	IP WLS BF H R ER SO BB IBB HBP BLK WP HR S P ERA WHIP	IP WLS BF H R ER SO BB IBB HBP BLK WP HR S P ERA WHIP	IP WLS BF H R ER SO BB IBB HBP BLK WP HR S P ERA WHIP	IP WLS BF H R ER SO BB IBB HBP BLK WP HR S P ERA WHIP	IP WLS BF H R ER SO BB IBB HBP BLK WP HR S P ERA WHIP	IP WLS BF H R ER SO BB IBB HBP BLK WP HR S P ERA WHIP	IP WLS BF H R ER SO BB IBB HBP BLK WP HR S P ERA WHIP	IP WLS BF H R ER SO BB IBB HBP BLK WP HR S P ERA WHIP





Batter	1	2	3	4	5	6	7	8	9	10	11	AB	R	H	RBI	BB	SO	LOB	TOP					
Chris Stynes, R OBP: 0.442, SLG: 0.591			G3-1			K	G1-3			K	F7	6	0	0	0	0	3	1						
Bary Larkin, R OBP: 0.399, SLG: 0.511				P4		3B	1B	G4-3		1B		5	1	3	0	0	0	0						
Ken Griffey Jr., L OBP: 0.382, SLG: 0.556	F9			F7		1B	3B	K		K	1B	4	1	1	1	1	1	1						
Dante Bichette, R OBP: 0.343, SLG: 0.463	F8			K		2B	FC6-2	1B		F8	P2	5	0	1	1	0	1	3						
Sean Casey, L OBP: 0.369, SLG: 0.434		G1-3			G3		2B		G4-3	G3-1		5	0	1	0	0	0	2						
Dmitri Young, S OBP: 0.332, SLG: 0.465		G6-3			G4-3	FC6-2			G4-3		F8	5	0	0	0	0	0	2						
Eddie Taubensee, L OBP: 0.316, SLG: 0.364				K		1B	F6			HR		5	2	3	2	0	1	2						
Pokey Reese, R OBP: 0.326, SLG: 0.405			F8			1B					G3-1	5	0	2	0	0	1	0						
Pete Harnisch, S OBP: 0.174, SLG: 0.174				K		1B						2	0	0	0	0	2	2						
Michael Tucker, L OBP: 0.181, SLG: 0.181												1	0	0	0	0	1	0						
Mark Wohlers, R OBP: 0.181, SLG: 0.181												0	0	0	0	0	0	0						
Brooks Kieschnick, L OBP: 0.181, SLG: 0.181												0	0	0	0	0	0	0						
Alex Ochoa, R OBP: 0.181, SLG: 0.181												1	0	0	0	0	1	1						
Danny Graves, R OBP: 0.181, SLG: 0.181												0	0	0	0	1	0	0						
<b>Inning Stats</b>	R: 0 E: 0 K: 1 S: 11	H: 1 LOB: 1 BB: 0 P: 16	R: 0 E: 0 K: 1 S: 7	H: 0 LOB: 0 BB: 0 P: 10	R: 0 E: 0 K: 1 S: 8	H: 0 LOB: 0 BB: 0 P: 10	R: 0 E: 0 K: 1 S: 8	H: 0 LOB: 0 BB: 0 P: 14	R: 0 E: 0 K: 1 S: 11	H: 2 LOB: 2 BB: 0 P: 14	R: 2 E: 0 K: 1 S: 15	H: 4 LOB: 2 BB: 0 P: 19	R: 0 E: 0 K: 1 S: 9	H: 0 LOB: 0 BB: 0 P: 13	R: 1 E: 0 K: 1 S: 12	H: 2 LOB: 1 BB: 0 P: 18	R: 0 E: 0 K: 1 S: 9	H: 1 LOB: 2 BB: 1 P: 17	R: 1 E: 0 K: 0 S: 7	H: 1 LOB: 1 BB: 1 P: 11	1B: 7 2B: 1 3B: 1 HR: 2	SF: 0 SAC: 0 DP: 0 HBP: 0	WP: 0 PB: 0 SB: 1 CS: 0	PA: 46
<b>PITCHER</b>	IP WLS BF H R ER SO BB IBB HBP BLK WP HR S P ERA WHIP																							
Javier Vazquez, R ERA: 4.05	(1, 1) 8.2 35 9 3 3 9 0 0 0 0 0 0 0 3 3 0.00 1.038																							
Steve Kline, L ERA: 2.91	(9, 1) 0.1 1 0 0 0 1 0 0 0 0 0 0 0 3 3 0.00 0.000																							
Scott Strickland, R ERA: 3.7	(10, 1) 0.2 4 1 0 0 1 0 1 0 0 0 0 0 7 14 0.00 1.500																							
51 Scott Forster, L ERA: 6.75	(10, 1) 0.1 1 0 0 0 0 0 0 0 0 0 0 0 2 3 0.00 0.000																							
Julio Santana, R ERA: 4.23	(11, 1) 1.0 L 5 1 1 1 0 1 0 0 0 0 0 1 7 11 9.00 2.000																							

Cincinnati Reds @ Montreal Expos  
Olympic Stadium, Montreal, QB  
Sat Jul 29 2000, 7:05 PM EDT  
Att. 13,577 - Dome - 72 F

AB	44
R	4
H	11
RBI	4
BB	2
SO	11
LOB	14



Batter	1	2	3	4	5	6	7	8	9	10	11	AB	R	H	RBI	BB	SO	LOB	BOTTOM					
Milton Bradley, S OBP: 0.354, SLG: 0.349	F7		G6-3		G3	1B	2B		G4-3		SH3	5	1	2	0	0	0	0						
Peter Bergeron, L OBP: 0.315, SLG: 0.334			G6-3		G3				G6-3		SH3	4	0	1	0	0	0	1						
Jose Vidro, S OBP: 0.391, SLG: 0.559	F9			F8		1B			K		G1-3	5	0	1	1	0	1	2						
Vladimir Guerrero, R OBP: 0.421, SLG: 0.665	F7			1B	2B		P4		G6-3			4	1	1	0	1	0	2						
Lee Stevens, L OBP: 0.348, SLG: 0.489			G4-3		F8		F7			FC5	1B	4	0	1	0	0	0	1						
Wilton Guerrero, S OBP: 0.307, SLG: 0.299												0	0	0	0	0	0	0						
Mike Mordecai, R OBP: 0.321, SLG: 0.448												1	0	0	0	0	1	2						
Geoff Blum, S OBP: 0.364, SLG: 0.469		G2-3		BB		FC5-4	1B		CS	1B		4	0	3	1	1	0	0						
Chris Widger, R OBP: 0.313, SLG: 0.452		G2-3		BB		FC5-4	1B		K			5	0	0	0	0	1	5						
Tomas De La Rosa, R OBP: 0.360, SLG: 0.583			G4-3									3	1	1	1	0	0	1						
Andy Tracy, L OBP: 0.317, SLG: 0.343												2	0	1	0	0	0	0						
Javier Vazquez, R ERA: 4.05	(1, 1) 6.0 25 9 3 3 9 0 0 0 0 0 0 0 3 3 0.00 1.333																							
Steve Kline, S ERA: 2.91	(7, 1) 2.0 6 0 0 0 1 0 0 0 0 0 0 0 11 19 0.00 0.000																							
Fernando Seguinol, S ERA: 3.7	(10, 1) 3.0 W 13 4 0 0 1 0 1 0 0 0 0 0 26 47 0.00 1.333																							
51 Scott Forster, R ERA: 6.75	(10, 1) 0.1 1 0 0 0 0 0 0 0 0 0 0 0 2 3 0.00 0.000																							
Julio Santana, R ERA: 4.23	(11, 1) 1.0 L 5 1 1 1 0 1 0 0 0 0 0 1 7 11 9.00 2.000																							
<b>Inning Stats</b>	R: 0 E: 0 K: 0 S: 10	H: 1 LOB: 1 BB: 0 P: 16	R: 0 E: 0 K: 0 S: 6	H: 0 LOB: 1 BB: 1 P: 13	R: 0 E: 0 K: 0 S: 6	H: 0 LOB: 0 BB: 0 P: 7	R: 1 E: 0 K: 0 S: 11	H: 2 LOB: 1 BB: 0 P: 14	R: 2 E: 0 K: 0 S: 6	H: 3 LOB: 1 BB: 0 P: 11	R: 0 E: 0 K: 1 S: 8	H: 1 LOB: 0 BB: 0 P: 14	R: 0 E: 0 K: 0 S: 5	H: 0 LOB: 0 BB: 0 P: 9	R: 0 E: 0 K: 0 S: 12	H: 3 LOB: 2 BB: 0 P: 20	R: 0 E: 0 K: 1 S: 9	H: 1 LOB: 2 BB: 1 P: 19	R: 0 E: 0 K: 0 S: 5	H: 0 LOB: 0 BB: 0 P: 8	1B: 8 2B: 2 3B: 0 HR: 1	SF: 0 SAC: 1 DP: 0 HBP: 0	WP: 0 PB: 0 SB: 0 CS: 1	PA: 44
<b>PITCHER</b>	IP WLS BF H R ER SO BB IBB HBP BLK WP HR S P ERA WHIP																							
Pete Harnisch, R ERA: 5.25	(1, 1) 6.0 25 9 3 3 9 0 0 0 0 0 0 0 3 3 0.00 1.333																							
Mark Wohlers, R ERA: 2.91	(7, 1) 2.0 6 0 0 0 1 0 0 0 0 0 0 0 11 19 0.00 0.000																							
Danny Graves, R ERA: 6.75	(10, 1) 3.0 W 13 4 0 0 1 0 1 0 0 0 0 0 26 47 0.00 1.333																							

Cincinnati Reds @ Montreal Expos  
Olympic Stadium, Montreal, QB  
Sat Jul 29 2000, 7:05 PM EDT  
Att. 13,577 - Dome - 72 F

AB	41
R	3
H	11
RBI	3
BB	2
SO	3
LOB	16









Batter	1	2	3	4	5	6	7	8	9	AB	R	H	RBI	BB	SO	LOB	TOP			
Chris Stynes, R (1.5) OBP: 0.435, SLG: 0.575										5	1	2	0	0	1	3	<b>Cincinnati Reds @ New York Mets</b> Shea Stadium, Flushing, NY Mon Jul 31 2000, 7:10 PM EDT Att. 42,774 - Overcast - 69 F			
Barry Larkin, R (1.6) OBP: 0.395, SLG: 0.511										4	0	1	1	1	2	1				
Ken Griffey Jr., L (1.8) OBP: 0.376, SLG: 0.551										5	2	2	0	0	2	4				
Dante Bichette, R (1.9) OBP: 0.345, SLG: 0.468										4	1	2	3	0	1	0				
Michael Tucker, L (9.9) OBP: 0.373, SLG: 0.538										0	0	0	0	0	0	0				
Sean Casey, L (1.3) OBP: 0.371, SLG: 0.435										3	0	0	1	1	0	1				
Dmitri Young, S (1.7) OBP: 0.325, SLG: 0.467										4	0	0	0	0	2	1				
Alex Ochoa, R (8.7)										0	0	0	0	0	0	0				
Eddie Taubensee, L (1.2) OBP: 0.324, SLG: 0.380										1	0	1	0	0	0	0				
Benito Santiago, R (2.2) OBP: 0.289, SLG: 0.365										3	1	2	0	0	1	0				
Pokey Reese, R (1.4) OBP: 0.324, SLG: 0.401										4	1	0	0	0	0	3				
Scott Williamson, R (1.1)										2	0	0	0	0	0	2				
Larry Luebbers, R (7.1)										0	0	0	1	0	0	0				
<b>Inning Stats</b>	R: 3 E: 0 K: 2 S: 17	H: 3 LOB: 0 BB: 0 P: 23	R: 0 E: 0 K: 1 S: 11	H: 1 LOB: 1 BB: 0 P: 14	R: 1 E: 0 K: 1 S: 11	H: 2 LOB: 0 BB: 0 P: 16	R: 0 E: 0 K: 1 S: 6	H: 0 LOB: 0 BB: 0 P: 9	R: 0 E: 0 K: 1 S: 6	H: 0 LOB: 1 BB: 1 P: 18	R: 1 E: 1 K: 0 S: 16	H: 2 LOB: 2 BB: 0 P: 28	R: 0 E: 0 K: 2 S: 10	H: 0 LOB: 0 BB: 0 P: 13	R: 1 E: 0 K: 1 S: 12	H: 2 LOB: 2 BB: 1 P: 23	1B: 7 2B: 3 3B: 0 HR: 0	SF: 1 SAC: 1 DP: 1 HBP: 0	WP: 0 PB: 0 SB: 0 CS: 0	PA: 39
<b>PITCHER</b>	IP WLS BF H R ER SO BB IBB HBP BLK WP HR S P ERA WHIP																			
Glendon Rusch, L (1.1) ERA: 4.12	6.0 L 26 7 5 4 6 1 0 0 0 0 0 0 69 103 6.00 1.333																			
Rick White, R (7.1) ERA: 3.51	1.0 4 1 0 0 0 0 0 0 0 0 0 0 9 15 0.00 1.000																			
Turk Wendell, R (8.1) ERA: 3.45	1.0 3 0 0 0 2 0 0 0 0 0 0 0 10 13 0.00 0.000																			
Pat Mahomes, R (9.1) ERA: 3.9	1.0 6 2 1 1 1 1 0 0 0 0 0 0 12 23 9.00 3.000																			

Batter	1	2	3	4	5	6	7	8	9	AB	R	H	RBI	BB	SO	LOB	BOTTOM			
Benny Agbayani, R (1.7) OBP: 0.390, SLG: 0.476										5	0	0	0	0	1	3	<b>Cincinnati Reds @ New York Mets</b> Shea Stadium, Flushing, NY Mon Jul 31 2000, 7:10 PM EDT Att. 42,774 - Overcast - 69 F			
Derek Bell, R (1.8) OBP: 0.376, SLG: 0.467										3	0	1	0	1	0	1				
Edgardo Alfonzo, R (1.4) OBP: 0.416, SLG: 0.512										4	0	2	0	0	0	2				
31 Mike Piazza, R (1.2) OBP: 0.413, SLG: 0.674										4	0	0	0	0	1	3				
Robin Ventura, L (1.5) OBP: 0.347, SLG: 0.457										4	0	1	0	0	1	1				
Todd Zeile, R (1.3) OBP: 0.380, SLG: 0.521										4	0	3	0	0	1	1				
Bubba Trammell, R (1.9) OBP: 0.350, SLG: 0.472										3	0	0	0	1	0	3				
Mike Bordick, R (1.6) OBP: 0.348, SLG: 0.480										4	0	0	0	0	0	4				
Glendon Rusch, L (1.1) ERA: 4.12										2	0	1	0	0	1	0				
Rick White, R (7.1) ERA: 3.51										0	0	0	0	0	0	0				
Matt Franco, L (7.9H) OBP: 0.325, SLG: 0.260										1	0	0	0	0	1	0				
Turk Wendell, L (8.1) ERA: 3.45										0	0	0	0	0	0	0				
Pat Mahomes, R (9.1) ERA: 3.9										0	0	0	0	0	0	0				
Lenny Harris, L (9.9H) OBP: 0.201, SLG: 0.300										0	0	0	1	0	0	0				
<b>Inning Stats</b>	R: 0 E: 0 K: 0 S: 8	H: 1 LOB: 1 BB: 1 P: 15	R: 0 E: 0 K: 1 S: 11	H: 1 LOB: 0 BB: 0 P: 16	R: 0 E: 0 K: 0 S: 8	H: 1 LOB: 1 BB: 0 P: 12	R: 0 E: 0 K: 0 S: 7	H: 1 LOB: 2 BB: 1 P: 16	R: 0 E: 0 K: 1 S: 11	H: 1 LOB: 1 BB: 0 P: 18	R: 0 E: 0 K: 1 S: 10	H: 0 LOB: 0 BB: 0 P: 15	R: 0 E: 0 K: 1 S: 9	H: 1 LOB: 0 BB: 0 P: 12	R: 0 E: 0 K: 1 S: 16	H: 1 LOB: 2 BB: 1 P: 25	1B: 6 2B: 2 3B: 0 HR: 0	SF: 0 SAC: 0 DP: 1 HBP: 0	WP: 2 PB: 0 SB: 0 CS: 0	PA: 37
<b>PITCHER</b>	IP WLS BF H R ER SO BB IBB HBP BLK WP HR S P ERA WHIP																			
Scott Williamson, R (1.1) ERA: 3.24	6.0 W 25 6 0 0 3 2 0 0 0 0 0 0 55 92 0.00 1.333																			
Larry Luebbers, R (7.1) ERA: 2.53	3.0 S 12 2 0 0 3 1 0 0 0 0 0 0 35 52 0.00 1.000																			

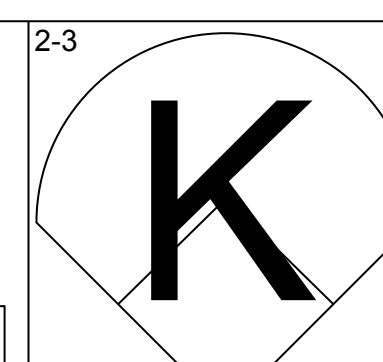
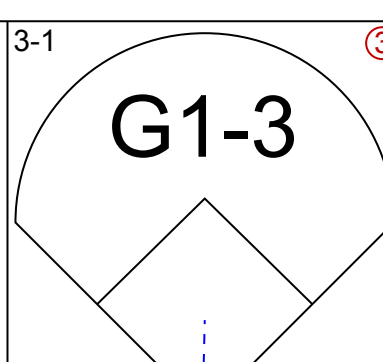
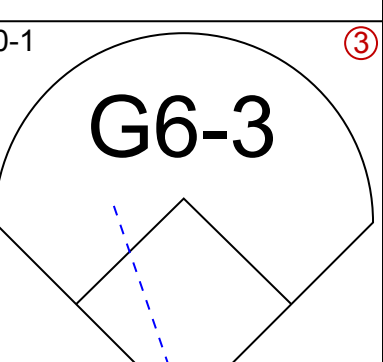
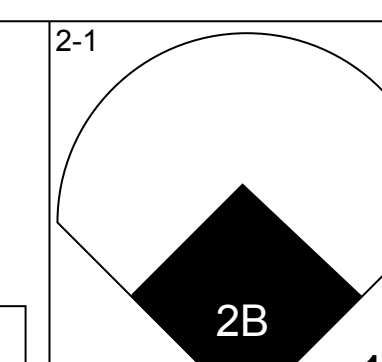
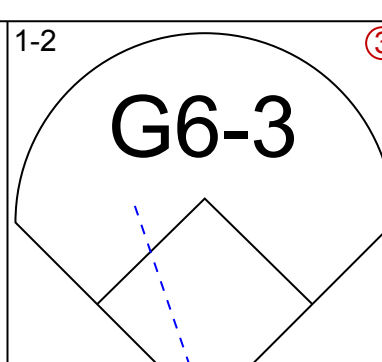
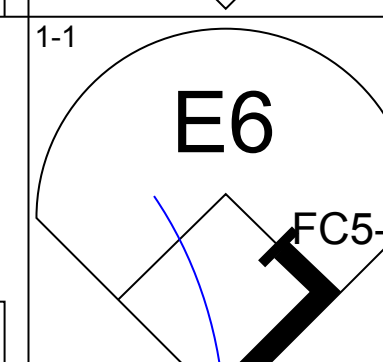
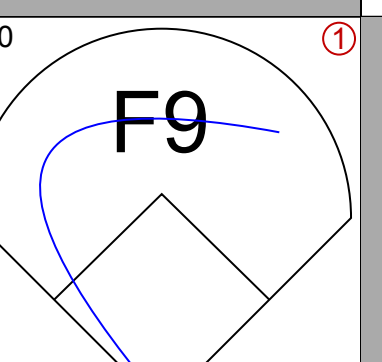
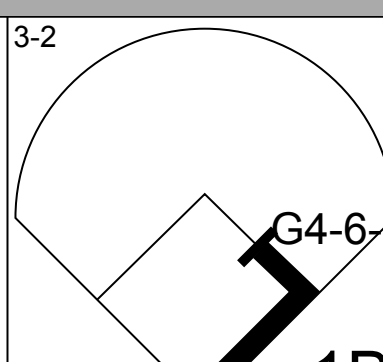
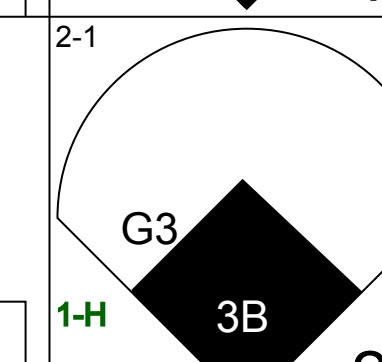
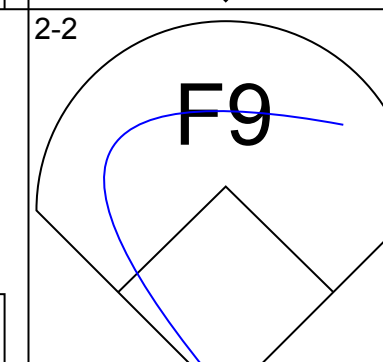
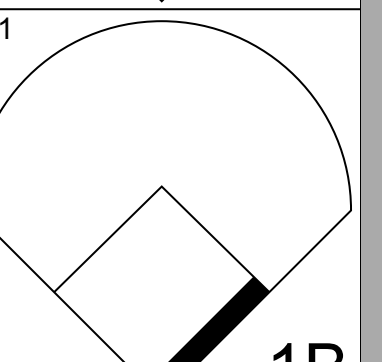
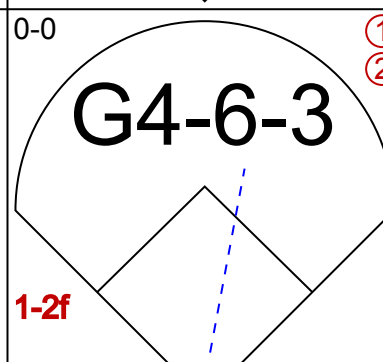
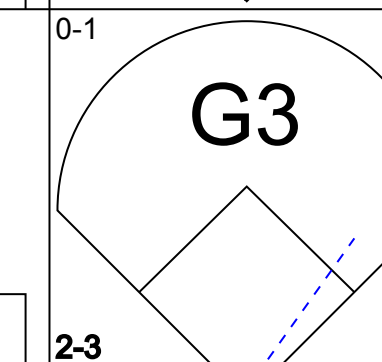
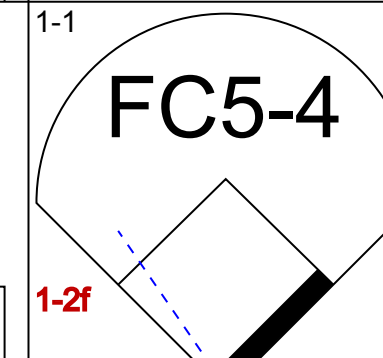
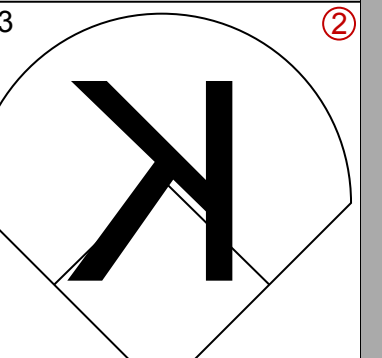
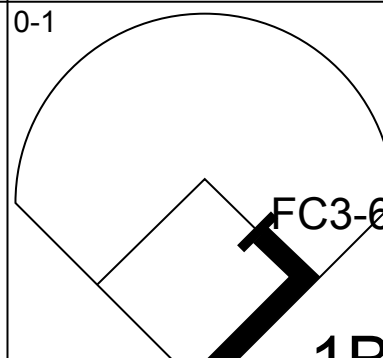
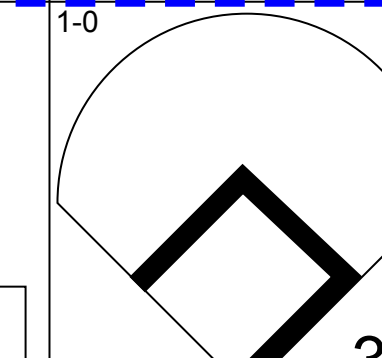
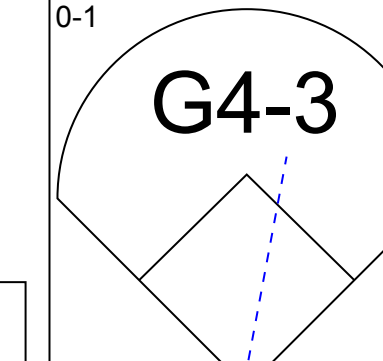
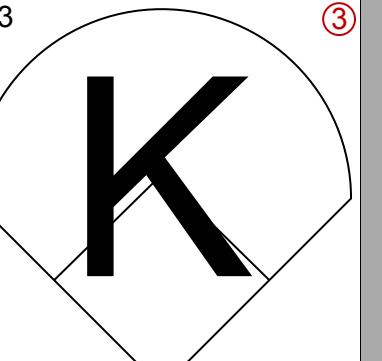
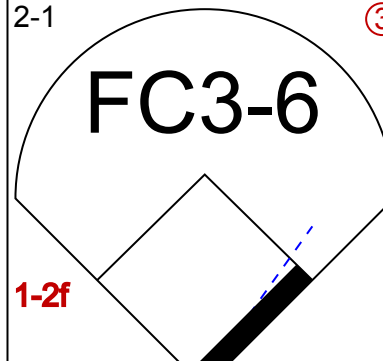
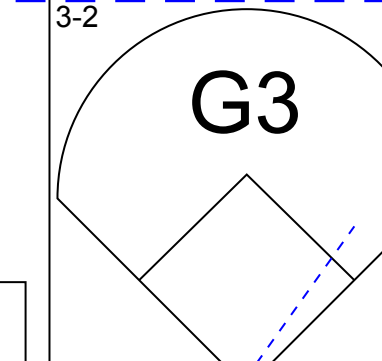

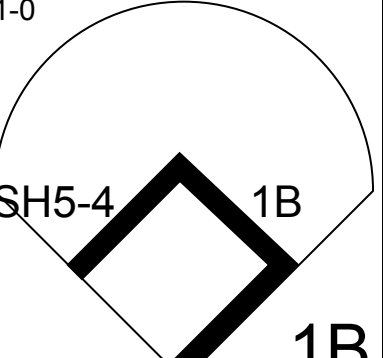
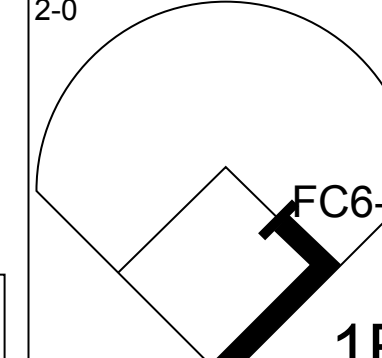
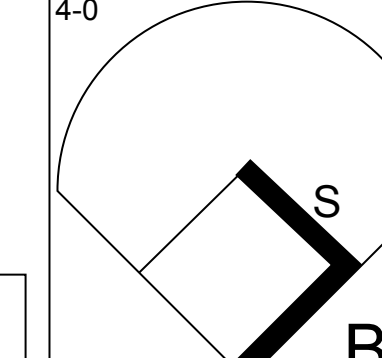

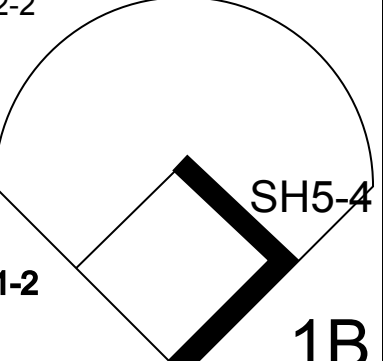
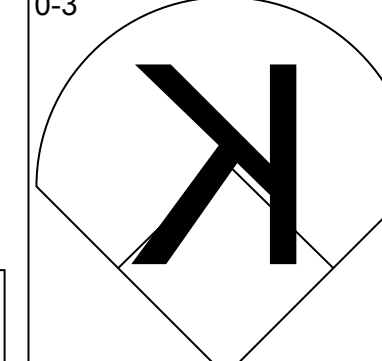
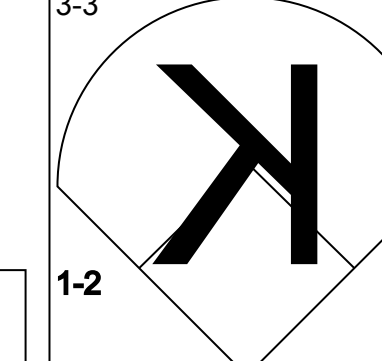
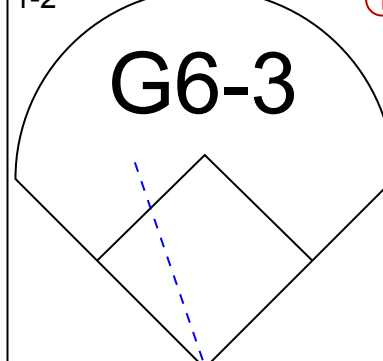
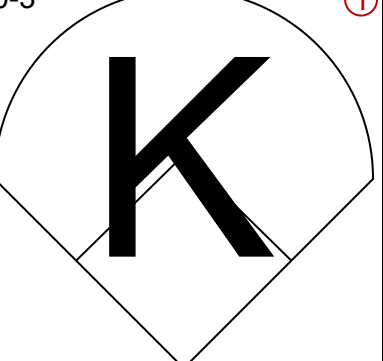
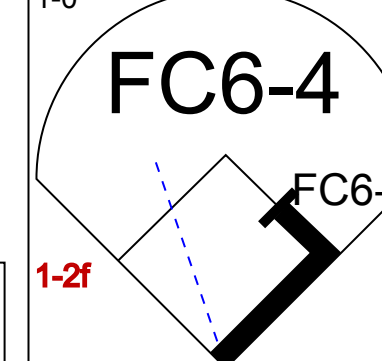
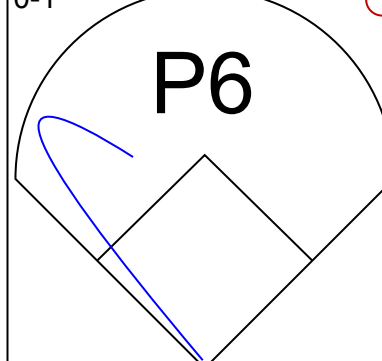
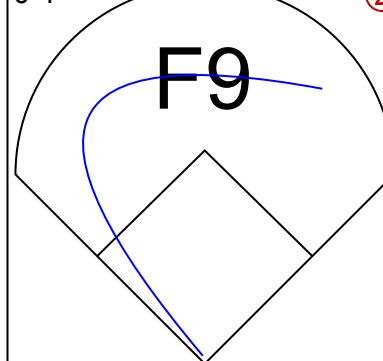
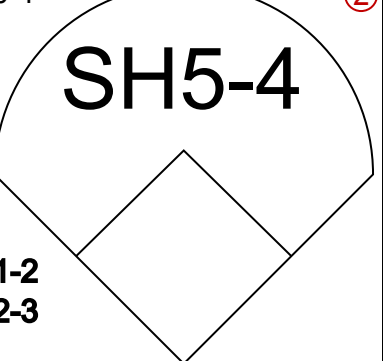
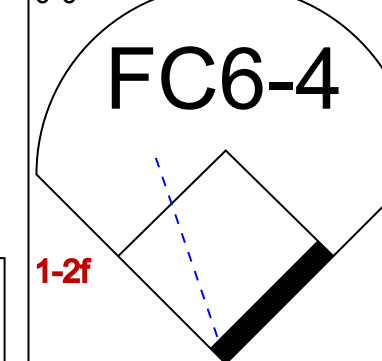
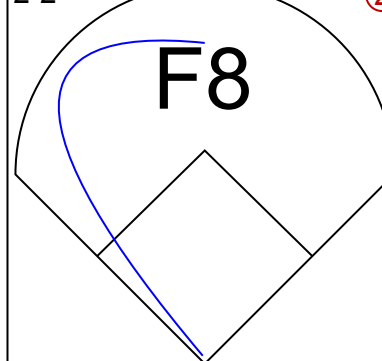
AB 35  
R 6  
H 10  
RBI 6  
BB 2  
SO 9  
LOB 15



AB 34  
R 0  
H 8  
RBI 0  
BB 3  
SO 6  
LOB 18

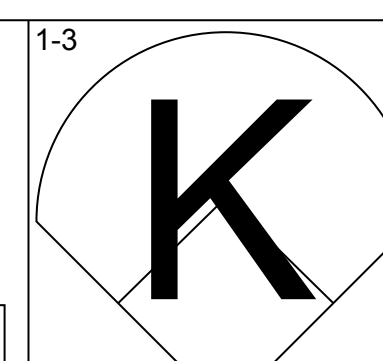
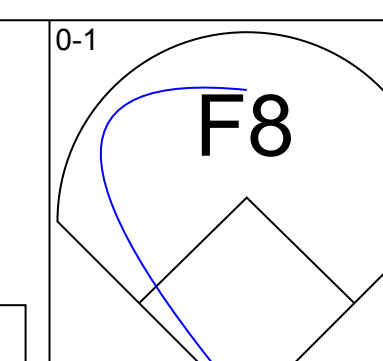
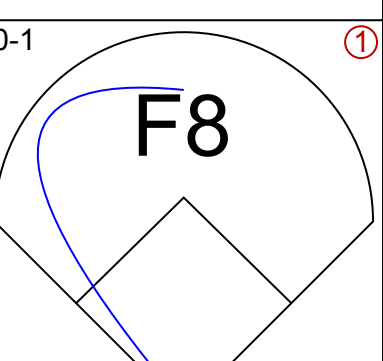
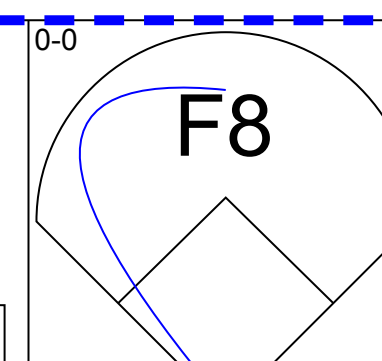
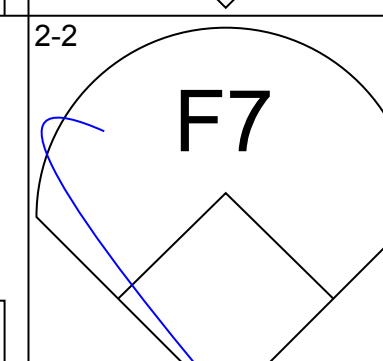
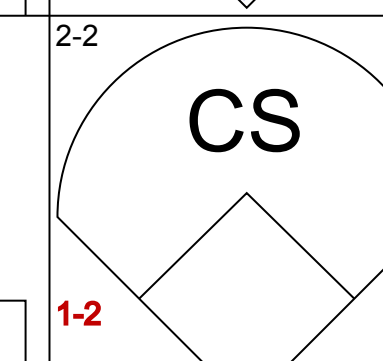
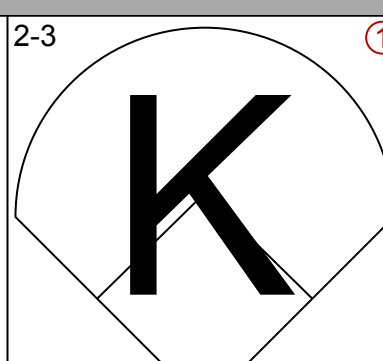
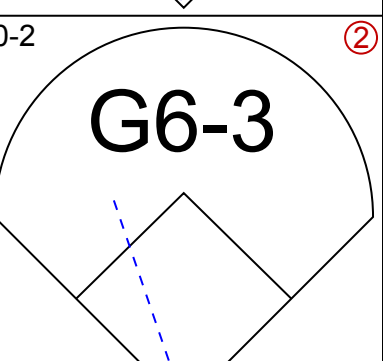
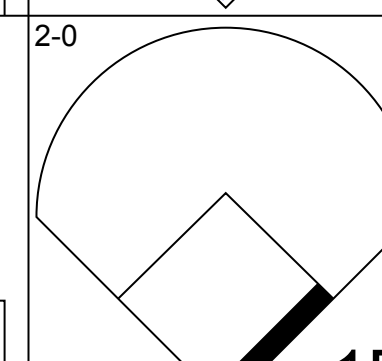
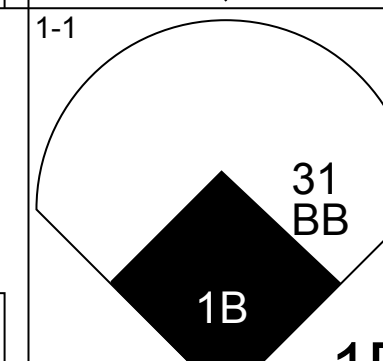
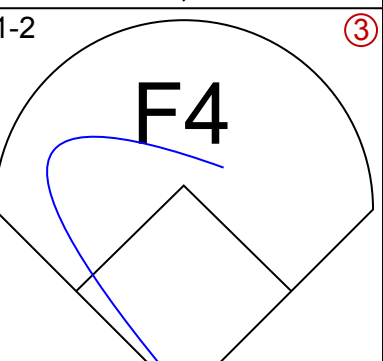
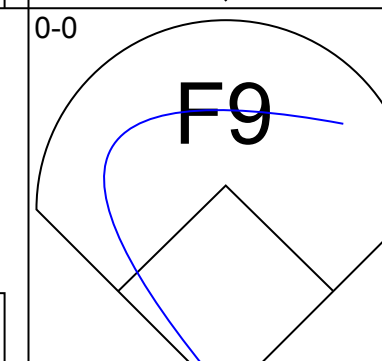
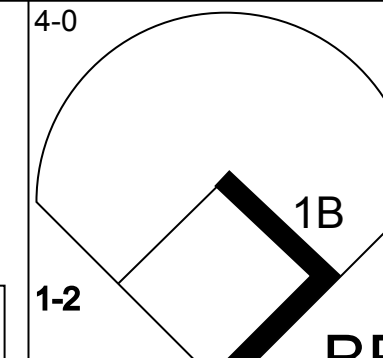
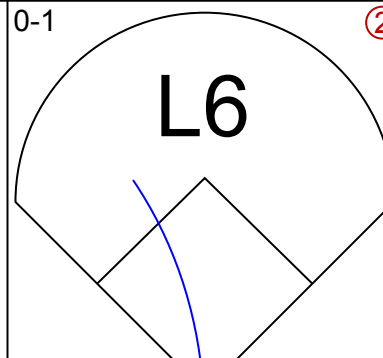
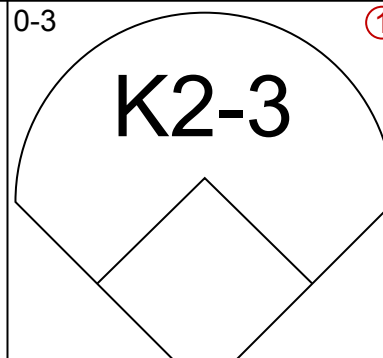
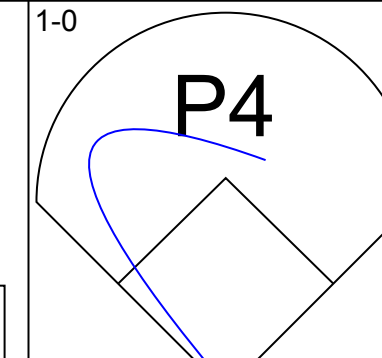
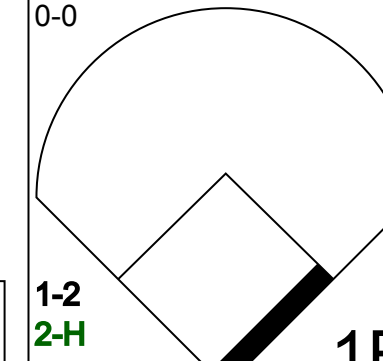
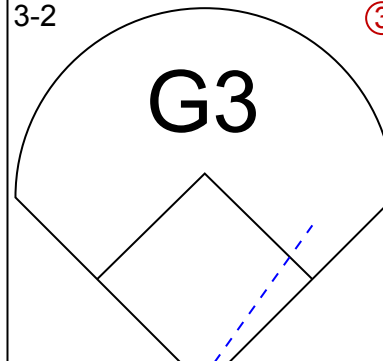
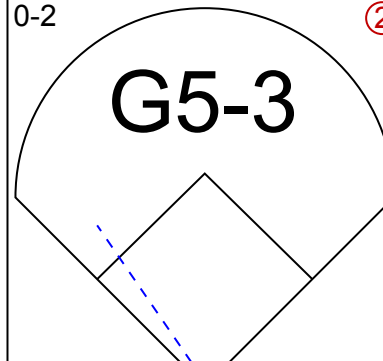
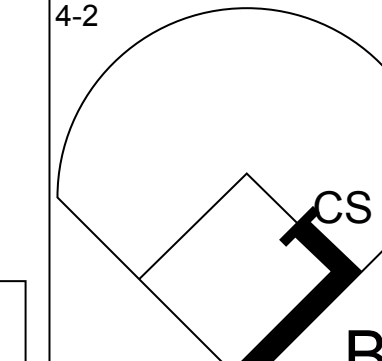
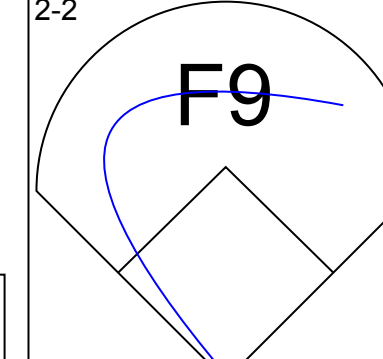
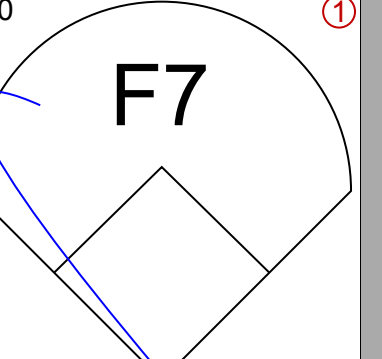
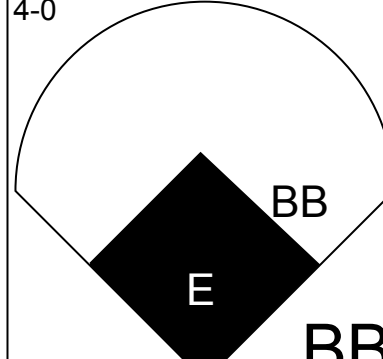
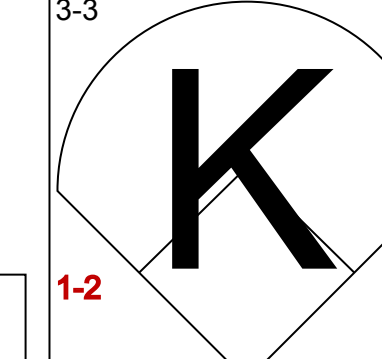
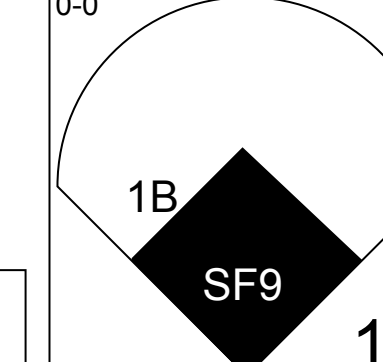
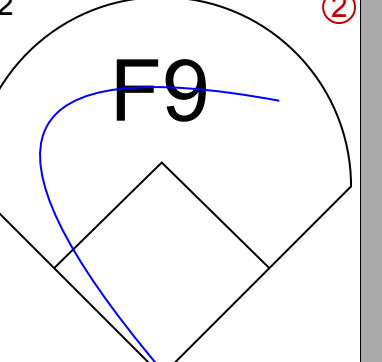
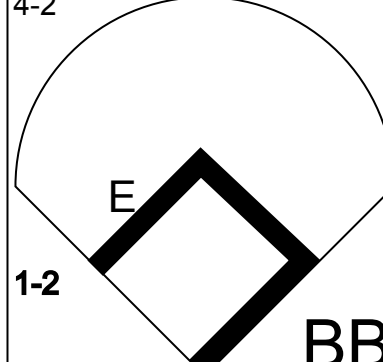
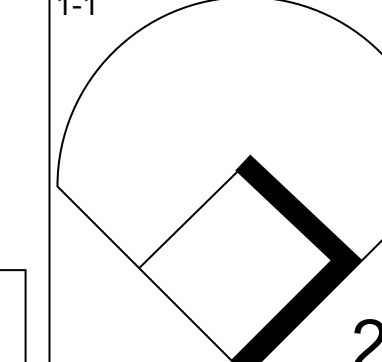
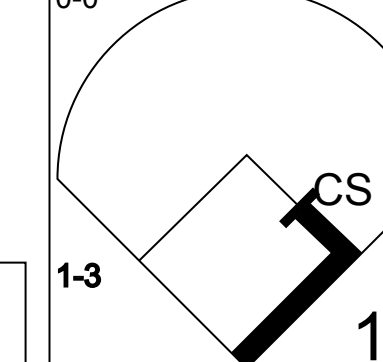
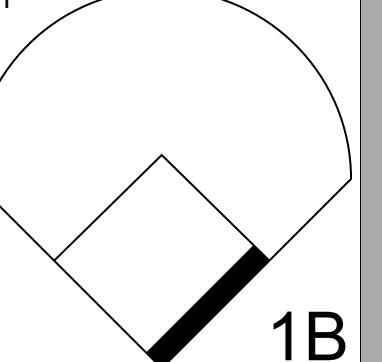
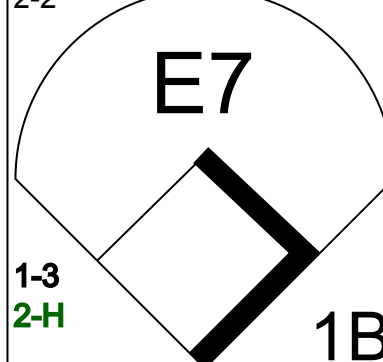
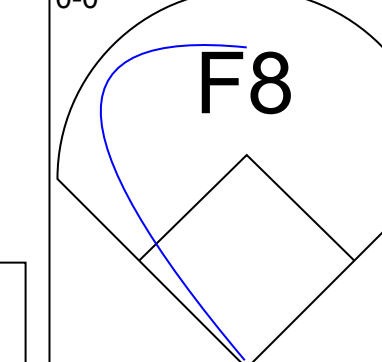
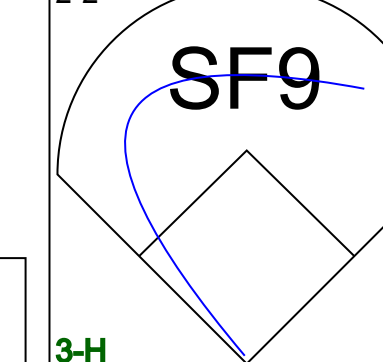

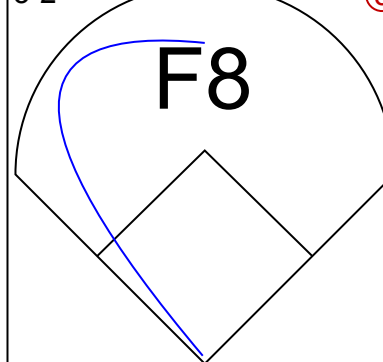




Batter	1	2	3	4	5	6	7	8	9	AB	R	H	RBI	BB	SO	LOB	TOP																			
<b>Chris Stynes, R</b> OBP: 0.429, SLG: 0.564 (1, 5)										5	1	1	0	0	1	2	<b>Cincinnati Reds @ New York Mets</b> Shea Stadium, Flushing, NY Tue Aug 01 2000, 7:10 PM EDT Att: 39,572 - Cloudy - 72 F																			
<b>Barry Larkin, R</b> OBP: 0.400, SLG: 0.514 (1, 6)										4	1	2	1	0	0	0																				
<b>Ken Griffey Jr., L</b> OBP: 0.377, SLG: 0.548 (1, 8)										4	0	1	0	0	0	3																				
<b>Dante Bichette, R</b> OBP: 0.346, SLG: 0.473 (1, 9)										4	0	2	1	0	1	2																				
<b>Sean Casey, L</b> OBP: 0.367, SLG: 0.429 (1, 3)										4	0	0	0	0	1	3																				
<b>Alex Ochoa, R</b> OBP: 0.385, SLG: 0.495 (1, 7)										3	0	2	0	1	1	0																				
<b>Benito Santiago, R</b> OBP: 0.288, SLG: 0.362 (1, 2)										4	0	1	0	0	2	3																				
<b>Pokey Reese, R</b> OBP: 0.321, SLG: 0.397 (1, 4)										4	0	0	0	0	1	3																				
<b>Steve Parris, R</b> OBP: 0.139, SLG: 0.200 (1, 1)										1	0	0	0	0	0	0																				
<b>Dmitri Young, S</b> OBP: 0.327, SLG: 0.466 (7, PH)										1	0	0	0	0	0	1																				
<b>Scott Sullivan, R</b> OBP: 0.200, SLG: 0.200 (7, 1)										0	0	0	0	0	0	0																				
<b>Michael Tucker, L</b> OBP: 0.371, SLG: 0.535 (9, PH)										1	0	0	0	0	0	0																				
<b>Inning Stats</b>	R: 0 E: 1 K: 1 S: 11	H: 0 LOB: 1 BB: 0 P: 17	R: 0 E: 0 K: 1 S: 8	H: 0 LOB: 0 BB: 0 P: 12	R: 0 E: 0 K: 2 S: 9	H: 1 LOB: 1 BB: 0 P: 16	R: 0 E: 0 K: 1 S: 12	H: 2 LOB: 2 BB: 0 P: 15	R: 0 E: 0 K: 1 S: 6	H: 1 LOB: 1 BB: 0 P: 9	R: 2 E: 0 K: 1 S: 14	H: 3 LOB: 2 BB: 1 P: 29	R: 0 E: 0 K: 0 S: 9	H: 0 LOB: 0 BB: 0 P: 12	1B: 7 2B: 1 3B: 1 HR: 0	SF: 0 SAC: 1 DP: 1 HBP: 0	WP: 0 PA: 37 PB: 0 SB: 1 CS: 0																			
<b>PITCHER</b>	IP	WLS	BF	H	R	ER	SO	BB	IBB	HBP	BLK	WP	HR	S	P	ERA	WHIP	<b>PITCHER</b>		IP	WLS	BF	H	R	ER	SO	BB	IBB	HBP	BLK	WP	HR	S	P	ERA	WHIP
<b>Mike Hampton, L</b> ERA: 3.46 (1, 1)	7.1	W	30	8	2	2	6	0	0	0	0	0	0	68	104	2.46	1.091																			
<b>Turk Wendell, R</b> ERA: 3.45 (8, 1)	0.0		1	1	0	0	0	0	0	0	0	0	0	1	2	∞	∞																			
<b>John Franco, L</b> ERA: 3.05 (8, 1)	0.2	H	3	0	0	0	1	1	0	0	0	0	0	7	17	0.00	1.500																			
<b>Armando Benitez, R</b> ERA: 2.75 (9, 1)	1.0	S	3	0	0	0	0	0	0	0	0	0	0	9	12	0.00	0.000																			

AB	35
R	2
H	9
RBI	2
BB	1
SO	7
LOB	17



Batter	1	2	3	4	5	6	7	8	9	AB	R	H	RBI	BB	SO	LOB	BOTTOM																			
<b>Jay Payton, R</b> OBP: 0.326, SLG: 0.432 (1, 8)										4	0	0	0	0	1	1	<b>Cincinnati Reds @ New York Mets</b> Shea Stadium, Flushing, NY Tue Aug 01 2000, 7:10 PM EDT Att: 39,572 - Cloudy - 72 F																			
<b>Derek Bell, R</b> OBP: 0.374, SLG: 0.464 (1, 9)										4	0	1	0	0	1	0																				
<b>Edgardo Alfonzo, R</b> OBP: 0.416, SLG: 0.512 (1, 4)										4	1	2	0	0	0	1																				
<b>31 Mike Piazza, R</b> OBP: 0.411, SLG: 0.668 (1, 2)										3	0	0	0	1	1	2																				
<b>Robin Ventura, L</b> OBP: 0.349, SLG: 0.456 (1, 5)										3	0	1	1	1	0	1																				
<b>Todd Zeile, R</b> OBP: 0.379, SLG: 0.516 (1, 3)										3	1	0	0	1	1	3																				
<b>Bubba Trammell, R</b> OBP: 0.357, SLG: 0.480 (1, 7)										3	1	2	0	1	0	0																				
<b>Armando Benitez, R</b> (9, 1)										0	0	0	0	0	0	0																				
<b>Mike Bordick, R</b> OBP: 0.351, SLG: 0.483 (1, 6)										4	0	3	1	0	0	1																				
<b>Mike Hampton, R</b> OBP: 0.328, SLG: 0.288 (1, 1)										2	0	0	1	0	1	3																				
<b>Turk Wendell, L</b> (8, 1)										0	0	0	0	0	0	0																				
<b>John Franco, L</b> (8, 1)										0	0	0	0	0	0	0																				
<b>Joe McEwing, R</b> OBP: 0.259, SLG: 0.411 (9, 7)										0	0	0	0	0	0	0																				
<b>Inning Stats</b>	R: 1 E: 0 K: 1 S: 14	H: 2 LOB: 2 BB: 1 P: 24	R: 1 E: 0 K: 0 S: 10	H: 2 LOB: 0 BB: 0 P: 14	R: 0 E: 0 K: 1 S: 10	H: 1 LOB: 1 BB: 0 P: 15	R: 0 E: 0 K: 1 S: 9	H: 1 LOB: 1 BB: 0 P: 17	R: 0 E: 0 K: 0 S: 8	H: 0 LOB: 0 BB: 0 P: 9	R: 1 E: 1 K: 1 S: 15	H: 1 LOB: 2 BB: 2 P: 28	R: 0 E: 0 K: 0 S: 4	H: 1 LOB: 1 BB: 0 P: 7	R: 0 E: 0 K: 1 S: 10	H: 1 LOB: 1 BB: 1 P: 18	1B: 8 2B: 1 3B: 0 HR: 0	SF: 1 SAC: 0 DP: 0 HBP: 0	WP: 0 PA: 36 PB: 0 SB: 0 CS: 2																	
<b>PITCHER</b>	IP	WLS	BF	H	R	ER	SO	BB	IBB	HBP	BLK	WP	HR	S	P	ERA	WHIP	<b>PITCHER</b>		IP	WLS	BF	H	R	ER	SO	BB	IBB	HBP	BLK	WP	HR	S	P	ERA	WHIP
<b>Steve Parris, R</b> ERA: 5.41 (1, 1)	6.0	L	27	7	3	3	4	3	0	0	0	0	0	66	107	4.50	1.667																			
<b>Scott Sullivan, R</b> ERA: 3.82 (7, 1)	2.0		8	2	0	0	1	1	0	0	0	0	0	14	25	0.00	1.500																			

AB	30
R	3
H	9
RBI	3
BB	4
SO	5
LOB	12





Batter	1	2	3	4	5	6	7	8	9	AB	R	H	RBI	BB	SO	LOB	TOP			
<b>Chris Stynes, R</b> OBP: 0.425, SLG: 0.566	G4-3 2B	SF8			L6			F8		3	0	1	1	0	0	0	<b>Cincinnati Reds @ New York Mets</b> Shea Stadium, Flushing, NY Wed Aug 02 2000, 12:10 PM EDT Att: 42,111 - Cloudy - 78 F			
<b>Barry Larkin, R</b> OBP: 0.395, SLG: 0.507	G4-3	G1-3			G4-3			G1-3		4	0	0	0	0	0	2				
<b>Ken Griffey Jr., L</b> OBP: 0.376, SLG: 0.545	P3				K					4	0	1	0	0	1	1				
<b>Dante Bichette, R</b> OBP: 0.345, SLG: 0.469	HBP BB				K2-3			G3		3	0	0	0	1	1					
<b>Dmitri Young, S</b> OBP: 0.325, SLG: 0.465	HBP				L3			L3		3	0	1	0	0	0	0				
<b>Alex Ochoa, R</b> OBP: 0.373, SLG: 0.477	K				F8			G4-3		4	0	0	0	0	1	4				
<b>Benito Santiago, R</b> OBP: 0.289, SLG: 0.361										3	1	1	0	0	2	0				
<b>Michael Tucker, L</b> OBP: 0.369, SLG: 0.532					K			K		1	0	0	0	0	1	0				
<b>Pokey Reese, R</b> OBP: 0.321, SLG: 0.396					G6-3			K		3	0	1	0	0	1	0				
<b>Elmer Dessens, R</b> OBP: 0.250, SLG: 0.167										2	0	0	0	0	2	0				
<b>Mark Wohlers, R</b> OBP: 0.351, SLG: 0.466					K2-3			K		0	0	0	0	0	0	0				
<b>Inning Stats</b>	R: 0 E: 0 K: 1 S: 15	H: 1 LOB: 3 BB: 1 P: 26	R: 1 E: 0 K: 0 S: 10	H: 2 LOB: 1 BB: 0 P: 20	R: 0 E: 0 K: 1 S: 9	H: 1 LOB: 1 BB: 0 P: 16	R: 0 E: 0 K: 2 S: 9	H: 0 LOB: 0 BB: 0 P: 14	R: 0 E: 0 K: 1 S: 10	H: 0 LOB: 0 BB: 0 P: 15	R: 0 E: 0 K: 3 S: 10	H: 0 LOB: 0 BB: 0 P: 16	R: 0 E: 0 K: 0 S: 9	H: 1 LOB: 1 BB: 0 P: 15	R: 0 E: 0 K: 1 S: 9	H: 0 LOB: 0 BB: 0 P: 17	1B: 4 2B: 1 3B: 0 HR: 0	SF: 1 SAC: 1 DP: 0 HBP: 1	WP: 0 PB: 0 CS: 0	PA: 34
<b>PITCHER</b>	IP WLS BF H R ER SO BB IBB HBP BLK WP HR S P ERA WHIP	IP WLS BF H R ER SO BB IBB HBP BLK WP HR S P ERA WHIP	IP WLS BF H R ER SO BB IBB HBP BLK WP HR S P ERA WHIP	IP WLS BF H R ER SO BB IBB HBP BLK WP HR S P ERA WHIP	IP WLS BF H R ER SO BB IBB HBP BLK WP HR S P ERA WHIP	IP WLS BF H R ER SO BB IBB HBP BLK WP HR S P ERA WHIP	IP WLS BF H R ER SO BB IBB HBP BLK WP HR S P ERA WHIP	IP WLS BF H R ER SO BB IBB HBP BLK WP HR S P ERA WHIP	IP WLS BF H R ER SO BB IBB HBP BLK WP HR S P ERA WHIP	IP WLS BF H R ER SO BB IBB HBP BLK WP HR S P ERA WHIP	IP WLS BF H R ER SO BB IBB HBP BLK WP HR S P ERA WHIP	IP WLS BF H R ER SO BB IBB HBP BLK WP HR S P ERA WHIP	IP WLS BF H R ER SO BB IBB HBP BLK WP HR S P ERA WHIP	IP WLS BF H R ER SO BB IBB HBP BLK WP HR S P ERA WHIP	IP WLS BF H R ER SO BB IBB HBP BLK WP HR S P ERA WHIP	IP WLS BF H R ER SO BB IBB HBP BLK WP HR S P ERA WHIP	IP WLS BF H R ER SO BB IBB HBP BLK WP HR S P ERA WHIP			
<b>Al Leiter, L</b> ERA: 3.21	7.0	W	27	4	1	1	8	1	0	0	0	0	0	0	0	0	1.29	0.714		
<b>John Franco, L</b> ERA: 3.0	0.2	H	3	1	0	0	0	0	0	0	0	0	0	0	0	0	0.00	1.500		
<b>Turk Wendell, R</b> ERA: 3.43	0.1	H	1	0	0	0	0	0	0	0	0	0	0	0	0	0	0.00	0.000		
<b>Armando Benitez, R</b> ERA: 2.7	1.0	S	3	0	0	0	1	0	0	0	0	0	0	0	0	0	0.00	0.000		

AB	30
R	1
H	5
RBI	1
BB	1
SO	9
LOB	8



Batter	1	2	3	4	5	6	7	8	9	AB	R	H	RBI	BB	SO	LOB	BOTTOM			
<b>Mike Bordick, R</b> OBP: 0.350, SLG: 0.483	HR 2B	F8			G4-3			K		4	1	1	0	0	1	1	<b>Cincinnati Reds @ New York Mets</b> Shea Stadium, Flushing, NY Wed Aug 02 2000, 12:10 PM EDT Att: 42,111 - Cloudy - 78 F			
<b>Derek Bell, R</b> OBP: 0.373, SLG: 0.465	G5-3				K			G4-3		4	0	1	0	0	1	1				
<b>Robin Ventura, L</b> OBP: 0.351, SLG: 0.466	2H HR				G5-4-3 1B			F8		4	1	2	2	0	1	1				
<b>Todd Zeile, R</b> OBP: 0.375, SLG: 0.511	K				G5-4-3			F8		4	0	0	0	0	1	2				
<b>Benny Agbayani, R</b> OBP: 0.389, SLG: 0.479					F8			F8		3	0	1	0	0	0	0				
<b>Armando Benitez, R</b> OBP: 0.318, SLG: 0.258								F8		0	0	0	0	0	0	0				
<b>Jay Payton, R</b> OBP: 0.326, SLG: 0.431					G3			F9		3	0	1	0	0	1	1				
<b>Todd Pratt, R</b> OBP: 0.347, SLG: 0.481					K			SH3 1B		1	0	0	0	1	1	0				
<b>20 Kurt Abbott, R</b> OBP: 0.296, SLG: 0.364					SH1-4 1B			SH3		3	0	1	0	0	1	2				
<b>Al Leiter, L</b> OBP: 0.122, SLG: 0.077								G3		1	0	0	0	0	0	0				
<b>Matt Franco, L</b> OBP: 0.318, SLG: 0.258					SH1-4			G3		1	0	0	0	0	0	1				
<b>John Franco, L</b> OBP: 0.318, SLG: 0.258										0	0	0	0	0	0	0				
<b>Turk Wendell, L</b> OBP: 0.318, SLG: 0.258										0	0	0	0	0	0	0				
<b>Joe McEwing, R</b> OBP: 0.259, SLG: 0.411										0	0	0	0	0	0	0				
<b>Inning Stats</b>	R: 2 E: 0 K: 2 S: 15	H: 3 LOB: 1 BB: 0 P: 22	R: 0 E: 0 K: 1 S: 11	H: 1 LOB: 1 BB: 0 P: 12	R: 0 E: 0 K: 1 S: 7	H: 1 LOB: 0 BB: 0 P: 12	R: 0 E: 0 K: 1 S: 7	H: 0 LOB: 1 BB: 1 P: 12	R: 0 E: 0 K: 0 S: 6	H: 0 LOB: 0 BB: 0 P: 10	R: 0 E: 0 K: 0 S: 7	H: 0 LOB: 0 BB: 0 P: 11	R: 0 E: 0 K: 0 S: 7	H: 1 LOB: 1 BB: 0 P: 10	R: 0 E: 0 K: 2 S: 11	H: 1 LOB: 1 BB: 0 P: 17	1B: 3 2B: 3 3B: 0 HR: 1	SF: 0 SAC: 2 DP: 1 HBP: 0	WP: 1 PB: 0 CS: 0	PA: 31
<b>PITCHER</b>	IP WLS BF H R ER SO BB IBB HBP BLK WP HR S P ERA WHIP	IP WLS BF H R ER SO BB IBB HBP BLK WP HR S P ERA WHIP	IP WLS BF H R ER SO BB IBB HBP BLK WP HR S P ERA WHIP	IP WLS BF H R ER SO BB IBB HBP BLK WP HR S P ERA WHIP	IP WLS BF H R ER SO BB IBB HBP BLK WP HR S P ERA WHIP	IP WLS BF H R ER SO BB IBB HBP BLK WP HR S P ERA WHIP	IP WLS BF H R ER SO BB IBB HBP BLK WP HR S P ERA WHIP	IP WLS BF H R ER SO BB IBB HBP BLK WP HR S P ERA WHIP	IP WLS BF H R ER SO BB IBB HBP BLK WP HR S P ERA WHIP	IP WLS BF H R ER SO BB IBB HBP BLK WP HR S P ERA WHIP	IP WLS BF H R ER SO BB IBB HBP BLK WP HR S P ERA WHIP	IP WLS BF H R ER SO BB IBB HBP BLK WP HR S P ERA WHIP	IP WLS BF H R ER SO BB IBB HBP BLK WP HR S P ERA WHIP	IP WLS BF H R ER SO BB IBB HBP BLK WP HR S P ERA WHIP	IP WLS BF H R ER SO BB IBB HBP BLK WP HR S P ERA WHIP	IP WLS BF H R ER SO BB IBB HBP BLK WP HR S P ERA WHIP				
<b>Elmer Dessens, R</b> ERA: 4.57	7.0	L	27	6	2	2	5	1	0	0	0	0	0	0	0	0	2.57	1.000		
<b>Mark Wohlers, R</b> ERA: 4.57	1.0		4	1	0	0	2	0	0	0	0	0	0	0	0	0	0.00	1.000		

AB	28
R	2
H	7
RBI	2
BB	1
SO	7
LOB	9





Batter	1	2	3	4	5	6	7	8	9	AB	R	H	RBI	BB	SO	LOB	TOP																			
Luis Castillo, S OBP: 0.452, SLG: 0.430 Dave Berg, R OBP: 0.375, SLG: 0.365	1-1 B4-3		2-2 G4-6-3 1B		3-2 F9			3-1 F8		2	0	1	0	0	0	0																				
Mark Kotsay, L OBP: 0.330, SLG: 0.430	1-0 L8		1-0 G4-6-3 1-2†			2-1 G4-3		1-0 L7		4	0	0	0	0	0	1																				
Henry Rodriguez, L OBP: 0.311, SLG: 0.519 Chris Clapinski, S OBP: 0.333, SLG: 0.457	0-2 F9		2-0 G4-3			1-3 K		2-2 1B		4	0	1	0	0	1	0																				
Preston Wilson, R OBP: 0.325, SLG: 0.475		2-2 G1-3		0-3 K		0-0 G5-3		2-3 K		4	0	0	0	0	2	1																				
Mike Lowell, R OBP: 0.332, SLG: 0.465		2-0 P4		3-2 WP 2B				1-0 F8		4	0	2	0	0	0	0																				
Derrek Lee, R OBP: 0.380, SLG: 0.538		0-2 1B 2B 1B		2-2 G4-3 2-3				1-1 1B 1B		4	1	2	0	0	0	2																				
Andy Fox, L OBP: 0.280, SLG: 0.329		2-2 1B 2B 1B		2-1 F5				1-1 1B 1-3		4	1	3	0	0	0	1																				
Mike Redmond, R OBP: 0.341, SLG: 0.331		2-2 1B 2B			0-0 G4-3			4-0 IBB		2	0	1	2	2	0	0																				
Ryan Dempster, R OBP: 0.075, SLG: 0.113 Kevin Millar, R OBP: 0.350, SLG: 0.505 Antonio Alfonseca, R OBP: 0.350, SLG: 0.505		0-0 F7			2-2 L6			1-1 P6		3	0	0	0	0	0	3																				
<b>Inning Stats</b>	R: 0 E: 0 K: 0 S: 6	H: 0 LOB: 0 BB: 0 P: 8	R: 2 E: 0 K: 0 S: 17	H: 3 LOB: 1 BB: 0 P: 25	R: 0 E: 0 K: 0 S: 5	H: 1 LOB: 0 BB: 0 P: 10	R: 0 E: 0 K: 1 S: 12	H: 1 LOB: 1 BB: 0 P: 19	R: 0 E: 0 K: 0 S: 8	H: 0 LOB: 0 BB: 0 P: 13	R: 0 E: 0 K: 1 S: 6	H: 2 LOB: 2 BB: 1 P: 15	R: 0 E: 0 K: 1 S: 11	H: 1 LOB: 1 BB: 0 P: 19	R: 0 E: 0 K: 0 S: 6	H: 2 LOB: 2 BB: 1 P: 13	1B: 8 2B: 2 3B: 0 HR: 0	SF: 0 SAC: 0 DP: 2 HBP: 0	WP: 1 PA: 36 PB: 0 SB: 0 CS: 0																	
<b>PITCHER</b>	IP	WLS	BF	H	R	ER	SO	BB	IBB	HBP	BLK	WP	HR	S	P	ERA	WHIP	<b>PITCHER</b>		IP	WLS	BF	H	R	ER	SO	BB	IBB	HBP	BLK	WP	HR	S	P	ERA	WHIP
Pete Harnisch, R ERA: 4.97	8.0	L	31	8	2	2	3	0	1	0	0	1	0	72	118	2.25	1.000																			
Danny Graves, R ERA: 2.17	1.0	S	5	2	0	0	0	1	0	0	0	0	0	6	13	0.00	3.000																			

Florida Marlins @ Cincinnati Reds  
Cinergy Field, Cincinnati, OH  
Fri Aug 04 2000, 7:35 PM EDT  
Att: 34,849 - Sunny - 78 F

AB 34  
R 2  
H 10  
RBI 2  
BB 2  
SO 3  
LOB 11



Batter	1	2	3	4	5	6	7	8	9	AB	R	H	RBI	BB	SO	LOB	BOTTOM																			
Chris Stynes, R OBP: 0.422, SLG: 0.559	1-1 G4-6-3 1B		0-3 K			0-0 G4-3 2-3		3-3 K		4	0	1	0	0	2	2																				
Barry Larkin, R OBP: 0.394, SLG: 0.504 Danny Graves, R OBP: 0.667, SLG: 2.000	0-0 G4-6-3 1-2†			0-1 S 1B		0-0 G6-3 3-H 2-2		0-0 L8		4	0	1	1	0	0	2																				
Ken Griffey Jr., L OBP: 0.375, SLG: 0.541	3-2 1B		2-3 K			3-H 2-2 F7			0-1 G4-3	4	0	1	0	0	1	1																				
Dante Bichette, R OBP: 0.344, SLG: 0.467	1-3 K			0-0 F8			1-2 G4-3		0-1 2B 1B	4	0	1	0	0	1	2																				
Sean Casey, L OBP: 0.369, SLG: 0.431		4-0 G6-4-3 BB		0-1 F8			0-0 F8		0-0 F7	3	0	1	0	1	0	2																				
Dmitri Young, S OBP: 0.326, SLG: 0.465		2-3 K			0-0 F8		2-2 G3-1 2B		1-1 K	4	0	1	0	0	1	2																				
Benito Santiago, R OBP: 0.284, SLG: 0.354 Alex Ochoa, R OBP: 0.370, SLG: 0.473		2-0 G6-4-3 1-2†			2-2 F9		1-1 G4-3		1-0 G5-3	3	0	0	0	0	0	2																				
Pokey Reese, R OBP: 0.319, SLG: 0.393			2-1 F2			2-3 K			0-1 F8	3	0	0	0	0	1	0																				
Pete Harnisch, S ERA: 3.83 Michael Tucker, L OBP: 0.372, SLG: 0.535 Juan Castro, R OBP: 0.307, SLG: 0.426			1-3 K			0-0 G4-3 G6-3 2B			1-2 WP 1B	2	1	1	0	0	1	0																				
<b>Inning Stats</b>	R: 0 E: 0 K: 1 S: 10	H: 2 LOB: 1 BB: 0 P: 15	R: 0 E: 0 K: 1 S: 6	H: 0 LOB: 0 BB: 1 P: 14	R: 0 E: 0 K: 2 S: 11	H: 0 LOB: 0 BB: 0 P: 14	R: 0 E: 0 K: 1 S: 8	H: 1 LOB: 1 BB: 0 P: 10	R: 0 E: 0 K: 1 S: 7	H: 0 LOB: 0 BB: 0 P: 11	R: 1 E: 0 K: 0 S: 6	H: 1 LOB: 1 BB: 0 P: 8	R: 0 E: 0 K: 0 S: 9	H: 1 LOB: 1 BB: 0 P: 13	R: 0 E: 0 K: 1 S: 10	H: 1 LOB: 2 BB: 0 P: 14	R: 0 E: 0 K: 0 S: 8	H: 2 LOB: 2 BB: 0 P: 10	1B: 5 2B: 3 3B: 0 HR: 0	SF: 0 SAC: 0 DP: 2 HBP: 0	WP: 1 PA: 34 PB: 0 SB: 1 CS: 0															
<b>PITCHER</b>	IP	WLS	BF	H	R	ER	SO	BB	IBB	HBP	BLK	WP	HR	S	P	ERA	WHIP	<b>PITCHER</b>		IP	WLS	BF	H	R	ER	SO	BB	IBB	HBP	BLK	WP	HR	S	P	ERA	WHIP
Ryan Dempster, R ERA: 3.83	8.0	W	29	6	1	1	7	1	0	0	0	0	0	67	99	1.12	0.875																			
Antonio Alfonseca, R ERA: 3.92	1.0	S	5	2	0	0	0	0	0	0	0	0	0	8	10	0.00	2.000																			

Florida Marlins @ Cincinnati Reds  
Cinergy Field, Cincinnati, OH  
Fri Aug 04 2000, 7:35 PM EDT  
Att: 34,849 - Sunny - 78 F

AB 33  
R 1  
H 8  
RBI 1  
BB 1  
SO 7  
LOB 15






Batter	1	2	3	4	5	6	7	8	9	10	11	AB	R	H	RBI	BB	SO	LOB									
Dave Berg, R OBP: 0.363, SLG: 0.351	F8	G1-3		K			G4-3		SH1-3	K	F9	6	0	0	0	0	2	6									
Mark Kotsay, L OBP: 0.333, SLG: 0.440	G4-3			HR			F7		G3			5	2	2	2	1	0	0									
Henry Rodriguez, L OBP: 0.310, SLG: 0.515 Armando Almanza, L (7, 1)				K			K					4	0	1	0	0	2	0									
Mike Redmond, R OBP: 0.349, SLG: 0.336	1B			K			K					0	0	0	0	0	0	0									
Preston Wilson, R OBP: 0.323, SLG: 0.469	K2-3						K					1	1	1	0	1	0	0									
Mike Lowell, R OBP: 0.335, SLG: 0.480												5	0	0	0	1	3	4									
Derrek Lee, R OBP: 0.379, SLG: 0.533												6	3	3	3	0	0	1									
Andy Fox, L OBP: 0.287, SLG: 0.323												5	1	1	0	1	1	2									
Ramon Castro, R Derrek Lee, R Vic Darenburg, L Ricky Bones, R Manny Aybar, R Jose Guillen, L Armando Almanza, R Chris Ochoa, L Manny Aybar, R												3	1	0	0	3	0	2									
A.J. Burnett, R OBP: 0.500, SLG: 0.500 Braden Looper, R (7, 1)												2	0	1	1	1	0	2									
Mark Smith, R OBP: 0.351, SLG: 0.414												2	1	2	1	1	0	0									
<b>Inning Stats</b>	R: 0 E: 0 K: 1 S: 8	H: 1 LOB: 1 BB: 0 P: 12	R: 1 E: 0 K: 1 S: 7	H: 2 LOB: 2 BB: 1 P: 14	R: 2 E: 0 K: 1 S: 17	H: 2 LOB: 0 BB: 0 P: 27	R: 0 E: 0 K: 2 S: 9	H: 0 LOB: 1 BB: 1 P: 14	R: 0 E: 0 K: 2 S: 11	H: 0 LOB: 2 BB: 0 P: 17	R: 0 E: 0 K: 0 S: 10	H: 0 LOB: 0 BB: 2 P: 23	R: 0 E: 0 K: 1 S: 7	H: 1 LOB: 2 BB: 2 P: 19	R: 1 E: 0 K: 0 S: 9	H: 3 LOB: 1 BB: 0 P: 16	R: 1 E: 0 K: 1 S: 13	H: 1 LOB: 2 BB: 2 P: 28	R: 5 E: 0 K: 1 S: 19	H: 3 LOB: 1 BB: 3 P: 39	1B: 6 2B: 5 3B: 0 HR: 2	SF: 0 SAC: 1 DP: 1 HBP: 0	WP: 0 PB: 0 SB: 2 CS: 0	PA: 55			
<b>PITCHER</b>	IP	WLS	BF	H	R	ER	SO	BB	IBB	HBP	BLK	WP	HR	S	P	ERA	WHIP										
Rob Bell, R ERA: 5.18	(1, 1)	6.0		27	5	3	0	7	1	1	0	0	0	11	24	0.00	1.000										
Scott Sullivan, R ERA: 3.71	(7, 1)	2.0	8	1	0	0	1	1	1	0	0	0	0	9	16	9.00	3.000										
Danny Graves, R ERA: 2.27	(9, 1)	1.0	B	5	3	1	1	0	0	0	0	0	0	17	40	27.00	5.000										
Mark Wohlers, R ERA: 2.7	(10, 1)	1.0	L	8	1	3	3	1	4	0	0	0	0	15	27	27.00	3.000										
Larry Luebbers, R ERA: 4.63	(11, 1)	1.0		7	3	3	3	1	0	1	0	0	0	0	0	0	0										

**Florida Marlins @ Cincinnati Reds**  
Cinergy Field, Cincinnati, OH  
Sat Aug 05 2000, 7:05 PM EDT  
Att: 37,369 - Cloudy - 80 F

livebaseballscores.com

AB 43  
R 10  
H 13  
RBI 10  
BB 11  
SO 10  
LOB 19




Batter	1	2	3	4	5	6	7	8	9	10	11	AB	R	H	RBI	BB	SO	LOB									
Chris Stynes, R OBP: 0.424, SLG: 0.555	SH3-4 1B		K		FC4-6		F8 BB 1B	F2		G5-3 1B BB		5	1	2	0	1	1	3									
Juan Castro, R OBP: 0.302, SLG: 0.408	SH3-4 1-2		G6-3		F9			FC6-4		G5-3		4	0	0	0	1	0	4									
Ken Griffey Jr., L OBP: 0.375, SLG: 0.537	P5				F7			F8				5	0	1	1	1	1	4									
Dante Bichette, R OBP: 0.347, SLG: 0.470	G5-3							P6		FC3-6 1B 1-2		6	2	3	0	0	0	4									
Sean Casey, L OBP: 0.374, SLG: 0.442												6	0	4	1	0	1	2									
Dmitri Young, S OBP: 0.333, SLG: 0.467 Chris Sexton, R (8, PR)												3	0	2	1	1	1	1									
Danny Graves, R OBP: 0.667, SLG: 2.000 Alex Ochoa, R OBP: 0.372, SLG: 0.469 (9, PH) (10, 7)												0	0	1	0	0	0	0									
Pokey Reese, R OBP: 0.317, SLG: 0.389												6	1	1	0	0	0	8									
Jason LaRue, R Scott Sullivan, R Michael Tucker, L OBP: 0.274, SLG: 0.331 (8, PH) (9, 7) (10, 1)												3	0	0	0	0	1	5									
Mark Wohlers, R Brooks Kieschnick, L Larry Luebbers, R (10, 1) (11, 3) (11, 1)												1	0	0	0	0	0	0									
Rob Bell, R OBP: 0.077, SLG: 0.040 Benito Santiago, R OBP: 0.285, SLG: 0.354												2	0	1	0	0	0	0									
<b>Inning Stats</b>	R: 0 E: 0 K: 0 S: 7	H: 1 LOB: 1 BB: 0 P: 10	R: 0 E: 0 K: 0 S: 8	H: 1 LOB: 1 BB: 1 P: 20	R: 0 E: 0 K: 1 S: 7	H: 0 LOB: 0 BB: 0 P: 11	R: 1 E: 0 K: 1 S: 11	H: 3 LOB: 2 BB: 0 P: 22	R: 0 E: 0 K: 1 S: 12	H: 2 LOB: 1 BB: 0 P: 19	R: 0 E: 0 K: 0 S: 8	H: 1 LOB: 2 BB: 1 P: 14	R: 2 E: 0 K: 0 S: 16	H: 3 LOB: 2 BB: 1 P: 26	R: 0 E: 0 K: 0 S: 13	H: 1 LOB: 3 BB: 2 P: 28	R: 1 E: 0 K: 2 S: 12	H: 2 LOB: 2 BB: 1 P: 21	R: 0 E: 0 K: 0 S: 7	H: 0 LOB: 0 BB: 0 P: 9	1B: 13 2B: 1 3B: 1 HR: 0	SF: 0 SAC: 1 DP: 1 HBP: 0	WP: 0 PB: 0 SB: 0 CS: 0	PA: 53			
<b>PITCHER</b>	IP	WLS	BF	H	R	ER	SO	BB	IBB	HBP	BLK	WP	HR	S	P	ERA	WHIP										
A.J. Burnett, R ERA: 4.5	(1, 1)	6.0		26	8	2	4	1	0	0	0	0	0	9	20	0.00	1.000										
Braden Looper, R ERA: 3.06	(7, 1)	0.1	H	3	1	0	0	0	0	0	0	0	0	12	21	9.00	3.000										
Armando Almanza, L ERA: 2.04	(7, 1)	0.2	H	2	0	0	0	0	0	0	0	0	0	2	2	0.00	0.000										
Dan Miceli, R ERA: 3.34	(8, 1)	1.0	B	7	3	2	2	0	1	0	0	0	0	16	26	18.00	4.000										
Vic Darenburg, L ERA: 4.5	(9, 1)	0.0		1	0	0	0	0	1	0	0	0	0	4	8	∞	∞										
<b>PITCHER</b>	IP	WLS	BF	H	R	ER	SO	BB	IBB	HBP	BLK	WP	HR	S	P	ERA	WHIP										
Ricky Bones, R ERA: 3.02	(9, 1)	1.0		5	1	0	0	0	0	0	0	0	0	9	20	0.00	1.000										
Antonio Alfonseca, R ERA: 4.03	(10, 1)	1.0	W	6	2	1	1	2	1	0	0	0	0	12	21	9.00	3.000										
Manny Aybar, R ERA: 4.65	(11, 1)	1.0		3	0	0	0	0	0	0	0	0	0	7	9	0.00	0.000										

**Florida Marlins @ Cincinnati Reds**  
Cinergy Field, Cincinnati, OH  
Sat Aug 05 2000, 7:05 PM EDT  
Att: 37,369 - Cloudy - 80 F

livebaseballscores.com

AB 46  
R 5  
H 15  
RBI 5  
BB 6  
SO 6  
LOB 34





Batter	1	2	3	4	5	6	7	8	9	AB	R	H	RBI	BB	SO	LOB	TOP							
<b>Chris Clapinski, S</b> OBP: 0.381, SLG: 0.487 (1, 4)										3	2	1	0	2	0	1								
<b>Mark Kotsay, L</b> OBP: 0.333, SLG: 0.447 (1, 8) (7, 9)										5	1	2	3	0	0	2								
<b>Henry Rodriguez, L</b> OBP: 0.308, SLG: 0.513 (1, 7)										5	0	1	1	0	0	0								
<b>Mark Smith, R</b> OBP: 0.341, SLG: 0.400 (9, 1) <b>Armando Almanza, L</b> (9, 1) <b>Braden Looper, R</b> (9, 1)										4	0	0	0	0	3	2								
<b>Mike Lowell, R</b> OBP: 0.336, SLG: 0.481 (1, 5)										4	0	1	1	1	2	0								
<b>Derrek Lee, R</b> OBP: 0.378, SLG: 0.539 (1, 3)										4	2	1	1	1	0	4								
<b>Andy Fox, L</b> OBP: 0.292, SLG: 0.341 (1, 6)										3	2	1	1	1	2	3								
<b>Ramon Castro, R</b> OBP: 0.311, SLG: 0.263 (1, 2)										4	0	1	1	0	0	0								
<b>23 Chuck Smith, R</b> Vic Darenburg, L Preston Wilson, R Manny Aybar, R Kevin Millar, R Jesus Sanchez, L										3	1	1	0	0	0	2								
<b>Inning Stats</b>	R: 2 E: 0 K: 2 S: 11	H: 1 LOB: 1 BB: 1 P: 21	R: 2 E: 1 K: 0 S: 12	H: 1 LOB: 1 BB: 2 P: 27	R: 0 E: 0 K: 2 S: 9	H: 0 LOB: 0 BB: 0 P: 14	R: 0 E: 0 K: 1 S: 7	H: 0 LOB: 0 BB: 0 P: 10	R: 2 E: 0 K: 2 S: 16	H: 4 LOB: 3 BB: 1 P: 27	R: 0 E: 0 K: 0 S: 8	H: 0 LOB: 1 BB: 1 P: 13	R: 0 E: 0 K: 0 S: 6	H: 0 LOB: 0 BB: 0 P: 10	R: 2 E: 0 K: 1 S: 10	H: 2 LOB: 0 BB: 0 P: 17	R: 1 E: 1 K: 0 S: 9	H: 1 LOB: 1 BB: 0 P: 14	1B: 3 2B: 3 3B: 0 HR: 3	SF: 0 SAC: 0 DP: 0 HBP: 0	WP: 0 PB: 0 SB: 0 CS: 0	PA: 42		
<b>PITCHER</b>	IP	WLS	BF	H	R	ER	SO	BB	IBB	HBP	BLK	WP	HR	S	P	ERA	WHIP							
<b>Scott Williamson, R</b> ERA: 3.61	(1, 1)	4.0	21	6	6	5	5	3	0	0	0	0	1	45	30	11.25	2.250							
<b>Scott Sullivan, R</b> ERA: 3.61	(5, 1)	2.0	8	0	0	0	2	1	1	0	0	0	0	18	82	0.00	0.500							
<b>Ron Villone, L</b> ERA: 0.04	(7, 1)	1.0	3	0	0	0	0	0	0	0	0	0	0	6	10	0.00	0.000							
<b>Danny Graves, R</b> ERA: 2.47	(8, 1)	2.0	L 10	3	3	2	1	0	0	0	0	0	2	19	31	9.00	1.500							

Florida Marlins @ Cincinnati Reds  
Cinergy Field, Cincinnati, OH  
Sun Aug.06 2000, 1:15 PM EDT  
Att: 39,815 - Cloudy - 77 F

AB 37  
R 9  
H 9  
RBI 8  
BB 5  
SO 8  
LOB 14



Batter	1	2	3	4	5	6	7	8	9	AB	R	H	RBI	BB	SO	LOB	BOTTOM							
<b>Chris Stynes, R</b> OBP: 0.419, SLG: 0.546 (1, 5)										5	1	1	0	0	0	1								
<b>Juan Castro, R</b> OBP: 0.306, SLG: 0.408 (1, 6)										5	1	2	0	0	0	0								
<b>Ken Griffey Jr., L</b> OBP: 0.377, SLG: 0.537 (1, 8)										4	1	2	1	1	1	0								
<b>Dante Bichette, R</b> OBP: 0.350, SLG: 0.474 (1, 9)										3	1	2	1	1	1	2								
<b>Sean Casey, L</b> OBP: 0.377, SLG: 0.441 (1, 3)										3	1	1	0	2	1	3								
<b>Michael Tucker, L</b> OBP: 0.373, SLG: 0.528 <b>Dmitri Young, S</b> OBP: 0.333, SLG: 0.467										3	1	1	0	0	2	4								
<b>Benito Santiago, R</b> OBP: 0.288, SLG: 0.358 (1, 2)										4	0	1	2	1	1	4								
<b>Pokey Reese, R</b> OBP: 0.315, SLG: 0.385 (1, 4)										4	0	0	0	1	1	7								
<b>Scott Williamson, R</b> ERA: 3.77 <b>Scott Sullivan, R</b> ERA: 4.5 <b>Brooks Kieschnick, L</b> Ron Villone, L Alex Ochoa, R Danny Graves, R										2	0	1	0	0	1	2								
<b>Inning Stats</b>	R: 1 E: 0 K: 3 S: 15	H: 3 LOB: 2 BB: 0 P: 18	R: 0 E: 0 K: 1 S: 10	H: 1 LOB: 0 BB: 0 P: 13	R: 3 E: 1 K: 1 S: 11	H: 4 LOB: 2 BB: 1 P: 24	R: 0 E: 0 K: 1 S: 5	H: 0 LOB: 0 BB: 0 P: 6	R: 0 E: 0 K: 0 S: 6	H: 0 LOB: 0 BB: 0 P: 10	R: 2 E: 0 K: 0 S: 10	H: 2 LOB: 2 BB: 2 P: 20	R: 0 E: 0 K: 0 S: 5	H: 0 LOB: 0 BB: 0 P: 7	R: 0 E: 0 K: 2 S: 12	H: 0 LOB: 2 BB: 2 P: 26	1B: 10 2B: 2 3B: 0 HR: 0	SF: 1 SAC: 0 DP: 1 HBP: 0	WP: 0 PB: 0 SB: 0 CS: 0	PA: 44				
<b>PITCHER</b>	IP	WLS	BF	H	R	ER	SO	BB	IBB	HBP	BLK	WP	HR	S	P	ERA	WHIP							
<b>23 Chuck Smith, R</b> ERA: 3.77	(1, 1)	6.0	31	11	6	6	7	2	1	0	0	0	0	1	5	9.00	2.167							
<b>Vic Darenburg, L</b> ERA: 4.5	(7, 1)	0.0	1	0	0	0	0	1	0	0	0	0	0	1	5	∞	∞							
<b>Manny Aybar, R</b> ERA: 4.5	(7, 1)	2.0	W 7	1	0	0	0	0	0	0	0	0	0	12	15	0.00	0.500							
<b>Armando Almanza, L</b> ERA: 2.04	(9, 1)	0.0	2	0	0	0	0	2	0	0	0	0	0	1	9	∞	∞							
<b>Braden Looper, R</b> ERA: 3.0	(9, 1)	1.0	S 3	0	0	0	2	0	0	0	0	0	0	11	17	0.00	0.000							

Florida Marlins @ Cincinnati Reds  
Cinergy Field, Cincinnati, OH  
Sun Aug.06 2000, 1:15 PM EDT  
Att: 39,815 - Cloudy - 77 F

AB 37  
R 6  
H 12  
RBI 6  
BB 6  
SO 9  
LOB 27









Batter	1	2	3	4	5	6	7	8	9	AB	R	H	RBI	BB	SO	LOB	TOP								
Rafael Furcal, S (1, 6) OBP: 0.411, SLG: 0.395	E7 G4-3 2B		FC1 SF9 10 G3 1B	1B		K		G4-3		5	2	3	0	0	1	1									
Andruw Jones, R (1, 8) OBP: 0.379, SLG: 0.543	G4-3		FC1 SF9 10 G3 1B	1B					L6	5	1	2	2	0	0	1									
10 Chipper Jones, S (1, 5) OBP: 0.400, SLG: 0.560	L4		G3	G1-2-3				G6-3	P3	5	0	0	0	0	0	6									
Wally Joyner, L (1, 3) OBP: 0.339, SLG: 0.417	G5-3		SF9						G4-3	4	0	2	2	0	0	0									
Brian Jordan, R (1, 9) OBP: 0.328, SLG: 0.461		L8	G5-3							2	0	0	0	0	0	1									
George Lombard, L (5, PH) OBP: 0.118, SLG: 0.063										2	0	0	0	0	1	2									
B.J. Surhoff, L (1, 7) OBP: 0.333, SLG: 0.444										3	1	2	0	1	0	0									
Javy Lopez, R (1, 2) OBP: 0.336, SLG: 0.491										4	0	1	0	0	2	4									
Keith Lockhart, L (1, 4) OBP: 0.305, SLG: 0.354										3	1	1	0	1	0	1									
Andy Ashby, R (1, 1) OBP: 0.179, SLG: 0.135										2	0	0	1	0	2	2									
Mike Remlinger, L (9, 1)										0	0	0	0	0	0	0									
<b>Inning Stats</b>	R: 1 E: 1 K: 0 S: 6	H: 1 LOB: 0 BB: 0 P: 8	R: 0 E: 0 K: 2 S: 14	H: 1 LOB: 2 BB: 1 P: 22	R: 1 E: 0 K: 0 S: 9	H: 1 LOB: 1 BB: 0 P: 14	R: 2 E: 0 K: 1 S: 13	H: 4 LOB: 2 BB: 0 P: 16	R: 0 E: 0 K: 0 S: 4	H: 1 LOB: 0 BB: 0 P: 4	R: 0 E: 0 K: 1 S: 9	H: 1 LOB: 1 BB: 0 P: 13	R: 1 E: 0 K: 1 S: 11	H: 2 LOB: 2 BB: 1 P: 22	R: 0 E: 0 K: 1 S: 7	H: 0 LOB: 0 BB: 0 P: 9	R: 0 E: 0 K: 0 S: 8	H: 0 LOB: 0 BB: 0 P: 13	1B: 8 2B: 3 3B: 0 HR: 0	SF: 1 SAC: 2 DP: 2 HBP: 0	WP: 0 PB: 0 SB: 0 CS: 0	PA: 40			
<b>PITCHER</b>	IP	WLS	BF	H	R	ER	SO	BB	IBB	HBP	BLK	WP	HR	S	P	ERA	WHIP								
Elmer Dessens, R (1, 1) ERA: 4.65	6.1	L	30	10	5	4	4	0	1	0	0	0	0	58	81	5.68	1.579								
Ron Villone, L (7, 1) ERA: 5.84	2.2		10	1	0	0	2	1	0	0	0	0	0	23	40	0.00	0.750								

Atlanta Braves @ Cincinnati Reds  
Cinergy Field, Cincinnati, OH  
Tue Aug 08 2000, 7:35 PM EDT  
Att: 32,381 - Cloudy - 75 F

AB	35
R	5
H	11
RBI	5
BB	2
SO	6
LOB	18



Batter	1	2	3	4	5	6	7	8	9	AB	R	H	RBI	BB	SO	LOB	BOTTOM								
Chris Stynes, R (1, 5) OBP: 0.406, SLG: 0.527	G6-3		F8						G6-3	5	0	1	0	0	0	1									
Juan Castro, R (1, 6) OBP: 0.311, SLG: 0.414	G4-3 2B			1B	F3				F8	4	1	2	0	0	0	2									
Ken Griffey Jr., L (1, 8) OBP: 0.376, SLG: 0.533	G4-3			1B					K	4	0	1	1	0	2	2									
Dante Bichette, R (1, 9) OBP: 0.352, SLG: 0.479	K			F9					K	4	1	1	0	0	2	2									
Sean Casey, L (1, 3) OBP: 0.377, SLG: 0.440		G3-1		2B	1B				K	4	0	2	1	0	1	0									
Dmitri Young, S (1, 7) OBP: 0.337, SLG: 0.479		G1-3							HR	4	1	2	2	0	0	1									
Pokey Reese, R (1, 4) OBP: 0.316, SLG: 0.386		G6-3			G6-3				SH3-4 BB	3	0	0	0	1	0	3									
Jason LaRue, R (1, 2) OBP: 0.138, SLG: 0.172			G6-3						SH3-4	3	0	0	0	0	0	1									
Chris Sexton, R (9, PH) OBP: 1.000, SLG: 1.000										0	0	0	0	0	0	0									
Elmer Dessens, R (1, 1) OBP: 0.273, SLG: 0.158									F9	1	1	0	0	1	1	0									
Benito Santiago, R (7, 2) OBP: 0.289, SLG: 0.353			K							2	0	0	0	0	0	1									
<b>Inning Stats</b>	R: 0 E: 0 K: 1 S: 8	H: 1 LOB: 1 BB: 0 P: 9	R: 0 E: 0 K: 0 S: 7	H: 0 LOB: 0 BB: 0 P: 8	R: 0 E: 0 K: 1 S: 9	H: 0 LOB: 0 BB: 0 P: 10	R: 1 E: 0 K: 1 S: 9	H: 3 LOB: 2 BB: 0 P: 12	R: 1 E: 0 K: 0 S: 7	H: 2 LOB: 1 BB: 0 P: 10	R: 0 E: 0 K: 3 S: 12	H: 0 LOB: 0 BB: 0 P: 17	R: 0 E: 0 K: 0 S: 11	H: 1 LOB: 1 BB: 1 P: 17	R: 1 E: 0 K: 0 S: 11	H: 1 LOB: 1 BB: 1 P: 17	1B: 4 2B: 4 3B: 0 HR: 1	SF: 0 SAC: 1 DP: 0 HBP: 0	WP: 0 PB: 0 SB: 0 CS: 0	PA: 37					
<b>PITCHER</b>	IP	WLS	BF	H	R	ER	SO	BB	IBB	HBP	BLK	WP	HR	S	P	ERA	WHIP								
Andy Ashby, R (1, 1) ERA: 5.02	8.0	W	34	9	4	4	6	2	0	0	0	0	0	70	95	4.50	1.375								
Mike Remlinger, L (9, 1) ERA: 2.89	1.0	S	3	0	0	0	0	0	0	0	0	0	0	6	8	0.00	0.000								

Atlanta Braves @ Cincinnati Reds  
Cinergy Field, Cincinnati, OH  
Tue Aug 08 2000, 7:35 PM EDT  
Att: 32,381 - Cloudy - 75 F

AB	34
R	4
H	9
RBI	4
BB	2
SO	6
LOB	13









Batter	1	2	3	4	5	6	7	8	9	AB	R	H	RBI	BB	SO	LOB	TOP							
Chris Stynes, R OBP: 0.402, SLG: 0.514 (1, 5)	G5-3		F3			E 1B		G5-3 HR 1B	K	5	1	2	0	0	1	2								
Barry Larkin, R OBP: 0.389, SLG: 0.497 Juan Castro, R OBP: 0.309, SLG: 0.409 (1, 6) (9, 6)	F7		G4-3			K		G5-3	F9	5	0	0	0	0	1	5								
Ken Griffey Jr., L OBP: 0.379, SLG: 0.547 (1, 8)	K			G4-3		E4		HR		4	1	1	3	1	1	1								
Dante Bichette, R OBP: 0.347, SLG: 0.471 Michael Tucker, L OBP: 0.374, SLG: 0.533 (1, 9) (9, 9)		P3		G6-3		P6		K	G4-3	5	0	0	0	0	1	4								
Sean Casey, L OBP: 0.378, SLG: 0.440 Brian Hunter, R OBP: 0.342, SLG: 0.315 Danny Graves, R OBP: 0.667, SLG: 2.000 (1, 3) (8, PR) (8, 1)		K		G5-3				HR 1B		4	0	2	0	0	1	0								
Dmitri Young, S OBP: 0.340, SLG: 0.489 (1, 7) (8, 3)					G3-1		K	HR		4	1	2	2	0	1	1								
Pokey Reese, R OBP: 0.315, SLG: 0.391 (1, 4)		FC6 1-2			K		P3	HR		4	1	1	1	0	1	2								
Jason LaRue, R OBP: 0.125, SLG: 0.125 (1, 2)					F8		F8	F9		4	0	1	0	0	0	2								
Rob Bell, R OBP: 0.274, SLG: 0.338 Chris Shelton, R OBP: 0.200, SLG: 0.300 Larry Luebbers, R OBP: 0.200, SLG: 0.300 Mark Wohlers, R OBP: 0.200, SLG: 0.300 Alex Cochea, R OBP: 0.200, SLG: 0.300 (1, 1) (6, PH) (6, 1) (7, 1) (8, PH) (8, 7)					FC1-6 1B		F8	G5-3 HR 1B		1	0	0	0	0	0	1								
<b>Inning Stats</b>	R: 0 E: 0 K: 1 S: 12	H: 0 LOB: 0 BB: 0 P: 18	R: 0 E: 0 K: 1 S: 8	H: 1 LOB: 1 BB: 0 P: 11	R: 0 E: 0 K: 0 S: 8	H: 1 LOB: 1 BB: 0 P: 9	R: 0 E: 0 K: 0 S: 10	H: 0 LOB: 0 BB: 0 P: 14	R: 0 E: 0 K: 1 S: 10	H: 0 LOB: 0 BB: 0 P: 15	R: 0 E: 1 K: 1 S: 14	H: 1 LOB: 2 BB: 0 P: 20	R: 0 E: 0 K: 1 S: 16	H: 1 LOB: 1 BB: 0 P: 21	R: 6 E: 0 K: 1 S: 16	H: 6 LOB: 1 BB: 0 P: 28	R: 0 E: 0 K: 1 S: 17	H: 1 LOB: 2 BB: 1 P: 30	1B: 7 2B: 1 3B: 0 HR: 3	SF: 0 SAC: 0 DP: 0 HBP: 0	WP: 0 PB: 0 SB: 0 CS: 0	PA: 40		
<b>PITCHER</b>	IP WLS BF H R ER SO BB IBB HBP BLK WP HR S P ERA WHIP	7.0 L 6 4 4 2 5 0 0 0 0 0 3 11 18 2.57 0.857	0.2 L 6 4 4 1 0 0 0 0 0 0 3 11 18 54.00 6.000	1.1 L 6 1 0 0 1 0 1 0 0 0 0 19 33 0.00 0.750																				

Cincinnati Reds @ Chicago Cubs  
Wrigley Field, Chicago, IL  
Fri Aug 11 2000, 2:20 PM CDT  
Att: 40,586 - Sunny - 80 F

AB	39
R	6
H	11
RBI	6
BB	1
SO	7
LOB	18



Batter	1	2	3	4	5	6	7	8	9	AB	R	H	RBI	BB	SO	LOB	BOTTOM						
Eric Young Sr., R OBP: 0.376, SLG: 0.414 (1, 4)	G5-4-3 1B S BB		P6		E8 S HR				G4-3	3	2	0	0	2	0	0							
Ricky Gutierrez, R OBP: 0.375, SLG: 0.413 (1, 6)	G5-4-3 1B				HR BB		K			3	1	2	0	1	1	2							
Sammy Sosa, R OBP: 0.408, SLG: 0.633 (1, 9)	G5-4-3 1-2 3-H				HR		K			4	1	2	3	0	1	3							
Mark Grace, L OBP: 0.397, SLG: 0.462 (1, 3)	G3			G3	F8			G4-3		4	0	0	0	0	0	0							
Rondell White, R OBP: 0.366, SLG: 0.489 (1, 7)				K		G4-3		K		4	0	1	0	0	2	0							
Damon Buford, R OBP: 0.338, SLG: 0.431 (1, 8)				FC6-4 BB		CS 1B		FC4 BB		2	0	1	0	2	1	1							
Joe Girardi, R OBP: 0.364, SLG: 0.414 (1, 2)				FC6-4 1-2		K		FC4 1-2		4	0	0	0	0	1	4							
Jeff Huson, L OBP: 0.326, SLG: 0.312 Brant Brown, L OBP: 0.235, SLG: 0.327 (1, 5) (9, PH)					G4-3		G4-3		G4-3	3	0	0	0	0	0	1							
Kevin Tapani, R OBP: 0.189, SLG: 0.255 Steve Rain, R OBP: 0.200, SLG: 0.300 Tim Worrell, R OBP: 0.200, SLG: 0.300 Gary Matthews, S OBP: 0.257, SLG: 0.275 (1, 1) (8, 1) (8, 1) (9, PH)				G1-3		G3		E1 BB		3	0	0	0	0	0	0							
<b>Inning Stats</b>	R: 1 E: 0 K: 0 S: 7	H: 1 LOB: 1 BB: 1 P: 17	R: 0 E: 0 K: 1 S: 11	H: 1 LOB: 0 BB: 0 P: 15	R: 0 E: 0 K: 0 S: 9	H: 2 LOB: 0 BB: 0 P: 14	R: 0 E: 0 K: 1 S: 9	H: 0 LOB: 1 BB: 1 P: 15	R: 3 E: 0 K: 0 S: 12	H: 1 LOB: 0 BB: 1 P: 20	R: 0 E: 0 K: 1 S: 7	H: 1 LOB: 1 BB: 0 P: 11	R: 0 E: 1 K: 2 S: 11	H: 0 LOB: 2 BB: 1 P: 22	R: 0 E: 0 K: 1 S: 9	H: 0 LOB: 1 BB: 1 P: 18	R: 0 E: 0 K: 1 S: 9	H: 0 LOB: 0 BB: 0 P: 15	1B: 4 2B: 2 3B: 0 HR: 1	SF: 0 SAC: 0 DP: 2 HBP: 0	WP: 0 PB: 0 SB: 2 CS: 1	PA: 37	
<b>PITCHER</b>	IP WLS BF H R ER SO BB IBB HBP BLK WP HR S P ERA WHIP	5.0 L 3 1 0 0 1 0 0 0 0 0 7 11 0.00 1.000	1.0 W 5 0 0 0 2 1 0 0 0 0 0 11 22 0.00 1.000	2.0 S 7 0 0 0 2 1 0 0 0 0 0 18 33 0.00 0.500																			

Cincinnati Reds @ Chicago Cubs  
Wrigley Field, Chicago, IL  
Fri Aug 11 2000, 2:20 PM CDT  
Att: 40,586 - Sunny - 80 F

AB	32
R	4
H	6
RBI	3
BB	5
SO	7
LOB	11





Batter	1	2	3	4	5	6	7	8	9	AB	R	H	RBI	BB	SO	LOB	TOP								
Chris Stynes, R OBP: 0.402, SLG: 0.516 (1, 5)	1-1 F8 S 1B		3-2 G5-3		0-2 G3		1-1 2B		1-0 F8	5	0	2	0	0	0	0									
Barry Larkin, R OBP: 0.388, SLG: 0.494 (1, 6)	2-2 F8 1-3		0-0 P4		1-0 2B 1B		1-0 G6-3			4	1	1	0	0	0	2									
Ken Griffey Jr., L OBP: 0.380, SLG: 0.548 (1, 8)	0-0 F7		4-0 FC5-4 BB		2-2 1-H 2B			0-1 P6		3	0	1	1	1	0	1									
Dante Bichette, R OBP: 0.348, SLG: 0.468 Scott Sullivan, R OBP: 0.200, SLG: 0.200 Ron Villone, L OBP: 0.138, SLG: 0.172 Danny Graves, R OBP: 0.067, SLG: 2.000 (1, 9)	4-1 BB		2-1 FC5-4 1-2		0-1 F9			4-2 BB		2	0	0	0	2	0	2									
Dmitri Young, S OBP: 0.339, SLG: 0.489 (1, 3)	0-1 G1-4-3			0-0 G6-3 2B		0-1 G5-3		1-3 K		4	0	1	0	0	1	3									
Alex Ochoa, R OBP: 0.376, SLG: 0.496 (1, 7)		3-1 L5		1-1 P4		1-1 G5-3		0-3 K		4	0	0	0	0	1	2									
Pokey Reese, R OBP: 0.312, SLG: 0.387 (1, 4)		2-1 P3		1-0 G6-3		1-2 G1-3		3-3 K		4	0	0	0	0	1	1									
Jason LaRue, R OBP: 0.200, SLG: 0.500 (1, 2)		0-1 HR		3-2 G6-3			1-3 K	3-2 HR		4	2	2	2	0	1	1									
Scott Williamson, R OBP: 0.154, SLG: 0.083 Michael Tucker, L OBP: 0.372, SLG: 0.530 (1, 1)	2-1 G4-3			0-2 G1-3			0-0 F8	0-0 F8		3	0	0	0	0	0	0									
<b>Inning Stats</b>	R: 0 E: 0 K: 0 S: 10	H: 1 LOB: 2 BB: 1 P: 17	R: 1 E: 0 K: 0 S: 8	H: 1 LOB: 0 BB: 0 P: 15	R: 0 E: 0 K: 0 S: 7	H: 0 LOB: 1 BB: 1 P: 16	R: 0 E: 0 K: 0 S: 7	H: 1 LOB: 1 BB: 0 P: 12	R: 1 E: 0 K: 0 S: 12	H: 2 LOB: 1 BB: 0 P: 15	R: 0 E: 0 K: 0 S: 7	H: 0 LOB: 0 BB: 0 P: 9	R: 0 E: 0 K: 1 S: 7	H: 1 LOB: 1 BB: 0 P: 10	R: 0 E: 0 K: 2 S: 10	H: 0 LOB: 1 BB: 1 P: 15	R: 1 E: 0 K: 1 S: 10	H: 1 LOB: 0 BB: 0 P: 17	1B: 2 2B: 3 3B: 0 HR: 2	SF: 0 SAC: 0 DP: 0 HBP: 0	WP: 0 PB: 0 SB: 1 CS: 0	PA: 37			
<b>PITCHER</b>	IP	WLS	BF	H	R	ER	SO	BB	IBB	HBP	BLK	WP	HR	S	P	ERA	WHIP								
76 Daniel Garibay, L ERA: 4.5 Todd Van Poppel, R ERA: 2.55 Tim Worrell, R ERA: 3.5	7.0	L	29	6	2	2	1	2	0	0	0	0	1	58	94	2.57	1.143								

Cincinnati Reds @ Chicago Cubs  
Wrigley Field, Chicago, IL  
Sat Aug 12 2000, 12:15 PM CDT  
Att: 40,625 - Sunny - 79 F

AB 34  
R 3  
H 7  
RBI 3  
BB 3  
SO 4  
LOB 12



Batter	1	2	3	4	5	6	7	8	9	AB	R	H	RBI	BB	SO	LOB	BOTTOM								
Eric Young Sr., R OBP: 0.375, SLG: 0.413 (1, 4)	1-3 K		1-0 F9		0-0 SH5-3 1-2 2-3		3-2 F3		2-1 G6-3 1B	4	0	1	0	0	1	0									
Ricky Gutierrez, R OBP: 0.375, SLG: 0.409 (1, 6)	4-2 BB BB		1-1 G5-3		0-2 L4		4-2 BB		2-2 G6-3 1-2 2-3	3	0	0	0	2	0	4									
Sammy Sosa, R OBP: 0.406, SLG: 0.627 (1, 9)	4-2 SAFE 1-2 BB		1-3 K		3-3 K		0-3 K		2-2 G1-3	4	0	0	0	1	3	5									
Mark Grace, L OBP: 0.397, SLG: 0.462 (1, 3)	1-0 F9			2-1 F8		1-0 G3-1 2B		4-0 FC2-5 BB BB	1-0 F7	4	0	1	0	1	0	3									
Rondell White, R OBP: 0.364, SLG: 0.484 (1, 7)		0-3 K		1-1 G6-3		1-1 F2		4-2 FC2-5 BB		3	0	0	0	1	1	1									
Willie Greene, L OBP: 0.308, SLG: 0.369 (1, 5)		0-0 G4-3		4-2 BB		2-1 G3-1		1-1 FC2-5 1-2 2-3		3	0	0	0	1	0	3									
Damon Buford, R OBP: 0.241, SLG: 0.431 Todd Van Poppel, R ERA: 3.56 Brant Brown, L OBP: 0.235, SLG: 0.327 Chad Meyers, R OBP: 0.259, SLG: 0.308 Tim Worrell, R (8, PH) (6, PH) (9, 1)	2-2 1B			0-3 K		4-1 BB		2-2 F3		2	0	1	0	1	1	1									
Joe Girardi, R OBP: 0.366, SLG: 0.415 (1, 2)	3-2 1B			0-0 SH5-3 76 SH 1B		3-1 P4		0-0 G4-3		4	0	2	0	0	0	4									
76 Daniel Garibay, L OBP: 0.143, SLG: 0.143 Gary Matthews, S OBP: 0.263, SLG: 0.271 (7, PH) (8, 8)	2-3 K			0-0 SH SH5-3		1-1 G3		4-1 G6-3 1B BB		1	0	0	0	0	1	2									
<b>Inning Stats</b>	R: 0 E: 0 K: 1 S: 8	H: 0 LOB: 1 BB: 2 P: 18	R: 0 E: 0 K: 2 S: 14	H: 2 LOB: 2 BB: 0 P: 21	R: 0 E: 0 K: 1 S: 6	H: 0 LOB: 0 BB: 0 P: 9	R: 0 E: 0 K: 1 S: 9	H: 0 LOB: 1 BB: 1 P: 16	R: 0 E: 0 K: 1 S: 9	H: 1 LOB: 2 BB: 0 P: 12	R: 0 E: 0 K: 0 S: 8	H: 1 LOB: 2 BB: 1 P: 19	R: 0 E: 0 K: 1 S: 13	H: 0 LOB: 1 BB: 1 P: 21	R: 0 E: 0 K: 0 S: 9	H: 0 LOB: 2 BB: 2 P: 20	R: 0 E: 0 K: 0 S: 10	H: 1 LOB: 2 BB: 1 P: 21	1B: 4 2B: 1 3B: 0 HR: 0	SF: 0 SAC: 2 DP: 0 HBP: 0	WP: 0 PB: 0 SB: 0 CS: 0	PA: 40			
<b>PITCHER</b>	IP	WLS	BF	H	R	ER	SO	BB	IBB	HBP	BLK	WP	HR	S	P	ERA	WHIP								
Scott Williamson, R ERA: 3.34 Scott Sullivan, R ERA: 3.56 Ron Villone, L ERA: 0.69 Danny Graves, R ERA: 2.35	7.0	W	30	4	0	0	0	5	0	0	0	0	0	5	14	0.00	6.000								

Cincinnati Reds @ Chicago Cubs  
Wrigley Field, Chicago, IL  
Sat Aug 12 2000, 12:15 PM CDT  
Att: 40,625 - Sunny - 79 F

AB 30  
R 0  
H 5  
RBI 0  
BB 8  
SO 7  
LOB 25





Batter	1	2	3	4	5	6	7	8	9	AB	R	H	RBI	BB	SO	LOB	TOP										
<b>Chris Stynes, R</b> (1,5) OBP: 0.393, SLG: 0.504	1-1 G1-3		0-0 E5 G4-3		1-0 G5-3		0-0 G5-3		1-0 G5-3	5	0	0	0	0	0	0	<b>Cincinnati Reds @ Chicago Cubs</b> Wrigley Field, Chicago, IL Sun Aug 13 2000, 7:05 PM CDT Att: 38,787 - Sunny - 79 F										
<b>Barry Larkin, R</b> (1,6) OBP: 0.396, SLG: 0.494	0-3 K		0-0 F8		2-0 BB HBP 2B		1-1 F2			4	1	1	0	0	1	1											
<b>Ken Griffey Jr., L</b> (1,8) OBP: 0.379, SLG: 0.544	2-1 F5		1-2 G4-3		2-0 HBP BB HBP		1-1 G3-1			3	0	0	0	0	0	1											
<b>Dante Bichette, R</b> (1,9) OBP: 0.349, SLG: 0.467 <b>Michael Tucker, L</b> (8,9) OBP: 0.372, SLG: 0.530		3-2 1B 2B 1B	2-1 F9		4-0 HBP BB			3-2 F9		3	1	1	0	1	0	1											
<b>Sean Casey, L</b> (1,3) OBP: 0.385, SLG: 0.455		1-0 2B 1B		1-1 HR	1-0 G4-6-3 HBP			3-1 1B		3	1	3	2	0	0	0											
<b>Dmitri Young, S</b> (1,7) OBP: 0.336, SLG: 0.484 <b>Scott Sullivan, R</b> (8,1) OBP: 0.200, SLG: 0.200		1-3 K		0-0 G3-1	1-2 G4-6-3			2-3 K		4	0	0	0	0	2	6											
<b>Pokey Reese, R</b> (1,4) OBP: 0.312, SLG: 0.388		1-0 2B		3-2 L9		2-0 F9		1-1 F7		4	0	1	1	0	0	1											
<b>Jason LaRue, R</b> (1,2) OBP: 0.250, SLG: 0.455		4-0 IBB		4-2 BB		2-2 G6-3			2-3 K	2	0	0	0	2	1	0											
<b>Steve Parris, R</b> (1,1) OBP: 0.122, SLG: 0.175 <b>Alex Ochoa, R</b> (8,7) OBP: 0.373, SLG: 0.492		2-3 K		0-3 K		2-3 K			0-3 K	3	0	0	0	0	3	3											
<b>Inning Stats</b>	R: 0 E: 0 K: 1 S: 7	H: 0 LOB: 0 BB: 0 P: 10	R: 1 E: 0 K: 2 S: 11	H: 3 LOB: 2 BB: 1 P: 23	R: 0 E: 1 K: 0 S: 7	H: 0 LOB: 1 BB: 0 P: 10	R: 1 E: 0 K: 1 S: 13	H: 1 LOB: 1 BB: 1 P: 21	R: 1 E: 0 K: 0 S: 5	H: 1 LOB: 2 BB: 1 P: 16	R: 0 E: 0 K: 0 S: 5	H: 0 LOB: 0 BB: 0 P: 7	R: 0 E: 0 K: 1 S: 11	H: 1 LOB: 1 BB: 0 P: 20	R: 0 E: 0 K: 2 S: 9	H: 0 LOB: 0 BB: 0 P: 12		1B: 3 2B: 2 3B: 0 HR: 1	SF: 0 SAC: 0 DP: 1 HBP: 2	WP: 0 PB: 0 SB: 0 CS: 0	PA: 37						
<b>PITCHER</b>	IP	WLS	BF	H	R	ER	SO	BB	IBB	HBP	BLK	WP	HR	S	P	ERA	WHIP										
<b>Ruben Quevedo, R</b> (1,1) ERA: 5.91	7.0	L	30	5	3	3	5	2	1	2	0	0	1	55	100	3.86	1.000										
<b>Kyle Farnsworth, R</b> (8,1) ERA: 8.0	2.0		7	1	0	0	3	0	0	0	0	0	0	20	32	0.00	0.500										



Batter	1	2	3	4	5	6	7	8	9	AB	R	H	RBI	BB	SO	LOB	BOTTOM										
<b>Eric Young Sr., R</b> (1,4) OBP: 0.375, SLG: 0.411	2-1 F8		0-0 F8		2-0 F8			1-2 BB BB 1B		4	0	1	0	0	0	1	<b>Cincinnati Reds @ Chicago Cubs</b> Wrigley Field, Chicago, IL Sun Aug 13 2000, 7:05 PM CDT Att: 38,787 - Sunny - 79 F										
<b>Ricky Gutierrez, R</b> (1,6) OBP: 0.379, SLG: 0.409	1-2 F7 WP 1B		1-2 G3			4-2 BB		4-1 BB BB		2	0	1	0	2	0	0											
<b>Mark Grace, L</b> (1,3) OBP: 0.393, SLG: 0.457	1-2 F7		2-2 G4-3			0-0 F7		0-0 F7		4	0	0	0	0	0	4											
<b>Sammy Sosa, R</b> (1,9) OBP: 0.405, SLG: 0.623	3-3 K			2-2 F9		1-1 F3		4-0 BB		3	0	0	0	1	1	2											
<b>Rondell White, R</b> (1,7) OBP: 0.366, SLG: 0.487		1-1 G6-3 2B		0-0 G6-3 1B		3-2 G6-3		2-3 K		4	0	2	0	0	1	4											
<b>Gary Matthews, S</b> (1,8) OBP: 0.283, SLG: 0.260 <b>Kyle Farnsworth, R</b> (8,1)		2-1 G6-3		1-0 G6-3			1-0 P4		3-2 F8	3	0	0	0	0	0	2											
<b>Brant Brown, L</b> (9,PH) OBP: 0.233, SLG: 0.325		2-3 K		1-2 K					1-1 K	1	0	0	0	0	0	0											
<b>Jeff Reed, L</b> (1,2) OBP: 0.356, SLG: 0.365		1-2 P6		0-3 K			1-0 G6-4-3 1B		1-3 K	4	0	1	0	0	2	1											
<b>Jose Nieves, R</b> (1,5) OBP: 0.247, SLG: 0.361 <b>Willie Greene, L</b> (9,PH)		4-0 IBB			0-1 F8		0-0 G6-4-3		1-1 1B	2	0	0	0	1	0	1											
<b>Ruben Quevedo, R</b> (1,1) OBP: 0.143, SLG: 0.143 <b>Damon Buford, R</b> (8,8) OBP: 0.340, SLG: 0.429		0-3 K		0-0 1B				0-2 F9	2-2 P4	2	0	1	0	0	1	2											
<b>Inning Stats</b>	R: 0 E: 0 K: 1 S: 11	H: 1 LOB: 1 BB: 0 P: 18	R: 0 E: 0 K: 1 S: 11	H: 1 LOB: 2 BB: 1 P: 19	R: 0 E: 0 K: 0 S: 8	H: 0 LOB: 0 BB: 0 P: 11	R: 0 E: 0 K: 0 S: 5	H: 1 LOB: 0 BB: 0 P: 8	R: 0 E: 0 K: 1 S: 7	H: 1 LOB: 1 BB: 0 P: 9	R: 0 E: 0 K: 0 S: 9	H: 0 LOB: 1 BB: 1 P: 17	R: 0 E: 0 K: 0 S: 3	H: 1 LOB: 0 BB: 0 P: 5	R: 0 E: 0 K: 1 S: 11	H: 1 LOB: 3 BB: 2 P: 22	R: 0 E: 0 K: 1 S: 15	H: 1 LOB: 1 BB: 0 P: 22	1B: 6 2B: 1 3B: 0 HR: 0	SF: 0 SAC: 0 DP: 2 HBP: 0	WP: 1 PB: 0 SB: 0 CS: 0	PA: 36					
<b>PITCHER</b>	IP	WLS	BF	H	R	ER	SO	BB	IBB	HBP	BLK	WP	HR	S	P	ERA	WHIP										
<b>Steve Parris, R</b> (1,1) ERA: 4.93	7.2	W	31	6	0	0	3	3	1	0	0	0	0	62	104	0.00	1.174										
<b>Scott Sullivan, R</b> (8,1) ERA: 3.5	1.1	S	5	1	0	0	2	0	0	0	0	0	0	18	27	0.00	0.750										










Batter	1	2	3	4	5	6	7	8	9	10	AB	R	H	RBI	BB	SO	LOB	TOP										
Chris Sexton, R OBP: 0.286, SLG: 0.167 Mark Wohlers, R Larry Luebbers, R	G6-3		G6-4-3			G3-6-3 1B BB		F9		K	4	0	0	0	1	1	3	<b>Cincinnati Reds @ Milwaukee Brewers</b> Milwaukee County Stadium, Milwaukee, WI Tue Aug 15 2000, 8:05 PM EDT Att. 19,649 - Sunny - 86 F										
Barry Larkin, R OBP: 0.386, SLG: 0.490	F8			G3 1B HBP		G3-6-3 1B		F3			3	0	1	0	0	0	0											
Ken Griffey Jr., L OBP: 0.379, SLG: 0.541	G6-3			F7		G3-6-3			G6-4-3 1B		4	0	1	0	0	0	3											
Dante Bichette, R OBP: 0.352, SLG: 0.470		HBP HBP		G3 1B		K		F9			3	0	1	0	0	1	2											
Sean Casey, L OBP: 0.377, SLG: 0.444	F8			G3			G4-3		G6-4-3		4	0	0	0	0	0	4											
Michael Tucker, L OBP: 0.375, SLG: 0.538 Chris Stynes, R OBP: 0.388, SLG: 0.496		G6-4-3 HBP		K			E4 3B			G1-3	2	1	1	0	0	1	2											
Pokey Reese, R OBP: 0.311, SLG: 0.386	G6-4-3						G1-3			F8	4	0	0	0	0	0	2											
Jason LaRue, R OBP: 0.226, SLG: 0.379			G6-4-3 1B				F9			E6 BB	4	0	1	0	0	1	0											
Pete Harnisch, S OBP: 0.200, SLG: 0.333 Alex Ochoa, R OBP: 0.368, SLG: 0.484 Danny Graves, R OBP: 0.667, SLG: 2.000 Dmitri Young, S OBP: 0.339, SLG: 0.481			K		K			F8			2	0	0	0	0	2	1											
<b>Inning Stats</b>	R: 0 E: 0 K: 0 S: 10	H: 0 LOB: 0 BB: 0 P: 14	R: 0 E: 0 K: 0 S: 9	H: 0 LOB: 1 BB: 0 P: 14	R: 0 E: 0 K: 1 S: 5	H: 1 LOB: 0 BB: 0 P: 7	R: 0 E: 0 K: 1 S: 9	H: 1 LOB: 2 BB: 0 P: 13	R: 0 E: 0 K: 1 S: 8	H: 0 LOB: 0 BB: 0 P: 10	R: 0 E: 0 K: 1 S: 10	H: 1 LOB: 1 BB: 1 P: 18	R: 1 E: 1 K: 1 S: 9	H: 1 LOB: 0 BB: 0 P: 12	R: 0 E: 0 K: 0 S: 5	H: 0 LOB: 0 BB: 0 P: 8	R: 0 E: 0 K: 0 S: 7		H: 1 LOB: 0 BB: 0 P: 10	R: 0 E: 1 K: 1 S: 11	H: 0 LOB: 2 BB: 1 P: 19	1B: 4 2B: 0 3B: 1 HR: 0	SF: 0 SAC: 0 DP: 4 HBP: 3	WP: 0 PB: 0 SB: 0 CS: 0	PA: 37			
<b>PITCHER</b>	IP	WLS	BF	H	R	ER	SO	BB	IBB	HBP	BLK	WP	HR	S	P	ERA	WHIP											
John Snyder, R ERA: 5.3	(1.1)	8.0	29	4	1	0	5	1	0	3	0	0	0	0	65	96	0.00	0.625										
Ray King, L ERA: 2.45	(9.1)	1.2	7	1	0	0	0	1	0	0	0	0	0	15	24	0.00	1.200											
Curt Leskanic, R ERA: 3.05	(10.1)	0.1	W	1	0	0	0	1	0	0	0	0	0	3	5	0.00	0.000											

AB	32
R	1
H	5
RBI	0
BB	2
SO	6
LOB	17



Batter	1	2	3	4	5	6	7	8	9	10	AB	R	H	RBI	BB	SO	LOB	BOTTOM									
Ronnie Belliard, R OBP: 0.353, SLG: 0.392	G6-3		1B		FC5 1B			G5-3		1B BB	4	0	2	0	1	0	0	<b>Cincinnati Reds @ Milwaukee Brewers</b> Milwaukee County Stadium, Milwaukee, WI Tue Aug 15 2000, 8:05 PM EDT Att. 19,649 - Sunny - 86 F									
Marquis Grissom, R OBP: 0.289, SLG: 0.349	G6-3		1B		FC5			G5-3		BB	4	0	1	0	1	0	2										
Geoff Jenkins, L OBP: 0.350, SLG: 0.578	G3		F9			G3		BB		K	4	0	0	0	1	1	5										
Richie Sexson, R OBP: 0.324, SLG: 0.482		HR		K		K		K			5	1	2	2	0	3	1										
Jeremy Burnitz, L OBP: 0.336, SLG: 0.434	P4		G4-3				1B			1B	4	0	1	0	0	1	0										
Charlie Hayes, R OBP: 0.357, SLG: 0.383	F8		G4-3						G1-6-3 BB		3	0	0	0	1	1	1										
Henny Blanco, R OBP: 0.316, SLG: 0.384 Mark Sweeney, L OBP: 0.327, SLG: 0.298 Raul Casanova, S OBP: 0.329, SLG: 0.400	P6				G2-3			F9			3	0	0	0	0	0	0										
Santiago Perez, S OBP: 0.316, SLG: 0.234			G4-3		G3			B1-3		BB SH1-4 BB	3	1	0	0	1	0	0										
John Snyder, R OBP: 0.185, SLG: 0.160 Ray King, L			G6-3		FC5 1B			G4-3			3	0	1	0	0	0	0										
Curt Leskanic, R Luis Lopez, S OBP: 0.277, SLG: 0.340										SH1-4	0	0	0	0	0	0	0										
<b>Inning Stats</b>	R: 0 E: 0 K: 0 S: 5	H: 0 LOB: 0 BB: 0 P: 6	R: 1 E: 0 K: 0 S: 9	H: 1 LOB: 0 BB: 0 P: 14	R: 0 E: 0 K: 0 S: 14	H: 2 LOB: 2 BB: 0 P: 21	R: 0 E: 0 K: 1 S: 10	H: 0 LOB: 0 BB: 0 P: 14	R: 0 E: 0 K: 0 S: 11	H: 2 LOB: 2 BB: 0 P: 13	R: 0 E: 0 K: 2 S: 14	H: 1 LOB: 1 BB: 0 P: 18	R: 0 E: 0 K: 1 S: 7	H: 0 LOB: 0 BB: 0 P: 9	R: 0 E: 0 K: 1 S: 12	H: 0 LOB: 1 BB: 1 P: 20	R: 0 E: 0 K: 1 S: 8	H: 0 LOB: 0 BB: 0 P: 14	R: 1 E: 0 K: 1 S: 8	H: 1 LOB: 3 BB: 3 P: 23	1B: 6 2B: 0 3B: 0 HR: 1	SF: 0 SAC: 1 DP: 1 HBP: 0	WP: 0 PB: 0 SB: 0 CS: 0	PA: 40			
<b>PITCHER</b>	IP	WLS	BF	H	R	ER	SO	BB	IBB	HBP	BLK	WP	HR	S	P	ERA	WHIP										
Pete Harnisch, R ERA: 4.79	(1.1)	7.0	27	6	1	1	3	2	0	0	0	0	0	70	95	1.29	0.857										
Danny Graves, R ERA: 2.29	(8.1)	2.0	7	0	0	0	2	2	0	0	0	0	0	20	34	0.00	1.000										
Mark Wohlers, R ERA: 3.09	(10.1)	0.1	L	3	0	1	1	0	2	0	0	0	0	3	11	27.00	6.000										
Larry Luebbers, R ERA: 4.15	(10.1)	0.1	3	1	0	0	1	1	0	0	0	0	0	5	12	0.00	6.000										





Batter	1	2	3	4	5	6	7	8	9	AB	R	H	RBI	BB	SO	LOB	TOP					
Chris Stynes, R OBP: 0.388, SLG: 0.494	F8		F8			P6			DI	5	0	2	0	0	0	1						
Barry Larkin, R OBP: 0.384, SLG: 0.486	F3		FC4-6			F9		G6-3	F8	5	0	1	0	0	0	2						
Ken Griffey Jr., L OBP: 0.378, SLG: 0.538	F7		FC4-6			FC4-6		G5-4-3		4	1	1	0	0	0	3						
Dante Bichette, R OBP: 0.353, SLG: 0.473								G5-4-3		4	0	2	1	0	1	3						
Sean Casey, L OBP: 0.378, SLG: 0.446	F8								G4-3	3	0	1	0	1	0	1						
Dmitri Young, S OBP: 0.335, SLG: 0.481										2	0	1	0	0	0	1						
Michael Tucker, L OBP: 0.378, SLG: 0.538										0	0	0	0	1	0	0						
Alex Ochoa, R OBP: 0.366, SLG: 0.481										1	0	0	0	0	0	0						
Pokey Reese, R OBP: 0.309, SLG: 0.383										3	0	0	0	0	1	6						
Scott Sullivan, R OBP: 0.200, SLG: 0.200										0	0	0	0	0	0	0						
Chris Sexton, R OBP: 0.250, SLG: 0.143										1	0	0	0	0	1	0						
Larry Luebbers, R OBP: 0.138, SLG: 0.172										0	0	0	0	0	0	0						
Ron Villone, L OBP: 0.229, SLG: 0.344										3	0	0	0	0	0	2						
Rob Bell, R OBP: 0.103, SLG: 0.071										2	0	1	0	0	0	2						
Dennys Reyes, R OBP: 0.304, SLG: 0.402										0	0	0	0	0	0	0						
Juan Castro, R OBP: 0.304, SLG: 0.402										2	0	0	0	0	1	0						
<b>Inning Stats</b>	R: 0 H: 0 E: 0 K: 0 S: 12	H: 0 LOB: 0 BB: 0 P: 15	R: 0 H: 2 E: 0 K: 1 S: 12	H: 2 LOB: 2 BB: 0 P: 17	R: 0 H: 2 E: 0 K: 1 S: 11	H: 2 LOB: 2 BB: 0 P: 15	R: 0 H: 1 E: 0 K: 0 S: 9	H: 1 LOB: 2 BB: 0 P: 13	R: 1 H: 2 E: 0 K: 0 S: 11	H: 2 LOB: 3 BB: 2 P: 21	R: 0 H: 0 E: 0 K: 0 S: 8	H: 0 LOB: 0 BB: 0 P: 10	R: 0 H: 1 E: 0 K: 0 S: 5	H: 1 LOB: 0 BB: 0 P: 6	R: 0 H: 0 E: 0 K: 1 S: 7	H: 0 LOB: 0 BB: 0 P: 9	R: 0 H: 1 E: 0 K: 1 S: 7	H: 1 LOB: 1 BB: 0 P: 13	1B: 7 2B: 2 3B: 0 HR: 0	SF: 0 SAC: 0 DP: 1 HBP: 1	WP: 0 PB: 0 SB: 0 CS: 0	PA: 38
<b>PITCHER</b>	IP	WLS	BF	H	R	ER	SO	BB	IBB	HBP	BLK	WP	HR	S	P	ERA	WHIP					
Jeff D'Amico, R ERA: 1.84	7.0	W	31	8	1	1	2	2	0	1	0	0	0	68	97	1.29	1.429					
Valerio De Los Santos, L ERA: 5.91	0.1	H	1	0	0	0	0	0	0	0	0	0	0	1	2	0.00	0.000					
Juan Acevedo, R ERA: 3.6	0.2	H	2	0	0	0	1	0	0	0	0	0	0	6	7	0.00	0.000					
Curt Leskanic, R ERA: 3.0	1.0		4	1	0	0	1	0	0	0	0	0	0	7	13	0.00	1.000					

Cincinnati Reds @ Milwaukee Brewers  
Milwaukee County Stadium, Milwaukee, WI  
Wed Aug 16 2000, 8:05 PM EDT  
Att: 26,339 - Cloudy - 66 F

AB 35  
R 1  
H 9  
RBI 1  
BB 2  
SO 4  
LOB 21



Batter	1	2	3	4	5	6	7	8	9	AB	R	H	RBI	BB	SO	LOB	BOTTOM					
Ronnie Belliard, R OBP: 0.354, SLG: 0.392	F8	K			SH					3	0	1	1	1	1	1						
Marquis Grissom, R OBP: 0.286, SLG: 0.346	F9	F8			K	F2		SF9		4	0	0	1	0	1	5						
Geoff Jenkins, L OBP: 0.356, SLG: 0.574	HR				K					4	1	1	0	0	3	2						
Richie Sexson, R OBP: 0.325, SLG: 0.487	HR				K			P3		4	1	1	2	1	2	3						
Jeromy Burnitz, L OBP: 0.335, SLG: 0.435	WP				K					4	0	1	0	0	3	3						
Charlie Hayes, R OBP: 0.361, SLG: 0.385					F9	FC2		BB		3	1	2	0	1	0	0						
Henry Blanco, R OBP: 0.315, SLG: 0.379	K2-3				G5-3	K		BB		3	1	0	0	1	2	3						
Luis Lopez, S OBP: 0.283, SLG: 0.347					F8	FC2		F8		3	1	1	0	0	0	2						
Jeff D'Amico, R ERA: 4.96	4.1	L	20	5	2	2	6	1	0	0	0	0	0	0	0	0						
Dennys Reyes, L ERA: 5.73	0.1		1	0	0	0	1	0	0	0	0	3	4	0.00	0.000							
Scott Sullivan, R ERA: 3.45	2.1	11	2	1	1	5	1	0	1	0	0	31	50	3.86	1.286							
Larry Luebbers, R ERA: 5.4	0.1	3	1	2	2	0	1	0	0	0	0	9	15	54.00	6.000							
Ron Villone, L ERA: 5.79	0.2	5	1	0	0	0	1	0	0	0	0	8	17	0.00	3.000							
<b>Inning Stats</b>	R: 2 H: 3 E: 0 K: 1 S: 16	H: 3 LOB: 2 BB: 1 P: 28	R: 0 H: 1 E: 0 K: 1 S: 8	H: 1 LOB: 1 BB: 0 P: 10	R: 0 H: 0 E: 0 K: 3 S: 10	H: 0 LOB: 0 BB: 0 P: 15	R: 0 H: 0 E: 0 K: 0 S: 6	H: 0 LOB: 0 BB: 0 P: 11	R: 0 H: 1 E: 0 K: 3 S: 18	H: 1 LOB: 3 BB: 1 P: 30	R: 1 H: 2 E: 1 K: 1 S: 15	H: 2 LOB: 2 BB: 0 P: 25	R: 0 H: 0 E: 0 K: 3 S: 9	H: 0 LOB: 0 BB: 0 P: 12	R: 2 H: 2 E: 0 K: 0 S: 17	H: 2 LOB: 3 BB: 2 P: 32	R: 2 H: 2 E: 0 K: 0 S: 17	H: 2 LOB: 3 BB: 2 P: 32	1B: 5 2B: 3 3B: 0 HR: 1	SF: 1 SAC: 2 DP: 0 HBP: 2	WP: 1 PB: 0 SB: 0 CS: 0	PA: 40
<b>PITCHER</b>	IP	WLS	BF	H	R	ER	SO	BB	IBB	HBP	BLK	WP	HR	S	P	ERA	WHIP					
Rob Bell, R ERA: 4.96	4.1	L	20	5	2	2	6	1	0	0	0	0	0	0	0	0						
Dennys Reyes, L ERA: 5.73	0.1		1	0	0	0	1	0	0	0	0	0	0	3	4	0.00	0.000					
Scott Sullivan, R ERA: 3.45	2.1	11	2	1	1	5	1	0	1	0	0	0	0	31	50	3.86	1.286					
Larry Luebbers, R ERA: 5.4	0.1	3	1	2	2	0	1	0	0	0	0	0	0	9	15	54.00	6.000					
Ron Villone, L ERA: 5.79	0.2	5	1	0	0	0	1	0	0	0	0	0	0	8	17	0.00	3.000					

Cincinnati Reds @ Milwaukee Brewers  
Milwaukee County Stadium, Milwaukee, WI  
Wed Aug 16 2000, 8:05 PM EDT  
Att: 26,339 - Cloudy - 66 F

AB 31  
R 5  
H 9  
RBI 5  
BB 4  
SO 12  
LOB 21





Batter	1	2	3	4	5	6	7	8	9	AB	R	H	RBI	BB	SO	LOB	TOP										
Adrian Brown, S OBP: 0.368, SLG: 0.479	1-1 G4-3			3-2 G6-3		0-1 F7		1-1 B4-3	1-2 18 1B	5	1	1	1	0	0	0	<b>Pittsburgh Pirates @ Cincinnati Reds</b> Cinergy Field, Cincinnati, OH Fri Aug 18 2000, 7:35 PM EDT Att: 31,891 - Cloudy - 75 F										
18 Jason Kendall, R OBP: 0.421, SLG: 0.471	1-0 L6			2-3 K2-3		1-0 HR		0-2 1B	3-2 1B	5	2	3	2	0	1	0											
Brian Giles, L OBP: 0.419, SLG: 0.610	1-3 K			4-0 BB		2-1 2B		2-0 E9 2B	3-1 G4-3	4	2	2	0	1	1	1											
John Vander Wal, L OBP: 0.392, SLG: 0.539 Kevin Young, R OBP: 0.322, SLG: 0.454	0-1 P6			3-3 K		1-0 WP 1-H 2B		3-0 F2		3	0	1	1	0	1	1											
Aramis Ramirez, R OBP: 0.297, SLG: 0.404	1-3 K			2-2 G6-3		2-2 F9		0-0 2B		4	0	1	1	0	1	1											
Warren Morris, L OBP: 0.330, SLG: 0.326 Scott Sauerbeck, R Mike Williams, R	2-1 F8			2-1 P5		3-3 K		3-H 2-1 G4-3		4	0	0	0	0	1	2											
Alex Ramirez, R OBP: 0.314, SLG: 0.479			2-3 K		1-0 2B		0-0 G3		1-1 G4-3 SH1-4 1B	4	1	2	0	0	1	0											
Enrique Wilson, S OBP: 0.328, SLG: 0.415			2-2 F7 1B		4-0 IBB		1-1 F8		0-0 SH1-4	2	0	1	0	1	0	0											
Todd Ritchie, R OBP: 0.213, SLG: 0.234 Mike Benjamin, R OBP: 0.325, SLG: 0.426	2-0 F7			1-3 K		2-1 F8		2-1 F8	0-0 G4-3	3	0	0	0	0	1	3											
									2-3	1	0	0	0	0	0	1											
<b>Inning Stats</b>	R: 0 E: 0 K: 1 S: 6	H: 0 LOB: 0 BB: 0 P: 9	R: 0 E: 0 K: 1 S: 7	H: 0 LOB: 0 BB: 0 P: 10	R: 0 E: 1 K: 1 S: 8	H: 1 LOB: 0 BB: 0 P: 14	R: 0 E: 0 K: 2 S: 13	H: 0 LOB: 1 BB: 1 P: 25	R: 0 E: 0 K: 1 S: 12	H: 1 LOB: 2 BB: 1 P: 22	R: 2 E: 0 K: 1 S: 12	H: 3 LOB: 1 BB: 0 P: 21	R: 0 E: 0 K: 0 S: 5	H: 0 LOB: 0 BB: 0 P: 8	R: 2 E: 1 K: 0 S: 10	H: 3 LOB: 1 BB: 0 P: 18	R: 2 E: 0 K: 0 S: 15	H: 3 LOB: 1 BB: 0 P: 22	1B: 7 2B: 3 3B: 0 HR: 1	SF: 0 SAC: 1 DP: 0 HBP: 0	WP: 1 PB: 0 SB: 1 CS: 0	PA: 39					
<b>PITCHER</b>	IP	WLS	BF	H	R	ER	SO	BB	IBB	HBP	BLK	WP	HR	S	P	ERA	WHIP										
Scott Williamson, R ERA: 3.29	7.0		27	5	2	2	7	1	1	0	0	1	1	63	109	2.57	0.857										
Scott Sullivan, R ERA: 3.55	0.1	L	3	2	2	1	0	0	0	0	0	0	0	6	9	27.00	6.000										
Dennys Reyes, L ERA: 5.67	0.1		1	0	0	0	0	0	0	0	0	0	0	1	4	0.00	0.000										
Danny Graves, R ERA: 2.5	1.0		7	4	2	2	0	0	0	0	0	0	0	16	22	18.00	4.000										
Ron Villone, L ERA: 5.77	0.1		1	0	0	0	0	0	0	0	0	0	0	2	5	0.00	0.000										

Batter	1	2	3	4	5	6	7	8	9	AB	R	H	RBI	BB	SO	LOB	BOTTOM										
Michael Tucker, L OBP: 0.385, SLG: 0.552	0-0 G4-3 SF7 2B		4-2 E BB		2-3 K			2-1 G3 G6-3 2B		3	2	2	0	1	1	0	<b>Pittsburgh Pirates @ Cincinnati Reds</b> Cinergy Field, Cincinnati, OH Fri Aug 18 2000, 7:35 PM EDT Att: 31,891 - Cloudy - 75 F										
Barry Larkin, R OBP: 0.383, SLG: 0.484	0-0 G4-3		2-2 1-3 1B			0-2 F8		0-0 G3		4	0	1	0	0	2												
Ken Griffey Jr., L OBP: 0.377, SLG: 0.544	1-1 SF7		2-3 K			1-0 HR		0-0 G5-3		3	1	1	3	0	1	2											
Dante Bichette, R OBP: 0.355, SLG: 0.472	4-1 3-H BB		1-0 F8			0-2 1B		3-3 K		3	0	1	0	1	1	2											
Sean Casey, L OBP: 0.374, SLG: 0.441	2-1 F8			1-2 G4-3		0-0 F7		0-1 F8		4	0	0	0	0	2												
Chris Stynes, R OBP: 0.386, SLG: 0.490		0-0 G5-3		1-0 F7		0-1 F9		0-1 FC4 DI 1B		4	0	1	0	0	1												
Juan Castro, R OBP: 0.297, SLG: 0.392 Alex Ochoa, R OBP: 0.363, SLG: 0.477	3-1 F2		1-0 G1-3			0-3 K		1-3 K		3	0	0	0	0	1	0											
Jason LaRue, R OBP: 0.211, SLG: 0.314 Benito Santiago, R OBP: 0.293, SLG: 0.353	0-0 G6-3		2-1 G6-3		1-2 G6-3		1-2 G4-3	4-1 FC4 BB		3	0	0	0	0	0	0											
Scott Williamson, R ERA: 3.29 Chris Seaton, R ERA: 3.22 Scott Sullivan, R ERA: 3.55 Dennys Reyes, L ERA: 5.67 Danny Graves, R ERA: 2.5 Ron Villone, L ERA: 5.77 Dmitri Young, S ERA: 3.29	2-3 K		2-1 G6-3		0-0 G4-3		0-0 G4-3	2-2 FC4		2	0	0	0	0	1	0											
								1-2 2-3		1	0	0	0	0	2												
<b>Inning Stats</b>	R: 1 E: 0 K: 0 S: 7	H: 1 LOB: 1 BB: 1 P: 14	R: 0 E: 0 K: 0 S: 4	H: 0 LOB: 0 BB: 0 P: 7	R: 0 E: 1 K: 2 S: 12	H: 1 LOB: 2 BB: 1 P: 23	R: 0 E: 0 K: 0 S: 5	H: 0 LOB: 0 BB: 0 P: 8	R: 0 E: 0 K: 1 S: 11	H: 2 LOB: 1 BB: 0 P: 12	R: 0 E: 0 K: 1 S: 7	H: 0 LOB: 0 BB: 0 P: 8	R: 1 E: 0 K: 1 S: 7	H: 1 LOB: 0 BB: 0 P: 12	R: 0 E: 0 K: 1 S: 12	H: 1 LOB: 2 BB: 1 P: 19	1B: 3 2B: 2 3B: 0 HR: 1	SF: 1 SAC: 0 DP: 0 HBP: 0	WP: 0 PB: 0 SB: 0 CS: 0	PA: 36							
<b>PITCHER</b>	IP	WLS	BF	H	R	ER	SO	BB	IBB	HBP	BLK	WP	HR	S	P	ERA	WHIP										
Todd Ritchie, R ERA: 4.67	7.1	W	29	5	3	3	4	2	0	0	0	0	0	4	7	0.00	0.955										
Scott Sauerbeck, L ERA: 3.55	0.2	H	2	0	0	0	1	0	0	0	0	0	0	4	7	0.00	0.000										
Mike Williams, R ERA: 3.29	1.0	S	5	1	0	0	1	1	0	0	0	0	0	12	19	0.00	2.000										





Batter	1	2	3	4	5	6	7	8	9	AB R H RBI BB SO LOB	TOP										
Adrian Brown, S (1, 8) OBP: 0.372, SLG: 0.476 Emil Brown, R (8, 8) OBP: 0.322, SLG: 0.404	2-1 G5-3 1B		4-1 1B BB		2-1 G6-3		0-0 F7		0-3 K	3 0 1 0 1 0 2 1 0 0 0 0 1 0	<b>Pittsburgh Pirates @ Cincinnati Reds</b> Cinergy Field, Cincinnati, OH Sat Aug 19 2000, 1:15 PM EDT Att: 34,370 - Sunny - 67 F										
18 Jason Kendall, R (1, 2) OBP: 0.419, SLG: 0.469	1-1 F8		1-0 P5		2-1 G5-3		0-1 FC6-5 1B			4 0 1 1 0 0 2											
Brian Giles, L (1, 7) OBP: 0.418, SLG: 0.607	3-2 G5-3		2-0 1B		1-0 F7		0-0 P6			4 0 1 0 0 0 3											
Kevin Young, R (1, 3) OBP: 0.319, SLG: 0.450	2-3 K		3-3 K		2-2 F8		0-0 FC6-5			4 0 0 0 0 2 5											
John Vander Wal, L (1, 9) OBP: 0.394, SLG: 0.539		2-2 F7		1-2 1B 1B		1-1 BB 1B		2-1 L4		4 0 2 0 0 0 0											
Aramis Ramirez, R (1, 5) OBP: 0.300, SLG: 0.404 Warren Morris, L (3, 4) OBP: 0.333, SLG: 0.327		3-2 HBP		1-1 1B		4-2 1B		0-0 F8		0 0 0 0 0 0 0 2 0 1 0 1 0 0											
Enrique Wilson, S (1, 4) (3, 5) OBP: 0.320, SLG: 0.405		0-2 F8		0-1 F7		2-0 L6		2-1 G6-3		4 0 0 0 0 0 4											
Pat Meares, R (1, 6) OBP: 0.296, SLG: 0.384		0-1 F7		1-2 G4-3			0-0 1B 1B 2B		1-2 G6-3	4 1 1 0 0 0 2											
Jimmy Anderson, L (1, 1) OBP: 0.139, SLG: 0.167 Josias Manzanillo, R (8, 1) Alex Ramirez, R (9, PH) OBP: 0.313, SLG: 0.476			1-1 F9		0-3 K		0-0 FC6-5 1B		0-0 P3	3 0 1 0 0 0 1 0 0 0 0 0 0 0 0 0 1 0 0 0 0 0 0 0											
<b>Inning Stats</b>	R: 0 E: 0 K: 10 S: 10	H: 1 LOB: 1 BB: 0 P: 18	R: 0 E: 0 K: 0 S: 13	H: 0 LOB: 1 BB: 0 P: 18	R: 0 E: 0 K: 1 S: 10	H: 1 LOB: 2 BB: 1 P: 21	R: 0 E: 0 K: 0 S: 10	H: 2 LOB: 1 BB: 0 P: 13	R: 0 E: 0 K: 1 S: 7	H: 0 LOB: 0 BB: 0 P: 11		R: 0 E: 0 K: 0 S: 10	H: 1 LOB: 2 BB: 1 P: 20	R: 1 E: 0 K: 0 S: 8	H: 3 LOB: 2 BB: 0 P: 11	R: 0 E: 0 K: 0 S: 5	H: 0 LOB: 0 BB: 0 P: 9	R: 0 E: 0 K: 1 S: 8	H: 0 LOB: 0 BB: 0 P: 9	1B: 7 2B: 1 3B: 0 HR: 0	SF: 0 SAC: 0 DP: 0 HBP: 1
<b>PITCHER</b>	IP WLS BF H R ER SO BB IBB HBP BLK WP HR S P ERA WHIP											<b>PITCHER</b>	IP WLS BF H R ER SO BB IBB HBP BLK WP HR S P ERA WHIP								
Steve Parris, R (1, 1) ERA: 4.78	6.1 W 29 8 1 1 3 2 0 0 1 0 0 0 65 106 1.42 1.579																				
Dennys Reyes, L (7, 1) ERA: 5.4	1.2 H 5 0 0 0 0 0 0 0 0 0 0 0 8 15 0.00 0.000																				
Scott Sullivan, R (9, 1) ERA: 3.5	1.0 3 0 0 0 1 0 0 0 0 0 0 0 8 9 0.00 0.000																				

Batter	1	2	3	4	5	6	7	8	9	AB R H RBI BB SO LOB	BOTTOM								
Brian Hunter, R (1, 7) OBP: 0.345, SLG: 0.312	4-1 1B 1B BB		1-1 G6-3		2-3 K			4-0 SH1-4 3B BB		2 2 0 0 2 1 0	<b>Pittsburgh Pirates @ Cincinnati Reds</b> Cinergy Field, Cincinnati, OH Sat Aug 19 2000, 1:15 PM EDT Att: 34,370 - Sunny - 67 F								
Chris Stynes, R (1, 5) OBP: 0.389, SLG: 0.492	1-0 F9 1B 1B G6-3		3-1 S 1B		1-3 K		3-1 SH1-4			3 2 2 0 0 1 0									
Ken Griffey Jr., L (1, 8) OBP: 0.378, SLG: 0.543	0-0 G6-3 F9 1B 1-2 2-H		2-0 F8			2-2 G4-3		4-0 3B IBB		3 1 1 1 1 0 1									
Dante Bichette, R (1, 9) OBP: 0.358, SLG: 0.478 Scott Sullivan, R (9, 1) OBP: 0.200, SLG: 0.200	2-0 F9		4-0 1B BB		0-0 G3-6-3 1B		2-2 SF7 3B			3 1 2 3 1 0 2 0 0 0 0 0 0 0									
Sean Casey, L (1, 3) OBP: 0.375, SLG: 0.440	3-2 G6-3		1-0 1B		0-1 G3-6-3		4-0 IBB			3 0 1 2 1 0 2									
Benito Santiago, R (1, 2) OBP: 0.292, SLG: 0.353	2-3 3-H		1-3 2-H		1-0 G5-3		0-0 G6-4-3 1B		0-0 SF7	3 0 1 1 0 0 1									
Juan Castro, R (1, 6) OBP: 0.288, SLG: 0.379		0-0 B1-3		0-0 G6-3		1-0 G6-4-3		0-3 K		4 0 0 0 0 1 2									
Chris Sexton, R (1, 4) OBP: 0.167, SLG: 0.091		2-2 F8		2-2 G5-3		2-0 G6-3				3 0 0 0 0 0 0									
Steve Parris, R (1, 1) OBP: 0.116, SLG: 0.167 Dennys Reyes, R (7, 1) Alex Ochoa, R (8, PH) OBP: 0.361, SLG: 0.473 Michael Tucker, L (9, 9) OBP: 0.385, SLG: 0.552		2-1 G4-3		0-3 K			2-1 E6 SH1-4 BB 3B			2 0 0 0 0 1 0 0 0 0 0 0 0 0 1 1 0 0 0 0 0 0 0 0 0 0 0 0									
<b>Inning Stats</b>	R: 2 E: 0 K: 0 S: 9	H: 2 LOB: 1 BB: 1 P: 20	R: 0 E: 0 K: 0 S: 6	H: 0 LOB: 0 BB: 0 P: 10	R: 1 E: 0 K: 0 S: 6	H: 2 LOB: 2 BB: 1 P: 17	R: 0 E: 0 K: 0 S: 5	H: 0 LOB: 0 BB: 0 P: 8	R: 0 E: 0 K: 3 S: 11	H: 0 LOB: 0 BB: 0 P: 14		R: 0 E: 0 K: 0 S: 6	H: 1 LOB: 0 BB: 0 P: 8	R: 0 E: 0 K: 0 S: 3	H: 1 LOB: 0 BB: 0 P: 6	R: 4 E: 1 K: 1 S: 11	H: 1 LOB: 1 BB: 3 P: 30	1B: 6 2B: 0 3B: 1 HR: 0	SF: 1 SAC: 1 DP: 2 HBP: 0
<b>PITCHER</b>	IP WLS BF H R ER SO BB IBB HBP BLK WP HR S P ERA WHIP											<b>PITCHER</b>	IP WLS BF H R ER SO BB IBB HBP BLK WP HR S P ERA WHIP						
Jimmy Anderson, L (1, 1) ERA: 4.58	7.0 L 28 6 5 5 3 3 0 0 0 0 0 0 48 91 6.43 1.286																		
Josias Manzanillo, R (8, 1) ERA: 3.07	1.0 6 1 2 1 1 0 2 0 0 0 0 0 9 22 9.00 1.000																		



Batter	1	2	3	4	5	6	7	8	9	AB	R	H	RBI	BB	SO	LOB	TOP								
<b>Emil Brown, R</b> OBP: 0.328, SLG: 0.382 (1, 8)										3	2	0	0	2	2	0	<b>Pittsburgh Pirates @ Cincinnati Reds</b> Cinergy Field, Cincinnati, OH Sun Aug 20 2000, 1:15 PM EDT Att: 32,545 - Sunny - 74 F  <b>AB 33</b> <b>R 7</b> <b>H 8</b> <b>RBI 7</b> <b>BB 5</b> <b>SO 9</b> <b>LOB 14</b> 								
<b>18 Jason Kendall, R</b> OBP: 0.421, SLG: 0.468 (1, 2)										3	2	1	0	2	0	0									
<b>Brian Giles, L</b> OBP: 0.419, SLG: 0.618 (1, 7)										5	2	3	4	0	1	2									
<b>Kevin Young, R</b> OBP: 0.318, SLG: 0.447 (1, 3)										5	0	1	1	0	0	3									
<b>Enrique Wilson, S</b> OBP: 0.324, SLG: 0.407 (7, 1)										4	0	2	1	0	1	2									
<b>Marc Wilkins, R</b> OBP: 0.333, SLG: 0.333 (7, 1)										0	0	0	0	0	0	0									
<b>Scott Sauerbeck, R</b> (7, 1)										0	0	0	0	0	0	0									
<b>Mike Williams, R</b> (9, 1)										0	0	0	0	0	0	0									
<b>Warren Morris, L</b> OBP: 0.334, SLG: 0.329 (1, 4)										3	1	1	0	1	1	3									
<b>Alex Ramirez, R</b> OBP: 0.307, SLG: 0.467 (1, 9)										3	0	0	0	0	0	2									
<b>Pat Meares, R</b> OBP: 0.293, SLG: 0.381 (1, 6)										3	0	0	1	0	1	1									
<b>Jose Silva, R</b> OBP: 0.200, SLG: 0.130 (1, 1)										3	0	0	0	0	2	1									
<b>Jeff Wallace, L</b> (6, 1)										0	0	0	0	0	0	0									
<b>Mike Benjamin, R</b> OBP: 0.324, SLG: 0.424 (7, 5)										1	0	0	0	0	1	0									
<b>Inning Stats</b>	R: 1 E: 0 K: 1 S: 12	H: 3 LOB: 2 BB: 1 P: 19	R: 0 E: 0 K: 1 S: 12	H: 0 LOB: 0 BB: 0 P: 16	R: 1 E: 0 K: 2 S: 8	H: 1 LOB: 1 BB: 1 P: 17	R: 0 E: 0 K: 1 S: 9	H: 0 LOB: 1 BB: 1 P: 18	R: 3 E: 0 K: 0 S: 11	H: 2 LOB: 1 BB: 2 P: 24	R: 0 E: 0 K: 2 S: 9	H: 0 LOB: 0 BB: 0 P: 13	R: 0 E: 0 K: 1 S: 9	H: 0 LOB: 0 BB: 0 P: 13	R: 1 E: 0 K: 1 S: 9	H: 1 LOB: 0 BB: 0 P: 12	R: 1 E: 0 K: 0 S: 7	H: 1 LOB: 0 BB: 0 P: 10	1B: 4 2B: 3 3B: 0 HR: 1	SF: 1 SAC: 1 DP: 1 HBP: 0	WP: 0 PB: 1 SB: 0 CS: 0	PA: 40			
<b>PITCHER</b>	IP	WLS	BF	H	R	ER	SO	BB	IBB	HBP	BLK	WP	HR	S	P	ERA	WHIP								
<b>Elmer Dessens, R</b> ERA: 4.95 (1, 1)	4.1	L	23	6	5	5	5	5	0	0	0	0	0	48	86	10.38	2.538								
<b>Ron Villone, L</b> ERA: 5.88 (5, 1)	1.2		5	0	0	0	2	0	0	0	0	0	0	13	21	0.00	0.000								
<b>Mark Wohlers, R</b> ERA: 3.68 (7, 1)	3.0		12	2	2	2	2	0	0	0	0	0	1	25	35	6.00	0.667								

Batter	1	2	3	4	5	6	7	8	9	AB	R	H	RBI	BB	SO	LOB	BOTTOM								
<b>Chris Stynes, R</b> OBP: 0.391, SLG: 0.490 (1, 5)										3	0	1	0	1	1	1	<b>Pittsburgh Pirates @ Cincinnati Reds</b> Cinergy Field, Cincinnati, OH Sun Aug 20 2000, 1:15 PM EDT Att: 32,545 - Sunny - 74 F  <b>AB 34</b> <b>R 3</b> <b>H 9</b> <b>RBI 3</b> <b>BB 2</b> <b>SO 5</b> <b>LOB 12</b> 								
<b>Barry Larkin, R</b> OBP: 0.379, SLG: 0.479 (1, 6)										4	0	0	0	0	0	3									
<b>Ken Griffey Jr., L</b> OBP: 0.379, SLG: 0.544 (1, 8)										4	1	2	0	0	0	1									
<b>Dante Bichette, R</b> OBP: 0.357, SLG: 0.476 (1, 9)										4	1	1	0	0	0	1									
<b>Sean Casey, L</b> OBP: 0.377, SLG: 0.443 (1, 3)										4	1	2	1	0	1	0									
<b>Dmitri Young, S</b> OBP: 0.336, SLG: 0.478 (1, 7)										4	0	1	2	0	1	1									
<b>Benito Santiago, R</b> OBP: 0.286, SLG: 0.345 (1, 2)										4	0	0	0	0	0	2									
<b>Juan Castro, R</b> OBP: 0.294, SLG: 0.383 (1, 4)										4	0	2	0	0	1	0									
<b>Elmer Dessens, R</b> OBP: 0.259, SLG: 0.130 (1, 1)										1	0	0	0	1	0	1									
<b>Ron Villone, L</b> ERA: 5.12 (5, 1)	0.1	H	1	0	0	0	1	0	0	0	0	0	0	0	0	0									
<b>Michael Tucker, L</b> OBP: 0.383, SLG: 0.549 (6, PH)										1	0	0	0	0	1	2									
<b>Mark Wohlers, R</b> (7, 1)										0	0	0	0	0	0	0									
<b>Alex Ochoa, R</b> OBP: 0.358, SLG: 0.470 (9, PH)										1	0	0	0	0	0	0									
<b>Inning Stats</b>	R: 3 E: 0 K: 0 S: 21	H: 4 LOB: 1 BB: 1 P: 33	R: 0 E: 0 K: 0 S: 11	H: 0 LOB: 1 BB: 1 P: 18	R: 0 E: 0 K: 0 S: 6	H: 0 LOB: 0 BB: 0 P: 6	R: 0 E: 0 K: 0 S: 7	H: 1 LOB: 1 BB: 0 P: 10	R: 0 E: 0 K: 2 S: 12	H: 2 LOB: 2 BB: 0 P: 15	R: 0 E: 0 K: 0 S: 6	H: 1 LOB: 0 BB: 0 P: 8	R: 0 E: 0 K: 1 S: 6	H: 0 LOB: 0 BB: 0 P: 8	R: 0 E: 0 K: 1 S: 9	H: 0 LOB: 0 BB: 0 P: 13	R: 0 E: 0 K: 1 S: 9	H: 0 LOB: 0 BB: 0 P: 10	1B: 7 2B: 2 3B: 0 HR: 0	SF: 0 SAC: 0 DP: 2 HBP: 0	WP: 0 PB: 0 SB: 0 CS: 0	PA: 36			
<b>PITCHER</b>	IP	WLS	BF	H	R	ER	SO	BB	IBB	HBP	BLK	WP	HR	S	P	ERA	WHIP								
<b>Jose Silva, R</b> ERA: 4.84 (1, 1)	5.2	W	26	8	3	3	2	2	0	0	0	0	0	65	95	4.76	1.765								
<b>Jeff Wallace, L</b> ERA: 6.12 (6, 1)	0.1	H	1	0	0	0	1	0	0	0	0	0	0	3	4	0.00	0.000								
<b>Marc Wilkins, R</b> ERA: 5.59 (7, 1)	0.1	H	2	1	0	0	0	0	0	0	0	0	0	3	3	0.00	3.000								
<b>Scott Sauerbeck, L</b> ERA: 3.45 (7, 1)	1.2	H	4	0	0	0	1	0	0	0	0	0	0	9	13	0.00	0.000								
<b>Mike Williams, R</b> ERA: 3.23 (9, 1)	1.0		3	0	0	0	1	0	0	0	0	0	0	9	13	0.00	0.000								



Batter	1	2	3	4	5	6	7	8	9	AB	R	H	RBI	BB	SO	LOB	TOP					
<b>Bobby Abreu, L</b> OBP: 0.411, SLG: 0.540 (1, 9)	F7		G4-6-3			1B		BB		3	0	1	0	2	0	1	<b>Philadelphia Phillies @ Cincinnati Reds</b> Cinergy Field, Cincinnati, OH Mon Aug 21 2000, 7:35 PM EDT Att: 21,568 - Sunny - 79 F					
<b>Doug Glanville, R</b> OBP: 0.304, SLG: 0.374 (1, 8)	F9		WP		P6	SF7		F8		4	0	1	1	0	0	3						
<b>Scott Rolen, R</b> OBP: 0.364, SLG: 0.526 (1, 5)	F8		K			F8				5	0	2	0	0	1	3						
<b>Mike Lieberthal, R</b> OBP: 0.362, SLG: 0.496 (1, 2)		F3			G6-3	F7			G1-4-3	5	0	0	0	0	0	3						
<b>Travis Lee, L</b> OBP: 0.330, SLG: 0.383 (1, 3)		FC4-6			E	K			G6-3	5	2	2	0	0	1	2						
<b>Pat Burrell, R</b> OBP: 0.350, SLG: 0.471 (1, 7)		FC4-6			FC3-6				G6-3	3	1	2	0	1	0	0						
<b>Marton Anderson, L</b> OBP: 0.327, SLG: 0.417 (1, 4)		FC4-6			E4	F7		G1-3		4	0	0	0	0	0	5						
<b>Tomas Perez, S</b> OBP: 0.344, SLG: 0.441 (1, 6)					FC3-6			G6-3		4	1	3	3	0	0	2						
<b>Randy Wolf, L</b> OBP: 0.224, SLG: 0.250 (4, PH)					P4			G6-3		0	0	0	0	1	0	0						
<b>Rob Ducey, L</b> OBP: 0.339, SLG: 0.385 (4, PH)										1	0	0	0	0	0	2						
<b>Jason Boyd, R</b> OBP: 0.315, SLG: 0.445 (6, PH)										0	0	0	0	0	0	0						
<b>Brian Hunter, R</b> OBP: 0.305, SLG: 0.445 (6, PH)										0	0	0	0	0	0	0						
<b>Wayne Gomes, R</b> OBP: 0.296, SLG: 0.333 (6, PH)										1	0	0	0	0	0	1						
<b>23 Kevin Jordan, R</b> OBP: 0.265, SLG: 0.333 (6, PH)										0	0	0	0	0	0	0						
<b>Jeff Brantley, R</b> (6, PH)										0	0	0	0	0	0	0						
<b>Inning Stats</b>	R: 0 E: 0 K: 0 S: 5	H: 0 LOB: 0 BB: 0 P: 7	R: 1 E: 0 K: 0 S: 15	H: 3 LOB: 2 BB: 0 P: 21	R: 0 E: 1 K: 1 S: 8	H: 1 LOB: 1 BB: 1 P: 15	R: 1 E: 1 K: 0 S: 7	H: 1 LOB: 2 BB: 1 P: 14	R: 0 E: 0 K: 1 S: 11	H: 2 LOB: 2 BB: 0 P: 16	R: 2 E: 0 K: 0 S: 14	H: 2 LOB: 2 BB: 2 P: 25	R: 0 E: 0 K: 0 S: 9	H: 0 LOB: 0 BB: 0 P: 15	R: 0 E: 0 K: 0 S: 7	H: 1 LOB: 2 BB: 1 P: 11	R: 0 E: 0 K: 0 S: 7	H: 1 LOB: 0 BB: 0 P: 12	1B: 7 2B: 4 3B: 0 HR: 0	SF: 1 SAC: 0 DP: 2 HBP: 0	WP: 1 PB: 0 SB: 0 CS: 0	PA: 41
<b>PITCHER</b>	IP	WLS	BF	H	R	ER	SO	BB	IBB	HBP	BLK	WP	HR	S	P	ERA	WHIP					
<b>Pete Harnisch, R</b> ERA: 4.81 (1, 1)	5.1	W	28	9	4	3	2	4	0	0	0	1	0	56	93	5.06	2.438					
<b>Scott Sullivan, R</b> ERA: 3.4 (6, 1)	2.1	H	8	1	0	0	0	0	0	0	0	0	0	17	24	0.00	0.429					
<b>Dennys Reyes, L</b> ERA: 5.4 (8, 1)	0.0		1	0	0	0	0	1	0	0	0	0	0	2	6	∞	∞					
<b>Danny Graves, R</b> ERA: 2.45 (8, 1)	1.1	S	4	1	0	0	0	0	0	0	0	0	0	8	13	0.00	0.750					

AB 35  
R 4  
H 11  
RBI 4  
BB 5  
SO 2  
LOB 22



Batter	1	2	3	4	5	6	7	8	9	AB	R	H	RBI	BB	SO	LOB	BOTTOM				
<b>Chris Stynes, R</b> OBP: 0.399, SLG: 0.504 (1, 5)	F9		2B		S	G6-4-3		BB		5	2	4	1	0	0	1	<b>Philadelphia Phillies @ Cincinnati Reds</b> Cinergy Field, Cincinnati, OH Mon Aug 21 2000, 7:35 PM EDT Att: 21,568 - Sunny - 79 F				
<b>Barry Larkin, R</b> OBP: 0.379, SLG: 0.479 (1, 6)	F9		HR		K		G5-3	BB		4	1	1	1	1	1	2					
<b>Ken Griffey Jr., L</b> OBP: 0.381, SLG: 0.546 (1, 8)	G6-3		HR		HR	F9		F7		4	1	2	1	0	0	3					
<b>Dante Bichette, R</b> OBP: 0.356, SLG: 0.472 (1, 9)	G6-3		HR		E5		P6			3	1	0	0	1	0	2					
<b>Michael Tucker, L</b> OBP: 0.363, SLG: 0.549 (9, 9)	G6-3		HR		2B					0	0	0	0	0	0	0					
<b>Dmitri Young, S</b> OBP: 0.344, SLG: 0.492 (1, 3)										3	1	3	4	1	0	0					
<b>Alex Ochoa, R</b> OBP: 0.355, SLG: 0.459 (1, 7)	F8		F8			G6-4-3		F7		3	0	0	0	1	0	3					
<b>Juan Castro, R</b> OBP: 0.286, SLG: 0.371 (1, 4)	K		G6-3		G6-4-3			F9		4	0	0	0	0	1	4					
<b>Jason LaRue, R</b> OBP: 0.190, SLG: 0.282 (1, 2)	CS		F9		K		G5-3	G5-3		4	0	0	0	0	1	0					
<b>Pete Harnisch, S</b> OBP: 0.219, SLG: 0.375 (1, 1)					G5-3					2	1	1	0	0	0	0					
<b>Scott Sullivan, R</b> OBP: 0.333, SLG: 0.333 (6, 1)								BB		1	0	1	0	0	0	0					
<b>Dennys Reyes, R</b> (8, 1)										0	0	0	0	0	0	0					
<b>Sean Casey, L</b> OBP: 0.378, SLG: 0.445 (8, 3)										1	0	1	0	0	0	0					
<b>Danny Graves, R</b> OBP: 0.367, SLG: 2.000 (8, 1)										0	0	0	0	0	0	0					
<b>Inning Stats</b>	R: 1 E: 0 K: 0 S: 12	H: 2 LOB: 0 BB: 0 P: 18	R: 0 E: 0 K: 1 S: 8	H: 1 LOB: 0 BB: 0 P: 13	R: 6 E: 0 K: 0 S: 15	H: 4 LOB: 0 BB: 1 P: 29	R: 0 E: 0 K: 2 S: 12	H: 1 LOB: 1 BB: 0 P: 18	R: 0 E: 0 K: 0 S: 5	H: 1 LOB: 2 BB: 0 P: 8	R: 0 E: 0 K: 0 S: 7	H: 1 LOB: 2 BB: 1 P: 16	R: 0 E: 0 K: 0 S: 9	H: 2 LOB: 3 BB: 1 P: 20	1B: 6 2B: 6 3B: 0 HR: 1	SF: 0 SAC: 0 DP: 3 HBP: 1	WP: 0 PB: 0 SB: 1 CS: 1	PA: 40			
<b>PITCHER</b>	IP	WLS	BF	H	R	ER	SO	BB	IBB	HBP	BLK	WP	HR	S	P	ERA	WHIP				
<b>Randy Wolf, L</b> ERA: 4.52 (4, 1)	3.0	L	16	7	7	7	1	1	0	1	0	0	0	20	36	0.00	1.000				
<b>Jason Boyd, R</b> ERA: 6.17 (6, 1)	2.0		9	2	0	0	2	0	1	0	0	0	0	12	24	0.00	1.000				
<b>Wayne Gomes, R</b> ERA: 3.99 (8, 1)	2.0		8	2	0	0	0	0	1	0	0	0	0	9	20	0.00	3.000				





Batter	1	2	3	4	5	6	7	8	9	AB	R	H	RBI	BB	SO	LOB	TOP											
<b>Bobby Abreu, L</b> (1, 9) OBP: 0.411, SLG: 0.544	G4-3		HR		K				G6-4-3	4	1	1	2	1	1	2	<b>Philadelphia Phillies @ Cincinnati Reds</b> Cinergy Field, Cincinnati, OH Tue Aug 22 2000, 7:35 PM EDT Att: 22,470 - Cloudy - 79 F											
<b>Doug Glanville, R</b> (1, 8) OBP: 0.304, SLG: 0.376	F7		HR		F7					4	1	1	0	0	0	1												
<b>Scott Rolen, R</b> (1, 5) OBP: 0.367, SLG: 0.536	K		HR		E5					4	1	3	2	0	1	0												
<b>Mike Lieberthal, R</b> (1, 2) OBP: 0.359, SLG: 0.490			HR		F8				G5-4-3	4	0	0	0	0	1	2												
<b>Travis Lee, L</b> (1, 3) OBP: 0.329, SLG: 0.379	G3-1				F8				G3	3	0	0	0	1	0	0												
<b>Pat Burrell, R</b> (1, 7) OBP: 0.349, SLG: 0.468 <b>Kevin Seick, R</b> (9, PR) OBP: 0.298, SLG: 0.303	F8				K				G6-3	4	0	1	0	0	0	1												
<b>Marlon Anderson, L</b> (1, 4) OBP: 0.339, SLG: 0.423					F8				G6-3	0	1	0	0	0	0	0												
<b>Tomas Perez, S</b> (1, 6) OBP: 0.356, SLG: 0.443			HR		F8				SH5-4	4	0	2	0	0	0	1												
<b>Bruce Chen, L</b> (1, 1) OBP: 0.056, SLG: 0.056 <b>Brian Hunter, R</b> (7, PH) OBP: 0.313, SLG: 0.480 <b>Vicente Padilla, R</b> (7, 1) OBP: 1.000, SLG: 1.000 <b>23 Kevin Jordan, R</b> (9, PH) OBP: 0.263, SLG: 0.332 <b>Jeff Brantley, R</b> (9, 1)			HR		SH2-4				SH5-4	2	1	1	0	1	0	0												
<b>Inning Stats</b>	R: 0 E: 0 K: 1 S: 8	H: 0 LOB: 0 BB: 0 P: 11	R: 0 E: 0 K: 0 S: 4	H: 0 LOB: 0 BB: 0 P: 6	R: 4 E: 0 K: 1 S: 12	H: 4 LOB: 0 BB: 0 P: 19	R: 0 E: 0 K: 1 S: 6	H: 0 LOB: 2 BB: 2 P: 18	R: 0 E: 1 K: 1 S: 9	H: 1 LOB: 1 BB: 0 P: 13	R: 0 E: 0 K: 0 S: 10	H: 1 LOB: 0 BB: 0 P: 15	R: 0 E: 0 K: 1 S: 8	H: 0 LOB: 1 BB: 1 P: 17	R: 0 E: 0 K: 0 S: 8	H: 1 LOB: 0 BB: 0 P: 13		R: 1 E: 1 K: 0 S: 8	H: 2 LOB: 2 BB: 0 P: 13	1B: 6 2B: 1 3B: 0 HR: 2	SF: 0 SAC: 2 DP: 2 HBP: 0	WP: 0 PA: 38 PB: 0 SB: 1 CS: 1						
<b>PITCHER</b>	IP	WLS	BF	H	R	ER	SO	BB	IBB	HBP	BLK	WP	HR	S	P	ERA		WHIP										
<b>Rob Bell, R</b> (1, 1) ERA: 4.97	7.0		29	6	4	4	5	2	1	0	0	0	2	57	99	5.14		1.143										
<b>Larry Luebbers, R</b> (8, 1) ERA: 4.91	1.1	L	6	3	1	0	0	0	0	0	0	0	0	11	19	0.00		2.250										
<b>Danny Graves, R</b> (9, 1) ERA: 2.43	0.2		2	0	0	0	0	0	0	0	0	0	0	5	7	0.00		0.000										

Batter	1	2	3	4	5	6	7	8	9	AB	R	H	RBI	BB	SO	LOB	BOTTOM											
<b>Chris Stynes, R</b> (1, 5) OBP: 0.396, SLG: 0.500	G5-3		K						G4-3	4	0	1	0	0	1	0	<b>Philadelphia Phillies @ Cincinnati Reds</b> Cinergy Field, Cincinnati, OH Tue Aug 22 2000, 7:35 PM EDT Att: 22,470 - Cloudy - 79 F											
<b>Barry Larkin, R</b> (1, 6) OBP: 0.380, SLG: 0.478	G5-3								L6	3	0	1	0	1	0	0												
<b>Ken Griffey Jr., L</b> (1, 8) OBP: 0.382, SLG: 0.546	BB		HR		K				F2	4	1	2	0	0	1	2												
<b>Dante Bichette, R</b> (1, 9) OBP: 0.355, SLG: 0.469	HR		BB		G5-4-3				G6-4-3	3	1	0	0	1	0	3												
<b>Dmitri Young, S</b> (1, 3) OBP: 0.346, SLG: 0.494	HR		BB		G3				G5-3	2	1	1	0	1	0	0												
<b>Alex Ochoa, R</b> (1, 7) OBP: 0.355, SLG: 0.478 <b>Larry Luebbers, R</b> (8, 1)	HR		BB		G3				G5-3	3	1	1	4	0	0	1												
<b>Michael Tucker, L</b> (9, 7) OBP: 0.383, SLG: 0.549	HR				G3				G5-3	0	0	0	0	0	0	0												
<b>Benito Santiago, R</b> (1, 2) OBP: 0.281, SLG: 0.339	P4				FC8-2				F9	3	0	0	0	0	0	1												
<b>Juan Castro, R</b> (1, 4) OBP: 0.280, SLG: 0.363			G5-3						F8	3	0	0	0	0	0	0												
<b>Rob Bell, R</b> (1, 1) OBP: 0.097, SLG: 0.067 <b>Sean Casey, L</b> (8, 3) OBP: 0.377, SLG: 0.444 <b>Danny Graves, R</b> (9, 1) OBP: 0.667, SLG: 2.000			F8						K	2	0	0	0	0	0	0												
<b>Inning Stats</b>	R: 4 E: 0 K: 0 S: 18	H: 2 LOB: 0 BB: 2 P: 33	R: 0 E: 0 K: 1 S: 9	H: 0 LOB: 0 BB: 0 P: 16	R: 0 E: 0 K: 1 S: 9	H: 1 LOB: 0 BB: 0 P: 11	R: 0 E: 0 K: 0 S: 10	H: 1 LOB: 0 BB: 0 P: 13	R: 0 E: 0 K: 1 S: 5	H: 1 LOB: 1 BB: 0 P: 8	R: 0 E: 0 K: 0 S: 5	H: 0 LOB: 0 BB: 1 P: 10	R: 0 E: 0 K: 0 S: 6	H: 0 LOB: 0 BB: 0 P: 7	R: 0 E: 0 K: 0 S: 3	H: 0 LOB: 0 BB: 0 P: 6		R: 0 E: 0 K: 0 S: 13	H: 1 LOB: 0 BB: 0 P: 18	1B: 4 2B: 3 3B: 0 HR: 1	SF: 0 SAC: 0 DP: 4 HBP: 0	WP: 0 PA: 31 PB: 0 SB: 0 CS: 0						
<b>PITCHER</b>	IP	WLS	BF	H	R	ER	SO	BB	IBB	HBP	BLK	WP	HR	S	P	ERA		WHIP										
<b>Bruce Chen, L</b> (1, 1) ERA: 3.54	6.0		22	5	4	4	3	3	0	0	0	0	1	56	91	6.00		1.333										
<b>Vicente Padilla, R</b> (7, 1) ERA: 3.08	2.0	W	6	0	0	0	0	0	0	0	0	0	0	9	13	0.00		0.000										
<b>Jeff Brantley, R</b> (9, 1) ERA: 5.72	1.0	S	3	1	0	0	0	0	0	0	0	0	0	13	18	0.00		1.000										



Batter	1	2	3	4	5	6	7	8	9	AB	R	H	RBI	BB	SO	LOB	TOP								
<b>Bobby Abreu, L</b> (1, 9) OBP: 0.409, SLG: 0.539	4-2 BB		1-2 G3-1		2-0 F5		0-2 FC4-6		0-1 F8	4	0	0	0	1	0	1	<b>Philadelphia Phillies @ Cincinnati Reds</b> Cinergy Field, Cincinnati, OH Wed Aug 23 2000, 7:35 PM EDT Att: 20,255 - Cloudy - 75 F								
<b>Doug Glavinville, R</b> (1, 8) OBP: 0.303, SLG: 0.374	1-3 K		1-2 G6-3		1-1 1B		2-3 K		1-0 P6	5	0	1	0	0	2	2									
<b>Scott Rolen, R</b> (1, 5) OBP: 0.365, SLG: 0.531	1-3 K		2-3 K		0-0 F7			3-2 F7	4-2 BB	4	0	0	0	1	2	2									
<b>Mike Lieberthal, R</b> (1, 2) OBP: 0.359, SLG: 0.496	1-2 F3			1-1 2B G3 HBP		0-1 F7		1-1 HR	1-1 F7	4	2	1	1	0	0	3									
<b>Travis Lee, L</b> (1, 3) OBP: 0.334, SLG: 0.385		4-2 FC6-4 BB		1-1 G3 2B		0-0 G4-3		3-2 BB 1B		3	1	2	0	1	0	0									
<b>Rob Ducey, L</b> (1, 7) OBP: 0.314, SLG: 0.379		1-0 FC6-4 1B		4-0 G3 BB		3-2 F8		4-1 1B FC6-4 BB		2	1	0	0	2	0	1									
<b>Marlon Anderson, L</b> (1, 4) OBP: 0.350, SLG: 0.429		0-0 1B		1-3 K		3-3 K		0-1 FC6-4 1B		4	0	2	1	0	2	3									
<b>Tomas Perez, S</b> (1, 6) OBP: 0.338, SLG: 0.415		0-3 K		0-1 G3		1-2 F8		1-0 FC6-4 23 FC6-4		4	0	0	2	0	1	5									
<b>Robert Person, R</b> (1, 1) OBP: 0.163, SLG: 0.175		1-3 K		0-2 F9		1-0 FC4-6 1B		1-0 FC6-4		3	0	1	0	0	1	4									
<b>Chris Brock, R</b> (7, 1) OBP: 0.222, SLG: 0.667										0	0	0	0	0	0	0									
<b>23 Kevin Jordan, R</b> (6, PH) OBP: 0.262, SLG: 0.331										1	0	0	0	0	0	1									
<b>Ed Vosberg, L</b> (8, 1) OBP: 1.000, SLG: 1.000										0	0	0	0	0	0	0									
<b>Inning Stats</b>	R: 0 E: 0 K: 2 S: 11	H: 0 LOB: 1 BB: 1 P: 18	R: 0 E: 0 K: 2 S: 12	H: 1 LOB: 2 BB: 1 P: 18	R: 0 E: 0 K: 1 S: 10	H: 0 LOB: 0 BB: 0 P: 14	R: 1 E: 0 K: 1 S: 11	H: 1 LOB: 2 BB: 1 P: 18	R: 0 E: 0 K: 0 S: 6	H: 0 LOB: 0 BB: 0 P: 9	R: 0 E: 0 K: 1 S: 8	H: 1 LOB: 1 BB: 0 P: 14	R: 0 E: 0 K: 1 S: 12	H: 1 LOB: 1 BB: 0 P: 15	R: 3 E: 0 K: 0 S: 15	H: 3 LOB: 1 BB: 1 P: 28	R: 0 E: 0 K: 0 S: 7	H: 0 LOB: 1 BB: 1 P: 13	1B: 5 2B: 1 3B: 0 HR: 1	SF: 0 SAC: 0 DP: 0 HBP: 1	WP: 0 PB: 0 SB: 1 CS: 0	PA: 40			
<b>PITCHER</b>	IP	WLS	BF	H	R	ER	SO	BB	IBB	HBP	BLK	WP	HR	S	P	ERA	WHIP								
<b>Scott Williamson, R</b> (1, 1) ERA: 3.16	7.0		29	4	1	1	8	3	0	1	0	0	0	70	106	1.29	1.000								
<b>Scott Sullivan, R</b> (8, 1) ERA: 3.61	0.1	H	3	2	2	2	0	0	0	0	0	0	1	10	17	54.00	6.000								
<b>Danny Graves, R</b> (8, 1) ERA: 2.5	1.2	L	8	1	1	1	0	2	0	0	0	0	0	12	24	5.40	1.800								

Batter	1	2	3	4	5	6	7	8	9	AB	R	H	RBI	BB	SO	LOB	BOTTOM								
<b>Chris Stynes, R</b> (1, 5) OBP: 0.398, SLG: 0.500	1-0 1B		1-1 E 1-2 1B			0-0 F8	1-2 G5-3			4	0	2	0	0	0	2	<b>Philadelphia Phillies @ Cincinnati Reds</b> Cinergy Field, Cincinnati, OH Wed Aug 23 2000, 7:35 PM EDT Att: 20,255 - Cloudy - 75 F								
<b>Juan Castro, R</b> (1, 6) OBP: 0.272, SLG: 0.353	2-2 G5-4-3		1-0 E6			2-2 G5-3		0-1 G5-3		4	0	0	0	0	0	2									
<b>Ken Griffey Jr., L</b> (1, 8) OBP: 0.379, SLG: 0.541	2-2 G3-1		2-2 F8			1-3 K		1-2 G6-3		4	0	0	0	0	1	2									
<b>Dante Bichette, R</b> (1, 9) OBP: 0.354, SLG: 0.467		1-3 K		2-2 FC3-6 1B		2-2 L5		2-3 K		4	0	1	0	0	2	0									
<b>Sean Casey, L</b> (1, 3) OBP: 0.376, SLG: 0.440		3-1 F8		1-1 FC3-6 G4-6-3		3-2 F7		4-2 SH3-4 BB		3	0	0	0	1	0	1									
<b>Brian Hunter, R</b> (9, PR) OBP: 0.345, SLG: 0.312				1-2 F7		1-1 G4-6-3		1-2 WP 1B 2B		0	0	0	0	0	0	0									
<b>Dmitri Young, S</b> (1, 7) OBP: 0.346, SLG: 0.495		1-2 F7		1-1 G4-6-3		1-2 WP 1B 2B		0-0 SH3-4		3	1	1	0	0	0	1									
<b>Chris Sexton, R</b> (1, 4) OBP: 0.182, SLG: 0.077			2-1 F8		1-3 K		4-1 BB 1B BB		0-0 G5-3	2	0	0	0	0	1	0									
<b>Barry Larkin, R</b> (7, PH) OBP: 0.381, SLG: 0.476							2-3 BB 1B BB			1	1	0	0	1	0	2									
<b>Jason LaRue, R</b> (1, 2) OBP: 0.182, SLG: 0.268			2-3 K		3-2 L7		4-1 1B BB		2-3 K	2	0	0	0	0	1	0									
<b>Michael Tucker, L</b> (7, PH) OBP: 0.396, SLG: 0.549										0	0	0	0	1	0	0									
<b>Scott Sullivan, R</b> (8, 1) OBP: 0.333, SLG: 0.333										0	0	0	0	0	0	0									
<b>Danny Graves, R</b> (8, 1) OBP: 0.897, SLG: 2.000										0	0	0	0	0	0	0									
<b>Alex Ochoa, R</b> (9, PH) OBP: 0.353, SLG: 0.475										1	0	0	0	0	1	2									
<b>Scott Williamson, R</b> (1, 1) OBP: 0.176, SLG: 0.067			4-1 K		2-3 K		3-1 K			1	1	0	0	1	1	0									
<b>Bento Santiago, R</b> (7, PH) OBP: 0.255, SLG: 0.343				1B E BB			1-3 2-4 3-H			1	0	1	2	0	0	0									
<b>Inning Stats</b>	R: 0 E: 0 K: 0 S: 7	H: 1 LOB: 0 BB: 0 P: 12	R: 0 E: 0 K: 1 S: 8	H: 0 LOB: 0 BB: 0 P: 13	R: 1 E: 1 K: 1 S: 12	H: 1 LOB: 2 BB: 1 P: 24	R: 0 E: 0 K: 0 S: 9	H: 1 LOB: 0 BB: 0 P: 13	R: 0 E: 0 K: 2 S: 10	H: 0 LOB: 0 BB: 0 P: 16	R: 0 E: 0 K: 1 S: 7	H: 0 LOB: 0 BB: 0 P: 10	R: 2 E: 0 K: 0 S: 16	H: 2 LOB: 2 BB: 2 P: 34	R: 0 E: 0 K: 1 S: 8	H: 0 LOB: 0 BB: 0 P: 11	R: 0 E: 0 K: 1 S: 8	H: 0 LOB: 2 BB: 1 P: 14	1B: 4 2B: 1 3B: 0 HR: 0	SF: 0 SAC: 1 DP: 2 HBP: 0	WP: 1 PB: 0 SB: 0 CS: 0	PA: 35			
<b>PITCHER</b>	IP	WLS	BF	H	R	ER	SO	BB	IBB	HBP	BLK	WP	HR	S	P	ERA	WHIP								
<b>Robert Person, R</b> (1, 1) ERA: 3.29	6.2		27	5	3	2	5	3	0	0	0	0	0	66	118	2.70	1.200								
<b>Chris Brock, R</b> (7, 1) ERA: 4.46	0.1	W	1	0	0	0	0	0	0	0	0	0	0	3	4	0.00	0.000								
<b>Ed Vosberg, L</b> (8, 1) ERA: 2.6	1.1	H	5	0	0	0	1	1	0	0	0	0	0	11	18	0.00	0.750								
<b>Vicente Padilla, R</b> (9, 1) ERA: 3.04	0.2	S	2	0	0	0	1	0	0	0	0	0	0	5	7	0.00	0.000								

AB	34
R	4
H	7
RBI	4
BB	5
SO	8
LOB	22






Batter	1	2	3	4	5	6	7	8	9	AB	R	H	RBI	BB	SO	LOB	TOP										
<b>Bobby Abreu, L</b> (1, 9) OBP: 0.412, SLG: 0.544	F8																5 0 4 0 0 0 0										
<b>Doug Glanville, R</b> (1, 8) OBP: 0.304, SLG: 0.376	2B	G6-3		K													5 1 2 0 0 1 3										
<b>Scott Rolen, R</b> (1, 5) OBP: 0.366, SLG: 0.530	2B																4 1 1 1 1 2 3										
<b>Travis Lee, L</b> (1, 3) OBP: 0.332, SLG: 0.386	FC3-6																5 0 1 1 0 1 4										
<b>Pat Burrell, R</b> (1, 7) OBP: 0.354, SLG: 0.470	FC3-6																3 1 2 0 1 0 0										
<b>Marlon Anderson, L</b> (1, 4) OBP: 0.344, SLG: 0.407	FC3-6																3 0 0 0 1 0 4										
<b>Alex Arias, R</b> (1, 6) OBP: 0.299, SLG: 0.287	FC6-4																3 0 0 0 1 0 4										
<b>Tom Prince, R</b> (1, 2) OBP: 0.284, SLG: 0.298		G6-3															4 0 0 0 0 1 2										
<b>Omar Daal, L</b> (1, 1) OBP: 0.282, SLG: 0.351																	2 0 1 0 0 1 0										
<b>Kevin Seick, R</b> (7, PH) OBP: 0.295, SLG: 0.300																	1 0 0 0 0 0 0										
<b>Wayne Gomes, R</b> (7, 1)																	0 0 0 0 0 0 0										
<b>Rob Ducey, L</b> (8, PH) OBP: 0.312, SLG: 0.376																	1 0 0 0 0 0 1										
<b>Jason Boyd, R</b> (8, 1)																	0 0 0 0 0 0 0										
<b>Inning Stats</b>	R: 2 E: 0 K: 0 S: 17	H: 3 LOB: 2 BB: 1 P: 28	R: 0 E: 0 K: 1 S: 9	H: 1 LOB: 1 BB: 0 P: 15	R: 0 E: 0 K: 0 S: 10	H: 1 LOB: 2 BB: 1 P: 18	R: 0 E: 0 K: 2 S: 10	H: 2 LOB: 1 BB: 0 P: 13	R: 0 E: 0 K: 1 S: 9	H: 0 LOB: 0 BB: 0 P: 14	R: 0 E: 0 K: 0 S: 8	H: 0 LOB: 0 BB: 0 P: 13	R: 0 E: 0 K: 2 S: 11	H: 2 LOB: 2 BB: 0 P: 18	R: 1 E: 0 K: 0 S: 13	H: 1 LOB: 1 BB: 2 P: 24	R: 0 E: 0 K: 0 S: 12	H: 1 LOB: 1 BB: 0 P: 19	1B: 7 2B: 4 3B: 0 HR: 0	SF: 0 SAC: 0 DP: 1 HBP: 0	WP: 0 PB: 0 SB: 1 CS: 0	PA: 40					
<b>PITCHER</b>	IP	WLS	BF	H	R	ER	SO	BB	IBB	HBP	BLK	WP	HR	S	P	ERA	WHIP										
<b>Steve Parris, R</b> (1, 1) ERA: 4.69	6.2	W	30	9	2	2	5	2	0	0	0	0	0	71	115	2.70	1.650										
<b>Dennys Reyes, L</b> (7, 1) ERA: 5.6	0.1	H	4	1	1	1	1	2	0	0	0	0	0	10	19	27.00	9.000										
<b>Larry Luebbers, R</b> (8, 1) ERA: 4.6	1.0	H	2	0	0	0	0	0	0	0	0	0	0	6	9	0.00	0.000										
<b>Mark Wohlers, R</b> (9, 1) ERA: 3.45	1.0		4	1	0	0	0	0	0	0	0	0	0	12	19	0.00	1.000										

**Philadelphia Phillies @ Cincinnati Reds**  
Cinergy Field, Cincinnati, OH  
Thu Aug 24 2000, 12:35 PM EDT  
Att: 25,745 - Cloudy - 78 F

livebaseballscorecards.com

AB 36  
R 3  
H 11  
RBI 2  
BB 4  
SO 6  
LOB 21




Batter	1	2	3	4	5	6	7	8	9	AB	R	H	RBI	BB	SO	LOB	BOTTOM										
<b>Brian Hunter, R</b> (1, 8) OBP: 0.346, SLG: 0.311	G4-3																4 1 1 0 1 0 4										
<b>Barry Larkin, R</b> (1, 6) OBP: 0.383, SLG: 0.479	G5-3																4 2 2 1 1 0 2										
<b>Sean Casey, L</b> (1, 3) OBP: 0.376, SLG: 0.449	K																4 1 2 4 0 1 2										
<b>Dante Bichette, R</b> (1, 9) OBP: 0.358, SLG: 0.467																	2 0 1 0 2 0 2										
<b>Michael Tucker, L</b> (7, PR) OBP: 0.395, SLG: 0.546																	1 1 0 0 0 0 0										
<b>Dmitri Young, S</b> (1, 7) OBP: 0.347, SLG: 0.496																	5 1 2 2 0 0 2										
<b>Mark Wohlers, R</b> (9, 1) ERA: 3.45																	0 0 0 0 0 0 0										
<b>Chris Stynes, R</b> (1, 5) OBP: 0.394, SLG: 0.492																	4 0 0 0 1 1 4										
<b>Juan Castro, R</b> (1, 4) OBP: 0.278, SLG: 0.364																	4 1 2 1 0 0 4										
<b>Benito Santiago, R</b> (1, 2) OBP: 0.289, SLG: 0.343																	3 1 1 0 1 1 2										
<b>Steve Parris, R</b> (1, 1) OBP: 0.111, SLG: 0.159																	2 0 0 0 0 0 2										
<b>Dennys Reyes, R</b> (7, 1) ERA: 4.07																	0 0 0 0 1 0 0										
<b>Larry Luebbers, R</b> (8, 1) ERA: 4.6																	0 0 0 0 0 0 0										
<b>Alex Ochoa, R</b> (9, 7) OBP: 0.353, SLG: 0.475																	0 0 0 0 0 0 0										
<b>Inning Stats</b>	R: 0 E: 0 K: 1 S: 8	H: 0 LOB: 0 BB: 0 P: 11	R: 0 E: 0 K: 0 S: 6	H: 1 LOB: 0 BB: 0 P: 9	R: 2 E: 1 K: 0 S: 12	H: 2 LOB: 1 BB: 1 P: 22	R: 1 E: 0 K: 1 S: 8	H: 2 LOB: 1 BB: 0 P: 12	R: 2 E: 0 K: 0 S: 9	H: 2 LOB: 2 BB: 2 P: 23	R: 0 E: 0 K: 0 S: 12	H: 1 LOB: 1 BB: 1 P: 22	R: 1 E: 0 K: 0 S: 9	H: 1 LOB: 3 BB: 3 P: 26	R: 2 E: 0 K: 1 S: 13	H: 2 LOB: 0 BB: 0 P: 21	1B: 7 2B: 3 3B: 0 HR: 1	SF: 1 SAC: 1 DP: 1 HBP: 0	WP: 0 PB: 0 SB: 1 CS: 0	PA: 42							
<b>PITCHER</b>	IP	WLS	BF	H	R	ER	SO	BB	IBB	HBP	BLK	WP	HR	S	P	ERA	WHIP										
<b>Omar Daal, L</b> (1, 1) ERA: 7.06	6.0	L	30	8	5	3	2	4	0	0	0	0	0	55	99	4.50	2.000										
<b>Wayne Gomes, R</b> (7, 1) ERA: 4.07	1.0		7	1	1	1	0	2	1	0	0	0	0	9	26	9.00	3.000										
<b>Jason Boyd, R</b> (8, 1) ERA: 6.66	1.0		5	2	2	2	1	0	0	0	0	0	1	13	21	18.00	2.000										

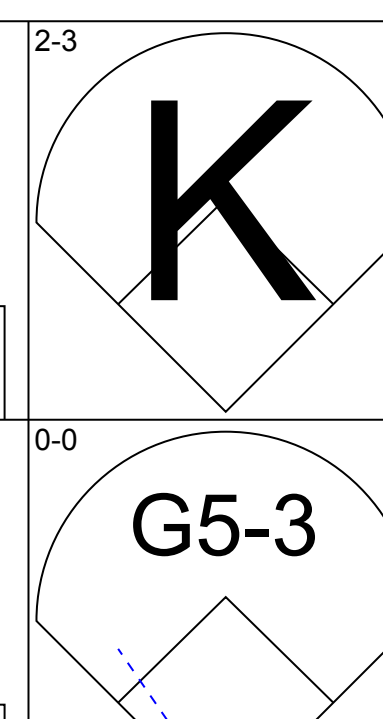
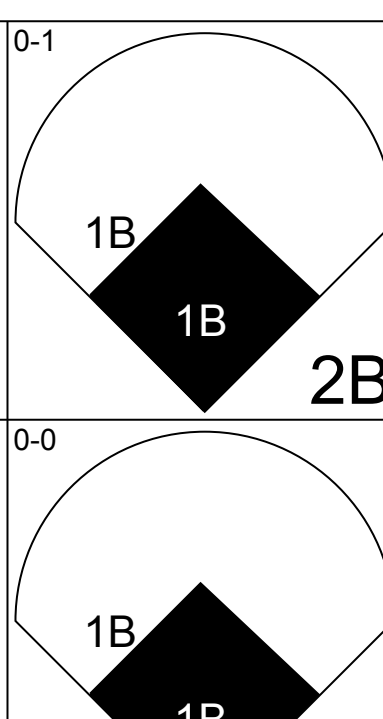
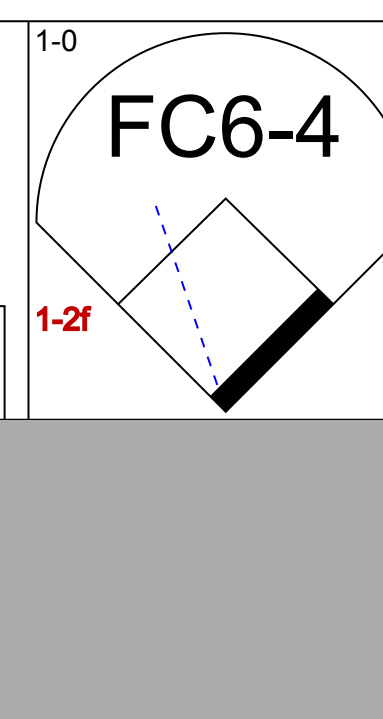
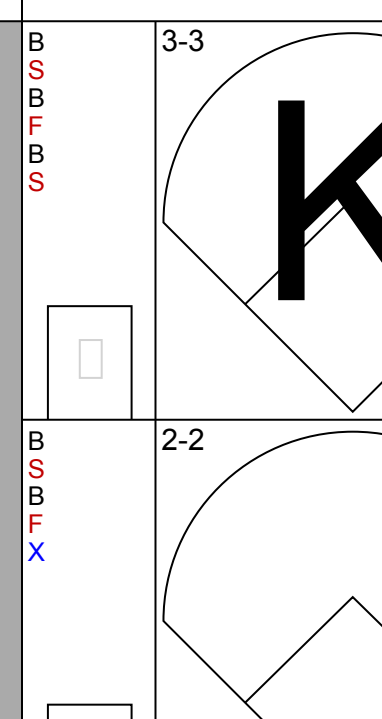
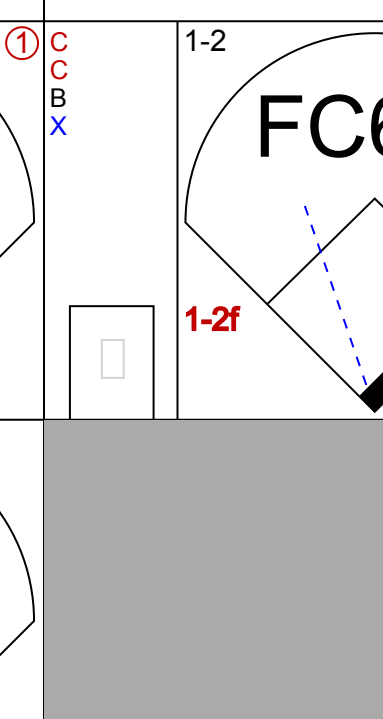
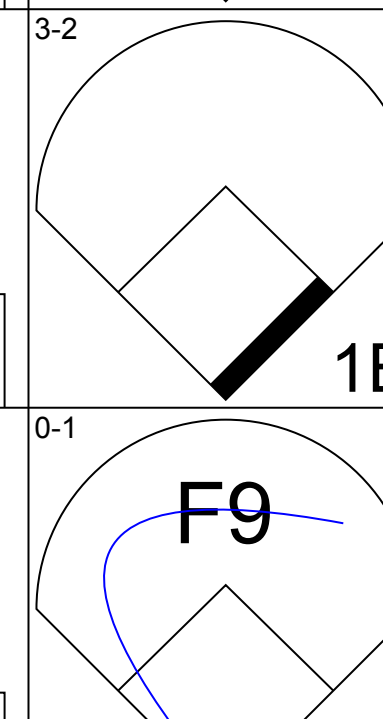
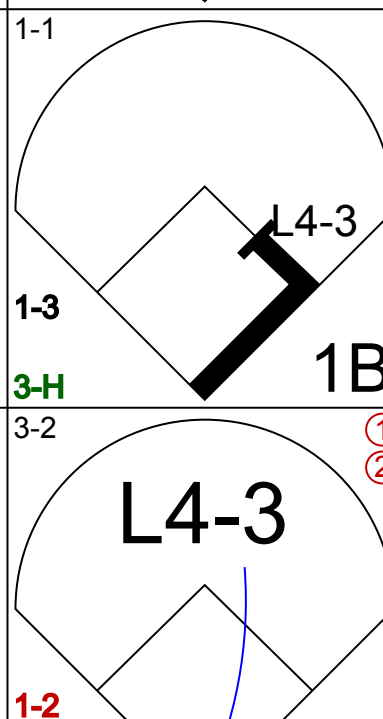
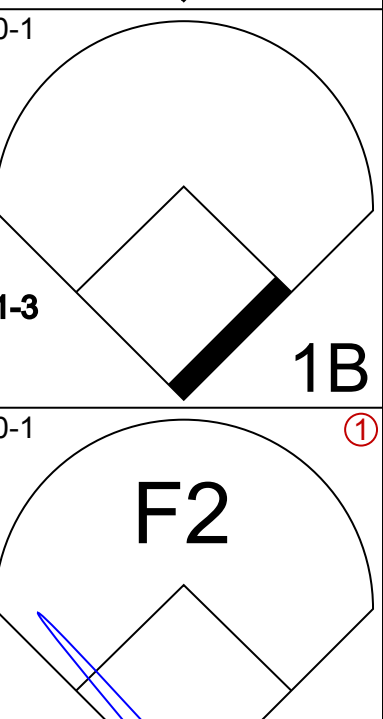
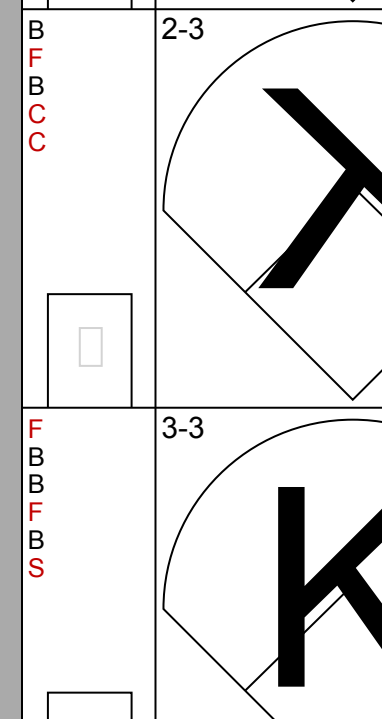
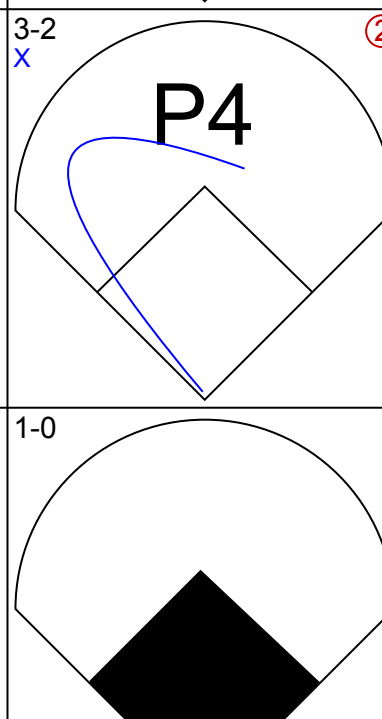

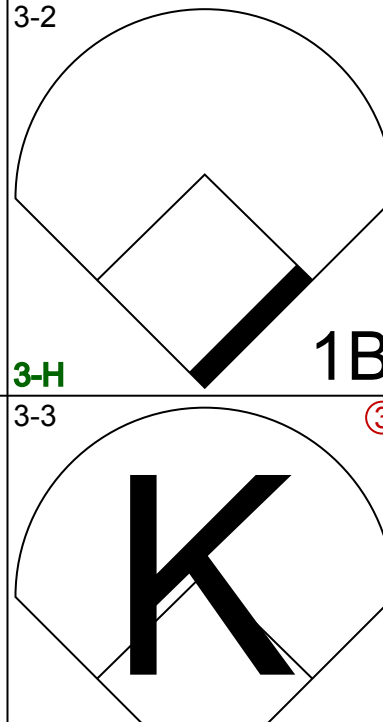

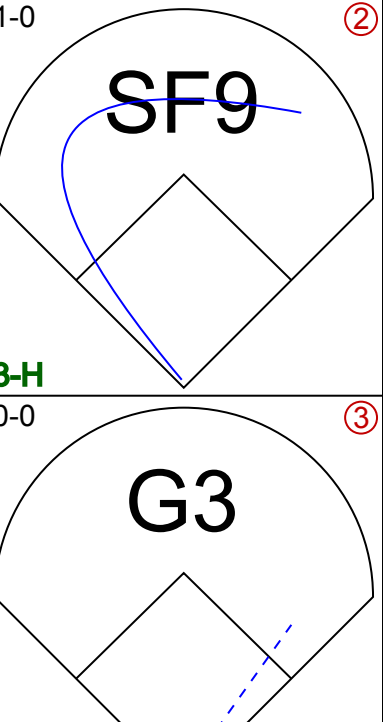




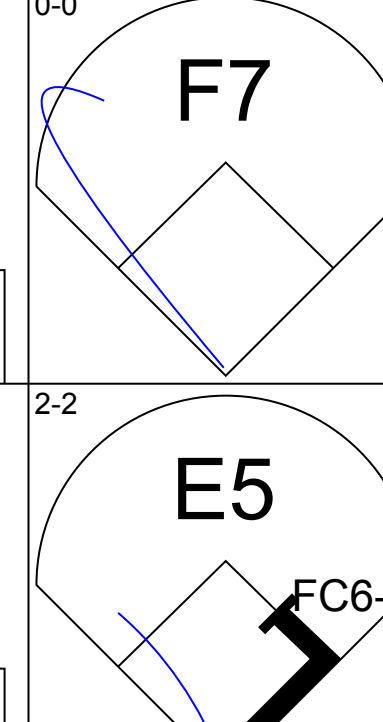



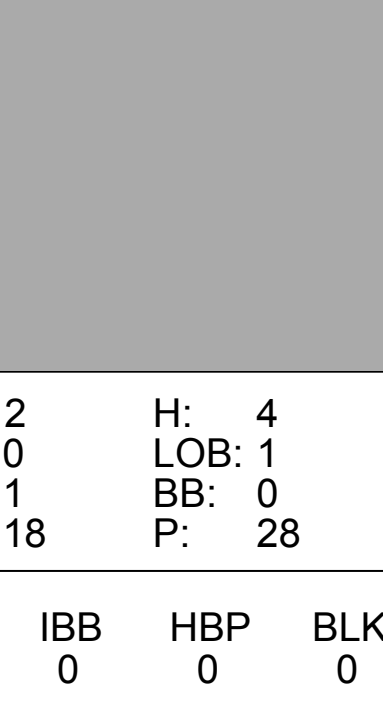

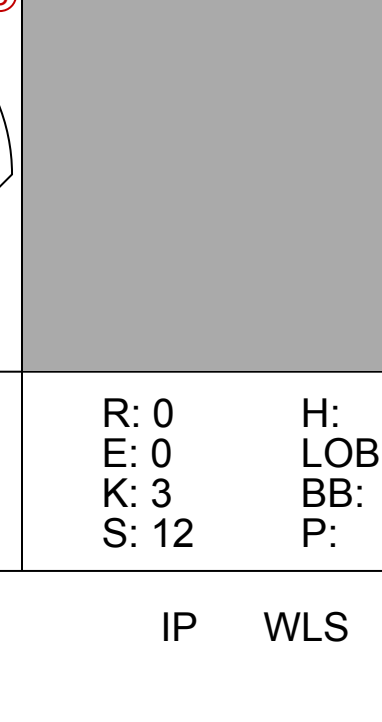

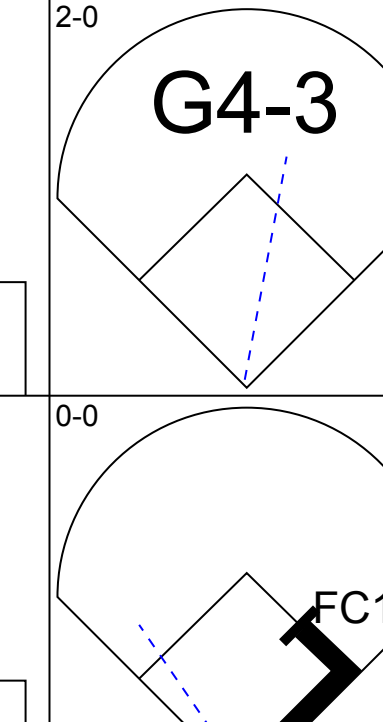
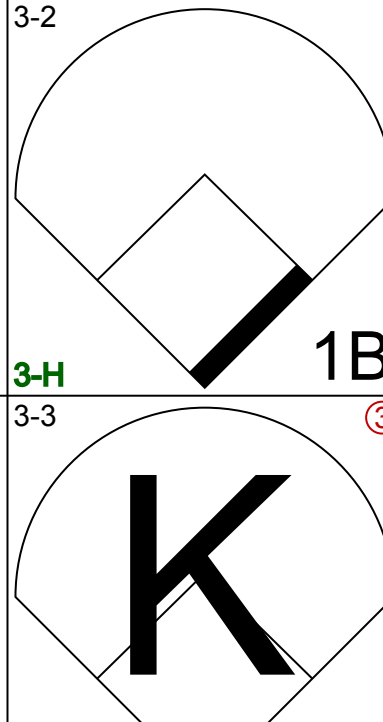
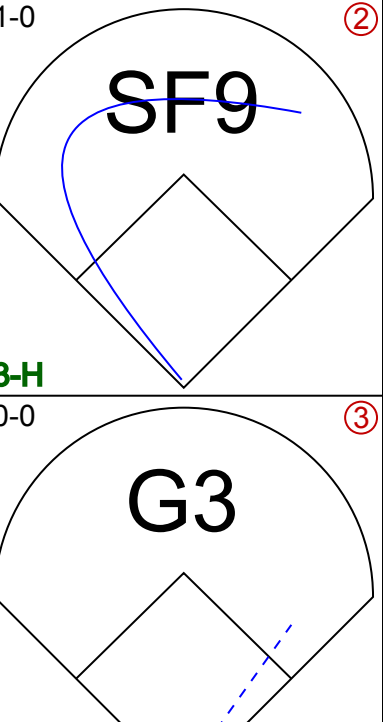
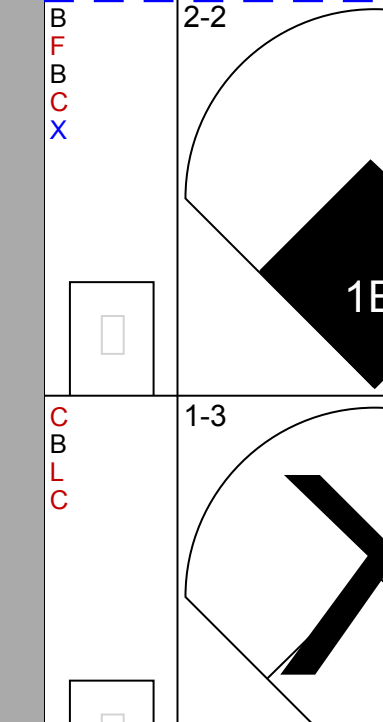

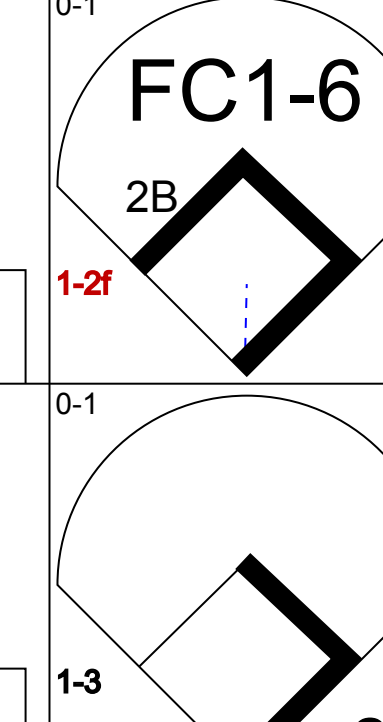


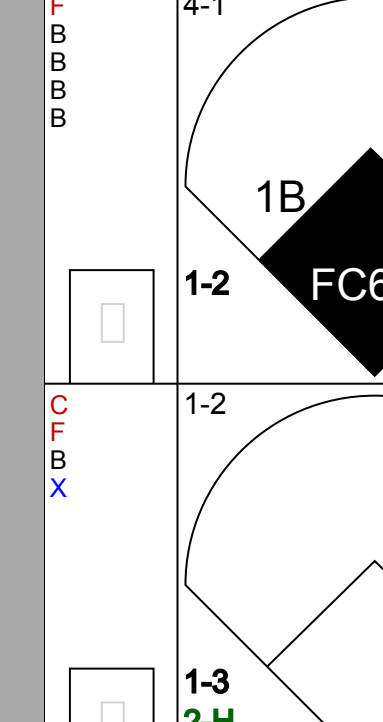
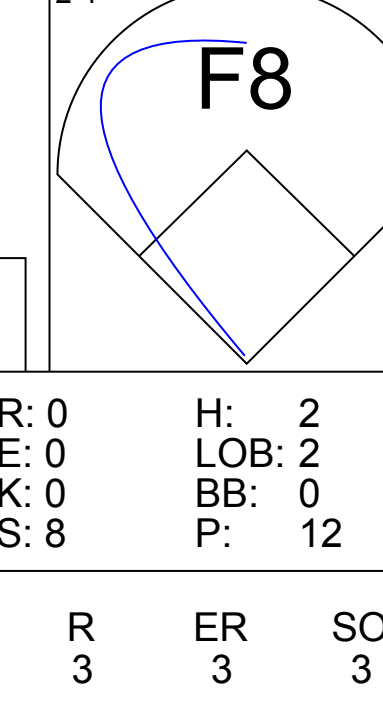
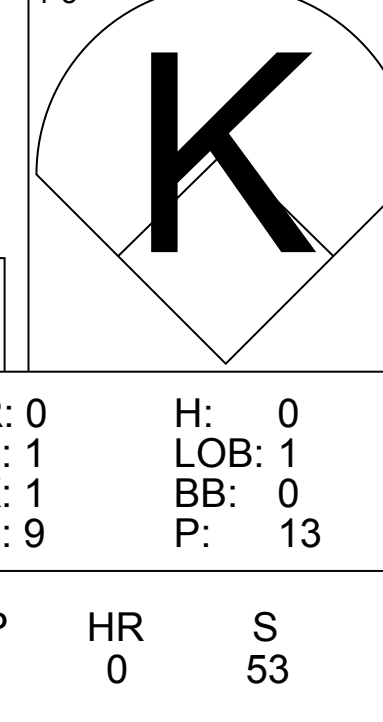
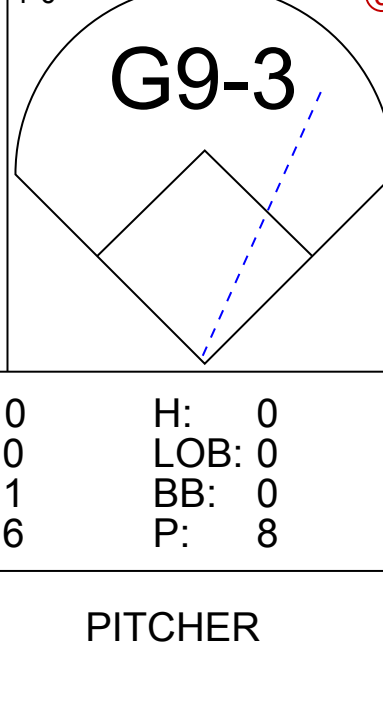
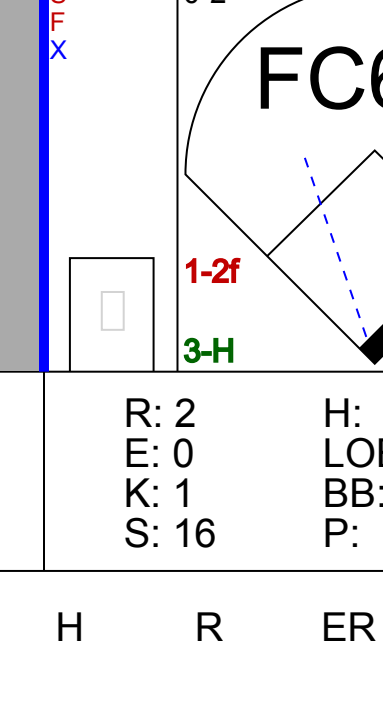
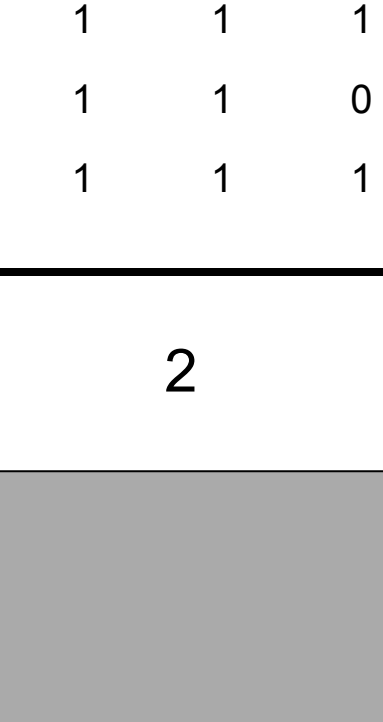
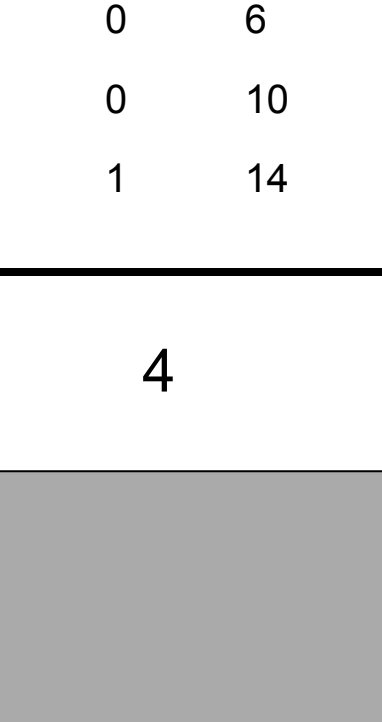
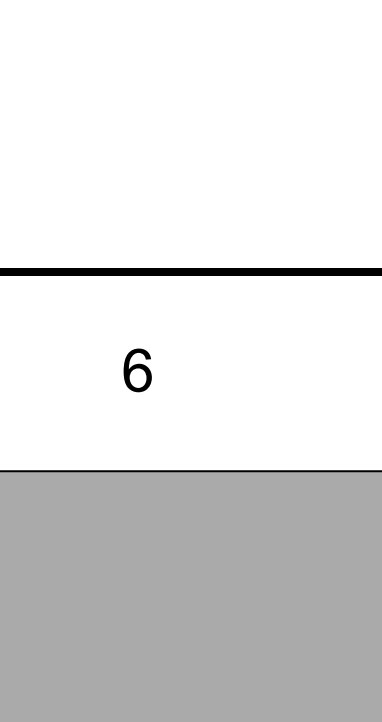
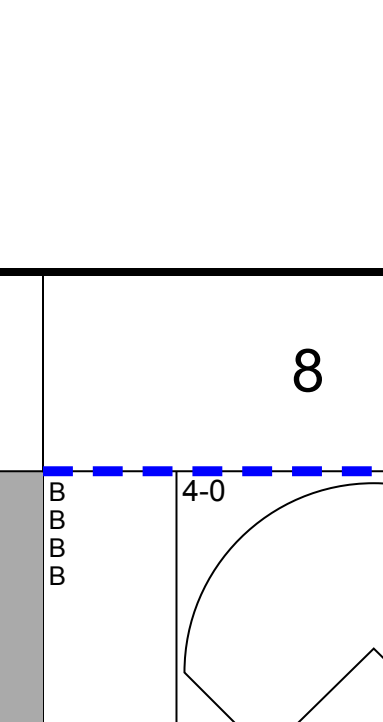

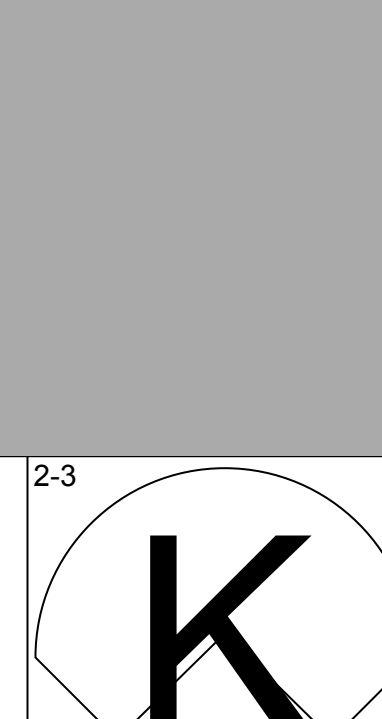
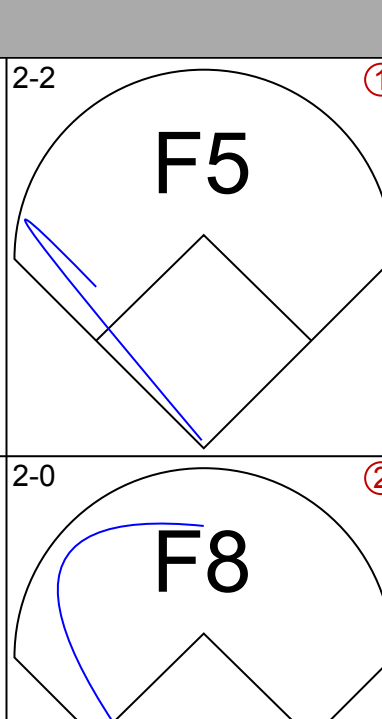
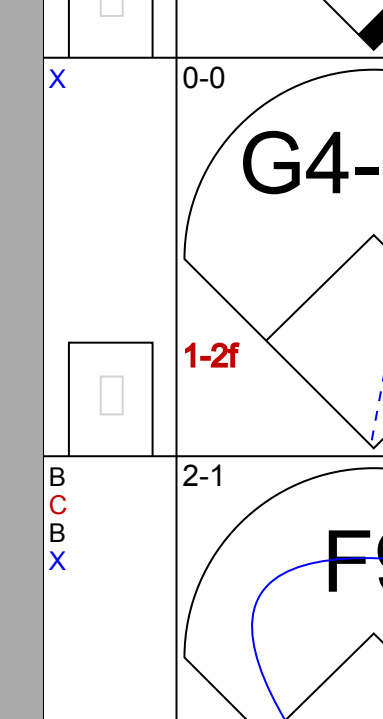
**Philadelphia Phillies @ Cincinnati Reds**  
Cinergy Field, Cincinnati, OH  
Thu Aug 24 2000, 12:35 PM EDT  
Att: 25,745 - Cloudy - 78 F

livebaseballscorecards.com

AB 33  
R 8  
H 11  
RBI 8  
BB 7  
SO 3  
LOB 24

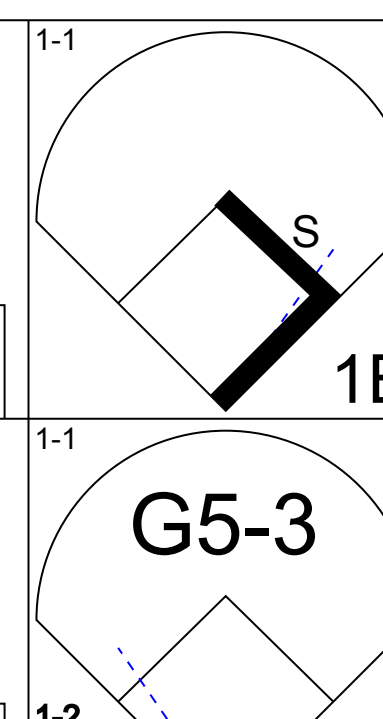
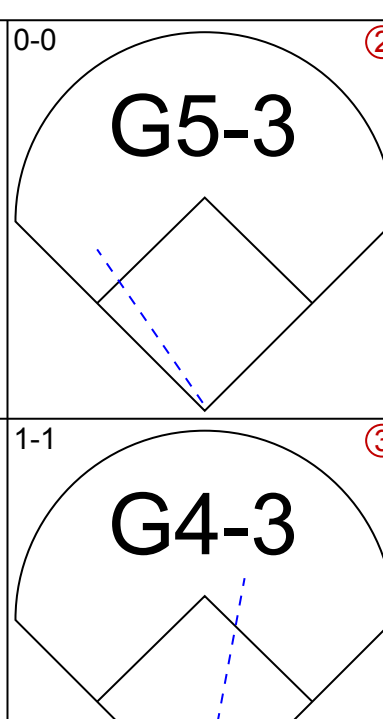
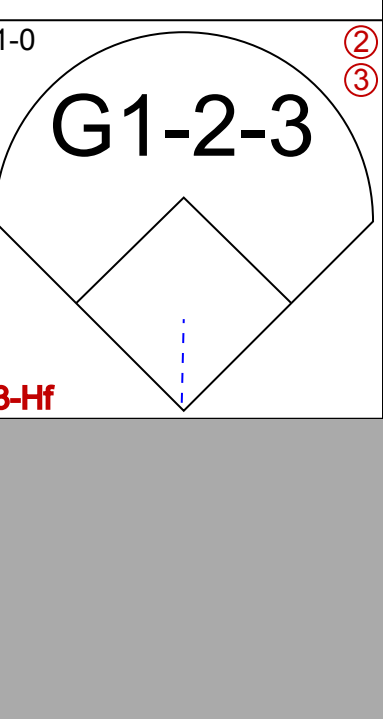
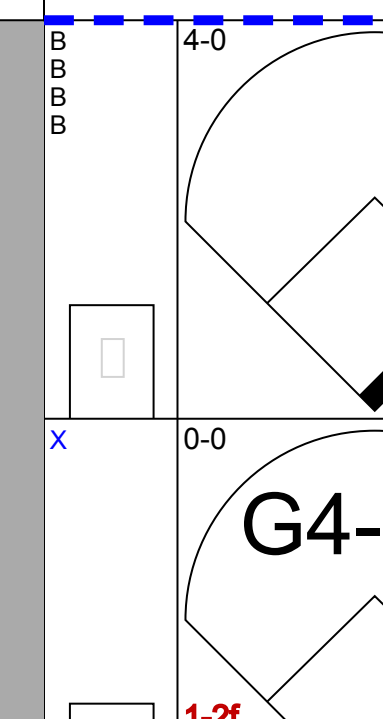
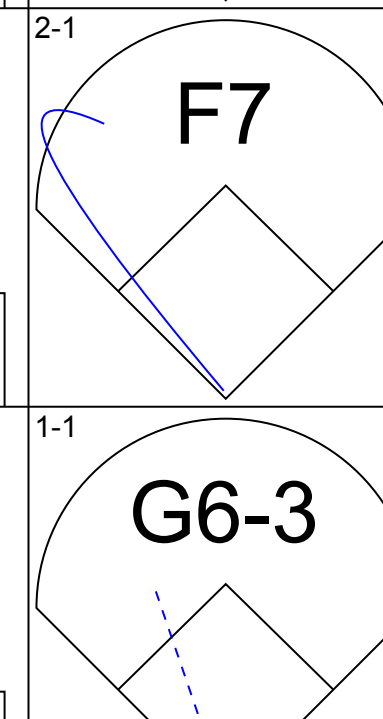

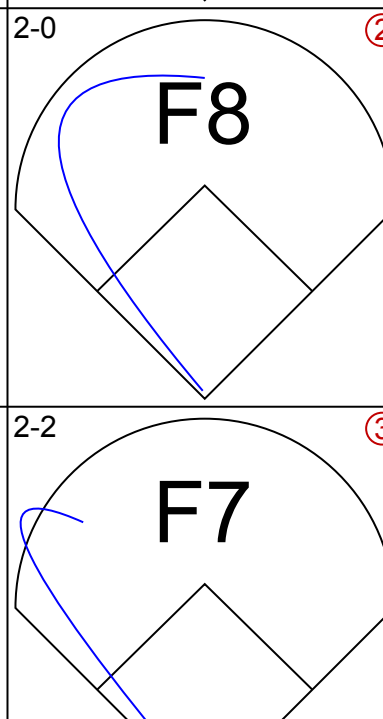
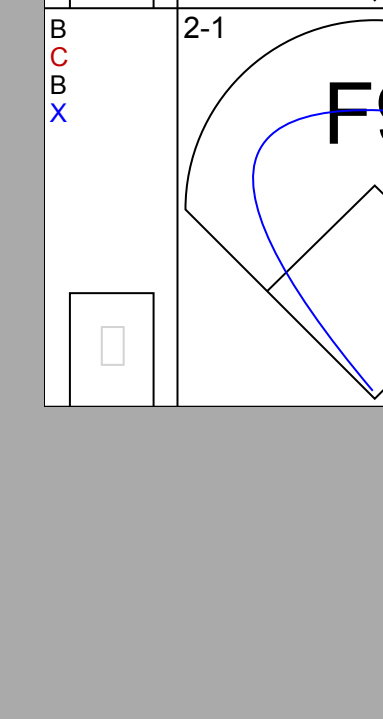

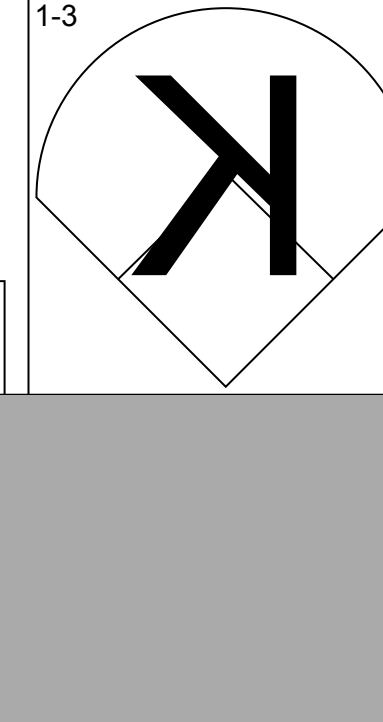





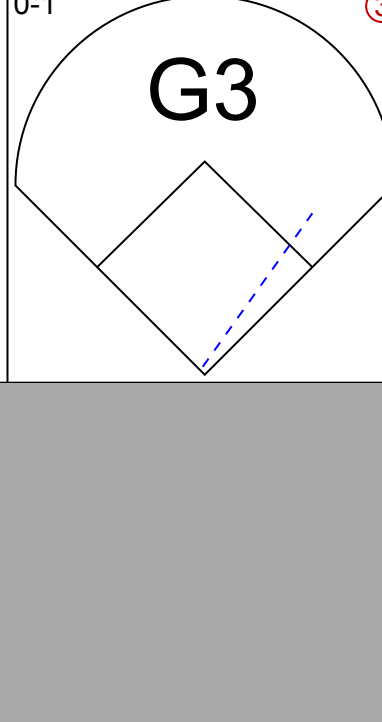
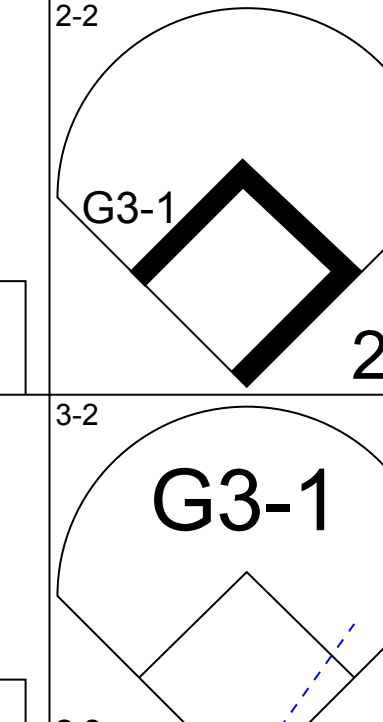
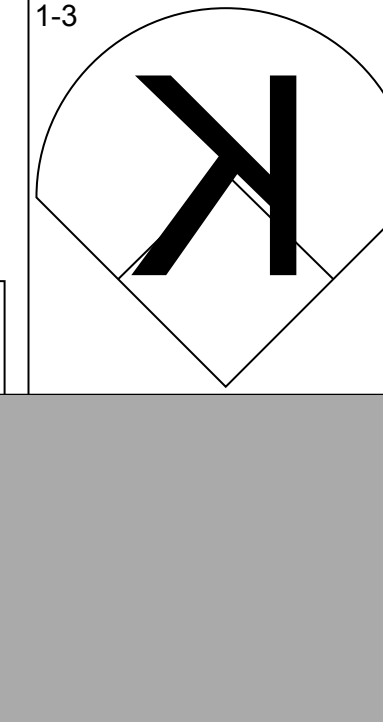
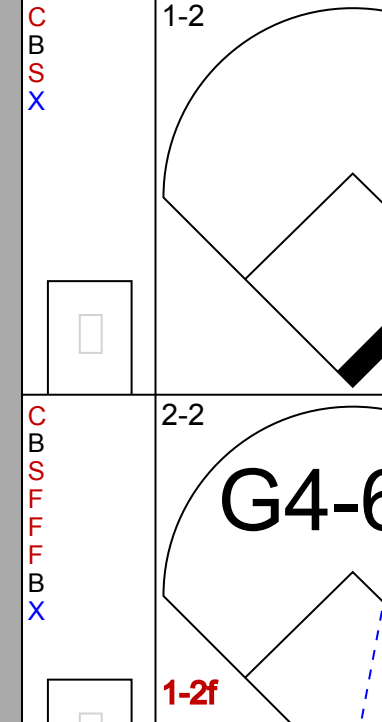
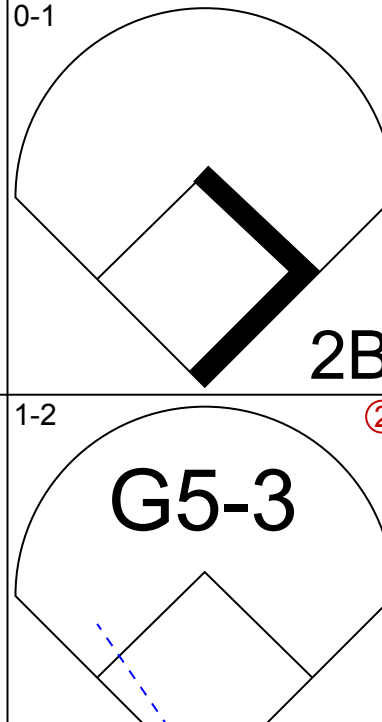
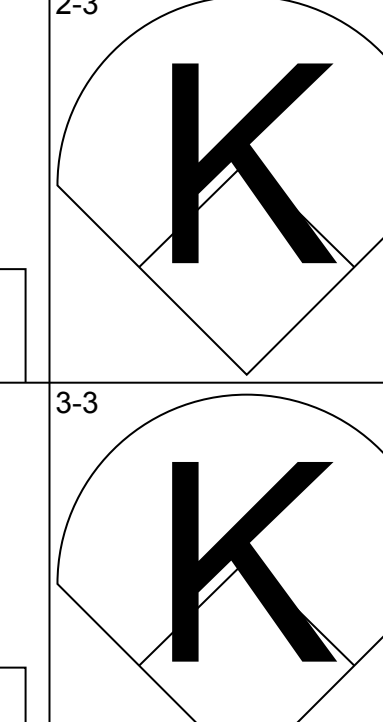
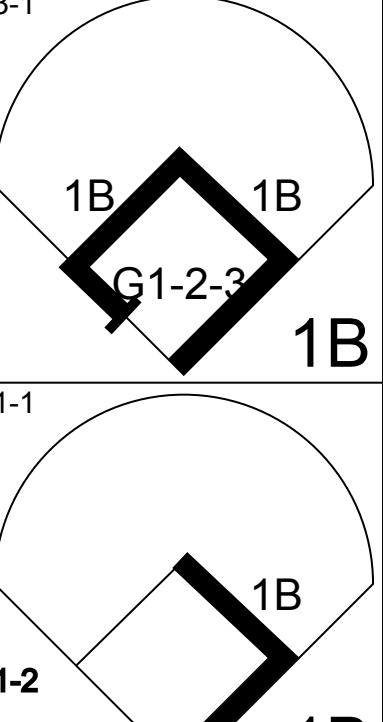
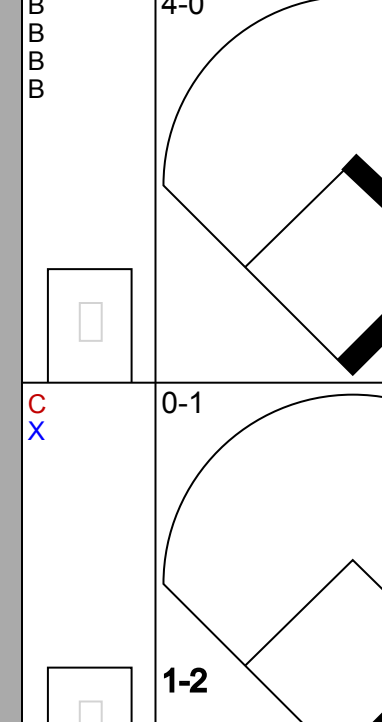
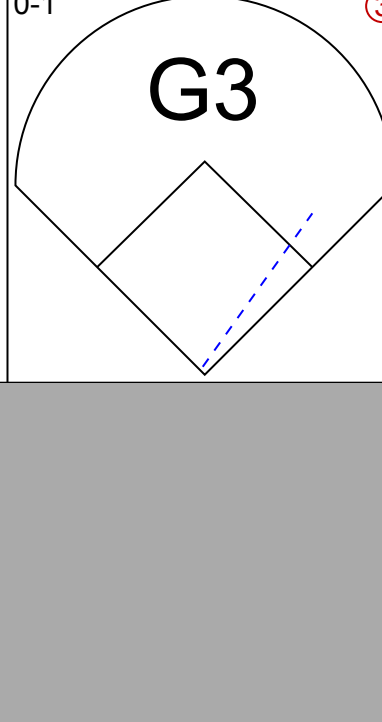
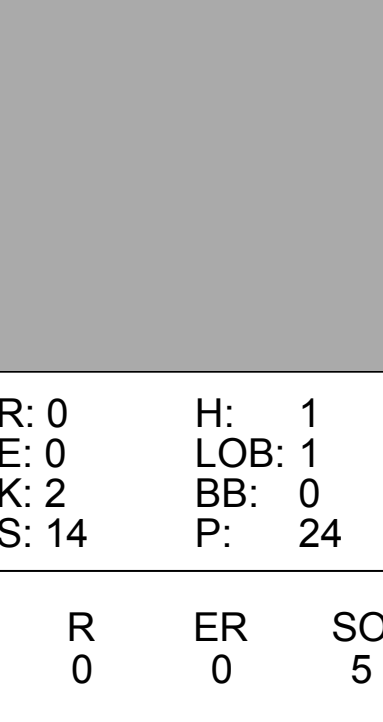
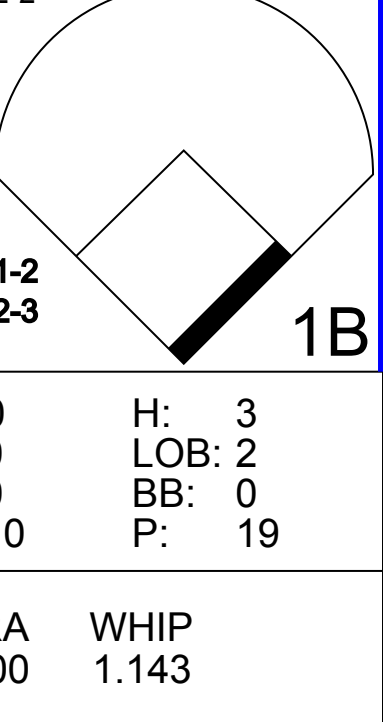
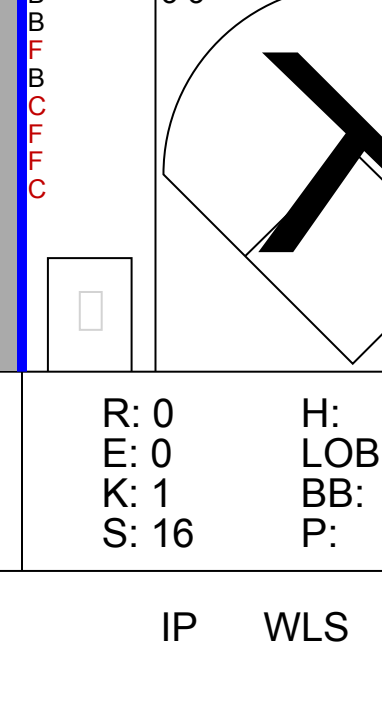
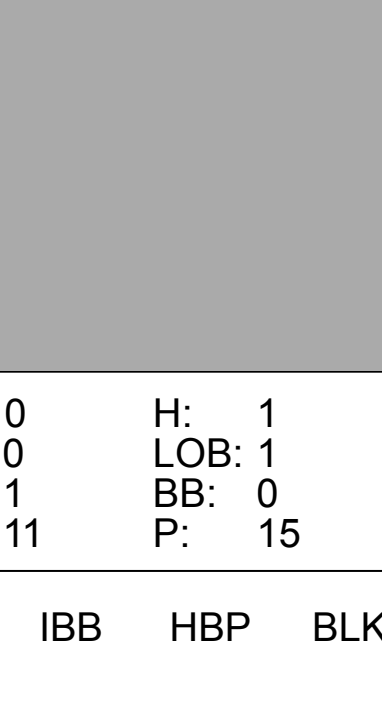



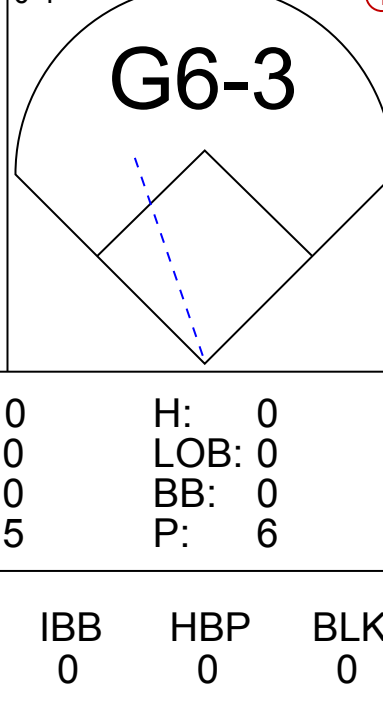
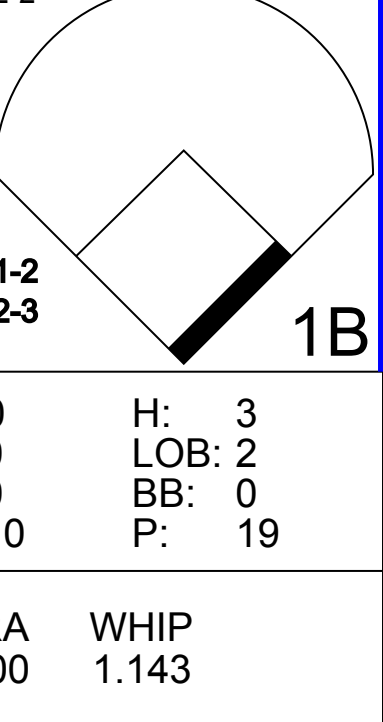




Batter	1	2	3	4	5	6	7	8	9	AB	R	H	RBI	BB	SO	LOB	TOP					
<b>Chris Stynes, R</b> OBP: 0.391, SLG: 0.491 (1, 5)										5	1	1	0	0	2	2	<b>Cincinnati Reds @ Florida Marlins</b> Pro Player Stadium, Miami, FL Fri Aug 25 2000, 7:05 PM EDT Att: 25,042 - Sunny - 86 F					
<b>Barry Larkin, R</b> OBP: 0.386, SLG: 0.481 (1, 6)										5	2	3	0	0	0	0						
<b>Ken Griffey Jr., L</b> OBP: 0.381, SLG: 0.542 (1, 8)										5	0	3	1	0	1	1						
<b>Dmitri Young, S</b> OBP: 0.344, SLG: 0.492 (1, 7)										4	0	0	0	0	1	6						
<b>Alex Ochoa, R</b> OBP: 0.357, SLG: 0.500 (8, 7)										1	1	1	1	0	0	0						
<b>Sean Casey, L</b> OBP: 0.376, SLG: 0.449 (1, 3)										4	1	2	2	0	1	0						
<b>Michael Tucker, L</b> OBP: 0.382, SLG: 0.539 (1, 9)										4	0	1	0	0	2	3						
<b>Juan Castro, R</b> OBP: 0.277, SLG: 0.356 (1, 4)										3	1	0	0	1	0	1						
<b>Jason LaRue, R</b> OBP: 0.208, SLG: 0.311 (1, 2)										4	0	2	1	0	1	0						
<b>Elmer Dessens, R</b> OBP: 0.233, SLG: 0.115 (1, 1)										3	0	0	0	0	1	3						
<b>Dante Bichette, R</b> OBP: 0.357, SLG: 0.466 (8, PH)										1	0	0	1	0	0	1						
<b>Ron Villone, L</b> OBP: 0.138, SLG: 0.172 (8, 1)										0	0	0	0	0	0	0						
<b>Inning Stats</b>	R: 0 E: 0 K: 1 S: 11	H: 1 LOB: 1 BB: 0 P: 16	R: 0 E: 0 K: 0 S: 8	H: 2 LOB: 2 BB: 0 P: 12	R: 2 E: 0 K: 1 S: 18	H: 4 LOB: 1 BB: 0 P: 28	R: 0 E: 1 K: 1 S: 9	H: 0 LOB: 1 BB: 0 P: 13	R: 1 E: 0 K: 0 S: 7	H: 2 LOB: 1 BB: 0 P: 9	R: 0 E: 0 K: 1 S: 6	H: 0 LOB: 0 BB: 0 P: 8	R: 0 E: 0 K: 3 S: 12	H: 1 LOB: 1 BB: 0 P: 22	R: 2 E: 0 K: 1 S: 16	H: 2 LOB: 1 BB: 1 P: 25	R: 1 E: 0 K: 1 S: 14	H: 1 LOB: 0 BB: 0 P: 21	1B: 10 2B: 3 3B: 0 HR: 1	SF: 1 SAC: 0 DP: 1 HBP: 0	WP: 0 PB: 0 SB: 0 CS: 0	PA: 41
<b>PITCHER</b>	IP WLS BF H R ER SO BB IBB HBP BLK WP HR S P ERA WHIP																					
<b>38 Reid Cornelius, R</b> ERA: 4.22 (1, 1)	5.0 L 24 9 3 3 3 0 0 0 0 0 0 0 53 78 5.40 1.800																					
<b>Ricky Bones, R</b> ERA: 3.39 (6, 1)	2.0 7 1 0 0 4 0 0 0 0 0 0 0 18 30 0.00 0.500																					
<b>Vic Darenbourg, L</b> ERA: 4.67 (8, 1)	0.1 2 1 1 1 1 0 0 0 0 0 0 0 6 9 27.00 3.000																					
<b>Braden Loooper, R</b> ERA: 4.13 (8, 1)	0.2 4 1 1 1 0 1 0 0 0 0 0 0 10 16 13.50 3.000																					
<b>Manny Aybar, R</b> ERA: 4.61 (9, 1)	1.0 4 1 1 1 1 0 0 0 0 0 1 14 21 9.00 1.000																					

AB	39
R	6
H	13
RBI	6
BB	1
SO	9
LOB	17

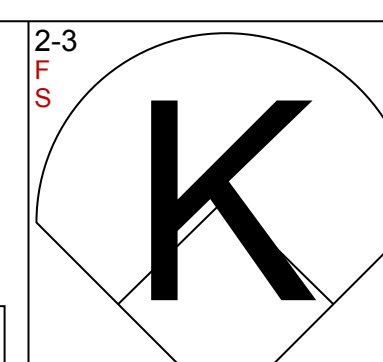
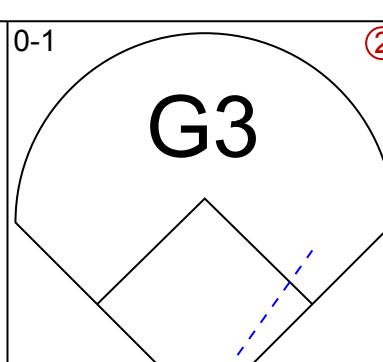
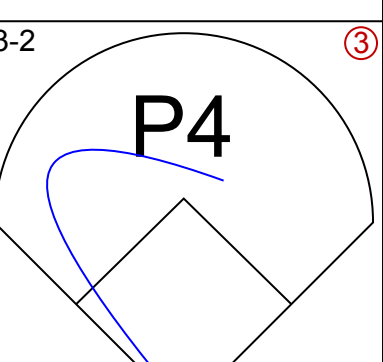
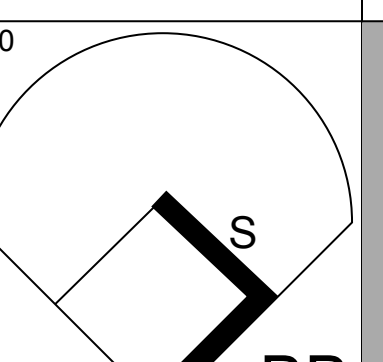
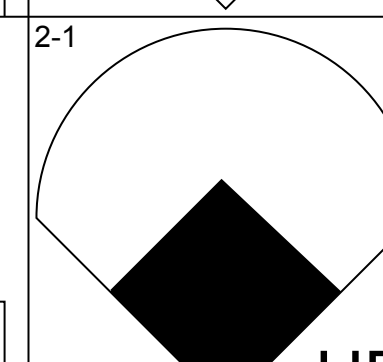
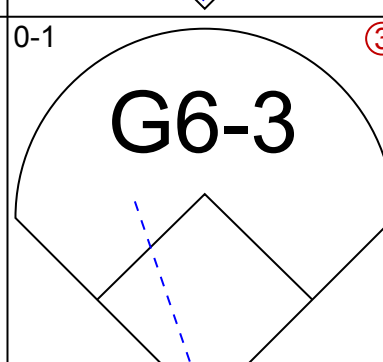
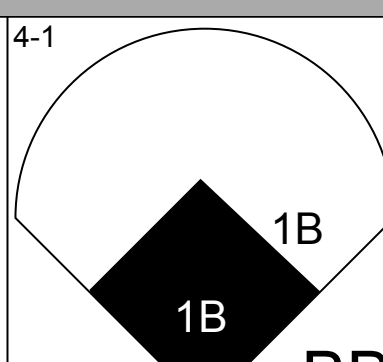
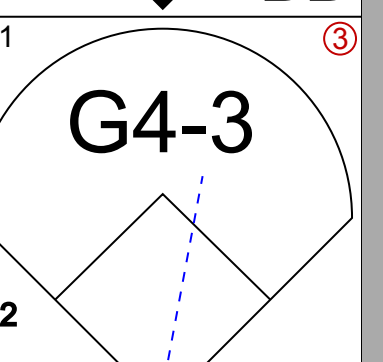
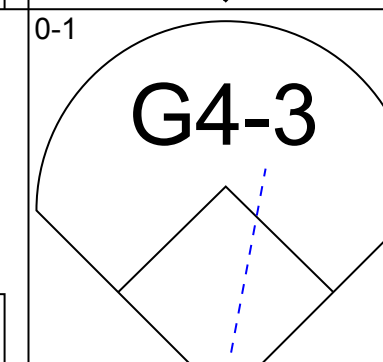
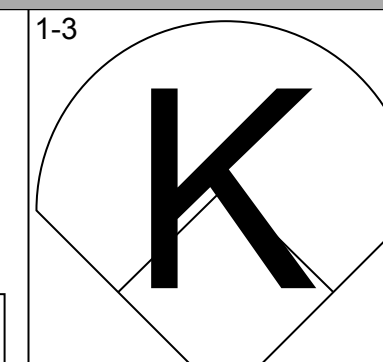
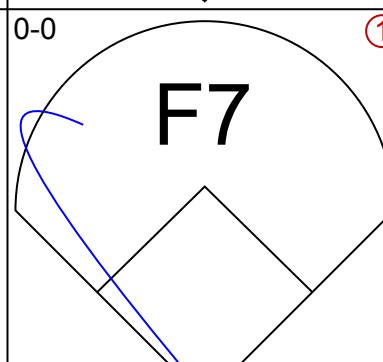
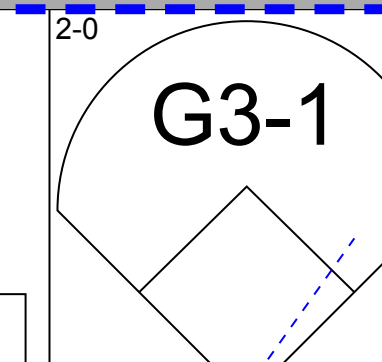
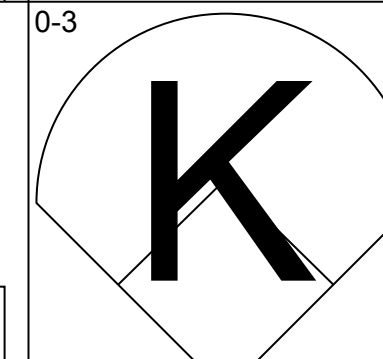
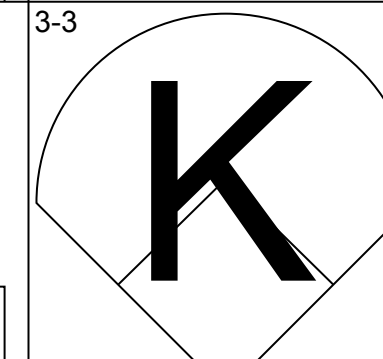
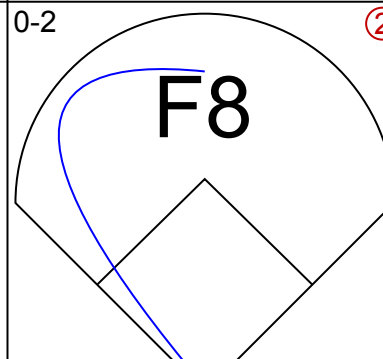
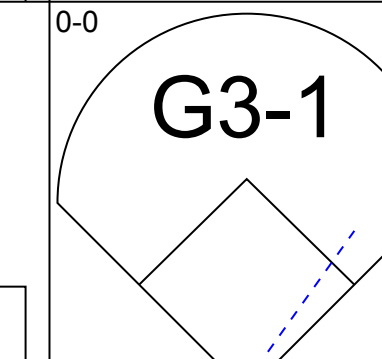
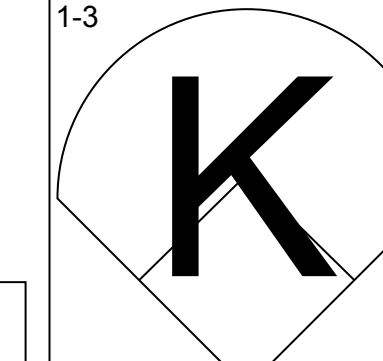
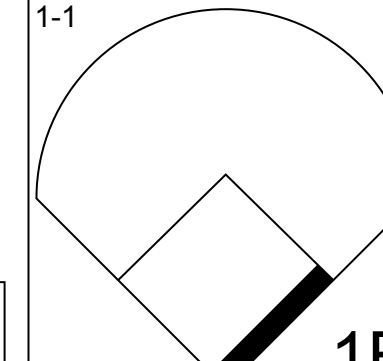
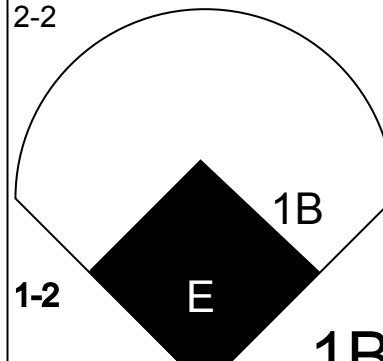
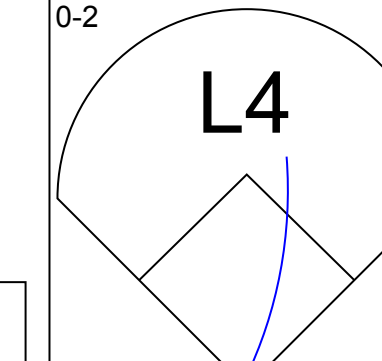
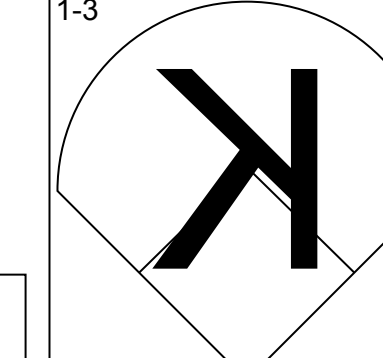
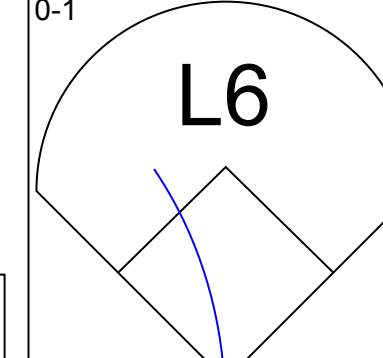
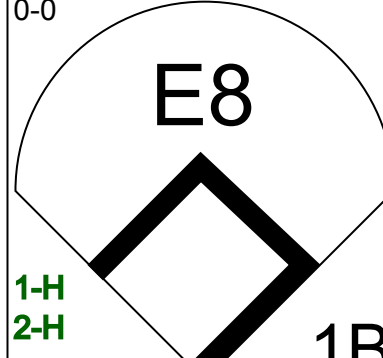
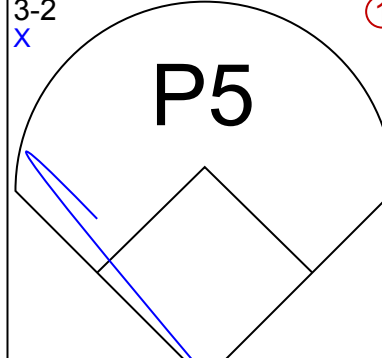
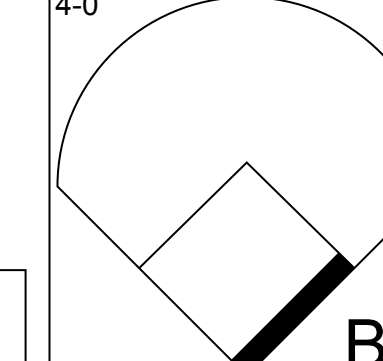
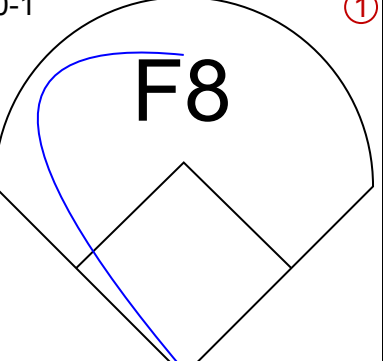
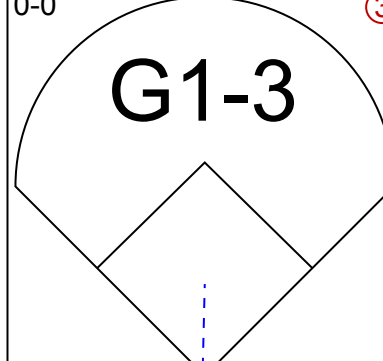
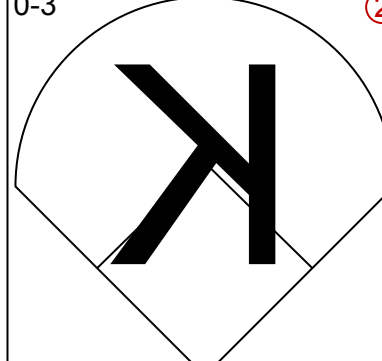
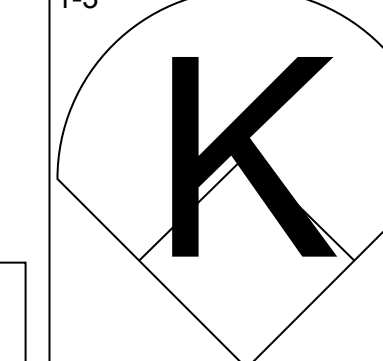
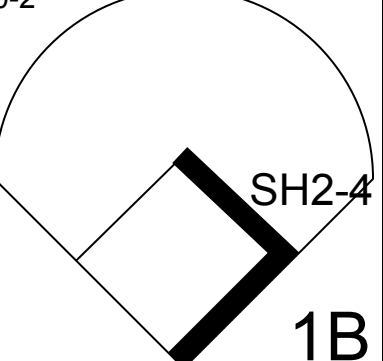
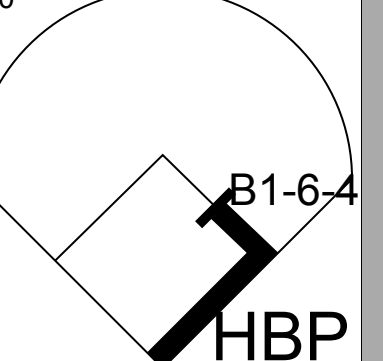
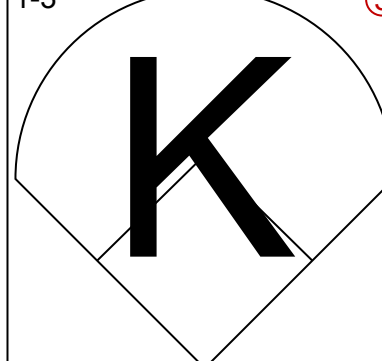

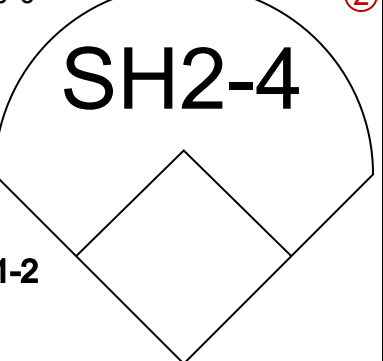
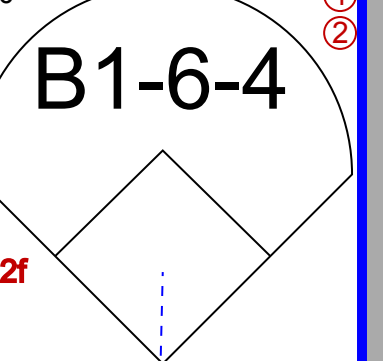


Batter	1	2	3	4	5	6	7	8	9	AB	R	H	RBI	BB	SO	LOB	BOTTOM					
<b>Luis Castillo, S</b> OBP: 0.439, SLG: 0.408 (1, 4)										3	0	1	0	1	0	3	<b>Cincinnati Reds @ Florida Marlins</b> Pro Player Stadium, Miami, FL Fri Aug 25 2000, 7:05 PM EDT Att: 25,042 - Sunny - 86 F					
<b>Mark Kotsay, L</b> OBP: 0.330, SLG: 0.433 (1, 9)										4	0	0	0	0	2							
<b>Henry Rodriguez, L</b> OBP: 0.325, SLG: 0.503 (1, 7)										4	0	0	0	0	1	1						
<b>Preston Wilson, R</b> OBP: 0.316, SLG: 0.444 (1, 8)										4	0	0	0	0	1	1						
<b>Mike Lowell, R</b> OBP: 0.336, SLG: 0.475 (1, 5)										4	0	3	0	0	1	0						
<b>Derrek Lee, R</b> OBP: 0.375, SLG: 0.516 (1, 3)										4	0	0	0	0	0	3						
<b>Andy Fox, L</b> OBP: 0.300, SLG: 0.341 (1, 6)										3	0	1	0	1	1	2						
<b>Ramon Castro, R</b> OBP: 0.346, SLG: 0.333 (1, 2)										3	0	2	0	0	1	1						
<b>38 Reid Cornelius, R</b> OBP: 0.103, SLG: 0.138 (1, 1)										1	0	0	0	0	0	0						
<b>Mark Smith, R</b> OBP: 0.338, SLG: 0.426 (5, PH)										1	0	1	0	0	0	0						
<b>Ricky Bones, R</b> OBP: 0.336, SLG: 0.426 (6, 1)										0	0	0	0	0	0	0						
<b>Kevin Millar, R</b> OBP: 0.366, SLG: 0.537 (7, PH)										1	0	0	0	0	1	2						
<b>Vic Darenbourg, L</b> OBP: 0.286, SLG: 0.396 (8, 1)										0	0	0	0	0	0	0						
<b>Braden Loooper, R</b> OBP: 0.286, SLG: 0.396 (8, 1)										0	0	0	0	0	0	0						
<b>Manny Aybar, R</b> OBP: 0.286, SLG: 0.396 (8, 1)										0	0	0	0	0	0	0						
<b>Inning Stats</b>	R: 0 E: 0 K: 0 S: 8	H: 1 LOB: 1 BB: 0 P: 13	R: 0 E: 0 K: 2 S: 14	H: 1 LOB: 0 BB: 0 P: 24	R: 0 E: 0 K: 0 S: 5	H: 0 LOB: 0 BB: 0 P: 6	R: 0 E: 0 K: 2 S: 11	H: 0 LOB: 0 BB: 0 P: 14	R: 0 E: 0 K: 0 S: 10	H: 3 LOB: 2 BB: 0 P: 19	R: 0 E: 0 K: 0 S: 8	H: 0 LOB: 0 BB: 0 P: 14	R: 0 E: 0 K: 1 S: 16	H: 2 LOB: 2 BB: 1 P: 26	R: 0 E: 0 K: 0 S: 3	H: 0 LOB: 1 BB: 1 P: 9	R: 0 E: 0 K: 1 S: 11	H: 1 LOB: 0 BB: 0 P: 15	1B: 6 2B: 2 3B: 0 HR: 0	SF: 0 SAC: 0 DP: 3 HBP: 0	WP: 0 PB: 0 SB: 1 CS: 0	PA: 34
<b>PITCHER</b>	IP WLS BF H R ER SO BB IBB HBP BLK WP HR S P ERA WHIP																					
<b>Elmer Dessens, R</b> ERA: 4.63 (1, 1)	7.0 W 27 7 0 0 5 1 0 0 0 0 0 0 72 116 0.00 1.143																					
<b>Ron Villone, L</b> ERA: 5.57 (8, 1)	2.0 7 1 0 0 1 1 0 0 0 0 0 0 14 24 0.00 1.000																					

AB	32
R	0
H	8
RBI	0
BB	2
SO	6
LOB	15



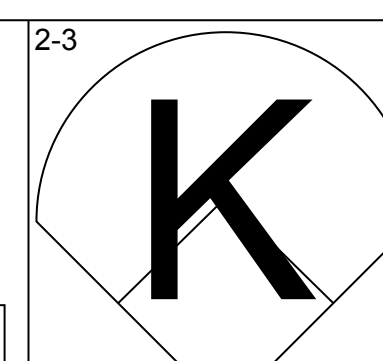
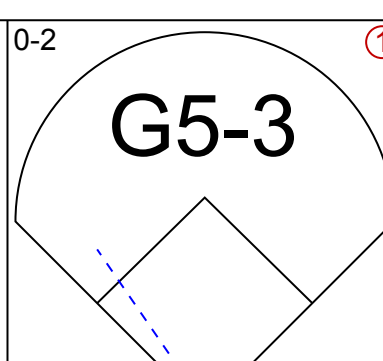
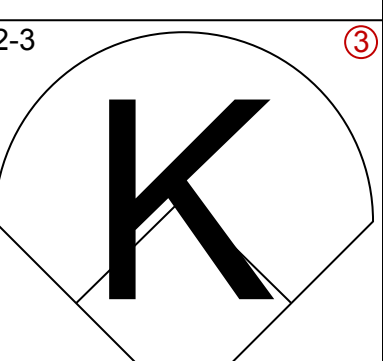
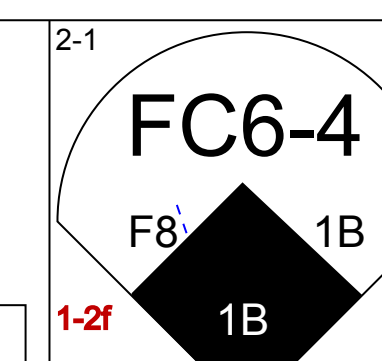
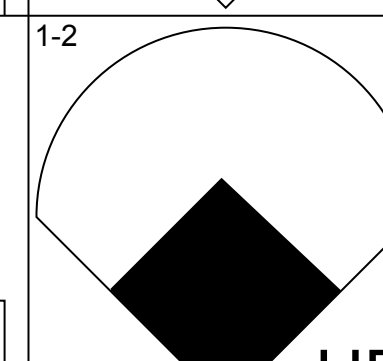
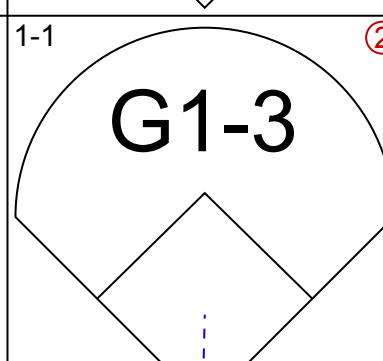
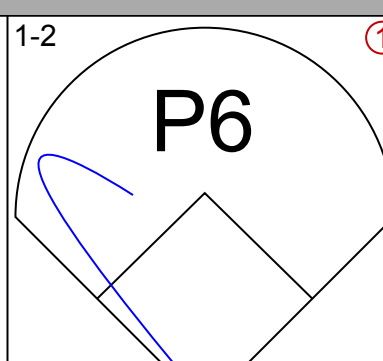
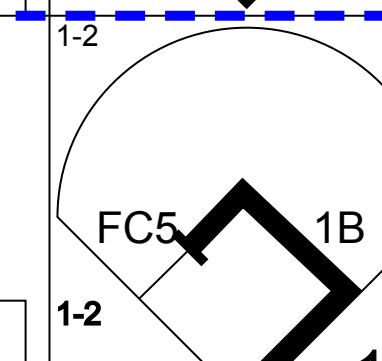
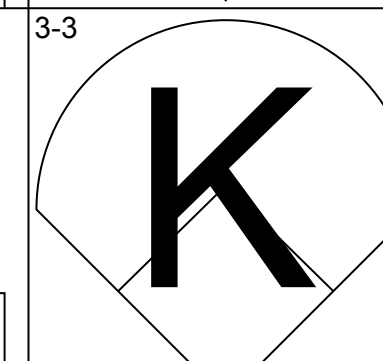
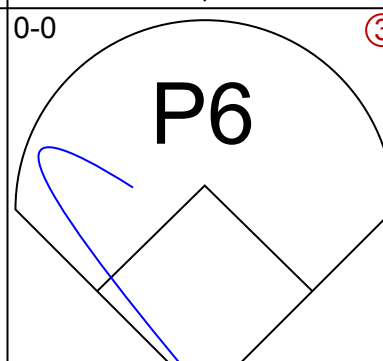
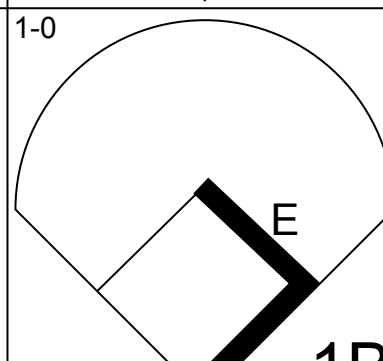
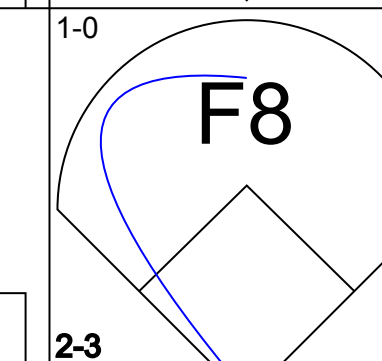
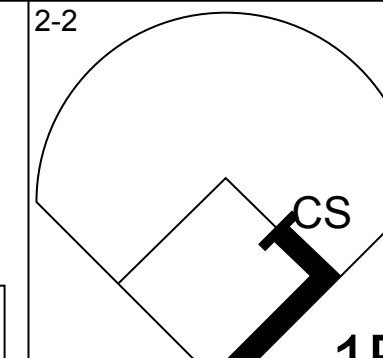
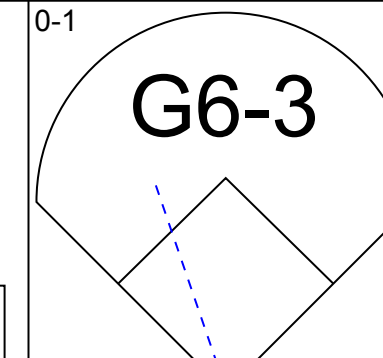
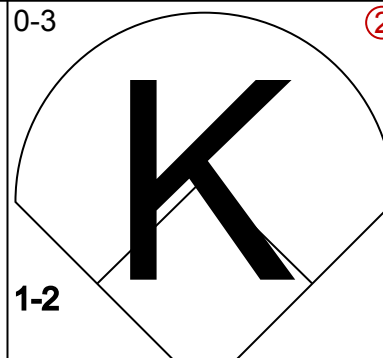
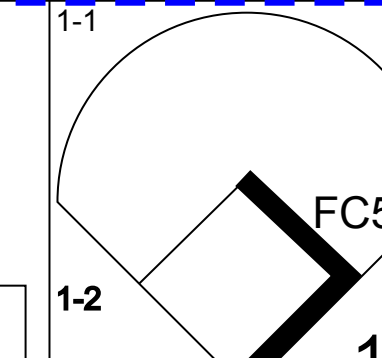
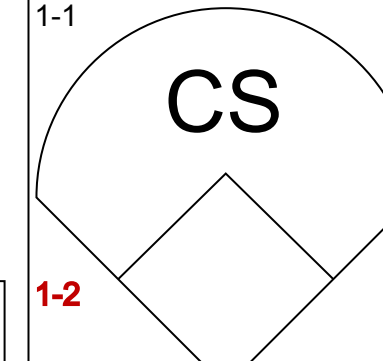
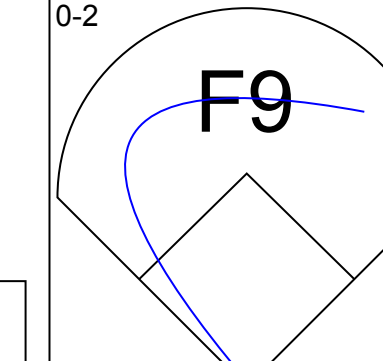
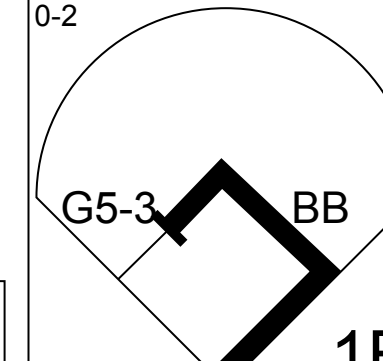
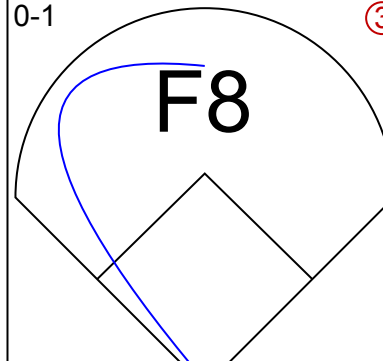
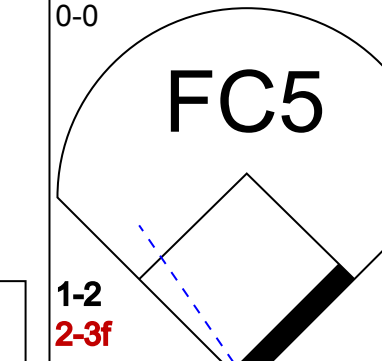
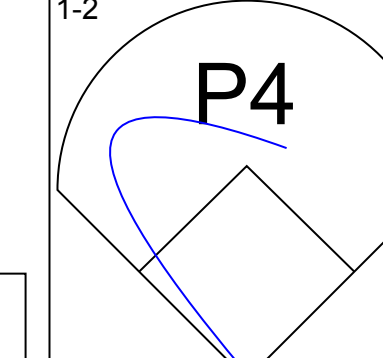
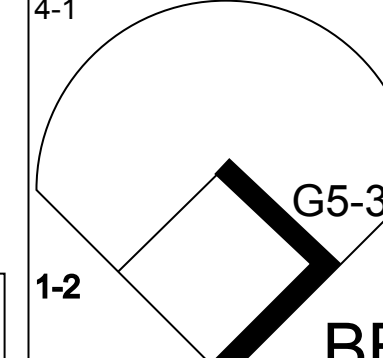
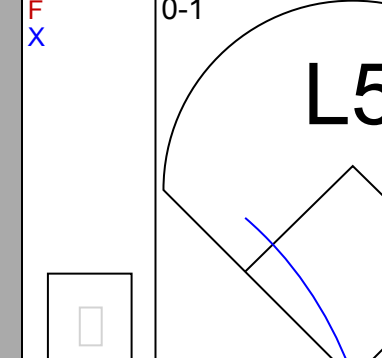
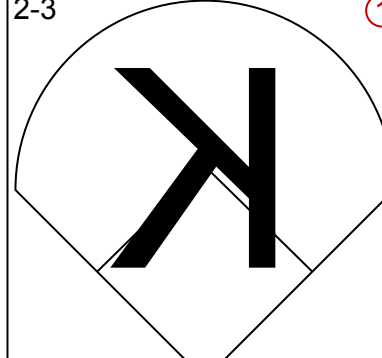
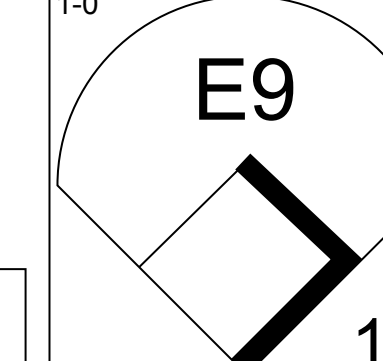
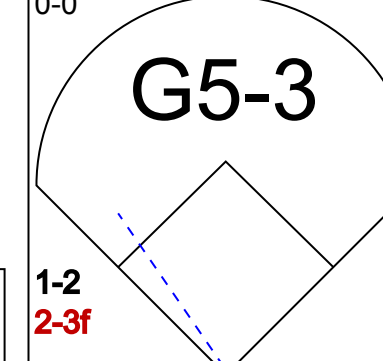
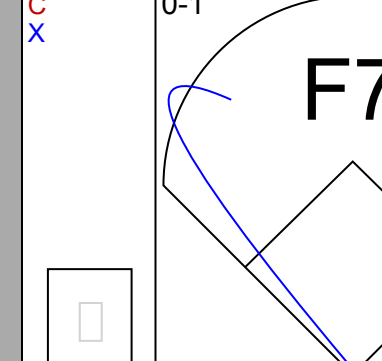
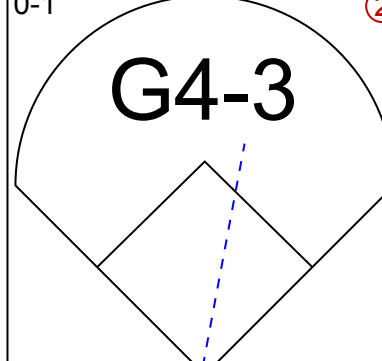
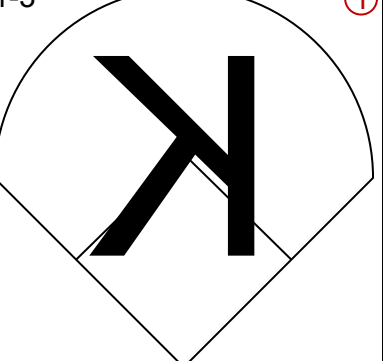
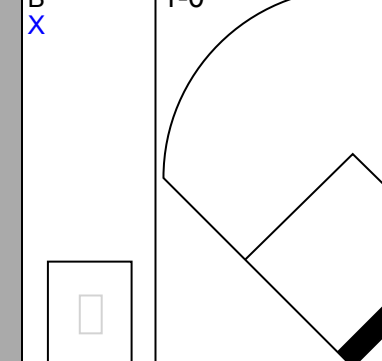
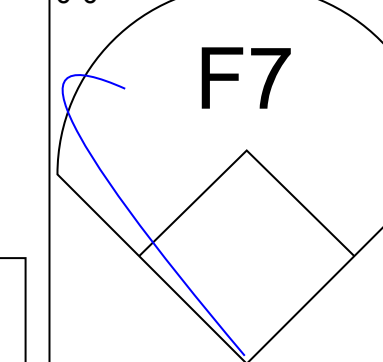
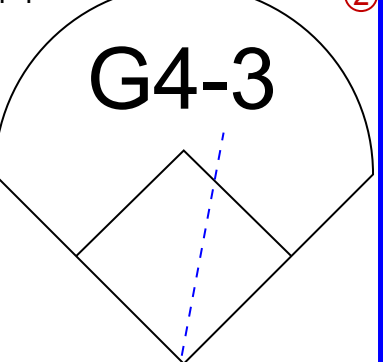
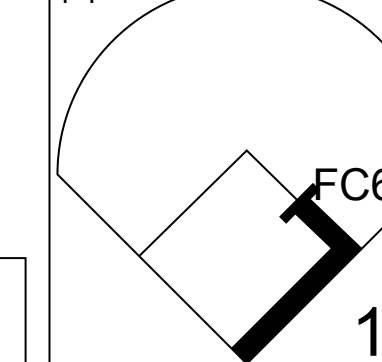


Batter	1	2	3	4	5	6	7	8	9	AB	R	H	RBI	BB	SO	LOB	TOP					
<b>Brian Hunter, R</b> OBP: 0.345, SLG: 0.307 (1, 7)										3	0	0	0	1	1	1						
<b>Barry Larkin, R</b> OBP: 0.387, SLG: 0.487 (1, 6)										3	2	1	1	1	0	1						
<b>Ken Griffey Jr., L</b> OBP: 0.379, SLG: 0.537 (1, 8)										4	0	0	0	0	1	1						
<b>Dmitri Young, S</b> OBP: 0.341, SLG: 0.487 (1, 3)										4	0	0	0	0	2	1						
<b>Alex Ochoa, R</b> OBP: 0.360, SLG: 0.500 <b>Danny Graves, R</b> OBP: 0.667, SLG: 2.000 (8, 1)										4	1	2	0	0	1	0						
<b>Chris Stynes, R</b> OBP: 0.389, SLG: 0.487 (1, 5)										4	0	1	1	0	1	1						
<b>Juan Castro, R</b> OBP: 0.277, SLG: 0.349 (1, 4)										3	0	0	0	1	1	1						
<b>Jason LaRue, R</b> OBP: 0.231, SLG: 0.313 (1, 2)										3	0	1	0	0	2	1						
<b>Pete Harnisch, S</b> OBP: 0.206, SLG: 0.353 <b>Larry Luebbers, R</b> <b>Dennys Reyes, R</b> <b>Michael Tucker, L</b> OBP: 0.382, SLG: 0.539 (8, 9)										2	0	0	0	0	1	1						
<b>Inning Stats</b>	R: 1 E: 0 K: 2 S: 16	H: 1 LOB: 0 BB: 0 P: 20	R: 0 E: 0 K: 3 S: 10	H: 0 LOB: 1 BB: 1 P: 17	R: 0 E: 0 K: 1 S: 7	H: 0 LOB: 0 BB: 0 P: 9	R: 0 E: 0 K: 2 S: 11	H: 1 LOB: 1 BB: 0 P: 16	R: 0 E: 0 K: 0 S: 12	H: 1 LOB: 1 BB: 0 P: 15	R: 2 E: 1 K: 0 S: 12	H: 2 LOB: 1 BB: 1 P: 17	R: 0 E: 0 K: 0 S: 3	H: 0 LOB: 1 BB: 1 P: 10	R: 0 E: 0 K: 2 S: 5	H: 0 LOB: 0 BB: 0 P: 7	R: 0 E: 0 K: 2 S: 13	H: 0 LOB: 0 BB: 0 P: 17	1B: 4 2B: 0 3B: 0 HR: 1	SF: 0 SAC: 1 DP: 1 HBP: 1	WP: 0 PB: 0 SB: 1 CS: 0	PA: 35
<b>PITCHER</b>	IP	WLS	BF	H	R	ER	SO	BB	IBB	HBP	BLK	WP	HR	S	P	ERA	WHIP					
<b>Jesus Sanchez, L</b> ERA: 4.84 <b>Vic Darenbourg, L</b> ERA: 4.53 <b>Braden Looper, R</b> ERA: 4.03 <b>Dan Miceli, R</b> ERA: 4.75 <b>Antonio Alfonseca, R</b> ERA: 4.42	2.0		8	1	1	1	5	1	0	0	0	0	1	26	37	4.50	1.000					
	3.2	L	15	3	2	1	3	1	0	0	0	0	0	40	55	2.46	1.091					
	1.1		6	1	0	0	0	1	0	1	0	0	0	5	12	0.00	1.500					
	1.0		3	0	0	0	0	0	0	0	0	0	0	5	7	0.00	0.000					
	1.0		3	0	0	0	2	0	0	0	0	0	0	13	17	0.00	0.000					

**Cincinnati Reds @ Florida Marlins**  
**Pro Player Stadium, Miami, FL**  
 Sat Aug 26 2000, 7:05 PM EDT  
 Att: 35,392 - Cloudy - 84 F


AB 30  
 R 3  
 H 5  
 RBI 2  
 BB 3  
 SO 10  
 LOB 8



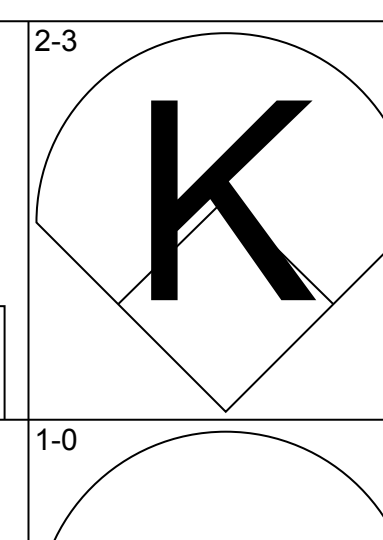
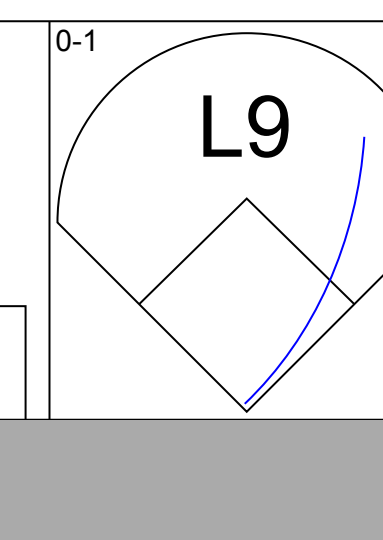
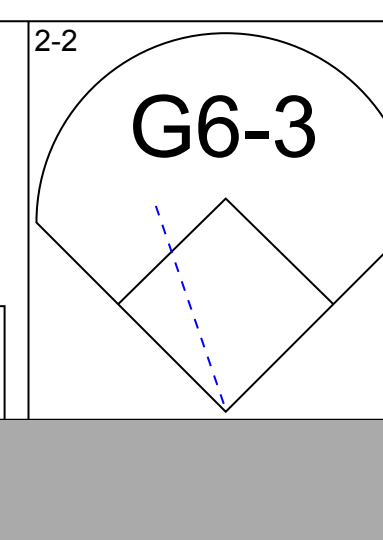
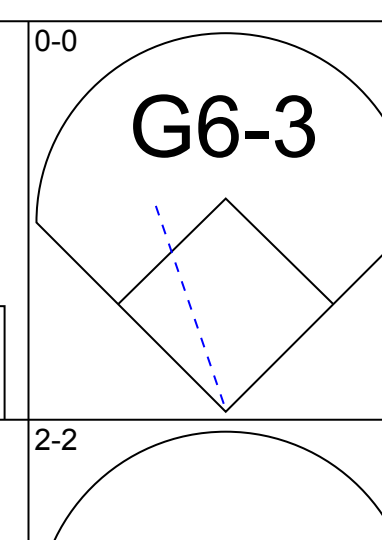
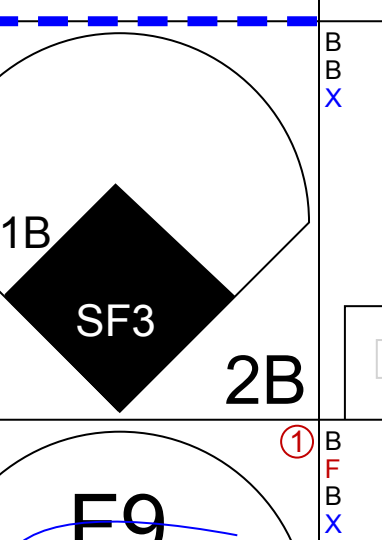
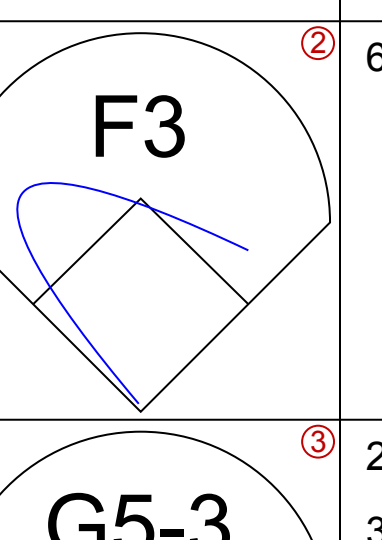
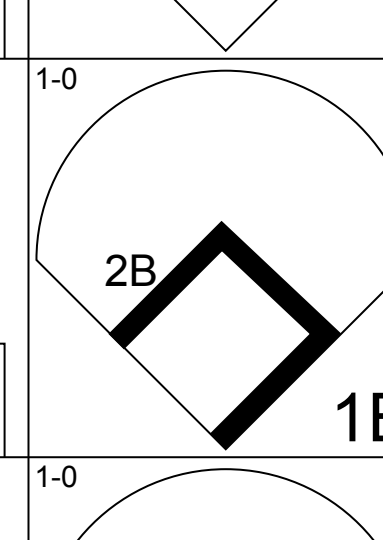
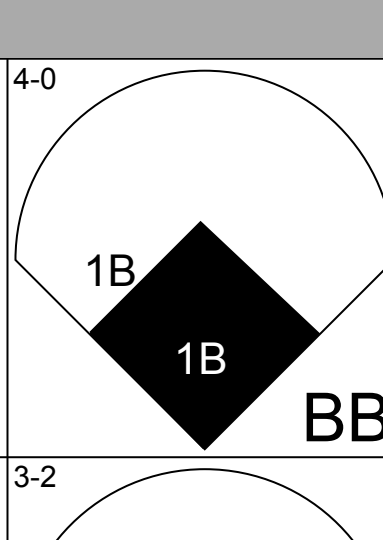
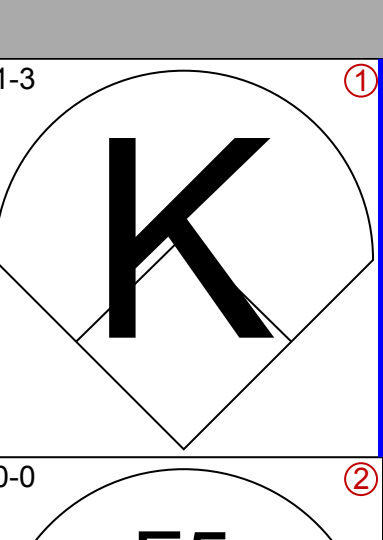
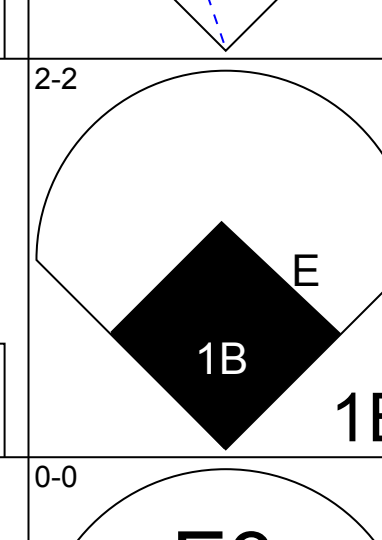
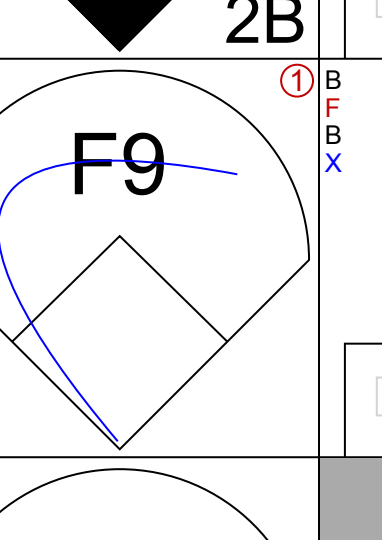
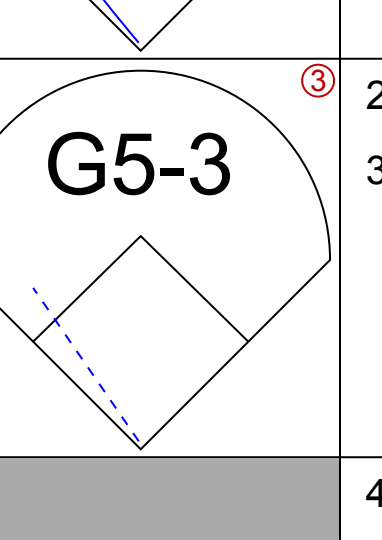
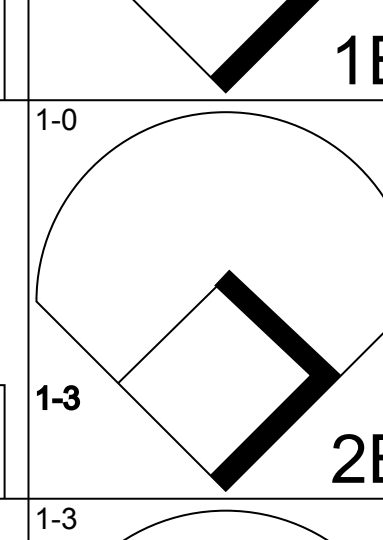
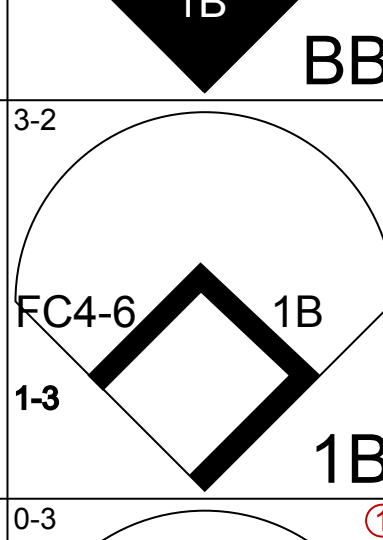
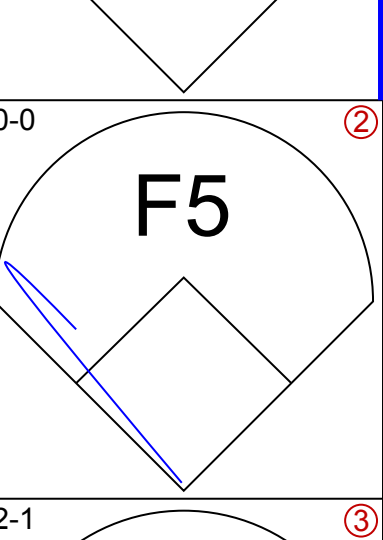
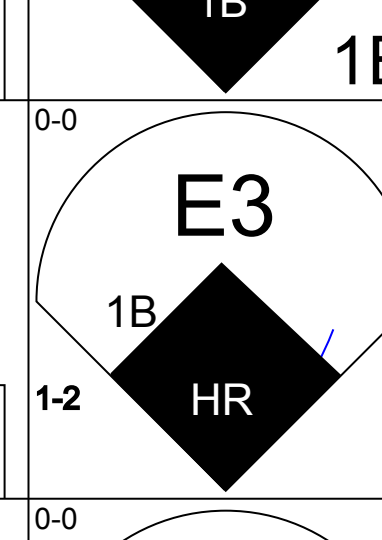
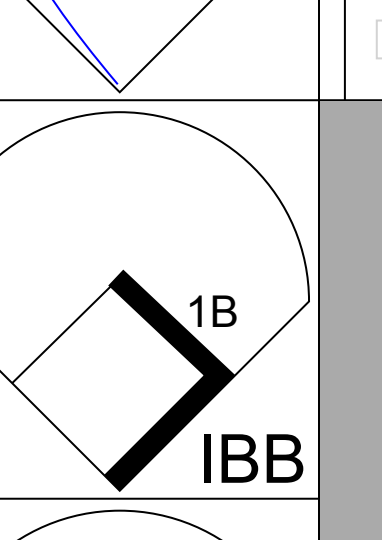
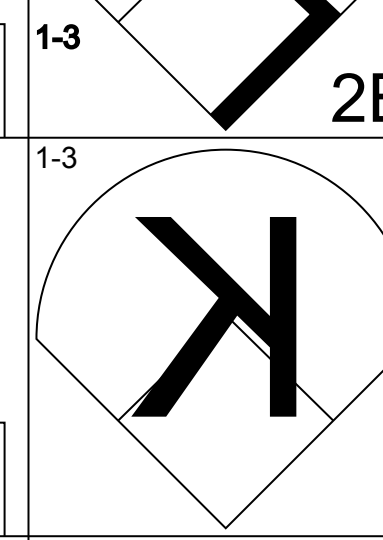
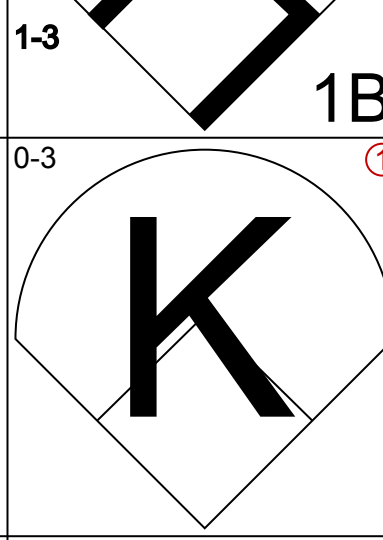
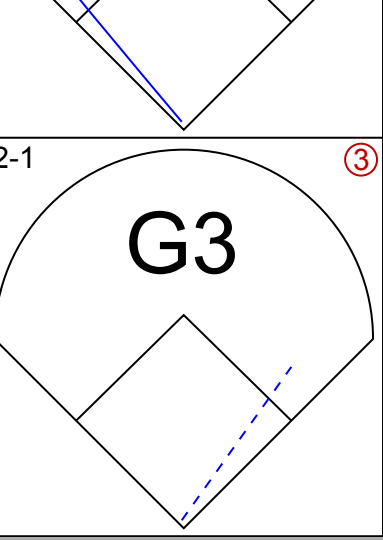
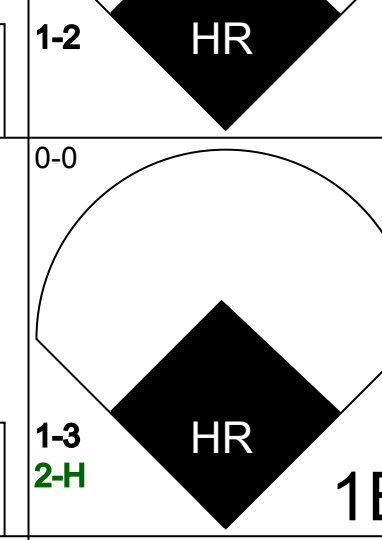
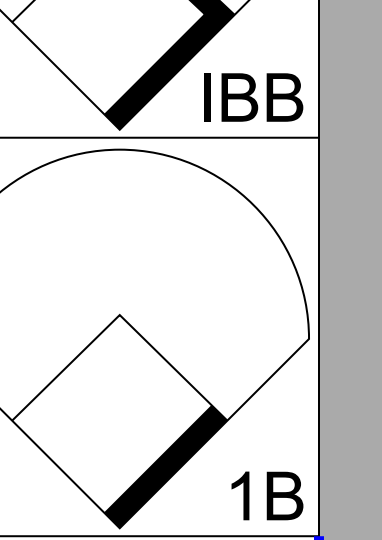
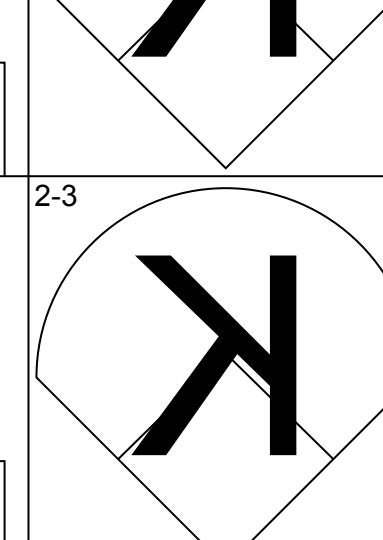
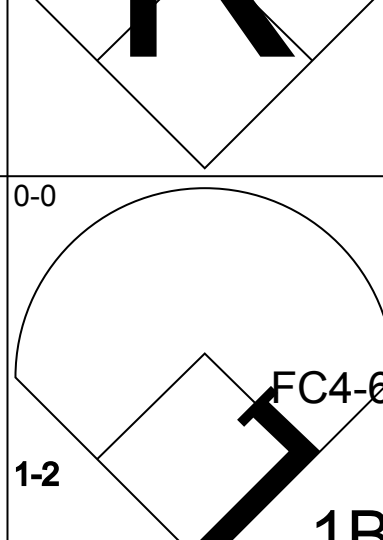
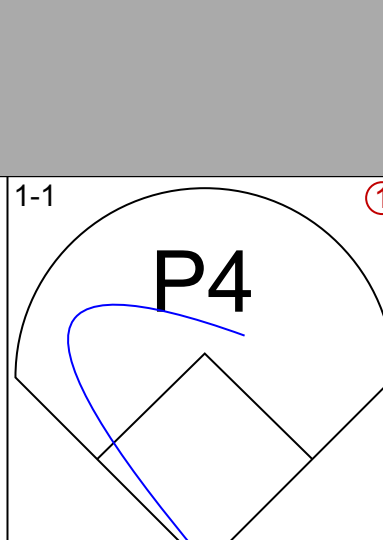
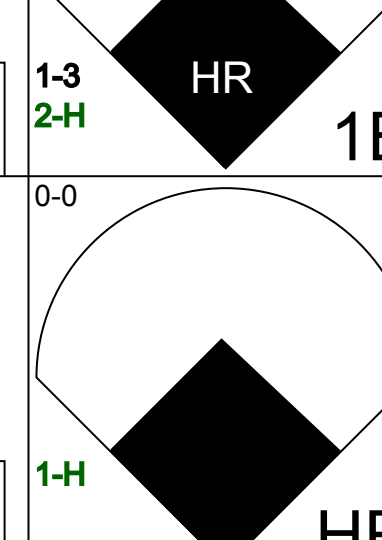
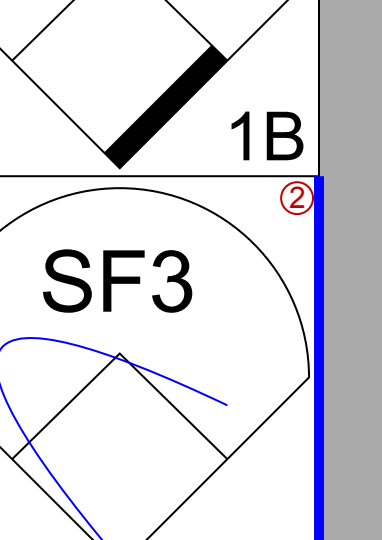
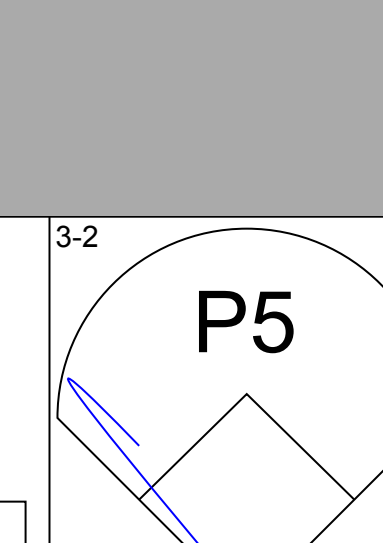
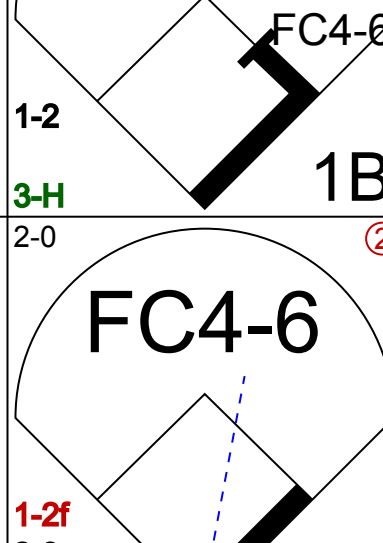
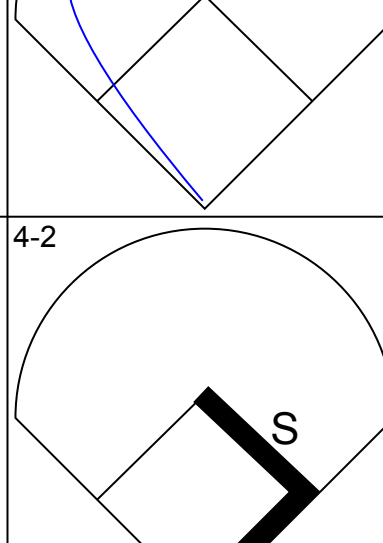
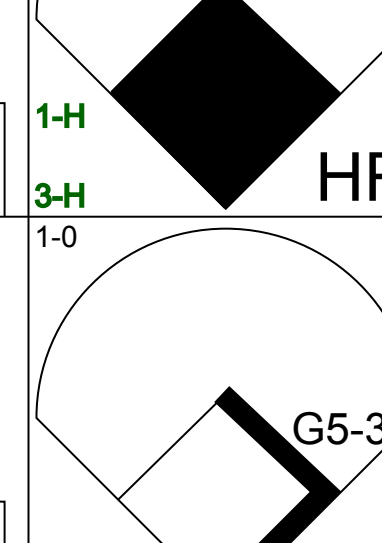
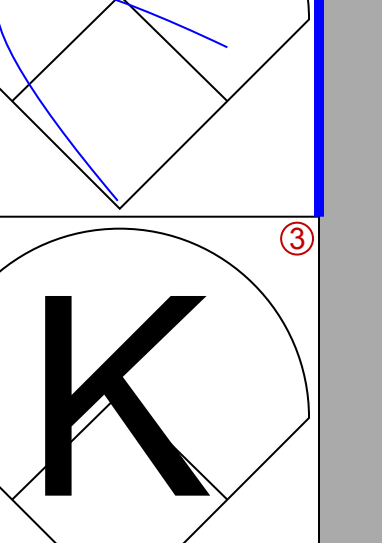
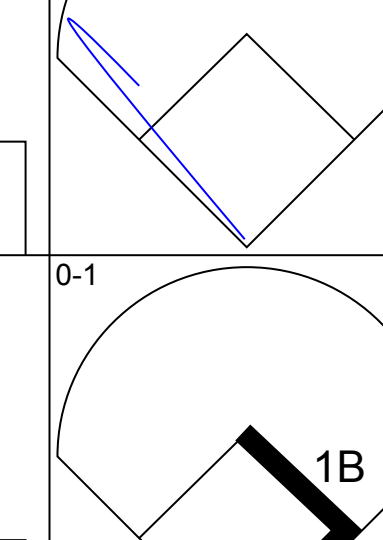
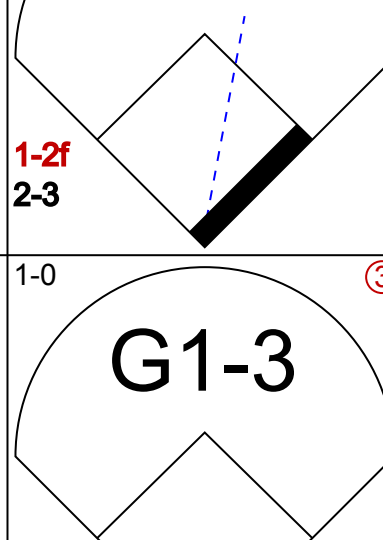
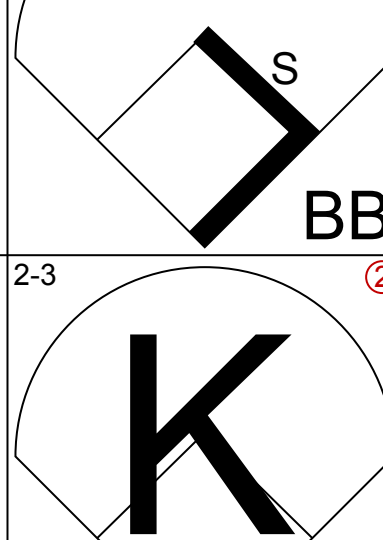
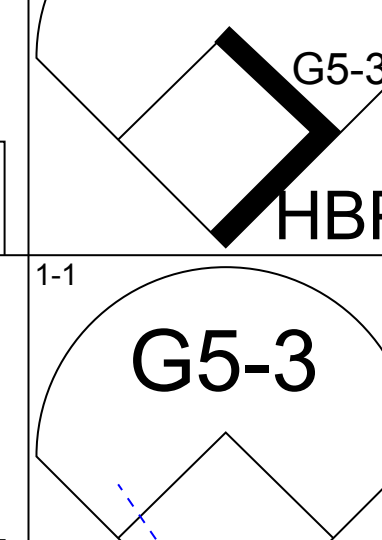
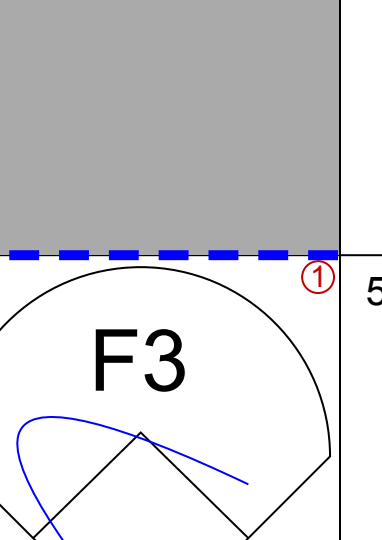
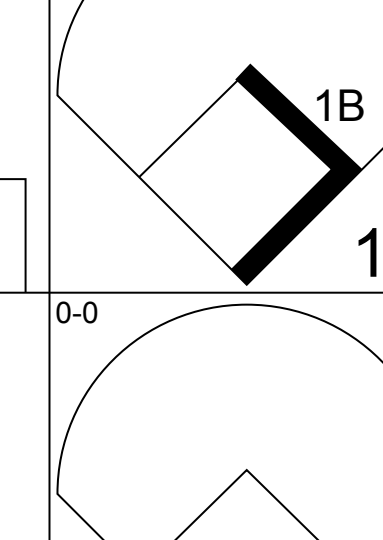
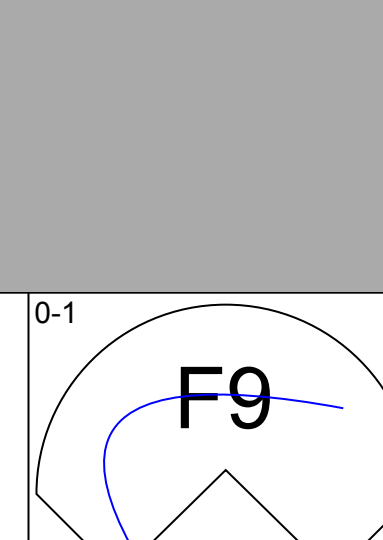
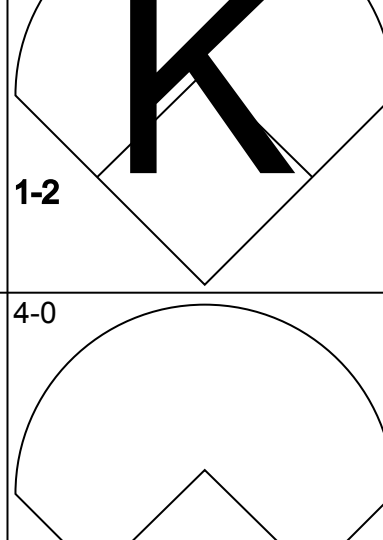
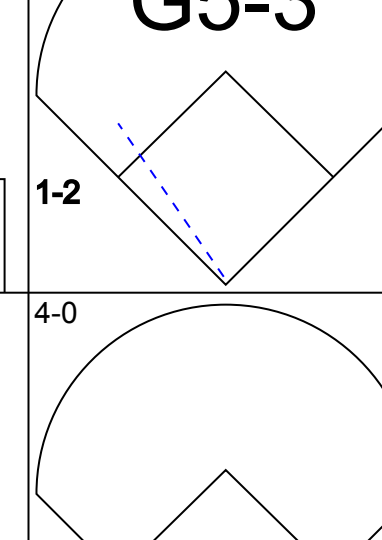
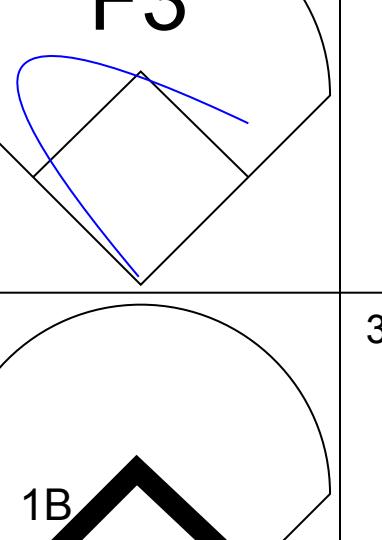
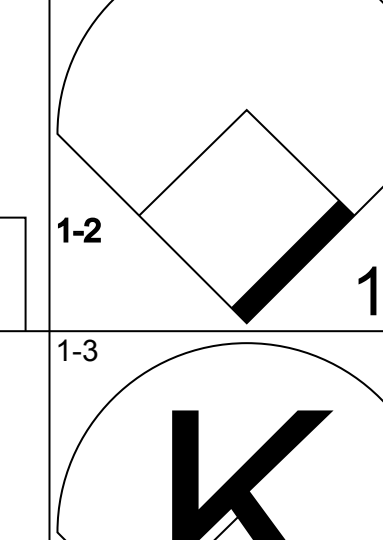
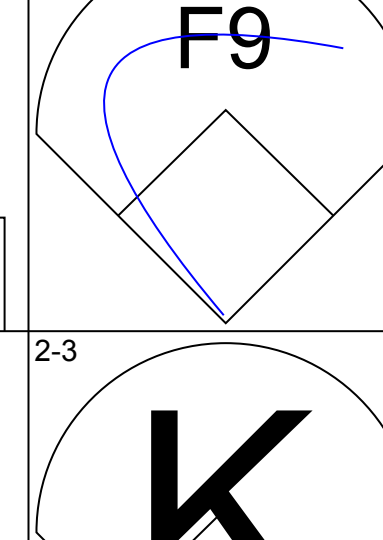
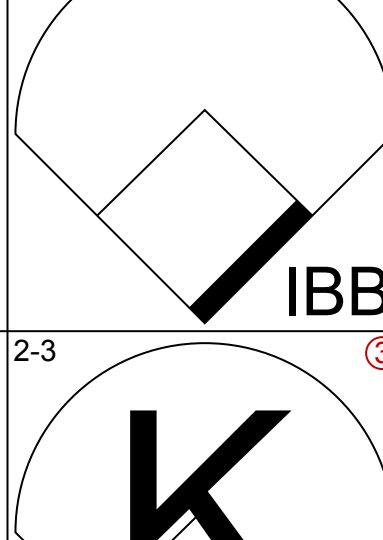
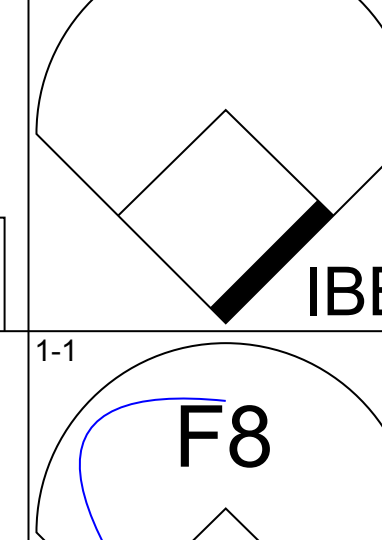
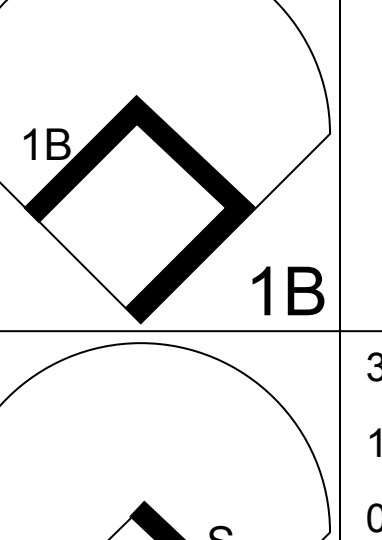
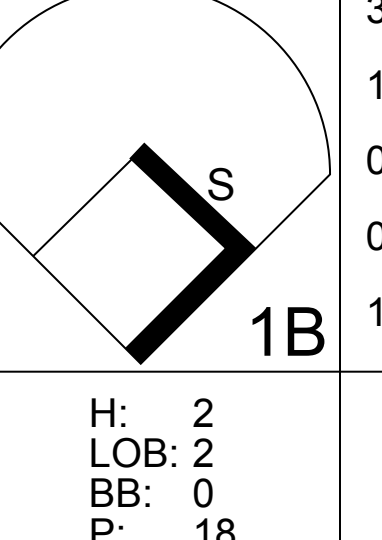
Batter	1	2	3	4	5	6	7	8	9	AB	R	H	RBI	BB	SO	LOB	BOTTOM				
<b>Luis Castillo, S</b> OBP: 0.436, SLG: 0.404 (1, 4)										4	1	0	0	0	2	1					
<b>Mark Kotsay, L</b> OBP: 0.331, SLG: 0.440 (1, 9)										4	1	2	1	0	0	0					
<b>Henry Rodriguez, L</b> OBP: 0.394, SLG: 0.500 <b>Antonio Alfonseca, R</b> (9, 1)										4	0	1	0	0	1	2					
<b>Preston Wilson, R</b> OBP: 0.318, SLG: 0.444 (1, 8)										4	0	2	1	0	1	1					
<b>Mike Lowell, R</b> OBP: 0.336, SLG: 0.472 (1, 5)										4	0	1	0	0	0	3					
<b>Derrek Lee, R</b> OBP: 0.374, SLG: 0.512 (1, 3)										3	0	0	0	1	1	0					
<b>Dave Berg, R</b> OBP: 0.346, SLG: 0.343 (1, 6)										4	0	1	0	0	0	2					
<b>Ramon Castro, R</b> OBP: 0.357, SLG: 0.338 <b>Kevin Millar, R</b> OBP: 0.355, SLG: 0.535 (9, PH)										2	0	1	0	1	1	0					
<b>Jesus Sanchez, L</b> ERA: 2.25, SLG: 0.222 <b>Chris Cisler, S</b> OBP: 0.375, SLG: 0.442 <b>Vic Darenbourg, L</b> OBP: 0.286, SLG: 0.326 <b>Braden Looper, R</b> <b>Dan Miceli, R</b> <b>Mark Smith, R</b> OBP: 0.346, SLG: 0.430 (9, 7)										0	0	0	0	0	0	0					
										1	0	0	0	0	0	2					
										0	0	0	0	0	0	0					
										0	0	0	0	0	0	0					
										1	0	1	0	0	0	0					
<b>Inning Stats</b>	R: 1 E: 0 K: 2 S: 15	H: 2 LOB: 0 BB: 0 P: 24	R: 0 E: 1 K: 0 S: 10	H: 1 LOB: 2 BB: 1 P: 16	R: 0 E: 0 K: 0 S: 6	H: 0 LOB: 0 BB: 0 P: 7	R: 0 E: 0 K: 0 S: 7	H: 1 LOB: 1 BB: 1 P: 11	R: 0 E: 0 K: 1 S: 9	H: 1 LOB: 1 BB: 0 P: 11	R: 0 E: 0 K: 0 S: 5	H: 1 LOB: 1 BB: 0 P: 6	R: 1 E: 0 K: 0 S: 11	H: 3 LOB: 2 BB: 0 P: 17	R: 0 E: 0 K: 1 S: 7	H: 0 LOB: 0 BB: 0 P: 11	1B: 8 2B: 0 3B: 0 HR: 1	SF: 0 SAC: 0 DP: 1 HBP: 0	WP: 0 PB: 0 SB: 0 CS: 1	PA: 36	
<b>PITCHER</b>	IP	WLS	BF	H	R	ER	SO	BB	IBB	HBP	BLK	WP	HR	S	P	ERA	WHIP				
<b>Pete Harnisch, R</b> ERA: 4.62 <b>Larry Luebbers, R</b> ERA: 4.75 <b>Dennys Reyes, L</b> ERA: 5.55 <b>Danny Graves, R</b> ERA: 2.45	6.0	W	23	5	1	1	5	2	0	0	0	0	0	9	13	6.75	1.500				
	1.1	H	5	2	1	1	0	0	0	0	0	0	0	4	6	0.00	3.000				
	0.1	H	2	1	0	0	0	0	0	0	0	0	0	4	6	0.00	3.000				
	1.1	S	5	1	0	0	1	0	0	0	0	0	0	10	15	0.00	0.750				

**Cincinnati Reds @ Florida Marlins**  
**Pro Player Stadium, Miami, FL**  
 Sat Aug 26 2000, 7:05 PM EDT  
 Att: 35,392 - Cloudy - 84 F

AB 33  
 R 2  
 H 9  
 RBI 2  
 BB 2  
 SO 6  
 LOB 11

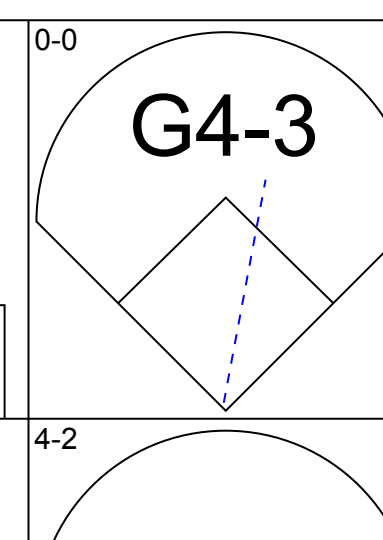
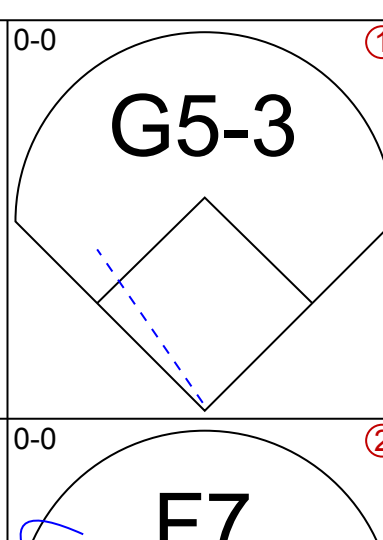
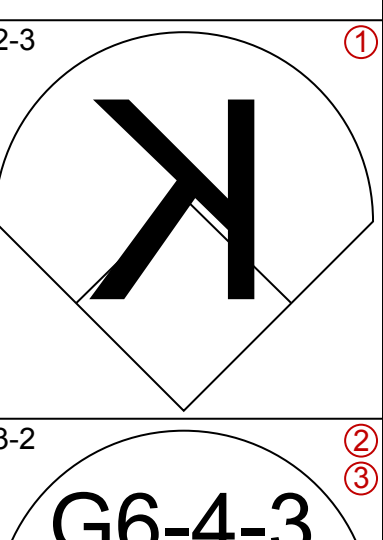
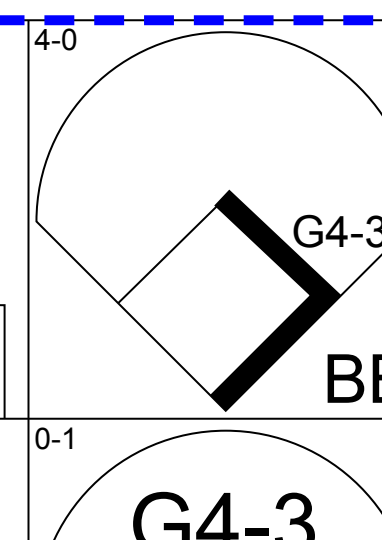
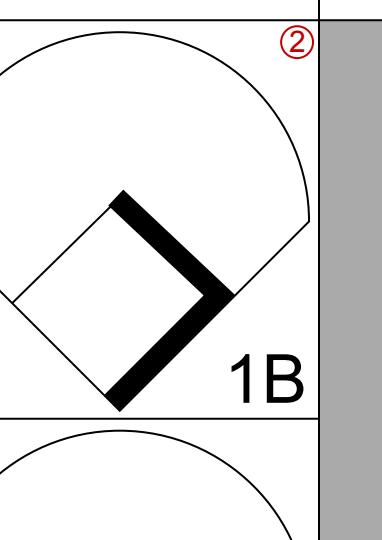
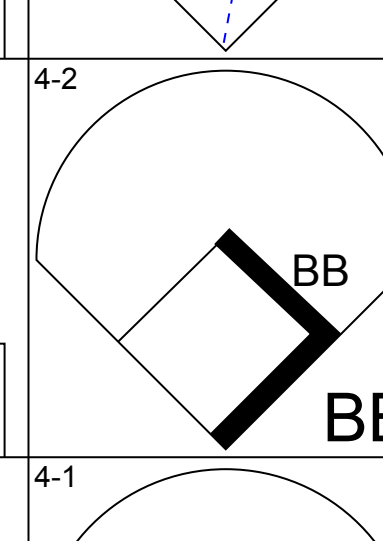
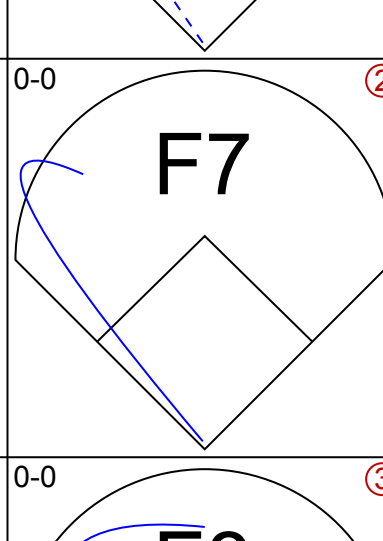
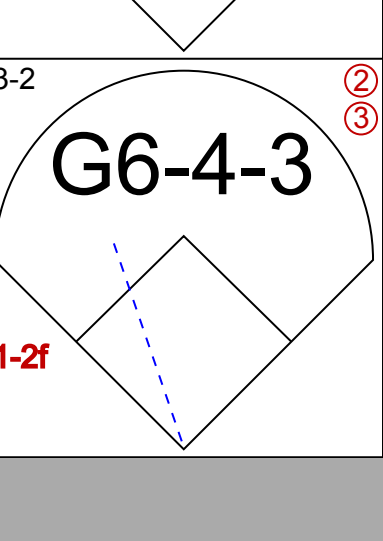
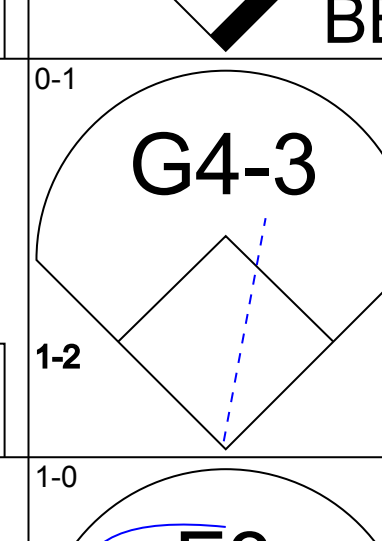
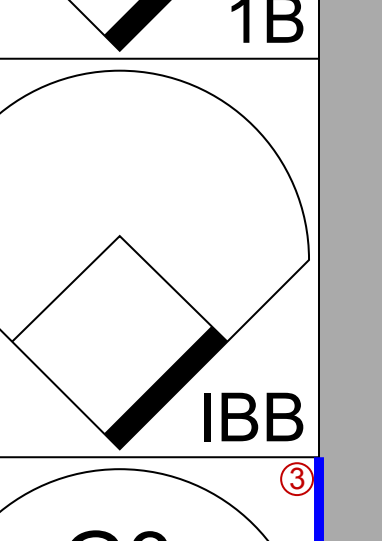
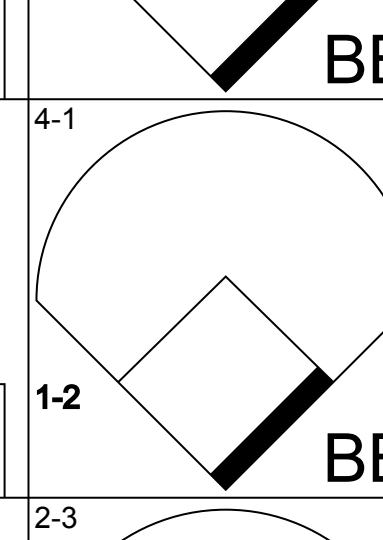
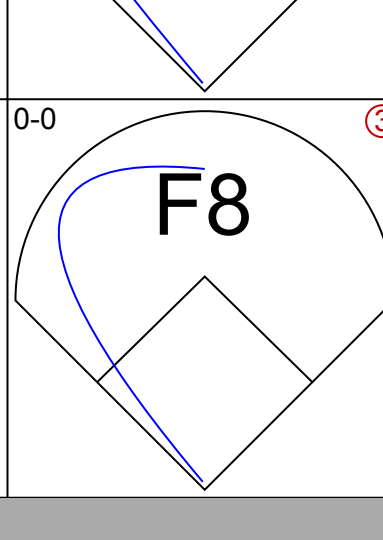
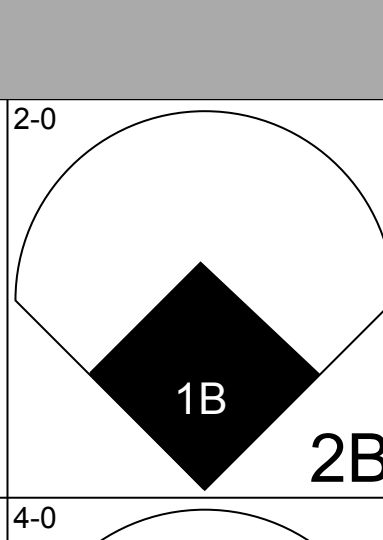
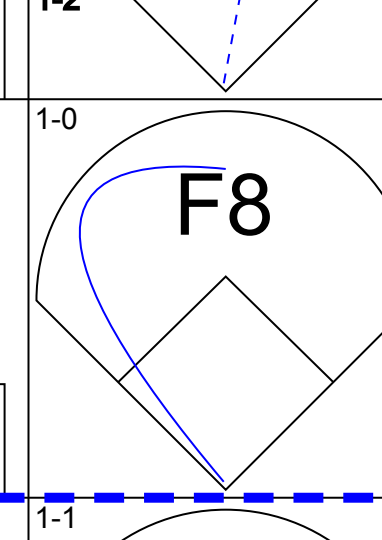
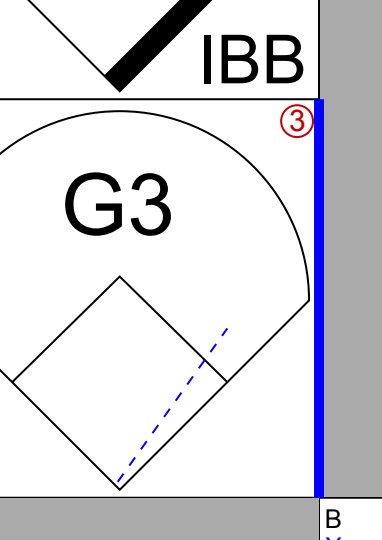
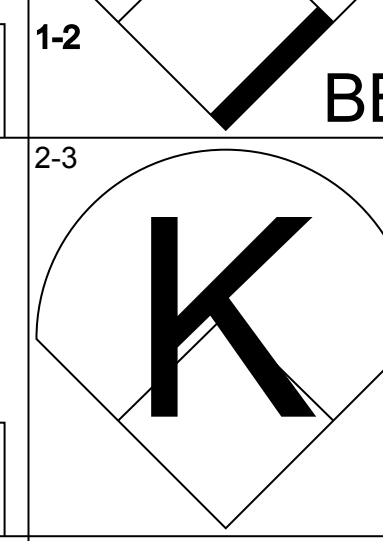
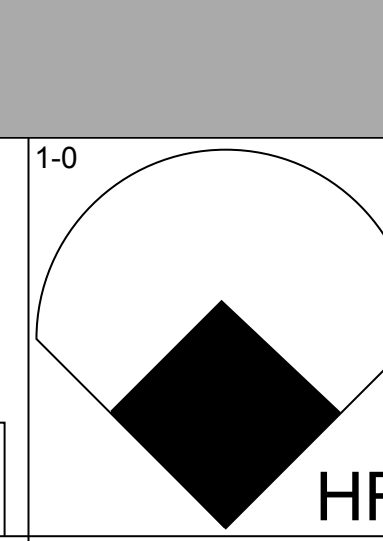
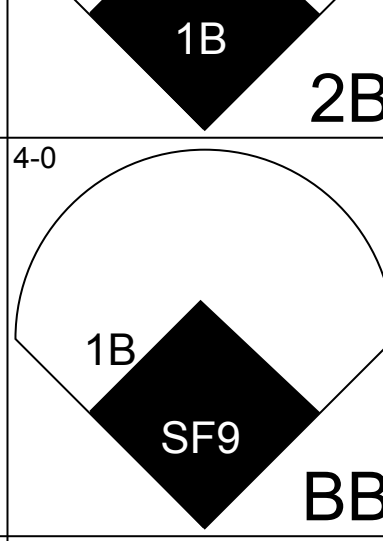
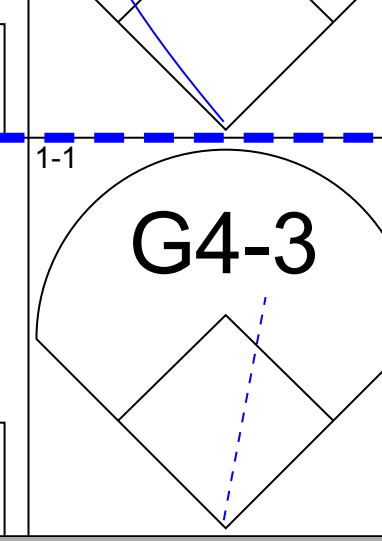
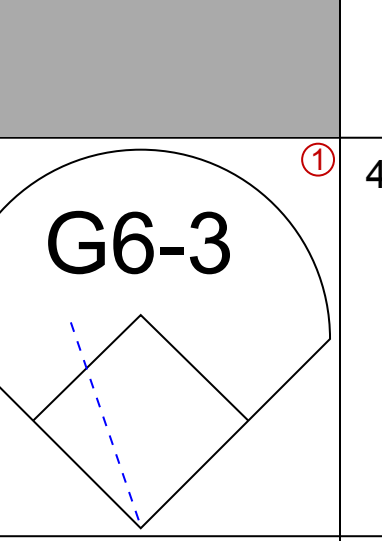
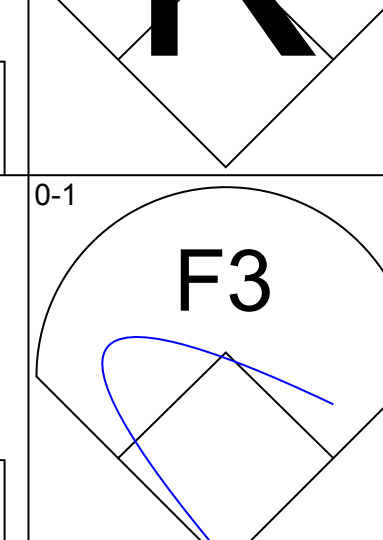
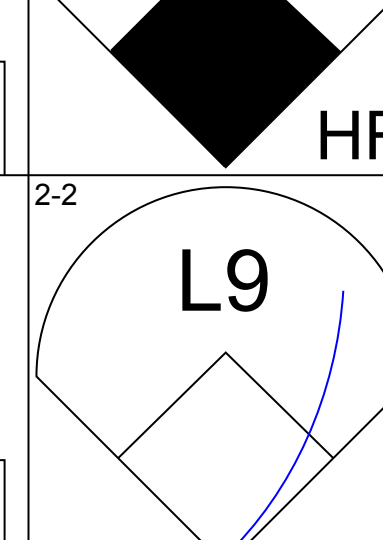
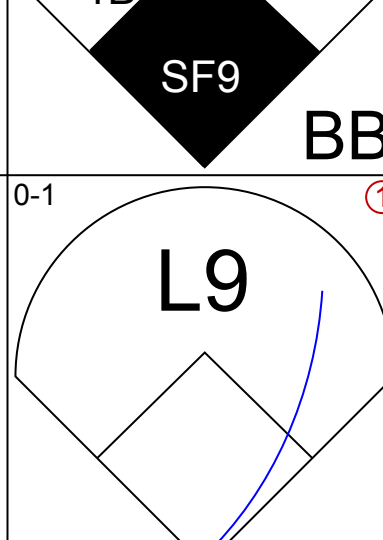
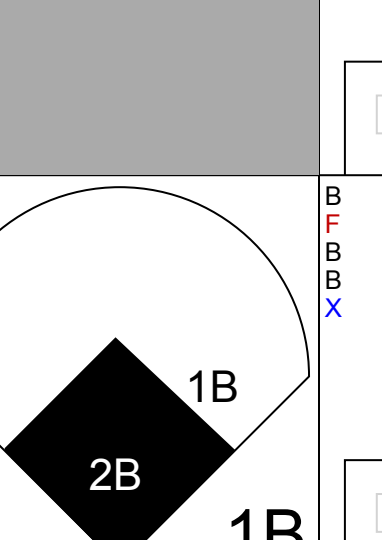
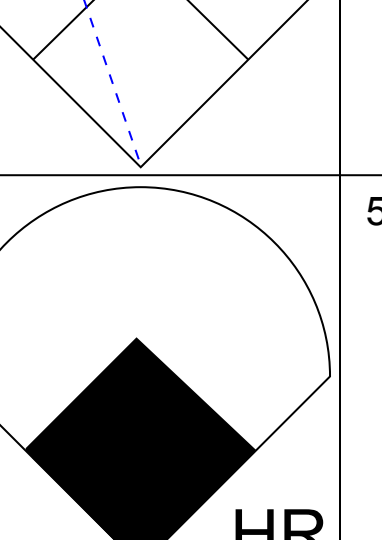
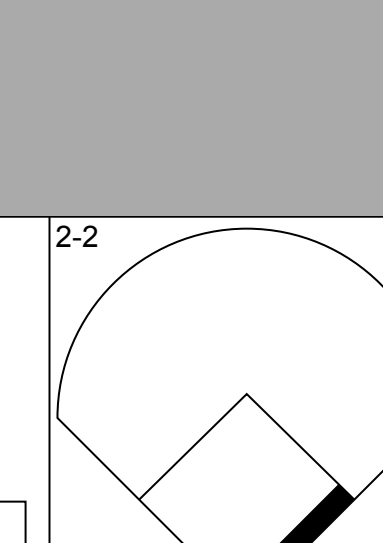
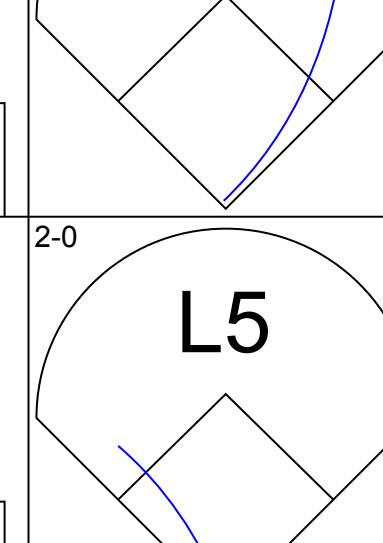
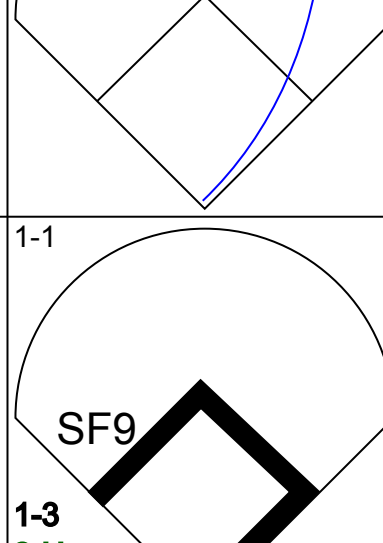
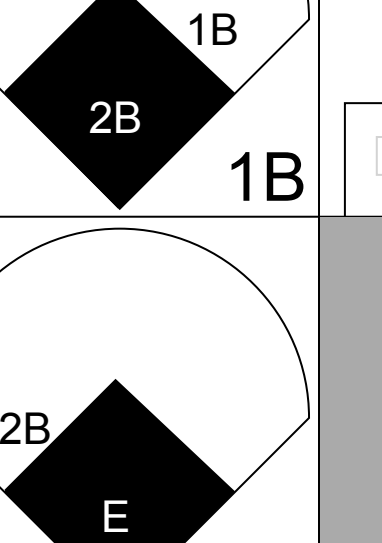
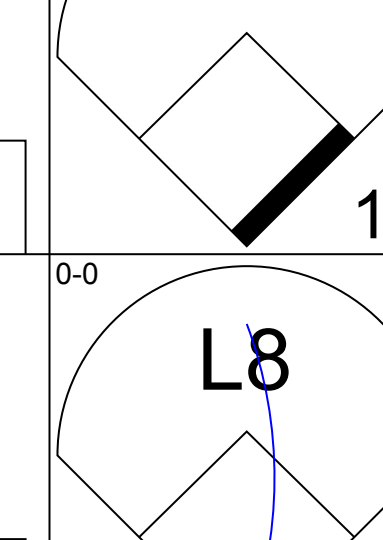
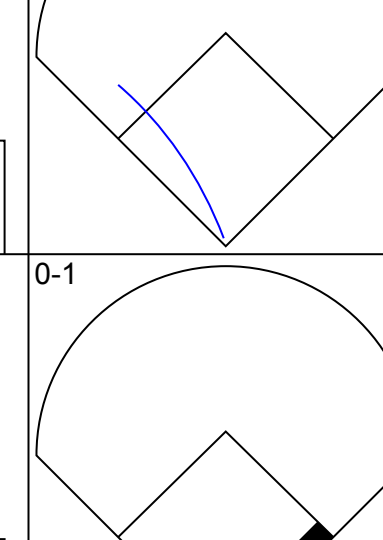
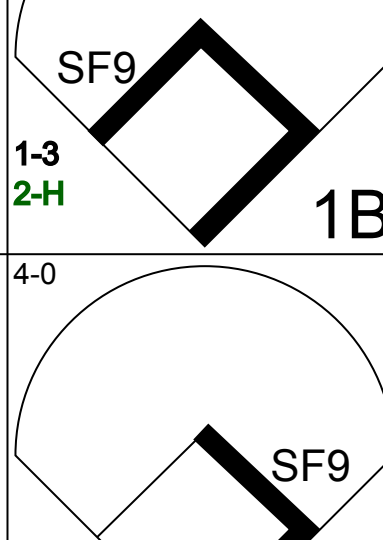
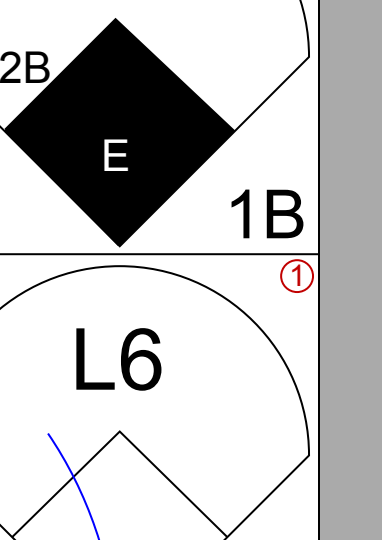
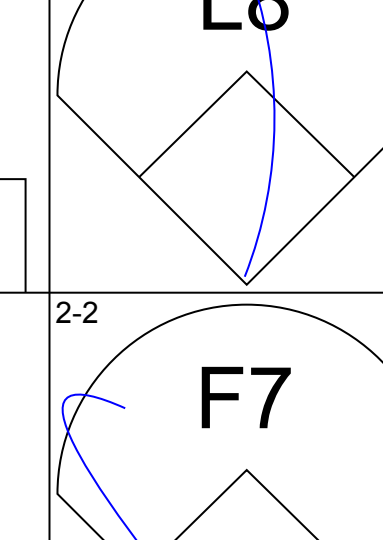
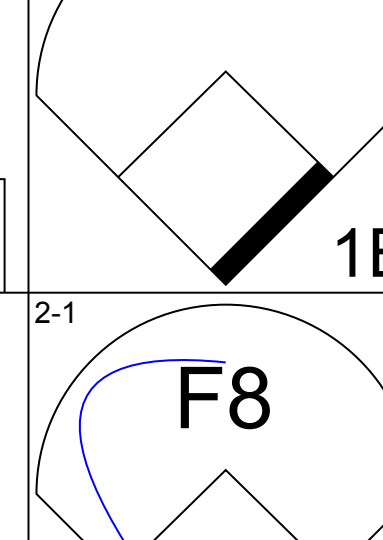
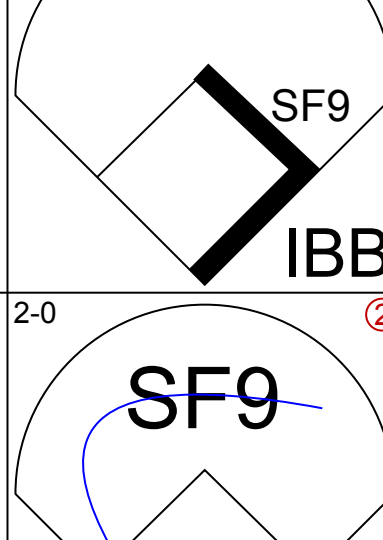
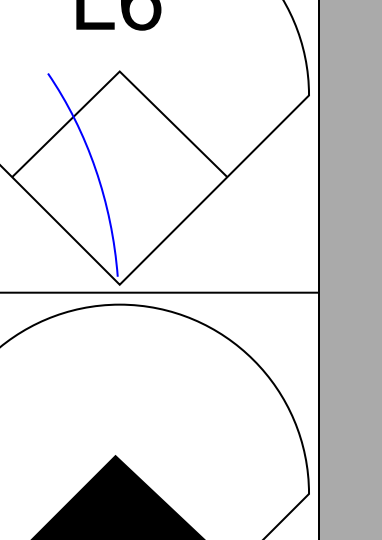
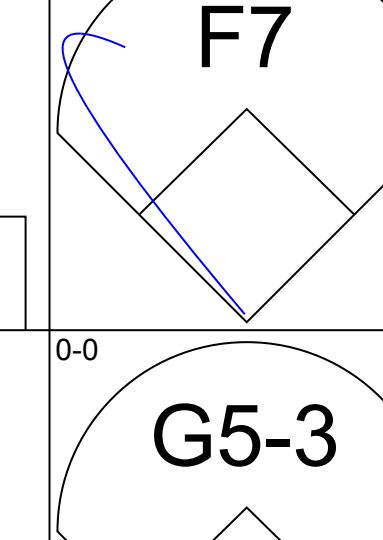
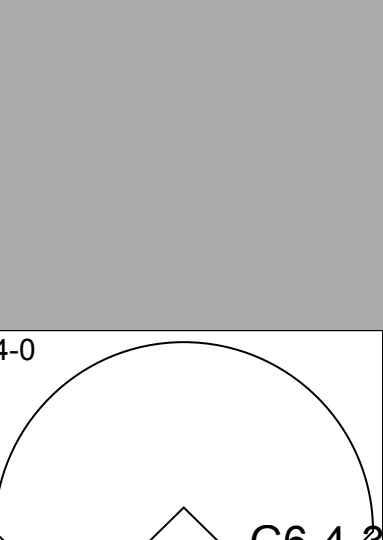
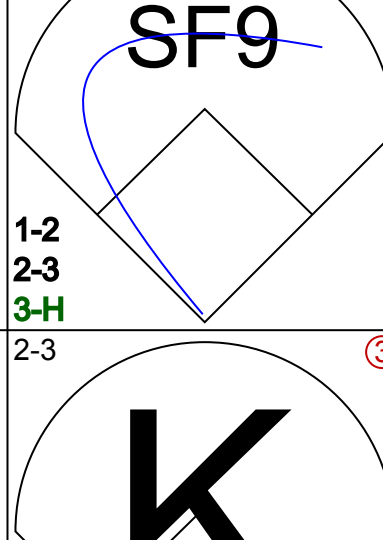
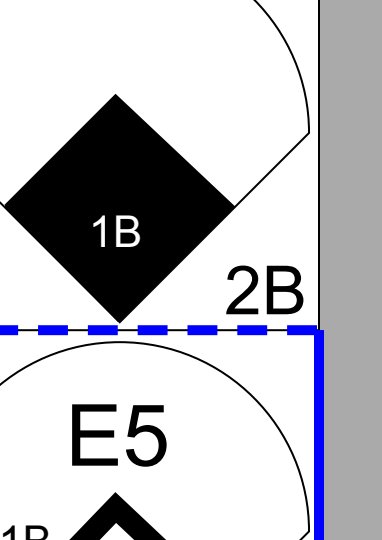
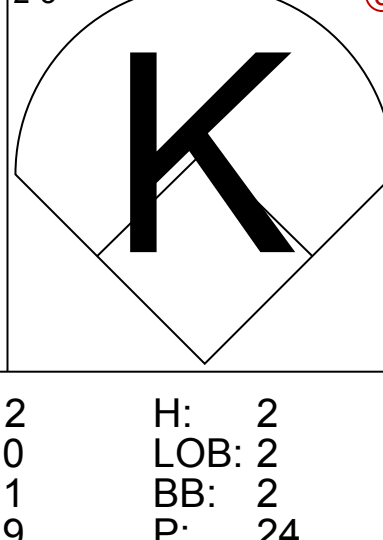
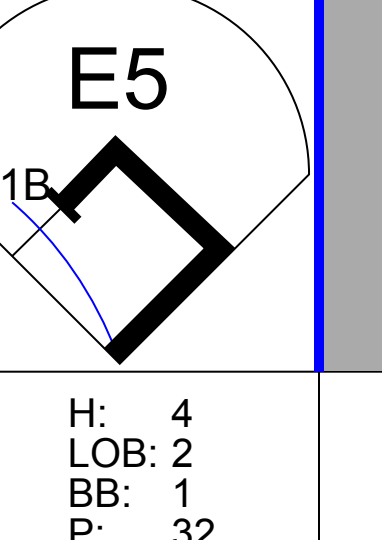




Batter	1	2	3	4	5	6	7	8	9	AB	R	H	RBI	BB	SO	LOB	TOP			
<b>Chris Stynes, R</b> OBP: 0.385, SLG: 0.484 (1, 5)										6	1	1	0	0	1	4	<b>Cincinnati Reds @ Florida Marlins</b> Pro Player Stadium, Miami, FL Sun Aug 27 2000, 4:05 PM EDT Att: 21,920 - Cloudy - 85 F			
<b>Barry Larkin, R</b> OBP: 0.389, SLG: 0.487 <b>Pokey Reese, R</b> OBP: 0.309, SLG: 0.382 (1, 6) (5, 4)										2	1	1	0	1	1	0				
<b>Ken Griffey Jr., L</b> OBP: 0.381, SLG: 0.539 (1, 8)										4	1	2	0	1	0	1				
<b>Sean Casey, L</b> OBP: 0.377, SLG: 0.449 (1, 3)										5	1	2	1	0	2	4				
<b>Dante Bichette, R</b> OBP: 0.357, SLG: 0.473 <b>Danny Graves, R</b> OBP: 0.667, SLG: 2.000 (1, 9) (8, 1)										4	1	2	5	0	1	2				
<b>Michael Tucker, L</b> OBP: 0.382, SLG: 0.530 (1, 7) (8, 9)										3	0	0	0	1	1	4				
<b>Juan Castro, R</b> OBP: 0.274, SLG: 0.344 (1, 4) (5, 6)										5	0	1	0	0	1	4				
<b>Benito Santiago, R</b> OBP: 0.302, SLG: 0.348 (1, 2)										3	0	2	0	2	0	0				
<b>Rob Bell, R</b> OBP: 0.088, SLG: 0.061 <b>Alex Ochoa, R</b> OBP: 0.358, SLG: 0.497 <b>Dennys Reyes, R</b> <b>Larry Luebbers, R</b> (1, 1) (7, PH) (7, 1) (7, 1)										3	0	0	0	0	3	4				
<b>Brian Hunter, R</b> OBP: 0.347, SLG: 0.310 (8, 7)										1	0	1	0	0	0	0				
<b>Inning Stats</b>	R: 0 E: 0 K: 3 S: 12	H: 2 LOB: 2 BB: 0 P: 19	R: 0 E: 0 K: 1 S: 11	H: 2 LOB: 2 BB: 0 P: 15	R: 1 E: 0 K: 1 S: 9	H: 2 LOB: 2 BB: 1 P: 19	R: 0 E: 0 K: 1 S: 8	H: 0 LOB: 0 BB: 0 P: 12	R: 0 E: 0 K: 2 S: 10	H: 0 LOB: 2 BB: 2 P: 23	R: 4 E: 1 K: 0 S: 12	H: 3 LOB: 2 BB: 1 P: 21	R: 1 E: 0 K: 0 S: 11	H: 2 LOB: 2 BB: 1 P: 23	R: 0 E: 0 K: 0 S: 12	H: 2 LOB: 2 BB: 0 P: 18	1B: 10 2B: 2 3B: 0 HR: 1	SF: 1 SAC: 0 DP: 0 HBP: 1	WP: 0 PB: 0 SB: 2 CS: 0	PA: 47
<b>PITCHER</b>	IP	WLS	BF	H	R	ER	SO	BB	IBB	HBP	BLK	WP	HR	S	P	ERA	WHIP			
<b>Ryan Dempster, R</b> ERA: 3.74 (1, 1)	7.0		36	9	5	4	9	2	2	1	0	0	1	71	121	5.14	1.571			
<b>Armando Almanza, L</b> ERA: 3.29 (8, 1)	1.0	W	6	2	1	1	1	0	1	0	0	0	0	11	23	9.00	2.000			
<b>Dan Miceli, R</b> ERA: 4.62 (9, 1)	1.0		5	2	0	0	0	0	0	0	0	0	0	12	18	0.00	2.000			

AB	40
R	6
H	13
RBI	6
BB	5
SO	10
LOB	28



Batter	1	2	3	4	5	6	7	8	9	AB	R	H	RBI	BB	SO	LOB	BOTTOM					
<b>Luis Castillo, S</b> OBP: 0.435, SLG: 0.403 (1, 4)										4	0	1	1	1	1	1	<b>Cincinnati Reds @ Florida Marlins</b> Pro Player Stadium, Miami, FL Sun Aug 27 2000, 4:05 PM EDT Att: 21,920 - Cloudy - 85 F					
<b>Mark Kotsay, L</b> OBP: 0.332, SLG: 0.438 (1, 9)										3	0	0	0	2	0	2						
<b>Henry Rodriguez, L</b> OBP: 0.325, SLG: 0.500 <b>Dan Miceli, R</b> (1, 7) (9, 1)										4	1	1	0	1	0	3						
<b>Preston Wilson, R</b> OBP: 0.318, SLG: 0.448 (1, 8)										4	2	1	1	1	1	3						
<b>Mike Lowell, R</b> OBP: 0.336, SLG: 0.479 (1, 5)										5	2	2	1	0	0	4						
<b>Derrek Lee, R</b> OBP: 0.377, SLG: 0.515 (1, 3)										4	1	3	1	0	0	0						
<b>Andy Fox, L</b> OBP: 0.303, SLG: 0.341 (1, 6)										3	0	1	0	1	0	3						
<b>Mike Redmond, R</b> OBP: 0.327, SLG: 0.316 <b>Mark Smith, R</b> OBP: 0.344, SLG: 0.441 (1, 2) (8, PH) (9, 7)										2	0	0	1	0	0	2						
<b>Ryan Dempster, R</b> OBP: 0.095, SLG: 0.113 <b>Armando Almanza, L</b> (1, 1) (8, 1)										2	0	0	0	1	1	3						
<b>Kevin Millar, R</b> OBP: 0.391, SLG: 0.532 <b>Jesus Sanchez, L</b> OBP: 0.222, SLG: 0.222 <b>Ramon Castro, R</b> OBP: 0.357, SLG: 0.338 (8, PH) (8, PR) (9, 2)										1	0	0	1	0	0	1						
<b>Inning Stats</b>	R: 0 E: 0 K: 1 S: 10	H: 0 LOB: 2 BB: 2 P: 20	R: 0 E: 0 K: 0 S: 11	H: 1 LOB: 1 BB: 0 P: 15	R: 0 E: 0 K: 0 S: 3	H: 0 LOB: 0 BB: 0 P: 3	R: 1 E: 0 K: 0 S: 9	H: 2 LOB: 1 BB: 0 P: 16	R: 0 E: 0 K: 1 S: 6	H: 0 LOB: 0 BB: 1 P: 15	R: 2 E: 0 K: 1 S: 9	H: 2 LOB: 2 BB: 2 P: 24	R: 0 E: 0 K: 0 S: 5	H: 0 LOB: 1 BB: 1 P: 11	R: 3 E: 1 K: 0 S: 17	H: 4 LOB: 2 BB: 1 P: 32	R: 1 E: 0 K: 0 S: 3	H: 1 LOB: 0 BB: 0 P: 7	1B: 6 2B: 2 3B: 0 HR: 2	SF: 1 SAC: 0 DP: 1 HBP: 0	WP: 0 PB: 0 SB: 0 CS: 0	PA: 41
<b>PITCHER</b>	IP	WLS	BF	H	R	ER	SO	BB	IBB	HBP	BLK	WP	HR	S	P	ERA	WHIP					
<b>Rob Bell, R</b> ERA: 4.95 (1, 1)	6.0		27	5	3	3	3	4	1	0	0	0	0	3	8	0.00	1.500					
<b>Dennys Reyes, L</b> ERA: 5.65 (7, 1)	0.2	H	3	0	0	0	0	1	0	0	0	0	0	3	8	0.00	1.500					
<b>Larry Luebbers, R</b> ERA: 6.11 (7, 1)	0.2	H	5	3	3	3	0	0	0	0	0	0	0	12	17	40.50	4.500					
<b>Danny Graves, R</b> ERA: 2.53 (8, 1)	1.0	L	6	2	1	1	0	0	1	0	0	0	1	10	25	9.00	2.000					

AB	33
R	7
H	10
RBI	7
BB	7
SO	3
LOB	22





Batter	1	2	3	4	5	6	7	8	9	AB	R	H	RBI	BB	SO	LOB	TOP										
<b>Pokey Reese, R</b> OBP: 0.308, SLG: 0.387 (1, 4)	2-1 HR	2-1 G5-3			0-2 F8		1-2 L4		3-2 G1-3	5	1	1	1	0	0	0	<b>Cincinnati Reds @ Atlanta Braves</b> Turner Field, Atlanta, GA Mon Aug 28 2000, 7:40 PM EDT Att: 35,048 - Sunny - 84 F										
<b>Chris Stynes, R</b> OBP: 0.385, SLG: 0.482 (1, 5)	0-0 1B	1-0 F9			0-0 F7		1-1 P4		2-2 1B	5	1	2	0	0	0	0											
<b>Ken Griffey Jr., L</b> OBP: 0.382, SLG: 0.541 (1, 8)	4-2 1B	0-3 K			0-0 1B		1-0 2B		0-1 F9	4	1	2	0	1	1	1											
<b>Dante Bichette, R</b> OBP: 0.358, SLG: 0.474 <b>Michael Tucker, L</b> OBP: 0.382, SLG: 0.530 (8, 9)	1-1 1B		1-2 FC6-4		0-3 K		1-0 P6			4	1	2	1	0	1	2											
<b>Sean Casey, L</b> OBP: 0.376, SLG: 0.447 (1, 3)	0-1 1B		0-0 FC6-4		2-2 F7		0-0 G1-3			4	1	1	0	0	0	1											
<b>Dmitri Young, S</b> OBP: 0.340, SLG: 0.487 <b>Brian Hunter, R</b> OBP: 0.347, SLG: 0.310 (1, 7) (9, 7)	1-2 1B		1-1 G4-6-3		0-2 G2-3		1-2 F8			4	0	1	2	0	0	1											
<b>Juan Castro, R</b> OBP: 0.288, SLG: 0.338 (1, 6)	2-1 SF9		2-3 K		0-0 E5		0-0 F8			3	0	0	1	0	1	0											
<b>Jason LaRue, R</b> OBP: 0.288, SLG: 0.392 (1, 2)	0-1 1B		1-2 G6-3		4-0 IBB		0-1 HR			3	1	2	1	1	0	0											
<b>Ron Villone, L</b> OBP: 0.121, SLG: 0.152 (1, 1)	0-1 G5-3		0-0 G5-3		0-1 F2		0-0 G6-3			4	0	0	0	0	0	3											
<b>Inning Stats</b>	R: 5 E: 1 K: 0 S: 18	H: 6 LOB: 1 BB: 1 P: 28	R: 0 E: 0 K: 1 S: 6	H: 0 LOB: 0 BB: 0 P: 9	R: 0 E: 0 K: 1 S: 6	H: 1 LOB: 0 BB: 0 P: 8	R: 0 E: 0 K: 1 S: 7	H: 0 LOB: 0 BB: 0 P: 10	R: 0 E: 0 K: 1 S: 8	H: 1 LOB: 1 BB: 1 P: 15	R: 0 E: 0 K: 0 S: 7	H: 0 LOB: 0 BB: 0 P: 11	R: 0 E: 0 K: 0 S: 7	H: 0 LOB: 0 BB: 0 P: 8	R: 1 E: 0 K: 0 S: 12	H: 2 LOB: 1 BB: 0 P: 17		1B: 7 2B: 2 3B: 0 HR: 2	SF: 1 SAC: 0 DP: 1 HBP: 0	WP: 0 PB: 0 SB: 0 CS: 0	PA: 39						
<b>PITCHER</b>	IP	WLS	BF	H	R	ER	SO	BB	IBB	HBP	BLK	WP	HR	S	P	ERA	WHIP										
<b>Greg Maddux, R</b> ERA: 3.2 <b>Scott Kamieniecki, R</b> ERA: 4.62 <b>John Rocker, L</b> ERA: 3.83	(1, 1) (9, 1) (9, 1)	8.0 0.2 0.1	L 4 1	34 2 0	9 1 0	5 1 0	3 1 0	1 0 0	1 0 0	0 0 0	0 0 0	0 0 0	1 1 0	68 10 2	97 15 2	5.62 13.50 0.00	1.250 3.000 0.000										

AB	36
R	6
H	11
RBI	6
BB	2
SO	3
LOB	8



Batter	1	2	3	4	5	6	7	8	9	AB	R	H	RBI	BB	SO	LOB	BOTTOM											
<b>Rafael Furcal, S</b> OBP: 0.378, SLG: 0.355 (1, 4)	1-3 K		2-1 1B			4-0 10 WP 10 SF9 F9 BB		1-0 P4		3	1	1	0	1	1	0	<b>Cincinnati Reds @ Atlanta Braves</b> Turner Field, Atlanta, GA Mon Aug 28 2000, 7:40 PM EDT Att: 35,048 - Sunny - 84 F											
<b>Andruw Jones, R</b> OBP: 0.374, SLG: 0.541 (1, 8)	2-2 F9		2-3 K		0-0 F9		0-0 G6-3			4	0	0	0	0	1	2												
<b>10 Chipper Jones, S</b> OBP: 0.393, SLG: 0.567 (1, 5)	2-2 G6-3		0-0 G5-3		1-1 SF9		4-1 G5-3 2B BB			2	1	0	1	1	0	0												
<b>Andres Galarraga, R</b> OBP: 0.367, SLG: 0.526 (1, 3)		2-3 K		2-2 F9		1-1 G4-3		0-0 F8		4	0	0	0	0	1	1												
<b>Brian Jordan, R</b> OBP: 0.322, SLG: 0.439 (1, 9)		0-0 G4-6-3		0-1 G6-3		1-0 G6-3		1-2 G5-3		4	0	1	0	0	0	1												
<b>B.J. Surhoff, L</b> OBP: 0.344, SLG: 0.447 (1, 7)		0-2 G4-6-3		0-0 G5-3		1-2 G3		1-0 2B		4	0	1	1	0	0	1												
<b>Walt Weiss, S</b> OBP: 0.384, SLG: 0.346 (1, 6)			2-3 K		4-1 BB		0-1 1B		1-2 F8	3	0	1	0	1	1	1												
<b>Paul Bako, L</b> OBP: 0.316, SLG: 0.312 <b>Javy Lopez, R</b> OBP: 0.334, SLG: 0.492 (7, PH) (8, 2)			1-2 HR		0-0 F8		2-3 K			2	1	1	1	0	0	1												
<b>Greg Maddux, R</b> OBP: 0.238, SLG: 0.250 <b>Reggie Sanders, R</b> OBP: 0.239, SLG: 0.297 <b>Scott Kamieniecki, R</b> <b>John Rocker, R</b> (1, 1) (8, PH) (9, 1) (9, 1)			0-2 G3-1		1-2 F9		1-0 F9			2	0	0	0	0	0	1												
<b>Inning Stats</b>	R: 0 E: 0 K: 1 S: 10	H: 0 LOB: 0 BB: 0 P: 15	R: 0 E: 0 K: 1 S: 7	H: 1 LOB: 0 BB: 0 P: 9	R: 1 E: 0 K: 2 S: 14	H: 2 LOB: 1 BB: 0 P: 21	R: 0 E: 0 K: 0 S: 8	H: 0 LOB: 0 BB: 0 P: 10	R: 0 E: 0 K: 0 S: 6	H: 0 LOB: 1 BB: 1 P: 11	R: 1 E: 0 K: 0 S: 5	H: 0 LOB: 0 BB: 1 P: 11	R: 0 E: 0 K: 1 S: 9	H: 1 LOB: 0 BB: 0 P: 13	R: 0 E: 0 K: 0 S: 3	H: 0 LOB: 0 BB: 0 P: 5		R: 1 E: 0 K: 0 S: 10	H: 1 LOB: 1 BB: 1 P: 17	1B: 3 2B: 1 3B: 0 HR: 1	SF: 1 SAC: 0 DP: 1 HBP: 0	WP: 1 PB: 0 SB: 0 CS: 0	PA: 34					
<b>PITCHER</b>	IP	WLS	BF	H	R	ER	SO	BB	IBB	HBP	BLK	WP	HR	S	P	ERA	WHIP											
<b>Ron Villone, L</b> ERA: 5.37	(1, 1)	9.0	W	34	5	3	3	5	3	0	0	0	1	1	72	112	3.00	0.889										

AB	30
R	3
H	5
RBI	3
BB	3
SO	5
LOB	9





Batter	1	2	3	4	5	6	7	8	9	AB	R	H	RBI	BB	SO	LOB	TOP										
<b>Pokey Reese, R</b> OBP: 0.309, SLG: 0.390 (1, 4)	G6-3		2B		K		1B		G5-3	5	1	2	0	0	1	1	<b>Cincinnati Reds @ Atlanta Braves</b> Turner Field, Atlanta, GA Tue Aug 29 2000, 7:40 PM EDT Att: 34,347 - Overcast - 82 F										
<b>Chris Stynes, R</b> OBP: 0.385, SLG: 0.481 (1, 5)	K		G3-1				1B		G1-3	5	1	2	0	0	1	1											
<b>Ken Griffey Jr., L</b> OBP: 0.383, SLG: 0.539 (1, 8)	G3			1B	K		FC8-6		G4-3	5	0	2	2	0	1	2											
<b>Dante Bichette, R</b> OBP: 0.356, SLG: 0.469 <b>Brian Hunter, R</b> OBP: 0.347, SLG: 0.310 (9, 7)		K		K		K	FC8-6			4	0	0	1	0	3	2											
<b>Sean Casey, L</b> OBP: 0.374, SLG: 0.444 (1, 3)		F7		F7		G5-3	1B			4	0	1	0	0	0	1											
<b>Dmitri Young, S</b> OBP: 0.343, SLG: 0.495 <b>Scott Sullivan, R</b> OBP: 0.333, SLG: 0.333 <b>Michael Tucker, L</b> OBP: 0.382, SLG: 0.530 (9, 9)				1B		HR	F8			3	1	2	1	1	0	2											
<b>Juan Castro, R</b> OBP: 0.282, SLG: 0.329 (1, 6)				1B		F9				0	0	0	0	0	0	0											
<b>Jason LaRue, R</b> OBP: 0.250, SLG: 0.364 (1, 2)			G6-3		G5-3		K		K	4	0	0	0	0	2	0											
<b>Steve Parris, R</b> OBP: 0.128, SLG: 0.174 <b>Alex Ochoa, R</b> OBP: 0.360, SLG: 0.497 (7, PH)			G5-3				1B		F8	2	0	1	0	0	0	0											
<b>Danny Graves, R</b> OBP: 0.667, SLG: 2.000 (9, 1)					1B		1B			2	1	1	0	0	0	0											
<b>Inning Stats</b>	R: 0 E: 0 K: 1 S: 7	H: 0 LOB: 0 BB: 0 P: 10	R: 0 E: 0 K: 2 S: 8	H: 0 LOB: 1 BB: 1 P: 15	R: 0 E: 0 K: 0 S: 7	H: 1 LOB: 1 BB: 0 P: 9	R: 0 E: 0 K: 1 S: 15	H: 2 LOB: 2 BB: 0 P: 24	R: 0 E: 0 K: 2 S: 10	H: 2 LOB: 2 BB: 0 P: 16	R: 1 E: 0 K: 1 S: 11	H: 1 LOB: 0 BB: 0 P: 14	R: 3 E: 0 K: 1 S: 14	H: 5 LOB: 2 BB: 0 P: 25	R: 0 E: 0 K: 2 S: 9	H: 0 LOB: 0 BB: 0 P: 11	R: 0 E: 0 K: 0 S: 10	H: 0 LOB: 0 BB: 0 P: 16	1B: 9 2B: 1 3B: 0 HR: 1	SF: 0 SAC: 0 DP: 0 HBP: 0	WP: 0 PB: 0 SB: 0 CS: 0	PA: 39					
<b>PITCHER</b>	IP	WLS	BF	H	R	ER	SO	BB	IBB	HBP	BLK	WP	HR	S	P	ERA	WHIP										
<b>Andy Ashby, R</b> ERA: 5.15 (1, 1)	6.0		25	6	1	1	7	1	0	0	0	0	1	58	88	1.50	1.167										
<b>Mike Remlinger, L</b> ERA: 3.57 (7, 1)	0.1	L	5	4	3	3	1	0	0	0	0	0	0	10	17	81.00	12.000										
<b>Kerry Ligtenberg, R</b> ERA: 3.61 (7, 1)	0.2		3	1	0	0	0	0	0	0	0	0	0	4	8	0.00	1.500										
<b>Terry Mulholland, L</b> ERA: 5.3 (8, 1)	2.0		6	0	0	0	2	0	0	0	0	0	0	19	27	0.00	0.000										

AB	38
R	4
H	11
RBI	4
BB	1
SO	10
LOB	12

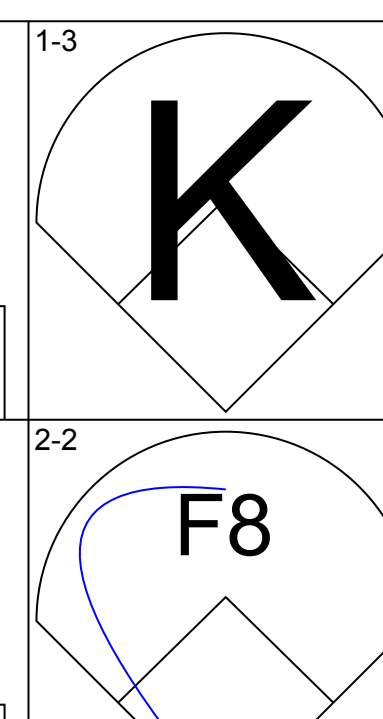
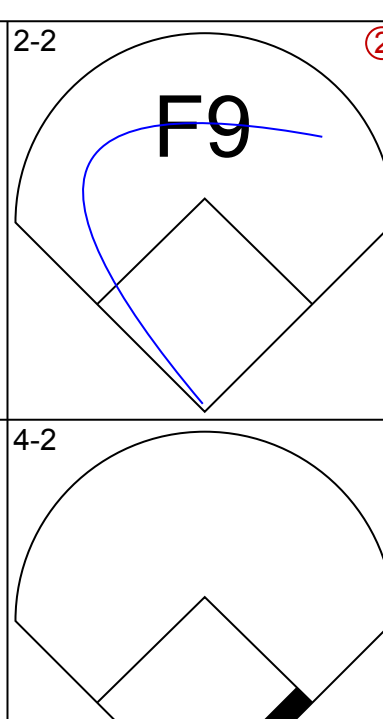
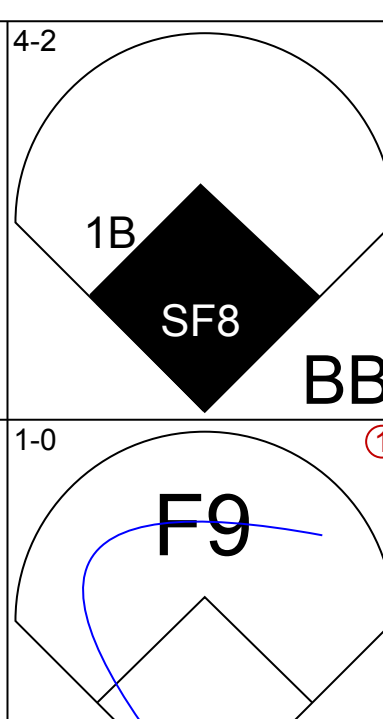
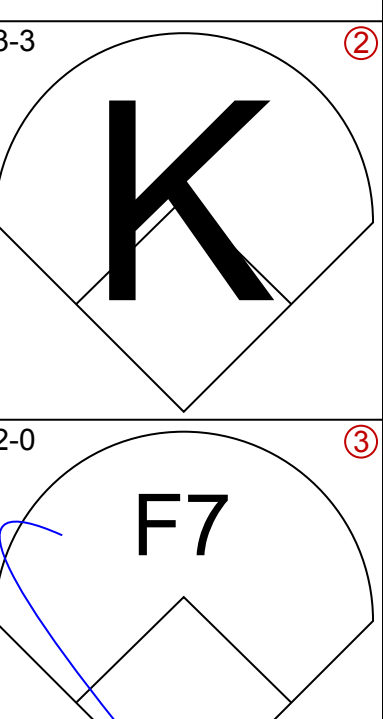
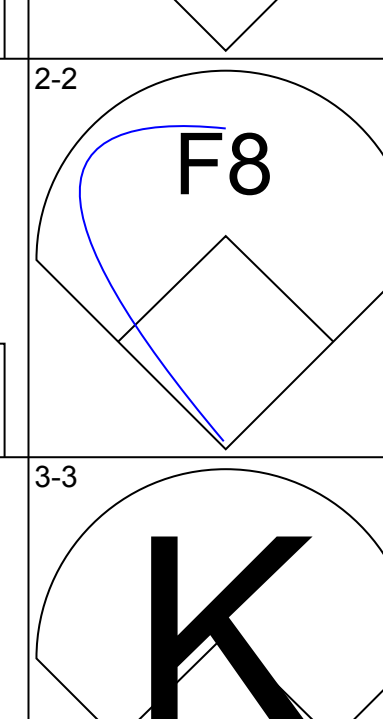
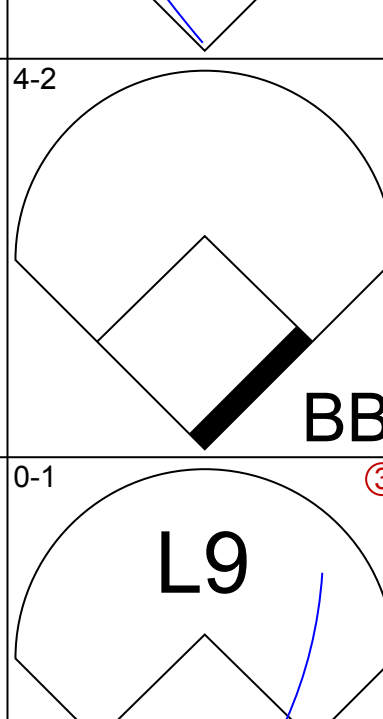
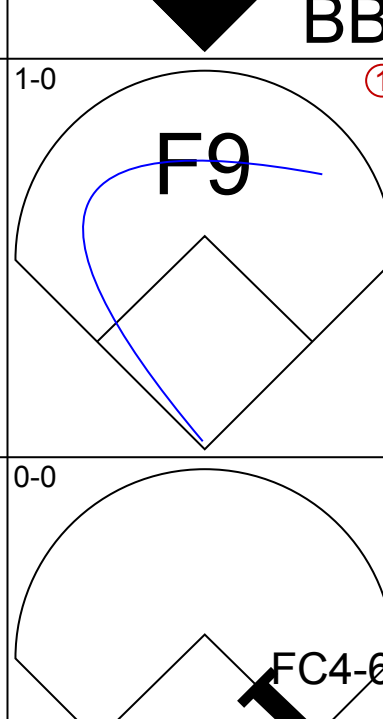
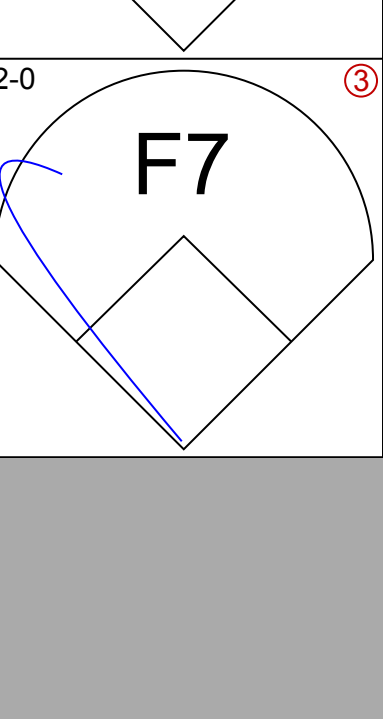
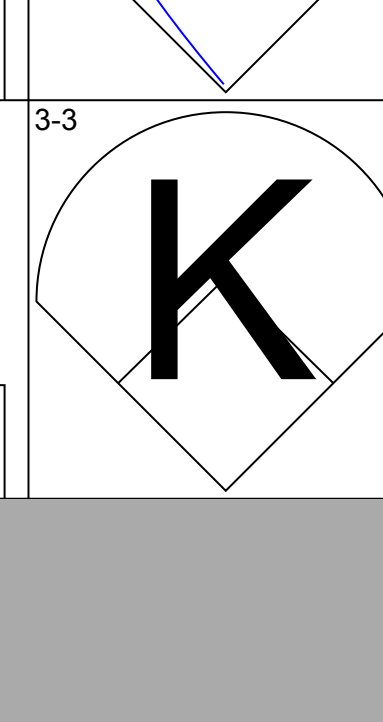
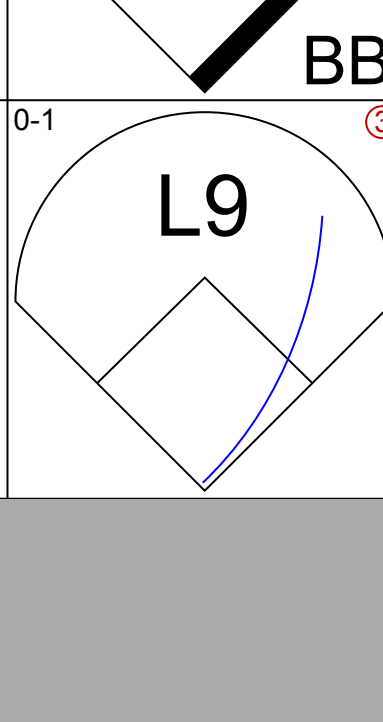
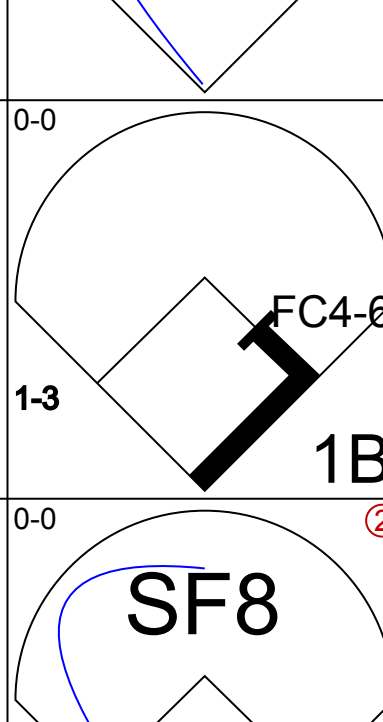
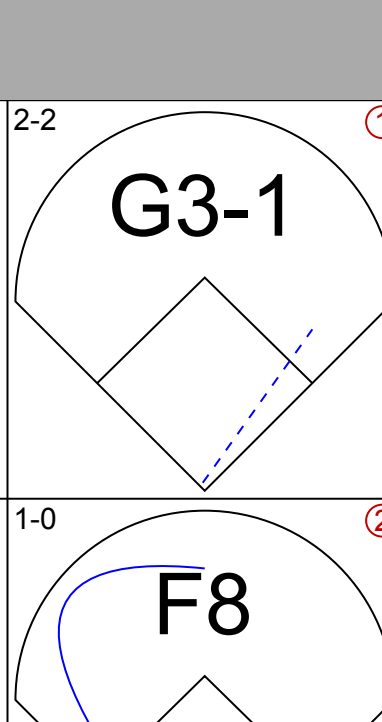
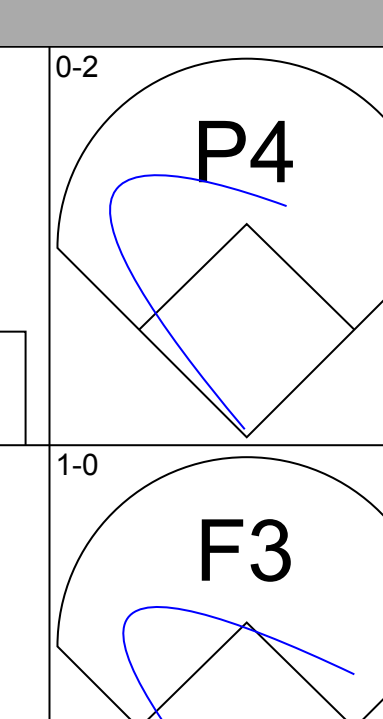
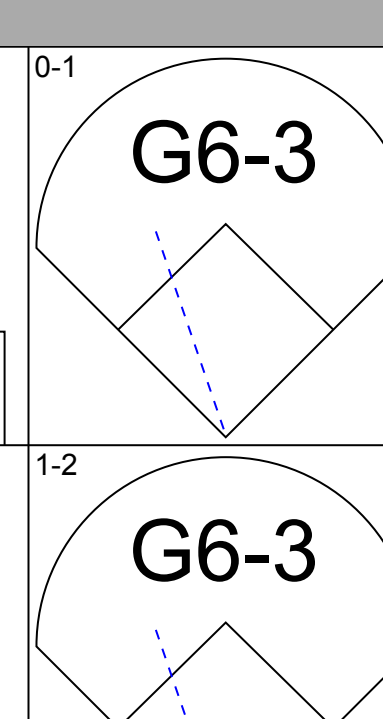
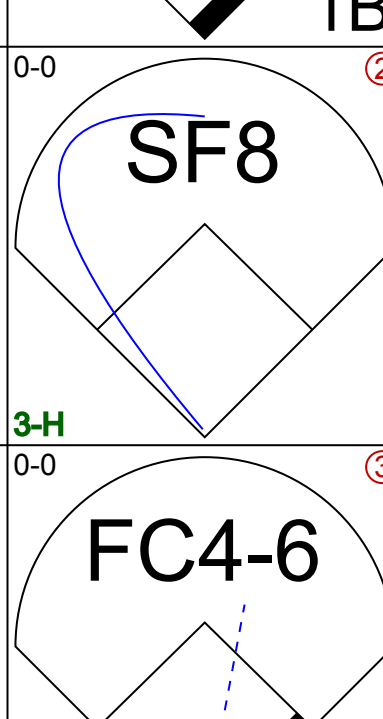
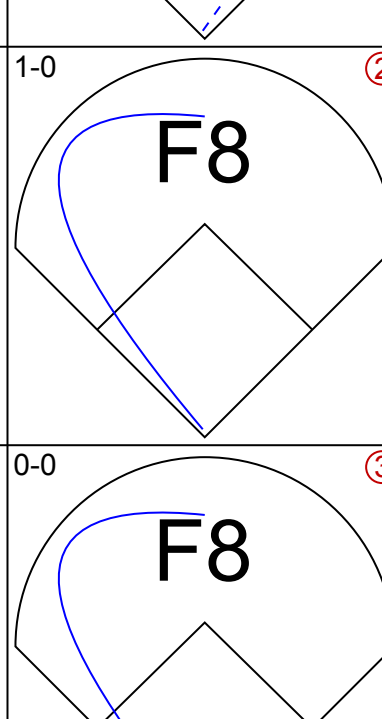
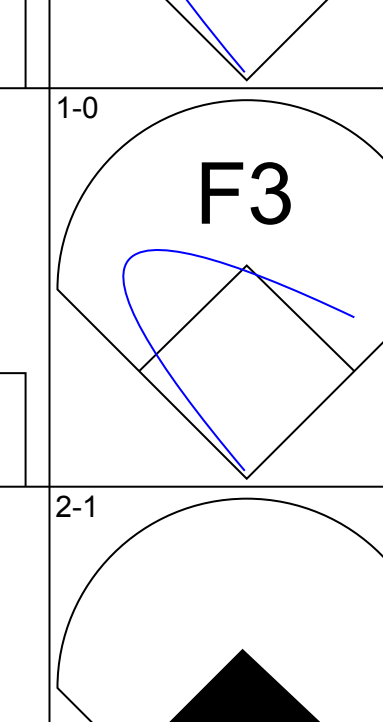
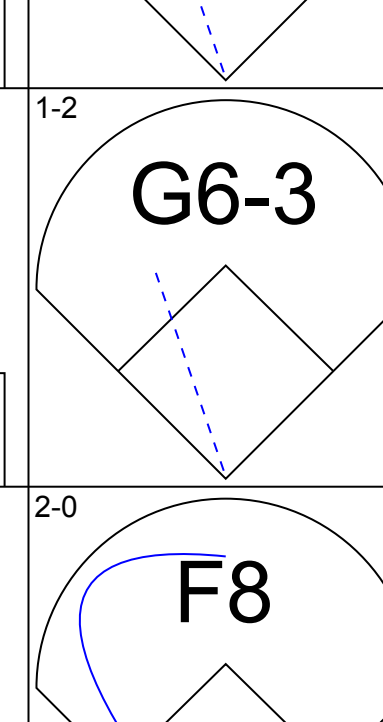
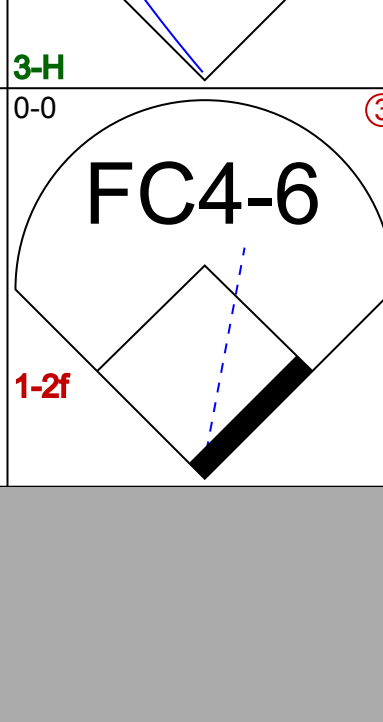
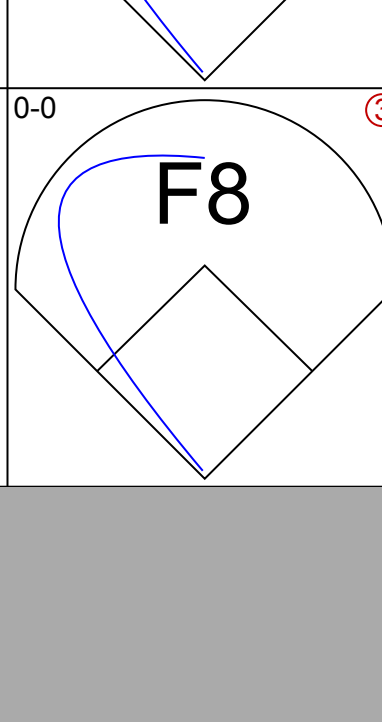
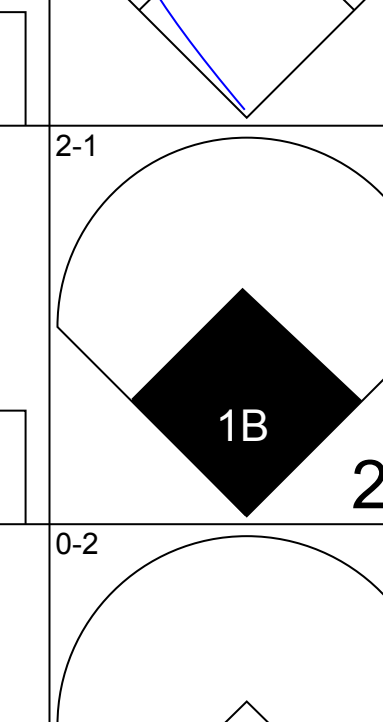
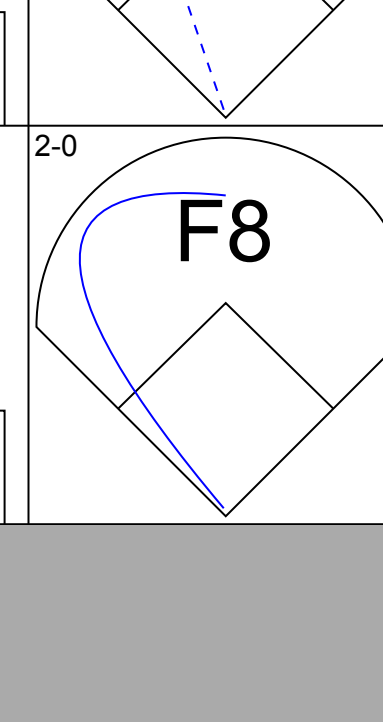
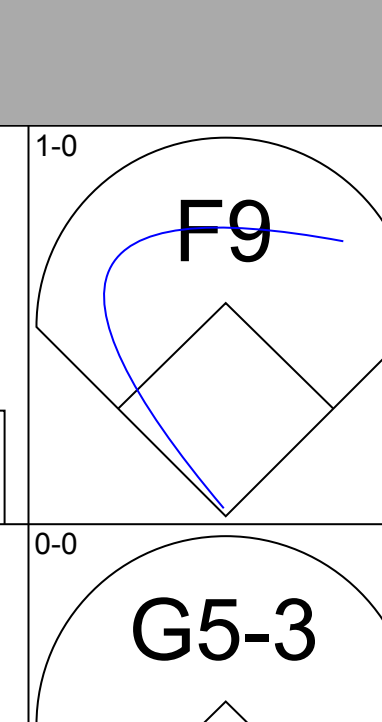
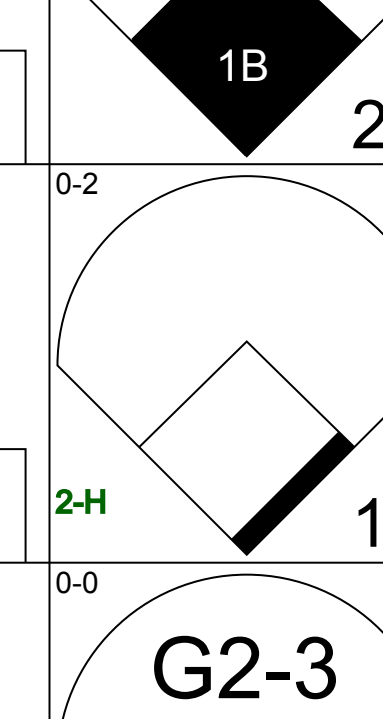
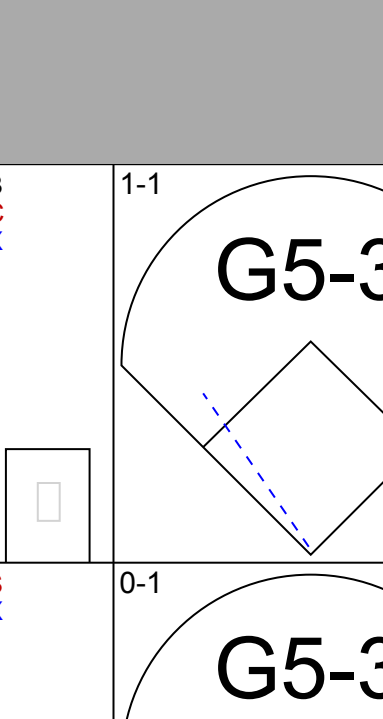
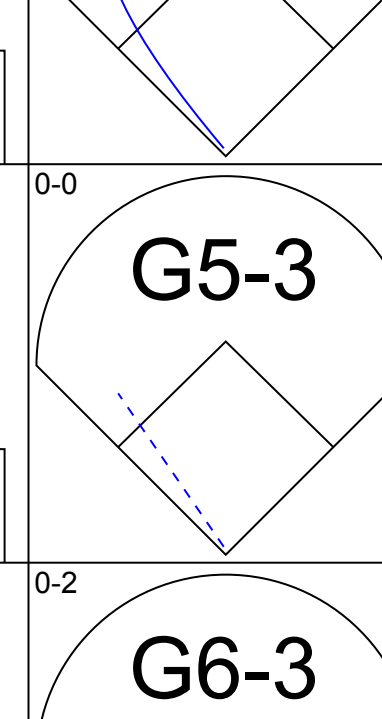
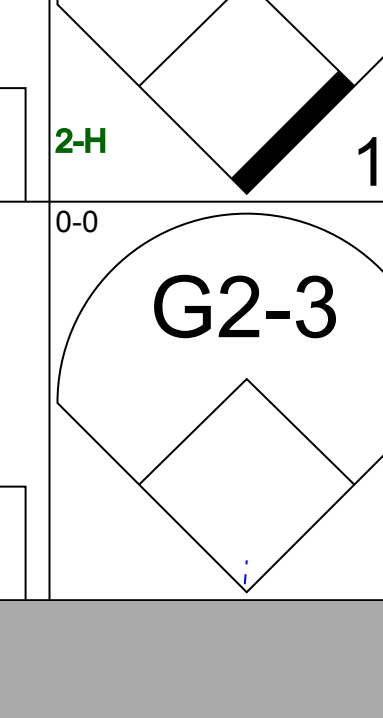
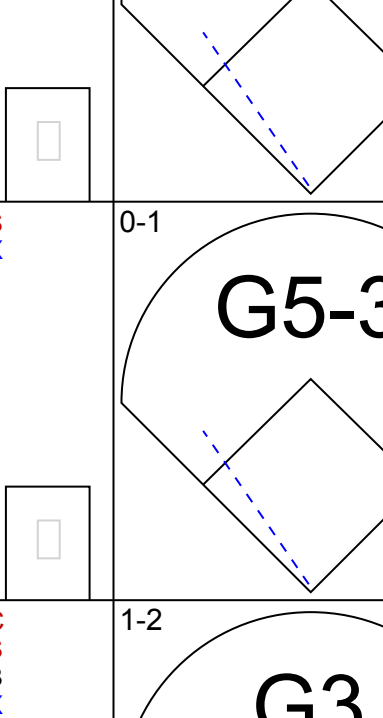
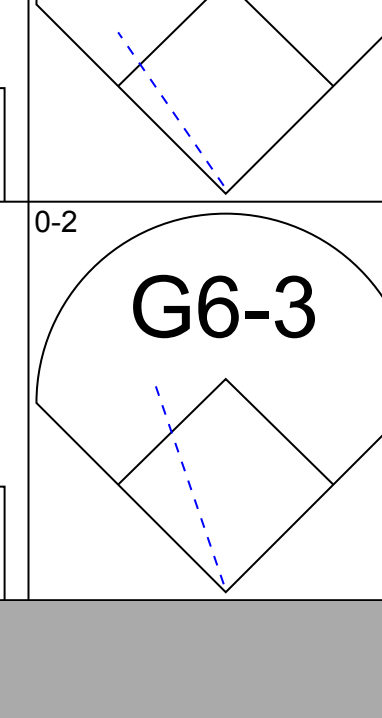
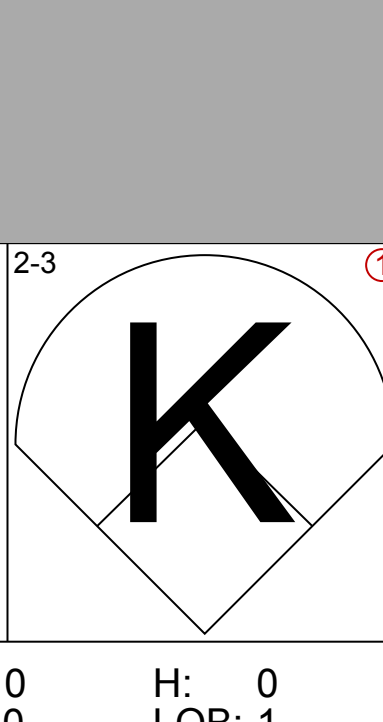
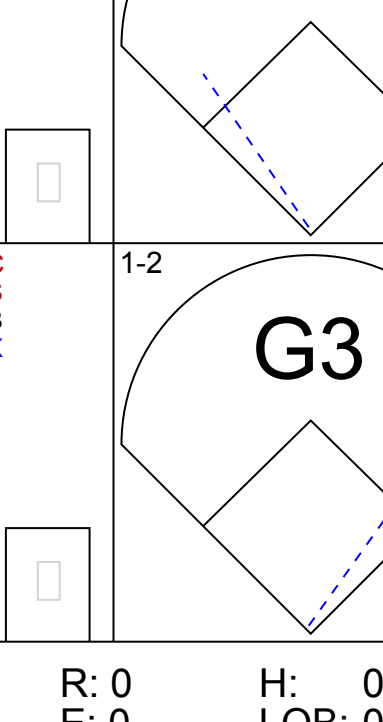
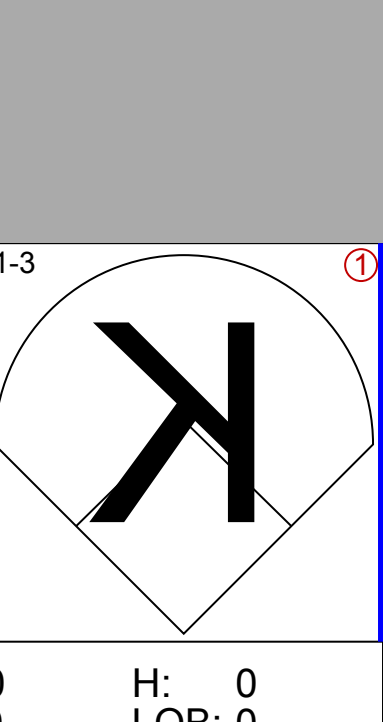


Batter	1	2	3	4	5	6	7	8	9	AB	R	H	RBI	BB	SO	LOB	BOTTOM										
<b>Rafael Furcal, S</b> OBP: 0.379, SLG: 0.355 (1, 6)	10 F9 1B		WP S BB		K		G3-6			3	0	1	0	1	1	1	<b>Cincinnati Reds @ Atlanta Braves</b> Turner Field, Atlanta, GA Tue Aug 29 2000, 7:40 PM EDT Att: 34,347 - Overcast - 82 F										
<b>Andruw Jones, R</b> OBP: 0.373, SLG: 0.539 (1, 8)	F7		P4		10 S 1B				P6	4	0	1	0	0	2												
<b>10 Chipper Jones, S</b> OBP: 0.390, SLG: 0.563 (1, 5)	F9		F7		G6-3				F9	4	0	0	0	0	3												
<b>B.J. Surhoff, L</b> OBP: 0.342, SLG: 0.443 (1, 7)	K2-3			F7		G3			F2	4	0	0	0	0	1												
<b>Andres Galarraga, R</b> OBP: 0.371, SLG: 0.533 (1, 3)		1B		1B		G5-3	E		K	4	1	3	0	0	1	0											
<b>Javy Lopez, R</b> OBP: 0.333, SLG: 0.490 (1, 2)	G6-3			1B		E1	G5-3		G5-3	4	0	1	1	0	0	2											
<b>Keith Lockhart, L</b> OBP: 0.328, SLG: 0.373 (1, 4)			G5-4-3		G3-1		G5-3		P5	4	0	1	0	0	0	2											
<b>Reggie Sanders, R</b> OBP: 0.260, SLG: 0.309 (1, 9)	G5-4-3									3	1	1	1	0	0	2											
<b>Andy Ashby, R</b> OBP: 0.170, SLG: 0.133 <b>Mike Remlinger, L</b> ERA: 3.52 <b>Kerry Ligtenberg, R</b> ERA: 3.52 <b>Wally Joyner, L</b> OBP: 0.347, SLG: 0.413 <b>Terry Mulholland, R</b> OBP: 0.250, SLG: 0.333 (8, 1)					K				G3-6	2	0	0	0	0	2	0											
<b>Inning Stats</b>	R: 0 E: 0 K: 1 S: 9	H: 1 LOB: 1 BB: 0 P: 14	R: 0 E: 0 K: 0 S: 11	H: 2 LOB: 1 BB: 0 P: 15	R: 0 E: 0 K: 1 S: 9	H: 0 LOB: 1 BB: 1 P: 19	R: 1 E: 0 K: 0 S: 10	H: 2 LOB: 0 BB: 0 P: 16	R: 1 E: 0 K: 2 S: 15	H: 2 LOB: 1 BB: 0 P: 22	R: 0 E: 1 K: 0 S: 8	H: 1 LOB: 1 BB: 0 P: 13	R: 0 E: 0 K: 0 S: 4	H: 1 LOB: 0 BB: 0 P: 6	R: 0 E: 0 K: 0 S: 9	H: 0 LOB: 0 BB: 0 P: 14		R: 0 E: 0 K: 1 S: 7	H: 0 LOB: 0 BB: 0 P: 12	1B: 6 2B: 2 3B: 0 HR: 1	SF: 0 SAC: 0 DP: 3 HBP: 0	WP: 1 PB: 0 SB: 2 CS: 0	PA: 34				
<b>PITCHER</b>	IP	WLS	BF	H	R	ER	SO	BB	IBB	HBP	BLK	WP	HR	S	P	ERA	WHIP										
<b>Steve Parris, R</b> ERA: 4.62 (1, 1)	6.0	W	25	8	2	2	4	1	0	0	1	1	62	99	3.00	1.500											
<b>Scott Sullivan, R</b> ERA: 3.52 (7, 1)	2.0	H	6	1	0	0	0	0	0	0	0	0	0	13	20	0.00	0.500										
<b>Danny Graves, R</b> ERA: 2.5 (9, 1)	1.0	S	3	0	0	0	1	0	0	0	0	0	0	7	12	0.00	0.000										

AB	33
R	2
H	9
RBI	2
BB	1
SO	5
LOB	13

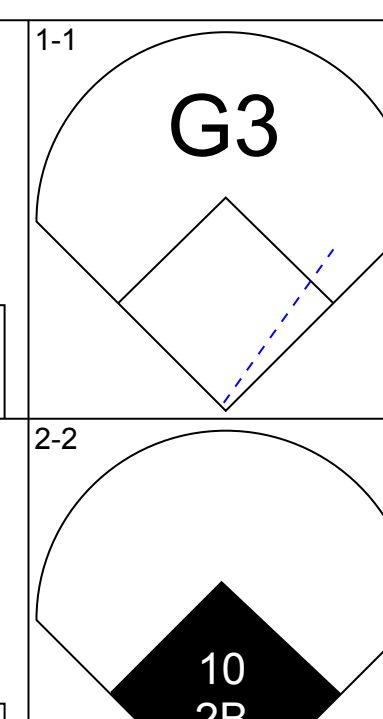
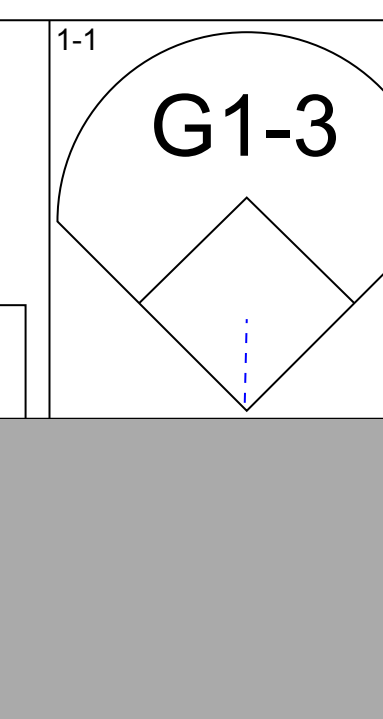
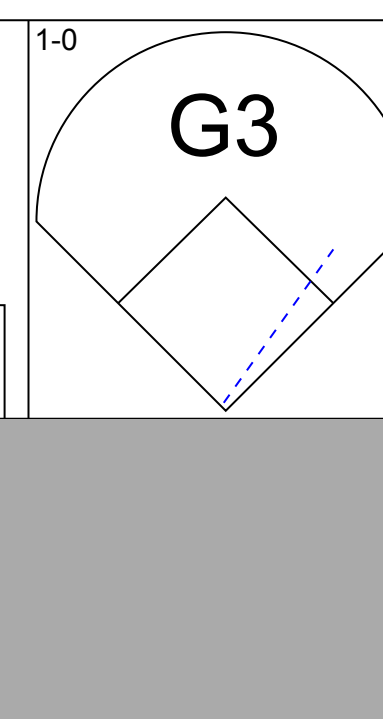
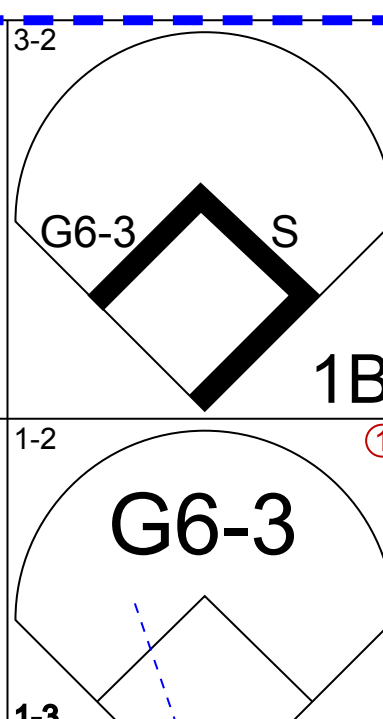
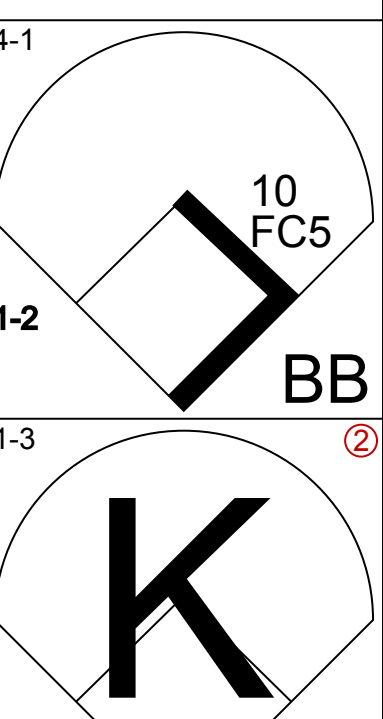
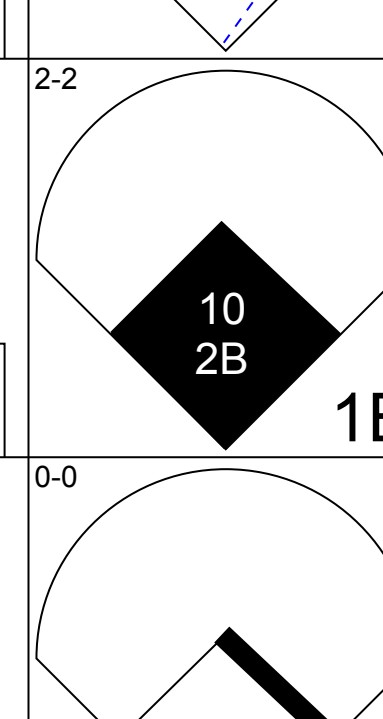
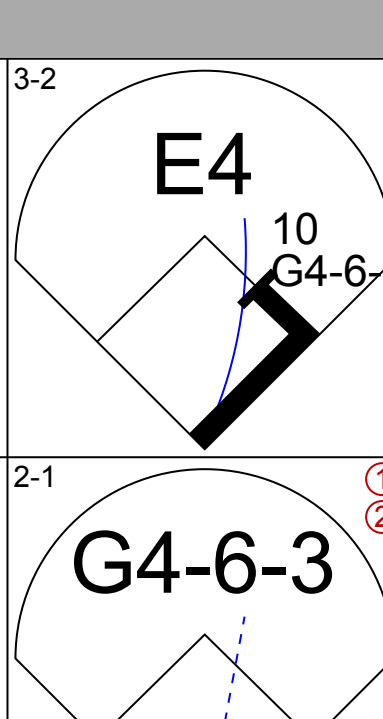
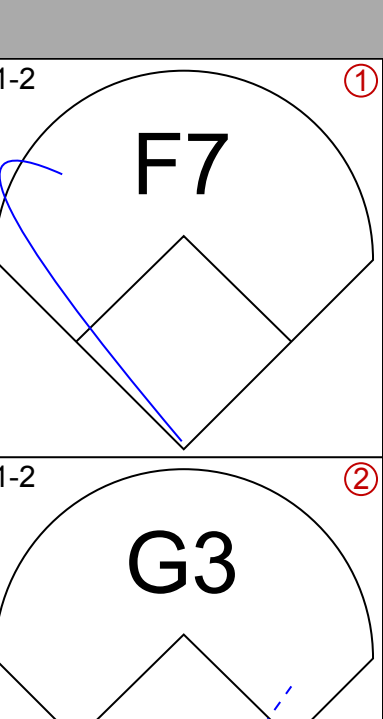
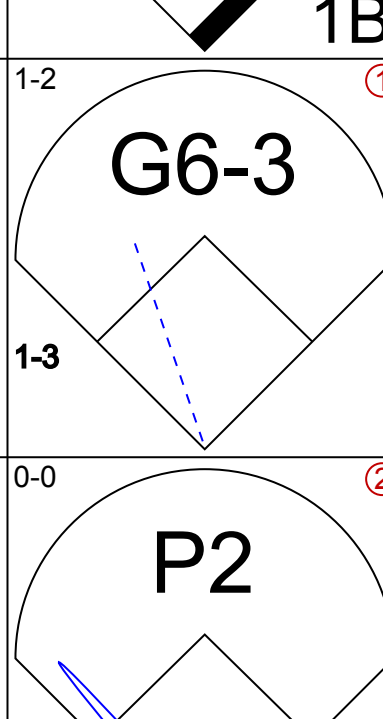
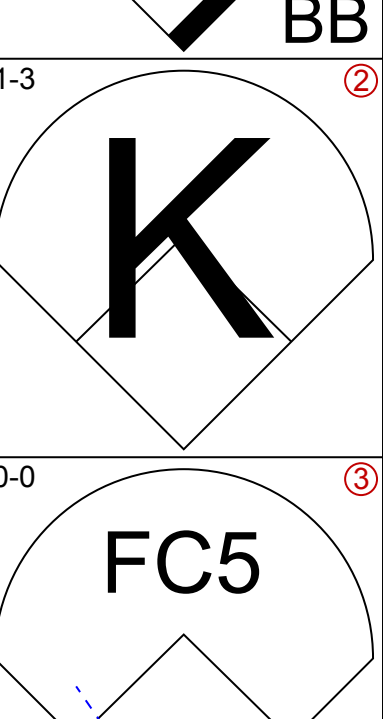
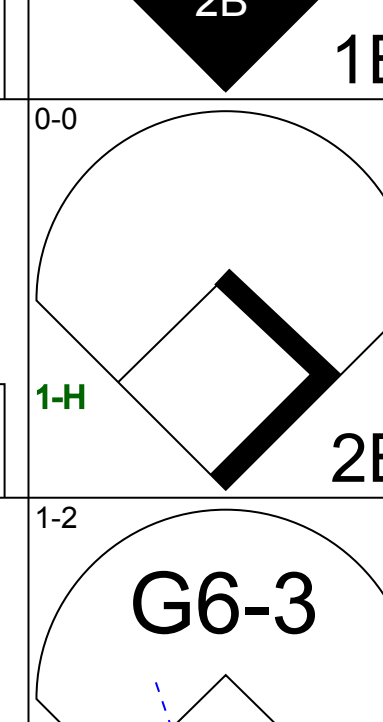
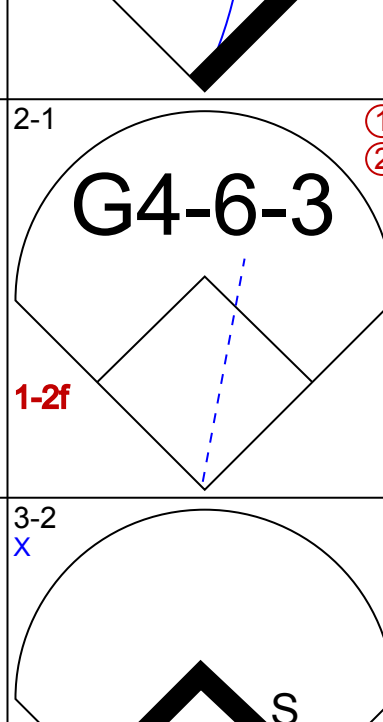
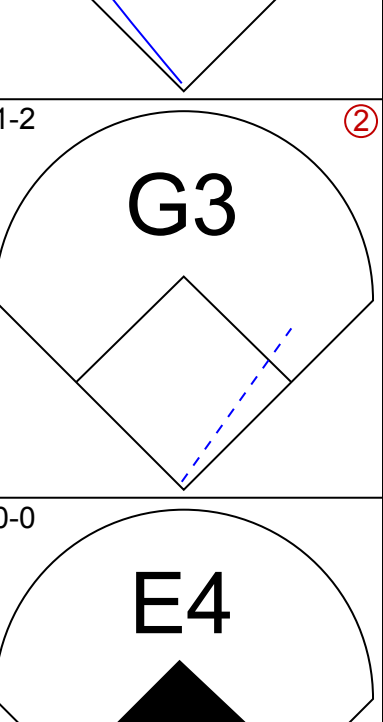
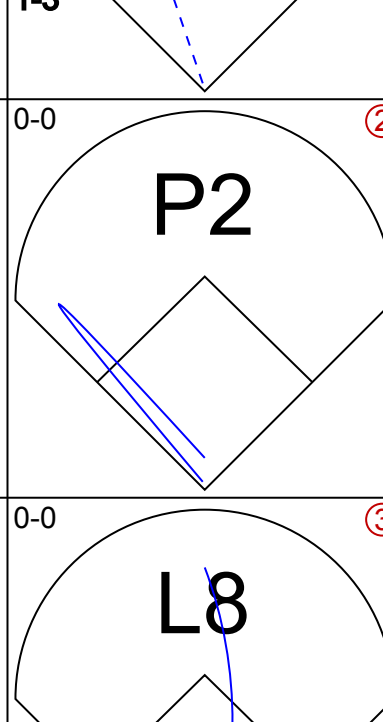
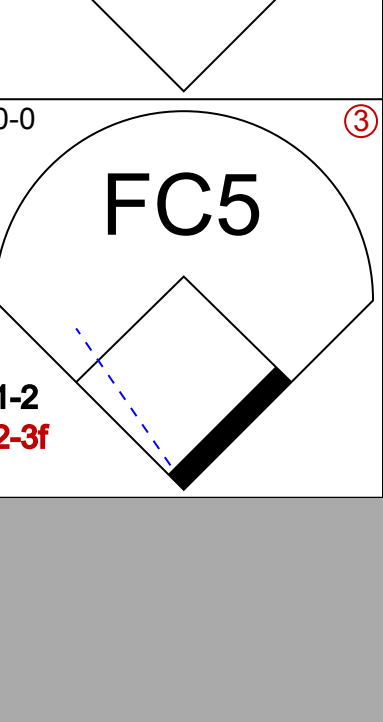
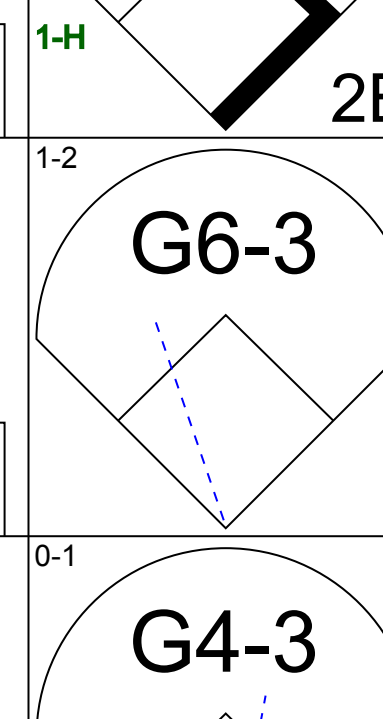
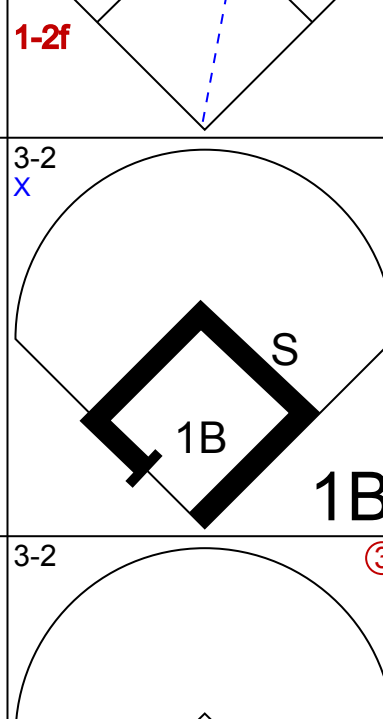
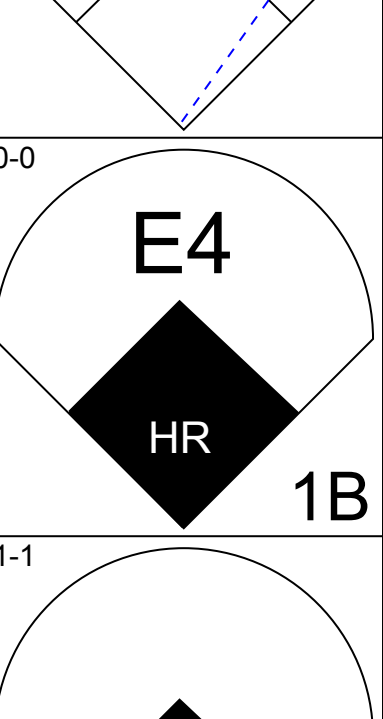
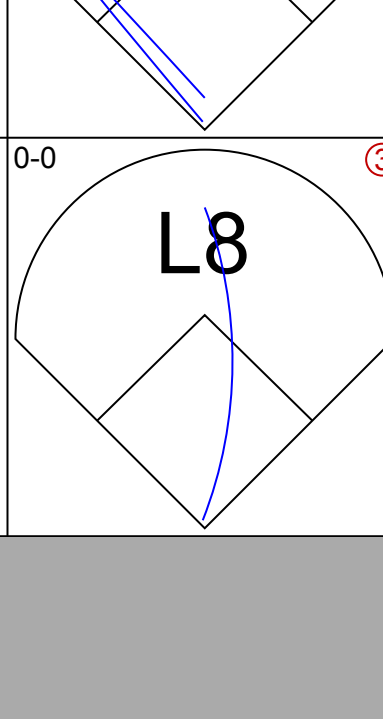
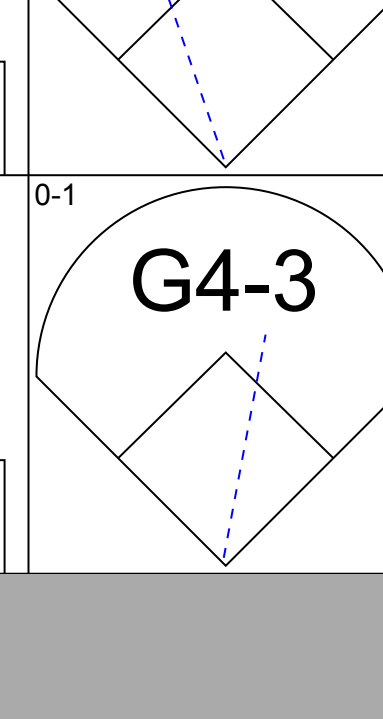
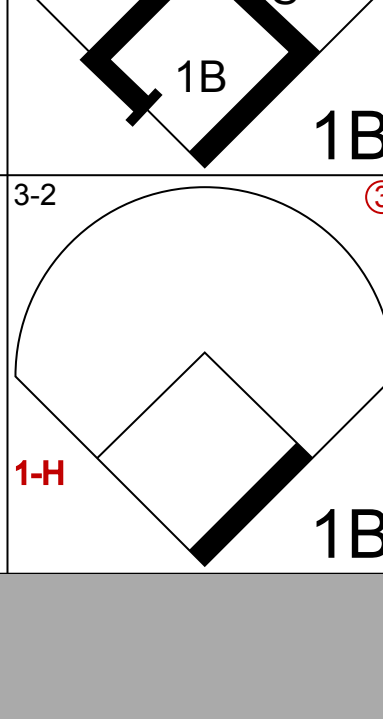
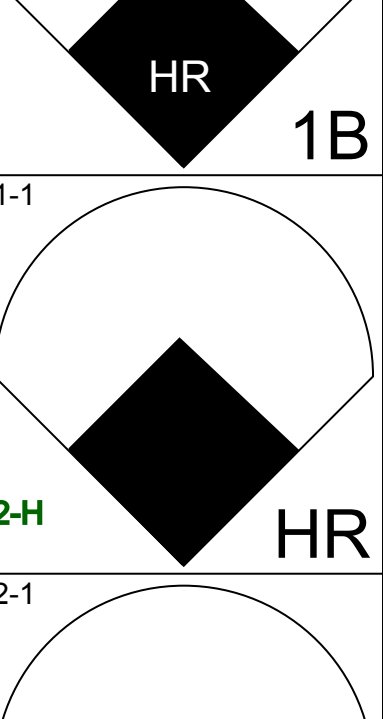
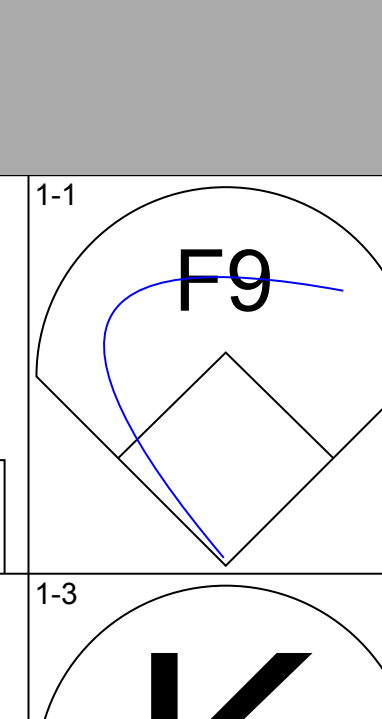
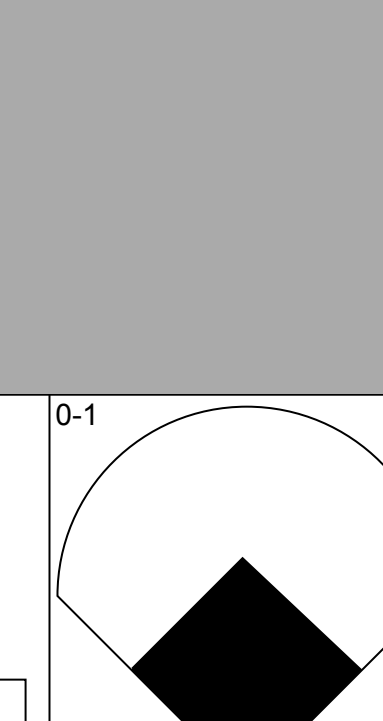
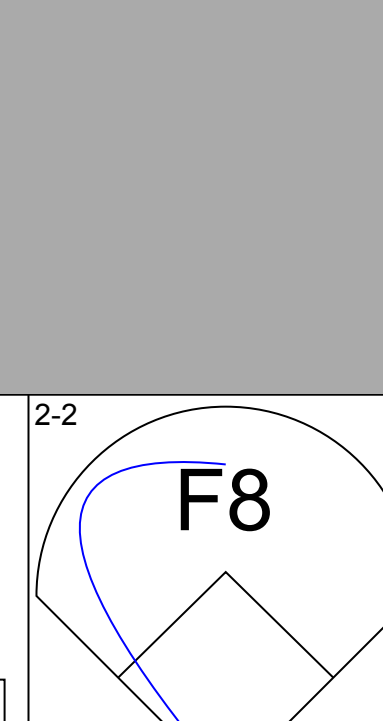
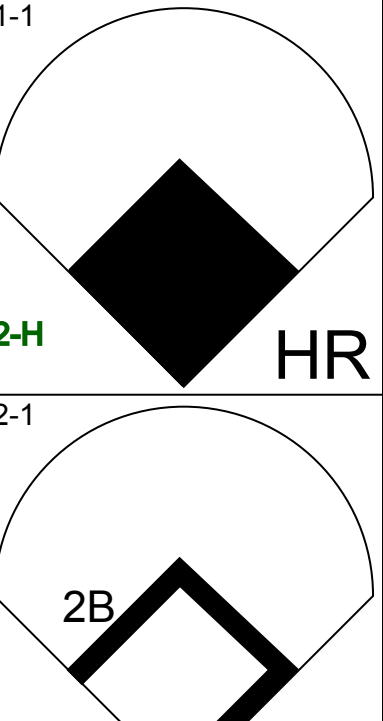
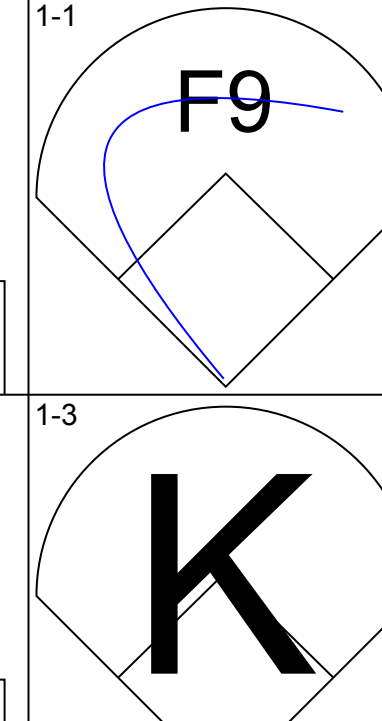
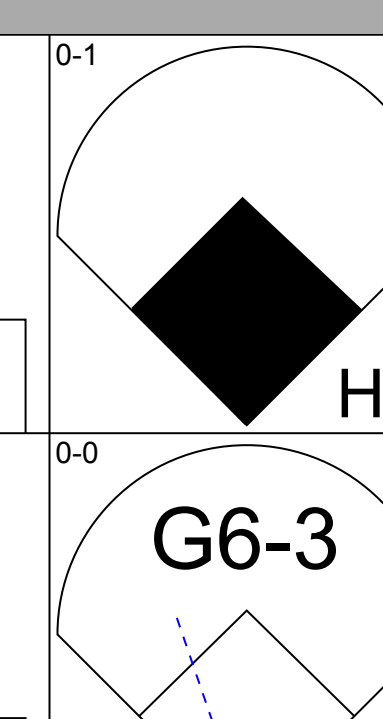
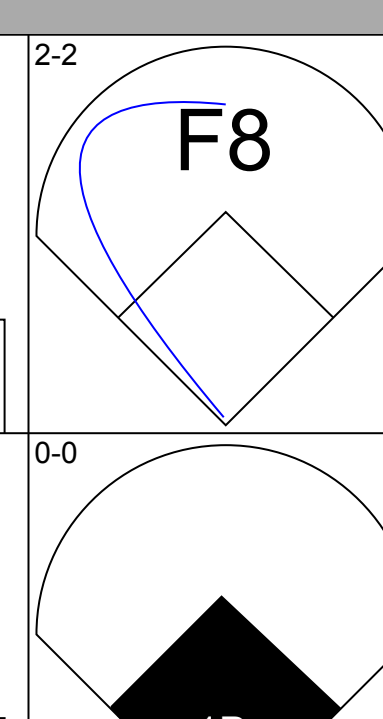
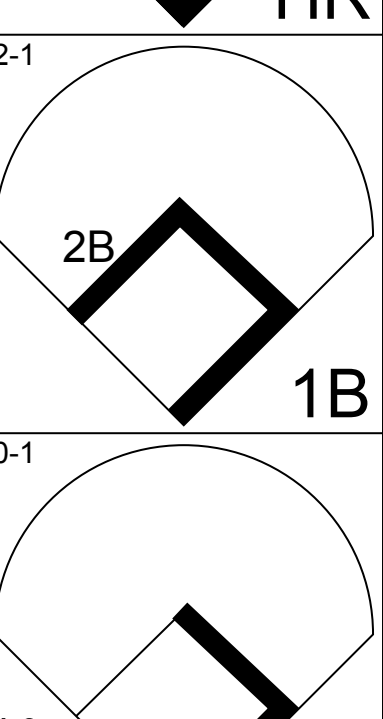
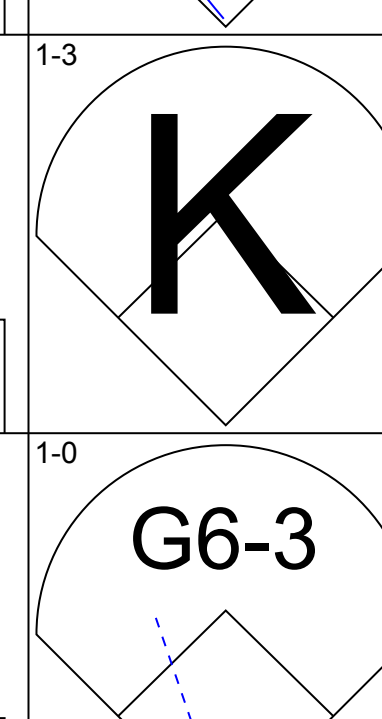
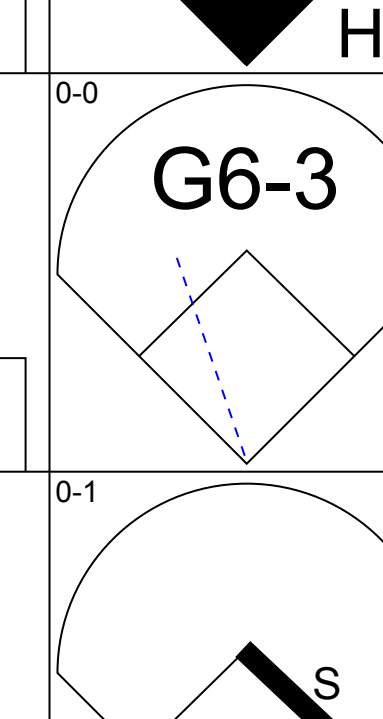
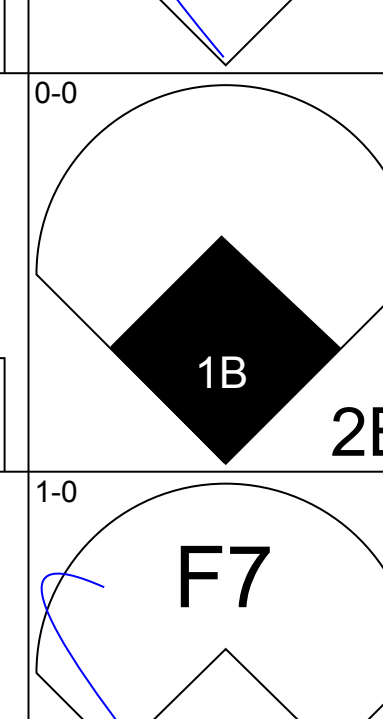
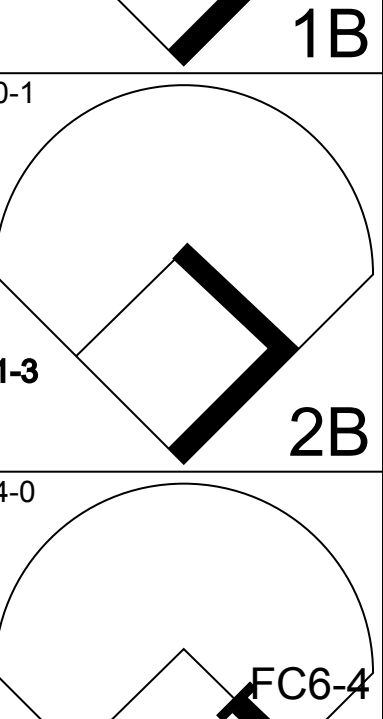
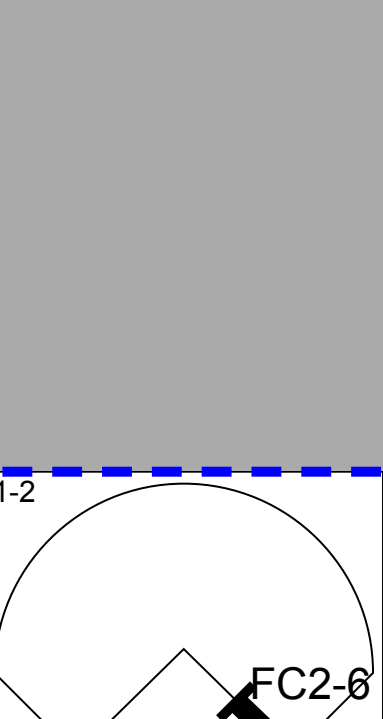
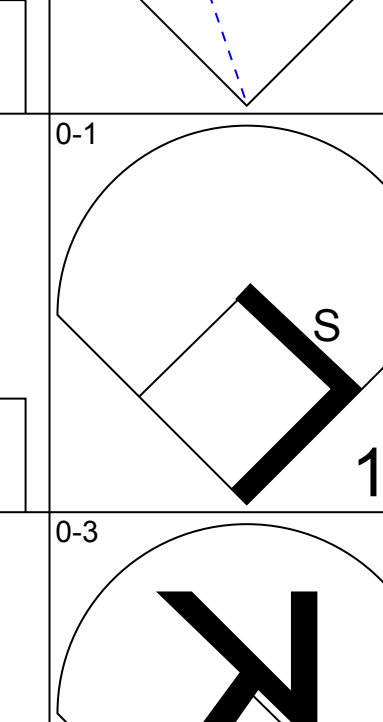
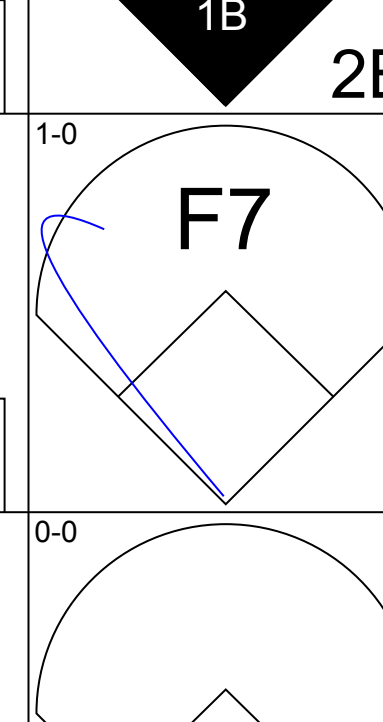
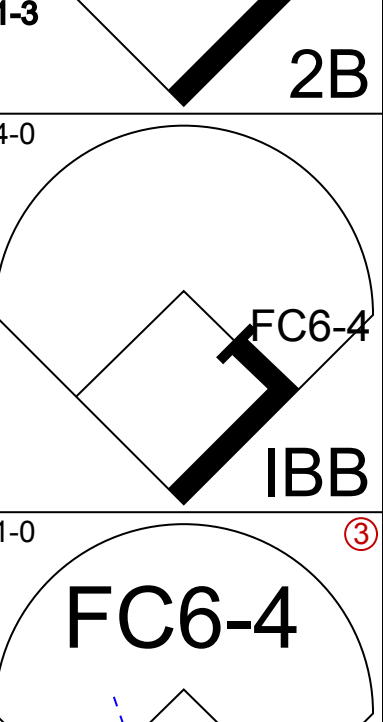
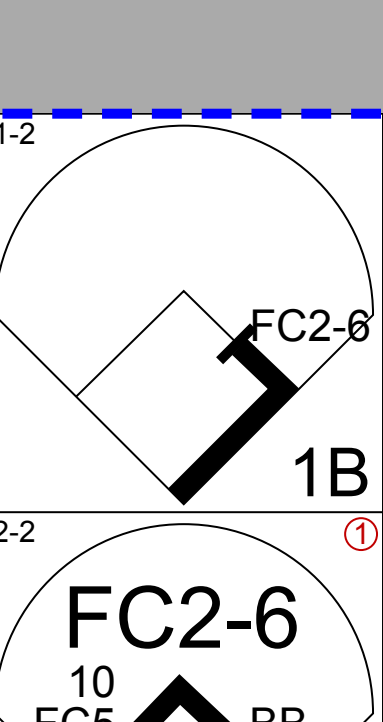




Batter	1	2	3	4	5	6	7	8	9	AB	R	H	RBI	BB	SO	LOB	TOP					
<b>Pokey Reese, R</b> OBP: 0.308, SLG: 0.387 (1, 4)										3	1	0	0	1	2	0	<b>Cincinnati Reds @ Atlanta Braves</b> Turner Field, Atlanta, GA Wed Aug 30 2000, 7:05 PM EDT Att: 32,418 - Sunny - 81 F					
<b>Chris Stynes, R</b> OBP: 0.383, SLG: 0.476 (1, 5)										3	0	0	0	1	0	1						
<b>Ken Griffey Jr., L</b> OBP: 0.382, SLG: 0.537 (1, 8)										4	0	1	0	0	1	1						
<b>Dante Bichette, R</b> OBP: 0.353, SLG: 0.466 (1, 9)										3	0	0	1	0	0	0						
<b>Dmitri Young, S</b> OBP: 0.340, SLG: 0.491 (1, 3)										4	0	0	0	0	0	1						
<b>Alex Ochoa, R</b> OBP: 0.359, SLG: 0.500 (1, 7)										3	1	1	0	0	0	0						
<b>Chris Sexton, R</b> OBP: 0.176, SLG: 0.125 (1, 6)										3	0	1	1	0	0	0						
<b>Jason LaRue, R</b> OBP: 0.238, SLG: 0.345 (1, 2)										3	0	0	0	0	0	1						
<b>Elmer Dessens, R</b> OBP: 0.219, SLG: 0.107 <b>Mark Wohlers, R</b> (6, 1)										2	0	0	0	0	1	0						
<b>Brian Hunter, R</b> OBP: 0.346, SLG: 0.308 <b>John Riedling, R</b> (8, 1)										0	0	0	0	0	0	0						
<b>Inning Stats</b>	R: 0 E: 0 K: 2 S: 10	H: 0 LOB: 0 BB: 0 P: 16	R: 1 E: 0 K: 0 S: 11	H: 2 LOB: 1 BB: 0 P: 14	R: 0 E: 0 K: 1 S: 10	H: 0 LOB: 1 BB: 1 P: 18	R: 0 E: 0 K: 0 S: 7	H: 0 LOB: 0 BB: 0 P: 10	R: 0 E: 0 K: 0 S: 7	H: 0 LOB: 0 BB: 0 P: 9	R: 1 E: 0 K: 0 S: 6	H: 1 LOB: 1 BB: 1 P: 11	R: 0 E: 0 K: 0 S: 5	H: 0 LOB: 0 BB: 0 P: 6	R: 0 E: 0 K: 2 S: 8	H: 0 LOB: 0 BB: 0 P: 14	R: 0 E: 0 K: 0 S: 5	H: 0 LOB: 0 BB: 0 P: 8	1B: 2 2B: 1 3B: 0 HR: 0	SF: 1 SAC: 0 DP: 0 HBP: 0	WP: 0 PB: 0 SB: 0 CS: 0	PA: 32
<b>PITCHER</b> <b>Tom Glavine, L</b> ERA: 3.69 (1, 1)	IP: 9.0 WLS: W BF: 32 H: 3 R: 2 ER: 2 SO: 5 BB: 2 IBB: 0 HBP: 0 BLK: 0 WP: 0 HR: 0 S: 69 P: 106 ERA: 2.00 WHIP: 0.556															<b>PITCHER</b> <b>Tom Glavine, L</b> ERA: 3.69 (1, 1)	IP: 9.0 WLS: W BF: 32 H: 3 R: 2 ER: 2 SO: 5 BB: 2 IBB: 0 HBP: 0 BLK: 0 WP: 0 HR: 0 S: 69 P: 106 ERA: 2.00 WHIP: 0.556					

AB	29
R	2
H	3
RBI	2
BB	2
SO	5
LOB	4



Batter	1	2	3	4	5	6	7	8	9	AB	R	H	RBI	BB	SO	LOB	BOTTOM			
<b>Rafael Furcal, S</b> OBP: 0.379, SLG: 0.354 (1, 6)										4	0	1	0	1	0	2	<b>Cincinnati Reds @ Atlanta Braves</b> Turner Field, Atlanta, GA Wed Aug 30 2000, 7:05 PM EDT Att: 32,418 - Sunny - 81 F			
<b>Andruw Jones, R</b> OBP: 0.372, SLG: 0.536 (1, 8)										5	1	1	0	0	1	3				
<b>10 Chipper Jones, S</b> OBP: 0.388, SLG: 0.561 (1, 5)										5	0	1	1	0	0	4				
<b>B.J. Surhoff, L</b> OBP: 0.343, SLG: 0.444 (1, 7)										4	1	2	0	0	0	2				
<b>Andres Galarraga, R</b> OBP: 0.372, SLG: 0.540 (1, 3)										4	1	2	2	0	0	1				
<b>Javy Lopez, R</b> OBP: 0.335, SLG: 0.497 (1, 2)										4	1	2	1	0	1	0				
<b>Reggie Sanders, R</b> OBP: 0.264, SLG: 0.320 (1, 9)										4	1	2	0	0	0	0				
<b>Keith Lockhart, L</b> OBP: 0.335, SLG: 0.377 (1, 4)										3	0	2	0	1	0	1				
<b>Tom Glavine, L</b> OBP: 0.219, SLG: 0.183 (1, 1)										4	0	1	1	0	1	5				
<b>Inning Stats</b>	R: 1 E: 0 K: 0 S: 11	H: 2 LOB: 1 BB: 0 P: 15	R: 1 E: 0 K: 1 S: 11	H: 2 LOB: 1 BB: 0 P: 12	R: 0 E: 1 K: 0 S: 16	H: 2 LOB: 2 BB: 0 P: 27	R: 1 E: 0 K: 0 S: 8	H: 2 LOB: 1 BB: 0 P: 12	R: 2 E: 0 K: 0 S: 14	H: 4 LOB: 3 BB: 1 P: 24	R: 0 E: 0 K: 0 S: 8	H: 1 LOB: 1 BB: 0 P: 12	R: 0 E: 0 K: 1 S: 6	H: 0 LOB: 0 BB: 0 P: 9	R: 0 E: 0 K: 1 S: 11	H: 1 LOB: 2 BB: 1 P: 19		1B: 9 2B: 3 3B: 0 HR: 2	SF: 0 SAC: 0 DP: 1 HBP: 0	WP: 0 PB: 0 SB: 3 CS: 0
<b>PITCHER</b> <b>Elmer Dessens, R</b> ERA: 4.82 <b>Mark Wohlers, R</b> ERA: 3.06 <b>John Riedling, R</b> ERA:	IP: 5.0 WLS: L BF: 27 H: 12 R: 5 ER: 5 SO: 1 BB: 0 IBB: 0 HBP: 0 BLK: 0 WP: 0 HR: 2 S: 60 P: 90 ERA: 9.00 WHIP: 2.400															<b>PITCHER</b> <b>Elmer Dessens, R</b> ERA: 4.82 <b>Mark Wohlers, R</b> ERA: 3.06 <b>John Riedling, R</b> ERA:	IP: 5.0 WLS: L BF: 27 H: 12 R: 5 ER: 5 SO: 1 BB: 0 IBB: 0 HBP: 0 BLK: 0 WP: 0 HR: 2 S: 60 P: 90 ERA: 9.00 WHIP: 2.400			

AB	37
R	5
H	14
RBI	5
BB	2
SO	3
LOB	18





Batter	1	2	3	4	5	6	7	8	9	AB	R	H	RBI	BB	SO	LOB	TOP								
<b>Pokey Reese, R</b> OBP: 0.311, SLG: 0.388 (1, 4)	G6-3		F9			G4-3	BB		S	4	1	2	0	1	0	1	<b>Cincinnati Reds @ Atlanta Braves</b> Turner Field, Atlanta, GA Thu Aug 31 2000, 7:40 PM EDT Att: 38,647 - Overcast - 71 F								
<b>Chris Stynes, R</b> OBP: 0.381, SLG: 0.475 (1, 5)	G6-3			F8		G4-3	F7		K	5	1	1	0	0	1	2									
<b>Ken Griffey Jr., L</b> OBP: 0.379, SLG: 0.532 (1, 8)	K			F9		G4-3	F9			4	0	0	1	0	1	2									
<b>Dmitri Young, S</b> OBP: 0.340, SLG: 0.489 (1, 7)		K			K					4	1	1	1	0	2	1									
<b>Sean Casey, L</b> OBP: 0.376, SLG: 0.448 (1, 3)		K							L3	4	1	2	1	0	1	0									
<b>Michael Tucker, L</b> OBP: 0.376, SLG: 0.519 (1, 9)									K	4	0	0	0	0	1	2									
<b>Benito Santiago, R</b> OBP: 0.301, SLG: 0.346 (1, 2)			L7						L5	4	0	1	1	0	0	1									
<b>Chris Sexton, R</b> OBP: 0.238, SLG: 0.158 (1, 6)			E6						F7	3	0	1	0	1	0	0									
<b>Pete Harnisch, S</b> OBP: 0.296, SLG: 0.350 Larry Luebbers, R (1, 1)			SH1-4						F7	0	0	0	0	0	0	0									
<b>Brian Hunter, R</b> OBP: 0.346, SLG: 0.507 John Riedling, R (5, PH)			SH1-4						F7	1	0	0	0	0	0	2									
<b>Dennys Reyes, R</b> OBP: 0.333, SLG: 0.333 Scott Sullivan, R Alex Ochoa, R Danny Graves, R (9, PH)										0	0	0	0	0	0	0									
<b>Inning Stats</b>	R: 0 E: 0 K: 1 S: 10	H: 0 LOB: 0 BB: 0 P: 15	R: 0 E: 0 K: 2 S: 9	H: 0 LOB: 0 BB: 0 P: 12	R: 0 E: 1 K: 0 S: 7	H: 0 LOB: 1 BB: 0 P: 10	R: 0 E: 0 K: 1 S: 7	H: 0 LOB: 0 BB: 0 P: 9	R: 0 E: 0 K: 0 S: 10	H: 2 LOB: 2 BB: 0 P: 15	R: 4 E: 0 K: 1 S: 20	H: 5 LOB: 2 BB: 1 P: 36	R: 0 E: 0 K: 0 S: 10	H: 0 LOB: 1 BB: 1 P: 17	R: 0 E: 0 K: 1 S: 8	H: 0 LOB: 0 BB: 0 P: 9	R: 0 E: 0 K: 1 S: 10	H: 1 LOB: 1 BB: 0 P: 13	1B: 6 2B: 2 3B: 0 HR: 0	SF: 0 SAC: 1 DP: 0 HBP: 0	WP: 0 PB: 0 SB: 3 CS: 0	PA: 38			
<b>PITCHER</b>	IP	WLS	BF	H	R	ER	SO	BB	IBB	HBP	BLK	WP	HR	S	P	ERA	WHIP								
<b>Kevin Millwood, R</b> ERA: 4.76 (1, 1)	5.2	L	26	7	4	4	4	0	1	0	0	0	0	59	92	6.35	1.235								
<b>Scott Kamieniecki, R</b> ERA: 4.59 (6, 1)	0.1		0	0	0	0	1	1	0	0	0	0	0	4	10	0.00	3.000								
<b>Terry Mulholland, L</b> ERA: 5.28 (7, 1)	1.0		3	0	0	0	0	0	0	0	0	0	0	9	12	0.00	0.000								
<b>John Rocker, L</b> ERA: 3.64 (8, 1)	2.0		7	1	0	0	2	0	0	0	0	0	0	18	22	0.00	0.500								

AB 35  
R 4  
H 8  
RBI 4  
BB 2  
SO 7  
LOB 13



Batter	1	2	3	4	5	6	7	8	9	AB	R	H	RBI	BB	SO	LOB	BOTTOM								
<b>Rafael Furcal, S</b> OBP: 0.382, SLG: 0.352 (1, 6)	HR		G1-3			HBP	BB		G5-3	2	2	0	0	3	0	0	<b>Cincinnati Reds @ Atlanta Braves</b> Turner Field, Atlanta, GA Thu Aug 31 2000, 7:40 PM EDT Att: 38,647 - Overcast - 71 F								
<b>Andruw Jones, R</b> OBP: 0.374, SLG: 0.541 (1, 8)	HR		G5-3			10	F7-4			2	1	1	2	1	0	0									
<b>10 Chipper Jones, S</b> OBP: 0.389, SLG: 0.559 (1, 5)					G5-3	BB	1B			3	0	1	0	1	1	5									
<b>Andres Galarraga, R</b> OBP: 0.373, SLG: 0.537 (1, 3)									G6-3	2	0	0	0	2	1	1									
<b>B.J. Surhoff, L</b> OBP: 0.344, SLG: 0.444 (1, 7)										4	0	2	1	0	0	2									
<b>Javy Lopez, R</b> OBP: 0.332, SLG: 0.492 (1, 2)		L6							K	4	0	0	0	0	2	4									
<b>Brian Jordan, R</b> OBP: 0.319, SLG: 0.434 (1, 9)			K						F3	4	0	0	0	0	2	1									
<b>Keith Lockhart, L</b> OBP: 0.329, SLG: 0.370 (1, 4)			F5						K	4	0	0	0	0	2	0									
<b>Kevin Millwood, R</b> OBP: 0.136, SLG: 0.142 Scott Kamieniecki, R (1, 1)									G4-3	2	0	0	0	0	1	0									
<b>Terry Mulholland, R</b> OBP: 0.296, SLG: 0.413 Wally Joyner, R Walt Weiss, S John Rocker, R Bobby Bonilla, S (9, PH)										0	0	0	0	0	0	0									
<b>Inning Stats</b>	R: 2 E: 0 K: 1 S: 11	H: 1 LOB: 2 BB: 2 P: 21	R: 0 E: 0 K: 1 S: 6	H: 0 LOB: 0 BB: 0 P: 9	R: 0 E: 0 K: 0 S: 7	H: 0 LOB: 0 BB: 0 P: 8	R: 0 E: 0 K: 0 S: 6	H: 1 LOB: 1 BB: 1 P: 12	R: 0 E: 0 K: 1 S: 8	H: 0 LOB: 0 BB: 0 P: 14	R: 1 E: 0 K: 1 S: 14	H: 1 LOB: 2 BB: 2 P: 25	R: 0 E: 0 K: 3 S: 11	H: 0 LOB: 3 BB: 3 P: 26	R: 0 E: 0 K: 1 S: 10	H: 1 LOB: 1 BB: 0 P: 14	R: 0 E: 0 K: 1 S: 7	H: 0 LOB: 0 BB: 0 P: 13	1B: 3 2B: 2 3B: 0 HR: 1	SF: 0 SAC: 0 DP: 3 HBP: 1	WP: 0 PB: 0 SB: 0 CS: 1	PA: 37			
<b>PITCHER</b>	IP	WLS	BF	H	R	ER	SO	BB	IBB	HBP	BLK	WP	HR	S	P	ERA	WHIP								
<b>Pete Harnisch, R</b> ERA: 4.67 (3, 1)	1.1		5	1	0	0	0	1	0	0	0	0	0	10	16	0.00	1.500								
<b>John Riedling, R</b> ERA: 3.38 (5, 1)	1.2	W	7	0	1	1	1	2	0	1	0	0	0	16	32	5.40	1.200								
<b>Dennys Reyes, L</b> ERA: 5.45 (6, 1)	0.0		1	1	0	0	0	0	0	0	0	0	0	3	4	∞	∞								
<b>Scott Sullivan, R</b> ERA: 3.43 (6, 1)	2.1	H	11	1	0	0	5	3	0	0	0	0	0	24	43	0.00	1.714								
<b>PITCHER</b>	IP	WLS	BF	H	R	ER	SO	BB	IBB	HBP	BLK	WP	HR	S	P	ERA	WHIP								
<b>Danny Graves, R</b> ERA: 2.47 (9, 1)	1.0	S	3	0	0	0	1	0	0	0	0	0	0	7	13	0.00	0.000								

AB 28  
R 3  
H 4  
RBI 3  
BB 8  
SO 9  
LOB 13





Batter	1	2	3	4	5	6	7	8	9	AB	R	H	RBI	BB	SO	LOB	TOP											
Peter Bergeron, L (1, 7) OBP: 0.313, SLG: 0.321 15 Lenny Webster, R (9, PH) OBP: 0.263, SLG: 0.243	G4-3		F7		SF8		F8		G6-3	3	0	1	0	0	2		<b>Montreal Expos @ Cincinnati Reds</b> Cinergy Field, Cincinnati, OH Fri Sep 01 2000, 7:05 PM EDT Att: 22,973 - Cloudy - 80 F											
Milton Bradley, S (1, 8) OBP: 0.297, SLG: 0.300	2B E 1B		K		G4-3				G3-1	4	1	1	0	0	1	0												
Jose Vidro, S (1, 4) OBP: 0.362, SLG: 0.554 Mike Mordecai, R (8, 4) OBP: 0.333, SLG: 0.466	E9 1-H 2B		G3				K		G6-3	4	0	1	0	0	1	0												
Vladimir Guerrero, R (1, 9) OBP: 0.407, SLG: 0.635 Terry Jones, S (8, 9) OBP: 0.299, SLG: 0.322	F8				F9		G6-3		2B 1B	4	0	1	0	0	0	1												
Lee Stevens, L (1, 3) OBP: 0.337, SLG: 0.487 Julio Santana, R (8, 1)	F8				K2-3		F9		1-3 2B	4	0	1	0	0	1	1												
Geoff Blum, S (1, 5) OBP: 0.347, SLG: 0.460		F8					G4-3		F9	3	0	0	0	1	0	2												
Orlando Cabrera, R (1, 6) OBP: 0.292, SLG: 0.385		F7			P6		G6-3 1B		2B	4	0	2	0	0	0	1												
Michael Barrett, R (1, 2) OBP: 0.277, SLG: 0.294 Brian Schneider, L (7, 2) OBP: 0.298, SLG: 0.288					WP SF8 SH2-4 1B		G6-3		K	2	1	1	0	1	0	1												
Dustin Hermanson, R (1, 1) OBP: 0.186, SLG: 0.171 Mike Johnson, L (6, 1) OBP: 0.250, SLG: 0.211 Andy Tracy, L (7, PH) OBP: 0.359, SLG: 0.459 51 Scott Forster, R (7, 1) Fernando Seguinol, S (8, 3) OBP: 0.347, SLG: 0.549			K		SH2-4				K	1	0	0	0	0	1	1												
<b>Inning Stats</b>	R: 1 E: 1 K: 0 S: 9	H: 2 LOB: 1 BB: 0 P: 14	R: 0 E: 0 K: 1 S: 9	H: 0 LOB: 1 BB: 1 P: 18	R: 0 E: 0 K: 1 S: 5	H: 0 LOB: 0 BB: 0 P: 8	R: 0 E: 0 K: 1 S: 7	H: 0 LOB: 1 BB: 1 P: 13	R: 1 E: 0 K: 0 S: 8	H: 1 LOB: 0 BB: 0 P: 11	R: 0 E: 0 K: 1 S: 6	H: 0 LOB: 0 BB: 0 P: 10	R: 0 E: 0 K: 0 S: 11	H: 1 LOB: 2 BB: 1 P: 24	R: 0 E: 0 K: 0 S: 8	H: 2 LOB: 2 BB: 0 P: 15		R: 0 E: 0 K: 2 S: 11	H: 1 LOB: 1 BB: 0 P: 18	1B: 4 2B: 3 3B: 0 HR: 0	SF: 1 SAC: 1 DP: 0 HBP: 0	WP: 1 PB: 0 SB: 0 CS: 0	PA: 37					
<b>PITCHER</b>	IP	WLS	BF	H	R	ER	SO	BB	IBB	HBP	BLK	WP	HR	S	P	ERA		WHIP										
Rob Bell, R (1, 1) ERA: 4.76	8.0	W	33	6	2	2	4	3	0	0	0	1	0	63	113	2.25		1.125										
Hector Mercado, L (9, 1) ERA: 6.45	1.0		4	1	0	0	2	0	0	0	0	0	0	11	18	0.00		1.000										

AB	32
R	2
H	7
RBI	1
BB	3
SO	6
LOB	12



Batter	1	2	3	4	5	6	7	8	9	AB	R	H	RBI	BB	SO	LOB	BOTTOM											
Pokey Reese, R (1, 4) OBP: 0.316, SLG: 0.398	G1-3		F8 2B 1B							4	2	3	1	1	0	0	<b>Montreal Expos @ Cincinnati Reds</b> Cinergy Field, Cincinnati, OH Fri Sep 01 2000, 7:05 PM EDT Att: 22,973 - Cloudy - 80 F											
Chris Stynes, R (1, 5) OBP: 0.378, SLG: 0.468	F8		2B 1B BB		F9		FC4-6 1B		K	4	1	0	1	1	1	3												
Ken Griffey Jr., L (1, 8) OBP: 0.378, SLG: 0.538 Brian Hunter, R (8, PH) OBP: 0.343, SLG: 0.306	G5-3		F8				FC4-6		FC6-4	4	1	1	1	0	0	3												
Sean Casey, L (1, 3) OBP: 0.378, SLG: 0.449							FC4-6		FC6-4	1	0	0	0	0	0	2												
Dmitri Young, S (1, 7) OBP: 0.345, SLG: 0.493							HR		K	3	2	1	1	1	1	3												
Michael Tucker, L (1, 9) OBP: 0.373, SLG: 0.511							HR		K	2	1	1	1	1	1	3												
Benito Santiago, R (1, 2) OBP: 0.295, SLG: 0.342							HR		K	2	1	2	1	2	0	0												
Chris Sexton, R (1, 6) OBP: 0.240, SLG: 0.174							HR		K	2	1	2	1	2	0	0												
Rob Bell, R (1, 1) ERA: 5.38 Alex Ochoa, R (8, PH) OBP: 0.381, SLG: 0.507 Hector Mercado, L (9, 1)							HR		K	3	0	0	0	1	3	4												
<b>Inning Stats</b>	R: 0 E: 0 K: 0 S: 7	H: 0 LOB: 0 BB: 0 P: 9	R: 1 E: 0 K: 3 S: 12	H: 1 LOB: 2 BB: 2 P: 24	R: 2 E: 0 K: 1 S: 9	H: 3 LOB: 1 BB: 1 P: 15	R: 0 E: 0 K: 0 S: 6	H: 0 LOB: 0 BB: 0 P: 7	R: 3 E: 0 K: 0 S: 12	H: 2 LOB: 2 BB: 2 P: 23	R: 1 E: 0 K: 0 S: 10	H: 2 LOB: 1 BB: 0 P: 16	R: 1 E: 0 K: 2 S: 12	H: 1 LOB: 0 BB: 0 P: 16	R: 0 E: 0 K: 2 S: 12	H: 1 LOB: 2 BB: 1 P: 22		1B: 4 2B: 4 3B: 0 HR: 2	SF: 2 SAC: 0 DP: 0 HBP: 1	WP: 1 PB: 0 SB: 0 CS: 0	PA: 40							
<b>PITCHER</b>	IP	WLS	BF	H	R	ER	SO	BB	IBB	HBP	BLK	WP	HR	S	P	ERA		WHIP										
Dustin Hermanson, R (1, 1) ERA: 5.38	5.0	L	28	8	7	7	4	5	0	1	0	0	2	50	83	12.60		2.600										
Mike Johnson, R (6, 1) ERA: 6.17	1.0		3	0	0	0	0	0	0	0	0	0	0	6	11	0.00		0.000										
51 Scott Forster, L (7, 1) ERA: 7.11	1.0		4	1	1	1	2	0	0	0	0	1	0	12	16	9.00	1.000											
Julio Santana, R (8, 1) ERA: 4.79	1.0		5	1	0	0	2	1	0	0	0	0	0	12	22	0.00	2.000											





Batter	1	2	3	4	5	6	7	8	9	AB	R	H	RBI	BB	SO	LOB	TOP					
Milton Bradley, S OBP: 0.297, SLG: 0.321	G1-3		SH BB			2-H 3B		L6									4 0 2 3 1 0 0					
Mike Mordecai, R OBP: 0.331, SLG: 0.456	P6		SH G5-4-3					G6-3	F7								3 0 0 1 1 0 2					
Jose Vidro, S OBP: 0.381, SLG: 0.551	F9		G5-4-3			F8		F2	HR 1B								5 1 1 0 0 0 4					
Vladimir Guerrero, R OBP: 0.411, SLG: 0.647		G4-3 3B			G6-3		G1-6-3 BB	E5 1B	HR 1B								4 2 3 2 1 0 0					
Lee Stevens, L OBP: 0.336, SLG: 0.483	G4-3			G4-3		G1-6-3	F8		2B BB								4 0 0 1 1 0 2					
Fernando Seguinol, S OBP: 0.347, SLG: 0.543	G4-3																3 1 1 0 0 0 0					
Terry Jones, S OBP: 0.302, SLG: 0.333	G4-3			F9		2B 1B	K										2 0 1 0 0 1 1					
Orlando Cabrera, R OBP: 0.291, SLG: 0.385	G5-3				P4	1B 2B		G6-3	L5								5 1 1 0 0 0 2					
Michael Barrett, R OBP: 0.284, SLG: 0.298			SH5-4 SH 2B			SH5-4 3B BB		F3	F9								3 3 1 0 2 0 2					
Trey Moore, L Felipe Linares, R Wilton Guerrero, S Anthony Telford, R Andy Tracy, L Steve Kline, S Scott Strickland, R			SH5-4			SH5-4											0 0 0 0 0 0 0 0 0 0 0 0 0 0 1 0 0 1 1 0 0 0 0 0 0 0 0 0 0 0 1 1 1 1 1 0 0 0 0 0 0 0 0 0 0 0 0 0 0 0 0 0 0 0					
<b>Inning Stats</b>	R: 0 E: 0 K: 0 S: 6	H: 0 LOB: 0 BB: 0 P: 10	R: 1 E: 0 K: 0 S: 5	H: 1 LOB: 0 BB: 0 P: 7	R: 1 E: 1 K: 0 S: 11	H: 1 LOB: 1 BB: 1 P: 17	R: 0 E: 0 K: 0 S: 4	H: 0 LOB: 0 BB: 0 P: 7	R: 1 E: 0 K: 0 S: 9	H: 1 LOB: 2 BB: 2 P: 19	R: 3 E: 0 K: 0 S: 10	H: 4 LOB: 2 BB: 2 P: 24	R: 0 E: 1 K: 1 S: 10	H: 1 LOB: 1 BB: 0 P: 13	R: 1 E: 0 K: 0 S: 6	H: 1 LOB: 0 BB: 0 P: 12	R: 2 E: 0 K: 0 S: 12	H: 3 LOB: 2 BB: 1 P: 20	1B: 5 2B: 3 3B: 2 HR: 2	SF: 0 SAC: 3 DP: 2 HBP: 0	WP: 0 PB: 0 CS: 0	PA: 44
<b>PITCHER</b>	IP WLS BF H R ER SO BB IBB HBP BLK WP HR S P ERA WHIP																					
Ron Villone, L ERA: 5.56	5.2 L 28 7 6 6 0 4 1 0 0 0 0 0 43 80 9.53 1.941																					
Scott Sullivan, R ERA: 3.39	1.1 5 1 0 0 1 0 0 0 0 0 0 1 6 12 0.00 0.750																					
Mark Wohlers, R ERA: 3.38	1.0 4 1 1 0 0 0 0 0 0 0 0 1 6 17 9.00 1.000																					
Larry Luebbers, R ERA: 6.52	0.1 4 2 2 2 0 1 0 0 0 0 0 1 8 16 54.00 9.000																					
Dennys Reyes, L ERA: 5.55	0.2 3 1 0 0 0 0 0 0 0 0 0 0 4 4 0.00 1.500																					
<b>Batter</b>	1	2	3	4	5	6	7	8	9	AB	R	H	RBI	BB	SO	LOB	BOTTOM					
Pokey Reese, R OBP: 0.315, SLG: 0.395	FC5-4 BB	G3		G4-3			F7		K								4 0 0 0 1 1 0					
Chris Stynes, R OBP: 0.379, SLG: 0.467	FC5-4 2B E		1B HBP FC3-6 BB		2B SF8 1B		F9										3 3 1 0 1 0 1					
Ken Griffey Jr., L OBP: 0.381, SLG: 0.541	E7 BB 1-H 2B		FC3-6 1B HBP		SF8 SF8 2B		K										3 1 2 0 0 1 0					
Dmitri Young, S OBP: 0.346, SLG: 0.493	1B BB		FC3-6 1B		SF8		F7										2 0 1 1 1 0 0					
Sean Casey, L OBP: 0.377, SLG: 0.448	BB 1B		FC3-6 BB		SF8		G4-3										3 0 1 2 0 0 2					
Alex Ochoa, R Scott Sullivan, R Mark Wohlers, R Mike Bell, R Larry Luebbers, R Dennys Reyes, R					G5-3												1 0 0 0 0 2 0 0 0 0 0 0 0 0 0 0 0 0 0 0 0 0 0 0 1 1 1 1 0					
Chris Sexton, R OBP: 0.207, SLG: 0.148	G6-3		G6-3				F9		G5-3								4 0 0 0 0 0 6					
Jason LaRue, R OBP: 0.227, SLG: 0.328		F9			K		K		K								3 0 0 0 0 2 0					
Bento Santiago, R OBP: 0.234, SLG: 0.340					K		K		K								1 0 0 0 0 1 0					
Ron Villone, L OBP: 0.114, SLG: 0.143		G5-3			P5												2 0 0 0 0 0 0					
Michael Tucker, L OBP: 0.370, SLG: 0.505							K										2 0 0 0 0 1 0					
<b>Inning Stats</b>	R: 1 E: 1 K: 0 S: 14	H: 2 LOB: 3 BB: 3 P: 29	R: 0 E: 0 K: 0 S: 5	H: 0 LOB: 0 BB: 0 P: 7	R: 1 E: 0 K: 0 S: 9	H: 1 LOB: 2 BB: 2 P: 23	R: 0 E: 0 K: 1 S: 7	H: 0 LOB: 0 BB: 0 P: 8	R: 2 E: 0 K: 0 S: 13	H: 2 LOB: 0 BB: 0 P: 22	R: 0 E: 0 K: 2 S: 10	H: 0 LOB: 0 BB: 0 P: 13	R: 0 E: 0 K: 1 S: 11	H: 0 LOB: 0 BB: 0 P: 15	R: 1 E: 0 K: 0 S: 6	H: 1 LOB: 0 BB: 0 P: 13	R: 0 E: 0 K: 2 S: 9	H: 0 LOB: 0 BB: 0 P: 14	1B: 3 2B: 2 3B: 0 HR: 1	SF: 2 SAC: 0 DP: 1 HBP: 1	WP: 0 PB: 0 CS: 0	PA: 37
<b>PITCHER</b>	IP WLS BF H R ER SO BB IBB HBP BLK WP HR S P ERA WHIP																					
Trey Moore, L ERA: 6.89	2.1 15 3 2 2 0 5 0 0 0 0 0 0 26 54 7.71 3.429																					
Felipe Linares, R ERA: 5.15	2.2 W 9 2 2 2 1 0 0 0 0 0 0 0 22 35 6.75 0.750																					
Anthony Telford, R ERA: 3.86	2.0 H 6 0 0 0 3 0 0 0 0 0 0 0 21 28 0.00 0.000																					
Steve Kline, L ERA: 3.03	1.0 H 4 1 1 1 0 0 0 0 0 0 0 1 6 13 9.00 1.000																					
Scott Strickland, R ERA: 3.88	1.0 3 0 0 0 2 0 0 0 0 0 0 0 9 14 0.00 0.000																					

**Montreal Expos @ Cincinnati Reds**  
Cinergy Field, Cincinnati, OH  
Sat Sep 02 2000, 7:05 PM EDT  
Att: 29,403 - Cloudy - 88 F

AB	35
R	9
H	12
RBI	9
BB	6
SO	1
LOB	13



**Montreal Expos @ Cincinnati Reds**  
Cinergy Field, Cincinnati, OH  
Sat Sep 02 2000, 7:05 PM EDT  
Att: 29,403 - Cloudy - 88 F

AB	29
R	5
H	6
RBI	4
BB	5
SO	6
LOB	9





Batter	1	2	3	4	5	6	7	8	9	AB	R	H	RBI	BB	SO	LOB	TOP							
Milton Bradley, S OBP: 0.296, SLG: 0.326	G6-3		SH4-3 G4-3 2B	CI		K		FC6		4	1	1	0	0	1	2								
Peter Bergeron, L OBP: 0.311, SLG: 0.318	G6-3		SH4-3	G4-3			F7		K	4	0	0	0	0	1	3								
Jose Vidro, S OBP: 0.360, SLG: 0.548			G4-3		G4-3		F9		F7	3	0	0	1	1	0	0								
Mike Mordecai, R OBP: 0.329, SLG: 0.453	1B BB				G4-3				F7	1	0	0	0	0	0	0								
Vladimir Guerrero, R OBP: 0.415, SLG: 0.650			3H			FC6-4 BB				4	0	4	0	0	0	0								
Fernando Seguin, S OBP: 0.353, SLG: 0.543			1B			1B				0	0	0	0	0	1	0								
Lee Stevens, L OBP: 0.337, SLG: 0.482			1B			1B				4	0	4	0	0	0	0								
Terry Jones, S OBP: 0.308, SLG: 0.333	G3-1					FC6-4 BB				3	0	1	0	1	0	3								
Geoff Blum, S OBP: 0.344, SLG: 0.463			1B			1B				0	0	0	0	1	0	0								
Orlando Cabrera, R OBP: 0.291, SLG: 0.383					G3			F9		5	0	1	0	0	0	4								
Brian Schneider, L OBP: 0.311, SLG: 0.304					SH1-4 1B				F9	4	0	1	0	0	0	3								
Mike Thurman, R OBP: 0.187, SLG: 0.063										4	0	2	0	0	2	1								
Mike Johnson, L OBP: 0.229, SLG: 0.211										1	0	0	0	0	0	0								
Andy Lirtz, S OBP: 0.336, SLG: 0.548										0	0	0	0	0	0	0								
51 Scott Forster, L ERA: 8.17										0	0	0	0	0	0	0								
Felipe Lira, R ERA: 5.03										0	0	0	0	0	0	0								
15 Lenny Webster, R ERA: 2.99										1	0	1	0	0	0	0								
Steve Kline, S										0	0	0	0	0	0	0								
<b>Inning Stats</b>	R: 0 E: 0 K: 0 S: 11	H: 1 LOB: 2 BB: 1 P: 19	R: 0 E: 0 K: 1 S: 11	H: 1 LOB: 1 BB: 0 P: 14	R: 1 E: 0 K: 0 S: 6	H: 3 LOB: 2 BB: 0 P: 6	R: 0 E: 1 K: 0 S: 12	H: 2 LOB: 3 BB: 0 P: 18	R: 0 E: 0 K: 3 S: 13	H: 1 LOB: 2 BB: 1 P: 26	R: 0 E: 0 K: 3 S: 10	H: 0 LOB: 0 BB: 0 P: 13	R: 0 E: 0 K: 0 S: 9	H: 1 LOB: 1 BB: 0 P: 13	R: 0 E: 0 K: 0 S: 10	H: 2 LOB: 2 BB: 2 P: 14	R: 0 E: 0 K: 1 S: 9	H: 0 LOB: 2 BB: 2 P: 21	1B: 9 2B: 1 3B: 1 HR: 0	SF: 0 SAC: 2 DP: 0 HBP: 0	WP: 0 PB: 0 SB: 0 CS: 0	PA: 42		
<b>PITCHER</b>	IP WLS BF H R ER SO BB IBB HBP BLK WP HR S P ERA WHIP	7.0 W 32 9 1 1 4 2 0 0 0 0 0 72 109 1.29 1.571	2.0 L 10 2 0 0 1 2 0 0 0 0 0 19 35 0.00 2.000																					

Montreal Expos @ Cincinnati Reds  
Cinergy Field, Cincinnati, OH

AB 35  
R 1  
H 11  
RBI 1  
BB 4  
SO 5  
LOB 17



WP: 0  
PB: 0  
SB: 0  
CS: 0

Batter	1	2	3	4	5	6	7	8	9	AB	R	H	RBI	BB	SO	LOB	BOTTOM							
Pokey Reese, R OBP: 0.318, SLG: 0.396	G5-3		G1-3	BB S 1B		1B SF8 BB				4	1	2	0	1	0	0								
Chris Stynes, R OBP: 0.384, SLG: 0.469			F8			1B SF8 FC5-4 1B				3	1	2	0	1	0	0								
Mike Bell, R OBP: 0.375, SLG: 0.750	G4-6-3 1B					1B FC5-4 1B				1	0	0	0	0	0	1								
Sean Casey, L OBP: 0.360, SLG: 0.458										3	1	2	2	1	0	1								
Kimera Barteaux, R OBP: 0.355, SLG: 0.536	G4-6-3 1B		HR			1B FC5-4 1B				0	0	0	0	0	0	0								
D.T. Cromer, L OBP: 0.342, SLG: 0.304										0	0	0	0	0	0	0								
Dmitri Young, S OBP: 0.348, SLG: 0.497										3	2	2	1	0	0	3								
Brian Hunter, R OBP: 0.342, SLG: 0.304										1	0	0	0	0	0	1								
Alex Ochoa, R OBP: 0.367, SLG: 0.506										5	0	2	3	0	1	2								
Michael Tucker, L OBP: 0.377, SLG: 0.505										2	1	1	0	2	1	0								
Benito Santiago, R OBP: 0.293, SLG: 0.354										4	1	1	2	0	2	3								
Chris Sexton, R OBP: 0.212, SLG: 0.133										3	0	0	0	1	1	1								
Steve Parris, R OBP: 0.140, SLG: 0.167										2	1	0	0	1	1	2								
Brady Clark, R ERA: 6.08										1	0	0	0	0	0	0								
Hector Mercado, L ERA: 2.99										0	0	0	0	0	0	0								
<b>Inning Stats</b>	R: 0 E: 0 K: 0 S: 6	H: 1 LOB: 0 BB: 0 P: 11	R: 1 E: 0 K: 0 S: 11	H: 2 LOB: 2 BB: 2 P: 25	R: 2 E: 0 K: 1 S: 10	H: 3 LOB: 3 BB: 2 P: 20	R: 2 E: 0 K: 1 S: 10	H: 3 LOB: 3 BB: 2 P: 20	R: 0 E: 0 K: 3 S: 12	H: 0 LOB: 1 BB: 0 P: 21	R: 3 E: 0 K: 1 S: 14	H: 2 LOB: 3 BB: 3 P: 32	R: 0 E: 0 K: 1 S: 10	H: 1 LOB: 0 BB: 0 P: 14	R: 0 E: 0 K: 0 S: 5	H: 0 LOB: 0 BB: 0 P: 9	1B: 8 2B: 2 3B: 0 HR: 2	SF: 1 SAC: 0 DP: 2 HBP: 1	WP: 0 PB: 1 SB: 2 CS: 1	PA: 41				
<b>PITCHER</b>	IP WLS BF H R ER SO BB IBB HBP BLK WP HR S P ERA WHIP	3.2 L 21 5 0 0 3 4 0 0 0 0 0 13 22 0.00 0.000	1.1 L 5 0 0 0 3 0 0 0 0 0 0 6 17 ∞ ∞	0.0 L 4 2 3 3 0 2 0 0 0 0 0 6 17 ∞ ∞	2.0 L 8 1 0 0 2 1 0 0 0 0 0 18 29 0.00 1.000	1.0 L 3 0 0 0 0 0 0 1 0 0 0 0 5 9 0.00 0.000																		

Montreal Expos @ Cincinnati Reds  
Cinergy Field, Cincinnati, OH

AB 32  
R 8  
H 12  
RBI 8  
BB 7  
SO 6  
LOB 14



WP: 0  
PB: 1  
SB: 2  
CS: 1



Batter	1	2	3	4	5	6	7	8	9	AB	R	H	RBI	BB	SO	LOB	TOP										
<b>Timo Perez, L</b> OBP: 0.273, SLG: 0.500 (1, 9) C	0-1 2B		0-0 P6		1-2 SF9		3-2 2B		0-1 FC6-4	4	0	2	1	0	0	1											
<b>Mike Bordick, R</b> OBP: 0.345, SLG: 0.468 (1, 6) F	2-3 K		3-2 G6-3		1-0 P5		3-1 F8			4	0	0	0	0	0	1											
<b>Eduardo Alfonso, R</b> OBP: 0.421, SLG: 0.513 (1, 4) B	1-1 G1-3		2-1 F8		4-1 BB		2-1 F8			3	0	0	0	1	0	1											
<b>31 Mike Piazza, R</b> OBP: 0.413, SLG: 0.646 (1, 2) X	0-0 F9		2-2 1B		4-2 BB		2-0 HR			3	1	2	1	1	0	1											
<b>Robin Ventura, L</b> OBP: 0.338, SLG: 0.440 (1, 5) B	2-3 K		0-1 F8		0-0 F9		1-1 F7			4	0	0	0	0	1	3											
<b>Todd Zeile, R</b> OBP: 0.381, SLG: 0.473 (1, 3) B	4-0 FC5-4 BB		2-3 K		2-2 F7		1-1 G5-3			3	0	0	0	1	1	3											
<b>Jay Payton, R</b> OBP: 0.330, SLG: 0.433 (1, 8) B	3-2 FC5-4 E 1-2		0-0 L4		1-2 G1-3		0-0 G4-3			4	0	0	0	0	0	4											
<b>Darryl Hamilton, L</b> OBP: 0.342, SLG: 0.385 (1, 7) B	1-2 E3		1-1 SH5-4 SF9 2B		1-1 G6-3		1-1 F8			4	1	1	0	0	0	1											
<b>Al Leiter, L</b> OBP: 0.115, SLG: 0.061 (7, PH) <b>Matt Fitzpatrick, R</b> OBP: 0.314, SLG: 0.392 (7, 1) <b>29 Eric Cammack, R</b> OBP: 0.300, SLG: 0.500 (7, 1) <b>Rich Rodriguez, L</b> OBP: 0.295, SLG: 0.350 (8, PH) <b>Pat Mahomes, R</b> OBP: 0.307, SLG: 0.392 (8, PH)	0-3 K		1-0 SH5-4		0-1 P6		0-0 FC6-4 1B			1	0	0	0	0	1	2											
<b>Inning Stats</b>	R: 0 E: 0 K: 1 S: 8	H: 1 LOB: 1 BB: 0 P: 11	R: 0 E: 1 K: 2 S: 13	H: 0 LOB: 2 BB: 1 P: 1	R: 0 E: 0 K: 0 S: 6	H: 0 LOB: 0 BB: 0 P: 11	R: 0 E: 0 K: 1 S: 10	H: 1 LOB: 1 BB: 0 P: 14	R: 1 E: 0 K: 0 S: 9	H: 1 LOB: 0 BB: 2 P: 13	R: 0 E: 0 K: 0 S: 12	H: 0 LOB: 2 BB: 2 P: 23	R: 0 E: 0 K: 0 S: 9	H: 1 LOB: 1 BB: 0 P: 16	R: 1 E: 0 K: 0 S: 7	H: 1 LOB: 0 BB: 0 P: 13	R: 0 E: 0 K: 0 S: 6	H: 1 LOB: 1 BB: 0 P: 7	1B: 2 2B: 3 3B: 0 HR: 1	SF: 1 SAC: 1 DP: 0 HBP: 0	WP: 0 PA: 37 PB: 0 SB: 0 CS: 0						
<b>PITCHER</b>	IP	WLS	BF	H	R	ER	SO	BB	IBB	HBP	BLK	WP	HR	S	P	ERA	WHIP										
<b>Elmer Dessens, R</b> ERA: 4.63 (1, 1)	6.2	W	28	4	1	1	4	3	0	0	0	0	0	65	106	1.35	1.050										
<b>Scott Sullivan, R</b> ERA: 3.43 (7, 1)	1.1	H	5	1	1	1	0	0	0	0	0	0	1	9	18	6.75	0.750										
<b>Danny Graves, R</b> ERA: 2.44 (9, 1)	1.0		4	1	0	0	0	0	0	0	0	0	0	6	7	0.00	1.000										

**New York Mets @ Cincinnati Reds**  
Cinergy Field, Cincinnati, OH  
Mon Sep 04 2000, 1:15 PM EDT  
Att: 26,571 - Cloudy - 82 F

AB 32  
R 2  
H 6  
RBI 2  
BB 3  
SO 4  
LOB 18



Batter	1	2	3	4	5	6	7	8	9	AB	R	H	RBI	BB	SO	LOB	BOTTOM										
<b>Pokey Reese, R</b> OBP: 0.319, SLG: 0.396 (1, 4) C	0-1 L8		2-2 G4-3 1B		2-2 G4-3		1-3 K		1-2 1B	5	1	2	1	0	1	0											
<b>Chris Stynes, R</b> OBP: 0.387, SLG: 0.466 (1, 5) H	1-0 HR		1-3 K		4-0 BB		4-2 G3 S BB		0-0 F8	2	1	0	0	2	1	3											
<b>Ken Griffey Jr., L</b> OBP: 0.382, SLG: 0.546 (1, 8) B	2-2 1H HR		2-1 G4-3		4-1 1B		3-1 G3			3	1	1	2	1	0	2											
<b>Dmitri Young, S</b> OBP: 0.347, SLG: 0.495 (1, 3) X	0-0 G4-3		0-0 1B		0-1 L3		1-1 F8			4	0	1	1	0	0	3											
<b>Alex Ochoa, R</b> OBP: 0.359, SLG: 0.494 (1, 9) S	0-1 G4-3		1-1 G5-3		2-2 P1		2-2 F9			4	0	0	0	0	0	1											
<b>Benito Santiago, R</b> OBP: 0.301, SLG: 0.364 (1, 2) C		0-1 SH1-3 FC3-2 2B		2-2 F9		4-0 S 2B BB		0-1 1B SH1-3 1B		3	2	2	0	1	0	0											
<b>Brian Hunter, R</b> OBP: 0.341, SLG: 0.305 (1, 7) X		0-0 SH1-3		3-2 G6-3		3-3 K		3-2 SH1-3 1B 1B		3	1	1	0	0	1	1											
<b>Chris Sexton, R</b> OBP: 0.222, SLG: 0.182 (1, 6) X		0-0 FC3-2		2-2 G5-3		0-0 2B		0-0 SH1-3		3	0	1	2	0	0	1											
<b>Elmer Dessens, R</b> OBP: 0.200, SLG: 0.097 (1, 1) <b>Scott Sullivan, R</b> OBP: 0.333, SLG: 0.333 (7, 1) <b>Michael Tucker, L</b> OBP: 0.379, SLG: 0.505 (6, PH) <b>Danny Graves, R</b> OBP: 0.667, SLG: 2.000 (9, 1)		1-3 K		1-2 G1		0-2 G4-3		1-2 1B BB		3	0	0	0	0	1	2											
<b>Inning Stats</b>	R: 2 E: 0 K: 0 S: 8	H: 1 LOB: 0 BB: 0 P: 11	R: 0 E: 0 K: 1 S: 7	H: 1 LOB: 0 BB: 0 P: 8	R: 1 E: 0 K: 1 S: 12	H: 2 LOB: 1 BB: 0 P: 18	R: 0 E: 0 K: 0 S: 13	H: 0 LOB: 0 BB: 0 P: 20	R: 0 E: 0 K: 1 S: 12	H: 1 LOB: 1 BB: 1 P: 21	R: 0 E: 0 K: 1 S: 11	H: 0 LOB: 1 BB: 1 P: 20	R: 2 E: 0 K: 0 S: 17	H: 3 LOB: 2 BB: 1 P: 27	1B: 5 2B: 2 3B: 0 HR: 1	SF: 0 SAC: 2 DP: 0 HBP: 1	WP: 0 PA: 38 PB: 0 SB: 3 CS: 0										
<b>PITCHER</b>	IP	WLS	BF	H	R	ER	SO	BB	IBB	HBP	BLK	WP	HR	S	P	ERA	WHIP										
<b>Al Leiter, L</b> ERA: 3.33 (1, 1)	6.0	L	27	5	4	4	3	3	0	1	0	0	0	7	12	0.00	3.000										
<b>29 Eric Cammack, R</b> ERA: 7.56 (7, 1)	0.1		2	0	0	0	1	1	0	0	0	0	0	7	12	0.00	3.000										
<b>Rich Rodriguez, L</b> ERA: 8.02 (7, 1)	1.0		5	2	2	2	0	0	0	0	0	0	0	14	23	18.00	2.000										
<b>Pat Mahomes, R</b> ERA: 5.66 (8, 1)	0.2		4	1	0	0	0	1	0	0	0	0	0	7	12	0.00	3.000										

**New York Mets @ Cincinnati Reds**  
Cinergy Field, Cincinnati, OH  
Mon Sep 04 2000, 1:15 PM EDT  
Att: 26,571 - Cloudy - 82 F

AB 30  
R 6  
H 8  
RBI 6  
BB 5  
SO 4  
LOB 13






Batter	1	2	3	4	5	6	7	8	9	10	AB	R	H	RBI	BB	SO	LOB	TOP							
<b>Benny Agbayani, R</b> OBP: 0.404, SLG: 0.488 (1, 7)											4	0	1	1	0	2	0	<b>New York Mets @ Cincinnati Reds</b> Cinergy Field, Cincinnati, OH Tue Sep 05 2000, 7:05 PM EDT Att. 22,664 - Sunny - 73 F							
<b>Timo Perez, L</b> OBP: 0.200, SLG: 0.357 (1, 9) (7, 8)											4	0	0	0	0	1	1								
<b>Edgardo Alfonzo, R</b> OBP: 0.421, SLG: 0.514 (1, 4)											3	1	1	0	1	1	0								
<b>31 Mike Piazza, R</b> OBP: 0.291, SLG: 0.639 <b>Turk Wendell, L</b> OBP: 0.250, SLG: 0.250 <b>Mike Bordick, R</b> OBP: 0.345, SLG: 0.466 (1, 2) (9, 1) (10, 6)											4	0	0	0	0	1	2								
<b>Robin Ventura, L</b> OBP: 0.335, SLG: 0.436 (1, 5)											4	0	0	0	0	0	1								
<b>Todd Zeile, R</b> OBP: 0.362, SLG: 0.480 (1, 3)											4	1	2	2	0	0	0								
<b>Jay Payton, R</b> OBP: 0.330, SLG: 0.432 <b>John Franco, L</b> (7, 1) <b>Todd Pratt, R</b> OBP: 0.350, SLG: 0.440 (9, 2)											3	1	1	0	0	1	1								
<b>20 Kurt Abbott, R</b> OBP: 0.291, SLG: 0.386 <b>Matt Franco, L</b> OBP: 0.320, SLG: 0.269 <b>Armando Benitez, R</b> (10, 1)											3	0	0	0	0	1	1								
<b>Rick Reed, R</b> OBP: 0.233, SLG: 0.205 <b>Rick White, R</b> OBP: 0.250, SLG: 0.250 <b>Joe McEwing, R</b> OBP: 0.246, SLG: 0.386 <b>Lenny Harris, L</b> OBP: 0.306, SLG: 0.380 <b>Derek Bell, R</b> OBP: 0.358, SLG: 0.438 (1, 1) (7, 1) (7, 9) (8, PH) (8, 9)											2	0	0	0	0	1	1								
<b>Inning Stats</b>	R: 0 E: 0 K: 1 S: 8	H: 0 LOB: 0 BB: 0 P: 9	R: 0 E: 0 K: 0 S: 4	H: 0 LOB: 0 BB: 0 P: 6	R: 1 E: 0 K: 1 S: 12	H: 2 LOB: 1 BB: 0 P: 18	R: 1 E: 1 K: 1 S: 15	H: 2 LOB: 1 BB: 0 P: 23	R: 0 E: 0 K: 0 S: 6	H: 0 LOB: 0 BB: 0 P: 10	R: 0 E: 0 K: 0 S: 3	H: 0 LOB: 0 BB: 1 P: 7	R: 0 E: 0 K: 0 S: 9	H: 0 LOB: 0 BB: 0 P: 11	R: 0 E: 0 K: 2 S: 8	H: 0 LOB: 0 BB: 0 P: 11	R: 0 E: 0 K: 3 S: 11		H: 0 LOB: 0 BB: 0 P: 13	R: 1 E: 0 K: 0 S: 12	H: 2 LOB: 1 BB: 0 P: 22	1B: 4 2B: 1 3B: 0 HR: 1	SF: 0 SAC: 0 DP: 1 HBP: 0	WP: 0 PB: 0 SB: 0 CS: 0	PA: 36
<b>PITCHER</b>	IP	WLS	BF	H	R	ER	SO	BB	IBB	HBP	BLK	WP	HR	S	P	ERA	WHIP								
<b>Pete Harnisch, R</b> ERA: 4.54 (1, 1)	7.0		25	4	2	2	3					0	0	57	84	2.57	0.714								
<b>John Riedling, R</b> ERA: 2.45 (8, 1)	1.0		3	0	0	0	2	0	0	0	0	0	0	8	11	0.00	0.000								
<b>Scott Sullivan, R</b> ERA: 3.45 (9, 1)	2.0	L	8	2	1	1	3	0	0	0	0	0	1	23	35	4.50	1.000								

AB	35
R	3
H	6
RBI	3
BB	1
SO	8
LOB	8



Batter	1	2	3	4	5	6	7	8	9	10	AB	R	H	RBI	BB	SO	LOB	BOTTOM							
<b>Pokey Reese, R</b> OBP: 0.318, SLG: 0.393 (1, 4)											5	0	1	1	0	1	2	<b>New York Mets @ Cincinnati Reds</b> Cinergy Field, Cincinnati, OH Tue Sep 05 2000, 7:05 PM EDT Att. 22,664 - Sunny - 73 F							
<b>Chris Stynes, R</b> OBP: 0.387, SLG: 0.485 (1, 5)											5	0	2	1	0	0	1								
<b>Ken Griffey Jr., L</b> OBP: 0.362, SLG: 0.543 (1, 8)											3	0	0	0	2	2	1								
<b>Sean Casey, L</b> OBP: 0.376, SLG: 0.452 (1, 3)												5	0	0	0	0	1		4						
<b>Dmitri Young, S</b> OBP: 0.345, SLG: 0.495 (1, 7)												4	0	2	0	1	0		0						
<b>Michael Tucker, L</b> OBP: 0.379, SLG: 0.500 <b>Alex Ochoa, R</b> OBP: 0.355, SLG: 0.488 (1, 9) (8, PH) (9, 9)												2	0	0	0	1	1		2						
<b>Chris Sexton, R</b> OBP: 0.268, SLG: 0.243 (1, 6)												4	1	2	0	1	0		2						
<b>Jason LaRue, R</b> OBP: 0.221, SLG: 0.317 <b>D.T. Cromer, L</b> OBP: 0.375, SLG: 0.652 <b>Kimera Barteo, R</b> (7, PH) (7, PR)												2	0	0	0	0	0		2						
<b>Benito Santiago, R</b> OBP: 0.305, SLG: 0.364 (8, 2)												1	0	1	0	0	0		0						
<b>Pete Harnisch, S</b> OBP: 0.194, SLG: 0.333 <b>John Riedling, R</b> <b>Brady Clark, R</b> <b>Scott Sullivan, R</b> OBP: 0.333, SLG: 0.333 (1, 1) (8, 1) (8, PH) (9, 1)												2	0	0	0	0	0		1						
<b>Inning Stats</b>	R: 0 E: 0 K: 1 S: 10	H: 0 LOB: 1 BB: 1 P: 16	R: 0 E: 0 K: 0 S: 12	H: 2 LOB: 1 BB: 0 P: 16	R: 0 E: 0 K: 0 S: 8	H: 0 LOB: 0 BB: 0 P: 12	R: 0 E: 0 K: 1 S: 10	H: 0 LOB: 1 BB: 1 P: 14	R: 1 E: 0 K: 0 S: 12	H: 2 LOB: 1 BB: 0 P: 20	R: 0 E: 0 K: 0 S: 10	H: 1 LOB: 2 BB: 1 P: 16	R: 1 E: 0 K: 0 S: 12	H: 2 LOB: 2 BB: 1 P: 20	R: 0 E: 0 K: 1 S: 9	H: 0 LOB: 2 BB: 2 P: 22	R: 0 E: 0 K: 2 S: 11	H: 1 LOB: 1 BB: 0 P: 16	R: 0 E: 0 K: 0 S: 10	H: 0 LOB: 0 BB: 0 P: 11	1B: 7 2B: 1 3B: 0 HR: 0	SF: 0 SAC: 1 DP: 0 HBP: 0	WP: 1 PB: 0 SB: 0 CS: 0	PA: 43	
<b>PITCHER</b>	IP	WLS	BF	H	R	ER	SO	BB	IBB	HBP	BLK	WP	HR	S	P	ERA	WHIP								
<b>Rick Reed, R</b> ERA: 4.08 (1, 1)	6.1		27	6	2	2	3					0	0	66	99	2.84	1.421								
<b>Rick White, R</b> ERA: 3.90 (7, 1)	0.1	B	3	1	0	0	0	1	0	0	0	0	0	4	9	0.00	6.000								
<b>John Franco, L</b> ERA: 2.49 (7, 1)	1.1		6	0	0	0	1	1	1	0	0	1	0	13	28	0.00	0.750								
<b>Turk Wendell, R</b> ERA: 3.32 (9, 1)	1.0	W	4	1	0	0	2	0	0	0	0	0	0	11	16	0.00	1.000								
<b>Armando Benitez, R</b> ERA: 2.27 (10, 1)	1.0	S	3	0	0	0	0	0	0	0	0	0	0	10	11	0.00	0.000								

AB	36
R	2
H	8
RBI	2
BB	6
SO	6
LOB	17





Batter	1	2	3	4	5	6	7	8	9	AB	R	H	RBI	BB	SO	LOB	TOP				
<b>Pokey Reese, R</b> (1, 4) OBP: 0.319, SLG: 0.393	G6-3		WP 1B		2B		BB			3	1	2	0	1	0	0	<b>Cincinnati Reds @ Pittsburgh Pirates</b> Three Rivers Stadium, Pittsburgh, PA Fri Sep 08 2000, 5:05 PM EDT Cloudy - 80 F				
<b>Chris Stynes, R</b> (1, 5) OBP: 0.389, SLG: 0.464	K		P3		K		G3			4	0	0	0	0	2	3					
<b>Ken Griffey Jr., L</b> (1, 8) OBP: 0.384, SLG: 0.550	FC4-6			HR	2B			P4		4	1	2	1	0	0	1					
<b>Sean Casey, L</b> (1, 3) OBP: 0.380, SLG: 0.473	G6-3			HR						4	1	2	2	0	0	2					
<b>Brian Hunter, R</b> (8, PR) OBP: 0.341, SLG: 0.305	G6-3			HR	F9					0	0	0	0	0	0	0					
<b>Dmitri Young, S</b> (1, 7) OBP: 0.347, SLG: 0.489		G4-3		F8				G5-3		4	0	0	0	0	0	1					
<b>Michael Tucker, L</b> (1, 9) OBP: 0.386, SLG: 0.497	G4-3			FC6-4 BB				P3		2	0	0	0	1	0	0					
<b>Scott Sullivan, R</b> (6, 1) OBP: 0.333, SLG: 0.333	G4-3									0	0	0	0	0	0	0					
<b>Mike Bell, R</b> (8, PH) OBP: 0.300, SLG: 0.600										1	0	0	0	0	0	1					
<b>John Riedling, R</b> (6, 1)										0	0	0	0	0	0	0					
<b>Benito Santiago, R</b> (1, 2) OBP: 0.306, SLG: 0.382	K			F7				G6-3		4	0	1	0	0	1	1					
<b>Chris Sexton, R</b> (1, 6) OBP: 0.240, SLG: 0.217			F9	FC6-4			F9	FC1-6		4	0	0	0	0	0	2					
<b>Scott Williamson, R</b> (1, 1) OBP: 0.167, SLG: 0.063										1	0	0	0	0	1	0					
<b>Hector Mercado, L</b> (4, 1)										1	0	0	0	0	1	0					
<b>Alex Ochoa, R</b> (6, 9) OBP: 0.358, SLG: 0.482								G6-4-3		2	0	0	0	0	1	1					
<b>Inning Stats</b>	R: 0 E: 0 K: 1 S: 13	H: 0 LOB: 1 BB: 0 P: 16	R: 0 E: 0 K: 1 S: 10	H: 0 LOB: 0 BB: 13	R: 0 E: 0 K: 1 S: 17	H: 1 LOB: 1 BB: 0 P: 28	R: 2 E: 0 K: 0 S: 13	H: 2 LOB: 1 BB: 1 P: 21	R: 1 E: 0 K: 2 S: 15	H: 2 LOB: 1 BB: 0 P: 21	R: 0 E: 0 K: 0 S: 10	H: 0 LOB: 1 BB: 1 P: 15	R: 0 E: 0 K: 0 S: 7	H: 1 LOB: 1 BB: 0 P: 11	R: 0 E: 0 K: 0 S: 8	H: 1 LOB: 0 BB: 10	1B: 3 2B: 2 3B: 1 HR: 1	SF: 0 SAC: 0 DP: 1 HBP: 0	WP: 1 PB: 1 SB: 0 CS: 0	PA: 36	
<b>PITCHER</b>	IP	WLS	BF	H	R	ER	SO	BB	IBB	HBP	BLK	WP	HR	S	P	ERA	WHIP				
<b>Todd Ritchie, R</b> (1, 1) ERA: 4.67	6.0	W	25	5	3	3	5	1	0	0	0	1	1	78	115	4.50	1.000				
<b>Rich Loiselle, R</b> (7, 1) ERA: 5.1	1.0	H	4	0	0	0	1	1	0	0	0	0	0	8	15	0.00	1.000				
<b>Scott Sauerbeck, L</b> (8, 1) ERA: 3.44	1.0	H	4	1	0	0	0	0	0	0	0	0	0	7	11	0.00	1.000				
<b>Mike Williams, R</b> (9, 1) ERA: 3.56	1.0		3	1	0	0	0	0	0	0	0	0	0	8	10	0.00	1.000				

AB	34
R	3
H	7
RBI	3
BB	2
SO	6
LOB	12



Batter	1	2	3	4	5	6	7	8	9	AB	R	H	RBI	BB	SO	LOB	BOTTOM				
<b>Adrian Brown, S</b> (1, 8) OBP: 0.384, SLG: 0.458	K		18 2B	G4-3				2B		4	2	2	1	1	1	1	<b>Cincinnati Reds @ Pittsburgh Pirates</b> Three Rivers Stadium, Pittsburgh, PA Fri Sep 08 2000, 5:05 PM EDT Cloudy - 80 F				
<b>18 Jason Kendall, R</b> (1, 2) OBP: 0.416, SLG: 0.478	G4-3		1B				K	F8		5	0	3	2	0	1	2					
<b>Brian Giles, L</b> (1, 7) OBP: 0.427, SLG: 0.603	G4-3			2B			P6	2B		3	1	0	0	2	1	3					
<b>John Vander Wal, L</b> (1, 9) OBP: 0.399, SLG: 0.541		WP BB	P6				K	F7		4	1	1	2	1	1	2					
<b>Enrique Wilson, S</b> (1, 5) OBP: 0.345, SLG: 0.438	F7		F7				WP 1B	F7		5	0	1	0	0	0	4					
<b>Warren Morris, L</b> (1, 4) OBP: 0.339, SLG: 0.330	E7		F8				1B			3	0	2	0	1	0	2					
<b>19 Alex Hernandez, L</b> (1, 3) OBP: 0.207, SLG: 0.345	L6			HR			K			4	1	1	1	0	2	5					
<b>Abraham Nunez, S</b> (1, 6) OBP: 0.273, SLG: 0.211			G4-3	SH3 1B			G4-3	E3 2B		3	2	1	0	1	0	2					
<b>Todd Ritchie, R</b> (1, 1) ERA: 3.29										1	0	0	0	0	0	2					
<b>John Wettens, R</b> (5, PH) OBP: 0.386, SLG: 0.375										1	0	0	0	0	0	0					
<b>Rich Loiselle, R</b> (7, 1) ERA: 4.5										0	0	0	0	0	0	0					
<b>Scott Sauerbeck, R</b> (8, 1) ERA: 3.29										0	0	0	0	0	0	0					
<b>Pat Meares, R</b> (8, PH) OBP: 0.326, SLG: 0.379										0	0	0	0	0	0	0					
<b>Mike Williams, R</b> (9, 1) ERA: 1.59										0	0	0	0	0	0	0					
<b>Inning Stats</b>	R: 0 E: 0 K: 1 S: 8	H: 1 LOB: 0 BB: 0 P: 13	R: 1 E: 1 K: 0 S: 9	H: 1 LOB: 2 BB: 2	R: 1 E: 0 K: 0 S: 10	H: 1 LOB: 2 BB: 2	R: 2 E: 0 K: 1 S: 15	H: 3 LOB: 1 BB: 0 P: 25	R: 0 E: 0 K: 2 S: 14	H: 1 LOB: 2 BB: 1	R: 0 E: 0 K: 1 S: 12	H: 1 LOB: 1 BB: 0 P: 18	R: 0 E: 0 K: 1 S: 8	H: 1 LOB: 1 BB: 0 P: 11	R: 3 E: 1 K: 0 S: 13	H: 2 LOB: 1 BB: 1 P: 21	1B: 6 2B: 4 3B: 0 HR: 1	SF: 0 SAC: 2 DP: 1 HBP: 0	WP: 2 PB: 0 SB: 0 CS: 0	PA: 41	
<b>PITCHER</b>	IP	WLS	BF	H	R	ER	SO	BB	IBB	HBP	BLK	WP	HR	S	P	ERA	WHIP				
<b>Scott Williamson, R</b> (1, 1) ERA: 3.29	3.2	L	20	6	4	3	1	3	1	0	0	0	0	39	79	7.36	2.455				
<b>Hector Mercado, L</b> (4, 1) ERA: 4.5	1.2		8	2	0	0	3	1	0	0	0	1	0	23	42	0.00	1.800				
<b>Scott Sullivan, R</b> (6, 1) ERA: 3.29	1.2		6	1	0	0	2	0	0	0	0	0	0	14	19	0.00	0.600				
<b>John Riedling, R</b> (8, 1) ERA: 1.59	1.0		7	2	3	0	0	1	0	0	0	0	0	13	21	0.00	3.000				

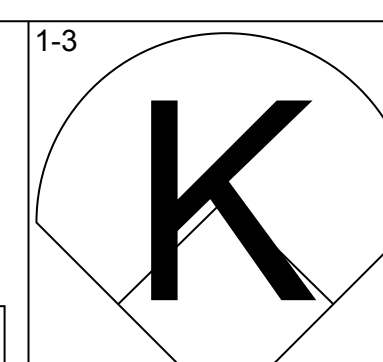
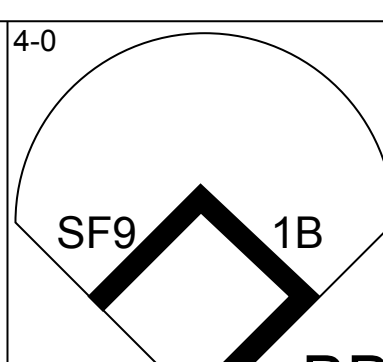
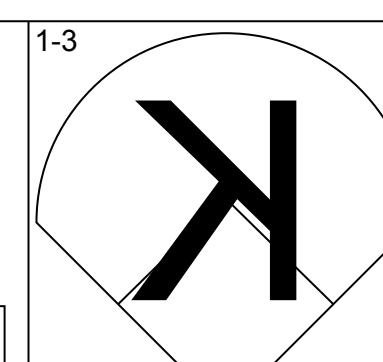
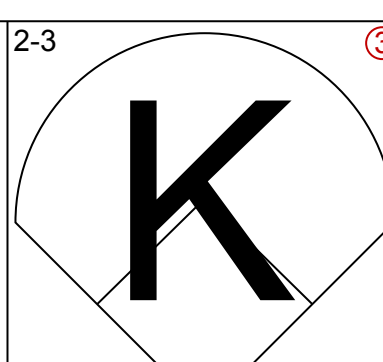
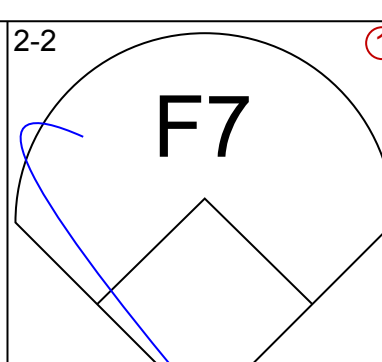
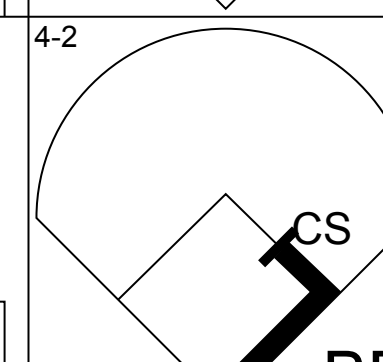
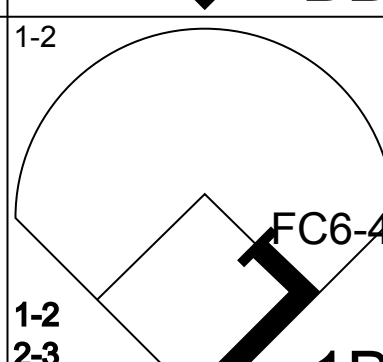
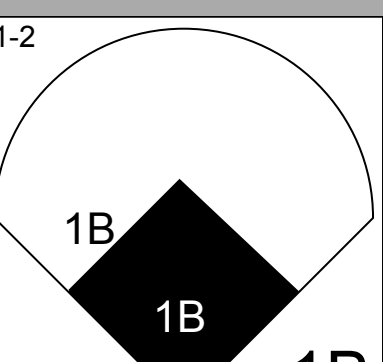
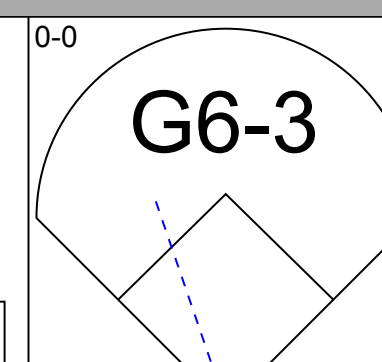
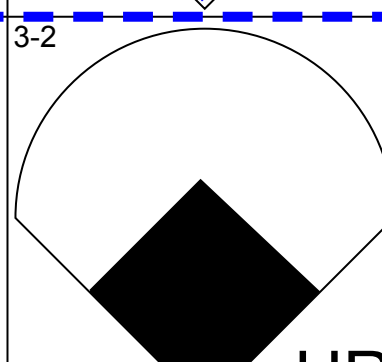
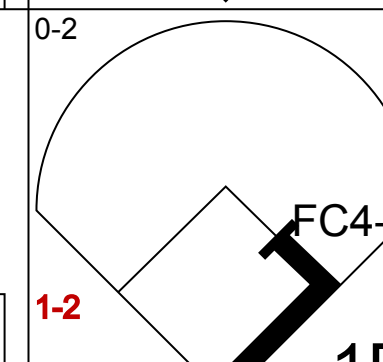
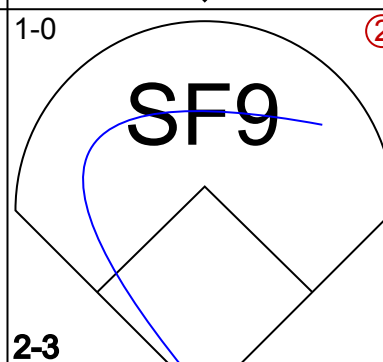
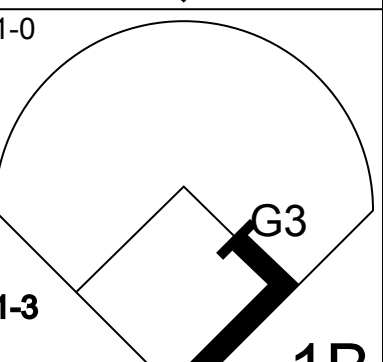
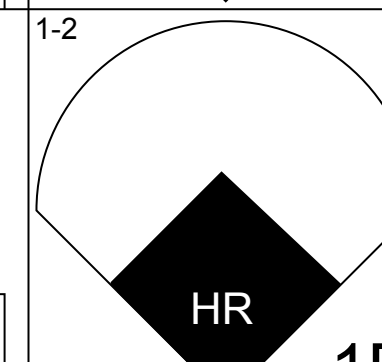
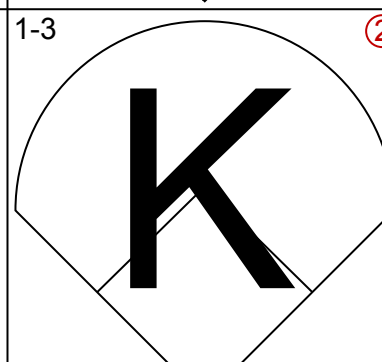
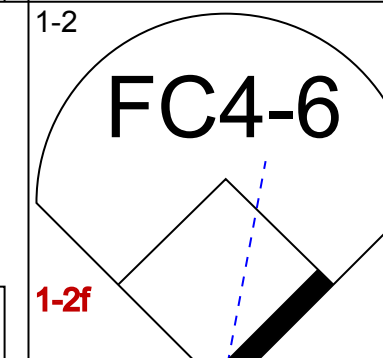
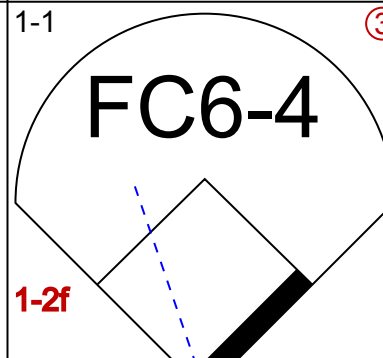
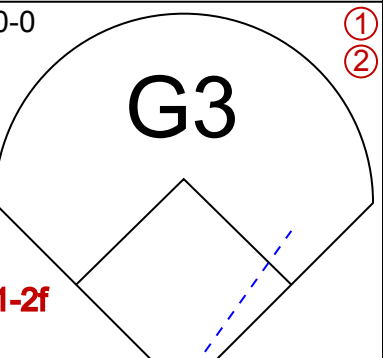
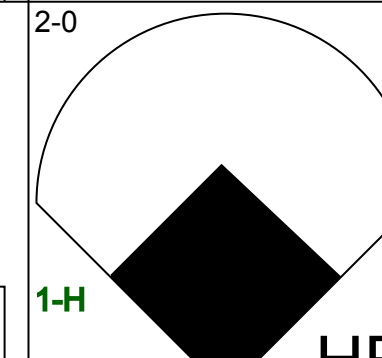
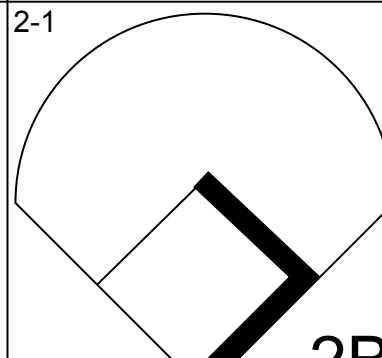


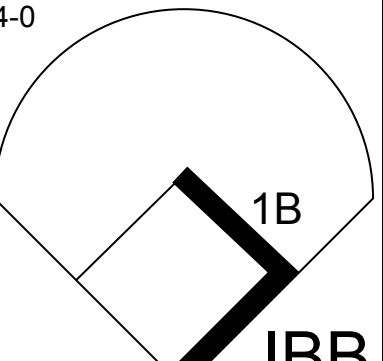
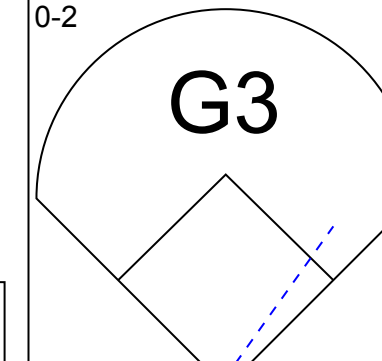
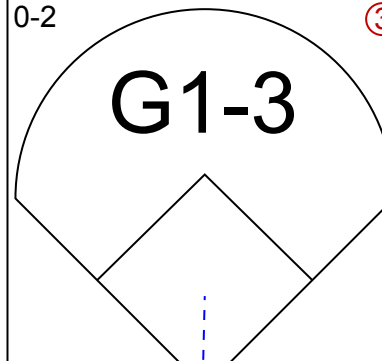
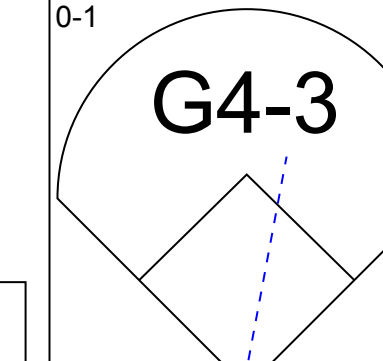
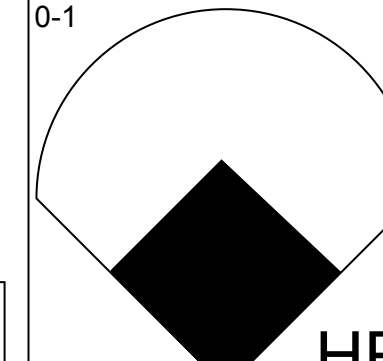
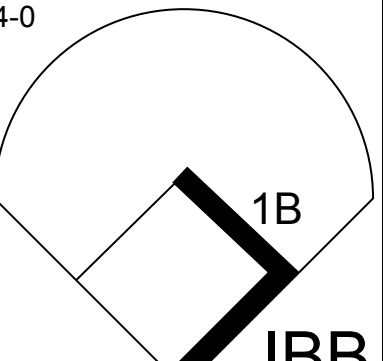
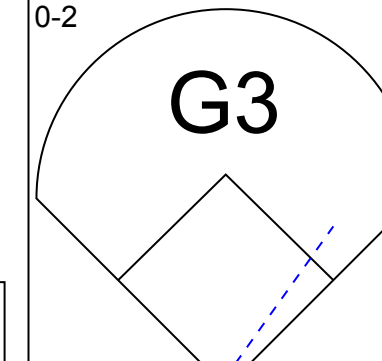
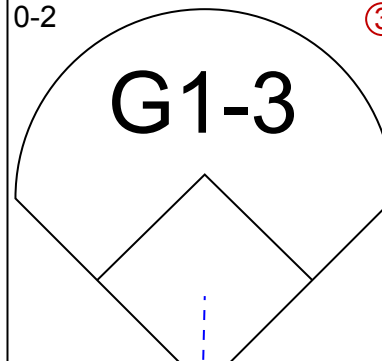

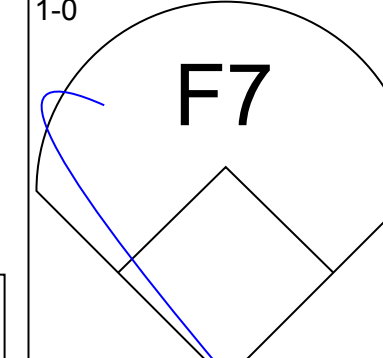
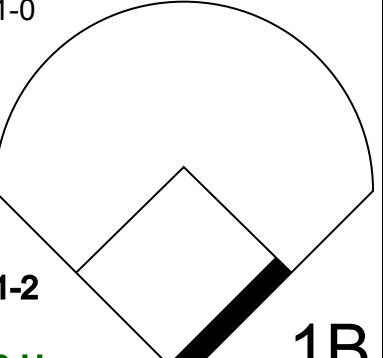
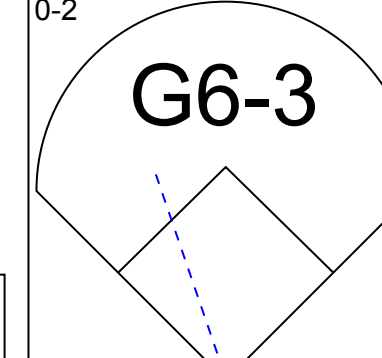
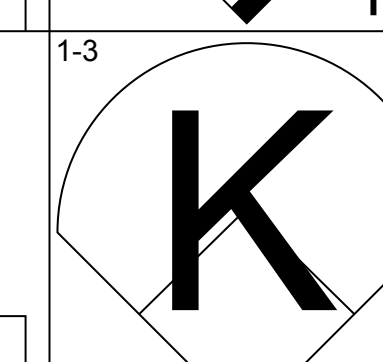
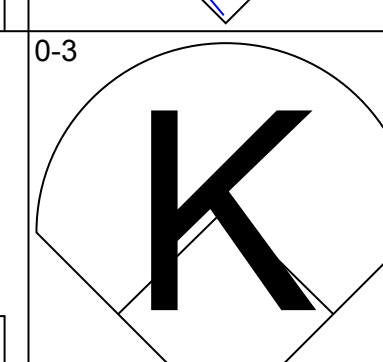
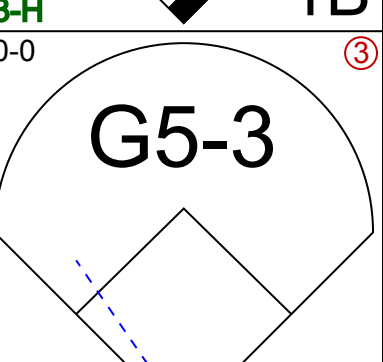
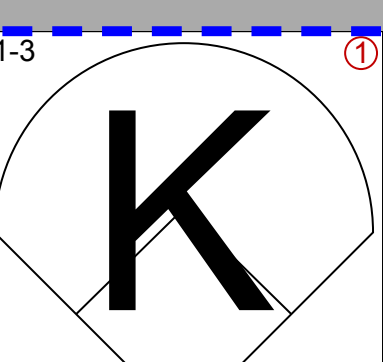
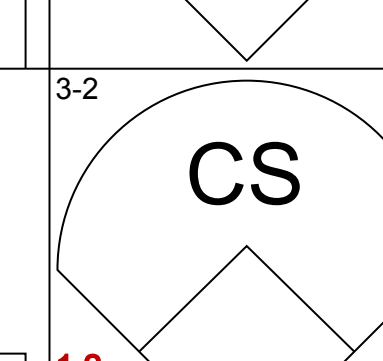
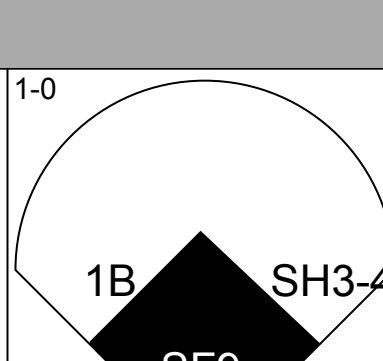
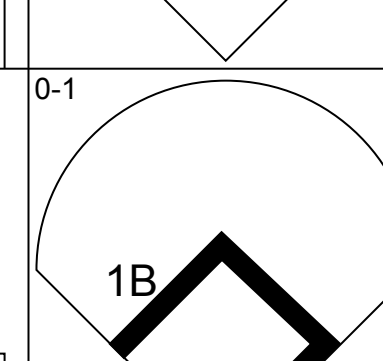
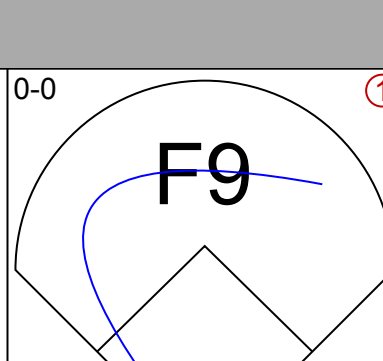
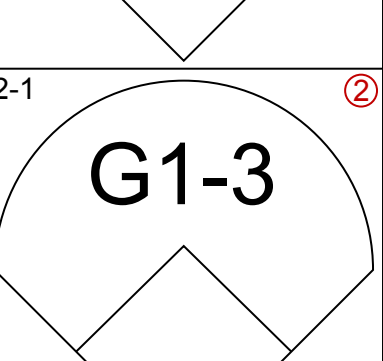
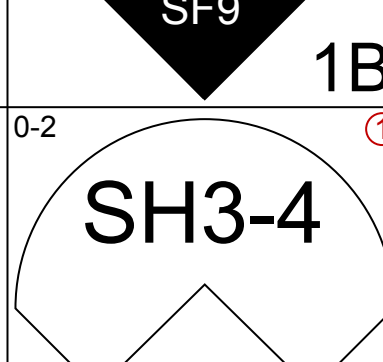
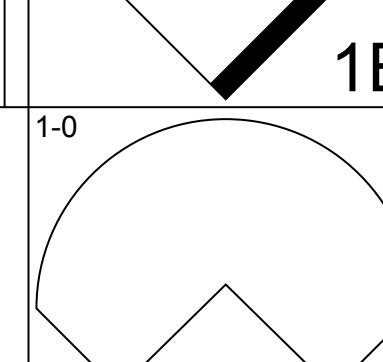
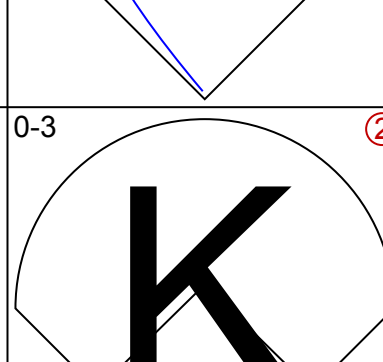
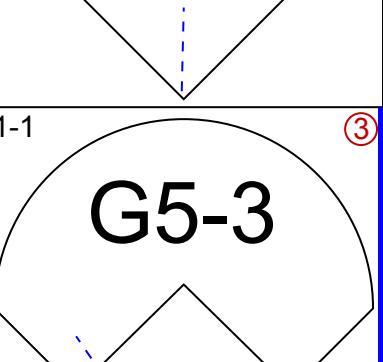
AB	33
R	7
H	11
RBI	6
BB	6
SO	6
LOB	23






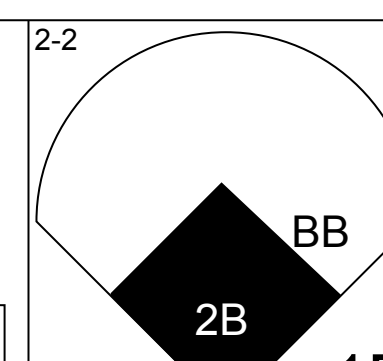
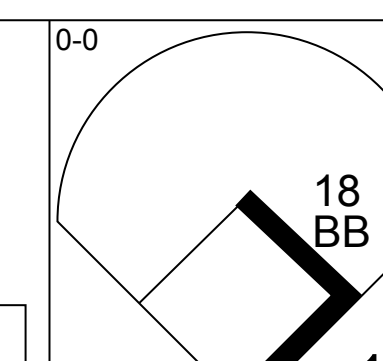
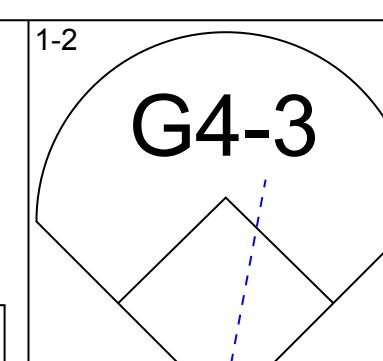
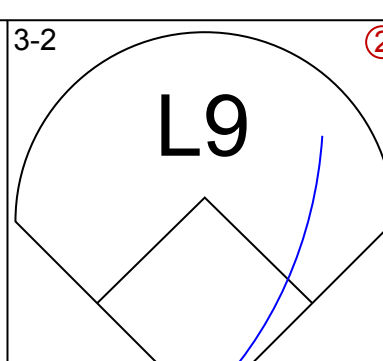
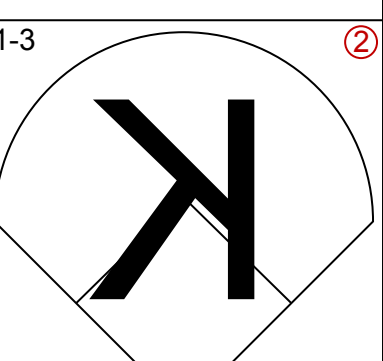
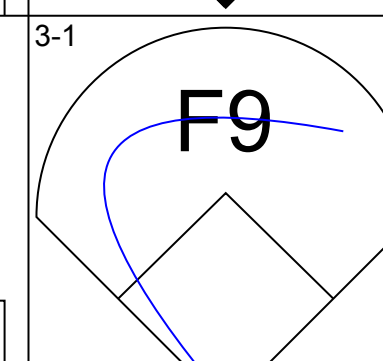
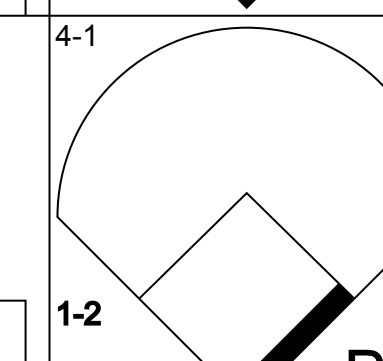
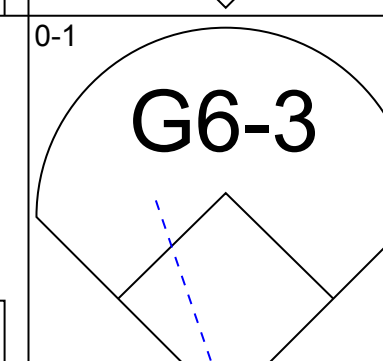
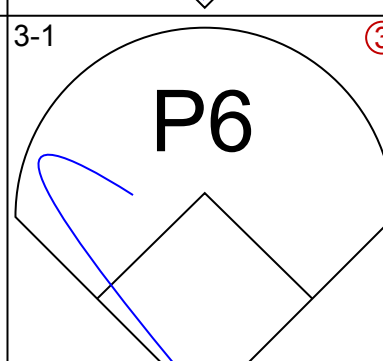
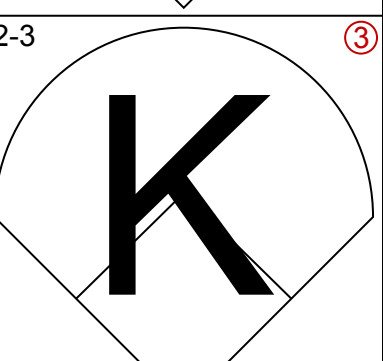
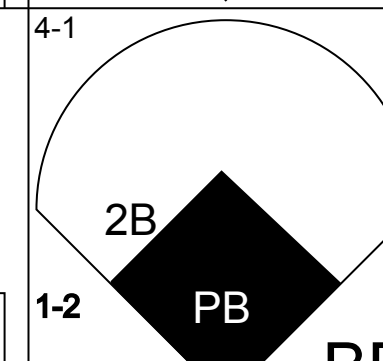
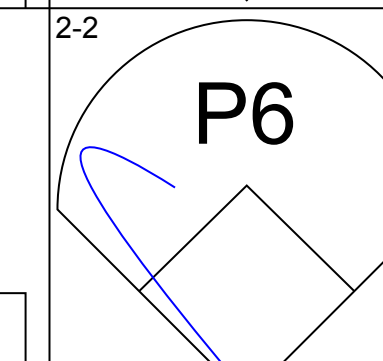
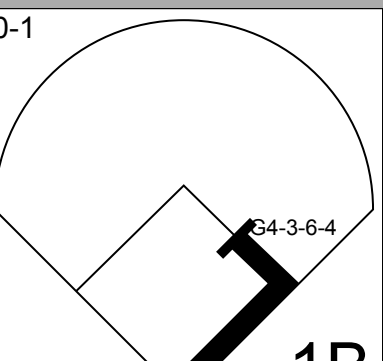

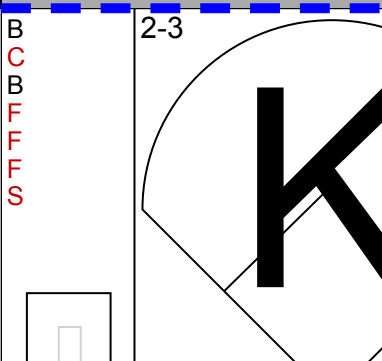
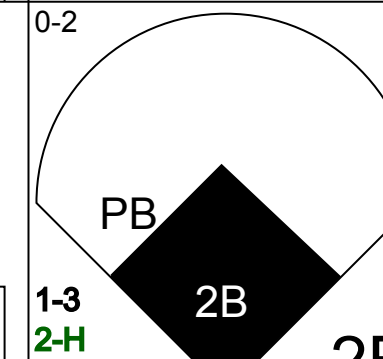
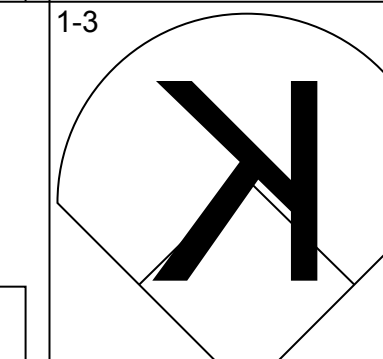
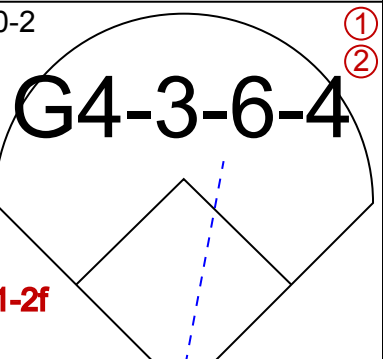
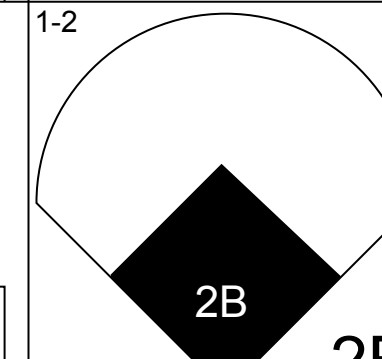
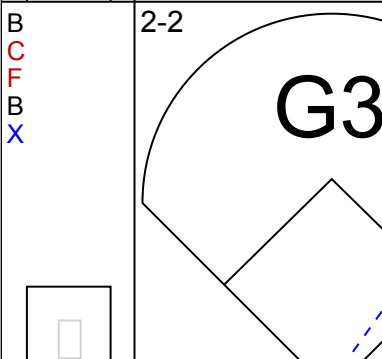
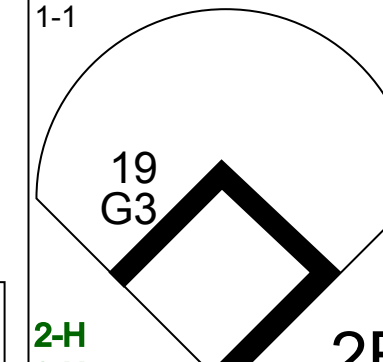
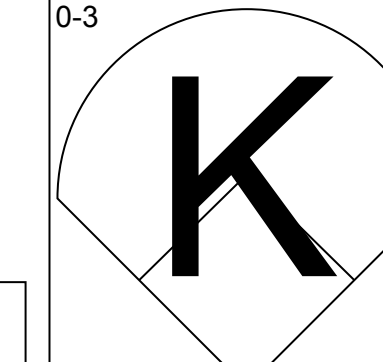
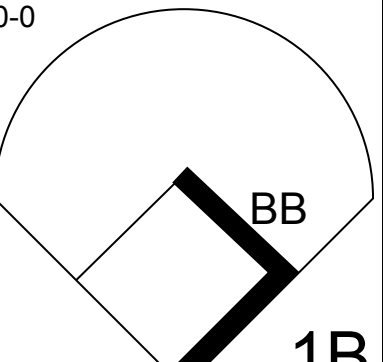
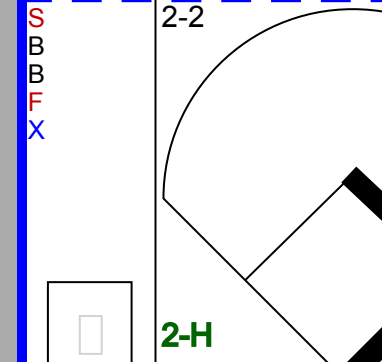
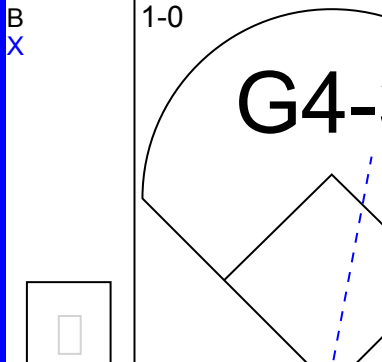
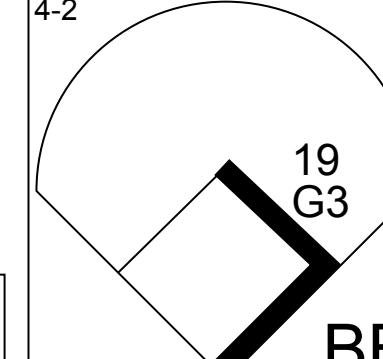
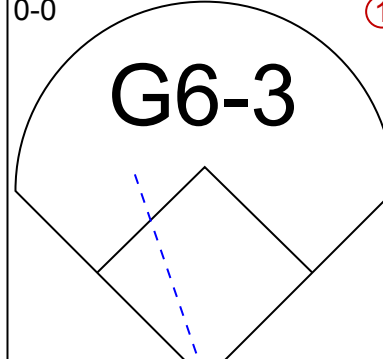

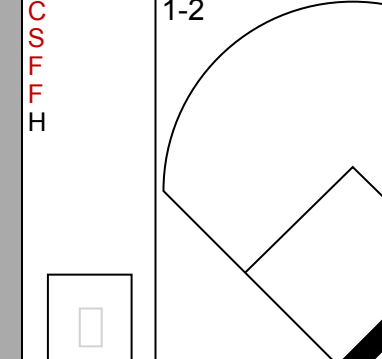

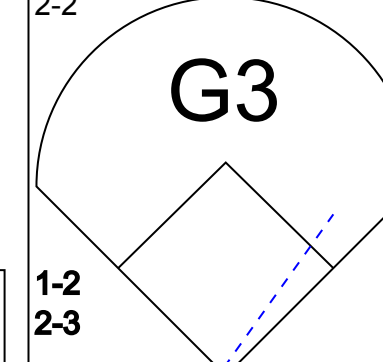
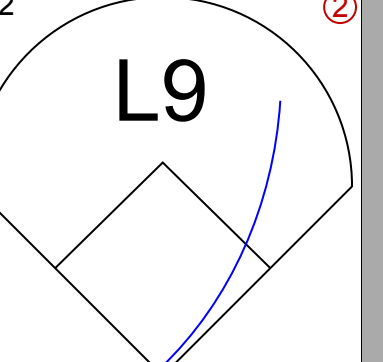
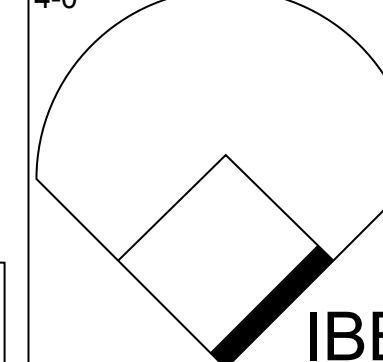
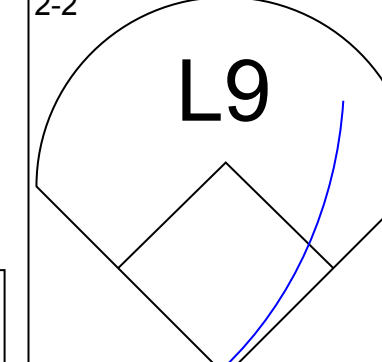
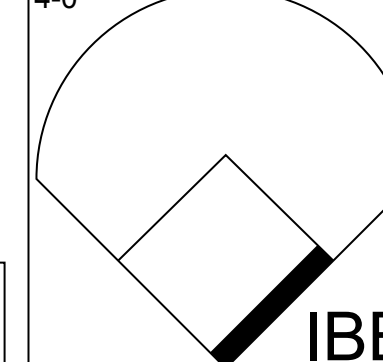

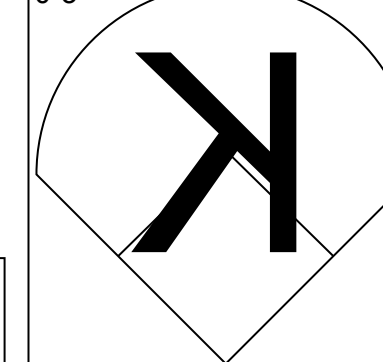
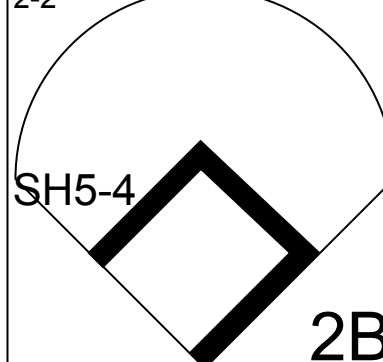
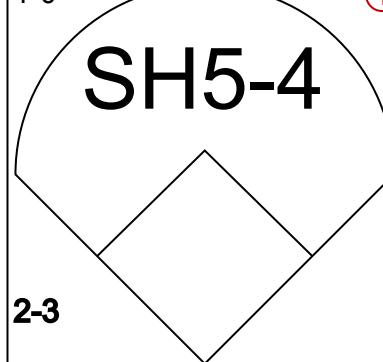

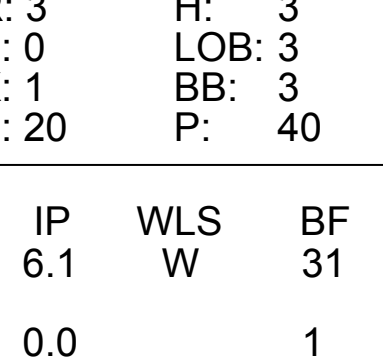
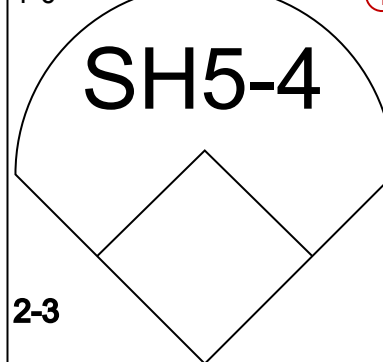
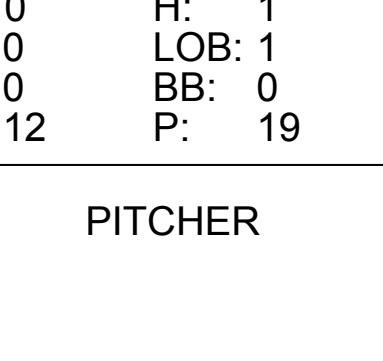
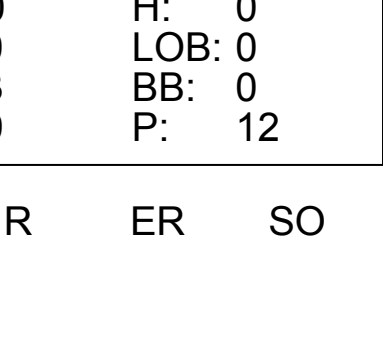





Batter	1	2	3	4	5	6	7	8	9	AB	R	H	RBI	BB	SO	LOB	TOP					
<b>Pokey Reese, R</b> OBP: 0.321, SLG: 0.391 (1, 4)										4	0	0	0	1	3	2	<b>Cincinnati Reds @ Pittsburgh Pirates</b> Three Rivers Stadium, Pittsburgh, PA Sat Sep 09 2000, 7:05 PM EDT Att: 34,590 - Sunny - 80 F					
<b>Michael Tucker, L</b> OBP: 0.398, SLG: 0.525 (1, 9)										4	2	3	1	1	0	0						
<b>Ken Griffey Jr., L</b> OBP: 0.384, SLG: 0.547 (1, 8)										4	1	3	1	0	1	0						
<b>Dmitri Young, S</b> OBP: 0.348, SLG: 0.496 <b>Kimera Barteel, R</b> (9, PR)										5	1	2	2	0	0	5						
<b>Danny Graves, R</b> OBP: 0.667, SLG: 2.000 (9, 1)										0	0	0	0	0	0	0						
<b>Sean Casey, L</b> OBP: 0.378, SLG: 0.475 (1, 3)										4	1	1	1	1	0	1						
<b>Chris Stynes, R</b> OBP: 0.389, SLG: 0.463 (1, 5)										4	0	2	1	0	0	0						
<b>Benito Santiago, R</b> OBP: 0.300, SLG: 0.374 (1, 2)										4	0	0	0	0	3	3						
<b>Chris Sexton, R</b> OBP: 0.276, SLG: 0.231 (1, 6)										4	1	2	0	0	0	0						
<b>Steve Parris, R</b> OBP: 0.154, SLG: 0.180 <b>Dennis Reyes, R</b> <b>Scott Sullivan, R</b> <b>Brady Clark, R</b> <b>John Riedling, R</b> <b>Alex Ochoa, R</b> OBP: 0.304, SLG: 0.478 (1, 1) (7, 1) (7, 1) (8, PH) (8, 1) (9, 7)										2	0	1	0	0	1	0						
<b>Inning Stats</b>	R: 0 E: 0 K: 1 S: 14	H: 1 LOB: 1 BB: 1 P: 20	R: 0 E: 0 K: 1 S: 9	H: 1 LOB: 2 BB: 1 P: 14	R: 1 E: 0 K: 0 S: 10	H: 2 LOB: 2 BB: 1 P: 18	R: 1 E: 0 K: 2 S: 14	H: 3 LOB: 2 BB: 1 P: 17	R: 1 E: 0 K: 0 S: 11	H: 3 LOB: 2 BB: 1 P: 18	R: 0 E: 0 K: 2 S: 7	H: 0 LOB: 0 BB: 0 P: 9	R: 2 E: 0 K: 0 S: 11	H: 2 LOB: 0 BB: 0 P: 14	R: 0 E: 0 K: 1 S: 8	H: 0 LOB: 0 BB: 0 P: 12	R: 1 E: 0 K: 1 S: 17	H: 2 LOB: 1 BB: 0 P: 25	1B: 10 2B: 1 3B: 0 HR: 3	SF: 1 SAC: 1 DP: 1 HBP: 0	WP: 0 PB: 0 SB: 0 CS: 2	PA: 42
<b>PITCHER</b>	IP	WLS	BF	H	R	ER	SO	BB	IBB	HBP	BLK	WP	HR	S	P	ERA	WHIP					
<b>Kris Benson, R</b> ERA: 3.81 (1, 1)	7.0	L	33	12	5	5	6	2	1	0	0	0	2	76	110	6.43	2.000					
<b>Rich Loiselle, R</b> ERA: 4.99 (8, 1)	1.1		4	0	0	0	1	0	0	0	0	0	0	12	18	0.00	0.000					
<b>Jeff Wallace, L</b> ERA: 5.45 (9, 1)	0.2		4	2	1	1	1	0	0	0	0	0	1	13	19	13.50	3.000					

AB	36
R	6
H	14
RBI	6
BB	3
SO	8
LOB	11



Batter	1	2	3	4	5	6	7	8	9	AB	R	H	RBI	BB	SO	LOB	BOTTOM					
<b>Adrian Brown, S</b> OBP: 0.385, SLG: 0.455 (1, 8)										5	1	2	0	0	1	1	<b>Cincinnati Reds @ Pittsburgh Pirates</b> Three Rivers Stadium, Pittsburgh, PA Sat Sep 09 2000, 7:05 PM EDT Att: 34,590 - Sunny - 80 F					
<b>18 Jason Kendall, R</b> OBP: 0.415, SLG: 0.475 (1, 2)										4	0	0	0	1	1	2						
<b>Brian Giles, L</b> OBP: 0.427, SLG: 0.600 (1, 7)										4	1	1	0	1	1	2						
<b>John Vander Wal, L</b> OBP: 0.399, SLG: 0.545 (1, 9)										5	2	2	1	0	1	3						
<b>Warren Morris, L</b> OBP: 0.340, SLG: 0.334 <b>Alex Ramirez, R</b> OBP: 0.295, SLG: 0.452 <b>Rich Loiselle, R</b> <b>Jeff Wallace, L</b> (1, 4) (7, PH) (8, 1) (9, 1)										3	0	2	1	0	1	2						
<b>Enrique Wilson, S</b> OBP: 0.343, SLG: 0.432 (9, PH)										1	0	0	0	0	0	0						
<b>Keith Osk, R</b> OBP: 0.396, SLG: 0.518 (1, 5)										1	0	0	0	2	0	0						
<b>19 Alex Hernandez, L</b> OBP: 0.167, SLG: 0.278 (1, 3)										4	0	0	0	0	2	6						
<b>Pat Meares, R</b> OBP: 0.297, SLG: 0.379 (1, 6)										3	0	1	0	1	1	2						
<b>Kris Benson, R</b> OBP: 0.177, SLG: 0.140 <b>Abraham Nunez, S</b> OBP: 0.278, SLG: 0.208 (1, 1) (8, 4)										2	0	0	0	0	2	3						
<b>Inning Stats</b>	R: 3 E: 0 K: 1 S: 20	H: 3 LOB: 3 BB: 3 P: 40	R: 0 E: 0 K: 2 S: 12	H: 1 LOB: 2 BB: 1 P: 19	R: 0 E: 0 K: 1 S: 11	H: 0 LOB: 0 BB: 0 P: 16	R: 0 E: 0 K: 1 S: 8	H: 0 LOB: 0 BB: 0 P: 10	R: 0 E: 0 K: 0 S: 11	H: 2 LOB: 1 BB: 1 P: 16	R: 0 E: 0 K: 0 S: 12	H: 1 LOB: 1 BB: 0 P: 19	R: 1 E: 0 K: 1 S: 22	H: 2 LOB: 2 BB: 0 P: 32	R: 0 E: 0 K: 3 S: 9	H: 0 LOB: 0 BB: 0 P: 12	R: 0 E: 0 K: 1 S: 9	H: 0 LOB: 0 BB: 0 P: 14	1B: 4 2B: 5 3B: 0 HR: 0	SF: 0 SAC: 1 DP: 1 HBP: 1	WP: 0 PB: 1 SB: 0 CS: 0	PA: 41
<b>PITCHER</b>	IP	WLS	BF	H	R	ER	SO	BB	IBB	HBP	BLK	WP	HR	S	P	ERA	WHIP					
<b>Steve Parris, R</b> ERA: 4.53 (1, 1)	6.1	W	31	8	4	4	6	4	0	0	0	0	0	3	5	5.68	1.895					
<b>Dennis Reyes, L</b> ERA: 5.21 (7, 1)	0.0		1	1	0	0	0	0	0	0	0	0	0	3	5	∞	∞					
<b>Scott Sullivan, R</b> ERA: 3.36 (7, 1)	0.2	H	3	0	0	0	1	0	0	1	0	0	0	13	18	0.00	0.000					
<b>John Riedling, R</b> ERA: 1.35 <b>Danny Graves, R</b> ERA: 2.39 (8, 1) (9, 1)	1.0	H	3	0	0	0	3	0	0	0	0	0	0	9	12	0.00	0.000					
<b>PITCHER</b>	IP	WLS	BF	H	R	ER	SO	BB	IBB	HBP	BLK	WP	HR	S	P	ERA	WHIP					
<b>Steve Parris, R</b> ERA: 4.53 (1, 1)	6.1	W	31	8	4	4	6	4	0	0	0	0	0	3	5	5.68	1.895					
<b>Dennis Reyes, L</b> ERA: 5.21 (7, 1)	0.0		1	1	0	0	0	0	0	0	0	0	0	3	5	∞	∞					
<b>Scott Sullivan, R</b> ERA: 3.36 (7, 1)	0.2	H	3	0	0	0	1	0	0	1	0	0	0	13	18	0.00	0.000					
<b>John Riedling, R</b> ERA: 1.35 <b>Danny Graves, R</b> ERA: 2.39 (8, 1) (9, 1)	1.0	H	3	0	0	0	3	0	0	0	0	0	0	9	12	0.00	0.000					

AB	34
R	4
H	9
RBI	3
BB	5
SO	11
LOB	21





Batter	1	2	3	4	5	6	7	8	9	AB	R	H	RBI	BB	SO	LOB	TOP									
<b>Pokey Reese, R</b> OBP: 0.323, SLG: 0.392 (1, 4)	1-1 BB 1B		2-1 G4-3		0-1 HR 1B		4-1 2B BB		1-0 F7	4	2	2	0	1	0	0	<b>Cincinnati Reds @ Pittsburgh Pirates</b> Three Rivers Stadium, Pittsburgh, PA Sun Sep 10 2000, 1:35 PM EDT Att: 35,046 - Cloudy - 82 F									
<b>Alex Ochoa, R</b> OBP: 0.366, SLG: 0.503 (7, 7)	4-1 BB		2-2 F9		0-1 1H 2H HR		3-1 2B		3-2 BB HBP	3	1	2	5	1	0	0										
<b>Ken Griffey Jr., L</b> OBP: 0.385, SLG: 0.551 (1, 8)	2-3 K		1-1 HR		3-0 P6		1-3 K		4-0 BB	4	1	1	1	1	2	3										
<b>Dmitri Young, S</b> OBP: 0.345, SLG: 0.492 <b>Michael Tucker, L</b> OBP: 0.396, SLG: 0.522 (7, 9)	0-0 F9		0-0 G5-3		1-3 K		3-3 K		1-3 K	4	0	0	0	0	2	3										
<b>Sean Casey, L</b> OBP: 0.377, SLG: 0.472 (1, 3)	0-1 G6-3			1-0 G4-6-3 1B		2-3 K		1-2 F9		4	0	1	0	0	1	2										
<b>Chris Stynes, R</b> OBP: 0.384, SLG: 0.457 (1, 5)		0-0 G6-3		0-1 F2		1-2 G5-3		2-2 G5-3		4	0	0	0	0	0	1										
<b>Juan Castro, R</b> OBP: 0.261, SLG: 0.327 (1, 6)		0-1 F9		1-0 G4-6-3 1-2		0-1 G6-3		0-1 1B		4	0	1	0	0	0	1										
<b>Jason LaRue, R</b> OBP: 0.237, SLG: 0.314 (1, 2)		2-2 1B		0-0 G5-3		3-1 G6-3		2-2 F9		4	0	1	0	0	0	1										
<b>Elmer Dessens, R</b> OBP: 0.237, SLG: 0.094 <b>Hector Mercado, L</b> (8, 1)		3-3 K		4-2 1B HR BB		4-2 WP 2B BB		1-2 G3		1	2	0	0	2	1	1										
<b>Scott Sullivan, R</b> OBP: 0.333, SLG: 0.333 <b>D.T. Cromer, L</b> OBP: 0.400, SLG: 0.594 <b>Danny Graves, R</b> OBP: 0.697, SLG: 2.000 (9, 1)										0	0	0	0	0	0	0										
<b>Inning Stats</b>	R: 0 E: 0 K: 1 S: 9	H: 1 LOB: 2 BB: 1 P: 16	R: 0 E: 0 K: 1 S: 9	H: 1 LOB: 1 BB: 0 P: 14	R: 1 E: 0 K: 0 S: 9	H: 1 LOB: 0 BB: 0 P: 14	R: 0 E: 0 K: 0 S: 4	H: 1 LOB: 0 BB: 0 P: 6	R: 3 E: 0 K: 1 S: 11	H: 2 LOB: 0 BB: 1 P: 19	R: 0 E: 0 K: 1 S: 11	H: 0 LOB: 0 BB: 0 P: 14	R: 2 E: 0 K: 2 S: 13	H: 1 LOB: 1 BB: 2 P: 31	R: 0 E: 0 K: 0 S: 13	H: 1 LOB: 1 BB: 0 P: 18	R: 0 E: 0 K: 1 S: 12	H: 0 LOB: 2 BB: 1 P: 22	1B: 5 2B: 1 3B: 0 HR: 2	SF: 0 SAC: 0 DP: 1 HBP: 1	WP: 1 PB: 0 SB: 0 CS: 0	PA: 40				
<b>PITCHER</b>	IP	WLS	BF	H	R	ER	SO	BB	IBB	HBP	BLK	WP	HR	S	P	ERA	WHIP									
<b>Jimmy Anderson, L</b> ERA: 4.51	(1, 1)	6.1	L	28	6	6	6	4	4	0	0	0	1	2	58	99	8.53	1.579								
<b>Scott Sauerbeck, L</b> ERA: 3.39	(7, 1)	1.0		4	1	0	0	2	0	0	0	0	0	0	12	20	0.00	1.000								
<b>Marc Wilkins, R</b> ERA: 4.68	(8, 1)	1.2		8	1	0	0	1	1	0	1	0	0	0	21	35	0.00	1.200								

AB	34
R	6
H	8
RBI	6
BB	5
SO	7
LOB	14



Batter	1	2	3	4	5	6	7	8	9	AB	R	H	RBI	BB	SO	LOB	BOTTOM									
<b>Adrian Brown, S</b> OBP: 0.397, SLG: 0.450 (1, 8)	1-1 G3-1		4-1 PB 18 1B G3 BB		4-1 18 1B SF7 BB		1-2 G4-3			2	2	0	0	2	0	0	<b>Cincinnati Reds @ Pittsburgh Pirates</b> Three Rivers Stadium, Pittsburgh, PA Sun Sep 10 2000, 1:35 PM EDT Att: 35,046 - Cloudy - 82 F									
<b>18 Jason Kendall, R</b> OBP: 0.415, SLG: 0.475 (1, 2)	1-1 G4-3		1-2 G3 PB SF9 1B		2-2 1B		0-2 F8			4	1	2	0	0	0	0										
<b>Brian Giles, L</b> OBP: 0.427, SLG: 0.600 (1, 7)	1-2 1B 1B		2-2 G3		0-0 SF7			4-0 FC5-4 BB		2	1	1	2	1	0	1										
<b>John Vander Wal, L</b> OBP: 0.397, SLG: 0.543 (7, 9)	3-1 1B 1B		1-1 SF9		1-3 2H L3			3-3 K		3	0	1	1	0	1	2										
<b>Enrique Wilson, S</b> OBP: 0.342, SLG: 0.429 (9, 4)	0-0 1B		1-1 F9		0-0 G3-1			1-2 FC5-4		4	0	1	1	0	0	1										
<b>Warren Morris, L</b> OBP: 0.340, SLG: 0.333 <b>Keith Osik, R</b> OBP: 0.394, SLG: 0.512 (8, 5)		1-0 G4-3		0-1 P5		4-0 BB		0-3 K		2	0	0	0	1	0	0										
<b>Alex Ramirez, R</b> OBP: 0.291, SLG: 0.445 <b>Scott Sauerbeck, R</b> (7, 1)		1-2 G4-3		0-0 G6-3		1-3 K			1-1 G1-4-3	3	0	0	0	0	1	1										
<b>Marc Wilkins, R</b> OBP: 0.250, SLG: 0.250 <b>John Wehner, R</b> OBP: 0.364, SLG: 0.350 (9, 1)										0	0	0	0	0	0	0										
<b>Abraham Nunez, S</b> OBP: 0.277, SLG: 0.224 (1, 6)		0-0 2B		2-3 K		0-1 G3			1-3 K	4	0	1	0	0	2	1										
<b>Jimmy Anderson, L</b> OBP: 0.152, SLG: 0.174 <b>19 Alex Hernandez, L</b> OBP: 0.158, SLG: 0.263 (7, 3)		1-1 F8		0-0 G5-3		1-1 G1-3			0-0 F8	2	0	0	0	0	0	1										
<b>Inning Stats</b>	R: 1 E: 0 K: 0 S: 10	H: 3 LOB: 2 BB: 0 P: 16	R: 0 E: 0 K: 0 S: 7	H: 1 LOB: 0 BB: 0 P: 10	R: 2 E: 0 K: 0 S: 11	H: 1 LOB: 0 BB: 1 P: 20	R: 0 E: 0 K: 1 S: 6	H: 0 LOB: 0 BB: 0 P: 8	R: 1 E: 0 K: 0 S: 9	H: 1 LOB: 1 BB: 1 P: 16	R: 0 E: 0 K: 1 S: 6	H: 0 LOB: 1 BB: 1 P: 11	R: 0 E: 0 K: 2 S: 11	H: 0 LOB: 1 BB: 1 P: 19	R: 0 E: 0 K: 1 S: 6	H: 0 LOB: 0 BB: 0 P: 8	1B: 5 2B: 1 3B: 0 HR: 0	SF: 2 SAC: 0 DP: 0 HBP: 0	WP: 0 PB: 1 SB: 0 CS: 0	PA: 36						
<b>PITCHER</b>	IP	WLS	BF	H	R	ER	SO	BB	IBB	HBP	BLK	WP	HR	S	P	ERA	WHIP									
<b>Elmer Dessens, R</b> ERA: 4.58	(1, 1)	7.0	W	30	6	4	3	2	4	0	0	0	0	0	57	95	3.86	1.429								
<b>Hector Mercado, L</b> ERA: 4.29	(8, 1)	0.2	H	2	0	0	0	1	0	0	0	0	0	8	12	0.00	0.000									
<b>Scott Sullivan, R</b> ERA: 3.35	(8, 1)	0.1	H	1	0	0	0	1	0	0	0	0	0	3	3	0.00	0.000									
<b>Danny Graves, R</b> ERA: 2.36	(9, 1)	1.0	S	3	0	0	0	1	0	0	0	0	0	6	8	0.00	0.000									

AB	30
R	4
H	6
RBI	4
BB	4
SO	5
LOB	8






Batter	1	2	3	4	5	6	7	8	9	AB	R	H	RBI	BB	SO	LOB	TOP					
Chad Meyers, R OBP: 0.205, SLG: 0.220 Ross Gload, L OBP: 0.250, SLG: 0.333 (8, 7)	K		F8	FC6-4		P4		K2-3		4	0	0	0	0	1	3						
Ricky Gutierrez, R OBP: 0.382, SLG: 0.414 (1, 6)	G4-3		K		P4		F7		1B 1B BB	4	1	0	0	1	1	0						
Sammy Sosa, R OBP: 0.412, SLG: 0.656 (1, 9)	K			HR	15 2B				K	5	2	3	1	0	2	1						
Mark Grace, L OBP: 0.403, SLG: 0.453 (1, 3)		2B		BB 1B SF9	15 2B		F9		1B	5	2	4	0	0	0	1						
15 Julio Zuleta, R OBP: 0.300, SLG: 0.489 Todd Van Poppel, R (5, 1)	K		K				F7		K	3	0	1	2	0	2	2						
Willie Greene, L OBP: 0.292, SLG: 0.379 Steve Rain, R (7, 1)										1	0	0	0	0	0	1						
Eric Young Sr., R OBP: 0.386, SLG: 0.406 (8, 4)										1	0	0	0	0	0	2						
Damon Buford, R OBP: 0.324, SLG: 0.401 Jeff Reed, L OBP: 0.335, SLG: 0.325 Gary Matthews, S OBP: 0.257, SLG: 0.283 (9, FR)		BB		SF9 76 1B	G4-3				K	3	1	1	0	1	1	0						
Jose Nieves, R OBP: 0.253, SLG: 0.363 (1, 5)	F9			FC6-4 76 1B BB			K		K	4	0	1	0	1	2	4						
Joe Girardi, R OBP: 0.344, SLG: 0.384 (1, 2)	F9			SF9			F9		K	3	0	0	1	0	1	3						
76 Daniel Garibay, L OBP: 0.143, SLG: 0.143 Roosevelt Brown, L OBP: 0.333, SLG: 0.489 Tim Worrell, R (8, 1)			G4-3		FC6-4 1B		WP 2B			2	0	1	1	0	0	0						
										2	0	2	0	0	0	0						
										0	0	0	0	0	0	0						
<b>Inning Stats</b>	R: 0 E: 0 K: 2 S: 7	H: 0 LOB: 0 BB: 0 P: 10	R: 0 E: 0 K: 1 S: 12	H: 1 LOB: 2 BB: 1 P: 21	R: 0 E: 0 K: 1 S: 7	H: 0 LOB: 0 BB: 0 P: 11	R: 3 E: 0 K: 1 S: 18	H: 4 LOB: 2 BB: 1 P: 28	R: 2 E: 0 K: 0 S: 16	H: 3 LOB: 0 BB: 0 P: 24	R: 0 E: 0 K: 1 S: 10	H: 1 LOB: 1 BB: 0 P: 14	R: 0 E: 0 K: 0 S: 11	H: 1 LOB: 1 BB: 0 P: 19	R: 0 E: 0 K: 3 S: 12	H: 2 LOB: 2 BB: 0 P: 20	R: 1 E: 0 K: 3 S: 15	H: 2 LOB: 2 BB: 1 P: 25	1B: 9 2B: 4 3B: 0 HR: 1	SF: 1 SAC: 0 DP: 0 HBP: 0	WP: 1 PB: 0 SB: 0 CS: 0	PA: 43
<b>PITCHER</b>	IP	WLS	BF	H	R	ER	SO	BB	IBB	HBP	BLK	WP	HR	S	P	ERA	WHIP					
Pete Harnisch, R ERA: 4.73 Scott Sullivan, R ERA: 3.29 John Riedling, R ERA: 1.17 Danny Graves, R ERA: 2.44	5.0	W	24	8	5	5	5	2	0	0	0	0	1	60	94	9.00	2.000					
	2.0	H	8	2	0	0	1	0	0	0	0	1	0	21	33	0.00	1.000					
	1.0	H	5	2	0	0	3	0	0	0	0	0	0	12	20	0.00	2.000					
	1.0	S	6	2	1	1	3	1	0	0	0	0	0	15	25	9.00	3.000					

Chicago Cubs @ Cincinnati Reds  
Cinergy Field, Cincinnati, OH  
Mon Sep 11 2000, 7:05 PM EDT  
Att: 22,532 - Cloudy - 70 F


AB	39
R	6
H	14
RBI	6
BB	3
SO	12
LOB	19



Batter	1	2	3	4	5	6	7	8	9	AB	R	H	RBI	BB	SO	LOB	BOTTOM					
Pokey Reese, R OBP: 0.321, SLG: 0.388 (1, 4)	F9			G6-3			K			4	0	0	0	0	1	1						
Alex Ochoa, R OBP: 0.364, SLG: 0.514 (8, 7)	F9			G5-3			HR			4	1	1	1	0	0	0						
Ken Griffey Jr., L OBP: 0.385, SLG: 0.549 Brian Hunter, R OBP: 0.341, SLG: 0.305 (8, 8)	P5			K			BB 2B BB			3	0	1	0	1	1	0						
Dmitri Young, S OBP: 0.349, SLG: 0.495 John Riedling, R OBP: 0.667, SLG: 2.000 (9, 1)		WP 2B 1B		G5-3			G4-6-3 BB			3	1	2	0	1	0	0						
Sean Casey, L OBP: 0.374, SLG: 0.468 (1, 3)				G4-3			G4-6-3			4	0	0	0	0	2	3						
Chris Stynes, R OBP: 0.386, SLG: 0.456 (1, 5)		2B HR BB					F9		G4-3	3	2	1	0	1	0	0						
Juan Castro, R OBP: 0.287, SLG: 0.343 (1, 6)							G5-3		G5-3	4	2	2	1	0	0	0						
Jason LaRue, R OBP: 0.253, SLG: 0.384 (1, 2)							G3			3	1	2	5	0	0	0						
Pete Harnisch, S OBP: 0.184, SLG: 0.316 Scott Sullivan, R OBP: 0.333, SLG: 0.333 D.T. Cromer, L OBP: 0.389, SLG: 0.576 Michael Tucker, L OBP: 0.396, SLG: 0.522 (8, 9)							L3			2	0	0	0	0	0	1						
										0	0	0	0	0	0	0						
										1	0	0	0	0	0	0						
										0	0	0	0	0	0	0						
<b>Inning Stats</b>	R: 0 E: 0 K: 0 S: 10	H: 0 LOB: 0 BB: 0 P: 15	R: 4 E: 0 K: 1 S: 16	H: 3 LOB: 0 BB: 1 P: 28	R: 0 E: 0 K: 1 S: 6	H: 0 LOB: 0 BB: 0 P: 12	R: 2 E: 0 K: 0 S: 12	H: 3 LOB: 1 BB: 0 P: 19	R: 0 E: 0 K: 0 S: 7	H: 1 LOB: 1 BB: 1 P: 13	R: 0 E: 0 K: 0 S: 7	H: 0 LOB: 0 BB: 0 P: 10	R: 1 E: 0 K: 1 S: 8	H: 2 LOB: 2 BB: 1 P: 16	R: 0 E: 0 K: 1 S: 8	H: 0 LOB: 0 BB: 0 P: 12	1B: 3 2B: 4 3B: 0 HR: 2	SF: 0 SAC: 0 DP: 1 HBP: 0	WP: 1 PB: 0 SB: 0 CS: 0	PA: 34		
<b>PITCHER</b>	IP	WLS	BF	H	R	ER	SO	BB	IBB	HBP	BLK	WP	HR	S	P	ERA	WHIP					
76 Daniel Garibay, L ERA: 5.53 Todd Van Poppel, R ERA: 3.22 Steve Rain, R ERA: 4.15 Tim Worrell, R ERA: 3.32	4.0	L	19	6	6	6	2	1	0	0	0	0	1	44	74	13.50	1.750					
	2.0		7	1	0	0	0	1	0	0	0	0	0	14	23	0.00	1.000					
	1.0		5	2	1	1	1	1	0	0	0	0	1	8	16	9.00	3.000					
	1.0		3	0	0	0	1	0	0	0	0	0	0	8	12	0.00	0.000					

Chicago Cubs @ Cincinnati Reds  
Cinergy Field, Cincinnati, OH  
Mon Sep 11 2000, 7:05 PM EDT  
Att: 22,532 - Cloudy - 70 F

AB	31
R	7
H	9
RBI	7
BB	3
SO	4
LOB	5





Batter	1	2	3	4	5	6	7	8	9	AB	R	H	RBI	BB	SO	LOB	TOP					
<b>Eric Young Sr., R</b> OBP: 0.367, SLG: 0.407 (1, 4)										3	1	1	0	1	0	1						
<b>Gary Matthews, S</b> OBP: 0.284, SLG: 0.290 (1, 8) (7, 7)										4	0	2	0	0	0	1						
<b>Sammy Sosa, R</b> OBP: 0.409, SLG: 0.651 (1, 9)											4	0	0	0	0	1	3					
<b>Mark Grace, L</b> OBP: 0.400, SLG: 0.449 (1, 3)											4	0	0	0	0	1						
<b>Roosevelt Brown, L</b> OBP: 0.333, SLG: 0.479 <b>Damon Buford, R</b> OBP: 0.323, SLG: 0.400 (1, 7) (7, 8)											3	0	1	0	0	0	1					
<b>Willie Greene, L</b> OBP: 0.292, SLG: 0.377 (1, 5)											4	0	1	0	0	1	1					
<b>Jeff Reed, L</b> OBP: 0.330, SLG: 0.320 (1, 2)											3	0	0	0	0	2						
<b>Augie Ojeda, S</b> OBP: 0.323, SLG: 0.352 (1, 6)										2	1	1	0	1	0	1						
<b>34 Kerry Wood, R</b> OBP: 0.289, SLG: 0.333 (1, 1)										3	0	0	0	0	0	2						
<b>Inning Stats</b>	R: 1 E: 1 K: 0 S: 7	H: 2 LOB: 1 BB: 0 P: 10	R: 0 E: 0 K: 1 S: 10	H: 0 LOB: 1 BB: 1 P: 21	R: 0 E: 0 K: 0 S: 5	H: 1 LOB: 0 BB: 0 P: 9	R: 0 E: 0 K: 0 S: 4	H: 1 LOB: 1 BB: 0 P: 5	R: 1 E: 0 K: 0 S: 8	H: 1 LOB: 0 BB: 0 P: 10	R: 0 E: 0 K: 1 S: 6	H: 0 LOB: 0 BB: 0 P: 9	R: 0 E: 0 K: 0 S: 8	H: 1 LOB: 0 BB: 0 P: 15	R: 0 E: 0 K: 0 S: 9	H: 0 LOB: 1 BB: 1 P: 13	R: 0 E: 0 K: 1 S: 12	H: 0 LOB: 0 BB: 0 P: 21	1B: 5 2B: 1 3B: 0 HR: 0	SF: 0 SAC: 0 DP: 2 HBP: 0	WP: 0 PB: 0 CS: 2	PA: 33
<b>PITCHER</b>	IP	WLS	BF	H	R	ER	SO	BB	IBB	HBP	BLK	WP	HR	S	P	ERA	WHIP					
<b>Oswaldo Fernandez, R</b> ERA: 4.34 (1, 1)	6.0	L	23	5	2	1	2	1	0	0	1	0	0	40	64	1.50	1.000					
<b>Hector Mercado, L</b> ERA: 3.95 (7, 1)	1.0		3	1	0	0	0	0	0	0	0	0	0	8	15	0.00	1.000					
<b>Mark Wohlers, R</b> ERA: 3.27 (8, 1)	1.0		4	0	0	0	0	1	0	0	0	0	0	9	13	0.00	1.000					
<b>Dennys Reyes, L</b> ERA: 5.06 (9, 1)	1.0		3	0	0	0	1	0	0	0	0	0	0	12	21	0.00	0.000					

**Chicago Cubs @ Cincinnati Reds**  
Cinergy Field, Cincinnati, OH  
Tue Sep 12 2000, 7:05 PM EDT  
Att: 25,744 - Sunny - 78 F

AB 31  
R 2  
H 6  
RBI 0  
BB 2  
SO 3  
LOB 13



Batter	1	2	3	4	5	6	7	8	9	AB	R	H	RBI	BB	SO	LOB	BOTTOM				
<b>Pokey Reese, R</b> OBP: 0.320, SLG: 0.386 (1, 4)											3	0	0	0	1	0	0				
<b>Alex Ochoa, R</b> OBP: 0.361, SLG: 0.525 (1, 9) (8, 8)											4	1	1	1	0	0	1				
<b>Sean Casey, L</b> OBP: 0.375, SLG: 0.469 <b>Brian Hunter, R</b> OBP: 0.341, SLG: 0.305 (1, 3) (9, PR)											3	0	1	0	1	0	0				
<b>Dmitri Young, S</b> OBP: 0.346, SLG: 0.491 (1, 7)											4	0	0	0	0	3	2				
<b>Michael Tucker, L</b> OBP: 0.391, SLG: 0.514 <b>Mark Wohlers, R</b> (8, 1) <b>Dennys Reyes, R</b> (9, 1) <b>D.T. Cromer, L</b> OBP: 0.378, SLG: 0.559 (9, PH)											3	0	0	0	0	0	0				
<b>Chris Stynes, R</b> OBP: 0.385, SLG: 0.455 (1, 5)										3	0	1	0	0	1	0					
<b>Benito Santiago, R</b> OBP: 0.297, SLG: 0.369 (1, 2)										3	0	0	0	0	1	1					
<b>Juan Castro, R</b> OBP: 0.268, SLG: 0.343 (1, 6)											3	0	1	0	0	0	0				
<b>Oswaldo Fernandez, R</b> OBP: 0.167, SLG: 0.118 <b>Brooks Kieschnick, L</b> (6, PH) <b>Hector Mercado, L</b> (7, 1) <b>Brady Clark, R</b> (8, 9)										1	0	0	0	0	0	0	0				
<b>Inning Stats</b>	R: 0 E: 0 K: 0 S: 7	H: 0 LOB: 0 BB: 0 P: 10	R: 0 E: 0 K: 2 S: 9	H: 0 LOB: 0 BB: 0 P: 15	R: 0 E: 0 K: 0 S: 7	H: 0 LOB: 0 BB: 0 P: 10	R: 0 E: 0 K: 1 S: 7	H: 1 LOB: 1 BB: 0 P: 11	R: 0 E: 0 K: 1 S: 8	H: 0 LOB: 1 BB: 1 P: 15	R: 0 E: 0 K: 0 S: 7	H: 0 LOB: 0 BB: 0 P: 11	R: 0 E: 0 K: 2 S: 9	H: 1 LOB: 1 BB: 0 P: 10	R: 1 E: 0 K: 2 S: 14	H: 1 LOB: 1 BB: 1 P: 24	1B: 2 2B: 1 3B: 0 HR: 1	SF: 0 SAC: 0 DP: 1 HBP: 0	WP: 0 PB: 0 CS: 0	PA: 32	
<b>PITCHER</b>	IP	WLS	BF	H	R	ER	SO	BB	IBB	HBP	BLK	WP	HR	S	P	ERA	WHIP				
<b>34 Kerry Wood, R</b> ERA: 5.1 (1, 1)	9.0	W	32	4	1	1	8	2	0	0	0	0	1	75	116	1.00	0.667				

**Chicago Cubs @ Cincinnati Reds**  
Cinergy Field, Cincinnati, OH  
Tue Sep 12 2000, 7:05 PM EDT  
Att: 25,744 - Sunny - 78 F

AB 30  
R 1  
H 4  
RBI 1  
BB 2  
SO 8  
LOB 6





Batter	1	2	3	4	5	6	7	8	9	AB	R	H	RBI	BB	SO	LOB	TOP		
Eric Young Sr. R (1,4) OBP: 0.367, SLG: 0.406 Chad Meyers, R (7,PH) OBP: 0.200, SLG: 0.214 Felix Heredia, L (7,1)	4-1 SH3 S 2B BB		2-1 F9		1-0 G1-3		0-0 F8			2	1	0	0	1	0	1			
Ricky Gutierrez, R (1,6) OBP: 0.383, SLG: 0.414 Augie Ojeda, S (8,PH) OBP: 0.317, SLG: 0.345	1-0 SH3		2-2 G4-3		0-1 G1-3		0-0 F9			2	0	1	0	0	0	0			
Sammy Sosa, R (1,9) OBP: 0.411, SLG: 0.653 15 Julio Zuleta, R (8,PR) OBP: 0.300, SLG: 0.489	2-1 G3 2B		4-1 BB		1-3 K		1-0 3B			3	0	2	1	1	1	2			
Mark Grace, L (1,3) OBP: 0.398, SLG: 0.446 Ross Gload, L (6,3)	1-0 G3		2-1 F8		1-1 G4-3		1-2 3B			3	0	0	0	0	0	2			
Roosevelt Brown, L (1,7) OBP: 0.309, SLG: 0.442	0-3 K			2-0 F7		0-0 F8		2-2 P4		4	0	0	0	0	1	3			
Shane Andrews, R (1,5) OBP: 0.301, SLG: 0.444		1-0 HR		1-3 K2-3		1-0 F9		1-3 K		4	1	1	1	0	2	2			
Gary Matthews, S (1,8) OBP: 0.204, SLG: 0.284		0-0 F8		0-0 G4-3			4-2 FC5-4 BB		1-0 F8	3	0	0	0	1	0	0			
Joe Girardi, R (1,2) OBP: 0.345, SLG: 0.385 Mike Mahoney, R (7,PH) (7,2)		2-3 K			1-0 1B SH1-3 1B		0-1 FC5-4		0-0 F9	2	0	1	0	0	1	0			
Jamie Arnold, R (1,1) OBP: 0.167, SLG: 0.333 Todd Van Poppel, R (3,1) Steve Rain, R (5,1) Jose Nieves, R (7,PH) OBP: 0.250, SLG: 0.359 (7,4)		1-1 G4-3			0-0 SH1-3		0-0 F9		0-3 K	1	0	0	0	0	0	0			
<b>Inning Stats</b>	R: 1 E: 0 K: 1 S: 8	H: 1 LOB: 1 BB: 1 P: 16	R: 1 E: 0 K: 1 S: 7	H: 1 LOB: 0 BB: 0 P: 11	R: 0 E: 0 K: 0 S: 8	H: 0 LOB: 1 BB: 1 P: 18	R: 0 E: 0 K: 1 S: 5	H: 0 LOB: 0 BB: 0 P: 8	R: 0 E: 0 K: 1 S: 4	H: 0 LOB: 0 BB: 0 P: 6	R: 0 E: 0 K: 0 S: 8	H: 0 LOB: 1 BB: 1 P: 12	R: 1 E: 0 K: 1 S: 15	H: 2 LOB: 2 BB: 0 P: 20	R: 0 E: 0 K: 1 S: 6	H: 0 LOB: 0 BB: 0 P: 7	1B: 3 2B: 1 3B: 1 HR: 1	SF: 0 SAC: 2 DP: 0 HBP: 0	WP: 0 PA: 36 PB: 0 SB: 1 CS: 0
<b>PITCHER</b> Rob Bell, R (1,1) ERA: 4.94	IP: 9.0 WLS: W BF: 36 H: 6 R: 3 ER: 3 SO: 6 BB: 3 IBB: 0 HBP: 0 BLK: 0 WP: 0 HR: 1 S: 69 P: 109 ERA: 3.00 WHIP: 1.000											<b>PITCHER</b>	IP: 9.0 WLS: W BF: 36 H: 6 R: 3 ER: 3 SO: 6 BB: 3 IBB: 0 HBP: 0 BLK: 0 WP: 0 HR: 1 S: 69 P: 109 ERA: 3.00 WHIP: 1.000						

Chicago Cubs @ Cincinnati Reds  
Cinergy Field, Cincinnati, OH  
Wed Sep 13 2000, 7:05 PM EDT  
Att: 23,590 - Sunny - 75 F

AB	31
R	3
H	6
RBI	3
BB	3
SO	6
LOB	13



Batter	1	2	3	4	5	6	7	8	9	AB	R	H	RBI	BB	SO	LOB	BOTTOM		
Pokey Reese, R (1,4) OBP: 0.324, SLG: 0.388 Chris Sexton, R (7,6) OBP: 0.271, SLG: 0.226	1-1 F7		1-1 S 1B	2-2 1B SF8 1B	4-2 1B BB		1-1 G6-3			3	2	2	0	1	0	0			
Michael Tucker, L (1,8) OBP: 0.397, SLG: 0.517 Brady Clark, R (7,PH) OBP: 0.200, SLG: 0.400 (8,9)	3-1 F7		4-0 1B 2B BB	0-1 S 1B	2-2 1B 2H		1-1 2B			3	1	2	1	1	0	0			
Sean Casey, L (1,3) OBP: 0.374, SLG: 0.468 D.T. Cromer, L (7,PH) OBP: 0.368, SLG: 0.543 (8,3)	0-1 G4-3		2-0 2B 1B	3-2 SF8	0-2 G3		2-3 K			3	1	1	2	0	0	2			
Dmitri Young, S (1,7) OBP: 0.345, SLG: 0.491 Kimera Barteo, R (7,7)		0-2 G5-3	0-0 1B SF7 2B	0-1 F7		0-0 L7		2-3 K		4	1	1	1	0	0	1			
Alex Ochoa, R (1,9) OBP: 0.374, SLG: 0.536 Brian Hunter, R (7,8) OBP: 0.340, SLG: 0.303		2-2 S 2B 1B	1-0 1B		0-0 FC6 S 1B 1B		2-0 HR 1B		3-2 F7	4	3	4	1	0	0	0			
Chris Stynes, R (1,5) OBP: 0.384, SLG: 0.463 Mike Bell, R (7,5) OBP: 0.333, SLG: 0.462		0-0 F9	2-1 SF7		2-2 FC6 1B G6-3		3-2 HR BB		4-2 HR	3	2	1	3	0	0	2			
Benito Santiago, R (1,2) OBP: 0.307, SLG: 0.397		3-2 1B 2B	0-2 1B		1-1 G6-3 1B 1B		0-3 K		0-1 HR	5	2	4	4	0	1	0			
Juan Castro, R (1,6) OBP: 0.266, SLG: 0.335 (7,4)		1-0 L4	1-3 K		1-2 G6-3 K		3-3 K		4-2 G5-4-3 BB	4	0	0	1	1	2	5			
Rob Bell, R (1,1) OBP: 0.095, SLG: 0.098			2-1 G5-3		2-1 F9		3-3 K		0-0 G5-4-3	5	0	0	0	0	2	3			
<b>Inning Stats</b>	R: 0 E: 0 K: 0 S: 6	H: 0 LOB: 0 BB: 0 P: 10	R: 1 E: 0 K: 0 S: 11	H: 2 LOB: 1 BB: 0 P: 17	R: 4 E: 0 K: 1 S: 15	H: 5 LOB: 2 BB: 1 P: 28	R: 1 E: 0 K: 0 S: 12	H: 2 LOB: 1 BB: 0 P: 19	R: 3 E: 0 K: 1 S: 26	H: 3 LOB: 2 BB: 1 P: 37	R: 2 E: 0 K: 3 S: 18	H: 2 LOB: 1 BB: 0 P: 29	R: 0 E: 0 K: 2 S: 10	H: 1 LOB: 1 BB: 0 P: 16	R: 2 E: 0 K: 0 S: 12	H: 1 LOB: 0 BB: 2 P: 23	1B: 11 2B: 3 3B: 0 HR: 2	SF: 2 SAC: 0 DP: 1 HBP: 0	WP: 1 PA: 45 PB: 0 SB: 4 CS: 0
<b>PITCHER</b> Jamie Arnold, R (1,1) ERA: 9.12 Todd Van Poppel, R (3,1) ERA: 3.02 Steve Rain, R (5,1) ERA: 4.43 Felix Heredia, L (7,1) ERA: 5.44	IP: 2.2 WLS: L BF: 16 H: 7 R: 5 ER: 5 SO: 0 BB: 1 IBB: 0 HBP: 0 BLK: 0 WP: 0 HR: 0 S: 29 P: 51 ERA: 16.88 WHIP: 3.000											<b>PITCHER</b>	IP: 2.2 WLS: L BF: 16 H: 7 R: 5 ER: 5 SO: 0 BB: 1 IBB: 0 HBP: 0 BLK: 0 WP: 0 HR: 0 S: 29 P: 51 ERA: 16.88 WHIP: 3.000						

Chicago Cubs @ Cincinnati Reds  
Cinergy Field, Cincinnati, OH  
Wed Sep 13 2000, 7:05 PM EDT  
Att: 23,590 - Sunny - 75 F

AB	39
R	13
H	16
RBI	13
BB	4
SO	7
LOB	15





Batter	1	2	3	4	5	6	7	8	9	AB	R	H	RBI	BB	SO	LOB	TOP										
<b>Lou Collier, R</b> OBP: 0.391, SLG: 0.556 (1, 8)	F8	SF9		HR		G6-3			G4-3	4	1	1	2	0	0	0	<b>Milwaukee Brewers @ Cincinnati Reds</b> Cinergy Field, Cincinnati, OH Thu Sep 14 2000, 7:05 PM EDT Att: 19,472 - Cloudy - 73 F										
<b>Mark Loretta, R</b> OBP: 0.356, SLG: 0.407 (1, 6)	FC5-4	1B		HR			F9			4	1	3	1	0	0	0											
<b>Geoff Jenkins, L</b> OBP: 0.369, SLG: 0.585 (1, 7)	F8	G6-3		HR			K2-3			4	1	1	2	0	1	3											
<b>Richie Sexson, R</b> OBP: 0.344, SLG: 0.505 (1, 3)	FC5-4			G5-3			K			4	0	0	0	0	2	1											
<b>Charlie Hayes, R</b> OBP: 0.352, SLG: 0.378 (1, 5)		F7	G6-3			G3-6-1			K	4	0	1	0	0	1	0											
<b>Jeremy Burnitz, L</b> OBP: 0.347, SLG: 0.435 (1, 9)		1B		BB		G3-6-1			F9	3	1	1	0	1	0	1											
<b>Ronnie Belliard, R</b> OBP: 0.348, SLG: 0.377 (1, 4)		BB		F8			F9		K2-3	4	1	1	0	0	1	1											
<b>Raul Casanova, S</b> OBP: 0.324, SLG: 0.387 (1, 2)		BB		G6-3			G4-3		F9	3	1	0	0	1	0	0											
<b>Jimmy Haynes, R</b> OBP: 0.138, SLG: 0.193 <b>David Weathers, R</b> (6, 1)		BB		G5-3			K		G4-3	2	0	0	1	1	1	0											
<b>Ray King, L</b> (8, 1) <b>Mark Sweeney, L</b> OBP: 0.351, SLG: 0.297 <b>Curt Leskanic, R</b> (9, 1)		BB								0	0	0	0	0	0	0											
<b>Inning Stats</b>	R: 0 E: 0 K: 0 S: 7	H: 1 LOB: 1 BB: 0 P: 10	R: 3 E: 0 K: 0 S: 21	H: 3 LOB: 2 BB: 2 P: 41	R: 0 E: 0 K: 1 S: 8	H: 0 LOB: 1 BB: 1 P: 15	R: 3 E: 0 K: 0 S: 12	H: 3 LOB: 0 BB: 0 P: 15	R: 0 E: 0 K: 1 S: 9	H: 0 LOB: 0 BB: 0 P: 12	R: 0 E: 0 K: 2 S: 8	H: 0 LOB: 0 BB: 0 P: 10	R: 0 E: 0 K: 2 S: 10	H: 0 LOB: 0 BB: 0 P: 15	R: 0 E: 0 K: 0 S: 5	H: 0 LOB: 0 BB: 0 P: 6	1B: 5 2B: 1 3B: 0 HR: 2	SF: 1 SAC: 0 DP: 1 HBP: 0	WP: 0 PB: 0 SB: 0 CS: 0	PA: 37							
<b>PITCHER</b>	IP	WLS	BF	H	R	ER	SO	BB	IBB	HBP	BLK	WP	HR	S	P	ERA	WHIP										
<b>Ron Villone, L</b> ERA: 5.77 <b>Keith Glauber, R</b> ERA: 3.0 <b>Mark Wohlers, R</b> ERA: 3.0 <b>John Riedling, R</b> ERA: 1.04	4.0	L	22	7	6	6	1	3	0	0	0	0	2	48	81	13.50	2.500										

Batter	1	2	3	4	5	6	7	8	9	AB	R	H	RBI	BB	SO	LOB	BOTTOM										
<b>Pokey Reese, R</b> OBP: 0.322, SLG: 0.392 (1, 4)	F3					G5-3			F8	5	1	1	1	0	1	2	<b>Milwaukee Brewers @ Cincinnati Reds</b> Cinergy Field, Cincinnati, OH Thu Sep 14 2000, 7:05 PM EDT Att: 19,472 - Cloudy - 73 F										
<b>Michael Tucker, L</b> OBP: 0.397, SLG: 0.514 (1, 8)	S	G4-3			G3-1		F8		1B	5	1	2	0	0	0	0											
<b>Sean Casey, L</b> OBP: 0.374, SLG: 0.475 (1, 3)	F7			G1-3					K	5	1	2	1	0	1	2											
<b>Dmitri Young, S</b> OBP: 0.346, SLG: 0.490 <b>Brian Hunter, R</b> OBP: 0.340, SLG: 0.303 (9, PR)	2B			G3		G6-3			1B	0	0	0	0	0	0	0											
<b>Alex Ochoa, R</b> OBP: 0.379, SLG: 0.545 (1, 9)				G6-3		F9			F8	4	1	2	0	1	0	2											
<b>Chris Stynes, R</b> OBP: 0.382, SLG: 0.459 (1, 5)				G6-3		F9			K	3	0	0	0	1	1	3											
<b>Juan Castro, R</b> OBP: 0.271, SLG: 0.339 (1, 6)									G4-3	4	0	2	1	0	1	3											
<b>Jason LaRue, R</b> OBP: 0.244, SLG: 0.368 <b>Benito Santiago, R</b> OBP: 0.310, SLG: 0.400 (9, 2)				G6-3		F8			G6-4-3	3	0	0	0	0	0	2											
<b>Ron Villone, L</b> OBP: 0.103, SLG: 0.129 <b>Brooks Kieschnick, L</b> <b>Keith Glauber, R</b> <b>Mike Bell, R</b> OBP: 0.375, SLG: 0.492 <b>Mark Wohlers, R</b> <b>D.T. Cromer, L</b> OBP: 0.365, SLG: 0.543 <b>Chris Sexson, R</b> OBP: 0.351, SLG: 0.222 <b>John Riedling, R</b> (9, 1)				G4-3		L1			G6-4-3	1	0	0	0	0	0	0											
<b>Inning Stats</b>	R: 1 E: 0 K: 1 S: 16	H: 3 LOB: 3 BB: 1 P: 28	R: 1 E: 0 K: 0 S: 7	H: 1 LOB: 0 BB: 0 P: 14	R: 0 E: 0 K: 0 S: 8	H: 0 LOB: 0 BB: 0 P: 12	R: 0 E: 0 K: 0 S: 7	H: 1 LOB: 1 BB: 0 P: 14	R: 1 E: 0 K: 1 S: 13	H: 1 LOB: 2 BB: 1 P: 24	R: 0 E: 0 K: 2 S: 11	H: 1 LOB: 2 BB: 1 P: 20	R: 0 E: 0 K: 0 S: 6	H: 1 LOB: 0 BB: 0 P: 11	R: 0 E: 0 K: 1 S: 12	H: 2 LOB: 2 BB: 0 P: 16		1B: 8 2B: 2 3B: 0 HR: 2	SF: 0 SAC: 0 DP: 1 HBP: 0	WP: 0 PB: 0 SB: 1 CS: 0	PA: 41						
<b>PITCHER</b>	IP	WLS	BF	H	R	ER	SO	BB	IBB	HBP	BLK	WP	HR	S	P	ERA	WHIP										
<b>Jimmy Haynes, R</b> ERA: 5.09 <b>David Weathers, R</b> ERA: 3.18 <b>Ray King, L</b> ERA: 1.46 <b>Curt Leskanic, R</b> ERA: 2.83	5.2	W	27	8	4	4	3	1	0	0	0	0	0	19	34	0.00	1.800										



Batter	1	2	3	4	5	6	7	8	9	AB	R	H	RBI	BB	SO	LOB	TOP										
Lou Collier, R OBP: 0.346, SLG: 0.478 (1, 8)	1-2 G3 1B		1-2 G6-3	1-0 F9		3-2 F9			0-2 F9	5	0	1	0	0	0	1											
Mark Loretta, R OBP: 0.353, SLG: 0.407 (1, 6)	2-1 G3		1-2 WP SF9 2B		2-2 F8		0-0 P4		1-1 L4	5	1	1	0	0	0	1											
Geoff Jenkins, L OBP: 0.367, SLG: 0.588 (1, 7)	2-2 F8		2-3 K SF9 BB 2-3		2-2 P6		0-0 HR		2-2 G6-3	5	1	1	1	0	1	2											
Richie Sexson, R OBP: 0.349, SLG: 0.512 (1, 3)	4-1 BB		4-1 BB		4-2 BB		1-2 HR			1	1	1	1	3	0	0											
Jeremy Burnitz, L OBP: 0.347, SLG: 0.434 (1, 9)	3-1 G5-3		0-1 SF9		4-1 BB		1-2 F9			2	0	0	1	1	0	2											
Charlie Hayes, R OBP: 0.346, SLG: 0.374 (1, 5)		3-3 K	2-3 3-H F8		0-3 K		1-2 G6-3			4	0	0	0	0	2	4											
Ronnie Belliard, R OBP: 0.348, SLG: 0.378 (1, 4)		0-0 F9		2-2 2B		0-3 K		1-2 F7		4	0	1	0	0	1	0											
Raul Casanova, S OBP: 0.323, SLG: 0.384 (1, 2)		2-1 E8 1B		1-3 K		0-0 F9		1-1 L4		4	0	1	0	0	1	1											
Jamey Wright, R OBP: 0.075, SLG: 0.100 (1, 1)		1-0 E8		1-3 K		0-2 HR		0-0 G3		2	0	0	0	0	1	2											
Mark Sweeney, L OBP: 0.359, SLG: 0.354 (6, PH)										1	1	1	1	0	0	0											
Everett Stull, R OBP: 0.281, SLG: 0.504 (8, PH)										0	0	0	0	0	0	0											
Tyler Houston, L OBP: 0.281, SLG: 0.504 (8, PH)										1	0	0	0	0	0	0											
Juan Acevedo, R OBP: 0.281, SLG: 0.504 (8, 1)										0	0	0	0	0	0	0											
<b>Inning Stats</b>	R: 0 E: 0 K: 0 S: 11	H: 1 LOB: 2 BB: 1 P: 23	R: 0 E: 1 K: 1 S: 7	H: 1 LOB: 2 BB: 0 P: 13	R: 1 E: 0 K: 1 S: 16	H: 1 LOB: 1 BB: 1 P: 25	R: 0 E: 0 K: 2 S: 13	H: 0 LOB: 2 BB: 2 P: 25	R: 1 E: 0 K: 1 S: 10	H: 1 LOB: 0 BB: 0 P: 13	R: 2 E: 0 K: 0 S: 12	H: 2 LOB: 0 BB: 0 P: 15	R: 0 E: 0 K: 0 S: 6	H: 0 LOB: 0 BB: 0 P: 8	R: 0 E: 0 K: 0 S: 8	H: 0 LOB: 0 BB: 0 P: 11	1B: 2 2B: 2 3B: 0 HR: 3	SF: 1 SAC: 0 DP: 0 HBP: 0	WP: 1 PB: 0 SB: 0 CS: 0	PA: 39							
<b>PITCHER</b>	IP	WLS	BF	H	R	ER	SO	BB	IBB	HBP	BLK	WP	HR	S	P	ERA	WHIP										
Steve Parris, R ERA: 4.47 (1, 1)	6.0	W	28	5	2	2	6	4	0	0	0	1	1	68	115	3.00	1.500										
Scott Sullivan, R ERA: 3.4 (7, 1)	2.0	H	8	2	2	2	0	0	0	0	0	0	2	18	23	9.00	1.000										
Danny Graves, R ERA: 2.41 (9, 1)	1.0	S	3	0	0	0	0	0	0	0	0	0	0	8	11	0.00	0.000										

**Milwaukee Brewers @ Cincinnati Reds**  
Cinergy Field, Cincinnati, OH  
Fri Sep 15 2000, 7:05 PM EDT  
Att: 24,354 - Sunny - 66 F

AB 34  
R 4  
H 7  
RBI 4  
BB 4  
SO 6  
LOB 13



Batter	1	2	3	4	5	6	7	8	9	AB	R	H	RBI	BB	SO	LOB	BOTTOM										
Pokey Reese, R OBP: 0.322, SLG: 0.391 (1, 4)	2-3 K		0-1 SF8 BB 1B		0-1 G6-3	3-1 G6-4-3				4	1	1	0	0	1	1											
Michael Tucker, L OBP: 0.402, SLG: 0.516 (1, 8)	1-2 CS 1B		4-1 1B 1-2 2-3 BB		3-1 1B		0-2 G1-3			3	1	2	0	1	0	0											
Dmitri Young, S OBP: 0.345, SLG: 0.489 (1, 7)	1-0 SAFE G3-1		0-0 SF8		1-0 1B		1-0 F7			3	0	1	1	0	0	1											
Brian Hunter, R OBP: 0.340, SLG: 0.303 (9, 8)	1-2 1-2		2-3 3-H 1B		1-2 1B		2-1 G3			4	0	1	1	0	1	2											
Sean Casey, L OBP: 0.373, SLG: 0.472 (1, 3)		3-1 G1-3	1-2 3-H 1B		1-3 K					4	0	1	1	0	1	2											
Alex Ochoa, R OBP: 0.386, SLG: 0.553 (9, 7)		0-0 BLK WP 2B	1-1 F3		0-1 1B		4-1 BLK BB 3B			3	2	2	1	1	0	2											
Chris Stynes, R OBP: 0.384, SLG: 0.464 (1, 5)		4-2 FC6-4 BB 2-H	3-3 K		2-3 K		1-2 1-H 3B			3	0	1	1	1	2	4											
Benito Santiago, R OBP: 0.309, SLG: 0.397 (1, 2)		2-1 FC6-4		0-2 G5-3		1-1 SH1-3 1B		0-0 G3		4	1	1	0	0	0	1											
Juan Castro, R OBP: 0.272, SLG: 0.339 (1, 6)		0-0 FC6-4		0-1 G5-3		0-0 SH1-3		1-0 1B		3	0	1	0	0	0	1											
Steve Parris, R OBP: 0.167, SLG: 0.176 (1, 1)			4-1 BB 1B SF8 BB		0-0 G5-3		0-2 G6-4-3 1B			1	1	0	0	1	0	0											
D.T. Cromer, L OBP: 0.356, SLG: 0.556 (6, PH)										1	0	1	1	0	0	0											
Scott Sullivan, R OBP: 0.333, SLG: 0.333 (7, 1)										0	0	0	0	0	0	0											
Brooks Kieschnick, L OBP: 0.281, SLG: 0.504 (8, PH)										1	0	0	0	0	1	1											
Danny Graves, R OBP: 0.281, SLG: 0.504 (9, 1)										0	0	0	0	0	0	0											
<b>Inning Stats</b>	R: 0 E: 0 K: 1 S: 8	H: 1 LOB: 0 BB: 0 P: 12	R: 1 E: 0 K: 0 S: 10	H: 1 LOB: 1 BB: 1 P: 19	R: 2 E: 0 K: 1 S: 11	H: 2 LOB: 2 BB: 2 P: 24	R: 0 E: 0 K: 0 S: 6	H: 0 LOB: 0 BB: 0 P: 6	R: 1 E: 0 K: 2 S: 13	H: 3 LOB: 2 BB: 0 P: 20	R: 1 E: 0 K: 0 S: 8	H: 2 LOB: 0 BB: 0 P: 12	R: 0 E: 0 K: 0 S: 6	H: 0 LOB: 0 BB: 0 P: 9	R: 1 E: 0 K: 1 S: 10	H: 2 LOB: 1 BB: 1 P: 19	1B: 9 2B: 1 3B: 1 HR: 0	SF: 1 SAC: 1 DP: 1 HBP: 0	WP: 1 PB: 0 SB: 0 CS: 1	PA: 36							
<b>PITCHER</b>	IP	WLS	BF	H	R	ER	SO	BB	IBB	HBP	BLK	WP	HR	S	P	ERA	WHIP										
Jamey Wright, R ERA: 4.08 (1, 1)	5.0	L	24	7	4	4	4	3	0	0	1	1	0	48	81	7.20	2.000										
Everett Stull, R ERA: 5.4 (6, 1)	2.0		7	2	1	1	0	0	0	0	0	0	0	14	21	4.50	1.000										
Juan Acevedo, R ERA: 3.84 (8, 1)	1.0		5	2	1	1	1	1	0	0	1	0	0	10	19	9.00	3.000										

**Milwaukee Brewers @ Cincinnati Reds**  
Cinergy Field, Cincinnati, OH  
Fri Sep 15 2000, 7:05 PM EDT  
Att: 24,354 - Sunny - 66 F

AB 30  
R 6  
H 11  
RBI 5  
BB 4  
SO 5  
LOB 13





Batter	1	2	3	4	5	6	7	8	9	AB R H RBI BB SO LOB	TOP									
Marquis Grissom, R OBP: 0.280, SLG: 0.334	2-1 L6	3-1 2H 1B			3-1 F8	0-1 F8			0-3 K	5 0 1 1 0 1 3	<b>Milwaukee Brewers @ Cincinnati Reds</b> Cinergy Field, Cincinnati, OH Sat Sep 16 2000, 1:15 PM EDT Att: 29,350 - Sunny - 54 F									
Mark Loretta, R OBP: 0.354, SLG: 0.416	3-2 G4-3	0-0 G6-3			2-2 1B		3-2 G6-3		3-3 K	5 1 2 0 0 1 2										
Geoff Jenkins, L OBP: 0.365, SLG: 0.584	2-2 G4-3		0-2 G4-3		0-0 1B		1-3 K2-3		0-0 G3	5 0 1 1 0 1 1										
Richie Sexson, R OBP: 0.348, SLG: 0.510	1-1 BB 1B		2-3 K		2-3 K		1-1 G6-3			4 0 1 0 0 2 2										
Jeremy Burnitz, L OBP: 0.348, SLG: 0.439	4-1 1-2 BB		1-0 G6-3		0-1 P6			3-1 HR		3 1 1 1 1 0 2										
José Hernández, R OBP: 0.316, SLG: 0.383	0-0 G5-3			3-2 P4		1-0 1B		3-3 K		4 0 1 0 0 1 2										
Luis Lopez, S OBP: 0.311, SLG: 0.438		0-1 FC1-6 1B		1-0 F8		1-3 K		3-1 G3		4 0 1 0 0 1 1										
Kevin Brown, R OBP: 0.500, SLG: 0.750		2-2 FC1-6 SH3 1B		2-2 2B		0-2 1B		1-3 K		4 1 2 0 0 1 1										
Paul Rigdon, R OBP: 0.287, SLG: 0.154		0-1 SH3		3-2 G6-3		1-2 F5		4-0 BB		1 0 0 0 0 0 0 1 1 0 0 0 0 0 0 2 0 1 0 0										
Mark Cowens, L OBP: 0.349, SLG: 0.344																				
Valerio De Los Santos, L ERA: 5.35																				
41 Mike Buddie, R ERA: 0.75																				
David Weathers, R ERA: 0.94																				
Tyler Houston, L OBP: 0.294, SLG: 0.504																				
<b>Inning Stats</b>	R: 1 E: 0 K: 0 S: 13	H: 2 LOB: 2 BB: 1 P: 25	R: 1 E: 0 K: 0 S: 10	H: 2 LOB: 1 BB: 0 P: 15	R: 0 E: 0 K: 1 S: 7	H: 0 LOB: 0 BB: 0 P: 10	R: 0 E: 0 K: 0 S: 11	H: 1 LOB: 1 BB: 0 P: 20	R: 0 E: 0 K: 1 S: 13	H: 2 LOB: 2 BB: 0 P: 16	R: 0 E: 0 K: 1 S: 8	H: 0 LOB: 0 BB: 0 P: 13	R: 1 E: 0 K: 2 S: 10	H: 1 LOB: 0 BB: 0 P: 20	R: 0 E: 0 K: 2 S: 7	H: 0 LOB: 1 BB: 1 P: 14	1B: 6 2B: 2 3B: 1 HR: 1	SF: 0 SAC: 1 DP: 0 HBP: 0	WP: 0 PB: 0 SB: 0 CS: 0	PA: 39
<b>PITCHER</b>	IP WLS BF H R ER SO BB IBB HBP BLK WP HR S P ERA WHIP											IP WLS BF H R ER SO BB IBB HBP BLK WP HR S P ERA WHIP								
Elmer Dessens, R ERA: 4.51	(1, 1) 6.0 W 28 9 2 2 3 1 0 0 0 0 0 0 67 106 3.00 1.667											(7, 1) 3.0 S 11 1 1 1 5 1 0 0 0 0 1 25 47 3.00 0.667								

AB	36
R	3
H	10
RBI	3
BB	2
SO	8
LOB	17



Batter	1	2	3	4	5	6	7	8	9	AB R H RBI BB SO LOB	BOTTOM									
Pokey Reese, R OBP: 0.321, SLG: 0.394	1-3 K	0-2 G6-3			3-2 E9 3B		1-0 G5-3			4 1 1 0 0 1 1	<b>Milwaukee Brewers @ Cincinnati Reds</b> Cinergy Field, Cincinnati, OH Sat Sep 16 2000, 1:15 PM EDT Att: 29,350 - Sunny - 54 F									
Michael Tucker, L OBP: 0.400, SLG: 0.511	0-1 BB 1B		3-3 K		0-1 L6		0-2 F9			4 1 1 0 0 1 1										
Dmitri Young, S OBP: 0.346, SLG: 0.488	4-1 1B SF9		3-1 F7			2-1 G4-3		1-2 3B 1B		3 1 1 0 1 0 0 0 1 0 0 0 0 0										
Brian Hunter, R OBP: 0.340, SLG: 0.303	1-2 BB		0-1 F8			0-0 HR 1B		1-1 L7		4 2 2 1 0 0 1										
Sean Casey, L OBP: 0.374, SLG: 0.473	0-2 2B 1B									3 0 1 2 0 0 1										
Alex Ochoa, R OBP: 0.384, SLG: 0.560	0-1 SF9			0-1 G5-3		3-2 L7		0-0 1H 3B		3 1 2 3 1 0 0										
Chris Stynes, R OBP: 0.387, SLG: 0.477	1-2 2B			2-2 F9		0-0 HR		4-0 G6-4-3 IBB		4 0 0 0 0 0 3										
Benito Santiago, R OBP: 0.304, SLG: 0.390	2-2 G1-3			0-1 F2		0-0 P4		0-0 G6-4-3		4 0 0 0 0 0 3										
Chris Sexton, R OBP: 0.270, SLG: 0.228		0-2 G6-3			0-0 F9		1-0 S 1B			3 0 1 0 0 0 0										
Elmer Dessens, R OBP: 0.225, SLG: 0.088		2-2 G4-3			2-3 K		1-3 K			2 0 0 0 0 1 0 1 0 0 0 0 1 1										
<b>Inning Stats</b>	R: 3 E: 0 K: 1 S: 20	H: 3 LOB: 1 BB: 1 P: 28	R: 0 E: 0 K: 0 S: 11	H: 0 LOB: 0 BB: 0 P: 13	R: 0 E: 0 K: 1 S: 8	H: 0 LOB: 0 BB: 0 P: 14	R: 0 E: 0 K: 0 S: 9	H: 0 LOB: 0 BB: 0 P: 11	R: 1 E: 1 K: 1 S: 10	H: 1 LOB: 0 BB: 0 P: 15	R: 2 E: 0 K: 0 S: 9	H: 2 LOB: 0 BB: 0 P: 14	R: 0 E: 0 K: 1 S: 9	H: 1 LOB: 1 BB: 0 P: 12	R: 1 E: 0 K: 0 S: 7	H: 2 LOB: 2 BB: 1 P: 13	1B: 5 2B: 1 3B: 2 HR: 1	SF: 1 SAC: 0 DP: 1 HBP: 0	WP: 0 PB: 0 SB: 1 CS: 0	PA: 34
<b>PITCHER</b>	IP WLS BF H R ER SO BB IBB HBP BLK WP HR S P ERA WHIP											IP WLS BF H R ER SO BB IBB HBP BLK WP HR S P ERA WHIP								
Paul Rigdon, R ERA: 5.45	(1, 1) 5.0 L 20 4 4 3 3 1 0 0 0 0 0 0 1 9 14 18.00 2.000											(6, 1) 1.0 5 2 2 2 0 0 0 0 0 0 1 9 14 18.00 2.000								
Valerio De Los Santos, L ERA: 5.35	(6, 1) 1.0 5 2 2 2 0 0 0 0 0 0 0 1 9 14 18.00 2.000											(7, 1) 1.1 8 3 1 1 1 0 1 0 0 0 0 15 24 6.75 2.250								
41 Mike Buddie, R ERA: 0.75	(7, 1) 1.1 8 3 1 1 1 0 1 0 0 0 0 0 15 24 6.75 2.250											(8, 1) 0.2 1 0 0 0 0 0 0 0 0 0 0 1 1 0.00 0.000								
David Weathers, R ERA: 3.15	(8, 1) 0.2 1 0 0 0 0 0 0 0 0 0 0 0 1 1 0.00 0.000																			

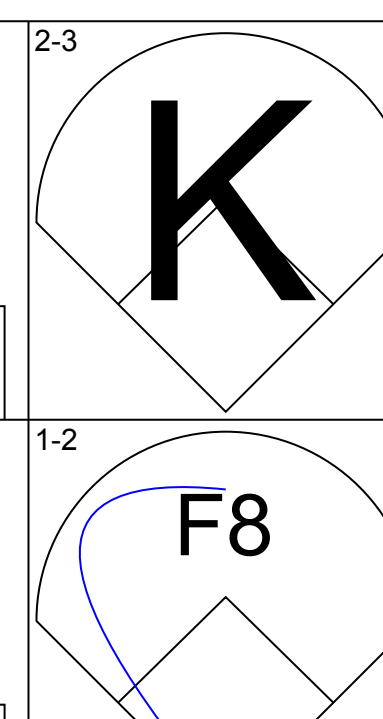
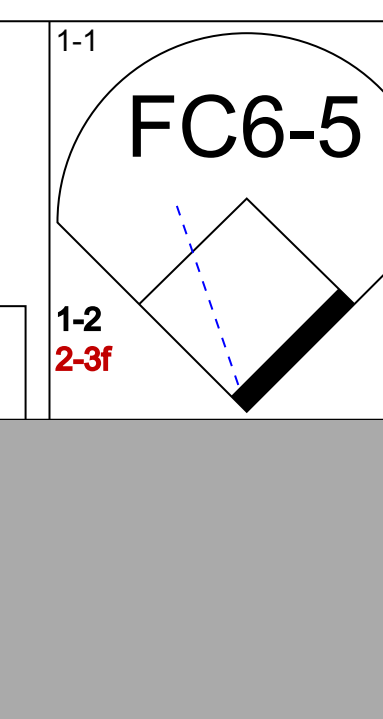
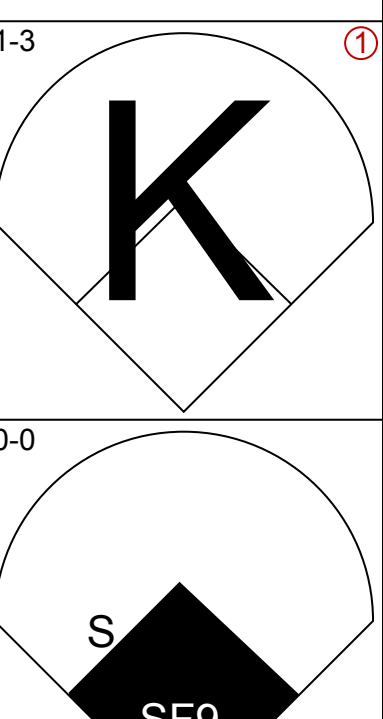
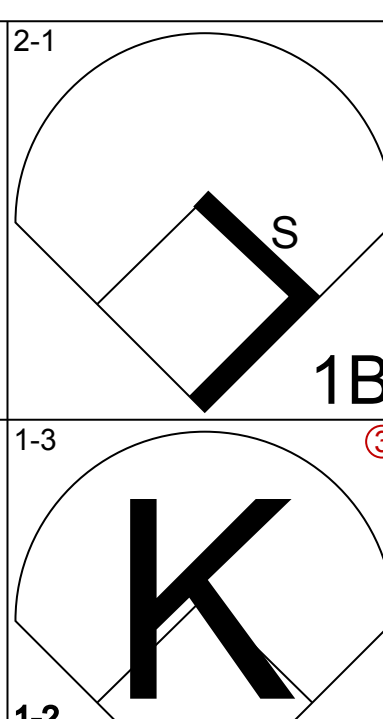
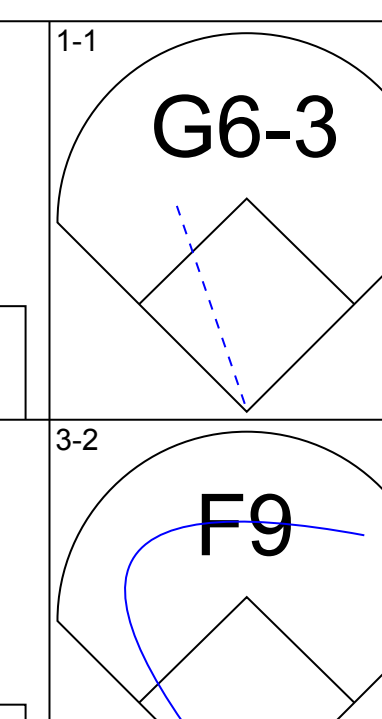
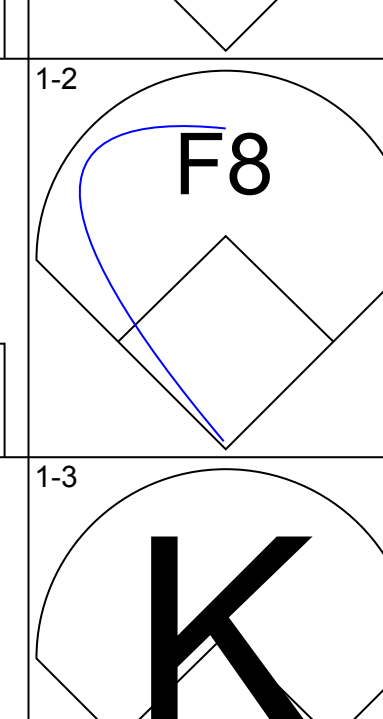
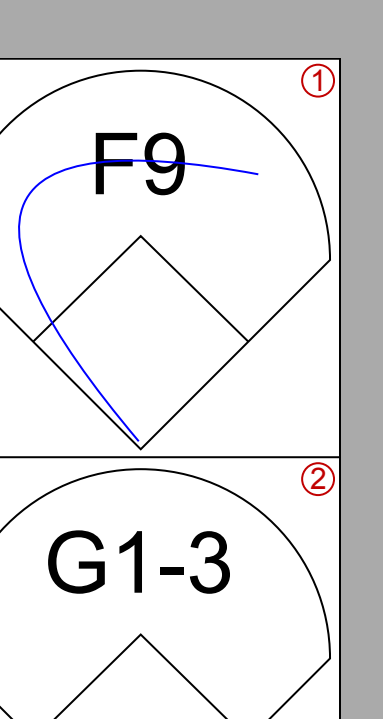
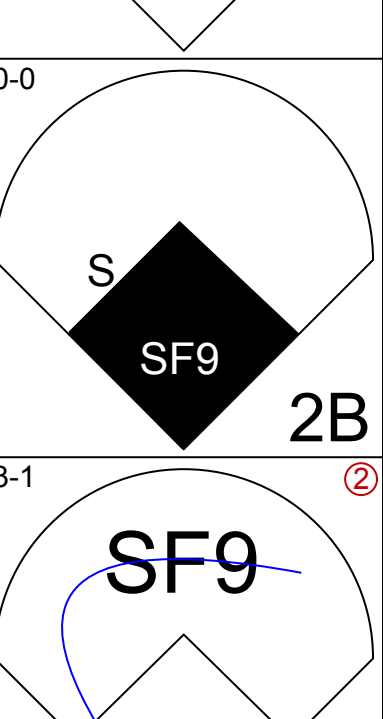
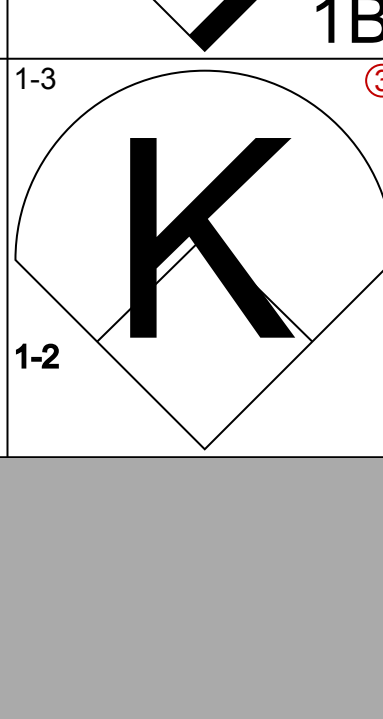
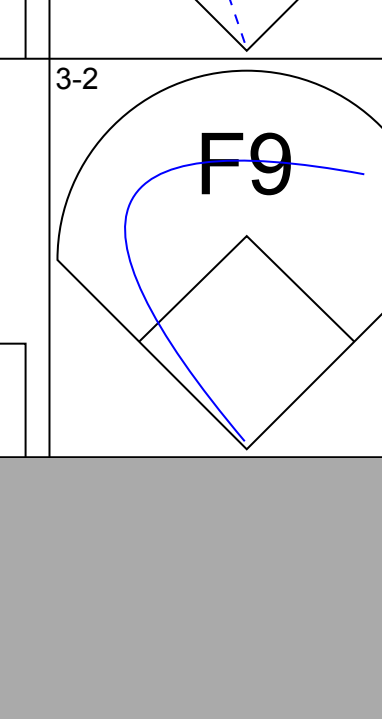
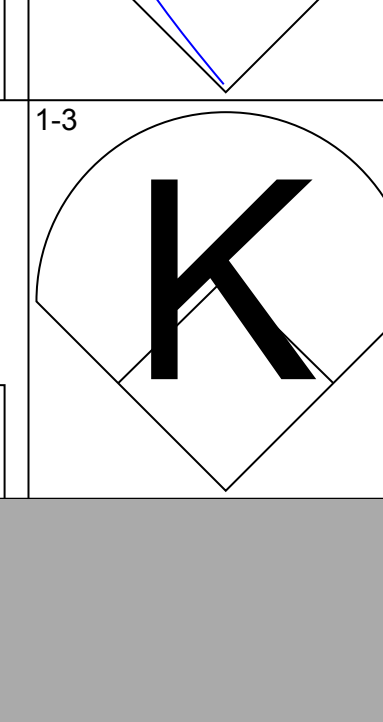
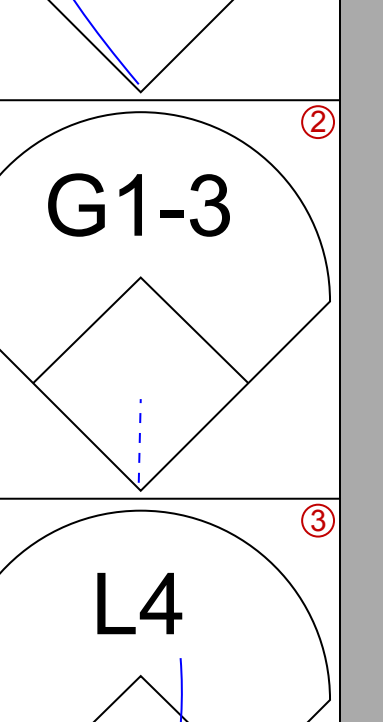
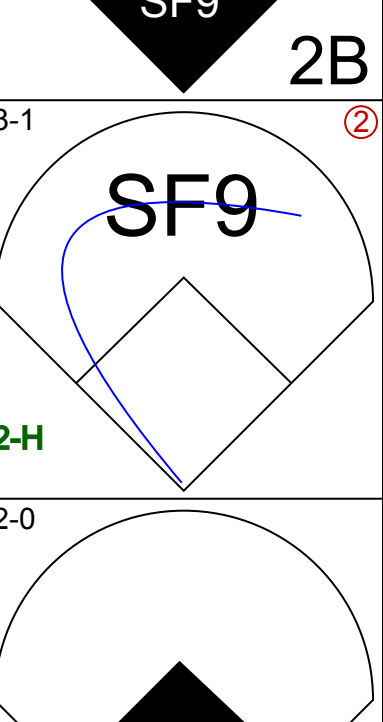
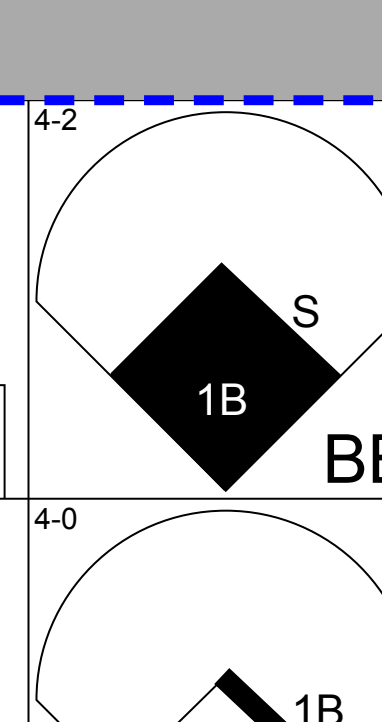
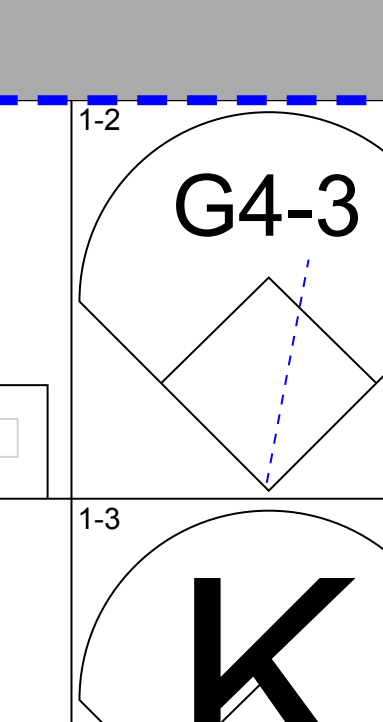
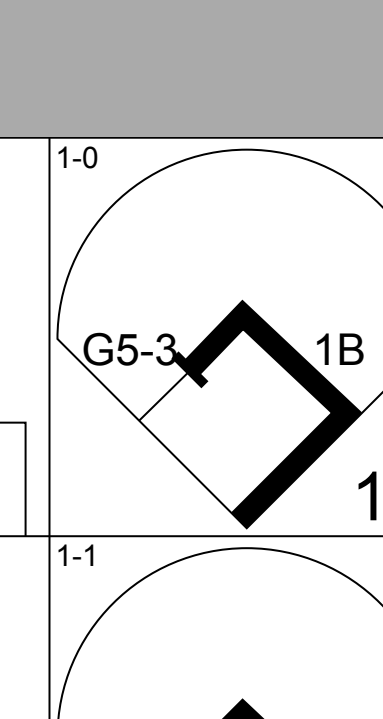
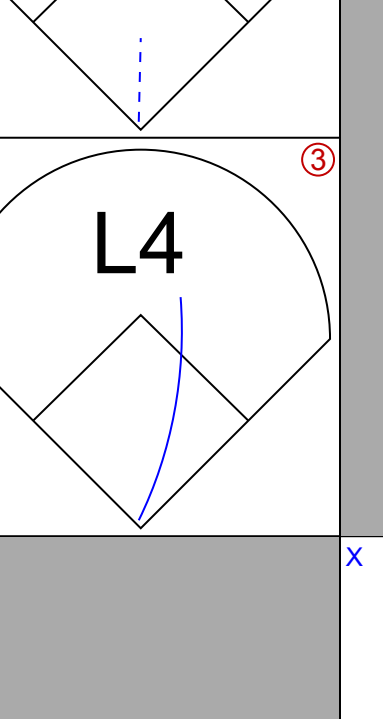
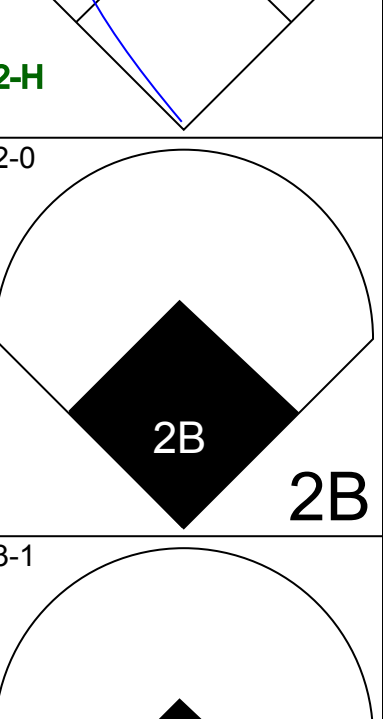
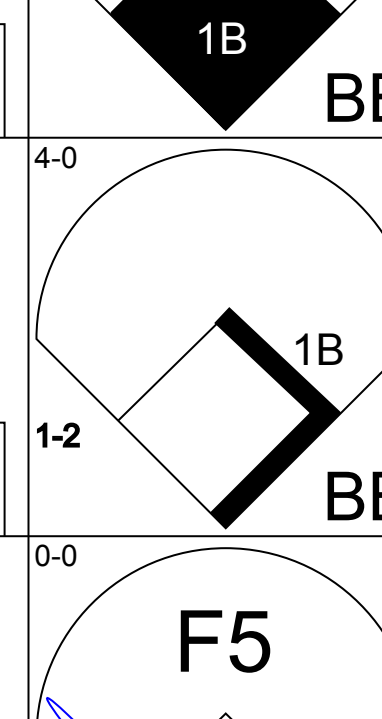
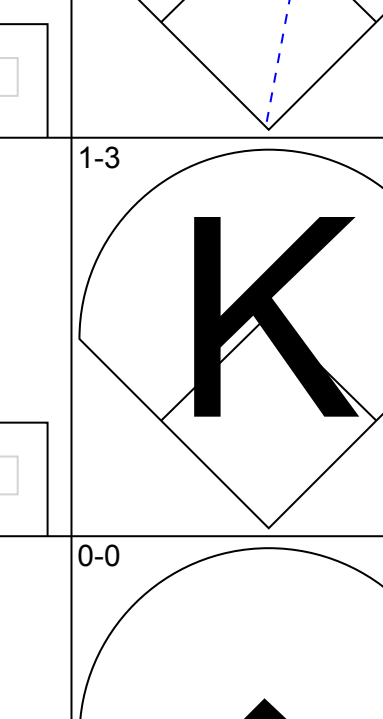
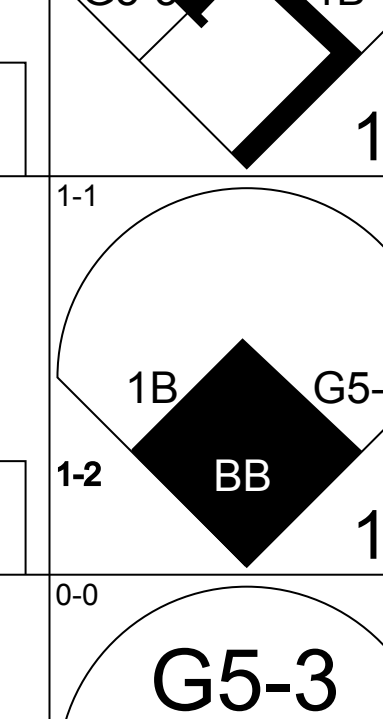
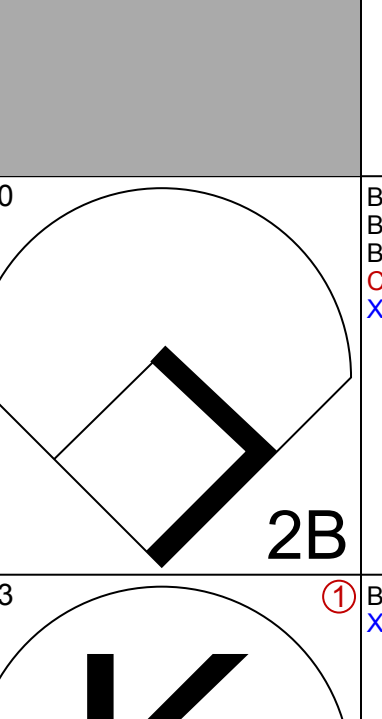
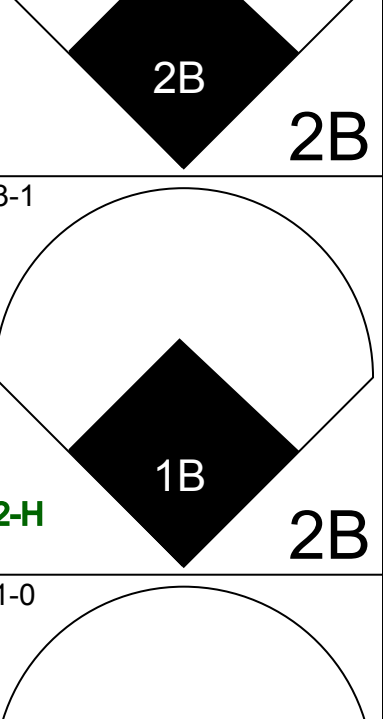
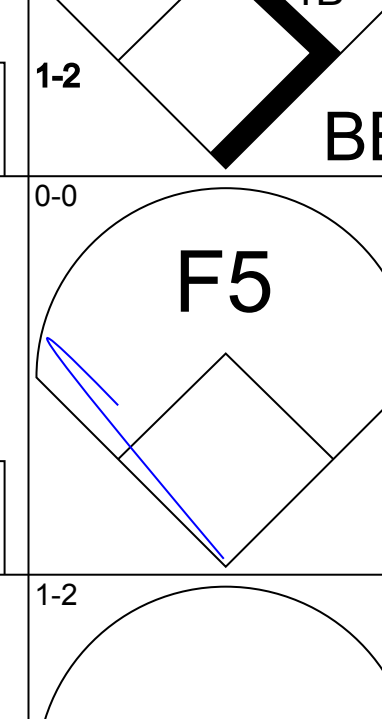
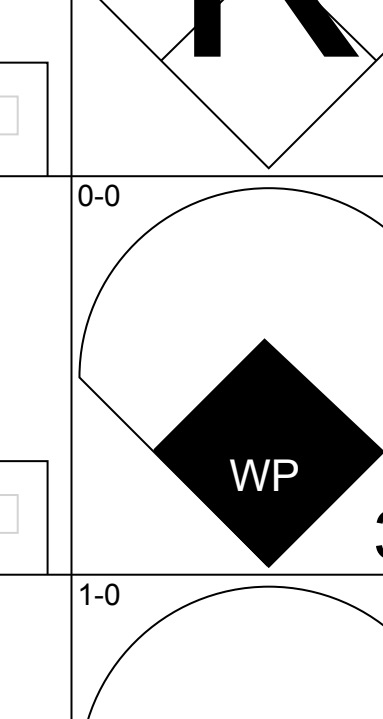
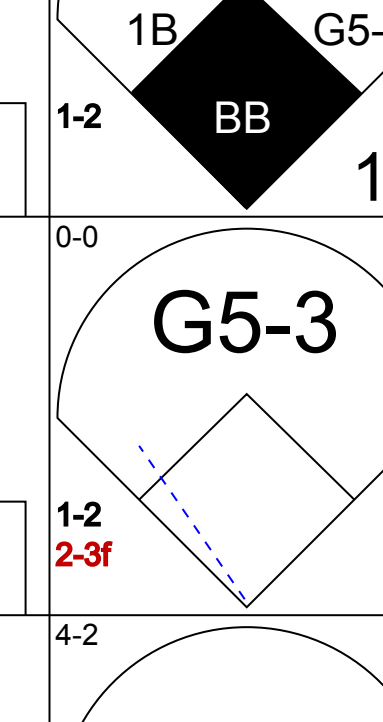
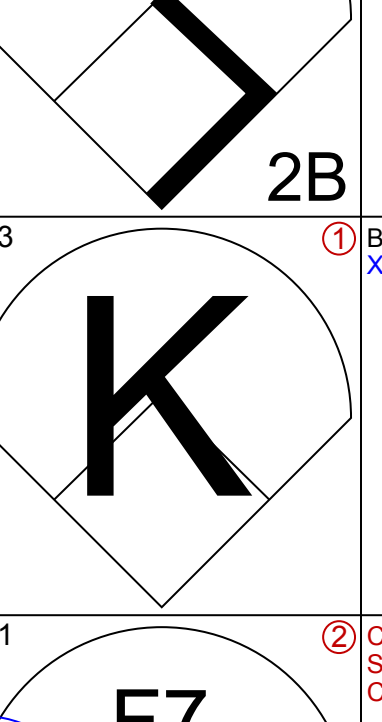
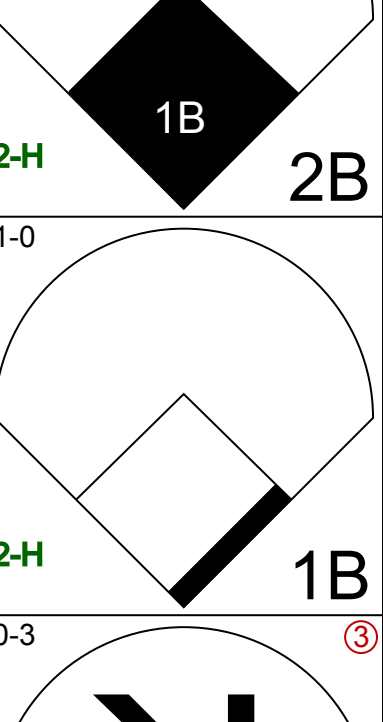
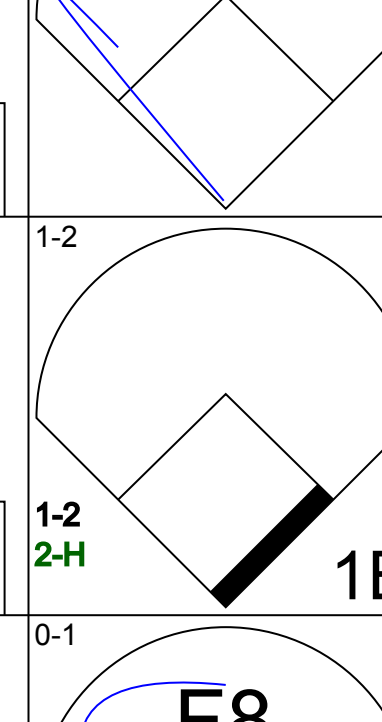
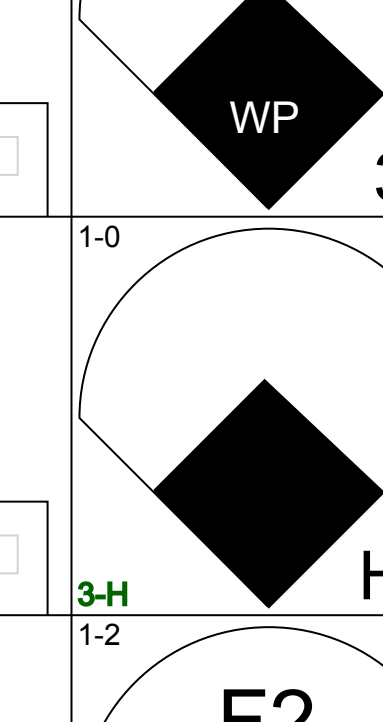
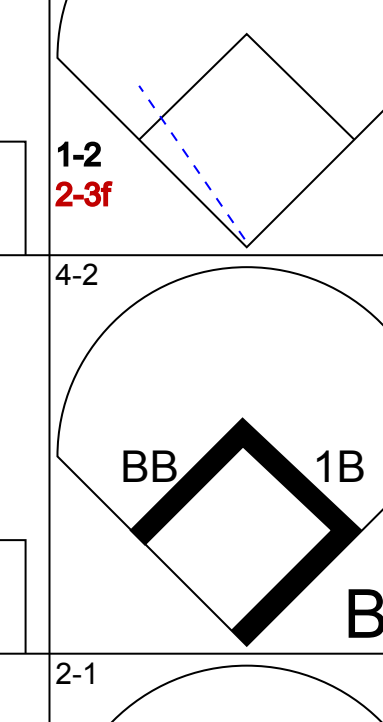
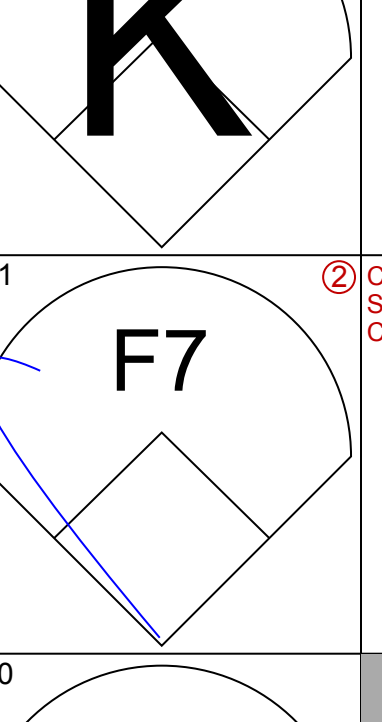
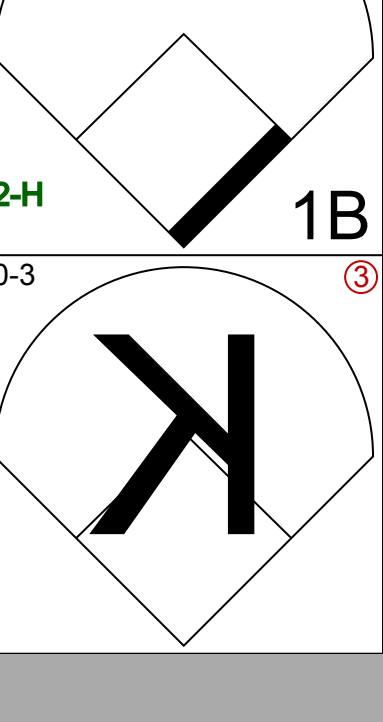
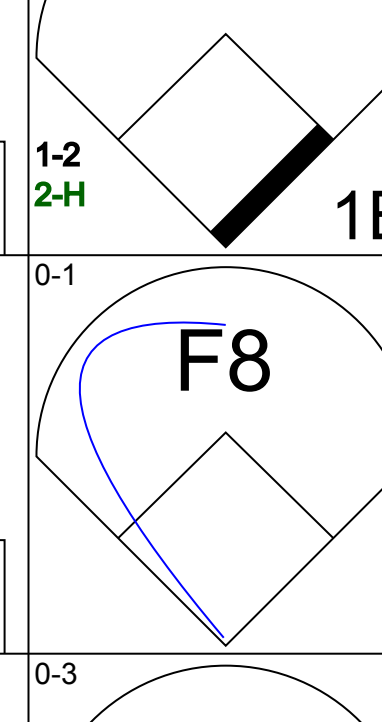
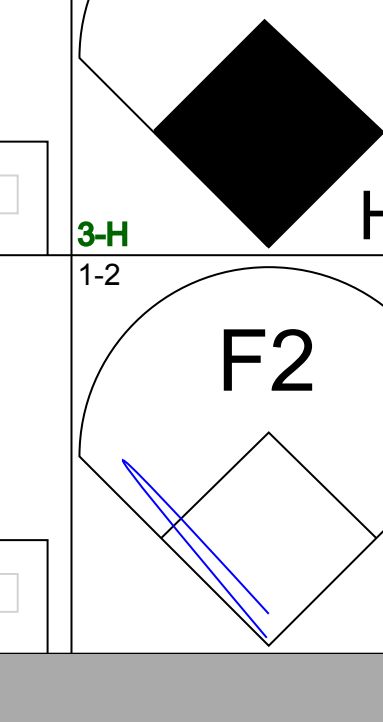
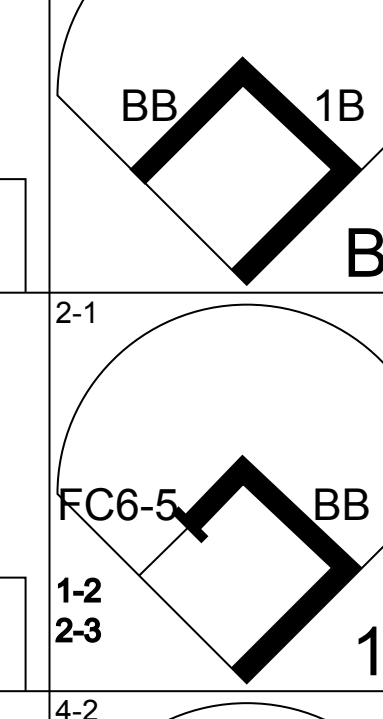
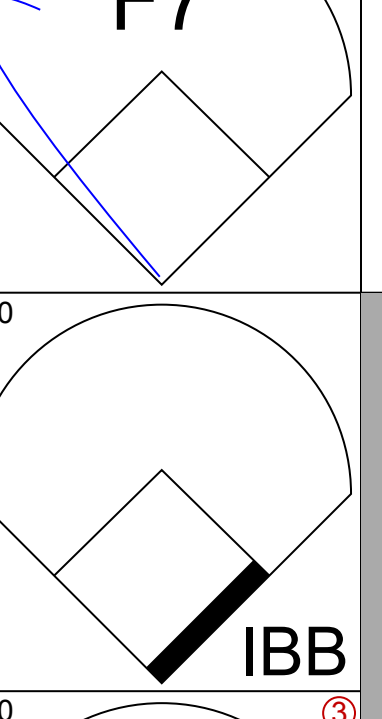
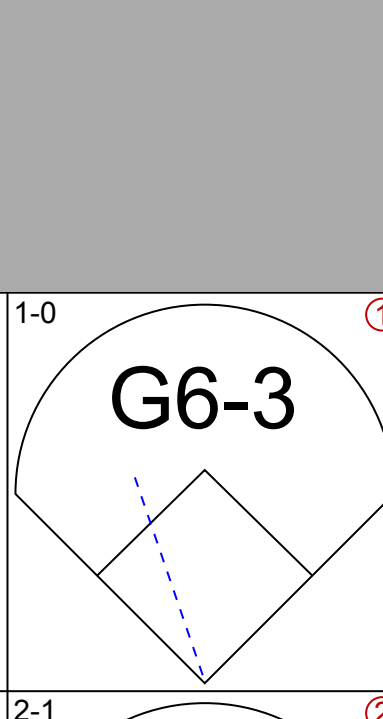
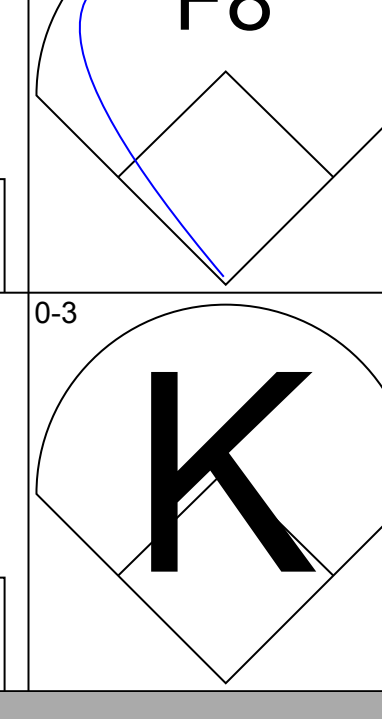
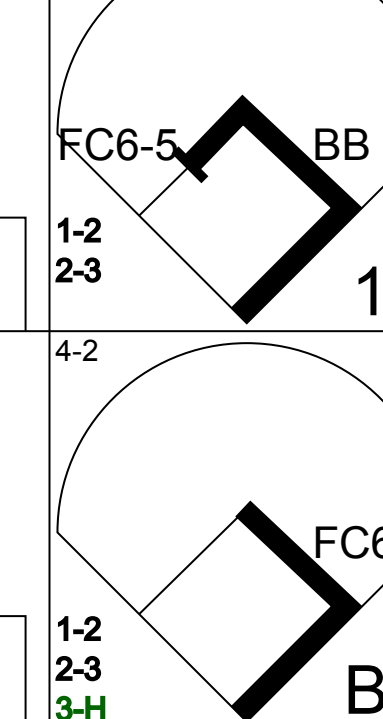
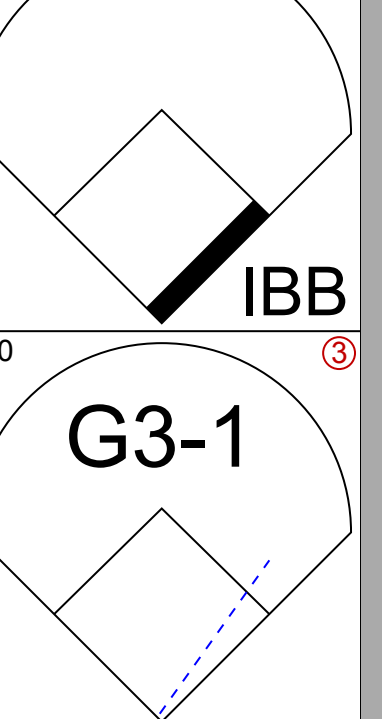
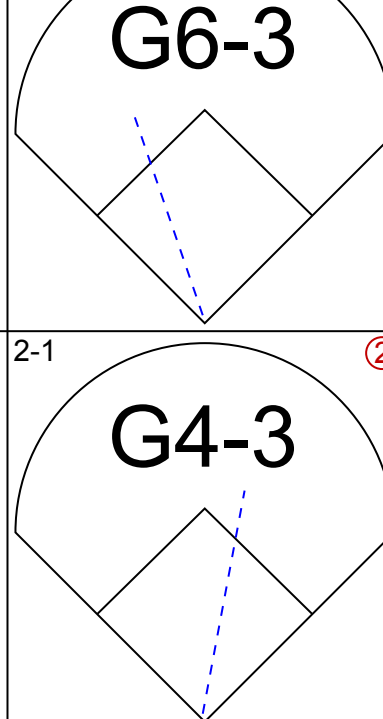
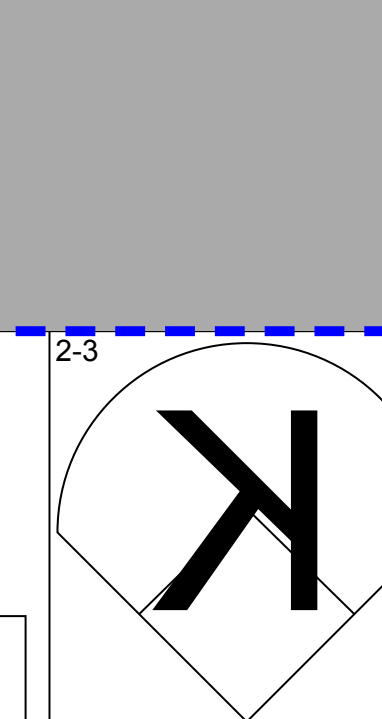




Batter	1	2	3	4	5	6	7	8	9	AB	R	H	RBI	BB	SO	LOB	TOP										
Marquis Grissom, R OBP: 0.280, SLG: 0.339	E6 G4-3 G5-3		HR		G5-3			K		4	2	1	1	0	1	0	<b>Milwaukee Brewers @ Cincinnati Reds</b> Cinergy Field, Cincinnati, OH Sun Sep 17 2000, 1:15 PM EDT Att: 26,299 - Sunny - 56 F										
Mark Loretta, R OBP: 0.353, SLG: 0.417	G4-3		2B			G4-3		G1-3		4	0	1	0	0	0	1											
Geoff Jenkins, L OBP: 0.365, SLG: 0.587	G5-3		G4-3				HR		G3	4	1	1	2	0	0	1											
Richie Sexson, R OBP: 0.345, SLG: 0.506	K		K				K		E5 WP	4	0	0	0	0	3	1											
Jeremy Burnitz, L OBP: 0.346, SLG: 0.435		K			F7				F8	4	0	0	0	0	1	1											
Tyler Houston, L OBP: 0.281, SLG: 0.498 José Hernández, R (9, PH) OBP: 0.315, SLG: 0.383	K				G3			K	K	3	0	0	0	0	2	0											
Ronnie Belliard, R OBP: 0.349, SLG: 0.386										1	0	0	0	0	1	1											
Kevin Brown, R OBP: 0.286, SLG: 0.429										3	1	2	1	0	0	0											
John Snyder, R OBP: 0.128, SLG: 0.108 Everett Stull, R (6, 1) Ray King, L (7, 1) Mark Sweeney, L (8, PH) David Weathers, R (8, 1)										3	0	0	0	0	0	0											
										2	0	0	0	0	0	0											
										0	0	0	0	0	0	0											
										0	0	0	0	0	0	0											
										0	0	0	0	0	0	0											
										0	0	0	0	0	0	0											
<b>Inning Stats</b>	R: 1 E: 1 K: 1 S: 13	H: 0 LOB: 0 BB: 0 P: 20	R: 1 E: 0 K: 2 S: 10	H: 1 LOB: 0 BB: 0 P: 14	R: 1 E: 0 K: 1 S: 11	H: 2 LOB: 1 BB: 0 P: 16	R: 0 E: 0 K: 0 S: 6	H: 1 LOB: 1 BB: 0 P: 11	R: 0 E: 0 K: 0 S: 7	H: 0 LOB: 0 BB: 0 P: 8	R: 1 E: 0 K: 1 S: 8	H: 1 LOB: 0 BB: 0 P: 12	R: 0 E: 0 K: 1 S: 9	H: 0 LOB: 0 BB: 0 P: 13	R: 0 E: 0 K: 1 S: 8	H: 0 LOB: 0 BB: 0 P: 11	R: 0 E: 1 K: 1 S: 7	H: 0 LOB: 1 BB: 0 P: 11	1B: 0 2B: 2 3B: 0 HR: 3	SF: 0 SAC: 0 DP: 0 HBP: 0	WP: 1 PB: 0 SB: 0 CS: 0	PA: 33					
<b>PITCHER</b>	IP	WLS	BF	H	R	ER	SO	BB	IBB	HBP	BLK	WP	HR	S	P	ERA	WHIP										
Pete Harnisch, R ERA: 4.68	7.0	W	26	5	4	3	6	0	0	0	0	0	3	64	94	3.86	0.714										
Scott Sullivan, R ERA: 3.39	1.0		3	0	0	0	1	0	0	0	0	0	0	8	11	0.00	0.000										
Dennys Reyes, L ERA: 4.95	1.0		4	0	0	0	1	0	0	0	0	1	0	7	11	0.00	0.000										

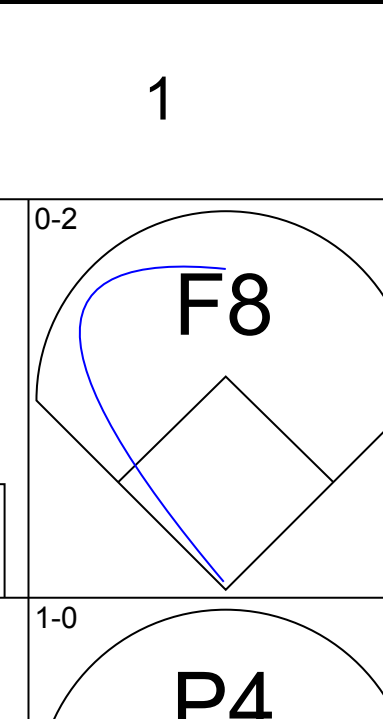
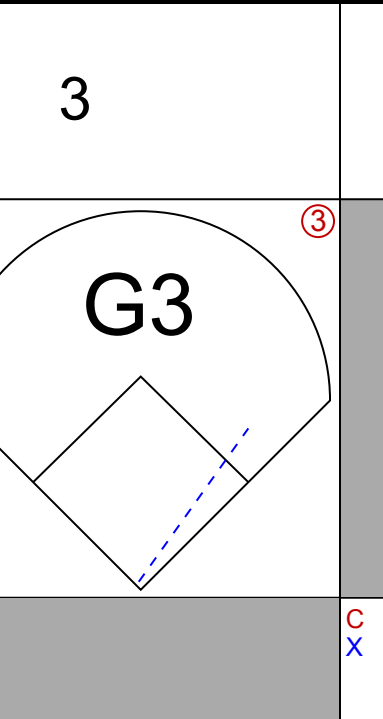
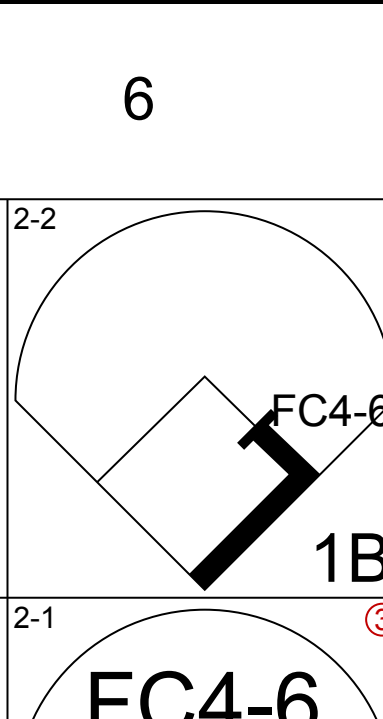
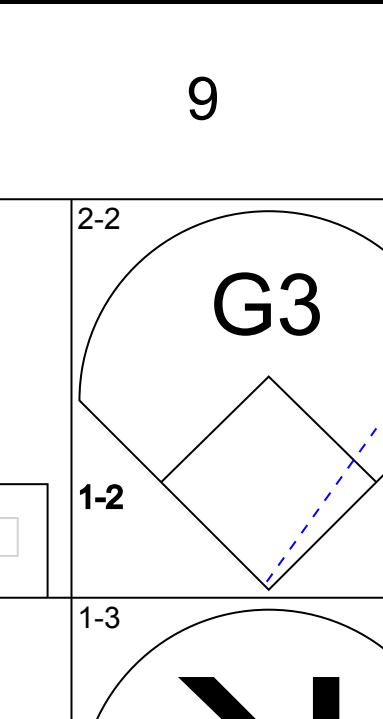
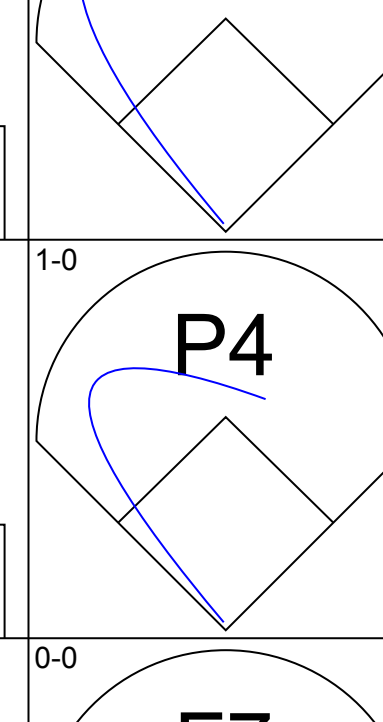
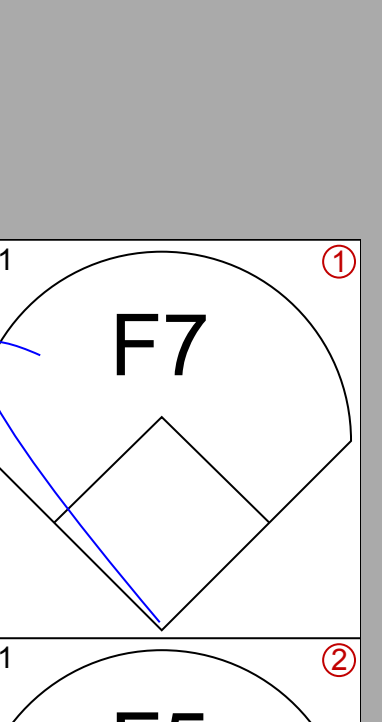
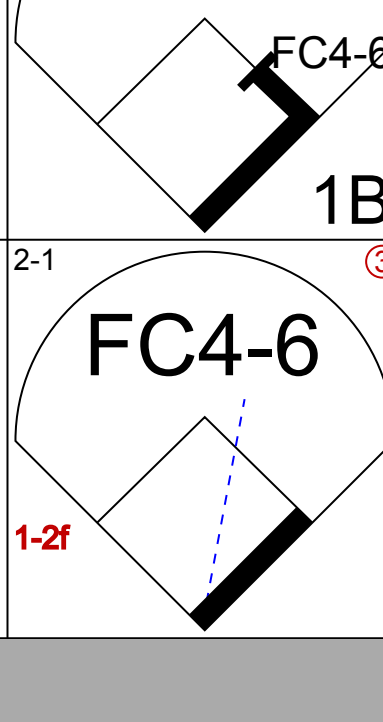
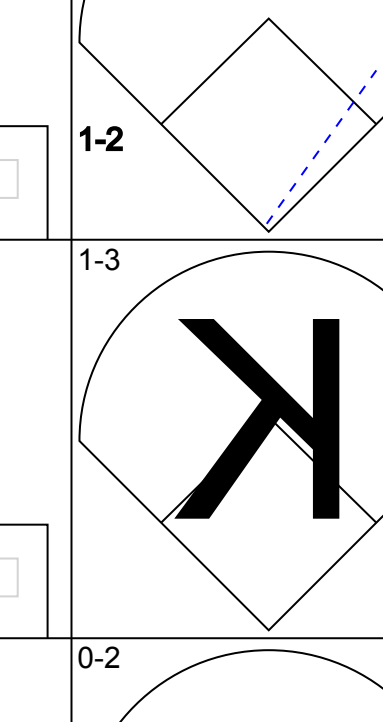
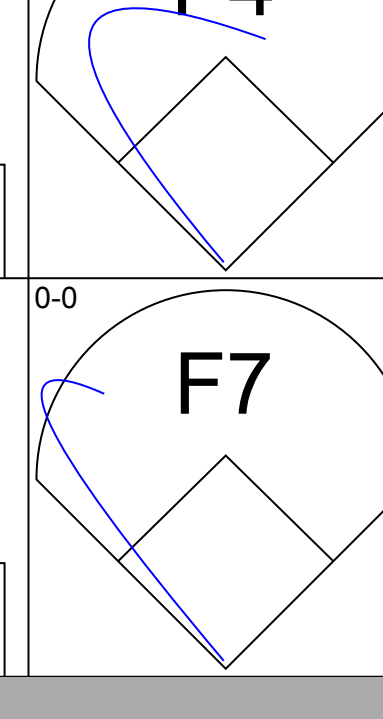
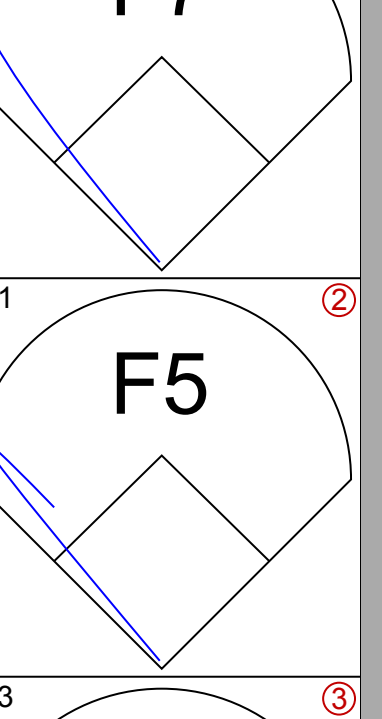
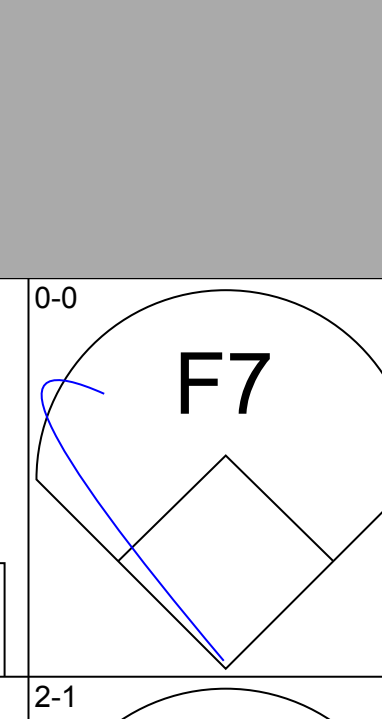
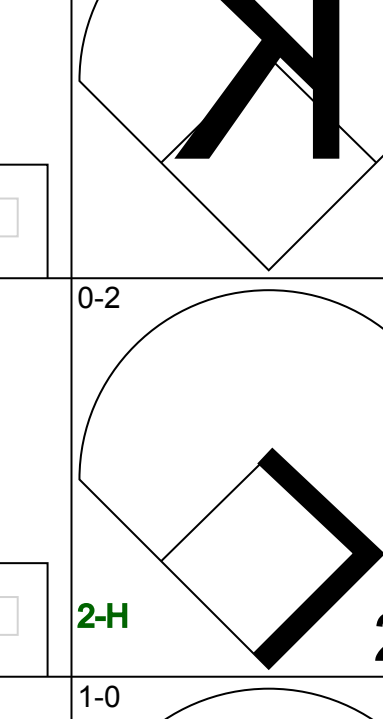
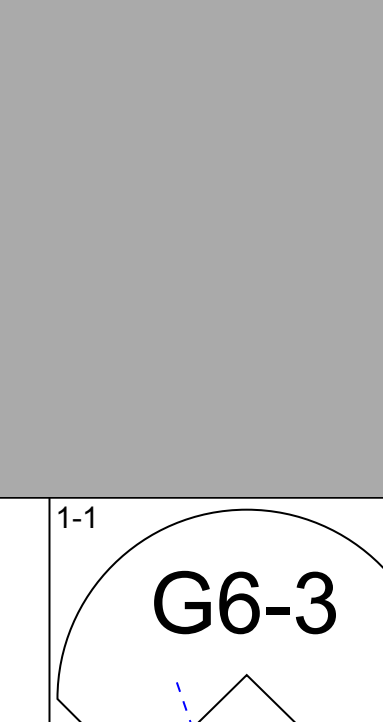
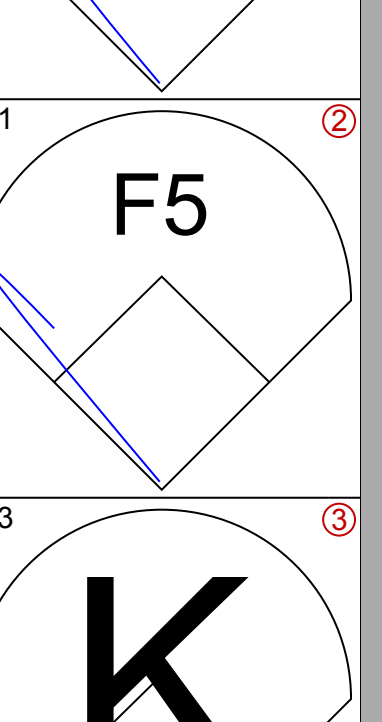
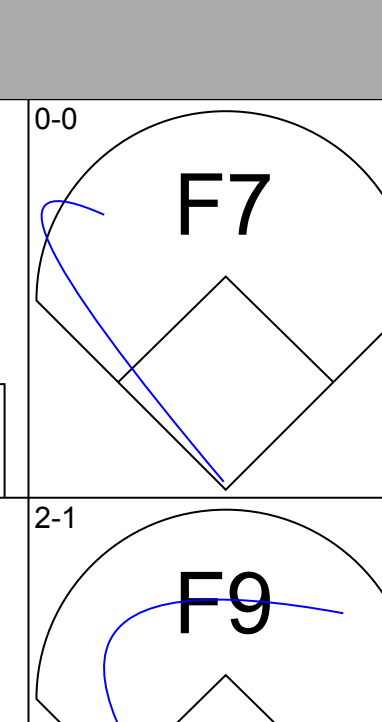
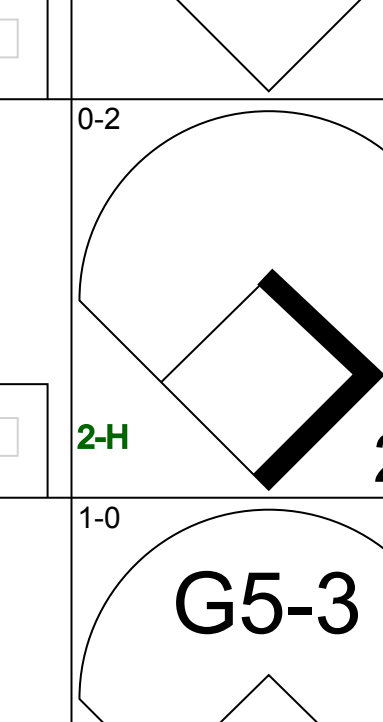
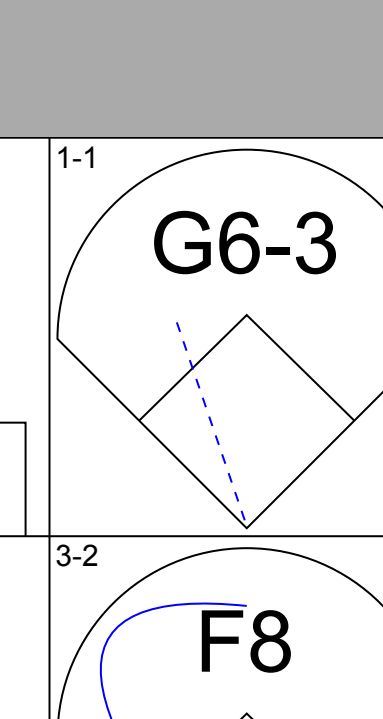
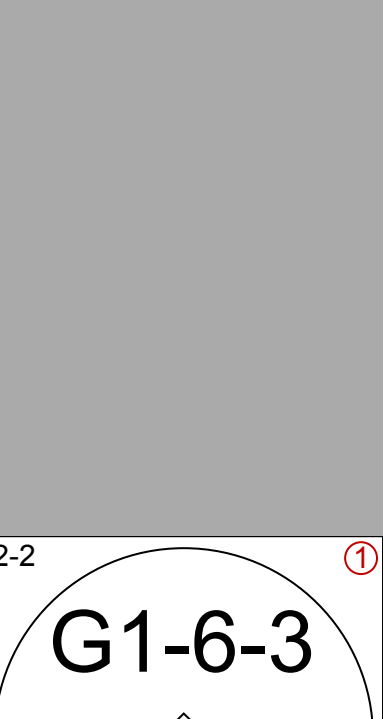
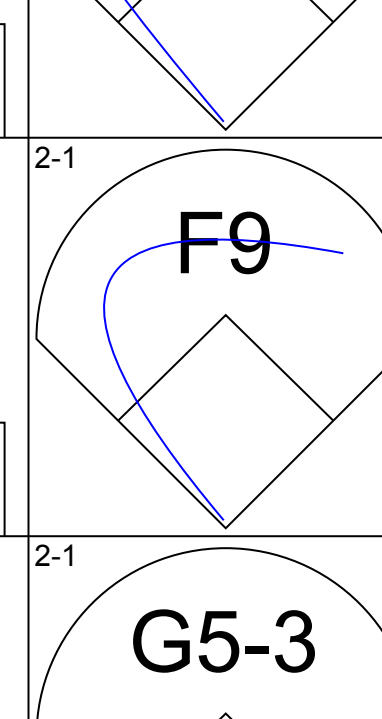
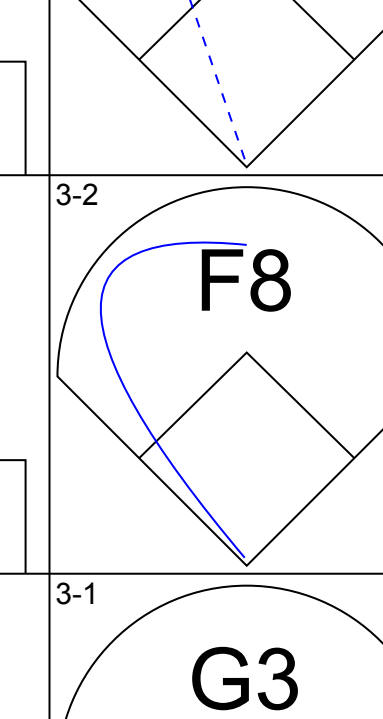
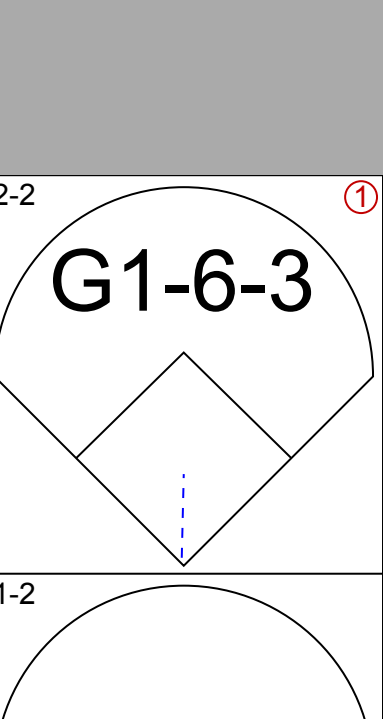


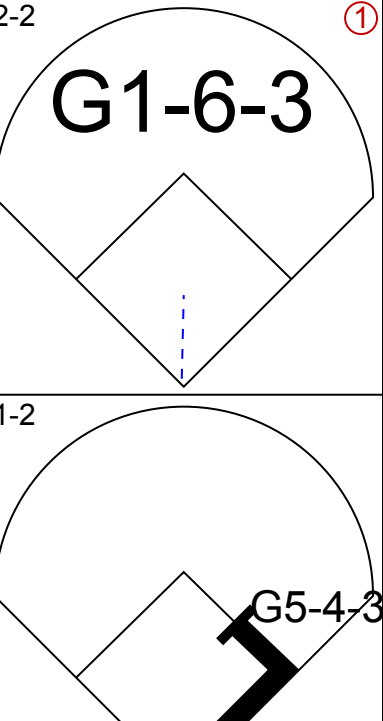
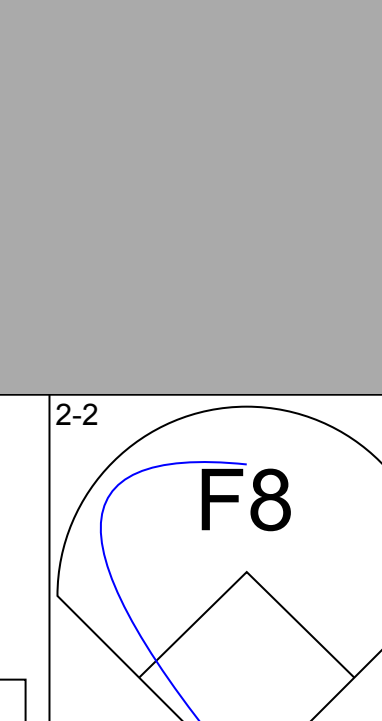
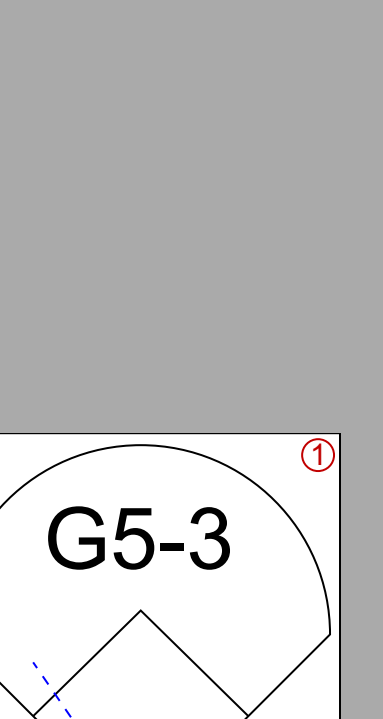

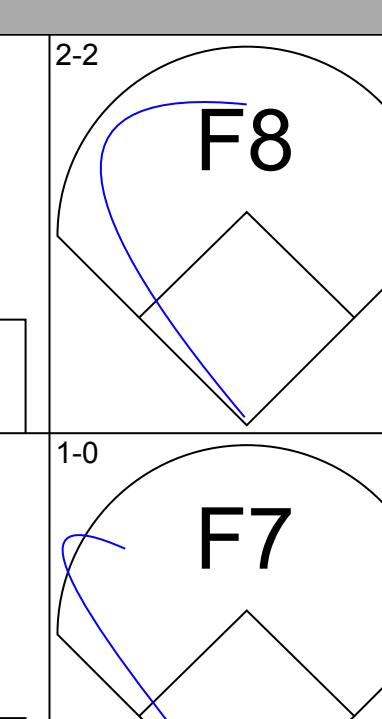
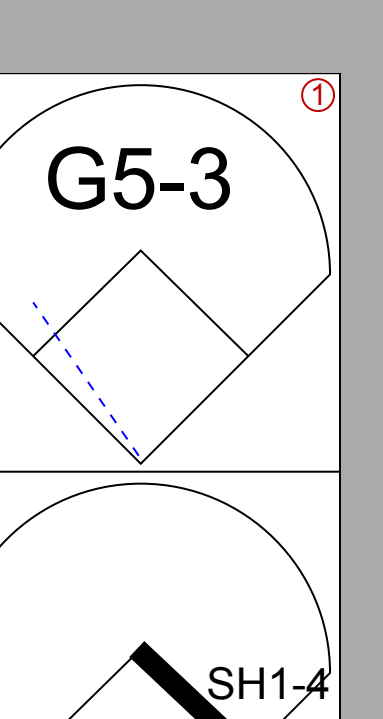
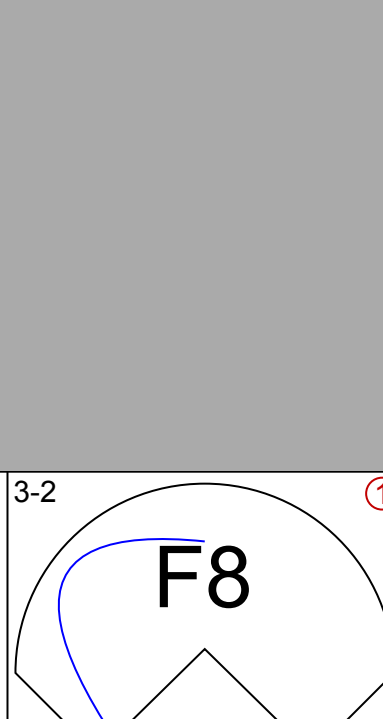

Batter	1	2	3	4	5	6	7	8	9	AB	R	H	RBI	BB	SO	LOB	BOTTOM										
Pokey Reese, R OBP: 0.320, SLG: 0.391	F8	F8				G6-3		F8		4	1	0	0	1	0	2	<b>Milwaukee Brewers @ Cincinnati Reds</b> Cinergy Field, Cincinnati, OH Sun Sep 17 2000, 1:15 PM EDT Att: 26,299 - Sunny - 56 F										
Michael Tucker, L OBP: 0.394, SLG: 0.502	F7		F7		F7	F9				4	0	0	0	0	0	1											
Dmitri Young, S OBP: 0.345, SLG: 0.485 Scott Sullivan, R (8, 1) Dennys Reyes, R (9, 1)	F8		F9							3	1	0	0	1	0	0											
Sean Casey, L OBP: 0.377, SLG: 0.475		WP 1B	G3-1							4	2	3	1	0	0	0											
Alex Ochoa, R OBP: 0.386, SLG: 0.571	K				G6-3					3	1	1	3	1	1	1											
Mike Bell, R OBP: 0.350, SLG: 0.412		BB 1B			F8	G4-3		K		4	1	1	1	0	1	2											
Chris Sexton, R OBP: 0.299, SLG: 0.224		BB 1B								1	1	0	0	2	0	2											
Jason LaRue, R OBP: 0.244, SLG: 0.363					F8					4	1	1	0	0	0	3											
Pete Harnisch, S OBP: 0.195, SLG: 0.317 Brian Hunter, R (8, 8)										3	0	1	2	0	0	1											
										1	0	0	0	0	0	0											
										1B: 6 2B: 0 3B: 0 HR: 1	SF: 0 SAC: 0 DP: 0 HBP: 1	WP: 3 PB: 0 SB: 2 CS: 0	PA: 37														
<b>Inning Stats</b>	R: 0 E: 0 K: 0 S: 7	H: 0 LOB: 0 BB: 0 P: 13	R: 2 E: 0 K: 1 S: 20	H: 3 LOB: 2 BB: 1 P: 33	R: 0 E: 0 K: 0 S: 8	H: 0 LOB: 0 BB: 0 P: 11	R: 0 E: 0 K: 0 S: 6	H: 0 LOB: 1 BB: 1 P: 12	R: 4 E: 0 K: 0 S: 12	H: 2 LOB: 0 BB: 2 P: 22	R: 2 E: 0 K: 1 S: 10	H: 1 LOB: 2 BB: 1 P: 15	R: 0 E: 0 K: 0 S: 8	H: 0 LOB: 0 BB: 0 P: 11	R: 0 E: 0 K: 0 S: 8	H: 0 LOB: 0 BB: 0 P: 11		1B: 6 2B: 0 3B: 0 HR: 1	SF: 0 SAC: 0 DP: 0 HBP: 1	WP: 3 PB: 0 SB: 2 CS: 0	PA: 37						
<b>PITCHER</b>	IP	WLS	BF	H	R	ER	SO	BB	IBB	HBP	BLK	WP	HR	S	P	ERA	WHIP										
John Snyder, R ERA: 6.23	5.0	L	24	5	6	6	1	4	0	0	0	1	1	53	91	10.80	1.800										
Everett Stull, R ERA: 5.71	1.0		5	1	2	2	0	0	0	1	0	0	0	12	18	18.00	1.000										
Ray King, L ERA: 1.4	1.0		5	1	0	0	1	1	0	0	0	0	0	10	15	0.00	2.000										
David Weathers, R ERA: 3.11	1.0		3	0	0	0	0	0	0	0	0	0	0	8	11	0.00	0.000										



Batter	1	2	3	4	5	6	7	8	9	AB	R	H	RBI	BB	SO	LOB	TOP				
<b>Pokey Reese, R</b> OBP: 0.319, SLG: 0.389 (1, 4)										5	0	1	0	0	2	3	<b>Cincinnati Reds @ San Francisco Giants</b> PacBell Park, San Francisco, CA Mon Sep 18 2000, 10:15 PM EDT Att: 40,930 - Sunny - 82 F				
<b>Brian Hunter, R</b> OBP: 0.336, SLG: 0.304 (1, 8)										5	1	1	0	0	1	1					
<b>Dmitri Young, S</b> OBP: 0.345, SLG: 0.483 <b>Michael Tucker, L</b> OBP: 0.393, SLG: 0.500 (7, PR) (7, 9)										2	0	0	1	1	1	0					
<b>Sean Casey, L</b> OBP: 0.379, SLG: 0.478 (1, 3)										4	1	2	0	1	1	0					
<b>Alex Ochoa, R</b> OBP: 0.395, SLG: 0.597 (7, 7)										5	3	4	1	0	0	2					
<b>Benito Santiago, R</b> OBP: 0.310, SLG: 0.408 (1, 2)										5	1	3	3	0	1	3					
<b>Mike Bell, R</b> OBP: 0.320, SLG: 0.333 (1, 5)										4	0	0	0	1	1	4					
<b>Juan Castro, R</b> OBP: 0.276, SLG: 0.339 (1, 6)										3	0	1	0	1	1	2					
<b>Oswaldo Fernandez, R</b> OBP: 0.182, SLG: 0.100 (1, 1)										3	0	0	1	1	1	2					
<b>Inning Stats</b>	R: 0 E: 0 K: 2 S: 11	H: 0 LOB: 0 BB: 0 P: 15	R: 1 E: 0 K: 0 S: 13	H: 3 LOB: 3 BB: 2 P: 26	R: 0 E: 0 K: 0 S: 5	H: 0 LOB: 0 BB: 0 P: 5	R: 0 E: 0 K: 1 S: 7	H: 1 LOB: 2 BB: 1 P: 14	R: 3 E: 0 K: 2 S: 13	H: 4 LOB: 1 BB: 0 P: 23	R: 0 E: 0 K: 1 S: 9	H: 1 LOB: 1 BB: 0 P: 15	R: 1 E: 0 K: 1 S: 13	H: 1 LOB: 2 BB: 2 P: 22	R: 0 E: 0 K: 1 S: 8	H: 0 LOB: 0 BB: 0 P: 14	R: 2 E: 0 K: 1 S: 13	H: 2 LOB: 0 BB: 0 P: 17	1B: 6 2B: 4 3B: 1 HR: 1	SF: 1 SAC: 0 DP: 1 HBP: 0	WP: 1 PA: 43 PB: 0 CS: 3 SB: 0
<b>PITCHER</b>	IP	WLS	BF	H	R	ER	SO	BB	IBB	HBP	BLK	WP	HR	S	P	ERA	WHIP				
<b>Shawn Estes, L</b> ERA: 4.05 (1, 1)	6.0	L	29	9	4	4	6	2	1	0	0	0	0	58	98	6.00	1.833				
<b>John Johnstone, R</b> ERA: 8.19 (7, 1)	1.0		6	1	1	1	1	2	0	0	0	0	0	8	22	9.00	3.000				
<b>41 Chad Zerbe, L</b> ERA: (8, 1)	1.0		3	0	0	0	1	0	0	0	0	0	0	13	14	0.00	0.000				
<b>Miguel Del Toro, R</b> ERA: 4.63 (9, 1)	1.0		5	2	2	2	1	0	0	0	0	1	1	13	17	18.00	2.000				

AB	37
R	7
H	12
RBI	6
BB	5
SO	9
LOB	17



Batter	1	2	3	4	5	6	7	8	9	AB	R	H	RBI	BB	SO	LOB	BOTTOM				
<b>Marvin Benard, L</b> OBP: 0.352, SLG: 0.407 (1, 8)										4	0	1	0	0	0	2	<b>Cincinnati Reds @ San Francisco Giants</b> PacBell Park, San Francisco, CA Mon Sep 18 2000, 10:15 PM EDT Att: 40,930 - Sunny - 82 F				
<b>Bill Mueller, S</b> OBP: 0.340, SLG: 0.401 (1, 5)										4	0	0	0	0	1	2					
<b>Barry Bonds, L</b> OBP: 0.449, SLG: 0.705 (1, 7)										4	0	1	1	0	0	0					
<b>Jeff Kent, R</b> OBP: 0.420, SLG: 0.597 (1, 4)										4	0	0	0	0	1	1					
<b>Ellis Burks, R</b> OBP: 0.427, SLG: 0.622 <b>41 Chad Zerbe, L</b> OBP: 0.400, SLG: 1.000 (8, 1) (8, 3)										3	0	0	0	0	0	0					
<b>J.T. Snow, L</b> OBP: 0.368, SLG: 0.458 <b>Miguel Del Toro, R</b> OBP: 0.337, SLG: 0.445 (1, 3) (9, 1)										3	0	1	0	0	0	0					
<b>Rich Aurilia, R</b> OBP: 0.337, SLG: 0.445 (1, 6)										3	0	0	0	0	0	1					
<b>Bobby Estalella, R</b> OBP: 0.370, SLG: 0.487 (1, 2)										3	0	1	0	0	0	0					
<b>Shawn Estes, R</b> OBP: 0.227, SLG: 0.313 <b>Pedro Feliz, R</b> OBP: 0.400, SLG: 0.400 <b>John Johnstone, R</b> OBP: 0.595, SLG: 0.733 (1, 1) (6, PH) (7, 1) (8, 9)										0	0	0	0	0	0	0					
<b>Inning Stats</b>	R: 0 E: 0 K: 0 S: 7	H: 0 LOB: 0 BB: 0 P: 8	R: 0 E: 0 K: 0 S: 7	H: 0 LOB: 0 BB: 0 P: 14	R: 0 E: 0 K: 1 S: 9	H: 0 LOB: 0 BB: 0 P: 12	R: 0 E: 0 K: 0 S: 9	H: 1 LOB: 1 BB: 0 P: 14	R: 0 E: 0 K: 0 S: 11	H: 1 LOB: 1 BB: 0 P: 20	R: 0 E: 0 K: 0 S: 5	H: 0 LOB: 0 BB: 0 P: 9	R: 0 E: 0 K: 0 S: 7	H: 0 LOB: 0 BB: 0 P: 10	R: 1 E: 0 K: 1 S: 11	H: 1 LOB: 1 BB: 1 P: 19	1B: 3 2B: 1 3B: 0 HR: 0	SF: 0 SAC: 1 DP: 1 HBP: 0	WP: 0 PA: 31 PB: 0 CS: 0 SB: 0		
<b>PITCHER</b>	IP	WLS	BF	H	R	ER	SO	BB	IBB	HBP	BLK	WP	HR	S	P	ERA	WHIP				
<b>Oswaldo Fernandez, R</b> ERA: 3.9 (1, 1)	9.0	W	31	4	1	1	2	1	0	0	0	0	0	71	113	1.00	0.556				





Batter	1	2	3	4	5	6	7	8	9	AB	R	H	RBI	BB	SO	LOB	TOP					
<b>Pokey Reese, R</b> OBP: 0.319, SLG: 0.388 (1, 4)	G6-3		G4-6-3 1B			F9		P3		4	0	1	0	0	0	0	<b>Cincinnati Reds @ San Francisco Giants</b> PacBell Park, San Francisco, CA Tue Sep 19 2000, 10:15 PM EDT Att: 40,930 - Sunny - 75 F					
<b>Michael Tucker, L</b> OBP: 0.387, SLG: 0.491 (1, 8)	F5		G4-6-3 1-2			L6		K		4	0	0	0	0	1	1						
<b>Dmitri Young, S</b> OBP: 0.344, SLG: 0.487 (1, 7)	F8			G5-3		G4-3			HR	4	1	1	1	0	0	0						
<b>Sean Casey, L</b> OBP: 0.380, SLG: 0.481 <b>D.T. Cromer, L</b> OBP: 0.351, SLG: 0.538 (1, 3) (2, 3)		1-1 1B 2B		0-2 1B			F7		F7	1	1	1	0	0	0	0						
<b>Alex Ochoa, R</b> OBP: 0.388, SLG: 0.585 (1, 9)	G1-3			1-3 K			L7		G6-3	4	0	0	0	0	1	2						
<b>Benito Santiago, R</b> OBP: 0.309, SLG: 0.405 (1, 2)	L8			3-2 G5-3			E6			4	0	1	0	0	0	2						
<b>Chris Sexton, R</b> OBP: 0.296, SLG: 0.226 (1, 5)		1-1 2H 1B			F9		G1-3		L1	4	0	1	1	0	0	2						
<b>Juan Castro, R</b> OBP: 0.272, SLG: 0.333 (1, 6)	G6-3				0-2 G5-3			G6-3		3	0	0	0	0	0	1						
<b>Rob Bell, R</b> OBP: 0.091, SLG: 0.093 <b>Mark Wohlers, R</b> (6, 1) <b>Keith Glauber, R</b> (7, 1) <b>Ken Griffey Jr., L</b> (8, PH) <b>Dennys Reyes, R</b> (8, 1)			K2-3		2-2 G1-3				HR	2	0	0	0	0	1	0						
<b>Inning Stats</b>	R: 0 E: 0 K: 0 S: 10	H: 0 LOB: 0 BB: 0 P: 14	R: 1 E: 0 K: 0 S: 8	H: 2 LOB: 1 BB: 0 P: 10	R: 0 E: 0 K: 1 S: 7	H: 1 LOB: 0 BB: 0 P: 9	R: 0 E: 0 K: 1 S: 14	H: 1 LOB: 1 BB: 0 P: 20	R: 0 E: 0 K: 0 S: 7	H: 0 LOB: 0 BB: 0 P: 9	R: 0 E: 0 K: 0 S: 8	H: 0 LOB: 1 BB: 0 P: 13	R: 0 E: 1 K: 0 S: 8	H: 0 LOB: 1 BB: 0 P: 11	R: 1 E: 0 K: 1 S: 9	H: 1 LOB: 0 BB: 0 P: 15		R: 1 E: 0 K: 0 S: 9	H: 2 LOB: 1 BB: 0 P: 13	1B: 4 2B: 1 3B: 0 HR: 2	SF: 0 SAC: 0 DP: 1 HBP: 0	WP: 0 PB: 0 SB: 0 CS: 0
<b>PITCHER</b> <b>Livan Hernandez, R</b> ERA: 3.62 (1, 1)	IP: 9.0 WLS: W BF: 34 H: 7 R: 3 ER: 3 SO: 3 BB: 0 IBB: 0 HBP: 0 BLK: 0 WP: 0 HR: 2 S: 80 P: 114 ERA: 3.00 WHIP: 0.778											<b>PITCHER</b> IP: 0 WLS: 0 BF: 0 H: 0 R: 0 ER: 0 SO: 0 BB: 0 IBB: 0 HBP: 0 BLK: 0 WP: 0 HR: 0 S: 0 P: 0 ERA: 0 WHIP: 0										



Batter	1	2	3	4	5	6	7	8	9	AB	R	H	RBI	BB	SO	LOB	BOTTOM			
<b>Marvin Benard, L</b> OBP: 0.354, SLG: 0.411 (1, 8) (9, 9)	K		1B 2B		B5-3	FC4-6 1B		G6-4-3 1B		5	1	3	1	0	1	0	<b>Cincinnati Reds @ San Francisco Giants</b> PacBell Park, San Francisco, CA Tue Sep 19 2000, 10:15 PM EDT Att: 40,930 - Sunny - 75 F			
<b>Bill Mueller, S</b> OBP: 0.339, SLG: 0.399 (1, 5)	G3		2B 1B		G4-3	FC4-6 1-2 2-3		G6-4-3 1-2		5	1	1	1	0	0	3				
<b>Barry Bonds, L</b> OBP: 0.449, SLG: 0.705 (6, PH) <b>Armando Rios, L</b> OBP: 0.348, SLG: 0.514 (9, 7)	F9		2B		4-2 2B BB	G4-3		F7		3	1	1	1	1	0	2				
<b>Jeff Kent, R</b> OBP: 0.422, SLG: 0.604 (1, 4)		G4-3 1B	K		3-2 1H 2B		2-2 1B 3B			4	1	3	1	0	1	1				
<b>Ellis Burks, R</b> OBP: 0.423, SLG: 0.615 <b>Calvin Murray, R</b> OBP: 0.350, SLG: 0.339 (9, 8)		K	F8		2-2 F7		2-3 K			4	0	0	0	0	2	4				
<b>J.T. Snow, L</b> OBP: 0.369, SLG: 0.457 (1, 3)		G4-3 2-3			3-2 F7		4-2 3B 1B BB			3	1	1	0	1	0	1				
<b>Rich Aurilia, R</b> OBP: 0.338, SLG: 0.445 (1, 6)		K			3-1 FC5-4 1B		P3		1-2 1B	4	0	2	1	0	1	2				
<b>Bobby Estalella, R</b> OBP: 0.372, SLG: 0.498 (1, 2)			G6-3 2B 2B		F7		G6-3 1B 3B		F8	4	2	2	1	0	0	3				
<b>Livan Hernandez, R</b> OBP: 0.256, SLG: 0.318 (1, 1)			G6-3 2-3		0-0 FC5-4 1-2		FC4-6 1B 1B		F9	4	0	1	1	0	0	4				
<b>Inning Stats</b>	R: 0 E: 0 K: 1 S: 8	H: 0 LOB: 0 BB: 0 P: 10	R: 0 E: 0 K: 2 S: 14	H: 1 LOB: 1 BB: 0 P: 20	R: 3 E: 0 K: 1 S: 14	H: 4 LOB: 1 BB: 0 P: 23	R: 0 E: 0 K: 0 S: 8	H: 1 LOB: 1 BB: 0 P: 14	R: 1 E: 0 K: 0 S: 14	H: 1 LOB: 1 BB: 1 P: 25	R: 2 E: 0 K: 0 S: 11	H: 4 LOB: 2 BB: 0 P: 19	R: 1 E: 0 K: 1 S: 16	H: 2 LOB: 2 BB: 1 P: 25	R: 0 E: 0 K: 0 S: 6	H: 1 LOB: 0 BB: 0 P: 8		1B: 8 2B: 4 3B: 2 HR: 0	SF: 0 SAC: 0 DP: 1 HBP: 0	WP: 0 PB: 0 SB: 1 CS: 0
<b>PITCHER</b> <b>Rob Bell, R</b> ERA: 5.02 <b>Mark Wohlers, R</b> ERA: 3.6 <b>Keith Glauber, R</b> ERA: 3.86 <b>Dennys Reyes, L</b> ERA: 4.83 (1, 1) (6, 1) (7, 1) (8, 1)	IP: 5.0 WLS: L BF: 23 H: 7 R: 4 ER: 4 SO: 4 BB: 0 IBB: 0 HBP: 0 BLK: 0 WP: 0 HR: 0 S: 4 P: 19 ERA: 7.20 WHIP: 1.600											<b>PITCHER</b> IP: 1.0 WLS: 0 BF: 7 H: 4 R: 2 ER: 2 SO: 0 BB: 4 IBB: 0 HBP: 0 BLK: 0 WP: 0 HR: 0 S: 11 P: 16 ERA: 18.00 WHIP: 4.000								



Batter	1	2	3	4	5	6	7	8	9	AB	R	H	RBI	BB	SO	LOB	TOP					
<b>Brian Hunter, R</b> OBP: 0.339, SLG: 0.307 (1, 8)	1-3 <b>K</b>			0-2 <b>G4-3</b>			0-0 <b>K</b> HBP 2B 1B	1-1 <b>1B</b>		4	1	2	0	0	1	0	<b>Cincinnati Reds @ San Francisco Giants</b> PacBell Park, San Francisco, CA Wed Sep 20 2000, 10:15 PM EDT Att. 40,930 - Overcast - 62 F					
<b>Pokey Reese, R</b> OBP: 0.320, SLG: 0.330 (7, 9)	2-2 <b>G4-3</b>			0-3 <b>K</b>			4-2 <b>K</b> WP 2B HBP	3-3 <b>K</b>		2	0	0	0	0	1	0						
<b>Ken Griffey Jr., L</b> OBP: 0.336, SLG: 0.555 (8, 9)							1-2 <b>K</b> HBP			1	0	0	0	0	1	1						
<b>Dmitri Young, S</b> OBP: 0.343, SLG: 0.486 (1, 3)	1-0 <b>G1-3</b>			0-0 <b>G1-3</b>			2-3 <b>K</b>		2-2 <b>1B</b>	4	0	1	0	0	1	2						
<b>Alex Ochoa, R</b> OBP: 0.381, SLG: 0.574 (8, 9)		1-3 <b>K</b>			2-0 <b>G4-3</b>		0-2 <b>L6</b>		1-3 <b>K</b>	4	0	0	0	0	2	4						
<b>Michael Tucker, L</b> OBP: 0.389, SLG: 0.494 (8, 4)		4-1 <b>CS</b> <b>BB</b>			1-0 <b>G6-3</b>		3-1 <b>S</b> 2B		1-3 <b>K</b>	3	0	1	2	1	1	1						
<b>Chris Sexton, R</b> OBP: 0.297, SLG: 0.219 (7, 4)		0-3 <b>K</b>			3-2 <b>G6-3</b>		2-H 3-H 4-2 <b>S</b> <b>BB</b>		0-3 <b>K</b>	2	0	0	0	1	1	1						
<b>Sean Casey, L</b> OBP: 0.380, SLG: 0.480 (9, PH)										1	0	0	0	0	1	1						
<b>Juan Castro, R</b> OBP: 0.268, SLG: 0.328 (1, 6)	1-0 <b>CS</b> 1-2		0-0 <b>G4-3</b>		1-1 <b>G4-3</b>		3-2 <b>G5-3</b> 1-2 2-3			3	0	0	0	0	0	2						
<b>Jason LaRue, R</b> OBP: 0.239, SLG: 0.354 (8, PH)			1-3 <b>K</b>		3-1 <b>P3</b>			2-3 <b>K</b>		2	0	0	0	0	1	0						
<b>Benito Santiago, R</b> OBP: 0.308, SLG: 0.403 (8, 2)										1	0	0	0	0	1	0						
<b>Steve Parris, R</b> OBP: 0.164, SLG: 0.173 (6, PH)			1-3 <b>K</b>							1	0	0	0	0	1	0						
<b>Brady Clark, R</b> OBP: 0.167, SLG: 0.333 (6, PH)										0	0	0	0	0	1	0						
<b>Scott Sullivan, R</b> OBP: 0.333, SLG: 0.333 (8, PH)										0	0	0	0	0	0	1						
<b>D.T. Cromer, L</b> OBP: 0.372, SLG: 0.525 (8, 7)										0	0	0	0	0	1	0						
<b>Kimera Barteel, S</b> (8, 7)										0	0	0	0	0	0	0						
<b>Inning Stats</b>	R: 0 E: 0 K: 1 S: 7	H: 0 LOB: 0 BB: 0 P: 11	R: 0 E: 0 K: 2 S: 15	H: 0 LOB: 0 BB: 1 P: 20	R: 0 E: 0 K: 2 S: 7	H: 0 LOB: 0 BB: 0 P: 9	R: 0 E: 0 K: 1 S: 7	H: 0 LOB: 0 BB: 0 P: 7	R: 0 E: 0 K: 0 S: 6	H: 0 LOB: 0 BB: 0 P: 12	R: 0 E: 0 K: 1 S: 7	H: 0 LOB: 0 BB: 0 P: 13	R: 2 E: 0 K: 1 S: 18	H: 2 LOB: 3 BB: 1 P: 34	R: 0 E: 0 K: 3 S: 11	H: 1 LOB: 1 BB: 0 P: 18	R: 0 E: 0 K: 3 S: 13	H: 1 LOB: 1 BB: 0 P: 17	1B: 3 2B: 1 3B: 0 HR: 0	SF: 0 SAC: 0 DP: 0 HBP: 1	WP: 1 PB: 0 SB: 2 CS: 1	PA: 34
<b>PITCHER</b>	IP	WLS	BF	H	R	ER	SO	BB	IBB	HBP	BLK	WP	HR	S	P	ERA	WHIP					
<b>Russ Ortiz, R</b> ERA: 4.85	6.2	W	24	2	2	2	8	2	0	1	0	1	0	62	98	2.70	0.600					
<b>Doug Henry, R</b> ERA: 3.93	0.1	H	1	0	0	0	0	0	0	0	0	0	0	5	8	0.00	0.000					
<b>Felix Rodriguez, R</b> ERA: 2.77	1.0	H	4	1	0	0	3	0	0	0	0	0	0	11	18	0.00	1.000					
<b>Robb Nen, R</b> ERA: 1.33	1.0	S	4	1	0	0	3	0	0	0	0	0	0	13	17	0.00	1.000					

Batter	1	2	3	4	5	6	7	8	9	AB	R	H	RBI	BB	SO	LOB	BOTTOM				
<b>Marvin Benard, L</b> OBP: 0.353, SLG: 0.410 (1, 8)	1-3 <b>K2-3</b>		0-1 <b>BB</b> E 2B 1B	3-1 <b>F7</b>			1-1 <b>F7</b>			4	1	1	0	0	1	1	<b>Cincinnati Reds @ San Francisco Giants</b> PacBell Park, San Francisco, CA Wed Sep 20 2000, 10:15 PM EDT Att. 40,930 - Overcast - 62 F				
<b>Bill Mueller, S</b> OBP: 0.337, SLG: 0.396 (1, 5)	2-2 <b>G4-3</b>		1-0 <b>F6</b>		1-0 <b>F5</b>		1-2 <b>F7</b>			4	0	0	0	0	0	1					
<b>Barry Bonds, L</b> OBP: 0.449, SLG: 0.709 (1, 7)	1-0 <b>G6-3</b>		4-1 <b>BB</b> 2B IBB		0-1 <b>HR</b>			2-3 <b>K</b>		3	2	1	1	1	1	0					
<b>Jeff Kent, R</b> OBP: 0.422, SLG: 0.606 (1, 4)		0-0 <b>G4-3</b> 3B	4-1 <b>2B</b> BB		2-0 <b>L7</b>		1-1 <b>F8</b>			3	1	1	0	1	0	0					
<b>J.T. Snow, L</b> OBP: 0.368, SLG: 0.457 (1, 3)		0-2 <b>G4-3</b>	1-2 <b>2B</b>		0-2 <b>F7</b>		1-3 <b>K</b>			4	0	1	3	0	1	0					
<b>Ellis Burks, R</b> OBP: 0.420, SLG: 0.610 (1, 9)		1-2 <b>G6-3</b>	1-0 <b>F8</b>			0-0 <b>F3</b>				3	0	0	0	0	2	2					
<b>Rich Aurilia, R</b> OBP: 0.338, SLG: 0.444 (1, 6)		2-2 <b>1B</b>		1-1 <b>G6-3</b>		1-0 <b>G6-3</b>				3	0	1	0	0	0	0					
<b>Bobby Estalella, R</b> OBP: 0.369, SLG: 0.493 (1, 2)		1-0 <b>F9</b>		1-3 <b>K</b>		1-3 <b>K</b>				3	0	0	0	0	2	1					
<b>Russ Ortiz, R</b> OBP: 0.302, SLG: 0.236 (7, 1)			2-1 <b>F9</b>		4-2 <b>BB</b>		1-2 <b>F9</b>			1	0	0	0	1	0	0					
<b>Doug Henry, R</b> (7, 1)										0	0	0	0	0	0	0					
<b>Russ Davis, R</b> OBP: 0.295, SLG: 0.422 (7, PH)										1	0	0	0	0	0	0					
<b>Felix Rodriguez, R</b> (8, 1)										0	0	0	0	0	0	0					
<b>Robb Nen, R</b> (9, 1)										0	0	0	0	0	0	0					
<b>Inning Stats</b>	R: 0 E: 0 K: 1 S: 8	H: 0 LOB: 0 BB: 0 P: 12	R: 1 E: 0 K: 0 S: 14	H: 2 LOB: 1 BB: 0 P: 18	R: 2 E: 1 K: 0 S: 11	H: 2 LOB: 2 BB: 2 P: 24	R: 0 E: 0 K: 1 S: 9	H: 0 LOB: 1 BB: 1 P: 18	R: 1 E: 0 K: 0 S: 7	H: 1 LOB: 0 BB: 0 P: 10	R: 0 E: 0 K: 1 S: 7	H: 0 LOB: 0 BB: 0 P: 9	R: 0 E: 0 K: 0 S: 8	H: 0 LOB: 0 BB: 0 P: 11	R: 0 E: 0 K: 2 S: 8	H: 0 LOB: 0 BB: 0 P: 12	1B: 2 2B: 1 3B: 1 HR: 1	SF: 0 SAC: 0 DP: 0 HBP: 0	WP: 0 PB: 0 SB: 0 CS: 0	PA: 32	
<b>PITCHER</b>	IP	WLS	BF	H	R	ER	SO	BB	IBB	HBP	BLK	WP	HR	S	P	ERA	WHIP				
<b>Steve Parris, R</b> ERA: 4.55	5.0	L	23	5	4	4	2	2	1	0	0	0	0	15	20	0.00	1.400				
<b>Scott Sullivan, R</b> ERA: 3.3	2.0		6	0	0	0	1	0	0	0	0	0	0	3	5	0.00	0.000				
<b>Dennys Reyes, L</b> ERA: 4.79	0.1		1	0	0	0	1	0	0	0	0	0	0	3	5	0.00	0.000				
<b>John Riedling, R</b> ERA: 1.46	0.2		2	0	0	0	1	0	0	0	0	0	0	5	7	0.00	0.000				





Batter	1	2	3	4	5	6	7	8	9	AB	R	H	RBI	BB	SO	LOB	TOP				
<b>Julio Lugo, R</b> OBP: 0.340, SLG: 0.413 (1,6)	G6-3		1B		L7		2B 5 G6-3	F8		5	1	2	0	0	0	1					
<b>Bill Spillers, L</b> OBP: 0.388, SLG: 0.398 (1,4)	G4-3		1B		5 FC6-4		2B		G4-3	4	0	2	1	1	0	0					
<b>5 Jeff Bagwell, R</b> OBP: 0.428, SLG: 0.614 (1,3)	K		K		FC6-4 17 1B		G6-3		F8	5	0	0	1	0	2	4					
<b>17 Lance Berkman, S</b> OBP: 0.384, SLG: 0.555 (1,7)		G6-3	G3		1B		F9		HR	5	1	2	1	0	0	3					
<b>Moises Alou, R</b> OBP: 0.415, SLG: 0.635 (1,9)	L9			1B	F8		F8		K	5	0	1	0	0	1	3					
<b>Richard Hidalgo, R</b> OBP: 0.384, SLG: 0.637 (1,8)	HR			1B		L8		HR		4	2	3	2	0	0	0					
<b>Mitch Meluskey, S</b> OBP: 0.414, SLG: 0.508 (1,2)	1B			F8		F8		FC3-6 BB		3	0	1	0	1	0	2					
<b>Chris Truby, R</b> OBP: 0.298, SLG: 0.494 (1,5)	L6			F9		G4-3		K		4	0	0	0	0	1	4					
<b>Jose Lima, R</b> ERA: 6.88 <b>Keith Gilman, R</b> ERA: 5.87 <b>Brian Powell, R</b> ERA: 5.87 <b>Scott Linebrink, R</b> ERA: 6.3 <b>Rusty Meacham, R</b> ERA: 7.36 <b>Jose Cabrera, R</b> ERA: 6.16			K	G4-3			2B 1B	FC3-6 1-2		0	0	0	0	0	0	0					
<b>Inning Stats</b>	R: 0 E: 0 K: 1 S: 7	H: 0 LOB: 0 BB: 0 P: 12	R: 1 E: 0 K: 0 S: 15	H: 2 LOB: 1 BB: 0 P: 23	R: 0 E: 0 K: 2 S: 16	H: 2 LOB: 2 BB: 0 P: 20	R: 0 E: 0 K: 0 S: 10	H: 2 LOB: 2 BB: 1 P: 14	R: 0 E: 0 K: 0 S: 8	H: 0 LOB: 0 BB: 0 P: 9	R: 2 E: 0 K: 0 S: 9	H: 3 LOB: 1 BB: 0 P: 14	R: 1 E: 0 K: 1 S: 9	H: 1 LOB: 1 BB: 1 P: 17	R: 1 E: 0 K: 1 S: 10	H: 1 LOB: 0 BB: 0 P: 14	1B: 8 2B: 1 3B: 0 HR: 3	SF: 0 SAC: 0 DP: 0 HBP: 0	WP: 0 PB: 0 SB: 0 CS: 0	PA: 41	
<b>PITCHER</b>	IP	WLS	BF	H	R	ER	SO	BB	IBB	HBP	BLK	WP	HR	S	P	ERA	WHIP				
<b>Elmer Dessens, R</b> ERA: 4.49 (1,1)	6.2	W	31	10	3	3	3	1	0	0	0	0	1	70	107	4.05	1.650				
<b>Scott Sullivan, R</b> ERA: 3.4 (7,1)	2.1		10	2	2	2	2	1	0	0	0	0	2	21	34	7.71	1.286				

**Houston Astros @ Cincinnati Reds**  
Cinergy Field, Cincinnati, OH  
Fri Sep 22 2000, 7:05 PM EDT  
Att: 32,223 - Cloudy - 76 F

AB	39
R	5
H	12
RBI	5
BB	2
SO	5
LOB	20



Batter	1	2	3	4	5	6	7	8	9	AB	R	H	RBI	BB	SO	LOB	BOTTOM				
<b>Michael Tucker, L</b> OBP: 0.396, SLG: 0.515 (1,8)	2B S BB	HR		G6-3		G3-6 1B		1B HR 2B		4	3	3	2	1	0	0					
<b>Chris Sexton, R</b> OBP: 0.291, SLG: 0.206 (1,4)	K	F9		FC6-4 BB BB		F9		K		4	0	0	0	1	2	3					
<b>Dmitri Young, S</b> OBP: 0.344, SLG: 0.484 (1,7)	2B SF8 BB	L7		K		G3-6		HR 1B		4	2	1	0	1	1	2					
<b>Sean Casey, L</b> OBP: 0.384, SLG: 0.499 (1,3)	1B			FC6-4		HR		K		3	2	3	3	1	0	0					
<b>Brian Hunter, R</b> OBP: 0.337, SLG: 0.306 (8,8)	SF8 2B	HR		FC6-4 BB		HR		K		1	0	0	0	0	1	2					
<b>Alex Ochoa, R</b> OBP: 0.378, SLG: 0.582 (1,9)	SF8	F8		FC6-4		F9		HR		4	1	1	4	0	0	2					
<b>Chris Stynes, R</b> OBP: 0.386, SLG: 0.477 (1,5)	F9			1-2 2-3		F2		HR		4	0	1	0	0	0	1					
<b>Mike Bell, R</b> OBP: 0.308, SLG: 0.318 (8,5)				2B		G5-3		K		1	0	0	0	0	1	0					
<b>Benito Santiago, R</b> OBP: 0.311, SLG: 0.415 (1,2)		HR BB		K		G5-3		HR		3	2	1	1	1	1	1					
<b>Juan Castro, R</b> OBP: 0.278, SLG: 0.352 (1,6)		HR		F8		1B		1B		4	1	3	2	0	0	1					
<b>Elmer Dessens, R</b> OBP: 0.233, SLG: 0.108 (1,1)		HR 1B		K		K		G3		3	1	1	0	0	2	2					
<b>Scott Sullivan, R</b> OBP: 0.288, SLG: 0.286 (7,1)				K		K				1	0	0	0	0	0	1					
<b>Inning Stats</b>	R: 2 E: 0 K: 1 S: 13	H: 1 LOB: 1 BB: 2 P: 26	R: 5 E: 0 K: 0 S: 12	H: 4 LOB: 0 BB: 1 P: 22	R: 0 E: 0 K: 2 S: 10	H: 1 LOB: 1 BB: 0 P: 14	R: 0 E: 0 K: 1 S: 9	H: 0 LOB: 2 BB: 2 P: 20	R: 0 E: 0 K: 1 S: 8	H: 1 LOB: 1 BB: 0 P: 13	R: 0 E: 0 K: 0 S: 11	H: 1 LOB: 0 BB: 0 P: 13	R: 2 E: 0 K: 0 S: 10	H: 3 LOB: 1 BB: 0 P: 12	R: 3 E: 0 K: 3 S: 16	H: 3 LOB: 0 BB: 0 P: 25	1B: 5 2B: 3 3B: 0 HR: 6	SF: 1 SAC: 0 DP: 1 HBP: 0	WP: 0 PB: 0 SB: 1 CS: 0	PA: 42	
<b>PITCHER</b>	IP	WLS	BF	H	R	ER	SO	BB	IBB	HBP	BLK	WP	HR	S	P	ERA	WHIP				
<b>Jose Lima, R</b> ERA: 6.88 (1,1)	2.0	L	14	5	7	7	1	3	0	0	0	0	0	10	14	0.00	1.000				
<b>Brian Powell, R</b> ERA: 5.87 (3,1)	1.0		4	1	0	0	2	0	0	0	0	0	0	10	14	0.00	1.000				
<b>Scott Linebrink, R</b> ERA: 6.3 (4,1)	3.0		12	2	0	0	2	2	0	0	0	0	0	28	46	0.00	1.333				
<b>Rusty Meacham, R</b> ERA: 7.36 (7,1)	1.0		6	3	2	2	0	0	0	0	0	0	2	10	12	18.00	3.000				
<b>Jose Cabrera, R</b> ERA: 6.16 (8,1)	1.0		6	3	3	3	3	0	0	0	0	0	1	16	25	27.00	3.000				

**Houston Astros @ Cincinnati Reds**  
Cinergy Field, Cincinnati, OH  
Fri Sep 22 2000, 7:05 PM EDT  
Att: 32,223 - Cloudy - 76 F

AB	36
R	12
H	14
RBI	12
BB	5
SO	8
LOB	15









Batter	1	2	3	4	5	6	7	8	9	AB	R	H	RBI	BB	SO	LOB	TOP								
Julio Lugo, R OBP: 0.340, SLG: 0.420 (1, 4)	G5-3		G3			17 2B	K			3	1	0	0	1	1	0	<b>Houston Astros @ Cincinnati Reds</b> Cinergy Field, Cincinnati, OH Sun Sep 24 2000, 1:15 PM EDT Att: 35,623 - Cloudy - 64 F								
Bill Spiers, L OBP: 0.385, SLG: 0.391 (1, 5)	F7		G6-4-3			K		5 CS		2	0	0	0	2	1	1									
5 Jeff Bagwell, R OBP: 0.430, SLG: 0.621 (1, 3)	F3		G6-4-3			L6		1-2		3	0	0	0	1	0	2									
17 Lance Berkman, S OBP: 0.386, SLG: 0.557 Glen Barker, S OBP: 0.303, SLG: 0.339 (8, 8)		1B		G5-4-3		1B		F5		3	2	2	1	1	0	1									
Moises Alou, R OBP: 0.415, SLG: 0.631 (1, 9)		BB		G5-4-3		2H		P4		4	0	2	2	0	0	2									
Richard Hidalgo, R OBP: 0.385, SLG: 0.636 (8, 7)		2H		G5-3		1B				4	0	2	0	0	0	0									
Mitch Meluskey, S OBP: 0.408, SLG: 0.502 (1, 2)		1B				1B				4	0	0	0	0	1	4									
Tim Bogar, R OBP: 0.290, SLG: 0.313 (1, 6)		K				F3		P6		4	0	0	0	0	1	4									
Wade Miller, R OBP: 0.108, SLG: 0.135 Wayne Franklin, L OBP: 0.061, SLG: 0.031 (9, 1)		G4-3				G5-3		L9		3	0	0	0	1	1	0									
Octavio Dotel, R OBP: 0.061, SLG: 0.031 (9, 1)		G4-3				G6-3		F9		3	0	0	0	0	0	3									
<b>Inning Stats</b>	R: 0 E: 0 K: 0 S: 6	H: 0 LOB: 0 BB: 10 P: 10	R: 1 E: 0 K: 1 S: 14	H: 3 LOB: 2 BB: 1 P: 25	R: 0 E: 0 K: 0 S: 9	H: 0 LOB: 0 BB: 1 P: 17	R: 0 E: 0 K: 0 S: 3	H: 0 LOB: 0 BB: 1 P: 7	R: 0 E: 0 K: 0 S: 5	H: 0 LOB: 0 BB: 0 P: 6	R: 2 E: 0 K: 1 S: 14	H: 3 LOB: 2 BB: 1 P: 24	R: 0 E: 0 K: 1 S: 6	H: 0 LOB: 0 BB: 0 P: 7	R: 0 E: 0 K: 0 S: 11	H: 0 LOB: 1 BB: 2 P: 20	R: 0 E: 0 K: 1 S: 7	H: 0 LOB: 0 BB: 8 P: 8	1B: 4 2B: 2 3B: 0 HR: 0	SF: 0 SAC: 0 DP: 3 HBP: 0	WP: 0 PB: 0 SB: 1 CS: 1	PA: 35			
<b>PITCHER</b>	IP	WLS	BF	H	R	ER	SO	BB	IBB	HBP	BLK	WP	HR	S	P	ERA	WHIP								
Oswaldo Fernandez, R ERA: 3.98 (6, 1)	5.2		24	6	3	3	2	4	0	0	0	0	0	49	87	4.76	1.765								
Keith Glauber, R ERA: 3.68 (7, 1)	0.1	1	0	0	0	0	0	0	0	0	0	0	0	2	2	0.00	0.000								
Mark Wohlers, R ERA: 3.33 (9, 1)	2.0	7	0	0	0	0	1	2	0	0	0	0	0	17	27	0.00	1.000								
Scott Sullivan, R ERA: 3.36 (9, 1)	1.0	W	3	0	0	0	1	0	0	0	0	0	0	7	8	0.00	0.000								

AB	29
R	3
H	6
RBI	3
BB	6
SO	4
LOB	13



Batter	1	2	3	4	5	6	7	8	9	AB	R	H	RBI	BB	SO	LOB	BOTTOM								
Michael Tucker, L OBP: 0.384, SLG: 0.498 (1, 8)	G4-3		G6-3			K		F7		4	0	0	0	0	1	3	<b>Houston Astros @ Cincinnati Reds</b> Cinergy Field, Cincinnati, OH Sun Sep 24 2000, 1:15 PM EDT Att: 35,623 - Cloudy - 64 F								
Chris Sexton, R OBP: 0.318, SLG: 0.263 (1, 4)	F9					1-H		2B		4	1	2	1	0	0	0									
Dmitri Young, S OBP: 0.345, SLG: 0.482 Kimera Barteo, R (9, PR)	K					2B		K		4	0	1	0	0	2	1									
Sean Casey, L OBP: 0.382, SLG: 0.500 (1, 3)		F7						K		0	1	0	0	1	0	1									
Alex Ochoa, R OBP: 0.373, SLG: 0.584 (1, 9)		G1-3				G5-3		G6-3		4	0	0	0	0	0	1									
Chris Stynes, R OBP: 0.391, SLG: 0.499 (1, 5)		G6-3				F5		K		4	1	1	2	0	1	0									
Benito Santiago, R OBP: 0.312, SLG: 0.414 (1, 2)						G6-3		G4-3		3	0	1	0	0	0	0									
Juan Castro, R OBP: 0.279, SLG: 0.351 (1, 6)						G5-3		G5-3		3	0	1	0	0	0	1									
Oswaldo Fernandez, R ERA: 3.98 (6, 1)	5.2		24	6	3	3	2	4	0	0	0	0	0	49	87	4.76		1.765							
Keith Glauber, R ERA: 3.68 (7, 1)	0.1	1	0	0	0	0	0	0	0	0	0	0	0	2	2	0.00		0.000							
Mark Wohlers, R ERA: 3.33 (9, 1)	2.0	7	0	0	0	0	1	2	0	0	0	0	0	17	27	0.00	1.000								
D.T. Cromer, L OBP: 0.364, SLG: 0.532 Scott Sullivan, R ERA: 3.36 (9, 1)	1.0	W	3	0	0	0	1	0	0	0	0	0	0	7	8	0.00	0.000								
<b>Inning Stats</b>	R: 0 E: 0 K: 1 S: 7	H: 0 LOB: 0 BB: 0 P: 13	R: 0 E: 0 K: 0 S: 7	H: 0 LOB: 0 BB: 0 P: 14	R: 0 E: 0 K: 0 S: 8	H: 1 LOB: 1 BB: 0 P: 12	R: 0 E: 0 K: 0 S: 8	H: 0 LOB: 0 BB: 0 P: 10	R: 0 E: 0 K: 2 S: 4	H: 0 LOB: 0 BB: 0 P: 6	R: 1 E: 0 K: 2 S: 12	H: 2 LOB: 1 BB: 0 P: 20	R: 0 E: 0 K: 2 S: 11	H: 0 LOB: 0 BB: 0 P: 16	R: 0 E: 0 K: 1 S: 9	H: 1 LOB: 1 BB: 0 P: 12	R: 3 E: 0 K: 0 S: 12	H: 3 LOB: 1 BB: 0 P: 17	1B: 4 2B: 2 3B: 0 HR: 1	SF: 1 SAC: 1 DP: 0 HBP: 0	WP: 0 PB: 0 SB: 0 CS: 0	PA: 33			
<b>PITCHER</b>	IP	WLS	BF	H	R	ER	SO	BB	IBB	HBP	BLK	WP	HR	S	P	ERA	WHIP								
Wade Miller, R ERA: 5.14 (9, 1)	0.1	H	1	0	0	0	0	0	0	0	0	0	0	2	4	0.00	0.000								
Wayne Franklin, L ERA: 5.02 (9, 1)	0.1	L	2	1	1	1	0	0	0	0	0	0	1	6	8	27.00	3.000								

AB	31
R	4
H	7
RBI	4
BB	0
SO	6
LOB	7





Batter	1	2	3	4	5	6	7	8	9	AB	R	H	RBI	BB	SO	LOB	TOP					
Michael Tucker, L (1.8) OBP: 0.377, SLG: 0.488	G4-3		F9			G4-3		E7 SF8	F5	5	1	0	0	0	0	1	<b>Cincinnati Reds @ Milwaukee Brewers</b> Milwaukee County Stadium, Milwaukee, WI Tue Sep 26 2000, 8:05 PM EDT Att: 27,851 - Sunny - 66 F					
Chris Sexton, R (1.4) OBP: 0.394, SLG: 0.253	G6-3			G4-3		G5-3		SF8		3	0	0	1	0	0	0						
Dmitri Young, S (1.7) OBP: 0.344, SLG: 0.484	G4-3			G3-1			HR	BB	1B	4	1	2	0	0	0	0						
Sean Casey, L (1.3) OBP: 0.382, SLG: 0.505 D.T. Cromer, L (7.3) OBP: 0.356, SLG: 0.500		G3-1		G3-1			HR	K		3	1	1	2	0	0	0						
Alex Ochoa, R (1.9) OBP: 0.375, SLG: 0.578		CS HBP			L7		K		BB	2	0	0	0	1	1	0						
Chris Stynes, R (1.5) OBP: 0.394, SLG: 0.510 Mike Bell, R (7. PH) OBP: 0.321, SLG: 0.333		1B			HR		1B	K		2	1	2	1	0	0	0						
Benito Santiago, R (1.2) OBP: 0.311, SLG: 0.411	G4-3				G6-3 1B		K		F8	4	0	1	0	0	1	2						
Juan Castro, R (1.6) OBP: 0.279, SLG: 0.350			K		G6-3				G3-1	4	0	1	0	0	1	1						
Steve Parris, R (1.1) Hector Mercado, L (5.1) Brady Clark, R (6. PH) Ron Villone, L (6.1) Brooks Kieschnick, L (7. PH) Dennys Reyes, R (7.1) Larry Luebbers, R (8.1) Brian Hunter, R (9. PH)			K			G6-3	G4-3		1B	1	0	0	0	0	0	0						
<b>Inning Stats</b>	R: 0 E: 0 K: 0 S: 7	H: 0 LOB: 0 BB: 0 P: 9	R: 0 E: 0 K: 0 S: 13	H: 1 LOB: 1 BB: 0 P: 21	R: 0 E: 0 K: 2 S: 8	H: 0 LOB: 0 BB: 0 P: 11	R: 0 E: 0 K: 0 S: 6	H: 0 LOB: 0 BB: 0 P: 7	R: 1 E: 0 K: 0 S: 9	H: 2 LOB: 0 BB: 0 P: 11	R: 0 E: 0 K: 0 S: 9	H: 0 LOB: 0 BB: 0 P: 15	R: 2 E: 0 K: 2 S: 15	H: 4 LOB: 2 BB: 0 P: 23	R: 1 E: 1 K: 2 S: 10	H: 1 LOB: 2 BB: 0 P: 19		R: 0 E: 0 K: 0 S: 7	H: 1 LOB: 1 BB: 0 P: 15	1B: 6 2B: 1 3B: 0 HR: 2	SF: 1 SAC: 0 DP: 1 HBP: 1	WP: 0 PB: 1 SB: 0 CS: 1
<b>PITCHER</b>	IP WLS BF H R ER SO BB IBB HBP BLK WP HR S P ERA WHIP																					
Jamey Wright, R (1.1) ERA: 3.97	7.1 W 30 8 4 3 4 0 0 1 0 0 2 70 102 3.68 1.091																					
Ray King, L (8.1) ERA: 1.29	0.1 H 2 0 0 0 1 1 0 0 0 0 0 4 9 0.00 3.000																					
Curt Leskanic, R (8.1) ERA: 2.39	1.1 S 5 1 0 0 1 0 0 0 0 0 0 10 20 0.00 0.750																					

AB	34
R	4
H	9
RBI	4
BB	1
SO	6
LOB	9



Batter	1	2	3	4	5	6	7	8	9	AB	R	H	RBI	BB	SO	LOB	BOTTOM			
Marquis Grissom, R (1.8) OBP: 0.290, SLG: 0.351	G6-3		F8		FC6-4 1B	E		E5		5	2	2	1	0	0	1	<b>Cincinnati Reds @ Milwaukee Brewers</b> Milwaukee County Stadium, Milwaukee, WI Tue Sep 26 2000, 8:05 PM EDT Att: 27,851 - Sunny - 66 F			
Mark Loretta, R (1.6) OBP: 0.397, SLG: 0.417	1B	2B	G4-3		FC6-4 1B	E9		K		5	1	2	0	0	1	2				
Geoff Jenkins, L (1.7) OBP: 0.359, SLG: 0.585	G6-4-3 1B		G1-3		FC6-4 2B	K				4	1	1	1	0	1	3				
Richie Sexson, R (1.3) OBP: 0.350, SLG: 0.502	G6-4-3			FC5-4 1B	2B	F9				4	1	2	2	0	0	1				
Jeremy Burnitz, L (1.9) OBP: 0.354, SLG: 0.457		HR		F9	2B	P6				4	1	2	2	0	0	1				
Tyler Houston, L (1.5) OBP: 0.293, SLG: 0.496 Charlie Hayes, R (7. PH) OBP: 0.347, SLG: 0.370		F7		FC5-4 1B	L9	F9				3	0	1	0	0	0	1				
Curt Leskanic, R (8.1)										0	0	0	0	0	0	0				
Ronnie Belliard, R (1.4) OBP: 0.352, SLG: 0.384		K		FC5-4		F7		E		4	0	1	0	0	1	2				
Raul Casanova, S (1.2) OBP: 0.313, SLG: 0.367				P5		G4-3 2B		K		4	1	2	0	0	1	3				
Jamey Wright, R (1.1) OBP: 0.067, SLG: 0.089 Ray King, L (8.1) José Hernández, R (8.5) OBP: 0.318, SLG: 0.376		FC6-4 1B			P3	G4-3		G6-3		3	0	0	0	0	0	2				
<b>Inning Stats</b>	R: 1 E: 0 K: 0 S: 8	H: 2 LOB: 0 BB: 0 P: 15	R: 1 E: 0 K: 1 S: 9	H: 2 LOB: 1 BB: 0 P: 14	R: 0 E: 0 K: 0 S: 9	H: 0 LOB: 0 BB: 0 P: 12	R: 0 E: 0 K: 0 S: 16	H: 2 LOB: 2 BB: 0 P: 27	R: 3 E: 0 K: 1 S: 18	H: 4 LOB: 1 BB: 0 P: 32	R: 2 E: 1 K: 1 S: 14	H: 2 LOB: 1 BB: 0 P: 18	R: 0 E: 0 K: 0 S: 9	H: 0 LOB: 0 BB: 0 P: 16	R: 0 E: 1 K: 2 S: 14	H: 1 LOB: 2 BB: 0 P: 20	1B: 6 2B: 6 3B: 0 HR: 1	SF: 0 SAC: 0 DP: 1 HBP: 0	WP: 0 PB: 0 SB: 0 CS: 0	PA: 38
<b>PITCHER</b>	IP WLS BF H R ER SO BB IBB HBP BLK WP HR S P ERA WHIP																			
Steve Parris, R (1.1) ERA: 4.68	4.2 L 23 10 5 5 1 0 0 0 0 0 0 1 57 9.64 2.143																			
Hector Mercado, L (5.1) ERA: 3.66	0.1 1 0 0 0 0 0 0 0 0 0 0 3 6 0.00 0.000																			
Ron Villone, L (6.1) ERA: 5.8	1.0 6 2 2 1 1 0 0 0 0 0 0 14 18 9.00 2.000																			
Dennys Reyes, L (7.1) ERA: 4.68	1.0 3 0 0 0 0 0 0 0 0 0 0 9 16 0.00 0.000																			
Larry Luebbers, R (8.1) ERA: 6.2	1.0 5 1 0 0 2 0 0 0 0 0 0 14 20 0.00 1.000																			





Batter	1	2	3	4	5	6	7	8	9	AB	R	H	RBI	BB	SO	LOB	TOP		
Michael Tucker, L (1.8) OBP: 0.375, SLG: 0.494	1-1 HR	1-2 F4			3-2 E4		1-3 K		2-2 G4-3	5	1	1	1	0	1	3	<b>Cincinnati Reds @ Milwaukee Brewers</b> Milwaukee County Stadium, Milwaukee, WI Wed Sep 27 2000, 8:05 PM EDT Att: 27,262 - Cloudy - 54 F		
Chris Sexton, R (1.4) OBP: 0.399, SLG: 0.262	2-3 K		0-0 CS 1B		0-0 F8		2-2 K 1B		0-1 P4	5	0	2	1	0	1	2			
Sean Casey, L (1.3) OBP: 0.379, SLG: 0.500	1-1 G6-3		1-3 K		2-3 K		2-2 F5		0-1 G4-3	5	0	0	0	0	2	4			
Dmitri Young, S (1.7) OBP: 0.341, SLG: 0.481	2-2 G3-1		1-2 F9		2-0 F8				0-0 G4-3	4	0	0	0	0	0	1			
Alex Ochoa, R (1.9) OBP: 0.377, SLG: 0.577		2-2 HR 1B	2-0 CS	2-2 F8	2-1 FC5 S 1B				2-2 G5-3	4	1	2	0	0	0	0			
Chris Stynes, R (1.5) OBP: 0.393, SLG: 0.507		0-0 F7		2-2 G6-3	0-3 K				1-1 K 1B	4	0	1	0	0	1	2			
Juan Castro, R (1.6) OBP: 0.278, SLG: 0.362		1-0 HR		1-3 K	0-0 FC5				1-2 P3	4	1	1	2	0	1	2			
Jason LaRue, R (1.2) OBP: 0.277, SLG: 0.372		2-0 K 1B			0-0 E 1B				4-2 HR BB	3	2	3	0	1	0	0			
Rob Bell, R (1.1) Dennis Reyes, L (7.1) John Riedling, R (7.1) Scott Sullivan, R (7.1) Hector Mercado, L (8.1) Danny Graves, R (8.1) Mike Bell, R (8.5)		0-3 K			0-3 K				2-2 HR	2	0	0	0	0	2	2			
<b>Inning Stats</b>	R: 1 E: 0 K: 1 S: 15	H: 1 LOB: 0 BB: 0 P: 21	R: 2 E: 0 K: 1 S: 12	H: 3 LOB: 1 BB: 0 P: 18	R: 0 E: 0 K: 1 S: 7	H: 1 LOB: 0 BB: 0 P: 11	R: 0 E: 0 K: 1 S: 10	H: 0 LOB: 0 BB: 0 P: 15	R: 0 E: 1 K: 2 S: 12	H: 1 LOB: 2 BB: 0 P: 17	R: 1 E: 0 K: 1 S: 11	H: 2 LOB: 1 BB: 0 P: 16	R: 0 E: 0 K: 0 S: 9	H: 1 LOB: 1 BB: 0 P: 13	R: 2 E: 0 K: 0 S: 12	H: 1 LOB: 0 BB: 1 P: 20		1B: 8 2B: 0 3B: 0 HR: 3	SF: 0 SAC: 1 DP: 0 HBP: 0
<b>PITCHER</b>	IP WLS BF H R ER SO BB IBB HBP BLK WP HR S P ERA WHIP																		
Paul Rigdon, R (1.1) ERA: 5.15	6.0	25	7	3	3	7	0	0	0	0	0	0	2	63	93	4.50	1.167		
41 Mike Budde, R (7.1) ERA: 4.5	0.2	4	2	1	1	1	0	0	0	0	0	0	0	8	11	13.50	3.000		
Valerio De Los Santos, L (7.1) ERA: 5.13	0.1	W	1	0	0	0	0	0	0	0	0	0	0	3	5	0.00	0.000		
David Weathers, R (8.1) ERA: 3.13	1.0	H	4	1	0	0	0	0	0	0	0	0	0	9	13	0.00	1.000		
Curt Leskanic, R (9.1) ERA: 2.99	1.0		5	1	2	2	0	1	0	0	0	0	0	1	12	20	18.00	2.000	

Batter	1	2	3	4	5	6	7	8	9	AB	R	H	RBI	BB	SO	LOB	BOTTOM		
Marquis Grissom, R (1.8) OBP: 0.289, SLG: 0.354	2-0 F8		2-2 G5-3			2-1 HR		0-0 FC4-6		5	1	1	1	0	1	2	<b>Cincinnati Reds @ Milwaukee Brewers</b> Milwaukee County Stadium, Milwaukee, WI Wed Sep 27 2000, 8:05 PM EDT Att: 27,262 - Cloudy - 54 F		
Mark Loretta, R (1.6) OBP: 0.354, SLG: 0.412	0-1 G1-3		0-3 K			0-0 L6		2-2 F2		4	0	0	0	0	1	0			
Geoff Jenkins, L (1.7) OBP: 0.358, SLG: 0.581	0-0 F7				1-3 K		1-2 F7		3-2 BB 1B HBP	3	1	0	0	0	1	0			
Richie Sexson, R (1.3) OBP: 0.351, SLG: 0.507		2-1 G5-3		2-3 K			0-2 HR		4-1 1B BB FC1-2 BB	3	1	1	1	1	1	0			
Jeromy Burnitz, L (1.9) OBP: 0.353, SLG: 0.455		0-3 K		1-0 G5-3			0-0 F9		4-1 FC1-2 HR BB	3	1	0	0	1	1	0			
José Hernández, R (1.5) OBP: 0.322, SLG: 0.382		3-1 K 1B			2-3 K		3-0 K 1B 2B		1-0 FC1-2 HR 1B	4	2	3	1	0	1	0			
Luis Lopez, S (1.4) OBP: 0.313, SLG: 0.431		2-2 G4-3			1-0 F5		4-1 G3 1B WP BB		0-1 FC1-2 HR	3	2	0	0	1	0	4			
Raul Casanova, S (1.2) OBP: 0.316, SLG: 0.384			1-2 G3		0-0 G4-3		3-1 WP G3 1B		2-1 HR	4	1	2	5	0	0	0			
Paul Rigdon, R (1.1) Mark Swartz, L (6.9) 41 Mike Budde, R (7.1) Valerio De Los Santos, L (7.1) Tyler Houston, L (7.9) David Weathers, R (8.1) Angel Echevarría, R (8.9) Curt Leskanic, R (9.1)			0-0 HR			1-3 K		1-0 G3		1	1	1	1	0	0	0			
<b>Inning Stats</b>	R: 0 E: 0 K: 0 S: 4	H: 0 LOB: 0 BB: 0 P: 6	R: 0 E: 0 K: 1 S: 10	H: 1 LOB: 1 BB: 0 P: 17	R: 1 E: 0 K: 1 S: 13	H: 1 LOB: 0 BB: 0 P: 16	R: 0 E: 0 K: 2 S: 7	H: 0 LOB: 0 BB: 0 P: 11	R: 0 E: 0 K: 1 S: 6	H: 0 LOB: 0 BB: 0 P: 9	R: 1 E: 0 K: 1 S: 10	H: 1 LOB: 0 BB: 0 P: 14	R: 3 E: 0 K: 1 S: 12	H: 3 LOB: 1 BB: 1 P: 26	R: 5 E: 0 K: 0 S: 15	H: 2 LOB: 1 BB: 3 P: 35		1B: 3 2B: 1 3B: 0 HR: 4	SF: 0 SAC: 0 DP: 0 HBP: 1
<b>PITCHER</b>	IP WLS BF H R ER SO BB IBB HBP BLK WP HR S P ERA WHIP																		
Rob Bell, R (1.1) ERA: 5.0	6.0	22	4	3	3	6	0	0	0	0	0	0	0	1	1	0.00	0.667		
Dennis Reyes, L (7.1) ERA: 4.64	0.1	H	1	0	0	0	0	0	0	0	0	0	0	1	1	0.00	0.000		
John Riedling, R (7.1) ERA: 2.51	0.0	L	3	2	1	1	0	1	0	0	0	0	0	4	14	∞	∞		
Scott Sullivan, R (7.1) ERA: 3.5	1.0		5	0	3	3	1	1	0	1	0	11	24	27.00	1.000				
Hector Mercado, L (8.1) ERA: 4.5	0.0		1	0	0	0	0	1	0	0	0	1	5	∞	∞				



Batter	1	2	3	4	5	6	7	8	9	AB	R	H	RBI	BB	SO	LOB	TOP			
<b>Michael Tucker, L</b> OBP: 0.378, SLG: 0.498 (1, 8)										4	1	2	0	1	1	0	<b>Cincinnati Reds @ Milwaukee Brewers</b> Milwaukee County Stadium, Milwaukee, WI Thu Sep 28 2000, 4:05 PM EDT Att: 56,354 - Sunny - 56 F			
<b>Chris Sexton, R</b> OBP: 0.294, SLG: 0.247 (1, 4)										5	0	0	0	0	0	4				
<b>Dmitri Young, S</b> OBP: 0.346, SLG: 0.492 (1, 7)										4	4	4	0	0	0	0				
<b>Brian Hunter, R</b> OBP: 0.338, SLG: 0.308 (8, PH)										1	0	0	0	0	0	0				
<b>Sean Casey, L</b> OBP: 0.383, SLG: 0.510 (1, 3)										3	2	3	4	1	0	0				
<b>D.T. Cromer, L</b> OBP: 0.346, SLG: 0.488 (8, 3)										1	0	0	0	0	1	0				
<b>Alex Ochoa, R</b> OBP: 0.375, SLG: 0.574 (1, 9)										3	0	1	2	0	0	1				
<b>Brady Clark, R</b> OBP: 0.222, SLG: 0.333 (9, PH)										1	0	0	0	0	0	0				
<b>Chris Stynes, R</b> OBP: 0.391, SLG: 0.504 (1, 5)										4	0	1	0	0	0	3				
<b>Mike Bell, R</b> OBP: 0.333, SLG: 0.462 (9, PH)										1	0	0	0	0	1	0				
<b>Benito Santiago, R</b> OBP: 0.310, SLG: 0.409 (1, 2)										4	0	1	0	0	1	2				
<b>Juan Castro, R</b> OBP: 0.282, SLG: 0.379 (1, 6)										4	1	2	2	0	1	1				
<b>Elmer Dessens, R</b> OBP: 0.234, SLG: 0.100 (1, 1)										3	0	0	0	1	2	2				
<b>Inning Stats</b>	R: 1 E: 0 K: 1 S: 13	H: 3 LOB: 2 BB: 0 P: 18	R: 1 E: 0 K: 1 S: 12	H: 1 LOB: 0 BB: 0 P: 14	R: 1 E: 0 K: 0 S: 11	H: 2 LOB: 1 BB: 0 P: 15	R: 0 E: 0 K: 1 S: 6	H: 1 LOB: 0 BB: 0 P: 6	R: 3 E: 0 K: 0 S: 13	H: 2 LOB: 0 BB: 1 P: 23	R: 2 E: 0 K: 1 S: 16	H: 3 LOB: 2 BB: 1 P: 23	R: 0 E: 0 K: 0 S: 5	H: 1 LOB: 0 BB: 0 P: 6	R: 0 E: 0 K: 2 S: 9	H: 0 LOB: 0 BB: 0 P: 13	1B: 9 2B: 1 3B: 2 HR: 2	SF: 1 SAC: 0 DP: 2 HBP: 0	WP: 0 PB: 0 SB: 0 CS: 0	PA: 42
<b>PITCHER</b>	IP WLS BF H R ER SO BB IBB HBP BLK WP HR S P ERA WHIP																			
<b>Jeff D'Amico, R</b> ERA: 2.66 (1, 1)	6.0 L 29 10 6 6 4 2 0 0 0 0 0 2 69 102 9.00 2.000																			
<b>52 Rafael Roque, L</b> ERA: 10.13 (7, 1)	0.1 4 2 2 2 0 1 0 0 0 0 0 0 9 15 54.00 9.000																			
<b>Juan Acevedo, R</b> ERA: 3.86 (7, 1)	1.2 6 2 0 0 1 0 0 0 0 0 0 0 12 14 0.00 1.200																			
<b>Everett Stull, R</b> ERA: 5.53 (9, 1)	1.0 3 0 0 0 2 0 0 0 0 0 0 0 9 13 0.00 0.000																			

Batter	1	2	3	4	5	6	7	8	9	AB	R	H	RBI	BB	SO	LOB	BOTTOM					
<b>Marquis Grissom, R</b> OBP: 0.288, SLG: 0.353 (1, 8)										3	0	0	0	0	2	1	<b>Cincinnati Reds @ Milwaukee Brewers</b> Milwaukee County Stadium, Milwaukee, WI Thu Sep 28 2000, 4:05 PM EDT Att: 56,354 - Sunny - 56 F					
<b>Lou Collier, R</b> OBP: 0.333, SLG: 0.393 (8, 8)										4	0	0	0	0	1	0						
<b>Mark Loretta, R</b> OBP: 0.350, SLG: 0.407 (1, 6)										4	0	0	0	0	1	0						
<b>Geoff Jenkins, L</b> OBP: 0.356, SLG: 0.578 (1, 7)										3	0	0	0	0	0	0						
<b>Richie Sexson, R</b> OBP: 0.349, SLG: 0.504 (1, 3)										3	0	0	0	0	2	0						
<b>Jeremy Burnitz, L</b> OBP: 0.352, SLG: 0.452 (1, 9)										3	0	0	0	0	0	0						
<b>José Hernández, R</b> OBP: 0.320, SLG: 0.379 (1, 5)										3	0	0	0	0	0	0						
<b>Ronnie Belliard, R</b> OBP: 0.350, SLG: 0.382 (1, 4)										3	0	0	0	0	1	0						
<b>Raul Casanova, S</b> OBP: 0.320, SLG: 0.396 (1, 2)										3	1	2	0	0	0	0						
<b>Jeff D'Amico, R</b> OBP: 0.146, SLG: 0.152 (5, PH)										0	0	0	0	0	0	0						
<b>Luis Lopez, S</b> OBP: 0.110, SLG: 0.079 (7, 1)										1	0	0	0	0	0	0						
<b>52 Rafael Roque, L</b> (7, 1)										0	0	0	0	0	0	0						
<b>Juan Acevedo, R</b> (7, 1)										0	0	0	0	0	0	0						
<b>Everett Stull, R</b> (9, 1)										0	0	0	0	0	0	0						
<b>Tyler Houston, L</b> OBP: 0.201, SLG: 0.493 (9, PH)										1	0	0	0	0	0	0						
<b>Inning Stats</b>	R: 0 E: 0 K: 2 S: 11	H: 0 LOB: 0 BB: 0 P: 17	R: 0 E: 0 K: 1 S: 9	H: 0 LOB: 0 BB: 0 P: 15	R: 0 E: 0 K: 1 S: 9	H: 1 LOB: 1 BB: 0 P: 10	R: 0 E: 0 K: 1 S: 10	H: 0 LOB: 0 BB: 0 P: 13	R: 0 E: 0 K: 0 S: 8	H: 0 LOB: 0 BB: 0 P: 15	R: 1 E: 0 K: 0 S: 7	H: 1 LOB: 0 BB: 0 P: 9	R: 0 E: 0 K: 0 S: 4	H: 0 LOB: 0 BB: 0 P: 6	R: 0 E: 0 K: 1 S: 7	H: 0 LOB: 0 BB: 0 P: 8	R: 0 E: 0 K: 0 S: 7	H: 0 LOB: 0 BB: 0 P: 8	1B: 1 2B: 0 3B: 1 HR: 0	SF: 0 SAC: 1 DP: 0 HBP: 0	WP: 0 PB: 0 SB: 0 CS: 0	PA: 29
<b>PITCHER</b>	IP WLS BF H R ER SO BB IBB HBP BLK WP HR S P ERA WHIP																					
<b>Elmer Dessens, R</b> ERA: 4.28 (1, 1)	9.0 W 29 2 1 1 6 0 0 0 0 0 0 0 72 101 1.00 0.222																					



Batter	1	2	3	4	5	6	7	8	9	AB	R	H	RBI	BB	SO	LOB	TOP			
Michael Tucker, L OBP: 0.382, SLG: 0.509 (1, 8)	1-2 HR	3-1 L3		0-0 1B		2-2 F8			4-2 FC4-6 1B BB	4	2	2	1	1	0	2	<b>Cincinnati Reds @ St. Louis Cardinals</b> Busch Stadium, St. Louis, MO Fri Sep 29 2000, 7:10 PM CDT Att: 46,152 - Cloudy - 76 F			
Chris Sexton, R OBP: 0.299, SLG: 0.239 (1, 4)	0-3 K		1-1 G6-3	0-1 P3			4-0 G6-4-3 BB		4-1 FC4-6 BB	3	0	0	1	2	1	2				
Dmitri Young, S OBP: 0.345, SLG: 0.490 Brian Hunter, R OBP: 0.337, SLG: 0.308 (1, 7) (8, 8)	1-0 HR		1-2 F9		0-1 G6-3		0-0 G6-4-3 BB		1-2 SF9	4	1	1	0	0	0	1				
Sean Casey, L OBP: 0.385, SLG: 0.519 (1, 3)	1-1 HR		1-0 HR		0-0 G4-6-3 1B		1-0 F8		3-H FC4-6 1B	5	2	3	2	0	0	2				
Alex Ochoa, R OBP: 0.376, SLG: 0.583 (1, 9) (8, 7)	0-2 G6-3		3-2 HR		0-1 G4-6-3			1-1 F8	0-2 1B	5	1	2	3	0	0	1				
Chris Stynes, R OBP: 0.391, SLG: 0.503 (1, 5)	2-1 1B		0-1 G6-3			1-1 G6-4-3 1B		2-1 P4	1-2 G4-3	5	0	2	0	0	0	2				
Juan Castro, R OBP: 0.281, SLG: 0.373 (1, 6)	2-3 K			4-2 CS BB		0-1 G6-4-3 1B		1-2 G6-3		3	0	0	0	1	1	2				
Jason LaRue, R OBP: 0.286, SLG: 0.378 (1, 2)		1-0 F8		3-3 K		0-2 1B			2-2 BB 1B BB	4	1	2	0	0	1	1				
Ron Villone, L OBP: 0.163, SLG: 0.186 (1, 1)	1-1 G2-3			1-2 1B		2-2 1B			0-2 BB BB SF9 1B	4	1	3	0	0	0	0				
<b>Inning Stats</b>	R: 3 E: 0 K: 2 S: 21	H: 4 LOB: 1 BB: 0 P: 28	R: 0 E: 0 K: 0 S: 5	H: 0 LOB: 0 BB: 0 P: 10	R: 2 E: 0 K: 0 S: 12	H: 2 LOB: 0 BB: 0 P: 18	R: 0 E: 0 K: 1 S: 13	H: 2 LOB: 2 BB: 1 P: 21	R: 0 E: 0 K: 0 S: 13	H: 3 LOB: 2 BB: 0 P: 18	R: 0 E: 0 K: 0 S: 2	H: 0 LOB: 0 BB: 1 P: 7	R: 0 E: 0 K: 0 S: 7	H: 0 LOB: 0 BB: 0 P: 11	R: 3 E: 0 K: 0 S: 21	H: 3 LOB: 2 BB: 2 P: 33		1B: 11 2B: 2 3B: 0 HR: 3	SF: 1 SAC: 0 DP: 4 HBP: 0	WP: 0 PB: 0 SB: 0 CS: 1
<b>PITCHER</b>	IP WLS BF H R ER SO BB IBB HBP BLK WP HR S P ERA WHIP	IP WLS BF H R ER SO BB IBB HBP BLK WP HR S P ERA WHIP																		
Garrett Stephenson, R ERA: 4.48 (1, 1)	5.0 L 23 9 5 5 3 1 0 0 0 0 3 56 82 9.00 2.000																			
Britt Reames, R ERA: 2.88 (6, 1)	2.0 8 3 0 0 0 0 0 0 0 0 0 0 15 25 0.00 2.000																			
Gene Stechschulte, R ERA: 6.31 (8, 1)	1.0 7 2 3 3 0 0 0 0 0 0 0 0 17 31 27.00 4.000																			
Alan Benes, R ERA: 5.8 (9, 1)	1.0 4 1 0 0 0 0 0 0 0 0 0 0 11 13 0.00 1.000																			

Batter	1	2	3	4	5	6	7	8	9	AB	R	H	RBI	BB	SO	LOB	BOTTOM					
Fernando Vina, L OBP: 0.382, SLG: 0.397 13 Luis Saturria, R (1, 4) (9, 8)	1-3 K		2-1 G5-3			1-2 HBP		0-0 3B		3	0	1	0	0	1	0	<b>Cincinnati Reds @ St. Louis Cardinals</b> Busch Stadium, St. Louis, MO Fri Sep 29 2000, 7:10 PM CDT Att: 46,152 - Cloudy - 76 F					
Shawon Dunston, R OBP: 0.277, SLG: 0.488 (1, 7) (7, 8) (9, 7)	0-3 K			1-3 K		3-1 F8		2-0 F9		4	0	0	0	0	2	2						
15 Jim Edmonds, L OBP: 0.412, SLG: 0.585 Craig Paquette, R OBP: 0.292, SLG: 0.426 (1, 8) (6, PH) (7, 7) (9, 4)	2-3 K			1-3 K		1-2 L9		2-3 K		2	0	0	0	0	2	0						
Eric Davis, R OBP: 0.393, SLG: 0.434 (1, 9)		0-1 G4-3 WP 1B		3-2 G5-3		2-2 G5-3		1-3 K		4	0	1	0	0	1	2						
Fernando Tatis, R OBP: 0.379, SLG: 0.491 (1, 5)		2-3 K			1-3 K		2-3 K		2-3 K	4	0	0	0	0	4	1						
Will Clark, L OBP: 0.412, SLG: 0.536 Eduardo Perez, R OBP: 0.350, SLG: 0.440 (1, 3) (6, 3)		2-1 G4-3			1-3 K		1-3 K		1-3 K	2	0	0	0	0	1	1						
Edgar Renteria, R OBP: 0.347, SLG: 0.427 (1, 6) (9, 1)		2-3 K			4-1 E BB		4-1 BB BB		4-2 BB BB	1	1	0	0	3	1	1						
Eli Marrero, R OBP: 0.302, SLG: 0.422 (1, 2)			1-2 G4-3		0-1 E8		4-1 BB		4-1 BB	2	0	0	0	2	0	0						
Garrett Stephenson, R OBP: 0.311, SLG: 0.651 Mark McGwire, R OBP: 0.483, SLG: 0.748 Britt Reames, R OBP: 0.297, SLG: 0.467 Placido Polanco, R OBP: 0.322, SLG: 0.424 Gene Stechschulte, R OBP: 0.391, SLG: 0.503 Alan Benes, R OBP: 0.300, SLG: 0.390 Carlos Hernandez, R OBP: 0.248, SLG: 0.348 (1, 1) (5, PH) (6, 1) (7, PH) (8, 1) (9, 1) (9, PH)			0-0 G5-3		0-3 K		0-2 L9		3-2 F8	1	0	0	0	0	0	0						
<b>Inning Stats</b>	R: 0 E: 0 K: 3 S: 10	H: 0 LOB: 0 BB: 0 P: 13	R: 0 E: 0 K: 2 S: 10	H: 1 LOB: 1 BB: 0 P: 16	R: 0 E: 0 K: 0 S: 6	H: 0 LOB: 0 BB: 0 P: 9	R: 0 E: 0 K: 2 S: 9	H: 0 LOB: 0 BB: 0 P: 14	R: 1 E: 1 K: 3 S: 12	H: 0 LOB: 1 BB: 1 P: 18	R: 0 E: 0 K: 0 S: 10	H: 0 LOB: 1 BB: 0 P: 17	R: 0 E: 0 K: 2 S: 11	H: 0 LOB: 2 BB: 2 P: 22	R: 0 E: 0 K: 2 S: 8	H: 1 LOB: 1 BB: 0 P: 13		R: 0 E: 0 K: 2 S: 14	H: 0 LOB: 2 BB: 2 P: 28	1B: 1 2B: 0 3B: 1 HR: 0	SF: 0 SAC: 0 DP: 0 HBP: 1	WP: 1 PB: 0 SB: 0 CS: 0
<b>PITCHER</b>	IP WLS BF H R ER SO BB IBB HBP BLK WP HR S P ERA WHIP	IP WLS BF H R ER SO BB IBB HBP BLK WP HR S P ERA WHIP																				
Ron Villone, L ERA: 5.43 (1, 1)	9.0 W 36 2 1 0 16 5 4 0 1 0 1 0 90 150 0.00 0.778																					

AB	37
R	8
H	15
RBI	8
BB	4
SO	3
LOB	13





Batter	1	2	3	4	5	6	7	8	9	AB	R	H	RBI	BB	SO	LOB	TOP					
<b>Brian Hunter, R</b> OBP: 0.346, SLG: 0.312 (1, 8)										3	2	2	0	2	0	0						
<b>Michael Tucker, L</b> OBP: 0.384, SLG: 0.517 (1, 9)										2	1	1	1	1	1	1						
<b>Dmitri Young, S</b> OBP: 0.346, SLG: 0.491 (6, FH)										1	0	1	1	0	0	0						
<b>Brady Clark, R</b> OBP: 0.300, SLG: 0.400 (6, 7)										1	0	1	2	0	0	0						
<b>Sean Casey, L</b> OBP: 0.385, SLG: 0.517 (1, 3)										4	0	1	2	1	1	3						
<b>D.T. Cromer, L</b> OBP: 0.346, SLG: 0.488 (8, 3)										0	0	0	0	0	0	0						
<b>Alex Ochoa, R</b> OBP: 0.373, SLG: 0.575 (1, 7)										5	0	1	0	0	1	3						
<b>Chris Stynes, R</b> OBP: 0.389, SLG: 0.501 (1, 5)										5	0	1	0	0	2	5						
<b>Mike Bell, R</b> OBP: 0.333, SLG: 0.462 (8, 5)										0	0	0	0	0	0	0						
<b>Juan Castro, R</b> OBP: 0.284, SLG: 0.371 (1, 6)										4	0	1	0	1	0	3						
<b>Chris Sexton, R</b> OBP: 0.295, SLG: 0.237 (1, 4)										5	2	1	0	0	0	2						
<b>Jason LaRue, R</b> OBP: 0.301, SLG: 0.415 (1, 2)										4	3	2	2	0	0	0						
<b>Oswaldo Fernandez, R</b> OBP: 0.167, SLG: 0.091 (1, 1)										2	0	0	0	0	1	0						
<b>John Riedling, R</b> (8, 1)										0	0	0	0	0	0	0						
<b>Kimera Barteo, R</b> (9, FH)										1	0	0	0	0	1	0						
<b>Mark Wohlers, R</b> (9, 1)										0	0	0	0	0	0	0						
<b>Inning Stats</b>	R: 1 E: 0 K: 2 S: 22	H: 3 LOB: 2 BB: 0 P: 37	R: 0 E: 0 K: 1 S: 10	H: 0 LOB: 0 BB: 0 P: 15	R: 2 E: 0 K: 0 S: 17	H: 3 LOB: 1 BB: 0 P: 22	R: 2 E: 0 K: 0 S: 10	H: 2 LOB: 1 BB: 1 P: 18	R: 0 E: 0 K: 0 S: 8	H: 1 LOB: 1 BB: 0 P: 10	R: 1 E: 1 K: 0 S: 11	H: 2 LOB: 3 BB: 2 P: 25	R: 2 E: 0 K: 1 S: 11	H: 1 LOB: 2 BB: 2 P: 24	R: 0 E: 0 K: 2 S: 9	H: 0 LOB: 0 BB: 0 P: 15	R: 0 E: 0 K: 1 S: 6	H: 0 LOB: 0 BB: 0 P: 10	1B: 9 2B: 1 3B: 1 HR: 1	SF: 0 SAC: 2 DP: 0 HBP: 1	WP: 0 PB: 0 SB: 4 CS: 0	PA: 45
<b>PITCHER</b>	IP WLS BF H R ER SO BB IBB HBP BLK WP HR S P ERA WHIP																					
<b>Pat Hentgen, R</b> ERA: 4.72 (1, 1)	4.0 L 21 8 5 5 3 1 0 0 0 0 1 59 92 11.25 2.250																					
<b>Luther Hackman, R</b> ERA: 10.13 (5, 1)	2.2 17 4 3 3 0 3 1 1 0 0 0 27 54 10.12 2.625																					
<b>Mike James, R</b> ERA: 3.22 (7, 1)	1.1 4 0 0 0 3 0 0 0 0 0 0 12 20 0.00 0.000																					
<b>Alan Benes, R</b> ERA: 5.67 (9, 1)	1.0 3 0 0 0 1 0 0 0 0 0 0 6 10 0.00 0.000																					

Cincinnati Reds @ St. Louis Cardinals  
 Busch Stadium, St. Louis, MO  
 Sat Sep 30 2000, 1:10 PM CDT  
 Att: 47,099 - Sunny - 79 F

AB 37  
 R 8  
 H 12  
 RBI 8  
 BB 5  
 SO 7  
 LOB 17



Batter	1	2	3	4	5	6	7	8	9	AB	R	H	RBI	BB	SO	LOB	BOTTOM					
<b>Fernando Vina, L</b> OBP: 0.380, SLG: 0.393 (1, 4)										4	0	0	0	0	1	2						
<b>Placido Polanco, R</b> OBP: 0.351, SLG: 0.423 (1, 5)										4	0	1	0	0	1	1						
<b>15 Jim Edmonds, L</b> OBP: 0.411, SLG: 0.583 (8, 8)										2	0	0	0	0	1	2						
<b>13 Luis Saturria, R</b> OBP: 0.257, SLG: 0.394 (9, FH)										1	1	1	0	0	0	0						
<b>Will Clark, L</b> OBP: 0.414, SLG: 0.536 (1, 3)										3	0	2	0	0	0	1						
<b>Larry Sutton, L</b> OBP: 0.406, SLG: 0.440 (9, 3)										1	0	0	0	0	1	1						
<b>Ray Lankford, L</b> OBP: 0.363, SLG: 0.504 (7, 1)										3	0	0	0	0	1	3						
<b>Mike James, R</b> OBP: 0.500, SLG: 0.750 (9, 1)										0	0	0	0	0	0	0						
<b>Alan Benes, R</b> OBP: 0.484, SLG: 0.749 (9, PR)										0	0	0	0	0	0	0						
<b>Mark McGwire, R</b> OBP: 0.302, SLG: 0.422 (9, PR)										1	0	1	1	0	0	0						
<b>Edgar Renteria, R</b> OBP: 0.347, SLG: 0.426 (5, 1)										2	1	1	0	0	0	0						
<b>Luther Hackman, R</b> OBP: 0.279, SLG: 0.488 (7, 7)										2	1	1	0	0	0	0						
<b>Shawon Dunston, R</b> OBP: 0.400, SLG: 0.480 (1, 9)										4	0	0	0	0	2	4						
<b>J.D. Drew, L</b> OBP: 0.400, SLG: 0.480 (1, 9)										4	0	0	0	0	2	4						
<b>Carlos Hernandez, R</b> OBP: 0.327, SLG: 0.361 (1, 2)										4	1	2	3	0	0	0						
<b>Pat Hentgen, R</b> ERA: 3.62 (1, 1)										1	0	0	0	0	0	1						
<b>Craig Paquette, R</b> OBP: 0.292, SLG: 0.426 (5, 5)										3	0	1	0	0	0	1						
<b>Inning Stats</b>	R: 0 E: 1 K: 1 S: 12	H: 0 LOB: 1 BB: 0 P: 16	R: 0 E: 0 K: 0 S: 6	H: 0 LOB: 1 BB: 1 P: 11	R: 0 E: 0 K: 2 S: 12	H: 2 LOB: 2 BB: 0 P: 16	R: 0 E: 0 K: 2 S: 10	H: 1 LOB: 1 BB: 0 P: 13	R: 0 E: 0 K: 0 S: 6	H: 0 LOB: 0 BB: 0 P: 10	R: 0 E: 0 K: 0 S: 13	H: 1 LOB: 1 BB: 1 P: 20	R: 0 E: 0 K: 0 S: 5	H: 0 LOB: 0 BB: 0 P: 9	R: 0 E: 0 K: 0 S: 4	H: 1 LOB: 0 BB: 0 P: 4	R: 4 E: 0 K: 2 S: 17	H: 4 LOB: 1 BB: 0 P: 23	1B: 8 2B: 0 3B: 0 HR: 1	SF: 0 SAC: 0 DP: 2 HBP: 0	WP: 0 PB: 0 SB: 0 CS: 1	PA: 36
<b>PITCHER</b>	IP WLS BF H R ER SO BB IBB HBP BLK WP HR S P ERA WHIP																					
<b>Oswaldo Fernandez, R</b> ERA: 3.62 (1, 1)	7.0 W 26 4 0 0 5 2 0 0 0 0 0 64 95 0.00 0.857																					
<b>John Riedling, R</b> ERA: 2.35 (8, 1)	1.0 3 1 0 0 0 0 0 0 0 0 0 4 4 0.00 1.000																					
<b>Mark Wohlers, R</b> ERA: 4.5 (9, 1)	1.0 7 4 4 4 2 0 0 0 0 0 1 17 23 36.00 4.000																					

Cincinnati Reds @ St. Louis Cardinals  
 Busch Stadium, St. Louis, MO  
 Sat Sep 30 2000, 1:10 PM CDT  
 Att: 47,099 - Sunny - 79 F

AB 34  
 R 4  
 H 9  
 RBI 4  
 BB 2  
 SO 7  
 LOB 17





Batter	1	2	3	4	5	6	7	8	9	AB	R	H	RBI	BB	SO	LOB	TOP										
Brian Hunter, R OBP: 0.342, SLG: 0.308 Kimera Barteo, R (7, PH) (7, 8)	F9		F3		G6-3		F3			3	0	0	0	0	0	0											
Michael Tucker, L OBP: 0.381, SLG: 0.511 Brady Clark, R OBP: 0.273, SLG: 0.364	K		F7		P6			G1-3		3	0	0	0	0	1	0											
D.T. Cromer, L OBP: 0.360, SLG: 0.553	HR		K		G3			G6-4-3 1B		4	1	2	1	0	1	0											
Alex Ochoa, R OBP: 0.378, SLG: 0.586	2B				G4-3 1B			G6-4-3 1B		4	1	3	0	0	0	1											
Chris Stryker, R OBP: 0.386, SLG: 0.497 Mike Bell, R OBP: 0.323, SLG: 0.444	F3		G4-3		P4				K	3	0	0	0	0	0	3											
Juan Castro, R OBP: 0.283, SLG: 0.366			F3		F3			G5-3		3	0	0	0	1	0	1											
Chris Sexton, R OBP: 0.310, SLG: 0.250	G5-4-3							FC6-4 BB		3	0	2	1	1	0	1											
Jason LaRue, R OBP: 0.299, SLG: 0.418			F7					FC6-4 BB		4	0	1	0	0	0	3											
Steve Parris, R OBP: 0.195, SLG: 0.164 Brooks Kieschnick, L (7, PH) Scott Sullivan, R OBP: 0.288, SLG: 0.288 Dennys Reyes, R (8, 1)	F2				K					2	0	0	0	0	1	1											
<b>Inning Stats</b>	R: 1 E: 0 K: 1 S: 11	H: 2 LOB: 1 BB: 0 P: 16	R: 0 E: 0 K: 0 S: 10	H: 1 LOB: 1 BB: 1 P: 18	R: 0 E: 0 K: 1 S: 6	H: 0 LOB: 0 BB: 0 P: 9	R: 1 E: 0 K: 0 S: 11	H: 2 LOB: 1 BB: 0 P: 18	R: 0 E: 0 K: 1 S: 10	H: 0 LOB: 0 BB: 0 P: 17	R: 0 E: 0 K: 0 S: 14	H: 1 LOB: 0 BB: 0 P: 22	R: 0 E: 0 K: 0 S: 16	H: 0 LOB: 2 BB: 2 P: 29	R: 0 E: 0 K: 1 S: 10	H: 1 LOB: 1 BB: 0 P: 14	1B: 4 2B: 3 3B: 0 HR: 1	SF: 0 SAC: 0 DP: 2 HBP: 0	WP: 0 PB: 0 SB: 0 CS: 1	PA: 35							
<b>PITCHER</b>	IP	WLS	BF	H	R	ER	SO	BB	IBB	HBP	BLK	WP	HR	S	P	ERA	WHIP										
Andy Benes, R ERA: 4.88	6.0	W	23	6	2	2	3	1	0	0	0	0	1	62	100	3.00	1.167										
Mike Timlin, R ERA: 4.19	1.0		5	0	0	0	0	2	0	0	0	0	0	16	29	0.00	2.000										
Mike James, R ERA: 3.16	1.0		3	1	0	0	0	0	0	0	0	0	0	4	7	0.00	1.000										
Dave Veres, R ERA: 2.85	1.0		4	1	0	0	1	0	0	0	0	0	0	10	14	0.00	1.000										

Cincinnati Reds @ St. Louis Cardinals  
Busch Stadium, St. Louis, MO  
Sun Oct 01 2000, 1:10 PM CDT  
Att: 47,533 - Sunny - 83 F

AB 32  
R 2  
H 8  
RBI 2  
BB 3  
SO 4  
LOB 12



Batter	1	2	3	4	5	6	7	8	9	AB	R	H	RBI	BB	SO	LOB	BOTTOM										
Fernando Vina, L OBP: 0.380, SLG: 0.398 Shawon Dunston, R OBP: 0.278, SLG: 0.486 Dave Veres, R (9, 1)	F7	F8			SH 1B	WP HR 2B		K		4	2	2	0	0	0	0											
J.D. Drew, L OBP: 0.401, SLG: 0.479	HR 1B		G3		SH 1B	HR HBP 2B		K		3	2	1	0	0	1	0											
Eric Davis, R OBP: 0.389, SLG: 0.429 Craig Paquette, R OBP: 0.294, SLG: 0.435	K		F3		K	HR				3	0	0	0	0	2	3											
Will Clark, L OBP: 0.418, SLG: 0.546	HR		FC5 1B BB		BB	HR				2	1	2	3	2	0	0											
Ray Lankford, L OBP: 0.367, SLG: 0.508	2B		FC5 1B		BB	BB		G1-3		3	0	2	0	1	0	1											
Edgar Renteria, R OBP: 0.346, SLG: 0.423	BB		FC5		F7			F9		3	0	0	0	1	0	5											
Carlos Hernandez, R OBP: 0.322, SLG: 0.355	F3		F7		F3			G5-3		4	0	0	0	0	0	5											
Piacleo Polanco, R OBP: 0.347, SLG: 0.418		G6-3		L7		K		F8		4	0	0	0	0	1	0											
Andy Benes, R ERA: 4.81 Scott Sullivan, R ERA: 3.47 Dennys Reyes, L ERA: 4.53	G6-3		F9		F9			F9		2	0	0	0	0	0	0											
<b>Inning Stats</b>	R: 2 E: 0 K: 1 S: 16	H: 3 LOB: 2 BB: 1 P: 28	R: 0 E: 0 K: 0 S: 10	H: 0 LOB: 0 BB: 0 P: 18	R: 0 E: 0 K: 0 S: 8	H: 1 LOB: 2 BB: 1 P: 16	R: 0 E: 0 K: 0 S: 10	H: 0 LOB: 0 BB: 0 P: 14	R: 1 E: 1 K: 1 S: 20	H: 2 LOB: 3 BB: 1 P: 32	R: 3 E: 0 K: 1 S: 15	H: 2 LOB: 1 BB: 1 P: 25	R: 0 E: 0 K: 0 S: 7	H: 0 LOB: 0 BB: 0 P: 11	R: 0 E: 0 K: 2 S: 7	H: 0 LOB: 0 BB: 0 P: 10	1B: 3 2B: 3 3B: 0 HR: 2	SF: 0 SAC: 1 DP: 0 HBP: 1	WP: 1 PB: 0 SB: 0 CS: 0	PA: 38							
<b>PITCHER</b>	IP	WLS	BF	H	R	ER	SO	BB	IBB	HBP	BLK	WP	HR	S	P	ERA	WHIP										
Steve Parris, R ERA: 4.81	6.0	L	32	8	6	6	3	4	0	1	0	0	2	79	133	9.00	2.000										
Scott Sullivan, R ERA: 3.47	1.0		3	0	0	0	0	0	0	0	0	0	0	7	11	0.00	0.000										
Dennys Reyes, L ERA: 4.53	1.0		3	0	0	0	2	0	0	0	0	0	0	7	10	0.00	0.000										

Cincinnati Reds @ St. Louis Cardinals  
Busch Stadium, St. Louis, MO  
Sun Oct 01 2000, 1:10 PM CDT  
Att: 47,533 - Sunny - 83 F

AB 32  
R 6  
H 8  
RBI 6  
BB 4  
SO 5  
LOB 14

