

# Cincinnati Reds - 2001



Batter	1	2	3	4	5	6	7	8	9	AB	R	H	RBI	BB	SO	LOB	TOP								
Adrian Brown, S (1.8)	G4-3		F8		G1-3		18 HBP BB		E5 18 1B	4	0	0	0	1	0	1									
Derek Bell, R (1.9) OBP: 0.200, SLG: 0.200	G5-3		K			18 G5-3 1B	P6		K	5	0	1	0	0	2	4									
18 Jason Kendall, R (1.2) OBP: 0.400, SLG: 0.250	E6			G5-3		G5-3	HBP		1B	4	0	1	1	0	0	1									
Brian Giles, L (1.7) OBP: 0.200, SLG: 0.400	F8			2B		L3	F7		L6	5	0	1	0	0	0	7									
Aramis Ramirez, R (1.5)		G6-3		P6		G5-3			K	4	0	0	0	0	1	2									
Kevin Young, R (1.3) OBP: 0.250, SLG: 0.250	F7			K					K	4	1	1	0	0	2	1									
Pat Meares, R (1.4) OBP: 0.750, SLG: 1.000		2B				P6	1B		BB	3	0	2	0	1	0	0									
2 Jack Wilson, R (1.6) OBP: 0.500, SLG: 1.000							1B			2	0	1	0	0	1	1									
Enrique Wilson, S (7.7) PH	K					G5-3	FC5-4 18 HBP BB		G3	2	1	0	0	0	0	3									
Jose Silva, R (8.1)						2B				0	0	0	0	0	0	0									
Todd Ritchie, R (1.1)										2	0	0	0	0	0	1									
John Vander Wal, L (7.7) PH				G4-3		G5-3	18 HBP WP		G5-3	0	0	0	0	1	0	0									
Scott Sauerbeck, R (7.1) PH										0	0	0	0	0	0	0									
Abraham Nunez, S (8.6)										1	0	0	0	0	0	0									
<b>Inning Stats</b>	R: 0 E: 1 K: 0 S: 10	H: 0 LOB: 1 BB: 0 P: 18	R: 0 E: 0 K: 1 S: 9	H: 1 LOB: 1 BB: 0 P: 13	R: 0 E: 0 K: 1 S: 10	H: 0 LOB: 0 BB: 0 P: 11	R: 0 E: 0 K: 1 S: 12	H: 1 LOB: 1 BB: 0 P: 18	R: 0 E: 0 K: 0 S: 11	H: 1 LOB: 1 BB: 0 P: 13	R: 0 E: 0 K: 0 S: 7	H: 1 LOB: 1 BB: 0 P: 11	R: 2 E: 0 K: 0 S: 21	H: 2 LOB: 3 BB: 2 P: 36	R: 0 E: 0 K: 2 S: 11	H: 0 LOB: 1 BB: 1 P: 19	R: 0 E: 1 K: 1 S: 12	H: 1 LOB: 2 BB: 0 P: 14	1B: 4 2B: 3 3B: 0 HR: 0	SF: 0 SAC: 0 DP: 0 HBP: 1	WP: 1 PB: 0 SB: 0 CS: 0	PA: 40			
<b>PITCHER</b>	IP	WLS	BF	H	R	ER	SO	BB	IBB	HBP	BLK	WP	HR	S	P	ERA	WHIP								
Oswaldo Fernandez, R (1.1) ERA: 2.84	6.1	W	26	6	2	2	3	0	0	0	0	0	0	66	95	2.84	0.947								
Dennys Reyes, L (7.1) ERA: 13.8	0.0		1	0	0	0	0	1	0	0	0	0	0	5	9										
Scott Williamson, R (7.1) ERA:	0.1	H	3	0	0	0	0	1	0	1	0	1	0	6	12	0.00	3.000								
John Riedling, R (7.1) ERA: 3.0	1.1	H	5	0	0	0	2	1	0	0	0	0	0	14	23	0.00	0.750								
Danny Graves, R (9.1) ERA:	1.0	S	5	1	0	0	1	0	0	0	0	0	0	12	14	0.00	1.000								

Pittsburgh Pirates @ Cincinnati Reds  
Cinergy Field, Cincinnati, OH  
Tue Apr 03 2001, 7:05 PM EDT  
Att: 20,784 - Sunny - 63 F

AB 36  
R 2  
H 7  
RBI 1  
BB 3  
SO 6  
LOB 21



Batter	1	2	3	4	5	6	7	8	9	AB	R	H	RBI	BB	SO	LOB	BOTTOM								
Barry Larkin, R (1.6) OBP: 0.750, SLG: 0.833	E BB	2B		BB		FC6-4				2	0	1	2	2	0	2									
Michael Tucker, L (1.8) OBP: 0.143, SLG: 0.143	E4 S	G4-3		B1-3			K			4	0	0	0	0	1	3									
Dmitri Young, S (1.7) OBP: 0.375, SLG: 0.750	K				G4-3		P4			4	1	1	0	0	1	2									
Ruben Rivera, R (8.8)				3B 1B						0	0	0	0	0	0	0									
Sean Casey, L (1.3) OBP: 0.125, SLG: 0.500	F7			L8		G4-3	L4			4	0	0	0	0	0	3									
Alex Ochoa, R (1.9) OBP: 0.125, SLG: 0.375	F9				K				F8	4	0	1	1	0	1	2									
Aaron Boone, R (1.5) OBP: 0.125, SLG: 0.125		K		FC6-2-5 3B		F8			G1-3	4	0	0	0	0	1	1									
Pokey Reese, R (1.4) OBP: 0.125, SLG: 0.125		SH2-4 2B 1B		F8		E5 FC6-4 BB			F9	4	1	1	0	0	0	1									
Jason LaRue, R (1.2)		SH2-4 2B BB			G6-3		K			2	1	0	0	1	1	1									
Oswaldo Fernandez, R (1.1)										1	0	0	0	1	0	0									
Dennys Reyes, R (7.1)										0	0	0	0	0	0	0									
Scott Williamson, R (7.1)										0	0	0	0	0	0	0									
John Riedling, R (7.1)										0	0	0	0	0	0	0									
Danny Graves, R (9.1)										0	0	0	0	0	0	0									
<b>Inning Stats</b>	R: 0 E: 1 K: 1 S: 8	H: 0 LOB: 2 BB: 1 P: 15	R: 2 E: 0 K: 1 S: 10	H: 2 LOB: 1 BB: 1 P: 20	R: 1 E: 0 K: 0 S: 12	H: 2 LOB: 1 BB: 0 P: 20	R: 0 E: 0 K: 0 S: 9	H: 0 LOB: 1 BB: 1 P: 18	R: 0 E: 0 K: 1 S: 8	H: 0 LOB: 0 BB: 0 P: 9	R: 0 E: 1 K: 1 S: 9	H: 0 LOB: 2 BB: 1 P: 13	R: 0 E: 0 K: 1 S: 5	H: 0 LOB: 0 BB: 0 P: 7	R: 0 E: 0 K: 0 S: 8	H: 0 LOB: 0 BB: 0 P: 11	R: 0 E: 0 K: 0 S: 8	H: 0 LOB: 0 BB: 0 P: 11	1B: 2 2B: 1 3B: 1 HR: 0	SF: 0 SAC: 1 DP: 0 HBP: 0	WP: 0 PB: 0 SB: 1 CS: 0	PA: 34			
<b>PITCHER</b>	IP	WLS	BF	H	R	ER	SO	BB	IBB	HBP	BLK	WP	HR	S	P	ERA	WHIP								
Todd Ritchie, R (1.1) ERA: 4.5	6.0	L	28	4	3	3	4	4	0	0	0	0	0	56	95	4.50	1.333								
Scott Sauerbeck, L (7.1) ERA:	1.0		3	0	0	0	1	0	0	0	0	0	0	5	7	0.00	0.000								
Jose Silva, R (8.1) ERA:	1.0		3	0	0	0	0	0	0	0	0	0	0	8	11	0.00	0.000								

Pittsburgh Pirates @ Cincinnati Reds  
Cinergy Field, Cincinnati, OH  
Tue Apr 03 2001, 7:05 PM EDT  
Att: 20,784 - Sunny - 63 F

AB 29  
R 3  
H 4  
RBI 3  
BB 4  
SO 5  
LOB 15



Batter	1	2	3	4	5	6	7	8	9	10	AB	R	H	RBI	BB	SO	LOB	TOP						
Adrian Brown, S OBP: 0.300, SLG: 0.556	(1, 8) P5		(2, 2) HR			(2, 0) G3			(2, 3) K	(0, 0) G5-3 1B	5	1	2	2	0	1	0							
Derek Bell, R OBP: 0.200, SLG: 0.200	(1, 9) G6-3		(1, 2) F7			(1, 2) G1-3			(1, 0) G1-3	(1, 2) G5-3 1B	5	0	1	0	0	0	1							
18 Jason Kendall, R OBP: 0.444, SLG: 0.167	(1, 2) P6			(4, 0) CS BB		(0, 1) FC4-6 1B			(4, 1) E 1B HBP		2	1	0	0	1	0	1							
Brian Giles, L OBP: 0.111, SLG: 0.222		(0, 0) G3-1		(0, 2) F7		(2, 2) G1-3			(0, 2) E5 1B 2B		4	1	0	0	0	0	2							
Aramis Ramirez, R John Wehner, R	(1, 5) P6	(1, 2) P6		(0, 2) P5		(2, 2) F9			(0, 1) 2B 1B		4	0	1	1	1	0	0	1						
John Vander Wal, L Marc Wilkins, R	(1, 3) K	(2, 3) K		(2, 1) CS	(2, 3) K	(1, 1) F5			(0, 0) WP 1B 2B		3	0	0	0	0	0	2							
Scott Sauerbeck, R Abraham Nunez, S	(7, 1) K			(1, 2) K					(1, 3) 2H 2B 1B		0	0	0	0	0	0	0							
Enrique Wilson, S Mike Williams, R	(1, 4) F8					(0, 3) K			(2, 1) G6-3	(2, 1) G3	4	0	0	0	0	1	2							
2 Jack Wilson, R OBP: 0.333, SLG: 0.667	(1, 6) HR 2B					(3, 1) F9			(1, 1) P4		4	1	1	0	0	0	0							
Terry Mulholland, R Josias Manzanillo, R	(1, 1) F7					(1, 3) K			(0, 3) K		1	0	0	0	0	0	1							
Emil Brown, R Jose Silva, R Kevin Young, R	(6, PH) F7										2	1	1	1	1	0	1							
<b>Inning Stats</b>	R: 0 E: 0 K: 0 S: 6	H: 0 LOB: 0 BB: 0 P: 10	R: 0 E: 0 K: 1 S: 8	H: 0 LOB: 0 BB: 0 P: 11	R: 2 E: 0 K: 0 S: 10	H: 2 LOB: 0 BB: 0 P: 14	R: 0 E: 0 K: 2 S: 7	H: 0 LOB: 0 BB: 1 P: 13	R: 0 E: 0 K: 0 S: 12	H: 1 LOB: 1 BB: 0 P: 14	R: 0 E: 0 K: 0 S: 11	H: 0 LOB: 0 BB: 0 P: 16	R: 0 E: 0 K: 1 S: 7	H: 0 LOB: 0 BB: 0 P: 11	R: 3 E: 1 K: 1 S: 13	H: 2 LOB: 2 BB: 0 P: 22	R: 1 E: 0 K: 0 S: 10	H: 2 LOB: 0 BB: 0 P: 14	1B: 3 2B: 2 3B: 0 HR: 2	SF: 0 SAC: 0 DP: 0 HBP: 1	WP: 1 PB: 0 SB: 0 CS: 1	PA: 39		
<b>PITCHER</b>	IP WLS BF H R ER SO ERA WHIP	IP WLS BF H R ER SO ERA WHIP	IP WLS BF H R ER SO ERA WHIP	IP WLS BF H R ER SO ERA WHIP	IP WLS BF H R ER SO ERA WHIP	IP WLS BF H R ER SO ERA WHIP	IP WLS BF H R ER SO ERA WHIP	IP WLS BF H R ER SO ERA WHIP	IP WLS BF H R ER SO ERA WHIP	IP WLS BF H R ER SO ERA WHIP	IP WLS BF H R ER SO ERA WHIP	IP WLS BF H R ER SO ERA WHIP	IP WLS BF H R ER SO ERA WHIP	IP WLS BF H R ER SO ERA WHIP	IP WLS BF H R ER SO ERA WHIP	IP WLS BF H R ER SO ERA WHIP	IP WLS BF H R ER SO ERA WHIP	IP WLS BF H R ER SO ERA WHIP	IP WLS BF H R ER SO ERA WHIP	IP WLS BF H R ER SO ERA WHIP	IP WLS BF H R ER SO ERA WHIP	IP WLS BF H R ER SO ERA WHIP	IP WLS BF H R ER SO ERA WHIP	IP WLS BF H R ER SO ERA WHIP

Pittsburgh Pirates @ Cincinnati Reds  
Cinergy Field, Cincinnati, OH  
Wed Apr 04 2001, 7:05 PM EDT  
Att. 18,330 - Sunny - 62 F

AB 36  
R 6  
H 7  
RBI 6  
BB 1  
SO 6  
LOB 8

P

Batter	1	2	3	4	5	6	7	8	9	10	AB	R	H	RBI	BB	SO	LOB	BOTTOM						
Barry Larkin, R OBP: 0.714, SLG: 0.727	(1, 6) G6-4-3 1B		(4, 0) 1B BB	(1, 2) 1B			(0, 0) HR 1B		(2, 1) F8		5	2	3	0	1	0	0							
Dmitri Young, S OBP: 0.500, SLG: 0.923	(1, 7) G6-4-3 1-2r		(0, 1) 1B	(2, 1) F8			(1, 2) HR 1B		(4, 2) G6-4-3 BB	(0, 1) S 1B	5	1	3	2	1	0	3							
Alex Ochoa, R OBP: 0.286, SLG: 0.429	(1, 9) 1B		(0, 0) F8			(1, 1) G5-3			(0, 0) FC5-4 1B 1B	(0, 0) G6-4-3 1-2r	6	1	3	0	0	0	3							
Sean Casey, L Donnie Sadler, R	(1, 3) G4-3		(0, 1) 1B			(3, 1) L7			(0, 2) FC5-4 1B	(0, 2) F8	4	0	2	1	0	0	1							
Aaron Boone, R OBP: 0.154, SLG: 0.154		(0, 1) G5-3	(2, 3) K			(1, 2) P4			(0, 0) FC5-4 1B S	(1, 2) 1B	5	0	1	0	0	1	4							
Ruben Rivera, R OBP: 0.667, SLG: 0.833		(1, 0) FC5-4 1B		(0, 2) G6-3 1B 2B			(1, 3) K		(1, 0) BB 1B	(2, 2) 1B	5	1	4	1	0	1	0							
Pokey Reese, R OBP: 0.154, SLG: 0.083		(2, 2) FC5-4 1-2r		(3, 2) G6-3 2-3			(0, 3) K		(2, 2) BB 1B	(2, 3) K	4	0	0	0	1	2	4							
Kelly Stinnett, R Scott Sullivan, R	(1, 2) G4-3		(0, 0) G4-3				(0, 2) F2		(1, 3) K		5	0	2	1	0	1	6							
Chris Reitsma, R Ken Griffey Jr., L Mark Wohlers, R Michael Tucker, L Willon Guerrero, S Scott Winchester, R Danny Graves, R Jason LaRue, R	(1, 1) K		(1, 3) K			(0, 3) K				(0, 2) F3	2	0	0	0	0	2	1							
<b>Inning Stats</b>	R: 0 E: 0 K: 0 S: 11	H: 2 LOB: 1 BB: 0 P: 13	R: 0 E: 0 K: 0 S: 7	H: 1 LOB: 1 BB: 0 P: 10	R: 1 E: 0 K: 2 S: 11	H: 2 LOB: 2 BB: 1 P: 18	R: 0 E: 0 K: 1 S: 16	H: 3 LOB: 2 BB: 0 P: 23	R: 0 E: 0 K: 0 S: 7	H: 0 LOB: 0 BB: 0 P: 12	R: 0 E: 0 K: 3 S: 12	H: 1 LOB: 1 BB: 0 P: 13	R: 3 E: 0 K: 1 S: 19	H: 5 LOB: 3 BB: 1 P: 23	R: 0 E: 0 K: 0 S: 6	H: 0 LOB: 0 BB: 1 P: 12	R: 0 E: 0 K: 2 S: 13	H: 2 LOB: 2 BB: 0 P: 21	R: 0 E: 0 K: 0 S: 14	H: 2 LOB: 2 BB: 0 P: 20	1B: 16 2B: 1 3B: 0 HR: 1	SF: 0 SAC: 0 DP: 2 HBP: 0	WP: 0 PB: 0 SB: 3 CS: 0	PA: 49
<b>PITCHER</b>	IP WLS BF H R ER SO ERA WHIP	IP WLS BF H R ER SO ERA WHIP	IP WLS BF H R ER SO ERA WHIP	IP WLS BF H R ER SO ERA WHIP	IP WLS BF H R ER SO ERA WHIP	IP WLS BF H R ER SO ERA WHIP	IP WLS BF H R ER SO ERA WHIP	IP WLS BF H R ER SO ERA WHIP	IP WLS BF H R ER SO ERA WHIP	IP WLS BF H R ER SO ERA WHIP	IP WLS BF H R ER SO ERA WHIP	IP WLS BF H R ER SO ERA WHIP	IP WLS BF H R ER SO ERA WHIP	IP WLS BF H R ER SO ERA WHIP	IP WLS BF H R ER SO ERA WHIP	IP WLS BF H R ER SO ERA WHIP	IP WLS BF H R ER SO ERA WHIP	IP WLS BF H R ER SO ERA WHIP	IP WLS BF H R ER SO ERA WHIP	IP WLS BF H R ER SO ERA WHIP	IP WLS BF H R ER SO ERA WHIP	IP WLS BF H R ER SO ERA WHIP	IP WLS BF H R ER SO ERA WHIP	IP WLS BF H R ER SO ERA WHIP

Pittsburgh Pirates @ Cincinnati Reds  
Cinergy Field, Cincinnati, OH  
Wed Apr 04 2001, 7:05 PM EDT  
Att. 18,330 - Sunny - 62 F


AB 46  
R 5  
H 18  
RBI 5  
BB 3  
SO 9  
LOB 28

REDS

Batter	1	2	3	4	5	6	7	8	9	AB	R	H	RBI	BB	SO	LOB	TOP										
Adrian Brown, S (1, 8) OBP: 0.214, SLG: 0.385	G5-3		G3		G4-6-3			K		4	0	0	0	0	1	3											
18 Jason Kendall, R (1, 2) OBP: 0.306, SLG: 0.100	F8			G5-3		F8		G6-3		4	0	0	0	0	0	0											
John Vander Wal, L (1, 9) OBP: 0.250, SLG: 0.143	1B			K		G3-1		K		4	0	1	0	0	2	0											
Brian Giles, L (1, 7) OBP: 0.154, SLG: 0.462	G1-3			HR		G6-3		G3-1		4	1	1	1	0	0	1											
Aramis Ramirez, R (1, 5)		G1-3		G5-3			G1-6-3	1B		3	0	1	0	0	0	0											
Kevin Young, R (1, 3) OBP: 0.333, SLG: 0.667		P6			1B	1B		F8		3	0	1	0	0	0	1											
Enrique Wilson, S (1, 4) OBP: 0.111, SLG: 0.111		P4			1B	1B		G1-6-3		3	0	1	0	0	0	1											
Abraham Nunez, S (1, 6) OBP: 0.600, SLG: 0.800				CS	1B		G4-6-3	G4-3		3	0	2	0	0	0	0											
Jimmy Anderson, L (1, 1)				F7		L6		G4-3		2	0	0	0	0	0	4											
Emil Brown, R (8, PH)										1	0	0	0	0	0	0											
Marc Wilkins, R (8, 1)										0	0	0	0	0	0	0											
<b>Inning Stats</b>	R: 0 H: 1 E: 0 K: 0 S: 8	H: 1 LOB: 1 BB: 0 P: 15	R: 0 H: 0 E: 0 K: 0 S: 12	H: 0 LOB: 0 BB: 0 P: 17	R: 0 H: 1 E: 0 K: 0 S: 7	H: 1 LOB: 0 BB: 0 P: 10	R: 1 H: 1 E: 0 K: 1 S: 12	H: 1 LOB: 0 BB: 0 P: 19	R: 0 H: 3 E: 0 K: 0 S: 9	H: 3 LOB: 2 BB: 0 P: 11	R: 0 H: 0 E: 0 K: 0 S: 5	H: 0 LOB: 0 BB: 0 P: 9	R: 0 H: 1 E: 0 K: 0 S: 11	H: 1 LOB: 0 BB: 0 P: 17	R: 0 H: 0 E: 0 K: 1 S: 7	H: 0 LOB: 0 BB: 0 P: 11	R: 0 H: 0 E: 0 K: 1 S: 8	H: 0 LOB: 0 BB: 0 P: 12	1B: 6 2B: 0 3B: 0 HR: 1	SF: 0 SAC: 0 DP: 2 HBP: 0	WP: 0 PA: 31 PB: 0 SB: 0 CS: 1						
<b>PITCHER</b>	IP	WLS	BF	H	R	ER	SO	BB	IBB	HBP	BLK	WP	HR	S	P	ERA	WHIP										
Elmer Dessens, R (1, 1) ERA: 1.29	7.0	W	25	7	1	1	1	0	0	0	0	0	1	64	98	1.29	1.000										
Mark Wohlers, R (8, 1) ERA:	1.0	H	3	0	0	0	1	0	0	0	0	0	0	7	11	0.00	0.000										
John Riedling, R (9, 1) ERA: 2.25	1.0	S	3	0	0	0	1	0	0	0	0	0	0	8	12	0.00	0.000										

Pittsburgh Pirates @ Cincinnati Reds  
Cinergy Field, Cincinnati, OH  
Thu Apr 05 2001, 12:35 PM EDT  
Att: 20,482 - Sunny - 65 F


AB 31  
R 1  
H 7  
RBI 1  
BB 0  
SO 3  
LOB 10



Batter	1	2	3	4	5	6	7	8	9	AB	R	H	RBI	BB	SO	LOB	BOTTOM										
Barry Larkin, R (1, 6) OBP: 0.667, SLG: 0.615	G6-4-3		2B		F8			E4		2	1	0	0	2	0	0											
Dmitri Young, S (1, 7) OBP: 0.444, SLG: 0.824	G6-4-3		G6-3		G5-3			P5		4	0	1	3	0	0	2											
Alex Ochoa, R (1, 9) OBP: 0.278, SLG: 0.389	G6-3		G6-3			G4-6-3		L7		4	0	1	0	0	0	2											
Sean Casey, L (1, 3) OBP: 0.188, SLG: 0.375			G3			G4-6-3		F9		4	0	0	0	0	1	3											
John Riedling, R (9, 1)						1B				0	0	0	0	0	0	0											
Aaron Boone, R (1, 5) OBP: 0.188, SLG: 0.188	F9		G6-3			FC6-4				3	0	1	0	0	0	1											
Ruben Rivera, R (1, 8) OBP: 0.444, SLG: 0.556	K				G4-3			FC6-4		3	0	0	0	0	1	1											
Pokey Reese, R (1, 4) OBP: 0.188, SLG: 0.133			1B		L6			F7		3	1	1	0	0	0	0											
Jason LaRue, R (1, 2) OBP: 0.273, SLG: 0.111			BB		K			K		3	1	1	1	0	2	0											
Elmer Dessens, R (1, 1)			BB					G6-3		1	1	0	0	1	0	0											
Wilton Guerrero, S (7, PH)										1	0	0	0	0	0	0											
Mark Wohlers, R (8, 1)										0	0	0	0	0	0	0											
Michael Tucker, L (9, 9) OBP: 0.143, SLG: 0.143			2B							0	0	0	0	0	0	0											
<b>Inning Stats</b>	R: 0 H: 0 E: 0 K: 0 S: 5	H: 0 LOB: 0 BB: 1 P: 10	R: 0 H: 0 E: 0 K: 2 S: 9	H: 0 LOB: 0 BB: 0 P: 12	R: 4 H: 3 E: 0 K: 0 S: 21	H: 3 LOB: 1 BB: 2 P: 34	R: 0 H: 0 E: 0 K: 1 S: 6	H: 0 LOB: 0 BB: 0 P: 8	R: 0 H: 2 E: 0 K: 0 S: 7	H: 2 LOB: 1 BB: 0 P: 11	R: 0 H: 0 E: 0 K: 1 S: 10	H: 0 LOB: 0 BB: 0 P: 13	R: 0 H: 0 E: 2 K: 0 S: 7	H: 0 LOB: 1 BB: 0 P: 14	R: 0 H: 0 E: 0 K: 0 S: 7	H: 0 LOB: 1 BB: 0 P: 14	1B: 4 2B: 1 3B: 0 HR: 0	SF: 0 SAC: 0 DP: 2 HBP: 0	WP: 1 PA: 31 PB: 0 SB: 1 CS: 0								
<b>PITCHER</b>	IP	WLS	BF	H	R	ER	SO	BB	IBB	HBP	BLK	WP	HR	S	P	ERA	WHIP										
Jimmy Anderson, L (1, 1) ERA: 5.14	7.0	L	27	5	4	4	4	3	0	0	0	1	0	7	14	0.00	0.000										
Marc Wilkins, R (8, 1) ERA:	1.0		4	0	0	0	0	0	0	0	0	0	0	7	14	0.00	0.000										

Pittsburgh Pirates @ Cincinnati Reds  
Cinergy Field, Cincinnati, OH  
Thu Apr 05 2001, 12:35 PM EDT  
Att: 20,482 - Sunny - 65 F

AB 28  
R 4  
H 5  
RBI 4  
BB 3  
SO 4  
LOB 9

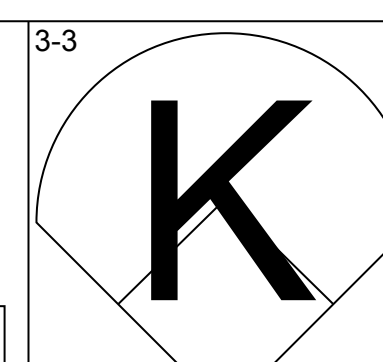
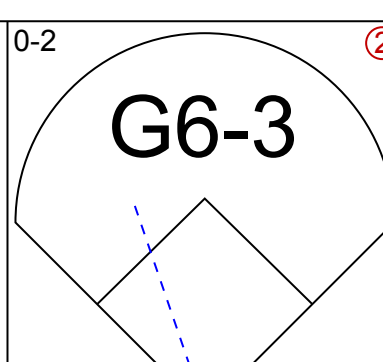
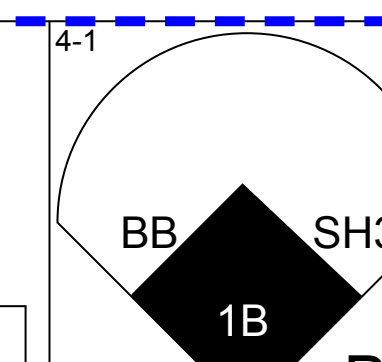
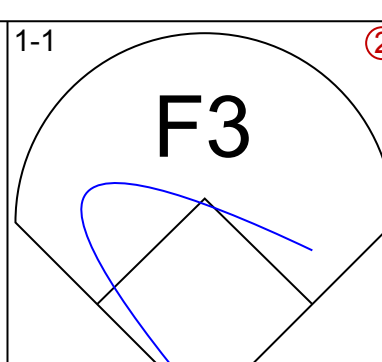
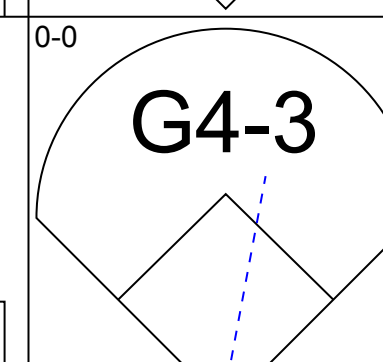
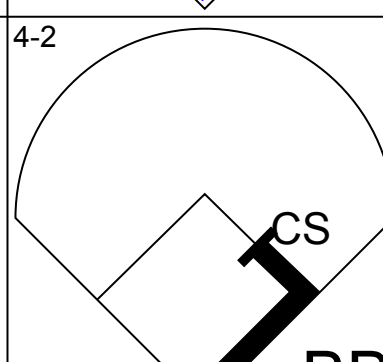
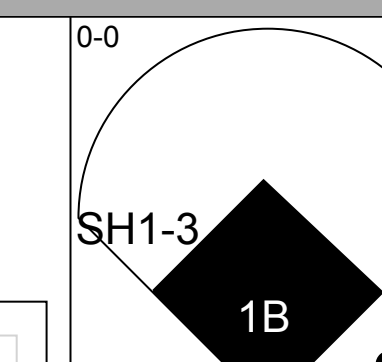
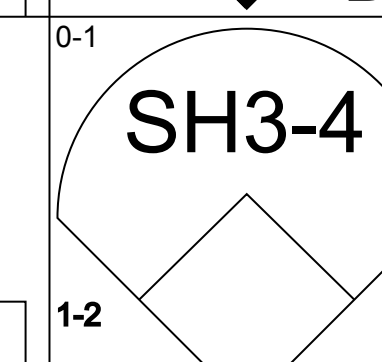
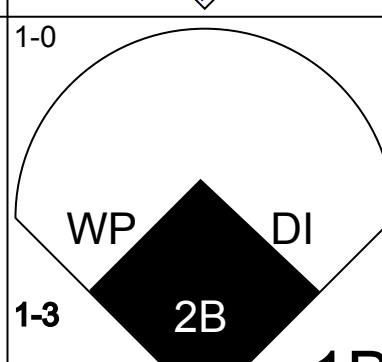
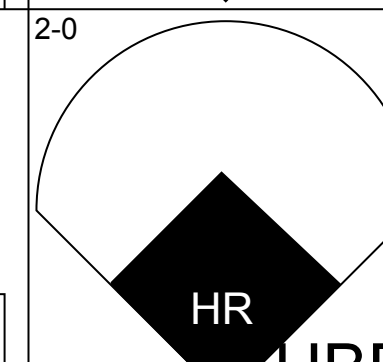
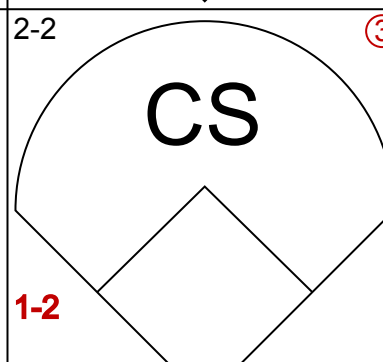
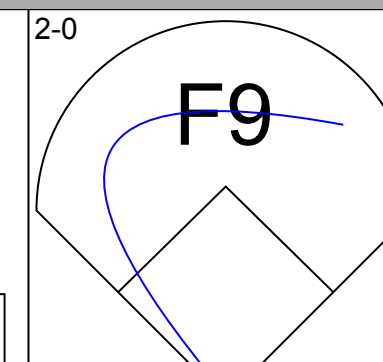
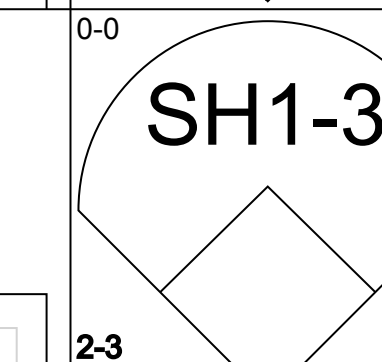
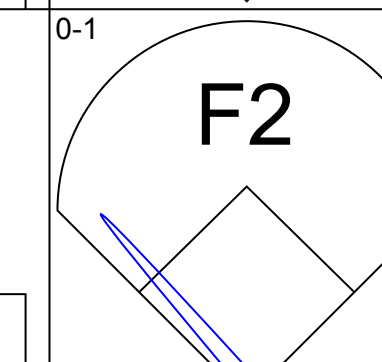
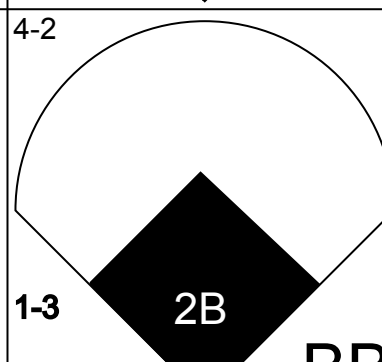
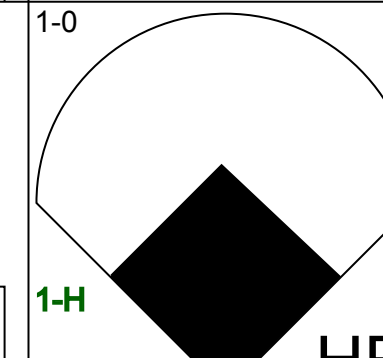
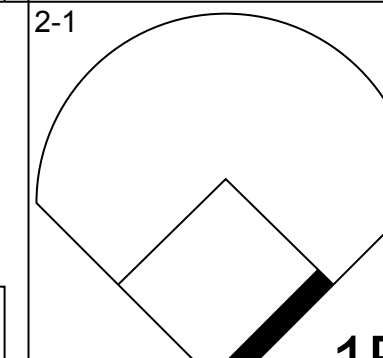
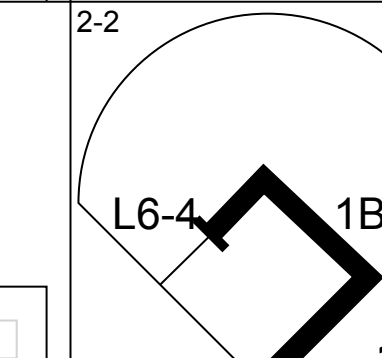
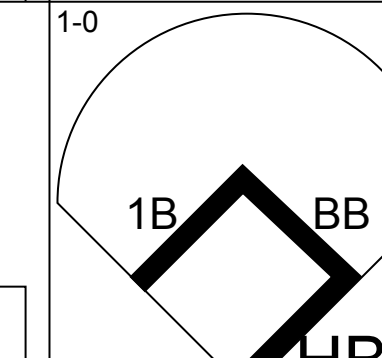
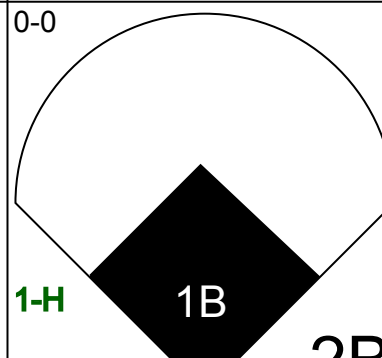
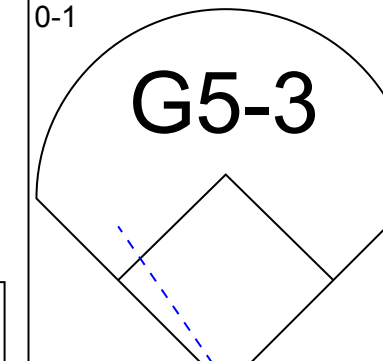
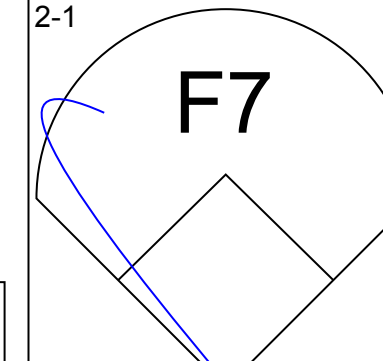
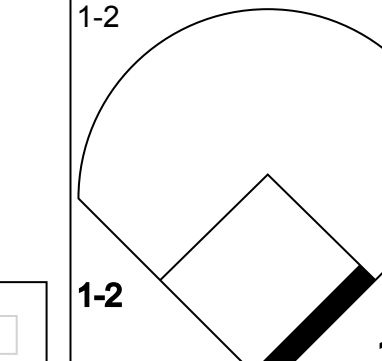
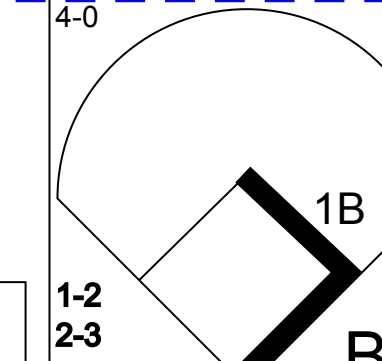
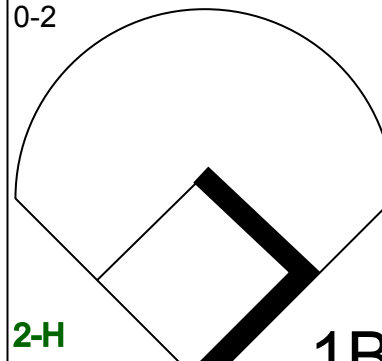
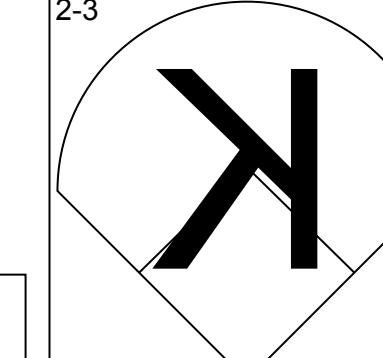
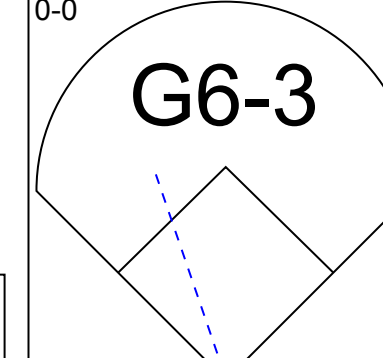
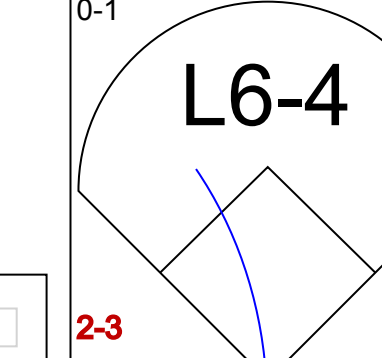
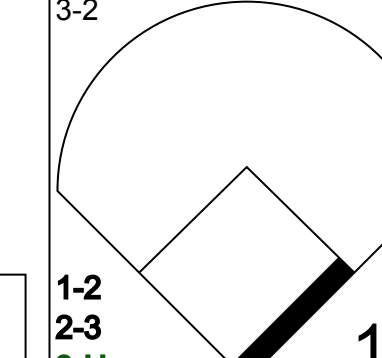
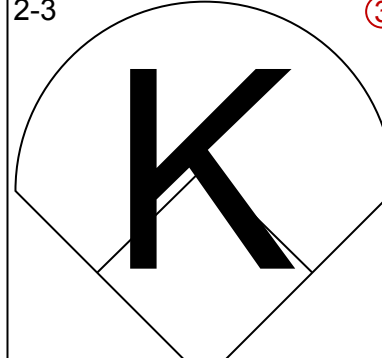
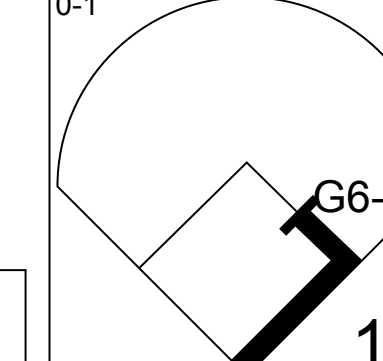
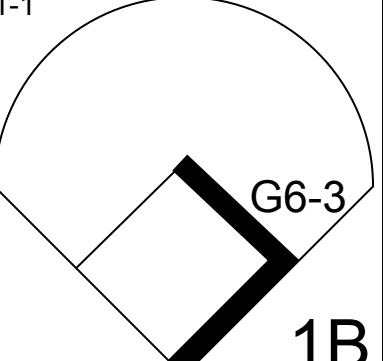
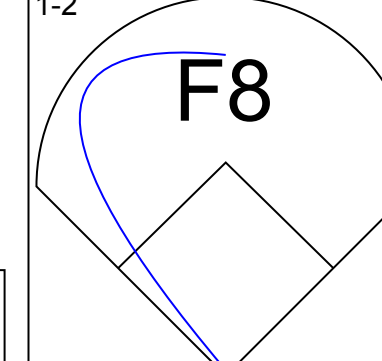
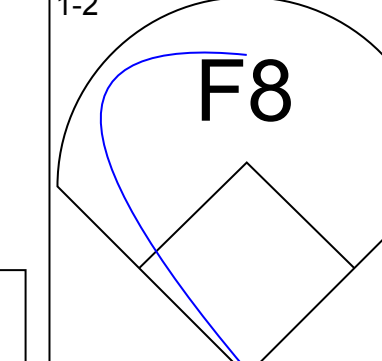
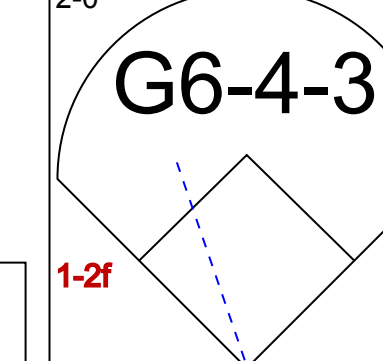
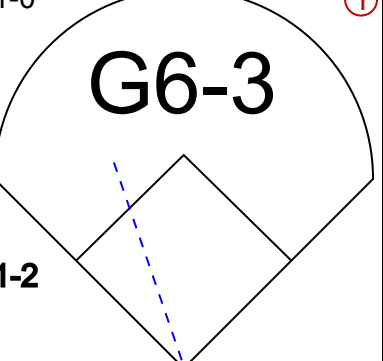
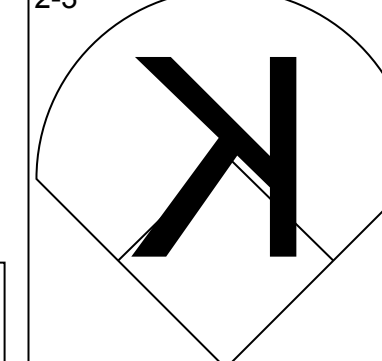
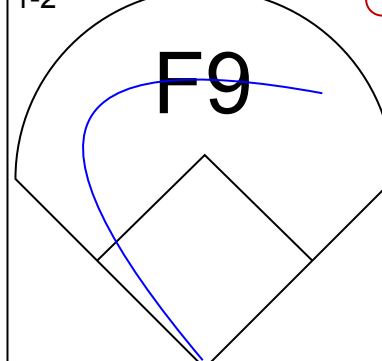
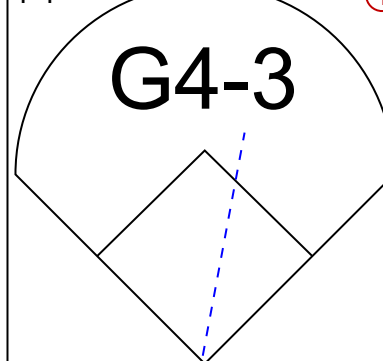
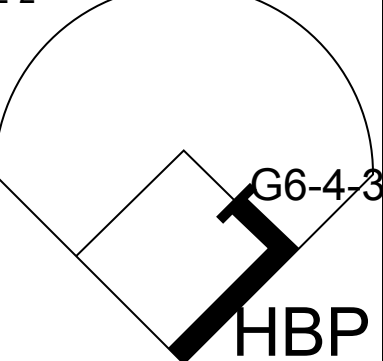
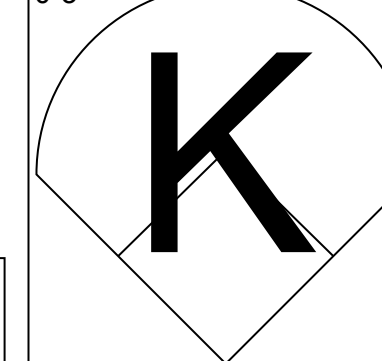
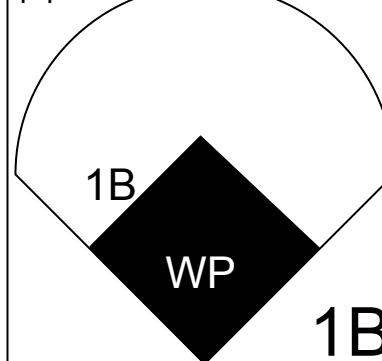






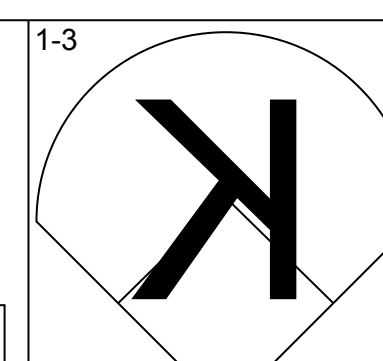
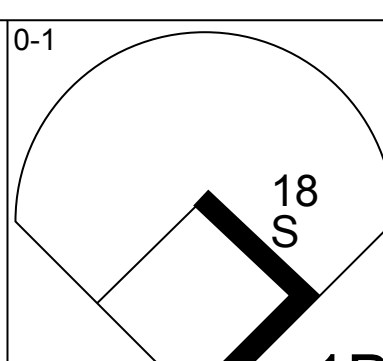
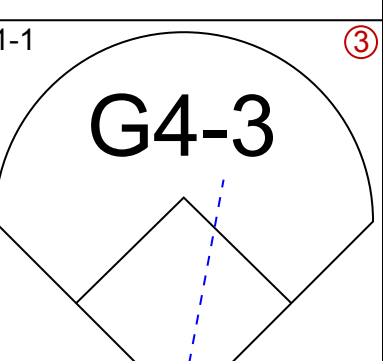
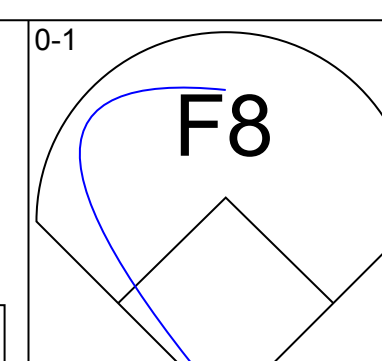
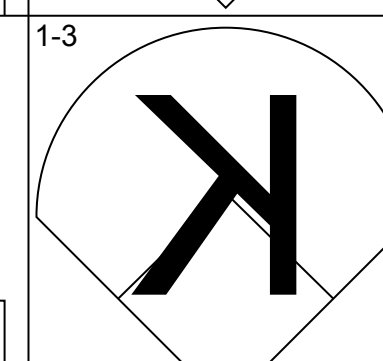
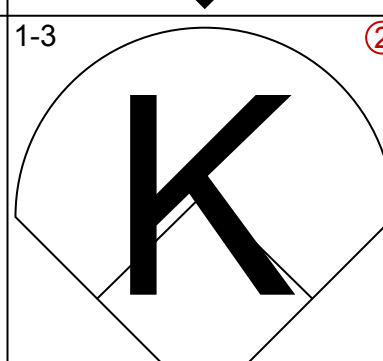
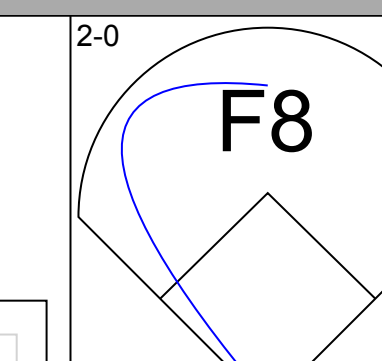
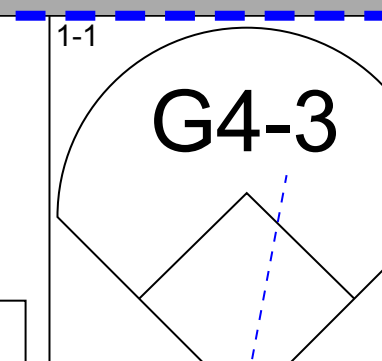
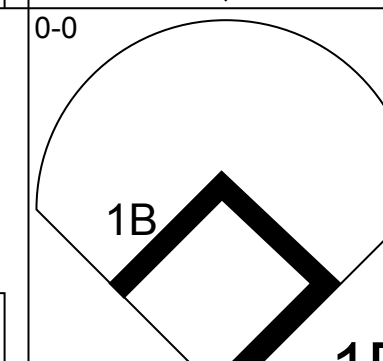
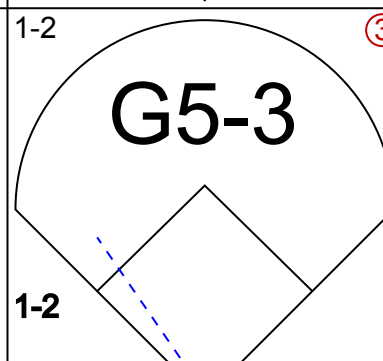
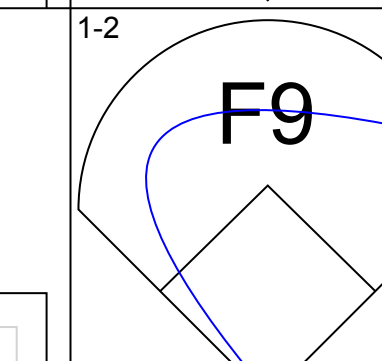
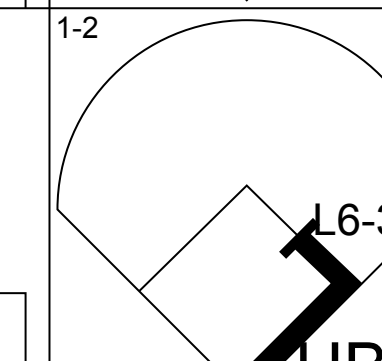
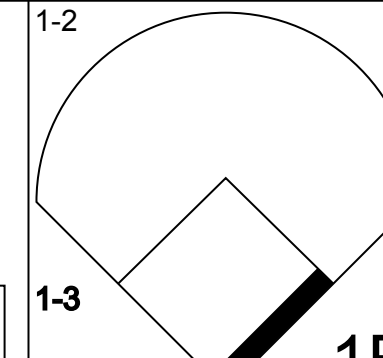
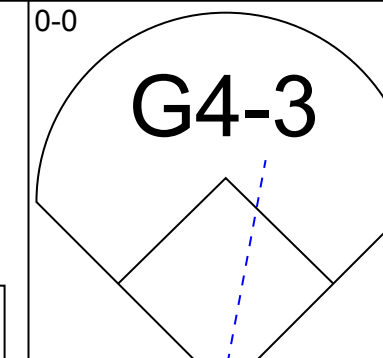
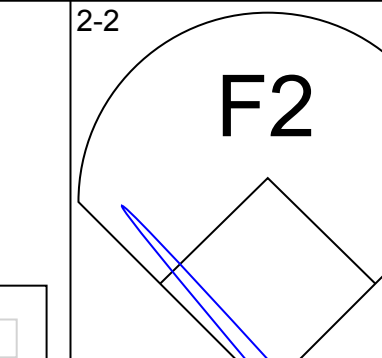
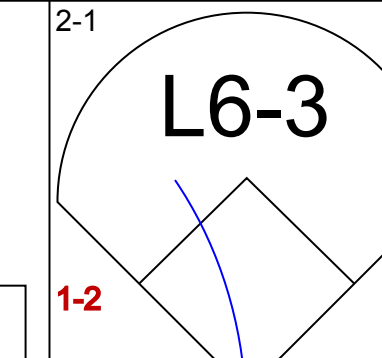
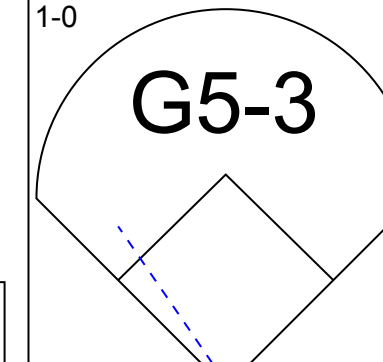
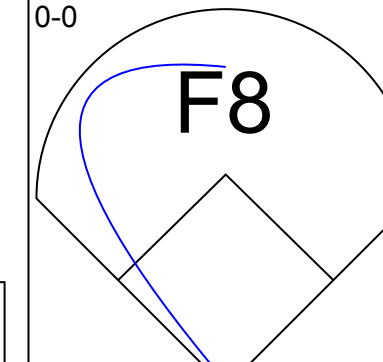
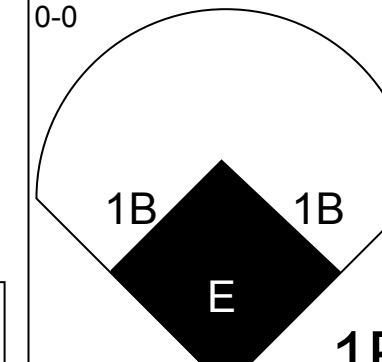
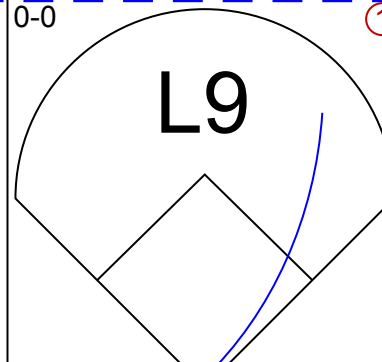
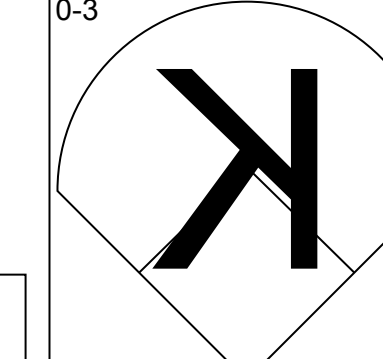

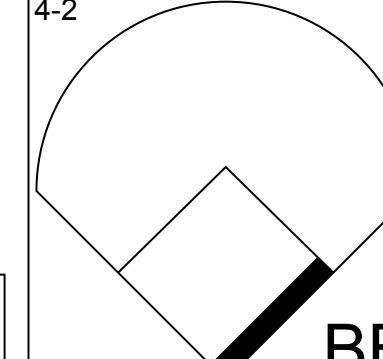
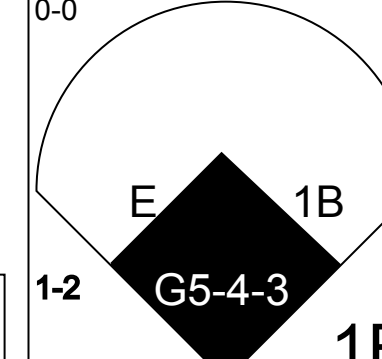
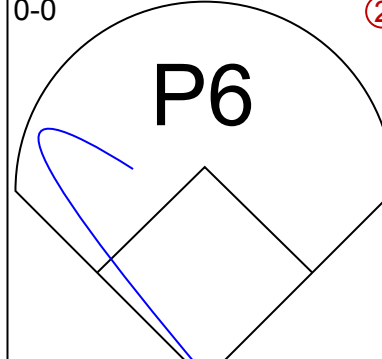
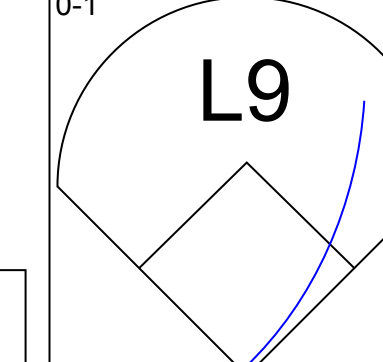
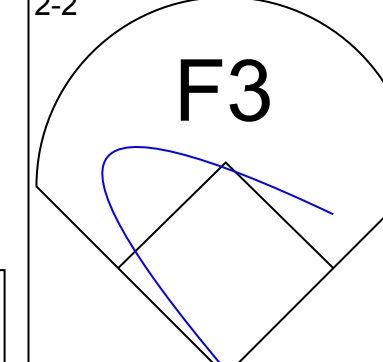
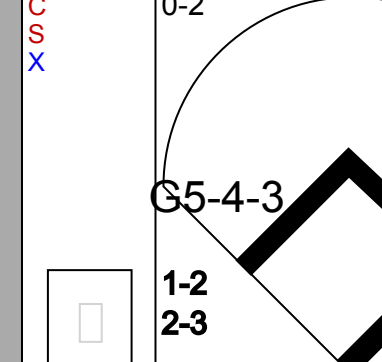
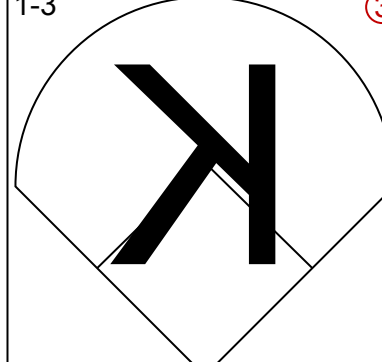
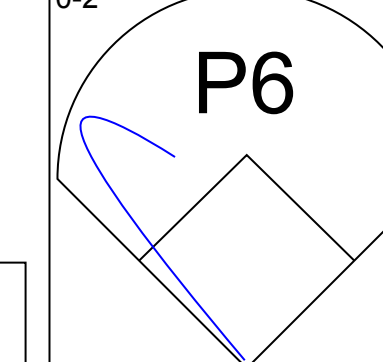

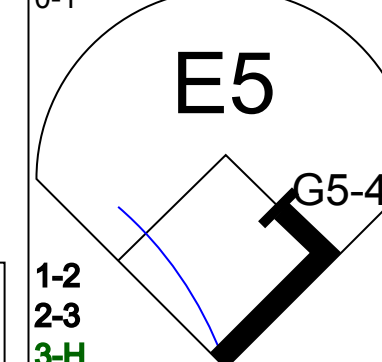

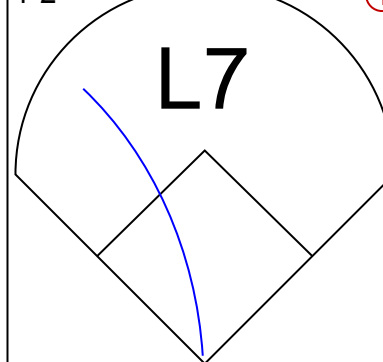
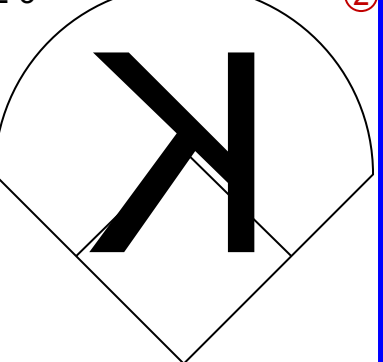
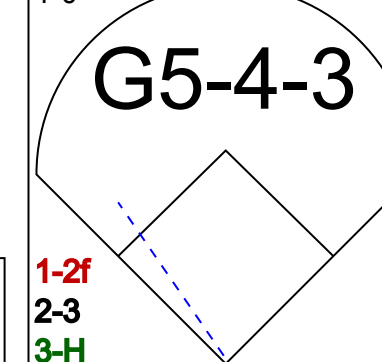




Batter	1	2	3	4	5	6	7	8	9	AB	R	H	RBI	BB	SO	LOB	TOP										
Barry Larkin, R OBP: 0.528, SLG: 0.464										4	1	0	0	1	1	3	<b>Cincinnati Reds @ Pittsburgh Pirates</b> PNC Park, Pittsburgh, PA Mon Apr 09 2001, 1:35 PM EDT Att: 36,954 - Overcast - 77 F										
Michael Tucker, L OBP: 0.333, SLG: 0.474										3	2	2	0	1	0	0											
Dmitri Young, S OBP: 0.324, SLG: 0.581 Ruben Rivera, R OBP: 0.500, SLG: 0.500										2	1	0	0	0	0	1											
Sean Casey, L OBP: 0.412, SLG: 0.600										4	2	4	5	0	0	0											
Alex Ochoa, R OBP: 0.303, SLG: 0.300										4	0	2	1	1	0	1											
Aaron Boone, R OBP: 0.206, SLG: 0.206										5	0	1	1	0	2	4											
Juan Castro, R OBP: 0.333, SLG: 0.333 Ken Griffey Jr., L (8, PH) John Riedling, R (8, 1) Danny Graves, R (9, 1)										3	0	2	0	0	0	0											
Kelly Stinnett, R OBP: 0.231, SLG: 0.167										4	0	0	0	0	1	2											
Chris Reitsma, R (1, 1) Dennys Reyes, R (7, 1) Donnie Sadler, R OBP: 0.250, SLG: 0.143										2	0	0	0	0	1	0											
<b>Inning Stats</b>	R: 2 E: 0 K: 1 S: 7	H: 1 LOB: 0 BB: 0 P: 13	R: 0 E: 0 K: 1 S: 6	H: 1 LOB: 0 BB: 0 P: 10	R: 0 E: 0 K: 0 S: 10	H: 0 LOB: 0 BB: 1 P: 17	R: 0 E: 0 K: 0 S: 6	H: 1 LOB: 1 BB: 0 P: 12	R: 0 E: 0 K: 0 S: 9	H: 1 LOB: 1 BB: 0 P: 15	R: 1 E: 0 K: 0 S: 10	H: 3 LOB: 1 BB: 0 P: 13	R: 0 E: 0 K: 0 S: 11	H: 0 LOB: 0 BB: 0 P: 14	R: 1 E: 0 K: 0 S: 12	H: 1 LOB: 3 BB: 2 P: 25		R: 4 E: 0 K: 1 S: 17	H: 4 LOB: 1 BB: 1 P: 27	1B: 9 2B: 3 3B: 0 HR: 1	SF: 0 SAC: 2 DP: 3 HBP: 3	WP: 1 PB: 0 SB: 0 CS: 1	PA: 43				
<b>PITCHER</b>	IP	WLS	BF	H	R	ER	SO	BB	IBB	HBP	BLK	WP	HR	S	P	ERA	WHIP										
Todd Ritchie, R ERA: 4.78	5.1	L	23	7	3	3	2	1	0	2	0	0	1	46	78	5.06	1.500										
Josias Manzanillo, R ERA:	1.2		4	0	0	0	2	0	0	0	0	0	0	5	10	13.50	1.500										
Scott Sauerbeck, L ERA: 2.25	0.2		4	0	1	1	0	1	0	1	0	0	0	5	10	13.50	1.500										
Marc Wilkins, R ERA: 7.71	1.1		11	5	4	4	1	2	0	0	0	1	0	24	42	27.00	5.250										

AB	33
R	8
H	12
RBI	7
BB	4
SO	5
LOB	14



Batter	1	2	3	4	5	6	7	8	9	AB	R	H	RBI	BB	SO	LOB	BOTTOM										
Adrian Brown, S OBP: 0.276, SLG: 0.333										4	0	1	0	0	1	1	<b>Cincinnati Reds @ Pittsburgh Pirates</b> PNC Park, Pittsburgh, PA Mon Apr 09 2001, 1:35 PM EDT Att: 36,954 - Overcast - 77 F										
Derek Bell, R OBP: 0.143, SLG: 0.111										4	0	0	0	0	2	1											
1B Jason Kendall, R OBP: 0.385, SLG: 0.381										3	0	1	0	0	0	1											
Brian Giles, L OBP: 0.333, SLG: 0.462										4	0	1	0	0	0	1											
Aramis Ramirez, R OBP: 0.304, SLG: 0.682										4	1	1	0	0	0	2											
Kevin Young, R OBP: 0.318, SLG: 0.400										3	1	1	0	1	1	0											
Pat Meares, R OBP: 0.450, SLG: 0.611										4	0	1	0	0	1	1											
2 Jack Wilson, R OBP: 0.235, SLG: 0.412 John Vander Wal, L OBP: 0.421, SLG: 0.313 Scott Sauerbeck, R (8, 1) Marc Wilkins, R (8, 1)										2	0	0	0	0	0	0											
Todd Ritchie, R (1, 1) Josias Manzanillo, R (6, 1) Enrique Wilson, S OBP: 0.158, SLG: 0.158 (8, 6)										2	0	0	0	0	1	0											
<b>Inning Stats</b>	R: 0 E: 0 K: 2 S: 11	H: 2 LOB: 2 BB: 0 P: 15	R: 0 E: 0 K: 1 S: 9	H: 0 LOB: 0 BB: 0 P: 9	R: 0 E: 0 K: 1 S: 11	H: 1 LOB: 1 BB: 0 P: 14	R: 0 E: 0 K: 0 S: 7	H: 0 LOB: 0 BB: 1 P: 13	R: 0 E: 0 K: 0 S: 8	H: 0 LOB: 0 BB: 0 P: 13	R: 2 E: 1 K: 0 S: 10	H: 3 LOB: 1 BB: 0 P: 11	R: 0 E: 0 K: 0 S: 7	H: 0 LOB: 0 BB: 0 P: 11	R: 0 E: 0 K: 1 S: 5	H: 0 LOB: 0 BB: 0 P: 6		1B: 6 2B: 1 3B: 0 HR: 0	SF: 0 SAC: 0 DP: 2 HBP: 1	WP: 0 PB: 0 SB: 1 CS: 0	PA: 34						
<b>PITCHER</b>	IP	WLS	BF	H	R	ER	SO	BB	IBB	HBP	BLK	WP	HR	S	P	ERA	WHIP										
Chris Reitsma, R ERA: 2.25	6.0	W	25	6	2	1	5	1	0	0	0	0	0	58	80	1.50	1.167										
Dennys Reyes, L ERA: 3.38	1.0	H	3	0	0	0	0	0	0	0	0	0	0	5	6	0.00	0.000										
John Riedling, R ERA: 1.35	1.0	H	3	0	0	0	0	0	0	1	0	0	0	7	11	0.00	0.000										
Danny Graves, R ERA:	1.0		3	0	0	0	1	0	0	0	0	0	0	5	6	0.00	0.000										

AB	32
R	2
H	6
RBI	1
BB	1
SO	6
LOB	11








Batter	1	2	3	4	5	6	7	8	9	AB	R	H	RBI	BB	SO	LOB	TOP					
Barry Larkin, R OBP: 0.511, SLG: 0.459	(1, 6) F7			(1, 1) G4-3		(1, 2) F8	(2, 3) K			1	0	0	0	0	0	0	<b>Cincinnati Reds @ New York Mets</b> Shea Stadium, Flushing, NY Fri Apr 13 2001, 7:10 PM EDT Att: 38,243 - Sunny - 72 F					
Donnie Sadler, R OBP: 0.200, SLG: 0.111	(3, 6)									2	0	0	0	0	0							
D.T. Cromer, L OBP: 0.500, SLG: 0.500	(7, PH)									1	0	0	0	1	3							
Scott Sullivan, R OBP: 0.500, SLG: 0.500	(7, 1)									0	0	0	0	0	0							
Danny Graves, R OBP: 0.500, SLG: 0.500	(8, 1)									0	0	0	0	0	0							
Michael Tucker, L OBP: 0.333, SLG: 0.429	(1, 8) G1-6-3 1B			(3, 2) G3-1		(0, 0) 1B		(1, 1) F8		4	0	2	0	0	0							
Dmitri Young, S OBP: 0.298, SLG: 0.568	(1, 7) G1-6-3			(2, 0) F9		(2, 2) F7		(0, 0) G1-3		4	0	0	0	0	2							
Sean Casey, L OBP: 0.396, SLG: 0.636	(1, 3)					(0, 0) F8		(1, 1) G4-3		4	0	0	0	2	1							
Alex Ochoa, R OBP: 0.362, SLG: 0.395	(1, 9)					(2, 0) E HR 2B		(2, 0) G6-3		4	1	1	0	0	1							
Juan Castro, R OBP: 0.200, SLG: 0.200	(1, 5) (7, 6) K					(0, 2) E6 HR 2-3		(1, 1) G6-3		4	1	0	0	0	2							
Pokey Reese, R OBP: 0.314, SLG: 0.469	(1, 4)			(3, 2) L8		(0, 0) HR 1-H 3-H		(1, 1) WP 2B		4	1	2	3	0	1							
Jason LaRue, R OBP: 0.308, SLG: 0.455	(1, 2)			(2, 0) F9		(1, 0) F8		(4, 1) WP BB		2	0	0	0	1	0							
Oswaldo Fernandez, R OBP: 0.205, SLG: 0.250	(1, 1) (7, PH) Aron Boone, R OBP: 0.205, SLG: 0.250			(1, 1) B1		(1, 3) K		(4, 0) 1-2 2-3 IBB		2	0	0	0	0	1							
<b>Inning Stats</b>	R: 0 E: 0 K: 0 S: 6	H: 1 LOB: 0 BB: 7 P: 7	R: 0 E: 0 K: 2 S: 7	H: 0 LOB: 0 BB: 10 P: 10	R: 0 E: 0 K: 0 S: 6	H: 0 LOB: 0 BB: 12 P: 12	R: 0 E: 0 K: 0 S: 6	H: 0 LOB: 0 BB: 12 P: 12	R: 3 E: 1 K: 1 S: 11	H: 2 LOB: 0 BB: 0 P: 15	R: 0 E: 0 K: 1 S: 9	H: 1 LOB: 1 BB: 0 P: 14	R: 0 E: 0 K: 1 S: 9	H: 1 LOB: 3 BB: 2 P: 23	R: 0 E: 0 K: 0 S: 5	H: 0 LOB: 0 BB: 7 P: 7	R: 0 E: 0 K: 3 S: 10	H: 0 LOB: 0 BB: 12 P: 12	1B: 2 2B: 2 3B: 0 HR: 1	SF: 0 SAC: 0 DP: 1 HBP: 0	WP: 1 PB: 0 SB: 1 CS: 0	PA: 34
<b>PITCHER</b>	IP WLS BF H R ER SO BB IBB HBP BLK WP HR S P ERA WHIP	IP WLS BF H R ER SO BB IBB HBP BLK WP HR S P ERA WHIP	IP WLS BF H R ER SO BB IBB HBP BLK WP HR S P ERA WHIP	IP WLS BF H R ER SO BB IBB HBP BLK WP HR S P ERA WHIP	IP WLS BF H R ER SO BB IBB HBP BLK WP HR S P ERA WHIP	IP WLS BF H R ER SO BB IBB HBP BLK WP HR S P ERA WHIP	IP WLS BF H R ER SO BB IBB HBP BLK WP HR S P ERA WHIP	IP WLS BF H R ER SO BB IBB HBP BLK WP HR S P ERA WHIP	IP WLS BF H R ER SO BB IBB HBP BLK WP HR S P ERA WHIP	IP WLS BF H R ER SO BB IBB HBP BLK WP HR S P ERA WHIP	IP WLS BF H R ER SO BB IBB HBP BLK WP HR S P ERA WHIP	IP WLS BF H R ER SO BB IBB HBP BLK WP HR S P ERA WHIP	IP WLS BF H R ER SO BB IBB HBP BLK WP HR S P ERA WHIP	IP WLS BF H R ER SO BB IBB HBP BLK WP HR S P ERA WHIP	IP WLS BF H R ER SO BB IBB HBP BLK WP HR S P ERA WHIP	IP WLS BF H R ER SO BB IBB HBP BLK WP HR S P ERA WHIP						
Steve Trachsel, R ERA: 9.82	(1, 1)	6.0	L	22	4	3	2	4	0	0	0	0	0	0	0	0	3.00	0.667				
Donnie Wall, R ERA: 8.75	(7, 1)	1.0		6	1	0	0	1	1	1	0	0	0	1	0	9	23	0.00	2.000			
Dennis Cook, L ERA: 1.5	(8, 1)	1.0		3	0	0	0	0	0	0	0	0	0	0	5	7	0.00	0.000				
Armando Benitez, R ERA: 1.5	(9, 1)	1.0		3	0	0	0	3	0	0	0	0	0	0	10	12	0.00	0.000				

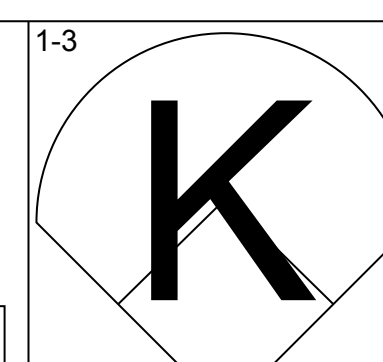
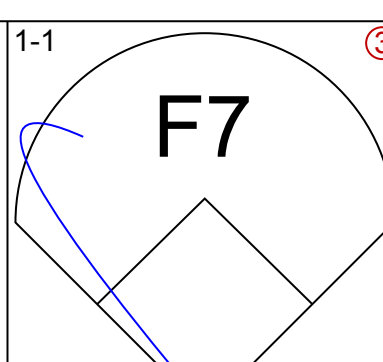
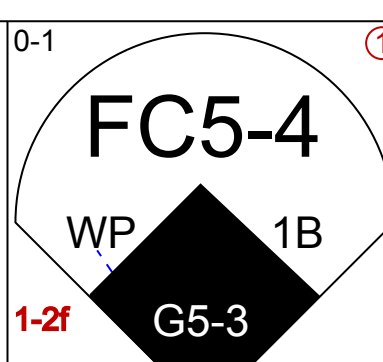
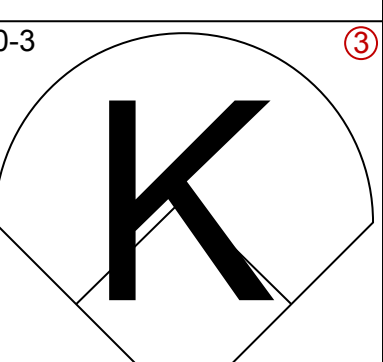
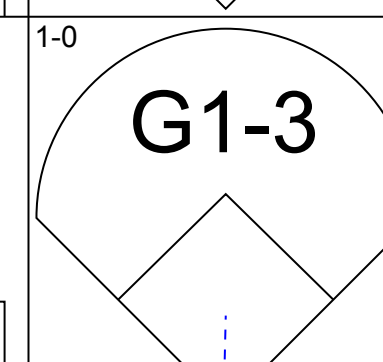
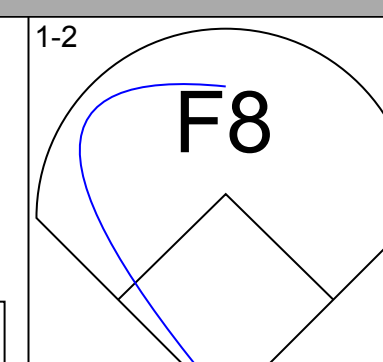
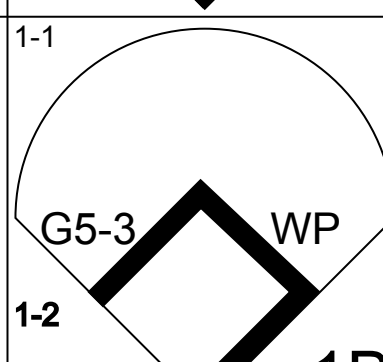
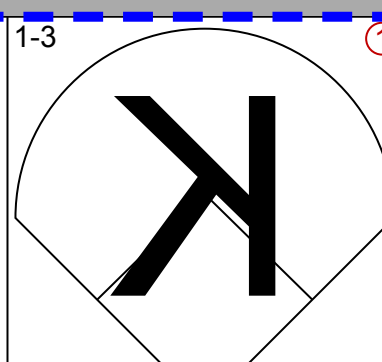
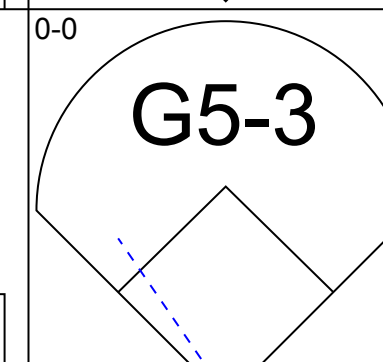
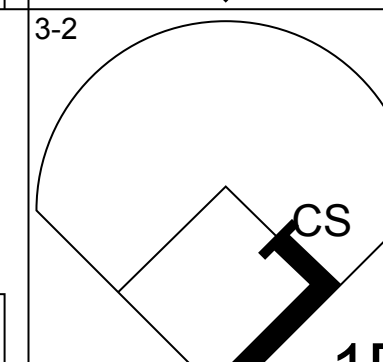
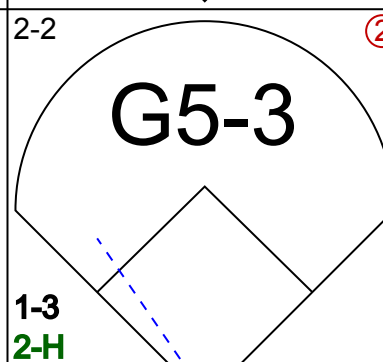
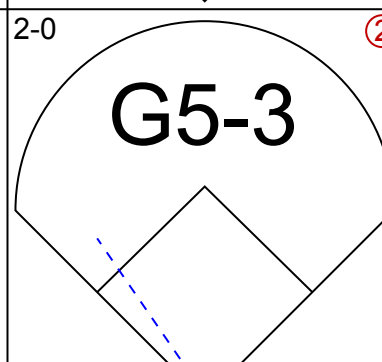
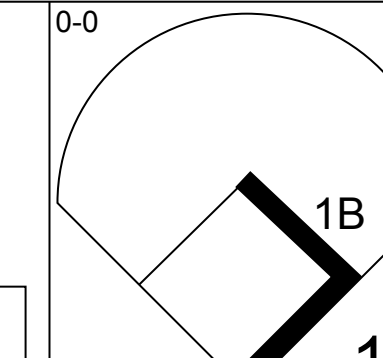
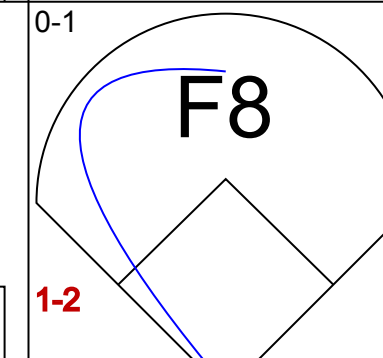
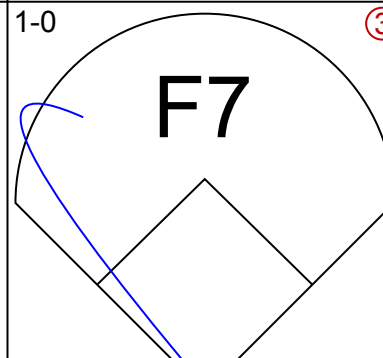
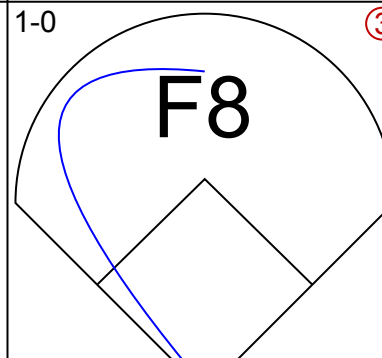
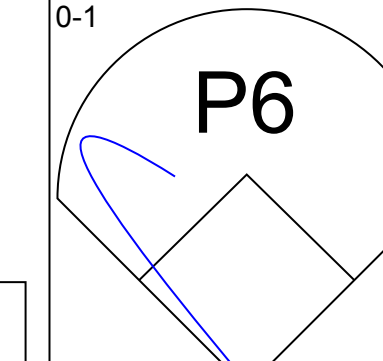
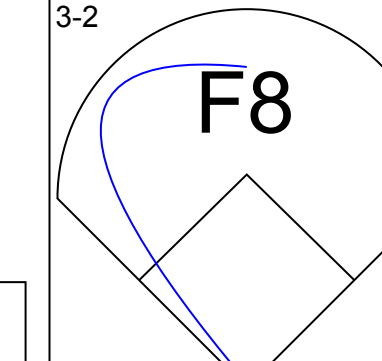
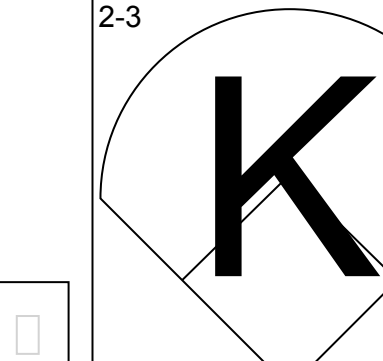
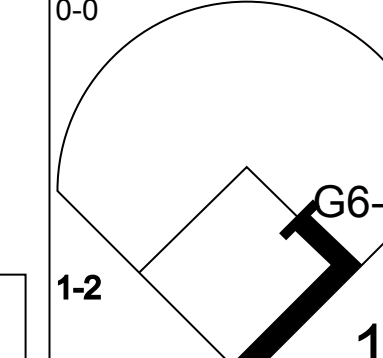
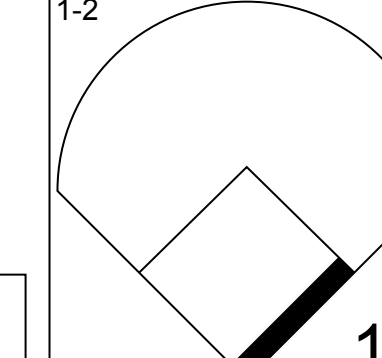
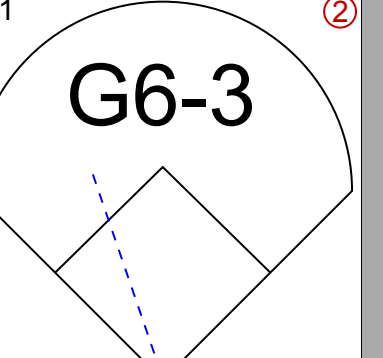
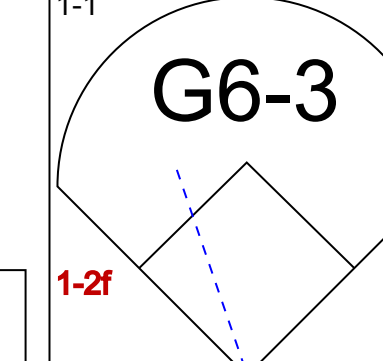
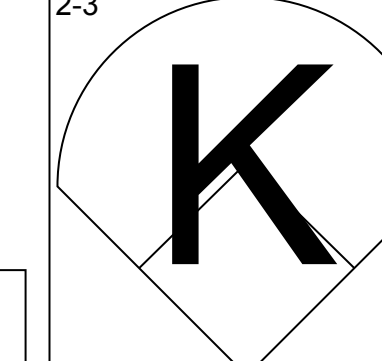
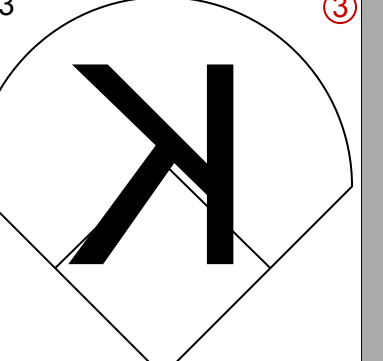
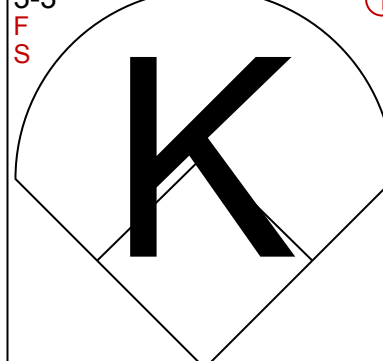
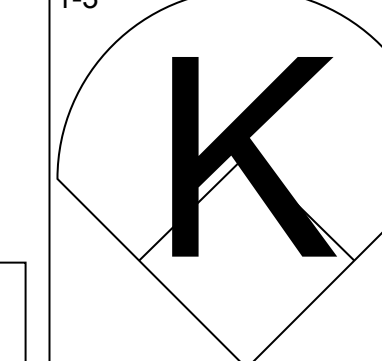
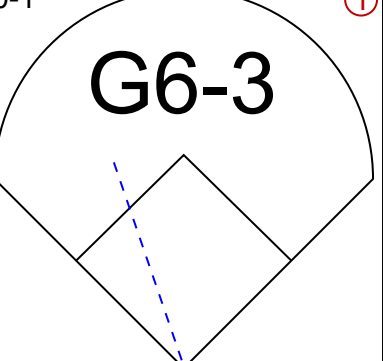
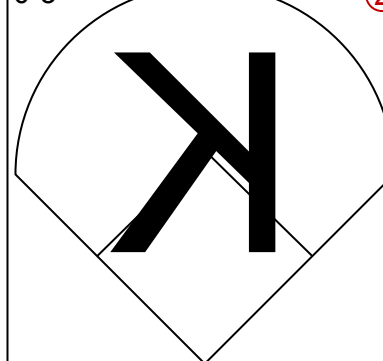
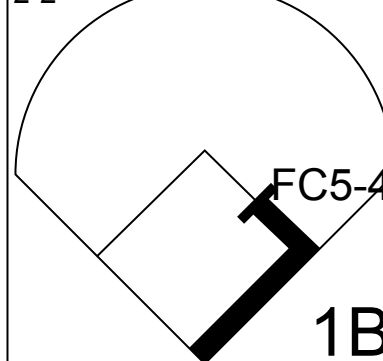
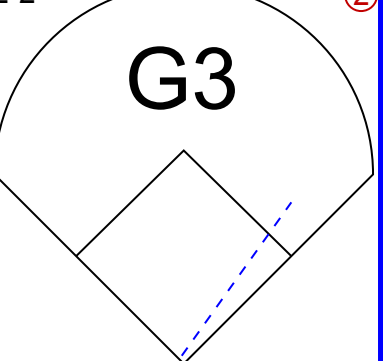
AB	32
R	3
H	5
RBI	3
BB	2
SO	8
LOB	7



Batter	1	2	3	4	5	6	7	8	9	AB	R	H	RBI	BB	SO	LOB	BOTTOM					
Darryl Hamilton, L OBP: 0.161, SLG: 0.179	(1, 7) G3		(0, 0) B1-3		(2, 1) F7		(2, 0) B2	(2, 2) L4		5	0	0	0	0	0	4	<b>Cincinnati Reds @ New York Mets</b> Shea Stadium, Flushing, NY Fri Apr 13 2001, 7:10 PM EDT Att: 38,243 - Sunny - 72 F					
Edgardo Alfonzo, R OBP: 0.146, SLG: 0.154	(1, 4) G1-4-3 BB		(1, 1) FC5-4 2B		(0, 1) G2-3		(0, 0) F9		(2, 1) G5-3	4	0	1	0	1	0							
Robin Ventura, L OBP: 0.488, SLG: 0.667	(1, 5) Joe McEwing, R OBP: 0.428, SLG: 0.500		(4, 0) G1-4-3 BB		(4, 0) 1B BB		(2, 2) HR		(1, 2) FC4 1B	2	1	2	1	3	0							
Joe McEwing, R OBP: 0.428, SLG: 0.500	(9, PR)		(4, 2) FC5-4 BB		(1, 1) 1B BB				(1, 0) FC4	0	0	0	0	0	0							
Jay Payton, R OBP: 0.241, SLG: 0.250	(1, 8) G1-4-3		(1, 0) FC5-4		(1, 1) 1B		(0, 3) K		(1, 0) FC4	5	0	1	1	0	1							
Lenny Harris, L OBP: 0.300, SLG: 0.333	(1, 3)		(2, 1) G4-3		(1, 1) F9		(3, 1) G4-3		(0, 0) E S FC4-2 1B	5	0	1	0	0	3							
Tsuyoshi Shinjo, R OBP: 0.400, SLG: 0.536	(1, 9)		(0, 1) 1B		(0, 1) 2B		(3, 2) CS 1B		(4, 0) FC4-2 31 BB BB	3	0	3	0	1	0							
Todd Pratt, R 31 Mike Piazza, R OBP: 0.400, SLG: 0.742	(1, 2) (8, PH) (9, 2)		(2, 2) F9		(2, 3) K		(2, 2) L6		(4, 0) FC4-2 BB	3	0	0	0	0	1							
Rey Ordenez, R OBP: 0.294, SLG: 0.303	(1, 6)		(0, 1) G5-3		(0, 3) K		(0, 0) 1B		(0, 0) FC4-2	4	0	1	0	0	1							
Steve Trachsel, R OBP: 0.333, SLG: 0.333	(1, 1)	6.0	W	27	7	1	1	4	4	0	0	0	0	0	0	1.50		1.833				
Mark Johnson, L ERA: 4.41	(5, PH)	1.2	H	9	2	1	1	1	2	0	0	0	0	0	0	5.40	2.400					
Donnie Wall, R ERA: 9.45	(7, 1)	1.1	S	5	1	0	0	0	0	0	0	0	0	0	0	0.00	0.750					
Dennis Cook, L ERA: 1.5	(8, 1)	1.1	S	5	1	0	0	0	0	0	0	0	0	0	0	0.00	0.750					
Desi Relaford, S Armando Benitez, R ERA: 1.5	(8, 1)	1.1	S	5	1	0	0	0	0	0	0	0	0	0	0	0.00	0.750					
<b>Inning Stats</b>	R: 0 E: 0 K: 0 S: 7	H: 0 LOB: 1 BB: 2 P: 20	R: 0 E: 0 K: 0 S: 9	H: 1 LOB: 1 BB: 0 P: 13	R: 0 E: 0 K: 1 S: 9	H: 1 LOB: 2 BB: 1 P: 15	R: 0 E: 0 K: 2 S: 11	H: 1 LOB: 1 BB: 0 P: 14	R: 1 E: 0 K: 0 S: 9	H: 2 LOB: 2 BB: 1 P: 19	R: 0 E: 0 K: 1 S: 12	H: 2 LOB: 1 BB: 0 P: 17	R: 1 E: 0 K: 1 S: 8	H: 1 LOB: 0 BB: 0 P: 12	R: 0 E: 0 K: 0 S: 7	H: 1 LOB: 3 BB: 2 P: 17	R: 0 E: 0 K: 0 S: 11	H: 1 LOB: 1 BB: 0 P: 16	1B: 7 2B: 2 3B: 0 HR: 1	SF: 0 SAC: 0 DP: 1 HBP: 0	WP: 0 PB: 0 SB: 1 CS: 1	PA: 41
<b>PITCHER</b>	IP WLS BF H R ER SO BB IBB HBP BLK WP HR S P ERA WHIP	IP WLS BF H R ER SO BB IBB HBP BLK WP HR S P ERA WHIP	IP WLS BF H R ER SO BB IBB HBP BLK WP HR S P ERA WHIP	IP WLS BF H R ER SO BB IBB HBP BLK WP HR S P ERA WHIP	IP WLS BF H R ER SO BB IBB HBP BLK WP HR S P ERA WHIP	IP WLS BF H R ER SO BB IBB HBP BLK WP HR S P ERA WHIP	IP WLS BF H R ER SO BB IBB HBP BLK WP HR S P ERA WHIP	IP WLS BF H R ER SO BB IBB HBP BLK WP HR S P ERA WHIP	IP WLS BF H R ER SO BB IBB HBP BLK WP HR S P ERA WHIP	IP WLS BF H R ER SO BB IBB HBP BLK WP HR S P ERA WHIP	IP WLS BF H R ER SO BB IBB HBP BLK WP HR S P ERA WHIP	IP WLS BF H R ER SO BB IBB HBP BLK WP HR S P ERA WHIP	IP WLS BF H R ER SO BB IBB HBP BLK WP HR S P ERA WHIP	IP WLS BF H R ER SO BB IBB HBP BLK WP HR S P ERA WHIP	IP WLS BF H R ER SO BB IBB HBP BLK WP HR S P ERA WHIP	IP WLS BF H R ER SO BB IBB HBP BLK WP HR S P ERA WHIP						
Oswaldo Fernandez, R ERA: 4.41	(1, 1)	6.0	W	27	7	1	1	4	4	0	0	0	0	0	0	1.50	1.833					
Scott Sullivan, R ERA: 9.45	(7, 1)	1.2	H	9	2	1	1	1	2	0	0	0	0	0	0	5.40	2.400					
Danny Graves, R ERA: 1.5	(8, 1)	1.1	S	5	1	0	0	0	0	0	0	0	0	0	0	0.00	0.750					


AB	35
R	2
H	10
RBI	2
BB	6
SO	5
LOB	25

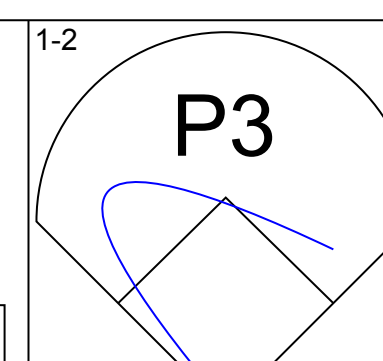
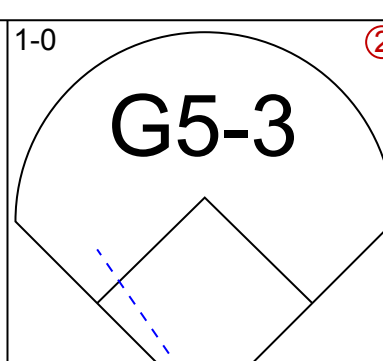
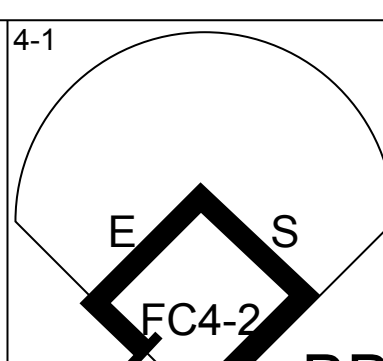
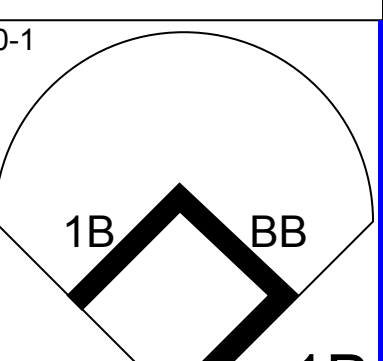
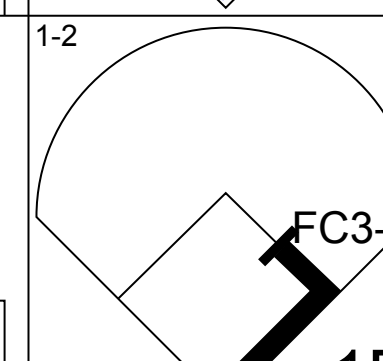
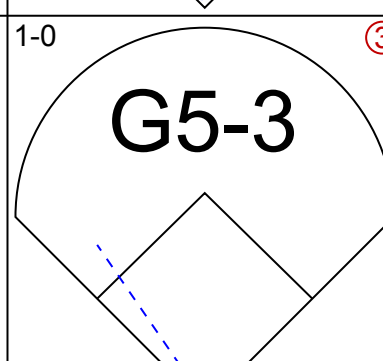
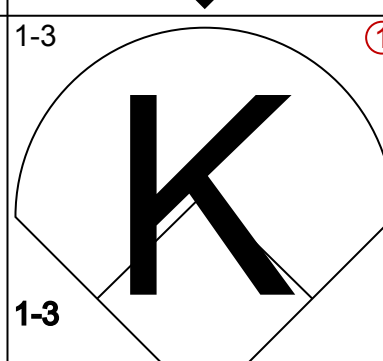
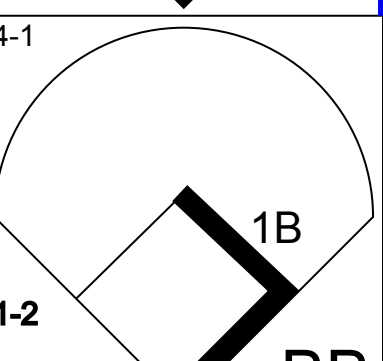
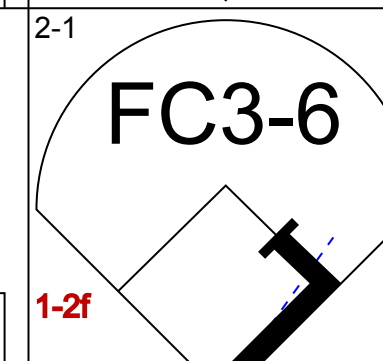
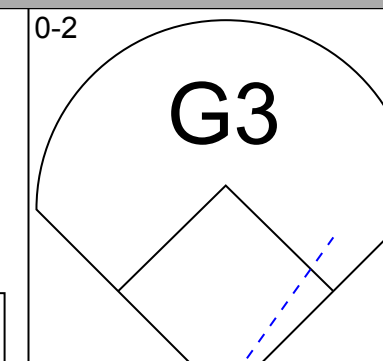
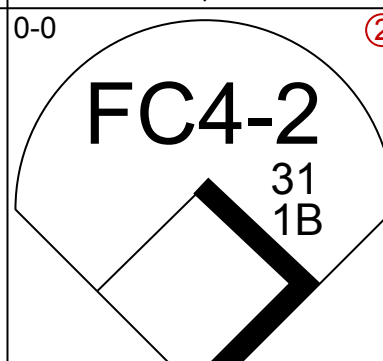
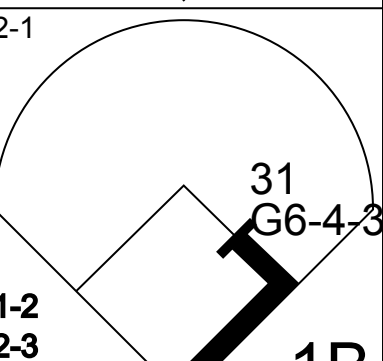
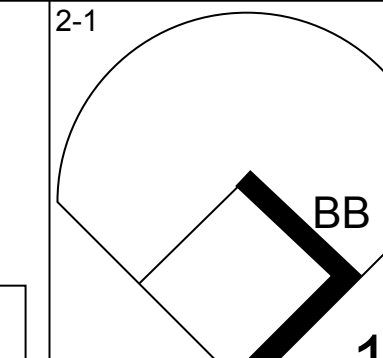
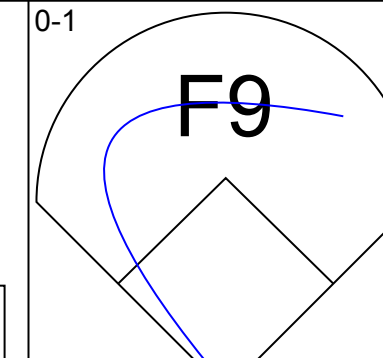
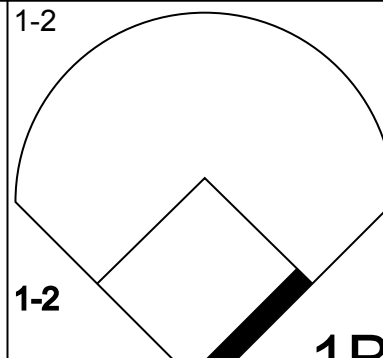
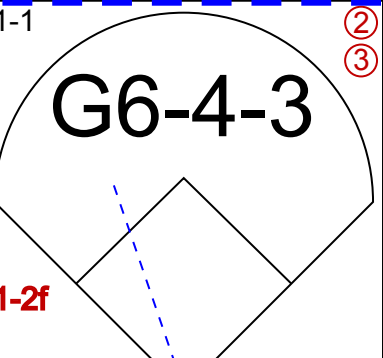
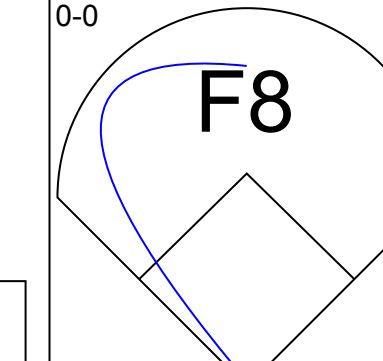
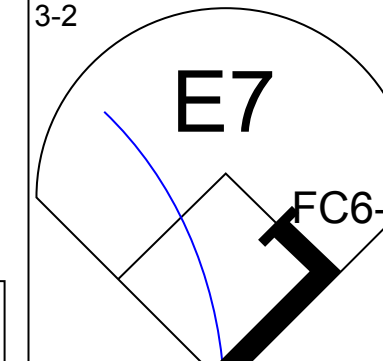
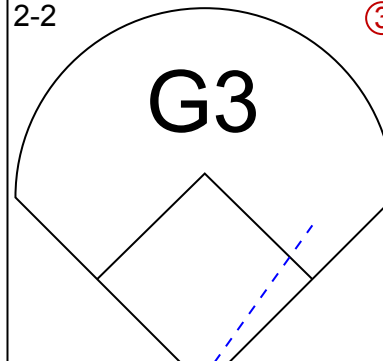
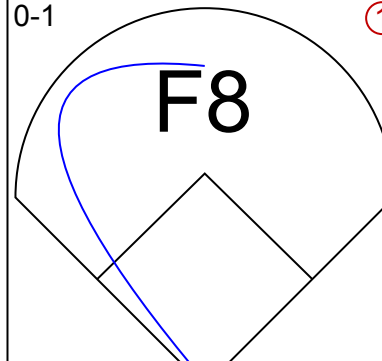
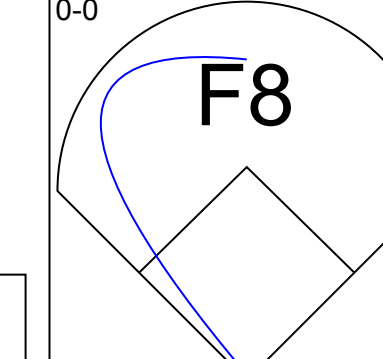
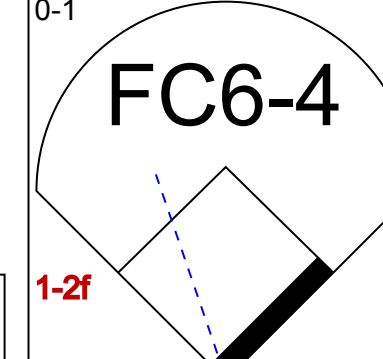
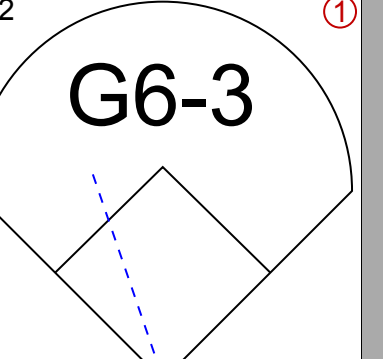
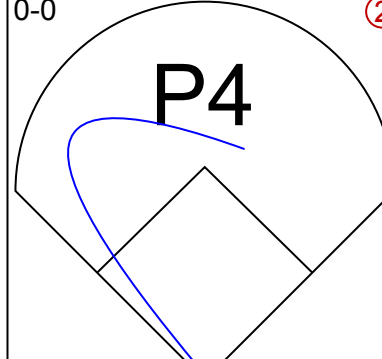
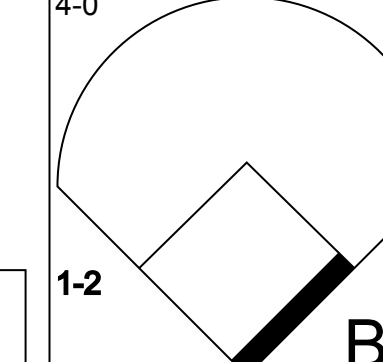
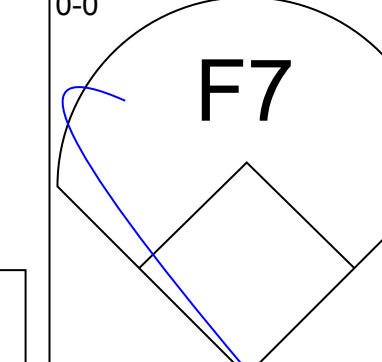
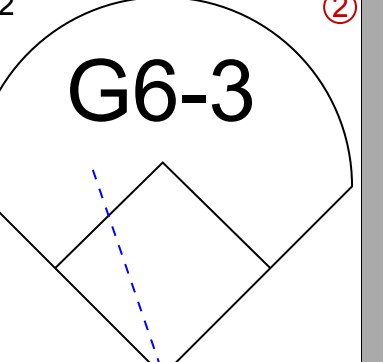
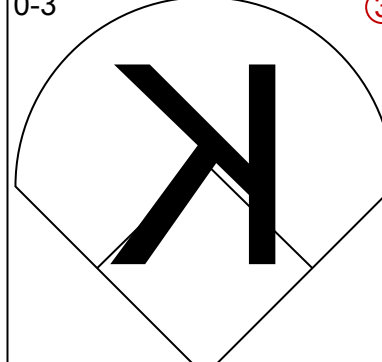
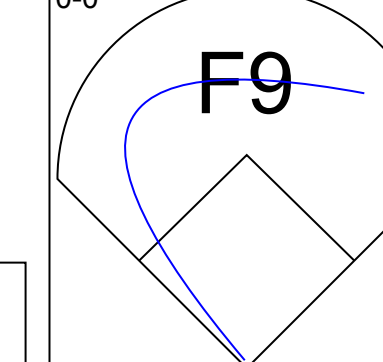
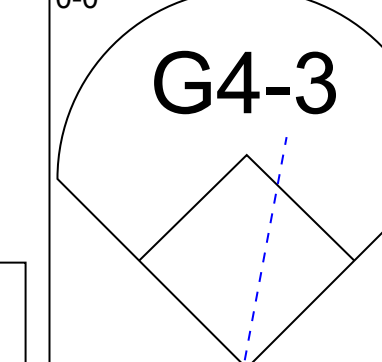
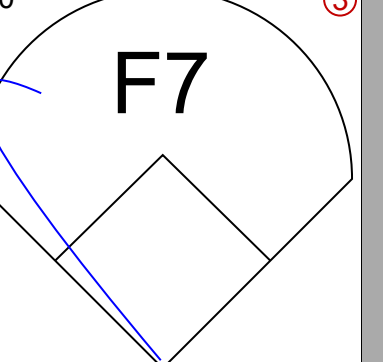
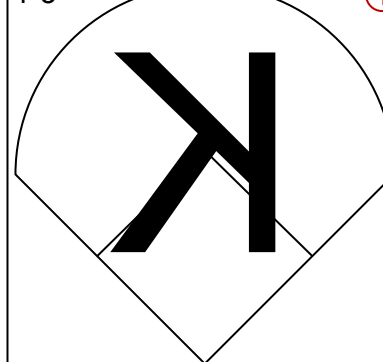
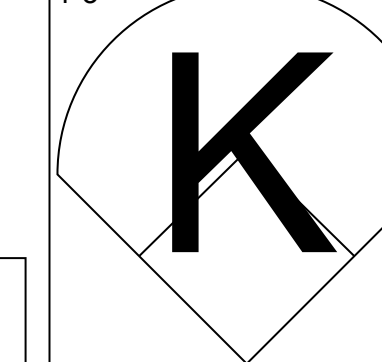
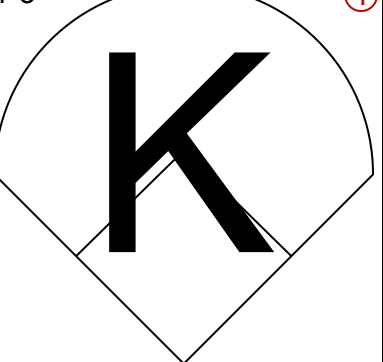


Batter	1	2	3	4	5	6	7	8	9	AB	R	H	RBI	BB	SO	LOB	TOP								
Donnie Sadler, R OBP: 0.143, SLG: 0.077 (1, 7)										4	1	0	0	0	2	1									
Pokey Reese, R OBP: 0.308, SLG: 0.444 (1, 4)										4	0	1	0	0	1	0									
Dmitri Young, S OBP: 0.294, SLG: 0.542 (1, 3)										4	0	1	1	0	0	1									
Alex Ochoa, R OBP: 0.353, SLG: 0.383 (1, 9)										4	0	1	0	0	0	2									
Aaron Boone, R OBP: 0.191, SLG: 0.234 (1, 5)										3	0	0	0	0	1	1									
Juan Castro, R OBP: 0.308, SLG: 0.308 (1, 6)										3	0	2	0	0	0	0									
Ruben Rivera, R OBP: 0.375, SLG: 0.364 (1, 8)										3	0	0	0	0	2	3									
Kelly Stinnett, R OBP: 0.286, SLG: 0.167 (1, 2)										3	0	0	0	0	2	1									
Chris Reitsma, R OBP: 0.250, SLG: 0.143 Danny Graves, R (8, 1)										3	0	1	0	0	1	0									
										0	0	0	0	0	0	0									
<b>Inning Stats</b>	R: 0 H: 0 E: 0 K: 1 S: 5	H: 0 LOB: 1 BB: 0 P: 7	R: 0 H: 2 E: 0 K: 0 S: 6	H: 2 LOB: 1 BB: 0 P: 7	R: 0 H: 0 E: 0 K: 2 S: 13	H: 0 LOB: 0 BB: 0 P: 17	R: 0 H: 1 E: 0 K: 0 S: 11	H: 1 LOB: 1 BB: 0 P: 15	R: 0 H: 1 E: 0 K: 2 S: 13	H: 1 LOB: 1 BB: 0 P: 20	R: 1 H: 2 E: 0 K: 0 S: 12	H: 2 LOB: 1 BB: 0 P: 18	R: 0 H: 0 E: 0 K: 2 S: 8	H: 0 LOB: 0 BB: 0 P: 11	R: 0 H: 0 E: 0 K: 1 S: 10	H: 0 LOB: 0 BB: 0 P: 12	R: 0 H: 0 E: 0 K: 1 S: 5	H: 0 LOB: 0 BB: 0 P: 9	1B: 6 2B: 0 3B: 0 HR: 0	SF: 0 SAC: 0 DP: 1 HBP: 0	WP: 1 PB: 0 CS: 1	PA: 31			
<b>PITCHER</b>	IP WLS BF H R ER SO BB IBB HBP BLK WP HR S P ERA WHIP	8.0 L 28 6 1 1 8 0 0 0 0 1 0 78 107 1.12 0.750	1.0 3 0 0 0 1 0 0 0 0 0 0 5 9 0.00 0.000																						

**Cincinnati Reds @ New York Mets**  
Shea Stadium, Flushing, NY  
Sat Apr 14 2001, 1:10 PM EDT  
Att: 55,067 - Sunny - 58 F


AB	31
R	1
H	6
RBI	1
BB	0
SO	9
LOB	9



Batter	1	2	3	4	5	6	7	8	9	AB	R	H	RBI	BB	SO	LOB	BOTTOM			
Joe McEwing, R OBP: 0.400, SLG: 0.375 Lenny Harris, L OBP: 0.364, SLG: 0.400 John Franco, L (8, PH) (9, 1)										2	0	0	0	1	0	0				
Edgardo Alfonzo, R OBP: 0.178, SLG: 0.167 (1, 4)										3	0	1	0	1	1	1				
Robin Ventura, L OBP: 0.467, SLG: 0.622 (1, 5)										4	0	1	0	0	0	2				
31 Mike Piazza, R OBP: 0.410, SLG: 0.714 (1, 2)										4	0	2	0	0	0	3				
Todd Zeile, R OBP: 0.250, SLG: 0.200 (1, 3)										4	0	0	0	0	0	3				
Jay Payton, R OBP: 0.212, SLG: 0.219 (1, 8)											4	0	0	0	0	2				
Tsuyoshi Shinjo, R OBP: 0.382, SLG: 0.484 (1, 9)											3	0	0	0	1	0				
Rey Ordenez, R OBP: 0.270, SLG: 0.278 (1, 6)										3	0	0	0	0	0	2				
Al Leiter, L Darryl Hamilton, L (8, PH) (9, 7)										2	0	0	0	0	2	0				
										1	0	0	0	0	1	0				
<b>Inning Stats</b>	R: 0 H: 1 E: 0 K: 0 S: 8	H: 1 LOB: 2 BB: 1 P: 11	R: 0 H: 0 E: 0 K: 1 S: 5	H: 0 LOB: 0 BB: 0 P: 8	R: 0 H: 0 E: 1 K: 0 S: 10	H: 0 LOB: 1 BB: 0 P: 13	R: 0 H: 0 E: 0 K: 1 S: 5	H: 0 LOB: 0 BB: 0 P: 6	R: 0 H: 1 E: 0 K: 1 S: 12	H: 1 LOB: 2 BB: 1 P: 20	R: 0 H: 0 E: 0 K: 0 S: 7	H: 0 LOB: 0 BB: 0 P: 10	R: 0 H: 2 E: 0 K: 1 S: 10	H: 2 LOB: 1 BB: 1 P: 18	R: 0 H: 0 E: 0 K: 1 S: 6	H: 0 LOB: 0 BB: 0 P: 6	1B: 5 2B: 0 3B: 0 HR: 0	SF: 0 SAC: 0 DP: 1 HBP: 0	WP: 0 PB: 0 CS: 0	PA: 34
<b>PITCHER</b>	IP WLS BF H R ER SO BB IBB HBP BLK WP HR S P ERA WHIP	7.1 W 30 5 0 0 0 4 0 0 0 0 0 60 95 0.00 1.091	1.2 S 4 0 0 0 1 0 0 0 0 0 0 8 9 0.00 0.000																	

**Cincinnati Reds @ New York Mets**  
Shea Stadium, Flushing, NY  
Sat Apr 14 2001, 1:10 PM EDT  
Att: 55,067 - Sunny - 58 F

AB	31
R	0
H	5
RBI	0
BB	3
SO	5
LOB	13



Batter	1	2	3	4	5	6	7	8	9	AB	R	H	RBI	BB	SO	LOB	TOP					
<b>Pokey Reese, R</b> OBP: 0.295, SLG: 0.400 (1, 4)										4	1	0	0	0	2	3						
<b>Michael Tucker, L</b> OBP: 0.371, SLG: 0.469 (1, 8) (8, 7)										4	0	2	1	1	1	3						
<b>Dmitri Young, S</b> OBP: 0.304, SLG: 0.528 (1, 7) (8, 3)										5	0	2	0	0	0	2						
<b>Sean Casey, L</b> OBP: 0.434, SLG: 0.660 (8, PR)										3	1	2	0	2	1	2						
<b>Ruben Rivera, R</b> OBP: 0.375, SLG: 0.364 (8, 8)										0	0	0	0	0	0	0						
<b>Alex Ochoa, R</b> OBP: 0.339, SLG: 0.404 (1, 9)										5	1	1	1	0	1	8						
<b>Aaron Boone, R</b> OBP: 0.192, SLG: 0.235 (1, 5)										4	0	1	1	0	1	2						
<b>Juan Castro, R</b> OBP: 0.333, SLG: 0.389 (1, 6)										5	0	2	0	0	1	1						
<b>Kelly Stinnett, R</b> OBP: 0.385, SLG: 0.238 (1, 2)										3	0	2	0	2	1	1						
<b>Jim Brower, R</b> OBP: 0.333, SLG: 0.333 (8, 1)										3	0	1	0	0	1	3						
<b>Ken Griffey Jr., L</b> (7, PH)										1	0	0	0	0	0	1						
<b>Mark Wohlers, R</b> (7, 1)										0	0	0	0	0	0	0						
<b>Scott Sullivan, R</b> (8, 1)										0	0	0	0	0	0	0						
<b>D.T. Cromer, L</b> OBP: 0.333, SLG: 0.333 (8, PH)										1	0	0	0	0	0	1						
<b>Danny Graves, R</b> (8, 1)										0	0	0	0	0	0	0						
<b>Inning Stats</b>	R: 1 E: 0 K: 2 S: 11	H: 1 LOB: 2 BB: 1 P: 20	R: 0 E: 0 K: 1 S: 6	H: 0 LOB: 0 BB: 1 P: 11	R: 0 E: 0 K: 1 S: 13	H: 2 LOB: 2 BB: 0 P: 18	R: 0 E: 0 K: 1 S: 14	H: 3 LOB: 3 BB: 0 P: 21	R: 2 E: 0 K: 0 S: 14	H: 3 LOB: 2 BB: 1 P: 27	R: 0 E: 0 K: 1 S: 14	H: 2 LOB: 2 BB: 0 P: 18	R: 0 E: 0 K: 1 S: 8	H: 1 LOB: 1 BB: 0 P: 10	R: 0 E: 0 K: 1 S: 12	H: 0 LOB: 2 BB: 2 P: 24	R: 0 E: 0 K: 1 S: 14	H: 1 LOB: 1 BB: 0 P: 17	1B: 9 2B: 3 3B: 1 HR: 0	SF: 1 SAC: 0 DP: 0 HBP: 1	WP: 1 PB: 0 SB: 1 CS: 1	PA: 46
<b>PITCHER</b>	IP	WLS	BF	H	R	ER	SO	BB	IBB	HBP	BLK	WP	HR	S	P	ERA	WHIP					
<b>Kevin Appier, R</b> ERA: 4.0 (1, 1)	5.0	L	27	9	3	3	5	2	1	1	0	1	0	58	97	5.40	2.200					
<b>Dennis Cook, L</b> ERA: (6, 1)	1.0		5	2	0	0	1	0	0	0	0	0	0	14	18	0.00	2.000					
<b>Turk Wendell, R</b> ERA: (7, 1)	2.0		9	1	0	0	2	1	1	0	0	0	0	20	34	0.00	1.000					
<b>Donne Wall, R</b> ERA: 5.4 (9, 1)	1.0		4	1	0	0	1	0	0	0	0	0	0	14	17	0.00	1.000					

**Cincinnati Reds @ New York Mets**  
Shea Stadium, Flushing, NY  
Sun Apr 15 2001, 1:10 PM EDT  
Att: 39,643 - Sunny - 61 F

AB 38  
R 3  
H 13  
RBI 3  
BB 5  
SO 9  
LOB 27

Batter	1	2	3	4	5	6	7	8	9	AB	R	H	RBI	BB	SO	LOB	BOTTOM				
<b>Tsuyoshi Shinjo, R</b> OBP: 0.385, SLG: 0.486 (1, 9)										4	0	1	0	1	2	2					
<b>Todd Zeile, R</b> OBP: 0.287, SLG: 0.250 (1, 3)										5	1	2	0	0	0	2					
<b>Robin Ventura, L</b> OBP: 0.449, SLG: 0.575 (1, 5)										3	0	0	0	1	0	2					
<b>31 Mike Piazza, R</b> OBP: 0.419, SLG: 0.684 (1, 2)										3	0	1	0	1	0	0					
<b>Edgardo Alfonzo, R</b> OBP: 0.163, SLG: 0.152 (1, 4)										4	0	0	0	0	1	6					
<b>Mark Johnson, L</b> (1, 7)										3	0	0	0	1	1	3					
<b>Jay Payton, R</b> OBP: 0.243, SLG: 0.278 (1, 8)										4	0	2	0	0	1	0					
<b>Rey Ordenez, R</b> OBP: 0.268, SLG: 0.275 (1, 6)										4	0	1	0	0	0	2					
<b>Kevin Appier, R</b> (1, 1)										1	0	0	0	0	0	0					
<b>Dennis Cook, L</b> (8, 1)										0	0	0	0	0	0	0					
<b>Darryl Hamilton, L</b> OBP: 0.146, SLG: 0.172 (8, PH)										1	0	0	0	0	1	2					
<b>Jorge Toca, R</b> (8, PH)										0	0	0	0	0	0	0					
<b>Turk Wendell, L</b> (7, 1)										0	0	0	0	0	0	0					
<b>Donne Wall, R</b> (9, 1)										0	0	0	0	0	0	0					
<b>Lenny Harris, L</b> OBP: 0.333, SLG: 0.364 (8, PH)										1	0	0	0	0	0	0					
<b>Inning Stats</b>	R: 0 E: 0 K: 2 S: 14	H: 2 LOB: 3 BB: 1 P: 26	R: 0 E: 0 K: 1 S: 8	H: 0 LOB: 0 BB: 0 P: 11	R: 1 E: 1 K: 1 S: 11	H: 1 LOB: 1 BB: 0 P: 19	R: 0 E: 0 K: 0 S: 10	H: 1 LOB: 2 BB: 1 P: 16	R: 0 E: 0 K: 1 S: 12	H: 2 LOB: 2 BB: 0 P: 18	R: 0 E: 0 K: 0 S: 17	H: 1 LOB: 2 BB: 1 P: 28	R: 0 E: 0 K: 1 S: 8	H: 0 LOB: 0 BB: 0 P: 13	R: 0 E: 0 K: 0 S: 6	H: 0 LOB: 0 BB: 1 P: 12	1B: 4 2B: 3 3B: 0 HR: 0	SF: 0 SAC: 1 DP: 1 HBP: 0	WP: 0 PB: 0 SB: 0 CS: 0	PA: 38	
<b>PITCHER</b>	IP	WLS	BF	H	R	ER	SO	BB	IBB	HBP	BLK	WP	HR	S	P	ERA	WHIP				
<b>Jim Brower, R</b> ERA: (1, 1)	5.2	W	26	6	1	0	4	2	0	0	0	0	0	62	100	0.00	1.412				
<b>Dennys Reyes, L</b> ERA: 4.5 (6, 1)	0.1	H	1	0	0	0	1	0	0	0	0	0	0	3	6	0.00	0.000				
<b>Mark Wohlers, R</b> ERA: 5.79 (7, 1)	1.0	H	5	1	0	0	0	1	0	0	0	0	0	17	28	0.00	2.000				
<b>Scott Sullivan, R</b> ERA: 8.22 (8, 1)	1.0	H	3	0	0	0	1	0	0	0	0	0	0	8	13	0.00	0.000				
<b>Danny Graves, R</b> ERA: (9, 1)	1.0	S	3	0	0	0	0	1	0	0	0	0	0	6	12	0.00	1.000				

**Cincinnati Reds @ New York Mets**  
Shea Stadium, Flushing, NY  
Sun Apr 15 2001, 1:10 PM EDT  
Att: 39,643 - Sunny - 61 F

AB 33  
R 1  
H 7  
RBI 0  
BB 4  
SO 6  
LOB 19

Batter	1	2	3	4	5	6	7	8	9	AB	R	H	RBI	BB	SO	LOB	TOP					
<b>Ronnie Belliard, R</b> (1, 4) OBP: 0.333, SLG: 0.412	F9		G6-3		K		FC6-4			4	0	0	0	0	1	2	<b>Milwaukee Brewers @ Cincinnati Reds</b> Cinergy Field, Cincinnati, OH Tue Apr 17 2001, 7:05 PM EDT Att: 15,729 - Cloudy - 41 F					
<b>Tyler Houston, L</b> (1, 5) OBP: 0.333, SLG: 0.467			G3			F8				3	0	1	0	1	0	0						
<b>James Mouton, R</b> (8, FR) OBP: 0.500, SLG: 1.000										0	0	0	0	0	0	0						
<b>Luis Lopez, S</b> (8, 5) OBP: 0.500, SLG: 0.750	G4-6-3 1B									0	0	0	0	0	0	0						
<b>Geoff Jenkins, L</b> (1, 7) OBP: 0.283, SLG: 0.396	G4-6-3 1-2		P4			F7		K		4	0	0	0	0	1	2						
<b>Richie Sexson, R</b> (1, 3) OBP: 0.356, SLG: 0.449						F6		K		3	0	0	0	1	2	1						
<b>Jeremy Burnitz, L</b> (1, 9) OBP: 0.474, SLG: 0.733										3	2	1	0	1	1	1						
<b>Jeffrey Hammonds, R</b> (1, 8) OBP: 0.366, SLG: 0.413										3	0	1	0	1	0	1						
<b>José Hernández, R</b> (1, 6) OBP: 0.340, SLG: 0.596										3	0	1	1	0	0	1						
<b>Henry Blanco, R</b> (1, 2) OBP: 0.289, SLG: 0.219										2	0	1	0	0	1	2						
<b>Tony Fernandez, S</b> (7, PH) OBP: 0.294, SLG: 0.250										1	0	0	0	0	1	2						
<b>Raul Casanova, S</b> (7, 2) OBP: 0.200, SLG: 0.154										0	0	0	0	0	0	0						
<b>Jeff D'Amico, R</b> (1, 1) OBP: 0.143, SLG: 0.429										2	0	0	0	0	1	2						
<b>Devon White, S</b> (7, PH) OBP: 0.500, SLG: 0.400										0	0	0	0	1	0	0						
<b>Will Cunnane, R</b> (7, 1)										0	0	0	0	0	0	0						
<b>Ray King, L</b> (8, 1)										0	0	0	0	0	0	0						
<b>David Weathers, R</b> (8, 1)										0	0	0	0	0	0	0						
<b>Inning Stats</b>	R: 0 E: 0 K: 0 S: 6	H: 1 LOB: 0 BB: 0 P: 10	R: 1 E: 0 K: 2 S: 15	H: 1 LOB: 2 BB: 2 P: 31	R: 0 E: 0 K: 1 S: 4	H: 0 LOB: 1 BB: 1 P: 5	R: 0 E: 0 K: 1 S: 9	H: 0 LOB: 1 BB: 1 P: 16	R: 0 E: 0 K: 2 S: 8	H: 1 LOB: 0 BB: 0 P: 11	R: 0 E: 0 K: 0 S: 5	H: 0 LOB: 2 BB: 1 P: 8	R: 1 E: 0 K: 1 S: 11	H: 2 LOB: 2 BB: 1 P: 25	R: 0 E: 0 K: 2 S: 9	H: 0 LOB: 1 BB: 1 P: 14	R: 0 E: 0 K: 0 S: 5	H: 0 LOB: 0 BB: 0 P: 10	1B: 5 2B: 1 3B: 0 HR: 0	SF: 0 SAC: 1 DP: 2 HBP: 0	WP: 1 PB: 0 CS: 1	PA: 34
<b>PITCHER</b>	IP	WLS	BF	H	R	ER	SO	BB	IBB	HBP	BLK	WP	HR	S	P	ERA	WHIP					
<b>Elmer Dessens, R</b> (1, 1) ERA: 3.18	6.0		24	5	2	2	5	3	0	0	0	0	0	51	89	3.00	1.333					
<b>John Riedling, R</b> (7, 1) ERA: 3.12	1.0	B	4	0	0	0	1	1	0	0	0	1	0	7	17	0.00	1.000					
<b>Dennys Reyes, L</b> (8, 1) ERA: 4.05	0.2		2	0	0	0	1	1	0	0	0	0	0	6	11	0.00	1.500					
<b>Scott Sullivan, R</b> (8, 1) ERA: 7.88	0.1	W	1	0	0	0	1	0	0	0	0	0	0	3	3	0.00	0.000					
<b>Danny Graves, R</b> (9, 1) ERA:	1.0	S	3	0	0	0	0	0	0	0	0	0	0	5	10	0.00	0.000					

Batter	1	2	3	4	5	6	7	8	9	AB	R	H	RBI	BB	SO	LOB	BOTTOM				
<b>Barry Larkin, R</b> (1, 6) OBP: 0.510, SLG: 0.488	P3		G6-3							4	2	2	1	0	0	1	<b>Milwaukee Brewers @ Cincinnati Reds</b> Cinergy Field, Cincinnati, OH Tue Apr 17 2001, 7:05 PM EDT Att: 15,729 - Cloudy - 41 F				
<b>Michael Tucker, L</b> (1, 8) OBP: 0.368, SLG: 0.486										3	0	1	1	0	0	1					
<b>Dmitri Young, S</b> (1, 7) OBP: 0.300, SLG: 0.500										3	0	0	0	1	0	1					
<b>Sean Casey, L</b> (1, 3) OBP: 0.421, SLG: 0.620										3	0	0	1	1	1	1					
<b>Ruben Rivera, R</b> (8, FR) OBP: 0.375, SLG: 0.364										0	0	0	0	0	0	0					
<b>Alex Ochoa, R</b> (1, 9) OBP: 0.317, SLG: 0.375										4	0	0	0	0	1	3					
<b>Aaron Boone, R</b> (1, 5) OBP: 0.182, SLG: 0.222										3	0	0	0	0	0	0					
<b>Pokey Reese, R</b> (1, 4) OBP: 0.319, SLG: 0.419										3	1	2	0	0	0	0					
<b>Kelly Stinnett, R</b> (1, 2) OBP: 0.379, SLG: 0.250										3	0	1	0	0	1	1					
<b>Elmer Dessens, R</b> (1, 1) ERA: 3.18										2	0	0	0	0	1	2					
<b>John Riedling, R</b> (7, 1) ERA: 3.12										0	0	0	0	0	0	0					
<b>D.T. Cromer, L</b> (7, PH) OBP: 0.265, SLG: 0.250										1	0	0	0	0	1	1					
<b>Dennys Reyes, L</b> (8, 1) ERA: 4.05										0	0	0	0	0	0	0					
<b>Scott Sullivan, R</b> (8, 1) ERA: 7.88										0	0	0	0	0	0	0					
<b>Danny Graves, R</b> (9, 1) ERA:										0	0	0	0	0	0	0					
<b>Inning Stats</b>	R: 0 E: 0 K: 0 S: 10	H: 0 LOB: 0 BB: 0 P: 15	R: 0 E: 0 K: 2 S: 10	H: 0 LOB: 0 BB: 0 P: 16	R: 1 E: 0 K: 1 S: 11	H: 2 LOB: 1 BB: 0 P: 19	R: 0 E: 0 K: 0 S: 8	H: 0 LOB: 0 BB: 0 P: 14	R: 0 E: 0 K: 1 S: 7	H: 0 LOB: 0 BB: 0 P: 11	R: 1 E: 0 K: 0 S: 12	H: 2 LOB: 2 BB: 1 P: 20	R: 0 E: 0 K: 1 S: 6	H: 1 LOB: 1 BB: 0 P: 12	R: 1 E: 0 K: 0 S: 6	H: 1 LOB: 1 BB: 1 P: 12		1B: 4 2B: 2 3B: 0 HR: 0	SF: 0 SAC: 1 DP: 0 HBP: 0	WP: 0 PB: 1 CS: 0	PA: 32
<b>PITCHER</b>	IP	WLS	BF	H	R	ER	SO	BB	IBB	HBP	BLK	WP	HR	S	P	ERA	WHIP				
<b>Jeff D'Amico, R</b> (1, 1) ERA: 3.44	6.0		23	4	2	1	4	0	0	0	0	0	0	58	95	1.50	0.667				
<b>Will Cunnane, R</b> (7, 1) ERA: 3.98	1.0	L	5	2	1	1	1	0	0	0	0	0	0	8	15	9.00	2.000				
<b>Ray King, L</b> (8, 1) ERA: 5.4	0.2		3	0	0	0	0	0	1	0	0	0	0	3	7	0.00	0.000				
<b>David Weathers, R</b> (8, 1) ERA: 2.16	0.1		1	0	0	0	0	0	0	0	0	0	0	1	2	0.00	0.000				

Batter	1	2	3	4	5	6	7	8	9	AB	R	H	RBI	BB	SO	LOB	TOP					
Darryl Hamilton, L OBP: 0.208, SLG: 0.233	F8		F7		G6-3		1B 2B		G6-3	5	1	1	0	0	0	0						
Edgardo Alfonso, R OBP: 0.180, SLG: 0.224	2B			E		G1-3	P5			4	1	2	0	0	0	1						
Todd Zeile, R OBP: 0.344, SLG: 0.400	G6-4-3 BB			E6 G4-6-3 BB 1B		1B 2B				3	2	3	1	1	0	0						
Robin Ventura, L OBP: 0.431, SLG: 0.491 Turk Wendell, L	G6-4-3			G4-6-3 BB		1B 31 E			G6-3	3	1	1	0	1	0	3						
Todd Pratt, R				G4-6-3		31 E 1B BB			K	3	0	0	0	1	2	2						
Jay Payton, R OBP: 0.226, SLG: 0.240	G5-3			1B		31 E 1B			G5-3	4	0	2	2	0	0	0						
Tsuyoshi Shinjo, R OBP: 0.327, SLG: 0.400 Brian Rose, R	F4			G5-3		E3 G6-4-3			G4-3	2	0	0	0	0	0	1	AB 34					
31 Mike Piazza, R OBP: 0.429, SLG: 0.625 Donne Wall, R						1-2 2-3 3-H				1	0	0	1	0	0	2	R 5					
Lenny Harris, L OBP: 0.235, SLG: 0.250						1-2 2-3 3-H				0	0	0	0	0	0	0	H 9					
Rey Ordóñez, R OBP: 0.309, SLG: 0.294			F8		F7	G6-4-3			F8	4	0	0	0	0	0	3	RBI 4					
Al Leiter, L			K						G4-3	1	0	0	0	0	1	0	BB 3					
Mark Johnson, L OBP: 0.200, SLG: 0.111										3	0	0	0	0	1	0	SO 4					
																	LOB 12					
<b>Inning Stats</b>	R: 0 E: 0 K: 0 S: 5	H: 1 LOB: 1 BB: 1 P: 14	R: 0 E: 0 K: 1 S: 10	H: 0 LOB: 0 BB: 0 P: 17	R: 0 E: 0 K: 1 S: 9	H: 0 LOB: 0 BB: 0 P: 10	R: 2 E: 1 K: 0 S: 15	H: 3 LOB: 1 BB: 1 P: 23	R: 0 E: 0 K: 1 S: 7	H: 0 LOB: 0 BB: 0 P: 9	R: 2 E: 1 K: 0 S: 16	H: 3 LOB: 2 BB: 1 P: 27	R: 1 E: 0 K: 0 S: 8	H: 2 LOB: 1 BB: 0 P: 13	R: 0 E: 0 K: 1 S: 8	H: 0 LOB: 0 BB: 0 P: 9	R: 0 E: 0 K: 0 S: 7	H: 0 LOB: 0 BB: 0 P: 11	1B: 5 2B: 4 3B: 0 HR: 0	SF: 0 SAC: 0 DP: 3 HBP: 0	WP: 0 PB: 0 SB: 0 CS: 0	PA: 37
<b>PITCHER</b>	IP WLS BF H R ER SO BB IBB HBP BLK WP HR S P ERA WHIP																					
Oswaldo Fernandez, R ERA: 4.84	(1, 1)	6.0 W 26 7 4 4 3 3 0 0 0 0 0 0 62 100 6.00 1.667																				
Jim Brower, R ERA: 1.04	(7, 1)	3.0 S 11 2 1 1 1 0 0 0 0 0 0 0 23 33 3.00 0.667																				

New York Mets @ Cincinnati Reds  
Cinergy Field, Cincinnati, OH  
Fri Apr 20 2001, 7:05 PM EDT  
Att: 26,557 - Cloudy - 64 F



Batter	1	2	3	4	5	6	7	8	9	AB	R	H	RBI	BB	SO	LOB	BOTTOM			
Barry Larkin, R OBP: 0.492, SLG: 0.531	K			FC1-6 1B				F3		3	1	1	4	2	1	0				
Donnie Sadler, R OBP: 0.227, SLG: 0.190	F3			FC1-6 1B				K		5	0	1	0	0	1	3				
Dmitri Young, S OBP: 0.314, SLG: 0.469 Ruben Rivera, R OBP: 0.360, SLG: 0.348	L7			FC1-6 1B				G3-1		5	0	1	0	0	0	2				
Sean Casey, L OBP: 0.394, SLG: 0.552				L3				G3-1		3	1	0	0	0	0	3				
Alex Ochoa, R OBP: 0.348, SLG: 0.393								1B 2B		3	3	3	0	1	0	0				
Aaron Boone, R OBP: 0.254, SLG: 0.367								G4-6-3		3	2	2	2	0	0	2				
Pokey Reese, R OBP: 0.309, SLG: 0.392								L8		4	1	1	1	0	1	2	AB 34			
Jason LaRue, R OBP: 0.333, SLG: 0.500								K		4	1	2	2	0	2	0	R 9			
Oswaldo Fernandez, R Jim Brower, R								K		4	1	2	2	0	2	0	H 11			
								K		3	0	0	0	0	1	5	RBI 9			
								K		1	0	0	0	0	1	0	BB 3			
																	SO 7			
																	LOB 17			
<b>Inning Stats</b>	R: 0 E: 0 K: 1 S: 7	H: 0 LOB: 0 BB: 0 P: 10	R: 6 E: 0 K: 1 S: 14	H: 4 LOB: 0 BB: 0 P: 22	R: 2 E: 0 K: 1 S: 21	H: 2 LOB: 0 BB: 0 P: 32	R: 0 E: 0 K: 0 S: 7	H: 1 LOB: 2 BB: 1 P: 14	R: 1 E: 0 K: 0 S: 13	H: 3 LOB: 3 BB: 1 P: 24	R: 0 E: 0 K: 0 S: 10	H: 1 LOB: 1 BB: 1 P: 19	R: 0 E: 0 K: 3 S: 11	H: 0 LOB: 0 BB: 0 P: 12	R: 0 E: 0 K: 1 S: 6	H: 0 LOB: 0 BB: 0 P: 7	1B: 8 2B: 1 3B: 0 HR: 2	SF: 0 SAC: 0 DP: 1 HBP: 2	WP: 0 PB: 0 SB: 0 CS: 0	PA: 39
<b>PITCHER</b>	IP WLS BF H R ER SO BB IBB HBP BLK WP HR S P ERA WHIP																			
Al Leiter, L ERA: 5.87	(1, 1)	3.0 L 17 6 8 8 3 0 0 0 0 0 0 0 20 64 4.50 2.000																		
Brian Rose, R ERA: 4.15	(4, 1)	2.0 12 4 1 1 0 1 1 0 0 0 0 0 20 38 4.50 2.500																		
Donne Wall, R ERA: 3.38	(6, 1)	1.0 4 1 0 0 0 1 0 0 0 0 0 0 10 19 0.00 2.000																		
Turk Wendell, R ERA: 0.96	(7, 1)	2.0 6 0 0 0 4 0 0 0 0 0 0 0 19 0.00 0.000																		

New York Mets @ Cincinnati Reds  
Cinergy Field, Cincinnati, OH  
Fri Apr 20 2001, 7:05 PM EDT  
Att: 26,557 - Cloudy - 64 F





Batter	1	2	3	4	5	6	7	8	9	AB	R	H	RBI	BB	SO	LOB	TOP		
Jay Payton, R OBP: 0.207, SLG: 0.218 (1, 8)										5	1	0	1	0	1	2			
Eduardo Alfonso, R OBP: 0.182, SLG: 0.238 (1, 4)										5	1	1	1	0	0	0			
31 Mike Piazza, R OBP: 0.400, SLG: 0.577 (1, 2)										4	0	0	0	0	1	3			
Robin Ventura, L OBP: 0.435, SLG: 0.500 (1, 5)										3	0	1	0	1	1	0			
Todd Zeile, R OBP: 0.338, SLG: 0.390 (1, 3)										4	1	1	2	0	0	1			
Tsuyoshi Shinjo, R OBP: 0.321, SLG: 0.408 (1, 9)										4	0	1	1	0	1	2			
Darryl Hamilton, L OBP: 0.212, SLG: 0.234 (1, 7)										4	1	1	0	0	0	1			
Rey Ordenez, R OBP: 0.305, SLG: 0.327 (1, 6)										4	0	1	0	0	0	2			
Kevin Appier, R (1, 1)										3	1	0	0	0	1	2			
Dennis Cook, L (7, 1)										0	0	0	0	0	0	0			
John Franco, L (8, 1)										0	0	0	0	0	0	0			
Lenny Harris, L (9, PH)										1	0	0	0	0	0	0			
Armando Benitez, R (9, 1)										0	0	0	0	0	0	0			
<b>Inning Stats</b>	R: 0 E: 0 K: 0 S: 8	H: 0 LOB: 0 BB: 0 P: 9	R: 0 E: 0 K: 0 S: 7	H: 3 LOB: 2 BB: 1 P: 9	R: 4 E: 2 K: 2 S: 26	H: 3 LOB: 2 BB: 1 P: 40	R: 0 E: 0 K: 2 S: 9	H: 1 LOB: 1 BB: 0 P: 12	R: 0 E: 0 K: 0 S: 12	H: 0 LOB: 0 BB: 0 P: 16	R: 0 E: 1 K: 0 S: 8	H: 0 LOB: 1 BB: 0 P: 14	R: 1 E: 1 K: 1 S: 12	H: 1 LOB: 1 BB: 0 P: 18	R: 0 E: 0 K: 0 S: 7	H: 0 LOB: 0 BB: 0 P: 9	1B: 2 2B: 3 3B: 1 HR: 0	SF: 0 SAC: 0 DP: 0 HBP: 0	WP: 0 PA: 38 PB: 0 SB: 1 CS: 0
<b>PITCHER</b>	IP WLS BF H R ER SO BB IBB HBP BLK WP HR S P ERA WHIP																		
Chris Reitsma, R (1, 1)	7.0 L 30 5 4 0 4 0 1 0 0 0 0 0 77 112 0.00 0.714																		
Scott Sullivan, R (8, 1)	1.0 5 1 1 0 1 0 0 0 0 0 0 0 12 18 0.00 1.000																		
John Riedling, R (9, 1)	1.0 3 0 0 0 0 0 0 0 0 0 0 0 7 9 0.00 0.000																		

New York Mets @ Cincinnati Reds  
Cinergy Field, Cincinnati, OH  
Sat Apr 21 2001, 1:15 PM EDT  
Att: 28,135 - Cloudy - 65 F

AB 37  
R 5  
H 6  
RBI 5  
BB 1  
SO 5  
LOB 13



Batter	1	2	3	4	5	6	7	8	9	AB	R	H	RBI	BB	SO	LOB	BOTTOM				
Barry Larkin, R OBP: 0.462, SLG: 0.491 (1, 6)										4	0	0	0	0	1	1					
Michael Tucker, L OBP: 0.304, SLG: 0.395 (1, 7)										4	0	0	0	0	2	0					
Alex Ochoa, R OBP: 0.343, SLG: 0.385 (1, 9)										4	0	1	0	0	0	0					
Jim Brower, R OBP: 0.250, SLG: 0.250 (6, PR)										0	0	0	0	0	0	0					
John Riedling, R (9, 1)										0	0	0	0	0	0	0					
Sean Casey, L OBP: 0.386, SLG: 0.581 (1, 3)										4	1	1	1	0	1	1					
Aaron Boone, R OBP: 0.254, SLG: 0.359 (1, 5)										4	1	1	0	0	1	0					
Ruben Rivera, R OBP: 0.414, SLG: 0.385 (1, 8)										3	0	2	0	1	0	0					
Pokey Reese, R OBP: 0.305, SLG: 0.382 (1, 4)										4	0	1	1	0	0	2					
Kelly Stinnett, R OBP: 0.389, SLG: 0.300 (1, 2)										3	0	1	0	0	0	1					
Ken Griffey Jr., L (9, PH)										1	0	0	0	0	0	2					
Chris Reitsma, R (1, 1)										2	0	1	0	0	1	1					
Dmitri Young, S (7, PH)										1	0	0	0	0	0	2					
Scott Sullivan, R (8, 1)										0	0	0	0	0	0	0					
Donnie Sadler, R (9, 7)										1	0	0	0	0	1	2					
<b>Inning Stats</b>	R: 0 E: 0 K: 0 S: 7	H: 3 LOB: 1 BB: 0 P: 8	R: 2 E: 0 K: 1 S: 17	H: 3 LOB: 1 BB: 0 P: 24	R: 0 E: 0 K: 1 S: 7	H: 0 LOB: 0 BB: 0 P: 10	R: 0 E: 0 K: 0 S: 5	H: 0 LOB: 0 BB: 0 P: 6	R: 0 E: 0 K: 1 S: 6	H: 1 LOB: 1 BB: 0 P: 11	R: 0 E: 0 K: 1 S: 7	H: 0 LOB: 0 BB: 0 P: 9	R: 0 E: 0 K: 1 S: 13	H: 1 LOB: 2 BB: 1 P: 22	R: 0 E: 1 K: 2 S: 11	H: 1 LOB: 1 BB: 0 P: 19	R: 0 E: 0 K: 1 S: 12	H: 2 LOB: 2 BB: 0 P: 17	1B: 7 2B: 0 3B: 0 HR: 1	SF: 0 SAC: 0 DP: 0 HBP: 0	WP: 2 PA: 36 PB: 0 SB: 0 CS: 0
<b>PITCHER</b>	IP WLS BF H R ER SO BB IBB HBP BLK WP HR S P ERA WHIP																				
Kevin Appier, R (1, 1)	6.2 W 26 5 2 2 2 4 0 0 0 0 1 0 4 7 0.00 0.900																				
Dennis Cook, L (7, 1)	0.1 H 1 0 0 0 0 0 0 0 0 0 1 0 4 7 0.00 0.000																				
John Franco, L (8, 1)	1.0 H 4 1 0 0 2 0 0 0 0 0 0 0 11 19 0.00 1.000																				
Armando Benitez, R (9, 1)	1.0 S 5 2 0 0 1 0 0 0 0 0 0 0 12 17 0.00 2.000																				

New York Mets @ Cincinnati Reds  
Cinergy Field, Cincinnati, OH  
Sat Apr 21 2001, 1:15 PM EDT  
Att: 28,135 - Cloudy - 65 F

AB 35  
R 2  
H 8  
RBI 2  
BB 1  
SO 7  
LOB 12












Batter	1	2	3	4	5	6	7	8	9	AB	R	H	RBI	BB	SO	LOB	TOP								
Barry Larkin, R OBP: 0.478, SLG: 0.493	1-2 2B 1B	3-2 F2		4-1 BB		1-0 G6-3		4-0 2B IBB	1-0 G1-3	4	2	1	0	2	0	1									
Michael Tucker, L OBP: 0.359, SLG: 0.492	1-1 1B 2B	3-2 G6-3		2-3 K		2-3 K		1-0 2B 2B		4	2	2	1	0	2	2									
Ruben Rivera, R OBP: 0.386, SLG: 0.537	1-0 2B 1B	2-0 G6-3		1-3 K			1-1 F8	0-0 1B 2B		5	2	2	3	0	1	2									
Dmitri Young, S OBP: 0.340, SLG: 0.460	2-1 2B 1B	3-H G4-3			0-0 2B 1B		1-0 F8	4-0 1B IBB		4	1	2	1	1	0	0									
Sean Casey, L OBP: 0.409, SLG: 0.561	1-2 2B 1B									0	0	0	0	0	0	0									
Dennys Reyes, R										0	0	0	0	0	0	0									
Danny Graves, R										0	0	0	0	0	0	0									
Alex Ochoa, R OBP: 0.353, SLG: 0.392	0-3 K		0-1 L3		0-1 2B		0-2 G4-3	2-0 1B 1B		5	0	2	1	0	1	2									
Aaron Boone, R OBP: 0.286, SLG: 0.376	0-1 2B 2B		1-0 G1-3		1-2 F2			1-3 E6 1B		5	2	2	2	0	0	2									
Pokey Reese, R OBP: 0.297, SLG: 0.371	1-2 2B		1-2 P4		1-3 K			1-1 1B 2B 1B	2-2 G6-3	5	1	2	1	0	1	2									
Kelly Stinnett, R OBP: 0.408, SLG: 0.405	1-2 P6		0-0 SH2-4 1B		3-3 K			0-0 2B 1B	3-1 1B	5	1	3	1	0	1	3									
Chris Reitsma, R OBP: 0.273, SLG: 0.200	0-3 K		0-0 SH2-4			1-3 K		3-3 K 1B	3-3 K	1	0	0	0	0	1	1									
Hector Mercado, L										1	0	0	0	0	1	0									
Ken Griffey Jr., L										1	0	0	0	0	1	2									
Donnie Sadler, R OBP: 0.192, SLG: 0.160										1	0	0	0	0	1	1									
<b>Inning Stats</b>	R: 5 E: 0 K: 2 S: 25	H: 6 LOB: 1 BB: 0 P: 32	R: 1 E: 0 K: 0 S: 10	H: 1 LOB: 0 BB: 0 P: 19	R: 0 E: 0 K: 0 S: 6	H: 0 LOB: 0 BB: 0 P: 8	R: 0 E: 0 K: 2 S: 9	H: 1 LOB: 2 BB: 1 P: 16	R: 0 E: 0 K: 2 S: 14	H: 2 LOB: 2 BB: 0 P: 19	R: 0 E: 0 K: 0 S: 7	H: 0 LOB: 0 BB: 0 P: 11	R: 0 E: 0 K: 0 S: 6	H: 0 LOB: 0 BB: 0 P: 8	R: 6 E: 1 K: 1 S: 11	H: 6 LOB: 2 BB: 2 P: 26	R: 0 E: 0 K: 1 S: 11	H: 1 LOB: 1 BB: 0 P: 19	1B: 10 2B: 6 3B: 1 HR: 0	SF: 0 SAC: 1 DP: 0 HBP: 0	WP: 0 PB: 0 SB: 1 CS: 0	PA: 46			
<b>PITCHER</b>	IP WLS BF H R ER SO BB IBB HBP BLK WP HR S P ERA WHIP	IP WLS BF H R ER SO BB IBB HBP BLK WP HR S P ERA WHIP	IP WLS BF H R ER SO BB IBB HBP BLK WP HR S P ERA WHIP	IP WLS BF H R ER SO BB IBB HBP BLK WP HR S P ERA WHIP	IP WLS BF H R ER SO BB IBB HBP BLK WP HR S P ERA WHIP	IP WLS BF H R ER SO BB IBB HBP BLK WP HR S P ERA WHIP	IP WLS BF H R ER SO BB IBB HBP BLK WP HR S P ERA WHIP	IP WLS BF H R ER SO BB IBB HBP BLK WP HR S P ERA WHIP	IP WLS BF H R ER SO BB IBB HBP BLK WP HR S P ERA WHIP	IP WLS BF H R ER SO BB IBB HBP BLK WP HR S P ERA WHIP	IP WLS BF H R ER SO BB IBB HBP BLK WP HR S P ERA WHIP	IP WLS BF H R ER SO BB IBB HBP BLK WP HR S P ERA WHIP	IP WLS BF H R ER SO BB IBB HBP BLK WP HR S P ERA WHIP	IP WLS BF H R ER SO BB IBB HBP BLK WP HR S P ERA WHIP	IP WLS BF H R ER SO BB IBB HBP BLK WP HR S P ERA WHIP	IP WLS BF H R ER SO BB IBB HBP BLK WP HR S P ERA WHIP	IP WLS BF H R ER SO BB IBB HBP BLK WP HR S P ERA WHIP	IP WLS BF H R ER SO BB IBB HBP BLK WP HR S P ERA WHIP	IP WLS BF H R ER SO BB IBB HBP BLK WP HR S P ERA WHIP	IP WLS BF H R ER SO BB IBB HBP BLK WP HR S P ERA WHIP	IP WLS BF H R ER SO BB IBB HBP BLK WP HR S P ERA WHIP	IP WLS BF H R ER SO BB IBB HBP BLK WP HR S P ERA WHIP	IP WLS BF H R ER SO BB IBB HBP BLK WP HR S P ERA WHIP	IP WLS BF H R ER SO BB IBB HBP BLK WP HR S P ERA WHIP	IP WLS BF H R ER SO BB IBB HBP BLK WP HR S P ERA WHIP

Cincinnati Reds @ Colorado Rockies  
Coors Field, Denver, CO  
Fri Apr 27 2001, 7:05 PM MDT  
Att: 44,502 - Sunny - 71 F


AB 42  
R 12  
H 17  
RBI 12  
BB 3  
SO 10  
LOB 18



Batter	1	2	3	4	5	6	7	8	9	AB	R	H	RBI	BB	SO	LOB	BOTTOM								
Juan Pierre, L OBP: 0.400, SLG: 0.397	3-2 2B 1B	0-1 G4-3		1-0 E 2B 2B	1-2 G6-3			0-0 B1-3		5	2	2	1	0	0	0									
Todd Walker, L OBP: 0.371, SLG: 0.583	0-0 1B 2B	1-0 3B		1-1 E6 2B		0-1 17 1B E 2B		2-3 K		5	2	3	1	0	1	1									
Larry Walker, L OBP: 0.446, SLG: 0.889	1-1 17 1B SF9	0-0 F7		3-1 G4-3 1B 2B		4-2 F8 17 E BB		1-1 FC5-4 2B		4	1	3	2	1	0	1									
17 Todd Helton, L OBP: 0.406, SLG: 0.632	0-0 2B 1B		0-0 G6-3	4-1 G4-3 BB		1-1 E7 1B		4-2 FC5-4 BB		3	1	2	0	2	0	0									
Greg Norton, S OBP: 0.360, SLG: 0.636	1-2 SF9		0-2 F7	1-1 G4-3		1-1 F8		0-0 FC5-4		4	0	0	1	0	0	6									
Todd Hollandsworth, L OBP: 0.439, SLG: 0.760	1-1 2B 2B		0-2 G5-3	4-1 BB		0-3 K2-5-2		1-2 2-3		4	1	1	0	1	1	2									
Neifi Perez, S OBP: 0.463, SLG: 0.692	3-2 2B						0-2 F9		3-2 G4-3	5	1	2	2	0	1	3									
Brent Mayne, L OBP: 0.375, SLG: 0.392	1-2 G1-3			1-0 SH5-4 2B 1B	0-2 F9		1-0 F7		1-1 G4-3	5	1	1	1	0	0	1									
Pedro Astacio, R OBP: 0.077, SLG: 0.077										2	0	0	0	0	0	0									
Mark Little, R OBP: 0.235, SLG: 0.235										1	0	0	0	0	0	0									
Juan Acevedo, R										0	0	0	0	0	0	0									
Mike Myers, L										0	0	0	0	0	0	0									
Jose Jimenez, R										0	0	0	0	0	0	0									
<b>Inning Stats</b>	R: 4 E: 0 K: 0 S: 19	H: 6 LOB: 1 BB: 0 P: 30	R: 0 E: 0 K: 0 S: 5	H: 1 LOB: 1 BB: 0 P: 6	R: 0 E: 0 K: 0 S: 9	H: 0 LOB: 0 BB: 0 P: 9	R: 4 E: 1 K: 1 S: 16	H: 4 LOB: 3 BB: 2 P: 33	R: 0 E: 0 K: 0 S: 9	H: 0 LOB: 0 BB: 0 P: 10	R: 1 E: 1 K: 1 S: 12	H: 2 LOB: 2 BB: 1 P: 18	R: 0 E: 0 K: 0 S: 8	H: 0 LOB: 0 BB: 0 P: 12	R: 0 E: 0 K: 1 S: 10	H: 1 LOB: 2 BB: 1 P: 17	R: 0 E: 0 K: 0 S: 7	H: 0 LOB: 0 BB: 0 P: 11	1B: 5 2B: 8 3B: 2 HR: 0	SF: 1 SAC: 1 DP: 1 HBP: 0	WP: 0 PB: 0 SB: 0 CS: 0	PA: 44			
<b>PITCHER</b>	IP WLS BF H R ER SO BB IBB HBP BLK WP HR S P ERA WHIP	IP WLS BF H R ER SO BB IBB HBP BLK WP HR S P ERA WHIP	IP WLS BF H R ER SO BB IBB HBP BLK WP HR S P ERA WHIP	IP WLS BF H R ER SO BB IBB HBP BLK WP HR S P ERA WHIP	IP WLS BF H R ER SO BB IBB HBP BLK WP HR S P ERA WHIP	IP WLS BF H R ER SO BB IBB HBP BLK WP HR S P ERA WHIP	IP WLS BF H R ER SO BB IBB HBP BLK WP HR S P ERA WHIP	IP WLS BF H R ER SO BB IBB HBP BLK WP HR S P ERA WHIP	IP WLS BF H R ER SO BB IBB HBP BLK WP HR S P ERA WHIP	IP WLS BF H R ER SO BB IBB HBP BLK WP HR S P ERA WHIP	IP WLS BF H R ER SO BB IBB HBP BLK WP HR S P ERA WHIP	IP WLS BF H R ER SO BB IBB HBP BLK WP HR S P ERA WHIP	IP WLS BF H R ER SO BB IBB HBP BLK WP HR S P ERA WHIP	IP WLS BF H R ER SO BB IBB HBP BLK WP HR S P ERA WHIP	IP WLS BF H R ER SO BB IBB HBP BLK WP HR S P ERA WHIP	IP WLS BF H R ER SO BB IBB HBP BLK WP HR S P ERA WHIP	IP WLS BF H R ER SO BB IBB HBP BLK WP HR S P ERA WHIP	IP WLS BF H R ER SO BB IBB HBP BLK WP HR S P ERA WHIP	IP WLS BF H R ER SO BB IBB HBP BLK WP HR S P ERA WHIP	IP WLS BF H R ER SO BB IBB HBP BLK WP HR S P ERA WHIP	IP WLS BF H R ER SO BB IBB HBP BLK WP HR S P ERA WHIP	IP WLS BF H R ER SO BB IBB HBP BLK WP HR S P ERA WHIP	IP WLS BF H R ER SO BB IBB HBP BLK WP HR S P ERA WHIP	IP WLS BF H R ER SO BB IBB HBP BLK WP HR S P ERA WHIP	IP WLS BF H R ER SO BB IBB HBP BLK WP HR S P ERA WHIP

Cincinnati Reds @ Colorado Rockies  
Coors Field, Denver, CO  
Fri Apr 27 2001, 7:05 PM MDT  
Att: 44,502 - Sunny - 71 F

AB 38  
R 9  
H 14  
RBI 8  
BB 4  
SO 3  
LOB 14





Batter	1	2	3	4	5	6	7	8	9	AB	R	H	RBI	BB	SO	LOB	TOP									
<b>Donnie Sadler, R</b> OBP: 0.226, SLG: 0.300 (1, 6)										5	1	2	2	0	0	3	<b>Cincinnati Reds @ Colorado Rockies</b> Coors Field, Denver, CO Sun Apr 29 2001, 1:05 PM MDT Att: 47,047 - Cloudy - 78 F									
<b>Michael Tucker, L</b> OBP: 0.360, SLG: 0.479 (1, 8) (2, 7)										4	0	1	0	1	1	1										
<b>Dmitri Young, S</b> OBP: 0.333, SLG: 0.433 (1, 7) (2, 3)										4	0	1	0	1	1	1										
<b>Sean Casey, L</b> OBP: 0.421, SLG: 0.561 <b>Ruben Rivera, R</b> OBP: 0.377, SLG: 0.490 (2, PR) (2, 8)										0	0	0	0	0	0	0										
<b>Alex Ochoa, R</b> OBP: 0.368, SLG: 0.409 (1, 9)										5	1	1	0	0	2	5										
<b>Aaron Boone, R</b> OBP: 0.320, SLG: 0.436 (1, 5)										5	2	4	3	0	1	0										
<b>Pokey Reese, R</b> OBP: 0.325, SLG: 0.403 (1, 4)										4	1	2	0	1	2	2										
<b>Jason LaRue, R</b> OBP: 0.438, SLG: 0.615 <b>John Riedling, R</b> <b>Mark Wohlers, R</b> <b>Juan Castro, R</b> OBP: 0.308, SLG: 0.346 (9, PH)										3	0	1	0	1	1	3										
<b>Jim Brower, R</b> OBP: 0.333, SLG: 0.444 <b>Hector Mercado, L</b> <b>Kelly Stinnett, R</b> OBP: 0.412, SLG: 0.395 (7, PH)										3	1	1	2	0	2	3										
<b>Inning Stats</b>	R: 0 E: 0 K: 0 S: 6	H: 0 LOB: 0 BB: 0 P: 9	R: 3 E: 0 K: 3 S: 14	H: 2 LOB: 1 BB: 0 P: 21	R: 0 E: 0 K: 1 S: 7	H: 0 LOB: 1 BB: 1 P: 12	R: 0 E: 0 K: 2 S: 13	H: 1 LOB: 2 BB: 1 P: 22	R: 0 E: 0 K: 2 S: 15	H: 1 LOB: 2 BB: 0 P: 26	R: 4 E: 0 K: 2 S: 22	H: 6 LOB: 2 BB: 0 P: 26	R: 0 E: 0 K: 1 S: 16	H: 2 LOB: 2 BB: 1 P: 23	R: 0 E: 0 K: 0 S: 6	H: 1 LOB: 1 BB: 0 P: 9		R: 0 E: 0 K: 0 S: 12	H: 1 LOB: 1 BB: 1 P: 21	1B: 10 2B: 2 3B: 0 HR: 2	SF: 0 SAC: 0 DP: 2 HBP: 1	WP: 0 PB: 0 SB: 3 CS: 0	PA: 45			
<b>PITCHER</b>	IP	WLS	BF	H	R	ER	SO	BB	IBB	HBP	BLK	WP	HR	S	P	ERA		WHIP								
<b>Shawn Chacon, R</b> ERA: 11.81	5.1		29	9	7	7	8	2	1	1	0	0	2	68	106	11.81		2.062								
<b>John Wasdin, R</b> ERA: 7.15	0.2	W	3	1	0	0	2	0	0	0	0	0	0	9	10	0.00		1.500								
<b>Gabe White, L</b> ERA: 6.35	1.2	H	8	3	0	0	1	1	0	0	0	0	0	20	30	0.00	2.400									
<b>Jose Jimenez, R</b> ERA: 5.4	1.1	S	5	1	0	0	0	1	0	0	0	0	0	14	23	0.00	1.500									

Batter	1	2	3	4	5	6	7	8	9	AB	R	H	RBI	BB	SO	LOB	BOTTOM									
<b>Todd Walker, L</b> OBP: 0.384, SLG: 0.602 (1, 4)										5	2	2	0	1	2	2	<b>Cincinnati Reds @ Colorado Rockies</b> Coors Field, Denver, CO Sun Apr 29 2001, 1:05 PM MDT Att: 47,047 - Cloudy - 78 F									
<b>Nefti Perez, S</b> OBP: 0.480, SLG: 0.660 (1, 6)										5	2	3	2	0	0	1										
<b>Larry Walker, L</b> OBP: 0.446, SLG: 0.852 (1, 9)										4	2	2	3	1	0	1										
<b>17 Todd Helton, L</b> OBP: 0.410, SLG: 0.607 (1, 3)										4	1	3	1	1	0	2										
<b>Greg Norton, S</b> OBP: 0.303, SLG: 0.500 <b>Gabe White, L</b> <b>Juan Pierre, L</b> OBP: 0.408, SLG: 0.406 (8, 8)										4	0	1	1	0	0	2										
<b>Todd Hollandsworth, L</b> OBP: 0.428, SLG: 0.726 (1, 8) (8, 7)										5	2	2	0	0	1	3										
<b>Ron Gant, R</b> OBP: 0.367, SLG: 0.571 <b>Jose Jimenez, R</b> (8, 1)										3	2	1	0	1	1	0										
<b>Brent Mayne, L</b> OBP: 0.387, SLG: 0.411 (1, 2)										4	1	3	1	0	0	0										
<b>Shawn Chacon, R</b> <b>John Wasdin, R</b> <b>Terry Shumpert, R</b> OBP: 0.344, SLG: 0.231 (6, PH) (7, 5)										2	0	0	0	0	1	1										
<b>Inning Stats</b>	R: 1 E: 0 K: 1 S: 8	H: 2 LOB: 1 BB: 0 P: 15	R: 0 E: 0 K: 0 S: 8	H: 0 LOB: 0 BB: 0 P: 13	R: 0 E: 0 K: 1 S: 7	H: 1 LOB: 1 BB: 0 P: 12	R: 0 E: 0 K: 0 S: 7	H: 1 LOB: 1 BB: 0 P: 12	R: 2 E: 0 K: 1 S: 11	H: 3 LOB: 2 BB: 1 P: 18	R: 6 E: 0 K: 1 S: 25	H: 7 LOB: 0 BB: 0 P: 41	R: 1 E: 0 K: 0 S: 6	H: 1 LOB: 0 BB: 1 P: 15	R: 4 E: 1 K: 2 S: 18	H: 3 LOB: 2 BB: 2 P: 34		1B: 15 2B: 3 3B: 0 HR: 0	SF: 1 SAC: 0 DP: 2 HBP: 1	WP: 1 PB: 0 SB: 2 CS: 0	PA: 46					
<b>PITCHER</b>	IP	WLS	BF	H	R	ER	SO	BB	IBB	HBP	BLK	WP	HR	S	P	ERA		WHIP								
<b>Jim Brower, R</b> ERA: 5.31	5.2		27	9	6	6	3	1	0	0	0	0	0	52	90	9.53		1.765								
<b>Hector Mercado, L</b> ERA: 4.91	0.1	L	6	5	3	3	1	0	0	0	0	0	0	14	19	81.00		15.000								
<b>John Riedling, R</b> ERA: 3.77	1.1		7	1	3	3	0	3	0	0	0	0	0	11	29	20.25	3.000									
<b>Mark Wohlers, R</b> ERA: 4.91	0.2		6	3	2	1	2	0	0	0	0	0	0	13	20	13.50	4.500									





Batter	1	2	3	4	5	6	7	8	9	AB	R	H	RBI	BB	SO	LOB	TOP					
Tom Goodwin, L OBP: 0.222, SLG: 0.303										5	0	0	0	0	1	1						
Mark Crudzielanek, R OBP: 0.330, SLG: 0.517										5	1	1	0	0	0	0						
Gary Sheffield, R OBP: 0.442, SLG: 0.616										5	1	4	0	0	0	1						
Shawn Green, L OBP: 0.358, SLG: 0.541										5	2	1	0	0	0	4						
Eric Karros, R OBP: 0.313, SLG: 0.435										4	2	3	2	0	0	2						
Dave Hansen, L OBP: 0.400, SLG: 0.500										3	0	1	3	1	0	2						
Angel Pena, R OBP: 0.167, SLG: 0.174										3	0	1	1	0	2	3	AB 37					
Alex Cora, L OBP: 0.276, SLG: 0.362										3	0	0	0	1	1	1	R 6					
Eric Gambe, R OBP: 0.081, SLG: 0.187										1	0	0	0	0	0	0	H 11					
Hiram Escobar, R OBP: 0.333, SLG: 0.472										0	0	0	0	0	0	0	RBI 6					
Jose Nunez, L OBP: 0.255, SLG: 0.254										0	0	0	0	0	0	0	BB 2					
Gregg Olson, R OBP: 0.306, SLG: 0.443										0	0	0	0	0	0	0	SO 5					
Marquis Grissom, R OBP: 0.245, SLG: 0.234										0	0	0	0	0	0	0	LOB 18					
Matt Herges, L OBP: 0.245, SLG: 0.234										0	0	0	0	0	0	0						
Chris Donnels, L OBP: 0.245, SLG: 0.234										0	0	0	0	0	0	0						
Terry Adams, R OBP: 0.245, SLG: 0.234										0	0	0	0	0	0	0						
<b>Inning Stats</b>	R: 0 E: 0 K: 1 S: 6	H: 1 LOB: 1 BB: 0 P: 10	R: 1 E: 0 K: 0 S: 9	H: 1 LOB: 0 BB: 0 P: 17	R: 0 E: 0 K: 0 S: 11	H: 0 LOB: 0 BB: 0 P: 14	R: 0 E: 1 K: 0 S: 7	H: 1 LOB: 1 BB: 0 P: 11	R: 0 E: 0 K: 1 S: 9	H: 1 LOB: 1 BB: 0 P: 13	R: 2 E: 0 K: 2 S: 19	H: 3 LOB: 3 BB: 2 P: 34	R: 3 E: 1 K: 1 S: 16	H: 3 LOB: 1 BB: 0 P: 21	R: 0 E: 0 K: 0 S: 6	H: 0 LOB: 0 BB: 0 P: 9	R: 0 E: 0 K: 0 S: 4	H: 1 LOB: 0 BB: 0 P: 4	1B: 8 2B: 3 3B: 0 HR: 0	SF: 1 SAC: 0 DP: 2 HBP: 0	WP: 0 PB: 0 SB: 0 CS: 0	PA: 40
<b>PITCHER</b>	IP WLS BF H R ER SO BB IBB HBP BLK WP HR S P ERA WHIP																					
Oswaldo Fernandez, R ERA: 5.23	(1, 1) 5.1 23 7 3 3 2 0 0 0 0 0 0 0 49 76 5.06 1.312																					
Dennis Reyes, L ERA: 2.13	(6, 1) 0.2 H 4 0 0 0 2 2 0 0 0 0 0 0 12 23 0.00 3.000																					
Mark Wohlers, R ERA: 4.5	(7, 1) 1.0 W 7 3 3 0 1 0 0 0 0 0 0 0 16 21 0.00 3.000																					
Scott Sullivan, R ERA: 6.75	(8, 1) 1.0 H 3 0 0 0 0 0 0 0 0 0 0 0 6 9 0.00 0.000																					
Danny Graves, R ERA:	(9, 1) 1.0 S 3 1 0 0 0 0 0 0 0 0 0 0 4 4 0.00 1.000																					

Los Angeles Dodgers @ Cincinnati Reds  
Cinergy Field, Cincinnati, OH  
Tue May 01 2001, 7:05 PM EDT  
Att: 21,473 - Sunny - 82 F

AB 37  
R 6  
H 11  
RBI 6  
BB 2  
SO 5  
LOB 18



Batter	1	2	3	4	5	6	7	8	9	AB	R	H	RBI	BB	SO	LOB	BOTTOM			
Barry Larkin, R OBP: 0.470, SLG: 0.476										3	2	1	0	1	0	0				
Deion Sanders, L OBP: 1.000, SLG: 2.000										3	2	3	3	0	0	0				
Michael Tucker, L OBP: 0.346, SLG: 0.459										3	0	0	0	0	1	2				
Dmitri Young, S OBP: 0.330, SLG: 0.426										4	0	1	1	0	1	2				
Aaron Boone, R OBP: 0.337, SLG: 0.490										4	1	3	2	0	0	0				
Ruben Rivera, R OBP: 0.368, SLG: 0.462										3	1	0	0	1	0	4				
Pokey Reese, R OBP: 0.322, SLG: 0.395										4	1	1	1	0	0	1	AB 31			
Jason LaRue, R OBP: 0.404, SLG: 0.558										4	0	0	0	0	1	1	R 7			
Oswaldo Fernandez, R ERA: 5.56	(1, 1) 4.0 19 4 5 5 3 2 0 0 0 0 0 0 6 7 11.25 1.500																			
Jose Nunez, L ERA: 9.53	(5, 1) 0.2 3 1 1 1 1 0 0 0 0 0 0 0 6 7 13.50 1.500																			
Gregg Olson, R ERA: 5.4	(5, 1) 0.1 2 1 0 0 0 0 0 0 0 0 0 0 4 7 0.00 3.000																			
Matt Herges, R ERA: 2.41	(6, 1) 2.0 L 9 3 1 1 0 0 0 0 0 0 0 0 18 26 4.50 1.500																			
Terry Adams, R ERA: 1.09	(8, 1) 1.0 3 0 0 0 0 0 0 0 0 0 0 0 5 7 0.00 0.000																			
<b>Inning Stats</b>	R: 0 E: 0 K: 0 S: 5	H: 1 LOB: 1 BB: 0 P: 6	R: 5 E: 0 K: 2 S: 16	H: 3 LOB: 2 BB: 2 P: 32	R: 0 E: 1 K: 0 S: 8	H: 0 LOB: 1 BB: 0 P: 12	R: 0 E: 0 K: 1 S: 12	H: 0 LOB: 0 BB: 0 P: 16	R: 1 E: 0 K: 1 S: 10	H: 2 LOB: 1 BB: 0 P: 14	R: 0 E: 0 K: 0 S: 6	H: 0 LOB: 0 BB: 0 P: 8	R: 1 E: 0 K: 0 S: 12	H: 3 LOB: 2 BB: 0 P: 18	R: 0 E: 0 K: 0 S: 5	H: 0 LOB: 0 BB: 0 P: 7	1B: 6 2B: 1 3B: 0 HR: 2	SF: 0 SAC: 3 DP: 0 HBP: 0	WP: 0 PB: 0 SB: 3 CS: 0	PA: 36
<b>PITCHER</b>	IP WLS BF H R ER SO BB IBB HBP BLK WP HR S P ERA WHIP																			
Eric Gambe, R ERA: 5.56	(1, 1) 4.0 19 4 5 5 3 2 0 0 0 0 0 0 6 7 11.25 1.500																			
Jose Nunez, L ERA: 9.53	(5, 1) 0.2 3 1 1 1 1 0 0 0 0 0 0 0 6 7 13.50 1.500																			
Gregg Olson, R ERA: 5.4	(5, 1) 0.1 2 1 0 0 0 0 0 0 0 0 0 0 4 7 0.00 3.000																			
Matt Herges, R ERA: 2.41	(6, 1) 2.0 L 9 3 1 1 0 0 0 0 0 0 0 0 18 26 4.50 1.500																			
Terry Adams, R ERA: 1.09	(8, 1) 1.0 3 0 0 0 0 0 0 0 0 0 0 0 5 7 0.00 0.000																			

Los Angeles Dodgers @ Cincinnati Reds  
Cinergy Field, Cincinnati, OH  
Tue May 01 2001, 7:05 PM EDT  
Att: 21,473 - Sunny - 82 F

AB 31  
R 7  
H 9  
RBI 7  
BB 2  
SO 4  
LOB 10







Batter	1	2	3	4	5	6	7	8	9	AB	R	H	RBI	BB	SO	LOB	TOP							
Rickey Henderson, R OBP: 0.371, SLG: 0.423 Mike Colangelo, R OBP: 0.353, SLG: 0.588	F8	K				G5-3		K		4	0	1	0	0	1	2								
Mark Kotsay, L OBP: 0.253, SLG: 0.315	HR	G3			G6-3	K		K		5	1	1	0	0	2	3								
Ryan Klesko, L OBP: 0.390, SLG: 0.447	HR				F8			HR		5	2	2	3	0	0	0								
Phil Nevin, R OBP: 0.392, SLG: 0.645 Dave Magadan, L OBP: 0.375, SLG: 0.333	G6-3				2B	K		F9		4	1	1	0	0	1	0								
Ben Davis, S OBP: 0.460, SLG: 0.552 Jay Witasick, R OBP: 0.421, SLG: 0.289 Santiago Perez, S OBP: 0.421, SLG: 0.289 Brian Lawrence, R	HR				2B	K		F9		4	2	2	1	0	1	0								
Bubba Trammell, R OBP: 0.351, SLG: 0.506	HR				2B			F8		4	1	2	3	0	0	0								
Damian Jackson, R OBP: 0.338, SLG: 0.365	K				G1-6-3	2B		K		4	1	1	0	0	2	0								
Alex Arias, R OBP: 0.310, SLG: 0.314 Donaldo Mendez, R OBP: 0.246, SLG: 0.231		G5-3			K			HR		4	1	2	1	0	1	0								
Adam Eaton, R OBP: 0.286, SLG: 0.308 David Lee, R OBP: 0.289, SLG: 0.452					G6-3			HR		3	0	2	1	0	0	0								
<b>Inning Stats</b>	R: 4 E: 0 K: 1 S: 19	H: 4 LOB: 0 BB: 0 P: 28	R: 0 E: 0 K: 1 S: 13	H: 1 LOB: 1 BB: 0 P: 21	R: 2 E: 0 K: 0 S: 10	H: 3 LOB: 0 BB: 0 P: 15	R: 0 E: 0 K: 1 S: 11	H: 1 LOB: 1 BB: 0 P: 19	R: 0 E: 0 K: 2 S: 9	H: 0 LOB: 0 BB: 0 P: 15	R: 2 E: 0 K: 1 S: 14	H: 3 LOB: 1 BB: 0 P: 22	R: 0 E: 0 K: 0 S: 7	H: 0 LOB: 0 BB: 0 P: 14	R: 2 E: 0 K: 2 S: 10	H: 2 LOB: 1 BB: 0 P: 17	R: 1 E: 0 K: 1 S: 15	H: 1 LOB: 0 BB: 0 P: 20	1B: 6 2B: 5 3B: 0 HR: 4	SF: 0 SAC: 0 DP: 0 HBP: 0	WP: 0 PB: 0 SB: 2 CS: 0	PA: 41		
<b>PITCHER</b>	IP	WLS	BF	H	R	ER	SO	BB	IBB	HBP	BLK	WP	HR	S	P	ERA	WHIP							
Elmer Dessens, R ERA: 5.82	5.1	L	27	12	8	8	5	0	0	0	0	0	2	71	112	13.50	2.250							
Hector Mercado, L ERA: 3.6	0.2		2	0	0	0	1	0	0	0	0	0	0	5	8	0.00	0.000							
Dennys Reyes, L ERA: 3.07	2.0		8	2	2	2	2	0	0	0	0	0	1	17	31	9.00	1.000							
Mark Wohlers, R ERA: 4.85	1.0		4	1	1	1	1	0	0	0	0	0	1	15	20	9.00	1.000							

San Diego Padres @ Cincinnati Reds  
Cinergy Field, Cincinnati, OH  
Fri May 04 2001, 7:05 PM EDT  
Att: 24,630 - Sunny - 84 F

AB	41
R	11
H	15
RBI	11
BB	0
SO	9
LOB	6



Batter	1	2	3	4	5	6	7	8	9	AB	R	H	RBI	BB	SO	LOB	BOTTOM							
Michael Tucker, L OBP: 0.371, SLG: 0.488	G5-4-3		K					F8		5	1	3	0	0	1	1								
Dmitri Young, S OBP: 0.347, SLG: 0.456	G5-4-3				G1-3	E6		L8		5	1	1	0	0	0	4								
Alex Ochoa, R OBP: 0.358, SLG: 0.422	HR				S	K		1B		5	2	3	2	0	1	4								
Sean Casey, L OBP: 0.419, SLG: 0.560	G4-3				L8			WP		5	0	1	0	0	1	5								
Aaron Boone, R OBP: 0.351, SLG: 0.486			K		1B	BB		G4-3		4	1	2	1	1	2	2								
Jason LaRue, R OBP: 0.404, SLG: 0.532		G5-3			1B			G6-3		4	0	1	1	1	1	3								
Pokey Reese, R OBP: 0.303, SLG: 0.366		F9			F7			G4-3		4	0	1	0	0	0	4								
Juan Castro, R OBP: 0.286, SLG: 0.294			K					G6-3		4	0	0	1	0	1	2								
Elmer Dessens, R Hector Mercado, L Deion Sanders, L Dennys Reyes, R Brandon Larson, R Mark Wohlers, R	F9		F9		2B			G6-3		1	0	0	0	0	0	0								
<b>Inning Stats</b>	R: 1 E: 0 K: 0 S: 4	H: 2 LOB: 0 BB: 0 P: 7	R: 0 E: 0 K: 1 S: 6	H: 0 LOB: 0 BB: 0 P: 9	R: 0 E: 0 K: 2 S: 8	H: 0 LOB: 0 BB: 0 P: 11	R: 1 E: 0 K: 0 S: 15	H: 2 LOB: 2 BB: 1 P: 23	R: 0 E: 1 K: 2 S: 14	H: 1 LOB: 3 BB: 1 P: 19	R: 1 E: 0 K: 2 S: 14	H: 3 LOB: 2 BB: 0 P: 23	R: 0 E: 0 K: 0 S: 12	H: 1 LOB: 1 BB: 0 P: 19	R: 1 E: 0 K: 0 S: 11	H: 2 LOB: 1 BB: 0 P: 17	1B: 9 2B: 2 3B: 0 HR: 1	SF: 0 SAC: 0 DP: 1 HBP: 0	WP: 1 PB: 0 SB: 2 CS: 0	PA: 42				
<b>PITCHER</b>	IP	WLS	BF	H	R	ER	SO	BB	IBB	HBP	BLK	WP	HR	S	P	ERA	WHIP							
Adam Eaton, R ERA: 5.89	6.0	W	28	7	4	4	5	3	0	0	0	0	1	59	89	6.00	1.667							
David Lee, R ERA: 2.45	0.1		3	2	0	0	0	0	0	0	0	0	0	4	6	0.00	6.000							
Jay Witasick, R ERA: 1.47	1.2	H	6	1	0	0	2	0	0	0	0	1	0	18	30	0.00	0.600							
Brian Lawrence, R ERA: 6.23	1.0		5	2	1	1	0	0	0	0	0	0	0	11	17	9.00	2.000							

San Diego Padres @ Cincinnati Reds  
Cinergy Field, Cincinnati, OH  
Fri May 04 2001, 7:05 PM EDT  
Att: 24,630 - Sunny - 84 F

AB	39
R	5
H	12
RBI	5
BB	3
SO	7
LOB	27




Batter	1	2	3	4	5	6	7	8	9	AB	R	H	RBI	BB	SO	LOB	TOP										
Rickey Henderson, R OBP: 0.403, SLG: 0.446 (1.7)	1-2 1B 2B 1B		1-1 1B FC4-6 1B		2-1 F7		4-2 BB		0-0 1B 2B 1B	4	3	3	0	1	0	0											
Mark Kotsay, L OBP: 0.305, SLG: 0.328 (1.8)	0-0 F8		3-1 FC4-6 1B		4-1 BB		3-3 K		1-1 2B E 1B	4	1	2	0	1	1	3											
Ryan Klesko, L OBP: 0.390, SLG: 0.455 (1.3)	1-1 2B 1B		1-1 FC4-6 G6-4-3		1-0 G4-3			1-1 G4-3	1-2 E7 2B	5	0	2	2	0	0	2											
Phil Nevin, R OBP: 0.393, SLG: 0.651 Dave Magadan, L OBP: 0.370, SLG: 0.304 (3.5)	1-0 1B 2B		0-0 G6-4-3			2-3 K		4-0 FC6-4 BB	0-2 G1	2	1	1	1	0	0	1											
Ben Davis, S OBP: 0.462, SLG: 0.549 (1.2)	1-1 1B			1-0 1B		0-0 G6-3		1-0 FC6-4 1B		4	0	2	1	0	0	1											
Bubba Trammell, R OBP: 0.347, SLG: 0.494 Trevor Hoffman, R (8.1)	1-3 K			0-0 F7		0-0 F9		1-0 1B		4	0	1	0	0	1	2											
Damian Jackson, R OBP: 0.336, SLG: 0.356 (1.4)		1-0 F9		2-3 K			4-1 S WP BB	0-0 G5-3		3	0	0	0	1	1	3											
Donaldo Mendez, R OBP: 0.230, SLG: 0.214 (1.6)		0-3 K		0-3 K			1-3 K		0-2 G4-3	4	0	0	0	0	3	2											
Woody Williams, R OBP: 0.111, SLG: 0.125 Tom Davey, R Santiago Perez, S OBP: 0.414, SLG: 0.283 (8.9)	0-0 P6				1-1 P6		2-3 K		1-2 F8	3	0	0	0	0	1	1											
<b>Inning Stats</b>	R: 2 E: 0 K: 1 S: 12	H: 4 LOB: 0 BB: 0 P: 17	R: 0 E: 0 K: 1 S: 5	H: 0 LOB: 0 BB: 0 P: 6	R: 1 E: 0 K: 0 S: 7	H: 2 LOB: 0 BB: 0 P: 12	R: 0 E: 0 K: 2 S: 8	H: 1 LOB: 1 BB: 0 P: 11	R: 0 E: 0 K: 1 S: 6	H: 0 LOB: 1 BB: 1 P: 14	R: 0 E: 0 K: 3 S: 19	H: 0 LOB: 2 BB: 2 P: 33	R: 0 E: 0 K: 0 S: 5	H: 1 LOB: 2 BB: 1 P: 12	R: 2 E: 1 K: 0 S: 15	H: 3 LOB: 1 BB: 0 P: 18	1B: 9 2B: 2 3B: 0 HR: 0	SF: 0 SAC: 0 DP: 1 HBP: 0	WP: 1 PB: 0 SB: 1 CS: 0	PA: 40							
<b>PITCHER</b>	IP	WLS	BF	H	R	ER	SO	BB	IBB	HBP	BLK	WP	HR	S	P	ERA	WHIP										
Rob Bell, R ERA: 4.91 Hector Mercado, L ERA: 3.27 Dennys Reyes, L ERA: 2.93 Danny Graves, R ERA: 0.57	6.0	L	24	7	3	3	5	1	0	0	0	0	0	45	69	4.50	1.333										

San Diego Padres @ Cincinnati Reds  
Cinergy Field, Cincinnati, OH  
Sat May 05 2001, 1:15 PM EDT  
Att: 23,975 - Cloudy - 79 F

livebaseballscorecards.com

AB 36  
R 5  
H 11  
RBI 4  
BB 4  
SO 8  
LOB 16




Batter	1	2	3	4	5	6	7	8	9	AB	R	H	RBI	BB	SO	LOB	BOTTOM										
Deion Sanders, L OBP: 0.294, SLG: 0.438 (1.8)	3-2 P7-4 G1-3 HBP		0-0 G1-3			1-2 L8		0-1 G4-3 1B		3	0	1	0	0	0	1											
Dmitri Young, S OBP: 0.346, SLG: 0.466 (1.7)	2-2 G1-3			0-1 FC5-4 1B		1-2 2B		2-0 G4-3		4	0	2	0	0	0	2											
Alex Ochoa, R OBP: 0.354, SLG: 0.415 (1.9)	2-2 P7-4			2-1 FC5-4		1-2 G4-3		0-1 1B		4	0	1	0	0	0	3											
Sean Casey, L OBP: 0.413, SLG: 0.579 (1.3)		1-1 F8		0-3 K			0-0 HR	3-3 K		4	1	1	1	0	2	2											
Aaron Boone, R OBP: 0.347, SLG: 0.505 (1.5)		1-2 F9		1-2 F7			1-0 HR		1-1 F7	4	1	1	1	0	0	1											
Juan Castro, R OBP: 0.256, SLG: 0.263 (1.6)		1-2 G6-3			0-3 K		1-0 F9		0-3 K	4	0	0	0	0	2	0											
Pokey Reese, R OBP: 0.311, SLG: 0.371 (1.4)			1-0 F8		1-1 G4-3		1-0 1B		1-2 1B	4	0	2	0	0	0	0											
Kelly Stinnett, R OBP: 0.371, SLG: 0.340 (1.2)			1-2 1B		0-0 F7		1-0 F8		0-2 F7	4	0	1	0	0	0	2											
Rob Bell, R Ruben Rivera, R Hector Mercado, L Michael Tucker, L Dennys Reyes, R Danny Graves, R (8.1)			2-3 K		0-3 K		2-0 P6			1	0	0	0	0	1	1											
<b>Inning Stats</b>	R: 0 E: 0 K: 0 S: 11	H: 0 LOB: 0 BB: 0 P: 17	R: 0 E: 0 K: 0 S: 8	H: 0 LOB: 0 BB: 0 P: 11	R: 0 E: 0 K: 1 S: 8	H: 1 LOB: 1 BB: 0 P: 12	R: 0 E: 0 K: 1 S: 10	H: 1 LOB: 1 BB: 0 P: 13	R: 0 E: 0 K: 1 S: 6	H: 0 LOB: 0 BB: 0 P: 7	R: 0 E: 0 K: 1 S: 14	H: 1 LOB: 1 BB: 0 P: 17	R: 2 E: 0 K: 0 S: 6	H: 3 LOB: 1 BB: 0 P: 12	R: 0 E: 0 K: 1 S: 8	H: 2 LOB: 1 BB: 0 P: 13	R: 0 E: 0 K: 1 S: 13	H: 1 LOB: 1 BB: 0 P: 15	1B: 6 2B: 2 3B: 0 HR: 2	SF: 0 SAC: 0 DP: 2 HBP: 1	WP: 0 PB: 0 SB: 0 CS: 0	PA: 35					
<b>PITCHER</b>	IP	WLS	BF	H	R	ER	SO	BB	IBB	HBP	BLK	WP	HR	S	P	ERA	WHIP										
Woody Williams, R ERA: 5.06 Tom Davey, R ERA: 2.53 Trevor Hoffman, R ERA: 3.55	6.1	W	25	6	2	2	4	0	0	1	0	0	0	7	12	0.00	1.500										

San Diego Padres @ Cincinnati Reds  
Cinergy Field, Cincinnati, OH  
Sat May 05 2001, 1:15 PM EDT  
Att: 23,975 - Cloudy - 79 F

livebaseballscorecards.com

AB 34  
R 2  
H 9  
RBI 2  
BB 0  
SO 6  
LOB 13





Batter	1	2	3	4	5	6	7	8	9	10	AB	R	H	RBI	BB	SO	LOB	TOP									
Barry Larkin, R OBP: 0.446, SLG: 0.446 Hector Mercado, L (9, 1) Danny Graves, R (9, 1)	G6-3		P2				G6-3		G4-6-3		5	0	1	1	0	0	2	<b>Cincinnati Reds @ Arizona Diamondbacks</b> Bank One Ballpark, Phoenix, AZ Mon May 07 2001, 9:35 PM EDT Alt. 25,636 - Sunny - 97 F									
Deion Sanders, L OBP: 0.304, SLG: 0.409 Michael Tucker, L OBP: 0.362, SLG: 0.466	F9		F8						G6-3		5	1	2	0	0	0	2										
Alex Ochoa, R OBP: 0.361, SLG: 0.439							F9				4	1	2	0	1	0	1										
Sean Casey, L OBP: 0.415, SLG: 0.602	G4-3										4	1	2	3	1	1	4										
Aaron Boone, R OBP: 0.341, SLG: 0.487											4	0	1	0	0	1	1										
Ruben Rivera, R OBP: 0.338, SLG: 0.417	F8						F2		G5-3		5	1	1	0	0	0	1										
Pokey Reese, R OBP: 0.304, SLG: 0.358	G6-3						F3				5	1	1	0	0	1	1										
Kelly Stinnett, R OBP: 0.379, SLG: 0.351			F8								4	0	2	1	0	0	0										
Pete Harnisch, S OBP: 0.273, SLG: 0.364 Dmitri Youz, S OBP: 0.244, SLG: 0.455 Dennys Reyes, R OBP: 0.344, SLG: 0.455 Scott Sullivan, R OBP: 0.376, SLG: 0.282							F7				2	0	1	0	0	0	2										
Inning Stats	R: 0 E: 0 K: 0 S: 8	H: 1 LOB: 1 BB: 0 P: 11	R: 0 E: 0 K: 0 S: 5	H: 1 LOB: 0 BB: 0 P: 7	R: 0 E: 0 K: 1 S: 10	H: 2 LOB: 3 BB: 1 P: 18	R: 2 E: 0 K: 0 S: 12	H: 4 LOB: 2 BB: 0 P: 18	R: 0 E: 0 K: 0 S: 8	H: 0 LOB: 0 BB: 1 P: 14	R: 0 E: 0 K: 0 S: 7	H: 1 LOB: 1 BB: 0 P: 11	R: 2 E: 0 K: 1 S: 14	H: 2 LOB: 0 BB: 0 P: 22	R: 0 E: 0 K: 1 S: 6	H: 0 LOB: 0 BB: 0 P: 7	R: 0 E: 0 K: 0 S: 5		H: 1 LOB: 0 BB: 0 P: 5	R: 1 E: 0 K: 0 S: 8	H: 2 LOB: 1 BB: 0 P: 16	1B: 9 2B: 3 3B: 1 HR: 1	SF: 0 SAC: 1 DP: 2 HBP: 0	WP: 0 PB: 0 SB: 1 CS: 0	PA: 43		
PITCHER	IP	WLS	BF	H	R	ER	SO	BB	IBB	HBP	BLK	WP	HR	S	P	ERA	WHIP										
Brian Anderson, L ERA: 7.71	6.2		31	11	4	4	1	2	0	0	0	0	0	58	93	5.40	1.950										
Miguel Batista, R ERA: 3.91	2.1		7	1	0	0	2	0	0	0	0	0	0	17	20	0.00	0.429										
Greg Swindell, L ERA: 3.27	0.0	L	2	2	1	1	0	0	0	0	0	0	0	2	4	∞	∞										
Byung-Hyun Kim, R ERA: 4.42	1.0		3	0	0	0	0	0	0	0	0	0	0	6	12	0.00	0.000										



Batter	1	2	3	4	5	6	7	8	9	10	AB	R	H	RBI	BB	SO	LOB	BOTTOM									
Steve Finley, L OBP: 0.320, SLG: 0.330		G4-3				G6-3					3	0	1	0	2	0	1	<b>Cincinnati Reds @ Arizona Diamondbacks</b> Bank One Ballpark, Phoenix, AZ Mon May 07 2001, 9:35 PM EDT Alt. 25,636 - Sunny - 97 F									
Mark Grace, L OBP: 0.364, SLG: 0.396			F8				K				4	0	2	0	1	1	0										
Luis Gonzalez, L OBP: 0.407, SLG: 0.779											4	1	1	1	1	0	4										
Matt Williams, R OBP: 0.313, SLG: 0.444											5	1	1	0	0	1	5										
Erubiel Durazo, L OBP: 0.389, SLG: 0.781 Danny Bautista, R OBP: 0.263, SLG: 0.316											2	1	0	0	1	0	3										
Damian Miller, R OBP: 0.306, SLG: 0.338											2	0	0	0	0	0	3										
Tony Womack, L OBP: 0.286, SLG: 0.302											4	1	2	1	0	0	0										
Craig Counsell, L OBP: 0.373, SLG: 0.367											5	0	1	0	0	0	2										
Brian Anderson, R ERA: 6.37 Miguel Batista, R ERA: 2.6 Reggie Sanders, R ERA: 5.71 Greg Swindell, L ERA: 3.18 Byung-Hyun Kim, R ERA: 4.52											3	0	0	1	0	0	2										
Inning Stats	R: 0 E: 0 K: 1 S: 13	H: 1 LOB: 2 BB: 1 P: 20	R: 1 E: 0 K: 0 S: 9	H: 2 LOB: 1 BB: 0 P: 13	R: 2 E: 1 K: 0 S: 13	H: 2 LOB: 1 BB: 1 P: 19	R: 0 E: 0 K: 0 S: 8	H: 1 LOB: 2 BB: 2 P: 18	R: 1 E: 0 K: 0 S: 7	H: 1 LOB: 0 BB: 0 P: 12	R: 0 E: 0 K: 0 S: 6	H: 0 LOB: 0 BB: 0 P: 9	R: 0 E: 0 K: 1 S: 7	H: 0 LOB: 0 BB: 0 P: 11	R: 0 E: 0 K: 0 S: 5	H: 1 LOB: 1 BB: 0 P: 8	R: 0 E: 0 K: 1 S: 11		H: 1 LOB: 3 BB: 0 P: 24	R: 0 E: 0 K: 0 S: 10	H: 1 LOB: 1 BB: 0 P: 15	1B: 7 2B: 2 3B: 0 HR: 1	SF: 1 SAC: 0 DP: 0 HBP: 0	WP: 0 PB: 0 SB: 0 CS: 0	PA: 45		
PITCHER	IP	WLS	BF	H	R	ER	SO	BB	IBB	HBP	BLK	WP	HR	S	P	ERA	WHIP										
Pete Harnisch, R ERA: 6.37	5.0		25	7	4	3	1	4	0	0	0	0	0	50	82	5.40	2.200										
Dennys Reyes, L ERA: 2.6	2.0		6	0	0	0	1	0	0	0	0	0	0	13	20	0.00	0.000										
Scott Sullivan, R ERA: 5.71	1.0		4	1	0	0	0	0	0	0	0	0	0	5	8	0.00	1.000										
Hector Mercado, L ERA: 3.18	0.1		3	1	0	0	1	1	0	0	0	0	0	7	15	0.00	6.000										
Danny Graves, R ERA: 0.52	1.2		7	1	0	0	0	0	1	0	0	0	0	14	24	0.00	0.600										



Batter	1	2	3	4	5	6	7	8	9	10	11	AB	R	H	RBI	BB	SO	LOB	TOP			
Donnie Sadler, R OBP: 0.195, SLG: 0.250 (1, 7)				K2-3					G6-3		SH SF8	4	1	1	0	0	2	0				
Juan Castro, R OBP: 0.267, SLG: 0.256 (10, 6)	G1-3			K					K		SF8 BB	4	0	0	0	1	2	1				
Barry Larkin, R OBP: 0.440, SLG: 0.432 Michael Tucker, L OBP: 0.358, SLG: 0.461 (10, 8)	K			K		K				BB SH3-4 BB	K	3	0	0	0	1	3	0				
Alex Ochoa, R OBP: 0.344, SLG: 0.427 (1, 9)		K			K2-3			K2-3		SH3-4	SF8	3	0	0	2	0	3	0				
Aaron Boone, R OBP: 0.344, SLG: 0.479 (1, 5)		G5-3						K			F7	4	1	1	0	1	1	1				
Ruben Rivera, R OBP: 0.339, SLG: 0.413 Sean Casey, L OBP: 0.412, SLG: 0.596 (10, 3)		K						K		F7		3	0	1	1	0	2	0				
Pokey Reese, R OBP: 0.302, SLG: 0.349 (1, 4)			L4		K			K				3	0	0	0	1	2	1				
Kelly Stinnett, R OBP: 0.357, SLG: 0.328 John Riedling, R OBP: 0.292, SLG: 0.391 Danny Graves, R OBP: 0.419, SLG: 0.540 (11, 1)			K			F9		K2-3		F8		4	0	0	0	0	2	3				
Chris Reitsma, R OBP: 0.231, SLG: 0.167 Deion Sanders, L OBP: 0.292, SLG: 0.391 Dennys Reyes, R OBP: 0.419, SLG: 0.540 Jason LaRue, R OBP: 0.419, SLG: 0.540 (10, 2)			K			K			K		SH SF8 BB	2	0	0	0	0	2	0				
<b>Inning Stats</b>	R: 0 E: 0 K: 2 S: 9	H: 0 LOB: 0 BB: 0 P: 12	R: 0 E: 0 K: 2 S: 8	H: 0 LOB: 0 BB: 0 P: 9	R: 0 E: 0 K: 2 S: 8	H: 0 LOB: 0 BB: 0 P: 11	R: 0 E: 0 K: 3 S: 12	H: 1 LOB: 1 BB: 0 P: 18	R: 0 E: 0 K: 3 S: 13	H: 0 LOB: 0 BB: 0 P: 18	R: 0 E: 0 K: 2 S: 9	H: 0 LOB: 0 BB: 0 P: 11	R: 0 E: 0 K: 0 S: 17	H: 0 LOB: 3 BB: 3 P: 33	R: 2 E: 1 K: 1 S: 12	H: 0 LOB: 1 BB: 2 P: 22	1B: 3 2B: 0 3B: 0 HR: 0	SF: 1 SAC: 2 DP: 0 HBP: 0	WP: 0 PB: 0 SB: 2 CS: 1	PA: 41		
<b>PITCHER</b>	IP WLS BF H R ER SO BB IBB HBP BLK WP HR S P ERA WHIP	IP WLS BF H R ER SO BB IBB HBP BLK WP HR S P ERA WHIP																				
Randy Johnson, L ERA: 3.26 Byung-Hyun Kim, R ERA: 4.34 Greg Swindell, L ERA: 3.19 Bret Prinz, R ERA: Russ Springer, R ERA: 7.24	(1, 1) (10, 1) (10, 1) (10, 1) (11, 1)	9.0 0.1 0.1 0.1 0.0	29 3 1 2 3	5 0 0 0 0	1 0 0 0 0	0 0 0 0 0	20 0 0 0 0	0 2 0 1 2	0 0 0 0 0	0 0 0 0 0	0 0 0 0 0	0 0 0 0 0	0 0 0 0 0	0 0 0 0 0	0 0 0 0 0	0 0 0 0 0	5 6 8 11 5	124 14 8 11 13	1.00 0.00 0.00 0.00 ∞	0.333 6.000 0.000 3.000 ∞		
Troy Brohawn, L ERA: 5.06	(11, 1)	1.0	3	0	0	0	1	0	0	0	0	0	0	0	0	0	0	0	0	0.00	0.000	

Cincinnati Reds @ Arizona Diamondbacks  
Bank One Ballpark, Phoenix, AZ  
Tue May 08 2001, 9:35 PM EDT  
Att. 29,817 - Sunny - 101 F

AB 33  
R 3  
H 3  
RBI 3  
BB 5  
SO 21  
LOB 11

Batter	1	2	3	4	5	6	7	8	9	10	11	AB	R	H	RBI	BB	SO	LOB	BOTTOM	
Steve Finley, L OBP: 0.307, SLG: 0.316 (1, 8)	F7		P3			FC3-6 1B 1-2f 1B		P5		K		5	1	0	0	0	1	2		
Jay Bell, R OBP: 0.405, SLG: 0.539 (1, 4)	G4-3		K					WP 2B			FC1-5 1B 1B	5	0	3	0	0	1	1		
Luis Gonzalez, L OBP: 0.414, SLG: 0.770 (1, 7)	P3					P4		WP IBB			FC1-5 2B 1B	4	1	2	0	1	0	2		
Reggie Sanders, R OBP: 0.344, SLG: 0.612 (1, 9)		G6-3		G5-3				F8			FC1-5 2B 1B	5	1	1	1	0	0	4		
Mark Grace, L OBP: 0.357, SLG: 0.396 (1, 3)		G3-1		P4		G3			G5-3		BB 2B	5	1	1	2	0	0	2		
Damian Miller, R OBP: 0.303, SLG: 0.333 David Dellucci, L OBP: 0.526, SLG: 0.839 (11, PH)					L3			F8		K	BB IBB	4	0	1	0	0	1	0		
Tony Womack, L OBP: 0.278, SLG: 0.293 Greg Colbrunn, R OBP: 0.289, SLG: 0.324 (10, 5)		G1-3			F9			K		K	BB IBB	3	0	0	0	0	1	1		
Craig Counsell, L OBP: 0.375, SLG: 0.358 (10, 6)					G3-1			G1-3		G3	BB BB	4	0	1	0	1	0	0		
Randy Johnson, L ERA: 3.56 Dennys Reyes, L ERA: 2.41 John Riedling, R ERA: 3.0 Danny Graves, R ERA: 2.0	(1, 1) (9, 1) (10, 1) (11, 1)	8.0 1.1 0.2 0.2	31 4 2 8	7 0 0 3	1 0 0 3	1 0 0 3	2 0 0 1	0 0 0 2	0 0 0 1	0 0 0 2	0 0 0 1	0 0 0 1	0 0 0 1	0 0 0 1	0 0 0 1	0 0 0 1	15 7 4 15	34 11 7 34	40.50 0.000 0.000 7.500	
<b>PITCHER</b>	IP WLS BF H R ER SO BB IBB HBP BLK WP HR S P ERA WHIP	IP WLS BF H R ER SO BB IBB HBP BLK WP HR S P ERA WHIP																		
Chris Reitsma, R ERA: 3.56 Dennys Reyes, L ERA: 2.41 John Riedling, R ERA: 3.0 Danny Graves, R ERA: 2.0	(1, 1) (9, 1) (10, 1) (11, 1)	8.0 1.1 0.2 0.2	31 4 2 8	7 0 0 3	1 0 0 3	1 0 0 3	2 0 0 1	0 0 0 2	0 0 0 1	0 0 0 2	0 0 0 1	0 0 0 1	0 0 0 1	0 0 0 1	0 0 0 1	0 0 0 1	15 7 4 15	34 11 7 34	40.50 0.000 0.000 7.500	
<b>PITCHER</b>	IP WLS BF H R ER SO BB IBB HBP BLK WP HR S P ERA WHIP	IP WLS BF H R ER SO BB IBB HBP BLK WP HR S P ERA WHIP																		
Chris Reitsma, R ERA: 3.56 Dennys Reyes, L ERA: 2.41 John Riedling, R ERA: 3.0 Danny Graves, R ERA: 2.0	(1, 1) (9, 1) (10, 1) (11, 1)	8.0 1.1 0.2 0.2	31 4 2 8	7 0 0 3	1 0 0 3	1 0 0 3	2 0 0 1	0 0 0 2	0 0 0 1	0 0 0 2	0 0 0 1	0 0 0 1	0 0 0 1	0 0 0 1	0 0 0 1	0 0 0 1	15 7 4 15	34 11 7 34	40.50 0.000 0.000 7.500	


Cincinnati Reds @ Arizona Diamondbacks  
Bank One Ballpark, Phoenix, AZ  
Tue May 08 2001, 9:35 PM EDT  
Att. 29,817 - Sunny - 101 F


AB 41  
R 4  
H 10  
RBI 4  
BB 4  
SO 6  
LOB 15



Batter	1	2	3	4	5	6	7	8	9	AB	R	H	RBI	BB	SO	LOB	TOP										
Barry Larkin, R (1,6) OBP: 0.433, SLG: 0.434 Juan Castro, R (8,6) OBP: 0.267, SLG: 0.256	F2		G4-3			WP 2B		G6-3		4	0	1	0	0	0	1	<b>Cincinnati Reds @ Arizona Diamondbacks</b> Bank One Ballpark, Phoenix, AZ Wed May 09 2001, 9:35 PM EDT Att. 26,150 - Sunny - 101 F <a href="http://livebaseballscorecards.com">livebaseballscorecards.com</a>										
Deion Sanders, L (1,7) OBP: 0.250, SLG: 0.333	G3			F8		K		G3		4	0	0	0	0	1	1											
Michael Tucker, L (1,8) OBP: 0.343, SLG: 0.441	G4-1			G1-3		F7		F7		4	0	0	0	0	1												
Sean Casey, L (1,3) OBP: 0.398, SLG: 0.574		G4-3		F7			F7		G4-3		4	0	0	0	0	0											
Alex Ochoa, R (1,9) OBP: 0.362, SLG: 0.446		G5-3			F9 SF8 2B		2B	1B		4	2	3	0	0	0	0											
Aaron Boone, R (1,5) OBP: 0.341, SLG: 0.480		G6-3			F9		F8 1-H	2B	FC1-4-6		4	0	1	1	0	2											
Pokey Reese, R (1,4) OBP: 0.303, SLG: 0.345			G6-3 S BB		SF8		F8			1	0	0	1	1	0	1											
Jason LaRue, R (1,2) OBP: 0.400, SLG: 0.509 Hector Mercado, L (7,1) John Riedling, R (8,1)			K		G6-3		K			3	0	0	0	0	2	2											
Elmer Dessens, R (1,1) OBP: 0.214, SLG: 0.083 Kelly Stinnett, R (7,2) OBP: 0.352, SLG: 0.323		G6-3			G4-3			L4		2	0	0	0	0	1												
										1	0	0	0	0	0	0											
<b>Inning Stats</b>	R: 0 E: 0 K: 0 S: 9	H: 0 LOB: 0 BB: 0 P: 13	R: 0 E: 0 K: 0 S: 7	H: 0 LOB: 0 BB: 0 P: 10	R: 0 E: 0 K: 1 S: 7	H: 0 LOB: 1 BB: 1 P: 13	R: 0 E: 0 K: 0 S: 5	H: 0 LOB: 0 BB: 0 P: 7	R: 1 E: 0 K: 0 S: 10	H: 1 LOB: 0 BB: 0 P: 14	R: 0 E: 0 K: 1 S: 10	H: 1 LOB: 1 BB: 0 P: 16	R: 1 E: 0 K: 1 S: 11	H: 2 LOB: 1 BB: 0 P: 16	R: 0 E: 0 K: 0 S: 6	H: 0 LOB: 0 BB: 0 P: 9	R: 0 E: 0 K: 0 S: 9	H: 1 LOB: 1 BB: 0 P: 13	1B: 2 2B: 3 3B: 0 HR: 0	SF: 1 SAC: 0 DP: 0 HBP: 0	WP: 1 PB: 0 SB: 1 CS: 0	PA: 33					
<b>PITCHER</b>	IP	WLS	BF	H	R	ER	SO	BB	IBB	HBP	BLK	WP	HR	S	P	ERA	WHIP										
Robert Ellis, R (1,1) ERA: 4.88	7.0		26	4	2	2	3	1	0	0	0	1	0	59	89	2.57	0.714										
Miguel Batista, R (8,1) ERA: 3.75	1.0	W	3	0	0	0	0	0	0	0	0	0	0	6	9	0.00	0.000										
Bret Prinz, R (9,1) ERA:	1.0	S	4	1	0	0	0	0	0	0	0	0	0	9	13	0.00	1.000										

Batter	1	2	3	4	5	6	7	8	9	AB	R	H	RBI	BB	SO	LOB	BOTTOM										
Steve Finley, L (1,8) OBP: 0.305, SLG: 0.314	P6		1B 2B 1B		F9		P6			4	1	1	0	0	0	0	<b>Cincinnati Reds @ Arizona Diamondbacks</b> Bank One Ballpark, Phoenix, AZ Wed May 09 2001, 9:35 PM EDT Att. 26,150 - Sunny - 101 F <a href="http://livebaseballscorecards.com">livebaseballscorecards.com</a>										
Jay Bell, R (1,4) OBP: 0.408, SLG: 0.533	F9		2B 1B		BB		K			3	0	1	0	1	1	0											
Luis Gonzalez, L (1,7) OBP: 0.416, SLG: 0.762	FC5-4 1B		P4		K			2B HR 1B		4	1	2	0	0	1	3											
Reggie Sanders, R (1,9) OBP: 0.351, SLG: 0.629	FC5-4 1-2		2B		K		K	HR 2B		4	1	2	1	0	1	1											
Mark Grace, L (1,3) OBP: 0.361, SLG: 0.438		G4-3 FC1-2 2B		G3		HR		K		4	1	2	1	0	1	2											
Damian Miller, R (1,2) OBP: 0.293, SLG: 0.321 David Dellucci, L (8,PH) OBP: 0.538, SLG: 0.938 Rod Barajas, R (9,2) OBP: 0.333, SLG: 0.607		G4-3		G6-3		F7		HR		3	0	0	0	0	1												
Tony Womack, L (1,6) OBP: 0.286, SLG: 0.294		FC1-2		BB				G3		1	1	1	3	0	0	0											
Craig Counsell, L (1,5) OBP: 0.368, SLG: 0.351		G6-3		F8				G3		0	0	0	0	0	0	0											
Robert Ellis, R (1,1) Danny Bautista, R (7,PH) OBP: 0.256, SLG: 0.308 Miguel Batista, R (8,1) Erubiel Durazo, L (8,PH) OBP: 0.368, SLG: 0.735 Bret Prinz, R (9,1)			K		G5-3		L6		K	2	0	0	0	0	1	1											
										0	0	0	0	0	0	0											
<b>Inning Stats</b>	R: 0 E: 0 K: 0 S: 7	H: 1 LOB: 1 BB: 0 P: 10	R: 0 E: 0 K: 0 S: 9	H: 1 LOB: 1 BB: 0 P: 13	R: 1 E: 0 K: 1 S: 14	H: 3 LOB: 2 BB: 0 P: 17	R: 0 E: 0 K: 0 S: 8	H: 0 LOB: 1 BB: 1 P: 17	R: 0 E: 0 K: 1 S: 9	H: 0 LOB: 1 BB: 1 P: 14	R: 1 E: 0 K: 0 S: 15	H: 2 LOB: 1 BB: 0 P: 21	R: 0 E: 0 K: 1 S: 12	H: 0 LOB: 0 BB: 0 P: 16	R: 3 E: 0 K: 2 S: 17	H: 4 LOB: 1 BB: 0 P: 28	1B: 6 2B: 3 3B: 0 HR: 2	SF: 0 SAC: 0 DP: 0 HBP: 0	WP: 0 PB: 0 SB: 0 CS: 0	PA: 36							
<b>PITCHER</b>	IP	WLS	BF	H	R	ER	SO	BB	IBB	HBP	BLK	WP	HR	S	P	ERA	WHIP										
Elmer Dessens, R (1,1) ERA: 5.4	6.0		26	7	2	2	3	2	0	0	0	0	0	62	92	3.00	1.500										
Hector Mercado, L (7,1) ERA: 4.26	1.1	L	6	2	2	2	2	0	0	0	0	0	0	22	30	13.50	1.500										
John Riedling, R (8,1) ERA: 3.38	0.2		4	2	1	1	1	0	0	0	0	0	1	7	14	13.50	3.000										

Batter	1	2	3	4	5	6	7	8	9	AB R H RBI BB SO LOB	TOP																								
												<p>Houston Astros @ Cincinnati Reds</p> <p>Cinergy Field, Cincinnati, OH</p> <p>Fri May 11 2001, 7:05 PM EDT</p> <p><a href="http://livebaseballscorecards.com">livebaseballscorecards.com</a></p> <p>AB 0</p> <p>R 0</p> <p>H 0</p> <p>RBI 0</p> <p>BB 0</p> <p>SO 0</p> <p>LOB 0</p> 																							
Inning Stats											1B: 0 SF: 0 WP: 0 PA: 0 2B: 0 SAC: 0 PB: 0 3B: 0 DP: 0 SB: 0 HR: 0 HBP: 0 CS: 0																								
PITCHER	IP	WLS	BF	H	R	ER	SO	BB	IBB	HBP	BLK	WP	HR	S	P	ERA	WHIP	PITCHER	IP	WLS	BF	H	R	ER	SO	BB	IBB	HBP	BLK	WP	HR	S	P	ERA	WHIP

Batter	1	2	3	4	5	6	7	8	9	AB R H RBI BB SO LOB	BOTTOM																								
												<p>Houston Astros @ Cincinnati Reds</p> <p>Cinergy Field, Cincinnati, OH</p> <p>Fri May 11 2001, 7:05 PM EDT</p> <p><a href="http://livebaseballscorecards.com">livebaseballscorecards.com</a></p> <p>AB 0</p> <p>R 0</p> <p>H 0</p> <p>RBI 0</p> <p>BB 0</p> <p>SO 0</p> <p>LOB 0</p> 																							
Inning Stats											1B: 0 SF: 0 WP: 0 PA: 0 2B: 0 SAC: 0 PB: 0 3B: 0 DP: 0 SB: 0 HR: 0 HBP: 0 CS: 0																								
PITCHER	IP	WLS	BF	H	R	ER	SO	BB	IBB	HBP	BLK	WP	HR	S	P	ERA	WHIP	PITCHER	IP	WLS	BF	H	R	ER	SO	BB	IBB	HBP	BLK	WP	HR	S	P	ERA	WHIP

Batter	1	2	3	4	5	6	7	8	9	AB	R	H	RBI	BB	SO	LOB	TOP										
<b>Julio Lugo, R</b> OBP: 0.360, SLG: 0.504 (1, 6)	2-2 CS 1B		3-3 K			0-3 K		0-0 G4-3		4	0	1	0	0	2	0	<b>Houston Astros @ Cincinnati Reds</b> Cinergy Field, Cincinnati, OH Sat May 12 2001, 7:05 PM EDT Cloudy - 66 F										
<b>Craig Biggio, R</b> OBP: 0.401, SLG: 0.447 (1, 4)	3-2 P6 1-2			3-1 HR		1-0 17 2B		2-1 F2		4	2	2	1	0	0	1											
<b>5 Jeff Bagwell, R</b> OBP: 0.333, SLG: 0.597 (1, 3)	3-1 F8			0-1 P3		2-0 G5-3			1-3 K	4	0	0	0	0	1	1											
<b>17 Lance Berkman, S</b> OBP: 0.459, SLG: 0.630 (9, 9)		0-2 F8		4-1 CS BB		2-2 1B 2B			0-0 1B 1B	3	0	2	1	1	0	0											
<b>Moises Alou, R</b> OBP: 0.459, SLG: 0.711 <b>Glen Barker, S</b> OBP: 0.250, SLG: 0.154 (9, PR) (9, 8)		1-1 F9		1-1 F9		0-2 1B			0-1 G4-3 1B	4	0	2	0	0	0	1											
<b>Richard Hidalgo, R</b> OBP: 0.374, SLG: 0.611 (1, 7)		4-0 FC6-4 BB		0-0 CS	1-0 F3		1-1 G1-3		0-1 G4-3	3	0	0	0	1	0	2											
<b>Tony Eusebio, R</b> OBP: 0.290, SLG: 0.379 (1, 2)		0-0 FC6-4 1-2			1-0 FC5-4 1B		0-3 K			3	0	1	0	0	1	1											
<b>Chris Truby, R</b> OBP: 0.270, SLG: 0.425 (1, 5)			2-1 F9		0-1 FC5-4 1-2		2-3 K			3	0	0	0	0	1	1											
<b>Shane Reynolds, R</b> (1, 1) <b>Orlando Merced, S</b> OBP: 0.286, SLG: 0.440 <b>Michael Jackson, R</b> (8, PH) <b>Billy Wagner, L</b> (9, 1)			2-1 L4		0-1 P4			0-1 G3		2	0	0	0	0	0	1											
<b>Inning Stats</b>	R: 0 E: 0 K: 0 S: 9	H: 1 LOB: 0 BB: 0 P: 17	R: 0 E: 0 K: 0 S: 6	H: 0 LOB: 1 BB: 1 P: 11	R: 0 E: 0 K: 1 S: 7	H: 0 LOB: 0 BB: 0 P: 14	R: 1 E: 0 K: 0 S: 7	H: 1 LOB: 0 BB: 1 P: 15	R: 0 E: 0 K: 0 S: 6	H: 1 LOB: 1 BB: 0 P: 8	R: 1 E: 0 K: 1 S: 12	H: 3 LOB: 2 BB: 0 P: 17	R: 0 E: 0 K: 2 S: 8	H: 0 LOB: 0 BB: 0 P: 11	R: 0 E: 0 K: 0 S: 5	H: 0 LOB: 0 BB: 0 P: 7		R: 0 E: 0 K: 1 S: 8	H: 2 LOB: 2 BB: 0 P: 9	1B: 5 2B: 2 3B: 0 HR: 1	SF: 0 SAC: 0 DP: 1 HBP: 0	WP: 0 PB: 0 SB: 0 CS: 2	PA: 34				
<b>PITCHER</b>	IP	WLS	BF	H	R	ER	SO	BB	IBB	HBP	BLK	WP	HR	S	P	ERA	WHIP										
<b>Rob Bell, R</b> ERA: 3.79 <b>Scott Sullivan, R</b> ERA: 5.4	(1, 1) (9, 1)	8.0 4	29 2	6 0	2 0	2 0	4 1	2 0	0 0	0 0	0 0	0 0	1 8	100 9	2.25 0.00	1.000 2.000											

AB	31
R	2
H	8
RBI	2
BB	2
SO	5
LOB	8



Batter	1	2	3	4	5	6	7	8	9	AB	R	H	RBI	BB	SO	LOB	BOTTOM										
<b>Barry Larkin, R</b> OBP: 0.427, SLG: 0.437 (1, 6)	3-1 2B				2-2 L8			3-1 F8		4	1	1	0	0	0	2	<b>Houston Astros @ Cincinnati Reds</b> Cinergy Field, Cincinnati, OH Sat May 12 2001, 7:05 PM EDT Cloudy - 66 F										
<b>Deion Sanders, L</b> OBP: 0.250, SLG: 0.355 <b>Scott Sullivan, R</b> (9, 1)	3-2 1B 2B		1-2 F9		0-1 G3			1-1 P6		4	0	1	1	0	0	1											
<b>Dmitri Young, S</b> OBP: 0.341, SLG: 0.448 (1, 7)	1-0 1B 2H		1-1 G6-3			1-1 F7			1-3 K	4	0	1	0	0	1	0											
<b>Sean Casey, L</b> OBP: 0.394, SLG: 0.563 (1, 3)	1-0 FC5-4 BB 1B		1-0 G3-1			0-0 G4-3			2-3 K	4	0	1	0	0	1	0											
<b>Alex Ochoa, R</b> OBP: 0.366, SLG: 0.444 (1, 9)	4-1 FC5-4 BB			2-2 CS 1B		1-0 G6-3			2-3 K	3	0	1	0	1	1	0											
<b>Aaron Boone, R</b> OBP: 0.333, SLG: 0.468 (1, 5)	1-1 FC5-4 1-2 2-3			2-3 K			3-1 F9			3	0	0	0	0	1	3											
<b>Pokey Reese, R</b> OBP: 0.295, SLG: 0.336 (1, 4)			0-3 K		0-3 K		0-0 G6-3			3	0	0	0	0	2	0											
<b>Kelly Stinnett, R</b> OBP: 0.351, SLG: 0.323 (1, 2)		0-2 G6-3			0-0 SH1-4 1B		1-2 F8			3	0	1	0	0	0	0											
<b>Rob Bell, R</b> OBP: 0.333, SLG: 0.333 <b>Michael Tucker, L</b> OBP: 0.340, SLG: 0.436 (8, PH) (9, 8)		2-2 1B			2-1 SH1-4			0-1 G4-3		1	0	1	0	0	0	0											
<b>Inning Stats</b>	R: 1 E: 0 K: 0 S: 11	H: 4 LOB: 2 BB: 1 P: 24	R: 0 E: 0 K: 1 S: 16	H: 1 LOB: 1 BB: 0 P: 21	R: 0 E: 0 K: 2 S: 9	H: 1 LOB: 0 BB: 0 P: 13	R: 0 E: 0 K: 0 S: 10	H: 1 LOB: 1 BB: 0 P: 14	R: 0 E: 0 K: 0 S: 4	H: 0 LOB: 0 BB: 0 P: 6	R: 0 E: 0 K: 0 S: 6	H: 0 LOB: 0 BB: 0 P: 10	R: 0 E: 0 K: 0 S: 6	H: 0 LOB: 0 BB: 0 P: 10	R: 0 E: 0 K: 3 S: 11	H: 0 LOB: 0 BB: 0 P: 16		1B: 5 2B: 3 3B: 0 HR: 0	SF: 0 SAC: 1 DP: 1 HBP: 0	WP: 0 PB: 0 SB: 0 CS: 1	PA: 32						
<b>PITCHER</b>	IP	WLS	BF	H	R	ER	SO	BB	IBB	HBP	BLK	WP	HR	S	P	ERA	WHIP										
<b>Shane Reynolds, R</b> ERA: 6.51 <b>Michael Jackson, R</b> ERA: 3.94 <b>Billy Wagner, L</b> ERA: 3.71	(1, 1) (8, 1) (9, 1)	7.0 1.0 1.0	W H S	26 3 3	7 0 0	1 0 0	1 0 3	3 0 0	0 0 0	0 0 0	0 0 0	0 0 0	0 6 11	62 10 16	1.29 0.00 0.000	1.143 0.000 0.000											



Batter	1	2	3	4	5	6	7	8	9	AB	R	H	RBI	BB	SO	LOB	TOP											
Julio Lugo, R OBP: 0.349, SLG: 0.487	G6-3		G6-3			G3-1		K		4	0	0	0	0	1	1	<b>Houston Astros @ Cincinnati Reds</b> Cinergy Field, Cincinnati, OH Sat May 12 2001, 8:05 PM EDT Att: 33,175 - Cloudy - 64 F											
Craig Biggio, R OBP: 0.397, SLG: 0.437	5 CS BB			K		G6-3		P5		3	0	0	0	1	1	0												
Jeff Bagwell, R OBP: 0.429, SLG: 0.582	K			G6-3		FC6-4 BB		G5-3		3	0	0	0	1	1	1												
Daryle Ward, L OBP: 0.397, SLG: 0.557		G4-3		BB 1B		FC6-4 1-2		1B 17 HR 2B		4	1	2	0	0	0	1												
Moises Alou, R OBP: 0.472, SLG: 0.722	F8			BB		1B G4-6-3 2B		17 DI 17 HR 1B		3	2	2	0	1	0	0												
Richard Hidalgo, R OBP: 0.370, SLG: 0.598	G5-3			F2		1B G4-6-3 2B		F7		4	0	1	0	0	0	4												
Charlie Hayes, R OBP: 0.259, SLG: 0.118			G6-3		F9		G4-6-3	HR		3	0	0	0	0	0	1												
Jay Powell, R							1-2 3-H 3-1	G5-3		0	0	0	0	0	0	0												
17 Lance Berkman, S (9, PH) OBP: 0.463, SLG: 0.658				SH3-4 BB		G4-3		G5-3		3	0	0	0	1	0	0												
Octavio Dotel, R OBP: 0.143, SLG: 0.143					G5-3					1	0	0	0	0	0	0												
Brad Ausmus, R OBP: 0.243, SLG: 0.272										1	0	0	0	0	0	0												
Scott Elarton, R OBP: 0.250, SLG: 0.077										1	0	0	0	0	0	0												
Jose Vizcaino, S OBP: 0.306, SLG: 0.311										1	0	0	0	0	1	0												
<b>Inning Stats</b>	R: 0 E: 0 K: 1 S: 8	H: 0 LOB: 1 BB: 1 P: 17	R: 0 E: 0 K: 0 S: 8	H: 0 LOB: 0 BB: 0 P: 13	R: 0 E: 0 K: 0 S: 7	H: 0 LOB: 1 BB: 1 P: 15	R: 0 E: 0 K: 1 S: 7	H: 1 LOB: 2 BB: 1 P: 13	R: 0 E: 0 K: 0 S: 6	H: 0 LOB: 0 BB: 0 P: 7	R: 0 E: 0 K: 0 S: 10	H: 0 LOB: 1 BB: 1 P: 18	R: 1 E: 0 K: 0 S: 8	H: 2 LOB: 0 BB: 0 P: 13	R: 0 E: 0 K: 2 S: 7	H: 0 LOB: 0 BB: 0 P: 10	R: 3 E: 0 K: 0 S: 9	H: 3 LOB: 0 BB: 0 P: 12	1B: 3 2B: 3 3B: 0 HR: 1	SF: 0 SAC: 1 DP: 2 HBP: 0	WP: 0 PB: 0 SB: 0 CS: 1	PA: 35						
<b>PITCHER</b>	IP	WLS	BF	H	R	ER	SO	BB	IBB	HBP	BLK	WP	HR	S	P	ERA	WHIP											
Oswaldo Fernandez, R ERA: 3.68	(1, 1)	7.0		26	3	1	1	2	4	0	0	0	0	0	54	96	1.29	1.000										
Mark Wohlers, R ERA: 4.5	(8, 1)	1.0	H	3	0	0	2	0	0	0	0	0	0	7	10	0.00	0.000											
Danny Graves, R ERA: 9.32	(9, 1)	1.0	W	6	3	3	0	0	0	0	0	0	1	9	12	27.00	3.000											

Batter	1	2	3	4	5	6	7	8	9	AB	R	H	RBI	BB	SO	LOB	BOTTOM											
Donnie Sadler, R OBP: 0.200, SLG: 0.250	K		S 1B		SH2-3		F7		F7	4	0	1	0	0	1	0	<b>Houston Astros @ Cincinnati Reds</b> Cinergy Field, Cincinnati, OH Sat May 12 2001, 8:05 PM EDT Att: 33,175 - Cloudy - 64 F											
Michael Tucker, L OBP: 0.343, SLG: 0.429	F8		L9		FC4-6 1B BB		S 1B		K	4	1	1	0	1	1	1												
Dmitri Young, S OBP: 0.345, SLG: 0.445	L9		F7		FC4-6 1B		1B BB		BB 1B	3	0	1	0	1	0	1												
Ruben Rivera, R OBP: 0.348, SLG: 0.422							1B BB		BB 1B	1	1	1	0	0	0	0												
Sean Casey, L OBP: 0.402, SLG: 0.560		HR 1B	K		FC4-6 1-2 2-3 3-H		1B		1B BB	4	1	2	2	1	1	3												
Alex Ochoa, R OBP: 0.367, SLG: 0.465		HR			G6-3		P5		K	5	1	2	3	0	1	4												
Aaron Boone, R OBP: 0.331, SLG: 0.469		G6-3			F8		F9 FC9-2 2B		K	4	0	1	0	0	1	0												
Jason LaRue, R OBP: 0.406, SLG: 0.500		G5-3 BB			1B PO 1B		F9		E5	3	0	1	0	1	0	1												
Juan Castro, R OBP: 0.265, SLG: 0.255		G5-3			1B		FC9-2		K	4	0	1	0	0	1	3												
Oswaldo Fernandez, R OBP: 0.167, SLG: 0.091		G3			PO		F2		G5-3	2	1	1	0	0	0	1												
Deion Sanders, L OBP: 0.252, SLG: 0.344					1B SH2-3 FC4-6 1B					1	0	0	0	0	0	0												
Mark Wohlers, R ERA: 5.71										0	0	0	0	0	0	0												
D.T. Cromer, L OBP: 0.250, SLG: 0.375										1	0	0	0	0	0	1												
Danny Graves, R ERA: 4.73										0	0	0	0	0	0	0												
<b>Inning Stats</b>	R: 0 E: 0 K: 1 S: 8	H: 0 LOB: 0 BB: 0 P: 8	R: 2 E: 0 K: 0 S: 15	H: 2 LOB: 1 BB: 1 P: 26	R: 0 E: 0 K: 1 S: 16	H: 1 LOB: 0 BB: 0 P: 23	R: 0 E: 0 K: 0 S: 12	H: 2 LOB: 1 BB: 0 P: 16	R: 1 E: 0 K: 0 S: 8	H: 2 LOB: 2 BB: 1 P: 14	R: 0 E: 0 K: 0 S: 5	H: 1 LOB: 0 BB: 0 P: 7	R: 1 E: 0 K: 1 S: 12	H: 2 LOB: 1 BB: 1 P: 23	R: 0 E: 1 K: 2 S: 14	H: 0 LOB: 1 BB: 0 P: 18	R: 1 E: 0 K: 1 S: 13	H: 2 LOB: 2 BB: 1 P: 20	1B: 10 2B: 2 3B: 0 HR: 1	SF: 0 SAC: 1 DP: 1 HBP: 0	WP: 0 PB: 0 SB: 2 CS: 0	PA: 42						
<b>PITCHER</b>	IP	WLS	BF	H	R	ER	SO	BB	IBB	HBP	BLK	WP	HR	S	P	ERA	WHIP											
Scott Elarton, R ERA: 6.22	(1, 1)	6.2		31	10	4	4	2	3	0	0	0	0	0	72	110	5.40	1.950										
Jay Powell, R ERA: 5.71	(7, 1)	1.1		5	0	0	0	3	0	0	0	0	0	18	25	0.00	0.000											
Octavio Dotel, R ERA: 4.73	(9, 1)	0.2	L	5	2	1	1	1	1	0	0	0	0	13	20	13.50	4.500											

AB	30
R	4
H	6
RBI	3
BB	4
SO	4
LOB	8



Batter	1	2	3	4	5	6	7	8	9	AB	R	H	RBI	BB	SO	LOB	TOP				
Julio Lugo, R OBP: 0.343, SLG: 0.500										5	1	1	1	0	1	2	Houston Astros @ Cincinnati Reds Cinergy Field, Cincinnati, OH Sun May 13 2001, 8:05 PM EDT Att: 19,096 - Sunny - 69 F				
Craig Biggio, R OBP: 0.391, SLG: 0.427										5	0	1	0	0	1	1					
5 Jeff Bagwell, R OBP: 0.434, SLG: 0.576										3	1	1	0	2	2	0					
17 Lance Berkman, S OBP: 0.474, SLG: 0.656										2	1	1	0	3	0	2					
Moises Alou, R OBP: 0.468, SLG: 0.699										4	1	1	1	1	0	2					
Richard Hidalgo, R OBP: 0.371, SLG: 0.586 Glen Barker, S OBP: 0.250, SLG: 0.154										4	0	1	0	1	1	3					
Chris Truby, R OBP: 0.290, SLG: 0.448										3	0	2	2	2	0	3					
Brad Ausmus, R OBP: 0.241, SLG: 0.262										4	0	0	0	1	0	7					
Kent Bottenfield, R OBP: 0.222, SLG: 0.222 Nelson Cruz, R OBP: 0.300, SLG: 0.304 Michael Jackson, R OBP: 0.250, SLG: 0.154 Billy Wagner, L OBP: 0.250, SLG: 0.154										2	0	0	0	0	2	3					
<b>Inning Stats</b>	R: 4 E: 0 K: 1 S: 17	H: 5 LOB: 2 BB: 1 P: 32	R: 0 E: 0 K: 2 S: 11	H: 0 LOB: 0 BB: 0 P: 16	R: 0 E: 0 K: 0 S: 7	H: 0 LOB: 0 BB: 1 P: 14	R: 0 E: 0 K: 1 S: 10	H: 1 LOB: 1 BB: 0 P: 16	R: 0 E: 0 K: 0 S: 14	H: 0 LOB: 3 BB: 3 P: 29	R: 0 E: 0 K: 1 S: 12	H: 1 LOB: 2 BB: 2 P: 23	R: 0 E: 0 K: 1 S: 11	H: 1 LOB: 2 BB: 1 P: 16	R: 0 E: 0 K: 1 S: 8	H: 0 LOB: 1 BB: 1 P: 13		1B: 5 2B: 2 3B: 0 HR: 1	SF: 0 SAC: 1 DP: 1 HBP: 0	WP: 1 PA: 44 PB: 0 SB: 0 CS: 0	
<b>PITCHER</b>	IP WLS BF H R ER SO BB IBB HBP BLK WP HR S P ERA WHIP																				
Jim Brower, R ERA: 6.11	0.1 L 7 5 4 4 0 1 0 0 0 0 0 1 12 24 108.00 18.000																				
Scott Sullivan, R ERA: 4.71	2.2 8 0 0 0 3 1 0 0 0 0 0 0 23 38 0.00 0.375																				
John Riedling, R ERA: 2.91	3.0 14 1 0 0 1 4 0 0 0 0 1 0 30 56 0.00 1.667																				
Dennys Reyes, L ERA: 2.29	1.0 6 1 0 0 1 2 0 0 0 0 0 0 12 23 0.00 3.000																				
Mark Wohlers, R ERA: 3.94	2.0 9 1 0 0 2 2 0 0 0 0 0 0 19 29 0.00 1.500																				
<b>Batter</b>	<b>1</b>	<b>2</b>	<b>3</b>	<b>4</b>	<b>5</b>	<b>6</b>	<b>7</b>	<b>8</b>	<b>9</b>	<b>AB</b>	<b>R</b>	<b>H</b>	<b>RBI</b>	<b>BB</b>	<b>SO</b>	<b>LOB</b>	<b>BOTTOM</b>				
Donnie Sadler, R OBP: 0.265, SLG: 0.354										4	2	4	0	0	0	0	Houston Astros @ Cincinnati Reds Cinergy Field, Cincinnati, OH Sun May 13 2001, 8:05 PM EDT Att: 19,096 - Sunny - 69 F				
Michael Tucker, L OBP: 0.348, SLG: 0.436										3	1	1	0	1	0	2					
Dmitri Young, S OBP: 0.343, SLG: 0.443										3	0	1	2	0	0	3					
Sean Casey, L OBP: 0.397, SLG: 0.550										4	0	1	0	0	1	1					
Alex Ochoa, R OBP: 0.357, SLG: 0.451										4	0	0	0	0	0	2					
Aaron Boone, R OBP: 0.336, SLG: 0.462										2	0	0	0	2	0	0					
Pokey Reese, R OBP: 0.288, SLG: 0.328 Dennys Reyes, R OBP: 0.265, SLG: 0.255										3	0	0	0	0	0	3					
Mark Wohlers, R OBP: 0.265, SLG: 0.255										0	0	0	0	0	0	0					
Jason LaRue, R OBP: 0.384, SLG: 0.467										4	0	0	0	0	1	2					
Jim Brower, R OBP: 0.273, SLG: 0.364 Scott Sullivan, R OBP: 0.273, SLG: 0.364 D.T. Cromer, L OBP: 0.222, SLG: 0.333 John Riedling, R OBP: 0.250, SLG: 0.154 Barry Larkin, R OBP: 0.421, SLG: 0.429										0	0	0	0	0	0	0					
<b>Inning Stats</b>	R: 1 E: 0 K: 1 S: 12	H: 1 LOB: 0 BB: 0 P: 19	R: 0 E: 1 K: 1 S: 9	H: 0 LOB: 1 BB: 0 P: 16	R: 1 E: 0 K: 0 S: 12	H: 2 LOB: 1 BB: 0 P: 16	R: 0 E: 0 K: 0 S: 4	H: 0 LOB: 0 BB: 0 P: 6	R: 0 E: 0 K: 1 S: 9	H: 0 LOB: 0 BB: 0 P: 11	R: 1 E: 1 K: 0 S: 16	H: 2 LOB: 3 BB: 2 P: 28	R: 0 E: 0 K: 0 S: 6	H: 1 LOB: 0 BB: 0 P: 14	R: 0 E: 0 K: 0 S: 7	H: 1 LOB: 1 BB: 0 P: 11	R: 0 E: 0 K: 1 S: 7	H: 0 LOB: 1 BB: 1 P: 16	1B: 4 2B: 4 3B: 0 HR: 0	SF: 1 SAC: 1 DP: 1 HBP: 0	WP: 0 PA: 37 PB: 0 SB: 0 CS: 1
<b>PITCHER</b>	IP WLS BF H R ER SO BB IBB HBP BLK WP HR S P ERA WHIP																				
Kent Bottenfield, R ERA: 4.88	1.1 H 5 1 0 0 0 1 0 0 0 0 0 0 12 25 0.00 1.500																				
Nelson Cruz, R ERA: 3.54	1.0 H 4 1 0 0 0 0 0 0 0 0 0 0 7 11 0.00 1.000																				
Michael Jackson, R ERA: 3.71	1.0 S 4 0 0 0 1 1 0 0 0 0 0 0 7 16 0.00 1.000																				
Billy Wagner, L ERA: 3.5	1.0 S 4 0 0 0 1 1 0 0 0 0 0 0 7 16 0.00 1.000																				

Batter	1	2	3	4	5	6	7	8	9	AB	R	H	RBI	BB	SO	LOB	TOP					
<b>Julio Lugo, R</b> OBP: 0.338, SLG: 0.512 (1, 6)	1-0 HR		1-2 G1-3	0-0 F9			2-2 G6-3	1-2 G6-3		5	1	1	1	0	0	3						
<b>Craig Biggio, R</b> OBP: 0.398, SLG: 0.425 (1, 4)	4-1 BB		1-1		1-1 F2		4-1 BB	2-1 G3-1		3	1	1	0	2	0	1						
<b>5 Jeff Bagwell, R</b> OBP: 0.427, SLG: 0.562 (1, 3)	1-3 BB		0-0 G5-3		1-0 G6-3		0-1 BB	1-2 BB	1-3 K	5	1	1	0	0	2	2						
<b>17 Lance Berkman, S</b> OBP: 0.484, SLG: 0.653 (9, 7)	4-1 BB			4-2 BB	0-0 1B		4-1 BB	1-2 BB	1-0 F8	2	2	1	0	3	0	0						
<b>Moises Alou, R</b> OBP: 0.465, SLG: 0.705 (1, 9)	0-1 FC6-4-5			2-1 BB	1-1 F9		0-0 BB	0-1 BB	0-1 F7	5	1	2	3	0	0	3						
<b>Danyle Ward, L</b> OBP: 0.375, SLG: 0.523 (9, 8)		1-2 G4-3		1-1 G1-3		1-3 K		0-2 G5-3		4	0	0	0	0	1	3						
<b>Glen Barker, S</b> OBP: 0.250, SLG: 0.154 (9, 8)								2-3		0	0	0	0	0	0	0						
<b>Chris Truby, R</b> OBP: 0.289, SLG: 0.450 (1, 5)		1-3 K		2-1 BB		1-2 P5		3-2 G6-3		4	0	1	2	0	1	1						
<b>Brad Ausmus, R</b> OBP: 0.258, SLG: 0.279 (1, 2)		1-2 G6-3		1-2 1B		2-2 FC6		0-1 SH4-3		4	0	3	0	0	0	0						
<b>Wade Miller, R</b> OBP: 0.100, SLG: 0.105 (1, 1)				1-3 K		0-1 FC6		0-1 SH4-3		2	0	0	0	0	1	2						
<b>Orlando Merced, S</b> OBP: 0.276, SLG: 0.423 (6, PH)			0-0 G5-3	1-3 K		1-2 FC6		1-2		1	0	0	0	0	0	1						
<b>44 Roy Oswalt, R</b> OBP: 0.250, SLG: 0.154 (9, 1)						1-2				0	0	0	0	0	0	0						
<b>Billy Wagner, L</b> OBP: 0.250, SLG: 0.154 (9, 1)										0	0	0	0	0	0	0						
<b>Inning Stats</b>	R: 1 E: 0 K: 1 S: 8	H: 1 LOB: 1 BB: 2 P: 18	R: 0 E: 0 K: 1 S: 9	H: 0 LOB: 0 BB: 0 P: 12	R: 0 E: 0 K: 0 S: 7	H: 1 LOB: 1 BB: 0 P: 9	R: 2 E: 0 K: 1 S: 15	H: 3 LOB: 2 BB: 1 P: 26	R: 0 E: 0 K: 1 S: 14	H: 1 LOB: 1 BB: 0 P: 18	R: 3 E: 0 K: 0 S: 16	H: 2 LOB: 1 BB: 2 P: 29	R: 0 E: 0 K: 1 S: 9	H: 1 LOB: 1 BB: 0 P: 12	R: 0 E: 0 K: 1 S: 6	H: 0 LOB: 0 BB: 0 P: 8	1B: 6 2B: 3 3B: 0 HR: 1	SF: 0 SAC: 1 DP: 1 HBP: 0	WP: 0 PB: 0 SB: 0 CS: 0	PA: 41		
<b>PITCHER</b>	IP WLS BF H R ER SO BB IBB HBP BLK WP HR S P ERA WHIP	IP WLS BF H R ER SO BB IBB HBP BLK WP HR S P ERA WHIP	IP WLS BF H R ER SO BB IBB HBP BLK WP HR S P ERA WHIP	IP WLS BF H R ER SO BB IBB HBP BLK WP HR S P ERA WHIP	IP WLS BF H R ER SO BB IBB HBP BLK WP HR S P ERA WHIP	IP WLS BF H R ER SO BB IBB HBP BLK WP HR S P ERA WHIP	IP WLS BF H R ER SO BB IBB HBP BLK WP HR S P ERA WHIP	IP WLS BF H R ER SO BB IBB HBP BLK WP HR S P ERA WHIP	IP WLS BF H R ER SO BB IBB HBP BLK WP HR S P ERA WHIP	IP WLS BF H R ER SO BB IBB HBP BLK WP HR S P ERA WHIP	IP WLS BF H R ER SO BB IBB HBP BLK WP HR S P ERA WHIP	IP WLS BF H R ER SO BB IBB HBP BLK WP HR S P ERA WHIP	IP WLS BF H R ER SO BB IBB HBP BLK WP HR S P ERA WHIP	IP WLS BF H R ER SO BB IBB HBP BLK WP HR S P ERA WHIP	IP WLS BF H R ER SO BB IBB HBP BLK WP HR S P ERA WHIP	IP WLS BF H R ER SO BB IBB HBP BLK WP HR S P ERA WHIP	IP WLS BF H R ER SO BB IBB HBP BLK WP HR S P ERA WHIP	IP WLS BF H R ER SO BB IBB HBP BLK WP HR S P ERA WHIP	IP WLS BF H R ER SO BB IBB HBP BLK WP HR S P ERA WHIP	IP WLS BF H R ER SO BB IBB HBP BLK WP HR S P ERA WHIP	IP WLS BF H R ER SO BB IBB HBP BLK WP HR S P ERA WHIP	IP WLS BF H R ER SO BB IBB HBP BLK WP HR S P ERA WHIP

Houston Astros @ Cincinnati Reds  
Cinergy Field, Cincinnati, OH  
Mon May 14 2001, 7:05 PM EDT  
Att: 18,683 - Cloudy - 71 F

AB	35
R	6
H	10
RBI	6
BB	5
SO	5
LOB	16



Batter	1	2	3	4	5	6	7	8	9	AB	R	H	RBI	BB	SO	LOB	BOTTOM					
<b>Barry Larkin, R</b> OBP: 0.408, SLG: 0.413 (1, 6)	2-3 K		0-0 F9		0-1 G1-3		2-3 K		3-2 WP	4	0	0	0	0	2	3						
<b>Pokey Reese, R</b> OBP: 0.294, SLG: 0.342 (7, 4)									2B	1	0	1	0	0	0	0						
<b>Michael Tucker, L</b> OBP: 0.336, SLG: 0.419 (1, 9)	1-2 G1-3		1-2 G5-3		0-0 F8		2-3 K		1-3 K	4	0	0	0	0	1	0						
<b>Alex Ochoa, R</b> OBP: 0.354, SLG: 0.448 (9, PH)									2-3	1	0	0	0	0	1	1						
<b>Dmitri Young, S</b> OBP: 0.347, SLG: 0.452 (1, 7)	0-0 G4-3		1-0 G4-3		1-2 HBP		2-2 F8			4	0	2	0	0	0	0						
<b>Sean Casey, L</b> OBP: 0.393, SLG: 0.548 (1, 3)		0-1 BB	1-2 G4-3		1-3 K		0-1 G6-3			4	1	1	0	0	1	2						
<b>Aaron Boone, R</b> OBP: 0.342, SLG: 0.463 (1, 5)		0-0 BB	3-3 K		3-2 HBP					2	1	1	0	0	1	1						
<b>Juan Castro, R</b> OBP: 0.260, SLG: 0.250 (6, 5)		2-3 BB	1-2 K		1-2 HBP					1	0	0	0	0	0	0						
<b>Ruben Rivera, R</b> OBP: 0.356, SLG: 0.471 (1, 8)		1-2 BB	1-3 HR		0-1 L4					4	1	2	2	0	0	2						
<b>Donnie Sadler, R</b> OBP: 0.264, SLG: 0.346 (1, 4)		0-2 G6-4-3		2-1 G4-3		0-2 G3-1				4	0	1	0	0	0	1						
<b>Kelly Stinnett, R</b> OBP: 0.346, SLG: 0.333 (1, 2)		3-2 BB	1-2 G6-3		1-2 G6-3		0-0 G3-1		0-3 K	4	1	1	0	0	1	1						
<b>Chris Reitsma, R</b> OBP: 0.313, SLG: 0.214 (1, 1)			1-1		4-2 BB		2-3 K		0-0 F8	2	0	1	1	1	1	1						
<b>Deion Sanders, L</b> OBP: 0.235, SLG: 0.333 (9, PH)										1	0	0	0	0	0	0						
<b>Inning Stats</b>	R: 0 E: 0 K: 1 S: 7	H: 0 LOB: 0 BB: 0 P: 10	R: 3 E: 0 K: 0 S: 17	H: 5 LOB: 1 BB: 0 P: 22	R: 0 E: 0 K: 1 S: 12	H: 1 LOB: 1 BB: 0 P: 18	R: 1 E: 0 K: 0 S: 12	H: 1 LOB: 1 BB: 1 P: 21	R: 0 E: 0 K: 2 S: 13	H: 1 LOB: 0 BB: 0 P: 17	R: 0 E: 0 K: 1 S: 11	H: 0 LOB: 0 BB: 0 P: 15	R: 0 E: 0 K: 0 S: 6	H: 0 LOB: 0 BB: 0 P: 8	R: 0 E: 0 K: 2 S: 13	H: 1 LOB: 1 BB: 0 P: 17	1B: 5 2B: 4 3B: 0 HR: 1	SF: 0 SAC: 0 DP: 1 HBP: 1	WP: 1 PB: 0 SB: 0 CS: 0	PA: 38		
<b>PITCHER</b>	IP WLS BF H R ER SO BB IBB HBP BLK WP HR S P ERA WHIP	IP WLS BF H R ER SO BB IBB HBP BLK WP HR S P ERA WHIP	IP WLS BF H R ER SO BB IBB HBP BLK WP HR S P ERA WHIP	IP WLS BF H R ER SO BB IBB HBP BLK WP HR S P ERA WHIP	IP WLS BF H R ER SO BB IBB HBP BLK WP HR S P ERA WHIP	IP WLS BF H R ER SO BB IBB HBP BLK WP HR S P ERA WHIP	IP WLS BF H R ER SO BB IBB HBP BLK WP HR S P ERA WHIP	IP WLS BF H R ER SO BB IBB HBP BLK WP HR S P ERA WHIP	IP WLS BF H R ER SO BB IBB HBP BLK WP HR S P ERA WHIP	IP WLS BF H R ER SO BB IBB HBP BLK WP HR S P ERA WHIP	IP WLS BF H R ER SO BB IBB HBP BLK WP HR S P ERA WHIP	IP WLS BF H R ER SO BB IBB HBP BLK WP HR S P ERA WHIP	IP WLS BF H R ER SO BB IBB HBP BLK WP HR S P ERA WHIP	IP WLS BF H R ER SO BB IBB HBP BLK WP HR S P ERA WHIP	IP WLS BF H R ER SO BB IBB HBP BLK WP HR S P ERA WHIP	IP WLS BF H R ER SO BB IBB HBP BLK WP HR S P ERA WHIP	IP WLS BF H R ER SO BB IBB HBP BLK WP HR S P ERA WHIP	IP WLS BF H R ER SO BB IBB HBP BLK WP HR S P ERA WHIP	IP WLS BF H R ER SO BB IBB HBP BLK WP HR S P ERA WHIP	IP WLS BF H R ER SO BB IBB HBP BLK WP HR S P ERA WHIP	IP WLS BF H R ER SO BB IBB HBP BLK WP HR S P ERA WHIP	IP WLS BF H R ER SO BB IBB HBP BLK WP HR S P ERA WHIP

Houston Astros @ Cincinnati Reds  
Cinergy Field, Cincinnati, OH  
Mon May 14 2001, 7:05 PM EDT  
Att: 18,683 - Cloudy - 71 F

AB	36
R	4
H	10
RBI	3
BB	1
SO	8
LOB	12



Batter	1	2	3	4	5	6	7	8	9	AB	R	H	RBI	BB	SO	LOB	TOP								
Steve Finley, L (1, 8) OBP: 0.306, SLG: 0.298	G4-3		G1-3		F8		G5-3	BB		4	0	0	0	1	0	0	<b>Arizona Diamondbacks @ Cincinnati Reds</b> Cinergy Field, Cincinnati, OH Tue May 15 2001, 7:05 PM EDT Att: 19,201 - Sunny - 83 F								
Jay Bell, R (1, 4) OBP: 0.399, SLG: 0.512	2B		F8		1B		BB	K		4	0	2	0	1	1	3									
Luis Gonzalez, L (1, 7) OBP: 0.413, SLG: 0.735	K		P4		1B		F7		G4-3	5	0	1	0	0	1	2									
Matt Williams, R (1, 5) OBP: 0.315, SLG: 0.437	F3			2B	F9			HR	G3	4	1	2	0	0	0	3									
Craig Counsell, L (8, PR) OBP: 0.396, SLG: 0.390				1B				2B	1B	1	2	1	0	0	0	0									
Mark Grace, L (1, 3) OBP: 0.365, SLG: 0.475		G4-3		1B	F7			HR	G3	5	1	2	2	0	0	3									
Reggie Sanders, R (1, 9) OBP: 0.365, SLG: 0.714	1B	BB		P4		K		HR	1B	4	1	2	2	1	1	2									
Tony Womack, L (1, 6) OBP: 0.305, SLG: 0.325				S	1B		K		G4-3	5	0	3	1	0	1	1									
Rod Barajas, R (1, 2) OBP: 0.276, SLG: 0.500				2-3	1B		K		L6	4	0	0	0	0	3	6									
Robert Ellis, R (1, 1) OBP: 0.244, SLG: 0.293							G4-3		K	2	0	0	0	0	2	4									
Danny Bautista, R (7, PH) OBP: 0.244, SLG: 0.293										1	0	0	0	0	0	0									
Erik Sabel, R (7, 1) OBP: 0.359, SLG: 0.714										0	0	0	0	0	0	0									
Erubiel Durazo, L (8, PH) OBP: 0.359, SLG: 0.714										1	0	0	0	0	1	2									
Byung-Hyun Kim, R (8, 1) OBP: 0.359, SLG: 0.714										0	0	0	0	0	0	0									
<b>Inning Stats</b>	R: 0 E: 0 K: 1 S: 10	H: 1 LOB: 1 BB: 0 P: 17	R: 0 E: 0 K: 2 S: 13	H: 1 LOB: 2 BB: 1 P: 20	R: 0 E: 0 K: 0 S: 6	H: 0 LOB: 0 BB: 0 P: 10	R: 1 E: 0 K: 2 S: 18	H: 3 LOB: 2 BB: 0 P: 24	R: 0 E: 0 K: 0 S: 12	H: 2 LOB: 2 BB: 0 P: 19	R: 0 E: 0 K: 3 S: 10	H: 0 LOB: 1 BB: 1 P: 16	R: 0 E: 0 K: 0 S: 6	H: 0 LOB: 1 BB: 1 P: 12	R: 3 E: 0 K: 2 S: 18	H: 4 LOB: 3 BB: 1 P: 34	R: 1 E: 0 K: 0 S: 9	H: 2 LOB: 1 BB: 0 P: 13	1B: 7 2B: 4 3B: 0 HR: 2	SF: 0 SAC: 0 DP: 0 HBP: 0	WP: 0 PB: 0 SB: 3 CS: 0	PA: 43			
<b>PITCHER</b>	IP	WLS	BF	H	R	ER	SO	BB	IBB	HBP	BLK	WP	HR	S	P	ERA	WHIP								
Elmer Dessens, R (1, 1) ERA: 4.89	6.0		26	7	1	1	8	1	0	0	0	0	0	69	106	1.50	1.333								
Hector Mercado, L (7, 1) ERA: 4.05	0.2		2	0	0	0	0	0	0	0	0	0	0	4	6	0.00	0.000								
Scott Sullivan, R (7, 1) ERA: 4.64	0.1		2	0	0	0	0	1	0	0	0	0	0	2	6	0.00	3.000								
Mark Wohlers, R (8, 1) ERA: 5.63	0.0	L	4	4	3	3	0	0	0	0	0	0	2	10	18	∞	∞								
John Riedling, R (8, 1) ERA: 3.04	2.0		9	2	1	1	2	1	0	0	0	0	0	17	29	4.50	1.500								

Batter	1	2	3	4	5	6	7	8	9	AB	R	H	RBI	BB	SO	LOB	BOTTOM								
Barry Larkin, R (1, 6) OBP: 0.396, SLG: 0.398	G6-3		F9			G6-3			F8	4	0	0	0	0	0	1	<b>Arizona Diamondbacks @ Cincinnati Reds</b> Cinergy Field, Cincinnati, OH Tue May 15 2001, 7:05 PM EDT Att: 19,201 - Sunny - 83 F								
Dmitri Young, S (1, 7) OBP: 0.335, SLG: 0.439	P5			G4-3		F7			F9	4	0	0	0	0	0	0									
Alex Ochoa, R (1, 9) OBP: 0.354, SLG: 0.445	P3			F9				G3-6		3	0	1	0	0	0	0									
Sean Casey, L (1, 3) OBP: 0.392, SLG: 0.543				G4-3				1B		3	0	1	0	0	0	1									
Ruben Rivera, R (1, 8) OBP: 0.342, SLG: 0.451						F2		G3-6		3	0	0	0	0	0	1									
Pokey Reese, R (1, 4) OBP: 0.295, SLG: 0.342								G5-3		3	0	1	0	0	1	0									
Kelly Stinnett, R (1, 2) OBP: 0.358, SLG: 0.403										3	1	2	1	0	1	0									
Juan Castro, R (1, 5) OBP: 0.245, SLG: 0.235										3	0	0	0	0	1	1									
Elmer Dessens, R (1, 1) OBP: 0.236, SLG: 0.077										1	0	0	0	0	0	0									
Dion Sanders, L (6, PR) OBP: 0.257, SLG: 0.333										0	0	0	0	0	0	0									
Hector Mercado, L (7, 1) ERA: 4.5										0	0	0	0	0	0	0									
Scott Sullivan, R (8, 1) OBP: 0.359, SLG: 0.714										0	0	0	0	0	0	0									
Mark Wohlers, R (8, 1) OBP: 0.359, SLG: 0.714										1	0	0	0	0	0	0									
Michael Tucker, L (8, 1) OBP: 0.359, SLG: 0.714										0	0	0	0	0	0	0									
John Riedling, R (8, 1) ERA: 3.74										0	0	0	0	0	0	0									
<b>Inning Stats</b>	R: 0 E: 0 K: 0 S: 10	H: 0 LOB: 0 BB: 0 P: 13	R: 0 E: 0 K: 0 S: 9	H: 2 LOB: 0 BB: 0 P: 14	R: 1 E: 0 K: 0 S: 9	H: 1 LOB: 0 BB: 0 P: 13	R: 0 E: 0 K: 0 S: 3	H: 0 LOB: 0 BB: 0 P: 4	R: 0 E: 0 K: 0 S: 12	H: 1 LOB: 1 BB: 0 P: 19	R: 0 E: 0 K: 0 S: 7	H: 0 LOB: 0 BB: 1 P: 13	R: 0 E: 0 K: 0 S: 4	H: 1 LOB: 0 BB: 0 P: 6	R: 0 E: 0 K: 3 S: 9	H: 0 LOB: 0 BB: 0 P: 12	R: 0 E: 0 K: 0 S: 6	H: 0 LOB: 0 BB: 0 P: 8	1B: 3 2B: 1 3B: 0 HR: 1	SF: 0 SAC: 0 DP: 2 HBP: 0	WP: 0 PB: 0 SB: 0 CS: 2	PA: 30			
<b>PITCHER</b>	IP	WLS	BF	H	R	ER	SO	BB	IBB	HBP	BLK	WP	HR	S	P	ERA	WHIP								
Robert Ellis, R (1, 1) ERA: 4.34	6.0		20	4	1	1	0	1	0	0	0	0	0	4	6	1.50	0.833								
Erik Sabel, R (7, 1) ERA: 4.5	1.0	W	3	1	0	0	0	0	0	0	0	0	0	4	6	0.00	1.000								
Byung-Hyun Kim, R (8, 1) ERA: 3.74	2.0	S	6	0	0	0	3	0	0	0	0	0	0	15	20	0.00	0.000								

AB	40
R	5
H	13
RBI	5
BB	3
SO	10
LOB	26



Batter	1	2	3	4	5	6	7	8	9	AB	R	H	RBI	BB	SO	LOB	TOP			
Steve Finley, L (1, 8) OBP: 0.307, SLG: 0.296	F8			G6-3			P1			4	0	1	0	0	0	3				
Jay Bell, R (1, 4) OBP: 0.395, SLG: 0.504	G6-3			G1-3			G1-3		G5-4-3	4	0	1	0	0	0	1				
Luis Gonzalez, L (1, 7) OBP: 0.415, SLG: 0.747	F2								P5	3	1	1	1	1	0	1				
Matt Williams, R (1, 5) OBP: 0.313, SLG: 0.453		F9							G5-4-3	4	1	1	1	0	0	2				
Mark Grace, L (1, 3) OBP: 0.362, SLG: 0.468		F8					L4			4	0	1	0	0	0	0				
Reggie Sanders, R (1, 9) OBP: 0.381, SLG: 0.697		F7					G5-3		K	4	0	1	0	0	1	1				
Tony Womack, L (1, 6) OBP: 0.303, SLG: 0.322				G5-3			G6-3		K	4	0	1	0	0	1	1				
Damian Miller, R (1, 2) OBP: 0.284, SLG: 0.301				G4-3			G6-3		K	3	0	0	0	0	0	2				
Erubiel Durazo, L (9, PH) OBP: 0.350, SLG: 0.694									K	1	0	0	0	0	1	1				
Rod Barajas, R (9, 2) OBP: 0.278, SLG: 0.500									K	0	0	0	0	0	0	0				
Curt Schilling, R (1, 1) OBP: 0.080, SLG: 0.120				G4-3			L3			3	0	0	0	0	1	3				
Troy Brohawn, L (8, 1)										0	0	0	0	0	0	0				
Byung-Hyun Kim, R (9, 1)										0	0	0	0	0	0	0				
<b>Inning Stats</b>	R: 0 H: 0 E: 0 K: 0 S: 9	H: 0 LOB: 0 BB: 0 P: 16	R: 0 H: 0 E: 0 K: 0 S: 7	H: 0 LOB: 0 BB: 0 P: 13	R: 0 H: 0 E: 0 K: 0 S: 7	H: 0 LOB: 0 BB: 0 P: 10	R: 0 H: 0 E: 0 K: 0 S: 5	H: 0 LOB: 1 BB: 1 P: 11	R: 0 H: 1 E: 0 K: 0 S: 11	H: 1 LOB: 1 BB: 0 P: 14	R: 2 H: 4 E: 0 K: 1 S: 17	H: 4 LOB: 3 BB: 0 P: 23	R: 0 H: 1 E: 0 K: 3 S: 8	H: 1 LOB: 0 BB: 0 P: 12	R: 0 H: 1 E: 0 K: 3 S: 14	H: 1 LOB: 1 BB: 0 P: 19	1B: 5 2B: 0 3B: 0 HR: 2	SF: 0 SAC: 0 DP: 1 HBP: 0	WP: 0 PB: 0 SB: 0 CS: 0	PA: 35
<b>PITCHER</b>	IP	WLS	BF	H	R	ER	SO	BB	IBB	HBP	BLK	WP	HR	S	P	ERA	WHIP			
Brian Reith, R (1, 1) ERA: 2.84	6.1	L	25	5	2	2	0	1	0	0	0	0	2	54	87	2.84	0.947			
Scott Sullivan, R (7, 1) ERA: 4.13	2.2		10	2	0	0	4	0	0	0	0	0	0	29	39	0.00	0.750			

Arizona Diamondbacks @ Cincinnati Reds  
Cinergy Field, Cincinnati, OH  
Wed May 16 2001, 7:05 PM EDT  
Att: 21,843 - Cloudy - 76 F

AB	34
R	2
H	7
RBI	2
BB	1
SO	4
LOB	15



Batter	1	2	3	4	5	6	7	8	9	AB	R	H	RBI	BB	SO	LOB	BOTTOM					
Barry Larkin, R (1, 6) OBP: 0.384, SLG: 0.385	L9						F2		G5-3	4	0	0	0	0	1	2						
Michael Tucker, L (1, 8) OBP: 0.322, SLG: 0.400	F7								G5-3	4	0	0	0	0	1	0						
Dmitri Young, S (1, 7) OBP: 0.342, SLG: 0.437									K	3	1	1	0	1	2	0						
Sean Casey, L (1, 3) OBP: 0.395, SLG: 0.550										4	0	2	1	0	0	1						
Jason LaRue, R (9, PR) OBP: 0.394, SLG: 0.467										0	0	0	0	0	0	0						
Alex Ochoa, R (1, 9) OBP: 0.347, SLG: 0.436									SH2-4	3	0	0	0	0	0	1						
Pokey Reese, R (1, 4) OBP: 0.298, SLG: 0.344										2	0	1	0	0	0	0						
Donnie Sadler, R (5, PR) OBP: 0.259, SLG: 0.340										1	0	0	0	0	0	1						
Scott Sullivan, R (7, 1)										0	0	0	0	0	0	0						
Deion Sanders, L (9, PH) OBP: 0.250, SLG: 0.324										1	0	0	0	0	1	2						
Kelly Stinnett, R (1, 2) OBP: 0.357, SLG: 0.392										2	0	0	0	1	2	1						
Ruben Rivera, R (9, PH) OBP: 0.338, SLG: 0.444										1	0	0	0	0	0	2						
Juan Castro, R (1, 5) OBP: 0.250, SLG: 0.241										3	0	1	0	0	2	1						
Brian Reith, R (1, 1)										2	0	0	0	0	2	2						
Brandon Larson, R (7, 5)										1	0	0	0	0	1	0						
<b>Inning Stats</b>	R: 0 H: 1 E: 0 K: 0 S: 8	H: 0 LOB: 1 BB: 0 P: 13	R: 0 H: 0 E: 0 K: 1 S: 10	H: 0 LOB: 1 BB: 1 P: 17	R: 0 H: 0 E: 0 K: 3 S: 12	H: 0 LOB: 0 BB: 0 P: 14	R: 0 H: 0 E: 0 K: 1 S: 7	H: 0 LOB: 0 BB: 0 P: 8	R: 0 H: 2 E: 0 K: 2 S: 12	H: 2 LOB: 2 BB: 0 P: 15	R: 1 H: 1 E: 0 K: 0 S: 16	H: 1 LOB: 1 BB: 1 P: 24	R: 0 H: 0 E: 0 K: 3 S: 9	H: 0 LOB: 0 BB: 0 P: 15	R: 0 H: 0 E: 0 K: 1 S: 10	H: 0 LOB: 0 BB: 0 P: 13	R: 0 H: 1 E: 0 K: 1 S: 8	H: 1 LOB: 2 BB: 0 P: 10	1B: 4 2B: 1 3B: 0 HR: 0	SF: 0 SAC: 1 DP: 0 HBP: 0	WP: 0 PB: 0 SB: 0 CS: 0	PA: 34
<b>PITCHER</b>	IP	WLS	BF	H	R	ER	SO	BB	IBB	HBP	BLK	WP	HR	S	P	ERA	WHIP					
Curt Schilling, R (1, 1) ERA: 3.12	7.0	W	27	4	1	1	10	2	0	0	0	0	0	74	106	1.29	0.857					
Troy Brohawn, L (8, 1) ERA: 4.15	1.0	H	4	1	0	0	1	0	0	0	0	0	0	11	15	0.00	1.000					
Byung-Hyun Kim, R (9, 1) ERA: 3.57	1.0	S	3	0	0	0	1	0	0	0	0	0	0	7	8	0.00	0.000					

Arizona Diamondbacks @ Cincinnati Reds  
Cinergy Field, Cincinnati, OH  
Wed May 16 2001, 7:05 PM EDT  
Att: 21,843 - Cloudy - 76 F

AB	31
R	1
H	5
RBI	1
BB	2
SO	12
LOB	13





Batter	1	2	3	4	5	6	7	8	9	AB	R	H	RBI	BB	SO	LOB	TOP																
David Dellucci, L (1, 8) OBP: 0.511, SLG: 0.838										4	2	1	0	0	0	1	Arizona Diamondbacks @ Cincinnati Reds Cinergy Field, Cincinnati, OH Thu May 17 2001, 12:35 PM EDT Att: 23,723 - Cloudy - 83 F																
Craig Counsell, L (1, 4) OBP: 0.373, SLG: 0.365										4	0	0	0	1	4	2																	
Luis Gonzalez, L (1, 7) OBP: 0.420, SLG: 0.779										4	3	2	4	1	0	1																	
Matt Williams, R (1, 5) OBP: 0.312, SLG: 0.448										4	1	1	0	0	1	1																	
Damian Miller, R (8, 2) OBP: 0.291, SLG: 0.309										1	1	1	0	0	0	0																	
Erubiel Durazo, L (1, 3) OBP: 0.400, SLG: 0.718										3	0	2	0	2	1	1																	
Reggie Sanders, R (1, 9) OBP: 0.355, SLG: 0.673										4	0	0	0	0	3	6																	
Tony Womack, L (1, 6) OBP: 0.321, SLG: 0.331										3	0	2	2	2	1	1																	
Rod Barajas, R (8, PH) OBP: 0.459, SLG: 0.459										3	0	0	0	0	1	4																	
Mark Grace, R (8, PH) OBP: 0.359, SLG: 0.468										0	0	0	0	0	0	0																	
Erik Sabel, R (8, 1) ERA: 4.51										0	0	0	0	0	0	0																	
Greg Swindell, L (8, 1) ERA: 4.15										0	0	0	0	0	0	0																	
Danny Bautista, R (8, PH) OBP: 0.319, SLG: 0.396										1	0	0	0	0	0	2																	
Bret Prinz, R (8, 1) ERA: 6.88										0	0	0	0	0	0	0																	
Brian Anderson, R (1, 1) ERA: 6.54										2	0	0	0	0	0	1																	
Greg Colbrunn, R (7, PH) OBP: 0.275, SLG: 0.306										1	0	0	0	0	0	0																	
Russ Springer, R (7, 1) ERA: 6.75										0	0	0	0	0	0	0																	
Jay Bell, R (8, PH) OBP: 0.392, SLG: 0.500										1	0	0	0	0	0	2																	
<b>Inning Stats</b>	R: 2 E: 0 K: 1 S: 17	H: 1 LOB: 1 BB: 1 P: 28	R: 0 E: 0 K: 0 S: 4	H: 0 LOB: 1 BB: 1 P: 11	R: 0 E: 0 K: 1 S: 11	H: 0 LOB: 0 BB: 0 P: 18	R: 0 E: 0 K: 3 S: 11	H: 1 LOB: 1 BB: 0 P: 12	R: 0 E: 0 K: 1 S: 9	H: 0 LOB: 0 BB: 0 P: 13	R: 1 E: 0 K: 2 S: 11	H: 1 LOB: 2 BB: 2 P: 23	R: 0 E: 0 K: 0 S: 7	H: 0 LOB: 1 BB: 1 P: 14	R: 1 E: 0 K: 1 S: 9	H: 2 LOB: 2 BB: 1 P: 14	R: 3 E: 0 K: 2 S: 13	H: 4 LOB: 2 BB: 0 P: 19	1B: 6 2B: 1 3B: 0 HR: 2	SF: 1 SAC: 0 DP: 0 HBP: 2	WP: 0 PB: 0 SB: 1 CS: 1	PA: 44											
<b>PITCHER</b>	IP WLS BF H R ER SO BB IBB HBP BLK WP HR S P ERA WHIP	IP WLS BF H R ER SO BB IBB HBP BLK WP HR S P ERA WHIP																															
Rob Bell, R (1, 1) ERA: 4.08	3.0	13	1	2	2	2	2	0	0	1	32	57	6.00	1.000																			
Jim Brower, R (4, 1) ERA: 5.91	4.0	L	19	4	2	2	6	3	0	0	0	0	40	64	4.50	1.750																	
Scott Winchester, R (8, 1) ERA: 4.91	1.0		4	0	0	0	1	0	1	0	0	0	7	12	0.00	0.000																	
Mark Wohlers, R (9, 1) ERA: 6.88	1.0		8	4	3	3	2	0	0	1	0	0	1	13	19	27.00	4.000																

Batter	1	2	3	4	5	6	7	8	9	AB	R	H	RBI	BB	SO	LOB	BOTTOM																
Donnie Sadler, R (1, 6) OBP: 0.241, SLG: 0.316										4	0	0	0	0	1	0	Arizona Diamondbacks @ Cincinnati Reds Cinergy Field, Cincinnati, OH Thu May 17 2001, 12:35 PM EDT Att: 23,723 - Cloudy - 83 F																
Deion Sanders, L (1, 7) OBP: 0.250, SLG: 0.297										3	0	0	0	0	1	0																	
Alex Ochoa, R (1, 9) OBP: 0.351, SLG: 0.434										3	0	1	0	1	0	0																	
Sean Casey, L (1, 3) OBP: 0.397, SLG: 0.556										4	1	2	0	0	0	2																	
Ruben Rivera, R (1, 8) OBP: 0.325, SLG: 0.427										3	0	0	0	0	2	2																	
Jason LaRue, R (1, 2) OBP: 0.382, SLG: 0.508										3	1	1	2	0	0	1																	
Brandon Larson, R (1, 5) OBP: 0.237, SLG: 0.228										3	0	0	0	0	1	0																	
Juan Castro, R (1, 4) OBP: 0.237, SLG: 0.228										3	0	0	0	0	1	0																	
Rob Bell, R (1, 1) OBP: 0.250, SLG: 0.250										1	0	0	0	0	0	0																	
Jim Brower, R (4, 1) ERA: 5.91										1	0	0	0	0	0	0																	
Scott Winchester, R (8, 1) ERA: 4.91										0	0	0	0	0	0	0																	
Michael Tucker, L (8, PH) OBP: 0.319, SLG: 0.396										1	0	0	0	0	1	0																	
Mark Wohlers, R (9, 1) ERA: 6.88										0	0	0	0	0	0	0																	
<b>Inning Stats</b>	R: 0 E: 0 K: 1 S: 7	H: 0 LOB: 0 BB: 0 P: 10	R: 2 E: 0 K: 0 S: 9	H: 2 LOB: 0 BB: 0 P: 14	R: 0 E: 0 K: 0 S: 8	H: 0 LOB: 0 BB: 0 P: 12	R: 0 E: 0 K: 1 S: 9	H: 1 LOB: 1 BB: 0 P: 14	R: 0 E: 0 K: 1 S: 14	H: 0 LOB: 0 BB: 0 P: 18	R: 0 E: 0 K: 1 S: 11	H: 1 LOB: 2 BB: 1 P: 19	R: 0 E: 0 K: 2 S: 9	H: 0 LOB: 0 BB: 0 P: 14	R: 0 E: 0 K: 1 S: 5	H: 0 LOB: 0 BB: 0 P: 5	R: 0 E: 1 K: 0 S: 8	H: 0 LOB: 0 BB: 0 P: 11	1B: 2 2B: 1 3B: 0 HR: 1	SF: 0 SAC: 0 DP: 1 HBP: 1	WP: 0 PB: 0 SB: 1 CS: 1	PA: 32											
<b>PITCHER</b>	IP WLS BF H R ER SO BB IBB HBP BLK WP HR S P ERA WHIP	IP WLS BF H R ER SO BB IBB HBP BLK WP HR S P ERA WHIP																															
Brian Anderson, L (1, 1) ERA: 6.54	6.0	W	22	4	2	2	4	1	0	1	0	0	1	58	87	3.00	0.833																
Russ Springer, R (7, 1) ERA: 6.75	1.0	H	3	0	0	0	2	0	0	0	0	0	9	14	0.00	0.000																	
Erik Sabel, R (8, 1) ERA: 4.15	0.1	H	1	0	0	0	0	0	0	0	0	0	1	1	0.00	0.000																	
Greg Swindell, L (8, 1) ERA: 4.15	0.2	H	2	0	0	0	1	0	0	0	0	0	4	4	0.00	0.000																	
Bret Prinz, R (9, 1) ERA: 6.88	1.0		3	0	0	0	0	0	0	0	0	0	8	11	0.00	0.000																	



Batter	1	2	3	4	5	6	7	8	9	AB	R	H	RBI	BB	SO	LOB	TOP								
<b>Donnie Sadler, R</b> OBP: 0.258, SLG: 0.328 (1, 6)	G6-3			G2-3	2B 1B		CS 1B			4	1	2	0	0	0	0	<b>Cincinnati Reds @ Houston Astros</b> Enron Field, Houston, TX Fri May 18 2001, 8:05 PM EDT Att: 36,223 - Sunny - 83 F								
<b>Dmitri Young, S</b> OBP: 0.394, SLG: 0.547 (1, 7) (8, 3)	G4-3			FC4-6 1B	1B 2B		CS 1-2	CS 1B		4	1	3	1	0	0	0									
<b>Sean Casey, L</b> OBP: 0.319, SLG: 0.396 (1, 3) (8, 7)	F7			FC4-6 1B HR	1B			F5		4	1	1	1	0	0	2									
<b>Michael Tucker, L</b> OBP: 0.319, SLG: 0.396 (8, 7)										0	0	0	0	0	0	0									
<b>Alex Ochoa, R</b> OBP: 0.348, SLG: 0.429 (1, 9)		L9		HR 1B	F7			K		4	1	1	0	0	1	2									
<b>Ruben Rivera, R</b> OBP: 0.321, SLG: 0.430 (1, 8)		K		E6 HR				G1-3	SH1-4 1B 2B	4	2	1	0	0	1	2									
<b>Jason LaRue, R</b> OBP: 0.380, SLG: 0.545 (1, 2)		F8						F8	SH1-4	3	1	1	4	0	0	0									
<b>Brandon Larson, R</b> OBP: 0.111, SLG: 0.111 (1, 5)					F9			P6	G5-4-3 1B	4	0	1	1	0	1	0									
<b>Juan Castro, R</b> OBP: 0.222, SLG: 0.213 (1, 4)								P3	G5-4-3	4	0	0	0	0	2	1									
<b>Oswaldo Fernandez, R</b> OBP: 0.133, SLG: 0.071 (1, 1)										3	0	0	0	0	2	0									
<b>Scott Sullivan, R</b> ERA: 4.7 (7, 1)										0	0	0	0	0	0	0									
<b>John Riedling, R</b> ERA: 4.7 (7, 1)										0	0	0	0	0	0	0									
<b>Danny Graves, R</b> ERA: 3.35 (9, 1)										0	0	0	0	0	0	0									
<b>Inning Stats</b>	R: 0 E: 0 K: 0 S: 5	H: 0 LOB: 0 BB: 0 P: 7	R: 0 E: 0 K: 1 S: 5	H: 0 LOB: 0 BB: 0 P: 7	R: 0 E: 0 K: 2 S: 10	H: 0 LOB: 0 BB: 0 P: 14	R: 4 E: 1 K: 0 S: 13	H: 3 LOB: 0 BB: 0 P: 15	R: 2 E: 0 K: 2 S: 16	H: 3 LOB: 1 BB: 0 P: 22	R: 0 E: 0 K: 0 S: 7	H: 0 LOB: 0 BB: 0 P: 13	R: 0 E: 0 K: 1 S: 9	H: 1 LOB: 0 BB: 0 P: 13	R: 0 E: 0 K: 1 S: 9	H: 1 LOB: 0 BB: 0 P: 11	R: 1 E: 0 K: 0 S: 9	H: 2 LOB: 0 BB: 0 P: 12	1B: 7 2B: 2 3B: 0 HR: 1	SF: 0 SAC: 1 DP: 1 HBP: 0	WP: 0 PB: 0 SB: 0 CS: 2	PA: 36			
<b>PITCHER</b>	IP	WLS	BF	H	R	ER	SO	BB	IBB	HBP	BLK	WP	HR	S	P	ERA	WHIP								
<b>Kent Bottenfield, R</b> ERA: 4.7 (1, 1)	5.0	L	22	6	6	2	5	0	0	0	0	0	1	49	65	3.60	1.200								
<b>Octavio Dotel, R</b> ERA: 4.7 (8, 1)	2.0		6	1	0	0	1	0	0	0	0	0	0	16	26	0.00	0.500								
<b>Nelson Cruz, R</b> ERA: 3.35 (8, 1)	2.0		7	3	1	1	1	0	0	0	0	0	0	18	23	4.50	1.500								



Batter	1	2	3	4	5	6	7	8	9	AB	R	H	RBI	BB	SO	LOB	BOTTOM								
<b>Julio Lugo, R</b> OBP: 0.342, SLG: 0.500 (1, 6)	G6-3		G6-3		FC5-4 1-2 2-3		2B BB			4	1	1	0	1	0	2	<b>Cincinnati Reds @ Houston Astros</b> Enron Field, Houston, TX Fri May 18 2001, 8:05 PM EDT Att: 36,223 - Sunny - 83 F								
<b>Craig Biggio, R</b> OBP: 0.396, SLG: 0.429 (1, 4)	G6-3		F7			K	17 FC6 1B 2B		F9	5	0	1	1	0	1	1									
<b>5 Jeff Bagwell, R</b> OBP: 0.315, SLG: 0.544 (1, 3)	G6-3			G4-3		K	17 FC6 BB		G5-3	4	0	0	0	1	1	1									
<b>17 Lance Berkman, S</b> OBP: 0.467, SLG: 0.624 (1, 8) (8, 1)		G4-3				G4-3	FC6 1-2 2-3			4	0	0	0	0	1	2									
<b>Moises Alou, R</b> OBP: 0.448, SLG: 0.644 (1, 9)		F8				G4-3		G5-3	K	4	0	0	0	0	1	0									
<b>Richard Hidalgo, R</b> OBP: 0.387, SLG: 0.600 (1, 7) (8, 8)										1	1	1	0	3	0	0									
<b>Vinny Castilla, R</b> OBP: 0.252, SLG: 0.376 (1, 5)										4	0	1	0	0	1	3									
<b>Brad Ausmus, R</b> OBP: 0.267, SLG: 0.289 (1, 2)										4	1	2	0	0	0	3									
<b>Kent Bottenfield, R</b> OBP: 0.200, SLG: 0.200 ERA: 5.44 (5, PH)										1	0	0	0	0	0	0									
<b>Orlando Merced, S</b> OBP: 0.236, SLG: 0.500 (6, PH)										1	0	0	0	0	1	2									
<b>Octavio Dotel, R</b> OBP: 0.143, SLG: 0.143 (6, 1)										0	0	0	0	0	0	0									
<b>Darvle Ward, L</b> OBP: 0.375, SLG: 0.556 (7, PH) (8, 7)										2	1	1	3	0	0	0									
<b>Inning Stats</b>	R: 0 E: 0 K: 0 S: 8	H: 0 LOB: 0 BB: 0 P: 13	R: 0 E: 0 K: 0 S: 12	H: 1 LOB: 2 BB: 1 P: 20	R: 0 E: 0 K: 1 S: 6	H: 0 LOB: 0 BB: 0 P: 13	R: 0 E: 0 K: 1 S: 10	H: 0 LOB: 0 BB: 0 P: 16	R: 0 E: 0 K: 2 S: 15	H: 0 LOB: 0 BB: 0 P: 20	R: 4 E: 0 K: 0 S: 16	H: 3 LOB: 3 BB: 3 P: 35	R: 0 E: 0 K: 2 S: 8	H: 0 LOB: 1 BB: 1 P: 15	R: 0 E: 0 K: 0 S: 12	H: 1 LOB: 1 BB: 0 P: 16	1B: 4 2B: 2 3B: 0 HR: 1	SF: 0 SAC: 0 DP: 0 HBP: 0	WP: 0 PB: 0 SB: 0 CS: 0	PA: 39					
<b>PITCHER</b>	IP	WLS	BF	H	R	ER	SO	BB	IBB	HBP	BLK	WP	HR	S	P	ERA	WHIP								
<b>Oswaldo Fernandez, R</b> ERA: 5.44 (1, 1)	6.2	W	27	5	3	3	4	2	0	0	0	0	0	70	116	4.05	1.050								
<b>Scott Sullivan, R</b> ERA: 4.5 (7, 1)	0.0		3	1	1	1	0	2	0	0	0	0	0	6	15	-	-								
<b>John Riedling, R</b> ERA: 2.88 (7, 1)	1.1	H	5	0	0	0	2	1	0	0	0	0	0	9	17	0.00	0.750								
<b>Danny Graves, R</b> ERA: 3.15 (9, 1)	1.0	S	4	1	0	0	0	0	0	0	0	0	0	12	16	0.00	1.000								

Batter	1	2	3	4	5	6	7	8	9	AB	R	H	RBI	BB	SO	LOB	TOP										
Donnie Sadler, R (1, 6) OBP: 0.273, SLG: 0.317 Juan Castro, R (7, 6) OBP: 0.222, SLG: 0.213	G3-1		G1-3 BB		G5-3		G5-3			2	0	0	0	2	0	0	<b>Cincinnati Reds @ Houston Astros</b> Enron Field, Houston, TX Sat May 19 2001, 8:05 PM EDT Att: 41,131 - Cloudy - 83 F										
Dmitri Young, S (1, 7) OBP: 0.346, SLG: 0.443 Michael Tucker, L (7, 7) OBP: 0.325, SLG: 0.429	G6-3		G1-3		G4-3			HR		3	0	0	0	0	0	2											
Sean Casey, L (1, 3) OBP: 0.396, SLG: 0.545			K							4	0	2	0	0	1	1											
Alex Ochoa, R (1, 9) OBP: 0.346, SLG: 0.424	G6-3				G6-3		G6-3			4	0	1	0	0	0	1											
Ruben Rivera, R (1, 8) OBP: 0.330, SLG: 0.434										4	0	2	0	0	1	2											
Pokey Reese, R (1, 4) OBP: 0.324, SLG: 0.368										3	1	1	1	1	1	2											
Bill Selby, L (1, 5) Brandon Larson, R (9, PH) OBP: 0.100, SLG: 0.100										3	0	0	0	0	1	2											
Kelly Stinnett, R (1, 2) OBP: 0.352, SLG: 0.423										4	1	1	1	0	2	1											
Chris Reitsma, R (1, 1) OBP: 0.278, SLG: 0.188 Deion Sanders, L (7, PH) OBP: 0.244, SLG: 0.289 Scott Winchester, R (7, 1) Jason LaRue, R (9, PH) OBP: 0.375, SLG: 0.537										2	0	0	0	0	1	0											
<b>Inning Stats</b>	R: 0 E: 0 K: 0 S: 8	H: 1 LOB: 1 BB: 0 P: 11	R: 0 E: 0 K: 1 S: 7	H: 1 LOB: 1 BB: 1 P: 14	R: 0 E: 0 K: 2 S: 8	H: 0 LOB: 1 BB: 1 P: 14	R: 0 E: 0 K: 1 S: 10	H: 1 LOB: 1 BB: 0 P: 14	R: 0 E: 0 K: 0 S: 10	H: 0 LOB: 1 BB: 1 P: 17	R: 0 E: 0 K: 1 S: 6	H: 0 LOB: 0 BB: 0 P: 9	R: 2 E: 0 K: 1 S: 14	H: 2 LOB: 0 BB: 0 P: 16	R: 1 E: 0 K: 1 S: 10	H: 3 LOB: 1 BB: 0 P: 13		R: 0 E: 0 K: 2 S: 8	H: 0 LOB: 0 BB: 0 P: 10	1B: 5 2B: 0 3B: 0 HR: 3	SF: 0 SAC: 0 DP: 1 HBP: 0	WP: 0 PB: 0 SB: 0 CS: 1	PA: 36				
<b>PITCHER</b>	IP	WLS	BF	H	R	ER	SO	BB	IBB	HBP	BLK	WP	HR	S	P	ERA	WHIP										
Wade Miller, R (1, 1) ERA: 2.97	7.0	W	28	5	2	2	6	3	0	0	0	0	2	63	95	2.57	1.143										
Michael Jackson, L (8, 1) ERA: 3.5	1.0	H	5	3	1	1	1	0	0	0	0	0	1	10	13	9.00	3.000										
Billy Wagner, L (9, 1) ERA: 3.1	1.0	S	3	0	0	0	2	0	0	0	0	0	0	8	10	0.00	0.000										

AB	33
R	3
H	8
RBI	3
BB	3
SO	9
LOB	11



Batter	1	2	3	4	5	6	7	8	9	AB	R	H	RBI	BB	SO	LOB	BOTTOM										
Julio Lugo, R (1, 6) OBP: 0.333, SLG: 0.493	F8		SF8		SF7		L8			2	0	0	2	0	0	1	<b>Cincinnati Reds @ Houston Astros</b> Enron Field, Houston, TX Sat May 19 2001, 8:05 PM EDT Att: 41,131 - Cloudy - 83 F										
Craig Biggio, R (1, 4) OBP: 0.392, SLG: 0.424	F9		G6-3		G6-3		E6			4	0	1	0	0	0	1											
5 Jeff Bagwell, R (1, 3) OBP: 0.412, SLG: 0.556	F5				F8					4	1	1	1	0	0	1											
17 Lance Berkman, S (1, 8) OBP: 0.474, SLG: 0.650 Glen Barker, S (9, PR) OBP: 0.235, SLG: 0.143					L9					4	1	3	1	0	0	0											
Moises Alou, R (1, 9) OBP: 0.450, SLG: 0.639										4	0	2	0	0	1	1											
Richard Hidalgo, R (1, 7) OBP: 0.377, SLG: 0.586										3	0	0	1	0	1	2											
Vinny Castilla, R (1, 5) OBP: 0.252, SLG: 0.372										4	1	1	0	0	1	2											
Brad Ausmus, R (1, 2) OBP: 0.276, SLG: 0.306										3	1	2	0	0	0	0											
Wade Miller, R (1, 1) OBP: 0.100, SLG: 0.105 Orlando Merced, S (7, PH) OBP: 0.278, SLG: 0.485 Michael Jackson, R (8, 1) Billy Wagner, L (9, 1)										0	0	0	0	0	0	0											
<b>Inning Stats</b>	R: 0 E: 0 K: 0 S: 9	H: 0 LOB: 0 BB: 0 P: 12	R: 0 E: 0 K: 2 S: 10	H: 1 LOB: 1 BB: 0 P: 13	R: 1 E: 0 K: 0 S: 5	H: 1 LOB: 0 BB: 0 P: 8	R: 0 E: 0 K: 0 S: 8	H: 1 LOB: 1 BB: 0 P: 11	R: 1 E: 0 K: 0 S: 11	H: 2 LOB: 1 BB: 0 P: 17	R: 2 E: 0 K: 1 S: 9	H: 2 LOB: 0 BB: 0 P: 13	R: 1 E: 2 K: 0 S: 12	H: 1 LOB: 1 BB: 0 P: 15	R: 1 E: 0 K: 0 S: 6	H: 2 LOB: 1 BB: 0 P: 9		R: 1 E: 0 K: 0 S: 6	H: 2 LOB: 1 BB: 0 P: 9	1B: 7 2B: 2 3B: 0 HR: 2	SF: 3 SAC: 2 DP: 1 HBP: 0	WP: 1 PB: 0 SB: 1 CS: 0	PA: 34				
<b>PITCHER</b>	IP	WLS	BF	H	R	ER	SO	BB	IBB	HBP	BLK	WP	HR	S	P	ERA	WHIP										
Chris Reitsma, R (1, 1) ERA: 4.37	6.0	L	25	7	4	4	3	0	0	0	0	0	2	52	74	6.00	1.167										
Scott Winchester, R (7, 1) ERA: 4.82	2.0		9	3	2	1	0	0	0	0	0	0	0	18	24	4.50	1.500										



Batter	1	2	3	4	5	6	7	8	9	AB	R	H	RBI	BB	SO	LOB	TOP				
<b>Pokey Reese, R</b> OBP: 0.314, SLG: 0.372	2-1 G4-3 1B		0-2 G4-6-3	0-0 1B		4-0 F8 WP BB		1-2 G4-3		4	1	2	1	1	0	1					
<b>Michael Tucker, L</b> OBP: 0.328, SLG: 0.448	3-3 K		3-1 HR	1-1 F7		4-0 F8 BB		0-0 G3		4	1	1	1	1	1	3					
<b>Sean Casey, L</b> OBP: 0.396, SLG: 0.561	0-0 G4-3		2-0 HR	1-0 1B		2-3 K		0-1 F5		5	1	2	3	0	1	2					
<b>Alex Ochoa, R</b> OBP: 0.341, SLG: 0.417	0-0 E6		1-0 1B	3-H P4		0-1 F8		0-3 K		5	0	1	0	0	1	4					
<b>Ruben Rivera, R</b> OBP: 0.323, SLG: 0.414	3-3 K		1-3 K		1-1 FC5-4 1B HBP	3-3 K		1-2 F2		4	0	0	0	0	3	4					
<b>Jason LaRue, R</b> OBP: 0.381, SLG: 0.535		1-2 G5-3		1-1 BB 1B	1-0 FC5-4 1B		1-3 K			4	1	2	0	0	1	0					
<b>Brandon Larson, R</b> OBP: 0.143, SLG: 0.077		2-1 P6		4-1 1B BB	0-1 FC5-4 1B		0-0 P6			3	1	0	0	1	0	2					
<b>Juan Castro, R</b> OBP: 0.224, SLG: 0.215		0-0 L7		1-1 1B 1B	0-3 K		0-1 G5-3			4	1	1	1	0	1	2					
<b>Elmer Dessens, R</b> OBP: 0.222, SLG: 0.125			1-1 K	3-3 K	2-3 K		0-3 K			3	0	1	0	0	2	4					
<b>Scott Sullivan, R</b> OBP: 0.222, SLG: 0.125										1	0	0	0	0	1	0					
<b>Danny Graves, R</b> OBP: 0.222, SLG: 0.125										0	0	0	0	0	0	0					
<b>Inning Stats</b>	R: 1 E: 1 K: 2 S: 10	H: 1 LOB: 1 BB: 0 P: 18	R: 0 E: 0 K: 0 S: 8	H: 0 LOB: 0 BB: 0 P: 11	R: 2 E: 0 K: 1 S: 13	H: 4 LOB: 1 BB: 0 P: 21	R: 3 E: 0 K: 1 S: 13	H: 4 LOB: 2 BB: 1 P: 26	R: 0 E: 0 K: 2 S: 8	H: 0 LOB: 2 BB: 0 P: 17	R: 0 E: 0 K: 1 S: 8	H: 0 LOB: 0 BB: 0 P: 9	R: 0 E: 0 K: 1 S: 7	H: 0 LOB: 0 BB: 0 P: 8	R: 0 E: 0 K: 1 S: 9	H: 0 LOB: 0 BB: 0 P: 10	1B: 8 2B: 0 3B: 0 HR: 2	SF: 0 SAC: 0 DP: 1 HBP: 1	WP: 1 PB: 0 SB: 2 CS: 0	PA: 41	
<b>PITCHER</b>	IP	WLS	BF	H	R	ER	SO	BB	IBB	HBP	BLK	WP	HR	S	P	ERA	WHIP				
<b>Jose Lima, R</b> ERA: 7.14	3.1	L	19	8	6	5	4	1	0	0	0	0	2	40	68	13.50	2.700				
<b>44 Roy Oswalt, R</b> ERA: 0.93	1.2		8	2	0	0	2	0	0	1	0	0	0	17	25	0.00	1.200				
<b>Octavio Dotel, R</b> ERA: 4.41	2.0		8	0	0	0	3	2	0	0	0	1	0	16	30	0.00	1.000				
<b>Jay Powell, R</b> ERA: 4.64	1.0		3	0	0	0	1	0	0	0	0	0	0	7	8	0.00	0.000				
<b>Nelson Cruz, R</b> ERA: 3.2	1.0		3	0	0	0	1	0	0	0	0	0	0	9	10	0.00	0.000				

Cincinnati Reds @ Houston Astros  
Enron Field, Houston, TX  
Sun May 20 2001, 2:35 PM EDT  
Att: 36,296 - Dome - 72 F

AB 37  
R 6  
H 10  
RBI 6  
BB 3  
SO 11  
LOB 22



Batter	1	2	3	4	5	6	7	8	9	AB	R	H	RBI	BB	SO	LOB	BOTTOM					
<b>Julio Lugo, R</b> OBP: 0.331, SLG: 0.487			2-3 K		2-2 1B 1B		3-3 K		2-0 17 G4-3 2B	4	1	1	0	0	3	0						
<b>5 Jeff Bagwell, R</b> OBP: 0.415, SLG: 0.566					1-2 1B 1B					1	0	1	0	0	0	0						
<b>Jose Vizcaino, S</b> OBP: 0.310, SLG: 0.315	0-0 G5-3		2-1 G4-3		0-1 FC5 1B		1-2 PB 1B		0-2 L5	5	0	2	0	0	0	1						
<b>17 Lance Berkman, S</b> OBP: 0.483, SLG: 0.662				0-1 1B	0-0 FC5 1B		2-1 PB 1B		0-0 G4-3	5	1	4	2	0	0	1						
<b>Richard Hidalgo, R</b> OBP: 0.365, SLG: 0.565	2-2 F5		2-1 G6-3		1-1 F8		1-3 K		0-1 G6-3	5	0	0	0	0	1	7						
<b>Moises Alou, R</b> OBP: 0.452, SLG: 0.661		3-2 L9		2-2 CS 1B	0-0 FC5		2-0 HR			4	1	2	2	0	0	2						
<b>Darley Ward, L</b> OBP: 0.369, SLG: 0.579		2-3 K2-3		3-2 E7		2-1 P6		3-2 HR		4	1	1	1	0	1	1						
<b>Charlie Hayes, R</b> OBP: 0.240, SLG: 0.100		4-2 BB		0-0 G5-3		0-3 K		2-2 G6-3		3	0	0	0	1	1	1						
<b>Brad Ausmus, R</b> OBP: 0.268, SLG: 0.297		1-2 P4			2-2 F9		0-2 G4-3		1-3 K	4	0	0	0	0	1	1						
<b>Jose Lima, R</b> ERA: 7.14			0-3 K		1-1 1B PB 1B		3-3 K		0-0 G6-3	1	0	0	0	0	1	0						
<b>44 Roy Oswalt, R</b> ERA: 0.93										0	0	0	0	0	0	0						
<b>Orlando Merced, S</b> ERA: 0.500										1	1	1	0	0	0	0						
<b>Octavio Dotel, R</b> ERA: 4.41										0	0	0	0	0	0	0						
<b>Glen Barker, S</b> ERA: 0.133										1	0	0	0	0	0	0						
<b>Jay Powell, R</b> ERA: 4.64										0	0	0	0	0	0	0						
<b>Vinny Castilla, R</b> ERA: 0.368										1	0	0	0	0	0	0						
<b>Nelson Cruz, R</b> ERA: 3.2										0	0	0	0	0	0	0						
<b>Inning Stats</b>	R: 0 E: 0 K: 1 S: 11	H: 1 LOB: 1 BB: 0 P: 16	R: 0 E: 0 K: 1 S: 13	H: 0 LOB: 1 BB: 1 P: 23	R: 0 E: 0 K: 2 S: 8	H: 0 LOB: 0 BB: 0 P: 12	R: 1 E: 0 K: 0 S: 11	H: 2 LOB: 1 BB: 0 P: 18	R: 2 E: 0 K: 0 S: 18	H: 4 LOB: 2 BB: 0 P: 24	R: 0 E: 0 K: 1 S: 8	H: 0 LOB: 0 BB: 0 P: 10	R: 0 E: 0 K: 3 S: 17	H: 2 LOB: 2 BB: 0 P: 27	R: 2 E: 0 K: 1 S: 13	H: 2 LOB: 1 BB: 0 P: 21	R: 0 E: 0 K: 0 S: 8	H: 1 LOB: 1 BB: 0 P: 10	1B: 8 2B: 2 3B: 0 HR: 2	SF: 0 SAC: 0 DP: 0 HBP: 0	WP: 0 PB: 2 SB: 0 CS: 1	PA: 40
<b>PITCHER</b>	IP	WLS	BF	H	R	ER	SO	BB	IBB	HBP	BLK	WP	HR	S	P	ERA	WHIP					
<b>Elmer Dessens, R</b> ERA: 4.94	5.0	W	23	7	3	3	4	1	0	0	0	0	2	30	47	9.00	2.000					
<b>Scott Sullivan, R</b> ERA: 4.85	2.0	H	10	4	2	2	4	0	0	0	0	0	2	30	47	9.00	2.000					
<b>Danny Graves, R</b> ERA: 2.86	2.0	S	7	1	0	0	1	0	0	0	0	0	0	16	21	0.00	0.500					

Cincinnati Reds @ Houston Astros  
Enron Field, Houston, TX  
Sun May 20 2001, 2:35 PM EDT  
Att: 36,296 - Dome - 72 F


AB 39  
R 5  
H 12  
RBI 5  
BB 1  
SO 9  
LOB 14



Batter	1	2	3	4	5	6	7	8	9	AB	R	H	RBI	BB	SO	LOB	TOP										
<b>Pokey Reese, R</b> OBP: 0.313, SLG: 0.364 (1, 6)	2-1 G6-3		1-2 G1-3			4-2 PB 1B BB	3-2 F9			3	1	0	0	1	0	0											
<b>Michael Tucker, L</b> OBP: 0.333, SLG: 0.445 (1, 7)	4-2 2B BB		2-0 G4-3			1-2 BB 1B		1-1 G3		3	2	1	1	1	0	0											
<b>Sean Casey, L</b> OBP: 0.399, SLG: 0.563 (1, 3)	3-1 1-H 2B			1-1 G4-3		4-0 FC6-4 1B BB		0-0 G4-3		3	0	1	1	1	0	0											
<b>Alex Ochoa, R</b> OBP: 0.333, SLG: 0.406 (1, 9)	0-1 F9			1-3 K		2-1 L7		1-1 G6-3		4	0	0	0	0	1	3											
<b>Ruben Rivera, R</b> OBP: 0.320, SLG: 0.407 (1, 8)	3-3 K			0-0 G3		0-0 FC6-4 1B			2-3 K	4	0	1	1	0	2	1											
<b>Jason LaRue, R</b> OBP: 0.375, SLG: 0.533 (1, 2)		0-1 G4-3			1-1 F8 2B	0-1 FC6-4 S		0-3 K		4	0	1	0	0	1	2											
<b>Donnie Sadler, R</b> OBP: 0.251, SLG: 0.303 <b>John Riedling, R</b> (6, 1)		2-2 G5-3			2-2 F8	2-3 K		1-3 K		3	0	0	0	0	1	3	AB 30										
<b>Deion Sanders, L</b> OBP: 0.238, SLG: 0.282 (9, PH)					2-3 K	1-2 K				1	0	0	0	0	1	0	R 3										
<b>Brandon Larson, R</b> OBP: 0.176, SLG: 0.067 (1, 5)		1-1 G5-3			4-2 L3 BB			1-3 K		2	0	0	0	1	1	0	H 4										
<b>Brian Reith, R</b> (1, 1)					3-2 L3			2-3 K		1	0	0	0	0	0	0	RBI 3										
<b>Bill Selby, L</b> (5, PH)					0-1 G1-4-3					1	0	0	0	0	0	2	BB 4										
<b>Jim Brower, L</b> OBP: 0.250, SLG: 0.333 <b>Juan Castro, R</b> OBP: 0.221, SLG: 0.212 (6, 4)					1-2 L3					0	0	0	0	0	0	0	SO 8										
<b>Inning Stats</b>	R: 1 E: 0 K: 1 S: 14	H: 1 LOB: 1 BB: 1 P: 26	R: 0 E: 0 K: 0 S: 7	H: 0 LOB: 0 BB: 0 P: 10	R: 0 E: 0 K: 0 S: 6	H: 0 LOB: 0 BB: 0 P: 9	R: 0 E: 0 K: 1 S: 6	H: 0 LOB: 0 BB: 0 P: 8	R: 0 E: 0 K: 0 S: 11	H: 1 LOB: 1 BB: 1 P: 21	R: 2 E: 0 K: 1 S: 15	H: 2 LOB: 2 BB: 0 P: 28	R: 0 E: 0 K: 0 S: 10	H: 0 LOB: 0 BB: 0 P: 16	R: 0 E: 0 K: 3 S: 13	H: 0 LOB: 0 BB: 0 P: 16	1B: 2 2B: 3 3B: 0 HR: 0	SF: 0 SAC: 0 DP: 1 HBP: 0	WP: 0 PB: 1 SB: 1 CS: 0	PA: 34							
<b>PITCHER</b>	IP	WLS	BF	H	R	ER	SO	BB	IBB	HBP	BLK	WP	HR	S	P	ERA	WHIP										
<b>Julian Tavarez, R</b> ERA: 3.15 (1, 1)	5.0		21	3	3	3	2	4	0	0	0	0	0	50	89	5.40	1.400										
<b>Courtney Duncan, R</b> ERA: 2.96 (6, 1)	1.0	W	4	1	0	0	1	0	0	0	0	0	0	9	13	0.00	1.000										
<b>Kyle Farnsworth, R</b> ERA: 3.13 (7, 1)	1.0	H	3	0	0	0	2	0	0	0	0	0	0	10	16	0.00	0.000										
<b>Jeff Fassero, L</b> ERA: 3.74 (8, 1)	1.0	H	3	0	0	0	0	0	0	0	0	0	0	5	7	0.00	0.000										
<b>Tom Gordon, R</b> ERA: 6.43 (9, 1)	1.0	S	3	0	0	0	3	0	0	0	0	0	0	13	16	0.00	0.000										

Cincinnati Reds @ Chicago Cubs  
Wrigley Field, Chicago, IL  
Tue May 22 2001, 7:05 PM CDT  
Att: 37,385 - Sunny - 57 F


AB 30  
R 3  
H 4  
RBI 3  
BB 4  
SO 8  
LOB 11



Batter	1	2	3	4	5	6	7	8	9	AB	R	H	RBI	BB	SO	LOB	BOTTOM										
<b>Miguel Cairo, R</b> OBP: 0.611, SLG: 0.692 (1, 4)	2-1 HR		2-2 E6 CS		4-0 1B SH1-3 BB	4-2 BLK BB		3-3 K		3	1	1	1	2	1	0											
<b>Ricky Gutierrez, R</b> OBP: 0.333, SLG: 0.387 (1, 6)	0-2 L8		4-0 2B BB		1-1 SH1-3	4-1 FC5-4 BB		3-3 K		2	1	0	0	2	1	0											
<b>Ron Coomer, R</b> OBP: 0.373, SLG: 0.452 (8, 3)	0-0 1B		1-2 1-H 2B		3-2 1B	0-1 FC5-4 1-2		1-0 HBP		4	0	3	1	0	0	3											
<b>Todd Hundley, S</b> OBP: 0.289, SLG: 0.380 (1, 2)	1-3 K		1-3 K		1-2 F7		2-2 G4-3 2B	0-0 G1-3		5	1	1	0	0	2	5											
<b>Rondell White, R</b> OBP: 0.310, SLG: 0.390 (1, 7)	0-3 K			1-3 K	2-3 K		0-0 G4-3		2-3 K	4	0	0	0	0	3	4											
<b>Matt Stairs, L</b> OBP: 0.336, SLG: 0.363 <b>Augie Ojeda, S</b> OBP: 0.256, SLG: 0.341 (8, 5)		1-1 G5-3		2-1 G1-3		4-2 1B FC3-5-2 BB	4-1 G4-3 1B BB			2	0	0	0	2	0	0											
<b>Gary Matthews, S</b> OBP: 0.269, SLG: 0.353 (1, 8)		2-2 G4-3		0-0 2B 1B		1-0 FC3-5-2 BLK 1B	0-1 G4-3 1B			4	2	3	0	0	0	0	AB 32										
<b>Todd Dunwoody, L</b> OBP: 0.316, SLG: 0.333 (1, 9)		1-1 F8		1-1 2B		0-0 FC3-5-2 BLK	0-0 G4-3			4	0	1	2	0	0	4	R 5										
<b>Julian Tavarez, L</b> OBP: 0.274, SLG: 0.154 <b>Courtney Duncan, L</b> (6, PH) <b>15 Julio Zuleta, R</b> OBP: 0.207, SLG: 0.499 <b>Kyle Farnsworth, R</b> (7, PH) <b>Eric Young Sr., R</b> OBP: 0.348, SLG: 0.443 <b>Jeff Fassero, L</b> (8, 1) <b>Tom Gordon, R</b> (9, 1)			2-3 K	0-0 G3		0-0 P4	1-1 F7			2	0	0	0	0	1	1	H 9										
<b>Inning Stats</b>	R: 1 E: 0 K: 2 S: 12	H: 2 LOB: 1 BB: 0 P: 15	R: 0 E: 0 K: 0 S: 8	H: 0 LOB: 0 BB: 0 P: 12	R: 1 E: 1 K: 2 S: 13	H: 1 LOB: 1 BB: 1 P: 23	R: 1 E: 0 K: 1 S: 9	H: 2 LOB: 1 BB: 0 P: 13	R: 0 E: 0 K: 1 S: 13	H: 1 LOB: 2 BB: 1 P: 24	R: 1 E: 0 K: 0 S: 12	H: 1 LOB: 3 BB: 3 P: 26	R: 1 E: 0 K: 0 S: 10	H: 2 LOB: 2 BB: 1 P: 18	R: 0 E: 0 K: 2 S: 9	H: 0 LOB: 1 BB: 0 P: 16	1B: 5 2B: 3 3B: 0 HR: 1	SF: 0 SAC: 1 DP: 0 HBP: 1	WP: 0 PB: 0 SB: 0 CS: 1	PA: 40							
<b>PITCHER</b>	IP	WLS	BF	H	R	ER	SO	BB	IBB	HBP	BLK	WP	HR	S	P	ERA	WHIP										
<b>Brian Reith, R</b> ERA: 4.35 (1, 1)	4.0		18	5	3	3	5	1	0	0	0	0	0	42	63	6.75	1.500										
<b>Jim Brower, R</b> ERA: 5.88 (5, 1)	1.2	L	11	2	1	1	1	4	0	0	1	0	0	23	48	5.40	3.600										
<b>John Riedling, R</b> ERA: 2.96 (6, 1)	2.1		11	2	1	1	2	1	0	1	0	0	0	21	36	3.86	1.286										

Cincinnati Reds @ Chicago Cubs  
Wrigley Field, Chicago, IL  
Tue May 22 2001, 7:05 PM CDT  
Att: 37,385 - Sunny - 57 F

AB 32  
R 5  
H 9  
RBI 4  
BB 6  
SO 8  
LOB 21





Batter	1	2	3	4	5	6	7	8	9	AB	R	H	RBI	BB	SO	LOB	TOP			
<b>Deion Sanders, L</b> (1, 7) OBP: 0.229, SLG: 0.250	F9			F8			G1-3			3	0	0	0	0	0	0				
<b>Donnie Sadler, R</b> (1, 6) OBP: 0.276, SLG: 0.286	F7			G6-3			F9			3	0	0	0	0	0	0				
<b>Sean Casey, L</b> (1, 3) OBP: 0.389, SLG: 0.544	G6-3			G3			G4-3			3	0	0	0	0	0	0				
<b>Alex Ochoa, R</b> (1, 9)				F8			G4-3			3	0	0	0	0	1	0				
<b>Michael Tucker, L</b> (1, 8) OBP: 0.321, SLG: 0.427	G4-3			G6-3			G6-3			3	0	0	0	0	0	0				
<b>Jason LaRue, R</b> (1, 2) OBP: 0.359, SLG: 0.506	G6-3						K			3	0	0	0	0	1	0				
<b>Bill Selby, L</b> (1, 5) OBP: 0.182, SLG: 0.182				F7			F7			3	0	0	0	0	0	0				
<b>Juan Castro, R</b> (1, 4) OBP: 0.253, SLG: 0.225				F9			B1-6-4 1B			2	0	1	0	1	0	0				
<b>Oswaldo Fernandez, R</b> (1, 1) OBP: 0.125, SLG: 0.067				G6-3			B1-6-4 1-2			1	0	0	0	0	0	0				
<b>Scott Winchester, R</b> (4, 1)										1	0	0	0	0	0	1				
<b>Ruben Rivera, R</b> (9, FH) OBP: 0.314, SLG: 0.427										1	0	0	0	0	0	1				
<b>Inning Stats</b>	R: 0 E: 0 K: 0 S: 7	H: 0 LOB: 0 BB: 0 P: 9	R: 0 E: 0 K: 0 S: 5	H: 0 LOB: 0 BB: 0 P: 5	R: 0 E: 0 K: 0 S: 7	H: 0 LOB: 0 BB: 0 P: 9	R: 0 E: 0 K: 0 S: 5	H: 0 LOB: 0 BB: 0 P: 6	R: 0 E: 0 K: 1 S: 5	H: 1 LOB: 0 BB: 0 P: 7	R: 0 E: 0 K: 0 S: 5	H: 0 LOB: 0 BB: 0 P: 8	R: 0 E: 0 K: 1 S: 8	H: 0 LOB: 0 BB: 0 P: 10	R: 0 E: 0 K: 0 S: 8	H: 0 LOB: 0 BB: 1 P: 16	1B: 1 2B: 0 3B: 0 HR: 0	SF: 0 SAC: 0 DP: 2 HBP: 0	WP: 0 PB: 0 SB: 0 CS: 0	PA: 27
<b>PITCHER</b> <b>Jon Lieber, R</b> (1, 1) ERA: 3.25	IP: 9.0 WLS: W BF: 27 H: 1 R: 0 ER: 0 SO: 2 BB: 1 IBB: 0 HBP: 0 BLK: 0 WP: 0 HR: 0 S: 56 P: 78 ERA: 0.00 WHIP: 0.222																			

Cincinnati Reds @ Chicago Cubs  
Wrigley Field, Chicago, IL  
Thu May 24 2001, 1:20 PM CDT  
Att: 26,227 - Sunny - 60 F

AB	26
R	0
H	1
RBI	0
BB	1
SO	2
LOB	2



Batter	1	2	3	4	5	6	7	8	9	AB	R	H	RBI	BB	SO	LOB	BOTTOM	
<b>Eric Young Sr., R</b> (1, 4) OBP: 0.328, SLG: 0.418	1B 2B	G3								4	1	3	0	0	0	0		
<b>Ricky Gutierrez, R</b> (1, 6) OBP: 0.337, SLG: 0.387	B2-3			G1-4-3 1B			G4-3 1-2			3	0	1	0	0	0	2		
<b>Sammy Sosa, R</b> (1, 9) OBP: 0.431, SLG: 0.607	1B 2H	1B		F3			G6-4-3 1B			3	0	2	1	1	0	1		
<b>Ron Coomer, R</b> (1, 5) OBP: 0.356, SLG: 0.426	F9			G1-4-3 1-2			P5			2	0	0	0	0	0	2		
<b>Augie Ojeda, S</b> (4, 5) OBP: 0.244, SLG: 0.326	F9									2	0	0	0	0	1	3		
<b>Todd Hundley, S</b> (1, 2) OBP: 0.290, SLG: 0.378	15 FC6-4 1B			K			G6-4-3 1-2			3	0	1	0	0	1	1		
<b>15 Julio Zuleta, R</b> (1, 3) OBP: 0.305, SLG: 0.458	FC6-4 1-2			F8						3	0	0	0	0	0	2		
<b>Matt Stairs, L</b> (1, 7) OBP: 0.333, SLG: 0.367				K						3	1	1	0	0	1	0		
<b>Gary Matthews, S</b> (1, 8) OBP: 0.273, SLG: 0.385										3	1	2	2	0	0	0		
<b>Jon Lieber, L</b> (1, 1) OBP: 0.192, SLG: 0.167	F9-3 1-2						G4-3			3	0	0	0	0	0	2		
<b>Inning Stats</b>	R: 1 E: 0 K: 0 S: 13	H: 3 LOB: 2 BB: 0 P: 21	R: 1 E: 0 K: 0 S: 7	H: 2 LOB: 0 BB: 0 P: 12	R: 0 E: 0 K: 2 S: 10	H: 1 LOB: 0 BB: 0 P: 13	R: 1 E: 0 K: 0 S: 6	H: 2 LOB: 0 BB: 0 P: 9	R: 0 E: 0 K: 0 S: 6	H: 1 LOB: 0 BB: 0 P: 8	R: 0 E: 1 K: 0 S: 7	H: 0 LOB: 1 BB: 0 P: 10	R: 0 E: 0 K: 1 S: 5	H: 1 LOB: 2 BB: 1 P: 11	1B: 7 2B: 4 3B: 0 HR: 1	SF: 0 SAC: 1 DP: 4 HBP: 0	WP: 0 PB: 0 SB: 0 CS: 2	PA: 31
<b>PITCHER</b> <b>Oswaldo Fernandez, R</b> (1, 1) ERA: 5.44	IP: 3.1 WLS: L BF: 14 H: 6 R: 2 ER: 2 SO: 1 BB: 0 IBB: 0 HBP: 0 BLK: 0 WP: 0 HR: 0 S: 30 P: 47 ERA: 5.40 WHIP: 1.800																	
<b>Scott Winchester, R</b> (4, 1) ERA: 3.86	IP: 4.2 WLS: L BF: 17 H: 4 R: 1 ER: 1 SO: 2 BB: 0 IBB: 1 HBP: 0 BLK: 0 WP: 0 HR: 1 S: 30 P: 46 ERA: 1.93 WHIP: 0.857																	

Cincinnati Reds @ Chicago Cubs  
Wrigley Field, Chicago, IL  
Thu May 24 2001, 1:20 PM CDT  
Att: 26,227 - Sunny - 60 F

AB	29
R	3
H	10
RBI	3
BB	1
SO	3
LOB	13



Batter	1	2	3	4	5	6	7	8	9	AB	R	H	RBI	BB	SO	LOB	TOP								
<b>Fernando Vina, L</b> OBP: 0.371, SLG: 0.415	G1-3 15 G4-3 2B		G3		B1-3			G6-3	L9	5	1	1	0	0	0	0									
<b>Placido Polanco, R</b> OBP: 0.385, SLG: 0.392	G1-3				G6-3			F7		4	0	1	0	0	0	1									
<b>15 Jim Edmonds, L</b> OBP: 0.414, SLG: 0.571	G4-3				G4-3					3	0	0	1	1	1	1									
<b>5 Albert Pujols, R</b> OBP: 0.429, SLG: 0.675	K				G6-3			K		4	0	0	0	0	3	1									
<b>Ray Lankford, L</b> OBP: 0.395, SLG: 0.636																									
<b>Edgar Renteria, R</b> OBP: 0.285, SLG: 0.357																									
<b>Kerry Robinson, L</b> OBP: 0.448, SLG: 0.417																									
<b>Mike Matheny, R</b> OBP: 0.320, SLG: 0.290																									
<b>Bobby Bonilla, S</b> OBP: 0.356, SLG: 0.408																									
<b>Eli Marrero, R</b> OBP: 0.319, SLG: 0.438																									
<b>Andy Benes, R</b> OBP: 0.198, SLG: 0.313																									
<b>Larry Surot, L</b> OBP: 0.143, SLG: 0.226																									
<b>Steve Kline, S</b> OBP: 0.220																									
<b>Alan Benes, R</b> OBP: 0.263, SLG: 0.176																									
<b>Craig Paquette, R</b> OBP: 0.263, SLG: 0.437																									
<b>Dave Veres, R</b> OBP: 0.319, SLG: 0.438																									
<b>Inning Stats</b>	R: 1 E: 0 K: 1 S: 10	H: 1 LOB: 0 BB: 0 P: 15	R: 1 E: 0 K: 0 S: 11	H: 0 LOB: 0 BB: 1 P: 19	R: 0 E: 0 K: 1 S: 13	H: 1 LOB: 1 BB: 0 P: 16	R: 0 E: 0 K: 1 S: 15	H: 3 LOB: 3 BB: 1 P: 25	R: 0 E: 0 K: 0 S: 6	H: 0 LOB: 0 BB: 0 P: 7	R: 0 E: 0 K: 1 S: 11	H: 0 LOB: 0 BB: 0 P: 18	R: 0 E: 0 K: 0 S: 6	H: 0 LOB: 1 BB: 0 P: 11	R: 0 E: 0 K: 1 S: 13	H: 0 LOB: 1 BB: 0 P: 21	R: 3 E: 0 K: 0 S: 15	H: 3 LOB: 0 BB: 0 P: 18	1B: 5 2B: 2 3B: 0 HR: 1	SF: 1 SAC: 0 DP: 0 HBP: 0	WP: 0 PB: 0 SB: 1 CS: 0	PA: 37			
<b>PITCHER</b>	IP	WLS	BF	H	R	ER	SO	BB	IBB	HBP	BLK	WP	HR	S	P	ERA	WHIP								
<b>Chris Reitsma, R</b> ERA: 4.15	(1, 1)	5.0	21	5	2	1	3	1	1	0	0	0	0	55	82	1.80	1.200								
<b>Scott Sullivan, R</b> ERA: 4.02	(6, 1)	2.0	H	6	0	0	0	1	0	0	0	0	0	17	29	0.00	0.000								
<b>Dennys Reyes, L</b> ERA: 2.21	(8, 1)	0.2	H	3	0	0	0	1	0	0	0	0	0	10	17	0.00	1.500								
<b>Danny Graves, R</b> ERA: 3.86	(8, 1)	1.1	L	7	3	3	1	0	0	0	0	0	1	18	22	20.25	2.250								

St. Louis Cardinals @ Cincinnati Reds  
Cinergy Field, Cincinnati, OH  
Fri May 25 2001, 7:05 PM EDT  
Att: 24,590 - Cloudy - 56 F

AB 33  
R 5  
H 8  
RBI 5  
BB 3  
SO 5  
LOB 9



Batter	1	2	3	4	5	6	7	8	9	AB	R	H	RBI	BB	SO	LOB	BOTTOM								
<b>Alex Ochoa, R</b> OBP: 0.330, SLG: 0.412			F8					L3-1		4	2	2	1	0	0	1									
<b>Dmitri Young, S</b> OBP: 0.345, SLG: 0.438										3	0	1	1	0	0	1									
<b>Scott Sullivan, R</b> OBP: 0.345, SLG: 0.438										0	0	0	0	0	0	0									
<b>Jason LaRue, R</b> OBP: 0.525										1	0	1	0	0	0	0									
<b>Pokey Reese, R</b> OBP: 0.313, SLG: 0.364										0	0	0	0	0	0	0									
<b>Sean Casey, L</b> OBP: 0.385, SLG: 0.537										4	0	1	1	0	0	3									
<b>Ruben Rivera, R</b> OBP: 0.302, SLG: 0.410										4	0	0	0	0	1	2									
<b>Brandon Larson, R</b> OBP: 0.143, SLG: 0.053										4	0	0	0	0	0	3									
<b>Bill Selby, L</b> OBP: 0.143, SLG: 0.143										3	0	0	0	0	1	0									
<b>Dennys Reyes, R</b> OBP: 0.313, SLG: 0.364										0	0	0	0	0	0	0									
<b>Danny Graves, R</b> OBP: 0.313, SLG: 0.364										1	0	0	0	0	1	0									
<b>Juan Castro, R</b> OBP: 0.253, SLG: 0.227										4	1	1	0	0	1	0									
<b>Kelly Stinnett, R</b> OBP: 0.354, SLG: 0.412										4	1	2	0	0	0	0									
<b>Chris Reitsma, R</b> OBP: 0.263, SLG: 0.176										1	0	0	0	0	0	1									
<b>Michael Tucker, L</b> OBP: 0.314, SLG: 0.421										2	0	0	1	0	1	0									
<b>Inning Stats</b>	R: 1 E: 0 K: 1 S: 9	H: 1 LOB: 0 BB: 0 P: 12	R: 0 E: 0 K: 0 S: 8	H: 0 LOB: 0 BB: 0 P: 11	R: 0 E: 0 K: 0 S: 12	H: 2 LOB: 2 BB: 0 P: 17	R: 0 E: 0 K: 1 S: 6	H: 0 LOB: 0 BB: 0 P: 9	R: 3 E: 1 K: 0 S: 18	H: 4 LOB: 2 BB: 0 P: 30	R: 0 E: 0 K: 0 S: 7	H: 0 LOB: 0 BB: 0 P: 12	R: 0 E: 0 K: 0 S: 9	H: 1 LOB: 1 BB: 0 P: 13	R: 0 E: 1 K: 1 S: 8	H: 0 LOB: 0 BB: 0 P: 11	R: 0 E: 0 K: 2 S: 8	H: 0 LOB: 0 BB: 0 P: 12	1B: 6 2B: 1 3B: 0 HR: 1	SF: 1 SAC: 0 DP: 1 HBP: 0	WP: 0 PB: 0 SB: 0 CS: 0	PA: 36			
<b>PITCHER</b>	IP	WLS	BF	H	R	ER	SO	BB	IBB	HBP	BLK	WP	HR	S	P	ERA	WHIP								
<b>Andy Benes, R</b> ERA: 6.34	(1, 1)	6.0	26	7	4	3	2	0	0	0	0	0	0	60	91	4.50	1.167								
<b>Steve Kline, L</b> ERA: 2.14	(7, 1)	1.0	4	1	0	0	0	0	0	0	0	0	0	9	13	0.00	1.000								
<b>Alan Benes, R</b> ERA: 1.53	(8, 1)	1.0	W	3	0	0	1	0	0	0	0	0	0	8	11	0.00	0.000								
<b>Dave Veres, R</b> ERA: 1.53	(9, 1)	1.0	S	3	0	0	2	0	0	0	0	0	0	8	12	0.00	0.000								

St. Louis Cardinals @ Cincinnati Reds  
Cinergy Field, Cincinnati, OH  
Fri May 25 2001, 7:05 PM EDT  
Att: 24,590 - Cloudy - 56 F

AB 35  
R 4  
H 8  
RBI 4  
BB 0  
SO 5  
LOB 11



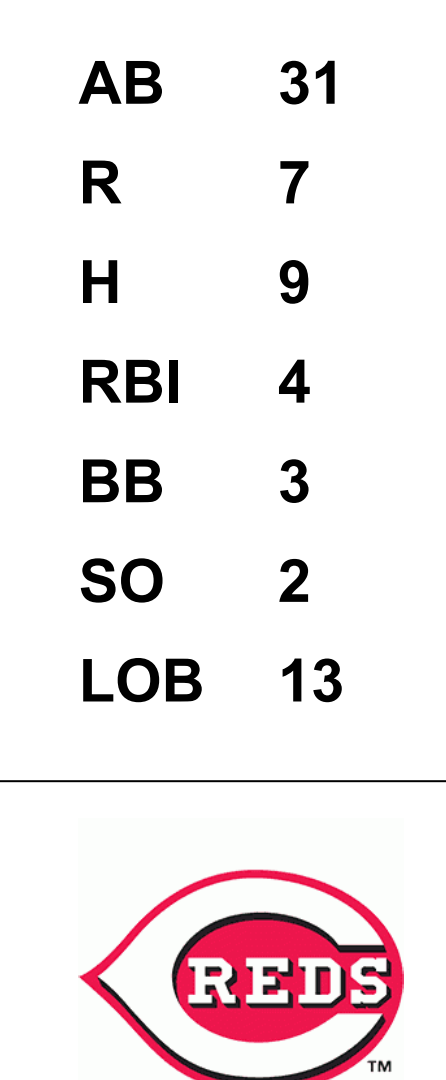


Batter	1	2	3	4	5	6	7	8	9	AB	R	H	RBI	BB	SO	LOB	TOP											
Fernando Vina, L OBP: 0.374, SLG: 0.417										4	1	2	0	0	1	0	<b>St. Louis Cardinals @ Cincinnati Reds</b> Cinergy Field, Cincinnati, OH Sat May 26 2001, 7:05 PM EDT Att: 34,158 - Cloudy - 55 F											
Craig Paquette, R OBP: 0.273, SLG: 0.440										3	0	0	0	0	2	1												
J.D. Drew, L OBP: 0.406, SLG: 0.691										4	0	1	0	0	1	1												
5 Albert Pujols, R OBP: 0.425, SLG: 0.669										3	0	1	1	0	1	1												
15 Jim Edmonds, L OBP: 0.416, SLG: 0.587										3	1	1	1	1	1	1												
Ray Lankford, L OBP: 0.388, SLG: 0.622										3	0	0	0	0	2	2												
Bobby Bonilla, S OBP: 0.352, SLG: 0.403										1	0	0	0	0	1	0												
Edgar Renteria, R OBP: 0.291, SLG: 0.356										3	0	1	0	1	0	0												
Eli Marrero, R OBP: 0.301, SLG: 0.412										4	0	0	0	0	0	3												
Dustin Hermanson, R OBP: 0.182, SLG: 0.190										2	0	0	0	0	2	3												
Mike James, R OBP: 0.140, SLG: 0.214										0	0	0	0	0	0	0												
Larry Sutton, L OBP: 0.140, SLG: 0.214										1	0	0	0	0	1	0												
Alan Benes, R OBP: 0.140, SLG: 0.214										0	0	0	0	0	0	0												
<b>Inning Stats</b>	R: 0 E: 0 K: 2 S: 7	H: 0 LOB: 0 BB: 0 P: 10	R: 0 E: 0 K: 3 S: 13	H: 0 LOB: 3 BB: 2 P: 27	R: 1 E: 0 K: 0 S: 4	H: 2 LOB: 0 BB: 0 P: 9	R: 1 E: 0 K: 1 S: 6	H: 1 LOB: 0 BB: 0 P: 9	R: 0 E: 0 K: 1 S: 6	H: 0 LOB: 0 BB: 0 P: 11	R: 0 E: 0 K: 1 S: 9	H: 1 LOB: 1 BB: 0 P: 14	R: 0 E: 0 K: 1 S: 10	H: 0 LOB: 0 BB: 0 P: 17	R: 0 E: 0 K: 1 S: 12	H: 1 LOB: 1 BB: 0 P: 15	R: 0 E: 0 K: 2 S: 15	H: 1 LOB: 1 BB: 0 P: 23	1B: 5 2B: 0 3B: 0 HR: 1	SF: 1 SAC: 1 DP: 0 HBP: 0	WP: 1 PB: 0 SB: 0 CS: 1	PA: 36						
<b>PITCHER</b>	IP	WLS	BF	H	R	ER	SO	BB	IBB	HBP	BLK	WP	HR	S	P	ERA	WHIP											
Elmer Dessens, R ERA: 4.66	(1, 1)	7.0	W	27	4	2	2	9	2	0	0	0	1	1	55	97	2.57	0.857										
Hector Mercado, L ERA: 3.88	(8, 1)	1.1		5	1	0	0	2	0	0	0	0	0	0	16	22	0.00	0.750										
John Riedling, R ERA: 2.89	(9, 1)	0.2		3	1	0	0	1	0	0	0	0	0	0	11	16	0.00	1.500										

AB	31
R	2
H	6
RBI	2
BB	2
SO	12
LOB	12



Batter	1	2	3	4	5	6	7	8	9	AB	R	H	RBI	BB	SO	LOB	BOTTOM											
Deion Sanders, L OBP: 0.231, SLG: 0.234										3	0	0	0	1	0	1	<b>St. Louis Cardinals @ Cincinnati Reds</b> Cinergy Field, Cincinnati, OH Sat May 26 2001, 7:05 PM EDT Att: 34,158 - Cloudy - 55 F											
Pokey Reese, R OBP: 0.313, SLG: 0.364										0	0	0	0	0	0	0												
Jason LaRue, R OBP: 0.371, SLG: 0.518										3	2	1	0	1	0	0												
Alex Ochoa, R OBP: 0.339, SLG: 0.416										3	2	2	0	1	0	0												
Sean Casey, L OBP: 0.388, SLG: 0.542										4	1	2	2	0	0	3												
Ruben Rivera, R OBP: 0.309, SLG: 0.413										4	1	2	1	0	0	2												
Brandon Larson, R OBP: 0.120, SLG: 0.043										4	0	0	0	0	2	3												
Bill Selby, L ERA: 4.45										3	0	1	1	0	0	3												
Michael Tucker, L OBP: 0.312, SLG: 0.417										1	0	0	0	0	0	0												
Juan Castro, R OBP: 0.253, SLG: 0.241										4	1	1	0	0	0	1												
Elmer Dessens, R OBP: 0.200, SLG: 0.111										2	0	0	0	0	0	0												
Hector Mercado, L	(8, 1)									0	0	0	0	0	0	0												
John Riedling, R	(9, 1)									0	0	0	0	0	0	0												
<b>Inning Stats</b>	R: 3 E: 1 K: 0 S: 10	H: 3 LOB: 1 BB: 1 P: 19	R: 0 E: 0 K: 0 S: 7	H: 0 LOB: 0 BB: 0 P: 10	R: 3 E: 0 K: 0 S: 13	H: 3 LOB: 1 BB: 1 P: 22	R: 0 E: 0 K: 0 S: 6	H: 0 LOB: 0 BB: 0 P: 7	R: 0 E: 0 K: 1 S: 8	H: 2 LOB: 2 BB: 0 P: 16	R: 1 E: 1 K: 0 S: 11	H: 1 LOB: 0 BB: 0 P: 15	R: 0 E: 0 K: 0 S: 5	H: 0 LOB: 0 BB: 1 P: 10	R: 0 E: 0 K: 1 S: 9	H: 0 LOB: 0 BB: 0 P: 14	R: 0 E: 0 K: 1 S: 9	H: 0 LOB: 0 BB: 0 P: 14	1B: 6 2B: 3 3B: 0 HR: 0	SF: 0 SAC: 1 DP: 0 HBP: 0	WP: 1 PB: 0 SB: 0 CS: 1	PA: 35						
<b>PITCHER</b>	IP	WLS	BF	H	R	ER	SO	BB	IBB	HBP	BLK	WP	HR	S	P	ERA	WHIP											
Dustin Hermanson, R ERA: 4.66	(1, 1)	4.1	L	23	8	6	4	0	2	0	0	0	1	0	16	25	5.40	0.600										
Mike James, R ERA: 4.66	(5, 1)	1.2		6	1	1	1	1	0	0	0	0	0	0	14	24	0.00	0.500										
Alan Benes, R ERA:	(7, 1)	2.0		6	0	0	0	1	1	0	0	0	0	0	14	24	0.00	0.500										









Batter	1	2	3	4	5	6	7	8	9	AB	R	H	RBI	BB	SO	LOB	TOP
<b>Eric Young Sr. R</b> OBP: 0.313, SLG: 0.397	F8	F2			G3-1		G6-3		F8	5	0	0	0	0	0	1	
<b>Ricky Gutierrez R</b> OBP: 0.355, SLG: 0.404	HR		L5-4	1B			1B			3	1	3	0	0	0	0	
<b>Sammy Sosa R</b> OBP: 0.431, SLG: 0.614	HR				G1-3					4	1	3	2	0	0	1	
<b>Matt Stairs L</b> OBP: 0.356, SLG: 0.416										3	1	0	0	1	2	4	
<b>Rondell White R</b> OBP: 0.321, SLG: 0.438			L5-4							4	0	2	0	0	0	2	
<b>Miguel Cairo R</b> OBP: 0.441, SLG: 0.444	L6									3	0	1	0	0	0	1	
<b>Augie Ojeda S</b> OBP: 0.280, SLG: 0.311										0	0	0	0	0	0	0	
<b>Todd Hundley S</b> OBP: 0.272, SLG: 0.344		G6-3								4	0	0	1	0	0	2	
<b>Gary Matthews S</b> OBP: 0.303, SLG: 0.368										3	0	0	0	1	0	1	
<b>Jon Lieber L</b> OBP: 0.179, SLG: 0.154										2	0	0	0	0	1	0	
<b>Jeff Fassero L</b> OBP: 0.310, SLG: 0.447	SH2-4									0	0	0	0	0	0	0	
<b>15 Julio Zuleta R</b> OBP: 0.310, SLG: 0.447										1	0	0	0	0	1	0	
<b>Tom Gordon R</b> OBP: 0.310, SLG: 0.447										0	0	0	0	0	0	0	
<b>Inning Stats</b>	R: 2 H: 3 E: 0 K: 1 S: 12	H: 3 R: 0 ER: 0 LOB: 1 BB: 0 P: 19	H: 0 R: 0 ER: 0 LOB: 1 BB: 1 P: 13	H: 2 R: 0 ER: 0 LOB: 0 BB: 0 P: 10	H: 0 R: 0 ER: 0 LOB: 0 BB: 0 P: 12	H: 1 R: 0 ER: 0 LOB: 1 BB: 0 P: 13	H: 1 R: 1 ER: 0 LOB: 1 BB: 1 P: 18	H: 1 R: 0 ER: 0 LOB: 2 BB: 0 P: 18	H: 1 R: 0 ER: 0 LOB: 0 BB: 0 P: 9	H: 0 R: 0 ER: 0 LOB: 0 BB: 0 P: 10	1B: 7 2B: 2 3B: 0 HR: 1	SF: 0 SAC: 2 DP: 2 HBP: 1	WP: 0 PB: 0 SB: 0 CS: 0	PA: 37			
<b>PITCHER</b>	IP WLS BF H R ER SO BB IBB HBP BLK WP HR S P ERA WHIP																
<b>Chris Reitsma R</b> ERA: 4.14	(1, 1) 6.2 L 30 8 3 3 3 2 0 1 0 0 0 1 67 102 4.05 1.500																
<b>Mark Wohlers R</b> ERA: 5.32	(7, 1) 1.1 4 1 0 0 0 0 0 0 0 0 0 0 6 10 0.00 0.750																
<b>Hector Mercado L</b> ERA: 3.38	(9, 1) 1.0 3 0 0 0 0 1 0 0 0 0 0 0 6 10 0.00 0.000																

Chicago Cubs @ Cincinnati Reds  
Cinergy Field, Cincinnati, OH  
Wed May 30 2001, 7:05 PM EDT  
Att: 20,062 - Cloudy - 69 F

AB 32  
R 3  
H 9  
RBI 3  
BB 2  
SO 4  
LOB 12



Batter	1	2	3	4	5	6	7	8	9	AB	R	H	RBI	BB	SO	LOB	BOTTOM
<b>Deion Sanders L</b> OBP: 0.246, SLG: 0.268	F7		F8		G4-3			FC4-6		3	0	0	0	0	0	0	
<b>Ruben Rivera R</b> OBP: 0.295, SLG: 0.397										1	0	0	0	0	0	1	
<b>Pokee Reese R</b> OBP: 0.316, SLG: 0.362	G1-3		F8							4	0	0	0	0	1	1	
<b>Michael Tucker L</b> OBP: 0.309, SLG: 0.407					E6					4	1	2	0	0	0	0	
<b>Dmitri Young S</b> OBP: 0.341, SLG: 0.438	L9				G3-1					4	0	1	0	0	0	2	
<b>Alex Ochoa R</b> OBP: 0.333, SLG: 0.406					G3-1					4	0	0	1	0	2	1	
<b>Jason LaRue R</b> OBP: 0.342, SLG: 0.474										3	0	0	0	0	2	1	
<b>Bill Selby L</b> OBP: 0.233, SLG: 0.333										3	0	1	0	0	0	1	
<b>Donnie Sadler R</b> OBP: 0.259, SLG: 0.267										3	0	0	0	0	1	1	
<b>Chris Reitsma R</b> OBP: 0.238, SLG: 0.158										2	0	0	0	0	2	0	
<b>Mark Wohlers R</b> ERA: 5.32										0	0	0	0	0	0	0	
<b>Sean Casey L</b> OBP: 0.393, SLG: 0.543										1	0	1	0	0	0	0	
<b>Brandon Larson R</b> OBP: 0.171, SLG: 0.182										0	0	0	0	0	0	0	
<b>Hector Mercado L</b> ERA: 3.38										0	0	0	0	0	0	0	
<b>Inning Stats</b>	R: 0 H: 1 E: 0 K: 0 S: 11	H: 1 R: 0 ER: 0 LOB: 1 BB: 0 P: 14	H: 1 R: 0 ER: 0 LOB: 1 BB: 0 P: 12	H: 0 R: 0 ER: 0 LOB: 0 BB: 0 P: 17	H: 1 R: 1 ER: 1 LOB: 1 BB: 0 P: 12	H: 0 R: 0 ER: 0 LOB: 0 BB: 0 P: 11	H: 1 R: 0 ER: 0 LOB: 0 BB: 0 P: 10	H: 0 R: 0 ER: 0 LOB: 0 BB: 0 P: 13	H: 1 R: 0 ER: 0 LOB: 1 BB: 0 P: 16	H: 0 R: 0 ER: 0 LOB: 0 BB: 0 P: 11	1B: 4 2B: 1 3B: 0 HR: 0	SF: 0 SAC: 0 DP: 0 HBP: 0	WP: 0 PB: 0 SB: 0 CS: 1	PA: 32			
<b>PITCHER</b>	IP WLS BF H R ER SO BB IBB HBP BLK WP HR S P ERA WHIP																
<b>Jon Lieber R</b> ERA: 2.95	(1, 1) 7.1 W 27 5 1 0 6 5 0 0 0 0 0 0 68 98 0.00 0.682																
<b>Jeff Fassero L</b> ERA: 3.42	(8, 1) 0.2 H 2 0 0 0 1 0 0 0 0 0 0 0 6 7 0.00 0.000																
<b>Tom Gordon R</b> ERA: 4.91	(9, 1) 1.0 S 3 0 0 0 1 0 0 0 0 0 0 0 9 11 0.00 0.000																

Chicago Cubs @ Cincinnati Reds  
Cinergy Field, Cincinnati, OH  
Wed May 30 2001, 7:05 PM EDT  
Att: 20,062 - Cloudy - 69 F

AB 32  
R 1  
H 5  
RBI 1  
BB 0  
SO 8  
LOB 8



Batter	1	2	3	4	5	6	7	8	9	AB	R	H	RBI	BB	SO	LOB	TOP		
<b>Pokey Reese, R</b> OBP: 0.306, SLG: 0.349 (1, 6)	F7		K		G5-3			K	K	5	0	0	0	0	3	3			
<b>Deion Sanders, L</b> OBP: 0.231, SLG: 0.250 <b>Juan Castro, R</b> OBP: 0.247, SLG: 0.261 (1, 7) (8, 4) (8, 5) (8, 4) (8, 5)	B1-3			F8		G4-3		F7	HR	4	0	0	0	0	0	0			
<b>Dmitri Young, S</b> OBP: 0.342, SLG: 0.437 (1, 5) (8, 3)	K			BB 1B		F8		HBP 1B 1B	G1-3	5	2	2	0	0	1	0			
<b>Sean Casey, L</b> OBP: 0.390, SLG: 0.537 <b>Mark Wohlers, R</b> <b>Danny Graves, R</b> (1, 3) (8, 1) (8, 1)		G4-3		F8		G4-3		HBP 1B 1B		4	0	1	0	0	0	1			
<b>Alex Ochoa, R</b> OBP: 0.341, SLG: 0.407 (1, 9)	G6-3			1B BB				1B HBP		2	0	1	0	1	0	0			
<b>Michael Tucker, L</b> OBP: 0.314, SLG: 0.410 (1, 8) (8, 7)	K			S 1B				1B		4	0	2	2	0	2	1			
<b>Jason LaRue, R</b> OBP: 0.330, SLG: 0.455 (1, 2)			F8	K			F7		K2-3	4	0	0	0	0	2	3			
<b>Bill Selby, L</b> OBP: 0.294, SLG: 0.394 (1, 4) (8, 5) (8, 5)			SH5-4 1B		G4-3			1B BB	WP HR 2B	3	1	2	0	1	0	0			
<b>Donnie Sadler, R</b> OBP: 0.259, SLG: 0.267 (9, 4)										0	0	0	0	0	0	0			
<b>Elmer Dessens, R</b> OBP: 0.190, SLG: 0.105 <b>D.T. Cromer, L</b> OBP: 0.300, SLG: 0.400 <b>Hector Mercado, L</b> <b>Ruben Rivera, R</b> OBP: 0.301, SLG: 0.397 (1, 1) (7, PH) (7, 1) (8, 8)			SH5-4		F9			1B	HR BB	1	0	0	0	0	0	0			
<b>Inning Stats</b>	R: 0 E: 0 K: 1 S: 8	H: 0 LOB: 0 BB: 0 P: 11	R: 0 E: 0 K: 1 S: 8	H: 0 LOB: 0 BB: 0 P: 12	R: 0 E: 0 K: 1 S: 6	H: 1 LOB: 1 BB: 0 P: 9	R: 1 E: 0 K: 1 S: 12	H: 2 LOB: 2 BB: 1 P: 23	R: 0 E: 0 K: 0 S: 5	H: 0 LOB: 0 BB: 0 P: 7	R: 0 E: 0 K: 1 S: 8	H: 2 LOB: 2 BB: 1 P: 17	R: 1 E: 0 K: 1 S: 14	H: 3 LOB: 2 BB: 0 P: 22	R: 3 E: 0 K: 2 S: 16	H: 2 LOB: 0 BB: 1 P: 26	1B: 8 2B: 1 3B: 0 HR: 1	SF: 0 SAC: 1 DP: 0 HBP: 1	WP: 2 PA: 39 PB: 0 SB: 1 CS: 0
<b>PITCHER</b>	IP	WLS	BF	H	R	ER	SO	BB	IBB	HBP	BLK	WP	HR	S	P	ERA	WHIP		
<b>Darryl Kile, R</b> ERA: 3.01	8.0	L	33	8	2	2	6	2	0	1	0	1	0	69	111	2.25	1.250		
<b>Dave Veres, R</b> ERA: 3.05	1.0		6	2	3	3	2	1	0	0	0	1	1	16	26	27.00	3.000		

Cincinnati Reds @ St. Louis Cardinals  
 Busch Stadium, St. Louis, MO  
 Fri Jun 01 2001, 7:10 PM CDT  
 Att: 41,593 - Sunny - 77 F

AB	34
R	5
H	10
RBI	5
BB	3
SO	8
LOB	8



Batter	1	2	3	4	5	6	7	8	9	AB	R	H	RBI	BB	SO	LOB	BOTTOM				
<b>Fernando Vina, L</b> OBP: 0.365, SLG: 0.407 (1, 4)	G4-3		F7			F7		F6		4	0	0	0	0	0	1					
<b>J.D. Drew, L</b> OBP: 0.419, SLG: 0.694 (1, 9)	E S BB		K			P6			G6-3	3	0	0	0	1	1	0					
<b>Mark McGwire, R</b> OBP: 0.176, SLG: 0.313 (1, 3)	K			G6-3		F7			K	4	0	0	0	0	2	1					
<b>15 Jim Edmonds, L</b> OBP: 0.400, SLG: 0.534 (1, 8)	F8			G3		F7			K	4	0	0	0	0	1	1					
<b>5 Albert Pujols, R</b> OBP: 0.414, SLG: 0.660 (1, 5)		G6-3		G6-3		G3-6-3 1B				3	0	1	0	0	0	0					
<b>Ray Lankford, L</b> OBP: 0.373, SLG: 0.607 (1, 7)		K			HR	G3-6-3				3	1	1	1	0	1	1					
<b>Edgar Renteria, R</b> OBP: 0.275, SLG: 0.331 (1, 6)		1B			F9			G6-3		3	0	1	0	0	0	0					
<b>Mike Matheny, R</b> OBP: 0.298, SLG: 0.276 <b>Kerry Robinson, L</b> OBP: 0.410, SLG: 0.364 <b>Eli Marrero, R</b> OBP: 0.303, SLG: 0.408 (1, 2) (8, PH) (9, 2)		F8			G5-3			G1-3 1B		2	0	0	0	0	0	1					
<b>Darryl Kile, R</b> OBP: 0.194, SLG: 0.172 <b>Piacleo Polanco, R</b> OBP: 0.366, SLG: 0.377 <b>Dave Veres, R</b> (1, 1) (8, PH) (9, 1)				K		K		G1-3		2	0	0	0	0	2	0					
<b>Inning Stats</b>	R: 0 E: 1 K: 1 S: 6	H: 0 LOB: 1 BB: 1 P: 14	R: 0 E: 0 K: 1 S: 9	H: 1 LOB: 0 BB: 0 P: 14	R: 0 E: 0 K: 2 S: 8	H: 0 LOB: 0 BB: 0 P: 10	R: 0 E: 0 K: 0 S: 5	H: 0 LOB: 0 BB: 0 P: 9	R: 1 E: 0 K: 1 S: 10	H: 1 LOB: 0 BB: 0 P: 13	R: 0 E: 0 K: 0 S: 7	H: 0 LOB: 0 BB: 0 P: 10	R: 0 E: 0 K: 0 S: 7	H: 1 LOB: 0 BB: 0 P: 13	R: 0 E: 0 K: 0 S: 11	H: 1 LOB: 1 BB: 0 P: 17	R: 0 E: 0 K: 2 S: 9	H: 0 LOB: 0 BB: 0 P: 13	1B: 3 2B: 0 3B: 0 HR: 1	SF: 0 SAC: 0 DP: 1 HBP: 0	WP: 0 PA: 31 PB: 0 SB: 1 CS: 0
<b>PITCHER</b>	IP	WLS	BF	H	R	ER	SO	BB	IBB	HBP	BLK	WP	HR	S	P	ERA	WHIP				
<b>Elmer Dessens, R</b> ERA: 4.36	6.0		21	2	1	1	5	1	0	0	0	0	0	45	70	1.50	0.500				
<b>Hector Mercado, L</b> ERA: 3.18	1.0	W	3	1	0	0	0	0	0	0	0	0	0	7	13	0.00	1.000				
<b>Mark Wohlers, R</b> ERA: 5.24	0.1	H	2	1	0	0	0	0	0	0	0	0	0	9	13	0.00	3.000				
<b>Danny Graves, R</b> ERA: 3.42	1.2	S	5	0	0	0	2	0	0	0	0	0	0	11	17	0.00	0.000				

Cincinnati Reds @ St. Louis Cardinals  
 Busch Stadium, St. Louis, MO  
 Fri Jun 01 2001, 7:10 PM CDT  
 Att: 41,593 - Sunny - 77 F

AB	30
R	1
H	4
RBI	1
BB	1
SO	7
LOB	6



Batter	1	2	3	4	5	6	7	8	9	AB	R	H	RBI	BB	SO	LOB	TOP											
<b>Pokey Reese, R</b> OBP: 0.299, SLG: 0.340 (1, 6)	G4-3		E6		G1-3		K			4	0	0	0	0	1	2	<b>Cincinnati Reds @ St. Louis Cardinals</b> Busch Stadium, St. Louis, MO Sat Jun 02 2001, 12:15 PM CDT Att: 46,724 - Cloudy - 68 F											
<b>Deion Sanders, L</b> OBP: 0.232, SLG: 0.250 <b>Mark Wohlers, R</b> (8, 1)	G4-3		G6-3			2B		K		4	1	1	0	0	1	1												
<b>Dmitri Young, S</b> OBP: 0.335, SLG: 0.427 (1, 5)	K		K2-3			F8		F9		4	0	0	0	0	2	1												
<b>Sean Casey, L</b> OBP: 0.392, SLG: 0.539 (1, 3)		HR		L8		2B		L1-3		3	2	1	0	1	0	0												
<b>Alex Ochoa, R</b> OBP: 0.344, SLG: 0.415 (1, 9)	L8			L5		F8		S		4	0	2	2	0	0	1												
<b>Michael Tucker, L</b> OBP: 0.313, SLG: 0.426 (8, 7)	HR			F8		F8		K		4	1	1	2	0	1	2												
<b>Kelly Stinnett, R</b> OBP: 0.340, SLG: 0.400 <b>Chris Nichting, R</b> (6, 1) <b>Hector Mercado, L</b> (7, 1)	K				G2-3		G1-3		K	3	0	1	0	0	1	1												
<b>Ruben Rivera, R</b> OBP: 0.298, SLG: 0.393 (8, 8)										0	0	0	0	0	0	0												
<b>Bill Selby, L</b> OBP: 0.278, SLG: 0.371 <b>Juan Castro, R</b> OBP: 0.242, SLG: 0.255 (7, PH) (7, 4)	L7				G2-3		G4-3		G6-3	2	0	0	0	0	0	1												
<b>Brian Reith, R</b> (1, 1) <b>Jim Brower, R</b> OBP: 0.296, SLG: 0.357 <b>D.T. Cromer, L</b> OBP: 0.273, SLG: 0.364 <b>Scott Sullivan, R</b> (5, 1) <b>Jason LaRue, R</b> OBP: 0.328, SLG: 0.451 (6, 2)			E		G2-3		G6-3			1	1	1	0	0	0	0												
<b>Inning Stats</b>	R: 0 E: 0 K: 1 S: 7	H: 0 LOB: 0 BB: 0 P: 7	R: 2 E: 0 K: 1 S: 13	H: 1 LOB: 0 BB: 1 P: 20	R: 1 E: 1 K: 1 S: 10	H: 1 LOB: 0 BB: 0 P: 16	R: 0 E: 0 K: 0 S: 10	H: 0 LOB: 0 BB: 0 P: 14	R: 0 E: 0 K: 0 S: 13	H: 1 LOB: 1 BB: 0 P: 17	R: 2 E: 0 K: 0 S: 11	H: 3 LOB: 1 BB: 0 P: 17	R: 0 E: 0 K: 1 S: 6	H: 0 LOB: 0 BB: 0 P: 10	R: 0 E: 0 K: 1 S: 9	H: 1 LOB: 1 BB: 0 P: 12		R: 0 E: 0 K: 2 S: 12	H: 1 LOB: 1 BB: 0 P: 19	1B: 4 2B: 2 3B: 0 HR: 1	SF: 0 SAC: 0 DP: 1 HBP: 0	WP: 0 PA: 35 PB: 0 SB: 1 CS: 0						
<b>PITCHER</b>	IP	WLS	BF	H	R	ER	SO	BB	IBB	HBP	BLK	WP	HR	S	P	ERA		WHIP										
<b>Matt Morris, R</b> ERA: 2.76 <b>Jason Christiansen, L</b> ERA: 3.25 <b>Mike Timlin, R</b> ERA: 3.25 <b>Steve Kline, L</b> ERA: 1.85 <b>Gene Stechschulte, R</b> ERA: 2.77	5.1	W	23	6	5	4	3	1	0	0	0	0	1	61	86	6.75		1.312										

Batter	1	2	3	4	5	6	7	8	9	AB	R	H	RBI	BB	SO	LOB	BOTTOM											
<b>Fernando Vina, L</b> OBP: 0.362, SLG: 0.402 (1, 4)	G6-3	F8		BB	F8		F7			5	0	1	0	0	0	4	<b>Cincinnati Reds @ St. Louis Cardinals</b> Busch Stadium, St. Louis, MO Sat Jun 02 2001, 12:15 PM CDT Att: 46,724 - Cloudy - 68 F											
<b>J.D. Drew, L</b> OBP: 0.423, SLG: 0.705 (1, 9)	1B	HR		G5-4-3		K		G3		3	2	1	1	1	1	0												
<b>Craig Paquette, R</b> OBP: 0.302, SLG: 0.462 (1, 3)	HR			G5-4-3		E5		5B		4	1	2	0	1	0	2												
<b>15 Jim Edmonds, L</b> OBP: 0.400, SLG: 0.524 (1, 8)	K				5B	G4-3		K		3	1	0	0	2	2	3												
<b>5 Albert Pujols, R</b> OBP: 0.419, SLG: 0.657 (1, 5)	HR			G5-3		G2				4	2	2	0	1	0	3												
<b>Ray Lankford, L</b> OBP: 0.379, SLG: 0.630 (1, 7)	HR							K		4	1	2	4	1	2	2												
<b>Edgar Renteria, R</b> OBP: 0.274, SLG: 0.342 (1, 6)	G4-3			F5		F9				4	0	1	0	0	0	2												
<b>Eli Marrero, R</b> OBP: 0.313, SLG: 0.446 (1, 2)				F2		P4				3	1	1	1	1	0	1												
<b>Matt Morris, R</b> OBP: 0.143, SLG: 0.143 <b>Jason Christiansen, R</b> ERA: 4.79 <b>Mike Timlin, R</b> ERA: 4.79 <b>Kerry Robinson, L</b> OBP: 0.199, SLG: 0.199 <b>Bobby Bonilla, S</b> OBP: 0.199, SLG: 0.199 <b>Steve Kline, S</b> OBP: 0.199, SLG: 0.199 <b>Gene Stechschulte, R</b> ERA: 2.90					G4-3					2	0	0	0	1	1	0												
<b>Inning Stats</b>	R: 4 E: 0 K: 1 S: 14	H: 2 LOB: 0 BB: 1 P: 27	R: 2 E: 0 K: 1 S: 17	H: 3 LOB: 2 BB: 1 P: 33	R: 0 E: 0 K: 0 S: 5	H: 0 LOB: 0 BB: 1 P: 13	R: 0 E: 0 K: 0 S: 3	H: 1 LOB: 1 BB: 1 P: 10	R: 2 E: 1 K: 1 S: 8	H: 2 LOB: 2 BB: 2 P: 16	R: 0 E: 0 K: 1 S: 9	H: 0 LOB: 1 BB: 0 P: 12	R: 0 E: 0 K: 1 S: 12	H: 2 LOB: 2 BB: 1 P: 21	R: 0 E: 0 K: 2 S: 11	H: 1 LOB: 2 BB: 1 P: 23		1B: 5 2B: 2 3B: 1 HR: 3	SF: 0 SAC: 0 DP: 1 HBP: 1	WP: 1 PA: 42 PB: 0 SB: 2 CS: 1								
<b>PITCHER</b>	IP	WLS	BF	H	R	ER	SO	BB	IBB	HBP	BLK	WP	HR	S	P	ERA		WHIP										
<b>Brian Reith, R</b> ERA: 6.11 <b>Jim Brower, R</b> ERA: 4.79 <b>Scott Sullivan, R</b> ERA: 3.96 <b>Chris Nichting, R</b> ERA: 3.96 <b>Hector Mercado, L</b> ERA: 3.0	1.2	L	13	5	6	6	2	2	0	0	0	0	0	11	29	0.00		1.286										
<b>Mark Wohlers, R</b> ERA: 5.16 (8, 1)	0.1		2	1	0	0	0	0	0	0	0	0	0	8	16	9.00		4.000										

Batter	1	2	3	4	5	6	7	8	9	AB	R	H	RBI	BB	SO	LOB	TOP		
Alex Ochoa, R OBP: 0.346, SLG: 0.416 (1, 9)	G4-3		2B	BB		FC6-4			K	4	0	1	0	1	1	3	<b>Cincinnati Reds @ St. Louis Cardinals</b> Busch Stadium, St. Louis, MO Sun Jun 03 2001, 7:05 PM CDT Att: 42,903 - Cloudy - 58 F		
Jason LaRue, R OBP: 0.325, SLG: 0.438 Michael Tucker, L OBP: 0.311, SLG: 0.423 (1, 2) (9, PH)	L4		BB	G5-3			K		G5-3	3	0	0	0	1	1	2			
Dmitri Young, S OBP: 0.332, SLG: 0.421 (1, 7)	1B		K		G4-3		K		G4-3	5	0	1	0	0	2	3			
Sean Casey, L OBP: 0.389, SLG: 0.533 (1, 3)	F7			BLK WP HR	G6-3		G6-3			4	1	1	0	0	0	1			
Ruben Rivera, R OBP: 0.305, SLG: 0.392 (1, 8)	F7			BLK HR	1B			G5-3		3	1	1	0	1	0	0			
Pokey Reese, R OBP: 0.298, SLG: 0.357 (1, 6)	F8			HR		F8		K		4	1	1	3	0	1	0			
Donnie Sadler, R OBP: 0.274, SLG: 0.263 Bill Selby, L OBP: 0.297, SLG: 0.389 (1, 4) (8, PH) (8, 5)	G4-3			FC6-4 BB		FC6-4 BB		FC5-4 1B		1	0	0	0	2	0	0			
Juan Castro, R OBP: 0.233, SLG: 0.245 (1, 5) (8, 4)			F7	FC6-4	FC6-4	F7		FC5-4		4	0	0	0	0	0	3			
Rob Bell, R OBP: 0.250, SLG: 0.143 Chris Nichting, R (7, 1)			K	SH3-4					G5-3 WP	1	0	0	0	1	1	0			
Deion Sanders, L OBP: 0.232, SLG: 0.250 Kelly Stinnett, R OBP: 0.346, SLG: 0.406 (9, PH) (9, PH)				1-2		FC6-4 BB			1B	0	0	0	0	0	0	0			
<b>Inning Stats</b>	R: 0 E: 0 K: 0 S: 15	H: 1 LOB: 1 BB: 0 P: 22	R: 0 E: 0 K: 0 S: 8	H: 0 LOB: 0 BB: 0 P: 11	R: 0 E: 0 K: 2 S: 12	H: 1 LOB: 2 BB: 1 P: 21	R: 3 E: 0 K: 0 S: 16	H: 2 LOB: 2 BB: 3 P: 34	R: 0 E: 0 K: 0 S: 4	H: 1 LOB: 1 BB: 0 P: 5	R: 0 E: 0 K: 0 S: 8	H: 0 LOB: 2 BB: 2 P: 22	R: 0 E: 0 K: 1 S: 12	H: 1 LOB: 1 BB: 0 P: 19	R: 0 E: 0 K: 1 S: 7	H: 1 LOB: 1 BB: 0 P: 11	1B: 5 2B: 1 3B: 0 HR: 1	SF: 0 SAC: 1 DP: 0 HBP: 0	WP: 2 PA: 39
<b>PITCHER</b>	IP WLS BF H R ER SO	IP WLS BF H R ER SO	IP WLS BF H R ER SO	IP WLS BF H R ER SO	IP WLS BF H R ER SO	IP WLS BF H R ER SO	IP WLS BF H R ER SO	IP WLS BF H R ER SO	IP WLS BF H R ER SO	IP WLS BF H R ER SO	IP WLS BF H R ER SO	IP WLS BF H R ER SO	IP WLS BF H R ER SO	IP WLS BF H R ER SO	IP WLS BF H R ER SO	IP WLS BF H R ER SO	ERA WHIP	ERA WHIP	
Mike Matthews, L ERA: 3.08 (1, 1)	3.0	16	4	3	3	2	3	0	0	1	1	1	44	75	9.00	2.333			
Mike James, R ERA: 4.74 (4, 1)	2.0	7	1	0	0	0	1	0	0	0	0	0	11	18	0.00	1.000			
Alan Beres, R ERA: 3.38 (6, 1)	1.0	5	0	0	0	0	2	0	0	0	0	0	8	22	0.00	2.000			
Mike Timlin, R ERA: 3.14 (7, 1)	1.0	W	3	0	0	0	2	0	0	0	0	0	8	10	0.00	0.000			
Gene Stechschulte, R ERA: 2.97 (8, 1)	1.0	H	4	1	0	0	1	0	0	0	0	0	12	19	0.00	1.000			

AB	32
R	3
H	7
RBI	3
BB	6
SO	6
LOB	13



Batter	1	2	3	4	5	6	7	8	9	AB	R	H	RBI	BB	SO	LOB	BOTTOM		
Fernando Vina, L OBP: 0.360, SLG: 0.396 (1, 4)	15 S BB		F8		F8		G3			3	0	0	1	1	0	3	<b>Cincinnati Reds @ St. Louis Cardinals</b> Busch Stadium, St. Louis, MO Sun Jun 03 2001, 7:05 PM CDT Att: 42,903 - Cloudy - 58 F		
J.D. Drew, L OBP: 0.420, SLG: 0.706 (1, 9)	K		G4-3				K			4	0	1	0	0	2	3			
Mark McGwire, R OBP: 0.184, SLG: 0.286 (1, 3)	F8			BB	K		F3			3	0	0	0	1	1	4			
15 Jim Edmonds, L OBP: 0.397, SLG: 0.518 (1, 8)	K			K		E4 5 E 2B		CS 1B		4	1	1	0	0	2	2			
5 Albert Pujols, R OBP: 0.411, SLG: 0.644 Steve Kline, S (9, 1) Dave Veres, R (9, 1)	F7			K		G6-3		F9		4	0	0	0	0	1	3			
Ray Lankford, L OBP: 0.371, SLG: 0.614 (1, 7)	G4-3			K		K		K		4	0	0	0	0	3	3			
Edgar Renteria, R OBP: 0.281, SLG: 0.354 (1, 6)	F8			HR		E9 2H				3	1	2	1	0	0	0			
Mike Matheny, R OBP: 0.313, SLG: 0.320 Eli Marrero, R OBP: 0.315, SLG: 0.446 (1, 2) (7, PR) (8, 2)	FC1-8 BB			HR		1B G3 2B				2	1	2	2	1	0	0			
Mike Matthews, L OBP: 0.143, SLG: 0.143 Mike James, R OBP: 0.226, SLG: 0.457 Craig Paquette, R OBP: 0.226, SLG: 0.457 Alan Beres, R OBP: 0.226, SLG: 0.457 Mike Timlin, R OBP: 0.226, SLG: 0.457 Kerry Robinson, L OBP: 0.226, SLG: 0.457 Gene Stechschulte, R OBP: 0.226, SLG: 0.457 Placido Polanco, R OBP: 0.226, SLG: 0.457 (1, 1) (4, 1) (5, PH) (6, 1) (7, 1) (8, 1) (9, 5)	FC1-6			HR		F9		WP G3 1B		1	0	0	0	0	0	1			
<b>Inning Stats</b>	R: 0 E: 0 K: 2 S: 11	H: 0 LOB: 1 BB: 1 P: 17	R: 0 E: 0 K: 0 S: 5	H: 0 LOB: 0 BB: 0 P: 7	R: 0 E: 0 K: 0 S: 3	H: 0 LOB: 1 BB: 1 P: 8	R: 0 E: 0 K: 3 S: 9	H: 0 LOB: 1 BB: 1 P: 19	R: 2 E: 0 K: 1 S: 12	H: 3 LOB: 1 BB: 0 P: 17	R: 1 E: 3 K: 1 S: 8	H: 1 LOB: 1 BB: 0 P: 11	R: 1 E: 0 K: 1 S: 13	H: 2 LOB: 2 BB: 0 P: 21	R: 0 E: 0 K: 1 S: 10	H: 1 LOB: 1 BB: 0 P: 16		1B: 3 2B: 3 3B: 1 HR: 1	SF: 0 SAC: 0 DP: 1 HBP: 0
<b>PITCHER</b>	IP WLS BF H R ER SO	IP WLS BF H R ER SO	IP WLS BF H R ER SO	IP WLS BF H R ER SO	IP WLS BF H R ER SO	IP WLS BF H R ER SO	IP WLS BF H R ER SO	IP WLS BF H R ER SO	IP WLS BF H R ER SO	IP WLS BF H R ER SO	IP WLS BF H R ER SO	IP WLS BF H R ER SO	IP WLS BF H R ER SO	IP WLS BF H R ER SO	IP WLS BF H R ER SO	IP WLS BF H R ER SO	ERA WHIP	ERA WHIP	
Rob Bell, R ERA: 5.0 (1, 1)	6.1	L	28	6	4	3	7	0	0	0	1	57	93	4.26	1.421				
Chris Nichting, R ERA: (7, 1)	1.2		5	1	0	0	2	0	0	0	1	0	14	23	0.00	0.600			





Batter	1	2	3	4	5	6	7	8	9	AB	R	H	RBI	BB	SO	LOB	TOP					
Deion Sanders, L (1, 7) OBP: 0.233, SLG: 0.250	1-2 1B		1-2 F9		0-0 F7			2-1 L8		4	1	1	0	0	0	0	<b>Cincinnati Reds @ St. Louis Cardinals</b> Busch Stadium, St. Louis, MO Mon Jun 04 2001, 7:10 PM CDT Att: 34,014 - Cloudy - 65 F					
Michael Tucker, L (1, 8) OBP: 0.315, SLG: 0.421	2-3 K		3-2 F S 1B			0-1 F7		4-1 BB		3	0	1	0	1	1							
Alex Ochoa, R (1, 9) OBP: 0.344, SLG: 0.413	3-2 G6-4-3 1B		3-1 F8			2-0 G6-3		0-2 L3		4	0	1	0	0	2							
Sean Casey, L (1, 3) OBP: 0.386, SLG: 0.527	2-0 G6-4-3 1B			1-2 G3		0-0 L7			1-0 G4-3	4	0	1	1	0	0							
Dmitri Young, S (1, 5) OBP: 0.335, SLG: 0.428	1-0 G6-4-3			1-1 G3-1			3-2 G1 2B		1-0 G6-4-3 1B	4	0	2	0	0	2							
Bill Selby, L (1, 4) Brady Clark, R (9, PH)		1-2 F8		3-2 G3-1			2-2 G1		0-1 G6-4-3 1B	3	0	0	0	0	1							
Pokey Reese, R (1, 6) OBP: 0.292, SLG: 0.350		1-0 P8			3-2 F9		1-0 G5-3			3	0	0	0	0	1							
Kelly Stinnett, R (1, 2) Scott Winchester, R (7, 1)		0-0 L7			0-2		0-1 G4-3			3	1	1	1	0	0	1						
Hector Mercado, L (7, 1) Jim Brower, R (8, 1) OBP: 0.286, SLG: 0.357										0	0	0	0	0	0							
Oswaldo Fernandez, R (1, 1) Jason LaRue, R (7, 2) OBP: 0.105, SLG: 0.056 OBP: 0.322, SLG: 0.434			1-1 G3		0-3 K		3-3 K			2	0	0	0	0	1	0						
<b>Inning Stats</b>	R: 1 E: 0 K: 1 S: 14	H: 3 LOB: 1 BB: 0 P: 23	R: 0 E: 0 K: 0 S: 5	H: 0 LOB: 0 BB: 0 P: 7	R: 0 E: 0 K: 0 S: 11	H: 1 LOB: 1 BB: 0 P: 19	R: 0 E: 0 K: 0 S: 8	H: 0 LOB: 0 BB: 0 P: 13	R: 1 E: 0 K: 1 S: 11	H: 1 LOB: 0 BB: 0 P: 14	R: 0 E: 0 K: 0 S: 4	H: 0 LOB: 0 BB: 0 P: 6	R: 0 E: 0 K: 0 S: 10	H: 1 LOB: 1 BB: 0 P: 16	R: 0 E: 0 K: 1 S: 9	H: 0 LOB: 1 BB: 1 P: 18	R: 0 E: 0 K: 0 S: 4	H: 1 LOB: 0 BB: 0 P: 6	1B: 5 2B: 1 3B: 0 HR: 1	SF: 0 SAC: 0 DP: 2 HBP: 0	WP: 0 PB: 0 SB: 1 CS: 0	PA: 33
<b>PITCHER</b>	IP WLS BF H R ER SO BB IBB HBP BLK WP HR S P ERA WHIP																					
Andy Benes, R (1, 1) ERA: 6.49	6.1 W 24 6 2 2 2 0 0 0 0 0 0 1 60 94 2.84 0.947																					
Mike Timlin, R (7, 1) ERA: 2.97	1.2 H 6 0 0 0 1 1 0 0 0 0 0 0 12 22 0.00 0.600																					
Steve Kline, L (9, 1) ERA: 1.82	0.1 H 2 1 0 0 0 0 0 0 0 0 0 0 2 4 0.00 3.000																					
Dave Veres, R (9, 1) ERA: 2.82	0.2 S 1 0 0 0 0 0 0 0 0 0 0 0 2 2 0.00 0.000																					

Batter	1	2	3	4	5	6	7	8	9	AB	R	H	RBI	BB	SO	LOB	BOTTOM					
Fernando Vina, L (1, 4) OBP: 0.361, SLG: 0.405	0-0 G4-3		2-1 1B G5-3		0-2 G6-3		0-0 SF9 3B	0-0 F8		5	2	2	1	0	0	3	<b>Cincinnati Reds @ St. Louis Cardinals</b> Busch Stadium, St. Louis, MO Mon Jun 04 2001, 7:10 PM CDT Att: 34,014 - Cloudy - 65 F					
Kerry Robinson, L (1, 8) OBP: 0.422, SLG: 0.395	0-2 F6		0-1 1B G5-3		0-1 3B		1-0 SF9	1-1 G4-3		4	2	2	1	0	0	3						
Placido Polanco, R (1, 5) OBP: 0.374, SLG: 0.398	1-2 FC5-4 1B		1-0 L9		0-0 L3-5 3B		3-1 1B			4	0	3	1	0	2							
J.D. Drew, L (1, 9) OBP: 0.421, SLG: 0.700	4-2 FC5-4 BB		0-0 G5-3		1-2 L3-5		1-1 1B			3	0	1	1	1	0	2						
Craig Paquette, R (1, 3) OBP: 0.307, SLG: 0.453	2-1 FC5-4		3-2 1B		0-1 G6-3		4-0 1B			3	0	1	1	1	0	2						
Ray Lankford, L (1, 7) OBP: 0.374, SLG: 0.609		0-1 G6-3 G1-3 1B		1-0 L8		4-1 FC1-6 BB	2-2 G1-3			3	0	1	0	1	0	3						
Edgar Renteria, R (1, 6) ERA: 6.34		1-0 G1-3		1-0 F3		1-2 FC1-6 FC6-4		4-1 5 2B BB		3	0	0	0	0	2							
Mark McQuire, R (8, PH) OBP: 0.295, SLG: 0.286		2-2 G6-3		2-2 G1-3		2-2 FC6-4		0-3 K		4	0	0	0	0	1	3						
Steve Kline, S (9, 1) Dave Veres, R (9, 1)		1-2 K		1-3 K			2-1 3B 1B			2	0	0	0	0	2	1						
Mike Matheny, R (1, 2) OBP: 0.304, SLG: 0.310		2-2 G6-3		2-2 G1-3		1-2 FC6-4		0-3 K		4	0	0	0	0	1	3						
Andy Benes, R (1, 1) 5 Albert Pujols, R (7, 5) OBP: 0.158, SLG: 0.263 OBP: 0.416, SLG: 0.652		1-3 K		1-3 K			2-1 3B 1B			2	0	0	0	0	2	1						
<b>Inning Stats</b>	R: 0 E: 0 K: 0 S: 13	H: 1 LOB: 2 BB: 1 P: 20	R: 0 E: 0 K: 1 S: 9	H: 1 LOB: 0 BB: 0 P: 13	R: 2 E: 0 K: 0 S: 10	H: 3 LOB: 1 BB: 0 P: 17	R: 0 E: 0 K: 1 S: 8	H: 0 LOB: 0 BB: 0 P: 12	R: 1 E: 0 K: 0 S: 9	H: 2 LOB: 0 BB: 0 P: 10	R: 0 E: 0 K: 0 S: 9	H: 0 LOB: 1 BB: 1 P: 16	R: 2 E: 0 K: 0 S: 10	H: 4 LOB: 2 BB: 1 P: 21	R: 0 E: 0 K: 1 S: 10	H: 1 LOB: 3 BB: 1 P: 17	R: 0 E: 0 K: 1 S: 10	H: 1 LOB: 0 BB: 0 P: 6	1B: 9 2B: 2 3B: 2 HR: 0	SF: 1 SAC: 0 DP: 1 HBP: 0	WP: 0 PB: 0 SB: 0 CS: 0	PA: 38
<b>PITCHER</b>	IP WLS BF H R ER SO BB IBB HBP BLK WP HR S P ERA WHIP																					
Oswaldo Fernandez, R (1, 1) ERA: 4.08	6.0 L 26 7 3 2 2 0 0 0 0 0 0 0 5 9 54.00 9.000																					
Hector Mercado, L (7, 1) ERA: 2.89	0.1 4 3 2 2 0 0 0 0 0 0 0 0 5 12 0.00 1.500																					
Jim Brower, R (8, 1) ERA: 4.68	1.0 5 1 0 0 1 1 0 0 0 0 0 0 10 17 0.00 2.000																					



Batter	1	2	3	4	5	6	7	8	9	10	11	12	13	AB	R	H	RBI	BB	SO	LOB	TOP						
Alex Ochoa, R OBP: 0.351, SLG: 0.438 (1, 9)	F8		K		F8		FC3-6 1B		HR		FC5-2 SH1-4 1B		E 2B	7	2	4	1	0	1	1							
Michael Tucker, L OBP: 0.222, SLG: 0.420 (11, 8)	F7		E4 2B		G4-6-3 BB		FC3-6 CS 1-2		1B		SH1-4		E8 G3 CS 1B	5	0	2	0	1	0	1							
Dmitri Young, S OBP: 0.335, SLG: 0.427 (10, 3)	L3				G4-6-3 1-2		G1-3		K		FC5-2 IBB		G3 IBB	5	0	1	0	2	1	3							
Sean Casey, L OBP: 0.398, SLG: 0.538 (10, PR) Juan Castro, R OBP: 0.229, SLG: 0.240 (10, 5)		1B 1B	FC5-4 IBB			1B 1B		G2-3		2B	FC5-2		G3	4	0	3	0	1	0	0							
Ruben Rivera, R OBP: 0.306, SLG: 0.389 Mark Wohlers, R (11, 1)		0-1	FC5-4					1-3	K		2-3		G6-3	6	0	2	0	0	2	7							
Elmer Dessens, R OBP: 0.163, SLG: 0.100 Chris Nichting, R (13, 1)		1-2	G6-3 1B		1-2			1-2	1B				K	0	0	0	0	0	0	0							
Bill Selby, L OBP: 0.256, SLG: 0.333 Donnie Sadler, R OBP: 0.287, SLG: 0.282 (8, 4)		0-3	K					1-3	K				G5-3	3	0	0	0	0	2	4							
Kelly Stinnett, R OBP: 0.333, SLG: 0.417 D.T. Croner, L OBP: 0.250, SLG: 0.333 Jason LaRue, R OBP: 0.320, SLG: 0.430 (10, 2)		2-1	G6-3					0-0	P4				G5-3	4	0	0	0	0	0	5							
Pokey Reese, R OBP: 0.305, SLG: 0.373 (1, 6)									G1-3				K	1	0	0	0	0	1	2							
Chris Beetsma, R Hector Miranda, L (8, 1)			SH3-4 S E BB										L4	2	0	0	0	0	1	3							
Deion Sanders, L OBP: 0.222, SLG: 0.143 Danny Graves, R OBP: 0.155, SLG: 0.200 (11, 1)			SH3-4		F3									0	0	0	0	0	0	0							
<b>Inning Stats</b>	R: 0 E: 0 K: 0 S: 6	H: 0 LOB: 0 BB: 0 P: 9	R: 0 E: 0 K: 1 S: 8	H: 2 LOB: 1 BB: 0 P: 12	R: 1 E: 1 K: 1 S: 14	H: 1 LOB: 3 BB: 2 P: 28	R: 1 E: 0 K: 0 S: 13	H: 1 LOB: 0 BB: 0 P: 21	R: 0 E: 0 K: 2 S: 13	H: 2 LOB: 3 BB: 1 P: 20	R: 0 E: 0 K: 2 S: 10	H: 1 LOB: 0 BB: 0 P: 10	R: 0 E: 0 K: 1 S: 7	H: 1 LOB: 1 BB: 0 P: 8	R: 1 E: 0 K: 2 S: 22	H: 2 LOB: 1 BB: 0 P: 33	R: 0 E: 0 K: 2 S: 17	H: 1 LOB: 2 BB: 1 P: 29	R: 0 E: 0 K: 1 S: 8	H: 1 LOB: 1 BB: 0 P: 11	R: 1 E: 1 K: 1 S: 8	H: 2 LOB: 1 BB: 1 P: 19	1B: 10 2B: 4 3B: 0 HR: 2	SF: 0 SAC: 2 DP: 2 HBP: 0	W/P: 0 PB: 0 SB: 2 CS: 2	W/P: 0 PA: 59	
<b>PITCHER</b>	IP 6.0	WLS 27	BF 6	H 2	R 2	ER 1	SO 4	BB 2	IBB 2	HBP 0	BLK 0	WP 0	HR 1	S 61	P 105	ERA 1.50	WHIP 1.333										
Allen Levrault, R ERA: 4.02 Mike DeJean, R ERA: 2.03 Ray King, L ERA: 3.27 David Weathers, R ERA: 1.76 Curt Leskanic, R ERA: 4.01	1.0 0.2 0.1 1.0	15 3 1 5	5 1 0 2	1 0 0 1	0 0 0 1	0 0 0 2	0 0 0 1	0 0 0 0	0 0 0 1	0 0 0 22	0.00 0.00 0.00 9.00	2.000 1.667 0.000 2.000															

Cincinnati Reds @ Milwaukee Brewers  
Miller Park, Milwaukee, WI  
Tue Jun 05 2001, 7:05 PM CDT  
Att: 30,766 - Dome - 72 F

AB 50  
R 4  
H 16  
RBI 2  
BB 7  
SO 11  
LOB 36

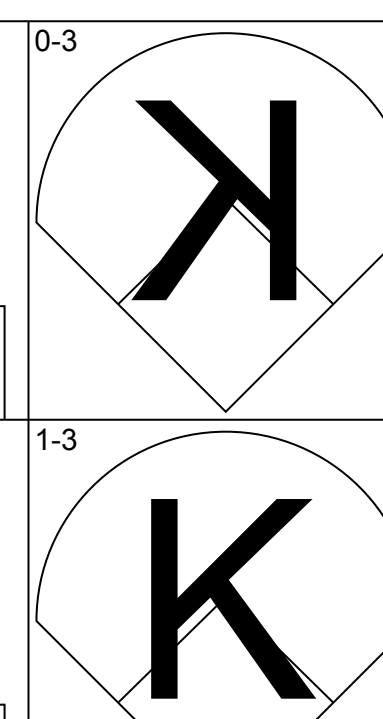
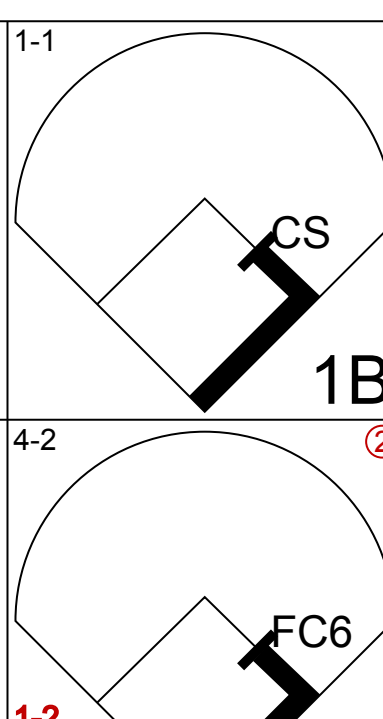
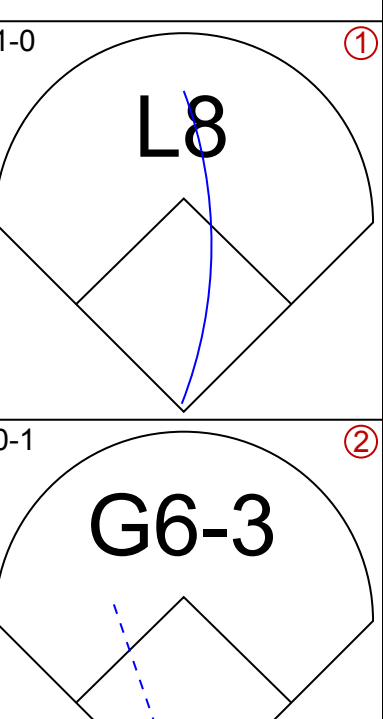
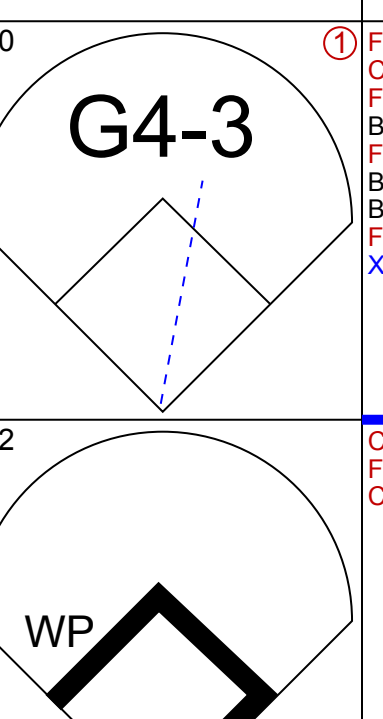
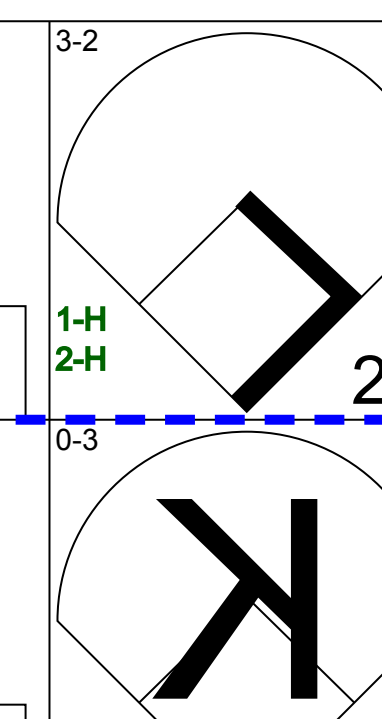
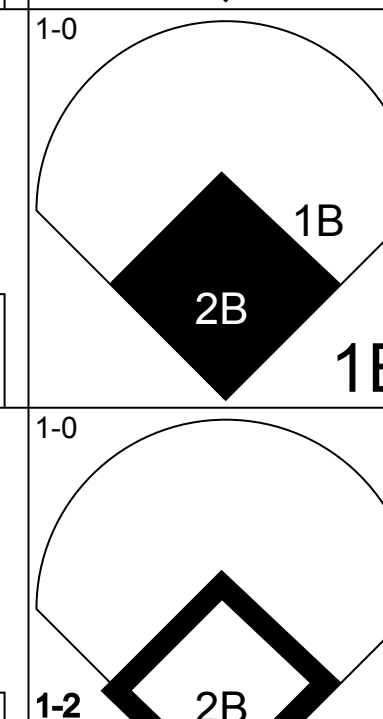
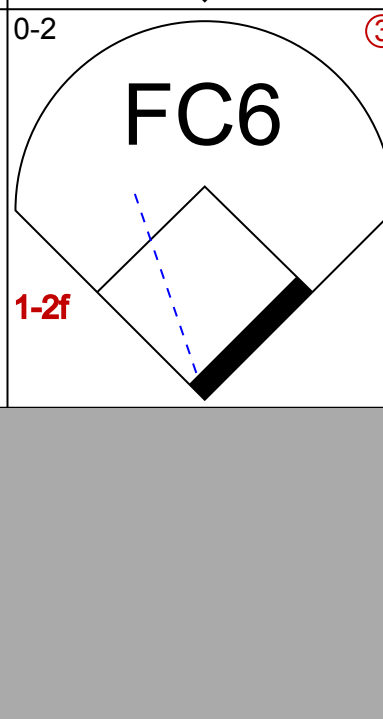
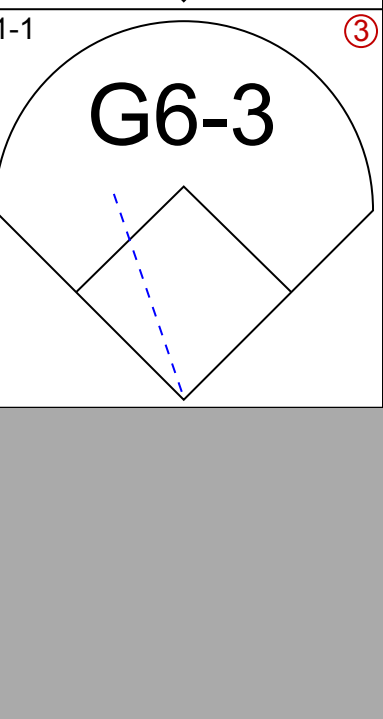
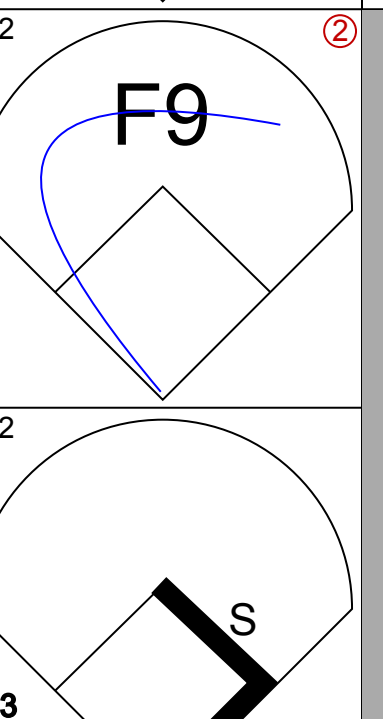

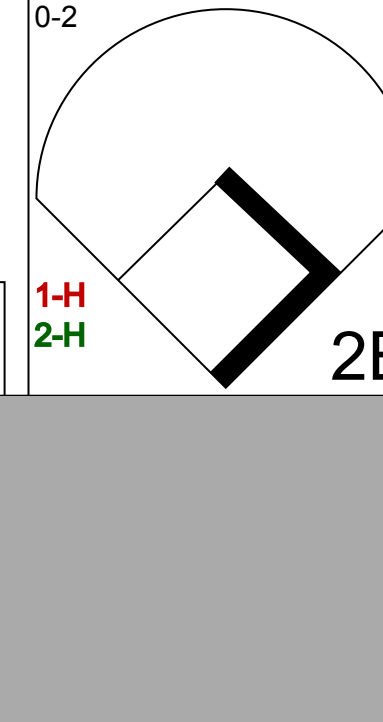


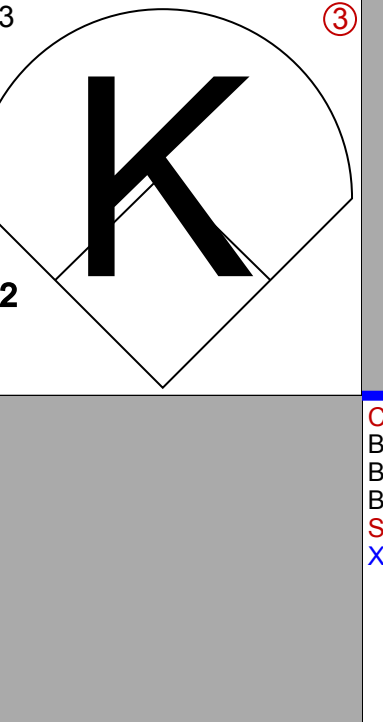
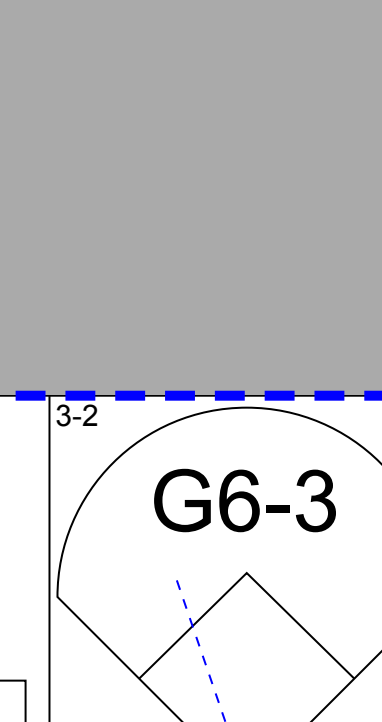

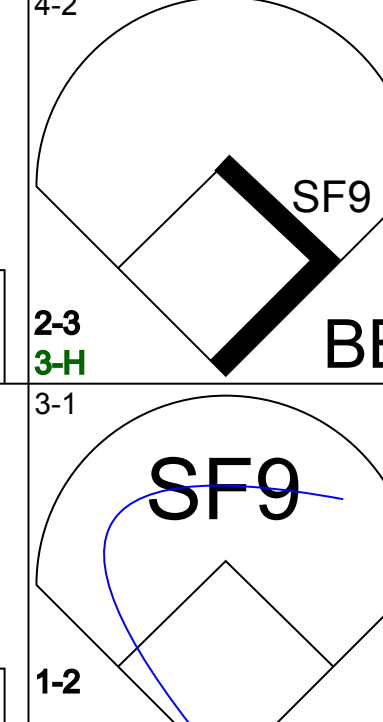
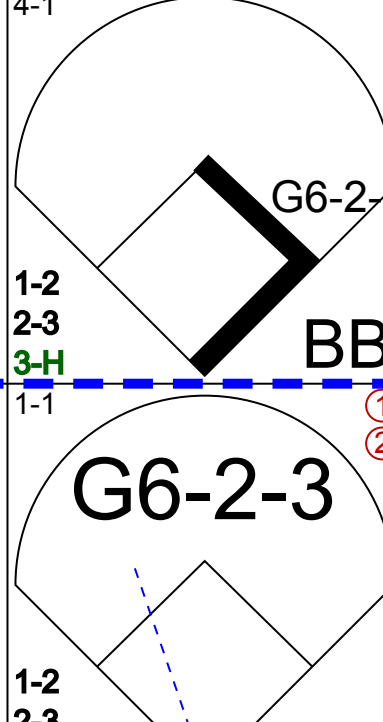

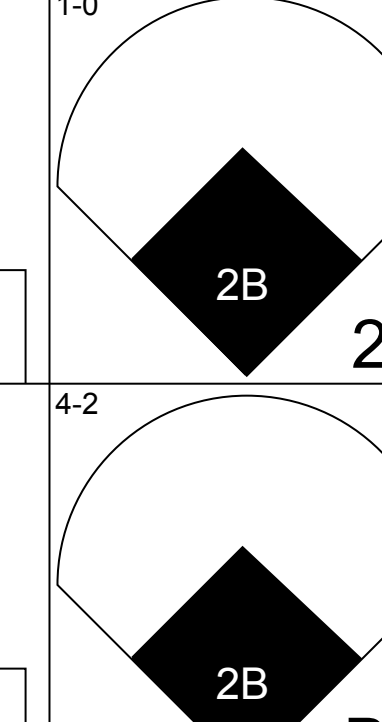

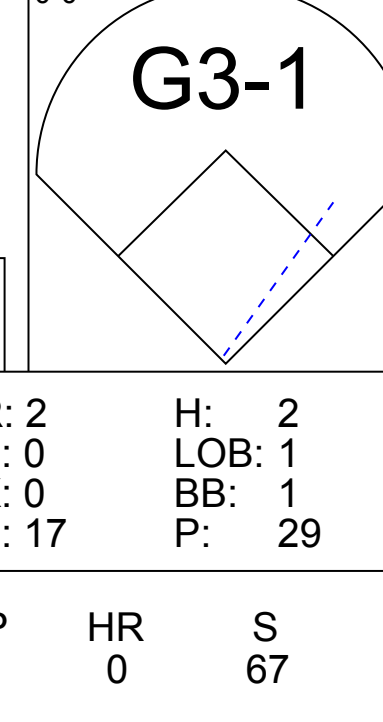
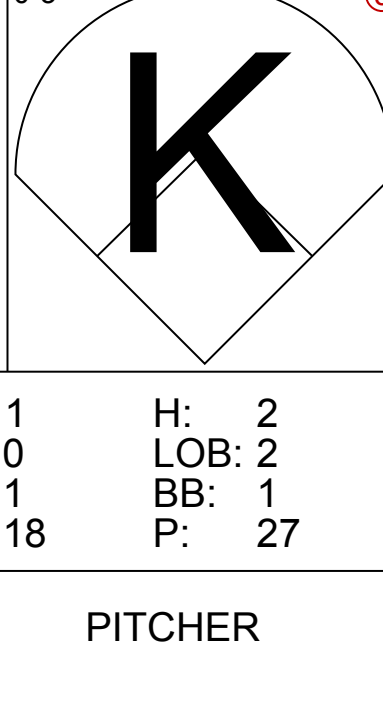
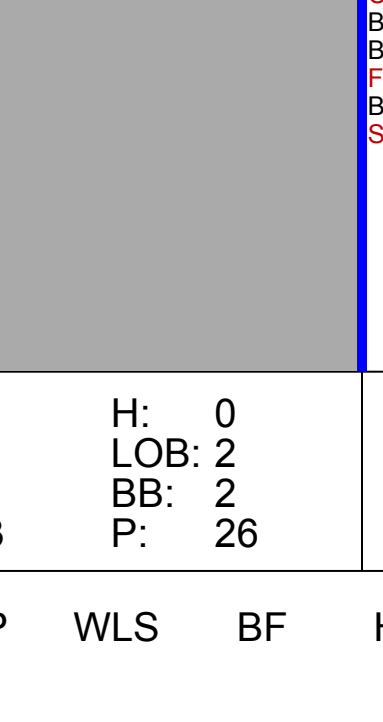
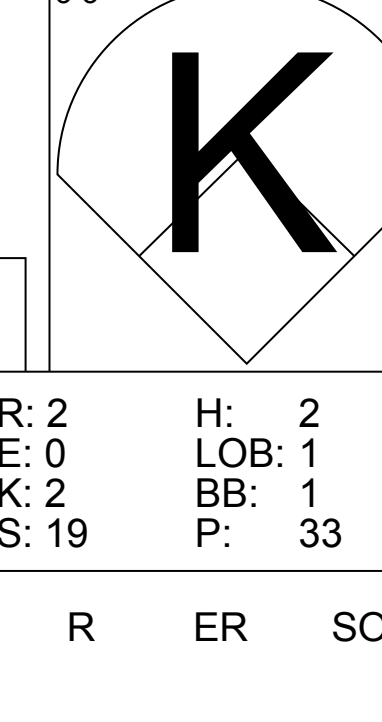
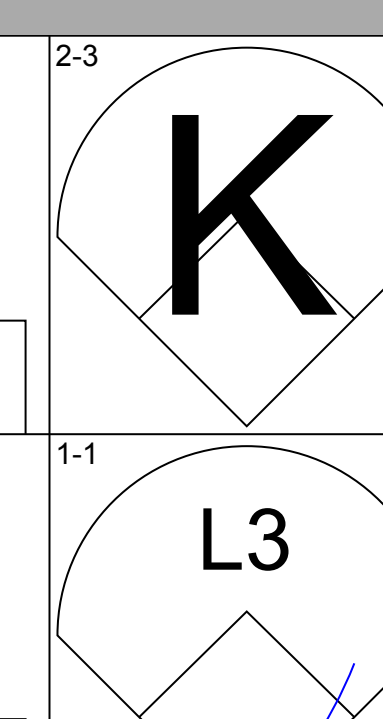
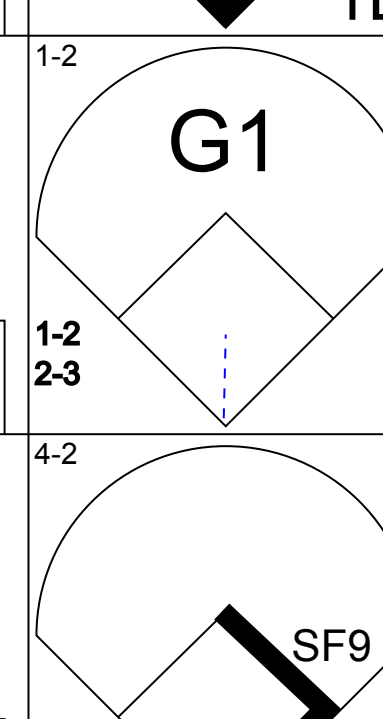
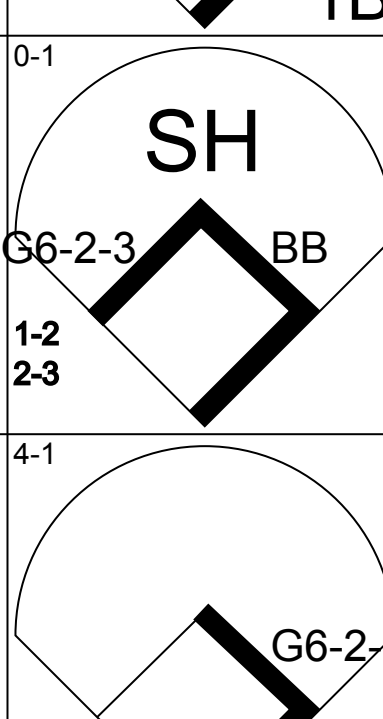
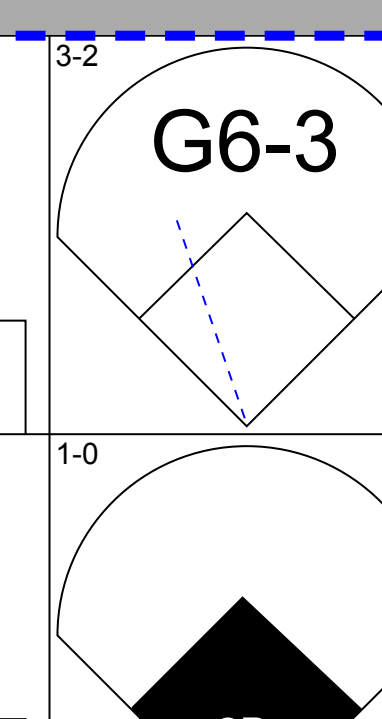
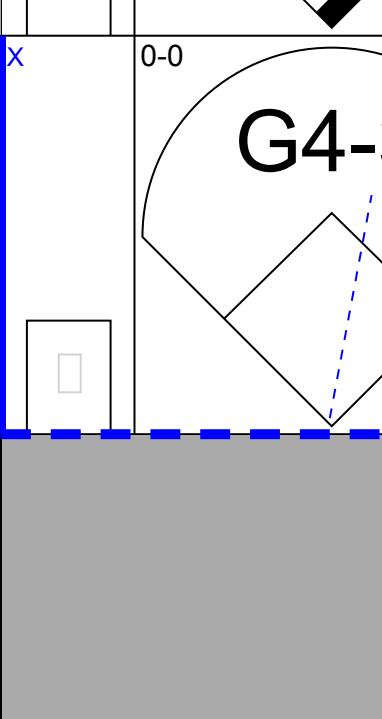
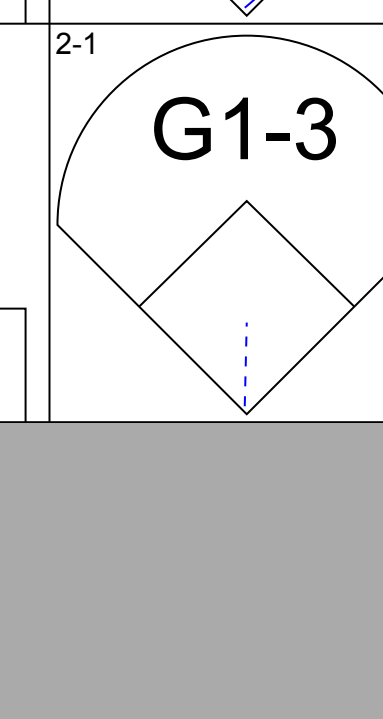
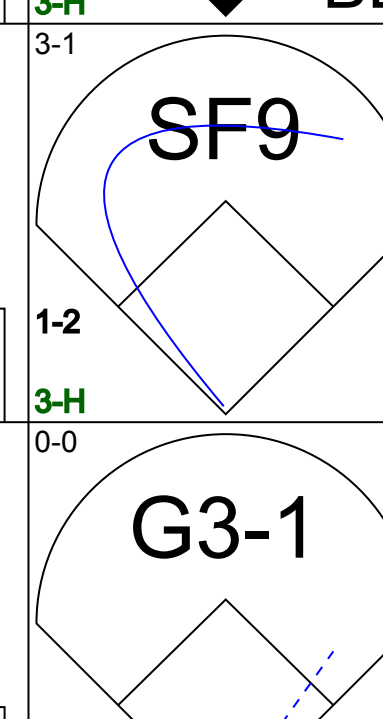
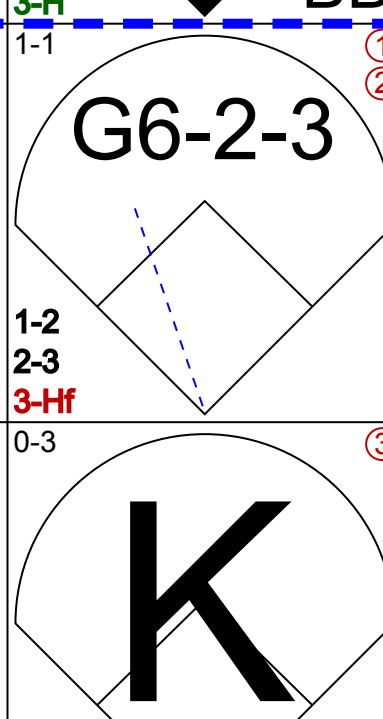
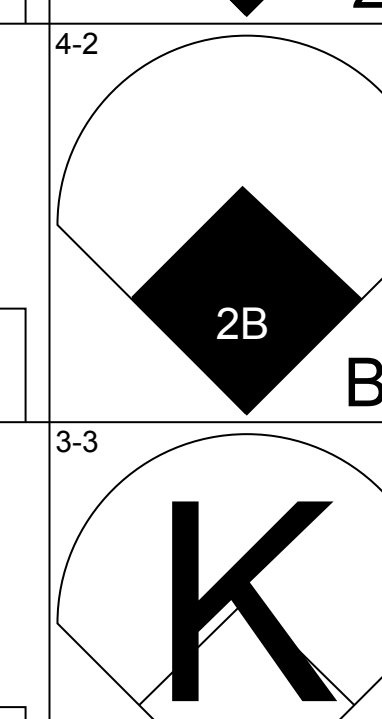
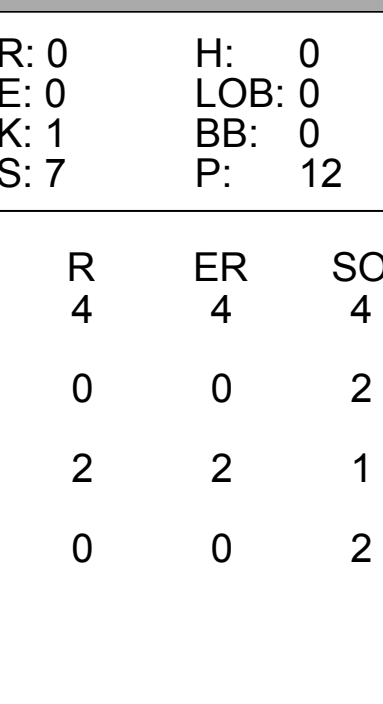
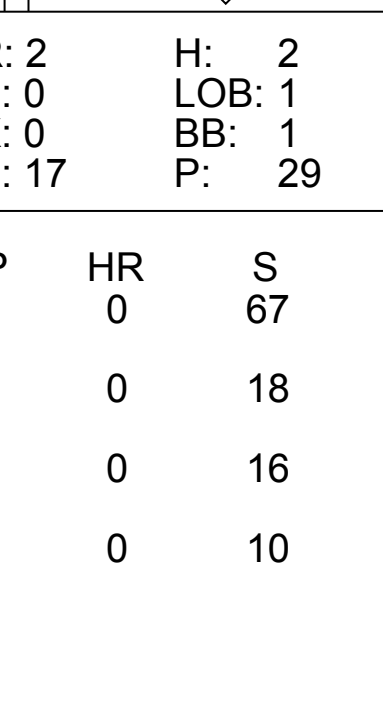
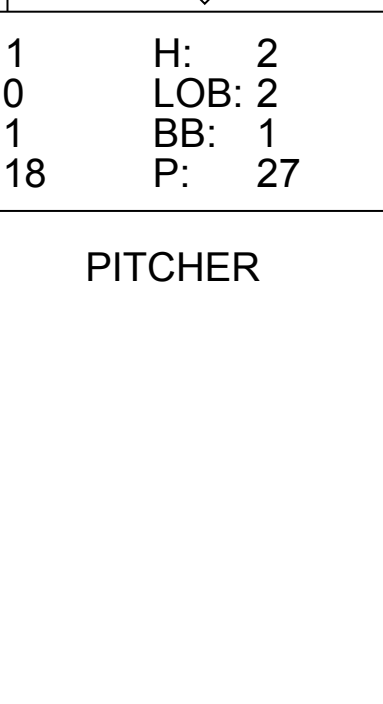
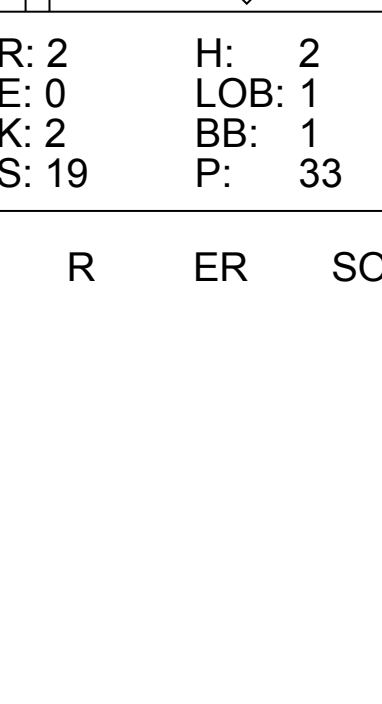
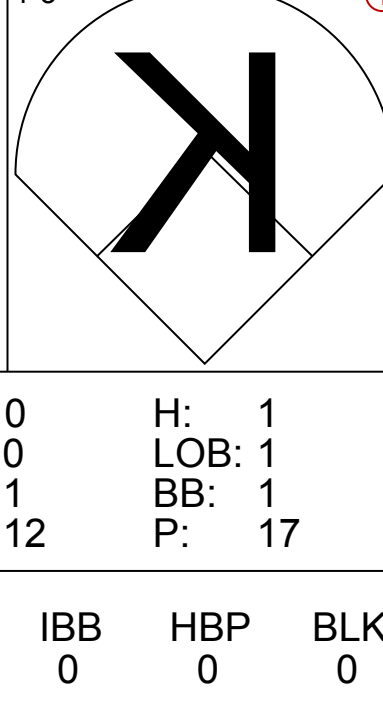
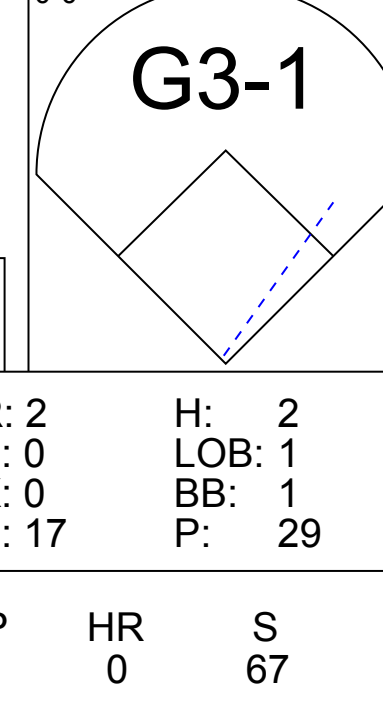
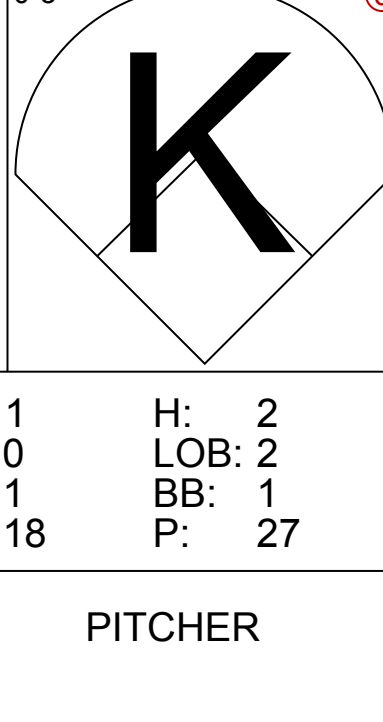
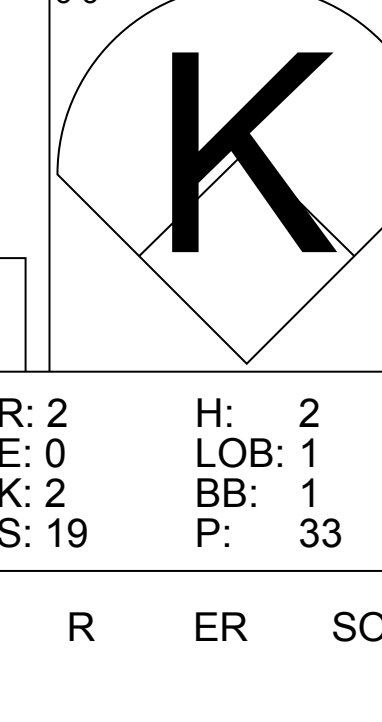


Batter	1	2	3	4	5	6	7	8	9	10	11	12	13	AB	R	H	RBI	BB	SO	LOB	BOTTOM						
Jeffrey Hammonds, R OBP: 0.320, SLG: 0.438 (1, 8)	P4					G6-3		F8			F9		K	6	1	1	1	0	1	0							
Mark Loretta, R OBP: 0.420, SLG: 0.393 (8, 5)			G4-3					F9		G1-3			G6-3	6	0	2	0	0	0	0							
Geoff Jenkins, L OBP: 0.385, SLG: 0.580 (1, 7)	K					L9					G4-3		G3	6	1	1	1	0	1	2							
Jeromy Burnitz, L OBP: 0.389, SLG: 0.578 (1, 9)	G4-3							HR		K			K	4	0	0	0	1	3	1							
Richie Sexson, R OBP: 0.300, SLG: 0.437 (1, 3)			F3		G6-3			FC4-6 BB		G5-3			G6-3	5	0	0	0	0	0	2							
Tyler Houston, L OBP: 0.349, SLG: 0.482 James Mouton, R OBP: 0.288, SLG: 0.350 Ronnie Belliard, R OBP: 0.335, SLG: 0.380 (8, 4)			G1-3							G1-3			G1-6-3	3	0	1	0	0	1	0							
José Hernández, R OBP: 0.322, SLG: 0.471 Chad Fox, R Will Cunnane, R (11, 1)			F8										F3	4	0	1	0	0	2	1							
Raul Casanova, S OBP: 0.311, SLG: 0.537 Henry Blanco, R OBP: 0.265, SLG: 0.268 (8, 2)			F7							F8				3	1	1	1	0	0	1							
Allen Levrault, R Mike DeJean, R Devon White, S Ray King, L David Weathers, R Curt Leskanic, R Luis Lopez, S OBP: 0.240, SLG: 0.288 (11, 1)			K					F8		G4-3			F8	2	0	0	0	0	1	0							
<b>Inning Stats</b>	R: 0 E: 0 K: 1 S: 12	H: 1 LOB: 1 BB: 0 P: 18	R: 0 E: 0 K: 0 S: 5	H: 0 LOB: 0 BB: 0 P: 7	R: 1 E: 0 K: 1 S: 13	H: 1 LOB: 0 BB: 0 P: 19	R: 0 E: 0 K: 0 S: 8	H: 0 LOB: 0 BB: 0 P: 11	R: 1 E: 0 K: 2 S: 11	H: 1 LOB: 2 BB: 0 P: 16	R: 1 E: 0 K: 1 S: 12	H: 1 LOB: 0 BB: 0 P: 18	R: 0 E: 0 K: 0 S: 9	H: 1 LOB: 1 BB: 0 P: 14	R: 0 E: 0 K: 0 S: 6	H: 0 LOB: 0 BB: 0 P: 7	R: 0 E: 0 K: 1 S: 10	H: 0 LOB: 0 BB: 0 P: 10	R: 0 E: 0 K: 0 S: 10	H: 1 LOB: 1 BB: 0 P: 18	R: 0 E: 0 K: 1 S: 10	H: 0 LOB: 0 BB: 0 P: 16	1B: 3 2B: 2 3B: 0 HR: 3	SF: 0 SAC: 0 DP: 0 HBP: 0	W/P: 0 PB: 0 SB: 1 CS: 0	W/P: 0 PA: 48	
<b>PITCHER</b>	IP 7.2	WLS 30	BF 6	H 3	R 3	ER 3	SO 6	BB 1	IBB 0	HBP 0	BLK 0	WP 0	HR 3	S 81	P 122	ERA 3.52	WHIP 0.913										
Chris Reitsma, R ERA: 4.08 Hector Mercado, L ERA: 2.84 Danny Graves, R ERA: 3.18 Mark Wohlers, R ERA: 4.74 Chris Nichting, R ERA:	0.1 2.0 0.1 2.0 1.0	1 7 1 7 3	0 1 0 1 0	0 0 0 0 0	0 0 0 1 0	0 0 0 0 1	0 0 0 0 0	0 0 0 0 0	0 0 0 0 0	0 0 0 0 10	0.00 0.500 0.500 0.500 0.000																

Cincinnati Reds @ Milwaukee Brewers  
Miller Park, Milwaukee, WI  
Tue Jun 05 2001, 7:05 PM CDT  
Att: 30,766 - Dome - 72 F

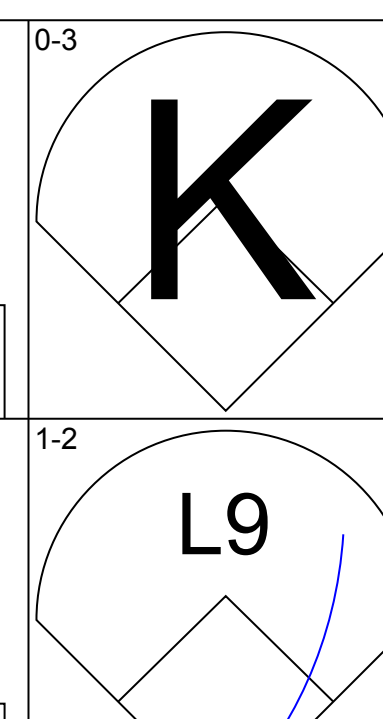
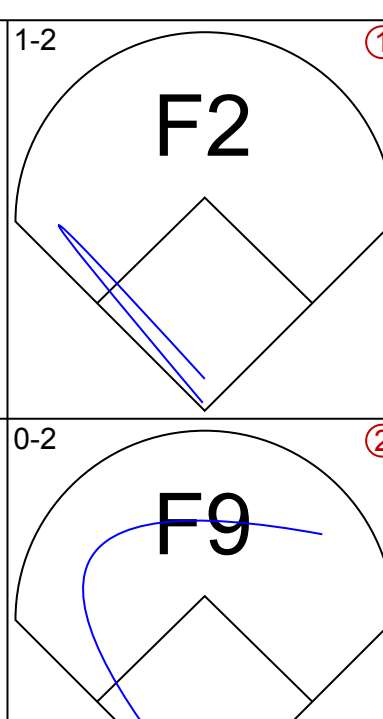
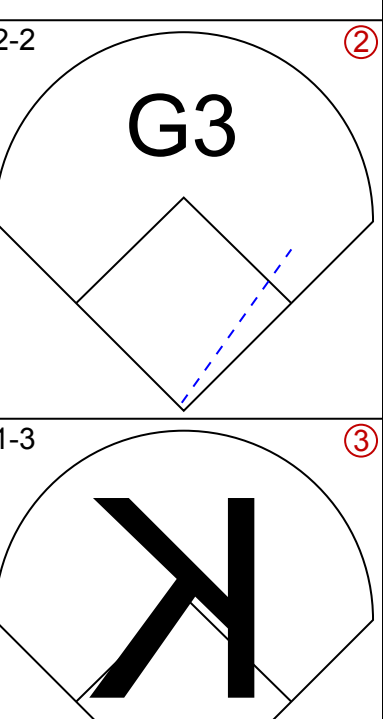
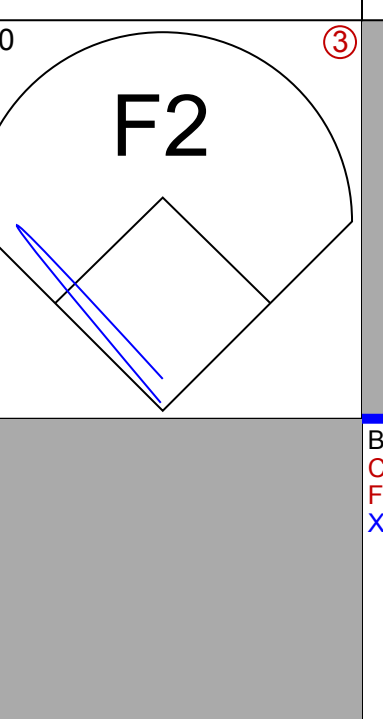
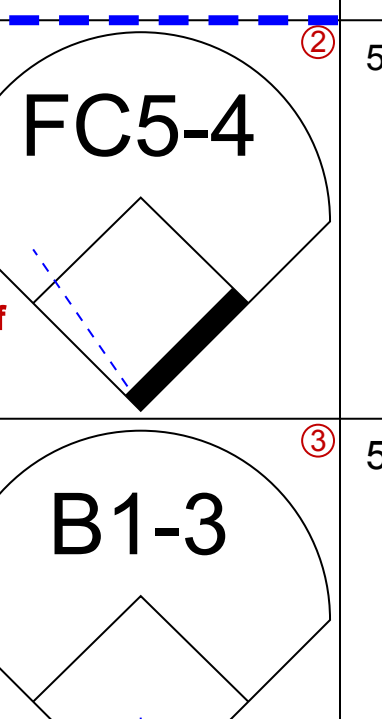
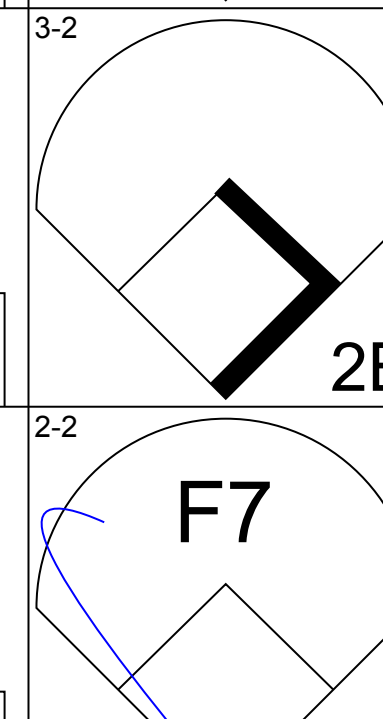
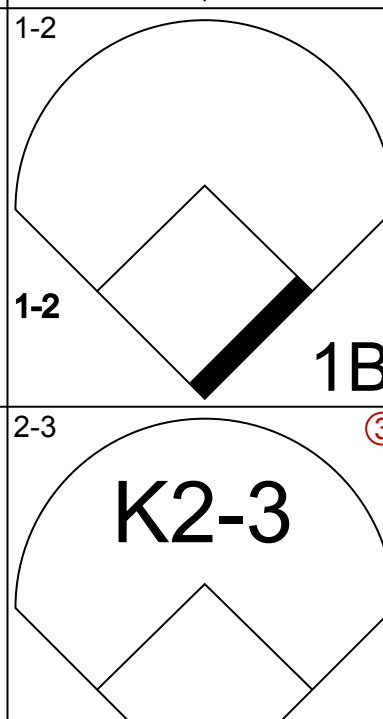

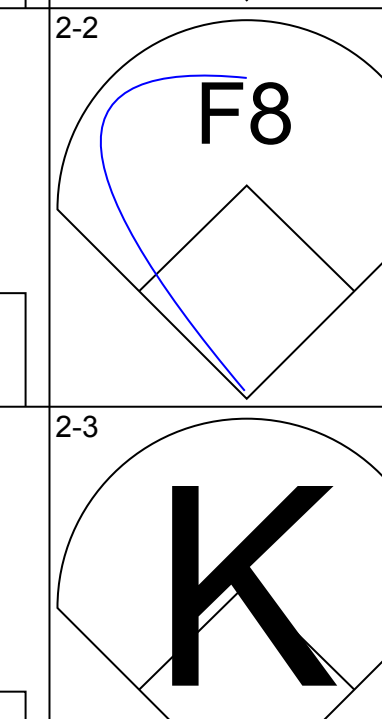



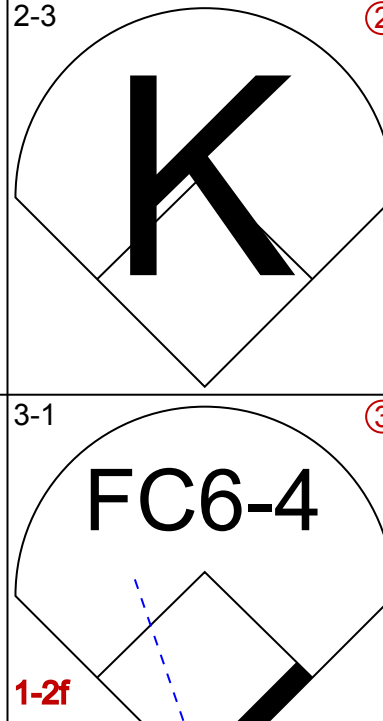





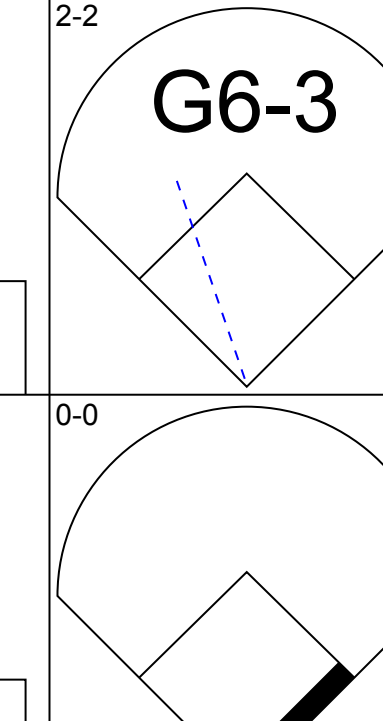
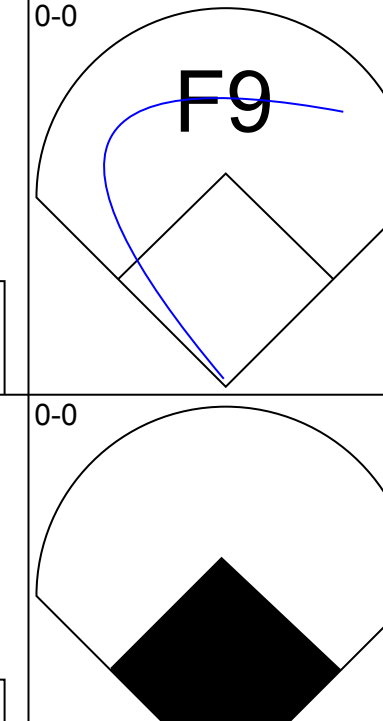
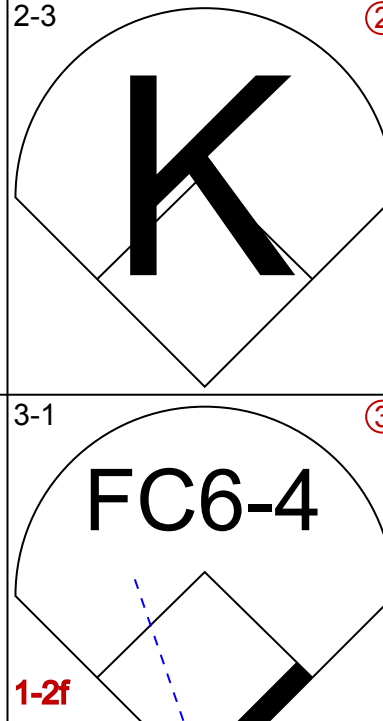

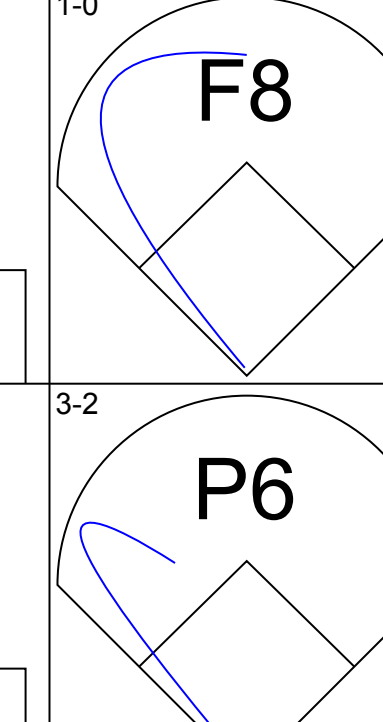
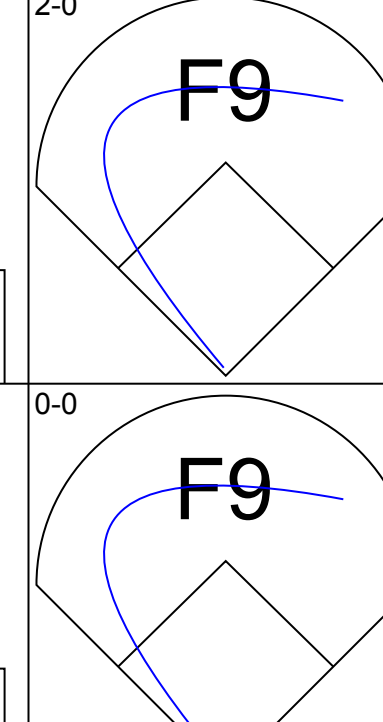

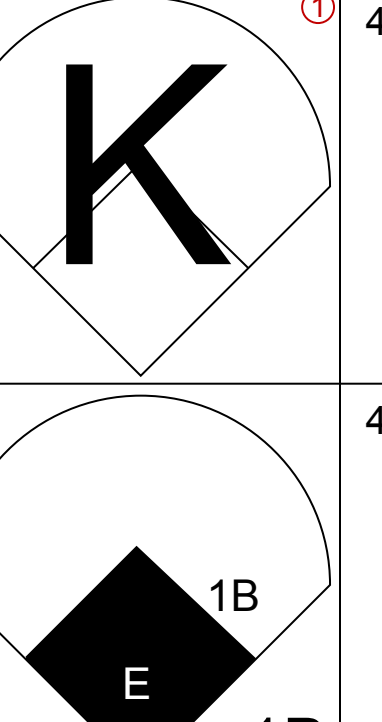
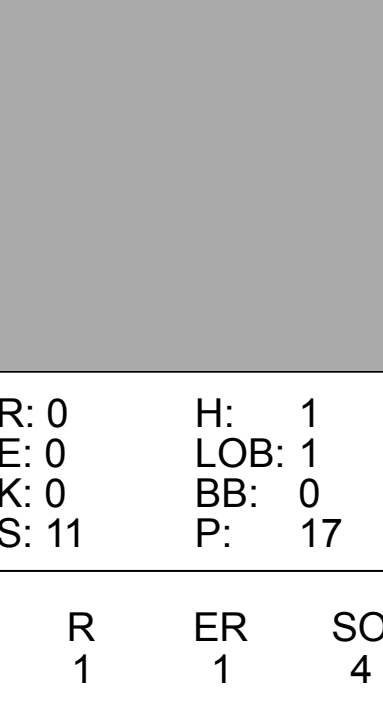

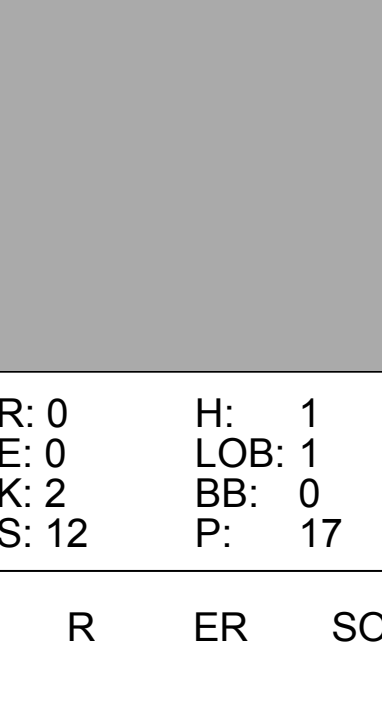





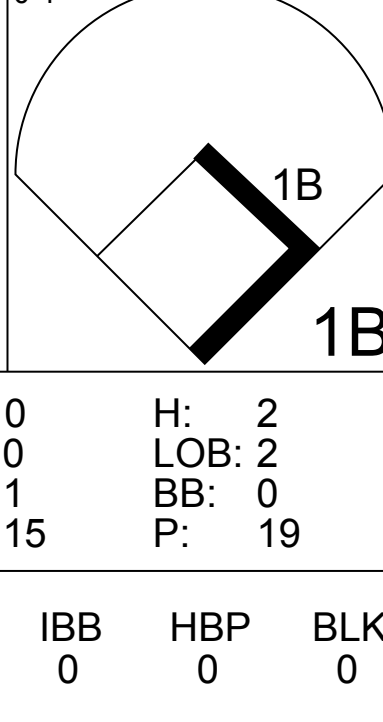
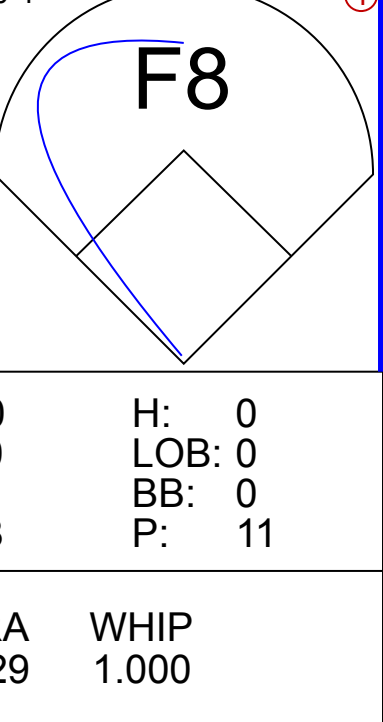
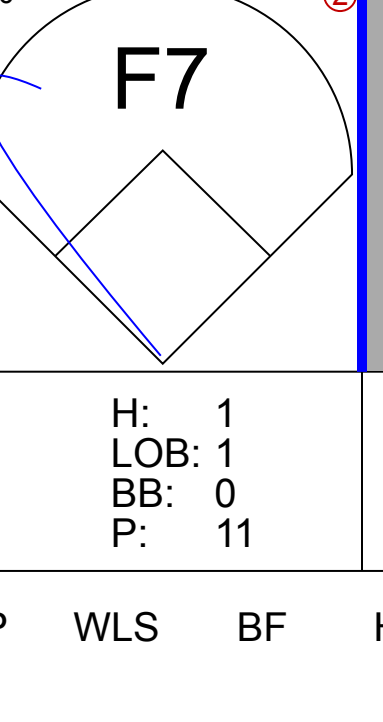
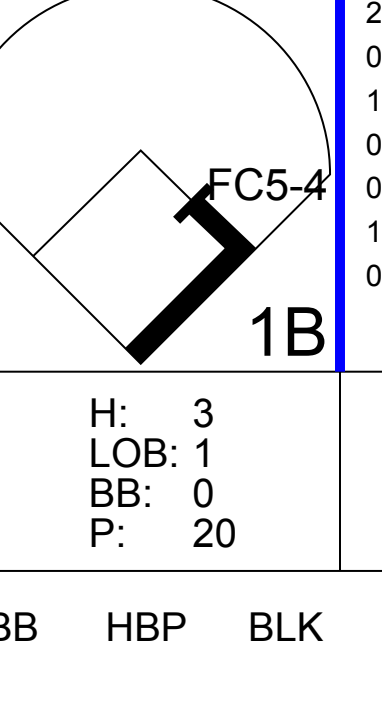
AB 47  
R 3  
H 8  
RBI 3  
BB 1  
SO 9  
LOB 11



Batter	1	2	3	4	5	6	7	8	9	AB	R	H	RBI	BB	SO	LOB	TOP					
Alex Ochoa, R OBP: 0.352, SLG: 0.441 (1, 9)			 1B					 2B		5	0	2	2	0	1	0	Cincinnati Reds @ Milwaukee Brewers Miller Park, Milwaukee, WI Wed Jun 06 2001, 7:05 PM CDT Att: 35,816 - Dome - 72 F					
Michael Tucker, L OBP: 0.324, SLG: 0.413 (1, 7)			 BB				 BB			3	0	0	0	2	2	1						
Dmitri Young, S OBP: 0.335, SLG: 0.421 (1, 5) (9, 3)			 1-2							5	1	1	0	0	0	2						
Sean Casey, L OBP: 0.406, SLG: 0.541 Donnie Sadler, R OBP: 0.297, SLG: 0.282 (1, 3) (9, 4)				 1B WP		 1B BB	 BB		4	2	3	0	1	1	0	0						
Ruben Rivera, R OBP: 0.324, SLG: 0.412 (1, 8)				 G1 SF9		 SH G6-2-3			5	1	4	1	0	1	2							
Bill Selby, L OBP: 0.239, SLG: 0.311 Juan Castro, R OBP: 0.226, SLG: 0.238 (1, 4) (8, 4) (9, 5)						 G6-2-3 BB				3	0	0	0	0	1	2						
Jason LaRue, R OBP: 0.333, SLG: 0.440 (1, 2)				 BB		 BB				2	1	1	1	2	0	0						
Pokey Reese, R OBP: 0.304, SLG: 0.368 (1, 6)				 BB		 BB		 BB		2	1	0	1	1	0	3						
Elmer Dessens, R OBP: 0.160, SLG: 0.087 (8, PH) D.T. Cromer, L OBP: 0.231, SLG: 0.308 Hector Mercado, L (8, 1) Chris Nichting, R (8, 1) Danny Graves, R (9, 1)										3	0	0	0	0	2	3						
										1	0	0	0	0	1	2						
										0	0	0	0	0	0	0						
										0	0	0	0	0	0	0						
<b>Inning Stats</b>	R: 1 E: 0 K: 2 S: 13	H: 3 LOB: 2 BB: 0 P: 16	R: 0 E: 0 K: 1 S: 7	H: 0 LOB: 0 BB: 0 P: 12	R: 0 E: 0 K: 1 S: 12	H: 1 LOB: 1 BB: 1 P: 17	R: 2 E: 0 K: 0 S: 17	H: 2 LOB: 1 BB: 1 P: 29	R: 0 E: 0 K: 1 S: 5	H: 0 LOB: 0 BB: 0 P: 7	R: 1 E: 0 K: 1 S: 18	H: 2 LOB: 2 BB: 1 P: 27	R: 0 E: 0 K: 1 S: 13	H: 0 LOB: 2 BB: 2 P: 26	R: 2 E: 0 K: 2 S: 19	H: 2 LOB: 1 BB: 1 P: 33	R: 0 E: 0 K: 1 S: 7	H: 1 LOB: 1 BB: 0 P: 9	1B: 8 2B: 3 3B: 0 HR: 0	SF: 1 SAC: 1 DP: 1 HBP: 0	WP: 3 PB: 0 SB: 1 CS: 1	PA: 42
<b>PITCHER</b>	IP	WLS	BF	H	R	ER	SO	BB	IBB	HBP	BLK	WP	HR	S	P	ERA	WHIP					
Jimmy Haynes, R ERA: 4.67 (1, 1)	5.0	L	25	8	4	4	4	3	0	0	0	1	0	67	102	7.20	2.200					
Mike DeJean, R ERA: 1.99 (6, 1)	2.0		7	0	0	0	2	2	0	0	0	1	0	18	32	0.00	1.000					
David Weathers, R ERA: 2.3 (8, 1)	0.2		5	2	2	2	1	1	0	0	0	0	0	16	30	27.00	4.500					
Ray King, L ERA: 3.09 (8, 1)	1.1		5	1	0	0	2	0	0	0	0	0	0	10	12	0.00	0.750					

AB	34
R	6
H	11
RBI	5
BB	6
SO	9
LOB	16



Batter	1	2	3	4	5	6	7	8	9	AB	R	H	RBI	BB	SO	LOB	BOTTOM					
Jeffrey Hammonds, R OBP: 0.314, SLG: 0.425 (1, 8)									 1-2 2-H 3-H	5	0	0	1	0	1	3	Cincinnati Reds @ Milwaukee Brewers Miller Park, Milwaukee, WI Wed Jun 06 2001, 7:05 PM CDT Att: 35,816 - Dome - 72 F					
Mark Loretta, R OBP: 0.412, SLG: 0.377 (1, 4)										5	0	1	0	0	1	2						
Geoff Jenkins, L OBP: 0.387, SLG: 0.584 (1, 7)										4	0	2	0	0	0	1						
Jeremy Burnitz, L OBP: 0.386, SLG: 0.569 (1, 9)						 BB				3	0	0	0	1	2	4						
Richie Sexson, R OBP: 0.295, SLG: 0.429 (1, 3)										4	0	0	0	0	2	2						
Tyler Houston, L OBP: 0.390, SLG: 0.511 (1, 5)							 1-2		 1B	4	2	3	1	0	0	1						
José Hernández, R OBP: 0.321, SLG: 0.487 (1, 6)										4	0	1	0	0	1	2						
Henry Blanco, R OBP: 0.267, SLG: 0.267 (1, 2)									 1B	4	1	1	0	0	0	2						
Jimmy Haynes, R OBP: 0.222, SLG: 0.231 Mike Jackson, R (6, 1) Devon White, S OBP: 0.333, SLG: 0.448 David Weathers, R (8, 1) Ray King, L (9, 1) Raul Casanova, S OBP: 0.319, SLG: 0.352 Angel Echevarría, R OBP: 0.335, SLG: 0.376 (9, PH)									 1B	2	0	1	0	0	0	0						
										0	0	0	0	0	0	0						
										0	0	0	0	0	0	0						
										0	0	0	0	0	0	0						
										0	0	0	0	0	0	0						
										0	0	0	0	0	0	0						
<b>Inning Stats</b>	R: 0 E: 0 K: 1 S: 13	H: 1 LOB: 1 BB: 0 P: 19	R: 0 E: 0 K: 0 S: 11	H: 1 LOB: 1 BB: 0 P: 17	R: 0 E: 0 K: 1 S: 15	H: 2 LOB: 2 BB: 0 P: 19	R: 1 E: 0 K: 0 S: 4	H: 1 LOB: 0 BB: 0 P: 6	R: 0 E: 0 K: 1 S: 8	H: 0 LOB: 0 BB: 0 P: 11	R: 0 E: 0 K: 1 S: 12	H: 0 LOB: 1 BB: 1 P: 21	R: 0 E: 0 K: 2 S: 12	H: 1 LOB: 1 BB: 0 P: 11	R: 0 E: 0 K: 2 S: 12	H: 1 LOB: 1 BB: 0 P: 17	R: 2 E: 1 K: 1 S: 14	H: 3 LOB: 1 BB: 0 P: 20	1B: 8 2B: 1 3B: 0 HR: 1	SF: 0 SAC: 0 DP: 0 HBP: 0	WP: 0 PB: 0 SB: 0 CS: 0	PA: 38
<b>PITCHER</b>	IP	WLS	BF	H	R	ER	SO	BB	IBB	HBP	BLK	WP	HR	S	P	ERA	WHIP					
Elmer Dessens, R ERA: 4.06 (1, 1)	7.0		28	6	1	1	4	1	0	0	0	0	1	71	104	1.29	1.000					
Hector Mercado, L ERA: 2.75 (8, 1)	0.2		3	1	0	0	1	0	0	0	0	0	0	9	14	0.00	1.500					
Chris Nichting, R ERA: 1.8 (8, 1)	0.2		5	3	2	1	2	0	0	0	0	0	0	14	18	13.50	4.500					
Danny Graves, R ERA: 3.1 (9, 1)	0.2	S	2	0	0	0	0	0	0	0	0	0	0	3	5	0.00	0.000					

AB	37
R	3
H	10
RBI	2
BB	1
SO	7
LOB	18



Batter	1	2	3	4	5	6	7	8	9	AB	R	H	RBI	BB	SO	LOB	TOP										
Deion Sanders, L (1, 10) OBP: 0.234, SLG: 0.250 Brady Clark, R (7, PH) OBP: 0.429, SLG: 0.333	G4-3		G4-3						SH1-4	3	0	1	0	0	0	1											
Michael Tucker, L (1, 7) OBP: 0.320, SLG: 0.402	G1-3								2B	4	1	0	0	1	1	3											
Alex Ochoa, R (1, 9) OBP: 0.362, SLG: 0.459	G6-3								2B	5	2	4	3	0	0	0											
Sean Casey, L (1, 3) OBP: 0.403, SLG: 0.535 Donnie Sadler, R (8, PR) OBP: 0.294, SLG: 0.278		G3-1							G1-3	4	0	1	1	0	0	1											
Dmitri Young, S (1, 5) OBP: 0.341, SLG: 0.431	G4-3								G4-3	5	1	3	1	0	0	1											
Ruben Rivera, R (1, 8) OBP: 0.322, SLG: 0.403	G6-3									3	0	0	0	1	1	3											
Bill Selby, L (1, 4) OBP: 0.280, SLG: 0.417 Juan Castro, R (8, PR) OBP: 0.226, SLG: 0.238										3	1	2	2	1	0	2											
Jason LaRue, R (1, 2) OBP: 0.323, SLG: 0.425										4	0	0	0	0	3	3											
Pokey Reese, R (1, 6) OBP: 0.308, SLG: 0.364										2	1	0	0	2	1	1											
<b>Inning Stats</b>	R: 0 H: 0 E: 0 K: 0 S: 6	H: 0 LOB: 0 BB: 0 P: 9	R: 0 H: 0 E: 0 K: 0 S: 4	H: 0 LOB: 0 BB: 0 P: 7	R: 0 H: 1 E: 0 K: 1 S: 9	H: 1 LOB: 1 BB: 0 P: 14	R: 1 H: 2 E: 0 K: 0 S: 11	H: 2 LOB: 2 BB: 1 P: 19	R: 0 H: 1 E: 0 K: 2 S: 11	H: 1 LOB: 1 BB: 1 P: 21	R: 3 H: 3 E: 0 K: 0 S: 13	H: 3 LOB: 0 BB: 0 P: 20	R: 1 H: 2 E: 0 K: 1 S: 10	H: 2 LOB: 0 BB: 0 P: 20	R: 0 H: 2 E: 0 K: 2 S: 14	H: 2 LOB: 3 BB: 1 P: 24	R: 2 H: 1 E: 0 K: 0 S: 6	H: 1 LOB: 1 BB: 2 P: 15	1B: 7 2B: 4 3B: 0 HR: 1	SF: 0 SAC: 1 DP: 0 HBP: 0	WP: 0 PB: 1 SB: 1 CS: 2	PA: 42					
<b>PITCHER</b>	IP	WLS	BF	H	R	ER	SO	BB	IBB	HBP	BLK	WP	HR	S	P	ERA	WHIP										
Charles Nagy, R (1, 1) ERA: 2.92	5.1	B	23	6	3	3	3	2	0	0	0	0	0	47	80	5.06	1.500										
Steve Reed, R (6, 1) ERA: 4.18	1.0	L	4	1	1	1	1	0	0	0	0	0	1	10	15	9.00	1.000										
Rich Rodriguez, L (7, 1) ERA: 3.95	0.1	L	2	1	0	0	0	0	0	0	0	0	0	4	8	0.00	3.000										
Paul Shuey, R (7, 1) ERA: 2.18	1.1		6	3	1	1	2	0	1	0	0	0	0	17	31	6.75	2.250										
Steve Woodard, R (9, 1) ERA: 7.71	1.0		6	1	2	2	0	1	1	0	0	0	0	6	15	18.00	2.000										
<b>Batter</b>	<b>1</b>	<b>2</b>	<b>3</b>	<b>4</b>	<b>5</b>	<b>6</b>	<b>7</b>	<b>8</b>	<b>9</b>	<b>AB</b>	<b>R</b>	<b>H</b>	<b>RBI</b>	<b>BB</b>	<b>SO</b>	<b>LOB</b>	<b>BOTTOM</b>										
Kenny Lofton, L (1, 8) OBP: 0.338, SLG: 0.289	G4-6-3	FC4-6								3	0	0	0	1	0	1											
Omar Vizquel, S (1, 6) OBP: 0.344, SLG: 0.330	G4-6-3									4	0	2	0	0	0	0											
Roberto Alomar, S (1, 4) OBP: 0.404, SLG: 0.528	G4-6-3									4	1	1	1	0	0	3											
Ellis Burks, R (1, 10) OBP: 0.369, SLG: 0.608	F9									4	1	1	1	0	0	1											
Jim Thome, L (1, 3) OBP: 0.405, SLG: 0.588										3	0	0	0	1	0	0											
Travis Fryman, R (1, 5) OBP: 0.519, SLG: 0.316										2	1	0	0	1	1	1											
Wil Cordero, R (1, 9) OBP: 0.404, SLG: 0.462										4	1	2	0	0	0	0											
Russell Branyan, L (1, 7) OBP: 0.320, SLG: 0.527										3	0	0	1	0	2	2											
Einar Diaz, R (1, 2) OBP: 0.363, SLG: 0.455 Eddie Taubensee, L (8, PH) OBP: 0.284, SLG: 0.349										3	0	1	1	0	0	2											
<b>Inning Stats</b>	R: 0 H: 1 E: 0 K: 0 S: 10	H: 2 LOB: 1 BB: 1 P: 20	R: 2 H: 2 E: 0 K: 0 S: 14	H: 2 LOB: 1 BB: 1 P: 23	R: 1 H: 1 E: 1 K: 1 S: 14	H: 1 LOB: 1 BB: 1 P: 28	R: 0 H: 0 E: 0 K: 1 S: 9	H: 0 LOB: 0 BB: 0 P: 14	R: 0 H: 0 E: 0 K: 0 S: 10	H: 0 LOB: 0 BB: 0 P: 14	R: 1 H: 2 E: 0 K: 1 S: 17	H: 2 LOB: 2 BB: 0 P: 26	R: 0 H: 1 E: 0 K: 0 S: 8	H: 1 LOB: 0 BB: 0 P: 13	R: 0 H: 0 E: 0 K: 0 S: 11	H: 0 LOB: 0 BB: 0 P: 16	R: 0 H: 0 E: 0 K: 1 S: 11	H: 0 LOB: 0 BB: 0 P: 12	1B: 5 2B: 0 3B: 0 HR: 2	SF: 1 SAC: 0 DP: 1 HBP: 1	WP: 0 PB: 0 SB: 0 CS: 2	PA: 37					
<b>PITCHER</b>	IP	WLS	BF	H	R	ER	SO	BB	IBB	HBP	BLK	WP	HR	S	P	ERA	WHIP										
Rob Bell, R (1, 1) ERA: 5.35	2.2		14	4	3	3	0	3	0	0	0	0	1	35	66	2.70	0.600										
Jim Brower, R (3, 1) ERA: 4.53	3.1	W	13	2	1	1	3	0	0	1	0	0	0	39	59	2.70	0.600										
Hector Mercado, L (7, 1) ERA: 2.66	0.2	H	3	1	0	0	0	0	0	0	0	0	0	7	9	0.00	1.500										
Chris Nichting, R (7, 1) ERA: 1.42	1.1	H	3	0	0	0	0	0	0	0	0	0	0	12	20	0.00	0.000										
Danny Graves, R (9, 1) ERA: 3.0	1.0	S	3	0	0	0	1	0	0	0	0	0	0	11	12	0.00	0.000										

Cincinnati Reds @ Cleveland Indians  
Jacobs Field, Cleveland, OH  
Fri Jun 08 2001, 7:05 PM EDT  
Att: 42,512 - Sunny - 65 F

AB 35  
R 7  
H 12  
RBI 7  
BB 5  
SO 6  
LOB 16



Cincinnati Reds @ Cleveland Indians  
Jacobs Field, Cleveland, OH  
Fri Jun 08 2001, 7:05 PM EDT  
Att: 42,512 - Sunny - 65 F

AB 31  
R 4  
H 7  
RBI 4  
BB 3  
SO 4  
LOB 10



Batter	1	2	3	4	5	6	7	8	9	AB	R	H	RBI	BB	SO	LOB	TOP				
Michael Tucker, L OBP: 0.315, SLG: 0.395 Brady Clark, R OBP: 0.500, SLG: 0.429	G3		K			G4-3		FC6-4 1B		3	0	0	0	0	1	0					
Dmitri Young, S OBP: 0.344, SLG: 0.437	G4-3 2B		G4-3			1B		FC6-4 FC5-4 1-2		4	0	2	0	0	0	1					
Alex Ochoa, R OBP: 0.360, SLG: 0.455	G4-3 2-3			G4-3				FC5-4 DI 1-2		4	0	1	0	0	0	2					
Sean Casey, L OBP: 0.396, SLG: 0.525	K			K		F5		K		4	0	0	0	0	3	4					
Ruben Rivera, R OBP: 0.320, SLG: 0.394		F7		G4-3			HR BB		K	3	1	0	0	1	1	0					
D.T. Cromer, L OBP: 0.313, SLG: 0.533 Donnie Sadler, R OBP: 0.281, SLG: 0.275		BB			K		HR		G4-3	2	1	1	2	1	1	0					
Bill Selby, L OBP: 0.313, SLG: 0.392 Juan Castro, R OBP: 0.224, SLG: 0.235		F8			G1-3		P6		K	3	0	0	0	0	0	1					
Kelly Stinnett, R OBP: 0.325, SLG: 0.406		K			F9		K			3	0	0	0	0	2	1					
Pokey Reese, R OBP: 0.303, SLG: 0.357				F9		L8		K		3	0	0	0	0	1	0					
<b>Inning Stats</b>	R: 0 E: 0 K: 1 S: 9	H: 1 LOB: 1 BB: 0 P: 11	R: 0 E: 0 K: 1 S: 10	H: 0 LOB: 1 BB: 1 P: 20	R: 0 E: 0 K: 1 S: 7	H: 0 LOB: 0 BB: 0 P: 10	R: 0 E: 0 K: 1 S: 10	H: 0 LOB: 0 BB: 0 P: 17	R: 0 E: 0 K: 0 S: 9	H: 2 LOB: 2 BB: 0 P: 13	R: 2 E: 0 K: 2 S: 15	H: 1 LOB: 0 BB: 1 P: 27	R: 0 E: 0 K: 1 S: 10	H: 1 LOB: 1 BB: 0 P: 12	R: 0 E: 0 K: 2 S: 7	H: 0 LOB: 0 BB: 0 P: 8	1B: 3 2B: 1 3B: 0 HR: 1	SF: 0 SAC: 0 DP: 0 HBP: 0	WP: 0 PB: 0 SB: 0 CS: 0	PA: 34	
<b>PITCHER</b>	IP	WLS	BF	H	R	ER	SO	BB	IBB	HBP	BLK	WP	HR	S	P	ERA	WHIP				
Dave Burba, R ERA: 5.68	7.0	W	27	4	2	2	7	2	0	0	0	0	1	70	113	2.57	0.857				
Ricardo Rincon, L ERA: 3.52	1.0		4	1	0	0	1	0	0	0	0	0	0	10	12	0.00	1.000				
Rich Rodriguez, L ERA: 3.68	1.0		3	0	0	0	2	0	0	0	0	0	0	7	8	0.00	0.000				

Cincinnati Reds @ Cleveland Indians  
Jacobs Field, Cleveland, OH  
Sat Jun 09 2001, 7:05 PM EDT  
Att: 42,521 - Cloudy - 72 F

AB	32
R	2
H	5
RBI	2
BB	2
SO	10
LOB	9



Batter	1	2	3	4	5	6	7	8	9	AB	R	H	RBI	BB	SO	LOB	BOTTOM				
Kenny Lofton, L OBP: 0.327, SLG: 0.279	L8	FC4-6 1B		F8		L6-4	G3-1			5	0	0	1	0	0	3					
Omar Vizquel, S OBP: 0.346, SLG: 0.333	FC4-6 BB	1B		K			1B BB SF8	G3-1		4	1	2	0	1	1	0					
Roberto Alomar, S OBP: 0.406, SLG: 0.529 Jolbert Cabrera, R OBP: 0.371, SLG: 0.396	FC4-6 1-2	F7			F8 SF8 2B		SF8 1B BB	F5		3	2	1	0	1	0	3					
Juan Gonzalez, R OBP: 0.392, SLG: 0.633 Russell Branyan, L OBP: 0.323, SLG: 0.541	F9			1B G5-3 1B	F8		2B E			4	1	2	0	0	0	2					
Ellis Burks, R OBP: 0.367, SLG: 0.604 Eddie Taubensee, L OBP: 0.279, SLG: 0.344		E9 G4-3 1B	G5-3		SF8		F8 2B 1B	F7		3	1	1	1	0	0	4					
Jim Thome, L OBP: 0.402, SLG: 0.600		G4-3		F7		HR				3	1	1	3	0	0	1					
Marty Cordova, R OBP: 0.377, SLG: 0.577		1B 1B			K			E5 2B		4	2	2	0	0	1	1					
Travis Fryman, R OBP: 0.548, SLG: 0.409		1B FC4-6 1B		G4-3			L6-4 S BB	E 2B		3	2	2	2	1	0	2					
Einar Diaz, R OBP: 0.366, SLG: 0.456				G5-3			F8	E7 1B		4	0	2	2	0	0	1					
<b>Inning Stats</b>	R: 0 E: 0 K: 0 S: 11	H: 0 LOB: 1 BB: 1 P: 17	R: 3 E: 1 K: 0 S: 18	H: 5 LOB: 2 BB: 0 P: 30	R: 0 E: 0 K: 0 S: 8	H: 2 LOB: 2 BB: 0 P: 12	R: 0 E: 0 K: 1 S: 8	H: 0 LOB: 0 BB: 0 P: 13	R: 2 E: 0 K: 1 S: 14	H: 2 LOB: 0 BB: 0 P: 20	R: 0 E: 0 K: 0 S: 7	H: 0 LOB: 1 BB: 1 P: 14	R: 5 E: 2 K: 0 S: 22	H: 4 LOB: 1 BB: 1 P: 36	R: 0 E: 0 K: 0 S: 7	H: 1 LOB: 1 BB: 0 P: 10	1B: 10 2B: 3 3B: 1 HR: 1	SF: 2 SAC: 0 DP: 1 HBP: 0	WP: 0 PB: 0 SB: 1 CS: 0	PA: 41	
<b>PITCHER</b>	IP	WLS	BF	H	R	ER	SO	BB	IBB	HBP	BLK	WP	HR	S	P	ERA	WHIP				
Oswaldo Fernandez, R ERA: 6.55	5.0	L	25	9	5	5	2	1	0	0	0	0	1	59	92	9.00	2.000				
Scott Sullivan, R ERA: 4.06	1.1		7	2	3	1	0	2	0	0	0	0	0	16	30	6.75	3.000				
Hector Mercado, L ERA: 2.91	0.1		1	0	0	0	0	0	0	0	0	0	0	3	4	0.00	0.000				
Scott Winchester, R ERA: 3.79	1.1		8	3	2	0	0	0	0	0	0	0	0	17	26	0.00	2.250				

Cincinnati Reds @ Cleveland Indians  
Jacobs Field, Cleveland, OH  
Sat Jun 09 2001, 7:05 PM EDT  
Att: 42,521 - Cloudy - 72 F

AB	36
R	10
H	14
RBI	9
BB	3
SO	2
LOB	18




Batter	1	2	3	4	5	6	7	8	9	AB	R	H	RBI	BB	SO	LOB	TOP										
<b>Brady Clark, R</b> OBP: 0.385, SLG: 0.333 (1, 7)	1-2 WP 1B	2-0 G1-3	1-0 FC5-4		1-2 G6-3			1-2 F2		5	1	1	0	0	0	3	<b>Cincinnati Reds @ Cleveland Indians</b> Jacobs Field, Cleveland, OH Sun Jun 10 2001, 1:05 PM EDT Att: 49,479 - Sunny - 71 F										
<b>Michael Tucker, L</b> OBP: 0.323, SLG: 0.407 (1, 8)	1-0 1B WP SF7	3-2 FC		1-1 2B		1-0 G3		3-2 L9		5	2	3	0	0	0	0											
<b>Alex Ochoa, R</b> OBP: 0.357, SLG: 0.447 (1, 9)	4-2 SF7 1B	0-1 FC		1-2 F9		1-1 E5		0-1 P3		4	2	0	0	1	0	1											
<b>Sean Casey, L</b> OBP: 0.397, SLG: 0.524 (9, PH) <b>Kelly Stinnett, R</b> OBP: 0.322, SLG: 0.402 (1, 10)	1-0 1B	3-1 2H 3H		0-3 K		1-2 F7		1-0 G6-3		4	1	2	2	0	1	2											
<b>D.T. Cromer, L</b> OBP: 0.300, SLG: 0.556 (9, PH) <b>Donnie Sadler, R</b> OBP: 0.289, SLG: 0.284 (9, 4)	0-1 SF7	0-0 F8		2-2 2B		0-1 G4-3		1-1 WP 1B		3	0	1	1	0	0	1											
<b>Jason LaRue, R</b> OBP: 0.326, SLG: 0.427 (1, 2)	1-3 K		2-2 FC5-4 1B HBP	1-3 K		0-0 WP 2B		1-2 F9		4	1	1	0	0	2	5											
<b>Bill Selby, L</b> OBP: 0.293, SLG: 0.436 (9, 3)	4-2 1B CS BB		1-2 FC5-4 1B		1-0 3B		3-3 K		3-2 G4-3		4	1	2	0	1	1		2									
<b>Pokey Reese, R</b> OBP: 0.302, SLG: 0.355 (1, 6)	1-2 CS 1B		0-1 FC5-4		1-3 K		1-3 K			4	0	1	2	0	2	4											
<b>Juan Castro, R</b> OBP: 0.225, SLG: 0.238 (9, 5)	1-2 CS	0-0 2B G1-3 FC 1B	0-0 SF8		0-3 K		1-2 F8			3	1	1	1	0	1	2											
<b>Inning Stats</b>	R: 5 E: 1 K: 1 S: 26	H: 4 LOB: 0 BB: 2 P: 40	R: 3 E: 0 K: 0 S: 10	H: 3 LOB: 0 BB: 0 P: 18	R: 1 E: 0 K: 0 S: 9	H: 1 LOB: 1 BB: 0 P: 13	R: 0 E: 0 K: 2 S: 15	H: 2 LOB: 2 BB: 0 P: 20	R: 0 E: 0 K: 2 S: 10	H: 1 LOB: 1 BB: 0 P: 13	R: 0 E: 1 K: 0 S: 8	H: 0 LOB: 0 BB: 0 P: 11	R: 0 E: 0 K: 0 S: 15	H: 1 LOB: 1 BB: 0 P: 20	R: 0 E: 0 K: 0 S: 8	H: 0 LOB: 0 BB: 0 P: 12		R: 0 E: 0 K: 0 S: 9	H: 1 LOB: 1 BB: 0 P: 15	1B: 9 2B: 3 3B: 1 HR: 0	SF: 2 SAC: 0 DP: 0 HBP: 1	WP: 3 PB: 0 SB: 0 CS: 2	PA: 44				
<b>PITCHER</b>	IP	WLS	BF	H	R	ER	SO	BB	IBB	HBP	BLK	WP	HR	S	P	ERA	WHIP										
<b>Jaret Wright, R</b> ERA: 4.91 (1, 1)	1.1	L	11	6	7	6	1	2	0	0	0	1	0	31	50	40.50	6.000										
<b>Steve Woodard, R</b> ERA: 3.97 (2, 1)	6.2		28	6	2	1	6	0	0	1	0	1	0	70	97	1.35	0.900										
<b>Ricardo Rincon, L</b> ERA: 3.31 (9, 1)	1.0		4	1	0	0	0	0	0	0	0	1	0	9	15	0.00	1.000										

AB	38
R	9
H	13
RBI	6
BB	2
SO	7
LOB	20



Batter	1	2	3	4	5	6	7	8	9	AB	R	H	RBI	BB	SO	LOB	BOTTOM										
<b>Kenny Lofton, L</b> OBP: 0.317, SLG: 0.269 (1, 8)	1-1 P4		1-1 G4-3		0-1 F8		2-1 G3		2-1 G4-3	5	0	0	0	0	0	4	<b>Cincinnati Reds @ Cleveland Indians</b> Jacobs Field, Cleveland, OH Sun Jun 10 2001, 1:05 PM EDT Att: 49,479 - Sunny - 71 F										
<b>Omar Vizquel, S</b> OBP: 0.348, SLG: 0.336 (1, 6)	2-1 F7			0-2 P5		1-0 F8		0-0 1B 2B		4	0	1	0	0	0	0											
<b>Roberto Alomar, S</b> OBP: 0.406, SLG: 0.534 (1, 4) <b>Jolbert Cabrera, R</b> OBP: 0.364, SLG: 0.389 (6, PH) (7, 4)	2-2 F7			1-1 FC1-6 2B		0-2 L5		0-0 L5		2	0	1	0	0	0	0											
<b>Juan Gonzalez, R</b> OBP: 0.393, SLG: 0.631 (6, PH) <b>Eddie Taubensee, L</b> OBP: 0.300, SLG: 0.409 (6, PH)		2-2 G6-3		4-2 FC1-6 BB		0-0 HR		0-1 HR 1B		1	0	0	0	1	0	0											
<b>Jim Thome, L</b> OBP: 0.399, SLG: 0.609 (1, 3)		0-0 G3-1		0-1 FC1-6		2-2 G6-3		1-2 HR		4	1	1	2	0	0	2											
<b>Marty Cordova, R</b> OBP: 0.374, SLG: 0.567 (1, 9)		2-2 P4		0-0 F7			0-0 G5-3	4-2 BB		3	0	0	0	1	0	2											
<b>Travis Fryman, R</b> OBP: 0.545, SLG: 0.458 (1, 5) <b>Wil Cordero, R</b> OBP: 0.399, SLG: 0.455 (6, 7)			1-2 2B		1-2 G6-3		0-1 F7	2-0 F7		2	0	1	0	0	0	0											
<b>Russell Branyan, L</b> OBP: 0.327, SLG: 0.540 (6, 5)		0-1 P4		0-1 1B			3-2 1B		0-0 G4-3	4	0	2	0	0	0	1											
<b>Einar Diaz, R</b> OBP: 0.364, SLG: 0.450 (1, 2)			3-3 K		0-1 F7		0-0 1B		0-1 G6-3	4	0	1	0	0	1	2											
<b>Inning Stats</b>	R: 0 E: 0 K: 0 S: 7	H: 0 LOB: 0 BB: 0 P: 12	R: 0 E: 0 K: 0 S: 8	H: 0 LOB: 0 BB: 0 P: 12	R: 0 E: 0 K: 1 S: 11	H: 1 LOB: 1 BB: 0 P: 16	R: 0 E: 0 K: 0 S: 10	H: 1 LOB: 2 BB: 1 P: 15	R: 1 E: 0 K: 0 S: 8	H: 1 LOB: 0 BB: 0 P: 11	R: 0 E: 0 K: 0 S: 10	H: 2 LOB: 2 BB: 0 P: 15	R: 0 E: 0 K: 0 S: 10	H: 3 LOB: 1 BB: 1 P: 17	R: 0 E: 0 K: 0 S: 5	H: 0 LOB: 0 BB: 0 P: 7		1B: 4 2B: 3 3B: 0 HR: 2	SF: 0 SAC: 0 DP: 0 HBP: 0	WP: 0 PB: 0 SB: 0 CS: 0	PA: 37						
<b>PITCHER</b>	IP	WLS	BF	H	R	ER	SO	BB	IBB	HBP	BLK	WP	HR	S	P	ERA	WHIP										
<b>Chris Reitsma, R</b> ERA: 4.03 (1, 1)	7.2	W	32	9	3	3	1	1	0	0	0	0	2	70	100	3.52	1.304										
<b>Mark Wohlers, R</b> ERA: 4.5 (8, 1)	1.1		5	0	0	0	0	1	0	0	0	0	0	8	16	0.00	0.750										

AB	35
R	3
H	9
RBI	3
BB	2
SO	1
LOB	13



Batter	1	2	3	4	5	6	7	8	9	AB	R	H	RBI	BB	SO	LOB	TOP								
<b>Brady Clark, R</b> OBP: 0.353, SLG: 0.313 (1, 7)	F9		G6-3		CS	BB 1B	F3			4	0	1	0	0	0	2	<b>Cincinnati Reds @ Chicago White Sox</b> Comiskey Park, Chicago, IL Tue Jun 12 2001, 8:05 PM EDT Att: 21,687 - Sunny - 86 F								
<b>Alex Ochoa, R</b> OBP: 0.355, SLG: 0.448 (1, 9)	K			G5-3		P4	G4-3		4	0	1	0	0	1	1										
<b>Dmitri Young, S</b> OBP: 0.347, SLG: 0.443 (1, 3)	F9			S 2B		BB 1B	F5		4	0	2	0	0	0	1										
<b>Sean Casey, L</b> OBP: 0.399, SLG: 0.521 (1, 10)				F8		G5-4-3	G4-3		3	0	1	0	1	0	2										
<b>Ruben Rivera, R</b> OBP: 0.318, SLG: 0.386 (1, 8)	K			BB		G5-4-3	K		3	0	0	0	1	2	5										
<b>Jason LaRue, R</b> OBP: 0.331, SLG: 0.430 (1, 2)	F5			P3					4	0	2	0	0	0	3										
<b>Donnie Sadler, R</b> OBP: 0.280, SLG: 0.274 (1, 4)				G5-3					3	0	0	0	0	2	2										
<b>Deion Sanders, L</b> OBP: 0.231, SLG: 0.247 (9, PH)	K						FC6-4		1	0	0	0	0	0	1										
<b>Pokey Reese, R</b> OBP: 0.301, SLG: 0.352 (1, 6)			G6-3		CS 1B		K		4	0	1	0	0	1	2										
<b>Juan Castro, R</b> OBP: 0.228, SLG: 0.241 (1, 5)			K		F9				3	0	1	0	0	1	1										
<b>Bill Selby, L</b> OBP: 0.288, SLG: 0.429 (9, PH)								G4-3	1	0	0	0	0	0	1										
<b>Inning Stats</b>	R: 0 E: 0 K: 1 S: 6	H: 0 LOB: 0 BB: 0 P: 6	R: 0 E: 0 K: 2 S: 12	H: 1 LOB: 1 BB: 0 P: 16	R: 0 E: 0 K: 1 S: 8	H: 0 LOB: 0 BB: 0 P: 11	R: 0 E: 0 K: 0 S: 9	H: 1 LOB: 2 BB: 1 P: 17	R: 0 E: 0 K: 0 S: 6	H: 1 LOB: 0 BB: 0 P: 7	R: 0 E: 0 K: 0 S: 12	H: 2 LOB: 2 BB: 0 P: 21	R: 0 E: 0 K: 2 S: 12	H: 2 LOB: 2 BB: 0 P: 18	R: 0 E: 0 K: 1 S: 9	H: 1 LOB: 1 BB: 0 P: 14	R: 0 E: 0 K: 0 S: 10	H: 1 LOB: 1 BB: 0 P: 15	1B: 7 2B: 2 3B: 0 HR: 0	SF: 0 SAC: 0 DP: 1 HBP: 0	WP: 0 PB: 0 SB: 1 CS: 1	PA: 37			
<b>PITCHER</b>	IP	WLS	BF	H	R	ER	SO	BB	IBB	HBP	BLK	WP	HR	S	P	ERA	WHIP								
<b>David Wells, L</b> ERA: 4.29 (1, 1)	7.0	W	28	7	0	0	6	2	0	0	0	0	0	65	96	0.00	1.286								
<b>Sean Lowe, R</b> ERA: 2.22 (8, 1)	2.0		8	2	0	0	1	0	0	0	0	0	0	19	29	0.00	1.000								

AB	34
R	0
H	9
RBI	0
BB	2
SO	7
LOB	21



Batter	1	2	3	4	5	6	7	8	9	AB	R	H	RBI	BB	SO	LOB	BOTTOM								
<b>Ray Durham, S</b> OBP: 0.344, SLG: 0.453 (1, 4)	F8		K		F8		F7			4	0	0	0	0	1	1	<b>Cincinnati Reds @ Chicago White Sox</b> Comiskey Park, Chicago, IL Tue Jun 12 2001, 8:05 PM EDT Att: 21,687 - Sunny - 86 F								
<b>Chris Singleton, L</b> OBP: 0.293, SLG: 0.401 (1, 8)	K			L9		1B S HR		K	4	1	1	0	0	2	0										
<b>Carlos Lee, R</b> OBP: 0.347, SLG: 0.519 (1, 10)	G6-3			L3		HR		F3	4	1	1	0	0	0	0										
<b>Magglio Ordonez, R</b> OBP: 0.357, SLG: 0.520 (1, 9)			G6-3		14 HR	HR		P3	4	2	2	3	0	0	0										
<b>14 Paul Konerko, R</b> OBP: 0.325, SLG: 0.472 (1, 3)			P4		HR	G6-3			3	1	1	2	0	0	0										
<b>Jeff Liefer, L</b> OBP: 0.272, SLG: 0.398 (1, 7)			G1-3			K			3	0	1	0	0	1	0										
<b>Sandy Alomar Jr., R</b> OBP: 0.299, SLG: 0.347 (1, 2)					G4-3	G5-3		G6-3	3	0	0	0	0	0	1										
<b>24 Joe Crede, R</b> (1, 5)			F8			P4		G5-3	3	0	0	0	0	0	0										
<b>Royce Clayton, R</b> OBP: 0.187, SLG: 0.186 (1, 6)						B1-3		F9	3	0	1	0	0	0	0										
<b>Inning Stats</b>	R: 0 E: 0 K: 1 S: 5	H: 0 LOB: 0 BB: 0 P: 8	R: 0 E: 0 K: 0 S: 7	H: 0 LOB: 0 BB: 0 P: 11	R: 0 E: 0 K: 1 S: 12	H: 1 LOB: 1 BB: 0 P: 20	R: 2 E: 0 K: 0 S: 13	H: 3 LOB: 1 BB: 0 P: 18	R: 0 E: 0 K: 0 S: 5	H: 0 LOB: 0 BB: 0 P: 7	R: 3 E: 0 K: 1 S: 13	H: 3 LOB: 0 BB: 0 P: 19	R: 0 E: 0 K: 0 S: 5	H: 0 LOB: 0 BB: 0 P: 8	R: 0 E: 0 K: 1 S: 7	H: 0 LOB: 0 BB: 0 P: 8	1B: 4 2B: 1 3B: 0 HR: 2	SF: 0 SAC: 0 DP: 0 HBP: 0	WP: 0 PB: 0 SB: 1 CS: 0	PA: 31					
<b>PITCHER</b>	IP	WLS	BF	H	R	ER	SO	BB	IBB	HBP	BLK	WP	HR	S	P	ERA	WHIP								
<b>Elmer Dessens, R</b> ERA: 4.32 (1, 1)	6.0	L	25	7	5	5	3	0	0	0	0	0	0	55	83	7.50	1.167								
<b>Scott Sullivan, R</b> ERA: 3.66 (7, 1)	2.0		6	0	0	0	1	0	0	0	0	0	0	12	16	0.00	0.000								



Batter	1	2	3	4	5	6	7	8	9	AB	R	H	RBI	BB	SO	LOB	TOP									
Brady Clark, R OBP: 0.333, SLG: 0.450 (1, 7)	1-2 HR		2-2 F9			2-3 K		1-1 G1-3		4	1	1	1	0	1	0	<b>Cincinnati Reds @ Chicago White Sox</b> Comiskey Park, Chicago, IL Wed Jun 13 2001, 8:05 PM EDT Att: 17,327 - Sunny - 89 F									
Michael Tucker, L OBP: 0.318, SLG: 0.400 Jason LaRue, R OBP: 0.329, SLG: 0.426 (1, 9)	2-3 K		0-1 F7			3-3 K		0-2 P4		3	0	0	0	0	2	0										
Alex Ochoa, R OBP: 0.361, SLG: 0.457 (1, 10)	0-2 FC4-6 1B		0-0 F2			0-0 1B		1-0 2B		4	0	3	0	0	0	0										
Sean Casey, L OBP: 0.392, SLG: 0.512 (1, 3)	3-2 FC4-6 1-2			0-3 K		1-0 G1-3		1-1 G4-3		4	0	0	0	0	1	3										
Dmitri Young, S OBP: 0.341, SLG: 0.435 (1, 5)	0-0 L9			0-0 P4			0-0 G3		2-3 K	4	0	0	0	0	1	1										
Ruben Rivera, R OBP: 0.316, SLG: 0.389 (1, 8)		0-0 F8		2-0 G1-3			0-0 E7 2B		0-0 2B	4	1	1	0	0	0	0										
Kelly Stinnett, R OBP: 0.350, SLG: 0.413 Bill Selby, L OBP: 0.283, SLG: 0.421 (1, 2)		1-1 HBP		1-0 F9			0-1 2B		0-2 G1-3	2	0	1	1	0	0	0										
Pokey Reese, R OBP: 0.295, SLG: 0.344 (1, 6)		2-2 P3		2-2 F9			2-2 G6-3		1-2 P6	4	0	0	0	0	0	3										
Juan Castro, R OBP: 0.222, SLG: 0.234 (1, 4)		0-0 G1-3		2-1 P3			0-0 F5			3	0	0	0	0	0	2										
<b>Inning Stats</b>	R: 1 E: 0 K: 1 S: 14	H: 2 LOB: 1 BB: 0 P: 20	R: 0 E: 0 K: 0 S: 6	H: 0 LOB: 1 BB: 0 P: 9	R: 0 E: 0 K: 0 S: 6	H: 0 LOB: 0 BB: 0 P: 8	R: 0 E: 0 K: 1 S: 6	H: 0 LOB: 0 BB: 0 P: 8	R: 0 E: 0 K: 0 S: 7	H: 0 LOB: 0 BB: 0 P: 12	R: 0 E: 0 K: 2 S: 11	H: 1 LOB: 1 BB: 0 P: 17	R: 1 E: 1 K: 0 S: 10	H: 1 LOB: 1 BB: 0 P: 12	R: 0 E: 0 K: 0 S: 10	H: 1 LOB: 1 BB: 0 P: 13	R: 0 E: 0 K: 1 S: 12	H: 1 LOB: 1 BB: 0 P: 15	1B: 2 2B: 3 3B: 0 HR: 1	SF: 0 SAC: 0 DP: 0 HBP: 1	WP: 0 PB: 0 SB: 0 CS: 0	PA: 35				
<b>PITCHER</b>	IP	WLS	BF	H	R	ER	SO	BB	IBB	HBP	BLK	WP	HR	S	P	ERA	WHIP									
56 Mark Buehrle, L ERA: 3.14 Keith Foulke, R ERA: 2.09 (1, 1)	8.0	W	31	5	2	1	4	0	0	1	0	0	0	1	70	99	1.12	0.625								
(9, 1)	1.0	S	4	1	0	0	1	0	0	0	0	0	0	12	15	0.00	1.000									

AB	34
R	2
H	6
RBI	2
BB	0
SO	5
LOB	10



Batter	1	2	3	4	5	6	7	8	9	AB	R	H	RBI	BB	SO	LOB	BOTTOM								
Ray Durham, S OBP: 0.346, SLG: 0.465 (1, 4)	1-2 HR				3-2 G6-3		4-2 CS BB			3	1	1	1	1	1	0	<b>Cincinnati Reds @ Chicago White Sox</b> Comiskey Park, Chicago, IL Wed Jun 13 2001, 8:05 PM EDT Att: 17,327 - Sunny - 89 F								
Chris Singleton, L OBP: 0.299, SLG: 0.404 (1, 8)	2-3 K		0-1 G3-1		1-2 CS 1B		2-2 CS	2-1 E S 1B		4	0	2	0	0	1	0									
Carlos Lee, R OBP: 0.350, SLG: 0.531 McKay Christensen, L (1, 7)	1-1 HR		2-3 K		0-3 K 1-2			2-2 G4-3 HBP		3	1	1	1	0	2	1									
Magglio Ordonez, R OBP: 0.359, SLG: 0.533 (1, 9)	0-0 14 HBP 1B		1-1 HR		1-0 G5-3			0-0 G4-3		4	2	2	1	0	0	2									
14 Paul Konerko, R OBP: 0.328, SLG: 0.468 (1, 10)	2-1 1B 1-2 HBP		1-3 K		1-1 F8			4-0 G6-4-3 IBB		2	0	0	0	1	1	0									
Jeff Liefer, L OBP: 0.281, SLG: 0.413 (1, 3)	0-0 G1-6-3 1-2 2H 1B			0-1 L8		1-0 2B		0-1 G6-4-3 1-2		4	0	2	1	0	0	3									
Sandy Alomar Jr., R OBP: 0.293, SLG: 0.340 (1, 2)	0-2 G1-6-3			0-2 G6-3		0-1 G1-3				3	0	0	0	0	0	3									
24 Joe Crede, R OBP: 0.143, SLG: 0.143 (1, 5)		0-1 G2-3		2-2 1B			1-1 F7			3	0	1	0	0	0	0									
Royce Clayton, R OBP: 0.183, SLG: 0.182 (1, 6)		1-0 G6-3		2-2 F8			0-1 G1-3			3	0	0	0	0	0	1									
<b>Inning Stats</b>	R: 3 E: 0 K: 1 S: 15	H: 4 LOB: 1 BB: 0 P: 21	R: 0 E: 0 K: 1 S: 6	H: 0 LOB: 0 BB: 0 P: 8	R: 1 E: 0 K: 2 S: 11	H: 1 LOB: 0 BB: 0 P: 15	R: 0 E: 0 K: 0 S: 12	H: 1 LOB: 1 BB: 0 P: 16	R: 0 E: 0 K: 0 S: 11	H: 1 LOB: 1 BB: 0 P: 15	R: 0 E: 0 K: 0 S: 6	H: 0 LOB: 0 BB: 1 P: 9	R: 0 E: 0 K: 0 S: 10	H: 0 LOB: 0 BB: 1 P: 17	R: 0 E: 0 K: 0 S: 9	H: 1 LOB: 3 BB: 1 P: 17	R: 0 E: 0 K: 0 S: 12	H: 1 LOB: 3 BB: 1 P: 17	1B: 5 2B: 2 3B: 0 HR: 3	SF: 0 SAC: 0 DP: 3 HBP: 2	WP: 0 PB: 0 SB: 1 CS: 2	PA: 34			
<b>PITCHER</b>	IP	WLS	BF	H	R	ER	SO	BB	IBB	HBP	BLK	WP	HR	S	P	ERA	WHIP								
Rob Bell, R ERA: 5.48 Chris Nething, R ERA: 1.23 Hector Mercado, L ERA: 2.57 Danny Graves, R ERA: 2.9 (1, 1)	5.2	L	24	8	4	4	4	0	0	1	0	0	0	6	7	0.00	0.000								
(6, 1)	1.0		3	0	0	0	0	0	0	0	0	0	0	6	7	0.00	0.000								
(7, 1)	0.1		2	1	0	0	0	1	0	0	0	0	0	8	16	0.00	6.000								
(8, 1)	1.0		4	0	0	0	0	0	1	1	0	0	0	7	13	0.00	0.000								






Batter	1	2	3	4	5	6	7	8	9	AB	R	H	RBI	BB	SO	LOB	TOP								
Alex Ochoa, R OBP: 0.358, SLG: 0.452 (1, 9)	G1-3		F7		G4-3		F9		G6-3	5	0	1	1	0	0	3	<b>Cincinnati Reds @ Chicago White Sox</b> Comiskey Park, Chicago, IL Thu Jun 14 2001, 7:05 PM EDT Att: 18,201 - Sunny - 89 F								
Michael Tucker, L OBP: 0.318, SLG: 0.395 Brady Clark, R OBP: 0.318, SLG: 0.450 (7, PH) (7, 7)	G3-6-3 BB		F7		G4-3		SF8			2	0	0	0	1	0	3									
Sean Casey, L OBP: 0.394, SLG: 0.511 (1, 3)	G3-6-3				F7					4	1	2	0	0	0	1									
Dmitri Young, S OBP: 0.343, SLG: 0.436 (1, 5)		P6								4	1	2	0	0	0	1									
Ruben Rivera, R OBP: 0.314, SLG: 0.385 (1, 8)	G4-3				K					4	1	1	1	0	2	1									
Bill Selby, L OBP: 0.266, SLG: 0.393 (1, 4)	F8				K					4	0	0	1	0	1	2									
Jason LaRue, R OBP: 0.333, SLG: 0.429 (1, 2)										4	1	2	1	0	1	0									
Deion Sanders, L OBP: 0.235, SLG: 0.240 (1, 10)										2	0	0	0	1	1	0									
Pokey Reese, R OBP: 0.294, SLG: 0.342 (1, 6)										4	1	1	0	0	1	3									
<b>Inning Stats</b>	R: 0 E: 0 K: 0 S: 6	H: 0 LOB: 0 BB: 1 P: 10	R: 0 E: 0 K: 0 S: 11	H: 0 LOB: 0 BB: 0 P: 15	R: 1 E: 0 K: 0 S: 8	H: 2 LOB: 1 BB: 0 P: 8	R: 0 E: 0 K: 2 S: 10	H: 1 LOB: 1 BB: 0 P: 13	R: 0 E: 0 K: 1 S: 11	H: 1 LOB: 2 BB: 1 P: 20	R: 3 E: 0 K: 0 S: 10	H: 3 LOB: 0 BB: 0 P: 15	R: 1 E: 0 K: 0 S: 11	H: 2 LOB: 0 BB: 0 P: 22	R: 0 E: 0 K: 2 S: 7	H: 0 LOB: 0 BB: 0 P: 11		R: 0 E: 0 K: 1 S: 7	H: 0 LOB: 0 BB: 0 P: 9	1B: 9 2B: 0 3B: 0 HR: 0	SF: 1 SAC: 1 DP: 1 HBP: 0	WP: 1 PB: 0 SB: 2 CS: 0	PA: 37		
<b>PITCHER</b>	IP	WLS	BF	H	R	ER	SO	BB	IBB	HBP	BLK	WP	HR	S	P	ERA	WHIP								
James Baldwin, R ERA: 4.43 (1, 1)	6.0		26	7	4	4	3	2	0	0	0	1	0	56	81	6.00	1.500								
Sean Lowe, R ERA: 2.51 (7, 1)	0.1	H	2	1	1	1	0	0	0	0	0	0	0	4	8	27.00	3.000								
Kelly Wunsch, L ERA: 6.75 (7, 1)	0.2	W	3	1	0	0	0	0	0	0	0	0	0	7	14	0.00	1.500								
Bob Howry, R ERA: 3.41 (8, 1)	1.0	H	3	0	0	0	2	0	0	0	0	0	0	7	11	0.00	0.000								
Keith Foulke, R ERA: 2.02 (9, 1)	1.0	S	3	0	0	0	1	0	0	0	0	0	0	7	9	0.00	0.000								

AB	33
R	5
H	9
RBI	5
BB	2
SO	6
LOB	14



Batter	1	2	3	4	5	6	7	8	9	AB	R	H	RBI	BB	SO	LOB	BOTTOM								
Ray Durham, S OBP: 0.347, SLG: 0.465 (1, 4)	BB 14 HR 2B	L6			F8					4	2	1	0	1	0	2	<b>Cincinnati Reds @ Chicago White Sox</b> Comiskey Park, Chicago, IL Thu Jun 14 2001, 7:05 PM EDT Att: 18,201 - Sunny - 89 F								
Chris Singleton, L OBP: 0.299, SLG: 0.403 (1, 8) (8, 7)	B2-3									3	1	1	0	0	0	1									
Carlos Lee, R OBP: 0.332, SLG: 0.533 McKay Christensen, L (7, PR) (8, 8)	BB 14 HR BB				F9					3	1	1	1	1	0	1									
Magglio Ordonez, R OBP: 0.365, SLG: 0.546 (1, 9)	BB 14 HR BB									0	0	0	0	0	0	0									
14 Paul Konerko, R OBP: 0.331, SLG: 0.489 (1, 3)	BB 14 HR BB									2	2	1	1	2	1	0									
Harold Baines, L OBP: 0.204, SLG: 0.145 Jeff Liefer, L OBP: 0.278, SLG: 0.409 (7, PH) (1, 10)	1-H 2-H 3-H HR									3	1	2	5	0	1	0									
24 Joe Crede, R OBP: 0.182, SLG: 0.182 (1, 5)	G4-6-3									3	1	2	5	0	1	0									
Royce Clayton, R OBP: 0.185, SLG: 0.184 (1, 6)										3	1	2	5	0	1	0									
Josh Paul, R OBP: 0.240, SLG: 0.268 (1, 2)										3	1	2	5	0	1	0									
<b>Inning Stats</b>	R: 4 E: 0 K: 0 S: 17	H: 2 LOB: 0 BB: 3 P: 35	R: 0 E: 0 K: 0 S: 8	H: 0 LOB: 0 BB: 0 P: 12	R: 1 E: 0 K: 0 S: 10	H: 3 LOB: 1 BB: 0 P: 16	R: 0 E: 0 K: 1 S: 13	H: 1 LOB: 1 BB: 0 P: 16	R: 0 E: 0 K: 2 S: 9	H: 1 LOB: 1 BB: 0 P: 17	R: 2 E: 1 K: 0 S: 12	H: 1 LOB: 2 BB: 2 P: 23	R: 0 E: 0 K: 1 S: 12	H: 1 LOB: 1 BB: 0 P: 18	1B: 4 2B: 3 3B: 0 HR: 2	SF: 1 SAC: 0 DP: 1 HBP: 0		WP: 0 PB: 1 SB: 1 CS: 1	PA: 37						
<b>PITCHER</b>	IP	WLS	BF	H	R	ER	SO	BB	IBB	HBP	BLK	WP	HR	S	P	ERA	WHIP								
Oswaldo Fernandez, R ERA: 6.91 (1, 1)	3.0		15	5	5	5	0	3	0	0	0	0	0	31	49	2.70	0.900								
Jim Brower, R ERA: 4.41 (4, 1)	3.1	L	13	2	1	1	4	1	0	0	0	0	0	3	5	*	*								
Hector Mercado, L ERA: 2.57 (7, 1)	0.0		1	0	0	0	0	0	0	0	0	0	0	3	5	*	*								
Scott Sullivan, R ERA: 3.7 (7, 1)	1.2		8	2	1	0	1	0	1	0	0	0	0	18	29	0.00	1.200								





Batter	1	2	3	4	5	6	7	8	9	10	11	12	AB	R	H	RBI	BB	SO	LOB	TOP					
Juan Pierre, L OBP: 0.372, SLG: 0.364 (1, 8)	P6		G1-3		G3-1 1B		G4-3		1B G3 HBP		K	E2 2B	6	2	2	0	0	1	1						
Neif Perez, S OBP: 0.368, SLG: 0.539 (1, 6)					G3-1				1B G3 1B		G5-3	F2	7	2	4	0	0	0	2						
Larry Walker, L OBP: 0.449, SLG: 0.677 (1, 9)	F7		G1-3						G3				5	1	2	4	1	0	4						
Jeff Cirillo, R OBP: 0.360, SLG: 0.513 (1, 5)	PO				G3-1				HR				4	0	2	0	2	1	0						
17 Todd Helton, L OBP: 0.457, SLG: 0.717 (1, 3)													5	0	1	1	1	1	3						
Ron Gant, R OBP: 0.338, SLG: 0.500 Brooks Kieschnick, L OBP: 0.462, SLG: 0.358 (8, 7)									G3 WP				3	1	1	0	1	2	1						
Terry Shumpert, R OBP: 0.327, SLG: 0.356 Todd Walker, L OBP: 0.355, SLG: 0.478 (8, 4)									G3				3	0	1	0	0	1	2						
Ben Patrick, R ERA: 3.61 Greg Norton, L ERA: 4.08 Gabe White, L ERA: 10.1 Jose Jimenez, R ERA: 12.1 Jacob Cruz, L ERA: 3.0 Craig Dingman, R ERA: 12.1													3	1	1	1	0	0	1						
Mike Hampton, R OBP: 0.300, SLG: 0.675 Juan Acevedo, R (7, 1)													3	0	1	0	0	0	1						
Mike Myers, L (7, 1)													0	0	0	0	0	0	0						
Brent Mayne, L OBP: 0.381, SLG: 0.366 (8, 2)													2	1	0	0	1	0	0						
<b>Inning Stats</b>	R: 0 E: 0 K: 10 S: 10	H: 1 LOB: 0 BB: 0 P: 18	R: 0 E: 0 K: 3 S: 10	H: 0 LOB: 1 BB: 1 P: 19	R: 0 E: 0 K: 0 S: 14	H: 2 LOB: 2 BB: 0 P: 20	R: 0 E: 0 K: 0 S: 14	H: 0 LOB: 1 BB: 1 P: 19	R: 2 E: 0 K: 0 S: 14	H: 2 LOB: 0 BB: 0 P: 24	R: 1 E: 0 K: 0 S: 14	H: 1 LOB: 0 BB: 0 P: 20	R: 0 E: 0 K: 2 S: 9	H: 0 LOB: 0 BB: 0 P: 13	R: 0 E: 0 K: 2 S: 15	H: 1 LOB: 3 BB: 2 P: 27	R: 1 E: 1 K: 1 S: 9	H: 1 LOB: 1 BB: 1 P: 17	1B: 10 2B: 2 3B: 1 HR: 2	SF: 0 SAC: 0 DP: 1 HBP: 1	WP: 1 PB: 0 SB: 2 CS: 0	PA: 57			
<b>PITCHER</b>	IP WLS BF H R ER SO BB IBB HBP BLK WP HR S P ERA WHIP	59 Lance Davis, L ERA: 3.61 Scott Sullivan, R ERA: 3.61 Hector Mercado, L ERA: 3.27 Mark Wohlers, R ERA: 4.55 39 Justin Atchley, L ERA: 13.5	59 Lance Davis, L ERA: 3.27 Chris Nichting, R ERA: 0.98 Jim Brower, R ERA: 4.32	IP WLS BF H R ER SO BB IBB HBP BLK WP HR S P ERA WHIP	Danny Graves, R ERA: 3.27 Chris Nichting, R ERA: 0.98 Jim Brower, R ERA: 4.32	IP WLS BF H R ER SO BB IBB HBP BLK WP HR S P ERA WHIP	59 Lance Davis, L ERA: 3.61 Scott Sullivan, R ERA: 3.61 Hector Mercado, L ERA: 3.27 Mark Wohlers, R ERA: 4.55 39 Justin Atchley, L ERA: 13.5	IP WLS BF H R ER SO BB IBB HBP BLK WP HR S P ERA WHIP	Danny Graves, R ERA: 3.27 Chris Nichting, R ERA: 0.98 Jim Brower, R ERA: 4.32	IP WLS BF H R ER SO BB IBB HBP BLK WP HR S P ERA WHIP	59 Lance Davis, L ERA: 3.61 Scott Sullivan, R ERA: 3.61 Hector Mercado, L ERA: 3.27 Mark Wohlers, R ERA: 4.55 39 Justin Atchley, L ERA: 13.5	IP WLS BF H R ER SO BB IBB HBP BLK WP HR S P ERA WHIP	Danny Graves, R ERA: 3.27 Chris Nichting, R ERA: 0.98 Jim Brower, R ERA: 4.32	IP WLS BF H R ER SO BB IBB HBP BLK WP HR S P ERA WHIP	59 Lance Davis, L ERA: 3.61 Scott Sullivan, R ERA: 3.61 Hector Mercado, L ERA: 3.27 Mark Wohlers, R ERA: 4.55 39 Justin Atchley, L ERA: 13.5	IP WLS BF H R ER SO BB IBB HBP BLK WP HR S P ERA WHIP	Danny Graves, R ERA: 3.27 Chris Nichting, R ERA: 0.98 Jim Brower, R ERA: 4.32	IP WLS BF H R ER SO BB IBB HBP BLK WP HR S P ERA WHIP	59 Lance Davis, L ERA: 3.61 Scott Sullivan, R ERA: 3.61 Hector Mercado, L ERA: 3.27 Mark Wohlers, R ERA: 4.55 39 Justin Atchley, L ERA: 13.5	IP WLS BF H R ER SO BB IBB HBP BLK WP HR S P ERA WHIP	Danny Graves, R ERA: 3.27 Chris Nichting, R ERA: 0.98 Jim Brower, R ERA: 4.32	IP WLS BF H R ER SO BB IBB HBP BLK WP HR S P ERA WHIP	59 Lance Davis, L ERA: 3.61 Scott Sullivan, R ERA: 3.61 Hector Mercado, L ERA: 3.27 Mark Wohlers, R ERA: 4.55 39 Justin Atchley, L ERA: 13.5	IP WLS BF H R ER SO BB IBB HBP BLK WP HR S P ERA WHIP	Danny Graves, R ERA: 3.27 Chris Nichting, R ERA: 0.98 Jim Brower, R ERA: 4.32

Colorado Rockies @ Cincinnati Reds  
Cinergy Field, Cincinnati, OH  
Sat Jun 16 2001, 7:05 PM EDT  
Att. 29,937 - Sunny - 81 F

AB 49  
R 8  
H 15  
RBI 7  
BB 6  
SO 10  
LOB 21



Batter	1	2	3	4	5	6	7	8	9	10	11	12	AB	R	H	RBI	BB	SO	LOB	BOTTOM				
Alex Ochoa, R OBP: 0.355, SLG: 0.443 Sean Casey, L OBP: 0.397, SLG: 0.513 Michael Tucker, L OBP: 0.318, SLG: 0.394 (8, 9)	G1-3		G6-3		G6-3				K				3	0	0	0	0	0	0					
Barry Larkin, R OBP: 0.374, SLG: 0.368 (1, 6)			F8		G5-3				K				6	1	0	0	0	2	3					
Ken Griffey Jr., L OBP: 0.280, SLG: 0.190 (1, 8)													6	0	2	2	0	0	0					
Dmitri Young, S OBP: 0.337, SLG: 0.430 (1, 3)													6	1	1	0	0	1	3					
Aaron Boone, R OBP: 0.333, SLG: 0.451 (1, 5)													6	0	1	0	0	0	1					
Ruben Rivera, R OBP: 0.321, SLG: 0.401 (1, 7)													3	2	1	1	2	0	0					
Kelly Stinnett, R OBP: 0.333, SLG: 0.421 (1, 2)													5	1	2	0	0	1	2					
Pokey Reese, R OBP: 0.297, SLG: 0.356 Juan Castro, R OBP: 0.221, SLG: 0.233 (3, 4)													1	0	0	0	0	1	1					
99 Lance Chen, R ERA: 3.08 Scott Sullivan, R ERA: 3.61 Hector Mercado, L ERA: 3.27 Mark Wohlers, R ERA: 4.55 39 Justin Atchley, L ERA: 13.5 Danny Graves, R ERA: 3.27 Chris Nichting, R ERA: 0.98 Jim Brower, R ERA: 4.32													4	1	1	0	0	1	1					
<b>Inning Stats</b>	R: 0 E: 0 K: 2 S: 9	H: 1 LOB: 1 BB: 0 P: 15	R: 0 E: 0 K: 1 S: 7	H: 1 LOB: 1 BB: 0 P: 13	R: 0 E: 0 K: 0 S: 10	H: 0 LOB: 0 BB: 0 P: 10	R: 2 E: 1 K: 0 S: 11	H: 1 LOB: 1 BB: 1 P: 24	R: 0 E: 0 K: 0 S: 6	H: 0 LOB: 0 BB: 0 P: 12	R: 0 E: 0 K: 3 S: 9	H: 0 LOB: 0 BB: 0 P: 14	R: 0 E: 0 K: 0 S: 8	H: 1 LOB: 1 BB: 0 P: 11	R: 0 E: 0 K: 0 S: 10	H: 0 LOB: 0 BB: 0 P: 17	1B: 6 2B: 4 3B: 0 HR: 1	SF: 0 SAC: 0 DP: 0 HBP: 0	WP: 0 PB: 0 SB: 0 CS: 0	PA: 50				
<b>PITCHER</b>	IP WLS BF H R ER SO BB IBB HBP BLK WP HR S P ERA WHIP	Mike Hampton, L ERA: 3.08 Juan Acevedo, R ERA: 3.46 Mike Myers, L ERA: 2.25 Gabe White, L ERA: 6.52 Jose Jimenez, R ERA: 3.86	IP WLS BF H R ER SO BB IBB HBP BLK WP HR S P ERA WHIP	Craig Dingman, R ERA: 7.56	IP WLS BF H R ER SO BB IBB HBP BLK WP HR S P ERA WHIP	Mike Hampton, L ERA: 3.08 Juan Acevedo, R ERA: 3.46 Mike Myers, L ERA: 2.25 Gabe White, L ERA: 6.52 Jose Jimenez, R ERA: 3.86	IP WLS BF H R ER SO BB IBB HBP BLK WP HR S P ERA WHIP	Craig Dingman, R ERA: 7.56	IP WLS BF H R ER SO BB IBB HBP BLK WP HR S P ERA WHIP	Mike Hampton, L ERA: 3.08 Juan Acevedo, R ERA: 3.46 Mike Myers, L ERA: 2.25 Gabe White, L ERA: 6.52 Jose Jimenez, R ERA: 3.86	IP WLS BF H R ER SO BB IBB HBP BLK WP HR S P ERA WHIP	Mike Hampton, L ERA: 3.08 Juan Acevedo, R ERA: 3.46 Mike Myers, L ERA: 2.25 Gabe White, L ERA: 6.52 Jose Jimenez, R ERA: 3.86	IP WLS BF H R ER SO BB IBB HBP BLK WP HR S P ERA WHIP	Mike Hampton, L ERA: 3.08 Juan Acevedo, R ERA: 3.46 Mike Myers, L ERA: 2.25 Gabe White, L ERA: 6.52 Jose Jimenez, R ERA: 3.86	IP WLS BF H R ER SO BB IBB HBP BLK WP HR S P ERA WHIP	Mike Hampton, L ERA: 3.08 Juan Acevedo, R ERA: 3.46 Mike Myers, L ERA: 2.25 Gabe White, L ERA: 6.52 Jose Jimenez, R ERA: 3.86	IP WLS BF H R ER SO BB IBB HBP BLK WP HR S P ERA WHIP	Mike Hampton, L ERA: 3.08 Juan Acevedo, R ERA: 3.46 Mike Myers, L ERA: 2.25 Gabe White, L ERA: 6.52 Jose Jimenez, R ERA: 3.86	IP WLS BF H R ER SO BB IBB HBP BLK WP HR S P ERA WHIP	Mike Hampton, L ERA: 3.08 Juan Acevedo, R ERA: 3.46 Mike Myers, L ERA: 2.25 Gabe White, L ERA: 6.52 Jose Jimenez, R ERA: 3.86	IP WLS BF H R ER SO BB IBB HBP BLK WP HR S P ERA WHIP	Mike Hampton, L ERA: 3.08 Juan Acevedo, R ERA: 3.46 Mike Myers, L ERA: 2.25 Gabe White, L ERA: 6.52 Jose Jimenez, R ERA: 3.86	IP WLS BF H R ER SO BB IBB HBP BLK WP HR S P ERA WHIP	Mike Hampton, L ERA: 3.08 Juan Acevedo, R ERA: 3.46 Mike Myers, L ERA: 2.25 Gabe White, L ERA: 6.52 Jose Jimenez, R ERA: 3.86

Colorado Rockies @ Cincinnati Reds  
Cinergy Field, Cincinnati, OH  
Sat Jun 16 2001, 7:05 PM EDT  
Att. 29,937 - Sunny - 81 F

AB 48  
R 7  
H 11  
RBI 5  
BB 2  
SO 8  
LOB 11




Batter	1	2	3	4	5	6	7	8	9	AB	R	H	RBI	BB	SO	LOB	TOP										
Juan Pierre, L (1.8) OBP: 0.369, SLG: 0.361	F7	G4-3					G6-3		F7	5	1	1	0	0	0	2	<b>Colorado Rockies @ Cincinnati Reds</b> Cinergy Field, Cincinnati, OH Sun Jun 17 2001, 1:15 PM EDT Att: 25,947 - Sunny - 78 F										
Neft Perez, S (1.6) OBP: 0.364, SLG: 0.533	P6		G6-3		P3		K			5	0	1	0	0	1	2											
Larry Walker, L (1.9) OBP: 0.448, SLG: 0.684	17 BB 1B		G3				K		K	5	1	2	3	0	2	1											
17 Todd Helton, L (1.3) OBP: 0.457, SLG: 0.725	1-2 BB				K			G4-3		3	1	1	1	1	1	0											
Jeff Cirillo, R (1.5) OBP: 0.363, SLG: 0.510	F8		G5-3							3	0	1	0	1	0	2											
Todd Walker, L (1.4) OBP: 0.350, SLG: 0.470		F7								4	0	0	0	0	2	2											
Ron Gant, R (1.7) Mike Myers, L (8.1) Juan Acevedo, R (8.1) Jose Jimenez, R (9.1)		2B BB					F8			2	0	0	0	2	1	0											
Brent Mayne, L (1.2) OBP: 0.378, SLG: 0.370			G4-3				G6-3		G3-1	4	0	1	0	0	0	2											
Brian Bohanon, L (1.1) Kane Davis, R (7.1) Jacob Cruz, L (8.7) OBP: 0.269, SLG: 0.337							G4-3			3	1	1	0	0	1	2											
										0	0	0	0	0	0	0											
										1	0	0	0	0	1	0											
<b>Inning Stats</b>	R: 0 E: 0 K: 0 S: 8	H: 1 LOB: 2 BB: 1 P: 16	R: 0 E: 0 K: 1 S: 14	H: 1 LOB: 2 BB: 1 P: 23	R: 1 E: 0 K: 0 S: 10	H: 1 LOB: 0 BB: 0 P: 16	R: 0 E: 0 K: 2 S: 9	H: 0 LOB: 0 BB: 0 P: 11	R: 3 E: 0 K: 1 S: 15	H: 3 LOB: 1 BB: 1 P: 23	R: 0 E: 0 K: 0 S: 7	H: 0 LOB: 0 BB: 0 P: 14	R: 0 E: 0 K: 2 S: 8	H: 0 LOB: 0 BB: 0 P: 10	R: 0 E: 0 K: 1 S: 13	H: 1 LOB: 2 BB: 1 P: 22	R: 0 E: 0 K: 2 S: 10	H: 1 LOB: 1 BB: 0 P: 14	1B: 5 2B: 1 3B: 0 HR: 2	SF: 0 SAC: 0 DP: 0 HBP: 0	WP: 1 PB: 1 SB: 0 CS: 1	PA: 39					
<b>PITCHER</b>	IP	WLS	BF	H	R	ER	SO	BB	IBB	HBP	BLK	WP	HR	S	P	ERA	WHIP										
Elmer Dessens, R (1.1) ERA: 4.45	6.0	L	27	6	4	4	4	3	0	0	0	0	2	63	103	6.00	1.500										
Hector Mercado, L (7.1) ERA: 3.04	1.2		6	1	0	0	3	0	0	0	0	1	0	16	23	0.00	0.600										
Chris Nichting, R (8.1) ERA: 0.84	1.1		6	1	0	0	2	1	0	0	0	0	0	15	23	0.00	1.500										

Batter	1	2	3	4	5	6	7	8	9	AB	R	H	RBI	BB	SO	LOB	BOTTOM										
Alex Ochoa, R (1.9) OBP: 0.352, SLG: 0.436	G6-3						G6-3		G4-3	4	0	0	0	1	0	2	<b>Colorado Rockies @ Cincinnati Reds</b> Cinergy Field, Cincinnati, OH Sun Jun 17 2001, 1:15 PM EDT Att: 25,947 - Sunny - 78 F										
Pokee Reese, R (1.6) OBP: 0.298, SLG: 0.354	F9								G5-3	4	0	1	0	0	1	1											
Brady Clark, R (9. PH) OBP: 0.362, SLG: 0.435	F9									1	0	0	0	0	0	0											
Ken Griffey Jr., L (1.8) OBP: 0.310, SLG: 0.208	E7									3	1	1	1	1	0	0											
Sean Casey, L (1.3) OBP: 0.390, SLG: 0.504	G4-3									4	0	0	0	0	2	5											
Aaron Boone, R (1.5) OBP: 0.344, SLG: 0.462		G3								3	0	2	0	1	0	0											
Dmitri Young, S (1.7) OBP: 0.332, SLG: 0.422		F9								4	0	0	0	0	0	2											
Jason LaRue, R (1.2) OBP: 0.329, SLG: 0.418										3	0	0	0	0	1	1											
Michael Tucker, L (8. PH) OBP: 0.317, SLG: 0.392										1	0	0	0	0	1	1											
Kelly Stinnett, R (9.2) OBP: 0.333, SLG: 0.421										0	0	0	0	0	0	0											
Juan Castro, R (1.4) OBP: 0.224, SLG: 0.244										3	1	1	0	0	0	1											
Hector Mercado, L (7.1)										0	0	0	0	0	0	0											
Chris Nichting, R (8.1)										0	0	0	0	0	0	0											
Bill Selby, L (9. PH) OBP: 0.265, SLG: 0.431										1	1	1	1	0	0	0											
Elmer Dessens, R (1.1) OBP: 0.185, SLG: 0.083										1	0	0	0	1	0	0											
Barry Larkin, R (7.6) OBP: 0.369, SLG: 0.362										2	0	0	0	0	0	0											
<b>Inning Stats</b>	R: 0 E: 1 K: 0 S: 7	H: 0 LOB: 1 BB: 0 P: 10	R: 0 E: 0 K: 1 S: 7	H: 0 LOB: 0 BB: 0 P: 11	R: 0 E: 0 K: 0 S: 8	H: 0 LOB: 1 BB: 1 P: 17	R: 0 E: 0 K: 0 S: 9	H: 1 LOB: 1 BB: 0 P: 13	R: 1 E: 0 K: 1 S: 11	H: 2 LOB: 3 BB: 2 P: 29	R: 0 E: 0 K: 0 S: 5	H: 0 LOB: 0 BB: 1 P: 10	R: 0 E: 0 K: 1 S: 8	H: 0 LOB: 0 BB: 0 P: 12	R: 0 E: 1 K: 2 S: 17	H: 2 LOB: 1 BB: 0 P: 26	R: 1 E: 0 K: 0 S: 10	H: 1 LOB: 0 BB: 0 P: 18	1B: 3 2B: 2 3B: 0 HR: 1	SF: 0 SAC: 0 DP: 0 HBP: 0	WP: 0 PB: 0 SB: 0 CS: 0	PA: 38					
<b>PITCHER</b>	IP	WLS	BF	H	R	ER	SO	BB	IBB	HBP	BLK	WP	HR	S	P	ERA	WHIP										
Brian Bohanon, L (1.1) ERA: 6.88	6.0		26	3	1	1	2	4	0	0	0	0	0	8	12	0.00	0.000										
Kane Davis, R (7.1) ERA: 3.67	1.0	H	3	0	0	0	1	0	0	0	0	0	0	10	15	0.00	3.000										
Mike Myers, L (8.1) ERA: 2.2	0.1	H	2	1	1	0	1	0	0	0	0	0	0	7	11	0.00	1.500										
Juan Acevedo, R (8.1) ERA: 3.29	0.2	H	3	1	0	0	1	0	0	0	0	0	0	10	18	9.00	1.000										
Jose Jimenez, R (9.1) ERA: 4.63	1.0	S	4	1	1	1	0	0	0	0	0	1	10	18	9.00	1.000											


**Colorado Rockies @ Cincinnati Reds**  
Cinergy Field, Cincinnati, OH  
Sun Jun 17 2001, 1:15 PM EDT  
Att: 25,947 - Sunny - 78 F

**AB 35**  
**R 4**  
**H 8**  
**RBI 4**  
**BB 4**  
**SO 9**  
**LOB 13**



**Colorado Rockies @ Cincinnati Reds**  
Cinergy Field, Cincinnati, OH  
Sun Jun 17 2001, 1:15 PM EDT  
Att: 25,947 - Sunny - 78 F

**AB 34**  
**R 3**  
**H 6**  
**RBI 2**  
**BB 4**  
**SO 5**  
**LOB 13**



Batter	1	2	3	4	5	6	7	8	9	AB	R	H	RBI	BB	SO	LOB	TOP					
Alex Sanchez, L (1, 8) OBP: 0.333, SLG: 0.364										3	1	2	0	1	0	0	<b>Milwaukee Brewers @ Cincinnati Reds</b> Cinergy Field, Cincinnati, OH Mon Jun 18 2001, 7:05 PM EDT Att: 21,543 - Sunny - 85 F					
Mark Loretta, R (1, 5) OBP: 0.346, SLG: 0.316										4	0	2	0	0	0	1						
Geoff Jenkins, L (1, 7) OBP: 0.376, SLG: 0.549										4	0	0	1	0	0	3						
Richie Sexson, R (1, 3) OBP: 0.299, SLG: 0.446										4	1	1	1	0	1	1						
Devon White, S (1, 9) OBP: 0.369, SLG: 0.543										4	1	1	0	0	0	1						
José Hernández, R (1, 6) OBP: 0.307, SLG: 0.443										4	1	2	2	0	0	0						
Ronnie Belliard, R (1, 4) OBP: 0.348, SLG: 0.384										3	1	0	0	1	0	1						
Raul Casanova, S (1, 2) OBP: 0.298, SLG: 0.510										4	1	1	0	0	0	0						
Allen Levrault, R (7, PH) Angel Echevarría, R (7, PH) Mike DeJean, R (7, 1) Ray King, L (7, 1) David Weathers, R (8, 1) Curt Leskanic, R (9, 1)										2	0	0	0	0	0	0						
<b>Inning Stats</b>	R: 1 E: 0 K: 1 S: 10	H: 1 LOB: 0 BB: 0 P: 17	R: 0 E: 0 K: 0 S: 7	H: 0 LOB: 0 BB: 0 P: 11	R: 0 E: 0 K: 0 S: 8	H: 0 LOB: 0 BB: 1 P: 16	R: 1 E: 0 K: 0 S: 9	H: 1 LOB: 0 BB: 0 P: 13	R: 0 E: 0 K: 0 S: 6	H: 2 LOB: 1 BB: 0 P: 12	R: 0 E: 0 K: 0 S: 5	H: 2 LOB: 1 BB: 0 P: 8	R: 4 E: 1 K: 0 S: 13	H: 3 LOB: 0 BB: 1 P: 21	R: 0 E: 0 K: 0 S: 6	H: 1 LOB: 1 BB: 0 P: 12		R: 0 E: 0 K: 0 S: 6	H: 0 LOB: 0 BB: 0 P: 6	1B: 5 2B: 3 3B: 0 HR: 2	SF: 1 SAC: 0 DP: 2 HBP: 0	WP: 0 PB: 0 SB: 1 CS: 1
<b>PITCHER</b>	IP WLS BF H R ER SO BB IBB HBP BLK WP HR S P ERA WHIP																					
Brian Reith, R (1, 1) ERA: 5.68	6.2 L 27 8 6 4 1 2 0 0 0 0 0 2 56 96 5.40 1.500																					
39 Justin Atchley, L (7, 1) ERA: 10.8	0.2 3 1 0 0 0 0 0 0 0 0 0 0 5 8 0.00 1.500																					
Scott Sullivan, R (8, 1) ERA: 3.56	0.2 2 0 0 0 0 0 0 0 0 0 0 0 3 6 0.00 0.000																					
Jim Brower, R (9, 1) ERA: 4.24	1.0 3 0 0 0 0 0 0 0 0 0 0 0 6 6 0.00 0.000																					

Batter	1	2	3	4	5	6	7	8	9	AB	R	H	RBI	BB	SO	LOB	BOTTOM					
Alex Ochoa, R (1, 9) OBP: 0.353, SLG: 0.439										5	2	2	0	0	1	3	<b>Milwaukee Brewers @ Cincinnati Reds</b> Cinergy Field, Cincinnati, OH Mon Jun 18 2001, 7:05 PM EDT Att: 21,543 - Sunny - 85 F					
Barry Larkin, R (1, 6) OBP: 0.370, SLG: 0.359										4	0	1	0	1	0	1						
Dmitri Young, S (1, 7) OBP: 0.333, SLG: 0.428										4	0	2	2	0	0	1						
Sean Casey, L (1, 3) OBP: 0.391, SLG: 0.500										4	0	1	0	1	0	3						
Aaron Boone, R (1, 5) OBP: 0.341, SLG: 0.456										4	1	1	0	0	1	4						
Michael Tucker, L (1, 8) OBP: 0.322, SLG: 0.393										2	0	1	0	1	0	0						
Brady Clark, R (8, PH) OBP: 0.370, SLG: 0.435										0	0	0	0	1	0	0						
Jason LaRue, R (1, 2) OBP: 0.323, SLG: 0.409										3	0	0	0	0	1	3						
Ken Griffey Jr., L (8, PH) OBP: 0.333, SLG: 0.280										1	0	1	0	0	0	0						
Kelly Stinnett, R (8, FR) OBP: 0.333, SLG: 0.421										0	0	0	0	0	0	0						
Pokey Reese, R (1, 4) OBP: 0.300, SLG: 0.354										3	1	1	0	1	1	2						
Brian Reith, R (1, 1) OBP: 0.125, SLG: 0.125										3	0	1	1	0	1	1						
39 Justin Atchley, L (7, 1) ERA: 1.5										0	0	0	0	0	0	0						
Scott Sullivan, R (8, 1) ERA: 3.2										0	0	0	0	0	0	0						
Bill Selby, L (8, PH) OBP: 0.261, SLG: 0.424										1	0	0	0	0	1	2						
Jim Brower, R (9, 1) OBP: 0.386, SLG: 0.357										0	0	0	0	0	0	0						
<b>Inning Stats</b>	R: 0 E: 0 K: 1 S: 8	H: 0 LOB: 1 BB: 1 P: 15	R: 2 E: 0 K: 0 S: 12	H: 3 LOB: 1 BB: 1 P: 20	R: 0 E: 0 K: 1 S: 8	H: 1 LOB: 1 BB: 0 P: 12	R: 0 E: 0 K: 0 S: 8	H: 0 LOB: 0 BB: 0 P: 13	R: 1 E: 0 K: 1 S: 10	H: 2 LOB: 2 BB: 1 P: 16	R: 0 E: 0 K: 1 S: 9	H: 1 LOB: 1 BB: 1 P: 18	R: 1 E: 0 K: 0 S: 13	H: 2 LOB: 1 BB: 0 P: 18	R: 0 E: 0 K: 2 S: 12	H: 1 LOB: 2 BB: 1 P: 22	R: 0 E: 0 K: 0 S: 5	H: 1 LOB: 0 BB: 0 P: 7	1B: 8 2B: 3 3B: 0 HR: 0	SF: 1 SAC: 0 DP: 2 HBP: 0	WP: 0 PB: 0 SB: 2 CS: 1	PA: 40
<b>PITCHER</b>	IP WLS BF H R ER SO BB IBB HBP BLK WP HR S P ERA WHIP																					
Allen Levrault, R (1, 1) ERA: 3.95	6.0 W 27 7 3 3 4 2 2 0 0 0 0 0 6 9 27.00 6.000																					
Mike DeJean, R (7, 1) ERA: 1.5	0.1 H 3 2 1 1 0 0 0 0 0 0 0 0 6 9 0.00 0.000																					
Ray King, L (7, 1) ERA: 3.2	0.2 H 2 0 0 0 0 0 0 0 0 0 0 0 7 9 0.00 0.000																					
David Weathers, R (8, 1) ERA: 2.13	1.0 H 5 1 0 0 2 1 0 0 0 0 0 0 12 22 0.00 2.000																					
Curt Leskanic, R (9, 1) ERA: 4.09	1.0 S 3 1 0 0 0 0 0 0 0 0 0 0 5 7 0.00 1.000																					

AB 32  
R 6  
H 9  
RBI 5  
BB 2  
SO 1  
LOB 7

AB 34  
R 4  
H 11  
RBI 3  
BB 5  
SO 6  
LOB 20

Batter	1	2	3	4	5	6	7	8	9	AB	R	H	RBI	BB	SO	LOB	TOP									
<b>Devon White, S</b> OBP: 0.383, SLG: 0.552	4-2 WP HR HBP	4-2 FC4-6 BB		0-0 G5-3			0-0 G5-4-3 1B	1-0 1B 2B		3	2	2	3	1	0	0	<b>Milwaukee Brewers @ Cincinnati Reds</b> Cinergy Field, Cincinnati, OH Tue Jun 19 2001, 7:05 PM EDT Att: 20,321 - Sunny - 89 F									
<b>Mark Loretta, R</b> OBP: 0.366, SLG: 0.333	4-2 WP HR BB	0-3 K			2-1 1B		1-0 G5-4-3 1B	0-2 1B		4	1	3	1	1	1	1										
<b>Geoff Jenkins, L</b> OBP: 0.369, SLG: 0.538	2-3 K	0-0 FC4-6			1-3 K		0-1 G5-4-3	1-3 K		4	0	0	0	0	2	6										
<b>Luis Lopez, S</b> OBP: 0.250, SLG: 0.283										1	0	0	0	0	1	1										
<b>Chad Fox, R</b> OBP: 0.286, SLG: 0.350										0	0	0	0	0	0	0										
<b>Brandon Kolb, R</b> OBP: 0.286, SLG: 0.350	1-2 2-3						1-2 2-3			0	0	0	0	0	0	0										
<b>Ray King, L</b> OBP: 0.286, SLG: 0.350										0	0	0	0	0	0	0										
<b>Jeremy Burnitz, L</b> OBP: 0.387, SLG: 0.578	0-0 HR		1-1 G3		3-3 K		2-3 K		1-3 K	4	1	1	3	0	2	2										
<b>Alex Sanchez, L</b> OBP: 0.306, SLG: 0.333	2H 3H				1-2 K					1	0	0	0	0	1	0										
<b>Richie Sexson, R</b> OBP: 0.309, SLG: 0.472	2-2 HR		0-1 HR		4-2 BB			2-2 SH5-4 2B	2-3 K	4	3	3	1	1	1	0										
<b>José Hernández, R</b> OBP: 0.306, SLG: 0.453	0-1 HR		0-1 F9		0-1 F8		1-1 SH5-4	3-3 K		4	1	1	2	0	1	2										
<b>Ronnie Belliard, R</b> OBP: 0.350, SLG: 0.384	0-1 G4-3		2-2 G6-3		0-2 G5-4-3 1B			4-0 BB IBB		3	1	1	0	1	0	0										
<b>Henry Blanco, R</b> OBP: 0.286, SLG: 0.306	1-2 P6		3-1 P5		1-2 G5-4-3		0-0 F9			4	0	0	0	0	0	3										
<b>15 Ben Sheets, R</b> OBP: 0.130, SLG: 0.048			1-3 K		2-3 K		2-3 K	4-2 BB		3	0	0	0	0	3	0										
<b>Tyler Houston, L</b> OBP: 0.375, SLG: 0.549								1-2 BB		0	0	0	0	1	0	0										
<b>James Mouton, R</b> OBP: 0.286, SLG: 0.350								1-2 BB		0	1	0	0	0	0	0										
<b>Inning Stats</b>	R: 5 E: 0 K: 1 S: 22	H: 3 LOB: 0 BB: 1 P: 35	R: 0 E: 0 K: 2 S: 12	H: 0 LOB: 1 BB: 1 P: 17	R: 1 E: 0 K: 0 S: 9	H: 1 LOB: 0 BB: 0 P: 12	R: 0 E: 0 K: 1 S: 6	H: 0 LOB: 0 BB: 0 P: 11	R: 0 E: 2 K: 2 S: 13	H: 1 LOB: 2 BB: 1 P: 23	R: 0 E: 0 K: 1 S: 9	H: 1 LOB: 0 BB: 0 P: 12	R: 0 E: 0 K: 3 S: 7	H: 2 LOB: 1 BB: 0 P: 10	R: 4 E: 0 K: 1 S: 19	H: 3 LOB: 1 BB: 2 P: 32	R: 0 E: 0 K: 3 S: 11	H: 0 LOB: 0 BB: 0 P: 17	1B: 5 2B: 3 3B: 0 HR: 3	SF: 0 SAC: 1 DP: 2 HBP: 1	WP: 1 PB: 0 SB: 0 CS: 0	PA: 42				
<b>PITCHER</b>	IP	WLS	BF	H	R	ER	SO	BB	IBB	HBP	BLK	WP	HR	S	P	ERA	WHIP									
<b>Jose Acevedo, R</b> ERA: 13.5	4.0	L	19	4	6	6	4	2	0	1	0	0	1	3	49	75	13.50	1.500								
<b>Hector Mercado, L</b> ERA: 2.96	0.2		4	1	0	0	2	1	0	0	0	0	0	0	11	21	0.00	3.000								
<b>Scott Sullivan, R</b> ERA: 3.45	1.1		6	3	0	0	1	0	0	0	0	0	0	0	13	17	0.00	2.250								
<b>39 Justin Atchley, L</b> ERA: 8.31	1.0		2	0	0	0	1	0	0	0	0	0	0	5	7	0.00	0.000									
<b>Danny Graves, R</b> ERA: 4.24	1.0		8	3	4	4	1	1	1	0	0	0	0	19	32	36.00	4.000									

Batter	1	2	3	4	5	6	7	8	9	AB	R	H	RBI	BB	SO	LOB	BOTTOM									
<b>Alex Ochoa, R</b> OBP: 0.357, SLG: 0.454	0-0 2B 1B	3-3 K			0-0 E S 1B 1B			2-3 K	2-1 HR	5	3	3	1	0	2	2	<b>Milwaukee Brewers @ Cincinnati Reds</b> Cinergy Field, Cincinnati, OH Tue Jun 19 2001, 7:05 PM EDT Att: 20,321 - Sunny - 89 F									
<b>Barry Larkin, R</b> OBP: 0.390, SLG: 0.385	0-2 1H 1B 2B		1-2 G1-6-3 1B		2-1 CS 1B			0-0 WP 1B	4-0 DI BB	4	1	4	2	1	0	0										
<b>Ken Griffey Jr., L</b> OBP: 0.343, SLG: 0.400	0-0 G4-6-3 1B		2-1 G1-6-3		2-2 CS		3-2 HR	1-3 K2-3	2-1 G1-3	5	1	2	2	0	1	3										
<b>Sean Casey, L</b> OBP: 0.385, SLG: 0.492	0-0 G4-6-3		2-2 G5-3		1-2 F7			1-2 F7		4	0	0	0	0	0	2										
<b>Aaron Boone, R</b> OBP: 0.339, SLG: 0.447	2-1 G4-3		3-1 G4-3		2-0 G6-3			4-2 FC3-6 BB		3	0	0	0	1	0	0										
<b>Dmitri Young, S</b> OBP: 0.322, SLG: 0.421			1-0 G3-1		1-2 F7		1-0 L3		1-2 FC3-6 WP HR	4	1	0	0	0	0	1										
<b>Kelly Stinnett, R</b> OBP: 0.333, SLG: 0.414			4-2 1B BB		2-3 K			0-3 K		2	0	0	0	1	2	0										
<b>Michael Tucker, L</b> OBP: 0.320, SLG: 0.391										1	0	0	0	0	1	1										
<b>Pokey Reese, R</b> OBP: 0.299, SLG: 0.348			0-2 F9		3-2 L9			4-0 HR BB		3	1	0	0	1	1	1										
<b>Jose Acevedo, R</b> ERA: 13.5			0-1 1B		0-3 K			3-2 HR		1	0	1	0	0	0	0										
<b>Hector Mercado, L</b> ERA: 2.96										0	0	0	0	0	0	0										
<b>Scott Sullivan, R</b> ERA: 3.45										0	0	0	0	0	0	0										
<b>39 Justin Atchley, L</b> ERA: 8.31										0	0	0	0	0	0	0										
<b>Ruben Rivera, R</b> OBP: 0.376, SLG: 0.390										0	0	0	0	0	0	0										
<b>Danny Graves, R</b> ERA: 4.24										0	0	0	0	0	0	0										
<b>Jim Brower, R</b> ERA: 4.15										0	0	0	0	0	0	0										
<b>Brady Clark, R</b> ERA: 5.63										0	0	0	0	0	0	0										
<b>Inning Stats</b>	R: 2 E: 0 K: 0 S: 8	H: 3 LOB: 0 BB: 0 P: 10	R: 0 E: 0 K: 1 S: 14	H: 1 LOB: 2 BB: 1 P: 22	R: 0 E: 0 K: 1 S: 12	H: 0 LOB: 0 BB: 0 P: 17	R: 0 E: 0 K: 1 S: 8	H: 0 LOB: 0 BB: 0 P: 14	R: 1 E: 0 K: 1 S: 11	H: 2 LOB: 0 BB: 0 P: 18	R: 1 E: 0 K: 0 S: 10	H: 1 LOB: 0 BB: 0 P: 17	R: 0 E: 0 K: 3 S: 11	H: 0 LOB: 0 BB: 0 P: 16	R: 0 E: 0 K: 2 S: 11	H: 1 LOB: 1 BB: 0 P: 14	R: 4 E: 0 K: 1 S: 17	H: 2 LOB: 1 BB: 3 P: 37	1B: 7 2B: 1 3B: 0 HR: 3	SF: 0 SAC: 0 DP: 2 HBP: 0	WP: 2 PB: 0 SB: 1 CS: 1	PA: 40				
<b>PITCHER</b>	IP	WLS	BF	H	R	ER	SO	BB	IBB	HBP	BLK	WP	HR	S	P	ERA	WHIP									
<b>15 Ben Sheets, R</b> ERA: 3.42	7.0	W	27	8	4	3	6	1	0	0	0	0	0	1	74	114	3.86	1.286								
<b>Chad Fox, R</b> ERA: 1.98	1.0		4	1	0	0	2	0	0	0	0	1	0	11	14	0.00	1.000									
<b>Brandon Kolb, R</b> ERA: 7.71	0.2		6	2	4	4	1	2	0	0	0	1	2	15	29	54.00	6.000									
<b>Ray King, L</b> ERA: 3.16	0.1	S	2	0	0	0	0	1	0	0	0	0	0	2	8	0.00	3.000									



Batter	1	2	3	4	5	6	7	8	9	AB	R	H	RBI	BB	SO	LOB	TOP										
Alex Sanchez, L (1, 7) OBP: 0.222, SLG: 0.235 (6, 9)	G1-3		F7		F8			G1-3	K	5	0	0	0	0	1	2											
Ronnie Belliard, R (1, 4) OBP: 0.353, SLG: 0.399	F9			G5-3		HR		F 1B 2B 1B		4	2	2	1	0	0	0											
Devon White, S (1, 8) OBP: 0.386, SLG: 0.548	F2			CS BB		L9		E 2B 1B		3	1	1	0	1	0	0											
Jeremy Burnitz, L (1, 9) OBP: 0.386, SLG: 0.573 Mike DeJean, R (6, 1)		K		BB		L9		E6 2B		2	0	0	0	1	1	0											
Mark Loretta, R (8, PH) OBP: 0.363, SLG: 0.330 (8, 1)				BB				1-2 2-3		0	0	0	0	0	0	0											
Richie Sexson, R (1, 3) OBP: 0.308, SLG: 0.472	G3			F8		P3				4	0	1	2	0	0	1											
José Hernández, R (1, 6) OBP: 0.306, SLG: 0.454		2B				G5-3		K		4	0	1	0	0	1	2											
Raul Casanova, S (1, 2) OBP: 0.306, SLG: 0.520	F9					2B 1B		F9		4	0	2	0	0	0	3											
Luis Lopez, S (1, 5) OBP: 0.250, SLG: 0.297			P6					G4-3		4	0	1	0	0	0	1											
Will Cunnane, R (1, 1) James Mouton, R (5, PH) Brandon Kolb, R (5, 1) Angel Echevarria, R (6, 7) OBP: 0.319, SLG: 0.535			B1-3			G1-3		F7		1	0	0	0	0	0	0											
										1	0	0	0	0	0	2											
										0	0	0	0	0	0	0											
										2	0	0	0	0	0	1											
<b>Inning Stats</b>	R: 0 E: 0 K: 0 S: 7	H: 0 LOB: 0 BB: 0 P: 9	R: 0 E: 0 K: 1 S: 9	H: 1 LOB: 1 BB: 0 P: 14	R: 0 E: 0 K: 0 S: 9	H: 0 LOB: 0 BB: 0 P: 13	R: 0 E: 0 K: 0 S: 8	H: 0 LOB: 1 BB: 2 P: 16	R: 0 E: 0 K: 0 S: 10	H: 2 LOB: 2 BB: 0 P: 12	R: 1 E: 0 K: 0 S: 13	H: 1 LOB: 1 BB: 0 P: 18	R: 0 E: 0 K: 0 S: 7	H: 1 LOB: 1 BB: 0 P: 11	R: 2 E: 1 K: 1 S: 15	H: 3 LOB: 2 BB: 0 P: 19	R: 0 E: 0 K: 1 S: 6	H: 0 LOB: 0 BB: 0 P: 6	1B: 3 2B: 4 3B: 0 HR: 1	SF: 0 SAC: 0 DP: 0 HBP: 0	WP: 0 PB: 0 SB: 0 CS: 1	PA: 37					
<b>PITCHER</b>	IP	WLS	BF	H	R	ER	SO	BB	IBB	HBP	BLK	WP	HR	S	P	ERA	WHIP										
Chris Reitsma, R (1, 1) ERA: 4.12	7.1	W	30	7	3	2	1	2	0	0	0	0	1	69	101	2.46	1.227										
Chris Nichtling, R (8, 1) ERA: 0.73	1.2		7	1	0	0	2	0	0	0	0	0	0	15	17	0.00	0.600										

Milwaukee Brewers @ Cincinnati Reds  
Cinergy Field, Cincinnati, OH  
Wed Jun 20 2001, 12:35 PM EDT  
Att: 24,418 - Cloudy - 71 F

AB 35  
R 3  
H 8  
RBI 3  
BB 2  
SO 3  
LOB 14



Batter	1	2	3	4	5	6	7	8	9	AB	R	H	RBI	BB	SO	LOB	BOTTOM										
Alex Ochoa, R (1, 9) OBP: 0.354, SLG: 0.449	K			1B	FC5-4			FC4-6		5	1	1	0	0	1	3											
Barry Larkin, R (1, 6) OBP: 0.389, SLG: 0.380 Juan Castro, R (6, 6) OBP: 0.228, SLG: 0.242	K			1B 2B BB	G1-3	G4-3				2	1	0	0	1	1	0											
Ken Griffey Jr., L (1, 8) OBP: 0.368, SLG: 0.424 Ruben Rivera, R (6, 8) OBP: 0.315, SLG: 0.394	P4			2B 1B	HR 1B	G6-3				3	2	2	1	0	0	0											
Sean Casey, L (1, 3) OBP: 0.390, SLG: 0.513		G4-3 1B		1B HR 2B	HR 1B	G6-3				4	2	3	3	0	0	0											
Aaron Boone, R (1, 5) OBP: 0.349, SLG: 0.455	K			HR 1B	HR 1B		G5-4-3 1B			4	2	3	1	0	1	1											
Michael Tucker, L (1, 7) OBP: 0.319, SLG: 0.404	G4-3			HR 1B	HR 1B		K			4	1	1	2	0	2	4											
Jason LaRue, R (1, 2) OBP: 0.321, SLG: 0.426			G5-3	HR	G5-3		G5-4-3			4	1	1	3	0	0	1											
Pokey Reese, R (1, 4) OBP: 0.307, SLG: 0.371		G6-3		HR 1B	HR			FC4-6 1B		4	1	3	1	0	0	0											
Chris Reitsma, R (1, 1) OBP: 0.231, SLG: 0.130 Chris Nichtling, R (8, 1) ERA:	G5-3		G5-3	SH5-2-4	FC5-4 BB			K		1	0	0	0	1	0	0											
										1	0	0	0	0	1	1											
<b>Inning Stats</b>	R: 0 E: 0 K: 2 S: 10	H: 0 LOB: 0 BB: 0 P: 13	R: 0 E: 0 K: 1 S: 8	H: 1 LOB: 0 BB: 0 P: 15	R: 0 E: 0 K: 0 S: 8	H: 0 LOB: 0 BB: 0 P: 13	R: 6 E: 0 K: 1 S: 23	H: 6 LOB: 1 BB: 1 P: 28	R: 5 E: 0 K: 0 S: 28	H: 5 LOB: 1 BB: 1 P: 40	R: 0 E: 0 K: 0 S: 5	H: 0 LOB: 0 BB: 0 P: 8	R: 0 E: 0 K: 1 S: 7	H: 1 LOB: 0 BB: 0 P: 9	R: 0 E: 1 K: 2 S: 14	H: 1 LOB: 2 BB: 1 P: 20	R: 0 E: 0 K: 2 S: 6	H: 0 LOB: 0 BB: 0 P: 6	1B: 9 2B: 1 3B: 0 HR: 4	SF: 0 SAC: 1 DP: 2 HBP: 0	WP: 0 PB: 0 SB: 0 CS: 0	PA: 39					
<b>PITCHER</b>	IP	WLS	BF	H	R	ER	SO	BB	IBB	HBP	BLK	WP	HR	S	P	ERA	WHIP										
Will Cunnane, R (1, 1) ERA: 7.39	4.0	L	19	7	6	6	4	1	0	0	0	0	1	49	69	13.50	2.000										
Brandon Kolb, R (5, 1) ERA: 14.29	1.0		9	5	5	5	0	1	0	0	0	0	3	28	40	45.00	6.000										
Mike DeJean, R (6, 1) ERA: 1.7	2.0		6	1	0	0	1	0	0	0	0	0	0	12	17	0.00	0.500										
Mark Loretta, R (8, 1) ERA:	1.0		5	1	0	0	2	1	0	0	0	0	0	14	20	0.00	2.000										

Milwaukee Brewers @ Cincinnati Reds  
Cinergy Field, Cincinnati, OH  
Wed Jun 20 2001, 12:35 PM EDT  
Att: 24,418 - Cloudy - 71 F

AB 35  
R 11  
H 14  
RBI 11  
BB 3  
SO 7  
LOB 12









Batter	1	2	3	4	5	6	7	8	9	AB	R	H	RBI	BB	SO	LOB	TOP
Alex Ochoa, R OBP: 0.343, SLG: 0.434 Hector Mercado, L (7, 1)										4	0	0	0	0	1	1	
Barry Larkin, R OBP: 0.373, SLG: 0.360										4	0	0	0	0	1	1	
Ken Griffey Jr., L OBP: 0.358, SLG: 0.447										4	1	1	0	0	2	0	
Sean Casey, L OBP: 0.387, SLG: 0.514										4	0	1	0	0	0	0	
Dmitri Young, S OBP: 0.328, SLG: 0.418										3	0	1	1	0	0	0	
Aaron Boone, R OBP: 0.337, SLG: 0.439										4	0	1	0	0	2	2	
Jason LaRue, R OBP: 0.314, SLG: 0.422										4	0	0	0	0	1	2	
Pokey Reese, R OBP: 0.302, SLG: 0.373										3	1	1	0	0	1	0	
Brian Reith, R OBP: 0.200, SLG: 0.200 Ruben Rivera, R OBP: 0.320, SLG: 0.417 (7, PH)										2	0	1	1	0	0	0	
										1	1	1	1	0	0	0	
<b>Inning Stats</b>	R: 0 E: 0 K: 2 S: 8	H: 0 LOB: 0 BB: 0 P: 12	R: 0 E: 0 K: 1 S: 7	H: 1 LOB: 1 BB: 0 P: 13	R: 1 E: 0 K: 1 S: 10	H: 2 LOB: 1 BB: 0 P: 13	R: 0 E: 0 K: 1 S: 10	H: 1 LOB: 1 BB: 0 P: 11	R: 1 E: 0 K: 1 S: 11	H: 1 LOB: 0 BB: 0 P: 13	R: 0 E: 0 K: 0 S: 6	H: 0 LOB: 0 BB: 0 P: 7	R: 0 E: 0 K: 1 S: 8	H: 0 LOB: 0 BB: 0 P: 8	1B: 5 2B: 0 3B: 1 HR: 1	SF: 1 SAC: 0 DP: 0 HBP: 0	WP: 0 PA: 34 PB: 0 SB: 0 CS: 0
<b>PITCHER</b> Shane Reynolds, R ERA: 4.66	IP: 9.0 WLS: W BF: 34 H: 7 R: 3 ER: 3 SO: 8 BB: 0 IBB: 0 HBP: 0 BLK: 0 WP: 0 HR: 1 S: 80 P: 104 ERA: 3.00 WHIP: 0.778															<b>PITCHER</b>	

Cincinnati Reds @ Houston Astros  
Enron Field, Houston, TX  
Sat Jun 23 2001, 8:05 PM EDT  
Att: 40,314 - Dome - 72 F

AB	33
R	3
H	7
RBI	3
BB	0
SO	8
LOB	6



Batter	1	2	3	4	5	6	7	8	9	AB	R	H	RBI	BB	SO	LOB	BOTTOM		
Craig Biggio, R OBP: 0.391, SLG: 0.495										4	2	2	0	1	1	0			
Julio Lugo, R OBP: 0.316, SLG: 0.409										4	1	3	1	0	1	0			
5 Jeff Bagwell, R OBP: 0.401, SLG: 0.552										5	2	2	3	0	0	2			
17 Lance Berkman, S OBP: 0.457, SLG: 0.663										3	0	1	2	1	0	0			
Moises Alou, R OBP: 0.398, SLG: 0.614										4	2	2	1	0	0	2			
Danyle Ward, L OBP: 0.323, SLG: 0.477										4	0	0	0	0	1	2			
Charlie Hayes, R OBP: 0.327, SLG: 0.273										3	1	2	1	1	1	0			
Brad Ausmus, R OBP: 0.264, SLG: 0.281										2	1	0	0	2	0	1			
Shane Reynolds, R OBP: 0.037, SLG: 0.148										3	0	0	0	0	1	3			
<b>Inning Stats</b>	R: 1 E: 0 K: 0 S: 9	H: 2 LOB: 0 BB: 0 P: 14	R: 1 E: 0 K: 1 S: 10	H: 2 LOB: 1 BB: 0 P: 13	R: 2 E: 0 K: 0 S: 10	H: 3 LOB: 1 BB: 0 P: 15	R: 4 E: 0 K: 0 S: 14	H: 1 LOB: 1 BB: 4 P: 34	R: 0 E: 0 K: 1 S: 7	H: 0 LOB: 0 BB: 0 P: 11	R: 0 E: 0 K: 1 S: 7	H: 1 LOB: 1 BB: 0 P: 10	R: 1 E: 0 K: 0 S: 16	H: 2 LOB: 2 BB: 1 P: 32	R: 0 E: 0 K: 1 S: 8	H: 1 LOB: 0 BB: 0 P: 13	1B: 5 2B: 5 3B: 0 HR: 2	SF: 1 SAC: 1 DP: 1 HBP: 0	WP: 0 PA: 39 PB: 1 SB: 0 CS: 0
<b>PITCHER</b> Brian Reith, R ERA: 6.89 Hector Mercado, L ERA: 3.06	IP: 6.0 WLS: L BF: 30 H: 9 R: 8 ER: 8 SO: 3 BB: 4 IBB: 0 HBP: 0 BLK: 0 WP: 0 HR: 1 S: 57 P: 97 ERA: 12.00 WHIP: 2.167															<b>PITCHER</b>			

Cincinnati Reds @ Houston Astros  
Enron Field, Houston, TX  
Sat Jun 23 2001, 8:05 PM EDT  
Att: 40,314 - Dome - 72 F

AB	32
R	9
H	12
RBI	8
BB	5
SO	5
LOB	10



Batter	1	2	3	4	5	6	7	8	9	AB	R	H	RBI	BB	SO	LOB	TOP					
Alex Ochoa, R OBP: 0.345, SLG: 0.442	(1, 9) K		(1, 1) G5-3			(0, 1) SF8	(3, 1) 1B			4	1	2	0	0	1	0	<b>Cincinnati Reds @ Houston Astros</b> Enron Field, Houston, TX Sun Jun 24 2001, 2:35 PM EDT Att: 34,118 - Dome - 72 F					
Michael Tucker, L OBP: 0.326, SLG: 0.432	(1, 7) F8		(3, 3) K			(0, 0) SF8	(1, 1) P6			3	0	0	1	0	1	2						
Ken Griffey Jr., L OBP: 0.368, SLG: 0.429	(1, 8) HR			(4, 2) BB		(2, 2) P6	(0, 1) F7			2	1	0	0	2	0	2						
Sean Casey, L OBP: 0.389, SLG: 0.525	(1, 3) HR			(2, 3) K2-3-2		(0, 0) HR		(1, 0) F8		4	2	2	2	0	1	1						
Aaron Boone, R OBP: 0.340, SLG: 0.463	(1, 5) K			(0, 0) 2B		(3, 1) HR		(1, 2) F7		4	1	2	2	0	1	0						
Kelly Stinnett, R OBP: 0.338, SLG: 0.412		(1, 2) G6-4-3		(2, 3) K		(4, 1) BB		(1, 3) K		3	0	1	0	1	2	1						
Mark Wohlers, R (8, 1)										0	0	0	0	0	0	0						
Pokey Reese, R OBP: 0.297, SLG: 0.366		(1, 4) G6-4-3				(0, 2) F4	(1, 1) G1-3		(2, 3) K	4	0	0	0	0	1	2						
Juan Castro, R OBP: 0.229, SLG: 0.242		(2, 3) K				(1, 1) F7		(1, 1) F9	3	0	1	0	0	1	0	0						
Barry Larkin, R OBP: 0.371, SLG: 0.358						(0, 3) K		(2, 3) K	1	0	0	0	0	0	0	0						
Jose Acevedo, R OBP: 0.333, SLG: 0.333	(1, 1)		(1, 1) L7						(0, 3) K	2	0	0	0	0	1	0						
Jim Brower, R OBP: 0.300, SLG: 0.400	(5, 1)									0	0	0	0	0	0	0						
39 Justin Atchley, L OBP: 0.325, SLG: 0.414	(6, 1)									0	0	0	0	0	0	0						
Ruben Rivera, R OBP: 0.318, SLG: 0.414	(7, PH)									1	0	0	0	0	1	1						
Chris Nichting, R OBP: 0.312, SLG: 0.419	(7, 1)									0	0	0	0	0	0	0						
Jason LaRue, R OBP: 0.312, SLG: 0.419	(8, 2)									1	0	0	0	0	0	0						
<b>Inning Stats</b>	R: 2 E: 0 K: 2 S: 12	H: 1 LOB: 0 BB: 1 P: 20	R: 0 E: 0 K: 1 S: 9	H: 1 LOB: 0 BB: 0 P: 13	R: 0 E: 0 K: 1 S: 7	H: 0 LOB: 0 BB: 0 P: 12	R: 0 E: 0 K: 2 S: 11	H: 1 LOB: 1 BB: 1 P: 19	R: 0 E: 0 K: 1 S: 10	H: 0 LOB: 0 BB: 0 P: 11	R: 3 E: 0 K: 0 S: 13	H: 3 LOB: 1 BB: 1 P: 23	R: 0 E: 0 K: 1 S: 12	H: 2 LOB: 2 BB: 0 P: 18	R: 0 E: 0 K: 1 S: 10	H: 0 LOB: 0 BB: 0 P: 13	R: 0 E: 0 K: 2 S: 9	H: 0 LOB: 0 BB: 0 P: 12	1B: 4 2B: 2 3B: 1 HR: 2	SF: 1 SAC: 0 DP: 2 HBP: 0	WP: 0 PB: 0 SB: 0 CS: 0	PA: 36
<b>PITCHER</b>	IP WLS BF H R ER SO BB IBB HBP BLK WP HR S P ERA WHIP																					
Tim Redding, R ERA: 7.94	(1, 1) 5.2 23 6 5 5 7 2 0 0 0 0 0 2 59 90 7.94 1.412																					
Nelson Cruz, R ERA: 4.15	(6, 1) 0.1 2 0 0 0 0 0 1 0 0 0 0 0 0 3 8 0.00 3.000																					
Octavio Dotel, R ERA: 3.64	(7, 1) 2.0 W 8 2 0 0 2 0 0 0 0 0 0 0 0 22 31 0.00 1.000																					
Billy Wagner, L ERA: 3.1	(9, 1) 1.0 S 3 0 0 0 2 0 0 0 0 0 0 0 0 9 12 0.00 0.000																					

Batter	1	2	3	4	5	6	7	8	9	AB	R	H	RBI	BB	SO	LOB	BOTTOM					
Julio Lugo, R OBP: 0.327, SLG: 0.419	(1, 6) 5 BB 17 SF7	(3, 2) G5-3		(0, 1) CS		(4, 1) G4-3		(3, 2) 1B		4	2	3	0	1	0	0	<b>Cincinnati Reds @ Houston Astros</b> Enron Field, Houston, TX Sun Jun 24 2001, 2:35 PM EDT Att: 34,118 - Dome - 72 F					
Jose Vizcaino, S OBP: 0.333, SLG: 0.333	(1, 4) 5 BB 1B		(1, 0) G6-3	(1, 1) CS	(1, 1) 5 FC5	(2, 0) G4-3		(1, 1) 5 G6-3		4	3	2	0	1	0	1						
5 Jeff Bagwell, R OBP: 0.401, SLG: 0.546	(1, 3) 1B		(1, 2) G4-3		(1, 1) 17 FC5	(4, 2) G6-3		(2, 3) 1B		3	1	0	1	2	0	2						
17 Lance Berkman, S OBP: 0.459, SLG: 0.662	(1, 8) SF7		(4, 0) E		(0, 0) 2B	(2, 3) K		(4, 0) 1B		2	1	1	2	2	1	2						
Moises Alou, R OBP: 0.398, SLG: 0.608	(1, 9) K		(4, 0) E		(2, 3) K		(0, 0) G5-3	(1, 0) 1B		4	0	1	1	1	2	4						
Daryle Ward, L OBP: 0.326, SLG: 0.483	(1, 7) 3-H		(1, 2) E		(3, 2) G3		(0, 1) 2B	(1, 2) 1B		5	0	2	2	0	0	5						
Billy Wagner, L (9, 1)	(1, 3) 1B		(1, 2) E		(1, 2) G3		(0, 1) 2B	(1, 2) 1B		0	0	0	0	0	0	0						
Vinny Castilla, R OBP: 0.272, SLG: 0.402	(1, 5) G5-3		(0, 0) L4		(3, 1) 2B		(4, 2) G6-3			3	0	1	1	1	0	5						
Brad Ausmus, R OBP: 0.259, SLG: 0.275		(2, 3) K		(0, 0) L7		(1, 3) K		(1, 1) G6-3		4	0	0	0	0	2	3						
Tim Redding, R ERA: 12.38	(1, 1) 4.0		(0, 3) K		(1, 3) K		(2, 3) K		(1, 2) G5-3	2	0	0	0	0	2	0						
Nelson Cruz, R ERA: 7.94	(5, 1) 1.2									0	0	0	0	0	0	0						
39 Justin Atchley, L ERA: 3.95	(6, 1) 0.1									1	0	0	0	0	1	0						
Chris Nichting, R ERA: 1.83	(7, 1) 1.1 L 7 3 2 2 0 1 0 0 0 0 0 0 17 27 13.50 3.000																					
Mark Wohlers, R ERA: 4.02	(8, 1) 0.2									4	0	0	0	0	0	0						
<b>Inning Stats</b>	R: 2 E: 0 K: 1 S: 13	H: 2 LOB: 2 BB: 2 P: 26	R: 0 E: 0 K: 2 S: 9	H: 0 LOB: 0 BB: 0 P: 14	R: 0 E: 1 K: 0 S: 6	H: 0 LOB: 3 BB: 2 P: 18	R: 0 E: 0 K: 1 S: 7	H: 1 LOB: 0 BB: 0 P: 9	R: 3 E: 0 K: 2 S: 18	H: 3 LOB: 1 BB: 0 P: 29	R: 0 E: 0 K: 2 S: 11	H: 0 LOB: 2 BB: 2 P: 25	R: 0 E: 0 K: 0 S: 8	H: 1 LOB: 1 BB: 1 P: 13	R: 2 E: 0 K: 0 S: 14	H: 3 LOB: 2 BB: 1 P: 25	R: 0 E: 0 K: 2 S: 9	H: 0 LOB: 0 BB: 0 P: 12	1B: 7 2B: 3 3B: 0 HR: 0	SF: 1 SAC: 0 DP: 1 HBP: 0	WP: 0 PB: 1 SB: 1 CS: 1	PA: 43
<b>PITCHER</b>	IP WLS BF H R ER SO BB IBB HBP BLK WP HR S P ERA WHIP																					
Jose Acevedo, R ERA: 12.38	(1, 1) 4.0																					
Jim Brower, R ERA: 3.95	(5, 1) 1.2																					
39 Justin Atchley, L ERA: 7.94	(6, 1) 0.1																					
Chris Nichting, R ERA: 1.83	(7, 1) 1.1																					
Mark Wohlers, R ERA: 4.02	(8, 1) 0.2																					



Batter	1	2	3	4	5	6	7	8	9	AB	R	H	RBI	BB	SO	LOB	TOP																			
<b>Alex Ochoa, R</b> OBP: 0.353, SLG: 0.460 (1, 9)	0-0 HR	2-2 PO	1-0 F9		4-0 CS BB	2-2 1B			0-0 SH	4	2	3	1	1	0	0																				
<b>Barry Larkin, R</b> OBP: 0.377, SLG: 0.377 39 Justin Atchley, L Chris Naching, R Hector Mercado, L Scott Sullivan, R Brady Clark, R OBP: 0.400, SLG: 0.577 (1, 6)	0-1 HR		1-1 HBP		2-2 CS	G1-3 L7			2-1 SH 1B	3	1	1	1	0	0	2																				
<b>Ken Griffey Jr., L</b> OBP: 0.371, SLG: 0.481 (1, 8)	3-1 P6		3-1 G6-3			1-0 HR	3-2 F9		1-2 1B	5	1	2	2	0	0	1																				
<b>Sean Casey, L</b> OBP: 0.385, SLG: 0.519 (1, 3)	1-2 1B			0-0 G3		1-2 P5	2-1 F7		0-2 F7	5	0	1	0	0	0	1																				
<b>Aaron Boone, R</b> OBP: 0.337, SLG: 0.456 (1, 5)	2-0 F7			3-2 F9		1-2 BB 1B	1-0 P6		1-1 L5	5	1	1	0	0	0	2																				
<b>Dmitri Young, S</b> OBP: 0.333, SLG: 0.431 Danny Graves, R OBP: 0.333, SLG: 1.333 (1, 7)	3-3 K			2-1 HR		4-2 1B 3B		0-0 1B	2-2 P6	4	2	2	1	1	1	2																				
<b>Jason LaRue, R</b> OBP: 0.311, SLG: 0.415 (1, 2)				3-2 F8		0-0 3B		1-3 K		4	1	1	1	0	1	1																				
<b>Pokey Reese, R</b> OBP: 0.305, SLG: 0.379 (1, 4)				4-1 PO SH3 BB		2-2 G5-3	2-1 1B 3B	2-1 L6-3 1B		3	1	2	2	1	0	0																				
<b>Chris Reitsma, R</b> OBP: 0.222, SLG: 0.125 Michael Tucker, L OBP: 0.329, SLG: 0.435 Juan Castro, R OBP: 0.227, SLG: 0.240 (1, 1)	2-1 SH3			1-3 K		1-1 1B		1-0 L6-3		1	0	0	0	0	1	0																				
<b>Inning Stats</b>	R: 2 E: 0 K: 1 S: 15	H: 3 LOB: 1 BB: 0 P: 24	R: 0 E: 0 K: 0 S: 9	H: 0 LOB: 0 BB: 1 P: 19	R: 0 E: 0 K: 0 S: 4	H: 0 LOB: 0 BB: 0 P: 9	R: 1 E: 0 K: 0 S: 9	H: 1 LOB: 0 BB: 0 P: 17	R: 0 E: 0 K: 1 S: 8	H: 0 LOB: 0 BB: 1 P: 17	R: 0 E: 0 K: 0 S: 6	H: 0 LOB: 0 BB: 0 P: 12	R: 0 E: 0 K: 1 S: 7	H: 2 LOB: 1 BB: 0 P: 11	R: 2 E: 1 K: 0 S: 15	H: 2 LOB: 1 BB: 0 P: 21	1B: 8 2B: 2 3B: 1 HR: 4	SF: 0 SAC: 2 DP: 2 HBP: 1	WP: 0 PB: 0 SB: 0 CS: 1	PA: 44																
<b>PITCHER</b>	IP	WLS	BF	H	R	ER	SO	BB	IBB	HBP	BLK	WP	HR	S	P	ERA	WHIP	<b>PITCHER</b>		IP	WLS	BF	H	R	ER	SO	BB	IBB	HBP	BLK	WP	HR	S	P	ERA	WHIP
<b>Andy Benes, R</b> ERA: 6.26 Mike James, R ERA: 4.59 Jason Christiansen, L ERA: 4.91 Mike Matthews, L ERA: 3.44 Gene Stechschulte, R ERA: 3.95 (1, 1)	5.2	25	7	7	7	2	3	0	1	0	0	0	4	59	109	11.12	1.765	<b>Steve Kline, L</b> ERA: 1.78 (9, 1)		1.0	4	1	0	0	0	0	0	0	0	0	0	0	12	16	0.00	1.000

Cincinnati Reds @ St. Louis Cardinals  
 Busch Stadium, St. Louis, MO  
 Tue Jun 26 2001, 7:10 PM CDT  
 Att: 41,791 - Cloudy - 87 F

AB 36  
 R 10  
 H 14  
 RBI 9  
 BB 3  
 SO 3  
 LOB 11



Batter	1	2	3	4	5	6	7	8	9	AB	R	H	RBI	BB	SO	LOB	BOTTOM																			
<b>Fernando Vina, L</b> OBP: 0.364, SLG: 0.412 (1, 4)	1-1 F7		1-0 G3	1-2 1B		4-2 1B	0-1 3B		2-2 1B	5	0	3	5	1	0	0																				
<b>Placido Polanco, R</b> OBP: 0.377, SLG: 0.393 (1, 5)	1-1 15 G3 1B		0-0 15 BB 1B	1-3 K		1-1 1B	0-2 G5-3		0-1 G3	6	0	3	0	0	1	3																				
<b>15 Jim Edmonds, L</b> OBP: 0.404, SLG: 0.555 (1, 8)	3-2 G3		4-1 1B		2-0 5 2B 1B	2-3 K		0-0 HR		4	2	2	1	1	1	3																				
<b>Mark McGwire, R</b> OBP: 0.327, SLG: 0.479 (1, 3)	4-1 5 FC5-4 1B		0-0 F8		0-1 L7	3-3 K		1-3 K		4	0	0	0	1	2	5																				
<b>5 Albert Pujols, R</b> OBP: 0.420, SLG: 0.649 (1, 9)	0-1 FC5-4		2-3 K		3-2 1B 2B		2-2 HR	1-2 F7-6-3 HBP		4	2	2	2	0	1	4																				
<b>Ray Lankford, L</b> OBP: 0.355, SLG: 0.529 (1, 7)			2-3 K		3-2 SH5-4 1B 2B	0-3 K		1-2 F8	0-0 F7-6-3	5	1	1	0	0	2	2																				
<b>Edgar Renteria, R</b> OBP: 0.281, SLG: 0.329 (1, 6)			2-1 F9		4-2 SH5-4 1B BB	0-1 1B		0-0 1B 3B	1-1 G4-3	4	2	2	1	1	0	0																				
<b>Mike Matheny, R</b> OBP: 0.310, SLG: 0.303 (1, 2)			2-2 HBP		0-0 P4	0-0 F8		0-2 3B 1B	0-0 G1-3	4	1	1	0	0	0	3																				
<b>Inning Stats</b>	R: 0 E: 0 K: 0 S: 10	H: 1 LOB: 2 BB: 1 P: 19	R: 0 E: 0 K: 1 S: 8	H: 0 LOB: 0 BB: 0 P: 14	R: 0 E: 0 K: 1 S: 7	H: 1 LOB: 2 BB: 1 P: 14	R: 2 E: 0 K: 1 S: 14	H: 2 LOB: 1 BB: 1 P: 23	R: 2 E: 0 K: 2 S: 14	H: 3 LOB: 1 BB: 0 P: 17	R: 0 E: 0 K: 2 S: 19	H: 4 LOB: 1 BB: 0 P: 22	R: 1 E: 0 K: 1 S: 7	H: 1 LOB: 0 BB: 0 P: 9	R: 1 E: 0 K: 0 S: 10	H: 2 LOB: 1 BB: 0 P: 13	1B: 10 2B: 3 3B: 1 HR: 2	SF: 0 SAC: 1 DP: 1 HBP: 2	WP: 0 PB: 0 SB: 0 CS: 0	PA: 47																
<b>PITCHER</b>	IP	WLS	BF	H	R	ER	SO	BB	IBB	HBP	BLK	WP	HR	S	P	ERA	WHIP	<b>PITCHER</b>		IP	WLS	BF	H	R	ER	SO	BB	IBB	HBP	BLK	WP	HR	S	P	ERA	WHIP
<b>Chris Reitsma, R</b> ERA: 4.27 39 Justin Atchley, L Chris Naching, R Hector Mercado, L Scott Sullivan, R ERA: 3.38 (1, 1)	5.0	26	4	1	0	0	1	1	0	0	0	0	0	9	18	0.00	3.000	<b>Danny Graves, R</b> ERA: 4.34 (9, 1)		1.0	5	2	1	1	0	0	0	0	0	0	10	13	9.00	2.000		

Cincinnati Reds @ St. Louis Cardinals  
 Busch Stadium, St. Louis, MO  
 Tue Jun 26 2001, 7:10 PM CDT  
 Att: 41,791 - Cloudy - 87 F

AB 40  
 R 9  
 H 15  
 RBI 9  
 BB 4  
 SO 8  
 LOB 23



Batter	1	2	3	4	5	6	7	8	9	AB	R	H	RBI	BB	SO	LOB	TOP								
Alex Ochoa, R (1,9) OBP: 0.354, SLG: 0.462										5	1	2	0	0	0	1									
Pokey Reese, R (1,4) OBP: 0.300, SLG: 0.372										4	0	0	0	0	0	4									
Ken Griffey Jr., L (1,8) OBP: 0.364, SLG: 0.456										3	1	0	0	1	2	1									
Sean Casey, L (1,3) OBP: 0.387, SLG: 0.526										4	0	2	1	0	0	1									
Aaron Boone, R (1,5) OBP: 0.330, SLG: 0.446										4	0	0	0	0	2	3									
Dmitri Young, S (1,7) OBP: 0.336, SLG: 0.438										3	0	1	1	1	0	0									
Jason LaRue, R (1,2) OBP: 0.309, SLG: 0.429										4	1	1	1	0	0	3									
Juan Castro, R (1,6) OBP: 0.243, SLG: 0.256										4	0	3	0	0	1	0									
59 Lance Davis, R (1,1)										2	0	0	0	0	1	1									
Michael Tucker, L (9, PH) OBP: 0.327, SLG: 0.433										1	0	0	0	0	0	1									
Danny Graves, R (9, 1) OBP: 0.333, SLG: 1.333										0	0	0	0	0	0	0									
<b>Inning Stats</b>	R: 1 E: 0 K: 2 S: 11	H: 2 LOB: 1 BB: 0 P: 17	R: 1 E: 0 K: 0 S: 14	H: 3 LOB: 2 BB: 0 P: 21	R: 0 E: 0 K: 0 S: 14	H: 1 LOB: 1 BB: 1 P: 26	R: 0 E: 0 K: 0 S: 6	H: 1 LOB: 0 BB: 0 P: 11	R: 0 E: 0 K: 1 S: 9	H: 0 LOB: 0 BB: 0 P: 13	R: 0 E: 0 K: 1 S: 8	H: 0 LOB: 0 BB: 0 P: 16	R: 0 E: 0 K: 1 S: 8	H: 0 LOB: 0 BB: 0 P: 10	R: 1 E: 0 K: 1 S: 13	H: 1 LOB: 1 BB: 1 P: 21	R: 0 E: 0 K: 0 S: 6	H: 1 LOB: 0 BB: 0 P: 7	1B: 4 2B: 3 3B: 1 HR: 1	SF: 0 SAC: 1 DP: 1 HBP: 0	WP: 0 PB: 0 SB: 0 CS: 0	PA: 37			
<b>PITCHER</b>	IP WLS BF H R ER SO BB IBB HBP BLK WP HR S P ERA WHIP	7.0 L 29 7 2 2 5 1 0 0 0 0 1 70 114 2.57 1.143	0.2 4 1 1 1 1 1 0 0 0 0 0 0 10 18 13.50 3.000	1.1 4 1 0 0 0 0 0 0 0 0 0 0 9 10 0.00 0.750																					

Cincinnati Reds @ St. Louis Cardinals  
 Busch Stadium, St. Louis, MO  
 Wed Jun 27 2001, 7:10 PM CDT  
 Att: 35,845 - Cloudy - 84 F

AB 34  
 R 3  
 H 9  
 RBI 3  
 BB 2  
 SO 6  
 LOB 15



Batter	1	2	3	4	5	6	7	8	9	AB	R	H	RBI	BB	SO	LOB	BOTTOM								
Edgar Renteria, R (1,6) OBP: 0.283, SLG: 0.327										1	0	0	0	1	0	2									
29 Stubby Clapp, L (3,4) OBP: 0.167, SLG: 0.333										2	0	0	0	0	0	0									
Placido Polanco, R (1,4) OBP: 0.371, SLG: 0.387										4	0	0	0	0	0	1									
15 Jim Edmonds, L (1,8) OBP: 0.399, SLG: 0.545										4	0	0	0	0	1	1									
Mark McGwire, R (1,3) OBP: 0.316, SLG: 0.459										4	0	0	0	0	2	1									
5 Albert Pujols, R (1,5) OBP: 0.421, SLG: 0.650										4	1	2	0	0	0	0									
Bobby Bonilla, S (1,9) OBP: 0.311, SLG: 0.359										3	0	1	0	0	0	1									
Ray Lankford, L (8,7) OBP: 0.355, SLG: 0.529										0	0	0	0	0	0	0									
Craig Paquette, R (1,7) OBP: 0.284, SLG: 0.429										3	0	0	0	0	1	3									
Mike Timlin, R (8,1)										0	0	0	0	0	0	0									
Mike Matheny, R (1,2) OBP: 0.310, SLG: 0.304										3	0	1	1	0	1	1									
Dustin Hermanson, R (1,1) OBP: 0.133, SLG: 0.138										1	0	0	0	0	0	0									
Steve Kline, S (8,1)										0	0	0	0	0	0	0									
Kerry Robinson, L (8,9) OBP: 0.355, SLG: 0.382										1	0	0	0	0	0	0									
<b>Inning Stats</b>	R: 0 E: 0 K: 2 S: 10	H: 0 LOB: 1 BB: 1 P: 20	R: 1 E: 0 K: 1 S: 17	H: 3 LOB: 2 BB: 0 P: 22	R: 0 E: 0 K: 1 S: 8	H: 0 LOB: 0 BB: 0 P: 11	R: 0 E: 0 K: 1 S: 10	H: 1 LOB: 1 BB: 0 P: 13	R: 0 E: 0 K: 0 S: 5	H: 0 LOB: 0 BB: 0 P: 9	R: 0 E: 0 K: 0 S: 6	H: 0 LOB: 0 BB: 0 P: 11	R: 0 E: 0 K: 0 S: 7	H: 0 LOB: 0 BB: 0 P: 10	R: 0 E: 0 K: 0 S: 6	H: 0 LOB: 0 BB: 0 P: 11	R: 0 E: 0 K: 0 S: 7	H: 0 LOB: 0 BB: 0 P: 11	1B: 3 2B: 1 3B: 0 HR: 0	SF: 0 SAC: 1 DP: 0 HBP: 0	WP: 1 PB: 0 SB: 0 CS: 0	PA: 32			
<b>PITCHER</b>	IP WLS BF H R ER SO BB IBB HBP BLK WP HR S P ERA WHIP	8.0 W 29 4 1 1 5 4 1 1 5 0 0 0 0 0 69 107 1.12 0.625	1.0 S 3 0 0 0 0 0 0 0 0 0 0 0 7 11 0.00 0.000																						

Cincinnati Reds @ St. Louis Cardinals  
 Busch Stadium, St. Louis, MO  
 Wed Jun 27 2001, 7:10 PM CDT  
 Att: 35,845 - Cloudy - 84 F

AB 30  
 R 1  
 H 4  
 RBI 1  
 BB 1  
 SO 5  
 LOB 10



Batter	1	2	3	4	5	6	7	8	9	AB	R	H	RBI	BB	SO	LOB	TOP					
<b>Eric Young Sr. R</b> OBP: 0.312, SLG: 0.389 (1,4)	G6-3		F7		L9			G6-3		4	0	0	0	0	0	0	<b>Chicago Cubs @ Cincinnati Reds</b> Cinergy Field, Cincinnati, OH Thu Jun 28 2001, 7:05 PM EDT Att: 25,417 - Cloudy - 84 F					
<b>Ricky Gutierrez R</b> OBP: 0.352, SLG: 0.419 (1,6)	G3		F9			G4-3		F9		4	0	0	0	0	0							
<b>Sammy Sosa R</b> OBP: 0.424, SLG: 0.667 (1,9)	K									4	0	3	0	0	1	0						
<b>Matt Stairs, L</b> OBP: 0.392, SLG: 0.503 (1,3)										3	0	0	0	1	1	3						
<b>Roosevelt Brown, L</b> OBP: 0.292, SLG: 0.250 (1,7)										4	0	0	0	0	1	2						
<b>Miguel Cairo R</b> OBP: 0.376, SLG: 0.329 (1,5)										3	1	1	0	1	0	1						
<b>Gary Matthews, S</b> OBP: 0.345, SLG: 0.397 (1,8)										2	1	1	2	2	1	1						
<b>Joe Girardi, R</b> OBP: 0.286, SLG: 0.292 (1,2)										3	0	0	0	1	1	1						
<b>Kevin Tapani R</b> OBP: 0.154, SLG: 0.136 (6,1)										2	0	0	0	0	1	3						
<b>Todd Van Poppel R</b> OBP: 0.226, SLG: 0.250 (7,PH)										0	0	0	0	0	0	0						
<b>Ron Cooper R</b> OBP: 0.331, SLG: 0.351 (7,PH)										1	0	0	0	0	0	1						
<b>Will Ohman, L</b> OBP: 0.331, SLG: 0.351 (7,PH)										0	0	0	0	0	0	0						
<b>Courtney Duncan, L</b> OBP: 0.331, SLG: 0.351 (7,PH)										0	0	0	0	0	0	0						
<b>Felix Heredia, L</b> OBP: 0.331, SLG: 0.351 (8,1)										0	0	0	0	0	0	0						
<b>Todd Dunwoody, L</b> OBP: 0.286, SLG: 0.292 (9,PH)										1	0	0	0	0	0	0						
<b>Inning Stats</b>	R: 0 E: 0 K: 1 S: 9	H: 0 LOB: 0 BB: 0 P: 14	R: 0 E: 0 K: 1 S: 13	H: 0 LOB: 3 BB: 3 P: 28	R: 0 E: 0 K: 0 S: 8	H: 1 LOB: 1 BB: 0 P: 14	R: 0 E: 0 K: 0 S: 8	H: 0 LOB: 0 BB: 1 P: 15	R: 0 E: 0 K: 1 S: 8	H: 0 LOB: 0 BB: 0 P: 12	R: 0 E: 0 K: 0 S: 9	H: 1 LOB: 1 BB: 0 P: 16	R: 0 E: 0 K: 1 S: 12	H: 0 LOB: 1 BB: 1 P: 22	R: 0 E: 0 K: 1 S: 17	H: 1 LOB: 1 BB: 0 P: 24	R: 2 E: 0 K: 1 S: 18	H: 2 LOB: 0 BB: 0 P: 27	1B: 3 2B: 1 3B: 0 HR: 1	SF: 0 SAC: 0 DP: 0 HBP: 0	WP: 0 PB: 0 SB: 0 CS: 1	PA: 37
<b>PITCHER</b>	IP	WLS	BF	H	R	ER	SO	BB	IBB	HBP	BLK	WP	HR	S	P	ERA	WHIP					
<b>Elmer Dessens, R</b> ERA: 4.26	(1,1)	6.0	W	24	2	0	3	5	0	0	0	0	0	57	105	0.00	1.167					
<b>39 Justin Atchley, L</b> ERA: 6.75	(7,1)	0.1	H	1	0	0	1	0	0	0	0	0	0	3	5	0.00	0.000					
<b>Mark Wohlers, R</b> ERA: 3.94	(7,1)	0.2	H	2	0	0	0	0	0	0	0	0	0	7	11	0.00	0.000					
<b>Scott Sullivan, R</b> ERA: 3.33	(8,1)	0.2	H	3	1	0	0	0	0	0	0	0	0	11	16	0.00	1.500					
<b>Hector Mercado, L</b> ERA: 3.59	(8,1)	1.0	H	5	2	2	2	0	0	0	0	0	1	21	31	18.00	2.000					

**Chicago Cubs @ Cincinnati Reds**  
Cinergy Field, Cincinnati, OH  
Thu Jun 28 2001, 7:05 PM EDT  
Att: 25,417 - Cloudy - 84 F

AB 31  
R 2  
H 5  
RBI 2  
BB 5  
SO 6  
LOB 12



Batter	1	2	3	4	5	6	7	8	9	AB	R	H	RBI	BB	SO	LOB	BOTTOM				
<b>Alex Ochoa R</b> OBP: 0.364, SLG: 0.481 (1,9)	CS		WP					E		5	2	5	1	0	0	0	<b>Chicago Cubs @ Cincinnati Reds</b> Cinergy Field, Cincinnati, OH Thu Jun 28 2001, 7:05 PM EDT Att: 25,417 - Cloudy - 84 F				
<b>Barry Larkin R</b> OBP: 0.373, SLG: 0.372 (1,6)										2	0	0	0	1	1	1					
<b>Juan Castro, R</b> OBP: 0.246, SLG: 0.260 (6,6)										2	1	1	0	0	1	1					
<b>Ken Griffey Jr., L</b> OBP: 0.304, SLG: 0.467 (1,8)										3	1	1	0	1	1	2					
<b>Kelly Stinnett, R</b> OBP: 0.343, SLG: 0.417 (8,2)										1	0	1	1	0	0	0					
<b>Sean Casey, L</b> OBP: 0.387, SLG: 0.524 (1,3)										5	1	2	1	0	1	5					
<b>Aaron Boone, R</b> OBP: 0.332, SLG: 0.450 (1,5)										5	0	2	1	0	0	2					
<b>Dmitri Young, S</b> OBP: 0.345, SLG: 0.447 (1,7)										4	0	4	0	1	0	0					
<b>Jason LaRue, R</b> OBP: 0.324, SLG: 0.422 (1,2)										3	0	0	0	0	3	4					
<b>Michael Tucker, L</b> OBP: 0.324, SLG: 0.431 (8,8)										1	0	0	1	0	1	3					
<b>Pokey Reese, R</b> OBP: 0.302, SLG: 0.367 (1,4)										3	0	0	0	2	1	4					
<b>Elmer Dessens, R</b> OBP: 0.154, SLG: 0.136 (6,1)										3	0	0	0	0	0	2					
<b>39 Justin Atchley, L</b> ERA: 6.75	(7,1)	0.1	H	1	0	0	1	0	0	0	0	0	0	0	0	0					
<b>Mark Wohlers, R</b> ERA: 3.94	(7,1)	0.2	H	2	0	0	0	0	0	0	0	0	0	0	0	0					
<b>Brady Clark, R</b> OBP: 0.304, SLG: 0.467 (1,8)										1	0	0	0	0	0	3					
<b>Scott Sullivan, R</b> ERA: 3.33	(8,1)	0.2	H	3	1	0	0	0	0	0	0	0	0	0	0	0					
<b>Hector Mercado, L</b> ERA: 3.59	(8,1)	1.0	H	5	2	2	2	0	0	0	0	0	0	0	0	0					
<b>Danny Graves, R</b> ERA: 4.19	(9,1)	0.1	H	1	0	0	0	0	0	0	0	0	0	0	0	0					
<b>Inning Stats</b>	R: 0 E: 0 K: 2 S: 9	H: 1 LOB: 2 BB: 1 P: 16	R: 0 E: 0 K: 2 S: 14	H: 1 LOB: 1 BB: 0 P: 22	R: 0 E: 0 K: 1 S: 11	H: 1 LOB: 2 BB: 1 P: 22	R: 0 E: 0 K: 1 S: 13	H: 1 LOB: 2 BB: 1 P: 24	R: 2 E: 0 K: 1 S: 12	H: 3 LOB: 3 BB: 1 P: 25	R: 0 E: 0 K: 1 S: 14	H: 1 LOB: 1 BB: 0 P: 20	R: 1 E: 0 K: 0 S: 17	H: 3 LOB: 3 BB: 1 P: 29	R: 2 E: 2 K: 1 S: 21	H: 5 LOB: 3 BB: 0 P: 34	1B: 13 2B: 3 3B: 0 HR: 1	SF: 1 SAC: 0 DP: 1 HBP: 0	WP: 1 PB: 0 SB: 2 CS: 1	PA: 44	
<b>PITCHER</b>	IP	WLS	BF	H	R	ER	SO	BB	IBB	HBP	BLK	WP	HR	S	P	ERA	WHIP				
<b>Kevin Tapani, R</b> ERA: 4.68	(1,1)	5.0	L	25	7	2	7	2	2	0	0	0	0	14	20	0.00	1.000				
<b>Todd Van Poppel, R</b> ERA: 3.49	(6,1)	1.0	4	1	0	0	1	0	0	0	0	0	0	8	13	27.00	9.000				
<b>Will Ohman, L</b> ERA: 3.38	(7,1)	0.1	4	3	1	1	0	0	0	0	0	0	0	17	29	27.00	6.000				
<b>Courtney Duncan, R</b> ERA: 3.34	(7,1)	0.2	6	3	2	2	0	1	0	0	0	0	0	13	21	0.00	2.000				
<b>Felix Heredia, L</b> ERA: 4.78	(8,1)	1.0	5	2	0	0	1	0	0	0	0	0	0	13	21	0.00	2.000				

**Chicago Cubs @ Cincinnati Reds**  
Cinergy Field, Cincinnati, OH  
Thu Jun 28 2001, 7:05 PM EDT  
Att: 25,417 - Cloudy - 84 F

AB 38  
R 5  
H 16  
RBI 5  
BB 5  
SO 9  
LOB 27









Batter	1	2	3	4	5	6	7	8	9	AB	R	H	RBI	BB	SO	LOB	TOP								
Corey Patterson, L (1, 8) OBP: 0.250, SLG: 0.143 Gary Matthews, S (8, 8) OBP: 0.346, SLG: 0.405										4	0	0	0	0	3	2									
Miguel Cairo, R (1, 4) OBP: 0.396, SLG: 0.357										4	0	2	1	0	0	0									
Sammy Sosa, R (1, 9) OBP: 0.420, SLG: 0.658										3	0	0	0	1	2	2									
Matt Stairs, L (1, 3) OBP: 0.392, SLG: 0.503										4	0	1	0	0	1	2									
Ron Coomer, R (1, 5) OBP: 0.294, SLG: 0.317 Aguie Ojeda, S (8, 4) OBP: 0.244, SLG: 0.263										4	0	0	0	0	1	1									
Ricky Gutierrez, R (1, 6) OBP: 0.353, SLG: 0.418										4	0	0	0	0	0	1									
Todd Dunwoody, L (1, 7) OBP: 0.286, SLG: 0.377										3	1	1	0	1	0	1									
Joe Girardi, R (1, 2) OBP: 0.291, SLG: 0.298										4	1	3	1	0	0	0									
Jon Lieber, L (1, 1) OBP: 0.179, SLG: 0.162 Jeff Fassero, L (6, 1) Kyle Farnsworth, R (8, 1) Roosevelt Brown, L (9, PH) Tom Gordon, R (9, 1)										1	0	0	0	0	0	2									
<b>Inning Stats</b>	R: 0 E: 0 K: 2 S: 10	H: 0 LOB: 0 BB: 0 P: 14	R: 0 E: 0 K: 0 S: 8	H: 1 LOB: 1 BB: 0 P: 12	R: 0 E: 0 K: 1 S: 8	H: 2 LOB: 2 BB: 0 P: 10	R: 0 E: 0 K: 0 S: 4	H: 0 LOB: 0 BB: 0 P: 6	R: 2 E: 0 K: 0 S: 9	H: 3 LOB: 2 BB: 1 P: 18	R: 0 E: 0 K: 2 S: 10	H: 1 LOB: 2 BB: 1 P: 16	R: 0 E: 0 K: 2 S: 9	H: 0 LOB: 0 BB: 0 P: 13	R: 0 E: 0 K: 2 S: 9	H: 0 LOB: 0 BB: 0 P: 12	R: 0 E: 0 K: 6 S: 6	H: 0 LOB: 0 BB: 0 P: 12	1B: 5 2B: 2 3B: 0 HR: 0	SF: 0 SAC: 2 DP: 0 HBP: 0	WP: 0 PB: 0 SB: 0 CS: 0	PA: 36			
<b>PITCHER</b>	IP	WLS	BF	H	R	ER	SO	BB	IBB	HBP	BLK	WP	HR	S	P	ERA	WHIP								
Chris Reitsma, R (1, 1) ERA: 4.2	6.0	L	27	7	2	2	3	1	1	0	0	0	0	49	76	3.00	1.333								
Scott Sullivan, R (7, 1) ERA: 3.53	2.0		6	0	0	0	4	0	0	0	0	0	0	18	25	0.00	0.000								
Danny Graves, R (9, 1) ERA: 4.08	1.0		3	0	0	0	0	0	0	0	0	0	0	6	12	0.00	0.000								

Chicago Cubs @ Cincinnati Reds  
Cinergy Field, Cincinnati, OH  
Sun Jul 01 2001, 1:15 PM EDT  
Att: 28,033 - Sunny - 78 F

AB 32  
R 2  
H 7  
RBI 2  
BB 2  
SO 7  
LOB 11



Batter	1	2	3	4	5	6	7	8	9	AB	R	H	RBI	BB	SO	LOB	BOTTOM								
Alex Ochoa, R (1, 9) OBP: 0.357, SLG: 0.471										5	0	1	0	0	1	4									
Dmitri Young, S (1, 7) OBP: 0.355, SLG: 0.465										5	0	1	0	0	0	2									
Ken Griffey Jr., L (1, 8) OBP: 0.370, SLG: 0.493										4	0	0	0	0	1	4									
Sean Casey, L (1, 3) OBP: 0.384, SLG: 0.511										4	0	0	0	0	0	3									
Aaron Boone, R (1, 5) OBP: 0.336, SLG: 0.447										4	1	2	0	0	0	1									
Bill Selby, L (1, 4) OBP: 0.269, SLG: 0.440										4	0	2	1	0	0	1									
Jason LaRue, R (1, 2) OBP: 0.293, SLG: 0.405										4	0	0	0	0	4	3									
Juan Castro, R (1, 6) OBP: 0.248, SLG: 0.255										3	0	0	0	1	1	2									
Chris Reitsma, R (1, 1) Michael Tucker, (5, PH) Scott Sullivan, R (7, 1) Danny Graves, R (9, 1) Brady Clark, R (9, PH) Pokey Reese, R (9, PH)										2	0	0	0	0	0	2									
<b>Inning Stats</b>	R: 0 E: 0 K: 0 S: 10	H: 1 LOB: 1 BB: 0 P: 14	R: 0 E: 0 K: 1 S: 6	H: 1 LOB: 1 BB: 0 P: 8	R: 0 E: 0 K: 1 S: 8	H: 1 LOB: 1 BB: 0 P: 13	R: 1 E: 1 K: 1 S: 17	H: 2 LOB: 3 BB: 1 P: 29	R: 0 E: 0 K: 2 S: 12	H: 1 LOB: 1 BB: 0 P: 15	R: 0 E: 1 K: 0 S: 8	H: 0 LOB: 1 BB: 0 P: 11	R: 0 E: 0 K: 1 S: 5	H: 0 LOB: 0 BB: 0 P: 7	R: 0 E: 0 K: 2 S: 15	H: 0 LOB: 1 BB: 1 P: 24	R: 0 E: 0 K: 6 S: 6	H: 0 LOB: 1 BB: 1 P: 24	1B: 4 2B: 2 3B: 0 HR: 0	SF: 0 SAC: 0 DP: 0 HBP: 0	WP: 0 PB: 0 SB: 0 CS: 0	PA: 38			
<b>PITCHER</b>	IP	WLS	BF	H	R	ER	SO	BB	IBB	HBP	BLK	WP	HR	S	P	ERA	WHIP								
Jon Lieber, R (1, 1) ERA: 3.14	5.2	W	26	6	1	1	4	0	1	0	0	0	0	11	15	0.00	0.000								
Jeff Fassero, L (6, 1) ERA: 2.69	1.1	H	5	0	0	0	1	0	0	0	0	0	0	5	7	0.00	0.000								
Kyle Farnsworth, R (8, 1) ERA: 3.38	1.0	H	3	0	0	0	1	0	0	0	0	0	0	5	7	0.00	0.000								
Tom Gordon, R (9, 1) ERA: 3.22	1.0	S	4	0	0	0	2	1	0	0	0	0	0	15	24	0.00	1.000								

Chicago Cubs @ Cincinnati Reds  
Cinergy Field, Cincinnati, OH  
Sun Jul 01 2001, 1:15 PM EDT  
Att: 28,033 - Sunny - 78 F

AB 36  
R 1  
H 6  
RBI 1  
BB 2  
SO 8  
LOB 23



Batter	1	2	3	4	5	6	7	8	9	AB	R	H	RBI	BB	SO	LOB	TOP		
Abraham Nunez, S OBP: 0.322, SLG: 0.333	G3	K	G1-3		G6-3		FC5-4 2 2B		G6-3	6	0	0	1	0	1	2			
2 Jack Wilson, R OBP: 0.296, SLG: 0.364	18 1B	18 1B	HR		G6-3		G1-3		2B	5	2	3	1	0	0	0			
18 Jason Kendall, R OBP: 0.339, SLG: 0.350	1B	2B	1B		1B		G6-3		P4	4	3	2	0	1	0	2			
Brian Giles, L OBP: 0.400, SLG: 0.619	2B	2B	1B		F5		1B		P6	5	1	3	1	0	0	2			
Aramis Ramirez, R OBP: 0.352, SLG: 0.510	2B	2B	HR		E5		F4			4	2	3	5	1	0	1			
Kevin Young, R OBP: 0.317, SLG: 0.401	F3		BB		K				K	3	1	0	0	2	2	5			
Derek Bell, R OBP: 0.277, SLG: 0.286	2B	L7			K				K	5	1	2	2	0	2	4			
Keith Osik, R OBP: 0.273, SLG: 0.286	BB				F9				K	3	0	0	0	2	1	0			
Jason Schmidt, R ERA: 7.79 Craig Wilson, R ERA: 3.86 Frankie Rodriguez, R ERA: 3.63 Jim Brower, R ERA: 3.94 Hector Mercado, L ERA: 3.24 Chris Nichting, R ERA: 3.24	L7		K		K		P6		F9	3	0	0	0	0	2	2			
<b>Inning Stats</b>	R: 4 E: 0 K: 0 S: 31	H: 5 LOB: 2 BB: 1 P: 50	R: 3 E: 0 K: 1 S: 18	H: 3 LOB: 1 BB: 1 P: 34	R: 0 E: 0 K: 1 S: 6	H: 0 LOB: 0 BB: 0 P: 9	R: 1 E: 0 K: 2 S: 12	H: 2 LOB: 2 BB: 1 P: 25	R: 0 E: 0 K: 1 S: 8	H: 1 LOB: 1 BB: 0 P: 8	R: 2 E: 0 K: 0 S: 22	H: 2 LOB: 2 BB: 2 P: 33	R: 0 E: 0 K: 2 S: 10	H: 0 LOB: 1 BB: 1 P: 20	R: 0 E: 0 K: 1 S: 9	H: 0 LOB: 0 BB: 0 P: 11	1B: 8 2B: 4 3B: 0 HR: 1	SF: 0 SAC: 0 DP: 0 HBP: 0	WP: 0 PA: 46 PB: 0 SB: 0 CS: 0
<b>PITCHER</b>	IP	WLS	BF	H	R	ER	SO	BB	IBB	HBP	BLK	WP	HR	S	P	ERA	WHIP		
59 Lance Davis, L ERA: 7.79	1.2	L	14	8	7	7	1	1	0	0	0	0	1	44	72	37.80	5.400		
39 Justin Atchley, L ERA: 5.63	1.0		3	0	0	0	1	0	0	0	0	0	0	23	46	3.86	1.714		
Frankie Rodriguez, R ERA: 3.86	2.1		11	2	1	1	3	2	0	0	0	0	0	15	20	0.00	0.500		
Jim Brower, R ERA: 3.63	2.0		7	1	0	0	1	0	0	0	0	0	0	22	33	18.00	4.000		
Hector Mercado, L ERA: 3.94	1.0		7	2	2	2	0	2	0	0	0	0	0	10	20	0.00	1.000		
Chris Nichting, R ERA: 3.24	1.0		4	0	0	0	2	1	0	0	0	0	0	10	20	0.00	1.000		

Pittsburgh Pirates @ Cincinnati Reds  
Cinergy Field, Cincinnati, OH  
Mon Jul 02 2001, 7:05 PM EDT  
Att: 22,397 - Sunny - 72 F

AB 40  
R 10  
H 13  
RBI 10  
BB 6  
SO 8  
LOB 21



Batter	1	2	3	4	5	6	7	8	9	AB	R	H	RBI	BB	SO	LOB	BOTTOM				
Alex Ochoa, R OBP: 0.352, SLG: 0.465	P4	L3		F8		K		G4-3		4	0	0	0	0	1	1					
Hector Mercado, L										0	0	0	0	0	0	0					
Juan Castro, R OBP: 0.247, SLG: 0.254										1	0	0	0	0	0	1					
Dmitri Young, S OBP: 0.355, SLG: 0.467	1B	P6		L7					F7	5	1	2	0	0	0	1					
Ken Griffey Jr., L OBP: 0.365, SLG: 0.472										3	1	0	0	1	3	1					
Chris Nichting, R										0	0	0	0	0	0	0					
39 Justin Atchley, L	1B								HBP	0	0	0	0	0	0	0					
Jason LaRue, R OBP: 0.297, SLG: 0.408	HBP								2B	1	1	1	0	0	0	0					
Sean Casey, L OBP: 0.384, SLG: 0.507	HBP	HBP		F7		F2		L8	2B	4	1	1	1	0	0	1					
Aaron Boone, R OBP: 0.342, SLG: 0.453	F9			1B					F9	4	1	2	0	1	0	4					
Bill Selby, L OBP: 0.296, SLG: 0.455										2	0	2	1	0	0	0					
Ruben Rivera, R OBP: 0.316, SLG: 0.416	HBP									2	0	1	2	0	1	2					
Kelly Stinnett, R OBP: 0.347, SLG: 0.465	HBP									4	0	0	1	0	3	4					
Pokey Reese, R OBP: 0.293, SLG: 0.352	K								F7	4	0	0	0	0	3	3					
59 Lance Davis, R										0	0	0	0	0	0	0					
Frankie Rodriguez, R										1	0	0	0	0	1	0					
Brady Clark, R OBP: 0.533										0	0	0	0	1	0	0					
Jim Brower, R OBP: 0.305, SLG: 0.400										0	0	0	0	0	0	0					
Michael Tucker, R OBP: 0.325, SLG: 0.421										2	0	1	0	0	0	0					
<b>Inning Stats</b>	R: 2 E: 0 K: 1 S: 14	H: 2 LOB: 3 BB: 1 P: 24	R: 0 E: 0 K: 1 S: 7	H: 0 LOB: 0 BB: 0 P: 9	R: 0 E: 0 K: 2 S: 19	H: 2 LOB: 2 BB: 0 P: 29	R: 0 E: 0 K: 1 S: 11	H: 0 LOB: 1 BB: 1 P: 22	R: 1 E: 0 K: 2 S: 12	H: 2 LOB: 1 BB: 0 P: 16	R: 0 E: 0 K: 2 S: 8	H: 0 LOB: 0 BB: 0 P: 10	R: 0 E: 0 K: 0 S: 11	H: 1 LOB: 2 BB: 1 P: 20	R: 0 E: 0 K: 0 S: 9	H: 1 LOB: 1 BB: 0 P: 12	R: 2 E: 0 K: 1 S: 12	H: 2 LOB: 1 BB: 0 P: 16	1B: 7 2B: 3 3B: 0 HR: 0	SF: 0 SAC: 0 DP: 0 HBP: 3	WP: 0 PA: 43 PB: 0 SB: 1 CS: 0
<b>PITCHER</b>	IP	WLS	BF	H	R	ER	SO	BB	IBB	HBP	BLK	WP	HR	S	P	ERA	WHIP				
Jason Schmidt, R ERA: 5.73	6.0	W	28	6	3	3	9	2	0	2	0	0	0	11	20	0.00	2.000				
Scott Sauerbeck, L ERA: 6.12	1.0		5	1	0	0	2	1	0	0	0	0	0	9	12	0.00	1.000				
Josias Manzanillo, R ERA: 3.98	1.0		4	1	0	0	0	0	0	0	0	0	0	12	16	18.00	2.000				
Omar Olivares, R ERA: 6.93	1.0		6	2	2	2	1	0	0	1	0	0	0	12	16	18.00	2.000				

Pittsburgh Pirates @ Cincinnati Reds  
Cinergy Field, Cincinnati, OH  
Mon Jul 02 2001, 7:05 PM EDT  
Att: 22,397 - Sunny - 72 F

AB 37  
R 5  
H 10  
RBI 5  
BB 3  
SO 12  
LOB 18



Batter	1	2	3	4	5	6	7	8	9	AB	R	H	RBI	BB	SO	LOB	TOP								
Abraham Nunez, S OBP: 0.318, SLG: 0.329	G3	G6-3			B1				G1-3	5	0	1	0	0	0	2	Pittsburgh Pirates @ Cincinnati Reds Cinergy Field, Cincinnati, OH Tue Jul 03 2001, 7:05 PM EDT Att: 21,724 - Cloudy - 72 F								
2 Jack Wilson, R OBP: 0.294, SLG: 0.357	K				K		F8	G5-3	5	0	1	0	0	2	2										
18 Jason Kendall, R OBP: 0.338, SLG: 0.349					K		P6		4	0	1	0	0	1	2										
Brian Giles, L OBP: 0.407, SLG: 0.636									3	2	3	1	1	0	0										
Aramis Ramirez, R OBP: 0.350, SLG: 0.507	FC6-4								4	0	1	0	0	0	3										
John Vander Wal, L OBP: 0.383, SLG: 0.488									2	1	1	2	0	1	1										
Adam Hyzdu, R OBP: 0.333, SLG: 1.111									0	0	0	0	0	0	0										
Rob Mackowiak, L OBP: 0.394, SLG: 0.500									0	0	0	0	1	0	0										
Kevin Young, R OBP: 0.312, SLG: 0.394									4	0	0	0	0	2	3										
Derek Bell, R OBP: 0.287, SLG: 0.288									2	0	1	0	2	0	1										
Todd Ritchie, R OBP: 0.206, SLG: 0.219									2	0	0	0	0	2	1										
Josias Manzanillo, R ERA: 3.09									0	0	0	0	0	0	0										
Scott Sauerbeck, R ERA: 3.9									0	0	0	0	0	0	0										
John Wehner, R OBP: 0.354, SLG: 0.231									0	0	0	0	0	0	0										
Mike Williams, R ERA: 3.42									0	0	0	0	0	0	0										
<b>Inning Stats</b>	R: 0 E: 0 K: 1 S: 12	H: 2 LOB: 2 BB: 0 P: 18	R: 1 E: 0 K: 1 S: 13	H: 1 LOB: 1 BB: 1 P: 21	R: 1 E: 1 K: 1 S: 15	H: 2 LOB: 1 BB: 0 P: 21	R: 0 E: 0 K: 2 S: 8	H: 1 LOB: 0 BB: 0 P: 11	R: 0 E: 0 K: 0 S: 7	H: 0 LOB: 0 BB: 0 P: 11	R: 1 E: 0 K: 0 S: 6	H: 2 LOB: 1 BB: 0 P: 9	R: 0 E: 0 K: 1 S: 11	H: 1 LOB: 1 BB: 0 P: 17	R: 0 E: 0 K: 0 S: 3	H: 0 LOB: 1 BB: 2 P: 15	R: 0 E: 0 K: 0 S: 6	H: 0 LOB: 1 BB: 1 P: 10	1B: 6 2B: 1 3B: 0 HR: 2	SF: 1 SAC: 2 DP: 2 HBP: 0	WP: 1 PB: 1 SB: 0 CS: 1	PA: 38			
<b>PITCHER</b>	IP	WLS	BF	H	R	ER	SO	BB	IBB	HBP	BLK	WP	HR	S	P	ERA	WHIP								
Elmer Dessens, R ERA: 4.28	6.0	L	26	8	3	3	7	1	0	0	0	0	2	61	91	4.50	1.500								
Chris Nichting, R ERA: 3.09	1.0		4	1	0	0	1	0	0	0	0	0	0	11	17	0.00	1.000								
Hector Mercado, L ERA: 3.9	0.1		2	0	0	0	0	1	0	0	0	0	0	2	9	0.00	3.000								
Scott Sullivan, R ERA: 3.42	1.2		6	0	0	0	0	1	1	0	0	0	0	7	16	0.00	0.600								

Batter	1	2	3	4	5	6	7	8	9	AB	R	H	RBI	BB	SO	LOB	BOTTOM								
Alex Ochoa, R OBP: 0.348, SLG: 0.459	E6		L4			F8		G5-3		4	0	0	0	0	1	Pittsburgh Pirates @ Cincinnati Reds Cinergy Field, Cincinnati, OH Tue Jul 03 2001, 7:05 PM EDT Att: 21,724 - Cloudy - 72 F									
Michael Tucker, L OBP: 0.321, SLG: 0.415	F8		G3			G4-3		K		3	0	0	0	0	2										
Ruben Rivera, R OBP: 0.314, SLG: 0.414										1	0	0	0	1	0										
Ken Griffey Jr., L OBP: 0.371, SLG: 0.467	P6					F9				3	1	1	0	1	0										
Sean Casey, L OBP: 0.386, SLG: 0.505	F7									3	1	1	0	1	0										
Dmitri Young, S OBP: 0.358, SLG: 0.468										4	0	2	0	0	2										
Bill Selby, L OBP: 0.294, SLG: 0.443										2	0	0	1	1	0										
Jason LaRue, R OBP: 0.291, SLG: 0.399										4	0	0	0	0	3										
Pokey Reese, R OBP: 0.289, SLG: 0.347										3	0	0	0	0	2										
Scott Sullivan, R ERA: 3.97										0	0	0	0	0	0										
Elmer Dessens, R ERA: 3.97										1	0	0	0	0	0										
Brady Clark, R OBP: 0.432, SLG: 0.548										1	0	1	0	0	0										
Chris Nichting, R ERA: 3.74										0	0	0	0	0	0										
Hector Mercado, L ERA: 3.09										0	0	0	0	0	0										
Juan Castro, R OBP: 0.245, SLG: 0.252										1	0	0	0	0	0										
<b>Inning Stats</b>	R: 0 E: 1 K: 0 S: 10	H: 0 LOB: 1 BB: 0 P: 14	R: 0 E: 0 K: 0 S: 9	H: 1 LOB: 1 BB: 0 P: 12	R: 0 E: 0 K: 0 S: 6	H: 0 LOB: 0 BB: 0 P: 6	R: 0 E: 0 K: 0 S: 6	H: 0 LOB: 0 BB: 1 P: 10	R: 0 E: 0 K: 0 S: 5	H: 0 LOB: 0 BB: 0 P: 7	R: 0 E: 0 K: 0 S: 14	H: 1 LOB: 1 BB: 0 P: 20	R: 1 E: 0 K: 0 S: 9	H: 1 LOB: 1 BB: 1 P: 16	R: 0 E: 0 K: 1 S: 11	H: 0 LOB: 0 BB: 0 P: 13	R: 1 E: 0 K: 0 S: 12	H: 2 LOB: 1 BB: 1 P: 20	1B: 5 2B: 0 3B: 0 HR: 0	SF: 1 SAC: 0 DP: 2 HBP: 0	WP: 0 PB: 0 SB: 0 CS: 0	PA: 34			
<b>PITCHER</b>	IP	WLS	BF	H	R	ER	SO	BB	IBB	HBP	BLK	WP	HR	S	P	ERA	WHIP								
Todd Ritchie, R ERA: 3.97	6.1	W	24	3	1	1	0	2	0	0	0	0	0	55	79	1.42	0.789								
Josias Manzanillo, R ERA: 3.74	1.1	H	4	0	0	0	0	0	0	0	0	0	0	12	15	0.00	0.000								
Scott Sauerbeck, L ERA: 3.09	0.1	H	1	0	0	0	1	0	0	0	0	0	0	3	4	0.00	0.000								
Mike Williams, R ERA: 3.97	1.0	S	5	2	1	1	0	1	0	0	0	0	0	12	20	9.00	3.000								

Pittsburgh Pirates @ Cincinnati Reds  
 Cinergy Field, Cincinnati, OH  
 Tue Jul 03 2001, 7:05 PM EDT  
 Att: 21,724 - Cloudy - 72 F

AB 31  
 R 3  
 H 9  
 RBI 3  
 BB 4  
 SO 8  
 LOB 15



Pittsburgh Pirates @ Cincinnati Reds  
 Cinergy Field, Cincinnati, OH  
 Tue Jul 03 2001, 7:05 PM EDT  
 Att: 21,724 - Cloudy - 72 F

AB 30  
 R 2  
 H 5  
 RBI 1  
 BB 3  
 SO 1  
 LOB 15





Batter	1	2	3	4	5	6	7	8	9	AB	R	H	RBI	BB	SO	LOB	TOP										
Abraham Nunez, S OBP: 0.324, SLG: 0.331	G3		F8			F8	K			4	1	1	0	0	1	2	Pittsburgh Pirates @ Cincinnati Reds Cinergy Field, Cincinnati, OH Thu Jul 05 2001, 12:35 PM EDT Att: 24,128 - Sunny - 82 F										
2 Jack Wilson, R OBP: 0.297, SLG: 0.369	G6-3		F7			G5-3		K		4	0	0	0	0	1	1											
18 Jason Kendall, R OBP: 0.338, SLG: 0.349	1B					F9		G6-3		4	0	2	1	0	0	0											
Brian Giles, L OBP: 0.414, SLG: 0.654	S					L5		F7		4	0	1	0	0	0	1											
Aramis Ramirez, R OBP: 0.355, SLG: 0.516	K					F9				4	0	1	0	0	1	3											
John Vander Wal, L OBP: 0.397, SLG: 0.484						G1-3				4	0	2	0	0	0	1											
Kevin Young, R OBP: 0.311, SLG: 0.396	G6-4-3					F3				4	0	1	0	0	0	1											
Adam Hyzdu, R OBP: 0.353, SLG: 1.118	F9					F9		FC6-2		3	0	0	0	0	0	2											
Dave Williams, L (7, PH)										2	0	0	0	0	1	0											
Rob Mackowiak, L OBP: 0.370, SLG: 0.466										1	0	0	0	0	0	2											
Damaso Marte, L (7, 1)										0	0	0	0	0	0	0											
Omar Olivares, R OBP: 0.250, SLG: 0.458										0	0	0	0	0	0	0											
<b>Inning Stats</b>	R: 0 E: 0 K: 1 S: 11	H: 2 LOB: 2 BB: 0 P: 20	R: 0 E: 0 K: 0 S: 12	H: 1 LOB: 0 BB: 0 P: 17	R: 0 E: 0 K: 0 S: 7	H: 0 LOB: 0 BB: 0 P: 9	R: 0 E: 0 K: 0 S: 11	H: 1 LOB: 1 BB: 0 P: 15	R: 0 E: 0 K: 1 S: 9	H: 0 LOB: 0 BB: 0 P: 13	R: 1 E: 0 K: 0 S: 8	H: 2 LOB: 1 BB: 0 P: 13	R: 0 E: 0 K: 1 S: 16	H: 2 LOB: 0 BB: 0 P: 19	R: 0 E: 0 K: 0 S: 7	H: 0 LOB: 0 BB: 0 P: 10	R: 0 E: 0 K: 0 S: 10	H: 0 LOB: 0 BB: 0 P: 12	1B: 6 2B: 2 3B: 0 HR: 0	SF: 0 SAC: 0 DP: 1 HBP: 0	WP: 0 PB: 0 SB: 1 CS: 0	PA: 34					
<b>PITCHER</b>	IP	WLS	BF	H	R	ER	SO	BB	IBB	HBP	BLK	WP	HR	S	P	ERA	WHIP										
Jose Acevedo, R ERA: 5.57	6.0	W	25	8	1	1	2	0	0	0	0	0	0	64	95	1.50	1.333										
Scott Sullivan, R ERA: 3.35	1.0	H	3	0	0	0	1	0	0	0	0	0	0	10	11	0.00	0.000										
Danny Graves, R ERA: 3.89	2.0		6	0	0	0	1	0	0	0	0	0	0	17	22	0.00	0.000										

AB	34
R	1
H	8
RBI	1
BB	0
SO	4
LOB	13



Batter	1	2	3	4	5	6	7	8	9	AB	R	H	RBI	BB	SO	LOB	BOTTOM										
Brady Clark, R OBP: 0.432, SLG: 0.676	F9		F9			F8				4	1	1	3	0	0	1	Pittsburgh Pirates @ Cincinnati Reds Cinergy Field, Cincinnati, OH Thu Jul 05 2001, 12:35 PM EDT Att: 24,128 - Sunny - 82 F										
Wilton Guerrero, S OBP: 0.111, SLG: 0.111	F6					F9		G4-3		4	1	1	0	0	0	0											
Alex Ochoa, R OBP: 0.346, SLG: 0.450	F9					K		G4-3		3	0	0	0	1	1	0											
Ken Griffey Jr., L OBP: 0.355, SLG: 0.449	G6-3					SF9		F8		3	0	0	1	0	0	0											
Dmitri Young, S OBP: 0.358, SLG: 0.463	F7					P4		G4-3		3	1	0	0	1	0	0											
Aaron Boone, R OBP: 0.345, SLG: 0.481	G5-3					HR		G1-3		3	2	2	3	0	0	0											
Pokey Reese, R OBP: 0.293, SLG: 0.347						HR		G4-3		2	0	0	0	1	0	0											
Kelly Stinnett, R OBP: 0.344, SLG: 0.463						L9		G5-3		3	1	2	0	0	1	1											
Jose Acevedo, R OBP: 0.250, SLG: 0.250						B1-4		G5-3		2	0	0	0	0	0	0											
Scott Sullivan, R (7, 1)						BB				0	0	0	0	0	0	0											
Ruben Rivera, R OBP: 0.317, SLG: 0.413						K		G1-3		1	1	1	0	0	0	0											
Danny Graves, R OBP: 0.333, SLG: 1.333						HR		G1-3		0	0	0	0	0	0	0											
<b>Inning Stats</b>	R: 0 E: 0 K: 0 S: 4	H: 0 LOB: 0 BB: 0 P: 5	R: 0 E: 0 K: 0 S: 5	H: 0 LOB: 0 BB: 0 P: 10	R: 0 E: 0 K: 0 S: 9	H: 1 LOB: 1 BB: 0 P: 14	R: 1 E: 0 K: 0 S: 9	H: 1 LOB: 0 BB: 1 P: 17	R: 1 E: 0 K: 1 S: 8	H: 1 LOB: 0 BB: 1 P: 16	R: 0 E: 0 K: 1 S: 11	H: 0 LOB: 0 BB: 0 P: 15	R: 5 E: 0 K: 0 S: 21	H: 4 LOB: 0 BB: 1 P: 38	R: 0 E: 0 K: 0 S: 10	H: 0 LOB: 0 BB: 0 P: 16	1B: 3 2B: 2 3B: 0 HR: 3	SF: 1 SAC: 0 DP: 1 HBP: 0	WP: 0 PB: 0 SB: 1 CS: 1	PA: 32							
<b>PITCHER</b>	IP	WLS	BF	H	R	ER	SO	BB	IBB	HBP	BLK	WP	HR	S	P	ERA	WHIP										
Dave Williams, L ERA: 3.58	6.0	L	21	3	2	1	2	2	0	0	0	0	0	46	77	1.50	0.833										
Damaso Marte, L ERA: 4.05	0.2		5	2	3	3	0	1	0	0	0	0	1	13	22	40.50	4.500										
Omar Olivares, R ERA: 7.04	1.1		6	2	2	2	0	0	0	0	0	0	1	18	32	13.50	1.500										

AB	28
R	7
H	7
RBI	7
BB	3
SO	2
LOB	4



Batter	1	2	3	4	5	6	7	8	9	AB	R	H	RBI	BB	SO	LOB	TOP											
<b>Brady Clark, R</b> (1, 8) OBP: 0.438, SLG: 0.650										3	0	1	0	1	0	1	<b>Cincinnati Reds @ Minnesota Twins</b> Hubert H. Humphrey Metrodome, Minneapolis, MN Fri Jul 06 2001, 8:05 PM EDT Att: 35,034 - Dome - 72 F											
<b>Bill Selby, L</b> (9, PH) OBP: 0.287, SLG: 0.432										1	0	0	0	0	0													
<b>Alex Ochoa, R</b> (1, 9) OBP: 0.345, SLG: 0.446										3	0	0	0	1	2													
<b>Ken Griffey Jr., L</b> (1, 10) OBP: 0.351, SLG: 0.432										3	1	0	0	0	1													
<b>Dmitri Young, S</b> (1, 7) OBP: 0.363, SLG: 0.478										4	2	3	1	0	0													
<b>Sean Casey, L</b> (1, 3) OBP: 0.389, SLG: 0.508										4	1	2	1	0	1													
<b>Aaron Boone, R</b> (1, 5) OBP: 0.347, SLG: 0.484										3	0	1	1	1	0													
<b>Jason LaRue, R</b> (1, 2) OBP: 0.295, SLG: 0.392										3	0	0	1	0	2													
<b>Wilton Guerrero, S</b> (1, 4) OBP: 0.154, SLG: 0.154										4	0	1	0	0	0													
<b>Pokey Reese, R</b> (1, 6) OBP: 0.290, SLG: 0.343										3	0	0	0	0	1													
<b>Michael Tucker, L</b> (9, PH) OBP: 0.318, SLG: 0.411										1	0	0	0	0	0													
<b>Inning Stats</b>	R: 0 E: 0 K: 1 S: 18	H: 1 LOB: 2 BB: 1 P: 24	R: 0 E: 0 K: 0 S: 5	H: 0 LOB: 0 BB: 0 P: 6	R: 0 E: 0 K: 0 S: 6	H: 1 LOB: 0 BB: 0 P: 9	R: 1 E: 0 K: 0 S: 12	H: 2 LOB: 1 BB: 0 P: 15	R: 0 E: 0 K: 0 S: 5	H: 1 LOB: 0 BB: 0 P: 9	R: 3 E: 0 K: 0 S: 11	H: 3 LOB: 1 BB: 0 P: 19	R: 0 E: 0 K: 1 S: 8	H: 0 LOB: 1 BB: 1 P: 16	R: 0 E: 0 K: 1 S: 8	H: 0 LOB: 1 BB: 1 P: 15	R: 0 E: 0 K: 0 S: 9	H: 0 LOB: 0 BB: 0 P: 11	1B: 5 2B: 2 3B: 0 HR: 1	SF: 1 SAC: 0 DP: 2 HBP: 1	WP: 0 PB: 0 CS: 0	PA: 37						
<b>PITCHER</b>	IP	WLS	BF	H	R	ER	SO	BB	IBB	HBP	BLK	WP	HR	S	P	ERA	WHIP											
<b>Johan Santana, L</b> (1, 1) ERA: 4.64	5.1		24	8	4	4	1	1	0	1	0	0	0	1	54	76	6.75	1.688										
<b>Hector Carrasco, R</b> (6, 1) ERA: 6.23	1.1	W	5	0	0	0	2	1	0	0	0	0	0	10	19	0.00	0.750											
<b>Eddie Guardado, L</b> (7, 1) ERA: 3.82	1.1	S	5	0	0	0	1	1	0	0	0	0	0	9	18	0.00	0.750											
<b>LaTroy Hawkins, R</b> (9, 1) ERA: 3.58	1.0		3	0	0	0	0	0	0	0	0	0	0	9	11	0.00	0.000											

AB	32
R	4
H	8
RBI	4
BB	3
SO	4
LOB	12



Batter	1	2	3	4	5	6	7	8	9	AB	R	H	RBI	BB	SO	LOB	BOTTOM										
<b>Matt Lawton, L</b> (1, 9) OBP: 0.422, SLG: 0.481										5	2	2	1	0	1	1	<b>Cincinnati Reds @ Minnesota Twins</b> Hubert H. Humphrey Metrodome, Minneapolis, MN Fri Jul 06 2001, 8:05 PM EDT Att: 35,034 - Dome - 72 F										
<b>Cristian Guzman, S</b> (1, 6) OBP: 0.343, SLG: 0.501										4	0	1	0	0	1												
<b>Doug Mientkiewicz, L</b> (1, 3) OBP: 0.382, SLG: 0.593										3	0	2	1	0	0												
<b>Corey Koskie, L</b> (1, 5) OBP: 0.358, SLG: 0.460										1	1	0	0	2	1												
<b>Chad Allen, R</b> (1, 10) OBP: 0.374, SLG: 0.442										3	0	1	0	1	0												
<b>A.J. Pierzynski, L</b> (1, 2) OBP: 0.330, SLG: 0.440										4	1	2	0	0	4												
<b>Tori Hunter, R</b> (1, 8) OBP: 0.279, SLG: 0.439										4	1	2	1	0	1												
<b>Jacque Jones, L</b> (1, 7) OBP: 0.308, SLG: 0.379										4	0	2	2	0	3												
<b>Luis Rivas, R</b> (1, 4) OBP: 0.308, SLG: 0.351										3	0	0	0	0	1												
<b>Inning Stats</b>	R: 0 E: 0 K: 1 S: 11	H: 1 LOB: 1 BB: 0 P: 15	R: 1 E: 0 K: 0 S: 13	H: 2 LOB: 0 BB: 0 P: 23	R: 1 E: 0 K: 0 S: 10	H: 1 LOB: 0 BB: 1 P: 17	R: 0 E: 0 K: 1 S: 11	H: 1 LOB: 1 BB: 1 P: 20	R: 0 E: 0 K: 0 S: 9	H: 1 LOB: 1 BB: 0 P: 12	R: 1 E: 0 K: 0 S: 9	H: 1 LOB: 1 BB: 0 P: 14	R: 1 E: 0 K: 0 S: 11	H: 3 LOB: 3 BB: 1 P: 17	R: 1 E: 0 K: 2 S: 11	H: 2 LOB: 1 BB: 0 P: 20	1B: 4 2B: 5 3B: 2 HR: 1	SF: 1 SAC: 2 DP: 0 HBP: 1	WP: 0 PB: 0 CS: 1	PA: 39							
<b>PITCHER</b>	IP	WLS	BF	H	R	ER	SO	BB	IBB	HBP	BLK	WP	HR	S	P	ERA	WHIP										
<b>Chris Reitsma, R</b> (1, 1) ERA: 4.2	6.1		27	7	3	3	2	2	0	1	0	0	0	64	103	4.26	1.421										
<b>39 Justin Atchley, L</b> (7, 1) ERA: 6.49	0.1	B	4	2	1	1	0	1	0	0	0	0	1	6	11	27.00	9.000										
<b>Chris Nething, R</b> (7, 1) ERA: 3.26	0.2	L	5	3	1	1	0	0	0	0	0	0	0	9	14	13.50	4.500										
<b>Hector Mercado, L</b> (8, 1) ERA: 3.82	0.2		2	0	0	0	2	0	0	0	0	0	0	6	10	0.00	0.000										

AB	31
R	5
H	12
RBI	5
BB	3
SO	4
LOB	16



Batter	1	2	3	4	5	6	7	8	9	AB	R	H	RBI	BB	SO	LOB	TOP								
<b>Michael Tucker, L</b> OBP: 0.316, SLG: 0.406										5	1	1	0	0	1	2	<b>Cincinnati Reds @ Minnesota Twins</b> Hubert H. Humphrey Metrodome, Minneapolis, MN Sat Jul 07 2001, 7:05 PM EDT Att: 33,147 - Dome - 72 F								
<b>Bill Selby, L</b> OBP: 0.289, SLG: 0.429										3	0	1	0	0	0	2									
<b>Juan Castro, R</b> OBP: 0.237, SLG: 0.243										1	0	0	0	0	1	0									
<b>Brady Clark, R</b> OBP: 0.429, SLG: 0.634										1	0	0	0	0	0	0									
<b>Ken Griffey Jr., L</b> OBP: 0.353, SLG: 0.424										4	1	1	0	1	1	2									
<b>Wilton Guerrero, S</b> OBP: 0.154, SLG: 0.154										0	0	0	0	0	0	0									
<b>Dmitri Young, S</b> OBP: 0.367, SLG: 0.481										4	2	2	0	1	1	1									
<b>Sean Casey, L</b> OBP: 0.390, SLG: 0.510										3	0	1	2	0	0	1									
<b>Aaron Boone, R</b> OBP: 0.350, SLG: 0.488										4	1	2	2	0	1	1									
<b>Ruben Rivera, R</b> OBP: 0.321, SLG: 0.429										3	1	1	2	0	0	3									
<b>Kelly Stinnett, R</b> OBP: 0.335, SLG: 0.450										4	0	0	0	0	2	2									
<b>Pokey Reese, R</b> OBP: 0.289, SLG: 0.341										4	0	1	0	0	1	1									
<b>Inning Stats</b>	R: 2 E: 0 K: 0 S: 16	H: 2 LOB: 2 BB: 1 P: 26	R: 0 E: 0 K: 0 S: 11	H: 1 LOB: 1 BB: 0 P: 19	R: 2 E: 1 K: 2 S: 15	H: 2 LOB: 1 BB: 1 P: 24	R: 0 E: 0 K: 1 S: 9	H: 1 LOB: 0 BB: 0 P: 14	R: 0 E: 0 K: 0 S: 5	H: 0 LOB: 0 BB: 0 P: 7	R: 0 E: 0 K: 2 S: 7	H: 0 LOB: 1 BB: 0 P: 10	R: 0 E: 0 K: 12 S: 12	H: 1 LOB: 1 BB: 0 P: 16	R: 2 E: 0 K: 0 S: 7	H: 2 LOB: 0 BB: 0 P: 10	R: 0 E: 0 K: 1 S: 11	H: 1 LOB: 1 BB: 0 P: 17	1B: 6 2B: 4 3B: 0 HR: 1	SF: 0 SAC: 0 DP: 1 HBP: 2	WP: 0 PB: 0 SB: 1 CS: 1	PA: 40			
<b>PITCHER</b>	IP	WLS	BF	H	R	ER	SO	BB	IBB	HBP	BLK	WP	HR	S	P	ERA	WHIP								
<b>Kyle Lohse, R</b> ERA: 4.74	6.0		28	6	4	4	5	2	0	2	0	0	0	63	100	6.00	1.333								
<b>Eddie Guardado, L</b> ERA: 3.71	1.0	H	4	1	0	0	2	0	0	0	0	0	0	12	16	0.00	1.000								
<b>Bob Wells, R</b> ERA: 4.7	1.0	W	5	2	2	2	0	0	0	0	0	0	1	7	10	18.00	2.000								
<b>LaTroy Hawkins, R</b> ERA: 3.48	1.0	S	3	1	0	0	1	0	0	0	0	0	0	11	17	0.00	1.000								

Batter	1	2	3	4	5	6	7	8	9	AB	R	H	RBI	BB	SO	LOB	BOTTOM								
<b>Luis Rivas, R</b> OBP: 0.307, SLG: 0.349										4	1	1	0	0	1	2	<b>Cincinnati Reds @ Minnesota Twins</b> Hubert H. Humphrey Metrodome, Minneapolis, MN Sat Jul 07 2001, 7:05 PM EDT Att: 33,147 - Dome - 72 F								
<b>Cristian Guzman, S</b> OBP: 0.344, SLG: 0.507										4	1	2	0	0	0	2									
<b>Matt Lawton, L</b> OBP: 0.420, SLG: 0.478										4	1	1	2	0	0	3									
<b>Torii Hunter, R</b> OBP: 0.282, SLG: 0.454										4	2	2	2	0	2	0									
<b>Doug Mientkiewicz, L</b> OBP: 0.380, SLG: 0.500										4	0	1	1	0	1	0									
<b>Denny Hocking, S</b> OBP: 0.329, SLG: 0.379										4	1	2	0	0	0	0									
<b>Casey Blake, R</b> OBP: 0.357, SLG: 0.333										1	1	1	0	2	0	0									
<b>Jacque Jones, L</b> OBP: 0.308, SLG: 0.379										0	0	0	0	0	0	0									
<b>Tom Prince, R</b> OBP: 0.293, SLG: 0.350										3	0	1	0	0	0	3									
<b>A.J. Pierzynski, L</b> OBP: 0.329, SLG: 0.440										0	0	0	1	0	0	0									
<b>Quinton McCracken, S</b> OBP: 0.315, SLG: 0.380										4	0	1	1	0	1	0									
<b>Inning Stats</b>	R: 0 E: 0 K: 0 S: 7	H: 1 LOB: 0 BB: 0 P: 10	R: 1 E: 0 K: 0 S: 13	H: 2 LOB: 1 BB: 1 P: 25	R: 4 E: 0 K: 1 S: 19	H: 4 LOB: 0 BB: 0 P: 31	R: 0 E: 0 K: 1 S: 11	H: 3 LOB: 2 BB: 0 P: 16	R: 0 E: 0 K: 0 S: 10	H: 0 LOB: 0 BB: 0 P: 13	R: 0 E: 0 K: 1 S: 8	H: 0 LOB: 0 BB: 0 P: 13	R: 1 E: 0 K: 1 S: 8	H: 1 LOB: 0 BB: 0 P: 9	1B: 6 2B: 5 3B: 0 HR: 1	SF: 1 SAC: 1 DP: 0 HBP: 0	WP: 0 PB: 0 SB: 0 CS: 0	PA: 36							
<b>PITCHER</b>	IP	WLS	BF	H	R	ER	SO	BB	IBB	HBP	BLK	WP	HR	S	P	ERA	WHIP								
<b>59 Lance Davis, L</b> ERA: 9.3	3.0		17	9	6	6	1	1	0	0	0	0	0	44	72	18.00	3.333								
<b>Jim Brower, R</b> ERA: 3.62	4.1	L	17	3	1	1	3	1	0	0	0	0	0	43	69	2.08	0.923								
<b>Hector Mercado, L</b> ERA: 3.73	0.2		2	0	0	0	1	0	0	0	0	0	0	4	4	0.00	0.000								

AB	36
R	6
H	10
RBI	6
BB	2
SO	8
LOB	15



Batter	1	2	3	4	5	6	7	8	9	AB	R	H	RBI	BB	SO	LOB	TOP			
Alex Ochoa, R OBP: 0.341, SLG: 0.440 (1, 9)	G5-3		P4			L6			G5-3	4	0	0	0	0	0	1				
Bill Selby, L OBP: 0.277, SLG: 0.409 (1, 4)	G3-1		FC3-6			L1			F8	4	0	0	0	0	0	1				
Ken Griffey Jr., L OBP: 0.343, SLG: 0.409 (1, 8)	G1-3			G4-1		L4				3	0	0	0	0	0	0				
Dmitri Young, S OBP: 0.367, SLG: 0.480 (1, 3)		G1-6-3 1B		K		L7				3	0	1	0	0	1	0				
Sean Casey, L OBP: 0.387, SLG: 0.505 (1, 10)	G1-6-3			G3		G4-3				3	0	0	0	0	0	1				
Aaron Boone, R OBP: 0.346, SLG: 0.482 (1, 5)		K			G4-3					3	0	0	0	0	2	0				
Ruben Rivera, R OBP: 0.316, SLG: 0.422 (1, 7)			L5		P3				K	3	0	0	0	0	1	0				
Jason LaRue, R OBP: 0.286, SLG: 0.408 (1, 2)						K			P3	3	1	1	1	0	1	0				
Pokey Reese, R OBP: 0.290, SLG: 0.341 (1, 6)									F9	3	0	1	0	0	0	0				
<b>Inning Stats</b>	R: 0 H: 0 E: 0 K: 0 S: 7	H: 0 LOB: 0 BB: 0 P: 9	R: 0 H: 1 E: 0 K: 1 S: 9	LOB: 0 BB: 0 P: 10	R: 1 H: 2 E: 0 K: 0 S: 13	LOB: 1 BB: 0 P: 15	R: 0 H: 0 E: 0 K: 1 S: 8	H: 0 LOB: 0 BB: 0 P: 11	R: 0 H: 0 E: 0 K: 1 S: 7	H: 0 LOB: 0 BB: 0 P: 9	R: 0 H: 0 E: 0 K: 0 S: 8	H: 0 LOB: 0 BB: 0 P: 8	R: 0 H: 0 E: 0 K: 2 S: 7	H: 0 LOB: 0 BB: 0 P: 10	R: 0 H: 0 E: 0 K: 0 S: 9	H: 0 LOB: 0 BB: 0 P: 14	1B: 2 2B: 0 3B: 0 HR: 1	SF: 0 SAC: 0 DP: 1 HBP: 0	WP: 0 PB: 0 CS: 0	PA: 29
<b>PITCHER</b> Brad Radke, R ERA: 3.58 (1, 1)	IP: 9.0 WLS: W BF: 29 H: 3 R: 1 ER: 1 SO: 5 BB: 0 IBB: 0 HBP: 0 BLK: 0 WP: 0 HR: 1 S: 74 P: 96 ERA: 1.00 WHIP: 0.333															<b>PITCHER</b>				

Cincinnati Reds @ Minnesota Twins  
Hubert H. Humphrey Metrodome, Minneapolis, MN

AB 29  
R 1  
H 3  
RBI 1  
BB 0  
SO 5  
LOB 3



WP: 0 PA: 29  
PB: 0  
CS: 0

Batter	1	2	3	4	5	6	7	8	9	AB	R	H	RBI	BB	SO	LOB	BOTTOM			
Matt Lawton, L OBP: 0.426, SLG: 0.492 (1, 9)	1B WP SF8	1B		HR		FC6-2 1B		F8		5	3	4	1	0	0	0				
Cristian Guzman, S OBP: 0.346, SLG: 0.507 (1, 6)	S 2B	1B		G4-3		FC6-2 1B				4	1	2	0	0	0	2				
Doug Mientkiewicz, L OBP: 0.382, SLG: 0.562 (1, 3)	SF8	G4-3			G4-3 2B	FC4-6 1B				3	1	2	2	0	0	2				
Corey Koskie, L OBP: 0.354, SLG: 0.454 (1, 5)	K		G6-3		G4-3	FC4-6				4	0	0	0	0	1	4				
Tori Hunter, R OBP: 0.288, SLG: 0.469 (1, 8)	1B 2H	2B	1B 2B		1B 2B		G6-3			4	2	3	2	0	0	0				
A.J. Pierzynski, L OBP: 0.336, SLG: 0.445 (1, 2)			CS		G6-4-3 1B		F9			4	0	3	2	0	0	0				
Quinton McCracken, S OBP: 0.293, SLG: 0.352 (1, 10)			F8		G6-4-3		G3-1			4	0	0	0	0	1	4				
Jacque Jones, L OBP: 0.304, SLG: 0.373 (1, 7)		G6-3		K		G1-3		F7		4	0	0	0	0	1	0				
Luis Rivas, R OBP: 0.306, SLG: 0.348 (1, 4)		G6-3		G6-3		1B FC6-2		F8		4	0	1	0	0	0	0				
<b>Inning Stats</b>	R: 2 H: 4 E: 0 K: 2 S: 18	H: 2 LOB: 2 BB: 0 P: 19	R: 0 H: 2 E: 0 K: 0 S: 15	LOB: 2 BB: 0 P: 19	R: 1 H: 2 E: 0 K: 0 S: 8	LOB: 0 BB: 0 P: 14	R: 1 H: 1 E: 0 K: 1 S: 13	H: 1 LOB: 0 BB: 0 P: 20	R: 2 H: 3 E: 0 K: 0 S: 11	H: 3 LOB: 0 BB: 0 P: 17	R: 1 H: 3 E: 0 K: 0 S: 14	H: 3 LOB: 2 BB: 0 P: 21	R: 0 H: 0 E: 0 K: 0 S: 7	H: 0 LOB: 0 BB: 0 P: 9	R: 0 H: 0 E: 0 K: 0 S: 8	H: 0 LOB: 0 BB: 0 P: 12	1B: 11 2B: 3 3B: 0 HR: 1	SF: 1 SAC: 0 DP: 1 HBP: 0	WP: 1 PB: 0 SB: 1 CS: 1	PA: 37
<b>PITCHER</b> Elmer Dessens, R ERA: 4.58 (1, 1)	IP: 5.0 WLS: L BF: 25 H: 12 R: 6 ER: 6 SO: 3 BB: 0 IBB: 0 HBP: 0 BLK: 0 WP: 0 HR: 1 S: 65 P: 99 ERA: 10.80 WHIP: 2.400															<b>PITCHER</b>				
Danny Graves, R ERA: 4.01 (6, 1)	IP: 1.0 WLS: L BF: 6 H: 3 R: 1 ER: 1 SO: 0 BB: 0 IBB: 0 HBP: 0 BLK: 0 WP: 0 HR: 0 S: 14 P: 21 ERA: 9.00 WHIP: 3.000															<b>PITCHER</b>				
Scott Sullivan, R ERA: 3.29 (7, 1)	IP: 1.0 WLS: L BF: 3 H: 0 R: 0 ER: 0 SO: 0 BB: 0 IBB: 0 HBP: 0 BLK: 0 WP: 0 HR: 0 S: 7 P: 9 ERA: 0.00 WHIP: 0.000															<b>PITCHER</b>				
Frankie Rodriguez, R ERA: 14.54 (8, 1)	IP: 1.0 WLS: L BF: 3 H: 0 R: 0 ER: 0 SO: 0 BB: 0 IBB: 0 HBP: 0 BLK: 0 WP: 0 HR: 0 S: 8 P: 12 ERA: 0.00 WHIP: 0.000															<b>PITCHER</b>				

Cincinnati Reds @ Minnesota Twins  
Hubert H. Humphrey Metrodome, Minneapolis, MN

AB 36  
R 7  
H 15  
RBI 7  
BB 0  
SO 3  
LOB 12



WP: 1 PA: 37  
PB: 0  
CS: 1



Batter	1	2	3	4	5	6	7	8	9	AB	R	H	RBI	BB	SO	LOB	TOP								
<b>Kenny Lofton, L</b> OBP: 0.307, SLG: 0.351 (1, 8)	F7		P6 BB	CS 1B		FC4-6 1B		F8		4	0	2	2	1	0	0									
<b>Omar Vizquel, S</b> OBP: 0.342, SLG: 0.328 (1, 6)	F9		P6 SAFE	CS 1-2	F7	FC4-6 1-2		G5-3		5	0	0	0	0	0	2									
<b>Roberto Alomar, S</b> OBP: 0.431, SLG: 0.538 (1, 4)	1B		F9		F7	F8		1B BB		4	1	1	0	1	0	1									
<b>Juan Gonzalez, R</b> OBP: 0.393, SLG: 0.647 <b>Ricardo Rincon, L</b> (8, 1)	P4			1B BB 2B	HR			1B 1-2		4	2	2	1	0	0	1									
<b>Wil Cordero, R</b> OBP: 0.380, SLG: 0.429 <b>Danys Baez, R</b> (9, 1)				1B BB	HR			1B		1	0	1	0	0	0	0									
<b>Jim Thome, L</b> OBP: 0.418, SLG: 0.652 (1, 3)		HR		1B BB 2B	WP 1B			1B 1-2 2-H		4	2	3	2	1	0	0									
<b>Ellis Burks, R</b> OBP: 0.370, SLG: 0.589 <b>Marty Cordova, R</b> OBP: 0.380, SLG: 0.540 (5, 7)				2B 1B	WP 1B			F9		3	1	3	0	0	0	0									
<b>Travis Fryman, R</b> OBP: 0.366, SLG: 0.308 (1, 5)	K			1B 2B	1B			F9		2	0	1	0	0	0	2									
<b>Einar Diaz, R</b> OBP: 0.370, SLG: 0.440 (1, 2)	F8			1B 2B	BB			G4-3		4	0	0	0	0	0	6									
<b>Bartolo Colon, R</b> <b>Jolbert Cabrera, R</b> (8, PH) (8, 9)	K			L5	F9			G6-3		3	0	0	0	0	3	3									
<b>Inning Stats</b>	R: 0 E: 0 K: 0 S: 12	H: 1 LOB: 1 BB: 0 P: 18	R: 1 E: 0 K: 2 S: 13	H: 2 LOB: 1 BB: 0 P: 17	R: 0 E: 0 K: 0 S: 9	H: 0 LOB: 0 BB: 1 P: 18	R: 4 E: 0 K: 1 S: 18	H: 4 LOB: 0 BB: 1 P: 26	R: 1 E: 0 K: 1 S: 16	H: 3 LOB: 3 BB: 1 P: 23	R: 0 E: 0 K: 1 S: 9	H: 1 LOB: 1 BB: 0 P: 13	R: 0 E: 0 K: 0 S: 7	H: 1 LOB: 1 BB: 0 P: 12	R: 0 E: 0 K: 0 S: 8	H: 0 LOB: 0 BB: 0 P: 11	R: 1 E: 0 K: 0 S: 14	H: 2 LOB: 2 BB: 1 P: 25	1B: 9 2B: 3 3B: 0 HR: 2	SF: 0 SAC: 0 DP: 0 HBP: 0	WP: 1 PB: 0 SB: 0 CS: 1	PA: 44			
<b>PITCHER</b>	IP	WLS	BF	H	R	ER	SO	BB	IBB	HBP	BLK	WP	HR	S	P	ERA	WHIP								
<b>Chris Reitsma, R</b> ERA: 4.49	5.0	L	26	10	6	6	3	3	0	0	0	1	2	68	102	10.80	2.600								
<b>Scott Sullivan, R</b> ERA: 3.23	1.0		4	1	0	0	1	0	0	0	0	0	0	9	13	0.00	1.000								
<b>Frankie Rodriguez, R</b> ERA: 11.81	1.0		4	1	0	0	0	0	0	0	0	0	0	7	12	0.00	1.000								
<b>39 Justin Atchley, L</b> ERA: 6.1	2.0		9	2	1	1	0	1	0	0	0	0	0	22	36	4.50	1.500								

Cleveland Indians @ Cincinnati Reds  
Cinergy Field, Cincinnati, OH  
Thu Jul 12 2001, 7:05 PM EDT  
Att: 28,816 - Sunny - 79 F

AB 39  
R 7  
H 14  
RBI 7  
BB 4  
SO 4  
LOB 19



Batter	1	2	3	4	5	6	7	8	9	AB	R	H	RBI	BB	SO	LOB	BOTTOM								
<b>Alex Ochoa, R</b> OBP: 0.340, SLG: 0.436 (1, 9)	K		G4-3			1B BB	FC4-6 1-2			3	0	0	0	1	1	4									
<b>Wilton Guerrero, S</b> OBP: 0.118, SLG: 0.118 (1, 4)	G4-3		G5-3			K		F9		4	0	0	0	0	1	2									
<b>Ken Griffey Jr., L</b> OBP: 0.339, SLG: 0.402 (1, 8)	K			G1-3		1B		P4		4	0	1	0	0	1	0									
<b>Dmitri Young, S</b> OBP: 0.365, SLG: 0.475 (1, 7)		1B BB		G5-3		G4-3		P3		3	0	0	0	1	0	2									
<b>Sean Casey, L</b> OBP: 0.382, SLG: 0.498 (1, 3)	L8			G3		K		K		4	0	0	0	0	2	1									
<b>Aaron Boone, R</b> OBP: 0.348, SLG: 0.482 (1, 5)				G4-6-3 1B		K		F2		4	0	2	0	0	1	0									
<b>Jason LaRue, R</b> OBP: 0.290, SLG: 0.415 (1, 2)	G4-6-3 1-2			F7		BB 1B		2B		4	0	2	0	0	0	3									
<b>Pokey Reese, R</b> OBP: 0.293, SLG: 0.344 (1, 6)				G4-6-3		G4-6-3 1B		F9		4	0	2	0	0	0	2									
<b>Chris Reitsma, R</b> ERA: 6.207, SLG: 0.115 <b>Scott Sullivan, R</b> (8, 1)				G4-3 SH3-4 1B		K		FC4-6 BB		0	0	0	0	0	0	0									
<b>Brady Clark, R</b> OBP: 0.245, SLG: 0.495 <b>Frankie Rodriguez, R</b> (7, 1)				SH3-4		1B				1	0	0	0	0	1	0									
<b>Michael Tucker, L</b> OBP: 0.306, SLG: 0.508 <b>39 Justin Atchley, L</b> (8, 1)				1-2		FC4-6 BB				0	0	0	0	0	0	0									
<b>Inning Stats</b>	R: 0 E: 0 K: 2 S: 11	H: 0 LOB: 0 BB: 0 P: 15	R: 0 E: 0 K: 0 S: 14	H: 1 LOB: 1 BB: 1 P: 23	R: 0 E: 0 K: 0 S: 15	H: 1 LOB: 1 BB: 0 P: 19	R: 0 E: 0 K: 0 S: 10	H: 0 LOB: 0 BB: 0 P: 13	R: 0 E: 0 K: 2 S: 9	H: 1 LOB: 2 BB: 1 P: 14	R: 0 E: 0 K: 2 S: 15	H: 2 LOB: 3 BB: 1 P: 26	R: 0 E: 0 K: 0 S: 7	H: 0 LOB: 0 BB: 0 P: 9	R: 0 E: 0 K: 1 S: 8	H: 1 LOB: 1 BB: 0 P: 13	1B: 6 2B: 1 3B: 0 HR: 0	SF: 0 SAC: 1 DP: 2 HBP: 0	WP: 0 PB: 0 SB: 0 CS: 0	PA: 35					
<b>PITCHER</b>	IP	WLS	BF	H	R	ER	SO	BB	IBB	HBP	BLK	WP	HR	S	P	ERA	WHIP								
<b>Bartolo Colon, R</b> ERA: 4.54	7.0	W	28	6	0	0	6	3	0	0	0	0	0	82	120	0.00	1.286								
<b>Ricardo Rincon, L</b> ERA: 3.21	1.0		3	0	0	0	0	0	0	0	0	0	0	7	9	0.00	0.000								
<b>Danys Baez, R</b> ERA:	1.0		4	1	0	0	1	0	0	0	0	0	0	8	13	0.00	1.000								

Cleveland Indians @ Cincinnati Reds  
Cinergy Field, Cincinnati, OH  
Thu Jul 12 2001, 7:05 PM EDT  
Att: 28,816 - Sunny - 79 F

AB 31  
R 0  
H 7  
RBI 0  
BB 3  
SO 7  
LOB 14



Batter	1	2	3	4	5	6	7	8	9	AB	R	H	RBI	BB	SO	LOB	TOP				
<b>Kenny Lofton, L</b> OBP: 0.310, SLG: 0.351	1-3 <b>K</b>		1-0 HR 1B		3-2 F9		4-2 BB			3	1	1	1	1	1	0	<b>Cleveland Indians @ Cincinnati Reds</b> Cinergy Field, Cincinnati, OH Fri Jul 13, 2001, 7:05 PM EDT Att: 38,790 - Sunny - 80 F				
<b>Omar Vizquel, S</b> OBP: 0.341, SLG: 0.327	0-0 B2-3		1-0 HR 1B		0-1 P4		1-1 P5			4	1	1	0	0	0	1					
<b>Roberto Alomar, S</b> OBP: 0.429, SLG: 0.544	0-1 F7		1-0 HR 1B		3-2 G3			0-0 G1-3		4	1	1	3	0	0	0					
<b>Juan Gonzalez, R</b> OBP: 0.388, SLG: 0.639		2-1 P6	2-3 HR 1B			1-1 L7		1-1 G6-3		4	0	0	0	0	1	0					
<b>Jim Thome, L</b> OBP: 0.419, SLG: 0.649	1-3 K			2-2 G4-3 1B		4-2 BB		1-3 K		3	1	1	0	1	2	0					
<b>Marty Cordova, R</b> OBP: 0.373, SLG: 0.530 <b>Bob Wickman, R</b>	1-2 F9			0-1 G4-3		0-1 F7		0-0 P4		4	0	0	0	0	0	2					
<b>Travis Fryman, R</b> OBP: 0.370, SLG: 0.315			0-1 G4-3 1B	3-0 1B		1-1 F8		1-2 G5-3		4	1	2	1	0	0	1					
<b>Einar Diaz, R</b> OBP: 0.364, SLG: 0.432			1-2 G4-3	2-1 F7			1-0 P6	1-0 G1-3		4	0	0	0	0	0	2					
<b>CC Sabathia, L</b> <b>Paul Shuey, R</b> <b>Jolbert Cabrera, R</b>	2-1 F3			0-0 G3			1-2 P6			3	0	0	0	0	0	2					
<b>Inning Stats</b>	R: 0 E: 0 K: 1 S: 6	H: 0 LOB: 0 BB: 0 P: 7	R: 0 E: 0 K: 1 S: 8	H: 0 LOB: 0 BB: 0 P: 12	R: 4 E: 0 K: 1 S: 13	H: 4 LOB: 0 BB: 0 P: 21	R: 1 E: 0 K: 0 S: 9	H: 2 LOB: 1 BB: 0 P: 16	R: 0 E: 0 K: 0 S: 10	H: 0 LOB: 1 BB: 1 P: 16	R: 0 E: 0 K: 0 S: 9	H: 0 LOB: 0 BB: 1 P: 16	R: 0 E: 0 K: 1 S: 6	H: 0 LOB: 0 BB: 0 P: 8	R: 0 E: 0 K: 0 S: 6	H: 0 LOB: 0 BB: 0 P: 8		1B: 5 2B: 0 3B: 0 HR: 1	SF: 0 SAC: 0 DP: 0 HBP: 0	WP: 0 PB: 0 SB: 0 CS: 0	PA: 35
<b>PITCHER</b>	IP	WLS	BF	H	R	ER	SO	BB	IBB	HBP	BLK	WP	HR	S	P	ERA		WHIP			
<b>Elmer Dessens, R</b> ERA: 4.7	7.0	L	29	6	5	5	3	2	0	0	0	0	1	63	102	6.43		1.143			
<b>Chris Nichting, R</b> ERA: 3.1	1.0		3	0	0	0	1	0	0	0	0	0	0	6	8	0.00	0.000				
<b>Danny Graves, R</b> ERA: 3.92	1.0		3	0	0	0	0	0	0	0	0	0	0	6	8	0.00	0.000				

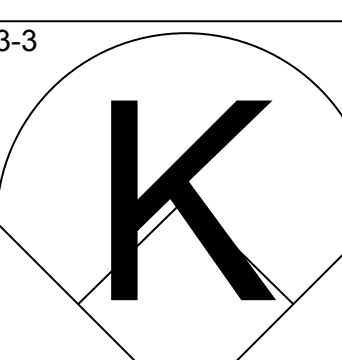
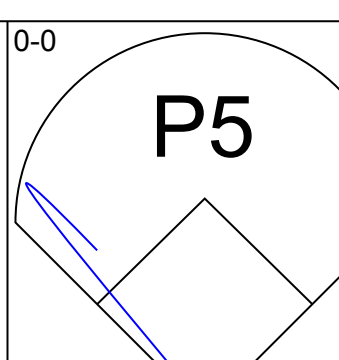
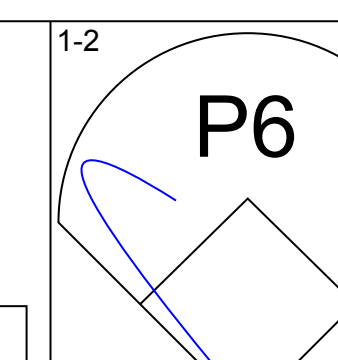
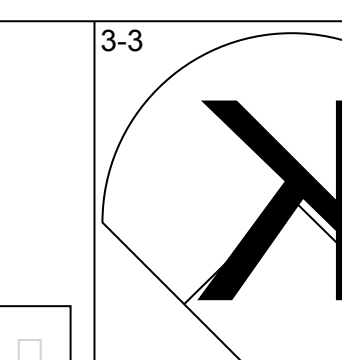
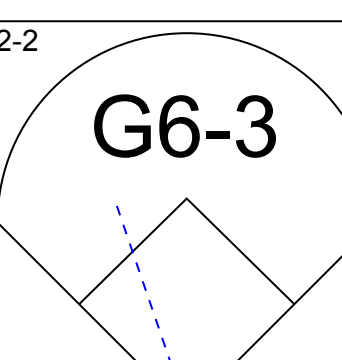
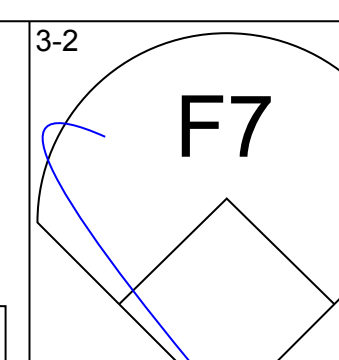
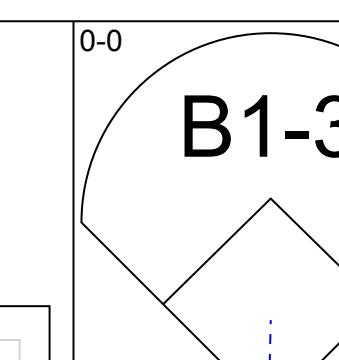
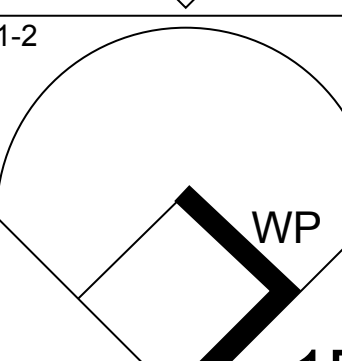
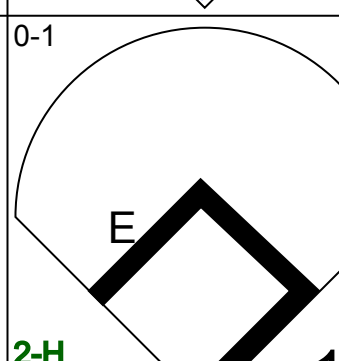
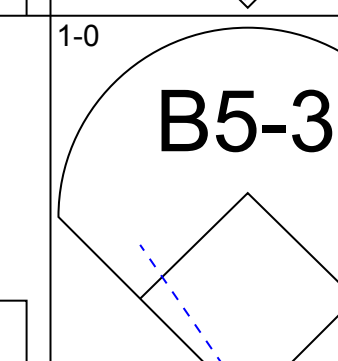
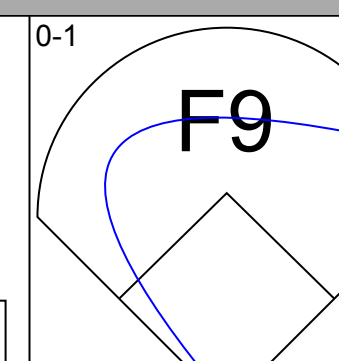
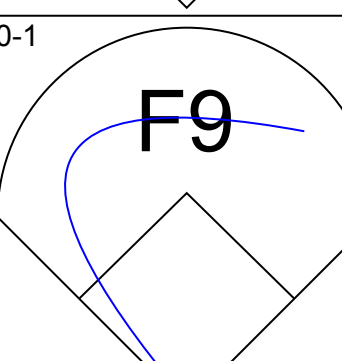
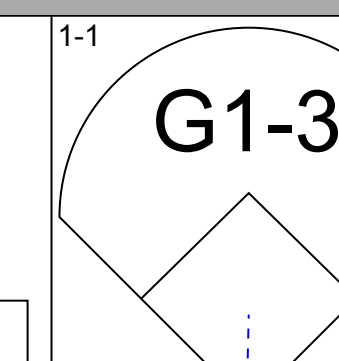
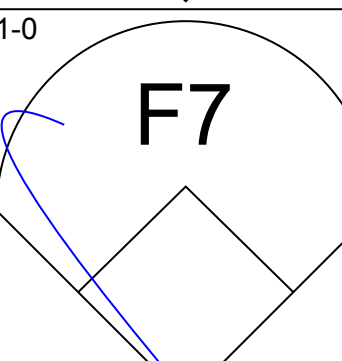
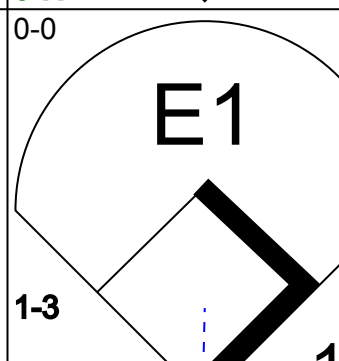
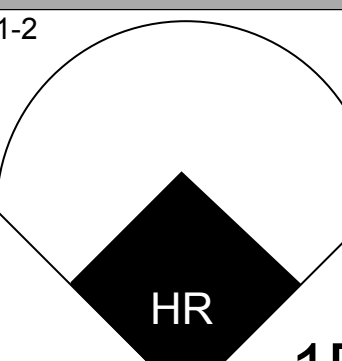
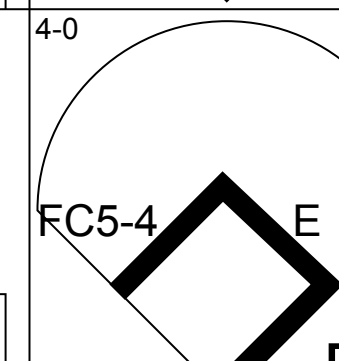
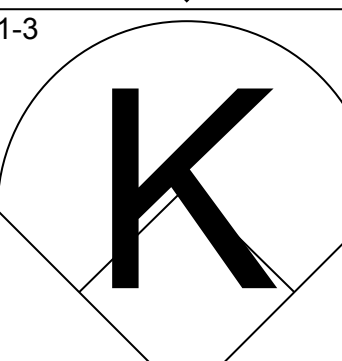
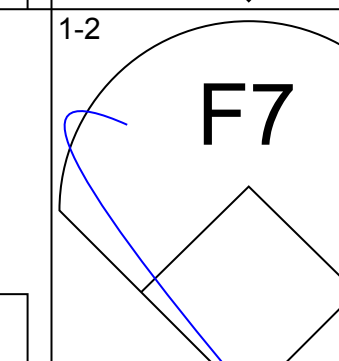
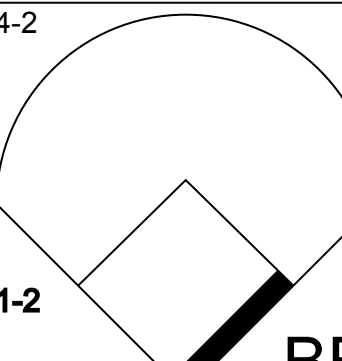
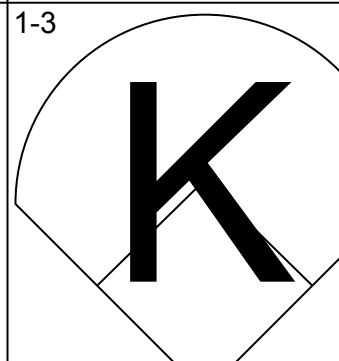
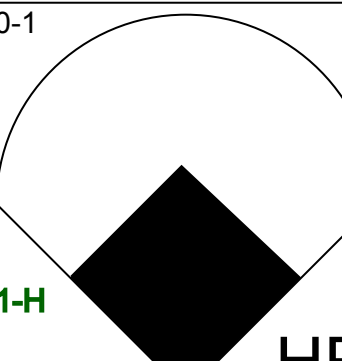
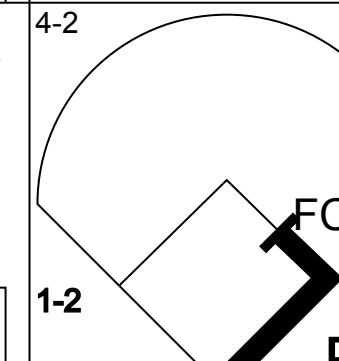

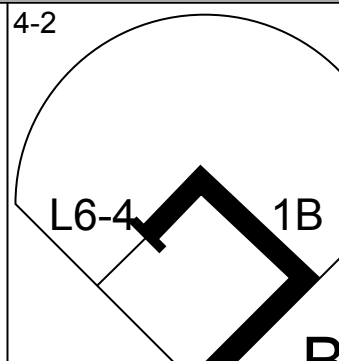
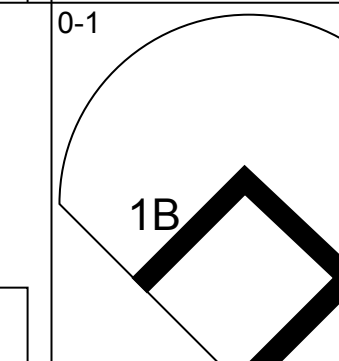
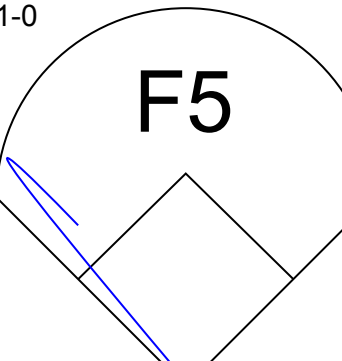
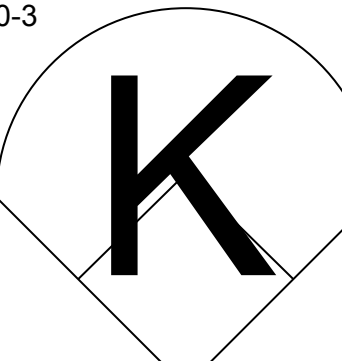
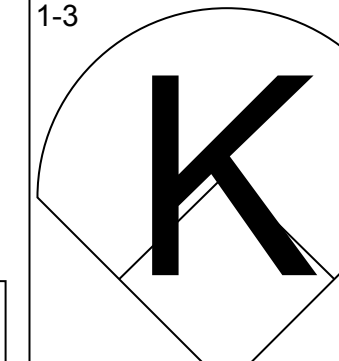

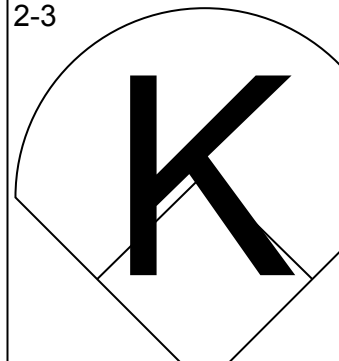
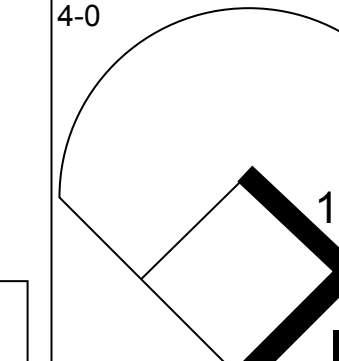
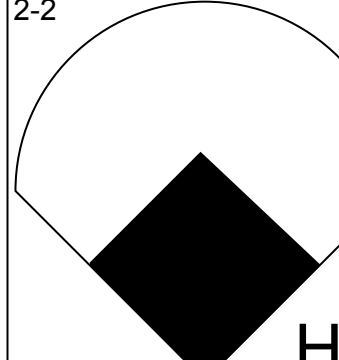

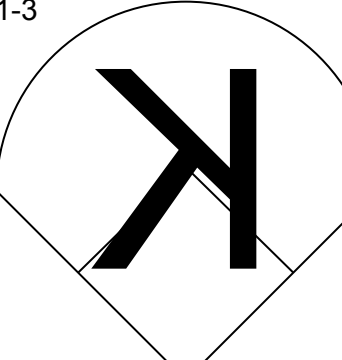
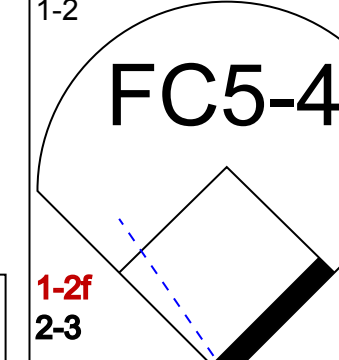
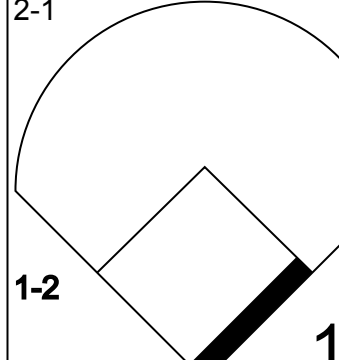
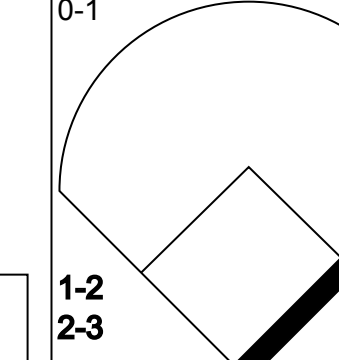
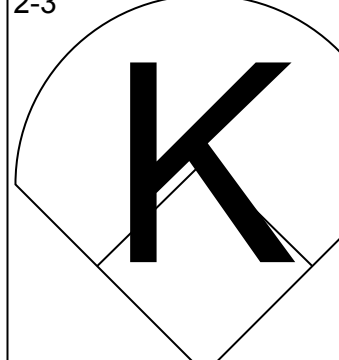

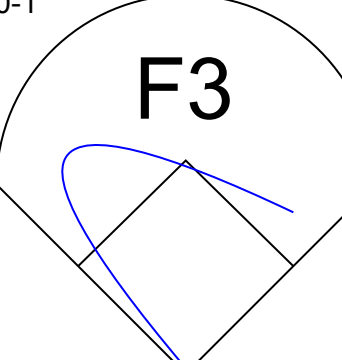
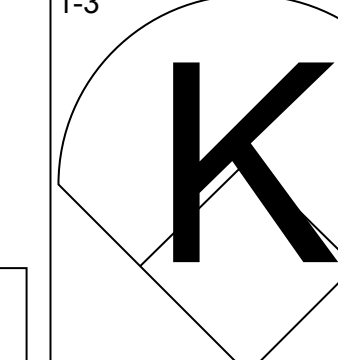
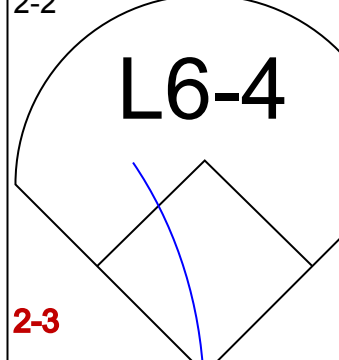
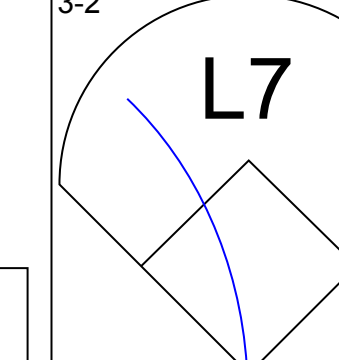
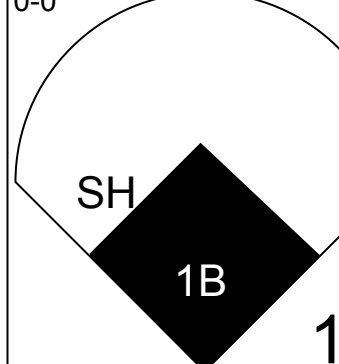

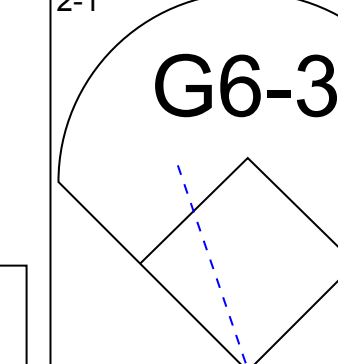
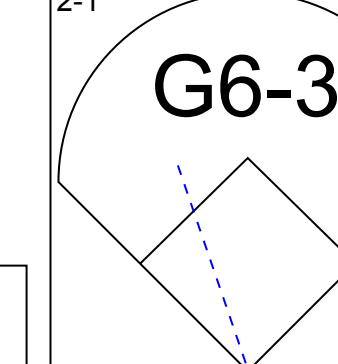
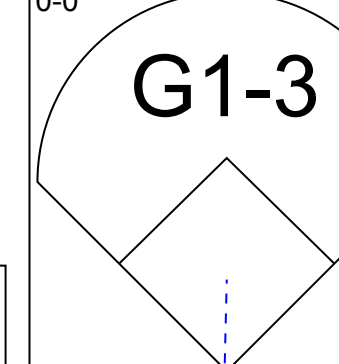
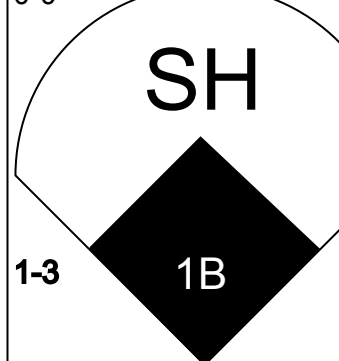

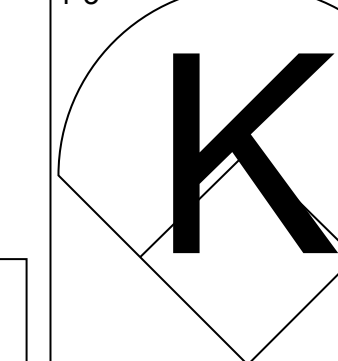
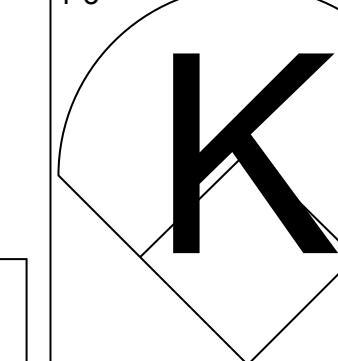
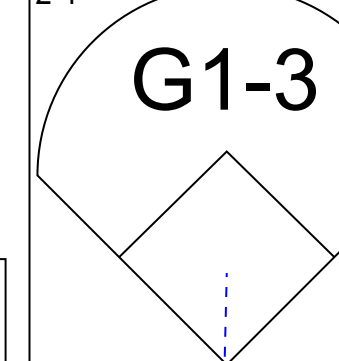
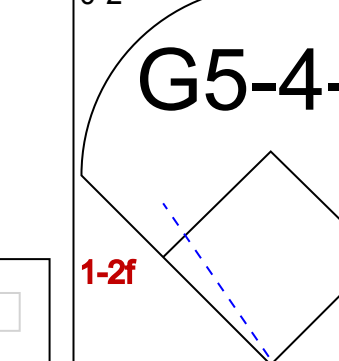
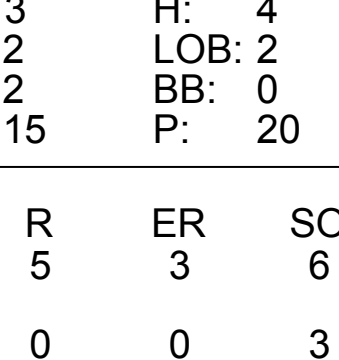
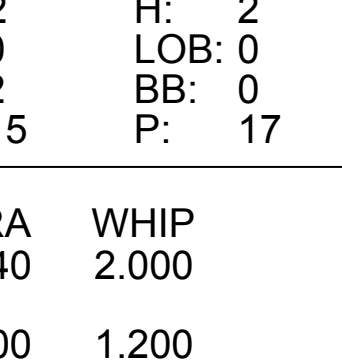
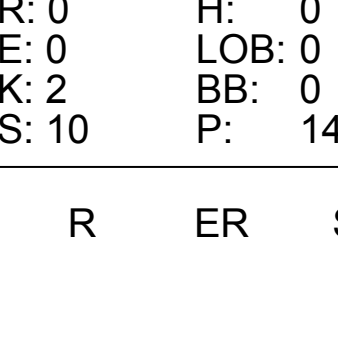
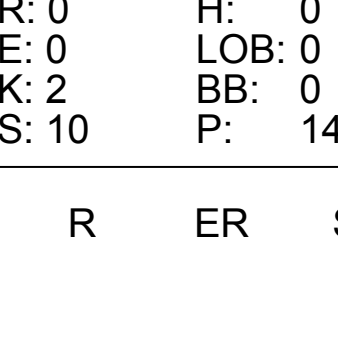
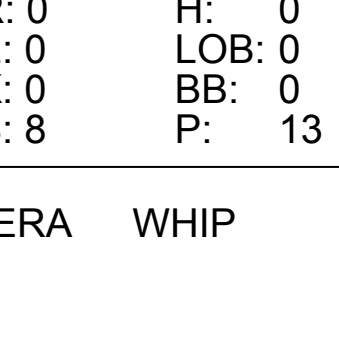
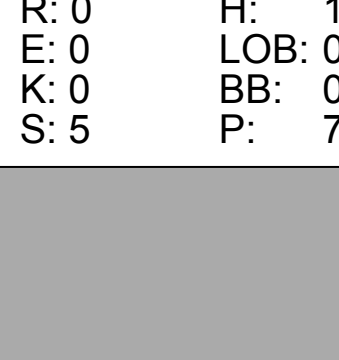
AB	33
R	5
H	6
RBI	5
BB	2
SO	4
LOB	8



Batter	1	2	3	4	5	6	7	8	9	AB	R	H	RBI	BB	SO	LOB	BOTTOM						
<b>Alex Ochoa, R</b> OBP: 0.342, SLG: 0.434	0-1 F8		4-0 CS BB		1-3 K		4-2 BB			2	0	0	0	2	1	1	<b>Cleveland Indians @ Cincinnati Reds</b> Cinergy Field, Cincinnati, OH Fri Jul 13, 2001, 7:05 PM EDT Att: 38,790 - Sunny - 80 F						
<b>Pokey Reese, R</b> OBP: 0.293, SLG: 0.347 <b>Michael Tucker, L</b> OBP: 0.317, SLG: 0.405 <b>Chris Nichting, R</b>	2-3 K		1-2 1B		2-3 K		2-3 K			3	1	1	0	0	2	1							
<b>Danny Graves, R</b> OBP: 0.333, SLG: 1.333			1-2 1B							1	0	0	0	0	0	0							
<b>Ken Griffey Jr., L</b> OBP: 0.345, SLG: 0.400	3-2 HBP		0-0 2B			3-3 K		1-2 L4		3	0	1	1	0	1	0							
<b>Dmitri Young, S</b> OBP: 0.361, SLG: 0.469	0-1 F8		0-3 K			1-1 F8		2-2 G4-3		4	0	0	0	0	1	2							
<b>Sean Casey, L</b> OBP: 0.376, SLG: 0.492		1-1 G5-3		3-2 F9		3-2 F8		1-1 G3		4	0	0	0	0	0	0							
<b>Aaron Boone, R</b> OBP: 0.343, SLG: 0.474		1-3 K		2-3 K2-3			1-3 K		2-2 F7	4	0	0	0	0	3	0							
<b>Jason LaRue, R</b> OBP: 0.289, SLG: 0.411		0-0 1B		1-3 K			0-3 K		1-1 G5-3	4	0	1	0	0	2	0							
<b>Juan Castro, R</b> OBP: 0.244, SLG: 0.245		0-1 G1-3			1-1 SH3-4 1B		4-2 BB BB		0-0 G6-3	3	0	1	0	1	0	1							
<b>Elmer Dessens, R</b> OBP: 0.147, SLG: 0.065 <b>Ruben Rivera, R</b> OBP: 0.319, SLG: 0.422 <b>Wilton Guerrero, S</b>			2-3 K		0-0 SH3-4 1B		4-1 BB BB			1	0	0	0	0	1	0							
<b>Inning Stats</b>	R: 0 E: 0 K: 1 S: 12	H: 0 LOB: 1 BB: 0 P: 17	R: 0 E: 0 K: 1 S: 8	H: 1 LOB: 1 BB: 0 P: 10	R: 1 E: 0 K: 2 S: 10	H: 2 LOB: 1 BB: 1 P: 17	R: 0 E: 0 K: 2 S: 10	H: 0 LOB: 0 BB: 0 P: 16	R: 0 E: 0 K: 2 S: 9	H: 1 LOB: 1 BB: 0 P: 13	R: 0 E: 0 K: 1 S: 9	H: 0 LOB: 0 BB: 0 P: 16	R: 0 E: 0 K: 3 S: 16	H: 0 LOB: 3 BB: 3 P: 31	R: 0 E: 0 K: 0 S: 9	H: 0 LOB: 0 BB: 0 P: 13		R: 0 E: 0 K: 0 S: 6	H: 0 LOB: 0 BB: 0 P: 9	1B: 3 2B: 1 3B: 0 HR: 0	SF: 0 SAC: 1 DP: 0 HBP: 1	WP: 0 PB: 0 SB: 0 CS: 1	PA: 35
<b>PITCHER</b>	IP	WLS	BF	H	R	ER	SO	BB	IBB	HBP	BLK	WP	HR	S	P	ERA		WHIP					
<b>CC Sabathia, L</b> ERA: 4.48	6.2	W	27	4	1	1	11	3	0	1	0	0	0	69	109	1.35	1.050						
<b>Paul Shuey, R</b> ERA: 2.13	1.1	H	5	0	0	0	1	1	0	0	0	0	0	14	24	0.00	0.750						
<b>Bob Wickman, R</b> ERA: 2.68	1.0		3	0	0	0	0	0	0	0	0	0	0	6	9	0.00	0.000						

AB	29
R	1
H	4
RBI	1
BB	4
SO	12
LOB	8

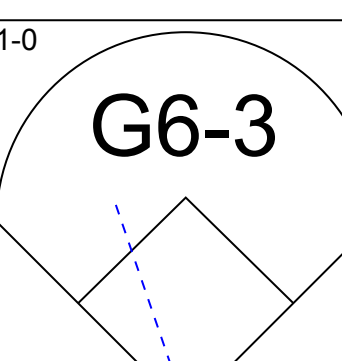
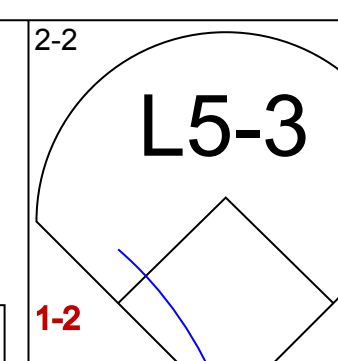
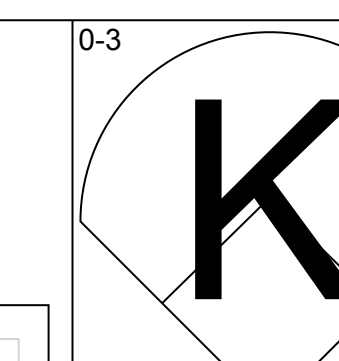
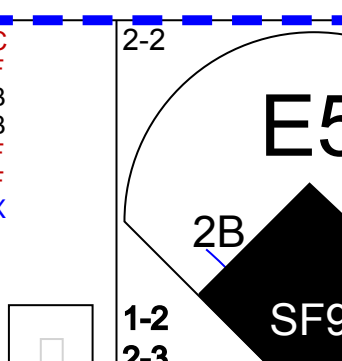
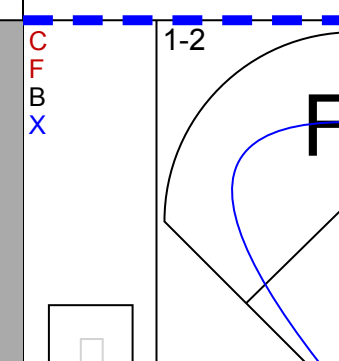
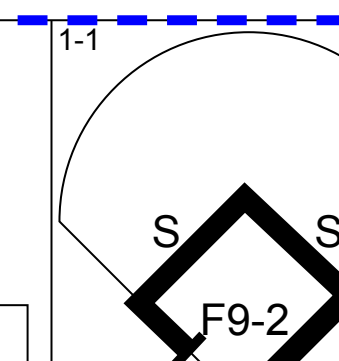
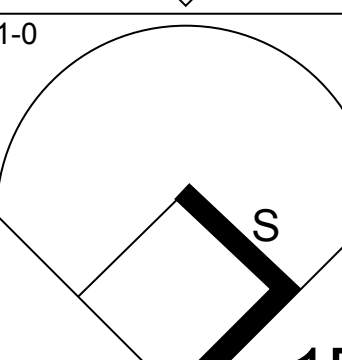
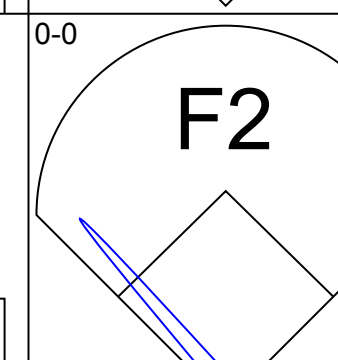
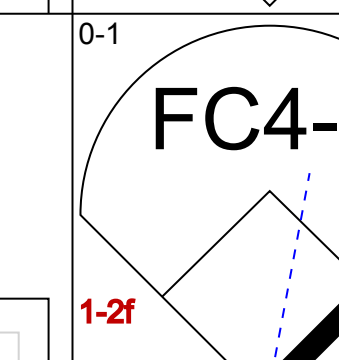
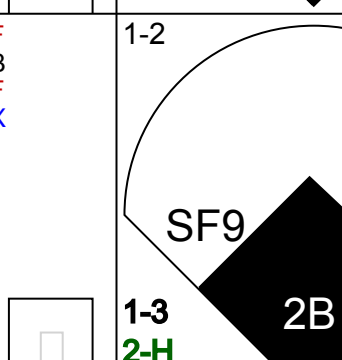
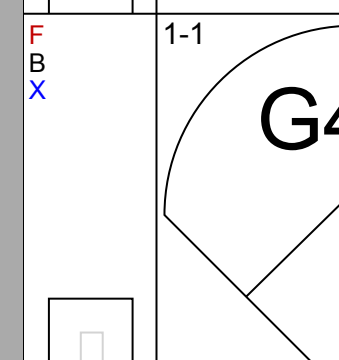
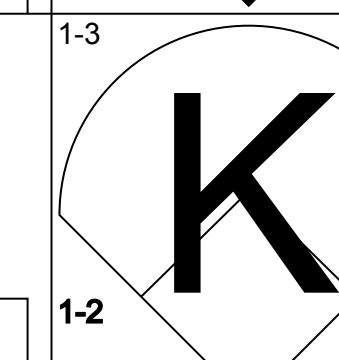
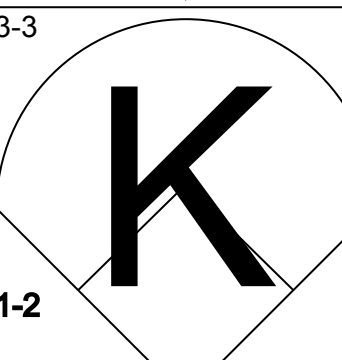
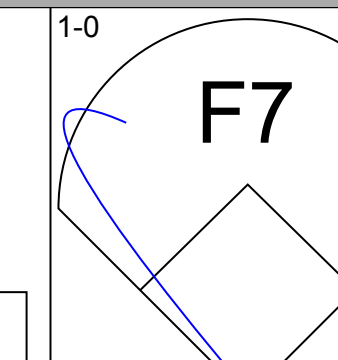
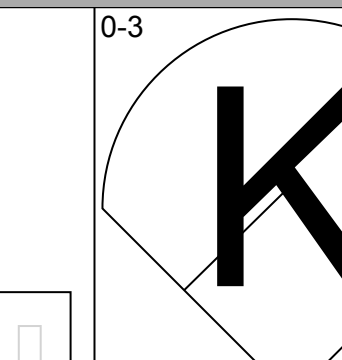
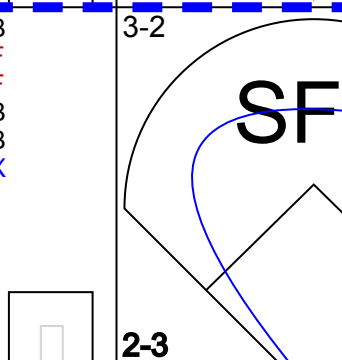
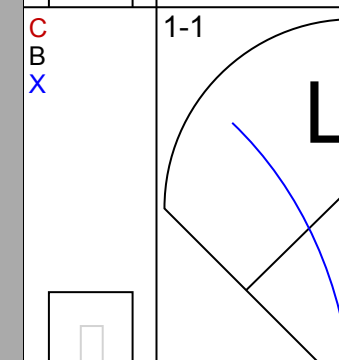
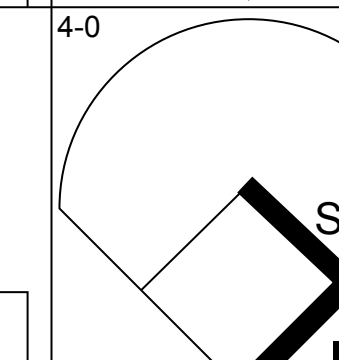
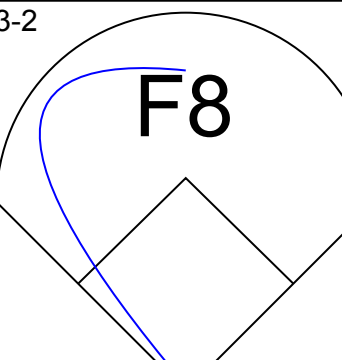
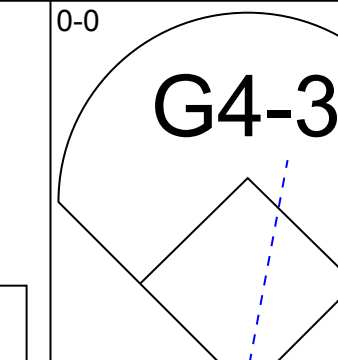
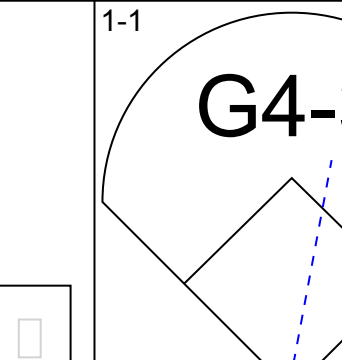
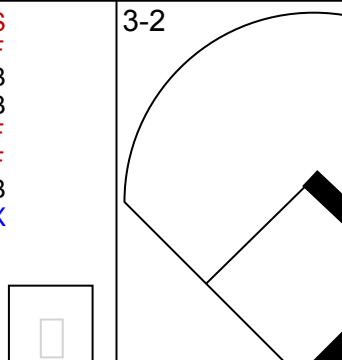
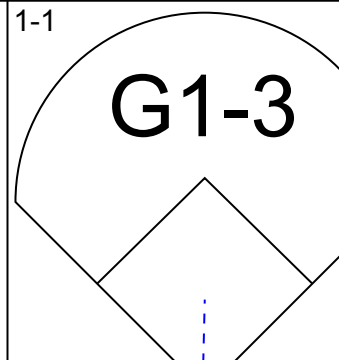
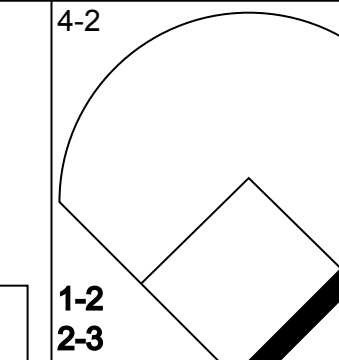
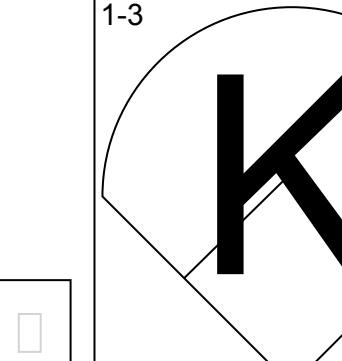
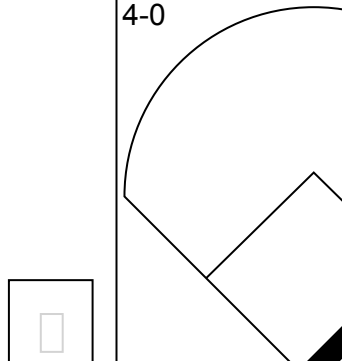
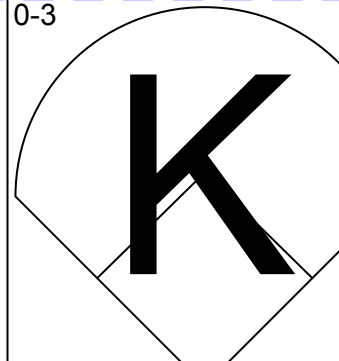
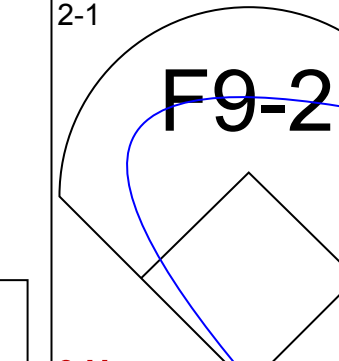
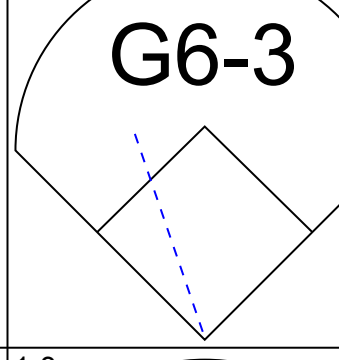
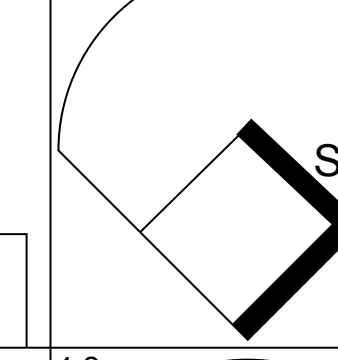
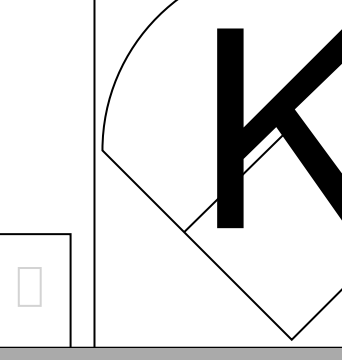
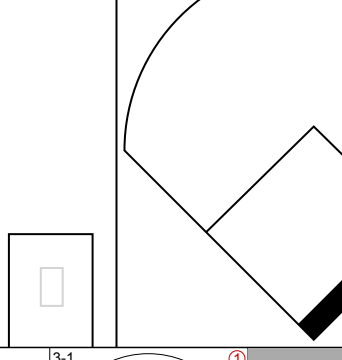
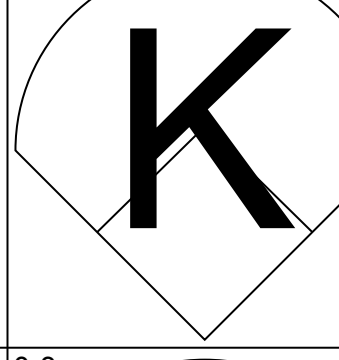
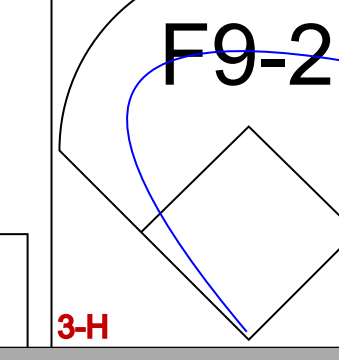
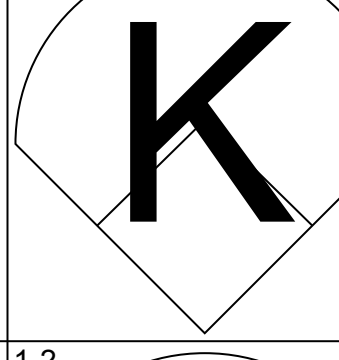
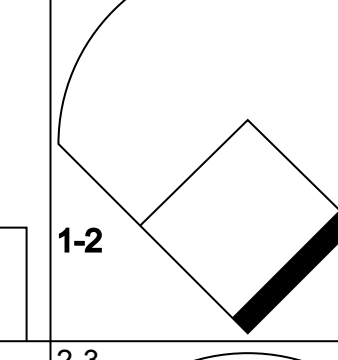

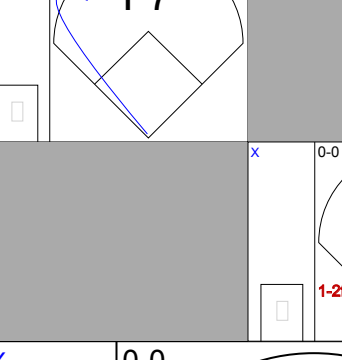
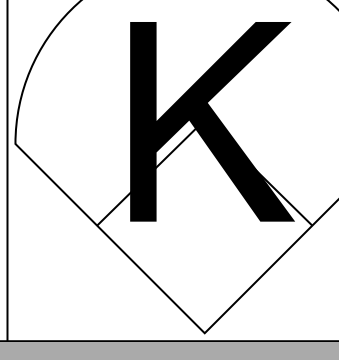

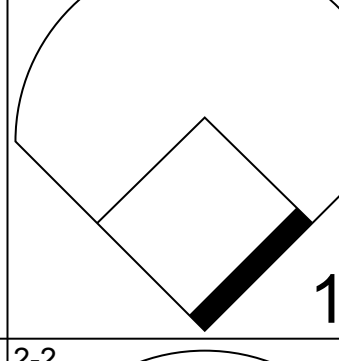
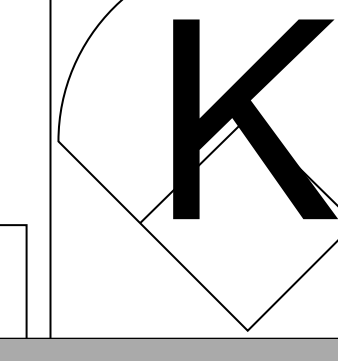

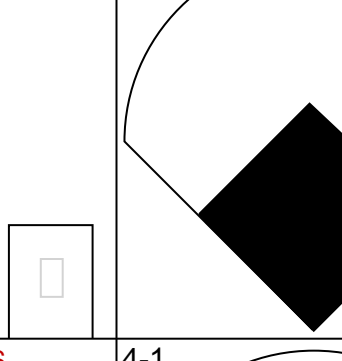


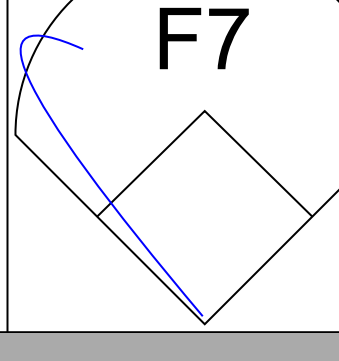


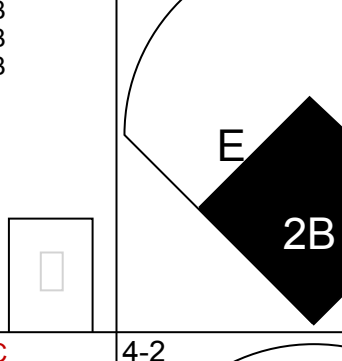





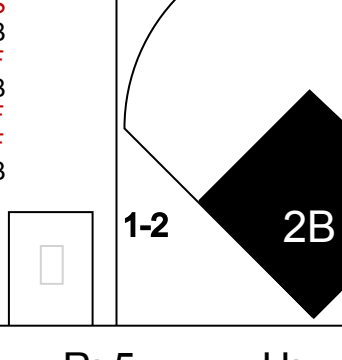


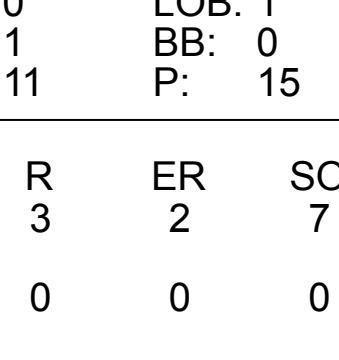
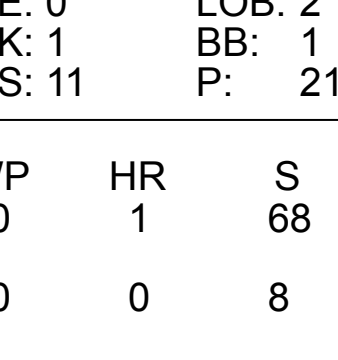
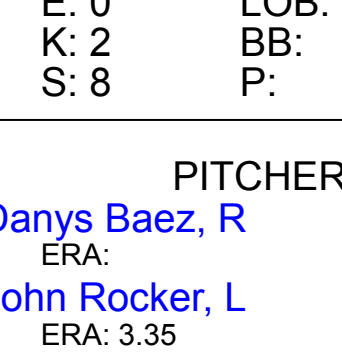
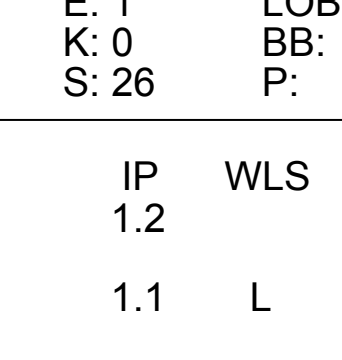
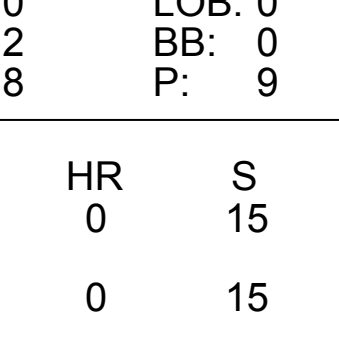









Batter	1	2	3	4	5	6	7	8	9	10	11	12	13	AB	R	H	RBI	BB	SO	LOB	TOP
<b>Kenny Lofton, L</b> OBP: 0.302, SLG: 0.341 (1, 8)														7	0	0	0	0	2	3	
<b>Omar Vizquel, S</b> OBP: 0.341, SLG: 0.327 (1, 6)														6	0	2	2	0	0	1	
<b>Roberto Alomar, S</b> OBP: 0.430, SLG: 0.542 (1, 4)														5	1	2	0	1	1	1	
<b>Juan Gonzalez, R</b> OBP: 0.396, SLG: 0.652 (1, 9)														3	1	2	2	3	1	2	
<b>Jim Thome, L</b> OBP: 0.414, SLG: 0.637 (1, 3)														5	0	0	0	1	3	5	
<b>Ellis Burks, R</b> OBP: 0.372, SLG: 0.598 (7, 7)														4	1	2	1	0	1	2	
<b>Travis Fryman, R</b> OBP: 0.356, SLG: 0.302 (10, 1)														5	0	0	0	0	2	3	
<b>Wil Cordero, R</b> OBP: 0.377, SLG: 0.420 S: 13 (12, PH)														5	1	2	0	1	1	0	
<b>Tim Laker, R</b> OBP: 0.333, SLG: 0.231 (1, 2)														2	1	0	0	0	1	1	
<b>Dave Burba, R</b> OBP: 0.377, SLG: 0.490 S: 13 (7, 1)														0	0	0	0	0	0	0	
<b>Inning Stats</b>	R: 0 E: 0 K: 1	H: 1 LOB: 2 BB: 1 P: 23	R: 3 E: 2 K: 2 S: 15	H: 4 LOB: 2 BB: 0 P: 20	R: 0 E: 0 K: 0 S: 8	H: 1 LOB: 0 BB: 1 P: 12	R: 2 E: 0 K: 2 S: 15	H: 2 LOB: 0 BB: 0 P: 17	R: 0 E: 0 K: 2 S: 10	H: 0 LOB: 2 BB: 2 P: 20	R: 0 E: 1 K: 1 S: 10	H: 0 LOB: 0 BB: 0 P: 11	R: 0 E: 0 K: 0 S: 5	H: 2 LOB: 3 BB: 1 P: 22	R: 0 E: 0 K: 0 S: 5	H: 1 LOB: 0 BB: 0 P: 7	1B: 9 2B: 2 3B: 0 HR: 2	SF: 0 SAC: 1 DP: 3 HBP: 0	WP: 1 PB: 0 SB: 0 CS: 0	PA: 55	
<b>PITCHER</b>	IP	WLS	BF	H	R	ER	SO	BB	IBB	HBP	BLK	WP	HR	S	P	ERA	WHIP				
<b>Jim Brower, R</b> ERA: 3.74 (1, 1)	5.0		25	8	5	3	6	2	0	0	0	1	2	60	87	5.40	2.000				
<b>Hector Mercado, L</b> ERA: 3.55 (6, 1)	1.2		7	0	0	0	3	2	0	0	0	0	0	17	32	0.00	1.200				
<b>Chris Nichting, R</b> ERA: 3.05 (7, 1)	0.1		1	0	0	0	0	0	0	0	0	0	0	3	4	0.00	0.000				
<b>Scott Sullivan, R</b> ERA: 3.07 (8, 1)	3.0		10	1	0	0	4	1	0	0	0	0	0	31	48	0.00	0.667				
<b>Danny Graves, R</b> ERA: 3.86 (11, 1)	3.0	W	12	3	0	0	0	0	1	0	0	0	0	26	42	0.00	1.000				

Cleveland Indians @ Cincinnati Reds  
Cinergy Field, Cincinnati, OH  
Sat Jul 14 2001, 1:15 PM EDT  
Att: 40,794 - Sunny - 78 F

AB 48  
R 5  
H 12  
RBI 5  
BB 6  
SO 13  
LOB 22



Batter	1	2	3	4	5	6	7	8	9	10	11	12	13	AB	R	H	RBI	BB	SO	LOB	BOTTOM			
<b>Pokey Reese, R</b> OBP: 0.291, SLG: 0.343 (1, 6)														6	1	1	0	0	1	4				
<b>Dmitri Young, S</b> OBP: 0.368, SLG: 0.469 (13, 3)														6	1	2	2	0	1	2				
<b>Ken Griffey Jr., L</b> OBP: 0.336, SLG: 0.384 (1, 9)														4	0	0	1	1	2	1				
<b>Sean Casey, L</b> OBP: 0.377, SLG: 0.490 (1, 3)														5	0	1	1	1	0	1				
<b>Wilton Guerrero, S</b> OBP: 0.118, SLG: 0.118 (13, 7)														0	0	0	0	0	0	0				
<b>Aaron Boone, R</b> OBP: 0.342, SLG: 0.468 (1, 5)														5	0	1	0	1	2	3				
<b>Michael Tucker, L</b> OBP: 0.316, SLG: 0.399 Scott Sullivan, R (8, 1)														3	0	0	0	1	1	2				
<b>Alex Ochoa, R</b> OBP: 0.341, SLG: 0.432 (10, PH)														1	0	0	0	0	1	0				
<b>Danny Graves, R</b> OBP: 0.333, SLG: 1.333 (11, 1)														0	1	0	0	0	0	0				
<b>Jason LaRue, R</b> OBP: 0.292, SLG: 0.411 (13, PH)														0	1	0	0	0	0	0				
<b>Kelly Stinnett, R</b> OBP: 0.338, SLG: 0.469 (1, 2)														5	1	2	1	0	1	2				
<b>Bill Selby, L</b> OBP: 0.273, SLG: 0.391 Juan Castro, R OBP: 0.245, SLG: 0.245 (1, 4)														4	1	0	0	1	2	1				
<b>Jim Brower, R</b> ERA: 6.22 Paul Shuey, R ERA: 2.13 (7, 1)	0.0		2	1	0	0	0	0	0	0	0	0	0	8	11	=	=							
<b>Ricardo Rincon, L</b> ERA: 3.14 (7, 1)	0.2	B	4	1	2	0	0	0	1	0	0	0	0	9	19	0.00	1.500							
<b>Bob Wickman, R</b> ERA: 2.61 (8, 1)	1.0		3	0	0	0	0	0	0	0	0	0	0	9	12	0.00	0.000							
<b>Rich Rodriguez, L</b> ERA: 3.91 (8, 1)	1.1		4	0	0	0	0	0	0	0	0	0	0	9	13	0.00	0.000							
<b>Inning Stats</b>	R: 0 E: 0 K: 1	H: 1 LOB: 1 BB: 1 P: 17	R: 0 E: 0 K: 1 S: 11	H: 1 LOB: 0 BB: 0 P: 15	R: 0 E: 0 K: 0 S: 8	H: 1 LOB: 0 BB: 1 P: 10	R: 0 E: 0 K: 2 S: 12	H: 1 LOB: 1 BB: 0 P: 15	R: 0 E: 0 K: 0 S: 8	H: 0 LOB: 0 BB: 0 P: 10	R: 5 E: 1 K: 0 S: 26	H: 3 LOB: 2 BB: 3 P: 50	R: 0 E: 0 K: 1 S: 9	H: 0 LOB: 0 BB: 0 P: 12	R: 0 E: 0 K: 0 S: 7	H: 0 LOB: 0 BB: 0 P: 11	R: 0 E: 0 K: 1 S: 9	H: 1 LOB: 2 BB: 2 P: 21	R: 1 E: 1 K: 0 S: 6	H: 0 LOB: 2 BB: 1 P: 15	1B: 6 2B: 4 3B: 0 HR: 1	SF: 2 SAC: 1 DP: 2 HBP: 1	WP: 0 PB: 0 SB: 5 CS: 0	PA: 54
<b>PITCHER</b>	IP	WLS	BF	H	R	ER	SO	BB	IBB	HBP	BLK	WP	HR	S	P	ERA	WHIP							
<b>Danys Baez, R</b> ERA: 3.35 (10, 1)	1.2		5	0	0	0	3	0	0	0	0	0	0	15	17	0.00	0.000							
<b>John Rocker, L</b> ERA: 3.35 (12, 1)	1.1	L	9	1	1	1	1	2	1	1	0	0	0	15	36	6.75	2.250							

Cleveland Indians @ Cincinnati Reds  
Cinergy Field, Cincinnati, OH  
Sat Jul 14 2001, 1:15 PM EDT  
Att: 40,794 - Sunny - 78 F

AB 43  
R 6  
H 9  
RBI 6  
BB 7  
SO 12  
LOB 16





Batter	1	2	3	4	5	6	7	8	9	AB	R	H	RBI	BB	SO	LOB	TOP		
Roger Cedeno, S (1, 8) OBP: 0.330, SLG: 0.359	G5-3		G5-3		F9			HR		4	1	1	1	0	0	1	<b>Detroit Tigers @ Cincinnati Reds</b> Cinergy Field, Cincinnati, OH Mon Jul 16 2001, 7:05 PM EDT Att: 19,757 - Sunny - 86 F		
Damon Easley, R (1, 4) OBP: 0.344, SLG: 0.408 Pedro Santana, R (8, 4)	K		G1-6-3			G6-3		K		4	0	0	0	0	2	0			
Bobby Higginson, L (1, 7) OBP: 0.396, SLG: 0.495 Willie Blair, R (8, 1)	2B				K		G3-1	F2		4	0	1	0	0	1	0			
Tony Clark, S (1, 3) OBP: 0.394, SLG: 0.528	BB				BB		G6-3		G5-3	2	0	0	0	2	0	0			
Robert Fick, L (1, 2) OBP: 0.373, SLG: 0.589 Javier Cardona, R (8, 2)	K				F8		G1-3		K	3	0	0	0	0	1	3			
Shane Halter, R (1, 6) OBP: 0.375, SLG: 0.487					F9		G4-3	2B	1B	4	0	2	0	0	0	1			
Juan Encarnacion, R (1, 9) OBP: 0.305, SLG: 0.428							G4-3		F9	4	0	1	0	0	0	2			
Jose Macias, S (1, 5) OBP: 0.333, SLG: 0.430							G6-3			3	0	0	0	0	0	2			
Adam Pettyjohn, R (1, 1) Heath Murray, L (6, 1) Wendell Magee, R (8, PH) OBP: 0.327, SLG: 0.423									F7	2	0	0	0	0	2	1			
<b>Inning Stats</b>	R: 0 H: 1 E: 0 K: 2 S: 14	H: 1 LOB: 2 BB: 1 P: 21	R: 0 H: 0 E: 0 K: 0 S: 10	H: 0 LOB: 0 BB: 0 P: 14	R: 0 H: 0 E: 0 K: 1 S: 6	H: 0 LOB: 0 BB: 0 P: 6	R: 0 H: 0 E: 0 K: 1 S: 8	H: 0 LOB: 1 BB: 1 P: 15	R: 0 H: 1 E: 0 K: 0 S: 6	H: 0 LOB: 0 BB: 0 P: 8	R: 0 H: 1 E: 0 K: 0 S: 7	H: 1 LOB: 1 BB: 0 P: 10	R: 1 H: 1 E: 0 K: 1 S: 12	H: 1 LOB: 0 BB: 0 P: 17	R: 0 H: 1 E: 0 K: 1 S: 13	H: 1 LOB: 1 BB: 0 P: 17	1B: 2 2B: 2 3B: 0 HR: 1	SF: 0 SAC: 0 DP: 0 HBP: 0	WP: 0 PA: 34 PB: 0 SB: 1 CS: 0
<b>PITCHER</b> 59 Lance Davis, L (1, 1) ERA: 6.75	IP: 9.0 WLS: W BF: 34 H: 5 R: 1 ER: 1 SO: 7 BB: 2 IBB: 0 HBP: 0 BLK: 0 WP: 0 HR: 1 S: 85 P: 121 ERA: 1.00 WHIP: 0.778															<b>PITCHER</b>			

Batter	1	2	3	4	5	6	7	8	9	AB	R	H	RBI	BB	SO	LOB	BOTTOM
Pokey Reese, R (1, 6) OBP: 0.293, SLG: 0.342	P4		K		G5-3			1B HR		3	1	0	0	1	1	1	<b>Detroit Tigers @ Cincinnati Reds</b> Cinergy Field, Cincinnati, OH Mon Jul 16 2001, 7:05 PM EDT Att: 19,757 - Sunny - 86 F
Brady Clark, R (1, 7) OBP: 0.446, SLG: 0.609	G6-3				G6-3		CS BB	HR 1B		3	1	1	0	1	0	0	
Ken Griffey Jr., L (1, 8) OBP: 0.359, SLG: 0.486 Ruben Rivera, R (8, 8)	K				G6-4-3 1B		HR 1-2	HR 1-H 3-H	HR	4	2	3	4	0	1	0	
Dmitri Young, S (1, 3) OBP: 0.365, SLG: 0.478	L7				G6-4-3 1-2		HR	2B 1B		4	2	2	1	0	0	1	
Aaron Boone, R (1, 5) OBP: 0.353, SLG: 0.508							2B 1B	G3 2B	1-H 2B	4	2	4	2	0	0	0	
Alex Ochoa, R (1, 9) OBP: 0.339, SLG: 0.434	P4				K		G3		G6-3	4	0	0	0	0	1	2	
Kelly Stinnett, R (1, 2) OBP: 0.335, SLG: 0.459	G6-3				2B 59 G6-3 BB		F7		F8	3	1	0	0	1	0	1	
Juan Castro, R (1, 4) OBP: 0.248, SLG: 0.252					G1-4-3		59 G6-3 1-3 2H	2B	P4	4	0	1	1	0	0	0	
59 Lance Davis, R (1, 1)	P4				G6-3		G6-3 2-3 3H	G1-3		3	0	0	1	0	0	1	
<b>Inning Stats</b>	R: 0 H: 0 E: 0 K: 1 S: 9	H: 0 LOB: 0 BB: 0 P: 14	R: 1 H: 1 E: 0 K: 0 S: 13	H: 1 LOB: 0 BB: 0 P: 19	R: 0 H: 0 E: 0 K: 1 S: 7	H: 0 LOB: 0 BB: 0 P: 14	R: 0 H: 1 E: 0 K: 0 S: 5	H: 1 LOB: 0 BB: 0 P: 7	R: 2 H: 3 E: 0 K: 0 S: 14	H: 3 LOB: 1 BB: 1 P: 22	R: 4 H: 4 E: 0 K: 0 S: 16	H: 4 LOB: 1 BB: 1 P: 23	R: 0 H: 0 E: 0 K: 0 S: 4	H: 0 LOB: 0 BB: 0 P: 6	1B: 4 2B: 3 3B: 0 HR: 4	SF: 0 SAC: 0 DP: 1 HBP: 0	WP: 0 PA: 35 PB: 0 SB: 1 CS: 1
<b>PITCHER</b> Adam Pettyjohn, L (1, 1) ERA: 8.44 Heath Murray, L (6, 1) ERA: 5.5 Willie Blair, R (8, 1) ERA: 10.18	IP: 5.1 WLS: L BF: 23 H: 7 R: 5 ER: 5 SO: 3 BB: 2 IBB: 0 HBP: 0 BLK: 0 WP: 0 HR: 3 S: 60 P: 95 ERA: 8.44 WHIP: 1.688															<b>PITCHER</b>	



Batter	1	2	3	4	5	6	7	8	9	AB	R	H	RBI	BB	SO	LOB	TOP				
Roger Cedeno, S (1, 8) Wendell Magee, R (2, 8) OBP: 0.329, SLG: 0.357 OBP: 0.327, SLG: 0.430	F7	K			P4		G4-3		F9 2B	2	0	0	0	0	1	2					
Damion Easley, R (1, 4) OBP: 0.345, SLG: 0.404	G1-3		P4		BB 1B HBP		G6-3		HBP	3	1	0	0	0	0	0					
Bobby Higginson, L (1, 7) OBP: 0.393, SLG: 0.488	G3-1		G3		BB 1B		F9		F9 2-3	4	0	0	0	1	0	2					
Robert Fick, L (1, 2) OBP: 0.373, SLG: 0.585		E5 1B 2B 1B	F9		BB 1B 2H 2B				K G6-3	5	1	2	1	0	1	2					
Tony Clark, S (1, 3) OBP: 0.395, SLG: 0.528		2B G4-3 1B			F8 G1-3				BB 1B	4	1	2	0	0	0	2					
Shane Halter, R (1, 6) OBP: 0.390, SLG: 0.497		G4-3 2B 1-3 3-H			1B		FC5-4 BB		FC4-6 BB	2	0	2	1	2	0	0					
Juan Encarnacion, R (1, 9) OBP: 0.301, SLG: 0.422		G4-3 2-3 3-H			F7		P4		K	4	0	0	1	0	1	5					
Jose Macias, S (1, 5) OBP: 0.332, SLG: 0.427		SH1-4 1B			F7		K		FC4-6 1-2	4	0	1	0	0	1	4					
Jeff Weaver, R (1, 1) Danny Patterson, R (8, 1) Randall Simon, L (9, PH) Matt Anderson, R (9, 1)		SH1-4 1-2			G5-3		FC5-4 1-2		L9	2	0	0	0	0	0	1					
<b>Inning Stats</b>	R: 0 E: 0 K: 0 S: 5	H: 0 LOB: 0 BB: 0 P: 5	R: 2 E: 1 K: 1 S: 11	H: 4 LOB: 2 BB: 0 P: 17	R: 0 E: 0 K: 0 S: 5	H: 0 LOB: 0 BB: 0 P: 11	R: 0 E: 0 K: 0 S: 9	H: 1 LOB: 1 BB: 0 P: 16	R: 1 E: 0 K: 1 S: 14	H: 1 LOB: 2 BB: 1 P: 25	R: 0 E: 0 K: 0 S: 5	H: 0 LOB: 0 BB: 0 P: 10	R: 0 E: 0 K: 2 S: 10	H: 1 LOB: 2 BB: 0 P: 17	R: 0 E: 0 K: 0 S: 10	H: 1 LOB: 2 BB: 0 P: 16	1B: 6 2B: 2 3B: 0 HR: 0	SF: 0 SAC: 1 DP: 0 HBP: 2	WP: 0 PB: 0 SB: 0 CS: 0	PA: 40	
<b>PITCHER</b>	IP	WLS	BF	H	R	ER	SO	BB	IBB	HBP	BLK	WP	HR	S	P	ERA	WHIP				
Chris Reitsma, R (1, 1) ERA: 4.45	7.0	L	30	6	3	3	2	2	0	1	0	0	0	62	107	3.86	1.143				
Hector Mercado, L (8, 1) ERA: 3.39	1.0		5	1	0	0	2	1	0	0	0	0	0	10	17	0.00	2.000				
Scott Sullivan, R (9, 1) ERA: 3.02	1.0		5	1	0	0	0	0	0	1	0	0	0	10	16	0.00	1.000				

**Detroit Tigers @ Cincinnati Reds**  
Cinergy Field, Cincinnati, OH  
Tue Jul 17 2001, 7:05 PM EDT  
Att: 19,933 - Cloudy - 87 F

AB 34  
R 3  
H 8  
RBI 3  
BB 3  
SO 4  
LOB 18



Batter	1	2	3	4	5	6	7	8	9	AB	R	H	RBI	BB	SO	LOB	BOTTOM					
Pokey Reese, R (1, 6) Sean Casey, L (8, PH) Ruben Rivera, R (8, PH) Scott Sullivan, R (9, 1) OBP: 0.290, SLG: 0.338 OBP: 0.379, SLG: 0.490 OBP: 0.316, SLG: 0.415	F7		F9			F9				3	0	0	0	0	0	0						
Brady Clark, R (1, 7) Michael Tucker, L (8, PH)	F8		F8			G4-3		SF7		3	0	0	0	0	0	0						
Ken Griffey Jr., L (1, 8)			F9			P5		G4-3		3	0	0	0	1	0	2						
Dmitri Young, S (1, 3) OBP: 0.364, SLG: 0.475	G6-3				G3-1		F9		F9 1B 1B	4	0	1	0	0	0	1						
Aaron Boone, R (1, 5) OBP: 0.356, SLG: 0.506		1B 1B G1-2-3 BB			F8		P4		1B	3	0	1	0	1	0	0						
Alex Ochoa, R (1, 9) OBP: 0.338, SLG: 0.432		1B 1B			G5-3		G6-3		F9 2-3	4	0	1	0	0	0	2						
Jason LaRue, R (1, 2) OBP: 0.300, SLG: 0.409						K		K		4	0	1	0	0	3	2						
Juan Castro, R (1, 4) OBP: 0.249, SLG: 0.252						G4-3		BB 1B SF7 1B		4	1	1	0	0	1	5						
Chris Reitsma, R (1, 1) Hector Mercado, L (8, 1) Wilton Guerrero, S (8, PH)		G1-2-3				K		BB 1B		2	0	0	0	0	1	3						
<b>Inning Stats</b>	R: 0 E: 0 K: 0 S: 11	H: 0 LOB: 1 BB: 1 P: 21	R: 0 E: 0 K: 1 S: 12	H: 2 LOB: 2 BB: 1 P: 20	R: 0 E: 0 K: 0 S: 3	H: 0 LOB: 0 BB: 0 P: 7	R: 0 E: 0 K: 0 S: 6	H: 0 LOB: 0 BB: 0 P: 10	R: 0 E: 0 K: 2 S: 9	H: 0 LOB: 0 BB: 0 P: 12	R: 0 E: 0 K: 0 S: 8	H: 0 LOB: 0 BB: 0 P: 13	R: 0 E: 0 K: 0 S: 8	H: 0 LOB: 0 BB: 0 P: 13	R: 1 E: 0 K: 1 S: 14	H: 2 LOB: 2 BB: 1 P: 22	R: 0 E: 0 K: 1 S: 12	H: 2 LOB: 2 BB: 0 P: 19	1B: 6 2B: 0 3B: 0 HR: 0	SF: 1 SAC: 0 DP: 1 HBP: 0	WP: 0 PB: 0 SB: 0 CS: 0	PA: 35
<b>PITCHER</b>	IP	WLS	BF	H	R	ER	SO	BB	IBB	HBP	BLK	WP	HR	S	P	ERA	WHIP					
Jeff Weaver, R (1, 1) ERA: 3.85	7.1	W	28	4	1	1	4	3	0	0	0	0	0	66	111	1.23	0.955					
Danny Patterson, R (8, 1) ERA: 2.64	0.2	H	2	0	0	0	0	0	0	0	0	0	0	5	7	0.00	0.000					
Matt Anderson, R (9, 1) ERA: 5.06	1.0	S	5	2	0	0	1	0	0	0	0	0	0	12	19	0.00	2.000					

**Detroit Tigers @ Cincinnati Reds**  
Cinergy Field, Cincinnati, OH  
Tue Jul 17 2001, 7:05 PM EDT  
Att: 19,933 - Cloudy - 87 F

AB 31  
R 1  
H 6  
RBI 1  
BB 3  
SO 5  
LOB 15



Batter	1	2	3	4	5	6	7	8	9	AB	R	H	RBI	BB	SO	LOB	TOP	
Keith Lockhart, L (1.4) OBP: 0.328, SLG: 0.324	F9		G4-3				G3			4	1	1	3	0	0	1	<b>Atlanta Braves @ Cincinnati Reds</b> Cinergy Field, Cincinnati, OH Wed Jul 18 2001, 7:05 PM EDT Att: 27,458 - Cloudy - 82 F	
B.J. Surhoff, L (1.7) OBP: 0.328, SLG: 0.418	F9			E6	G3		G3	F7		4	0	0	0	0	0	0		
Andruw Jones, R (1.8) OBP: 0.325, SLG: 0.491	K			K	K			F9		4	0	0	0	0	3	1		
10 Chipper Jones, S (1.5) OBP: 0.414, SLG: 0.632		F9							F8	3	0	1	0	1	0	0		
Brian Jordan, R (1.9) OBP: 0.326, SLG: 0.466		K			G3				K	4	0	0	0	0	3	3		
Ken Caminiti, S (1.3) OBP: 0.321, SLG: 0.426					G3				G4-3	2	0	0	0	1	0	2		
Javy Lopez, R (1.2) OBP: 0.303, SLG: 0.381		F9								2	1	1	0	1	0	1		
Mark DeRosa, R (1.6) OBP: 0.440, SLG: 0.403				F9						2	1	0	0	0	0	1		
Tom Glavine, L (1.1) OBP: 0.161, SLG: 0.107					G5-3					2	0	0	0	0	0	1		
Steve Reed, R (7.1)										0	0	0	0	0	0	0		
Mike Remlinger, L (8.1)										0	0	0	0	0	0	0		
<b>Inning Stats</b>	R: 0 E: 0 K: 1 S: 6	H: 0 LOB: 0 BB: 0 P: 10	R: 0 E: 0 K: 1 S: 10	H: 0 LOB: 1 BB: 1 P: 18	R: 0 E: 0 K: 0 S: 8	H: 0 LOB: 0 BB: 0 P: 12	R: 0 E: 1 K: 1 S: 10	H: 0 LOB: 2 BB: 1 P: 16	R: 3 E: 0 K: 1 S: 9	H: 1 LOB: 0 BB: 1 P: 19	R: 0 E: 0 K: 0 S: 6	H: 0 LOB: 0 BB: 0 P: 8	R: 0 E: 0 K: 0 S: 13	H: 1 LOB: 1 BB: 0 P: 18	R: 0 E: 0 K: 1 S: 11	H: 1 LOB: 1 BB: 0 P: 14	1B: 1 SF: 0 2B: 1 SAC: 1 3B: 0 DP: 0 HR: 1 HBP: 1	WP: 0 PA: 32 PB: 0 SB: 1 CS: 0
<b>PITCHER</b>	IP WLS BF H R ER SO BB IBB HBP BLK WP HR S P ERA WHIP																	
Elmer Dessens, R (1.1) ERA: 4.65	7.0 L 28 2 3 3 5 3 0 1 0 0 0 1 62 101 3.86 0.714																	
Chris Nichting, R (8.1) ERA: 4.75	1.0 4 1 0 0 1 0 0 0 0 0 0 0 11 14 0.00 1.000																	

Batter	1	2	3	4	5	6	7	8	9	AB	R	H	RBI	BB	SO	LOB	BOTTOM	
Pokey Reese, R (1.6) OBP: 0.293, SLG: 0.340	F9									4	0	2	0	0	0	1	<b>Atlanta Braves @ Cincinnati Reds</b> Cinergy Field, Cincinnati, OH Wed Jul 18 2001, 7:05 PM EDT Att: 27,458 - Cloudy - 82 F	
Alex Ochoa, R (1.9) OBP: 0.337, SLG: 0.430										4	0	1	0	0	0	3		
Ken Griffey Jr., L (1.8) OBP: 0.348, SLG: 0.460										4	0	0	0	0	1	1		
Dmitri Young, S (1.3) OBP: 0.367, SLG: 0.480										3	0	2	0	0	0	0		
Aaron Boone, R (1.5) OBP: 0.359, SLG: 0.508										3	0	2	0	0	0	1		
Ruben Rivera, R (1.7) OBP: 0.316, SLG: 0.430										3	1	1	1	0	0	3		
Jason LaRue, R (1.2) OBP: 0.300, SLG: 0.408										3	0	1	0	0	1	0		
Wilton Guerrero, S (1.4) OBP: 0.190, SLG: 0.190										3	0	1	0	0	0	1		
Elmer Dessens, R (1.1) OBP: 0.143, SLG: 0.063										1	0	0	0	0	0	0		
Brady Clark, R (7. PH) OBP: 0.417, SLG: 0.560										1	0	0	0	0	0	1		
Chris Nichting, R (8.1) ERA: 2.89										0	0	0	0	0	0	0		
<b>Inning Stats</b>	R: 0 E: 0 K: 0 S: 6	H: 1 LOB: 0 BB: 0 P: 9	R: 1 E: 0 K: 1 S: 7	H: 2 LOB: 0 BB: 0 P: 12	R: 0 E: 0 K: 0 S: 8	H: 1 LOB: 1 BB: 0 P: 11	R: 0 E: 0 K: 1 S: 9	H: 1 LOB: 1 BB: 0 P: 16	R: 0 E: 0 K: 0 S: 7	H: 1 LOB: 1 BB: 0 P: 12	R: 0 E: 0 K: 0 S: 9	H: 2 LOB: 2 BB: 0 P: 17	R: 0 E: 0 K: 0 S: 14	H: 2 LOB: 2 BB: 0 P: 20	R: 0 E: 0 K: 0 S: 0	H: 0 LOB: 0 BB: 0 P: 0	1B: 8 SF: 0 2B: 1 SAC: 1 3B: 0 DP: 2 HR: 1 HBP: 0	WP: 0 PA: 30 PB: 0 SB: 0 CS: 0
<b>PITCHER</b>	IP WLS BF H R ER SO BB IBB HBP BLK WP HR S P ERA WHIP																	
Tom Glavine, L (1.1) ERA: 4.2	6.2 W 28 10 1 1 2 10 0 0 0 0 0 0 57 93 1.35 1.500																	
Steve Reed, R (7.1) ERA: 2.89	0.1 S 1 0 0 0 0 0 0 0 0 0 0 0 3 4 0.00 0.000																	
Mike Remlinger, L (8.1) ERA: 2.72	0.0 1 0 0 0 0 0 0 0 0 0 0 0 0 0 0 0																	





Batter	1	2	3	4	5	6	7	8	9	AB	R	H	RBI	BB	SO	LOB	TOP			
Todd Walker, L (1,4) OBP: 0.356, SLG: 0.510	3-1 G6-4-3 1B		4-0 BB		2-2 F7		0-0 E 1B	2-2 HR		4	2	3	1	1	0	0				
Dmitri Young, S (1,9) OBP: 0.363, SLG: 0.471	1-0 G6-4-3 1-2		2-2 F5		0-0 G4-3		2-2 E 1B	1-1 G6-3		5	0	1	0	0	0	2				
Ken Griffey Jr., L (1,8) OBP: 0.354, SLG: 0.458	4-2 BB		0-3 K		4-1 BB		1-3 K		0-1 G3	3	0	0	0	2	2	4				
Sean Casey, L (1,3) OBP: 0.375, SLG: 0.484	2-2 G1-3		0-2 F7		1-0 G3-1		0-3 K		0-0 F8	5	0	0	0	0	1	6				
Aaron Boone, R (1,5) OBP: 0.358, SLG: 0.506		0-1 2B 1B		0-0 G6-3		0-2 1B	1-2 E1		0-1 P4	5	0	2	0	0	0	1				
Adam Dunn, L (1,7) OBP: 0.500, SLG: 0.333		0-3 K		1-1 2B 1B		2-1 F7	1-3 2H 3H 4-0			3	0	1	0	1	1	2				
Jason LaRue, R (1,2) OBP: 0.298, SLG: 0.408		0-3 K		1-2 2B		2-3 K	0-0 G1-3			4	0	1	0	0	2	5				
Pokey Reese, R (1,6) OBP: 0.288, SLG: 0.338		0-1 2B		1-2 P6		2-3 K		2-3 K		4	0	1	0	0	2	3				
Jose Acevedo, R (1,1) Wilton Guerrero, S (4, PR) Oswaldo Fernandez, R (4, PR) Brady Cook, S (7, PR) Frankie Rodriguez, R (7, PR) Ruben Rivera, R (8, PR) Chris Nichting, R (8, PR)	1-1 F9		2-1 G3-1		1-1 1B E 1B		0-3 K			1	0	0	0	0	0	2				
<b>Inning Stats</b>	R: 0 E: 0 K: 0 S: 9	H: 1 LOB: 1 BB: 1 P: 19	R: 0 E: 0 K: 2 S: 12	H: 2 LOB: 2 BB: 0 P: 13	R: 0 E: 0 K: 1 S: 11	H: 0 LOB: 1 BB: 1 P: 17	R: 0 E: 0 K: 0 S: 12	H: 2 LOB: 2 BB: 0 P: 17	R: 0 E: 0 K: 2 S: 16	H: 1 LOB: 1 BB: 0 P: 18	R: 2 E: 1 K: 2 S: 16	H: 3 LOB: 3 BB: 1 P: 25	R: 1 E: 0 K: 2 S: 12	H: 1 LOB: 0 BB: 0 P: 17	R: 0 E: 0 K: 0 S: 5	H: 0 LOB: 0 BB: 0 P: 5	1B: 7 2B: 2 3B: 0 HR: 1	SF: 0 SAC: 0 DP: 1 HBP: 0	WP: 0 PB: 0 SB: 0 CS: 0	PA: 41
<b>PITCHER</b>	IP WLS BF H R ER SO BB IBB HBP BLK WP HR S P ERA WHIP																			
Matt Clement, R (1,1) ERA: 4.85	6.0 W 29 9 2 0 5 3 0 0 0 0 0 0 68 106 0.00 2.000																			
Aramando Almanza, L (7,1) ERA: 3.1	0.2 H 2 0 0 0 2 0 0 0 0 0 0 0 6 7 0.00 0.000																			
Ricky Bones, R (7,1) ERA: 3.72	0.1 H 3 0 0 0 0 0 1 0 0 0 0 0 4 9 0.00 0.000																			
Braden Looper, R (8,1) ERA: 4.2	1.0 H 4 1 1 1 2 0 0 0 0 0 1 12 17 9.00 1.000																			
Antonio Alfonseca, R (9,1) ERA: 2.38	1.0 S 3 0 0 0 0 0 0 0 0 0 0 0 5 5 0.00 0.000																			

**Cincinnati Reds @ Florida Marlins**  
**Pro Player Stadium, Miami, FL**  
 Fri Jul 20, 2001, 7:05 PM EDT  
 Att: 16,337 - Cloudy - 86 F


AB	37
R	3
H	10
RBI	1
BB	4
SO	9
LOB	27

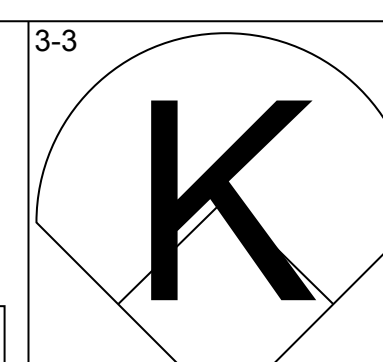
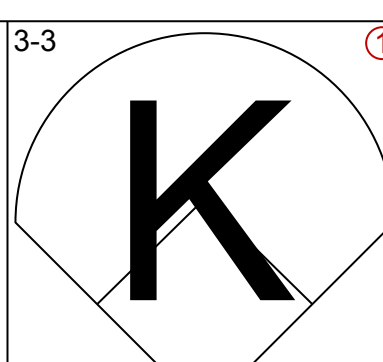
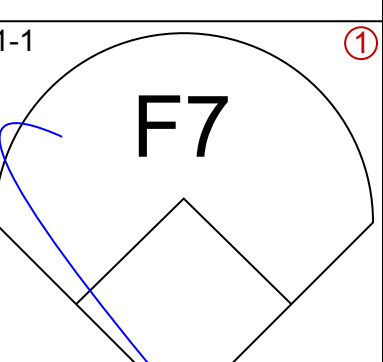
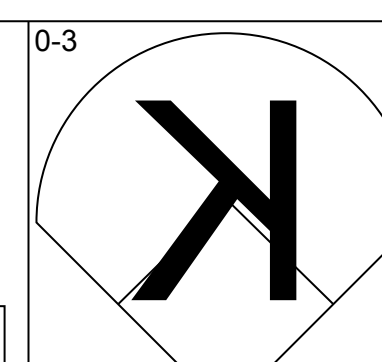
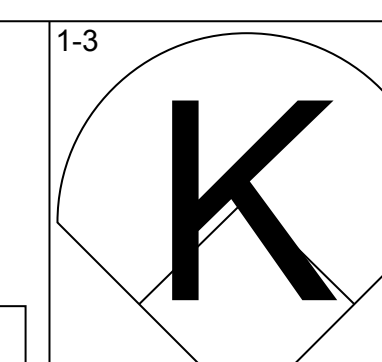
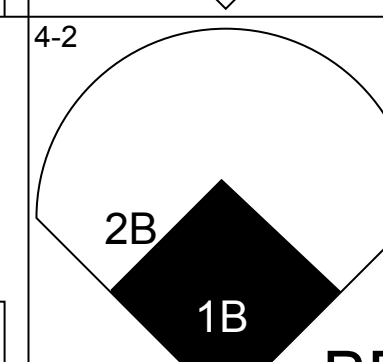
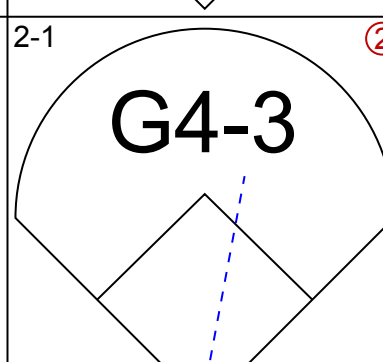
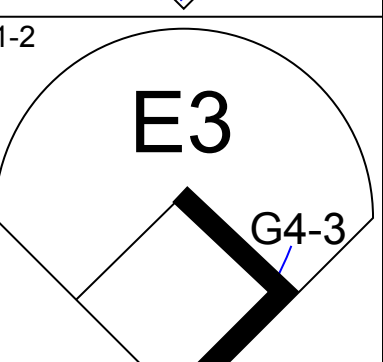
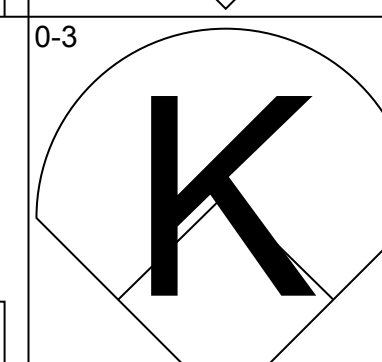
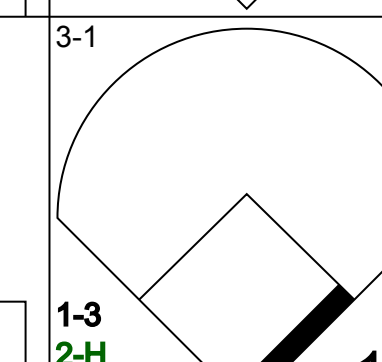
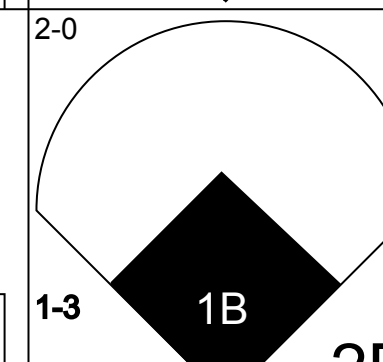
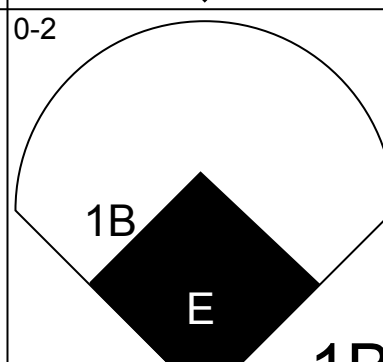
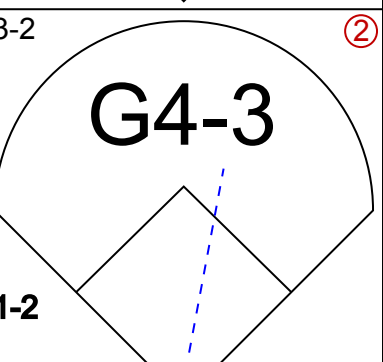

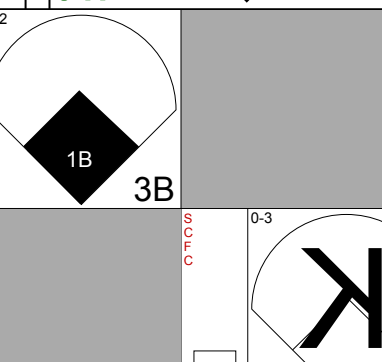
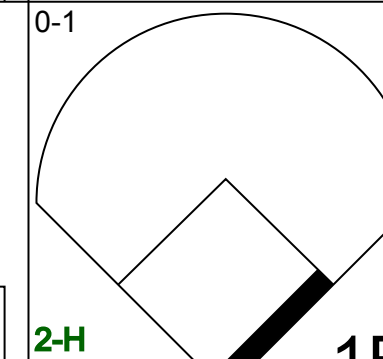
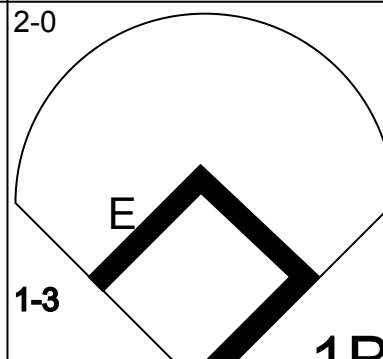
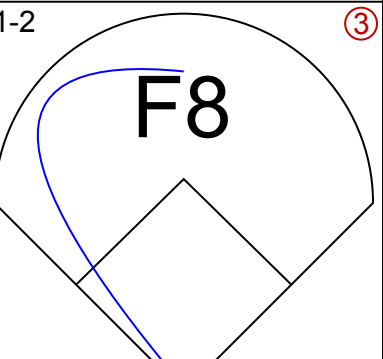

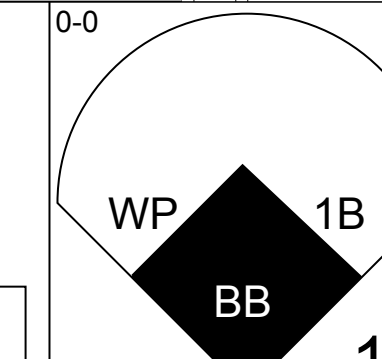
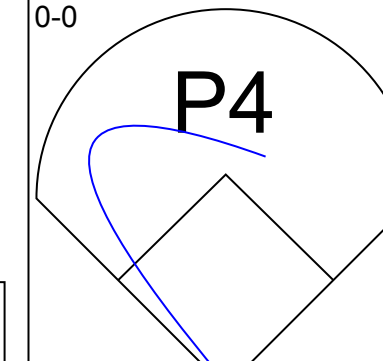
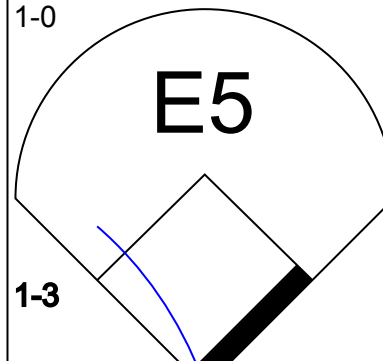


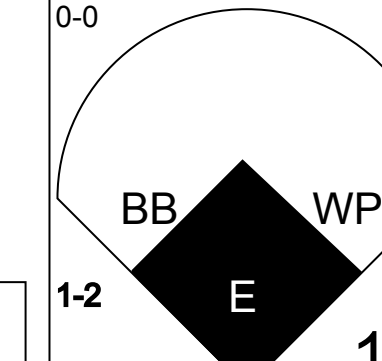
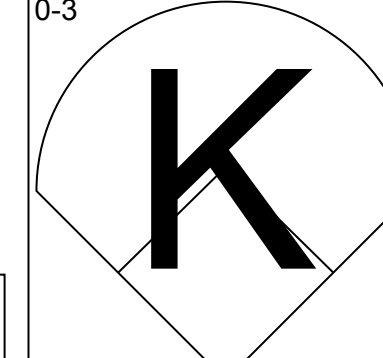
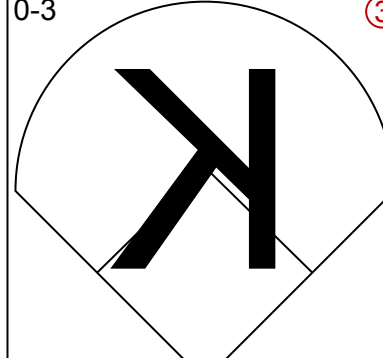


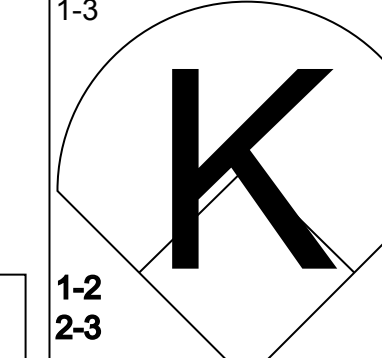


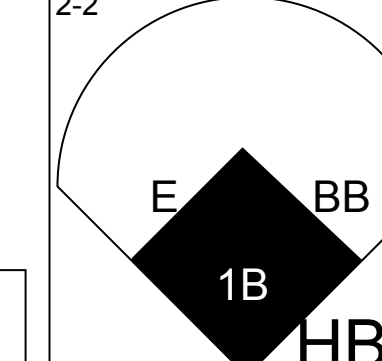

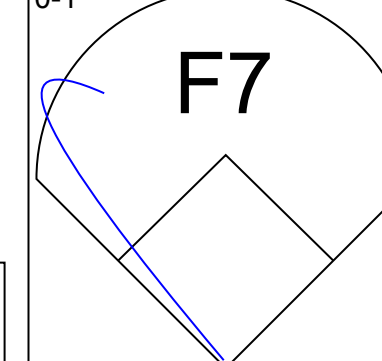

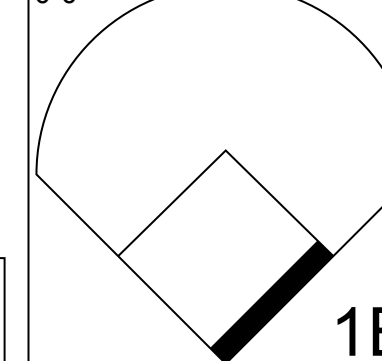
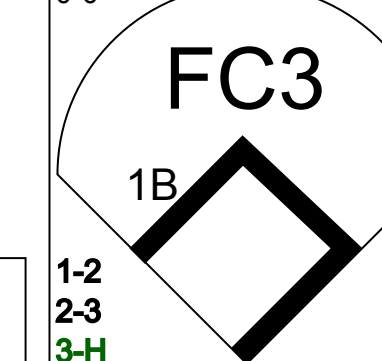


Batter	1	2	3	4	5	6	7	8	9	AB	R	H	RBI	BB	SO	LOB	BOTTOM			
Luis Castillo, S (1,4) OBP: 0.363, SLG: 0.342	2-3 K	0-2 FC5-4 CS			1-2 L5		1-1 CS 1B			4	0	1	1	0	1	1				
Alex Gonzalez, R (1,6) OBP: 0.324, SLG: 0.401	1-2 HR 1B	0-2 CS	0-0 L8		0-3 K2-3		1-0 CS	0-3 K		4	1	1	0	0	2	0				
Cliff Floyd, L (1,7) OBP: 0.424, SLG: 0.670	1-1 HR		1-2 G3-1			1-3 K		0-2 G1-3 1B		4	1	2	2	0	1	0				
Mike Lowell, R (1,5) OBP: 0.347, SLG: 0.483	1-0 HR		0-1 2B			1-0 F7		2-2 G1-3		4	1	2	1	0	0	1				
Kevin Millar, R (1,9) OBP: 0.364, SLG: 0.553	0-2 F8		0-1 F9			3-2 E5		0-1 G1-3		3	0	0	0	0	0	1				
Ryan Thompson, R (6, PR) OBP: 0.375, SLG: 0.522										1	0	0	0	0	0	1				
Derrek Lee, R (1,3) OBP: 0.317, SLG: 0.444	2-2 HR			1-2 E5 FC5-4		3-2 G1-3				3	1	1	1	0	0	1				
Charles Johnson, R (1,2) OBP: 0.352, SLG: 0.543	1-0 G4-3			2-1 FC5-4 G6-4-3			1-1 G1-3 SH1-3 1B			3	1	1	0	0	0	1				
Eric Owens, R (1,8) OBP: 0.303, SLG: 0.337		2-3 K		0-1 G6-4-3			0-1 SH1-3			2	0	0	0	0	1	1				
Matt Clement, R (1,1) ERA: 5.91	3.0 L 14 5 4 4 2 1 0 0 0 0 0 0 31 44 0.00 2.000																			
Oswaldo Fernandez, R (4,1) ERA: 6.63	3.0																			
Frankie Rodriguez, R (7,1) ERA: 10.8	1.0																			
Chris Nichting, R (8,1) ERA: 4.56	1.0																			
<b>Inning Stats</b>	R: 4 E: 0 K: 1 S: 20	H: 4 LOB: 0 BB: 0 P: 28	R: 0 E: 0 K: 1 S: 10	H: 0 LOB: 0 BB: 1 P: 16	R: 0 E: 0 K: 0 S: 8	H: 1 LOB: 1 BB: 0 P: 9	R: 0 E: 0 K: 0 S: 9	H: 0 LOB: 0 BB: 0 P: 12	R: 0 E: 0 K: 1 S: 9	H: 0 LOB: 0 BB: 0 P: 11	R: 0 E: 1 K: 1 S: 13	H: 0 LOB: 1 BB: 0 P: 21	R: 1 E: 0 K: 0 S: 9	H: 2 LOB: 0 BB: 0 P: 13	R: 0 E: 0 K: 1 S: 14	H: 1 LOB: 1 BB: 0 P: 16	1B: 4 2B: 1 3B: 0 HR: 3	SF: 0 SAC: 1 DP: 1 HBP: 0	WP: 0 PB: 0 SB: 0 CS: 2	PA: 34
<b>PITCHER</b>	IP WLS BF H R ER SO BB IBB HBP BLK WP HR S P ERA WHIP																			

**Cincinnati Reds @ Florida Marlins**  
**Pro Player Stadium, Miami, FL**  
 Fri Jul 20, 2001, 7:05 PM EDT  
 Att: 16,337 - Cloudy - 86 F

AB	30
R	5
H	8
RBI	5
BB	1
SO	5
LOB	8

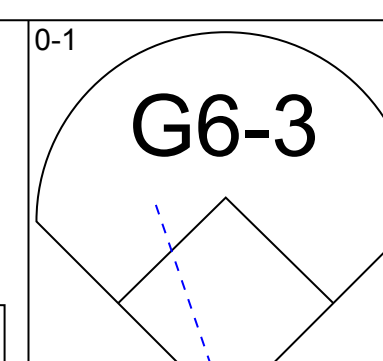
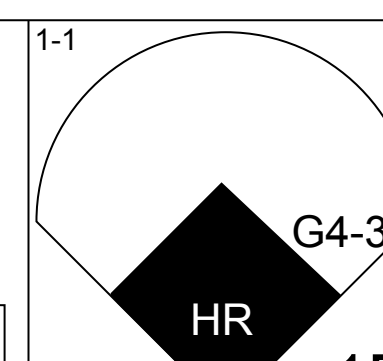
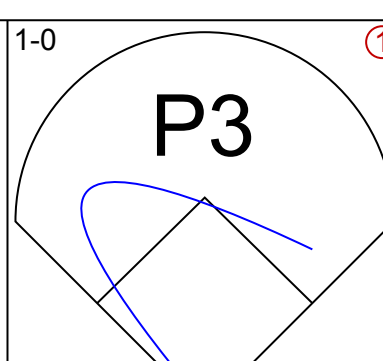
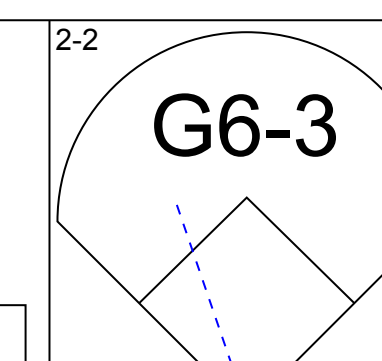
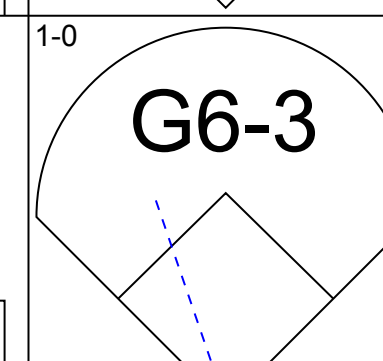
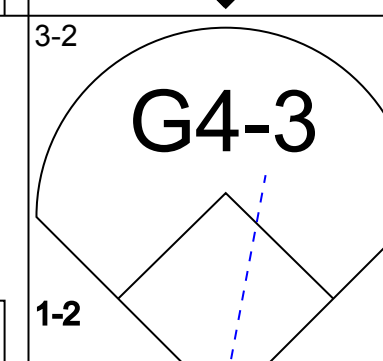
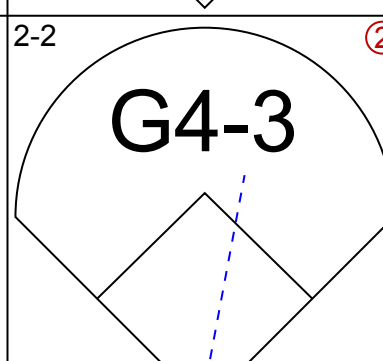
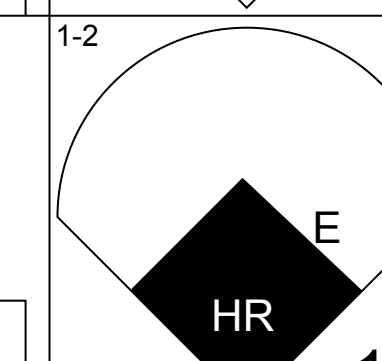
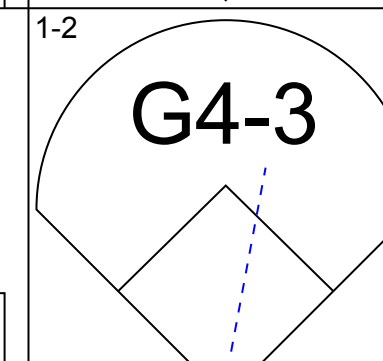
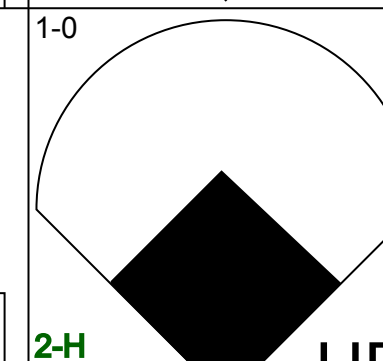
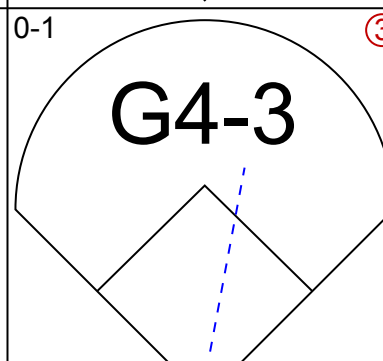
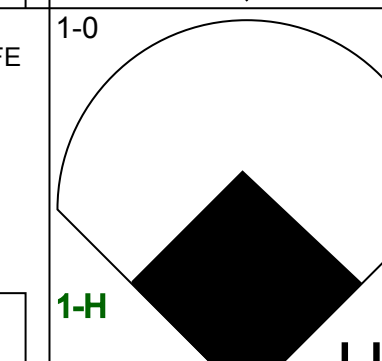
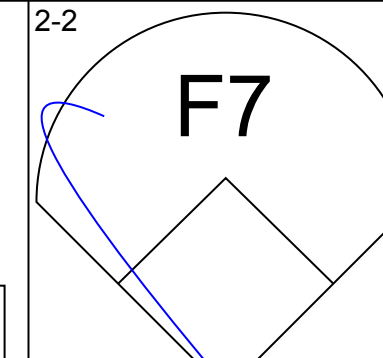

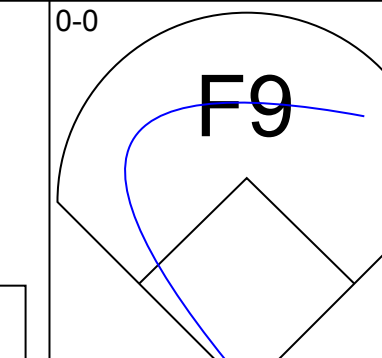
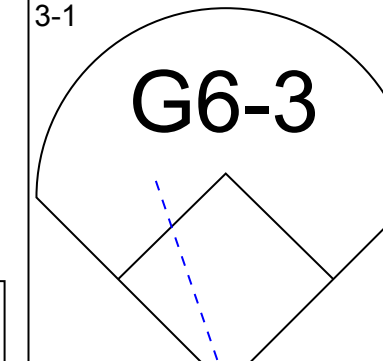












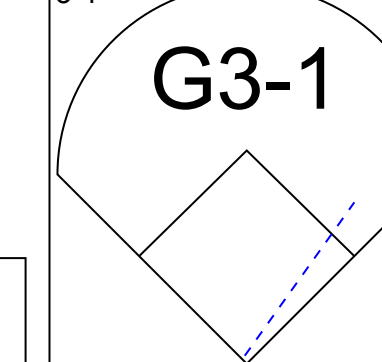
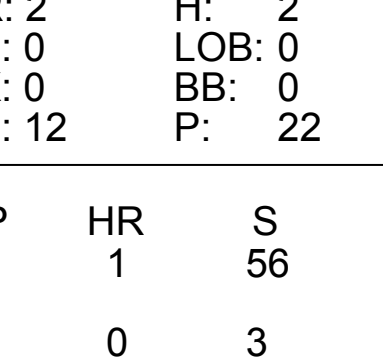
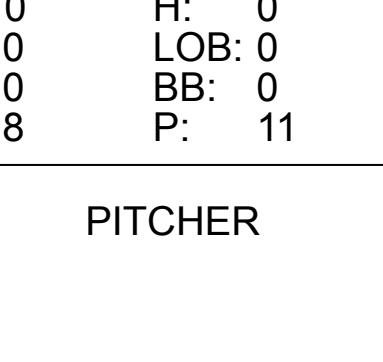
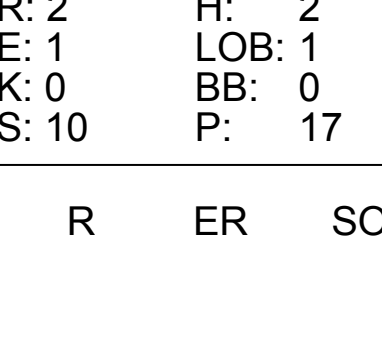


Batter	1	2	3	4	5	6	7	8	9	AB	R	H	RBI	BB	SO	LOB	TOP			
Todd Walker, L (1,4) OBP: 0.351, SLG: 0.502																	5 0 0 0 0 4 4			
Adam Dunn, L (1,9) OBP: 0.444, SLG: 0.286																	4 1 1 2 1 1 1			
Ken Griffey Jr., L (1,8) OBP: 0.362, SLG: 0.488 Danny Graves, R (8,1) OBP: 0.333, SLG: 1.333 Hector Mercado, L (9,1)																	5 3 3 0 0 1 3			
Sean Casey, L (1,3) OBP: 0.379, SLG: 0.488 Ruben Rivera, R (8, PR) OBP: 0.307, SLG: 0.416																	4 0 3 3 0 0 1			
Aaron Boone, R (1,5) OBP: 0.359, SLG: 0.502																	4 1 1 0 1 0 2			
Dmitri Young, S (1,7) OBP: 0.355, SLG: 0.464																	5 0 0 0 0 4 6			
Kelly Stinnett, R (1,2) OBP: 0.331, SLG: 0.442																	3 1 0 0 0 1 1			
Pokey Reese, R (1,6) OBP: 0.288, SLG: 0.334																	3 1 0 1 1 1 1			
59 Lance Davis, R (1,1) OBP: 0.100, SLG: 0.100 Scott Sullivan, R (7,1) D.T. Cromer, L (8, PH) OBP: 0.286, SLG: 0.526 Brady Clark, R (8,9) OBP: 0.426, SLG: 0.569																	3 0 1 0 0 1 0			
<b>Inning Stats</b>	R: 2 E: 0 K: 2 S: 12	H: 2 LOB: 1 BB: 1 P: 21	R: 0 E: 0 K: 1 S: 5	H: 0 LOB: 0 BB: 0 P: 7	R: 1 E: 1 K: 2 S: 15	H: 2 LOB: 2 BB: 0 P: 23	R: 0 E: 0 K: 1 S: 5	H: 0 LOB: 0 BB: 0 P: 9	R: 0 E: 1 K: 0 S: 13	H: 0 LOB: 1 BB: 0 P: 19	R: 0 E: 0 K: 1 S: 6	H: 1 LOB: 1 BB: 0 P: 10	R: 5 E: 1 K: 3 S: 21	H: 4 LOB: 2 BB: 1 P: 33	R: 0 E: 0 K: 1 S: 10	H: 0 LOB: 1 BB: 1 P: 17	1B: 7 2B: 1 3B: 1 HR: 0	SF: 0 SAC: 0 DP: 1 HBP: 2	WP: 1 PB: 0 SB: 0 CS: 0	PA: 43
<b>PITCHER</b>	IP WLS BF H R ER SO BB IBB HBP BLK WP HR S P ERA WHIP																			
Brad Penny, R (1,1) ERA: 3.7	7.1 L 33 8 7 4 10 1 0 1 0 1 0 0 0 74 106 4.91 1.227																			
Johnny Ruffin, R (8,1) ERA:	0.2 6 1 1 0 2 1 0 1 0 0 0 0 13 23 0.00 3.000																			
Jesus Sanchez, L (9,1) ERA: 0.83	1.0 4 0 0 0 1 1 0 0 0 0 0 0 10 17 0.00 1.000																			

**Cincinnati Reds @ Florida Marlins**  
 Pro Player Stadium, Miami, FL  
 Sat Jul 21 2001, 7:05 PM EDT  
 Att: 25,195 - Cloudy - 75 F


AB 38  
 R 8  
 H 9  
 RBI 6  
 BB 3  
 SO 13  
 LOB 21



Batter	1	2	3	4	5	6	7	8	9	AB	R	H	RBI	BB	SO	LOB	BOTTOM					
Luis Castillo, S (1,4) OBP: 0.362, SLG: 0.341																	4 1 1 0 0 0 0					
Alex Gonzalez, R (1,6) OBP: 0.323, SLG: 0.399 Dave Berg, R (8, PR) OBP: 0.234, SLG: 0.340																	4 0 1 0 0 0 1					
Cliff Floyd, L (1,7) OBP: 0.425, SLG: 0.685																	4 2 2 4 0 0 0					
Mike Lowell, R (1,5) OBP: 0.346, SLG: 0.480																	4 0 1 0 0 0 1					
Kevin Millar, R (1,9) OBP: 0.359, SLG: 0.543																	4 0 0 0 0 1 1					
Derrek Lee, R (1,3) OBP: 0.319, SLG: 0.444																	4 0 2 0 0 1 0					
Mike Redmond, R (1,2) OBP: 0.391, SLG: 0.482																	4 0 1 0 0 0 1					
Eric Owens, R (1,8) OBP: 0.302, SLG: 0.335 John Mabry, L (7, PH) OBP: 0.309, SLG: 0.372																	2 0 0 0 0 0 1					
Johnny Ruffin, R (8,1) Jesus Sanchez, L (9,1) OBP: 0.286, SLG: 0.286																	1 0 0 0 0 1 2					
Brad Penny, R (1,1) OBP: 0.132, SLG: 0.158 Andy Fox, L (8,8)																	0 0 0 0 0 0 0					
<b>Inning Stats</b>	R: 0 E: 0 K: 0 S: 6	H: 0 LOB: 0 BB: 0 P: 8	R: 0 E: 0 K: 1 S: 8	H: 1 LOB: 0 BB: 0 P: 12	R: 0 E: 0 K: 0 S: 10	H: 0 LOB: 0 BB: 0 P: 14	R: 2 E: 0 K: 0 S: 12	H: 2 LOB: 0 BB: 0 P: 22	R: 0 E: 0 K: 0 S: 7	H: 1 LOB: 1 BB: 0 P: 9	R: 0 E: 0 K: 0 S: 8	H: 0 LOB: 0 BB: 0 P: 11	R: 0 E: 0 K: 1 S: 8	H: 2 LOB: 2 BB: 0 P: 14	R: 2 E: 1 K: 0 S: 10	H: 2 LOB: 1 BB: 0 P: 17	R: 0 E: 0 K: 1 S: 12	H: 0 LOB: 0 BB: 0 P: 19	1B: 6 2B: 0 3B: 0 HR: 2	SF: 0 SAC: 0 DP: 1 HBP: 0	WP: 0 PB: 0 SB: 0 CS: 0	PA: 34
<b>PITCHER</b>	IP WLS BF H R ER SO BB IBB HBP BLK WP HR S P ERA WHIP																					
59 Lance Davis, L (1,1) ERA: 6.0	6.2 W 25 6 2 2 2 0 0 0 0 0 0 0 3 3 2.70 0.900																					
Scott Sullivan, R (7,1) ERA: 3.0	0.1 H 1 0 0 0 1 0 0 0 0 0 0 0 3 3 0.00 0.000																					
Danny Graves, R (8,1) ERA: 3.81	1.0 5 2 2 2 0 0 0 0 0 0 1 10 17 18.00 2.000																					
Hector Mercado, L (9,1) ERA: 3.28	1.0 3 0 0 0 1 0 0 0 0 0 0 12 19 0.00 0.000																					

**Cincinnati Reds @ Florida Marlins**  
 Pro Player Stadium, Miami, FL  
 Sat Jul 21 2001, 7:05 PM EDT  
 Att: 25,195 - Cloudy - 75 F

AB 34  
 R 4  
 H 8  
 RBI 4  
 BB 0  
 SO 3  
 LOB 8



Batter	1	2	3	4	5	6	7	8	9	AB	R	H	RBI	BB	SO	LOB	TOP								
Todd Walker, L (1.4) OBP: 0.348, SLG: 0.497	G4-3		G6-3			K		G6-3		5	1	1	0	0	1	2									
Adam Dunn, L (1.9) OBP: 0.429, SLG: 0.417	K		K			K			G4-3 DI G3	5	2	2	1	0	3	2									
Ken Griffey Jr., L (1.8) OBP: 0.364, SLG: 0.485	F8		1B			E9		K	G4-3	5	0	2	0	0	1	1									
Sean Casey, L (1.3) OBP: 0.380, SLG: 0.486		HR	1B			F7		F8	G3	5	1	2	1	0	0	1									
Aaron Boone, R (1.5) OBP: 0.360, SLG: 0.509		HR	1B			G6-4-3 BB		P4	E8	4	1	1	2	1	1	2									
Jason LaRue, R (1.2) OBP: 0.296, SLG: 0.403	K					G6-4-3		K	F7	5	0	1	0	0	2	3									
Pokey Reese, R (1.6) OBP: 0.287, SLG: 0.333	K					F9		G6-3 HR	1B	4	1	1	0	0	2	1									
Brady Clark, R (1.7) OBP: 0.431, SLG: 0.556						F9		G6-3	1B	3	0	1	0	1	0	2									
Chris Reitsma, R (1.1) Oswaldo Fernandez, R (3.1) Wilton Guerrero, R (5.9) Frankie Rodriguez, R (6.1) D.T. Cromer, L (8.9) Chris Nichting, R (8.1)	K								HR	1	0	0	0	0	1	1									
										1	0	0	0	0	1	1									
										0	0	0	0	0	0	0									
										0	0	0	0	0	0	0									
										1	1	2	0	0	0	0									
										0	0	0	0	0	0	0									
<b>Inning Stats</b>	R: 0 E: 0 K: 1 S: 12	H: 0 LOB: 0 BB: 0 P: 20	R: 2 E: 0 K: 3 S: 16	H: 2 LOB: 1 BB: 1 P: 28	R: 0 E: 0 K: 2 S: 13	H: 2 LOB: 2 BB: 0 P: 19	R: 0 E: 0 K: 2 S: 15	H: 1 LOB: 1 BB: 0 P: 22	R: 2 E: 1 K: 0 S: 13	H: 3 LOB: 1 BB: 1 P: 21	R: 0 E: 0 K: 1 S: 12	H: 2 LOB: 2 BB: 0 P: 18	R: 0 E: 0 K: 1 S: 9	H: 0 LOB: 0 BB: 0 P: 12	R: 2 E: 0 K: 1 S: 12	H: 2 LOB: 0 BB: 0 P: 16	R: 1 E: 1 K: 0 S: 13	H: 1 LOB: 1 BB: 0 P: 20	1B: 10 2B: 1 3B: 0 HR: 2	SF: 0 SAC: 0 DP: 1 HBP: 0	WP: 0 PB: 0 SB: 0 CS: 0	PA: 42			
<b>PITCHER</b>	IP	WLS	BF	H	R	ER	SO	BB	IBB	HBP	BLK	WP	HR	S	P	ERA	WHIP								
A.J. Burnett, R (1.1) ERA: 3.33	5.0	W	24	8	4	4	8	2	0	0	0	0	1	69	110	7.20	2.000								
Ricky Bones, R (6.1)	0.1		3	2	0	0	0	0	0	0	0	0	0	6	8	0.00	6.000								
Vic Darenburg, L (6.1) ERA: 3.89	1.2	H	5	0	0	0	3	0	0	0	0	0	0	15	22	0.00	0.000								
Braden Looper, R (8.1) ERA: 4.54	1.0		5	2	2	2	1	0	0	0	0	0	1	12	16	18.00	2.000								
Jesus Sanchez, L (9.1) ERA: 1.19	1.0		5	1	1	1	0	0	0	0	0	0	0	13	20	9.00	1.000								

Cincinnati Reds @ Florida Marlins  
Pro Player Stadium, Miami, FL  
Sun Jul 22 2001, 4:05 PM EDT  
Att: 15,381 - Cloudy - 85 F

AB	40
R	7
H	13
RBI	6
BB	2
SO	12
LOB	16



Batter	1	2	3	4	5	6	7	8	9	AB	R	H	RBI	BB	SO	LOB	BOTTOM								
Luis Castillo, S (1.4) OBP: 0.365, SLG: 0.345	G4-3		FC5			WP 1B				5	2	3	1	0	0	2									
Eric Owens, R (1.8) OBP: 0.300, SLG: 0.336	G4-3	G6-3				K2-3				5	0	1	2	0	1	2									
Cliff Floyd, L (1.7) OBP: 0.427, SLG: 0.682										3	2	1	0	2	1	0									
Braden Looper, R (8.1)										0	0	0	0	0	0	0									
Jesus Sanchez, L (9.1) OBP: 0.286, SLG: 0.286	K					PB SF8				0	0	0	0	0	0	0									
Mike Lowell, R (1.5) OBP: 0.350, SLG: 0.482		E 2B	E G4-3							5	2	3	1	0	1	2									
Derrek Lee, R (1.3) OBP: 0.318, SLG: 0.442		E5 2B	E7 G4-3 1B			F7		SF8		4	2	1	2	0	1	1									
John Mabry, L (1.9) OBP: 0.304, SLG: 0.374		F8	G4-3			F9		G6-3		5	0	1	1	0	0	4									
Charles Johnson, R (1.2) OBP: 0.352, SLG: 0.544										5	1	2	2	0	2	2									
Dave Berg, R (1.6) OBP: 0.241, SLG: 0.352										5	1	2	2	0	2	2									
A.J. Burnett, R (1.1) Kevin Millar, R (5.9) Ricky Bones, R (6.1) Vic Darenburg, L (6.1) Ryan Thompson, R (7.9) Chris Nichting, R (8.7)										2	0	1	0	0	1	1									
										1	0	0	0	0	0	2									
										0	0	0	0	0	0	0									
										0	0	0	0	0	0	0									
										1	1	0	0	0	1	0									
<b>Inning Stats</b>	R: 0 E: 0 K: 1 S: 7	H: 0 LOB: 0 BB: 0 P: 10	R: 4 E: 1 K: 1 S: 18	H: 4 LOB: 1 BB: 0 P: 26	R: 3 E: 1 K: 1 S: 14	H: 5 LOB: 2 BB: 0 P: 18	R: 0 E: 0 K: 0 S: 10	H: 0 LOB: 0 BB: 0 P: 15	R: 0 E: 1 K: 0 S: 10	H: 1 LOB: 2 BB: 0 P: 18	R: 2 E: 0 K: 1 S: 12	H: 2 LOB: 1 BB: 1 P: 23	R: 2 E: 0 K: 4 S: 19	H: 2 LOB: 2 BB: 1 P: 29	R: 0 E: 0 K: 2 S: 9	H: 1 LOB: 1 BB: 0 P: 11	1B: 11 2B: 4 3B: 0 HR: 0	SF: 1 SAC: 0 DP: 0 HBP: 0	WP: 2 PB: 1 SB: 0 CS: 0	PA: 44					
<b>PITCHER</b>	IP	WLS	BF	H	R	ER	SO	BB	IBB	HBP	BLK	WP	HR	S	P	ERA	WHIP								
Chris Reitsma, R (1.1) ERA: 4.71	2.2	L	17	8	7	5	3	0	0	0	0	0	0	35	49	16.88	3.000								
Oswaldo Fernandez, R (3.1) ERA: 6.42	2.1		10	2	0	0	0	0	0	0	0	0	0	24	38	0.00	0.857								
Frankie Rodriguez, R (6.1) ERA: 11.42	2.0		13	4	4	3	5	0	2	0	0	2	0	31	52	13.50	2.000								
Chris Nichting, R (8.1) ERA: 4.38	1.0		4	1	0	0	2	0	0	0	0	0	0	9	11	0.00	1.000								

Cincinnati Reds @ Florida Marlins  
Pro Player Stadium, Miami, FL  
Sun Jul 22 2001, 4:05 PM EDT  
Att: 15,381 - Cloudy - 85 F

AB	41
R	11
H	15
RBI	11
BB	2
SO	10
LOB	18



Batter	1	2	3	4	5	6	7	8	9	AB	R	H	RBI	BB	SO	LOB	TOP																		
Wilton Guerrero, S OBP: 0.281, SLG: 0.281 (1,4)	G6-3	G6-3					FC6-4	G3-1		5	0	1	0	0	0	5	<p>Cincinnati Reds @ Atlanta Braves</p> <p>Turner Field, Atlanta, GA</p> <p>Mon Jul 23 2001, 7:35 PM EDT</p> <p>Att: 37,052 - Sunny - 84 F</p>																		
Juan Castro, R OBP: 0.249, SLG: 0.252 (8,6)										0	0	0	0	0	0	0																			
Adam Dunn, L OBP: 0.474, SLG: 0.438 (1,9)			G6-3							4	1	2	0	1	0	1																			
Ken Griffey Jr., L OBP: 0.358, SLG: 0.489 (1,8)	F5		G6-3							5	1	1	1	0	0	2																			
Sean Casey, L OBP: 0.381, SLG: 0.486 (8, PR)										4	0	2	1	0	0	0																			
Ruben Rivera, R OBP: 0.310, SLG: 0.419 (8,9)			G4-3							1	0	1	0	0	0	0																			
Aaron Boone, R OBP: 0.364, SLG: 0.506 (1,5)	L8									2	1	0	0	2	0	3																			
Dmitri Young, S OBP: 0.357, SLG: 0.462 (1,7)										4	1	1	0	0	0	3																			
Jason LaRue, R OBP: 0.300, SLG: 0.405 (1,2)										4	1	2	0	0	0	0																			
Pokey Reese, R OBP: 0.285, SLG: 0.330 (8, PH)										3	0	0	0	0	2	2																			
Todd Walker, L OBP: 0.350, SLG: 0.498 (8,4)										1	0	1	2	0	0	0																			
Elmer Dessens, R OBP: 0.139, SLG: 0.061 (7, PH)										1	0	0	0	0	0	0																			
Brady Clark, R OBP: 0.439, SLG: 0.564 (7,1)										1	0	1	0	0	0	0																			
Scott Sullivan, R (7,1)										0	0	0	0	0	0	0																			
D.T. Cromer, L OBP: 0.304, SLG: 0.700 (8, PH)										0	0	0	1	0	0	0																			
Danny Graves, R OBP: 0.333, SLG: 1.333 (8,1)										0	0	0	0	0	0	0																			
<b>Inning Stats</b>	R: 0 E: 0 K: 0 S: 7	H: 2 LOB: 2 BB: 0 P: 11	R: 0 E: 0 K: 1 S: 14	H: 2 LOB: 2 BB: 0 P: 19	R: 0 E: 0 K: 0 S: 7	H: 0 LOB: 0 BB: 0 P: 11	R: 0 E: 0 K: 0 S: 3	H: 0 LOB: 0 BB: 0 P: 7	R: 0 E: 0 K: 0 S: 9	H: 1 LOB: 1 BB: 0 P: 15	R: 0 E: 0 K: 0 S: 6	H: 0 LOB: 1 BB: 1 P: 15	R: 0 E: 0 K: 1 S: 9	H: 1 LOB: 1 BB: 0 P: 11	R: 5 E: 1 K: 0 S: 16	H: 5 LOB: 2 BB: 1 P: 27	R: 0 E: 0 K: 0 S: 8	H: 1 LOB: 2 BB: 1 P: 18	1B: 11 2B: 1 3B: 1 HR: 0	SF: 1 SAC: 1 DP: 2 HBP: 1	WP: 0 PB: 0 SB: 2 CS: 1	PA: 41													
<b>PITCHER</b>	IP WLS BF H R ER SO BB IBB HBP BLK WP HR S P ERA WHIP																																		
Tom Glavine, L ERA: 4.05 (1,1)	7.0		29	7	1	1	2	1	0	1	0	0	0	0	0	57	91	1.29	1.143																
Mike Remlinger, L ERA: 2.53 (8,1)	0.1	L	5	3	1	1	0	1	0	0	0	0	0	0	0	11	21	27.00	12.000																
Jose Cabrera, R ERA: 1.14 (8,1)	1.2	B	7	2	3	1	0	1	0	0	0	0	0	0	0	11	22	5.40	1.800																

livebaseballscores.com

AB 35  
R 5  
H 12  
RBI 5  
BB 3  
SO 2  
LOB 16



Batter	1	2	3	4	5	6	7	8	9	AB	R	H	RBI	BB	SO	LOB	BOTTOM																		
Marcus Giles, R OBP: 0.281, SLG: 0.355 (1,4)	G4-3									5	1	2	0	0	1	3	<p>Cincinnati Reds @ Atlanta Braves</p> <p>Turner Field, Atlanta, GA</p> <p>Mon Jul 23 2001, 7:35 PM EDT</p> <p>Att: 37,052 - Sunny - 84 F</p>																		
B.J. Surhoff, L OBP: 0.326, SLG: 0.413 (1,7)	G5-3									3	0	0	1	1	0	2																			
10 Chipper Jones, S OBP: 0.408, SLG: 0.615 (1,5)	G4-3									5	1	1	0	0	1	4																			
Brian Jordan, R OBP: 0.325, SLG: 0.480 (1,9)										4	0	1	1	0	0	1																			
Ken Caminiti, S OBP: 0.314, SLG: 0.416 (8, PR)										4	0	1	0	0	2	1																			
Jesse Garcia, R OBP: 0.200, SLG: 0.200 (8, PR)										0	0	0	0	0	0	0																			
Paul Bako, L OBP: 0.282, SLG: 0.371 (9,2)										0	0	0	0	0	0	0																			
Andruw Jones, R OBP: 0.320, SLG: 0.479 (1,8)										4	0	2	0	0	0	0																			
Javy Lopez, R OBP: 0.305, SLG: 0.390 (1,2)										3	1	1	0	0	0	1																			
Dave Martinez, L OBP: 0.384, SLG: 0.449 (8, PH)										1	0	0	0	0	1	1																			
Mark DeRosa, R OBP: 0.423, SLG: 0.446 (1,6)										4	1	2	0	0	1	0																			
Tom Glavine, L OBP: 0.188, SLG: 0.138 (8,1)										1	0	1	1	0	0	0																			
Mike Remlinger, L ERA: 2.53 (8,1)										0	0	0	0	0	0	0																			
Jose Cabrera, R (8,1)										0	0	0	0	0	0	0																			
Keith Lockhart, L OBP: 0.331, SLG: 0.364 (8, PH)										1	0	1	0	0	0	0																			
<b>Inning Stats</b>	R: 1 E: 0 K: 0 S: 9	H: 2 LOB: 1 BB: 0 P: 17	R: 0 E: 0 K: 1 S: 15	H: 2 LOB: 1 BB: 0 P: 21	R: 0 E: 0 K: 1 S: 8	H: 0 LOB: 0 BB: 0 P: 10	R: 0 E: 0 K: 1 S: 11	H: 0 LOB: 0 BB: 0 P: 14	R: 1 E: 0 K: 0 S: 7	H: 2 LOB: 1 BB: 0 P: 10	R: 0 E: 0 K: 1 S: 9	H: 1 LOB: 1 BB: 0 P: 15	R: 0 E: 0 K: 1 S: 10	H: 1 LOB: 1 BB: 0 P: 15	R: 1 E: 0 K: 0 S: 11	H: 3 LOB: 1 BB: 0 P: 19		R: 0 E: 0 K: 0 S: 10	H: 1 LOB: 2 BB: 1 P: 16	1B: 8 2B: 4 3B: 0 HR: 0	SF: 1 SAC: 2 DP: 0 HBP: 0	WP: 1 PB: 0 SB: 0 CS: 1	PA: 39												
<b>PITCHER</b>	IP WLS BF H R ER SO BB IBB HBP BLK WP HR S P ERA WHIP																																		
Elmer Dessens, R ERA: 4.64 (7,1)	6.0		25	7	3	3	4	0	0	0	0	0	0	0	0	59	87	4.50	1.167																
Scott Sullivan, R ERA: 2.95 (8,1)	1.0	W	4	1	0	0	1	0	0	0	0	0	0	0	0	10	15	0.00	1.000																
Danny Graves, R ERA: 3.83 (8,1)	2.0	S	10	4	1	1	1	1	0	0	1	0	0	0	21	35	4.50	2.500																	

livebaseballscores.com

AB 35  
R 4  
H 12  
RBI 3  
BB 1  
SO 6  
LOB 13



Batter	1	2	3	4	5	6	7	8	9	AB	R	H	RBI	BB	SO	LOB	TOP					
Todd Walker, L (1.4) OBP: 0.356, SLG: 0.497	F8					G4-3 2B	G1-3		FC4-6 BB	1B	3	1	1	0	3	0						
Adam Dunn, L (1.9) OBP: 0.440, SLG: 0.455	F 2B	P6				G4-3	K		FC4-6 2B SF8	1B	6	2	2	1	0	1	3					
Ken Griffey Jr., L (1.8) Ruben Rivera, R (6, PR) OBP: 0.309, SLG: 0.417	E3 2B G4-3					2B 1B IBB			E6 2B 1B	2B K	4	3	2	0	1	0	1					
Sean Casey, L (1.3) OBP: 0.384, SLG: 0.493	G4-3 HR					K			1B SF9 2B		4	2	2	1	1	1	3					
Aaron Boone, R (1.5) OBP: 0.361, SLG: 0.506	G4-3					1B 2B			L5 SF8		4	1	1	3	0	1	4					
Dmitri Young, S (1.7) 51 Scott MacRae, R (8.1)	HR					1B IBB			SF9 1B IBB		3	1	1	2	2	0	3					
Jason LaRue, R (1.2) OBP: 0.302, SLG: 0.405	G6-3					1B			1-2 2-3 3-H		5	0	2	3	0	0	0					
Juan Castro, R (1.6) OBP: 0.241, SLG: 0.245		K				F3	L1		SF9		4	0	0	1	0	1	2					
Jim Brower, R (1.1) D.T. Cromer, L (7, PH) Scott Sullivan, R (7.1) Brady Clark, R (8.7) OBP: 0.448, SLG: 0.589	F9					K			G6-3 F7		3	0	0	0	0	1	0					
<b>Inning Stats</b>	R: 4 E: 1 K: 0 S: 12	H: 3 LOB: 0 BB: 0 P: 16	R: 0 E: 0 K: 1 S: 10	H: 0 LOB: 1 BB: 1 P: 17	R: 0 E: 0 K: 1 S: 7	H: 1 LOB: 1 BB: 0 P: 13	R: 0 E: 0 K: 1 S: 9	H: 0 LOB: 0 BB: 0 P: 13	R: 3 E: 0 K: 1 S: 12	H: 2 LOB: 2 BB: 3 P: 25	R: 0 E: 0 K: 1 S: 9	H: 0 LOB: 0 BB: 0 P: 14	R: 2 E: 1 K: 0 S: 11	H: 2 LOB: 2 BB: 1 P: 19	R: 1 E: 0 K: 0 S: 14	H: 1 LOB: 2 BB: 0 P: 27	R: 1 E: 0 K: 1 S: 15	H: 3 LOB: 2 BB: 0 P: 22	1B: 5 2B: 6 3B: 0 HR: 1	SF: 2 SAC: 0 DP: 0 HBP: 0	WP: 0 PB: 0 SB: 0 CS: 0	PA: 48
<b>PITCHER</b>	IP	WLS	BF	H	R	ER	SO	BB	IBB	HBP	BLK	WP	HR	S	P	ERA	WHIP					
John Burkett, R (1.1) ERA: 2.53	6.0	L	29	6	7	4	5	2	2	0	0	0	1	59	98	6.00	1.333					
29 John Smoltz, R (7.1) ERA: 5.33	1.0		7	2	2	0	0	0	1	0	0	0	0	11	19	0.00	2.000					
Kerry Ligtenberg, R (8.1) ERA: 3.93	1.0		6	1	1	1	0	1	1	0	0	0	0	14	27	9.00	2.000					
Steve Reed, R (9.1) ERA: 3.12	1.0		6	3	1	1	1	0	0	0	0	0	0	15	22	9.00	3.000					

Cincinnati Reds @ Atlanta Braves  
Turner Field, Atlanta, GA  
Tue Jul 24 2001, 7:35 PM EDT  
Att: 34,955 - Overcast - 81 F

AB 39  
R 11  
H 12  
RBI 11  
BB 7  
SO 6  
LOB 20



Batter	1	2	3	4	5	6	7	8	9	AB	R	H	RBI	BB	SO	LOB	BOTTOM					
Marcus Giles, R (1.4) OBP: 0.333, SLG: 0.486	FC5-4 1B	2H 2B				G1-3				4	0	3	2	0	0	0						
Mark DeRosa, R (1.6) OBP: 0.407, SLG: 0.427	FC5-4 1B F9-2	G5-3				K			G5-3	4	0	0	0	0	1	3						
10 Chipper Jones, S (1.5) Wes Helms, R (6, PH) OBP: 0.284, SLG: 0.396	BB 1B					G4-3			G5-3	3	0	1	0	0	0	0						
Brian Jordan, R (1.9) OBP: 0.324, SLG: 0.475	1-2 BB					L9			F7	3	0	0	0	1	0	0						
Ken Caminiti, S (1.3) OBP: 0.309, SLG: 0.409	F9-2					G4-3			G4-3	4	0	0	0	0	0	3						
Andruw Jones, R (1.8) OBP: 0.321, SLG: 0.486		HR				CS 1B			F8	4	1	2	1	0	0	0						
Bernard Gilkey, R (1.7) OBP: 0.390, SLG: 0.493		SH3 2B 1B				F8			F8	4	1	1	0	0	0	1						
Paul Bako, L (1.2) OBP: 0.280, SLG: 0.356		F5				BB			G4-3	3	0	0	0	1	0	1						
John Burkett, R (1.1) 29 John Smoltz, R (7.1) Dave Martinez, L (7, PH) Kerry Ligtenberg, R (8.1) Steve Reed, R (9.1)	SH3					G1-3			G4-3	1	0	0	0	0	0	1						
<b>Inning Stats</b>	R: 0 E: 0 K: 0 S: 14	H: 2 LOB: 2 BB: 1 P: 27	R: 2 E: 0 K: 0 S: 13	H: 3 LOB: 1 BB: 0 P: 22	R: 0 E: 0 K: 0 S: 5	H: 0 LOB: 0 BB: 0 P: 6	R: 0 E: 0 K: 0 S: 7	H: 1 LOB: 1 BB: 1 P: 15	R: 0 E: 0 K: 1 S: 7	H: 0 LOB: 0 BB: 0 P: 10	R: 0 E: 0 K: 0 S: 6	H: 0 LOB: 0 BB: 0 P: 13	R: 1 E: 0 K: 0 S: 16	H: 2 LOB: 1 BB: 0 P: 22	R: 0 E: 0 K: 0 S: 6	H: 0 LOB: 0 BB: 0 P: 12	R: 0 E: 0 K: 0 S: 7	H: 0 LOB: 0 BB: 0 P: 12	1B: 5 2B: 2 3B: 1 HR: 1	SF: 0 SAC: 1 DP: 1 HBP: 0	WP: 0 PB: 0 SB: 0 CS: 1	PA: 35
<b>PITCHER</b>	IP	WLS	BF	H	R	ER	SO	BB	IBB	HBP	BLK	WP	HR	S	P	ERA	WHIP					
Jim Brower, R (1.1) ERA: 3.59	6.0	W	24	6	2	2	1	2	0	0	0	0	0	52	93	3.00	1.333					
Scott Sullivan, R (7.1) ERA: 3.05	1.0		5	2	1	1	0	0	0	0	0	0	0	16	22	9.00	2.000					
51 Scott MacRae, R (8.1) ERA:	2.0		6	0	0	0	0	0	0	0	0	0	0	13	24	0.00	0.000					

Cincinnati Reds @ Atlanta Braves  
Turner Field, Atlanta, GA  
Tue Jul 24 2001, 7:35 PM EDT  
Att: 34,955 - Overcast - 81 F

AB 32  
R 3  
H 8  
RBI 3  
BB 2  
SO 1  
LOB 9



Batter	1	2	3	4	5	6	7	8	9	AB	R	H	RBI	BB	SO	LOB	TOP					
Todd Walker, L OBP: 0.357, SLG: 0.494										4	1	1	0	1	2	0	<b>Cincinnati Reds @ Atlanta Braves</b> Turner Field, Atlanta, GA Wed Jul 25 2001, 1:05 PM EDT Att: 37,015 - Overcast - 82 F					
Adam Dunn, L OBP: 0.414, SLG: 0.423										4	0	1	1	0	1	0						
Ken Griffey Jr., L OBP: 0.363, SLG: 0.486										3	0	0	0	1	2	2						
Sean Casey, L OBP: 0.382, SLG: 0.493										4	0	1	0	0	1	2						
Dmitri Young, S OBP: 0.359, SLG: 0.465										3	0	0	0	1	0	0						
Jason LaRue, R OBP: 0.305, SLG: 0.404										3	0	1	0	1	0	2						
Pokey Reese, R OBP: 0.284, SLG: 0.332										4	0	1	0	0	1	2						
Brady Clark, R OBP: 0.437, SLG: 0.559										3	1	0	0	1	1	0						
Jose Acevedo, R Hector Mercado, L Chris Nichting, R Wilton Guerrero, S Oswaldo Fernandez, R D.T. Gromer, L										1	0	0	0	0	0	0						
										0	0	0	0	0	0	0						
<b>Inning Stats</b>	R: 0 E: 0 K: 3 S: 9	H: 0 LOB: 0 BB: 0 P: 13	R: 0 E: 0 K: 0 S: 7	H: 0 LOB: 0 BB: 0 P: 12	R: 2 E: 1 K: 0 S: 14	H: 1 LOB: 2 BB: 3 P: 32	R: 0 E: 0 K: 1 S: 7	H: 0 LOB: 0 BB: 1 P: 13	R: 0 E: 0 K: 1 S: 8	H: 0 LOB: 0 BB: 0 P: 11	R: 0 E: 0 K: 0 S: 6	H: 1 LOB: 2 BB: 1 P: 12	R: 1 E: 0 K: 2 S: 16	H: 3 LOB: 2 BB: 0 P: 24	R: 0 E: 0 K: 1 S: 19	H: 1 LOB: 1 BB: 0 P: 27	R: 0 E: 0 K: 1 S: 8	H: 0 LOB: 0 BB: 0 P: 10	1B: 4 2B: 2 3B: 0 HR: 0	SF: 0 SAC: 1 DP: 0 HBP: 0	WP: 1 PB: 0 SB: 0 CS: 2	PA: 38
<b>PITCHER</b>	IP WLS BF H R ER SO BB IBB HBP BLK WP HR S P ERA WHIP	IP WLS BF H R ER SO BB IBB HBP BLK WP HR S P ERA WHIP																				
Kevin Millwood, R ERA: 4.38	(1, 1) 6.0 W 24 2 2 0 5 4 1 0 0 0 1 0 51 93 0.00 1.000																					
Steve Reed, R ERA: 3.29	(7, 1) 0.2 4 2 1 1 1 0 0 0 0 0 0 0 11 18 13.50 3.000																					
Mike Remlinger, L ERA: 2.86	(7, 1) 1.1 6 2 0 0 2 0 0 0 0 0 0 0 24 33 0.00 1.500																					
Steve Karsay, R ERA: 1.56	(9, 1) 1.0 3 0 0 0 1 0 0 0 0 0 0 0 8 10 0.00 0.000																					

Batter	1	2	3	4	5	6	7	8	9	AB	R	H	RBI	BB	SO	LOB	BOTTOM			
Marcus Giles, R OBP: 0.317, SLG: 0.450										5	1	1	0	0	0	2	<b>Cincinnati Reds @ Atlanta Braves</b> Turner Field, Atlanta, GA Wed Jul 25 2001, 1:05 PM EDT Att: 37,015 - Overcast - 82 F			
Dave Martinez, L OBP: 0.376, SLG: 0.438										5	0	0	0	0	0	4				
10 Chipper Jones, S OBP: 0.412, SLG: 0.629										5	2	4	1	0	1	0				
Brian Jordan, R OBP: 0.325, SLG: 0.483										5	2	2	3	0	0	2				
Andruw Jones, R OBP: 0.324, SLG: 0.484										2	3	0	0	3	1	0				
Wes Helms, R OBP: 0.277, SLG: 0.386										4	0	0	0	0	2	5				
Mark DeRosa, R OBP: 0.420, SLG: 0.440										4	2	3	2	0	0	0				
Paul Bako, L OBP: 0.291, SLG: 0.403										4	1	2	4	0	1	2				
Kevin Millwood, R Jesse Garcia, R Steve Reed, R Mike Remlinger, L Keith Lockhart, L Steve Karsay, R										3	0	2	1	0	0	1				
										0	0	0	0	0	0	0				
<b>Inning Stats</b>	R: 0 E: 0 K: 0 S: 9	H: 1 LOB: 1 BB: 0 P: 13	R: 0 E: 0 K: 1 S: 6	H: 0 LOB: 0 BB: 0 P: 8	R: 0 E: 0 K: 0 S: 8	H: 1 LOB: 1 BB: 0 P: 14	R: 3 E: 0 K: 0 S: 18	H: 3 LOB: 1 BB: 1 P: 26	R: 0 E: 0 K: 1 S: 7	H: 0 LOB: 0 BB: 0 P: 9	R: 4 E: 2 K: 1 S: 16	H: 5 LOB: 1 BB: 1 P: 28	R: 1 E: 0 K: 0 S: 10	H: 2 LOB: 2 BB: 1 P: 21	R: 3 E: 0 K: 1 S: 11	H: 3 LOB: 0 BB: 0 P: 16	1B: 9 2B: 3 3B: 1 HR: 2	SF: 0 SAC: 0 DP: 1 HBP: 0	WP: 1 PB: 0 SB: 0 CS: 0	PA: 41
<b>PITCHER</b>	IP WLS BF H R ER SO BB IBB HBP BLK WP HR S P ERA WHIP	IP WLS BF H R ER SO BB IBB HBP BLK WP HR S P ERA WHIP																		
Jose Acevedo, R ERA: 6.44	(1, 1) 5.1 L 25 7 6 6 3 2 0 0 0 0 0 0 0 7 14 = =																			
Hector Mercado, L ERA: 3.53	(6, 1) 0.0 3 3 1 1 0 0 0 0 0 0 0 0 2 3 0.00 0.000																			
Chris Nichting, R ERA: 4.26	(6, 1) 0.2 1 0 0 0 0 0 0 0 0 0 0 0 1 21 18.00 2.500																			
Oswaldo Fernandez, R ERA: 6.72	(7, 1) 2.0 12 5 4 4 2 0 1 0 0 0 0 1 21 37																			

Batter	1	2	3	4	5	6	7	8	9	AB	R	H	RBI	BB	SO	LOB	TOP										
<b>Luis Castillo, S</b> OBP: 0.368, SLG: 0.346 (1, 4)	B1-3 1-1		2B 0-0				1B 2-1		FC4-6 1B BB 4-2	3	0	2	2	2	0	0	<b>Florida Marlins @ Cincinnati Reds</b> Cinergy Field, Cincinnati, OH Fri Jul 27 2001, 7:05 PM EDT Att: 26,058 - Sunny - 81°F										
<b>Alex Gonzalez, R</b> OBP: 0.323, SLG: 0.398 (1, 6)	K 1-3		F7 0-1				1B 0-0		FC4-6 1B 1-2	5	0	2	0	0	2	2											
<b>Cliff Floyd, L</b> OBP: 0.420, SLG: 0.670 (1, 7)	F7 0-0		L8 1-1						FC4-6 HBP 2B 1-2 2-3	5	1	1	0	0	0	3											
<b>Mike Lowell, R</b> OBP: 0.353, SLG: 0.482 (1, 5)		F7 1-1							F7 1-0	4	0	1	0	0	0	1											
<b>Kevin Millar, R</b> OBP: 0.367, SLG: 0.547 (1, 9)		F9 2-1							HBP 1-2	4	1	2	0	1	1	3											
<b>Derrek Lee, R</b> OBP: 0.316, SLG: 0.447 (1, 3)									HR BB 1-0	4	1	1	3	0	2	3											
<b>Charles Johnson, R</b> OBP: 0.356, SLG: 0.538 (1, 2)									HR 1-3	4	1	2	0	0	2	2											
<b>Eric Owens, R</b> OBP: 0.301, SLG: 0.348 (1, 8)									HR 1-1	4	1	1	0	0	0	0											
<b>Matt Clement, R</b> OBP: 0.291, SLG: 0.332 Jesus Sanchez, L OBP: 0.296, SLG: 0.286 Andy Fox, L OBP: 0.294, SLG: 0.294 Armando Almanza, L OBP: 0.296, SLG: 0.296 Johnny Ruffin, R OBP: 0.296, SLG: 0.296 John Mabry, L OBP: 0.296, SLG: 0.296 (1, 1) (5, 1) (7, PH) (7, 1) (7, 1) (9, PH)									F8 0-1	1	0	0	0	0	1	0											
<b>Inning Stats</b>	R: 0 E: 0 K: 1 S: 6	H: 0 LOB: 0 BB: 0 P: 8	R: 0 E: 0 K: 1 S: 7	H: 0 LOB: 0 BB: 0 P: 10	R: 2 E: 0 K: 0 S: 11	H: 3 LOB: 1 BB: 0 P: 15	R: 0 E: 0 K: 0 S: 13	H: 2 LOB: 2 BB: 0 P: 19	R: 0 E: 0 K: 2 S: 10	H: 0 LOB: 1 BB: 1 P: 15	R: 0 E: 0 K: 2 S: 15	H: 2 LOB: 2 BB: 0 P: 21	R: 0 E: 0 K: 0 S: 7	H: 2 LOB: 0 BB: 0 P: 11	R: 3 E: 0 K: 1 S: 12	H: 2 LOB: 3 BB: 1 P: 19		R: 0 E: 0 K: 1 S: 12	H: 1 LOB: 3 BB: 1 P: 20	1B: 8 2B: 3 3B: 0 HR: 1	SF: 0 SAC: 1 DP: 0 HBP: 1	WP: 0 PB: 0 SB: 0 CS: 0	PA: 41				
<b>PITCHER</b>	IP	WLS	BF	H	R	ER	SO	BB	IBB	HBP	BLK	WP	HR	S	P	ERA	WHIP										
<b>59 Lance Davis, L</b> ERA: 5.62 (1, 1)	5.2	W	25	7	2	2	5	1	0	0	0	0	0	59	83	3.18	1.412										
<b>Chris Nething, R</b> ERA: 4.21 (6, 1)	0.1	H	1	0	0	0	1	0	0	0	0	0	0	3	5	0.00	0.000										
<b>Scott Sullivan, R</b> ERA: 3.38 (7, 1)	2.0		10	4	3	3	1	1	0	0	0	0	1	19	30	13.50	2.500										
<b>51 Scott MacRae, R</b> ERA: 3.81 (9, 1)	0.2	S	1	0	0	0	0	1	0	1	0	0	0	9	16	0.00	3.000										
<b>Danny Graves, R</b> ERA: 3.81 (9, 1)	0.1	S	1	0	0	0	1	0	0	0	0	0	0	3	4	0.00	0.000										

AB 36  
R 5  
H 12  
RBI 5  
BB 3  
SO 8  
LOB 14



Batter	1	2	3	4	5	6	7	8	9	AB	R	H	RBI	BB	SO	LOB	BOTTOM										
<b>Brady Clark, R</b> OBP: 0.434, SLG: 0.532 (1, 8)	F9 3-2		G6-3 3-2				FC4 2B 2-3		SF9 1B BB 4-2	3	3	0	0	2	0	1	<b>Florida Marlins @ Cincinnati Reds</b> Cinergy Field, Cincinnati, OH Fri Jul 27 2001, 7:05 PM EDT Att: 26,058 - Sunny - 81°F										
<b>Todd Walker, L</b> OBP: 0.357, SLG: 0.495 51 Scott MacRae, R OBP: 0.333, SLG: 1.333 (1, 4) (9, 1) (9, 1)	G3-1 2-2		G6-3 0-0				FC3-6 SF9 1B 1-3		SF9 1B BB 0-1	5	2	2	3	0	0	1											
<b>Danny Graves, R</b> OBP: 0.333, SLG: 1.333 (9, 1)									G5-2-3 1B 1-3 2H	0	0	0	0	0	0	0											
<b>Adam Dunn, L</b> OBP: 0.471, SLG: 0.586 (1, 9)	K 0-3						FC3-6 BB 4-1		1B BB 0-0	3	1	2	2	2	1	0											
<b>Sean Casey, L</b> OBP: 0.383, SLG: 0.490 (1, 3)							FC3-6 BB 1-2 2-3		SF9 1B BB 0-0	2	1	0	1	2	0	2											
<b>Aaron Boone, R</b> OBP: 0.362, SLG: 0.516 (1, 5)							G4-3 1-2		SF9 1B BB 0-1	4	1	2	4	0	0	3											
<b>Dmitri Young, S</b> OBP: 0.355, SLG: 0.460 (1, 7)							G4-3 0-0		SF9 1B BB 1-2	4	0	0	0	0	1	3											
<b>Jason LaRue, R</b> OBP: 0.308, SLG: 0.410 (1, 2)							F8 1-3		F8 1-0	4	0	0	0	0	2												
<b>Pokey Reese, R</b> OBP: 0.281, SLG: 0.328 (1, 6)							L5 1-0		G6-3 0-0	4	0	2	0	0	0	2											
<b>59 Lance Davis, R</b> ERA: 5.24 Chris Nething, R ERA: 1.09 Wilton Guerrero, S ERA: 3.23 Scott Sullivan, R ERA: 3.23 D.T. Cromer, L ERA: 7.71 Juan Castro, R ERA: 7.71 (1, 1) (5, 1) (6, PH) (7, 1) (8, PH) (8, PH) (9, 4)							FC4 2B 2B 3-1		K2-3 2B 2-3	2	1	1	0	0	1	1											
<b>Inning Stats</b>	R: 0 E: 0 K: 1 S: 11	H: 0 LOB: 0 BB: 0 P: 16	R: 2 E: 0 K: 1 S: 12	H: 2 LOB: 1 BB: 1 P: 21	R: 1 E: 0 K: 0 S: 8	H: 1 LOB: 0 BB: 0 P: 11	R: 0 E: 0 K: 0 S: 11	H: 1 LOB: 1 BB: 0 P: 16	R: 3 E: 0 K: 1 S: 13	H: 2 LOB: 1 BB: 1 P: 23	R: 0 E: 0 K: 1 S: 6	H: 0 LOB: 0 BB: 0 P: 11	R: 2 E: 1 K: 0 S: 9	H: 1 LOB: 2 BB: 2 P: 22	R: 2 E: 0 K: 0 S: 10	H: 3 LOB: 2 BB: 2 P: 21	1B: 3 2B: 5 3B: 0 HR: 2	SF: 2 SAC: 0 DP: 1 HBP: 0	WP: 0 PB: 0 SB: 0 CS: 0	PA: 41							
<b>PITCHER</b>	IP	WLS	BF	H	R	ER	SO	BB	IBB	HBP	BLK	WP	HR	S	P	ERA	WHIP										
<b>Matt Clement, R</b> ERA: 5.24 (1, 1)	4.0	L	21	6	6	6	2	2	0	0	0	0	0	13	20	0.00	0.000										
<b>Jesus Sanchez, L</b> ERA: 1.09 (5, 1)	2.0		6	0	0	0	2	0	0	0	0	0	0	5	15	27.00	6.000										
<b>Armando Almanza, L</b> ERA: 3.23 (7, 1)	0.1		4	0	2	1	0	2	0	0	0	0	0	5	15	27.00	6.000										
<b>Johnny Ruffin, R</b> ERA: 7.71 (7, 1)	1.2		10	4	2	2	0	1	1	0	0	0	0	14	28	10.80	3.000										


AB 33  
R 10  
H 10  
RBI 10  
BB 6  
SO 4  
LOB 15



Batter	1	2	3	4	5	6	7	8	9	AB	R	H	RBI	BB	SO	LOB	TOP					
Luis Castillo, S OBP: 0.369, SLG: 0.348 (1,4)										4	0	2	0	0	0	1						
Alex Gonzalez, R OBP: 0.325, SLG: 0.399 (1,6)										4	0	2	0	0	0	2						
Cliff Floyd, L OBP: 0.419, SLG: 0.666 (1,7)										4	0	1	0	0	0	4						
Mike Lowell, R OBP: 0.352, SLG: 0.478 (1,5)										3	0	0	0	1	0	2						
Kevin Millar, R OBP: 0.362, SLG: 0.538 (1,9)											4	0	0	0	0	2						
Derrek Lee, R OBP: 0.312, SLG: 0.442 (1,3)											4	0	0	0	0	1						
Charles Johnson, R OBP: 0.353, SLG: 0.532 (1,2)										3	0	0	0	0	2	1						
Eric Owens, R OBP: 0.302, SLG: 0.348 (1,8)											3	0	1	0	0	0						
Brad Penny, R OBP: 0.125, SLG: 0.150 (1,1)											2	0	0	0	0	1						
Gary Knotts, R (7,1)										0	0	0	0	0	0	0						
Andy Fox, L (8,PH)										1	0	0	0	0	0	0						
Vic Darenbourg, L (8,1)										0	0	0	0	0	0	0						
<b>Inning Stats</b>	R: 0 E: 0 K: 0 S: 8	H: 1 LOB: 0 BB: 0 P: 11	R: 0 E: 0 K: 1 S: 6	H: 0 LOB: 1 BB: 1 P: 13	R: 0 E: 0 K: 1 S: 12	H: 1 LOB: 1 BB: 0 P: 16	R: 0 E: 0 K: 1 S: 11	H: 1 LOB: 0 BB: 0 P: 14	R: 0 E: 0 K: 1 S: 5	H: 0 LOB: 0 BB: 0 P: 7	R: 0 E: 0 K: 0 S: 5	H: 1 LOB: 1 BB: 0 P: 8	R: 0 E: 0 K: 0 S: 7	H: 0 LOB: 0 BB: 0 P: 9	R: 0 E: 0 K: 2 S: 8	H: 2 LOB: 2 BB: 0 P: 13	R: 0 E: 0 K: 2 S: 8	H: 0 LOB: 0 BB: 0 P: 9	1B: 6 2B: 0 3B: 0 HR: 0	SF: 0 SAC: 0 DP: 0 HBP: 0	WP: 0 PB: 0 SB: 0 CS: 1	PA: 33
<b>PITCHER</b> Elmer Dessens, R ERA: 4.33 (1,1)	IP: 9.0 WLS: W BF: 33 H: 6 R: 0 ER: 0 SO: 6 BB: 1 IBB: 0 HBP: 0 BLK: 0 WP: 0 HR: 0 S: 70 P: 100 ERA: 0.00 WHIP: 0.778															<b>PITCHER</b>						

Florida Marlins @ Cincinnati Reds  
Cinergy Field, Cincinnati, OH  
Sat Jul 28 2001, 7:05 PM EDT  
Att: 29,145 - Cloudy - 78 F


AB 32  
R 0  
H 6  
RBI 0  
BB 1  
SO 6  
LOB 15



Batter	1	2	3	4	5	6	7	8	9	AB	R	H	RBI	BB	SO	LOB	BOTTOM			
Todd Walker, L OBP: 0.356, SLG: 0.492 (1,4)										4	0	1	0	0	0	0				
Adam Dunn, L OBP: 0.447, SLG: 0.531 (1,9)										3	1	0	0	1	2	1				
Ken Griffey Jr., L OBP: 0.366, SLG: 0.503 (1,8)										3	1	1	1	1	0	1				
Sean Casey, L OBP: 0.381, SLG: 0.486 (1,3)										3	1	0	0	1	0	1				
Ruben Rivera, R OBP: 0.309, SLG: 0.417 (9,7)										0	0	0	0	0	0	0				
Aaron Boone, R OBP: 0.360, SLG: 0.511 (1,5)										3	1	0	0	1	0	0				
Dmitri Young, S OBP: 0.355, SLG: 0.467 (1,7)										3	1	1	4	0	1	0				
Jason LaRue, R OBP: 0.308, SLG: 0.409 (1,2)										3	0	1	0	0	1	0				
Pokey Reese, R OBP: 0.282, SLG: 0.326 (1,6)										2	0	0	0	1	0	0				
Elmer Dessens, R OBP: 0.128, SLG: 0.056 (1,1)										3	0	0	0	0	2	2				
<b>Inning Stats</b>	R: 1 E: 0 K: 1 S: 11	H: 1 LOB: 0 BB: 0 P: 18	R: 0 E: 0 K: 1 S: 7	H: 0 LOB: 0 BB: 0 P: 10	R: 0 E: 0 K: 1 S: 6	H: 0 LOB: 0 BB: 0 P: 10	R: 0 E: 0 K: 1 S: 8	H: 0 LOB: 1 BB: 1 P: 14	R: 0 E: 0 K: 1 S: 13	H: 1 LOB: 2 BB: 1 P: 19	R: 4 E: 0 K: 1 S: 13	H: 1 LOB: 0 BB: 3 P: 28	R: 0 E: 0 K: 0 S: 13	H: 1 LOB: 0 BB: 0 P: 21	R: 0 E: 0 K: 0 S: 8	H: 0 LOB: 0 BB: 0 P: 9	1B: 2 2B: 0 3B: 0 HR: 2	SF: 0 SAC: 0 DP: 1 HBP: 0	WP: 0 PB: 0 SB: 0 CS: 0	PA: 32
<b>PITCHER</b> Brad Penny, R ERA: 3.88 (1,1)	IP: 6.0 WLS: L BF: 25 H: 3 R: 5 ER: 5 SO: 6 BB: 5 IBB: 0 HBP: 0 BLK: 0 WP: 0 HR: 2 S: 58 P: 99 ERA: 7.50 WHIP: 1.333															<b>PITCHER</b>				
Gary Knotts, R ERA (7,1)	1.0 4 1 0 0 0 0 0 0 0 0 0 13 21 0.00 1.000																			
Vic Darenbourg, L ERA: 3.68 (8,1)	1.0 3 0 0 0 0 0 0 0 0 0 0 8 9 0.00 0.000																			

Florida Marlins @ Cincinnati Reds  
Cinergy Field, Cincinnati, OH  
Sat Jul 28 2001, 7:05 PM EDT  
Att: 29,145 - Cloudy - 78 F

AB 27  
R 5  
H 4  
RBI 5  
BB 5  
SO 6  
LOB 5











Batter	1	2	3	4	5	6	7	8	9	AB	R	H	RBI	BB	SO	LOB	TOP								
Todd Walker, L OBP: 0.355, SLG: 0.491 (1, 4)	F5		CS 1B	L8			F7		L9	5	0	1	0	0	0	2	<b>Cincinnati Reds @ Los Angeles Dodgers</b> Dodger Stadium, Los Angeles, CA Thu Aug 02 2001, 7:10 PM PDT Att: 30,171 - Sunny - 69 F								
Adam Dunn, L OBP: 0.379, SLG: 0.408 Danny Graves, R OBP: 0.250, SLG: 1.000 (1, 9)	E6		1-2	L3			BB		F8	4	0	0	0	1	1	1									
Ken Griffey Jr., L OBP: 0.366, SLG: 0.519 (1, 8)	P1		HR	K			K			4	1	1	1	0	2	3									
Sean Casey, L OBP: 0.383, SLG: 0.493 (1, 3)	F7		K				F5		G6-3	4	0	0	0	0	1	3									
Aaron Boone, R OBP: 0.371, SLG: 0.524 (1, 5)		HR		HR			G1-3		K	3	2	1	1	1	1	0									
Dmitri Young, S OBP: 0.357, SLG: 0.486 (1, 7)	G6-3			HR			HR		G4-3	4	2	2	3	0	0	0									
Jason LaRue, R OBP: 0.310, SLG: 0.427 (1, 2)		HR		K			G6-3			4	2	2	2	0	1	0									
Pokey Reese, R OBP: 0.291, SLG: 0.334 (1, 6)	G3			E 1B			F5		F8	4	0	1	0	0	0	0									
Elmer Dessens, R Chris Nitching, R Hector Mercado, L Wilton Guerrero, S Scott Sullivan, R Brady Clark, R (1, 1) (5, 1) (6, 1) (7, PH) (7, 1) (9, PH)	G3			B1			BB 1B		P6	2	0	0	0	0	0	1									
<b>Inning Stats</b>	R: 0 E: 1 K: 0 S: 16	H: 0 LOB: 1 BB: 0 P: 25	R: 2 E: 0 K: 0 S: 8	H: 2 LOB: 0 BB: 0 P: 13	R: 1 E: 0 K: 2 S: 13	H: 2 LOB: 0 BB: 0 P: 21	R: 2 E: 1 K: 1 S: 11	H: 2 LOB: 1 BB: 1 P: 22	R: 0 E: 0 K: 1 S: 8	H: 0 LOB: 0 BB: 0 P: 13	R: 1 E: 0 K: 0 S: 12	H: 1 LOB: 2 BB: 1 P: 19	R: 0 E: 1 K: 1 S: 11	H: 1 LOB: 2 BB: 1 P: 18	R: 1 E: 0 K: 1 S: 9	H: 1 LOB: 0 BB: 0 P: 12		R: 0 E: 0 K: 0 S: 7	H: 0 LOB: 0 BB: 0 P: 9	1B: 3 2B: 1 3B: 0 HR: 6	SF: 0 SAC: 0 DP: 1 HBP: 0	WP: 0 PB: 0 SB: 0 CS: 1	PA: 38		
<b>PITCHER</b>	IP	WLS	BF	H	R	ER	SO	BB	IBB	HBP	BLK	WP	HR	S	P	ERA	WHIP								
Luke Prokopec, R ERA: 4.55 Giovanni Carrara, R ERA: 2.98 Jesse Orosco, L ERA: 0.98 Mike Trombley, R ERA: 3.49	(1, 1) (5, 1) (7, 1) (8, 1)	4.0 2.0 1.0 2.0	L 8 4 7	19 2 0 1	6 2 0 1	5 1 0 1	5 1 1 1	3 0 0 1	0 0 1 0	0 0 0 0	0 0 0 0	0 0 0 0	4 1 8 16	48 23 8 21	81 35 15 21	4.50 4.50 0.00 4.50	1.750 1.000 1.000 0.500								

Batter	1	2	3	4	5	6	7	8	9	AB	R	H	RBI	BB	SO	LOB	BOTTOM								
McKay Christensen, L OBP: 0.467, SLG: 0.487 (1, 8)	L6		L7			HR	K			4	1	1	1	0	1	2	<b>Cincinnati Reds @ Los Angeles Dodgers</b> Dodger Stadium, Los Angeles, CA Thu Aug 02 2001, 7:10 PM PDT Att: 30,171 - Sunny - 69 F								
Hiram Bocachica, R OBP: 0.288, SLG: 0.387 Mike Trombley, R (1, 4) (8, 1)	L7		K			K	F8			4	0	0	0	0	2	2									
Gary Sheffield, R OBP: 0.415, SLG: 0.569 (1, 7)	G6-3			G4-3		1B 2B			G5-3 1B BB	3	1	1	0	1	0	0									
Shawn Green, L OBP: 0.354, SLG: 0.567 (1, 9)		F9		F7		1B 1B			G5-3 1B	4	1	2	0	0	0	0									
Paul Lo Duca, R OBP: 0.380, SLG: 0.582 (1, 2)		F8		P4		WP 2B 1B			F9	4	1	1	2	0	0	2									
Eric Karros, R OBP: 0.309, SLG: 0.389 (1, 3)		K			1B 2B	P3			G5-3	4	0	1	0	0	1	3									
Adrián Beltré, R OBP: 0.297, SLG: 0.434 (1, 5)			K		G1-6-3 1B				G1-3	4	0	2	1	0	1	0									
Alex Cora, L OBP: 0.288, SLG: 0.344 (1, 6)			SH 1B		G1-6-3 1B	G4-3			G3-1	4	0	1	0	0	0	3									
Luke Prokopec, L Giovanni Carrara, R Jesse Orosco, R Jeff Reboluet, R Dave Hansen, L (1, 1) (5, 1) (7, 1) (8, 4) (9, PH)			SH		G4-3		G6-3		G4-3	0	0	0	0	0	0	0									
<b>Inning Stats</b>	R: 0 E: 0 K: 0 S: 7	H: 0 LOB: 0 BB: 0 P: 14	R: 0 E: 1 K: 1 S: 7	H: 0 LOB: 0 BB: 0 P: 9	R: 0 E: 0 K: 2 S: 11	H: 1 LOB: 2 BB: 0 P: 15	R: 0 E: 0 K: 0 S: 6	H: 0 LOB: 0 BB: 0 P: 9	R: 0 E: 0 K: 0 S: 7	H: 2 LOB: 1 BB: 0 P: 11	R: 4 E: 0 K: 1 S: 23	H: 5 LOB: 1 BB: 0 P: 32	R: 0 E: 0 K: 1 S: 8	H: 0 LOB: 0 BB: 0 P: 9	R: 0 E: 0 K: 0 S: 7	H: 1 LOB: 1 BB: 1 P: 12		R: 0 E: 0 K: 0 S: 8	H: 0 LOB: 0 BB: 0 P: 10	1B: 5 2B: 3 3B: 0 HR: 1	SF: 0 SAC: 1 DP: 2 HBP: 0	WP: 1 PB: 0 SB: 0 CS: 0	PA: 36		
<b>PITCHER</b>	IP	WLS	BF	H	R	ER	SO	BB	IBB	HBP	BLK	WP	HR	S	P	ERA	WHIP								
Elmer Dessens, R Chris Nitching, R Hector Mercado, L Scott Sullivan, R Danny Graves, R (1, 1) (6, 1) (6, 1) (7, 1) (9, 1)	(1, 1) (6, 1) (6, 1) (7, 1) (9, 1)	5.1 0.1 0.1 2.0 1.0	W H H H S	23 2 1 7 3	7 1 0 1 0	4 0 0 0 0	4 0 0 0 0	4 0 0 1 0	4 0 1 0 0	4 0 0 0 0	0 0 0 0 0	0 0 0 0 0	1 0 0 0 0	0 0 0 15 8	21 9 6 21 10	6.75 0.00 0.00 0.00 0.00	1.312 3.000 0.000 1.000 0.000								



Batter	1	2	3	4	5	6	7	8	9	AB	R	H	RBI	BB	SO	LOB	TOP								
<b>Todd Walker, L</b> (1,4) OBP: 0.355, SLG: 0.488	F7	K				1B		G1-3		4	1	1	0	1	1	2	<b>Cincinnati Reds @ San Diego Padres</b> Qualcomm Stadium, San Diego, CA Fri Aug 03 2001, 10:05 PM EDT Att: 27,769 - Sunny - 72 F								
<b>Adam Dunn, L</b> (1,9) OBP: 0.349, SLG: 0.370	L6		G6-3		K	K		P4		5	0	0	0	0	2	3									
<b>Ken Griffey Jr., L</b> (1,8) OBP: 0.372, SLG: 0.536	1B		K		1B	K				4	1	2	1	1	2	1									
<b>Sean Casey, L</b> (1,3) OBP: 0.383, SLG: 0.492	P3		K		1B			G4-3	HR	5	1	2	2	0	1	1									
<b>Aaron Boone, R</b> (1,5) OBP: 0.368, SLG: 0.522		E 1B 2B		K	P4			E3	K	5	2	1	0	0	2	3									
<b>Dmitri Young, S</b> (1,7) OBP: 0.355, SLG: 0.491	E4			F8				G4-3	K	5	1	1	1	0	1	3									
<b>Jason LaRue, R</b> (1,2) OBP: 0.313, SLG: 0.440										4	1	2	2	0	1	1									
<b>Scott Sullivan, R</b> (7,1)										0	0	0	0	0	0	0									
<b>Oswaldo Fernandez, R</b> (8,1) OBP: 0.100, SLG: 0.053										0	0	0	0	0	0	0									
<b>Pokey Reese, R</b> (1,6) OBP: 0.290, SLG: 0.343										4	1	1	1	0	2	2									
<b>Jim Brower, R</b> (1,1) OBP: 0.333, SLG: 0.375										2	1	1	0	0	1	2									
<b>Wilton Guerrero, S</b> (6,PH) OBP: 0.316, SLG: 0.316										1	0	0	0	0	0	0									
<b>Chris Nichting, R</b> (6,1)										0	0	0	0	0	0	0									
<b>Hector Mercado, L</b> (7,1)										0	0	0	0	0	0	0									
<b>Kelly Stinnett, R</b> (7,2) OBP: 0.329, SLG: 0.439										1	0	0	0	0	1	0									
<b>Inning Stats</b>	R: 0 E: 0 K: 0 S: 15	H: 1 LOB: 1 BB: 0 P: 18	R: 1 E: 1 K: 3 S: 15	H: 2 LOB: 2 BB: 0 P: 23	R: 0 E: 0 K: 2 S: 10	H: 0 LOB: 0 BB: 0 P: 13	R: 0 E: 0 K: 1 S: 7	H: 0 LOB: 0 BB: 0 P: 11	R: 2 E: 0 K: 1 S: 10	H: 3 LOB: 2 BB: 1 P: 17	R: 3 E: 0 K: 2 S: 13	H: 3 LOB: 1 BB: 0 P: 23	R: 2 E: 1 K: 2 S: 15	H: 1 LOB: 0 BB: 0 P: 24	R: 0 E: 0 K: 1 S: 6	H: 0 LOB: 0 BB: 0 P: 9	R: 1 E: 0 K: 2 S: 9	H: 1 LOB: 0 BB: 0 P: 14	1B: 6 2B: 1 3B: 0 HR: 4	SF: 0 SAC: 0 DP: 0 HBP: 0	WP: 2 PB: 2 SB: 0 CS: 0	PA: 42			
<b>PITCHER</b>	IP	WLS	BF	H	R	ER	SO	BB	IBB	HBP	BLK	WP	HR	S	P	ERA	WHIP								
<b>Kevin Jarvis, R</b> (1,1) ERA: 5.4	5.1	L	28	9	6	6	7	2	0	0	0	0	3	64	96	10.12	2.062								
<b>Wascar Serrano, R</b> (6,1) ERA: 5.29	1.2		7	1	2	1	4	0	0	0	0	2	0	21	33	5.40	0.600								
<b>Chuck McElroy, L</b> (8,1) ERA: 5.02	2.0		7	1	1	1	3	0	0	0	0	0	1	15	23	4.50	0.500								

AB	40
R	9
H	11
RBI	7
BB	2
SO	14
LOB	18



Batter	1	2	3	4	5	6	7	8	9	AB	R	H	RBI	BB	SO	LOB	BOTTOM								
<b>Damian Jackson, R</b> (1,4) OBP: 0.330, SLG: 0.359	K							K		4	0	1	0	1	2	1	<b>Cincinnati Reds @ San Diego Padres</b> Qualcomm Stadium, San Diego, CA Fri Aug 03 2001, 10:05 PM EDT Att: 27,769 - Sunny - 72 F								
<b>Mark Kotsay, L</b> (1,8) OBP: 0.375, SLG: 0.448	P3		K					G6-3		3	0	0	0	2	1	2									
<b>Ryan Klesko, L</b> (1,3) OBP: 0.405, SLG: 0.546	K							F7		2	0	0	0	3	1	0									
<b>Phil Nevin, R</b> (1,5) OBP: 0.404, SLG: 0.610								L7		5	0	1	0	0	1	8									
<b>Ray Lankford, L</b> (1,7) OBP: 0.345, SLG: 0.506										3	1	1	1	0	1	4									
<b>Wascar Serrano, R</b> (6,1) OBP: 0.111, SLG: 0.111										0	0	0	0	0	0	0									
<b>Wiki Gonzalez, R</b> (7,PH) OBP: 0.355, SLG: 0.500										0	0	0	0	1	0	0									
<b>Chuck McElroy, L</b> (8,1)										0	0	0	0	0	0	0									
<b>Bubba Trammell, R</b> (1,9) OBP: 0.340, SLG: 0.482										3	1	1	0	1	1	3									
<b>Ben Davis, S</b> (1,2) OBP: 0.369, SLG: 0.376										4	0	1	0	0	0	5									
<b>D'Angelo Jimenez, S</b> (1,6) OBP: 0.306, SLG: 0.327										4	0	1	0	0	0	1									
<b>Kevin Jarvis, L</b> (1,1) ERA: 3.71										2	0	0	0	0	1	1									
<b>Rickey Henderson, R</b> (6,7) OBP: 0.346, SLG: 0.316										2	0	0	0	0	1	1									
<b>Inning Stats</b>	R: 0 E: 0 K: 2 S: 8	H: 0 LOB: 0 BB: 0 P: 15	R: 0 E: 0 K: 0 S: 6	H: 1 LOB: 1 BB: 1 P: 14	R: 0 E: 0 K: 2 S: 15	H: 2 LOB: 3 BB: 1 P: 24	R: 1 E: 0 K: 1 S: 7	H: 1 LOB: 0 BB: 0 P: 12	R: 0 E: 0 K: 2 S: 16	H: 0 LOB: 3 BB: 3 P: 32	R: 1 E: 1 K: 1 S: 14	H: 2 LOB: 1 BB: 0 P: 25	R: 0 E: 0 K: 0 S: 16	H: 0 LOB: 3 BB: 3 P: 30	R: 0 E: 0 K: 1 S: 8	H: 0 LOB: 0 BB: 0 P: 13	R: 0 E: 0 K: 0 S: 9	H: 0 LOB: 0 BB: 0 P: 13	1B: 4 2B: 1 3B: 0 HR: 1	SF: 0 SAC: 0 DP: 1 HBP: 0	WP: 0 PB: 1 SB: 0 CS: 0	PA: 40			
<b>PITCHER</b>	IP	WLS	BF	H	R	ER	SO	BB	IBB	HBP	BLK	WP	HR	S	P	ERA	WHIP								
<b>Jim Brower, R</b> (1,1) ERA: 3.77	5.0	W	23	4	1	1	7	5	0	0	0	0	0	14	25	0.00	2.000								
<b>Chris Nichting, R</b> (6,1) ERA: 3.77	1.0		5	2	1	0	1	0	0	0	0	0	0	14	27	0.00	9.000								
<b>Hector Mercado, L</b> (7,1) ERA: 3.98	0.1		4	0	0	0	0	3	0	0	0	0	0	4	27	0.00	9.000								
<b>Scott Sullivan, R</b> (7,1) ERA: 3.1	0.2		2	0	0	0	0	0	0	0	0	0	0	2	3	0.00	0.000								
<b>Oswaldo Fernandez, R</b> (8,1) ERA: 6.55	2.0		6	0	0	0	1	0	0	0	0	0	0	17	26	0.00	0.000								

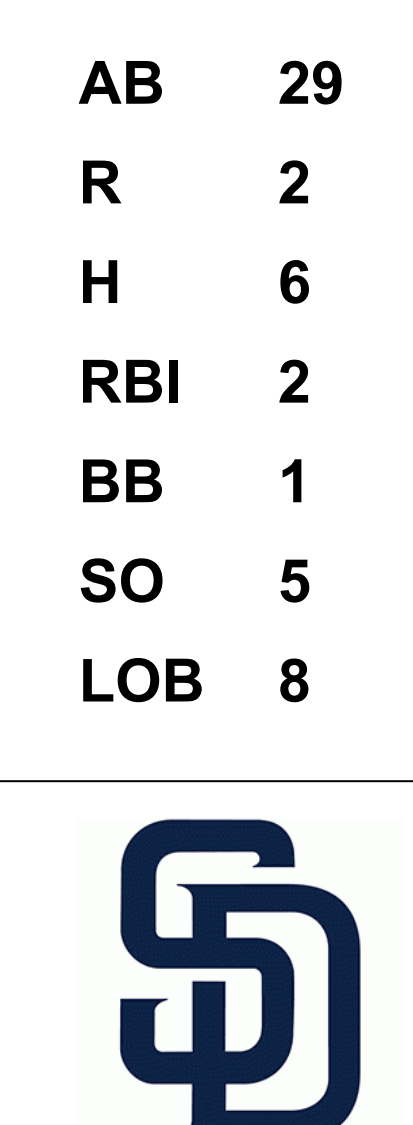
AB	32
R	2
H	6
RBI	1
BB	8
SO	9
LOB	26



Batter	1	2	3	4	5	6	7	8	9	AB	R	H	RBI	BB	SO	LOB	TOP				
Todd Walker, L (1,4) OBP: 0.352, SLG: 0.483	G6-3		F8			G4-3		K		4	0	0	0	0	1	1	<b>Cincinnati Reds @ San Diego Padres</b> Qualcomm Stadium, San Diego, CA Sat Aug 04 2001, 10:05 PM EDT Att: 52,520 - Sunny - 73 F <a href="http://livebaseballscorecards.com">livebaseballscorecards.com</a>				
Adam Dunn, L (1,9) OBP: 0.328, SLG: 0.345	G5-3		G4-3			K			G3-1	4	0	0	0	0	1	0					
Ken Griffey Jr., L (1,8) OBP: 0.370, SLG: 0.529	F8					G4-3			E4	4	0	1	0	0	0	0					
Sean Casey, L (1,3) OBP: 0.384, SLG: 0.495						FC5-4 1B			G5-4-3	4	0	2	0	0	0	1					
Aaron Boone, R (1,5) OBP: 0.365, SLG: 0.517						FC5-4 1B			G5-4-3	3	0	0	0	0	0	3					
Dmitri Young, S (1,7) OBP: 0.352, SLG: 0.487						FC5-4 1B			G5-4-3	3	0	0	0	0	1	3					
Jason LaRue, R (1,2) OBP: 0.313, SLG: 0.437						G4-6-3			G5-4-3	2	0	0	0	0	0	0					
Pokey Reese, R (1,6) OBP: 0.290, SLG: 0.342						G4-6-3			G5-4-3	3	0	1	0	0	1	2					
Chris Reitsma, R (1,1) OBP: 0.176, SLG: 0.097						G4-6-3			G5-4-3	2	0	0	0	0	2	0					
Ruben Rivera, R (8, PH) OBP: 0.313, SLG: 0.417						G4-6-3			G5-4-3	1	0	0	0	0	0	1					
Scott Sullivan, R (8, 1)						G4-6-3			G5-4-3	0	0	0	0	0	0	0					
<b>Inning Stats</b>	R: 0 E: 0 K: 0 S: 7	H: 0 LOB: 0 BB: 0 P: 9	R: 0 E: 0 K: 0 S: 6	H: 1 LOB: 2 BB: 0 P: 13	R: 0 E: 0 K: 1 S: 8	H: 0 LOB: 0 BB: 0 P: 14	R: 0 E: 0 K: 0 S: 6	H: 2 LOB: 1 BB: 0 P: 15	R: 0 E: 0 K: 2 S: 9	H: 0 LOB: 0 BB: 0 P: 10	R: 0 E: 0 K: 1 S: 7	H: 0 LOB: 0 BB: 0 P: 10	R: 0 E: 0 K: 1 S: 7	H: 1 LOB: 1 BB: 0 P: 10	R: 0 E: 1 K: 0 S: 5	H: 0 LOB: 0 BB: 0 P: 8	1B: 3 2B: 1 3B: 0 HR: 0	SF: 0 SAC: 0 DP: 2 HBP: 1	WP: 0 PB: 0 SB: 0 CS: 0	PA: 31	
<b>PITCHER</b>	IP	WLS	BF	H	R	ER	SO	BB	IBB	HBP	BLK	WP	HR	S	P	ERA	WHIP				
Brian Tolberg, R (1,1) ERA: 3.54	8.0	W	28	4	0	0	6	0	0	1	0	0	0	57	95	0.00	0.500				
Trevor Hoffman, R (9,1) ERA: 3.35	1.0	S	3	0	0	0	0	0	0	0	0	0	0	5	8	0.00	0.000				

Batter	1	2	3	4	5	6	7	8	9	AB	R	H	RBI	BB	SO	LOB	BOTTOM				
Damian Jackson, R (1,4) OBP: 0.329, SLG: 0.357	F9			G4-3		G4-3 1B		K		4	1	1	0	0	1	0	<b>Cincinnati Reds @ San Diego Padres</b> Qualcomm Stadium, San Diego, CA Sat Aug 04 2001, 10:05 PM EDT Att: 52,520 - Sunny - 73 F <a href="http://livebaseballscorecards.com">livebaseballscorecards.com</a>				
Mark Kotsay, L (1,8) OBP: 0.375, SLG: 0.443	F7			K		G4-3		G6-3		4	0	0	0	0	1	1					
Ryan Klesko, L (1,3) OBP: 0.401, SLG: 0.541	F9			G3		K2-3		F9		4	0	0	0	0	1	1					
Phil Nevin, R (1,5) OBP: 0.406, SLG: 0.619				G3		K		K		3	1	2	2	0	0	0					
Ray Lankford, L (1,7) OBP: 0.342, SLG: 0.500				L5		K		K		3	0	0	0	0	2	1					
Bubba Trammell, R (1,9) OBP: 0.340, SLG: 0.481				P4		K		K		3	0	1	0	0	0	0					
Mike Darr, L (8,9) OBP: 0.361, SLG: 0.314				P4		K		K		0	0	0	0	0	0	0					
Ben Davis, S (1,2) OBP: 0.369, SLG: 0.375				G6-3 1B		F4		G4-3		3	0	1	0	0	0	1					
D'Angelo Jimenez, S (1,6) OBP: 0.315, SLG: 0.330				G6-3		FC6-5		G6-3		2	0	1	0	1	0	1					
Brian Tolberg, R (1,1) OBP: 0.111, SLG: 0.111				G6-3		FC6-5		G6-3		3	0	0	0	0	0	3					
Trevor Hoffman, R (9,1)				G6-3		FC6-5		G5-3		0	0	0	0	0	0	0					
<b>Inning Stats</b>	R: 0 E: 0 K: 0 S: 7	H: 0 LOB: 0 BB: 0 P: 9	R: 0 E: 0 K: 0 S: 6	H: 0 LOB: 0 BB: 0 P: 11	R: 0 E: 0 K: 0 S: 5	H: 1 LOB: 0 BB: 0 P: 8	R: 0 E: 0 K: 1 S: 8	H: 0 LOB: 0 BB: 0 P: 13	R: 1 E: 0 K: 1 S: 11	H: 2 LOB: 2 BB: 1 P: 19	R: 1 E: 0 K: 2 S: 13	H: 2 LOB: 1 BB: 0 P: 18	R: 0 E: 0 K: 0 S: 7	H: 1 LOB: 1 BB: 0 P: 12	R: 0 E: 0 K: 1 S: 6	H: 0 LOB: 0 BB: 0 P: 9	1B: 5 2B: 0 3B: 0 HR: 1	SF: 0 SAC: 0 DP: 1 HBP: 0	WP: 0 PB: 0 SB: 0 CS: 0	PA: 30	
<b>PITCHER</b>	IP	WLS	BF	H	R	ER	SO	BB	IBB	HBP	BLK	WP	HR	S	P	ERA	WHIP				
Chris Reitsma, R (1,1) ERA: 4.57	7.0	L	27	6	2	2	4	1	0	0	0	0	0	57	90	2.57	1.000				
Scott Sullivan, R (8,1) ERA: 3.05	1.0		3	0	0	0	1	0	0	0	0	0	0	6	9	0.00	0.000				

AB	30
R	0
H	4
RBI	0
BB	0
SO	6
LOB	11



Batter	1	2	3	4	5	6	7	8	9	AB	R	H	RBI	BB	SO	LOB	TOP					
Todd Walker, L OBP: 0.350, SLG: 0.479 (1, 4)	K		L8		P6		K	G6-4-3 1B		5	0	1	1	0	2	1	<b>Cincinnati Reds @ San Diego Padres</b> Qualcomm Stadium, San Diego, CA Sun Aug 05 2001, 5:00 PM EDT Att: 28,253 - Cloudy - 79 F					
Adam Dunn, L OBP: 0.361, SLG: 0.443 (1, 9)	HR			FC3 3B	BB		2B WP BB	G6-4-3 1-2		3	3	2	1	2	0	2						
Ken Griffey Jr., L OBP: 0.366, SLG: 0.526 (1, 8)	F7			FC3 1B	K		WP 1B 2B			5	2	1	2	0	2	1						
Sean Casey, L OBP: 0.386, SLG: 0.495 (1, 3)	K			1B FC6-4 BB	G4-3		PB 1B			4	1	2	1	1	1	1						
Aaron Boone, R OBP: 0.363, SLG: 0.510 (1, 5)		G5-3		FC6-4 1B 1-2 2-3 BB		K	G4-3			4	1	0	0	1	2	2						
Dmitri Young, S OBP: 0.355, SLG: 0.485 (1, 7)		G4-3		FC6-4 1B		K		E SF7 HBP		3	1	1	1	1	1	0						
Kelly Stinnett, R OBP: 0.320, SLG: 0.425 (1, 2)		G3		FC6-4 1B CS		K		E6 BB 1B		5	1	0	1	0	1	5						
Pokey Reese, R OBP: 0.293, SLG: 0.342 (1, 6)			K	CS 1B			G3-1	1B BB		3	0	1	1	1	1	0						
Jose Acevedo, R ERA: 5.18, SLG: 0.115 (4, 1)			K					SF7		2	0	0	0	0	2	2						
Hector Mercado, L ERA: 5.25 (7, 1)			K					BB		0	0	0	0	0	0	0						
Chris Nichting, R ERA: 5.4 (7, 1)								BB		0	0	0	0	0	0	0						
Wilton Guerrero, S ERA: 5.16 (8, 1)								BB		0	0	0	0	0	0	0						
Oswaldo Fernandez, R ERA: 6.69 (8, 1)								BB		0	0	0	0	0	0	0						
D.T. Cromar ERA: 1.00 (8, 1)								BB		0	0	0	0	0	0	0						
Danny Graves, R ERA: 3.41 (8, 1)								BB		0	0	0	0	0	0	0						
<b>Inning Stats</b>	R: 1 E: 0 K: 2 S: 11	H: 1 LOB: 0 BB: 0 P: 16	R: 0 E: 0 K: 0 S: 9	H: 0 LOB: 0 BB: 0 P: 13	R: 0 E: 0 K: 2 S: 7	H: 0 LOB: 0 BB: 0 P: 11	R: 4 E: 1 K: 1 S: 13	H: 3 LOB: 2 BB: 2 P: 28	R: 0 E: 0 K: 3 S: 9	H: 0 LOB: 1 BB: 1 P: 15	R: 3 E: 0 K: 1 S: 17	H: 2 LOB: 1 BB: 2 P: 30	R: 2 E: 1 K: 0 S: 14	H: 1 LOB: 1 BB: 2 P: 23	R: 0 E: 0 K: 2 S: 11	H: 1 LOB: 2 BB: 1 P: 19	1B: 5 2B: 1 3B: 1 HR: 1	SF: 1 SAC: 0 DP: 1 HBP: 1	WP: 2 PB: 1 SB: 0 CS: 2	PA: 43		
<b>PITCHER</b>	IP WLS BF H R ER SO BB IBB HBP BLK WP HR S P ERA WHIP	IP WLS BF H R ER SO BB IBB HBP BLK WP HR S P ERA WHIP	IP WLS BF H R ER SO BB IBB HBP BLK WP HR S P ERA WHIP	IP WLS BF H R ER SO BB IBB HBP BLK WP HR S P ERA WHIP	IP WLS BF H R ER SO BB IBB HBP BLK WP HR S P ERA WHIP	IP WLS BF H R ER SO BB IBB HBP BLK WP HR S P ERA WHIP	IP WLS BF H R ER SO BB IBB HBP BLK WP HR S P ERA WHIP	IP WLS BF H R ER SO BB IBB HBP BLK WP HR S P ERA WHIP	IP WLS BF H R ER SO BB IBB HBP BLK WP HR S P ERA WHIP	IP WLS BF H R ER SO BB IBB HBP BLK WP HR S P ERA WHIP	IP WLS BF H R ER SO BB IBB HBP BLK WP HR S P ERA WHIP	IP WLS BF H R ER SO BB IBB HBP BLK WP HR S P ERA WHIP	IP WLS BF H R ER SO BB IBB HBP BLK WP HR S P ERA WHIP	IP WLS BF H R ER SO BB IBB HBP BLK WP HR S P ERA WHIP	IP WLS BF H R ER SO BB IBB HBP BLK WP HR S P ERA WHIP	IP WLS BF H R ER SO BB IBB HBP BLK WP HR S P ERA WHIP	IP WLS BF H R ER SO BB IBB HBP BLK WP HR S P ERA WHIP	IP WLS BF H R ER SO BB IBB HBP BLK WP HR S P ERA WHIP	IP WLS BF H R ER SO BB IBB HBP BLK WP HR S P ERA WHIP	IP WLS BF H R ER SO BB IBB HBP BLK WP HR S P ERA WHIP	IP WLS BF H R ER SO BB IBB HBP BLK WP HR S P ERA WHIP	
Brian Lawrence, R ERA: 4.11 (5, 1)	4.0	2.0	0.2	0.1	1.0	2.0	1.0	1.0	1.0	1.0	1.0	1.0	1.0	1.0	1.0	1.0	11.25	1.500				
Jose Nunez, L ERA: 5.25 (7, 1)	2.0	0.2	0.1	1.0	1.0	1.0	1.0	1.0	1.0	1.0	1.0	1.0	1.0	1.0	1.0	1.0	0.00	0.500				
Rodney Myers, R ERA: 5.4 (7, 1)	0.2	0.1	1.0	1.0	1.0	1.0	1.0	1.0	1.0	1.0	1.0	1.0	1.0	1.0	1.0	1.0	27.00	3.000				
Chuck McLroy, L ERA: 5.16 (8, 1)	0.1	1.0	1.0	1.0	1.0	1.0	1.0	1.0	1.0	1.0	1.0	1.0	1.0	1.0	1.0	1.0	27.00	6.000				
Rudy Seanez, R ERA: 2.25 (8, 1)	1.0	1.0	1.0	1.0	1.0	1.0	1.0	1.0	1.0	1.0	1.0	1.0	1.0	1.0	1.0	1.0	9.00	2.000				
<b>PITCHER</b>	IP WLS BF H R ER SO BB IBB HBP BLK WP HR S P ERA WHIP	IP WLS BF H R ER SO BB IBB HBP BLK WP HR S P ERA WHIP	IP WLS BF H R ER SO BB IBB HBP BLK WP HR S P ERA WHIP	IP WLS BF H R ER SO BB IBB HBP BLK WP HR S P ERA WHIP	IP WLS BF H R ER SO BB IBB HBP BLK WP HR S P ERA WHIP	IP WLS BF H R ER SO BB IBB HBP BLK WP HR S P ERA WHIP	IP WLS BF H R ER SO BB IBB HBP BLK WP HR S P ERA WHIP	IP WLS BF H R ER SO BB IBB HBP BLK WP HR S P ERA WHIP	IP WLS BF H R ER SO BB IBB HBP BLK WP HR S P ERA WHIP	IP WLS BF H R ER SO BB IBB HBP BLK WP HR S P ERA WHIP	IP WLS BF H R ER SO BB IBB HBP BLK WP HR S P ERA WHIP	IP WLS BF H R ER SO BB IBB HBP BLK WP HR S P ERA WHIP	IP WLS BF H R ER SO BB IBB HBP BLK WP HR S P ERA WHIP	IP WLS BF H R ER SO BB IBB HBP BLK WP HR S P ERA WHIP	IP WLS BF H R ER SO BB IBB HBP BLK WP HR S P ERA WHIP	IP WLS BF H R ER SO BB IBB HBP BLK WP HR S P ERA WHIP	IP WLS BF H R ER SO BB IBB HBP BLK WP HR S P ERA WHIP	IP WLS BF H R ER SO BB IBB HBP BLK WP HR S P ERA WHIP	IP WLS BF H R ER SO BB IBB HBP BLK WP HR S P ERA WHIP	IP WLS BF H R ER SO BB IBB HBP BLK WP HR S P ERA WHIP	IP WLS BF H R ER SO BB IBB HBP BLK WP HR S P ERA WHIP	
Damian Jackson, R OBP: 0.330, SLG: 0.358 (1, 4)	G4-3			1B		SH5-4	FC6-4 BB		K	5	0	2	3	0	1	2	<b>Cincinnati Reds @ San Diego Padres</b> Qualcomm Stadium, San Diego, CA Sun Aug 05 2001, 5:00 PM EDT Att: 28,253 - Cloudy - 79 F					
Mark Kotsay, L OBP: 0.374, SLG: 0.440 (1, 8)			F9	F7		SF7		K	4	0	1	1	1	1	4							
Ryan Klesko, L OBP: 0.401, SLG: 0.544 (1, 3)			G6-3		BB		P6		5	1	2	1	0	1	4							
Phil Nevin, R OBP: 0.408, SLG: 0.629 (1, 5)	G6-3			BB 1B	F2		HR	FC6-5 2B	5	2	3	2	0	0	2							
Ray Lankford, L OBP: 0.343, SLG: 0.495 (1, 7)				G4-3 1B BB	FC6-4 BB		K	FC6-5 1B	3	1	0	0	2	2	1							
Mike Dam, L OBP: 0.362, SLG: 0.313 (1, 9)				F8	F7			G6-4-3 1B	4	0	1	0	1	1	4							
Wiki Gonzalez, R ERA: 5.74 (1, 2)				L4				G6-4-3 1B	1	0	0	0	0	0	1							
Ben Davis, S OBP: 0.370, SLG: 0.377 (4, 2)					G4-3 1B	FC6-4		G6-4-3 1B	4	2	2	1	0	0	4							
D'Angelo Jimenez, S OBP: 0.318, SLG: 0.328 (1, 6)				F8	G4-3			G4-3	4	2	1	0	1	0	3							
Brian Lawrence, R ERA: 5.74 (1, 1)									1	0	0	0	0	0	0							
Dave Martinez, L ERA: 3.49 (4, 1)									0	0	0	0	0	0	0							
Jose Nunez, L ERA: 5.25 (7, 1)									0	0	0	0	0	0	0							
Wilton Guerrero, S ERA: 5.16 (8, 1)									0	0	0	0	0	0	0							
Oswaldo Fernandez, R ERA: 6.69 (8, 1)									0	0	0	0	0	0	0							
D.T. Cromar ERA: 1.00 (8, 1)									0	0	0	0	0	0	0							
Danny Graves, R ERA: 3.41 (8, 1)									0	0	0	0	0	0	0							
<b>Inning Stats</b>	R: 0 E: 0 K: 1 S: 11	H: 1 LOB: 1 BB: 0 P: 13	R: 0 E: 0 K: 1 S: 11	H: 0 LOB: 1 BB: 1 P: 20	R: 0 E: 0 K: 0 S: 10	H: 1 LOB: 1 BB: 0 P: 13	R: 3 E: 0 K: 0 S: 23	H: 3 LOB: 2 BB: 2 P: 35	R: 0 E: 0 K: 1 S: 7	H: 1 LOB: 2 BB: 1 P: 12	R: 4 E: 0 K: 1 S: 17	H: 3 LOB: 2 BB: 1 P: 28	R: 2 E: 0 K: 1 S: 14	H: 3 LOB: 2 BB: 1 P: 24	R: 0 E: 0 K: 0 S: 8	H: 2 LOB: 1 BB: 0 P: 12	R: 0 E: 0 K: 2 S: 9	H: 1 LOB: 1 BB: 0 P: 14	1B: 12 2B: 1 3B: 1 HR: 1	SF: 1 SAC: 1 DP: 1 HBP: 0	WP: 0 PB: 0 SB: 0 CS: 0	PA: 47
<b>PITCHER</b>	IP WLS BF H R ER SO BB IBB HBP BLK WP HR S P ERA WHIP	IP WLS BF H R ER SO BB IBB HBP BLK WP HR S P ERA WHIP	IP WLS BF H R ER SO BB IBB HBP BLK WP HR S P ERA WHIP	IP WLS BF H R ER SO BB IBB HBP BLK WP HR S P ERA WHIP	IP WLS BF H R ER SO BB IBB HBP BLK WP HR S P ERA WHIP	IP WLS BF H R ER SO BB IBB HBP BLK WP HR S P ERA WHIP	IP WLS BF H R ER SO BB IBB HBP BLK WP HR S P ERA WHIP	IP WLS BF H R ER SO BB IBB HBP BLK WP HR S P ERA WHIP	IP WLS BF H R ER SO BB IBB HBP BLK WP HR S P ERA WHIP	IP WLS BF H R ER SO BB IBB HBP BLK WP HR S P ERA WHIP	IP WLS BF H R ER SO BB IBB HBP BLK WP HR S P ERA WHIP	IP WLS BF H R ER SO BB IBB HBP BLK WP HR S P ERA WHIP	IP WLS BF H R ER SO BB IBB HBP BLK WP HR S P ERA WHIP	IP WLS BF H R ER SO BB IBB HBP BLK WP HR S P ERA WHIP	IP WLS BF H R ER SO BB IBB HBP BLK WP HR S P ERA WHIP	IP WLS BF H R ER SO BB IBB HBP BLK WP HR S P ERA WHIP	IP WLS BF H R ER SO BB IBB HBP BLK WP HR S P ERA WHIP	IP WLS BF H R ER SO BB IBB HBP BLK WP HR S P ERA WHIP	IP WLS BF H R ER SO BB IBB HBP BLK WP HR S P ERA WHIP	IP WLS BF H R ER SO BB IBB HBP BLK WP HR S P ERA WHIP	IP WLS BF H R ER SO BB IBB HBP BLK WP HR S P ERA WHIP	
Jose Acevedo, R ERA: 5.74 (1, 1)	3.2	1.1	1.0	1.0	1.0	1.0	1.0	1.0	1.0	1.0	1.0	1.0	1.0	1.0	1.0	1.0	3.2	2.182				
Hector Mercado, L ERA: 3.49 (4, 1)	1.1	0.7	1.0	1.0	1.0	1.0	1.0	1.0	1.0	1.0	1.0	1.0	1.0	1.0	1.0	1.0	6.75	2.250				
Chris Nichting, R ERA: 5.4 (7, 1)	1.0	0.1	1.0	1.0	1.0	1.0	1.0	1.0	1.0	1.0	1.0	1.0	1.0	1.0	1.0	1.0	27.00	3.000				
Oswaldo Fernandez, R ERA: 6.69 (8, 1)	1.0	0.7	1.0	1.0	1.0	1.0	1.0	1.0	1.0	1.0	1.0	1.0	1.0	1.0	1.0	1.0	18.00	4.000				
Danny Graves, R ERA: 3.41 (8, 1)	2.0	1.0	1.0	1.0	1.0	1.0	1.0	1.0	1.0	1.0	1.0	1.0	1.0	1.0	1.0	1.0	9.00	1.500				

Batter	1	2	3	4	5	6	7	8	9	10	11	AB	R	H	RBI	BB	SO	LOB						
<b>Calvin Murray, R</b> OBP: 0.350, SLG: 0.417 (1, 8)	1-2 E 2B 1B		4-2 1B BB		0-1 F4			0-0 G5-4-3 1B		2-3 K	0-0 E5	5	2	2	0	1	1	3						
<b>Rich Aurilia, R</b> OBP: 0.377, SLG: 0.575 (1, 6)	1-2 SAFE P9		0-0 1B		1-0 FC6-4			1-2 G5-4-3		1-2 F8	0-1 SF8	5	0	1	2	0	0	4						
<b>Barry Bonds, L</b> OBP: 0.490, SLG: 0.824 (1, 7)	0-0 CS 2B		2-0 1B		0-1 G4-3			4-2 BB			3-H HR	5	1	3	3	1	0	1						
<b>Jeff Kent, R</b> OBP: 0.366, SLG: 0.489 (1, 4)	3-2 G5-3		2-0 G6-4-3		1-2 G6-3			3-0 G6-3			2-0 HR	5	1	1	0	0	0	4						
<b>Andres Galarraga, R</b> OBP: 0.309, SLG: 0.447 (1, 3)	1-1 CS		1-3 K		3-2 G5-3			2-2 F3		1-3 K	1-1 HR	5	1	1	2	0	2	0						
<b>Eric Davis, R</b> OBP: 0.271, SLG: 0.353 <b>Marvin Benard, L</b> OBP: 0.315, SLG: 0.421 (9, 9)			0-2 1B		0-1 G1-3			0-1 F9		2-1 F9	3-2 HR	3	0	1	0	0	0	0						
<b>Benito Santiago, R</b> OBP: 0.308, SLG: 0.369 (1, 2)			0-0 G6-4-3		1-0 P3			0-1 2B 1B		4-0 CS BB	1-1 HR	4	1	2	0	1	0	1						
<b>Ramon Martinez, R</b> OBP: 0.333, SLG: 0.357 (1, 5)			0-1 F8		2-1 F9			0-0 F8		2-2 CS	0-0 F3	4	0	0	0	1	0	2						
<b>Kirk Ruetter, L</b> ERA: 4.66 <b>Tim Worrell, R</b> ERA: 3.48 <b>Aaron Fultz, L</b> ERA: 4.02 <b>Felix Rodriguez, R</b> ERA: 1.68 <b>Jason Christiansen, L</b> ERA: 4.03			0-2 BB 1B		0-0 FC6-4 1B			2-0 2B		2-1 SH1-4 BB	3-2 E7	2	1	2	0	0	0	0						
<b>Inning Stats</b>	R: 1 E: 1 K: 0 S: 13	H: 2 LOB: 0 BB: 0 P: 19	R: 0 E: 0 K: 1 S: 7	H: 1 LOB: 0 BB: 0 P: 8	R: 2 E: 0 K: 2 S: 11	H: 3 LOB: 1 BB: 1 P: 17	R: 0 E: 0 K: 0 S: 6	H: 0 LOB: 0 BB: 0 P: 10	R: 0 E: 0 K: 0 S: 6	H: 2 LOB: 2 BB: 0 P: 8	R: 0 E: 0 K: 1 S: 7	H: 1 LOB: 1 BB: 1 P: 15	R: 0 E: 0 K: 1 S: 8	H: 0 LOB: 1 BB: 1 P: 17	R: 0 E: 0 K: 1 S: 11	H: 0 LOB: 1 BB: 1 P: 20	R: 6 E: 2 K: 0 S: 23	H: 6 LOB: 1 BB: 0 P: 36	1B: 10 2B: 2 3B: 1 HR: 3	SF: 1 SAC: 1 DP: 3 HBP: 0	WP: 0 PB: 0 SB: 0 CS: 2	PA: 50		
<b>59 Lance Davis, L</b> ERA: 5.1 <b>Scott Sullivan, R</b> ERA: 2.97 <b>Danny Graves, R</b> ERA: 3.97 <b>Chris Naching, R</b> ERA: 4.4	IP 7.0	WLS 2.0	BF 27	H 9	R 3	ER 0	SO 1	BB 2	IBB 0	HBP 0	BLK 0	WP 0	HR 0	S 15	P 32	ERA 0.00	WHIP 1.500							

**San Francisco Giants @ Cincinnati Reds**  
Cinergy Field, Cincinnati, OH  
Tue Aug 07 2001, 7:05 PM EDT  
Att: 23,588 - Sunny - 92 F

livebaseballscorecards.com

AB 42  
R 9  
H 16  
RBI 8  
BB 4  
SO 3  
LOB 15

Batter	1	2	3	4	5	6	7	8	9	10	11	AB	R	H	RBI	BB	SO	LOB						
<b>Wilton Guerrero, S</b> OBP: 0.364, SLG: 0.395 (1, 4)	2-1 G4-3		1-0 2B		2-2 G6-3			0-0 2B		0-0 G6-3 1B 1B		5	0	3	1	0	0	0						
<b>Adam Dunn, L</b> OBP: 0.377, SLG: 0.446 (1, 9)	2-1 HBP		3-3 K		3-2 1B SF9 1B			0-0 F8		3-2 G6-3 1B		4	1	2	0	0	1	2						
<b>Ken Griffey Jr., L</b> OBP: 0.362, SLG: 0.517 (1, 8)	1-1 P5		1-2 G6-4-3 1B		0-0 F8			2-1 F9		0-1 G6-3		5	1	1	0	0	0	4						
<b>Sean Casey, L</b> OBP: 0.387, SLG: 0.493 (1, 3)	1-0 F7		0-0 G6-4-3 BB 1B		0-1 FC4-6 1B			1-0 G6-3		2-3 K		5	0	2	0	0	1	2						
<b>Aaron Boone, R</b> OBP: 0.363, SLG: 0.508 (1, 5)			2-2 P6		4-0 G6-4-3 BB			1-1 SF9		1-1 1B		3	0	1	1	1	0	0						
<b>Dmitri Young, S</b> OBP: 0.357, SLG: 0.479 (1, 7)			1-0 G6-3		2-0 G6-4-3			3-H FC4-6		2-1 K		5	0	0	0	0	2	4						
<b>Jason LaRue, R</b> OBP: 0.307, SLG: 0.428 (1, 2)			2-3 K		2-3 K			0-3 K		2-3 K		5	0	0	0	0	4	1						
<b>Pokey Reese, R</b> OBP: 0.293, SLG: 0.342 <b>Juan Castro, R</b> OBP: 0.242, SLG: 0.246 (2, 6)			0-1 G5-3		3-2 F7			1-0 WP 2B 1B		0-0 G4-3		0	0	0	0	0	0	0						
<b>59 Lance Davis, R</b> OBP: 0.376, SLG: 0.526 <b>Tim Worrell, R</b> ERA: 3.48 <b>Aaron Fultz, L</b> ERA: 4.02 <b>Felix Rodriguez, R</b> ERA: 1.68 <b>Jason Christiansen, L</b> ERA: 4.03			0-3 K		0-0 F7			2-3 K		3-3 K		2	0	0	0	0	1	0						
<b>Inning Stats</b>	R: 0 E: 0 K: 0 S: 6	H: 0 LOB: 1 BB: 0 P: 12	R: 0 E: 0 K: 1 S: 7	H: 0 LOB: 0 BB: 0 P: 12	R: 0 E: 0 K: 2 S: 11	H: 1 LOB: 1 BB: 1 P: 15	R: 1 E: 0 K: 1 S: 8	H: 2 LOB: 1 BB: 0 P: 17	R: 0 E: 0 K: 0 S: 9	H: 2 LOB: 1 BB: 0 P: 12	R: 0 E: 0 K: 1 S: 8	H: 1 LOB: 1 BB: 1 P: 14	R: 0 E: 0 K: 2 S: 8	H: 0 LOB: 0 BB: 0 P: 13	R: 0 E: 0 K: 1 S: 9	H: 2 LOB: 1 BB: 0 P: 14	R: 0 E: 0 K: 1 S: 7	H: 0 LOB: 0 BB: 0 P: 10	1B: 8 2B: 2 3B: 0 HR: 0	SF: 1 SAC: 0 DP: 2 HBP: 1	WP: 1 PB: 0 SB: 0 CS: 0	PA: 43		
<b>Kirk Ruetter, L</b> ERA: 4.66 <b>Tim Worrell, R</b> ERA: 3.48 <b>Aaron Fultz, L</b> ERA: 4.02 <b>Felix Rodriguez, R</b> ERA: 1.68 <b>Jason Christiansen, L</b> ERA: 4.03	IP 6.0	WLS 0.2	BF 4	H 5	R 2	ER 2	SO 2	BB 1	IBB 0	HBP 0	BLK 0	WP 0	HR 0	S 8	P 11	ERA 3.00	WHIP 1.000							
<b>PITCHER</b>	IP 1.0	WLS 0	BF 3	H 0	R 0	ER 0	SO 1	BB 0	IBB 0	HBP 0	BLK 0	WP 0	HR 0	S 7	P 10	ERA 0.00	WHIP 0.000							

**San Francisco Giants @ Cincinnati Reds**  
Cinergy Field, Cincinnati, OH  
Tue Aug 07 2001, 7:05 PM EDT  
Att: 23,588 - Sunny - 92 F

livebaseballscorecards.com

AB 40  
R 3  
H 10  
RBI 2  
BB 1  
SO 11  
LOB 14



Batter	1	2	3	4	5	6	7	8	9	AB	R	H	RBI	BB	SO	LOB	TOP																						
<b>Marvin Benard, L</b> OBP: 0.312, SLG: 0.419	F7	F7			G6-3	L5		PB	G4-3	6	0	1	1	0	0	3	<b>San Francisco Giants @ Cincinnati Reds</b> Cinergy Field, Cincinnati, OH Wed Aug 08 2001, 7:05 PM EDT Att: 22,114 - Sunny - 89 F																						
<b>Rich Aurilia, R</b> OBP: 0.375, SLG: 0.570	G1-3		G5-3		G6-3		F8	PB		4	0	0	0	1	0	0																							
<b>Barry Bonds, L</b> OBP: 0.489, SLG: 0.817	K		K		1B		K	IBB		3	1	0	0	2	3	0																							
<b>Jeff Kent, R</b> OBP: 0.361, SLG: 0.495			L9	1B	1B		2B	F8		5	2	4	0	0	0	3																							
<b>John Vander Wal, L</b> OBP: 0.358, SLG: 0.461			BB	1B	1B		F7		1B	5	3	4	1	0	0	1																							
<b>J.T. Snow, L</b> OBP: 0.365, SLG: 0.349	L9		G1-5-3		2B			K	2B	5	1	2	2	0	1	4																							
<b>Benito Santiago, R</b> OBP: 0.309, SLG: 0.370	2B				G6-3	P6		F2	2B	4	0	1	1	1	0	1																							
<b>Ramon Martinez, R</b> OBP: 0.334, SLG: 0.365			L9			P6		1B	G6-3	5	1	2	3	0	0	1																							
<b>Jason Schmidt, R</b> OBP: 0.179, SLG: 0.286	F9				K	G6-3		2B	K	2	0	0	0	0	0	2																							
<b>Aaron Fultz, L</b> OBP: 0.250, SLG: 0.290								2B	1B	0	0	0	0	0	0	0																							
<b>Wayne Gomes, R</b> OBP: 0.265, SLG: 1.000								1B	2B	0	0	0	0	0	0	0																							
<b>Eric Davis, R</b> OBP: 0.350, SLG: 0.530								2B	1B	0	0	0	0	0	0	0																							
<b>Tim Worrell, R</b> OBP: 0.250, SLG: 0.350								2B	1B	0	0	0	0	0	0	0																							
<b>Andres Calaraga, R</b> OBP: 0.311, SLG: 0.445								2B	1B	0	0	0	0	0	0	0																							
<b>Jason Christiansen, R</b> OBP: 0.268, SLG: 0.325								2B	1B	0	0	0	0	0	0	0																							
<b>Edwards Guzman, L</b> OBP: 0.268, SLG: 0.325								2B	1B	0	0	0	0	0	0	0																							
<b>Inning Stats</b>	R: 0 E: 0 K: 1 S: 9	H: 0 LOB: 0 BB: 0 P: 14	R: 2 E: 0 K: 0 S: 11	H: 3 LOB: 2 BB: 1 P: 24	R: 0 E: 0 K: 1 S: 12	H: 2 LOB: 2 BB: 0 P: 22	R: 0 E: 0 K: 1 S: 15	H: 0 LOB: 0 BB: 0 P: 21	R: 3 E: 0 K: 0 S: 14	H: 3 LOB: 1 BB: 1 P: 28	R: 0 E: 0 K: 0 S: 7	H: 0 LOB: 1 BB: 0 P: 10	R: 0 E: 0 K: 1 S: 8	H: 1 LOB: 1 BB: 0 P: 13	R: 2 E: 0 K: 1 S: 13	H: 3 LOB: 3 BB: 2 P: 29	R: 2 E: 0 K: 1 S: 14	H: 3 LOB: 1 BB: 0 P: 22	1B: 9 2B: 6 3B: 0 HR: 0	SF: 0 SAC: 0 DP: 0 HBP: 0	WP: 0 PA: 46 PB: 1 CS: 0 SB: 0																		
<b>PITCHER</b>	IP	WLS	BF	H	R	ER	SO	BB	IBB	HBP	BLK	WP	HR	S	P	ERA	WHIP	<b>PITCHER</b>				IP	WLS	BF	H	R	ER	SO	BB	IBB	HBP	BLK	WP	HR	S	P	ERA	WHIP	
<b>Elmer Dessens, R</b> ERA: 4.95	(1, 1)	4.2		23	7	5	5	3	2	0	0	0	0	0	55	99	9.64	1.929	<b>Danny Graves, R</b> ERA: 3.9				(9, 1)	1.0	S	4	1	0	0	1	0	0	0	0	0	9	12	0.00	1.000
<b>Hector Mercado, L</b> ERA: 3.46	(5, 1)	0.1	W	2	1	0	0	0	0	0	0	0	0	0	6	10	0.00	3.000																					
<b>51 Scott MacRae, R</b> ERA: 4.91	(6, 1)	2.2	H	12	4	2	2	2	0	0	0	0	0	0	23	37	6.75	1.500																					
<b>Jim Brower, R</b> ERA: 3.7	(8, 1)	0.1	H	3	0	0	0	0	1	1	0	0	0	0	5	15	0.00	3.000																					
<b>Osvaldo Fernandez, R</b> ERA: 6.92	(9, 1)	0.0		2	2	2	2	0	0	0	0	0	0	0	5	10	=	=																					

AB	42
R	9
H	15
RBI	8
BB	4
SO	6
LOB	16



Batter	1	2	3	4	5	6	7	8	9	AB	R	H	RBI	BB	SO	LOB	BOTTOM																					
<b>Todd Walker, L</b> OBP: 0.354, SLG: 0.483				F8	SF8	1B		SH5-4		3	2	2	1	1	0	0	<b>San Francisco Giants @ Cincinnati Reds</b> Cinergy Field, Cincinnati, OH Wed Aug 08 2001, 7:05 PM EDT Att: 22,114 - Sunny - 89 F																					
<b>Adam Dunn, L</b> OBP: 0.390, SLG: 0.485	K			E	BB	BB		K		3	3	1	2	2	2	2																						
<b>Ken Griffey Jr., L</b> OBP: 0.358, SLG: 0.511	K			E4	1B	SF8		K		4	1	1	2	0	2	1																						
<b>Sean Casey, L</b> OBP: 0.387, SLG: 0.491										4	0	1	1	1	0	1																						
<b>Osvaldo Fernandez, R</b> OBP: 0.100, SLG: 0.053										0	0	0	0	0	0	0																						
<b>Danny Graves, R</b> OBP: 0.250, SLG: 1.000										0	0	0	0	0	0	0																						
<b>Aaron Boone, R</b> OBP: 0.365, SLG: 0.511										4	1	2	3	0	1	0																						
<b>Dmitri Young, S</b> OBP: 0.352, SLG: 0.487										4	1	2	1	0	0	2																						
<b>Jason LaRue, R</b> OBP: 0.307, SLG: 0.425										4	0	1	1	0	1	3																						
<b>Juan Castro, R</b> OBP: 0.242, SLG: 0.251										4	1	1	0	0	0	2																						
<b>Elmer Dessens, R</b> ERA: 4.64	(1, 1)	4.0	L	20	5	6	5	2	3	0	0	0	0	0	0	0																						
<b>D.T. Cromer, L</b> ERA: 4.7	(5, PH)	0.2		4	3	2	2	0	0	0	0	0	0	0	0	0																						
<b>51 Scott MacRae, R</b> ERA: 4.7	(6, 1)	2.0		9	3	1	1	3	0	0	0	0	0	0	0	0																						
<b>Jim Brower, R</b> ERA: 3.51	(8, PH)	1.0		5	2	2	2	1	0	0	0	0	0	0	0	0																						
<b>Brady Clark, R</b> OBP: 0.254, SLG: 0.515	(9, 7)									1	1	1	0	0	0	0																						
<b>Inning Stats</b>	R: 0 E: 0 K: 2 S: 10	H: 0 LOB: 0 BB: 1 P: 18	R: 0 E: 0 K: 0 S: 8	H: 0 LOB: 0 BB: 0 P: 10	R: 0 E: 0 K: 0 S: 5	H: 0 LOB: 0 BB: 0 P: 7	R: 2 E: 1 K: 0 S: 12	H: 2 LOB: 2 BB: 1 P: 24	R: 6 E: 0 K: 0 S: 17	H: 6 LOB: 1 BB: 2 P: 34	R: 1 E: 0 K: 1 S: 9	H: 2 LOB: 1 BB: 0 P: 14	R: 0 E: 0 K: 2 S: 12	H: 1 LOB: 1 BB: 0 P: 16	R: 2 E: 0 K: 1 S: 12	H: 2 LOB: 0 BB: 0 P: 14	1B: 7 2B: 5 3B: 1 HR: 1	SF: 1 SAC: 1 DP: 1 HBP: 0	WP: 0 PA: 40 PB: 0 SB: 0 CS: 1																			
<b>PITCHER</b>	IP	WLS	BF	H	R	ER	SO	BB	IBB	HBP	BLK	WP	HR	S	P	ERA	WHIP	<b>PITCHER</b>				IP	WLS	BF	H	R	ER	SO	BB	IBB	HBP	BLK	WP	HR	S	P	ERA	WHIP
<b>Jason Schmidt, R</b> ERA: 4.0	(1, 1)	0.1		2	0	0	0	0	1	0	0	0	0	3	9	0.00	3.000	<b>Danny Graves, R</b> ERA: 3.9				(9, 1)	1.0	S	4	1	0	0	1	0	0	0	0	9	12	0.00	1.000	
<b>Wayne Gomes, R</b> ERA: 4.7	(5, 1)	0.2		4	3	2	2	0	0	0	0	0	0	5	8	27.00	4.500																					
<b>Tim Worrell, R</b> ERA: 3.51	(6, 1)	2.0		9	3	1	1	3	0	0	0	0	0	21	30	4.50	1.500																					
<b>Jason Christiansen, L</b> ERA: 4.63	(8, 1)	1.0		5	2	2	2	1	0	0	0	0	1	12	14	18.00	2.000																					





Batter	1	2	3	4	5	6	7	8	9	AB	R	H	RBI	BB	SO	LOB	TOP			
Juan Pierre, L OBP: 0.382, SLG: 0.412 (1.8)	P5		G4-3		FC4-6 HR	G4-3 1B		K	G3	6	2	1	1	0	1	4	<b>Colorado Rockies @ Cincinnati Reds</b> Cinergy Field, Cincinnati, OH Fri Aug 10 2001, 7:05 PM EDT Att: 22,778 - Cloudy - 73 F			
Jose Ortiz, R OBP: 0.299, SLG: 0.371 (1.4)	1B			1B	HR	G4-3		HR	1B	6	3	5	4	0	0	1				
Larry Walker, L OBP: 0.433, SLG: 0.671 (1.9)	P6			F9	F8			HR	F8	6	1	2	4	0	0	3				
17 Todd Helton, L OBP: 0.430, SLG: 0.681 (1.3)	F7			P4				G6-3		5	1	1	0	0	0	3				
Greg Norton, S OBP: 0.315, SLG: 0.527 (1.5) Brent Butler, R OBP: 0.308, SLG: 0.352 (6.5)	K					E	F8	K		2	1	1	1	1	1	0				
Alex Ochoa, R OBP: 0.345, SLG: 0.424 (1.7)	F7			L5		F2	K		1B	5	1	1	0	0	1	3				
Juan Uribe, R OBP: 0.277, SLG: 0.348 (1.6)	F7				FC3-5 1B	E6 1B			2B	4	2	2	0	1	0	0				
Adam Melhuse, S OBP: 0.214, SLG: 0.250 (1.2)			F8		FC4-6 HR	FC3-5 1B	G5-3		G3 1B	4	3	2	3	1	0	1				
Shawn Chacon, R OBP: 0.289, SLG: 0.593 (5.1) Dan Miceli, R OBP: 0.289, SLG: 0.593 (5.1) Mark Little, R OBP: 0.289, SLG: 0.593 (5.1) Gabe White, L OBP: 0.289, SLG: 0.593 (5.1) Mike Hampton, R OBP: 0.289, SLG: 0.593 (5.1) Jay Powell, R OBP: 0.289, SLG: 0.593 (5.1) Terry Shumpert, R OBP: 0.289, SLG: 0.593 (5.1) Mike Myers, L OBP: 0.289, SLG: 0.593 (5.1)	K			FC3-5	FC3-5 1B	E6 2B		G6-3		2	0	0	0	0	1	2				
<b>Inning Stats</b>	R: 0 E: 0 K: 0 S: 9	H: 1 LOB: 1 BB: 0 P: 13	R: 0 E: 0 K: 1 S: 6	H: 0 LOB: 0 BB: 0 P: 10	R: 0 E: 0 K: 1 S: 6	H: 0 LOB: 0 BB: 0 P: 7	R: 1 E: 0 K: 0 S: 10	H: 2 LOB: 1 BB: 0 P: 14	R: 3 E: 2 K: 0 S: 12	H: 4 LOB: 1 BB: 1 P: 18	R: 0 E: 0 K: 1 S: 6	H: 0 LOB: 1 BB: 1 P: 13	R: 3 E: 0 K: 2 S: 13	H: 2 LOB: 0 BB: 0 P: 21	R: 3 E: 0 K: 0 S: 13	H: 4 LOB: 1 BB: 0 P: 17		1B: 9 2B: 4 3B: 0 HR: 2	SF: 0 SAC: 0 DP: 0 HBP: 0	WP: 0 PB: 0 SB: 1 CS: 0
<b>PITCHER</b>	IP WLS BF H R ER SO	IP WLS BF H R ER SO	IP WLS BF H R ER SO	IP WLS BF H R ER SO	IP WLS BF H R ER SO	IP WLS BF H R ER SO	IP WLS BF H R ER SO	IP WLS BF H R ER SO	IP WLS BF H R ER SO	IP WLS BF H R ER SO	IP WLS BF H R ER SO	IP WLS BF H R ER SO	IP WLS BF H R ER SO	IP WLS BF H R ER SO	IP WLS BF H R ER SO	IP WLS BF H R ER SO	ERA WHIP	ERA WHIP	ERA WHIP	
Chris Reitsma, R ERA: 4.78 (1.1)	5.1 L 26 7 8 6 2																	10.12	1.688	
Chris Nictling, R ERA: 4.31 (6.1)	0.2 5 2 2 0 0																	0.00	3.000	
Hector Mercado, L ERA: 3.95 (7.1)	2.0 10 2 3 3 3																	13.50	2.000	
51 Scott MacRae, R ERA: 7.56 (9.1)	1.0 7 4 3 3 0																	27.00	4.000	



AB	44
R	16
H	15
RBI	13
BB	4
SO	5
LOB	18



Batter	1	2	3	4	5	6	7	8	9	AB	R	H	RBI	BB	SO	LOB	BOTTOM			
Todd Walker, L OBP: 0.350, SLG: 0.482 (1.4)	BB		L9	G4-3		HR			L3	4	1	1	1	1	0	3	<b>Colorado Rockies @ Cincinnati Reds</b> Cinergy Field, Cincinnati, OH Fri Aug 10 2001, 7:05 PM EDT Att: 22,778 - Cloudy - 73 F			
Adam Dunn, L OBP: 0.407, SLG: 0.520 (1.9)	K		2B		HR	G3-1			1B	4	2	2	1	1	1	1				
Ken Griffey Jr., L OBP: 0.362, SLG: 0.536 (1.8)	G4-6-3 BB		F7		HR		P6		L5	4	1	1	2	1	0	3				
Sean Casey, L OBP: 0.386, SLG: 0.490 (1.3)	G4-6-3		2B		G5-4-3 1B		F7		K	5	1	2	1	0	1	3				
Aaron Boone, R OBP: 0.362, SLG: 0.508 (1.5)	L4				G5-4-3		F8			4	0	1	2	0	0	1				
Dmitri Young, S OBP: 0.348, SLG: 0.482 (1.7)	L8		K		E4			G4-3		4	0	0	0	0	1	1				
Jason LaRue, R OBP: 0.309, SLG: 0.422 (1.2)	CS				K			G6-3		2	0	0	0	0	1	1				
Juan Castro, R OBP: 0.247, SLG: 0.268 (1.6)	CS		SH		K				2B	4	1	2	0	0	1	1				
Chris Reitsma, R ERA: 5.69 (1.1) Chris Nictling, R ERA: 5.63 (5.1) Brady Clark, R ERA: 6.36 (6.1) Hector Mercado, L ERA: 3.61 (7.1) Ruben Rivera, R ERA: 2.7 (8.1) 51 Scott MacRae, R ERA: 2.7 (9.1)	SH		SH		K				P6	1	1	0	0	0	1	1				
<b>Inning Stats</b>	R: 0 E: 0 K: 1 S: 8	H: 0 LOB: 2 BB: 0 P: 19	R: 0 E: 0 K: 0 S: 5	H: 0 LOB: 0 BB: 0 P: 10	R: 4 E: 0 K: 1 S: 20	H: 4 LOB: 1 BB: 0 P: 34	R: 0 E: 0 K: 2 S: 10	H: 0 LOB: 1 BB: 0 P: 17	R: 2 E: 1 K: 1 S: 15	H: 2 LOB: 1 BB: 1 P: 20	R: 0 E: 0 K: 0 S: 7	H: 0 LOB: 0 BB: 0 P: 11	R: 0 E: 0 K: 1 S: 10	H: 1 LOB: 1 BB: 0 P: 12	R: 0 E: 0 K: 1 S: 13	H: 1 LOB: 1 BB: 0 P: 22		1B: 3 2B: 4 3B: 0 HR: 2	SF: 0 SAC: 1 DP: 2 HBP: 2	WP: 0 PB: 0 SB: 1 CS: 1
<b>PITCHER</b>	IP WLS BF H R ER SO	IP WLS BF H R ER SO	IP WLS BF H R ER SO	IP WLS BF H R ER SO	IP WLS BF H R ER SO	IP WLS BF H R ER SO	IP WLS BF H R ER SO	IP WLS BF H R ER SO	IP WLS BF H R ER SO	IP WLS BF H R ER SO	IP WLS BF H R ER SO	IP WLS BF H R ER SO	IP WLS BF H R ER SO	IP WLS BF H R ER SO	IP WLS BF H R ER SO	IP WLS BF H R ER SO	ERA WHIP	ERA WHIP	ERA WHIP	
Shawn Chacon, R ERA: 5.69 (1.1)	4.0 W 3 0 0 0																	13.50	2.250	
Dan Miceli, R ERA: 5.63 (5.1)	1.0 3 0 0 0																	0.00	0.000	
Gabe White, L ERA: 6.36 (6.1)	2.0 7 1 1 1 0																	4.50	0.500	
Jay Powell, R ERA: 3.61 (7.1)	1.0 4 1 0 0 1																	0.00	1.000	
Mike Myers, L ERA: 2.7 (8.1)	1.0 4 1 0 0 1																	0.00	1.000	

AB	34
R	7
H	9
RBI	7
BB	3
SO	7
LOB	16




Batter	1	2	3	4	5	6	7	8	9	AB	R	H	RBI	BB	SO	LOB	TOP				
Juan Pierre, L OBP: 0.379, SLG: 0.408 (1, 8)	F9		SH5-3		B4-3		G4-3		G5-3	4	0	0	0	0	0	3	<b>Colorado Rockies @ Cincinnati Reds</b> Cinergy Field, Cincinnati, OH Sat Aug 11 2001, 7:05 PM EDT Att: 28,751 - Cloudy - 83 F				
Jose Ortiz, R OBP: 0.304, SLG: 0.372 (1, 4)	1B		1B		F2		K		G4-3	5	1	2	1	0	1	3					
Larry Walker, L OBP: 0.433, SLG: 0.668 (1, 9)	K		1B						G3	2	0	0	0	2	1	1					
17 Todd Helton, L OBP: 0.429, SLG: 0.677 (1, 3)	F8		1B						K	4	0	1	1	0	2	2					
Greg Norton, S OBP: 0.319, SLG: 0.524 (1, 5)		L3	G3-6-3							3	0	1	0	1	0	2					
Terry Shumpert, R OBP: 0.320, SLG: 0.425 (1, 7)					F2					4	1	1	0	0	1	3					
Adam Melhuse, S OBP: 0.200, SLG: 0.236 (1, 2)		SF9								3	0	0	1	0	1	2					
Juan Uribe, R OBP: 0.276, SLG: 0.344 (1, 6)										4	0	1	0	0	2	0					
Brian Bohanon, L Kane Davis, R Mark Little, R Justin Speier, R Jose Jimenez, R Alex Ochoa, R										2	1	1	0	0	0	0					
										1	0	1	0	0	0	0					
<b>Inning Stats</b>	R: 0 E: 0 K: 1 S: 9	H: 1 LOB: 1 BB: 0 P: 11	R: 1 E: 0 K: 1 S: 11	H: 1 LOB: 0 BB: 21	R: 2 E: 0 K: 0 S: 13	H: 3 LOB: 1 BB: 1 P: 21	R: 0 E: 0 K: 1 S: 7	H: 0 LOB: 0 BB: 0 P: 12	R: 0 E: 0 K: 0 S: 8	H: 0 LOB: 0 BB: 0 P: 11	R: 0 E: 0 K: 2 S: 18	H: 1 LOB: 2 BB: 1 P: 30	R: 0 E: 0 K: 1 S: 7	H: 1 LOB: 1 BB: 0 P: 12	R: 0 E: 0 K: 2 S: 9	H: 0 LOB: 1 BB: 1 P: 16	R: 0 E: 0 K: 0 S: 14	H: 2 LOB: 2 BB: 0 P: 20	1B: 5 2B: 3 3B: 1 HR: 0	SF: 1 SAC: 1 DP: 1 HBP: 0	WP: 0 PA: 38 PB: 0 SB: 1 CS: 0
<b>PITCHER</b>	IP WLS BF H R ER SO BB IBB HBP BLK WP HR S P ERA WHIP	IP WLS BF H R ER SO BB IBB HBP BLK WP HR S P ERA WHIP	IP WLS BF H R ER SO BB IBB HBP BLK WP HR S P ERA WHIP	IP WLS BF H R ER SO BB IBB HBP BLK WP HR S P ERA WHIP	IP WLS BF H R ER SO BB IBB HBP BLK WP HR S P ERA WHIP	IP WLS BF H R ER SO BB IBB HBP BLK WP HR S P ERA WHIP	IP WLS BF H R ER SO BB IBB HBP BLK WP HR S P ERA WHIP	IP WLS BF H R ER SO BB IBB HBP BLK WP HR S P ERA WHIP	IP WLS BF H R ER SO BB IBB HBP BLK WP HR S P ERA WHIP	IP WLS BF H R ER SO BB IBB HBP BLK WP HR S P ERA WHIP	IP WLS BF H R ER SO BB IBB HBP BLK WP HR S P ERA WHIP	IP WLS BF H R ER SO BB IBB HBP BLK WP HR S P ERA WHIP	IP WLS BF H R ER SO BB IBB HBP BLK WP HR S P ERA WHIP	IP WLS BF H R ER SO BB IBB HBP BLK WP HR S P ERA WHIP	IP WLS BF H R ER SO BB IBB HBP BLK WP HR S P ERA WHIP	IP WLS BF H R ER SO BB IBB HBP BLK WP HR S P ERA WHIP	IP WLS BF H R ER SO BB IBB HBP BLK WP HR S P ERA WHIP				
Jose Acevedo, R ERA: 5.43 (1, 1)	6.0	W	25	6	3	2	5	2	0	0	0	0	0	0	0	0	3.00	1.333			
Jim Brower, R ERA: 3.55 (7, 1)	2.0	H	8	1	0	0	3	1	0	0	0	0	0	0	0	0	0.00	1.000			
Danny Graves, R ERA: 3.84 (9, 1)	1.0		5	2	0	0	0	0	0	0	0	0	0	0	0	0	0.00	2.000			
<b>Batter</b>	<b>1</b>	<b>2</b>	<b>3</b>	<b>4</b>	<b>5</b>	<b>6</b>	<b>7</b>	<b>8</b>	<b>9</b>	<b>AB</b>	<b>R</b>	<b>H</b>	<b>RBI</b>	<b>BB</b>	<b>SO</b>	<b>LOB</b>	<b>BOTTOM</b>				
Todd Walker, L OBP: 0.353, SLG: 0.482 (1, 4)	G3-6-3		1B							4	2	2	0	0	1	2	<b>Colorado Rockies @ Cincinnati Reds</b> Cinergy Field, Cincinnati, OH Sat Aug 11 2001, 7:05 PM EDT Att: 28,751 - Cloudy - 83 F				
Danny Graves, R OBP: 0.250, SLG: 1.000 (9, 1)	1B		G5-3		2B					0	0	0	0	0	0	0					
Adam Dunn, L OBP: 0.396, SLG: 0.513 (1, 9)	G3-6-3		G6-3							5	0	1	2	0	0	4					
Ken Griffey Jr., L OBP: 0.364, SLG: 0.536 (1, 8)	1B		G5-3		G4-3					4	1	2	0	0	0	1					
Sean Casey, L OBP: 0.387, SLG: 0.489 (1, 3)	G4-3		G5-3		G3					3	1	1	0	1	0	2					
Aaron Boone, R OBP: 0.361, SLG: 0.514 (1, 5)		HR	G5-3							4	1	1	2	0	0	3					
Dmitri Young, S OBP: 0.347, SLG: 0.480 (1, 7)	F8		1B							4	0	1	2	0	0	1					
Jason LaRue, R OBP: 0.312, SLG: 0.434 (1, 2)	1B		P4							4	1	2	1	0	0	1					
Juan Castro, R OBP: 0.258, SLG: 0.275 (1, 6)	F8									3	1	2	0	1	0	1					
Jose Acevedo, R Brady Clark, R Jim Brower, R Pokey Reese, R	K									1	0	0	0	0	1	1					
										0	0	0	0	0	0	0					
<b>Inning Stats</b>	R: 0 E: 0 K: 0 S: 7	H: 2 LOB: 1 BB: 0 P: 12	R: 1 E: 0 K: 1 S: 10	H: 2 LOB: 1 BB: 0 P: 14	R: 3 E: 0 K: 0 S: 21	H: 3 LOB: 1 BB: 1 P: 32	R: 2 E: 0 K: 0 S: 10	H: 2 LOB: 1 BB: 0 P: 17	R: 0 E: 0 K: 0 S: 4	H: 0 LOB: 0 BB: 0 P: 4	R: 0 E: 0 K: 0 S: 7	H: 0 LOB: 1 BB: 1 P: 16	R: 0 E: 0 K: 0 S: 9	H: 1 LOB: 1 BB: 0 P: 12	R: 1 E: 0 K: 1 S: 10	H: 2 LOB: 1 BB: 0 P: 20	1B: 9 2B: 1 3B: 0 HR: 2	SF: 0 SAC: 2 DP: 1 HBP: 1	WP: 0 PA: 38 PB: 1 SB: 1 CS: 0		
<b>PITCHER</b>	IP WLS BF H R ER SO BB IBB HBP BLK WP HR S P ERA WHIP	IP WLS BF H R ER SO BB IBB HBP BLK WP HR S P ERA WHIP	IP WLS BF H R ER SO BB IBB HBP BLK WP HR S P ERA WHIP	IP WLS BF H R ER SO BB IBB HBP BLK WP HR S P ERA WHIP	IP WLS BF H R ER SO BB IBB HBP BLK WP HR S P ERA WHIP	IP WLS BF H R ER SO BB IBB HBP BLK WP HR S P ERA WHIP	IP WLS BF H R ER SO BB IBB HBP BLK WP HR S P ERA WHIP	IP WLS BF H R ER SO BB IBB HBP BLK WP HR S P ERA WHIP	IP WLS BF H R ER SO BB IBB HBP BLK WP HR S P ERA WHIP	IP WLS BF H R ER SO BB IBB HBP BLK WP HR S P ERA WHIP	IP WLS BF H R ER SO BB IBB HBP BLK WP HR S P ERA WHIP	IP WLS BF H R ER SO BB IBB HBP BLK WP HR S P ERA WHIP	IP WLS BF H R ER SO BB IBB HBP BLK WP HR S P ERA WHIP	IP WLS BF H R ER SO BB IBB HBP BLK WP HR S P ERA WHIP	IP WLS BF H R ER SO BB IBB HBP BLK WP HR S P ERA WHIP	IP WLS BF H R ER SO BB IBB HBP BLK WP HR S P ERA WHIP					
Brian Bohanon, L ERA: 6.8 (1, 1)	5.0	L	26	9	6	6	1	0	0	0	0	0	0	0	0	0	10.80	2.200			
Kane Davis, R ERA: 4.11 (6, 1)	1.0		3	0	0	0	0	0	0	0	0	0	0	0	0	0	0.00	0.000			
Justin Speier, R ERA: 6.2 (7, 1)	1.0		4	1	0	0	0	0	0	0	0	0	0	0	0	0	0.00	1.000			
Jose Jimenez, R ERA: 3.92 (8, 1)	1.0		5	2	1	1	1	0	0	0	0	0	0	0	0	0	9.00	2.000			

Batter	1	2	3	4	5	6	7	8	9	AB	R	H	RBI	BB	SO	LOB	TOP										
Mark Little, R OBP: 0.361, SLG: 0.500 Gabe White, L (8, 1) Jay Powell, R (8, 1) Juan Uribe, R (9, PH) OBP: 0.283, SLG: 0.351 (9, 6)	2-2 G6-3		0-2 L5		1-0 L8			1-2 P4	0-2 1B	4	0	0	0	0	0	1											
Jose Ortiz, R OBP: 0.299, SLG: 0.357 (1, 4)	2-3 K		0-2 G4-3			0-1 F9			1B K	4	1	0	0	1	2	3											
Larry Walker, L OBP: 0.438, SLG: 0.671 (1, 9)	0-1 1B			0-0 FC5-4 1B		0-0 G5-4-3 1B			1-1 17 2B 1B	4	1	4	0	0	0	0											
Jeff Cirillo, R OBP: 0.348, SLG: 0.468 (1, 5)	0-0 F9			0-1 FC5-4 17 G1-6-3 1-2		2-0 G5-4-3 1-2			0-2 SF7	3	0	0	1	0	0	3											
17 Todd Helton, L OBP: 0.427, SLG: 0.673 (1, 3)		1-2 G6-3		0-0 G1-6-3 1-2			1-0 G3-1		1-2 2B 1B 1B	4	1	1	0	0	0	1											
Alex Ochoa, R OBP: 0.343, SLG: 0.424 (1, 7)		1-1 L9			0-0 F9		2-2 L3		1-2 F2	4	0	0	0	0	0	2											
Brent Butler, R OBP: 0.338 Greg Norton, S OBP: 0.323, SLG: 0.532 Jose Jimenez, R (9, 1)		1-1 F8			1-3 K		1-1 F9		0-2 1B 2B	3	0	0	0	0	1	0											
Sal Fasano, R OBP: 0.205, SLG: 0.231 Juan Pierre, L OBP: 0.360, SLG: 0.409 (8, 8)			1-1 F8		2-0 E 2B		1-2 G3-1		2-1 1B 1B 1B	2	1	1	0	0	0	0											
Denny Neagle, L OBP: 0.220, SLG: 0.342 Mike Myers, L (6, 1) Dan Miceli, R (6, 1) Terry Shumpert, R OBP: 0.318, SLG: 0.422 Adam Melhuse, S OBP: 0.213, SLG: 0.250 (8, 2)			0-0 2B		0-1 SAFE HR		1-1 G5-3		0-1 1B	2	1	2	1	0	0	0											
<b>Inning Stats</b>	R: 0 E: 0 K: 1 S: 10	H: 1 LOB: 1 BB: 0 P: 14	R: 0 E: 0 K: 0 S: 7	H: 0 LOB: 0 BB: 0 P: 10	R: 0 E: 0 K: 0 S: 13	H: 1 LOB: 1 BB: 0 P: 14	R: 0 E: 0 K: 0 S: 4	H: 1 LOB: 0 BB: 0 P: 4	R: 2 E: 0 K: 1 S: 8	H: 2 LOB: 0 BB: 0 P: 12	R: 0 E: 0 K: 0 S: 4	H: 1 LOB: 0 BB: 0 P: 6	R: 0 E: 0 K: 0 S: 6	H: 0 LOB: 0 BB: 0 P: 10	R: 0 E: 0 K: 0 S: 9	H: 0 LOB: 0 BB: 0 P: 12	R: 5 E: 0 K: 1 S: 27	H: 6 LOB: 2 BB: 1 P: 37	1B: 8 2B: 3 3B: 0 HR: 1	SF: 1 SAC: 0 DP: 2 HBP: 0	WP: 0 PA: 38 PB: 0 SB: 0 CS: 0						
<b>PITCHER</b>	IP	WLS	BF	H	R	ER	SO	BB	IBB	HBP	BLK	WP	HR	S	P	ERA	WHIP										
59 Lance Davis, L ERA: 4.82 Scott Sullivan, R ERA: 3.32 Danny Graves, R ERA: 4.09	(1, 1)	7.0	25	6	2	2	2	0	0	0	0	0	1	52	70	2.57	0.857										

Colorado Rockies @ Cincinnati Reds  
Cinergy Field, Cincinnati, OH  
Sun Aug 12 2001, 1:15 PM EDT  
Att: 23,887 - Sunny - 78 F


AB 36  
R 7  
H 12  
RBI 6  
BB 1  
SO 3  
LOB 10



Batter	1	2	3	4	5	6	7	8	9	AB	R	H	RBI	BB	SO	LOB	BOTTOM										
Todd Walker, L OBP: 0.354, SLG: 0.481 Scott Sullivan, R (8, 1) Jason LaRue, R OBP: 0.311, SLG: 0.433 (9, 2)	2-2 G5-3		0-0 F7	0-0 1B		0-2 BB 1B BB 1B	1-3 K		2-2 G5-3	5	1	2	0	0	1	2											
Dmitri Young, S OBP: 0.345, SLG: 0.478 (1, 7)	1-1 G5-3		4-2 G3-1 BB BB	1-0 F9		1-1 BB BB 1B		2-0 G4-3		4	0	1	0	1	0	2											
Adam Dunn, L OBP: 0.406, SLG: 0.542 (1, 9)	0-0 HR		4-2 G3-1 BB		1-3 K	4-2 BB BB		2-3 K		3	1	1	1	2	2	0											
Sean Casey, L OBP: 0.391, SLG: 0.501 (1, 3)	1-1 1B		0-2 G3-1		0-0 2B	4-2 BB BB		0-1 HR		4	1	3	2	1	0	2											
Aaron Boone, R OBP: 0.359, SLG: 0.512 (1, 5)	0-1 F7		3-1 F8		1-3 K	1-2 2-3 3-H 1-3 BB		2-0 3B 2B		5	1	1	0	0	2	7											
Ruben Rivera, R OBP: 0.317, SLG: 0.424 (1, 8)		4-2 BB		0-0 S 1B 1B	1-1 G3-1		0-2 P3	1-0 3B		4	1	2	1	1	0	1											
Kelly Stinnett, R OBP: 0.446 Danny Graves, R OBP: 0.250, SLG: 1.000 (9, 1)		2-2 F2		1-1 1B 1B		2-2 BB 2B	0-2 F7	0-3 K		5	1	2	1	0	1	2											
Juan Castro, R OBP: 0.261, SLG: 0.283 (8, 4)		0-0 P3		3-2 F8		2-2 FC2-6 2H 1B	0-1 2B		0-1 G6-3	5	0	2	1	0	0	2											
59 Lance Davis, R OBP: 0.150, SLG: 0.200 D.T. Cromer, L OBP: 0.313, SLG: 0.630 Pokey Reese, R OBP: 0.292, SLG: 0.341 (8, 6) Ken Griffey Jr., L OBP: 0.382, SLG: 0.533 (9, PH)		0-3 K		1-3 K		0-0 FC2-6 2-3 BB	4-2 2B		0-1 F9	3	0	0	0	0	2	3											
<b>Inning Stats</b>	R: 1 E: 0 K: 0 S: 10	H: 2 LOB: 1 BB: 0 P: 14	R: 0 E: 0 K: 1 S: 9	H: 0 LOB: 1 BB: 1 P: 15	R: 0 E: 0 K: 0 S: 13	H: 0 LOB: 2 BB: 2 P: 24	R: 1 E: 0 K: 1 S: 11	H: 3 LOB: 2 BB: 0 P: 17	R: 0 E: 0 K: 2 S: 9	H: 1 LOB: 1 BB: 0 P: 12	R: 2 E: 0 K: 1 S: 24	H: 4 LOB: 3 BB: 2 P: 37	R: 0 E: 0 K: 1 S: 17	H: 1 LOB: 2 BB: 1 P: 22	R: 2 E: 0 K: 2 S: 11	H: 3 LOB: 1 BB: 0 P: 18	R: 0 E: 0 K: 0 S: 8	H: 0 LOB: 0 BB: 0 P: 10	1B: 7 2B: 5 3B: 1 HR: 2	SF: 0 SAC: 0 DP: 1 HBP: 0	WP: 0 PA: 46 PB: 0 SB: 1 CS: 0						
<b>PITCHER</b>	IP	WLS	BF	H	R	ER	SO	BB	IBB	HBP	BLK	WP	HR	S	P	ERA	WHIP										
Denny Neagle, L ERA: 5.2 Mike Myers, L ERA: 2.7 Dan Miceli, R ERA: 5.45 Gabe White, L ERA: 6.62 Jay Powell, R ERA: 3.59	(1, 1)	5.2	30	10	4	4	4	4	0	0	0	0	0	3	7	6.35	2.471										
Jose Jimenez, R ERA: 3.83 (9, 1)	1.0	S	3	0	0	0	0	0	0	0	0	0	0	4	5	0.00	3.000										

Colorado Rockies @ Cincinnati Reds  
Cinergy Field, Cincinnati, OH  
Sun Aug 12 2001, 1:15 PM EDT  
Att: 23,887 - Sunny - 78 F

AB 40  
R 6  
H 14  
RBI 6  
BB 6  
SO 8  
LOB 21



Batter	1	2	3	4	5	6	7	8	9	AB	R	H	RBI	BB	SO	LOB	TOP		
Todd Walker, L (1,4) OBP: 0.354, SLG: 0.483	G6-3		G3-6						FC4	5	1	2	0	0	0	3	<b>Cincinnati Reds @ St. Louis Cardinals</b> Busch Stadium, St. Louis, MO Mon Aug 13 2001, 7:10 PM CDT Att: 32,929 - Sunny - 86 F		
Adam Dunn, L (1,9) OBP: 0.400, SLG: 0.523	K									3	0	0	0	1	2	3			
Ken Griffey Jr., L (1,8) OBP: 0.369, SLG: 0.533										2	0	1	2	2	1	1			
Sean Casey, L (1,3) OBP: 0.392, SLG: 0.504										4	0	2	0	0	0	2			
Aaron Boone, R (1,5) OBP: 0.355, SLG: 0.506										4	0	0	0	0	2	3			
Dmitri Young, S (1,7) OBP: 0.345, SLG: 0.477										3	0	1	0	1	0	1			
Jason LaRue, R (1,2) OBP: 0.307, SLG: 0.426										4	0	0	0	0	2	3			
Pokey Reese, R (1,6) OBP: 0.291, SLG: 0.340										4	0	1	0	0	1	0			
Elmer Dessens, R (1,1) OBP: 0.156, SLG: 0.095										3	1	2	0	0	0	0			
Hector Mercado, L (8,1) Scott Sullivan, R (8,1) Brady Clark, R (9,PH) OBP: 0.424, SLG: 0.500										0	0	0	0	0	0	0			
<b>Inning Stats</b>	R: 0 E: 0 K: 2 S: 16	H: 1 LOB: 2 BB: 1 P: 25	R: 0 E: 0 K: 0 S: 10	H: 1 LOB: 0 BB: 0 P: 14	R: 0 E: 0 K: 1 S: 13	H: 1 LOB: 1 BB: 1 P: 19	R: 0 E: 0 K: 0 S: 9	H: 1 LOB: 1 BB: 0 P: 13	R: 2 E: 1 K: 2 S: 14	H: 3 LOB: 1 BB: 0 P: 22	R: 0 E: 0 K: 1 S: 8	H: 0 LOB: 0 BB: 0 P: 11	R: 0 E: 0 K: 0 S: 9	H: 1 LOB: 1 BB: 0 P: 15	R: 0 E: 0 K: 1 S: 7	H: 0 LOB: 2 BB: 1 P: 13	1B: 7 2B: 2 3B: 0 HR: 0	SF: 0 SAC: 0 DP: 3 HBP: 0	WP: 0 PA: 37 PB: 0 SB: 0 CS: 0
<b>PITCHER</b>	IP WLS BF H R ER SO BB IBB HBP BLK WP HR S P ERA WHIP																		
Bud Smith, L (1,1) ERA: 2.89	7.0	29	8	2	2	6	2	0	0	0	0	0	0	0	0	3	8	2.57	1.429
Mike Matthews, L (8,1) ERA: 3.7	0.2	2	0	0	0	0	1	0	0	0	0	0	0	0	3	8	0.00	1.500	
Andy Benes, R (8,1) ERA: 6.93	0.1	W	1	0	0	0	1	0	0	0	0	0	0	4	5	0.00	0.000		
Dave Veres, R (9,1) ERA: 3.21	1.0	S	5	1	0	0	1	0	0	0	0	0	0	11	18	0.00	2.000		

AB	33
R	2
H	9
RBI	2
BB	4
SO	8
LOB	18



Batter	1	2	3	4	5	6	7	8	9	AB	R	H	RBI	BB	SO	LOB	BOTTOM	
Fernando Vina, L (1,4) OBP: 0.353, SLG: 0.412	G6-3	B1-3								4	1	1	0	0	0	2	<b>Cincinnati Reds @ St. Louis Cardinals</b> Busch Stadium, St. Louis, MO Mon Aug 13 2001, 7:10 PM CDT Att: 32,929 - Sunny - 86 F	
Placido Polanco, R (1,5) OBP: 0.394, SLG: 0.409										4	1	2	0	0	0	0		
Mark McGwire, R (1,3) OBP: 0.308, SLG: 0.510										3	0	0	1	0	2	1		
5 Albert Pujols, R (1,7) OBP: 0.402, SLG: 0.616										3	1	1	0	1	1	0		
15 Jim Edmonds, L (1,8) OBP: 0.381, SLG: 0.489										3	0	2	0	1	0	2		
Craig Paquette, R (1,9) OBP: 0.303, SLG: 0.443										4	0	0	0	0	2	5		
Edgar Renteria, R (1,6) OBP: 0.309, SLG: 0.364										3	0	2	2	1	0	0		
Eli Marrero, R (1,2) OBP: 0.310, SLG: 0.444										3	0	0	0	1	0	4		
Bud Smith, L (1,1) OBP: 0.250, SLG: 0.250										1	0	0	0	0	0	0		
Bobby Bonilla, S (7,PH) OBP: 0.317, SLG: 0.375										1	0	0	0	0	0	0		
Mike Matthews, L (8,1) OBP: 0.067, SLG: 0.067										0	0	0	0	0	0	0		
Andy Benes, R (8,1) OBP: 0.182, SLG: 0.250										0	0	0	0	0	0	0		
Dave Veres, R (9,1) ERA: 3.29										0	0	0	0	0	0	0		
<b>Inning Stats</b>	R: 0 E: 0 K: 1 S: 10	H: 2 LOB: 2 BB: 0 P: 17	R: 0 E: 0 K: 1 S: 8	H: 1 LOB: 2 BB: 1 P: 15	R: 0 E: 0 K: 1 S: 9	H: 0 LOB: 0 BB: 0 P: 14	R: 0 E: 0 K: 0 S: 8	H: 1 LOB: 1 BB: 1 P: 14	R: 0 E: 0 K: 1 S: 8	H: 1 LOB: 1 BB: 0 P: 14	R: 0 E: 0 K: 0 S: 7	H: 0 LOB: 0 BB: 0 P: 11	R: 0 E: 0 K: 1 S: 15	H: 3 LOB: 3 BB: 2 P: 28	1B: 6 2B: 2 3B: 0 HR: 0	SF: 1 SAC: 1 DP: 1 HBP: 0	WP: 0 PA: 35 PB: 0 SB: 1 CS: 0	
<b>PITCHER</b>	IP WLS BF H R ER SO BB IBB HBP BLK WP HR S P ERA WHIP																	
Elmer Dessens, R (1,1) ERA: 4.55	7.1	31	7	3	3	4	3	0	0	0	0	0	0	0	2	6	3.68	1.364
Hector Mercado, L (8,1) ERA: 3.95	0.0	1	0	0	0	0	1	0	0	0	0	0	0	2	6	0.00	1.500	
Scott Sullivan, R (8,1) ERA: 3.29	0.2	B	3	1	0	0	1	0	0	0	0	0	0	8	13	0.00	1.500	

AB	29
R	3
H	8
RBI	3
BB	4
SO	5
LOB	14



Batter	1	2	3	4	5	6	7	8	9	AB	R	H	RBI	BB	SO	LOB	TOP			
Todd Walker, L (1,4) OBP: 0.353, SLG: 0.481	K2-3		G4-3			K			HBP G3 1B	4	0	1	0	0	2	0	<b>Cincinnati Reds @ St. Louis Cardinals</b> Busch Stadium, St. Louis, MO Tue Aug 14 2001, 7:10 PM CDT Att: 32,226 - Cloudy - 81 F			
Adam Dunn, L (1,9) OBP: 0.394, SLG: 0.511	1B			F7			G6-3		K	4	0	1	0	0	1	2				
Ken Griffey Jr., L (1,8) John Riedling, R (7,1) Wilton Guerrero, S (8,7)	F8			G3			G2-3		G3	3	0	0	0	0	0	1				
Sean Casey, L (1,3) OBP: 0.391, SLG: 0.500	G4-3			P5			G5-3		HBP BB	3	0	0	0	1	0	1				
Aaron Boone, R (1,5) OBP: 0.354, SLG: 0.501		G3					G6-3		F8 HBP	3	0	0	1	0	0	0				
Dmitri Young, S (1,7) 51 Scott MacRae, R (8,1)	K						G5-3		HBP	3	0	0	0	0	2	0				
Ruben Rivera, R (9,PH) OBP: 0.315, SLG: 0.422	K								K	0	0	0	0	0	0	0				
Jason LaRue, R (1,2) OBP: 0.307, SLG: 0.425	K						G4-3		K	1	0	0	0	0	1	3				
Pokey Reese, R (1,6) OBP: 0.289, SLG: 0.337							G6-3		K	3	0	0	0	0	0	1				
Dennys Reyes, R (1,1) D.T. Cromer, L (6,PH) Chris Nichting, R (6,1) Brady Clark, R (7,8) OBP: 0.430, SLG: 0.507							G3		HBP 1B	1	0	0	0	0	1	0				
<b>Inning Stats</b>	R: 0 E: 0 K: 1 S: 12	H: 1 LOB: 1 BB: 0 P: 17	R: 0 E: 0 K: 2 S: 9	H: 0 LOB: 0 BB: 0 P: 13	R: 0 E: 0 K: 1 S: 10	H: 0 LOB: 0 BB: 0 P: 15	R: 0 E: 0 K: 0 S: 10	H: 0 LOB: 0 BB: 0 P: 11	R: 0 E: 0 K: 1 S: 7	H: 0 LOB: 0 BB: 0 P: 11	R: 0 E: 0 K: 0 S: 6	H: 0 LOB: 0 BB: 0 P: 11	R: 0 E: 0 K: 1 S: 8	H: 1 LOB: 1 BB: 0 P: 10	R: 1 E: 0 K: 2 S: 16	H: 2 LOB: 3 BB: 1 P: 29	1B: 4 2B: 0 3B: 0 HR: 0	SF: 0 SAC: 0 DP: 0 HBP: 1	WP: 0 PB: 0 SB: 0 CS: 0	PA: 33
<b>PITCHER</b> Matt Morris, R (1,1) ERA: 3.33	IP: 9.0 WLS: W BF: 33 H: 4 R: 1 ER: 1 SO: 8 BB: 1 IBB: 0 HBP: 1 BLK: 0 WP: 0 HR: 0 S: 83 P: 123 ERA: 1.00 WHIP: 0.556															<b>PITCHER</b>				

AB	31
R	1
H	4
RBI	1
BB	1
SO	8
LOB	10



Batter	1	2	3	4	5	6	7	8	9	AB	R	H	RBI	BB	SO	LOB	BOTTOM			
Fernando Vina, L (1,4) OBP: 0.352, SLG: 0.411	F8			CS 1B	F8		G4-3			4	0	1	0	0	0	1	<b>Cincinnati Reds @ St. Louis Cardinals</b> Busch Stadium, St. Louis, MO Tue Aug 14 2001, 7:10 PM CDT Att: 32,226 - Cloudy - 81 F			
Placido Polanco, R (1,5) OBP: 0.363, SLG: 0.408	G5-3			1B CS	FC6-4		F9			4	1	1	0	0	0	1				
Mark McGwire, R (1,3) OBP: 0.303, SLG: 0.500	G5-3			K	K		K			4	0	0	0	0	3	3				
5 Albert Pujols, R (1,7) Eli Marrero, R (8,7) OBP: 0.404, SLG: 0.615 OBP: 0.308, SLG: 0.441		F5		1B BB			HR 1B		G4-3	2	2	1	0	1	0	0				
Craig Paquette, R (1,9) OBP: 0.306, SLG: 0.457		F8		1B HR			HR		L6	4	2	2	2	0	0	0				
Edgar Renteria, R (1,6) Miguel Cairo, R (8,PH) OBP: 0.305, SLG: 0.364 OBP: 0.359, SLG: 0.368		K		HR 1B			F9		G4-3	3	1	1	2	0	1	0				
Mike Matheny, R (1,2) OBP: 0.293, SLG: 0.301				HR			BB			2	1	1	3	1	0	0				
Kerry Robinson, L (1,8) OBP: 0.340, SLG: 0.357				K			F8			3	0	0	0	0	1	1				
Matt Morris, R (1,1) OBP: 0.148, SLG: 0.151				G6-3			G3-1			3	0	1	0	0	0	1				
<b>Inning Stats</b>	R: 0 E: 0 K: 0 S: 7	H: 0 LOB: 0 BB: 0 P: 11	R: 0 E: 0 K: 1 S: 8	H: 0 LOB: 0 BB: 0 P: 13	R: 0 E: 0 K: 0 S: 7	H: 0 LOB: 0 BB: 0 P: 12	R: 5 E: 0 K: 2 S: 13	H: 5 LOB: 1 BB: 1 P: 24	R: 0 E: 0 K: 1 S: 13	H: 1 LOB: 1 BB: 0 P: 22	R: 2 E: 0 K: 0 S: 9	H: 2 LOB: 1 BB: 1 P: 17	R: 0 E: 0 K: 1 S: 6	H: 0 LOB: 0 BB: 0 P: 7	R: 0 E: 0 K: 0 S: 6	H: 0 LOB: 0 BB: 0 P: 8		1B: 6 2B: 1 3B: 0 HR: 2	SF: 0 SAC: 0 DP: 1 HBP: 0	WP: 0 PB: 0 SB: 0 CS: 2
<b>PITCHER</b> Dennys Reyes, L (1,1) Chris Nichting, R (6,1) John Riedling, R (7,1) 51 Scott MacRae, R (8,1) ERA: 3.81 ERA: 4.73 ERA: 2.79 ERA: 6.75	IP: 5.0 WLS: L BF: 21 H: 6 R: 5 ER: 5 SO: 4 BB: 1 IBB: 0 HBP: 0 BLK: 0 WP: 0 HR: 1 S: 48 P: 82 ERA: 9.00 WHIP: 1.400															<b>PITCHER</b>				

AB	31
R	7
H	8
RBI	7
BB	2
SO	5
LOB	7



Batter	1	2	3	4	5	6	7	8	9	AB	R	H	RBI	BB	SO	LOB	TOP				
<b>Brady Clark, R</b> OBP: 0.428, SLG: 0.539 (1, 7)	2-1 1B		0-1 E6 G6-3		0-1 G6-3		2-0 HR		0-2 F8	5	1	2	1	0	0	1	<b>Cincinnati Reds @ St. Louis Cardinals</b> Busch Stadium, St. Louis, MO Wed Aug 15 2001, 7:10 PM CDT Att: 32,151 - Cloudy - 84 F				
<b>Todd Walker, L</b> OBP: 0.352, SLG: 0.477 (1, 4)	2-0 L6		2-2 G6-3 1-2f		4-2 2B BB		2-1 P4			3	1	0	0	1	0	2					
<b>Ken Griffey Jr., L</b> OBP: 0.367, SLG: 0.537 (1, 8)	2-2 P4		0-0 HR		4-2 2B BB		0-0 G4-3			3	1	1	1	1	0	1					
<b>Sean Casey, L</b> OBP: 0.390, SLG: 0.500 (1, 3)	0-1 G5-3		2-2 G2-3		0-0 2B 1-3 2H			2-0 P6		4	0	1	1	0	0	1					
<b>Adam Dunn, L</b> OBP: 0.389, SLG: 0.532 (1, 9)		3-2 HR		2-1 F9		3-3 K		2-3 K		4	1	1	1	0	2	2					
<b>Dmitri Young, S</b> OBP: 0.344, SLG: 0.469 (1, 5)		2-2 G4-3		0-1 G4-3		2-2 G3		1-0 F8		4	0	0	0	0	0	0					
<b>Kelly Stinnett, R</b> OBP: 0.325, SLG: 0.439 (1, 2)		1-3 K		4-2 2B BB		1-3 K		0-1 G6-3		3	0	0	0	1	2	0					
<b>Pokey Reese, R</b> OBP: 0.291, SLG: 0.342 (1, 6)		0-1 1B		0-2 2B 1-H		1-1 F9		3-2 E5 DI		4	0	2	0	0	0	0					
<b>Chris Reitsma, R</b> OBP: 0.162, SLG: 0.088 (1, 1)		1-0 P4			0-0 G4-3		0-0 F9		3-3 K	2	0	0	0	0	0	1					
<b>51 Scott MacRae, R</b> (5, 1)										0	0	0	0	0	0	0					
<b>Wilton Guerrero, S</b> OBP: 0.362, SLG: 0.391 (7, PH)										1	0	0	0	0	0	0					
<b>Jim Brower, R</b> OBP: 0.333, SLG: 0.375 (7, 1)										0	0	0	0	0	0	0					
<b>D.T. Cromer, L</b> OBP: 0.294, SLG: 0.586 (9, PH)									1-2	1	0	0	0	0	1	1					
<b>Inning Stats</b>	R: 0 E: 0 K: 0 S: 9	H: 1 LOB: 1 BB: 0 P: 15	R: 1 E: 0 K: 1 S: 13	H: 2 LOB: 1 BB: 0 P: 20	R: 1 E: 1 K: 0 S: 9	H: 1 LOB: 0 BB: 0 P: 13	R: 0 E: 0 K: 0 S: 11	H: 1 LOB: 2 BB: 2 P: 17	R: 1 E: 0 K: 1 S: 18	H: 1 LOB: 0 BB: 0 P: 13	R: 1 E: 0 K: 0 S: 5	H: 1 LOB: 0 BB: 0 P: 9	R: 0 E: 0 K: 1 S: 6	H: 0 LOB: 0 BB: 0 P: 11	R: 0 E: 1 K: 1 S: 12	H: 0 LOB: 1 BB: 0 P: 18	1B: 2 2B: 2 3B: 0 HR: 3	SF: 0 SAC: 0 DP: 1 HBP: 0	WP: 0 PA: 37 PB: 0 SB: 0 CS: 0		
<b>PITCHER</b>	IP	WLS	BF	H	R	ER	SO	BB	IBB	HBP	BLK	WP	HR	S	P	ERA	WHIP				
<b>Woody Williams, R</b> ERA: 4.95	(1, 1)	5.0	W	23	6	3	3	2	3	0	0	0	0	2	60	94	5.40	1.800			
<b>Gene Stenschulte, R</b> ERA: 4.04	(6, 1)	1.1		5	1	1	1	1	0	0	0	0	0	1	11	17	6.75	0.750			
<b>Steve Kline, L</b> ERA: 1.74	(7, 1)	1.2		5	0	0	1	0	0	0	0	0	0	9	16	0.00	0.000				
<b>Luther Hackman, R</b> ERA: 3.66	(9, 1)	1.0		4	0	0	1	0	0	0	0	0	0	12	18	0.00	0.000				

AB	34
R	4
H	7
RBI	4
BB	3
SO	5
LOB	9



Batter	1	2	3	4	5	6	7	8	9	AB	R	H	RBI	BB	SO	LOB	BOTTOM			
<b>Fernando Vina, L</b> OBP: 0.354, SLG: 0.414 (1, 4)	0-0 F8 15 HR 1B			3-1 E6 WP 2H		2-1 F8				4	1	2	1	0	0	0	<b>Cincinnati Reds @ St. Louis Cardinals</b> Busch Stadium, St. Louis, MO Wed Aug 15 2001, 7:10 PM CDT Att: 32,151 - Cloudy - 84 F			
<b>Placido Polanco, R</b> OBP: 0.360, SLG: 0.403 (1, 5)	2-2 F8		1-2 G6-3		1-3 K		2-3 K			4	0	0	0	0	2	3				
<b>Steve Kline, S</b> (7, 1)										0	0	0	0	0	0	0				
<b>Luther Hackman, R</b> (9, 1)	1-3 1B			2-3 K						0	0	0	0	0	0	0				
<b>Mark McGwire, R</b> OBP: 0.306, SLG: 0.498 (1, 3)	4-2 15 HR BB		2-1 G5-3		2-2 5 2B 15 1B		3-2 P4			3	2	1	0	1	0	0				
<b>5 Albert Pujols, R</b> OBP: 0.402, SLG: 0.614 (1, 7)	1-2 P4		2-2 F8		3-2 15 1B 1B		1-1 F8			4	1	1	0	0	0	2				
<b>15 Jim Edmonds, L</b> OBP: 0.382, SLG: 0.497 (1, 8)	0-0 1H 3H HR		2-1 F7		3-1 G6-3 1B		1-2 F7			4	1	2	4	0	0	0				
<b>Craig Paquette, R</b> OBP: 0.397, SLG: 0.455 (1, 9)	1-1 F8			3-1 F8		0-0 G6-3 1B		1-2 P6		3	0	1	1	0	0	0				
<b>Gene Stenschulte, R</b> OBP: 0.750, SLG: 1.867 (6, 1)										0	0	0	0	0	0	0				
<b>Miguel Cairo, R</b> OBP: 0.397, SLG: 0.365 (7, 5)										1	0	0	0	0	0	0				
<b>Edgar Renteria, R</b> OBP: 0.308, SLG: 0.363 (1, 6)		1-1 F8		0-0 CS 1B		3-2 G6-3		0-1 F3		4	0	1	0	0	0	2				
<b>Mike Matheny, R</b> OBP: 0.292, SLG: 0.300 (1, 2)		0-1 G1-3		1-2 2B 1B		3-2 G6-3		0-3 K		4	1	1	0	0	1	1				
<b>Woody Williams, R</b> OBP: 0.242, SLG: 0.267 (1, 1)			0-0 2B 1B		3-2 2B 1B		0-1 G3			2	2	2	1	0	0	0				
<b>Kerry Robinson, L</b> OBP: 0.338, SLG: 0.354 (6, 9)				1-H E 2B						1	0	0	0	0	0	0				
<b>Inning Stats</b>	R: 3 E: 0 K: 0 S: 12	H: 2 LOB: 1 BB: 0 P: 20	R: 1 E: 0 K: 0 S: 12	H: 2 LOB: 1 BB: 0 P: 17	R: 0 E: 0 K: 0 S: 9	H: 0 LOB: 0 BB: 0 P: 15	R: 2 E: 1 K: 1 S: 15	H: 3 LOB: 1 BB: 0 P: 26	R: 2 E: 0 K: 0 S: 15	H: 4 LOB: 1 BB: 0 P: 29	R: 0 E: 0 K: 1 S: 7	H: 0 LOB: 0 BB: 0 P: 11	R: 0 E: 0 K: 0 S: 8	H: 0 LOB: 0 BB: 0 P: 13	R: 0 E: 0 K: 1 S: 10	H: 0 LOB: 0 BB: 0 P: 11	1B: 7 2B: 3 3B: 0 HR: 1	SF: 0 SAC: 0 DP: 1 HBP: 0	WP: 1 PA: 35 PB: 0 SB: 1 CS: 1	
<b>PITCHER</b>	IP	WLS	BF	H	R	ER	SO	BB	IBB	HBP	BLK	WP	HR	S	P	ERA	WHIP			
<b>Chris Reitsma, R</b> ERA: 5.09	(1, 1)	4.0	L	23	10	8	7	1	1	0	0	0	0	14	24	0.00	0.500			
<b>51 Scott MacRae, R</b> ERA: 5.59	(5, 1)	2.0		6	1	0	0	1	0	0	0	0	0	18	24	0.00	0.000			
<b>Jim Brower, R</b> ERA: 3.48	(7, 1)	2.0		6	0	0	0	1	0	0	0	0	0	18	24	0.00	0.000			

AB	34
R	8
H	11
RBI	7
BB	1
SO	3
LOB	8





Batter	1	2	3	4	5	6	7	8	9	AB	R	H	RBI	BB	SO	LOB	TOP											
Todd Walker, L OBP: 0.353, SLG: 0.474 (1, 4)	4-1 HR BB		4-2 BB BB		2-2 L7			3-3 K		2	1	0	0	2	1	1	<b>Cincinnati Reds @ St. Louis Cardinals</b> Busch Stadium, St. Louis, MO Thu Aug 16 2001, 7:10 PM CDT Att: 32,431 - Cloudy - 83 F											
Adam Dunn, L OBP: 0.402, SLG: 0.567 (1, 9)	3-1 HR		4-1 L3 BB			3-2 G4-3		3-2 G5-4-3 1B		3	1	2	2	1	0	0												
Ken Griffey Jr., L OBP: 0.361, SLG: 0.526 (1, 8)	1-1 G6-3		1-2 L3			3-1 G3		2-1 G5-4-3 1-2		4	0	0	0	0	0	3												
Sean Casey, L OBP: 0.389, SLG: 0.498 (1, 3)	1-0 G4-3			2-2 FC6-4 1B		2-2 L8		0-0 F7		4	0	1	0	0	0	0												
Dmitri Young, S OBP: 0.345, SLG: 0.476 (1, 5)	1-1 G6-3		0-0 FC6-4 G5-4-3 1-2			2-2 HR		0-0 1B		4	1	2	1	0	0	1												
Brady Clark, R OBP: 0.421, SLG: 0.538 (1, 7)		3-2 P9		1-2 G5-4-3 1-2		0-1 2B		3-2 F9		4	0	1	0	0	0	2												
Jason LaRue, R OBP: 0.303, SLG: 0.419 (1, 2)		2-3 K			2-2 G5-3		0-2 G5-3		1-3 K2-3	4	0	0	0	0	2	2												
Pokey Reese, R OBP: 0.292, SLG: 0.340 (1, 6)		0-1 G5-3			1-0 HBP		0-0 P5			2	0	0	0	0	0	1												
Jose Acevedo, R OBP: 0.100, SLG: 0.100 (7, PH)			1-2 G6-3		2-3 K		0-1 G4-3			2	0	0	0	0	1	1												
Wilton Guerrero, S OBP: 0.354, SLG: 0.383 Scott Sullivan, R John Riedling, R										1	0	0	0	0	0	1												
										0	0	0	0	0	0	0												
										0	0	0	0	0	0	0												
<b>Inning Stats</b>	R: 2 E: 0 K: 0 S: 8	H: 1 LOB: 0 BB: 1 P: 18	R: 0 E: 0 K: 1 S: 8	H: 0 LOB: 0 BB: 0 P: 13	R: 0 E: 0 K: 0 S: 10	H: 0 LOB: 1 BB: 2 P: 20	R: 0 E: 0 K: 0 S: 8	H: 1 LOB: 0 BB: 0 P: 11	R: 0 E: 0 K: 1 S: 9	H: 0 LOB: 1 BB: 0 P: 16	R: 0 E: 0 K: 0 S: 10	H: 0 LOB: 0 BB: 0 P: 18	R: 1 E: 0 K: 0 S: 11	H: 2 LOB: 1 BB: 0 P: 13	R: 0 E: 0 K: 1 S: 10	H: 1 LOB: 1 BB: 0 P: 18	R: 0 E: 0 K: 1 S: 8	H: 1 LOB: 1 BB: 0 P: 12	1B: 3 2B: 2 3B: 0 HR: 2	SF: 0 SAC: 0 DP: 3 HBP: 1	WP: 0 PB: 0 SB: 0 CS: 0	PA: 34						
<b>PITCHER</b>	IP	WLS	BF	H	R	ER	SO	BB	IBB	HBP	BLK	WP	HR	S	P	ERA	WHIP											
Dustin Hermanson, R ERA: 4.43	(1, 1)	6.0	W	24	4	3	3	2	3	0	1	0	0	2	58	103	4.50	1.167										
Luther Hackman, R ERA: 3.48	(7, 1)	1.0	H	3	0	0	0	0	0	0	0	0	0	0	6	6	0.00	0.000										
Steve Kline, L ERA: 1.71	(8, 1)	1.0	H	3	1	0	0	1	0	0	0	0	0	10	18	0.00	1.000											
Dave Veres, R ERA: 3.15	(9, 1)	1.0		4	1	0	0	1	0	0	0	0	0	8	12	0.00	1.000											

AB	30
R	3
H	6
RBI	3
BB	3
SO	4
LOB	12



Batter	1	2	3	4	5	6	7	8	9	AB	R	H	RBI	BB	SO	LOB	BOTTOM												
Fernando Vina, L OBP: 0.352, SLG: 0.410 (1, 4)	1-0 HBP		0-0 B2-3			1-1 G3	1-1 F7	0-0 L6		4	0	0	0	0	0	3	<b>Cincinnati Reds @ St. Louis Cardinals</b> Busch Stadium, St. Louis, MO Thu Aug 16 2001, 7:10 PM CDT Att: 32,431 - Cloudy - 83 F												
Placido Polanco, R OBP: 0.361, SLG: 0.404 (1, 5)	2-1 G1-6-4-3 1-2		2-1 F8			0-1 5 1B 15 HR		2-2 1B 5 2B		4	2	2	0	0	0	1													
Mark McGwire, R OBP: 0.307, SLG: 0.495 Kerry Robinson, L OBP: 0.340, SLG: 0.356 (1, 3) (5, 7)	4-1 BB			1-3 K		1-3 K		2-0 1B 5 2B		1	0	0	0	1	1	0													
5 Albert Pujols, R OBP: 0.403, SLG: 0.615 (1, 7) (5, 3)	1-1 P9			2-1 G5-3		0-0 1B 15 HR		1-0 2B 1B 2B		4	2	2	2	0	0	1													
15 Jim Edmonds, L OBP: 0.381, SLG: 0.503 (1, 8)		0-2 F7		2-2 L9		0-0 HR		1-3 K		4	1	1	3	0	1	1													
Craig Paquette, R OBP: 0.306, SLG: 0.464 (1, 9)		2-0 HR			1-0 G4-3		2-3 K		2-3 K	4	1	1	1	0	2	1													
Edgar Renteria, R OBP: 0.310, SLG: 0.365 (1, 6)		1-2 F9			3-3 K		1-1 2B	4-0 2B IBB		3	1	1	0	1	1	0													
Mike Matheny, R OBP: 0.295, SLG: 0.307 (1, 2)		2-3 K			1-1 WP 1B		0-0 B3	3-2 2B 1B 2B		4	0	2	2	0	1	1													
Dustin Hermanson, R OBP: 0.140, SLG: 0.225 Luther Hackman, R Bobby Bonilla, S Steve Kline, S Miguel Cairo, R Dave Veres, R	(1, 1) (7, 1) (7, PH) (8, 1) (8, PH) (9, 1)	IP	WLS	BF	H	R	ER	SO	BB	IBB	HBP	BLK	WP	HR	S	P		ERA	WHIP										
Jose Acevedo, R ERA: 5.49	(1, 1)	6.0	L	24	5	4	4	5	1	1	0	0	0	0	25	47		21.60	3.600										
Scott Sullivan, R ERA: 3.68	(7, 1)	1.2		12	5	4	4	3	1	1	0	0	0	0	1	1	0.00	0.000											
John Riedling, R ERA: 2.76	(8, 1)	0.1		1	0	0	0	0	0	0	0	0	0	0	1	1	0.00	0.000											
<b>Inning Stats</b>	R: 0 E: 0 K: 0 S: 5	H: 0 LOB: 1 BB: 1 P: 13	R: 1 E: 0 K: 1 S: 11	H: 1 LOB: 0 BB: 0 P: 16	R: 0 E: 0 K: 0 S: 4	H: 0 LOB: 0 BB: 0 P: 6	R: 0 E: 0 K: 1 S: 8	H: 0 LOB: 0 BB: 0 P: 13	R: 0 E: 0 K: 1 S: 9	H: 1 LOB: 1 BB: 0 P: 15	R: 3 E: 0 K: 2 S: 12	H: 3 LOB: 0 BB: 0 P: 16	R: 0 E: 0 K: 1 S: 8	H: 1 LOB: 1 BB: 0 P: 11	R: 4 E: 0 K: 2 S: 18	H: 4 LOB: 2 BB: 2 P: 37	1B: 5 2B: 3 3B: 0 HR: 2	SF: 0 SAC: 0 DP: 1 HBP: 1	WP: 1 PB: 0 SB: 0 CS: 0	PA: 37									

AB	33
R	8
H	10
RBI	8
BB	3
SO	8
LOB	11



Batter	1	2	3	4	5	6	7	8	9	AB	R	H	RBI	BB	SO	LOB	TOP																									
Devon White, S (1, 8) OBP: 0.341, SLG: 0.456	2-2 G1-3 1B		0-1 P6		0-0 G4-3	0-2 G3-1			1-0 P6	5	0	1	0	0	0	2																										
Mark Loretta, R (1, 4) OBP: 0.337, SLG: 0.341	0-2 G1-3 1-2			2-2 3B 1B	1-1 G4-3			1-0 G5-3	1-0 2B	5	1	2	0	0	0	1																										
Jeromy Burnitz, L (1, 9) OBP: 0.350, SLG: 0.525	0-1 L6			1-2 1B 3B	2-2 HR			0-2 G4-3	4-0 IBB	4	2	2	2	1	0	0																										
Richie Sexson, R (1, 3) OBP: 0.319, SLG: 0.495		1-0 F8		3-1 G5-3	1-0 F9			3-3 K	3-3 K	5	0	0	0	0	2	4																										
José Hernández, R (1, 6) OBP: 0.293, SLG: 0.440		3-3 K		2-1 BB 1B		1-2 F8		0-0 FC5-4 1B	0-3 K	5	0	2	1	0	2	3																										
Lou Collier, R (1, 7) OBP: 0.273, SLG: 0.400		2-1 2B		3-H 2-2 P5		0-0 2B		2-2 F9		4	1	2	0	0	0	2																										
Mike Coolbaugh, R (1, 5) OBP: 0.261, SLG: 0.455		1-1 F9		1-0 BB 1B		0-1 2B		1-1 FC5-4 1-2		4	1	2	1	0	0	2																										
Henry Blanco, R (1, 2) OBP: 0.285, SLG: 0.317			2-2 F9	4-1 1-2 2-3 BB		1-1 2H 1B		0-0 F7		3	0	1	1	1	0	1																										
Mac Suzuki, R (1, 1)			3-3 K	0-1 G3		0-3 K			4-2 2B BB	3	0	0	0	0	2	4																										
Lance Painter, L (7, 1)										0	0	0	0	0	0	0																										
Chad Fox, R (8, 1)										0	0	0	0	0	0	0																										
Mark Sweeney, L (9, PH) OBP: 0.326, SLG: 0.463										0	0	0	0	1	0	0																										
Curt Leskanic, R (9, 1)										0	0	0	0	0	0	0																										
<b>Inning Stats</b>	R: 0 E: 0 K: 0 S: 9	H: 1 LOB: 0 BB: 0 P: 11	R: 0 E: 0 K: 1 S: 8	H: 1 LOB: 1 BB: 0 P: 15	R: 0 E: 0 K: 1 S: 8	H: 0 LOB: 0 BB: 0 P: 13	R: 2 E: 0 K: 0 S: 17	H: 4 LOB: 3 BB: 1 P: 32	R: 1 E: 0 K: 0 S: 9	H: 1 LOB: 0 BB: 0 P: 13	R: 2 E: 0 K: 1 S: 14	H: 3 LOB: 1 BB: 0 P: 16	R: 0 E: 0 K: 1 S: 8	H: 0 LOB: 0 BB: 0 P: 12	R: 0 E: 0 K: 0 S: 8	H: 1 LOB: 1 BB: 0 P: 11	R: 0 E: 0 K: 2 S: 13	H: 1 LOB: 3 BB: 2 P: 26	1B: 6 2B: 4 3B: 1 HR: 1	SF: 0 SAC: 0 DP: 0 HBP: 0	WP: 0 PB: 0 CS: 0	PA: 41																				
<b>PITCHER</b>	IP	WLS	BF	H	R	ER	SO	BB	IBB	HBP	BLK	WP	HR	S	P	ERA	WHIP	<b>PITCHER</b>								IP	WLS	BF	H	R	ER	SO	BB	IBB	HBP	BLK	WP	HR	S	P	ERA	WHIP
59 Lance Davis, L (1, 1) ERA: 5.1	5.1	L	26	10	5	5	2	1	0	0	0	0	1	59	94	8.44	2.062																									
51 Scott MacRae, R (6, 1) ERA: 4.55	1.2		5	0	0	0	2	0	0	0	0	0	0	14	18	0.00	0.000																									
Jose Rijo, R (8, 1) ERA:	2.0		10	2	0	0	2	1	1	0	0	0	0	21	37	0.00	1.500																									

Milwaukee Brewers @ Cincinnati Reds  
Cinergy Field, Cincinnati, OH  
Fri Aug 17 2001, 7:05 PM EDT  
Att: 29,214 - Sunny - 79 F

AB	38
R	5
H	12
RBI	5
BB	3
SO	6
LOB	19



Batter	1	2	3	4	5	6	7	8	9	AB	R	H	RBI	BB	SO	LOB	BOTTOM																												
Todd Walker, L (1, 4) OBP: 0.356, SLG: 0.475	3-2 WP 1B		1-1 L9		4-2 G3 1B BB				1-3 K DI	4	1	2	0	1	1	0																													
Adam Dunn, L (1, 9) OBP: 0.393, SLG: 0.545	3-2 F3 1-2		4-0 WP S BB		1-1 G3 1-2			0-3 K	3-3 K 1-2	4	0	0	0	1	2	4																													
Ken Griffey Jr., L (1, 8) OBP: 0.363, SLG: 0.524	2-3 K		4-2 WP BB		2-1 G4-6-3 2H 1B			3-2 G3-1		3	0	1	1	1	1	2																													
Sean Casey, L (1, 3) OBP: 0.385, SLG: 0.493	1-3 K2-3		2-1 G3		1-2 G4-6-3 1-2			1-0 G4-3		4	0	0	0	0	1	4																													
Dmitri Young, S (1, 5) OBP: 0.349, SLG: 0.479		2-1 G5-4-3 1B		0-0 2B 1B		0-0 G3		0-0 G4-3 PB 1B		4	0	3	0	0	0	0																													
Brady Clark, R (1, 7) OBP: 0.404, SLG: 0.512		1-2 G5-4-3 1-2		2-0 F9		0-3 K		2-0 G4-3 1-3		4	0	0	0	0	1	3																													
Jason LaRue, R (1, 2) OBP: 0.305, SLG: 0.422		4-2 BB		1-0 P6		2-0 2B		3-3 K		3	0	1	0	1	1	2																													
Juan Castro, R (1, 6) OBP: 0.261, SLG: 0.288		0-1 P5		2-1 2B		1-1 G6-3		0-0 F9		4	0	1	0	0	0	2																													
59 Lance Davis, R (1, 1) OBP: 0.136, SLG: 0.182			0-0 F7		3-3 K			2-1 F5		2	0	0	0	0	1	2																													
51 Scott MacRae, R (6, 1) ERA: 4.55										0	0	0	0	0	0	0																													
Wilton Guerrero, S (7, PH) OBP: 0.347, SLG: 0.375										1	0	0	0	0	0	0																													
Jose Rijo, R (8, 1) ERA:										0	0	0	0	0	0	0																													
D.T. Cromer, L (9, PH) OBP: 0.286, SLG: 0.567										1	0	0	0	0	0	0																													
<b>Inning Stats</b>	R: 0 E: 0 K: 2 S: 15	H: 1 LOB: 1 BB: 0 P: 24	R: 0 E: 0 K: 0 S: 9	H: 1 LOB: 1 BB: 1 P: 16	R: 0 E: 0 K: 0 S: 7	H: 0 LOB: 2 BB: 2 P: 18	R: 0 E: 0 K: 1 S: 8	H: 2 LOB: 0 BB: 0 P: 16	R: 1 E: 0 K: 0 S: 9	H: 1 LOB: 0 BB: 1 P: 17	R: 0 E: 0 K: 1 S: 9	H: 1 LOB: 1 BB: 0 P: 12	R: 0 E: 0 K: 1 S: 14	H: 1 LOB: 0 BB: 0 P: 20	R: 0 E: 0 K: 1 S: 7	H: 1 LOB: 1 BB: 0 P: 13	R: 0 E: 0 K: 2 S: 9	H: 0 LOB: 1 BB: 0 P: 15	1B: 6 2B: 2 3B: 0 HR: 0	SF: 0 SAC: 0 DP: 2 HBP: 0	WP: 2 PB: 2 CS: 0	PA: 38																							
<b>PITCHER</b>	IP	WLS	BF	H	R	ER	SO	BB	IBB	HBP	BLK	WP	HR	S	P	ERA	WHIP	<b>PITCHER</b>								IP	WLS	BF	H	R	ER	SO	BB	IBB	HBP	BLK	WP	HR	S	P	ERA	WHIP			
Mac Suzuki, R (1, 1) ERA: 5.28	1.0	W	28	7	1	1	4	4	0	0	0	0	0	9	13	0.00	1.000																												
Lance Painter, L (7, 1) ERA: 6.18	1.0		4	1	0	0	1	0	0	0	0	0	0	5	10	0.00	0.000																												
Chad Fox, R (8, 1) ERA: 1.95	0.2		2	0	0	0	1	0	0	0	0	0	0	5	10	0.00	0.000																												
Curt Leskanic, R (9, 1) ERA: 3.88	1.0		4	0	0	0	2	0	0	0	0	0	0	9	15	0.00	0.000																												

Milwaukee Brewers @ Cincinnati Reds  
Cinergy Field, Cincinnati, OH  
Fri Aug 17 2001, 7:05 PM EDT  
Att: 29,214 - Sunny - 79 F

AB	34
R	1
H	8
RBI	1
BB	4
SO	8
LOB	19



Batter	1	2	3	4	5	6	7	8	9	AB	R	H	RBI	BB	SO	LOB	TOP					
Devon White, S OBP: 0.342, SLG: 0.465	F8		G4-3			HR	3B 1B		G4-3	5	2	2	1	0	0	0	<b>Milwaukee Brewers @ Cincinnati Reds</b> Cinergy Field, Cincinnati, OH Sat Aug 18 2001, 7:05 PM EDT Att: 26,241 - Sunny - 79 F					
Mark Loretta, R OBP: 0.341, SLG: 0.351	G1-3		G6-3			FC3-6 1B	BB		BB 1B	4	1	2	1	1	0	0						
Jeremy Burnitz, L OBP: 0.352, SLG: 0.527			G4-3			FC3-6 1B	K		E BB	4	1	2	0	1	1	1						
Richie Sexson, R OBP: 0.316, SLG: 0.490	L8			G6-3		FC3-6 BB	L9		E9	5	0	0	0	0	0	4						
Mark Sweeney, L OBP: 0.320, SLG: 0.444																						
James Mouton, R OBP: 0.308, SLG: 0.371																						
Lance Painter, L OBP: 0.295, SLG: 0.437																						
Jose Hernández, R OBP: 0.295, SLG: 0.437																						
Luis Lopez, S OBP: 0.305, SLG: 0.305																						
Chad Fox, R OBP: 0.273, SLG: 0.400																						
Kevin Brown, R OBP: 0.500, SLG: 2.000																						
Jimmy Haynes, R OBP: 0.189, SLG: 0.196																						
Ray King, L OBP: 0.250, SLG: 0.435																						
Mike Coolbaugh, R OBP: 0.250, SLG: 0.435																						
<b>Inning Stats</b>	R: 0 E: 0 K: 0 S: 8	H: 1 LOB: 1 BB: 0 P: 15	R: 0 E: 0 K: 1 S: 15	H: 1 LOB: 2 BB: 1 P: 25	R: 0 E: 0 K: 0 S: 7	H: 0 LOB: 0 BB: 0 P: 12	R: 0 E: 0 K: 0 S: 7	H: 0 LOB: 0 BB: 0 P: 14	R: 0 E: 0 K: 0 S: 7	H: 0 LOB: 0 BB: 0 P: 9	R: 1 E: 0 K: 0 S: 11	H: 2 LOB: 3 BB: 2 P: 23	R: 2 E: 0 K: 1 S: 17	H: 3 LOB: 1 BB: 0 P: 23	R: 0 E: 0 K: 0 S: 5	H: 0 LOB: 0 BB: 0 P: 11	R: 3 E: 1 K: 1 S: 16	H: 2 LOB: 1 BB: 1 P: 29	1B: 4 2B: 1 3B: 1 HR: 3	SF: 0 SAC: 0 DP: 0 HBP: 0	WP: 0 PB: 0 SB: 0 CS: 0	PA: 41
<b>PITCHER</b>	IP WLS BF H R ER SO BB IBB HBP BLK WP HR S P ERA WHIP																					
Elmer Dessens, R ERA: 4.54	(1, 1) 6.1 L 28 6 3 3 1 3 0 0 0 0 0 2 61 105 4.26 1.421																					
Danny Graves, R ERA: 4.04	(7, 1) 0.2 3 1 0 0 1 0 0 0 0 0 0 0 11 16 0.00 1.500																					
John Riedling, R ERA: 2.67	(8, 1) 1.0 3 0 0 0 0 0 0 0 0 0 0 0 5 16 0.00 0.000																					
Jim Brower, R ERA: 3.54	(9, 1) 1.0 7 2 3 1 1 1 0 0 0 0 0 1 16 29 9.00 3.000																					

AB	37
R	6
H	9
RBI	4
BB	4
SO	3
LOB	17



Batter	1	2	3	4	5	6	7	8	9	AB	R	H	RBI	BB	SO	LOB	BOTTOM			
Todd Walker, L OBP: 0.357, SLG: 0.472	CS BB		K			L4	G6-4-3		HR 1B	4	1	1	2	1	1	4	<b>Milwaukee Brewers @ Cincinnati Reds</b> Cinergy Field, Cincinnati, OH Sat Aug 18 2001, 7:05 PM EDT Att: 26,241 - Sunny - 79 F			
Adam Dunn, L OBP: 0.402, SLG: 0.567	K		P4			BB BB			G4-6-3 HR	3	1	1	2	2	1	2				
Ken Griffey Jr., L OBP: 0.360, SLG: 0.530	F7					F7			K HR	5	1	1	1	0	1	3				
Sean Casey, L OBP: 0.385, SLG: 0.491	CS					K			G4-6-3 P2	4	0	1	0	1	1	1				
Dmitri Young, S OBP: 0.348, SLG: 0.475																				
Jim Brower, R OBP: 0.333, SLG: 0.375																				
Ruben Rivera, R OBP: 0.318, SLG: 0.429																				
Pokey Reese, R OBP: 0.291, SLG: 0.337																				
Jason LaRue, R OBP: 0.308, SLG: 0.423																				
Elmer Dessens, R ERA: 4.49	(1, 1) 6.1 W 26 5 0 0 0 1 4 0 0 0 0 0 0 55 94 0.00 1.421																			
Danny Graves, R ERA: 3.73	(7, 1) 1.1 H 5 0 0 0 1 2 0 0 0 0 0 0 10 20 0.00 1.500																			
Brady Clark, R ERA: 1.94	(7, PH) 0.1 H 1 0 0 0 1 0 0 0 0 0 0 0 3 4 0.00 0.000																			
Mike DeJean, R ERA: 2.31	(9, 1) 0.2 5 1 3 1 2 1 0 0 0 0 1 0 13 22 13.50 3.000																			
Lance Painter, L ERA: 6.75	(9, 1) 0.1 3 2 2 1 0 0 0 0 0 0 0 2 6 6 27.00 6.000																			
<b>Inning Stats</b>	R: 0 E: 0 K: 1 S: 7	H: 0 LOB: 1 BB: 1 P: 12	R: 0 E: 0 K: 0 S: 8	H: 2 LOB: 1 BB: 0 P: 13	R: 0 E: 0 K: 1 S: 10	H: 1 LOB: 1 BB: 0 P: 13	R: 0 E: 0 K: 1 S: 9	H: 0 LOB: 1 BB: 1 P: 18	R: 0 E: 0 K: 1 S: 7	H: 0 LOB: 0 BB: 0 P: 10	R: 0 E: 0 K: 0 S: 10	H: 0 LOB: 2 BB: 2 P: 22	R: 0 E: 0 K: 2 S: 10	H: 2 LOB: 1 BB: 1 P: 17	R: 3 E: 1 K: 2 S: 19	H: 3 LOB: 0 BB: 1 P: 28	1B: 5 2B: 1 3B: 0 HR: 2	SF: 0 SAC: 1 DP: 2 HBP: 0	WP: 1 PB: 0 SB: 0 CS: 1	PA: 41
<b>PITCHER</b>	IP WLS BF H R ER SO BB IBB HBP BLK WP HR S P ERA WHIP																			
Jimmy Haynes, R ERA: 4.49	(1, 1) 6.1 W 26 5 0 0 0 1 4 0 0 0 0 0 0 55 94 0.00 1.421																			
Ray King, L ERA: 3.73	(7, 1) 1.1 H 5 0 0 0 1 2 0 0 0 0 0 0 10 20 0.00 1.500																			
Chad Fox, R ERA: 1.94	(8, 1) 0.1 H 1 0 0 0 1 0 0 0 0 0 0 0 3 4 0.00 0.000																			
Mike DeJean, R ERA: 2.31	(9, 1) 0.2 5 1 3 1 2 1 0 0 0 0 1 0 13 22 13.50 3.000																			
Lance Painter, L ERA: 6.75	(9, 1) 0.1 3 2 2 1 0 0 0 0 0 0 0 2 6 6 27.00 6.000																			

AB	32
R	5
H	8
RBI	5
BB	7
SO	8
LOB	21





Batter	1	2	3	4	5	6	7	8	9	10	11	AB	R	H	RBI	BB	SO	LOB	TOP						
Fernando Vina, L OBP: 0.359, SLG: 0.410	(1,4) K		(1,1) 1B		(0,1) F7		(0,1) F9			(4,1) FC4-6 BB	(1,2) G1-3	5	0	1	0	1	1	2							
Kerry Robinson, L OBP: 0.344, SLG: 0.361	(1,7) G5-3		(3,2) 1B			(0,3) K		(1,1) F7		(1,0) FC4-6 BB		5	1	1	0	0	1	1							
J.D. Drew, L OBP: 0.419, SLG: 0.672	(1,9) G4-3		(2,3) 1B			(1,3) K		(2,2) K		(2,1) FC4-6 BB		5	2	2	1	0	2	2							
5 Albert Pujols, R OBP: 0.404, SLG: 0.618		(1,2) G6-3				(1,0) HR		(4,1) FC1-6 BB		(1,1) F8		3	1	1	1	1	0	0							
Mike Timlin, R (9,1)												0	0	0	0	0	0	0							
Bobby Bonilla, S OBP: 0.321, SLG: 0.378												1	0	0	0	0	0	1							
Andy Benes, R OBP: 0.162, SLG: 0.250												0	0	0	0	0	0	0							
15 Jim Edmonds, L OBP: 0.362, SLG: 0.500		(0,1) F9			(2,3) K			(1,1) FC1-6		(0,0) L4		5	0	1	1	0	1	1							
Mark McGwire, R OBP: 0.316, SLG: 0.498		(4,1) BB			(0,1) F7			(0,2) 1B SH3-4				4	0	1	0	1	1	2							
Edgar Renteria, R OBP: 0.317, SLG: 0.370		(1,1) F9			(1,2) G5-3			(2,1) SH3-4				3	0	0	0	0	0	3							
Eli Marrero, R OBP: 0.303, SLG: 0.435			(0,0) B1-3				(1,2) F7		(0,3) K			5	0	1	0	0	1	1							
Woody Williams, R OBP: 0.176, SLG: 0.298												2	0	0	0	0	0	0							
Miguel Cairo, R OBP: 0.247, SLG: 0.403												1	0	0	0	0	1	2							
Luther Hackman, R OBP: 0.15												0	0	0	0	0	0	0							
Mike Matthews, L OBP: 0.099, SLG: 0.097												0	0	0	0	0	0	0							
Gene Stechschulte, R OBP: 0.162, SLG: 0.167												0	0	0	0	0	0	0							
Dave Veres, R OBP: 0.099, SLG: 0.167												0	0	0	0	0	0	0							
Craig Paquette, R OBP: 0.099, SLG: 0.167												2	0	0	0	0	0	1							
Steve King, S OBP: 0.099, SLG: 0.167												0	0	0	0	0	0	0							
<b>Inning Stats</b>	R: 0 E: 0 K: 1 S: 8	H: 0 LOB: 0 BB: 0 P: 10	R: 0 E: 0 K: 0 S: 8	H: 0 LOB: 1 BB: 1 P: 14	R: 0 E: 0 K: 1 S: 11	H: 2 LOB: 2 BB: 0 P: 18	R: 1 E: 0 K: 1 S: 10	H: 1 LOB: 0 BB: 0 P: 14	R: 0 E: 0 K: 0 S: 8	H: 0 LOB: 0 BB: 0 P: 10	R: 0 E: 0 K: 2 S: 9	H: 2 LOB: 2 BB: 1 P: 19	R: 1 E: 0 K: 0 S: 9	H: 1 LOB: 0 BB: 0 P: 13	R: 0 E: 0 K: 2 S: 7	H: 0 LOB: 1 BB: 0 P: 8	R: 2 E: 1 K: 0 S: 14	H: 2 LOB: 2 BB: 1 P: 24	R: 0 E: 0 K: 0 S: 12	H: 0 LOB: 0 BB: 0 P: 15	1B: 6 2B: 0 3B: 0 HR: 2	SF: 0 SAC: 1 DP: 0 HBP: 1	WP: 0 PB: 0 SB: 0 CS: 0	PA: 46	
<b>PITCHER</b>	IP ERA WLS BF H R ER SO BB IBB HBP BLK WP HR S P ERA WHIP	Chris Reitsma, R ERA: 4.94	Scott Sullivan, R ERA: 3.63	Danny Graves, R ERA: 4.26	John Riedling, R ERA: 2.59	<b>PITCHER</b>																			

St. Louis Cardinals @ Cincinnati Reds  
Cinergy Field, Cincinnati, OH  
Mon Aug 20 2001, 7:05 PM EDT  
Att: 19,323 - Sunny - 75 F

livebaseballscores.com

AB 41  
R 4  
H 8  
RBI 3  
BB 3  
SO 8  
LOB 16



Batter	1	2	3	4	5	6	7	8	9	10	11	AB	R	H	RBI	BB	SO	LOB	BOTTOM							
Pokey Reese, R OBP: 0.290, SLG: 0.334	(1,6) K		(1,0) SH1-4		(1,1) P6		(0,1) F8		(0,1) E	(3,1) FC8-4-5-2		5	1	1	0	0	1	1								
Wilton Guerrero, S OBP: 0.351, SLG: 0.375	(1,7) L1		(1,3) K		(1,3) K		(3,2) F5		(0,0) E1			5	0	0	0	0	2	2								
Juan Castro, R OBP: 0.257, SLG: 0.284	(9, PR)								(1,3) 1B			1	0	0	0	0	0	0								
Ken Griffey Jr., L OBP: 0.371, SLG: 0.542	(1,8) F8		(4,1) 2B				(0,0) 1B					5	1	3	2	1	0	0								
Dmitri Young, S OBP: 0.345, SLG: 0.475												5	0	1	1	0	1	3								
Sean Casey, L OBP: 0.385, SLG: 0.490												4	0	1	0	0	0	2								
Ruben Rivera, R OBP: 0.325, SLG: 0.427												3	0	1	0	1	0	3								
Todd Walker, L OBP: 0.364, SLG: 0.485												5	1	4	1	0	1	2								
Jason LaRue, R OBP: 0.305, SLG: 0.419												3	0	0	0	0	0	5								
Adam Dunn, L OBP: 0.383, SLG: 0.536												1	0	0	0	0	0	2								
Kelly Stinettt, R OBP: 0.327, SLG: 0.455												1	1	1	1	0	0	0								
Chris Reitsma, R ERA: 4.94												3	1	1	0	0	1	3								
Scott Sullivan, R ERA: 3.63												0	0	0	0	0	0	0								
Danny Graves, R ERA: 4.26												1	0	0	0	0	0	0								
John Riedling, R ERA: 2.59												0	0	0	0	0	0	0								
Woody Williams, R OBP: 0.176, SLG: 0.298												0	0	0	0	0	0	0								
Luther Hackman, R OBP: 0.15												0	0	0	0	0	0	0								
Mike Matthews, L OBP: 0.099, SLG: 0.097												0	0	0	0	0	0	0								
Gene Stechschulte, R OBP: 0.162, SLG: 0.167												0	0	0	0	0	0	0								
Dave Veres, R OBP: 0.099, SLG: 0.167												0	0	0	0	0	0	0								
Craig Paquette, R OBP: 0.099, SLG: 0.167												0	0	0	0	0	0	0								
Steve King, S OBP: 0.099, SLG: 0.167												0	0	0	0	0	0	0								
<b>Inning Stats</b>	R: 0 E: 0 K: 1 S: 7	H: 0 LOB: 0 BB: 0 P: 10	R: 0 E: 0 K: 1 S: 12	H: 2 LOB: 2 BB: 0 P: 15	R: 1 E: 0 K: 1 S: 12	H: 2 LOB: 3 BB: 1 P: 24	R: 0 E: 0 K: 1 S: 14	H: 1 LOB: 0 BB: 0 P: 21	R: 0 E: 0 K: 1 S: 9	H: 1 LOB: 1 BB: 0 P: 14	R: 0 E: 0 K: 0 S: 9	H: 0 LOB: 0 BB: 0 P: 13	R: 0 E: 0 K: 0 S: 8	H: 0 LOB: 0 BB: 0 P: 11	R: 0 E: 0 K: 0 S: 11	H: 1 LOB: 2 BB: 1 P: 20	R: 1 E: 1 K: 0 S: 10	H: 2 LOB: 2 BB: 0 P: 12	R: 2 E: 1 K: 0 S: 13	H: 2 LOB: 1 BB: 0 P: 22	R: 1 E: 0 K: 0 S: 7	H: 1 LOB: 0 BB: 0 P: 12	1B: 6 2B: 5 3B: 0 HR: 3	SF: 0 SAC: 1 DP: 1 HBP: 2	WP: 0 PB: 0 SB: 0 CS: 1	PA: 48
<b>PITCHER</b>	IP ERA WLS BF H R ER SO BB IBB HBP BLK WP HR S P ERA WHIP	Woody Williams, R ERA: 4.94	Luther Hackman, R ERA: 3.63	Mike Matthews, L ERA: 3.63	Gene Stechschulte, R ERA: 3.97	Dave Veres, R ERA: 3.97	<b>PITCHER</b>																			

St. Louis Cardinals @ Cincinnati Reds  
Cinergy Field, Cincinnati, OH  
Mon Aug 20 2001, 7:05 PM EDT  
Att: 19,323 - Sunny - 75 F

livebaseballscores.com

AB 43  
R 5  
H 13  
RBI 5  
BB 2  
SO 6  
LOB 23



Batter	1	2	3	4	5	6	7	8	9	AB	R	H	RBI	BB	SO	LOB	TOP										
Fernando Vina, L (1.4) OBP: 0.360, SLG: 0.410	L3		BB 5 2B 1B	1B		G3		G4-3		5	1	2	0	0	0	0	<b>St. Louis Cardinals @ Cincinnati Reds</b> Cinergy Field, Cincinnati, OH Tue Aug 21 2001, 7:05 PM EDT Att: 19,571 - Sunny - 78 F										
Craig Paquette, R (1.7) OBP: 0.301, SLG: 0.462	HR		BB 5 2B 1B	1B		K		G6-3		5	2	2	1	0	1	1											
J.D. Drew, L (1.9) OBP: 0.422, SLG: 0.681	HR		BB 5 2B	1B				F9	F7	4	2	2	1	1	0	0											
5 Albert Pujols, R (1.5) OBP: 0.406, SLG: 0.621 Kerry Robinson, L (8.7) OBP: 0.342, SLG: 0.358	BB		15 1B 2B	F7				15 HR 1B	P6	3	2	2	3	1	0	2											
15 Jim Edmonds, L (1.8) OBP: 0.383, SLG: 0.508 Miguel Cairo, R (9.7) OBP: 0.372, SLG: 0.408	F7		HR 1B	K				HR 1B	E 1B	4	2	2	3	0	1	3											
Mark McGwire, R (1.3) OBP: 0.314, SLG: 0.504	K		HR			P4		F7	E6 FC6	5	1	1	2	0	1	2											
Edgar Renteria, R (1.6) OBP: 0.315, SLG: 0.368		G5-3	G4-3			L9		1B	F9	5	0	1	0	0	0	2											
Mike Matheny, R (1.2) OBP: 0.289, SLG: 0.300		G6-3	F9			G3-1		K	FC6	5	0	0	0	0	1	3											
Dustin Hermanson, R (1.1) OBP: 0.132, SLG: 0.118 Mike Matthews, L (7.1) OBP: 0.123, SLG: 0.313 Luther Hackman, R (9.1)	K		G6-3			P7		HR		3	0	0	0	0	1	0											
<b>Inning Stats</b>	R: 2 H: 2 E: 0 K: 1 S: 15	H: 2 LOB: 1 BB: 1 P: 25	R: 0 H: 0 E: 0 K: 1 S: 9	H: 0 LOB: 0 BB: 0 P: 12	R: 6 H: 5 E: 0 K: 0 S: 25	H: 5 LOB: 0 BB: 1 P: 36	R: 0 H: 2 E: 0 K: 1 S: 11	H: 2 LOB: 2 BB: 0 P: 14	R: 0 H: 0 E: 0 K: 0 S: 7	H: 0 LOB: 0 BB: 0 P: 7	R: 0 H: 0 E: 0 K: 1 S: 8	H: 0 LOB: 0 BB: 0 P: 9	R: 2 H: 3 E: 0 K: 1 S: 12	H: 3 LOB: 1 BB: 0 P: 23	R: 1 H: 1 E: 0 K: 0 S: 7	H: 1 LOB: 0 BB: 0 P: 10	R: 0 H: 1 E: 1 K: 0 S: 11	H: 2 LOB: 2 BB: 0 P: 18	1B: 8 2B: 1 3B: 0 HR: 5	SF: 0 SAC: 0 DP: 0 HBP: 0	WP: 0 PA: 44 PB: 0 SB: 0 CS: 0						
<b>PITCHER</b>	IP WLS BF H R ER SO BB IBB HBP BLK WP HR S P ERA WHIP																										
Jose Acevedo, R (1.1) ERA: 6.49	2.0	L 15	7 8 8 2	2 0 0 0	0 0 0 0	0 0 0 0	0 0 0 0	0 0 0 0	0 1 20 32	36.00	4.500																
51 Scott MacRae, R (3.1) ERA: 3.63	3.0	11 2 0 0 1	0 0 0 0	0 0 0 0	0 0 0 0	0 1 20 32	9.00	1.500																			
Jose Rijo, R (6.1) ERA: 4.5	2.0	9 3 2 2 2	0 0 0 0	0 0 0 0	0 0 0 0	0 1 18 28	4.50	1.000																			
Chris Nichting, R (8.1) ERA: 4.46	2.0	9 2 1 1 0	0 0 0 0	0 0 0 0	0 0 0 0	0 1 18 28	4.50	1.000																			

Batter	1	2	3	4	5	6	7	8	9	AB	R	H	RBI	BB	SO	LOB	BOTTOM							
Pokey Reese, R (1.6) OBP: 0.294, SLG: 0.343	2B		F9			E6 HR 1B	G4-3 2B		P5	5	1	3	0	0	0	0	<b>St. Louis Cardinals @ Cincinnati Reds</b> Cinergy Field, Cincinnati, OH Tue Aug 21 2001, 7:05 PM EDT Att: 19,571 - Sunny - 78 F							
Adam Dunn, L (1.7) OBP: 0.391, SLG: 0.570	L3 BB			G4-3 2B		K	G4-3		HR	4	1	2	2	1	1	2								
Ken Griffey Jr., L (1.8) OBP: 0.369, SLG: 0.550 Chris Nichting, R (8.1)	L3			F8		HR	F9		K	4	1	1	2	0	0	4								
Juan Castro, R (9.7) OBP: 0.256, SLG: 0.282	1-2					HR	F9		K	0	0	0	0	0	0	0								
Dmitri Young, S (1.5) OBP: 0.348, SLG: 0.476	F5			G4-3		1B G3 1B		WP 2B 1B		5	1	3	0	0	0	2								
Sean Casey, L (1.3) OBP: 0.381, SLG: 0.484	F7			G3		G3		K 1B	G4-3	5	0	0	0	0	1	4								
Ruben Rivera, R (1.9) OBP: 0.323, SLG: 0.424	G5-3					F9		K		4	0	1	0	0	1	1								
Todd Walker, L (1.4) OBP: 0.366, SLG: 0.488	G6-3					FC4-6 1B	G3			4	0	2	1	0	0	2								
Jason LaRue, R (1.2) OBP: 0.301, SLG: 0.413			P6			FC4-6 FC6		E5 2B G4-3	F7	4	1	0	0	0	0	2								
Jose Acevedo, R (1.1) ERA: 6.49 51 Scott MacRae, R (3.1) ERA: 3.63 Wilton Guerrero, S (5.7) SLG: 0.368 Jose Rijo, R (6.1) Brady Clark, R (7.7) OBP: 0.356, SLG: 0.522	G6-3					FC6		F9		0	0	0	0	0	0	0								
<b>Inning Stats</b>	R: 0 H: 1 E: 0 K: 0 S: 8	H: 1 LOB: 1 BB: 1 P: 18	R: 0 H: 0 E: 0 K: 0 S: 13	H: 0 LOB: 0 BB: 0 P: 20	R: 0 H: 0 E: 0 K: 0 S: 9	H: 0 LOB: 0 BB: 0 P: 11	R: 0 H: 1 E: 0 K: 0 S: 9	H: 1 LOB: 1 BB: 0 P: 13	R: 0 H: 1 E: 0 K: 1 S: 15	H: 1 LOB: 1 BB: 0 P: 19	R: 1 H: 1 E: 1 K: 0 S: 13	H: 1 LOB: 1 BB: 0 P: 24	R: 1 H: 2 E: 0 K: 2 S: 15	H: 2 LOB: 1 BB: 0 P: 23	R: 2 H: 3 E: 0 K: 1 S: 13	H: 3 LOB: 1 BB: 0 P: 19	1B: 6 2B: 5 3B: 0 HR: 3	SF: 0 SAC: 0 DP: 1 HBP: 0	WP: 1 PA: 41 PB: 0 SB: 0 CS: 0					
<b>PITCHER</b>	IP WLS BF H R ER SO BB IBB HBP BLK WP HR S P ERA WHIP																							
Dustin Hermanson, R (1.1) ERA: 4.35	1.1	6 2 1 1 2	0 0 0 0	0 0 0 0	0 0 0 0	0 2 13 19	18.00	3.000																
Mike Matthews, L (7.1) ERA: 3.69	1.1	6 2 1 1 2	0 0 0 0	0 0 0 0	0 0 0 0	0 2 13 19	18.00	3.000																
Luther Hackman, R (9.1) ERA: 4.76	1.0	6 3 2 2 1	0 0 0 0	0 0 0 0	0 0 0 0	0 2 13 19	18.00	3.000																




Batter	1	2	3	4	5	6	7	8	9	AB	R	H	RBI	BB	SO	LOB	TOP											
<b>Fernando Vina, L</b> OBP: 0.359, SLG: 0.408 (1, 4)	E4 SH5-3 5 G6-3 BB		F7			G4-3		1B 1B		4	1	1	0	0	0	1	<b>St. Louis Cardinals @ Cincinnati Reds</b> Cinergy Field, Cincinnati, OH Wed Aug 22 2001, 7:05 PM EDT Att: 19,334 - Cloudy - 81 F											
<b>Craig Paquette, R</b> OBP: 0.306, SLG: 0.465 (1, 7) (8, 5)	5 G6-3 SH5-3 BB		G5-4-3			1B		1B		3	0	2	0	1	0	1												
<b>J.D. Drew, L</b> OBP: 0.418, SLG: 0.673 (1, 9)	SH5-3			F9		F8		K		3	0	0	0	0	1	3												
<b>5 Albert Pujols, R</b> OBP: 0.405, SLG: 0.617 <b>Gene Stechschulte, R</b> OBP: 0.750, SLG: 1.667 (8, 1)	G6-3			F8			BB BB	L9		3	0	0	1	1	0	3												
<b>15 Jim Edmonds, L</b> OBP: 0.379, SLG: 0.503 (1, 8)	K			G4-3			F7		G4-3	4	0	0	0	0	1	2												
<b>Mark McWire, R</b> OBP: 0.305, SLG: 0.496 (1, 3)		F7			F8		F8		K	4	0	0	0	0	1	1												
<b>Edgar Renteria, R</b> OBP: 0.320, SLG: 0.373 (1, 6)		G6-4-3 1B			F8		BB		2B	3	0	2	0	1	0	0												
<b>Mike Matheny, R</b> OBP: 0.287, SLG: 0.298 <b>Bobby Bonilla, S</b> OBP: 0.320, SLG: 0.376 <b>Eli Marrero, R</b> OBP: 0.301, SLG: 0.432 (7, PH) (7, 2)	G6-4-3				K		F9		G3-1	2	0	0	0	0	1	1												
<b>Darryl Kile, R</b> OBP: 0.175, SLG: 0.203 <b>Kerry Robinson, L</b> OBP: 0.340, SLG: 0.356 (8, PH) (8, 7)			G5-4-3 BB			L8			G3	1	0	0	0	1	0	0												
<b>Inning Stats</b>	R: 1 E: 1 K: 1 S: 9	H: 0 LOB: 1 BB: 1 P: 17	R: 0 E: 0 K: 0 S: 9	H: 1 LOB: 0 BB: 0 P: 13	R: 0 E: 0 K: 0 S: 8	H: 0 LOB: 0 BB: 1 P: 14	R: 0 E: 0 K: 0 S: 6	H: 0 LOB: 0 BB: 0 P: 11	R: 0 E: 0 K: 0 S: 5	H: 1 LOB: 1 BB: 0 P: 9	R: 0 E: 0 K: 0 S: 10	H: 1 LOB: 1 BB: 0 P: 15	R: 0 E: 0 K: 1 S: 11	H: 2 LOB: 2 BB: 0 P: 15	R: 0 E: 0 K: 1 S: 10	H: 1 LOB: 1 BB: 0 P: 13		1B: 4 2B: 1 3B: 0 HR: 0	SF: 0 SAC: 1 DP: 2 HBP: 0	WP: 0 PB: 0 SB: 0 CS: 0	PA: 35							
<b>PITCHER</b>	IP	WLS	BF	H	R	ER	SO	BB	IBB	HBP	BLK	WP	HR	S	P	ERA		WHIP										
<b>59 Lance Davis, L</b> ERA: 4.62 <b>Scott Sullivan, R</b> ERA: 3.52 <b>Danny Graves, R</b> ERA: 4.15	(1, 1) (8, 1) (8, 1)	7.0 0.1 1.2	W H S	26 3 6	2 2 1	0 0 0	2 0 2	4 0 0	0 0 0	0 0 0	0 0 0	0 0 0	0 0 0	55 7 14	101 9 19	0.00 0.00 0.00		0.857 6.000 0.600										

Batter	1	2	3	4	5	6	7	8	9	AB	R	H	RBI	BB	SO	LOB	BOTTOM											
<b>Pokey Reese, R</b> OBP: 0.296, SLG: 0.346 (1, 6)	F8	FC4-6 BB		F9			2B			3	0	1	0	1	0	0	<b>St. Louis Cardinals @ Cincinnati Reds</b> Cinergy Field, Cincinnati, OH Wed Aug 22 2001, 7:05 PM EDT Att: 19,334 - Cloudy - 81 F											
<b>Adam Dunn, L</b> OBP: 0.380, SLG: 0.551 <b>Scott Sullivan, R</b> OBP: 0.250, SLG: 1.000 (8, 1)	K	FC4-6 1B			F7		K			4	0	0	1	0	2	3												
<b>Danny Graves, R</b> OBP: 0.250, SLG: 1.000 (8, 1)										0	0	0	0	0	0	0												
<b>Ken Griffey Jr., L</b> OBP: 0.375, SLG: 0.556 (1, 8)	1B BB	1B					F7			3	0	2	1	1	0	1												
<b>Sean Casey, L</b> OBP: 0.380, SLG: 0.482 (1, 3)	1B	G4-3			P7			G4-3		4	0	1	0	0	0	3												
<b>Ruben Rivera, R</b> OBP: 0.318, SLG: 0.416 (1, 9)	K		P3		G5-3			F3		4	0	0	0	0	1	3												
<b>Todd Walker, L</b> OBP: 0.265, SLG: 0.486 (1, 4)		P7	G3-1			G1-3		WP 1B		4	0	1	0	0	0	0												
<b>Jason LaRue, R</b> OBP: 0.301, SLG: 0.411 (1, 2)		1B 59 1B 1B	G4-3			P6		K		4	1	1	0	0	1	1												
<b>Juan Castro, R</b> OBP: 0.257, SLG: 0.283 (1, 5)		BB 59 1B 1B			G6-3		G5-3			3	1	1	0	0	0	0												
<b>59 Lance Davis, R</b> OBP: 0.167, SLG: 0.208 <b>Brady Clark, R</b> OBP: 0.393, SLG: 0.516 (7, PH) (8, 7)		FC4-6 BB 1B					G5-3			2	1	1	1	0	0	0												
<b>Inning Stats</b>	R: 0 E: 0 K: 2 S: 10	H: 1 LOB: 2 BB: 1 P: 19	R: 3 E: 0 K: 0 S: 17	H: 4 LOB: 2 BB: 1 P: 25	R: 0 E: 0 K: 0 S: 10	H: 0 LOB: 0 BB: 0 P: 18	R: 0 E: 0 K: 0 S: 6	H: 0 LOB: 0 BB: 0 P: 8	R: 0 E: 0 K: 0 S: 8	H: 1 LOB: 1 BB: 0 P: 13	R: 0 E: 0 K: 0 S: 6	H: 0 LOB: 0 BB: 0 P: 7	R: 0 E: 0 K: 1 S: 8	H: 1 LOB: 1 BB: 0 P: 14	R: 0 E: 0 K: 1 S: 8	H: 1 LOB: 1 BB: 0 P: 14		1B: 6 2B: 2 3B: 0 HR: 0	SF: 0 SAC: 0 DP: 0 HBP: 0	WP: 1 PB: 0 SB: 0 CS: 0	PA: 34							
<b>PITCHER</b>	IP	WLS	BF	H	R	ER	SO	BB	IBB	HBP	BLK	WP	HR	S	P	ERA		WHIP										
<b>Darryl Kile, R</b> ERA: 2.8 <b>Gene Stechschulte, R</b> ERA: 3.9	(1, 1) (8, 1)	7.0 1.0	L 4	30 1	3 0	3 0	3 1	2 0	0 0	0 0	0 0	0 1	0 0	65 8	104 14	0.00 0.00		1.286 1.000										


livebaseballscorecards.com

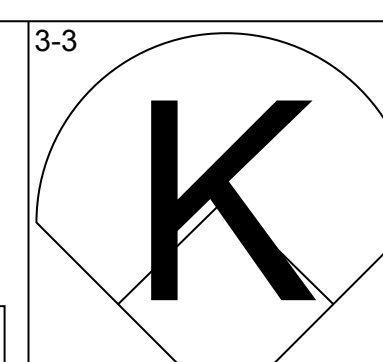
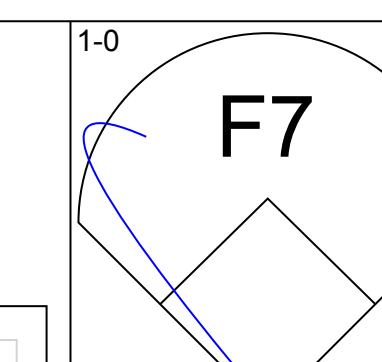
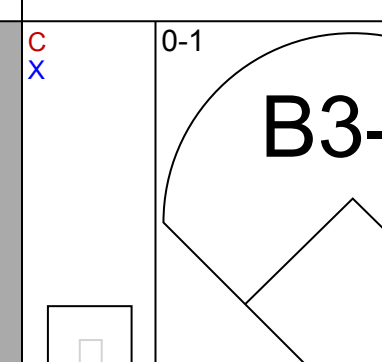
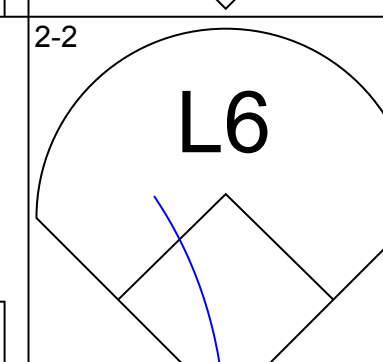
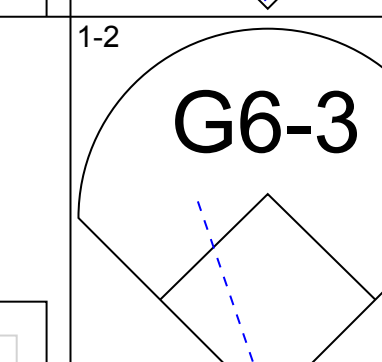
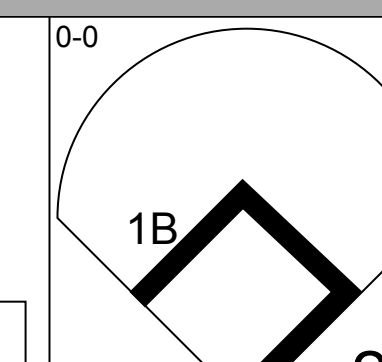
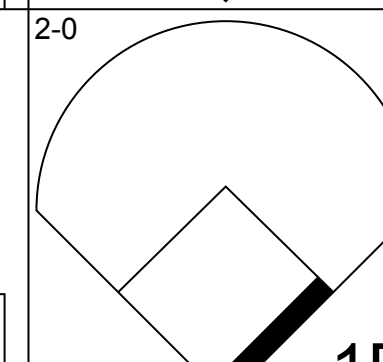
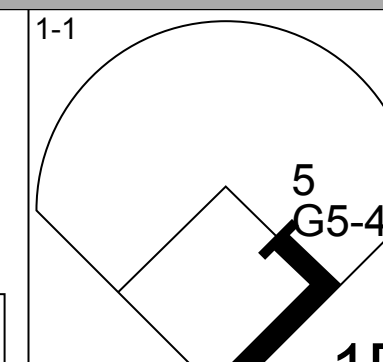
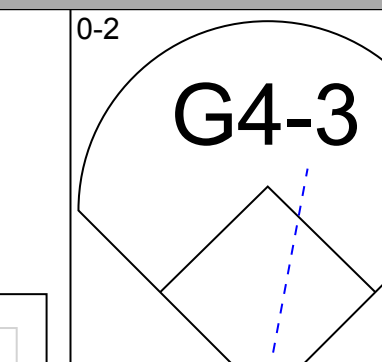
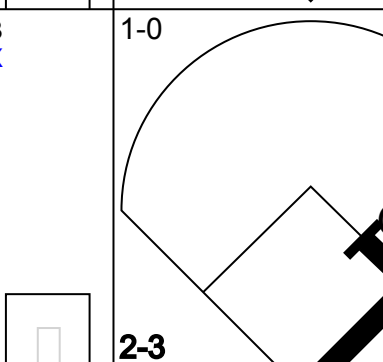
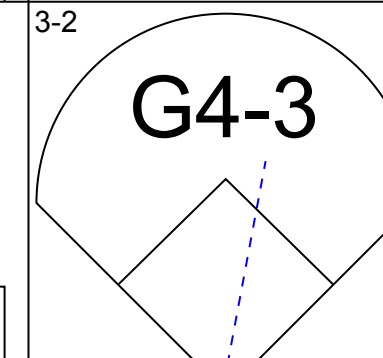
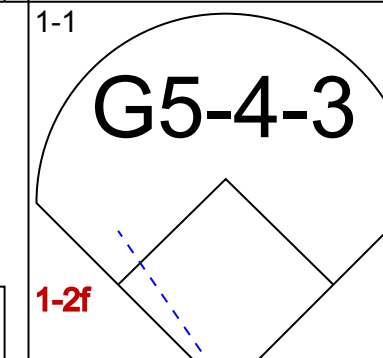
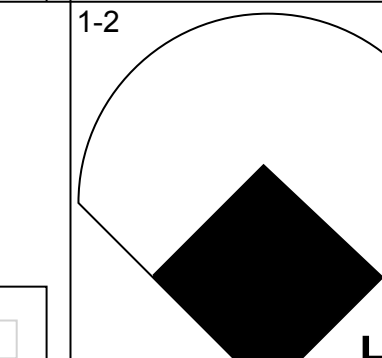
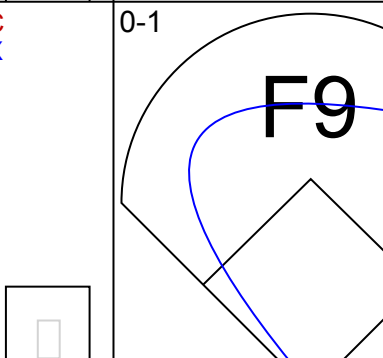
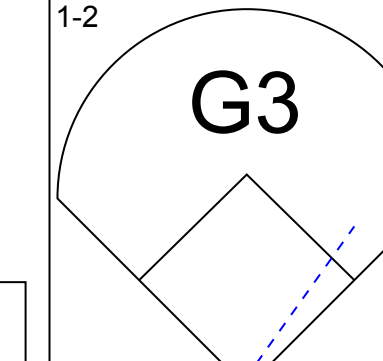
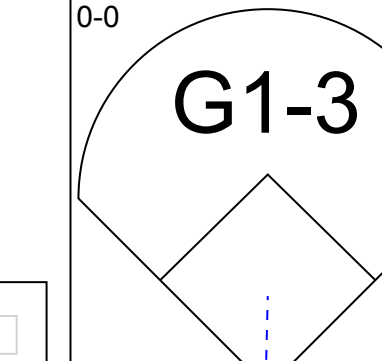
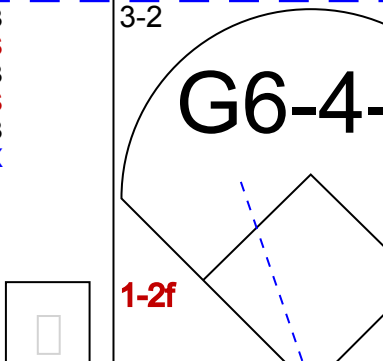
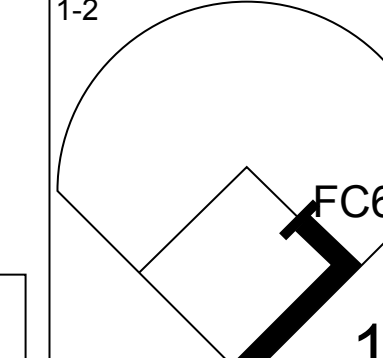
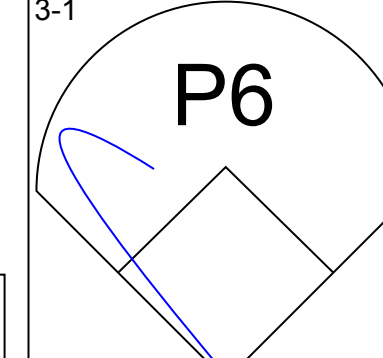
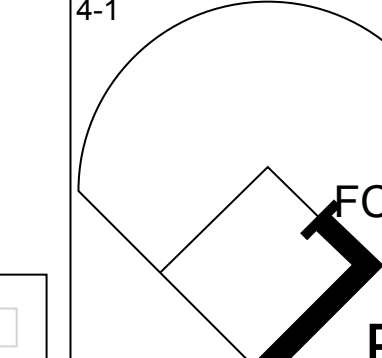

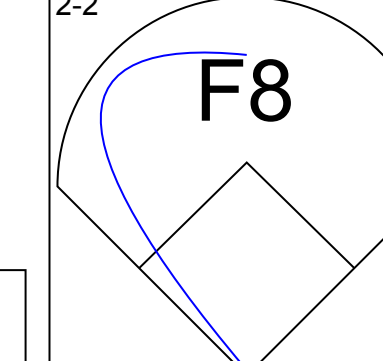
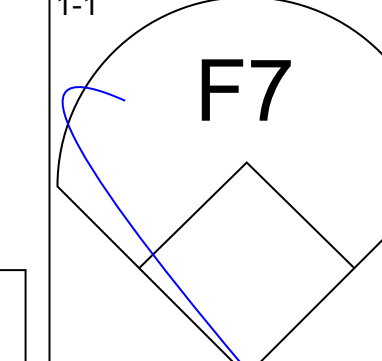
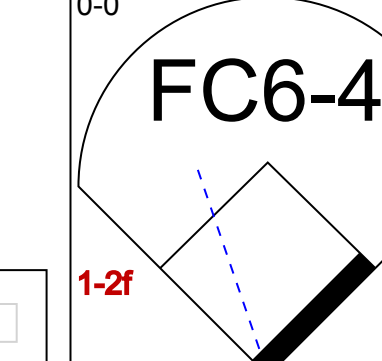
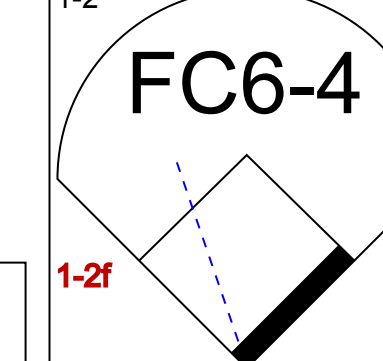
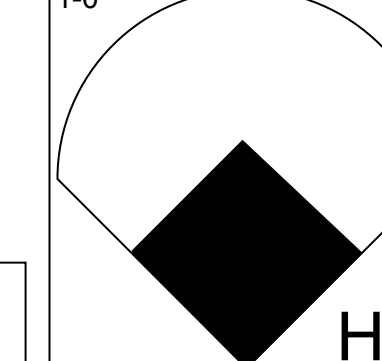

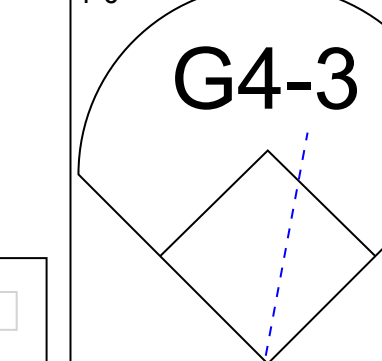
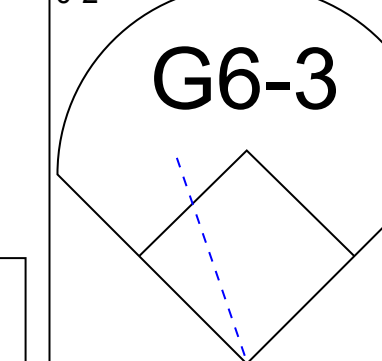

**AB 30**  
**R 1**  
**H 5**  
**RBI 1**  
**BB 4**  
**SO 4**  
**LOB 15**



livebaseballscorecards.com

**AB 32**  
**R 3**  
**H 8**  
**RBI 3**  
**BB 2**  
**SO 4**  
**LOB 11**

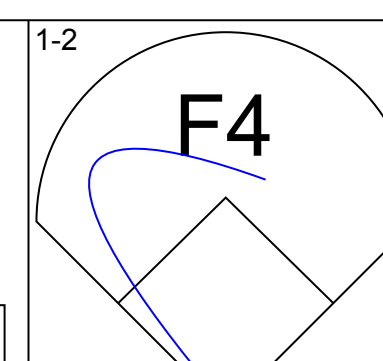
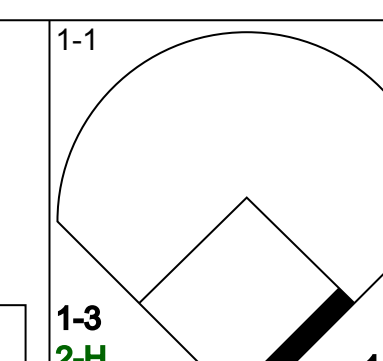
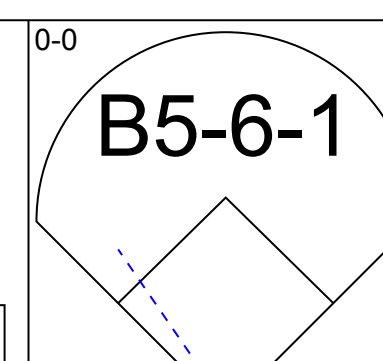
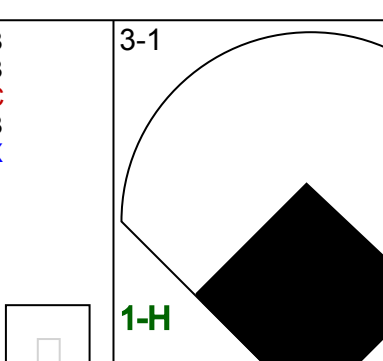
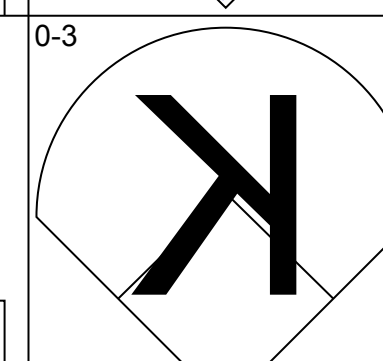
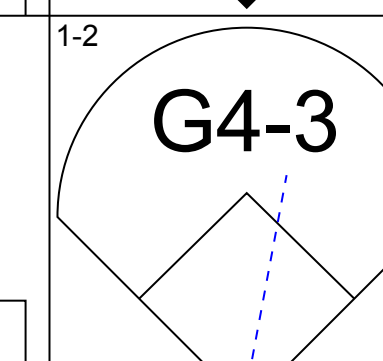
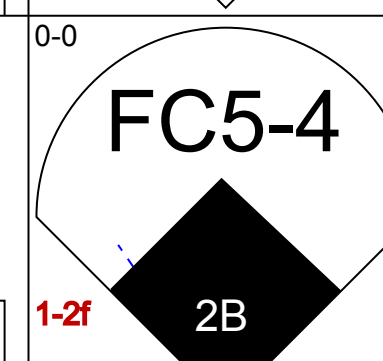
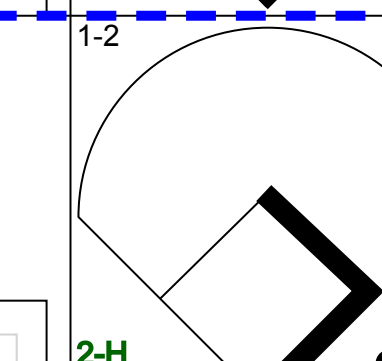
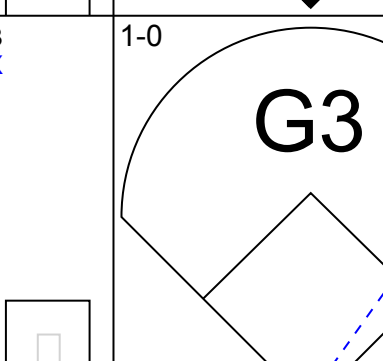
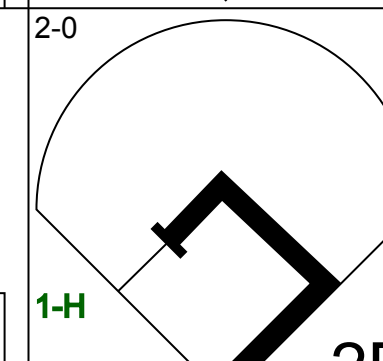
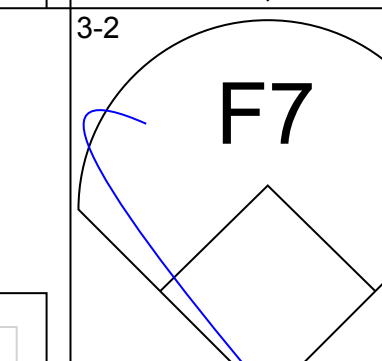
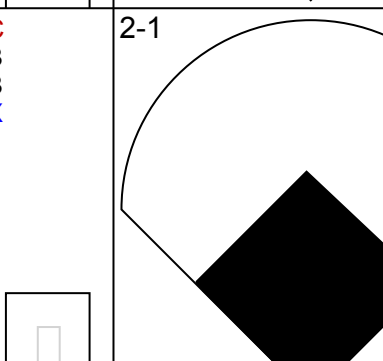


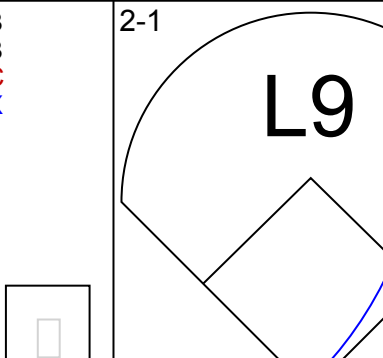
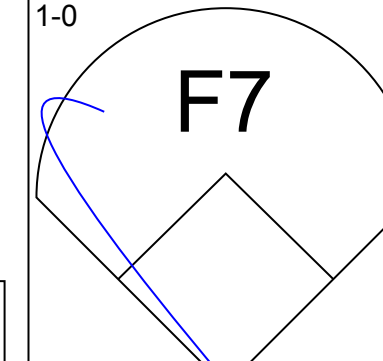
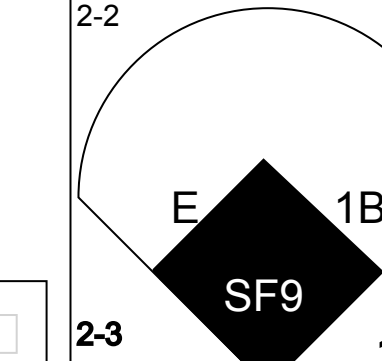


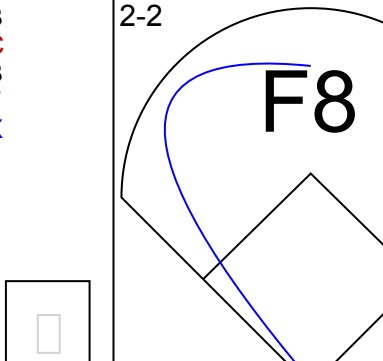

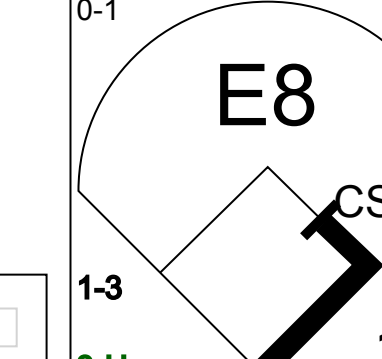
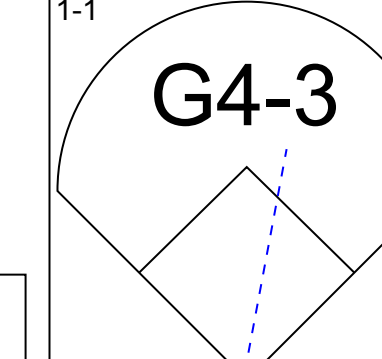


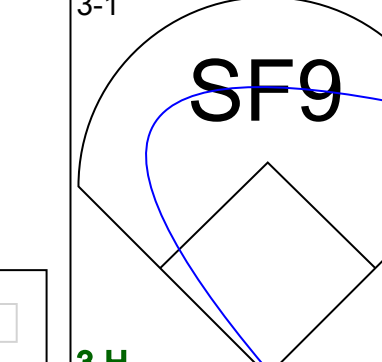

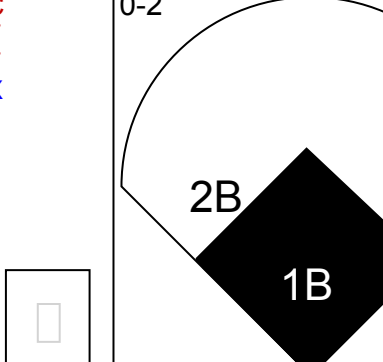
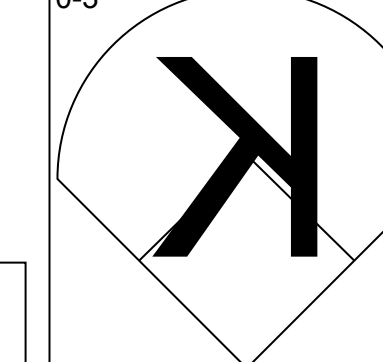
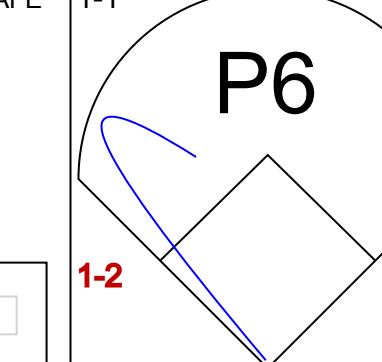


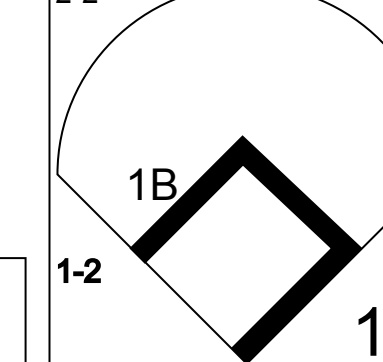

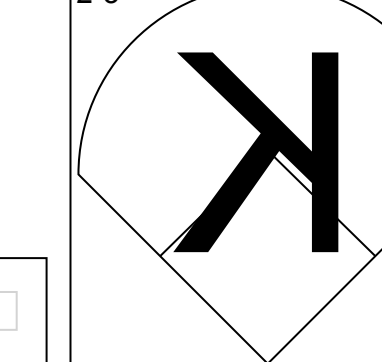
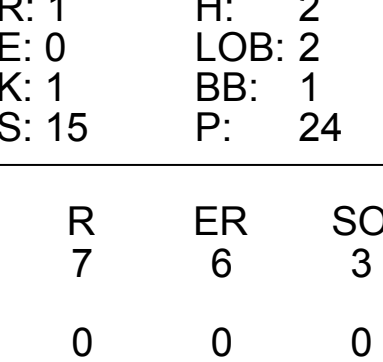
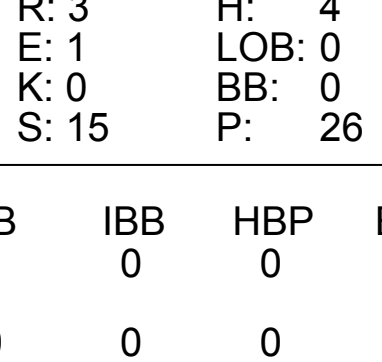
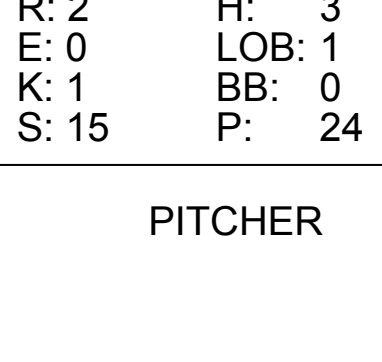
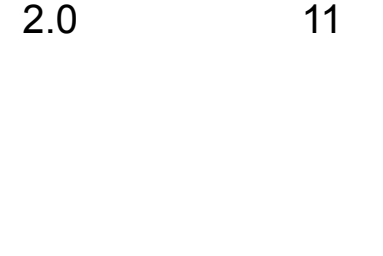



Batter	1	2	3	4	5	6	7	8	9	AB	R	H	RBI	BB	SO	LOB	TOP											
Fernando Vina, L OBP: 0.358, SLG: 0.407 Andy Benes, R OBP: 0.182, SLG: 0.250										4	0	1	0	0	1	0												
Placido Polanco, R OBP: 0.357, SLG: 0.406										4	0	1	0	0	0	1												
J.D. Drew, L OBP: 0.422, SLG: 0.674										4	0	3	0	0	0	0												
5 Albert Pujols, R OBP: 0.404, SLG: 0.620										4	1	1	1	0	0	4												
15 Jim Edmonds, L OBP: 0.379, SLG: 0.500 Mike Matthews, L OBP: 0.125, SLG: 0.313 Craig Raquette, R OBP: 0.307, SLG: 0.463										2	0	0	0	1	0	0												
Bobby Bonilla, S OBP: 0.324, SLG: 0.375										3	0	1	0	1	0	1												
Miguel Cairo, R OBP: 0.368, SLG: 0.403										4	0	1	0	0	0	2												
Eli Marrero, R OBP: 0.300, SLG: 0.447										4	1	1	1	0	1	2												
Bud Smith, L OBP: 0.200, SLG: 0.200 Kerry Robinson, L OBP: 0.335, SLG: 0.351										2	0	0	0	0	0	0												
<b>Inning Stats</b>	R: 0 E: 0 K: 1 S: 12	H: 1 LOB: 1 BB: 0 P: 22	R: 0 E: 0 K: 0 S: 12	H: 1 LOB: 1 BB: 0 P: 17	R: 0 E: 0 K: 0 S: 5	H: 0 LOB: 0 BB: 0 P: 8	R: 0 E: 0 K: 0 S: 9	H: 1 LOB: 1 BB: 0 P: 18	R: 1 E: 0 K: 0 S: 8	H: 2 LOB: 1 BB: 0 P: 12	R: 0 E: 0 K: 2 S: 10	H: 0 LOB: 0 BB: 0 P: 13	R: 0 E: 0 K: 0 S: 7	H: 2 LOB: 1 BB: 0 P: 11	R: 0 E: 0 K: 0 S: 7	H: 1 LOB: 1 BB: 0 P: 11	1B: 6 2B: 1 3B: 0 HR: 2	SF: 0 SAC: 0 DP: 2 HBP: 0	WP: 0 PB: 0 SB: 1 CS: 0	PA: 36								
<b>PITCHER</b>	IP	WLS	BF	H	R	ER	SO	BB	IBB	HBP	BLK	WP	HR	S	P	ERA	WHIP											
Elmer Dessens, R ERA: 4.48	(1, 1)	6.0	W	25	6	2	2	1	2	0	0	0	0	2	56	92	3.00	1.333										
John Riedling, R ERA: 2.48	(7, 1)	1.1		6	2	0	0	2	0	0	0	0	0	0	13	18	0.00	1.500										
Scott Sullivan, R ERA: 3.59	(8, 1)	0.2		1	0	0	0	0	0	0	0	0	0	0	3	6	0.00	0.000										
51 Scott MacRae, R ERA: 3.44	(9, 1)	1.0		4	1	0	0	0	0	0	0	0	0	7	11	0.00	1.000											

St. Louis Cardinals @ Cincinnati Reds  
Cinergy Field, Cincinnati, OH  
Thu Aug 23 2001, 12:35 PM EDT  
Att: 23,887 - Cloudy - 72 F

AB 34  
R 2  
H 9  
RBI 2  
BB 2  
SO 3  
LOB 13



Batter	1	2	3	4	5	6	7	8	9	AB	R	H	RBI	BB	SO	LOB	BOTTOM											
Pokey Reese, R OBP: 0.299, SLG: 0.360										5	2	3	4	0	0	1												
Adam Dunn, L OBP: 0.377, SLG: 0.549 John Riedling, R OBP: 0.307, SLG: 0.459										4	1	1	1	0	1	3												
Scott Sullivan, R ERA: 3.59										0	0	0	0	0	0	0												
D.T. Cromer, L OBP: 0.275, SLG: 0.500										1	0	0	0	0	0	0												
Ken Griffey Jr., L OBP: 0.363, SLG: 0.582 Wilton Guerrero, S OBP: 0.345, SLG: 0.368										5	2	4	2	0	0	1												
Sean Casey, L OBP: 0.380, SLG: 0.483 51 Scott MacRae, R ERA: 3.44										5	1	2	1	0	0	0												
Ruben Rivera, R OBP: 0.315, SLG: 0.411										5	1	1	0	0	0	2												
Todd Walker, L OBP: 0.364, SLG: 0.483										4	0	1	1	0	0	0												
Kelly Stinnett, R OBP: 0.335, SLG: 0.461										2	3	2	1	1	0	0												
Juan Castro, R OBP: 0.258, SLG: 0.289										3	1	1	0	0	1	2												
Elmer Dessens, R OBP: 0.188, SLG: 0.133 Brady Clark, R OBP: 0.394, SLG: 0.516										2	0	2	0	0	0	0												
<b>Inning Stats</b>	R: 0 E: 0 K: 1 S: 11	H: 2 LOB: 2 BB: 0 P: 14	R: 1 E: 0 K: 1 S: 15	H: 2 LOB: 2 BB: 1 P: 24	R: 3 E: 1 K: 0 S: 15	H: 4 LOB: 0 BB: 0 P: 26	R: 1 E: 0 K: 0 S: 4	H: 2 LOB: 1 BB: 0 P: 7	R: 0 E: 0 K: 1 S: 6	H: 0 LOB: 0 BB: 0 P: 10	R: 2 E: 0 K: 1 S: 15	H: 3 LOB: 1 BB: 0 P: 24	R: 0 E: 0 K: 0 S: 11	H: 0 LOB: 0 BB: 0 P: 15	R: 5 E: 0 K: 0 S: 17	H: 5 LOB: 0 BB: 0 P: 29	1B: 10 2B: 6 3B: 0 HR: 2	SF: 1 SAC: 1 DP: 0 HBP: 0	WP: 0 PB: 0 SB: 0 CS: 1	PA: 41								
<b>PITCHER</b>	IP	WLS	BF	H	R	ER	SO	BB	IBB	HBP	BLK	WP	HR	S	P	ERA	WHIP											
Bud Smith, L ERA: 3.77	(1, 1)	5.2	L	28	12	7	6	3	1	0	0	0	0	2	28	44	22.50	2.500										
Mike Matthews, L ERA: 3.07	(6, 1)	0.1		2	1	0	0	0	0	0	0	0	0	7	11	0.00	3.000											
Andy Benes, R ERA: 7.36	(7, 1)	2.0		11	5	5	5	0	0	0	0	0	2	28	44	22.50	2.500											

St. Louis Cardinals @ Cincinnati Reds  
Cinergy Field, Cincinnati, OH  
Thu Aug 23 2001, 12:35 PM EDT  
Att: 23,887 - Cloudy - 72 F

AB 38  
R 12  
H 18  
RBI 12  
BB 1  
SO 3  
LOB 10





Batter	1	2	3	4	5	6	7	8	9	AB	R	H	RBI	BB	SO	LOB	TOP											
<b>Pokey Reese, R</b> OBP: 0.298, SLG: 0.358 (1, 6)	F9		1B	F8			G6-3		K	5	1	1	0	0	1	1	<b>Cincinnati Reds @ Montreal Expos</b> Olympic Stadium, Montreal, QB Fri Aug 24 2001, 7:05 PM EDT Att. 5,191 - Dome - 72 F											
<b>Adam Dunn, L</b> OBP: 0.364, SLG: 0.528 (1, 9)	G3		F7				K		K	5	0	0	0	0	2	1												
<b>Ken Griffey Jr., L</b> OBP: 0.384, SLG: 0.581 (1, 8)	G6-3		BB 1B				K		1B 1B	4	1	2	0	0	1	0												
<b>Sean Casey, L</b> OBP: 0.383, SLG: 0.491 (1, 3)		HR	1B				G4-3		1B	3	1	2	1	1	0	0												
<b>Todd Walker, L</b> OBP: 0.363, SLG: 0.481 (1, 4)	F7		1B				K		K	4	0	1	2	0	2	2												
<b>Wilton Guerrero, S</b> OBP: 0.323, SLG: 0.344 (1, 7)	G6-3		L7				K		G3	4	0	0	0	0	1	2												
<b>Juan Castro, R</b> OBP: 0.258, SLG: 0.288 (1, 5)	K						G3-1		2B 1B	4	0	1	0	0	2	0												
<b>Jason LaRue, R</b> OBP: 0.303, SLG: 0.425 (1, 2)			HR				K		K	4	1	2	1	0	2	0												
<b>Dennys Reyes, R</b> OBP: 0.167, SLG: 0.167 (1, 1)			K						G4-3	3	0	1	0	0	2	2												
<b>Jim Brower, R</b> OBP: 0.333, SLG: 0.375 (6, 1)										0	0	0	0	0	0	0												
<b>D.T. Cromer, L</b> OBP: 0.288, SLG: 0.486 (9, PH)										1	0	0	0	0	0	0												
<b>Inning Stats</b>	R: 0 E: 0 K: 0 S: 8	H: 0 LOB: 0 BB: 0 P: 15	R: 1 E: 0 K: 1 S: 11	H: 1 LOB: 0 BB: 0 P: 15	R: 3 E: 0 K: 1 S: 15	H: 4 LOB: 2 BB: 1 P: 22	R: 0 E: 0 K: 1 S: 9	H: 1 LOB: 1 BB: 0 P: 16	R: 0 E: 0 K: 2 S: 11	H: 0 LOB: 0 BB: 0 P: 18	R: 0 E: 0 K: 3 S: 17	H: 2 LOB: 2 BB: 0 P: 25	R: 0 E: 0 K: 2 S: 14	H: 2 LOB: 2 BB: 0 P: 18	R: 0 E: 0 K: 2 S: 10	H: 0 LOB: 0 BB: 0 P: 13	R: 0 E: 0 K: 1 S: 7	H: 0 LOB: 0 BB: 0 P: 13	1B: 7 2B: 1 3B: 0 HR: 2	SF: 0 SAC: 0 DP: 0 HBP: 0	WP: 0 PB: 0 SB: 0 CS: 0	PA: 38						
<b>PITCHER</b>	IP	WLS	BF	H	R	ER	SO	BB	IBB	HBP	BLK	WP	HR	S	P	ERA	WHIP											
<b>Tony Armas, R</b> ERA: 3.82	(1, 1)	6.0		27	8	4	4	8	1	0	0	0	0	2	71	111	6.00	1.500										
<b>Scott Stewart, L</b> ERA: 3.79	(7, 1)	1.0	W	5	2	0	0	2	0	0	0	0	0	0	14	18	0.00	2.000										
<b>Scott Strickland, R</b> ERA: 3.39	(8, 1)	2.0	S	6	0	0	0	3	0	0	0	0	0	0	17	26	0.00	0.000										

AB	37
R	4
H	10
RBI	4
BB	1
SO	13
LOB	8



Batter	1	2	3	4	5	6	7	8	9	AB	R	H	RBI	BB	SO	LOB	BOTTOM											
<b>Tim Raines, S</b> OBP: 0.417, SLG: 0.333 (1, 7)	K		FC6-4				PB G1-3 1B			3	1	2	0	1	1	0	<b>Cincinnati Reds @ Montreal Expos</b> Olympic Stadium, Montreal, QB Fri Aug 24 2001, 7:05 PM EDT Att. 5,191 - Dome - 72 F											
<b>Jose Vidro, S</b> OBP: 0.379, SLG: 0.513 (1, 4)	E1		FC6-4				G1-3			4	2	0	0	0	0	3												
<b>Vladimir Guerrero, R</b> OBP: 0.386, SLG: 0.664 (1, 9)	CS BB		HR				K		PB E IBB	2	2	1	2	2	1	0												
<b>Orlando Cabrera, R</b> OBP: 0.308, SLG: 0.383 (1, 6)	FC		G1-3				2B FC5		E5	3	1	1	1	1	0	1												
<b>Mark Smith, R</b> OBP: 0.329, SLG: 0.401 (1, 8)	G3		F9				FC5		F9	4	0	1	0	0	0	2												
<b>Geoff Blum, S</b> OBP: 0.320, SLG: 0.362 (7, 5)	G4-3						FC5		CS 1B	3	0	1	0	1	1	0												
<b>Michael Barrett, R</b> OBP: 0.288, SLG: 0.355 (1, 2)	K		G6-3				FC5		G6-3	4	0	0	1	0	1	3												
<b>Mike Mordecai, R</b> OBP: 0.335, SLG: 0.404 (1, 5)							G4-6-3			3	0	2	0	0	0	2												
<b>Peter Bergeron, L</b> OBP: 0.304, SLG: 0.328 (8, 8)			1B				G4-6-3		S HBP	0	0	0	0	0	0	0												
<b>Tony Armas, R</b> OBP: 0.159, SLG: 0.182 (1, 1)									F5	2	0	0	0	0	2	2												
<b>Lee Stevens, L</b> OBP: 0.330, SLG: 0.430 (7, 3)									K	2	0	0	0	0	1	1												
<b>Inning Stats</b>	R: 1 E: 1 K: 1 S: 10	H: 0 LOB: 1 BB: 1 P: 17	R: 0 E: 0 K: 2 S: 11	H: 1 LOB: 0 BB: 0 P: 15	R: 2 E: 0 K: 0 S: 7	H: 1 LOB: 0 BB: 1 P: 14	R: 0 E: 0 K: 2 S: 12	H: 1 LOB: 1 BB: 0 P: 17	R: 0 E: 0 K: 1 S: 6	H: 0 LOB: 0 BB: 0 P: 11	R: 1 E: 0 K: 0 S: 6	H: 1 LOB: 1 BB: 2 P: 16	R: 2 E: 1 K: 0 S: 13	H: 2 LOB: 1 BB: 1 P: 25	R: 0 E: 0 K: 1 S: 7	H: 1 LOB: 1 BB: 0 P: 12	R: 0 E: 0 K: 1 S: 7	H: 1 LOB: 1 BB: 0 P: 12	1B: 6 2B: 1 3B: 0 HR: 1	SF: 0 SAC: 0 DP: 2 HBP: 1	WP: 1 PB: 2 SB: 1 CS: 3	PA: 36						
<b>PITCHER</b>	IP	WLS	BF	H	R	ER	SO	BB	IBB	HBP	BLK	WP	HR	S	P	ERA	WHIP											
<b>Dennys Reyes, L</b> ERA: 5.19	(1, 1)	5.0		24	5	4	3	7	4	0	0	0	0	1	48	84	5.40	1.800										
<b>Jim Brower, R</b> ERA: 3.39	(6, 1)	3.0	L	12	3	2	0	1	0	1	1	0	0	0	24	43	0.00	1.000										

AB	30
R	6
H	8
RBI	4
BB	5
SO	7
LOB	14







Batter	1	2	3	4	5	6	7	8	9	AB	R	H	RBI	BB	SO	LOB	TOP					
Todd Walker, L (1,4) OBP: 0.357, SLG: 0.474	0-0 1B	3-2 G4-3		1-2 G6-3			1-2 F8			4	1	1	1	0	0	1	<b>Cincinnati Reds @ Houston Astros</b> Enron Field, Houston, TX Tue Aug 28 2001, 8:05 PM EDT Att: 31,796 - Dome - 72 F					
Adam Dunn, L (1,7) OBP: 0.386, SLG: 0.586	1-3 K	2-3 3-H 4-2 BB			1-2 F2		2-3 K2-3			3	0	0	0	1	2	1						
Ken Griffey Jr., L (1,8) OBP: 0.379, SLG: 0.577	1-2 2-H 1B	1-0 F8			2-1 P6			1-3 K		4	0	1	1	0	1	2						
Sean Casey, L (1,3) OBP: 0.384, SLG: 0.492	2-3 K				0-0 1B			0-2 F8		4	0	1	0	0	2	1						
Dmitri Young, S (1,5) OBP: 0.351, SLG: 0.492	0-1 1B					0-2 HR		1-3 K		4	2	3	2	0	1	0						
Robin Jennings, L (1,9) OBP: 0.284, SLG: 0.375	0-1 F9					1-0 HR			0-0 G4-3	3	0	0	0	0	0	2						
Brady Clark, R (9, PH) OBP: 0.381, SLG: 0.495										1	0	0	0	0	0	0						
Juan Castro, R (1,6) OBP: 0.252, SLG: 0.304										3	1	1	0	0	0	0						
Jim Brower, R (6, 1) OBP: 0.333, SLG: 0.375										0	0	0	0	0	0	0						
Scott Sullivan, R (8, 1) OBP: 0.327, SLG: 0.420										0	0	0	0	0	0	0						
Ruben Rivera, R (9, PH) OBP: 0.327, SLG: 0.420										0	0	0	0	0	0	0						
Jason LaRue, R (1,2) OBP: 0.302, SLG: 0.419										4	0	1	0	0	1	1						
59 Lance Davis, R (1,1) OBP: 0.160, SLG: 0.200										1	0	0	0	0	1	0						
Pokey Reese, R (6, 6) OBP: 0.297, SLG: 0.356										2	0	0	0	0	0	1						
<b>Inning Stats</b>	R: 1 E: 0 K: 2 S: 16	H: 3 LOB: 2 BB: 0 P: 20	R: 1 E: 0 K: 0 S: 10	H: 2 LOB: 2 BB: 1 P: 20	R: 1 E: 0 K: 1 S: 11	H: 1 LOB: 0 BB: 0 P: 15	R: 0 E: 0 K: 1 S: 9	H: 0 LOB: 0 BB: 0 P: 11	R: 0 E: 0 K: 0 S: 6	H: 1 LOB: 1 BB: 0 P: 9	R: 1 E: 0 K: 1 S: 10	H: 1 LOB: 0 BB: 0 P: 15	R: 0 E: 0 K: 1 S: 10	H: 0 LOB: 0 BB: 0 P: 15	R: 0 E: 0 K: 2 S: 10	H: 0 LOB: 0 BB: 0 P: 12	R: 0 E: 0 K: 0 S: 7	H: 0 LOB: 1 BB: 0 P: 11	1B: 5 2B: 1 3B: 0 HR: 2	SF: 0 SAC: 1 DP: 0 HBP: 1	WP: 0 PB: 0 SB: 0 CS: 0	PA: 36
<b>PITCHER</b>	IP WLS BF H R ER SO BB IBB HBP BLK WP HR S P ERA WHIP																					
Wade Miller, R (1,1) ERA: 3.83	7.0 W 29 8 4 4 6 1 0 0 0 0 2 72 105 5.14 1.286																					
Octavio Dotel, R (8,1) ERA: 2.29	1.0 H 3 0 0 0 2 0 0 0 0 0 0 10 12 0.00 0.000																					
Billy Wagner, L (9,1) ERA: 3.0	1.0 S 4 0 0 0 0 0 0 0 1 0 0 0 7 11 0.00 0.000																					

AB	33
R	4
H	8
RBI	4
BB	1
SO	8
LOB	9



Batter	1	2	3	4	5	6	7	8	9	AB	R	H	RBI	BB	SO	LOB	BOTTOM						
Craig Biggio, R (1,4) OBP: 0.385, SLG: 0.478	2-1 G4-3	3-2 5 BB HBP		0-1 FC6-4		1-0 G6-3		0-0 G6-3		4	0	0	1	0	0	1	<b>Cincinnati Reds @ Houston Astros</b> Enron Field, Houston, TX Tue Aug 28 2001, 8:05 PM EDT Att: 31,796 - Dome - 72 F						
Julio Lugo, R (1,6) OBP: 0.319, SLG: 0.382	2-2 G4-3	4-1 5 BB BB		0-1 P5			2-1 B5-3			3	0	0	1	1	0	1							
5 Jeff Bagwell, R (1,3) OBP: 0.398, SLG: 0.564	4-1 BB	4-2 17 G6-4-3 BB					1-1 HR			2	1	1	2	2	1	0							
17 Lance Berkman, S (1,7) OBP: 0.431, SLG: 0.645	2-3 K	1-2 G6-4-3					4-2 1B FC5-4 BB			3	1	1	0	1	1	4							
Moises Alou, R (1,9) OBP: 0.408, SLG: 0.583		1-0 E 1B 1B					2-2 FC5-4 1B			4	1	3	0	0	1	0							
Octavio Dotel, R (8,1) OBP: 0.091, SLG: 0.091							1-3 1B			0	0	0	0	0	0	0							
Billy Wagner, L (9,1) ERA: 3.0										0	0	0	0	0	0	0							
Richard Hidalgo, R (1,8) OBP: 0.356, SLG: 0.456							0-2 FC5-4			4	0	0	1	0	1	4							
Vinny Castilla, R (1,5) OBP: 0.302, SLG: 0.474							1-1 P4			4	1	1	0	0	0	3							
Brad Ausmus, R (1,2) OBP: 0.276, SLG: 0.339							1-1 G6-3			4	1	1	1	0	0	0							
Wade Miller, R (1,1) ERA: 4.78										3	1	2	0	0	0	0							
Glen Barker, S (8,8) ERA: 3.48										1	0	0	0	0	0	0							
<b>Inning Stats</b>	R: 0 E: 0 K: 1 S: 10	H: 0 LOB: 1 BB: 1 P: 20	R: 4 E: 1 K: 1 S: 16	H: 4 LOB: 2 BB: 2 P: 33	R: 0 E: 0 K: 1 S: 9	H: 0 LOB: 0 BB: 0 P: 11	R: 0 E: 0 K: 0 S: 6	H: 1 LOB: 1 BB: 0 P: 7	R: 0 E: 0 K: 1 S: 11	H: 2 LOB: 2 BB: 0 P: 12	R: 0 E: 0 K: 0 S: 5	H: 0 LOB: 0 BB: 0 P: 7	R: 2 E: 0 K: 0 S: 15	H: 2 LOB: 1 BB: 1 P: 25	R: 0 E: 0 K: 0 S: 8	H: 0 LOB: 0 BB: 0 P: 12		R: 0 E: 0 K: 0 S: 8	H: 0 LOB: 0 BB: 0 P: 12	1B: 8 2B: 0 3B: 0 HR: 1	SF: 0 SAC: 0 DP: 1 HBP: 1	WP: 0 PB: 0 SB: 0 CS: 0	PA: 37
<b>PITCHER</b>	IP WLS BF H R ER SO BB IBB HBP BLK WP HR S P ERA WHIP																						
59 Lance Davis, L (1,1) ERA: 4.78	5.0 L 25 7 4 4 4 3 0 0 0 0 0 1 52 83 7.20 2.000																						
Jim Brower, R (6,1) ERA: 3.48	2.0 L 9 2 2 2 0 1 0 0 0 0 0 1 20 32 9.00 1.500																						
Scott Sullivan, R (8,1) ERA: 3.54	1.0 3 0 0 0 0 0 0 0 0 0 0 0 8 12 0.00 0.000																						



Batter	1	2	3	4	5	6	7	8	9	AB	R	H	RBI	BB	SO	LOB	TOP			
<b>Pokey Reese, R</b> OBP: 0.293, SLG: 0.352 (1, 4)										5	0	0	0	0	2	1	<b>Cincinnati Reds @ Houston Astros</b> Enron Field, Houston, TX Wed Aug 29 2001, 8:05 PM EDT Att: 31,594 - Dome - 72 F			
<b>Adam Dunn, L</b> OBP: 0.380, SLG: 0.593 (1, 7)										5	1	1	2	0	1	0				
<b>Ken Griffey Jr., L</b> OBP: 0.380, SLG: 0.574 (1, 8)										3	0	1	0	1	0	0				
<b>Sean Casey, L</b> OBP: 0.383, SLG: 0.492 (1, 3)										4	0	1	0	0	0	2				
<b>Dmitri Young, S</b> OBP: 0.353, SLG: 0.490 (1, 5)										2	0	0	0	2	2	1				
<b>Ruben Rivera, R</b> OBP: 0.325, SLG: 0.414 (1, 9)										3	0	0	0	1	1	2				
<b>Juan Castro, R</b> OBP: 0.268, SLG: 0.307 (6, PH)										1	0	1	0	1	0	0				
<b>Todd Walker, L</b> OBP: 0.360, SLG: 0.475 (6, PH)										1	0	1	0	1	0	0				
<b>Jason LaRue, R</b> OBP: 0.301, SLG: 0.417 (1, 2)										4	1	1	0	0	1	5				
<b>Elmer Dessens, R</b> OBP: 0.184, SLG: 0.130 (1, 1)										1	0	0	0	0	0	0				
<b>D.T. Cromer, L</b> OBP: 0.287, SLG: 0.538 (6, PH)										1	0	0	0	0	0	2				
<b>Scott Sullivan, R</b> (6, 1)										0	0	0	0	0	0	0				
<b>John Riedling, R</b> (8, 1)										0	0	0	0	0	0	0				
<b>Wilton Guerrero, S</b> OBP: 0.338, SLG: 0.375 (9, PH)										1	0	0	0	0	1	0				
<b>Inning Stats</b>	R: 0 E: 0 K: 1 S: 5	H: 0 LOB: 0 BB: 0 P: 8	R: 0 E: 0 K: 0 S: 11	H: 0 LOB: 2 BB: 2 P: 24	R: 0 E: 0 K: 0 S: 6	H: 2 LOB: 2 BB: 1 P: 8	R: 0 E: 0 K: 1 S: 17	H: 2 LOB: 2 BB: 1 P: 28	R: 2 E: 0 K: 1 S: 8	H: 1 LOB: 2 BB: 1 P: 17	R: 0 E: 0 K: 0 S: 10	H: 1 LOB: 1 BB: 0 P: 12	R: 0 E: 0 K: 1 S: 10	H: 0 LOB: 1 BB: 1 P: 14	R: 0 E: 0 K: 1 S: 7	H: 0 LOB: 0 BB: 0 P: 13	1B: 4 2B: 1 3B: 0 HR: 1	SF: 0 SAC: 1 DP: 0 HBP: 0	WP: 1 PB: 0 SB: 0 CS: 0	PA: 38
<b>PITCHER</b>	IP	WLS	BF	H	R	ER	SO	BB	IBB	HBP	BLK	WP	HR	S	P	ERA	WHIP			
<b>Carlos Hernández, L</b> ERA: 1.02	4.2		21	4	2	2	3	4	0	0	0	1	1	46	84	3.86	1.714			
<b>Nelson Cruz, R</b> ERA: 3.95	1.1	W	6	1	0	0	2	1	0	0	0	0	0	15	27	0.00	1.500			
<b>Michael Jackson, R</b> ERA: 4.17	2.0		8	1	0	0	1	1	0	0	0	0	0	20	26	0.00	1.000			
<b>Mike Williams, R</b> ERA: 3.38	1.0		3	0	0	0	2	0	0	0	0	0	0	7	13	0.00	0.000			

Batter	1	2	3	4	5	6	7	8	9	AB	R	H	RBI	BB	SO	LOB	BOTTOM			
<b>Craig Biggio, R</b> OBP: 0.389, SLG: 0.479 (1, 4)										1	1	1	0	3	0	0	<b>Cincinnati Reds @ Houston Astros</b> Enron Field, Houston, TX Wed Aug 29 2001, 8:05 PM EDT Att: 31,594 - Dome - 72 F			
<b>Julio Lugo, R</b> OBP: 0.319, SLG: 0.381 (1, 6)										4	1	1	0	0	1	4				
<b>5 Jeff Bagwell, R</b> OBP: 0.399, SLG: 0.566 (1, 3)										4	1	2	2	0	1	1				
<b>17 Lance Berkman, S</b> OBP: 0.429, SLG: 0.641 (1, 7)										4	0	1	0	0	0	1				
<b>Moises Alou, R</b> OBP: 0.407, SLG: 0.588 (1, 9)										3	1	1	2	0	0	0				
<b>Mike Williams, R</b> (9, 1)										0	0	0	0	0	0	0				
<b>Richard Hidalgo, R</b> OBP: 0.356, SLG: 0.457 (1, 8)										4	1	2	0	0	0	1				
<b>Vinny Castilla, R</b> OBP: 0.304, SLG: 0.477 (1, 5)										4	1	2	1	0	1	2				
<b>Tony Eusebio, R</b> OBP: 0.331, SLG: 0.420 (1, 2)										4	0	1	1	0	0	1				
<b>Carlos Hernández, S</b> OBP: 0.200, SLG: 0.200 (1, 1)										1	0	1	0	0	0	0				
<b>Nelson Cruz, R</b> OBP: 0.200, SLG: 0.200 (5, 1)										1	0	0	0	0	1	0				
<b>Darvle Ward, L</b> OBP: 0.337, SLG: 0.476 (6, PH)										1	0	0	0	0	0	1				
<b>Michael Jackson, R</b> (7, 1)										0	0	0	0	0	0	0				
<b>Glen Barker, S</b> OBP: 0.250, SLG: 0.091 (9, 8)										0	0	0	0	0	0	0				
<b>Inning Stats</b>	R: 0 E: 0 K: 1 S: 5	H: 0 LOB: 1 BB: 1 P: 12	R: 1 E: 0 K: 1 S: 11	H: 2 LOB: 1 BB: 0 P: 18	R: 0 E: 0 K: 0 S: 6	H: 2 LOB: 1 BB: 0 P: 11	R: 1 E: 0 K: 0 S: 9	H: 2 LOB: 1 BB: 0 P: 16	R: 2 E: 0 K: 1 S: 12	H: 3 LOB: 1 BB: 1 P: 20	R: 0 E: 0 K: 1 S: 7	H: 0 LOB: 1 BB: 1 P: 13	R: 0 E: 0 K: 0 S: 6	H: 1 LOB: 1 BB: 0 P: 12	1B: 9 2B: 4 3B: 0 HR: 1	SF: 1 SAC: 0 DP: 3 HBP: 0	WP: 0 PB: 1 SB: 0 CS: 1	PA: 35		
<b>PITCHER</b>	IP	WLS	BF	H	R	ER	SO	BB	IBB	HBP	BLK	WP	HR	S	P	ERA	WHIP			
<b>Elmer Dessens, R</b> ERA: 4.56	5.0	L	21	8	4	4	3	2	0	0	0	0	0	43	77	7.20	2.000			
<b>Scott Sullivan, R</b> ERA: 3.97	2.0		10	3	2	2	1	1	0	0	0	0	0	19	30	9.00	2.000			
<b>John Riedling, R</b> ERA: 2.41	1.0		4	1	0	0	0	0	0	0	0	0	0	6	12	0.00	1.000			

AB	31
R	2
H	6
RBI	2
BB	6
SO	8
LOB	13



Batter	1	2	3	4	5	6	7	8	9	AB	R	H	RBI	BB	SO	LOB	TOP					
Pokey Reese, R (1,6) OBP: 0.290, SLG: 0.348	F8		K			G6-3			K	4	0	0	0	0	2	0						
Dmitri Young, S (1,5) OBP: 0.354, SLG: 0.489	G6-3			G3-6-3 HBP			K			3	0	1	0	0	1	0						
Ken Griffey Jr., L (1,8) OBP: 0.375, SLG: 0.565	L6			G3-6-3 1-2			K		G4-3	4	0	0	0	0	1	2						
Sean Casey, L (1,3)		F8		K			G3-1			3	0	0	0	0	1	0						
Adam Dunn, L (1,7) OBP: 0.385, SLG: 0.615		HR			K			G3 1B		3	1	2	1	0	1	0						
Robin Jennings, L (1,9) OBP: 0.271, SLG: 0.358	P4				G3-1			G3		3	0	0	0	0	0	1						
Todd Walker, L (1,4) OBP: 0.357, SLG: 0.472	F7				F8			K		3	0	0	0	0	1	1						
Kelly Stinnett, R (1,2) OBP: 0.329, SLG: 0.454			F7			K		G4-1		2	0	0	0	0	1	0						
D.T. Cromer, L (8, PH) OBP: 0.251, SLG: 0.525										1	0	0	0	0	0	1						
Jason LaRue, R (8,2) OBP: 0.301, SLG: 0.417										0	0	0	0	0	0	0						
Dennys Reyes, R (1,1) OBP: 0.125, SLG: 0.125										2	0	0	0	0	1	0						
Danny Graves, R (6,1) OBP: 0.250, SLG: 1.000			K			G6-3			F7	0	0	0	0	0	0	0						
Jose Rijo, R (8,1)										0	0	0	0	0	0	0						
Wilton Guerrero, S (8, PH) OBP: 0.333, SLG: 0.370										1	0	0	0	0	0	0						
<b>Inning Stats</b>	R: 0 E: 0 K: 0 S: 4	H: 0 LOB: 0 BB: 0 P: 6	R: 1 E: 0 K: 0 S: 11	H: 1 LOB: 0 BB: 0 P: 15	R: 0 E: 0 K: 2 S: 10	H: 0 LOB: 0 BB: 0 P: 12	R: 0 E: 0 K: 1 S: 10	H: 0 LOB: 0 BB: 0 P: 12	R: 0 E: 0 K: 1 S: 5	H: 0 LOB: 0 BB: 0 P: 8	R: 0 E: 0 K: 2 S: 12	H: 0 LOB: 0 BB: 0 P: 13	R: 0 E: 0 K: 1 S: 11	H: 1 LOB: 1 BB: 0 P: 14	R: 0 E: 0 K: 1 S: 12	H: 1 LOB: 1 BB: 0 P: 17	R: 0 E: 0 K: 1 S: 9	H: 1 LOB: 1 BB: 0 P: 13	1B: 2 2B: 0 3B: 0 HR: 1	SF: 0 SAC: 0 DP: 1 HBP: 1	WP: 0 PB: 0 SB: 0 CS: 0	PA: 30
<b>PITCHER</b> 44 Roy Oswalt, R (1,1) ERA: 2.83	IP: 9.0 WLS: W BF: 30 H: 3 R: 1 ER: 1 SO: 9 BB: 0 IBB: 0 HBP: 1 BLK: 0 WP: 0 HR: 1 S: 84 P: 110 ERA: 1.00 WHIP: 0.333															<b>PITCHER</b>						

Cincinnati Reds @ Houston Astros  
Enron Field, Houston, TX  
Thu Aug 30 2001, 4:05 PM EDT  
Att: 34,220 - Dome - 72 F

AB 29  
R 1  
H 3  
RBI 1  
BB 0  
SO 9  
LOB 5



Batter	1	2	3	4	5	6	7	8	9	AB	R	H	RBI	BB	SO	LOB	BOTTOM					
Craig Biggio, R (1,4) OBP: 0.389, SLG: 0.477	P4				F9		P4			3	0	0	0	2	0	1						
Julio Lugo, R (1,6) OBP: 0.319, SLG: 0.386	E9			BB						5	1	2	0	0	2	4						
28 Adam Everett, R (9,6)	G6-3 2B		K		G6-3			K		0	0	0	0	0	0	0						
5 Jeff Bagwell, R (1,3) OBP: 0.397, SLG: 0.563	G6-3			S WP E 1B	F8		SF8		P6	4	1	1	2	0	0	3						
17 Lance Berkman, S (1,7) OBP: 0.428, SLG: 0.637	P6			K		G4-3				3	0	0	0	1	1	1						
Moises Alou, R (1,9) OBP: 0.408, SLG: 0.586		G6-3		BB E SF8 BB		G4-1		F8		2	2	0	0	2	0	2						
Glen Barker, S (8,8) OBP: 0.250, SLG: 0.091							S 3B BB			0	0	0	0	0	0	0						
Richard Hidalgo, R (1,8) OBP: 0.356, SLG: 0.462	G6-3			E5 BB						4	1	2	2	0	0	1						
Vinny Castilla, R (1,5) OBP: 0.304, SLG: 0.473			K				K2-3		E5 44 WP 1B	3	0	0	0	1	2	2						
Brad Ausmus, R (1,2) OBP: 0.276, SLG: 0.339										3	0	1	1	0	1	1						
44 Roy Oswalt, R (1,1) OBP: 0.225, SLG: 0.231			G6-3		F9					4	1	1	0	0	1	4						
<b>Inning Stats</b>	R: 1 E: 1 K: 0 S: 4	H: 1 LOB: 0 BB: 0 P: 10	R: 0 E: 0 K: 1 S: 5	H: 0 LOB: 0 BB: 0 P: 10	R: 0 E: 0 K: 2 S: 9	H: 0 LOB: 1 BB: 1 P: 17	R: 2 E: 1 K: 1 S: 20	H: 1 LOB: 2 BB: 2 P: 37	R: 0 E: 0 K: 0 S: 7	H: 0 LOB: 0 BB: 0 P: 13	R: 1 E: 0 K: 1 S: 8	H: 1 LOB: 1 BB: 1 P: 13	R: 1 E: 0 K: 0 S: 17	H: 2 LOB: 2 BB: 1 P: 29	R: 1 E: 1 K: 2 S: 14	H: 2 LOB: 3 BB: 1 P: 23	R: 1 E: 1 K: 2 S: 14	H: 2 LOB: 3 BB: 1 P: 23	1B: 4 2B: 2 3B: 1 HR: 0	SF: 2 SAC: 0 DP: 0 HBP: 0	WP: 2 PB: 0 SB: 2 CS: 0	PA: 39
<b>PITCHER</b> Dennys Reyes, L (1,1) ERA: 4.95	IP: 5.1 WLS: L BF: 24 H: 3 R: 4 ER: 2 SO: 4 BB: 4 IBB: 0 HBP: 0 BLK: 0 WP: 1 HR: 0 S: 49 P: 95 ERA: 3.38 WHIP: 1.312															<b>PITCHER</b>						
Danny Graves, R (6,1) ERA: 4.16	1.2 8 2 1 1 1 0 1 0 0 0 0 21 34 5.40 1.200																					
Jose Rijo, R (8,1) ERA: 3.0	1.0 7 2 1 0 2 0 1 0 0 1 0 14 23 0.00 2.000																					

Cincinnati Reds @ Houston Astros  
Enron Field, Houston, TX  
Thu Aug 30 2001, 4:05 PM EDT  
Att: 34,220 - Dome - 72 F

AB 31  
R 6  
H 7  
RBI 5  
BB 6  
SO 7  
LOB 19



Batter	1	2	3	4	5	6	7	8	9	AB	R	H	RBI	BB	SO	LOB	TOP											
Abraham Nunez, S OBP: 0.325, SLG: 0.346										4	1	2	0	0	1	1	<b>Pittsburgh Pirates @ Cincinnati Reds</b> Cinergy Field, Cincinnati, OH Fri Aug 31 2001, 7:05 PM EDT Att: 19,090 - Cloudy - 76 F											
2 Jack Wilson, R OBP: 0.250, SLG: 0.314 Joe Beimel, L OBP: 0.280, SLG: 0.250										4	0	0	0	0	0	2												
Aramis Ramirez, R OBP: 0.356, SLG: 0.559										4	1	2	2	0	0	0												
Brian Giles, L OBP: 0.392, SLG: 0.600 Adam Hyzdu, R OBP: 0.231, SLG: 0.460										3	0	0	0	0	0	1												
18 Jason Kendall, R OBP: 0.333, SLG: 0.374 Keith Osik, R OBP: 0.298, SLG: 0.297										3	0	0	0	0	0	1												
Kevin Young, R OBP: 0.305, SLG: 0.401 Mike Lincoln, R OBP: 0.333, SLG: 0.333 Mendy López, R OBP: 0.290, SLG: 0.321										3	1	2	0	0	0	0												
Gary Matthews, S OBP: 0.330, SLG: 0.387										3	0	1	0	0	0	1												
Rob Mackowiak, L OBP: 0.356, SLG: 0.434										2	0	0	1	0	0	0												
Todd Ritchie, R OBP: 0.204, SLG: 0.196 Damaso Marte, L OBP: 0.367, SLG: 0.569										1	0	0	0	0	0	1												
Craig Wilson, R OBP: 0.367, SLG: 0.569										1	0	0	0	0	1	0												
<b>Inning Stats</b>	R: 2 E: 0 K: 0 S: 13	H: 2 LOB: 0 BB: 0 P: 18	R: 1 E: 0 K: 0 S: 9	H: 2 LOB: 1 BB: 0 P: 16	R: 0 E: 0 K: 0 S: 11	H: 0 LOB: 0 BB: 0 P: 16	R: 0 E: 0 K: 0 S: 5	H: 0 LOB: 0 BB: 0 P: 10	R: 0 E: 0 K: 2 S: 9	H: 1 LOB: 1 BB: 0 P: 12	R: 0 E: 0 K: 0 S: 9	H: 1 LOB: 0 BB: 0 P: 14	R: 0 E: 0 K: 1 S: 6	H: 1 LOB: 0 BB: 0 P: 9	R: 0 E: 0 K: 1 S: 6	H: 0 LOB: 1 BB: 1 P: 14	1B: 4 2B: 2 3B: 1 HR: 1	SF: 1 SAC: 0 DP: 2 HBP: 0	WP: 0 PB: 0 SB: 0 CS: 0	PA: 33								
<b>PITCHER</b>	IP	WLS	BF	H	R	ER	SO	BB	IBB	HBP	BLK	WP	HR	S	P	ERA	WHIP											
Chris Reitsma, R ERA: 4.74	(1, 1)	7.0	W	26	6	3	3	2	0	0	0	0	0	1	64	96	3.86	0.857										
Chris Piersoll, R ERA:	(8, 1)	1.0		3	1	0	0	1	0	0	0	0	0	0	6	9	0.00	1.000										
51 Scott MacRae, R ERA: 3.1	(9, 1)	1.0		4	0	0	0	1	1	0	0	0	0	0	6	14	0.00	1.000										

Batter	1	2	3	4	5	6	7	8	9	AB	R	H	RBI	BB	SO	LOB	BOTTOM											
Pokey Reese, R OBP: 0.289, SLG: 0.354										5	1	1	3	0	1	3	<b>Pittsburgh Pirates @ Cincinnati Reds</b> Cinergy Field, Cincinnati, OH Fri Aug 31 2001, 7:05 PM EDT Att: 19,090 - Cloudy - 76 F											
Dmitri Young, S OBP: 0.355, SLG: 0.489 Juan Castro, R OBP: 0.267, SLG: 0.306										4	1	2	0	0	1	0												
Ken Griffey Jr., L OBP: 0.374, SLG: 0.561 Ruben Rivera, R OBP: 0.324, SLG: 0.412										4	1	1	0	0	0	2												
Sean Casey, L OBP: 0.383, SLG: 0.493										5	2	3	0	0	0	0												
Adam Dunn, L OBP: 0.391, SLG: 0.616 51 Scott MacRae, R ERA: 3.1										3	2	1	0	2	1	0												
Robin Jennings, L OBP: 0.280, SLG: 0.431										5	2	2	7	0	1	1												
Todd Walker, L OBP: 0.357, SLG: 0.470										4	1	1	0	0	1	1												
Jason LaRue, R OBP: 0.309, SLG: 0.422										1	1	1	0	2	0	0												
Chris Reitsma, R OBP: 0.167, SLG: 0.133 Chris Piersoll, R ERA: 4.32 Brady Clark, R OBP: 0.381, SLG: 0.495										4	0	0	0	0	2	7												
<b>Inning Stats</b>	R: 0 E: 0 K: 0 S: 6	H: 2 LOB: 2 BB: 0 P: 10	R: 0 E: 0 K: 1 S: 12	H: 1 LOB: 2 BB: 1 P: 22	R: 4 E: 2 K: 1 S: 15	H: 3 LOB: 3 BB: 2 P: 33	R: 7 E: 0 K: 2 S: 26	H: 6 LOB: 0 BB: 1 P: 40	R: 0 E: 0 K: 1 S: 6	H: 0 LOB: 1 BB: 0 P: 8	R: 0 E: 0 K: 2 S: 13	H: 0 LOB: 0 BB: 0 P: 16	R: 0 E: 0 K: 1 S: 9	H: 0 LOB: 0 BB: 0 P: 11	R: 0 E: 0 K: 0 S: 9	H: 0 LOB: 0 BB: 0 P: 11		1B: 6 2B: 3 3B: 1 HR: 2	SF: 0 SAC: 0 DP: 0 HBP: 1	WP: 0 PB: 0 SB: 2 CS: 0	PA: 42							
<b>PITCHER</b>	IP	WLS	BF	H	R	ER	SO	BB	IBB	HBP	BLK	WP	HR	S	P	ERA	WHIP											
Todd Ritchie, R ERA: 4.55	(1, 1)	3.1	L	23	4	4	6	2	2	0	0	0	0	0	40	76	16.20	3.000										
Damaso Marte, L ERA: 4.32	(4, 1)	2.2		13	4	4	4	5	0	0	1	0	0	2	38	53	13.50	1.500										
Mike Lincoln, R ERA: 1.67	(7, 1)	1.0		3	0	0	0	1	0	0	0	0	0	9	11	0.00	0.000											
Joe Beimel, L ERA: 5.36	(8, 1)	1.0		3	0	0	0	0	0	0	0	0	0	9	11	0.00	0.000											

AB	31
R	3
H	7
RBI	3
BB	1
SO	4
LOB	8



AB	37
R	11
H	12
RBI	10
BB	4
SO	8
LOB	14



Batter	1	2	3	4	5	6	7	8	9	AB	R	H	RBI	BB	SO	LOB	TOP										
Abraham Nunez, S OBP: 0.326, SLG: 0.342	G3		F8		G3-1			18 WP 2B BB		3	1	0	0	2	0	0	<b>Pittsburgh Pirates @ Cincinnati Reds</b> Cinergy Field, Cincinnati, OH Sat Sep 01 2001, 7:05 PM EDT Att: 24,308 - Sunny - 74 F										
Rob Mackowiak, L OBP: 0.350, SLG: 0.425 Adam Hyzdu, R OBP: 0.227, SLG: 0.453	F7		G4-3		K			SH3-4 1B BB	P3	3	0	0	0	0	1	0											
Aramis Ramirez, R OBP: 0.355, SLG: 0.556	G4-3		E 1B		K			F9 1B BB	P5	5	0	1	0	0	1	2											
Brian Giles, L OBP: 0.392, SLG: 0.598		G4-3	E3 1B		G4-3			18 WP 2B IBB	1B	4	1	1	0	1	0	1											
1B Jason Kendall, R OBP: 0.334, SLG: 0.373 Keith Osik, R OBP: 0.298, SLG: 0.297		1B E 1B	F9		F3			2B BB	K	4	2	1	0	1	1	4											
Kevin Young, R OBP: 0.310, SLG: 0.406		E7 1B G6-3 1B		L8			G4-3 HBP	1B 2B		3	2	2	3	0	0	0											
Gary Matthews, S OBP: 0.332, SLG: 0.388			F8		F8		G4-3	2B 1B		4	1	2	1	0	0	1											
Pat Meares, R OBP: 0.248, SLG: 0.308		G6-3		K			F8	1B 2B		4	0	1	2	0	1	2											
Dave Williams, L OBP: 0.115, SLG: 0.154 Scott Sauerbeck, R OBP: 0.234, SLG: 0.302 Warren Morris, L OBP: 0.234, SLG: 0.302 Josias Manzanillo, R OBP: 0.222, SLG: 0.407			K		G1-3		G4-3	F7		3	0	0	0	0	1	2											
<b>Inning Stats</b>	R: 0 E: 0 K: 0 S: 10	H: 0 LOB: 0 BB: 0 P: 15	R: 2 E: 1 K: 1 S: 14	H: 3 LOB: 1 BB: 0 P: 18	R: 0 E: 1 K: 0 S: 10	H: 1 LOB: 2 BB: 0 P: 12	R: 0 E: 0 K: 1 S: 9	H: 0 LOB: 0 BB: 0 P: 14	R: 0 E: 0 K: 1 S: 6	H: 0 LOB: 0 BB: 0 P: 8	R: 0 E: 0 K: 0 S: 8	H: 0 LOB: 1 BB: 0 P: 14	R: 0 E: 0 K: 0 S: 8	H: 0 LOB: 1 BB: 0 P: 14	R: 5 E: 0 K: 0 S: 12	H: 3 LOB: 1 BB: 3 P: 30		R: 0 E: 0 K: 1 S: 12	H: 1 LOB: 2 BB: 1 P: 21	1B: 6 2B: 2 3B: 0 HR: 0	SF: 0 SAC: 1 DP: 0 HBP: 1	WP: 1 PB: 0 SB: 0 CS: 0	PA: 41				
<b>PITCHER</b>	IP	WLS	BF	H	R	ER	SO	BB	IBB	HBP	BLK	WP	HR	S	P	ERA	WHIP										
Jose Acevedo, R ERA: 5.84	6.0	L	23	4	2	1	4	0	0	0	0	0	0	57	81	1.50	0.667										
Jim Brower, R ERA: 3.82	1.2		12	3	5	5	0	2	1	1	0	1	0	19	42	27.00	3.000										
Scott Sullivan, R ERA: 3.66	0.1		1	0	0	0	0	0	0	0	0	0	0	1	2	0.00	0.000										
Hector Mercado, L ERA: 3.86	1.0		5	1	0	0	1	1	0	0	0	0	0	12	21	0.00	2.000										

AB	35
R	7
H	8
RBI	6
BB	4
SO	5
LOB	14



Batter	1	2	3	4	5	6	7	8	9	AB	R	H	RBI	BB	SO	LOB	BOTTOM										
Pokey Reese, R OBP: 0.287, SLG: 0.350	P4			F9		F7		F9		4	0	0	0	0	0	1	<b>Pittsburgh Pirates @ Cincinnati Reds</b> Cinergy Field, Cincinnati, OH Sat Sep 01 2001, 7:05 PM EDT Att: 24,308 - Sunny - 74 F										
Adam Dunn, L OBP: 0.383, SLG: 0.600	K			F7		P6		L6		4	0	0	0	0	1	1											
Ken Griffey Jr., L OBP: 0.375, SLG: 0.563	G1-3			1B 2B				BB 1B		4	0	2	0	0	1	0											
Dmitri Young, S OBP: 0.356, SLG: 0.491		G6-3						K		4	0	2	0	0	1	1											
Sean Casey, L OBP: 0.380, SLG: 0.488		K		G1-3			F8		K	4	0	0	0	0	2	4											
Aaron Boone, R OBP: 0.353, SLG: 0.497		K			G5-3				F9	3	0	0	0	1	1	1											
Wilton Guerrero, S OBP: 0.321, SLG: 0.355			F7		K				K	3	0	0	0	0	2	2											
Jason LaRue, R OBP: 0.307, SLG: 0.419 Todd Walker, L OBP: 0.356, SLG: 0.468 Kelly Stinnett, R OBP: 0.329, SLG: 0.454			P4		F9			F8		2	0	0	0	0	0	0											
Jose Acevedo, R ERA: 5.84 Brady Clark, R ERA: 3.87 Jim Brower, L ERA: 5.19 Scott Sullivan, R ERA: 3.66 Robin Jennings, L ERA: 5.51 Hector Mercado, L ERA: 6.14			K			G6-3				1	0	0	0	0	1	0											
<b>Inning Stats</b>	R: 0 E: 0 K: 1 S: 10	H: 0 LOB: 0 BB: 0 P: 16	R: 0 E: 0 K: 2 S: 8	H: 0 LOB: 0 BB: 0 P: 12	R: 0 E: 0 K: 1 S: 7	H: 2 LOB: 2 BB: 0 P: 12	R: 0 E: 0 K: 0 S: 5	H: 0 LOB: 0 BB: 0 P: 9	R: 0 E: 0 K: 2 S: 12	H: 1 LOB: 2 BB: 1 P: 24	R: 0 E: 0 K: 0 S: 5	H: 1 LOB: 1 BB: 0 P: 7	R: 0 E: 0 K: 2 S: 10	H: 1 LOB: 1 BB: 0 P: 12	1B: 3 2B: 2 3B: 0 HR: 0	SF: 0 SAC: 0 DP: 0 HBP: 0		WP: 0 PB: 0 SB: 0 CS: 0	PA: 33								
<b>PITCHER</b>	IP	WLS	BF	H	R	ER	SO	BB	IBB	HBP	BLK	WP	HR	S	P	ERA	WHIP										
Dave Williams, L ERA: 3.87	6.1	W	22	3	0	0	6	0	0	0	0	0	0	50	76	0.00	0.474										
Scott Sauerbeck, L ERA: 5.19	0.2	H	3	0	0	0	1	1	0	0	0	0	0	6	16	0.00	1.500										
Josias Manzanillo, R ERA: 5.51	1.0		4	1	0	0	0	0	0	0	0	0	0	5	7	0.00	1.000										
Omar Olivares, R ERA: 6.14	1.0		4	1	0	0	2	0	0	0	0	0	0	10	12	0.00	1.000										





Batter	1	2	3	4	5	6	7	8	9	AB	R	H	RBI	BB	SO	LOB	TOP										
<b>Gary Matthews, S</b> OBP: 0.330, SLG: 0.385 (1, 8)	G6-3		1B	P6		K		G3		5	1	1	0	0	1	1	<b>Pittsburgh Pirates @ Cincinnati Reds</b> Cinergy Field, Cincinnati, OH Sun Sep 02 2001, 12:35 PM EDT Att: 21,881 - Sunny - 68 F										
<b>2 Jack Wilson, R</b> OBP: 0.282, SLG: 0.316 <b>Joe Beimel, L</b> OBP: 0.280, SLG: 0.250 (8, 1)	G6-3		1B	G4-3		K				5	1	2	0	0	1	1											
<b>Brian Giles, L</b> OBP: 0.396, SLG: 0.605 (1, 7)	BB		1B					G4-3		4	3	3	2	1	0	1											
<b>Aramis Ramirez, R</b> OBP: 0.355, SLG: 0.558 (1, 5)	K		1B							5	1	2	2	0	2	2											
<b>18 Jason Kendall, R</b> OBP: 0.333, SLG: 0.371 (7, 2)		L9	E9							5	0	1	1	0	1	1											
<b>Craig Wilson, R</b> OBP: 0.368, SLG: 0.557 (1, 3)		BB	K							4	0	1	0	1	2	3											
<b>Keith Osik, R</b> OBP: 0.297, SLG: 0.288 <b>Mike Lincoln, R</b> OBP: 0.333, SLG: 0.333 <b>Warren Morris, L</b> OBP: 0.229, SLG: 0.295 (8, 4)		BB	F9							3	0	0	0	1	1	3											
<b>Pat Meares, R</b> OBP: 0.249, SLG: 0.309 <b>Abraham Nunez, S</b> OBP: 0.325, SLG: 0.341 (7, 4)		F9	G6-3							3	0	1	0	0	0	3											
<b>Tony McKnight, L</b> <b>Scott Sauerbeck, R</b> <b>Rob Mackowiak, L</b> OBP: 0.348, SLG: 0.422 (7, 9)		G3		G1-3						2	0	0	0	0	0	2											
<b>Inning Stats</b>	R: 0 E: 0 K: 1 S: 6	H: 0 LOB: 1 BB: 1 P: 13	R: 0 E: 0 K: 0 S: 14	H: 0 LOB: 2 BB: 2 P: 25	R: 4 E: 1 K: 1 S: 18	H: 5 LOB: 1 BB: 0 P: 25	R: 0 E: 0 K: 0 S: 5	H: 0 LOB: 0 BB: 0 P: 5	R: 1 E: 1 K: 2 S: 15	H: 1 LOB: 1 BB: 0 P: 25	R: 0 E: 1 K: 2 S: 13	H: 1 LOB: 1 BB: 0 P: 20	R: 1 E: 1 K: 1 S: 17	H: 2 LOB: 2 BB: 0 P: 21	R: 0 E: 0 K: 1 S: 9	H: 1 LOB: 1 BB: 0 P: 11		R: 0 E: 0 K: 1 S: 12	H: 1 LOB: 1 BB: 0 P: 15	1B: 8 2B: 2 3B: 0 HR: 1	SF: 0 SAC: 1 DP: 0 HBP: 0	WP: 0 PB: 0 SB: 4 CS: 0	PA: 43				
<b>PITCHER</b>	IP	WLS	BF	H	R	ER	SO	BB	IBB	HBP	BLK	WP	HR	S	P	ERA	WHIP										
<b>59 Lance Davis, L</b> ERA: 5.07 <b>51 Scott MacRae, R</b> ERA: 2.91 <b>Jose Rijo, R</b> ERA: 3.38 <b>Scott Sullivan, R</b> ERA: 3.72 <b>Danny Graves, R</b> ERA: 4.04	2.2		16	5	4	4	2	3	0	0	0	0	0	36	61	13.50	3.000										
	1.1		4	0	0	0	0	0	0	0	0	0	0	7	7	0.00	0.000										
	2.0		9	2	1	1	4	0	0	0	0	0	0	28	45	4.50	1.000										
	1.0	W	6	2	1	1	1	0	0	0	0	0	1	17	21	9.00	2.000										
	2.0	S	8	2	0	0	2	0	0	0	0	0	0	21	26	0.00	1.000										

Batter	1	2	3	4	5	6	7	8	9	AB	R	H	RBI	BB	SO	LOB	BOTTOM										
<b>Todd Walker, L</b> OBP: 0.358, SLG: 0.481 (1, 4)	HR		F7							5	3	3	1	0	0	0	<b>Pittsburgh Pirates @ Cincinnati Reds</b> Cinergy Field, Cincinnati, OH Sun Sep 02 2001, 12:35 PM EDT Att: 21,881 - Sunny - 68 F										
<b>Dmitri Young, S</b> OBP: 0.357, SLG: 0.490 (9, 3)	G4-3		F8							5	1	2	2	0	1	1											
<b>Ken Griffey Jr., L</b> OBP: 0.379, SLG: 0.568 (1, 8)	G4-3		2B							5	0	3	1	0	0	0											
<b>Sean Casey, L</b> OBP: 0.382, SLG: 0.488 <b>Aaron Boone, R</b> OBP: 0.353, SLG: 0.497 (9, 5)	BB		P6							4	1	2	1	1	0	2											
<b>Adam Dunn, L</b> OBP: 0.380, SLG: 0.589 (1, 7)	F7		G3							3	0	0	0	1	1	2											
<b>Robin Jennings, L</b> OBP: 0.278, SLG: 0.421 <b>Ruben Rivera, R</b> OBP: 0.327, SLG: 0.428 (7, 9)	G4-3		G3-1							3	0	0	0	0	1	3											
<b>Pokey Reese, R</b> OBP: 0.289, SLG: 0.352 (1, 6)										4	1	2	0	0	0	3											
<b>Kelly Stinnett, R</b> OBP: 0.333, SLG: 0.460 <b>Scott Sullivan, R</b> (7, 1)	K									2	1	1	1	0	1	1											
<b>Brady Clark, R</b> OBP: 0.374, SLG: 0.485 <b>Danny Graves, R</b> OBP: 0.250, SLG: 1.000 (8, 1)										1	0	0	0	0	0	0											
<b>59 Lance Davis, R</b> OBP: 0.354, SLG: 0.492 <b>51 Scott MacRae, R</b> ERA: 5.44 <b>Calvin Pickering, L</b> <b>Jose Rijo, R</b> <b>Jason LaRue, R</b> OBP: 0.306, SLG: 0.418 (7, 2)	L6		G4-3							1	0	0	0	0	0	1											
<b>Inning Stats</b>	R: 1 E: 0 K: 0 S: 11	H: 1 LOB: 1 BB: 1 P: 19	R: 0 E: 0 K: 1 S: 12	H: 1 LOB: 0 BB: 0 P: 17	R: 0 E: 0 K: 0 S: 5	H: 1 LOB: 1 BB: 0 P: 5	R: 1 E: 0 K: 0 S: 11	H: 2 LOB: 1 BB: 0 P: 15	R: 1 E: 0 K: 1 S: 15	H: 3 LOB: 3 BB: 1 P: 28	R: 2 E: 0 K: 0 S: 8	H: 2 LOB: 0 BB: 0 P: 11	R: 2 E: 0 K: 1 S: 9	H: 2 LOB: 0 BB: 0 P: 15	R: 1 E: 0 K: 2 S: 17	H: 2 LOB: 1 BB: 0 P: 24	1B: 8 2B: 4 3B: 0 HR: 2	SF: 0 SAC: 0 DP: 0 HBP: 1	WP: 0 PB: 0 SB: 0 CS: 0	PA: 40							
<b>PITCHER</b>	IP	WLS	BF	H	R	ER	SO	BB	IBB	HBP	BLK	WP	HR	S	P	ERA	WHIP										
<b>Tony McKnight, R</b> ERA: 4.0 <b>Scott Sauerbeck, L</b> ERA: 5.44 <b>Mike Lincoln, R</b> ERA: 2.22 <b>Joe Beimel, L</b> ERA: 5.35	5.1		27	8	4	4	2	2	0	1	0	0	0	10	16	18.00	3.000										
	1.1	L	6	2	2	2	2	0	0	0	0	0	1	17	24	13.50	1.500										
	0.1		2	1	0	0	0	0	0	0	0	0	0	4	6	0.00	3.000										



Batter	1	2	3	4	5	6	7	8	9	AB	R	H	RBI	BB	SO	LOB	TOP				
<b>Craig Biggio, R</b> OBP: 0.384, SLG: 0.468 (1, 4)	G1-3		BB		G3		F9			3	0	0	0	1	0	0	<b>Houston Astros @ Cincinnati Reds</b> Cinergy Field, Cincinnati, OH Mon Sep 03 2001, 1:15 PM EDT Att: 18,612 - Cloudy - 72 F				
<b>Jose Vizcaino, S</b> OBP: 0.323, SLG: 0.340 <b>Octavio Dotel, R</b> OBP: 0.091, SLG: 0.091 <b>Mike Williams, R</b> (8, 1)	K		P6		1B		K			4	0	1	0	0	2	1					
<b>5 Jeff Bagwell, R</b> OBP: 0.402, SLG: 0.570 (1, 3)	BB				L6			G4-3		3	1	1	1	1	0	1					
<b>17 Lance Berkman, S</b> OBP: 0.427, SLG: 0.628 (1, 7)	G5-3				K			L9		3	1	0	0	1	1	2					
<b>Moises Alou, R</b> OBP: 0.405, SLG: 0.573 (1, 9)					L4			F8		2	0	0	0	2	0	1					
<b>Richard Hidalgo, R</b> OBP: 0.354, SLG: 0.454 <b>Orlando Merced, S</b> OBP: 0.347, SLG: 0.462 (9, PH)	G5-4-3				1B		P4			3	0	1	0	0	0	2					
<b>Vinny Castilla, R</b> OBP: 0.304, SLG: 0.473 (1, 5)	F7				1B		P6			4	0	1	1	0	0	1					
<b>Brad Ausmus, R</b> OBP: 0.279, SLG: 0.341 <b>Darby Ward, L</b> OBP: 0.320, SLG: 0.473 <b>2B Adam Everett, R</b> (9, PR)					K		L7			3	0	0	0	0	2	3					
<b>Ron Villone, L</b> (1, 1)					K					2	0	0	0	0	1	2					
<b>Nelson Cruz, R</b> OBP: 0.200, SLG: 0.200 <b>Julio Lugo, R</b> OBP: 0.316, SLG: 0.382 (7, PH)					FC6-4		P3			2	0	0	0	0	0	1					
<b>Inning Stats</b>	R: 0 E: 0 K: 1 S: 16	H: 0 LOB: 1 BB: 1 P: 25	R: 0 E: 0 K: 0 S: 7	H: 0 LOB: 0 BB: 1 P: 14	R: 0 E: 0 K: 2 S: 12	H: 3 LOB: 2 BB: 1 P: 21	R: 2 E: 0 K: 1 S: 17	H: 1 LOB: 1 BB: 0 P: 15	R: 0 E: 0 K: 0 S: 8	H: 0 LOB: 1 BB: 1 P: 13	R: 0 E: 0 K: 1 S: 15	H: 0 LOB: 0 BB: 0 P: 23	R: 0 E: 0 K: 0 S: 8	H: 0 LOB: 1 BB: 1 P: 12	R: 0 E: 0 K: 1 S: 7	H: 0 LOB: 1 BB: 1 P: 15	1B: 3 2B: 0 3B: 0 HR: 1	SF: 0 SAC: 0 DP: 1 HBP: 0	WP: 0 PB: 0 SB: 0 CS: 0	PA: 36	
<b>PITCHER</b>	IP	WLS	BF	H	R	ER	SO	BB	IBB	HBP	BLK	WP	HR	S	P	ERA	WHIP				
<b>Elmer Dessens, R</b> ERA: 4.51 (1, 1)	6.0		26	4	2	2	5	5	0	0	0	0	1	71	116	3.00	1.500				
<b>Scott Sullivan, R</b> ERA: 3.53 (7, 1)	2.0	W	6	0	0	0	1	0	0	0	0	0	0	23	35	0.00	0.000				
<b>Danny Graves, R</b> ERA: 3.99 (9, 1)	1.0	S	4	0	0	0	1	1	0	0	0	0	0	7	15	0.00	1.000				

AB	30
R	2
H	4
RBI	2
BB	6
SO	7
LOB	14



Batter	1	2	3	4	5	6	7	8	9	AB	R	H	RBI	BB	SO	LOB	BOTTOM				
<b>Wilton Guerrero, S</b> OBP: 0.337, SLG: 0.363 (1, 5)	E		BB		K		F8			4	1	2	0	1	1	0	<b>Houston Astros @ Cincinnati Reds</b> Cinergy Field, Cincinnati, OH Mon Sep 03 2001, 1:15 PM EDT Att: 18,612 - Cloudy - 72 F				
<b>Brady Clark, R</b> OBP: 0.383, SLG: 0.475 (1, 7)	F8		BB		K		1B			2	0	0	0	3	1	1					
<b>Ken Griffey Jr., L</b> OBP: 0.382, SLG: 0.567 (1, 8)	F2				FC5-4		BB			4	0	2	0	1	1	3					
<b>Dmitri Young, S</b> OBP: 0.354, SLG: 0.486 (1, 3)	E6		G6-4-3		FC5-4		K			4	0	0	0	0	1	6					
<b>Ruben Rivera, R</b> OBP: 0.331, SLG: 0.442 <b>Sean Casey, L</b> OBP: 0.383, SLG: 0.488 (7, PH)	CS						FC5-4			2	1	1	1	1	1	1					
<b>Todd Walker, L</b> OBP: 0.355, SLG: 0.477 (1, 4)					G4-3		FC5-4			4	0	0	0	0	0	4					
<b>Pokey Reese, R</b> OBP: 0.295, SLG: 0.359 (1, 6)					FC6-4		S			3	1	3	0	1	0	0					
<b>Jason LaRue, R</b> OBP: 0.305, SLG: 0.413 (1, 2)					FC6-4		BB			3	0	0	0	1	0	3					
<b>Elmer Dessens, R</b> OBP: 0.176, SLG: 0.125 <b>Kelly Starnett, R</b> OBP: 0.333, SLG: 0.460 <b>Adam Lavin, R</b> OBP: 0.276, SLG: 0.343 <b>Scott Sullivan, R</b> OBP: 0.091, SLG: 0.091 <b>Calvin Pickering, L</b> OBP: 0.500, SLG: 0.500 <b>Danny Graves, R</b> OBP: 0.350, SLG: 1.000 (9, 1)	G4-3				K		L6			2	0	0	0	0	1	2					
<b>Inning Stats</b>	R: 0 E: 1 K: 0 S: 13	H: 2 LOB: 1 BB: 0 P: 16	R: 1 E: 0 K: 0 S: 11	H: 2 LOB: 1 BB: 0 P: 16	R: 1 E: 0 K: 1 S: 12	H: 1 LOB: 1 BB: 2 P: 24	R: 0 E: 0 K: 1 S: 8	H: 0 LOB: 1 BB: 1 P: 14	R: 0 E: 0 K: 2 S: 9	H: 1 LOB: 1 BB: 0 P: 13	R: 0 E: 0 K: 0 S: 14	H: 1 LOB: 2 BB: 2 P: 27	R: 0 E: 0 K: 1 S: 19	H: 1 LOB: 3 BB: 2 P: 30	R: 1 E: 1 K: 1 S: 9	H: 3 LOB: 2 BB: 1 P: 15		1B: 7 2B: 1 3B: 0 HR: 1	SF: 0 SAC: 0 DP: 1 HBP: 0	WP: 0 PB: 0 SB: 2 CS: 1	PA: 40
<b>PITCHER</b>	IP	WLS	BF	H	R	ER	SO	BB	IBB	HBP	BLK	WP	HR	S	P	ERA	WHIP				
<b>Ron Villone, L</b> ERA: 5.59 (1, 1)	5.2		26	4	2	2	4	6	0	0	0	0	0	65	117	3.18	1.941				
<b>Nelson Cruz, R</b> ERA: 3.64 (6, 1)	0.1	L	10	4	1	1	1	2	0	0	0	0	0	24	36	5.40	3.600				
<b>Octavio Dotel, R</b> ERA: 2.29 (8, 1)	0.1		2	0	0	0	1	1	0	0	0	0	0	4	9	0.00	3.000				

AB	30
R	3
H	9
RBI	2
BB	9
SO	6
LOB	22





Batter	1	2	3	4	5	6	7	8	9	AB	R	H	RBI	BB	SO	LOB	TOP										
<b>Craig Biggio, R</b> (1, 4) OBP: 0.378, SLG: 0.460 <b>Chris Truby, R</b> (8, PH) OBP: 0.287, SLG: 0.441 <b>Nelson Cruz, R</b> (8, 1) OBP: 0.200, SLG: 0.200	F9	K		SF8-5-4		F8		2B		3	0	1	0	1	1		<b>Houston Astros @ Cincinnati Reds</b> Cinergy Field, Cincinnati, OH Wed Sep 05 2001, 7:05 PM EDT Att: 16,001 - Sunny - 80 F										
<b>Jose Vizcaino, S</b> (1, 6) OBP: 0.325, SLG: 0.350	P6		F7		F9 FC1-5-2	2B		K		5	1	2	0	0	1												
<b>Orlando Merced, S</b> (1, 9) OBP: 0.341, SLG: 0.450	K		K		F9				G3	5	0	1	1	0	2	1											
<b>17 Lance Berkman, S</b> (1, 7) OBP: 0.428, SLG: 0.624		1B HR	P6		FC1-5-2	2B		G1-6-3	P6	4	2	0	0	1	0	2											
<b>Daryle Ward, L</b> (1, 3) OBP: 0.335, SLG: 0.484	K			2B	2B	2B		P4		4	2	2	1	1	1	1											
<b>Richard Hidalgo, R</b> (1, 8) OBP: 0.357, SLG: 0.455	HR	1B		2B	1B	2B		G3	P4	3	3	1	0	2	0	1											
<b>Vinny Castilla, R</b> (1, 5) OBP: 0.313, SLG: 0.490		HR		1B	2B	2B		F2		4	2	3	6	0	0	0											
<b>Brad Ausmus, R</b> (1, 2) OBP: 0.280, SLG: 0.341	G5-3			1B	2B	1B		P4		4	0	2	1	0	0	0											
<b>Dave Milicki, R</b> (1, 1) OBP: 0.100, SLG: 0.100 <b>2B Adam Everett, R</b> (8, PH)		1B		SH1-4		G3		F6		2	0	1	0	0	0	0											
		1B		SH1-4		G3		F6		1	0	0	0	0	0	0											
<b>Inning Stats</b>	R: 0 E: 0 K: 1 S: 8	H: 0 LOB: 0 BB: 0 P: 13	R: 3 E: 0 K: 2 S: 22	H: 3 LOB: 1 BB: 1 P: 31	R: 0 E: 0 K: 1 S: 5	H: 0 LOB: 0 BB: 0 P: 8	R: 3 E: 0 K: 0 S: 12	H: 3 LOB: 0 BB: 1 P: 17	R: 3 E: 0 K: 0 S: 15	H: 4 LOB: 2 BB: 1 P: 23	R: 1 E: 0 K: 0 S: 13	H: 2 LOB: 1 BB: 0 P: 23	R: 0 E: 0 K: 0 S: 5	H: 0 LOB: 0 BB: 0 P: 7	R: 0 E: 0 K: 1 S: 13	H: 1 LOB: 1 BB: 0 P: 18	R: 0 E: 0 K: 0 S: 5	H: 0 LOB: 1 BB: 1 P: 13	1B: 5 2B: 8 3B: 0 HR: 1	SF: 1 SAC: 1 DP: 1 HBP: 0	WP: 0 PB: 0 SB: 0 CS: 0	PA: 42					
<b>PITCHER</b>	IP	WLS	BF	H	R	ER	SO	BB	IBB	HBP	BLK	WP	HR	S	P	ERA	WHIP										
<b>Chris Reitsma, R</b> (1, 1) ERA: 5.03	4.2	L	23	8	8	8	4	2	0	0	0	0	1	54	79	15.43	2.143										
<b>Jim Brower, R</b> (5, 1) ERA: 3.91	1.1		8	4	2	2	0	1	0	0	0	0	0	21	36	13.50	3.750										
<b>Jose Rijo, R</b> (7, 1) ERA: 2.45	3.0		11	1	0	0	1	1	0	0	0	0	0	23	38	0.00	0.667										

AB	36
R	10
H	13
RBI	10
BB	4
SO	5
LOB	7



Batter	1	2	3	4	5	6	7	8	9	AB	R	H	RBI	BB	SO	LOB	BOTTOM										
<b>Pokey Reese, R</b> (1, 6) OBP: 0.292, SLG: 0.354	F7		F8	G6-3			F8		F9	5	0	0	0	0	0	0	<b>Houston Astros @ Cincinnati Reds</b> Cinergy Field, Cincinnati, OH Wed Sep 05 2001, 7:05 PM EDT Att: 16,001 - Sunny - 80 F										
<b>Robin Jennings, L</b> (1, 9) OBP: 0.281, SLG: 0.400	1B	2B	G3		P6		K		P5	5	0	1	0	0	1	0											
<b>Adam Dunn, L</b> (1, 7) OBP: 0.372, SLG: 0.572	K		1B	2B	HBP	1B	2B		K	3	2	1	0	0	2	1											
<b>Sean Casey, L</b> (1, 3) OBP: 0.383, SLG: 0.487	1B		2B	1B		1B		F7		4	1	3	1	0	0	0											
<b>Aaron Boone, R</b> (1, 5) OBP: 0.354, SLG: 0.500		G6-3		2B		K		1B	1B	4	0	2	2	0	1	1											
<b>Todd Walker, L</b> (1, 4) OBP: 0.358, SLG: 0.476	F9		BB		K		K		1B	3	0	1	0	1	1	1											
<b>Ruben Rivera, R</b> (1, 8) OBP: 0.333, SLG: 0.447			K			K		G6-3	1B	4	0	2	0	0	2	2											
<b>Jason LaRue, R</b> (1, 2) OBP: 0.302, SLG: 0.407	E6		K		K		F2		G6-3	4	0	0	0	0	1	4											
<b>Chris Reitsma, R</b> (1, 1) OBP: 0.160, SLG: 0.128 <b>Jim Brower, R</b> (5, 1) OBP: 0.333, SLG: 0.375 <b>Calvin Pickering, L</b> (6, PH) OBP: 0.250, SLG: 0.250 <b>Jose Rijo, R</b> (7, 1) OBP: 0.377, SLG: 0.466 <b>Brady Clark, R</b> (9, PH)		FC6-4		L3		K		G5-3		2	0	0	0	0	0	2											
		FC6-4		L3		K		G5-3		0	0	0	0	0	0	0											
		FC6-4		L3		K		G5-3		1	0	0	0	0	0	0											
		FC6-4		L3		K		G5-3		1	0	0	0	0	0	0											
<b>Inning Stats</b>	R: 0 E: 1 K: 0 S: 9	H: 2 LOB: 2 BB: 0 P: 16	R: 0 E: 1 K: 0 S: 10	H: 1 LOB: 2 BB: 0 P: 14	R: 2 E: 0 K: 1 S: 14	H: 2 LOB: 2 BB: 1 P: 24	R: 0 E: 0 K: 1 S: 7	H: 0 LOB: 0 BB: 0 P: 11	R: 1 E: 0 K: 2 S: 10	H: 2 LOB: 1 BB: 0 P: 12	R: 0 E: 0 K: 2 S: 9	H: 0 LOB: 0 BB: 0 P: 12	R: 0 E: 0 K: 0 S: 7	H: 0 LOB: 0 BB: 0 P: 9	R: 0 E: 0 K: 0 S: 7	H: 3 LOB: 2 BB: 0 P: 9	R: 0 E: 0 K: 0 S: 8	H: 0 LOB: 0 BB: 0 P: 12	1B: 6 2B: 4 3B: 0 HR: 0	SF: 0 SAC: 0 DP: 1 HBP: 1	WP: 0 PB: 0 SB: 0 CS: 0	PA: 38					
<b>PITCHER</b>	IP	WLS	BF	H	R	ER	SO	BB	IBB	HBP	BLK	WP	HR	S	P	ERA	WHIP										
<b>Dave Milicki, R</b> (1, 1) ERA: 6.19	7.0	W	30	7	3	3	9	1	0	1	0	0	0	66	98	3.86	1.143										
<b>Nelson Cruz, R</b> (8, 1) ERA: 3.74	2.0		8	3	0	0	0	0	0	0	0	0	0	15	21	0.00	1.500										



Batter	1	2	3	4	5	6	7	8	9	AB	R	H	RBI	BB	SO	LOB	TOP		
Todd Walker, L (1.4) OBP: 0.360, SLG: 0.480	1-1 2B		2-2 G3	3-2 1B			2-2 2B 1B	1-3 K		5	1	3	2	0	1	0	<b>Cincinnati Reds @ Pittsburgh Pirates</b> PNC Park, Pittsburgh, PA Thu Sep 06 2001, 7:05 PM EDT Att: 20,683 - Sunny - 75 F		
Adam Dunn, L (1.9) OBP: 0.373, SLG: 0.565	0-1 G1-3			1-3 2H 3H 1B			4-1 2B BB	0-3 K		4	2	1	0	1	1	3			
Ken Griffey Jr., L (1.8) OBP: 0.381, SLG: 0.566	0-1 G5-3			0-1 L9	0-1 G4-3		1-0 SH1-3 1H 2H SF8 2B	2-3 K		5	1	1	2	0	1	2			
Sean Casey, L (1.3) OBP: 0.381, SLG: 0.483	0-1 G4-3			2-0 E4 1B	2-2 G4-3		4-0 SF8 SH1-3 BB	0-1 G6-3		4	1	0	0	1	0	2			
Aaron Boone, R (1.5) OBP: 0.358, SLG: 0.503		0-1 F9 1B		3-2 1B 1B	1-0 1B		1-1 SH1-3	1-3 K		4	1	3	1	0	1	0			
Dmitri Young, S (1.7) OBP: 0.352, SLG: 0.481	2-2 F9			1-3 3H 2-1 1B	3-1 F9		4-0 IBB			3	0	1	1	1	0	2			
Scott Sullivan, R (7.1)										0	0	0	0	0	0	0			
Danny Graves, R (9.1) OBP: 0.250, SLG: 1.000	1-2 F9			1-3 FC1-2 1B						0	0	0	0	0	0	0			
Pokey Reese, R (1.6) OBP: 0.292, SLG: 0.354	0-1 P6			2-1 FC1-2 1B		1-2 G6-3	0-1 SF8			3	1	1	2	0	0	0			
Jason LaRue, R (1.2) OBP: 0.298, SLG: 0.402			1-0 F8	1-3 FC1-2 1B		2-3 K	1-1 F7			4	1	0	0	0	1	4			
Jose Acevedo, R (1.1) OBP: 0.115, SLG: 0.154			3-2 G5-3	4-2 1B		1-1 F8		2-3 K		1	0	0	0	0	0	0			
51 Scott MacRae, R (3.1)										0	0	0	0	0	0	0			
Brady Clark, R (4. PH) OBP: 0.382, SLG: 0.466				1-2 1B						0	0	0	0	1	0	0			
Jim Brower, R (4.1) OBP: 0.320, SLG: 0.360										1	0	0	0	0	0	0			
Ruben Rivera, R (7.9) OBP: 0.332, SLG: 0.445				1-2 BB						1	0	0	0	0	1	0			
<b>Inning Stats</b>	R: 0 E: 0 K: 0 S: 8	H: 1 LOB: 1 BB: 0 P: 9	R: 0 E: 0 K: 0 S: 7	H: 1 LOB: 0 BB: 0 P: 9	R: 0 E: 0 K: 0 S: 8	H: 0 LOB: 0 BB: 0 P: 14	R: 5 E: 1 K: 0 S: 25	H: 5 LOB: 2 BB: 1 P: 44	R: 0 E: 0 K: 1 S: 9	H: 0 LOB: 1 BB: 0 P: 13	R: 3 E: 0 K: 0 S: 11	H: 2 LOB: 2 BB: 3 P: 28	R: 0 E: 0 K: 3 S: 9	H: 0 LOB: 0 BB: 0 P: 12	R: 0 E: 0 K: 2 S: 9	H: 0 LOB: 0 BB: 0 P: 12	1B: 8 2B: 2 3B: 0 HR: 0	SF: 1 SAC: 1 DP: 0 HBP: 0	WP: 0 PA: 41 PB: 0 SB: 1 CS: 0
<b>PITCHER</b>	IP WLS BF H R ER SO BB IBB HBP BLK WP HR S P ERA WHIP	IP WLS BF H R ER SO BB IBB HBP BLK WP HR S P ERA WHIP	IP WLS BF H R ER SO BB IBB HBP BLK WP HR S P ERA WHIP	IP WLS BF H R ER SO BB IBB HBP BLK WP HR S P ERA WHIP	IP WLS BF H R ER SO BB IBB HBP BLK WP HR S P ERA WHIP	IP WLS BF H R ER SO BB IBB HBP BLK WP HR S P ERA WHIP	IP WLS BF H R ER SO BB IBB HBP BLK WP HR S P ERA WHIP	IP WLS BF H R ER SO BB IBB HBP BLK WP HR S P ERA WHIP	IP WLS BF H R ER SO BB IBB HBP BLK WP HR S P ERA WHIP	IP WLS BF H R ER SO BB IBB HBP BLK WP HR S P ERA WHIP	IP WLS BF H R ER SO BB IBB HBP BLK WP HR S P ERA WHIP	IP WLS BF H R ER SO BB IBB HBP BLK WP HR S P ERA WHIP	IP WLS BF H R ER SO BB IBB HBP BLK WP HR S P ERA WHIP	IP WLS BF H R ER SO BB IBB HBP BLK WP HR S P ERA WHIP	IP WLS BF H R ER SO BB IBB HBP BLK WP HR S P ERA WHIP	IP WLS BF H R ER SO BB IBB HBP BLK WP HR S P ERA WHIP	IP WLS BF H R ER SO BB IBB HBP BLK WP HR S P ERA WHIP		
Dave Williams, L (1.1) ERA: 3.91	3.2	19	7	5	2	0	1	0	0	0	0	0	0	45	72	4.91	2.182		
Joe Beigel, L (4.1) ERA: 5.33	2.1	8	1	0	0	1	0	0	0	0	0	0	0	20	31	0.00	0.429		
Rich Loiselle, R (7.1) ERA: 13.15	0.1	L 6	2	3	3	0	2	1	0	0	0	0	0	7	23	81.00	12.000		
Josias Manzanillo, R (7.1) ERA: 3.36	1.2	5	0	0	0	3	0	0	0	0	0	0	0	13	17	0.00	0.000		
Scott Sauerbeck, L (9.1) ERA: 5.2	1.0	3	0	0	0	2	0	0	0	0	0	0	0	9	12	0.00	0.000		



Batter	1	2	3	4	5	6	7	8	9	AB	R	H	RBI	BB	SO	LOB	BOTTOM		
Chad Hermansen, R (1.8) OBP: 0.100, SLG: 0.200	1-1 SH5-3 1B 2B	1-0 G1-3		0-3 K2-3			3-3 K	1-1 G6-3		5	1	1	0	0	2	3	<b>Cincinnati Reds @ Pittsburgh Pirates</b> PNC Park, Pittsburgh, PA Thu Sep 06 2001, 7:05 PM EDT Att: 20,683 - Sunny - 75 F		
Rob Mackowiak, L (1.9) OBP: 0.341, SLG: 0.410	0-1 SH5-3		0-1 1B E	0-0 G1-4-3			2-3 K	0-2 F7		4	1	1	0	0	1	2			
Aramis Ramirez, R (1.5) OBP: 0.361, SLG: 0.554	0-1 1B		0-1 1B E	2-2 G1-3			0-1 G4-3 1B	0-1 F7		5	2	3	1	0	0	0			
Brian Giles, L (1.7) OBP: 0.398, SLG: 0.605	1-2 P6		2-2 F8		1-0 G4-3		2-0 G4-3	0-0 G6-3		5	0	0	0	0	0	4			
1B Jason Kendall, R (1.2) OBP: 0.337, SLG: 0.372	0-1 G5-3		0-0 E5	1-3 2H 3H 1B			0-1 F8	0-1 G3		5	1	2	2	0	0	1			
Warren Morris, L (1.4) OBP: 0.233, SLG: 0.321		0-0 F7	2-2 E3		0-0 G6-3		2-2 F8			4	0	0	1	0	0	1			
Kevin Young, R (1.3) OBP: 0.312, SLG: 0.410		0-2 G3 2B 1B		0-2 F9			0-0 SH5-3 2B	1-1 1B		3	1	2	0	0	0	1			
2 Jack Wilson, R (1.6) OBP: 0.267, SLG: 0.315		3-1 G3	4-1 BB				0-0 SH5-3	0-1 HBP		1	0	0	0	1	0	1			
Abraham Nunez, S (7. PH) OBP: 0.326, SLG: 0.338		1-2 G3					2-3 SH5-3			1	0	0	0	0	0	2			
Dave Williams, L (1.1) OBP: 0.143, SLG: 0.214		0-2 2B		1-3 K			4-2 BB	1-3 K		2	0	1	1	0	1	2			
Joe Beigel, L (4.1) ERA: 5.33	2.1	8	1	0	0	1	0	0	0	0	0	0	0	20	31	0.00	0.429		
Gary Mathews, S (5. PH) OBP: 0.280, SLG: 0.280	0.2	3	0	0	0	1	0	0	0	0	0	0	0	7	12	0.00	1.500		
Rich Loiselle, R (7.1) ERA: 13.15	3.0	W 11	1	0	0	3	1	0	0	0	0	0	0	20	32	0.00	0.667		
Jim Brower, R (4.1) ERA: 3.81	2.0	H 9	2	1	1	1	0	0	0	0	0	0	0	20	27	4.50	1.000		
Scott Sullivan, R (7.1) ERA: 3.85	1.0	S 3	0	0	0	0	0	0	0	0	0	0	0	5	5	0.00	0.000		
Danny Graves, R (9.1) ERA: 3.93	1.0	S 3	0	0	0	0	0	0	0	0	0	0	0	5	5	0.00	0.000		
<b>Inning Stats</b>	R: 1 E: 0 K: 0 S: 11	H: 2 LOB: 1 BB: 0 P: 13	R: 1 E: 0 K: 0 S: 10	H: 2 LOB: 1 BB: 0 P: 14	R: 3 E: 2 K: 1 S: 20	H: 3 LOB: 2 BB: 1 P: 29	R: 0 E: 0 K: 1 S: 7	H: 0 LOB: 0 BB: 0 P: 9	R: 0 E: 0 K: 2 S: 10	H: 1 LOB: 2 BB: 1 P: 19	R: 1 E: 0 K: 0 S: 12	H: 2 LOB: 2 BB: 0 P: 17	R: 0 E: 0 K: 1 S: 8	H: 0 LOB: 0 BB: 0 P: 10	R: 0 E: 0 K: 0 S: 5	H: 0 LOB: 0 BB: 0 P: 5	1B: 7 2B: 3 3B: 0 HR: 0	SF: 0 SAC: 2 DP: 0 HBP: 1	WP: 0 PA: 41 PB: 0 SB: 0 CS: 0
<b>PITCHER</b>	IP WLS BF H R ER SO BB IBB HBP BLK WP HR S P ERA WHIP	IP WLS BF H R ER SO BB IBB HBP BLK WP HR S P ERA WHIP	IP WLS BF H R ER SO BB IBB HBP BLK WP HR S P ERA WHIP	IP WLS BF H R ER SO BB IBB HBP BLK WP HR S P ERA WHIP	IP WLS BF H R ER SO BB IBB HBP BLK WP HR S P ERA WHIP	IP WLS BF H R ER SO BB IBB HBP BLK WP HR S P ERA WHIP	IP WLS BF H R ER SO BB IBB HBP BLK WP HR S P ERA WHIP	IP WLS BF H R ER SO BB IBB HBP BLK WP HR S P ERA WHIP	IP WLS BF H R ER SO BB IBB HBP BLK WP HR S P ERA WHIP	IP WLS BF H R ER SO BB IBB HBP BLK WP HR S P ERA WHIP	IP WLS BF H R ER SO BB IBB HBP BLK WP HR S P ERA WHIP	IP WLS BF H R ER SO BB IBB HBP BLK WP HR S P ERA WHIP	IP WLS BF H R ER SO BB IBB HBP BLK WP HR S P ERA WHIP	IP WLS BF H R ER SO BB IBB HBP BLK WP HR S P ERA WHIP	IP WLS BF H R ER SO BB IBB HBP BLK WP HR S P ERA WHIP	IP WLS BF H R ER SO BB IBB HBP BLK WP HR S P ERA WHIP	IP WLS BF H R ER SO BB IBB HBP BLK WP HR S P ERA WHIP		
Joe Beigel, L (4.1) ERA: 5.33	2.1	8	1	0	0	1	0	0	0	0	0	0	0	20	31	0.00	0.429		
51 Scott MacRae, R (3.1) ERA: 2.69	0.2	3	0	0	0	1	0	0	0	0	0	0	0	7	12	0.00	1.500		
Jim Brower, R (4.1) ERA: 3.81	3.0	W 11	1	0	0	3	1	0	0	0	0	0	0	20	32	0.00	0.667		
Scott Sullivan, R (7.1) ERA: 3.85	2.0	H 9	2	1	1	1	0	0	0	0	0	0	0	20	27	4.50	1.000		
Danny Graves, R (9.1) ERA: 3.93	1.0	S 3	0	0	0	0	0	0	0	0	0	0	0	5	5	0.00	0.000		



Batter	1	2	3	4	5	6	7	8	9	AB	R	H	RBI	BB	SO	LOB	TOP			
Todd Walker, L (1,4) OBP: 0.359, SLG: 0.478	L3		1B WP		G3		K			4	1	1	0	0	1	0	<b>Cincinnati Reds @ Pittsburgh Pirates</b> PNC Park, Pittsburgh, PA Fri Sep 07 2001, 7:05 PM EDT Att: 33,800 - Sunny - 82 F			
Dmitri Young, S (1,7) OBP: 0.353, SLG: 0.481	1B		G4-3 WP 1B		G6-3			P4		4	0	2	0	0	0	0				
Ken Griffey Jr., L (1,8) OBP: 0.380, SLG: 0.562	F7		K		1B			G3		4	0	1	0	0	1	2				
Sean Casey, L (1,3) OBP: 0.380, SLG: 0.481	F7		G4-3		F9			1B		4	0	1	0	0	0	3				
Aaron Boone, R (1,5) OBP: 0.355, SLG: 0.497		K	K			K		F8		4	0	0	0	0	3	2				
Adam Dunn, L (1,9) OBP: 0.371, SLG: 0.557		E 1B		F5		G3		F5		4	0	1	0	0	0	0				
Pokey Reese, R (1,6) OBP: 0.289, SLG: 0.351		FC6		L6		G6-3		G6-3		4	0	0	0	0	0	1				
Corky Miller, R (1,2) OBP: 0.286, SLG: 0.167		K		FC6-4 1B		F6		G6-3		3	0	1	0	0	1	2				
Brady Clark, R (9, PH) OBP: 0.379, SLG: 0.462		K		FC6-4 1B		F8				1	0	0	0	0	0	0				
59 Lance Davis, R (1,1) OBP: 0.143, SLG: 0.179		K		FC6-4 1B		F8				2	0	0	0	0	1	3				
51 Scott MacRae, R (6,1) OBP: 0.258, SLG: 0.395										0	0	0	0	0	0	0				
Robin Jennings, L (7, PH) OBP: 0.258, SLG: 0.395										1	0	0	0	0	0	0				
Chris Piersoll, R (7,1) OBP: 0.258, SLG: 0.395										0	0	0	0	0	0	0				
<b>Inning Stats</b>	R: 0 E: 0 K: 0 S: 8	H: 1 LOB: 1 BB: 0 P: 12	R: 0 E: 1 K: 3 S: 14	H: 1 LOB: 2 BB: 0 P: 17	R: 1 E: 0 K: 2 S: 11	H: 2 LOB: 1 BB: 0 P: 15	R: 0 E: 0 K: 0 S: 9	H: 1 LOB: 1 BB: 0 P: 14	R: 0 E: 0 K: 1 S: 7	H: 0 LOB: 0 BB: 0 P: 13	R: 0 E: 0 K: 1 S: 7	H: 0 LOB: 0 BB: 0 P: 9	R: 0 E: 0 K: 0 S: 10	H: 1 LOB: 1 BB: 0 P: 14	R: 0 E: 0 K: 0 S: 8	H: 0 LOB: 0 BB: 0 P: 11	1B: 7 2B: 0 3B: 0 HR: 0	SF: 0 SAC: 0 DP: 0 HBP: 0	WP: 1 PB: 0 SB: 0 CS: 0	PA: 35
<b>PITCHER</b>	IP WLS BF H R ER SO BB IBB HBP BLK WP HR S P ERA WHIP																			
Tony McKnight, R (1,1) ERA: 3.75	6.2 W 27 6 1 1 6 0 0 0 0 1 0 59 81 1.35 0.900																			
Scott Sauerbeck, L (7,1) ERA: 5.1	1.0 H 4 1 0 0 1 0 0 0 0 0 0 13 19 0.00 1.000																			
Omar Olivares, R (8,1) ERA: 6.03	1.1 S 4 0 0 0 0 0 0 0 0 0 0 9 12 0.00 0.000																			

AB 35  
R 1  
H 7  
RBI 0  
BB 0  
SO 7  
LOB 13



Batter	1	2	3	4	5	6	7	8	9	AB	R	H	RBI	BB	SO	LOB	BOTTOM			
Chad Hermansen, R (1,9) OBP: 0.143, SLG: 0.214	1B		F8		K		F7			4	0	1	0	0	1	3	<b>Cincinnati Reds @ Pittsburgh Pirates</b> PNC Park, Pittsburgh, PA Fri Sep 07 2001, 7:05 PM EDT Att: 33,800 - Sunny - 82 F			
Gary Matthews, S (1,8) OBP: 0.324, SLG: 0.372	K			1B		BB 1B	K			4	1	2	0	0	2	1				
Brian Giles, L (1,7) OBP: 0.397, SLG: 0.602	L8			P6		18 HBP 1B G6-4-3 BB		F9		3	1	0	0	1	0	2				
Aramis Ramirez, R (1,5) OBP: 0.360, SLG: 0.552	G6-3			F9		G6-4-3 18 HBP 1B		K		4	0	1	1	0	1	2				
1B Jason Kendall, R (1,2) OBP: 0.340, SLG: 0.372		CS BB		G6-3		G6-4-3 HBP		1B		2	0	1	0	1	0	1				
Kevin Young, R (1,3) OBP: 0.311, SLG: 0.411	F7			G6-3		G6-4-3 1B		K		4	0	1	0	0	1	4				
Mendy López, R (1,4) OBP: 0.243, SLG: 0.265				G6-3		G6-3 2B				3	0	0	0	0	1	3				
Scott Sauerbeck, R (7,1) ERA: 2.55				K		G6-3				0	0	0	0	0	0	0				
Omar Olivares, R (8,1) OBP: 0.222, SLG: 0.407				K		G6-3				0	0	0	0	0	0	0				
2 Jack Wilson, R (1,6) OBP: 0.264, SLG: 0.312			K		G1-3		F8			3	0	0	0	0	1	1				
Tony McKnight, L (1,1) ERA: 1.8			K							1	0	0	0	1	1	0				
Abraham Nunez, S (7,4) OBP: 0.328, SLG: 0.338			K				S BB			0	1	0	0	1	0	0				
<b>Inning Stats</b>	R: 0 E: 0 K: 1 S: 11	H: 1 LOB: 1 BB: 0 P: 16	R: 0 E: 0 K: 1 S: 5	H: 0 LOB: 0 BB: 1 P: 12	R: 0 E: 0 K: 2 S: 8	H: 0 LOB: 0 BB: 0 P: 12	R: 0 E: 0 K: 0 S: 10	H: 1 LOB: 1 BB: 0 P: 16	R: 0 E: 0 K: 1 S: 14	H: 1 LOB: 1 BB: 1 P: 24	R: 2 E: 0 K: 0 S: 7	H: 2 LOB: 1 BB: 1 P: 17	R: 1 E: 0 K: 1 S: 9	H: 0 LOB: 0 BB: 1 P: 18	R: 0 E: 0 K: 2 S: 12	H: 1 LOB: 1 BB: 0 P: 15	1B: 5 2B: 1 3B: 0 HR: 0	SF: 0 SAC: 0 DP: 1 HBP: 1	WP: 0 PB: 0 SB: 1 CS: 1	PA: 33
<b>PITCHER</b>	IP WLS BF H R ER SO BB IBB HBP BLK WP HR S P ERA WHIP																			
59 Lance Davis, L (1,1) ERA: 4.98	5.0 L 22 5 2 2 5 3 0 0 0 0 0 0 4 8 3.60 1.600																			
51 Scott MacRae, R (6,1) ERA: 2.55	1.0 3 0 0 0 0 0 0 0 1 0 0 0 4 8 0.00 0.000																			
Chris Piersoll, R (7,1) ERA: 1.8	2.0 8 1 1 0 3 1 0 0 0 0 0 0 21 33 0.00 1.000																			

AB 28  
R 3  
H 6  
RBI 1  
BB 4  
SO 8  
LOB 17




Batter	1	2	3	4	5	6	7	8	9	AB	R	H	RBI	BB	SO	LOB	TOP					
<b>Pokey Reese, R</b> OBP: 0.286, SLG: 0.347	G6-3	G4-3		FC6-4			G6-3		G5-3	5	0	0	0	0	0	3	<b>Cincinnati Reds @ Pittsburgh Pirates</b> PNC Park, Pittsburgh, PA Sat Sep 08 2001, 7:05 PM EDT Att: 38,638 - Sunny - 82 F					
<b>Dmitri Young, S</b> OBP: 0.351, SLG: 0.477	E1		G3		F5		G6-3			4	0	0	0	0	0	0						
<b>Ken Griffey Jr., L</b> OBP: 0.381, SLG: 0.560	L9		G4-6-3		FC5-4			G3		3	0	1	0	0	0	1						
<b>Sean Casey, L</b> OBP: 0.379, SLG: 0.479			G4-6-3		L8			K		4	0	1	0	0	1	2						
<b>Aaron Boone, R</b> OBP: 0.356, SLG: 0.497	G5-3				FC5-4			1B		4	1	2	0	0	0	3						
<b>Adam Dunn, L</b> OBP: 0.373, SLG: 0.554					L7					3	0	1	0	0	1	1						
<b>Todd Walker, L</b> OBP: 0.360, SLG: 0.480					FC6-4			F7		4	1	2	0	0	0	3						
<b>Jason LaRue, R</b> OBP: 0.295, SLG: 0.398			G1-3		FC6-4					4	0	0	1	0	0	2						
<b>Elmer Dessens, R</b> OBP: 0.208, SLG: 0.160										2	0	2	1	0	0	0						
<b>Jose Rijo, R</b> OBP: 0.376, SLG: 0.457										1	0	0	0	0	0	0						
<b>Brady Clark, R</b> OBP: 0.320, SLG: 0.360										0	0	0	0	0	0	0						
<b>Jim Brower, R</b> OBP: 0.341, SLG: 0.378										1	0	0	0	0	0	0						
<b>Wilton Guerrero, S</b> OBP: 0.341, SLG: 0.378										1	0	0	0	0	0	0						
<b>Inning Stats</b>	R: 0 E: 1 K: 0 S: 10	H: 1 LOB: 2 BB: 0 P: 19	R: 1 E: 0 K: 1 S: 11	H: 2 LOB: 1 BB: 0 P: 16	R: 0 E: 0 K: 0 S: 4	H: 0 LOB: 0 BB: 0 P: 8	R: 1 E: 0 K: 0 S: 13	H: 3 LOB: 2 BB: 0 P: 16	R: 0 E: 0 K: 0 S: 6	H: 1 LOB: 1 BB: 0 P: 10	R: 0 E: 0 K: 0 S: 9	H: 0 LOB: 0 BB: 0 P: 15	R: 0 E: 0 K: 0 S: 7	H: 0 LOB: 0 BB: 0 P: 11	R: 0 E: 0 K: 1 S: 10	H: 2 LOB: 2 BB: 0 P: 14	R: 0 E: 0 K: 0 S: 6	H: 0 LOB: 0 BB: 0 P: 8	1B: 8 2B: 1 3B: 0 HR: 0	SF: 0 SAC: 0 DP: 1 HBP: 2	WP: 0 PB: 0 SB: 0 CS: 1	PA: 37
<b>PITCHER</b> <b>Jimmy Anderson, L</b> ERA: 5.43	IP: 9.0 WLS: W BF: 37 H: 9 R: 2 ER: 2 SO: 2 BB: 0 IBB: 0 HBP: 2 BLK: 0 WP: 0 HR: 0 S: 76 P: 117 ERA: 2.00 WHIP: 1.000															<b>PITCHER</b>						


Batter	1	2	3	4	5	6	7	8	9	AB	R	H	RBI	BB	SO	LOB	BOTTOM											
<b>Abraham Nunez, S</b> OBP: 0.326, SLG: 0.336	G5-3		FC1-4-6				G4-3			2	0	0	0	0	0	1	<b>Cincinnati Reds @ Pittsburgh Pirates</b> PNC Park, Pittsburgh, PA Sat Sep 08 2001, 7:05 PM EDT Att: 38,638 - Sunny - 82 F											
<b>Warren Morris, L</b> OBP: 0.242, SLG: 0.345										2	0	1	0	0	0	0												
<b>Mendy López, R</b> OBP: 0.243, SLG: 0.265										0	0	0	0	0	0	0												
<b>Gary Matthews, S</b> OBP: 0.323, SLG: 0.369	G4-3		G4-6-3		G3					3	0	0	0	1	0	2												
<b>Brian Giles, L</b> OBP: 0.398, SLG: 0.601	F8									4	1	2	0	0	0	1												
<b>Aramis Ramirez, R</b> OBP: 0.359, SLG: 0.555										4	1	1	2	0	0	1												
<b>1B Jason Kendall, R</b> OBP: 0.339, SLG: 0.372										4	0	1	0	0	0	1												
<b>Rob Mackowiak, L</b> OBP: 0.350, SLG: 0.424										4	2	3	0	0	0	1												
<b>Kevin Young, R</b> OBP: 0.318, SLG: 0.420										1	1	1	2	3	0	0												
<b>2 Jack Wilson, R</b> OBP: 0.261, SLG: 0.308										4	0	0	0	0	0	6												
<b>Jimmy Anderson, L</b> OBP: 0.135, SLG: 0.102										3	0	1	0	0	0	1												
<b>Inning Stats</b>	R: 0 E: 0 K: 0 S: 4	H: 0 LOB: 0 BB: 0 P: 7	R: 0 E: 0 K: 0 S: 7	H: 1 LOB: 2 BB: 1 P: 16	R: 0 E: 0 K: 0 S: 8	H: 1 LOB: 1 BB: 0 P: 12	R: 0 E: 0 K: 0 S: 5	H: 1 LOB: 0 BB: 0 P: 9	R: 2 E: 0 K: 0 S: 15	H: 3 LOB: 1 BB: 0 P: 22	R: 3 E: 0 K: 0 S: 16	H: 3 LOB: 1 BB: 1 P: 28	R: 0 E: 0 K: 0 S: 5	H: 0 LOB: 0 BB: 1 P: 11	R: 0 E: 0 K: 0 S: 15	H: 1 LOB: 2 BB: 1 P: 28	1B: 6 2B: 2 3B: 0 HR: 2	SF: 0 SAC: 0 DP: 2 HBP: 0	WP: 0 PB: 0 SB: 1 CS: 1	PA: 36								
<b>PITCHER</b> <b>Elmer Dessens, R</b> ERA: 4.62	IP: 5.1 WLS: L BF: 24 H: 9 R: 5 ER: 5 SO: 5 BB: 1 IBB: 0 HBP: 0 BLK: 0 WP: 0 HR: 2 S: 46 P: 79 ERA: 8.44 WHIP: 1.875															<b>PITCHER</b>												
<b>Jose Rijo, R</b> ERA: 2.31	0.2	3	0	0	0	0	1	0	0	0	9	15	0.00	1.500														
<b>Jim Brower, R</b> ERA: 3.75	2.0	8	1	0	0	0	1	1	0	0	20	39	0.00	1.000														











Batter	1	2	3	4	5	6	7	8	9	AB R H RBI BB SO LOB	TOP																								
											<p style="text-align: center;"><b>Cincinnati Reds @ Chicago Cubs</b> Wrigley Field, Chicago, IL Tue Sep 11 2001, 7:05 PM CDT</p> <p style="text-align: right;"><a href="http://livebaseballscorecards.com">livebaseballscorecards.com</a></p> <p><b>AB 0</b> <b>R 0</b> <b>H 0</b> <b>RBI 0</b> <b>BB 0</b> <b>SO 0</b> <b>LOB 0</b></p> 																								
Inning Stats											1B: 0 SF: 0 WP: 0 PA: 0 2B: 0 SAC: 0 FB: 0 3B: 0 DP: 0 SB: 0 HR: 0 HBP: 0 CS: 0																								
PITCHER	IP	WLS	BF	H	R	ER	SO	BB	IBB	HBP	BLK	WP	HR	S	P	ERA	WHIP	PITCHER	IP	WLS	BF	H	R	ER	SO	BB	IBB	HBP	BLK	WP	HR	S	P	ERA	WHIP


Batter	1	2	3	4	5	6	7	8	9	AB R H RBI BB SO LOB	BOTTOM																								
											<p style="text-align: center;"><b>Cincinnati Reds @ Chicago Cubs</b> Wrigley Field, Chicago, IL Tue Sep 11 2001, 7:05 PM CDT</p> <p style="text-align: right;"><a href="http://livebaseballscorecards.com">livebaseballscorecards.com</a></p> <p><b>AB 0</b> <b>R 0</b> <b>H 0</b> <b>RBI 0</b> <b>BB 0</b> <b>SO 0</b> <b>LOB 0</b></p> 																								
Inning Stats											1B: 0 SF: 0 WP: 0 PA: 0 2B: 0 SAC: 0 FB: 0 3B: 0 DP: 0 SB: 0 HR: 0 HBP: 0 CS: 0																								
PITCHER	IP	WLS	BF	H	R	ER	SO	BB	IBB	HBP	BLK	WP	HR	S	P	ERA	WHIP	PITCHER	IP	WLS	BF	H	R	ER	SO	BB	IBB	HBP	BLK	WP	HR	S	P	ERA	WHIP


Batter	1	2	3	4	5	6	7	8	9	AB R H RBI BB SO LOB	TOP																								
												<p style="text-align: center;">Cincinnati Reds @ Chicago Cubs</p> <p style="text-align: center;">Wrigley Field, Chicago, IL</p> <p style="text-align: center;">Wed Sep 12 2001, 1:20 PM CDT</p> <p style="text-align: right;"><a href="http://livebaseballscorecards.com">livebaseballscorecards.com</a></p>																							
		<b>AB</b> 0 <b>R</b> 0 <b>H</b> 0 <b>RBI</b> 0 <b>BB</b> 0 <b>SO</b> 0 <b>LOB</b> 0																																	
																																			
Inning Stats											1B: 0 SF: 0 WP: 0 PA: 0 2B: 0 SAC: 0 FB: 0 3B: 0 DP: 0 SB: 0 HR: 0 HBP: 0 CS: 0																								
PITCHER	IP	WLS	BF	H	R	ER	SO	BB	IBB	HBP	BLK	WP	HR	S	P	ERA	WHIP	PITCHER	IP	WLS	BF	H	R	ER	SO	BB	IBB	HBP	BLK	WP	HR	S	P	ERA	WHIP


Batter	1	2	3	4	5	6	7	8	9	AB R H RBI BB SO LOB	BOTTOM																								
												<p style="text-align: center;">Cincinnati Reds @ Chicago Cubs</p> <p style="text-align: center;">Wrigley Field, Chicago, IL</p> <p style="text-align: center;">Wed Sep 12 2001, 1:20 PM CDT</p> <p style="text-align: right;"><a href="http://livebaseballscorecards.com">livebaseballscorecards.com</a></p>																							
													<b>AB</b> 0 <b>R</b> 0 <b>H</b> 0 <b>RBI</b> 0 <b>BB</b> 0 <b>SO</b> 0 <b>LOB</b> 0																						
																																			
Inning Stats											1B: 0 SF: 0 WP: 0 PA: 0 2B: 0 SAC: 0 FB: 0 3B: 0 DP: 0 SB: 0 HR: 0 HBP: 0 CS: 0																								
PITCHER	IP	WLS	BF	H	R	ER	SO	BB	IBB	HBP	BLK	WP	HR	S	P	ERA	WHIP	PITCHER	IP	WLS	BF	H	R	ER	SO	BB	IBB	HBP	BLK	WP	HR	S	P	ERA	WHIP


Batter	1	2	3	4	5	6	7	8	9	AB R H RBI BB SO LOB	TOP																								
											<p style="text-align: center;"><b>Cincinnati Reds @ Chicago Cubs</b> Wrigley Field, Chicago, IL Thu Sep 13 2001, 1:20 PM CDT</p> <p style="text-align: right;"><a href="http://livebaseballscorecards.com">livebaseballscorecards.com</a></p> <p><b>AB 0</b> <b>R 0</b> <b>H 0</b> <b>RBI 0</b> <b>BB 0</b> <b>SO 0</b> <b>LOB 0</b></p> 																								
<b>Inning Stats</b>										1B: 0 SF: 0 WP: 0 PA: 0 2B: 0 SAC: 0 FB: 0 3B: 0 DP: 0 SB: 0 HR: 0 HBP: 0 CS: 0																									
PITCHER	IP	WLS	BF	H	R	ER	SO	BB	IBB	HBP	BLK	WP	HR	S	P	ERA	WHIP	PITCHER	IP	WLS	BF	H	R	ER	SO	BB	IBB	HBP	BLK	WP	HR	S	P	ERA	WHIP


Batter	1	2	3	4	5	6	7	8	9	AB R H RBI BB SO LOB	BOTTOM																								
											<p style="text-align: center;"><b>Cincinnati Reds @ Chicago Cubs</b> Wrigley Field, Chicago, IL Thu Sep 13 2001, 1:20 PM CDT</p> <p style="text-align: right;"><a href="http://livebaseballscorecards.com">livebaseballscorecards.com</a></p> <p><b>AB 0</b> <b>R 0</b> <b>H 0</b> <b>RBI 0</b> <b>BB 0</b> <b>SO 0</b> <b>LOB 0</b></p> 																								
<b>Inning Stats</b>										1B: 0 SF: 0 WP: 0 PA: 0 2B: 0 SAC: 0 FB: 0 3B: 0 DP: 0 SB: 0 HR: 0 HBP: 0 CS: 0																									
PITCHER	IP	WLS	BF	H	R	ER	SO	BB	IBB	HBP	BLK	WP	HR	S	P	ERA	WHIP	PITCHER	IP	WLS	BF	H	R	ER	SO	BB	IBB	HBP	BLK	WP	HR	S	P	ERA	WHIP


Batter	1	2	3	4	5	6	7	8	9	AB R H RBI BB SO LOB	TOP																																		
											<b>Philadelphia Phillies @ Cincinnati Reds</b> Cinergy Field, Cincinnati, OH Fri Sep 14 2001, 7:05 PM EDT  <a href="http://livebaseballscorecards.com">livebaseballscorecards.com</a>																																		
																				<b>AB 0</b> <b>R 0</b> <b>H 0</b> <b>RBI 0</b> <b>BB 0</b> <b>SO 0</b> <b>LOB 0</b>																									
																																													
Inning Stats																				1B: 0 SF: 0 WP: 0 PA: 0 2B: 0 SAC: 0 PB: 0 3B: 0 DP: 0 SB: 0 HR: 0 HBP: 0 CS: 0																									
PITCHER										IP		WLS	BF	H	R	ER	SO	BB	IBB	HBP	BLK	WP	HR	S	P	ERA	WHIP	PITCHER	IP	WLS	BF	H	R	ER	SO	BB	IBB	HBP	BLK	WP	HR	S	P	ERA	WHIP

Batter	1	2	3	4	5	6	7	8	9	AB R H RBI BB SO LOB	BOTTOM																																		
											<b>Philadelphia Phillies @ Cincinnati Reds</b> Cinergy Field, Cincinnati, OH Fri Sep 14 2001, 7:05 PM EDT  <a href="http://livebaseballscorecards.com">livebaseballscorecards.com</a>																																		
																				<b>AB 0</b> <b>R 0</b> <b>H 0</b> <b>RBI 0</b> <b>BB 0</b> <b>SO 0</b> <b>LOB 0</b>																									
																																													
Inning Stats																				1B: 0 SF: 0 WP: 0 PA: 0 2B: 0 SAC: 0 PB: 0 3B: 0 DP: 0 SB: 0 HR: 0 HBP: 0 CS: 0																									
PITCHER										IP		WLS	BF	H	R	ER	SO	BB	IBB	HBP	BLK	WP	HR	S	P	ERA	WHIP	PITCHER	IP	WLS	BF	H	R	ER	SO	BB	IBB	HBP	BLK	WP	HR	S	P	ERA	WHIP

Batter	1	2	3	4	5	6	7	8	9	AB R H RBI BB SO LOB	TOP																																		
											<b>Philadelphia Phillies @ Cincinnati Reds</b> Cinergy Field, Cincinnati, OH Sat Sep 15 2001, 1:15 PM EDT <a href="http://livebaseballscorecards.com">livebaseballscorecards.com</a>																																		
																				<b>AB 0</b> <b>R 0</b> <b>H 0</b> <b>RBI 0</b> <b>BB 0</b> <b>SO 0</b> <b>LOB 0</b>																									
																																													
Inning Stats																				1B: 0 SF: 0 WP: 0 PA: 0 2B: 0 SAC: 0 FB: 0 3B: 0 DP: 0 SB: 0 HR: 0 HBP: 0 CS: 0																									
PITCHER										IP		WLS	BF	H	R	ER	SO	BB	IBB	HBP	BLK	WP	HR	S	P	ERA	WHIP	PITCHER	IP	WLS	BF	H	R	ER	SO	BB	IBB	HBP	BLK	WP	HR	S	P	ERA	WHIP

Batter	1	2	3	4	5	6	7	8	9	AB R H RBI BB SO LOB	BOTTOM																																		
											<b>Philadelphia Phillies @ Cincinnati Reds</b> Cinergy Field, Cincinnati, OH Sat Sep 15 2001, 1:15 PM EDT <a href="http://livebaseballscorecards.com">livebaseballscorecards.com</a>																																		
																				<b>AB 0</b> <b>R 0</b> <b>H 0</b> <b>RBI 0</b> <b>BB 0</b> <b>SO 0</b> <b>LOB 0</b>																									
																																													
Inning Stats																				1B: 0 SF: 0 WP: 0 PA: 0 2B: 0 SAC: 0 FB: 0 3B: 0 DP: 0 SB: 0 HR: 0 HBP: 0 CS: 0																									
PITCHER										IP		WLS	BF	H	R	ER	SO	BB	IBB	HBP	BLK	WP	HR	S	P	ERA	WHIP	PITCHER	IP	WLS	BF	H	R	ER	SO	BB	IBB	HBP	BLK	WP	HR	S	P	ERA	WHIP

Batter	1	2	3	4	5	6	7	8	9	AB R H RBI BB SO LOB	TOP																								
												<b>Philadelphia Phillies @ Cincinnati Reds</b> Cinergy Field, Cincinnati, OH Sun Sep 16 2001, 1:15 PM EDT <a href="http://livebaseballscorecards.com">livebaseballscorecards.com</a>																							
		<b>AB 0</b> <b>R 0</b> <b>H 0</b> <b>RBI 0</b> <b>BB 0</b> <b>SO 0</b> <b>LOB 0</b>																																	
																																			
Inning Stats		1B: 0 SF: 0 2B: 0 SAC: 0 3B: 0 DP: 0 HR: 0 HBP: 0	WP: 0 PA: 0 PB: 0 SB: 0 CS: 0																																
PITCHER	IP	WLS	BF	H	R	ER	SO	BB	IBB	HBP	BLK	WP	HR	S	P	ERA	WHIP	PITCHER	IP	WLS	BF	H	R	ER	SO	BB	IBB	HBP	BLK	WP	HR	S	P	ERA	WHIP

Batter	1	2	3	4	5	6	7	8	9	AB R H RBI BB SO LOB	BOTTOM																								
												<b>Philadelphia Phillies @ Cincinnati Reds</b> Cinergy Field, Cincinnati, OH Sun Sep 16 2001, 1:15 PM EDT <a href="http://livebaseballscorecards.com">livebaseballscorecards.com</a>																							
		<b>AB 0</b> <b>R 0</b> <b>H 0</b> <b>RBI 0</b> <b>BB 0</b> <b>SO 0</b> <b>LOB 0</b>																																	
																																			
Inning Stats		1B: 0 SF: 0 2B: 0 SAC: 0 3B: 0 DP: 0 HR: 0 HBP: 0	WP: 0 PA: 0 PB: 0 SB: 0 CS: 0																																
PITCHER	IP	WLS	BF	H	R	ER	SO	BB	IBB	HBP	BLK	WP	HR	S	P	ERA	WHIP	PITCHER	IP	WLS	BF	H	R	ER	SO	BB	IBB	HBP	BLK	WP	HR	S	P	ERA	WHIP

Batter	1	2	3	4	5	6	7	8	9	AB	R	H	RBI	BB	SO	LOB	TOP										
Eric Young Sr. R (1.4) OBP: 0.330, SLG: 0.397 Kyle Farnsworth, R (8.1)	F8		F9		F4		1B	P4		5	1	1	2	0	0	3											
Ricky Gutierrez, R (1.6) OBP: 0.352, SLG: 0.409 Ron Mahay, L (7.1) David Weathers, R (7.1) Delino DeShields, L (8.4) OBP: 0.336, SLG: 0.345	G6-3		G5-3		G1-3		E5		S	4	0	0	0	0	0	1											
Sammy Sosa, R (1.9) OBP: 0.426, SLG: 0.710	F7		G5-3		K		1B		K	5	0	1	1	0	2	1											
Rondell White, R (1.7) OBP: 0.366, SLG: 0.514 Corey Patterson, L (7, PR) OBP: 0.246, SLG: 0.354	F8		G3		E6		1B		K	3	0	0	0	1	0	0											
Matt Stairs, L (1.3) OBP: 0.358, SLG: 0.443 Ron Coomer, R (7, PH) OBP: 0.320, SLG: 0.395	HR		1B		F7		K		1B	3	1	2	1	0	0	1											
Michael Tucker, L (1.8) OBP: 0.318, SLG: 0.405	G4-3		F7		1B		2B		K	5	1	1	0	0	2	2											
Bill Mueller, S (1.5) OBP: 0.391, SLG: 0.446	1B		F8		F8		2B		FC4-6	4	1	3	0	0	0	0											
Joe Girardi, R (1.2) OBP: 0.312, SLG: 0.343	1B		G5-3		G5-3		K		FC4-6	4	0	2	0	0	1	2											
Jon Lieber, L (1.1) OBP: 0.183, SLG: 0.188 Jeff Fassero, L (6.1) Roosevelt Brown, L (7, PH) OBP: 0.309, SLG: 0.435 Augie Ojeda, S (7.6) OBP: 0.260, SLG: 0.292	G6-3		G6-3		1B		K		FC4-6	2	0	1	0	0	0	0											
<b>Inning Stats</b>	R: 0 E: 0 K: 0 S: 7	H: 0 LOB: 0 BB: 0 P: 10	R: 1 E: 0 K: 0 S: 8	H: 3 LOB: 2 BB: 0 P: 11	R: 0 E: 0 K: 0 S: 3	H: 0 LOB: 0 BB: 0 P: 6	R: 0 E: 0 K: 0 S: 7	H: 1 LOB: 1 BB: 0 P: 12	R: 0 E: 0 K: 0 S: 10	H: 1 LOB: 1 BB: 0 P: 16	R: 0 E: 1 K: 1 S: 8	H: 0 LOB: 1 BB: 0 P: 13	R: 3 E: 1 K: 3 S: 22	H: 4 LOB: 3 BB: 1 P: 35	R: 0 E: 0 K: 1 S: 8	H: 2 LOB: 2 BB: 0 P: 14	R: 1 E: 0 K: 3 S: 13	H: 2 LOB: 1 BB: 0 P: 17	1B: 10 2B: 2 3B: 0 HR: 1	SF: 0 SAC: 0 DP: 0 HBP: 0	WP: 0 PB: 0 SB: 1 CS: 0	PA: 42					
<b>PITCHER</b>	IP	WLS	BF	H	R	ER	SO	BB	IBB	HBP	BLK	WP	HR	S	P	ERA	WHIP										
Elmer Dessens, R (1.1) ERA: 4.61	6.1		26	7	3	3	2	0	0	0	0	0	1	50	78	4.26	1.105										
Scott Sullivan, R (7.1) ERA: 3.57	0.1	B	5	2	1	0	1	1	0	0	0	0	0	12	21	0.00	9.000										
Dennys Reyes, L (7.1) ERA: 4.74	0.2		3	1	0	0	2	0	0	0	0	0	0	7	10	0.00	1.500										
Jose Rijo, R (8.1) ERA: 2.19	0.2		3	1	0	0	0	0	0	0	0	0	0	4	8	0.00	1.500										
Danny Graves, R (9.1) ERA: 4.05	1.0	W	5	2	1	1	3	0	0	0	0	0	0	13	17	9.00	2.000										

Chicago Cubs @ Cincinnati Reds  
Cinergy Field, Cincinnati, OH  
Tue Sep 18 2001, 7:05 PM EDT  
Att: 21,304 - Cloudy - 71 F

AB	41
R	5
H	13
RBI	5
BB	1
SO	8
LOB	18



Batter	1	2	3	4	5	6	7	8	9	AB	R	H	RBI	BB	SO	LOB	BOTTOM										
Todd Walker, L (1.4) OBP: 0.357, SLG: 0.473	G4-3		F9					F8		4	0	1	2	1	0	2											
Adam Dunn, L (1.9) OBP: 0.377, SLG: 0.556	1B		G3		1B		K		K	5	1	2	0	0	2	5											
Ken Griffey Jr., L (1.8) OBP: 0.375, SLG: 0.546	F8		G6-3		F8		SH1-4		P5	4	0	0	0	1	0	4											
Sean Casey, L (1.3) OBP: 0.382, SLG: 0.477	HBP		1B		1B		SH1-4		1B	2	1	2	1	3	0	0											
Aaron Boone, R (1.5) OBP: 0.358, SLG: 0.497	FC4-6		F8		F7		SH1-4		SH1-4	3	1	1	0	0	0	1											
Dmitri Young, S (1.7) OBP: 0.352, SLG: 0.473	FC4-6		F7				FC5-6		SH1-4	4	1	2	1	1	0	4											
Juan Castro, R (1.6) OBP: 0.272, SLG: 0.319 Robin Jennings, L (7, PH) OBP: 0.268, SLG: 0.430 Wilton Guerrero, S (8.6) OBP: 0.341, SLG: 0.388	SH1-3		F8		F9		P6		SH1-4	2	0	0	0	1	0	1											
Jason LaRue, R (1.2) OBP: 0.299, SLG: 0.400	F8		SH3		SH3		FC5-6		K	4	1	1	0	0	2	6											
Elmer Dessens, R (1.1) ERA: 3.7 Scott Sullivan, R (7.1) Dennys Reyes, R (7.1) Jose Rijo, R (8.1) D.T. Cromer, L (8, PH) Pokey Reese, R (8, PH) Danny Graves, R (9.1) Brady Clark, R (9, PH)	SH1-3		SH3		SH3		FC5-6		F8	1	1	0	0	0	0	2											
<b>Inning Stats</b>	R: 0 E: 0 K: 0 S: 11	H: 2 LOB: 3 BB: 0 P: 19	R: 0 E: 0 K: 0 S: 14	H: 0 LOB: 2 BB: 2 P: 24	R: 0 E: 0 K: 0 S: 10	H: 0 LOB: 1 BB: 1 P: 17	R: 0 E: 0 K: 0 S: 8	H: 1 LOB: 1 BB: 0 P: 10	R: 1 E: 0 K: 0 S: 6	H: 2 LOB: 0 BB: 0 P: 9	R: 2 E: 0 K: 1 S: 12	H: 2 LOB: 1 BB: 0 P: 18	R: 0 E: 0 K: 1 S: 10	H: 0 LOB: 3 BB: 3 P: 24	R: 0 E: 0 K: 1 S: 9	H: 1 LOB: 2 BB: 0 P: 12	R: 3 E: 0 K: 1 S: 10	H: 3 LOB: 1 BB: 1 P: 18	1B: 9 2B: 2 3B: 0 HR: 0	SF: 0 SAC: 4 DP: 0 HBP: 2	WP: 0 PB: 0 SB: 0 CS: 0	PA: 45					
<b>PITCHER</b>	IP	WLS	BF	H	R	ER	SO	BB	IBB	HBP	BLK	WP	HR	S	P	ERA	WHIP										
Jon Lieber, R (1.1) ERA: 3.7	5.2		28	7	3	3	0	3	0	0	0	0	0	58	93	4.76	1.765										
Jeff Fassero, L (6.1) ERA: 3.53	0.1		1	0	0	0	1	0	0	0	0	0	0	3	4	0.00	0.000										
Ron Mahay, L (7.1) ERA: 2.45	0.0		2	0	0	0	0	2	0	0	0	0	0	3	11	∞	∞										
David Weathers, R (7.1) ERA: 2.46	1.0	H	4	0	0	0	1	0	1	0	0	0	0	7	13	0.00	0.000										
Kyle Farnsworth, R (8.1) ERA: 2.89	1.2	L	10	4	3	3	2	1	0	0	0	0	0	19	30	16.20	3.000										

Chicago Cubs @ Cincinnati Reds  
Cinergy Field, Cincinnati, OH  
Tue Sep 18 2001, 7:05 PM EDT  
Att: 21,304 - Cloudy - 71 F

AB	32
R	6
H	11
RBI	6
BB	7
SO	4
LOB	28









Batter	1	2	3	4	5	6	7	8	9	AB	R	H	RBI	BB	SO	LOB	TOP								
Todd Walker, L (1,4) OBP: 0.360, SLG: 0.474	F7			SH 1B		E 1B HR BB	P6			3	2	1	0	1	0	2	<b>Cincinnati Reds @ Milwaukee Brewers</b> Miller Park, Milwaukee, WI Fri Sep 21 2001, 7:05 PM CDT Att: 26,412 - Cloudy - 64 F								
Wilton Guerrero, S (1,6) OBP: 0.281, SLG: 0.436 Juan Castro, R (6, PR) OBP: 0.267, SLG: 0.313	G5-3			SH SF7 1B		E5 HR 1B	K			3	1	2	0	0	0	0									
Ken Griffey Jr., L (1,8) OBP: 0.369, SLG: 0.543	F7			SH		HR		L3		3	1	1	3	0	0	0									
Sean Casey, L (1,3) OBP: 0.376, SLG: 0.469		G4-3		SF7		G4-3		F7		3	0	0	1	0	0	1									
Aaron Boone, R (1,5) OBP: 0.353, SLG: 0.488		G6-3		P4		K		G6-3		4	0	0	0	0	1	2									
Adam Dunn, L (1,9) OBP: 0.370, SLG: 0.552		G2-3		F7		F7			G6-3 E 1B	4	0	1	0	0	0	2									
Dmitri Young, S (1,7) OBP: 0.347, SLG: 0.466			F8		G3				G6-3	4	0	1	0	0	0	1									
Jason LaRue, R (1,2) OBP: 0.299, SLG: 0.395 Raul Gonzalez, R (7, PR) OBP: 0.299, SLG: 0.395 Scott Sullivan, R (7, 1) OBP: 0.299, SLG: 0.395 Robin Jennings, L (9, PH) OBP: 0.277, SLG: 0.443 Danny Graves, R (9, 1) OBP: 0.250, SLG: 1.000			G5-3		G4-3				K	2	0	0	0	0	0	0									
59 Lance Davis, R (1,1) OBP: 0.133, SLG: 0.167 Brady Clark, R (7, PH) OBP: 0.368, SLG: 0.458 Corky Miller, R (7, 2) OBP: 0.200, SLG: 0.214			G4-3		K				K	2	0	0	0	0	0	0									
<b>Inning Stats</b>	R: 0 E: 0 K: 0 S: 7	H: 0 LOB: 0 BB: 0 P: 8	R: 0 E: 0 K: 0 S: 4	H: 0 LOB: 0 BB: 0 P: 10	R: 0 E: 0 K: 0 S: 5	H: 0 LOB: 0 BB: 0 P: 5	R: 2 E: 1 K: 0 S: 9	H: 2 LOB: 1 BB: 0 P: 12	R: 0 E: 0 K: 1 S: 7	H: 0 LOB: 0 BB: 0 P: 8	R: 3 E: 1 K: 1 S: 14	H: 2 LOB: 1 BB: 1 P: 24	R: 0 E: 0 K: 1 S: 10	H: 1 LOB: 2 BB: 0 P: 18	R: 0 E: 0 K: 0 S: 7	H: 0 LOB: 0 BB: 0 P: 11		R: 0 E: 1 K: 2 S: 9	H: 1 LOB: 1 BB: 0 P: 14	1B: 5 2B: 0 3B: 0 HR: 1	SF: 1 SAC: 2 DP: 0 HBP: 1	WP: 0 PB: 0 SB: 0 CS: 0	PA: 36		
<b>PITCHER</b>	IP	WLS	BF	H	R	ER	SO	BB	IBB	HBP	BLK	WP	HR	S	P	ERA	WHIP								
15 Ben Sheets, R (1,1) ERA: 4.68	5.0		18	2	2	1	1	0	0	0	0	0	0	32	43	1.80	0.400								
Mac Suzuki, R (6,1) ERA: 5.49	1.1	L	9	3	3	3	1	1	0	1	0	0	1	19	35	20.25	3.000								
Ray King, L (7,1) ERA: 3.94	0.1		1	0	0	0	0	0	0	0	0	0	0	1	2	0.00	0.000								
Mike DeJean, R (7,1) ERA: 2.65	0.1		1	0	0	0	1	0	0	0	0	0	0	4	5	0.00	0.000								
Chad Fox, R (8,1) ERA: 1.65	1.0		3	0	0	0	0	0	0	0	0	0	0	7	11	0.00	0.000								
<b>PITCHER</b>	IP	WLS	BF	H	R	ER	SO	BB	IBB	HBP	BLK	WP	HR	S	P	ERA	WHIP								
Curt Leskanic, R (9,1) ERA: 3.51	1.0		4	1	0	0	2	0	0	0	0	0	0	9	14	0.00	1.000								

AB	31
R	5
H	6
RBI	4
BB	1
SO	5
LOB	12



Batter	1	2	3	4	5	6	7	8	9	AB	R	H	RBI	BB	SO	LOB	BOTTOM								
Lou Collier, R (1,5) OBP: 0.371, SLG: 0.438 Mike Coolbaugh, R (8,5) OBP: 0.271, SLG: 0.418	1B BB		K		2B BB		K			2	1	0	0	2	2	2	<b>Cincinnati Reds @ Milwaukee Brewers</b> Miller Park, Milwaukee, WI Fri Sep 21 2001, 7:05 PM CDT Att: 26,412 - Cloudy - 64 F								
Mark Loretta, R (1,4) OBP: 0.348, SLG: 0.354 Luis Lopez, S (6,4) OBP: 0.324, SLG: 0.369	F2		F9		2B			F9		3	0	1	1	0	0	2									
Geoff Jenkins, L (1,7) OBP: 0.334, SLG: 0.474	G5-4-3 1B			F7		F7		K		4	0	1	0	0	1	1									
Richie Sexson, R (1,3) OBP: 0.331, SLG: 0.512	G5-4-3			1B 2B 1B			L3 1B	BB		3	1	2	0	1	0	2									
Devon White, S (1,8) OBP: 0.346, SLG: 0.471		K		CS 1B		F8		K		4	0	1	0	0	2	2									
Jeremy Burnitz, L (1,9) OBP: 0.341, SLG: 0.481		G3		SAFE 2B		L3		G3		4	0	1	1	0	0	1									
José Hernández, R (1,6) OBP: 0.302, SLG: 0.446		K		K			F9		K	4	0	0	0	0	3	1									
Henry Blanco, R (1,2) OBP: 0.277, SLG: 0.311 Alex Sanchez, L (7, PH) OBP: 0.246, SLG: 0.328 Kevin Brown, R (8,2) OBP: 0.244, SLG: 0.500			15 BB 2B		F8			K		2	0	1	0	0	0	0									
15 Ben Sheets, R (1,1) OBP: 0.125, SLG: 0.028 9 Elvis Fargas, S (5, PH) OBP: 0.200, SLG: 0.200 Mac Suzuki, R (8,1) ERA: 5.49 Ray King, L (7,1) ERA: 3.94 Mike DeJean, R (7,1) ERA: 2.65 Mark Sweeney, L (8,1) OBP: 0.306, SLG: 1.000 Chad Fox, R (8,1) ERA: 1.65 Curt Leskanic, R (9,1) ERA: 3.51				2B		K		F8		0	0	0	0	1	0	0									
<b>Inning Stats</b>	R: 0 E: 0 K: 0 S: 8	H: 1 LOB: 1 BB: 1 P: 12	R: 0 E: 0 K: 2 S: 12	H: 0 LOB: 0 BB: 0 P: 18	R: 0 E: 0 K: 1 S: 8	H: 1 LOB: 1 BB: 1 P: 15	R: 1 E: 0 K: 1 S: 9	H: 3 LOB: 1 BB: 0 P: 13	R: 1 E: 0 K: 1 S: 11	H: 1 LOB: 1 BB: 1 P: 21	R: 0 E: 0 K: 0 S: 5	H: 1 LOB: 0 BB: 0 P: 6	R: 0 E: 0 K: 1 S: 10	H: 1 LOB: 1 BB: 0 P: 14	R: 0 E: 0 K: 2 S: 12	H: 0 LOB: 1 BB: 1 P: 21		R: 0 E: 0 K: 2 S: 9	H: 0 LOB: 0 BB: 0 P: 14	1B: 4 2B: 4 3B: 1 HR: 0	SF: 0 SAC: 0 DP: 2 HBP: 0	WP: 0 PB: 0 SB: 0 CS: 1	PA: 35		
<b>PITCHER</b>	IP	WLS	BF	H	R	ER	SO	BB	IBB	HBP	BLK	WP	HR	S	P	ERA	WHIP								
59 Lance Davis, L (1,1) ERA: 4.86	6.0	W	24	7	2	2	5	3	0	0	0	0	0	53	85	3.00	1.667								
Scott Sullivan, R (7,1) ERA: 3.5	2.0	H	8	1	0	0	3	1	0	0	0	0	0	22	35	0.00	1.000								
Danny Graves, R (9,1) ERA: 4.0	1.0	S	3	0	0	0	2	0	0	0	0	0	0	9	14	0.00	0.000								



Batter	1	2	3	4	5	6	7	8	9	AB	R	H	RBI	BB	SO	LOB	TOP					
Todd Walker, L (1.4)	F2		F9				F7			4	1	1	1	0	0	0	<b>Cincinnati Reds @ Milwaukee Brewers</b> Miller Park, Milwaukee, WI Sat Sep 22 2001, 6:05 PM CDT Att: 35,939 - Cloudy - 72 F					
Adam Dunn, L (1.9)	HR		2B		HR		F7			4	1	2	1	0	1	0						
Ken Griffey Jr., L (1.8)	G3-1		IBB		L9		G3			3	0	0	0	1	0	0						
Sean Casey, L (1.3)	G3-1		G3-1			F5		L6		4	0	0	0	0	0	2						
Aaron Boone, R (1.5)		G4-3			F7		E5		P4	4	0	0	0	0	0	0						
Dmitri Young, S (1.7)		1B			HR		G6-3		CS	2	1	2	1	1	0	0						
Juan Castro, R (1.6)		K			F8		G6-3		F9	4	0	0	0	0	1	4						
Corky Miller, R (1.2)		P4			L8				G1-3	3	0	0	0	0	0	1						
Jose Acevedo, R (1.1)					F9					2	0	0	0	0	0	0						
D.T. Cromer, L (7, PH)					F9					1	0	0	0	0	1	0						
Jose Rijo, R (7.1)										0	0	0	0	0	0	0						
Scott Sullivan, R (8.1)										0	0	0	0	0	0	0						
Danny Graves, R (9.1)										0	0	0	0	0	0	0						
<b>Inning Stats</b>	R: 1 E: 0 K: 0 S: 8	H: 1 LOB: 0 BB: 0 P: 13	R: 0 E: 0 K: 1 S: 7	H: 1 LOB: 1 BB: 0 P: 9	R: 0 E: 0 K: 0 S: 9	H: 1 LOB: 2 BB: 1 P: 23	R: 1 E: 0 K: 0 S: 10	H: 1 LOB: 0 BB: 0 P: 14	R: 1 E: 0 K: 0 S: 7	H: 1 LOB: 1 BB: 0 P: 8	R: 0 E: 0 K: 1 S: 9	H: 0 LOB: 1 BB: 0 P: 15	R: 0 E: 0 K: 0 S: 6	H: 0 LOB: 0 BB: 0 P: 8	R: 0 E: 0 K: 0 S: 7	H: 0 LOB: 0 BB: 1 P: 10	R: 0 E: 0 K: 0 S: 8	H: 0 LOB: 0 BB: 1 P: 14	1B: 1 2B: 1 3B: 0 HR: 3	SF: 0 SAC: 0 DP: 1 HBP: 1	WP: 0 PB: 0 SB: 0 CS: 1	PA: 34
<b>PITCHER</b>	IP WLS BF H R ER SO BB IBB HBP BLK WP HR S P ERA WHIP																					
Ruben Quevedo, R (1.1)	5.0 L 21 5 3 3 2 0 0 1 0 0 0 3 41 67 5.40 1.000																					
Mark Leiter, R (6.1)	2.0 7 0 0 0 1 0 0 0 1 0 0 0 15 23 0.00 0.000																					
Ray King, L (8.1)	1.0 3 0 0 0 0 0 0 0 0 0 0 7 10 0.00 0.000																					
Mike DeJean, R (9.1)	1.0 3 0 0 0 0 1 0 0 0 0 0 0 8 14 0.00 1.000																					

AB	31
R	3
H	5
RBI	3
BB	2
SO	3
LOB	7



Batter	1	2	3	4	5	6	7	8	9	AB	R	H	RBI	BB	SO	LOB	BOTTOM			
Devon White, S (1.8)	FC6-4 1B		FC6-4 HBP		1B		G1-3			3	0	2	1	0	0	2	<b>Cincinnati Reds @ Milwaukee Brewers</b> Miller Park, Milwaukee, WI Sat Sep 22 2001, 6:05 PM CDT Att: 35,939 - Cloudy - 72 F			
Mark Loretta, R (1.4)	FC6-4 FC5-4 1-2f		FC6-4 1-2f		1B		1-2 2-3		P4	4	0	1	0	0	0	2				
Geoff Jenkins, L (1.7)	K				K		G3		P4	4	0	0	0	0	2	1				
Richie Sexson, R (1.3)	FC5-4 1-2f				K		K		K	4	0	0	0	0	3	1				
Jeremy Burnitz, L (1.9)			K		K		F9		F7	4	0	0	0	0	2	0				
José Hernández, R (1.6)			F9				F8 1B		L9	4	1	2	0	0	0	0				
Luis Lopez, S (1.5)			G4-3				F5		PB BB	3	0	0	0	1	0	1				
Henry Blanco, R (1.2)					G4-3		1B 1B		P6	3	0	1	0	0	0	1				
Ruben Quevedo, R (1.1)							F8			1	0	0	0	0	1	0				
Mark Swetney, L (5, PH)										1	0	0	0	0	0	2				
Mark Leiter, L (6.1)										0	0	0	0	0	0	0				
Lou Collier, R (7, PH)										0	0	0	0	1	0	0				
Ray King, L (8.1)										0	0	0	0	0	0	0				
Mike DeJean, R (9.1)										0	0	0	0	0	0	0				
<b>Inning Stats</b>	R: 0 E: 0 K: 1 S: 9	H: 1 LOB: 1 BB: 0 P: 13	R: 0 E: 0 K: 1 S: 10	H: 0 LOB: 0 BB: 0 P: 13	R: 0 E: 0 K: 3 S: 12	H: 0 LOB: 0 BB: 0 P: 19	R: 1 E: 0 K: 0 S: 14	H: 4 LOB: 2 BB: 0 P: 22	R: 0 E: 0 K: 1 S: 11	H: 0 LOB: 0 BB: 0 P: 19	R: 0 E: 0 K: 0 S: 16	H: 1 LOB: 2 BB: 2 P: 28	R: 0 E: 0 K: 1 S: 7	H: 0 LOB: 0 BB: 0 P: 8	R: 0 E: 0 K: 0 S: 7	H: 0 LOB: 0 BB: 0 P: 7	1B: 6 2B: 0 3B: 0 HR: 0	SF: 0 SAC: 0 DP: 0 HBP: 1	WP: 0 PB: 1 SB: 0 CS: 0	PA: 34
<b>PITCHER</b>	IP WLS BF H R ER SO BB IBB HBP BLK WP HR S P ERA WHIP																			
Jose Acevedo, R (1.1)	6.0 W 23 5 1 1 7 0 0 0 0 0 0 16 28 1.50 0.833																			
Jose Rijo, R (7.1)	1.0 H 5 1 0 0 0 2 0 0 0 0 0 0 7 8 0.00 3.000																			
Scott Sullivan, R (8.1)	1.0 H 3 0 0 0 0 1 0 0 0 0 0 0 7 8 0.00 0.000																			
Danny Graves, R (9.1)	1.0 S 3 0 0 0 0 0 0 0 0 0 0 7 7 0.00 0.000																			

AB	31
R	1
H	6
RBI	1
BB	2
SO	8
LOB	10



Batter	1	2	3	4	5	6	7	8	9	AB	R	H	RBI	BB	SO	LOB	TOP												
Todd Walker, L OBP: 0.357, SLG: 0.475										5	1	1	0	0	1	5	<b>Cincinnati Reds @ Milwaukee Brewers</b> Miller Park, Milwaukee, WI Sun Sep 23 2001, 1:05 PM CDT Att: 27,940 - Dome - 72 F												
Adam Dunn, L OBP: 0.370, SLG: 0.579										4	1	1	2	0	1	1													
Ken Griffey Jr., L OBP: 0.372, SLG: 0.542										3	0	2	0	1	0	0													
Sean Casey, L OBP: 0.373, SLG: 0.462										3	0	0	0	1	1	3													
Aaron Boone, R OBP: 0.351, SLG: 0.483										0	0	0	0	0	0	0													
Robin Jennings, L OBP: 0.282, SLG: 0.444										2	0	1	0	0	1	0													
Brady Clark, R OBP: 0.385, SLG: 0.454										1	0	0	0	0	0	1													
Dmitri Young, S OBP: 0.351, SLG: 0.471										3	1	0	0	1	1	3													
Juan Castro, R OBP: 0.260, SLG: 0.304										3	0	0	0	0	0	2													
Corky Miller, R OBP: 0.182, SLG: 0.150										3	0	0	0	0	1	2													
Elmer Dessens, R OBP: 0.214, SLG: 0.170										2	0	1	1	0	0	0													
Dennis Reyes, L OBP: 0.106, SLG: 0.182										0	0	0	0	0	0	0													
Scott Sullivan, R OBP: 0.157, SLG: 0.125										0	0	0	0	0	0	0													
Ruben Rivera, R OBP: 0.157, SLG: 0.125										0	0	0	0	0	0	0													
Chris Reitsma, R OBP: 0.275, SLG: 0.511										1	0	1	0	0	0	0													
<b>Inning Stats</b>	R: 0 E: 0 K: 1 S: 6	H: 0 LOB: 1 BB: 1 P: 14	R: 1 E: 0 K: 0 S: 12	H: 1 LOB: 2 BB: 1 P: 21	R: 0 E: 0 K: 1 S: 7	H: 1 LOB: 0 BB: 0 P: 9	R: 0 E: 0 K: 1 S: 8	H: 0 LOB: 0 BB: 0 P: 11	R: 2 E: 0 K: 0 S: 9	H: 2 LOB: 0 BB: 0 P: 11	R: 0 E: 0 K: 1 S: 10	H: 1 LOB: 1 BB: 1 P: 20	R: 0 E: 0 K: 0 S: 3	H: 0 LOB: 1 BB: 1 P: 10	R: 0 E: 0 K: 1 S: 10	H: 1 LOB: 1 BB: 0 P: 14	R: 0 E: 0 K: 1 S: 10	H: 1 LOB: 1 BB: 0 P: 15	1B: 5 2B: 1 3B: 0 HR: 1	SF: 0 SAC: 1 DP: 3 HBP: 2	WP: 0 PB: 0 SB: 0 CS: 0	PA: 37							
<b>PITCHER</b>	IP	WLS	BF	H	R	ER	SO	BB	IBB	HBP	BLK	WP	HR	S	P	ERA	WHIP												
Jamey Wright, R ERA: 4.79	(1, 1)	6.0	W	27	5	3	3	4	4	0	2	0	0	0	1	52	92	4.50	1.500										
Ray King, L ERA: 3.75	(7, 1)	1.1	H	4	1	0	0	1	0	0	0	0	0	0	7	8	0.00	0.750											
Chad Fox, R ERA: 1.83	(8, 1)	0.2	H	2	0	0	0	0	0	0	0	0	0	6	10	0.00	0.000												
Curt Leskanic, R ERA: 3.46	(9, 1)	1.0	S	4	1	0	0	1	0	0	0	0	0	10	15	0.00	1.000												

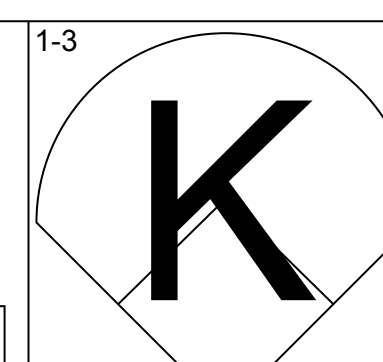
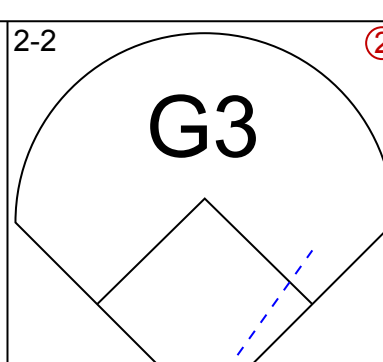
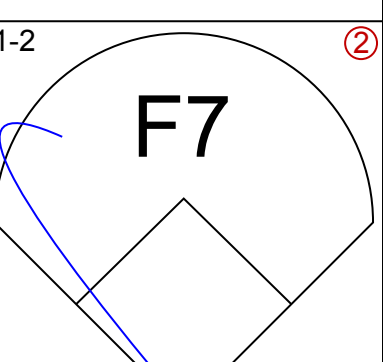
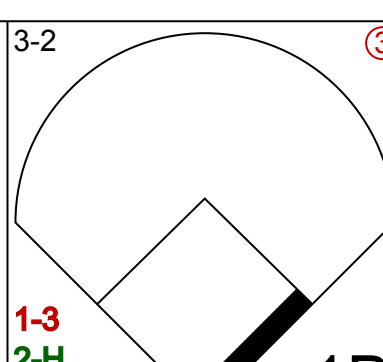
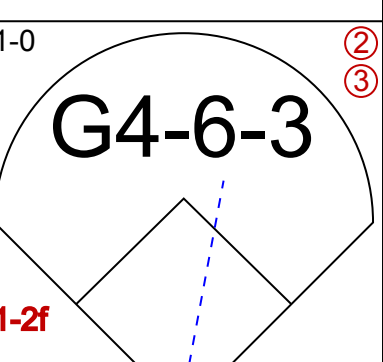
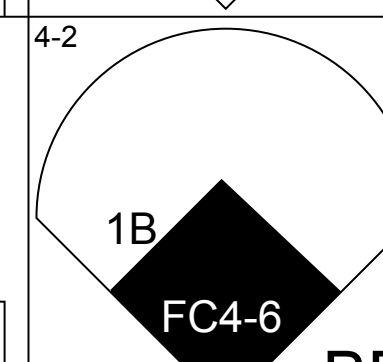
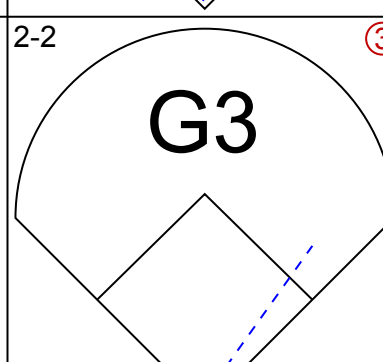
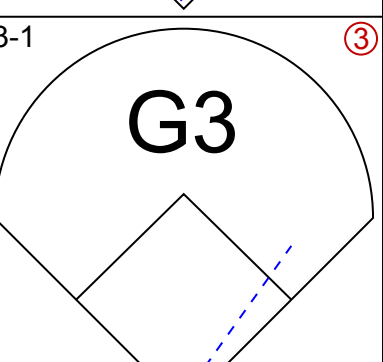
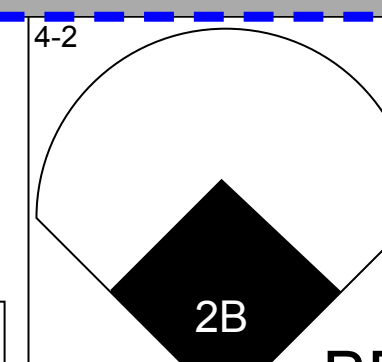
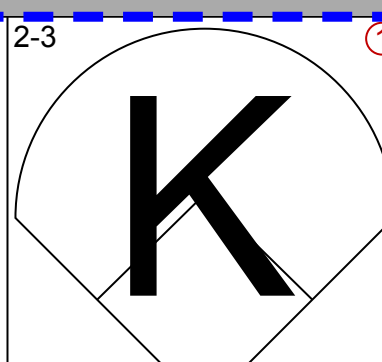
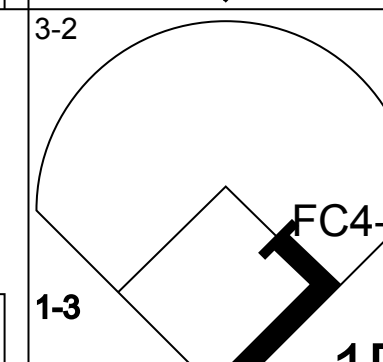
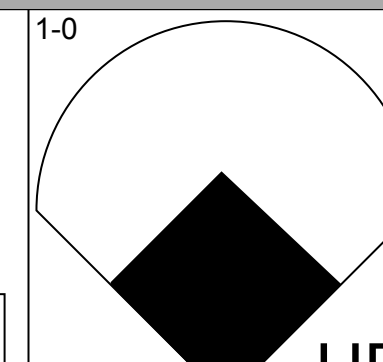
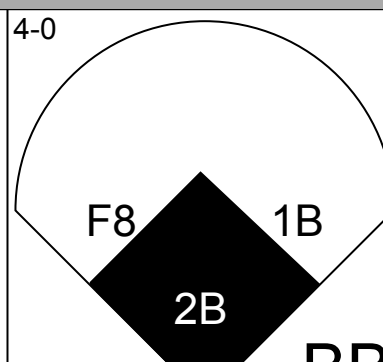
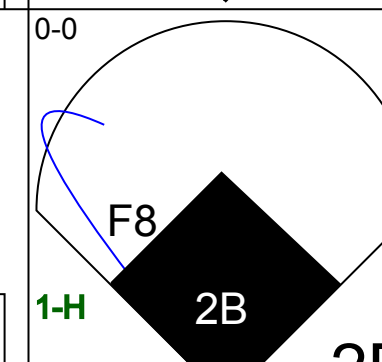
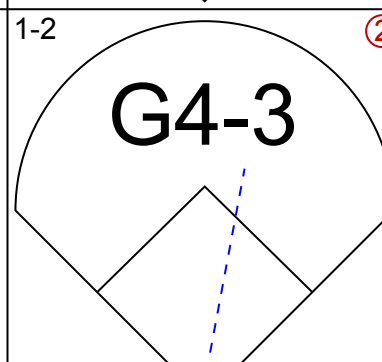
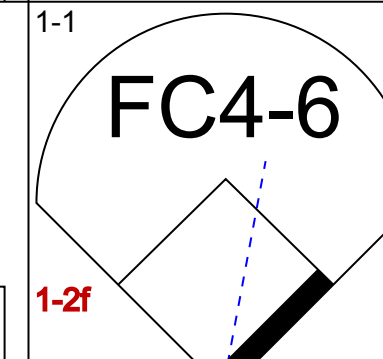
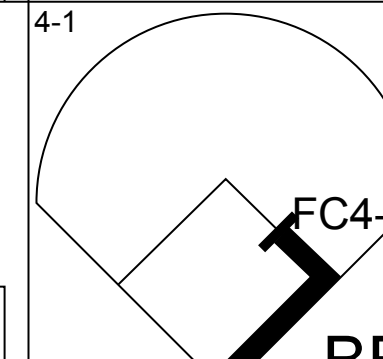
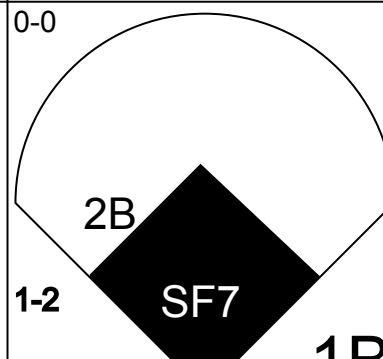
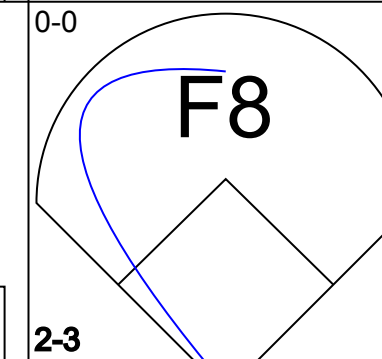
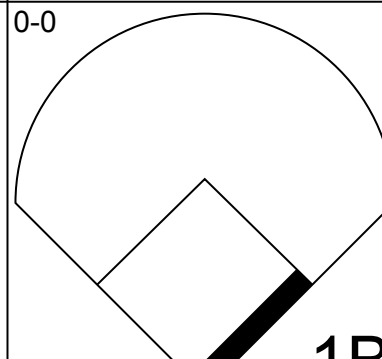
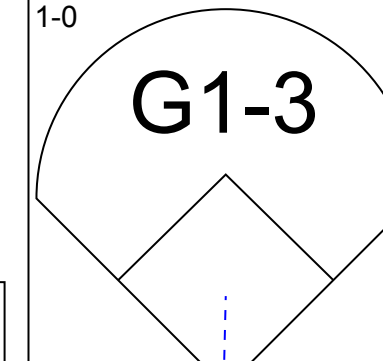
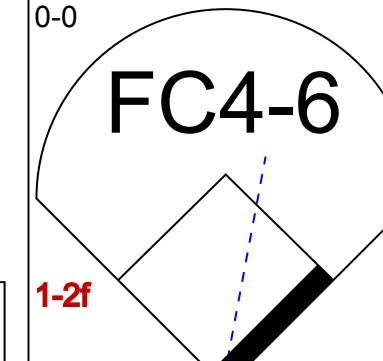
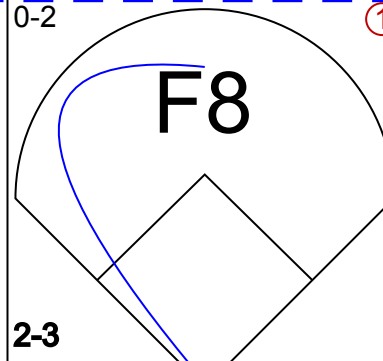
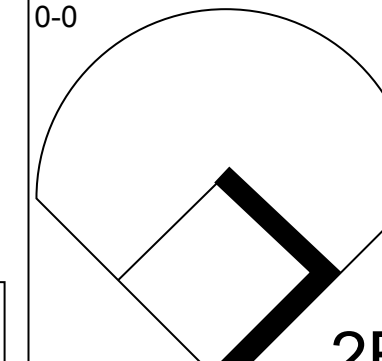
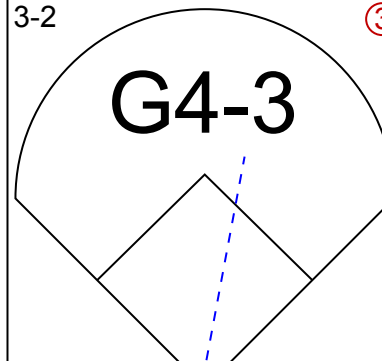
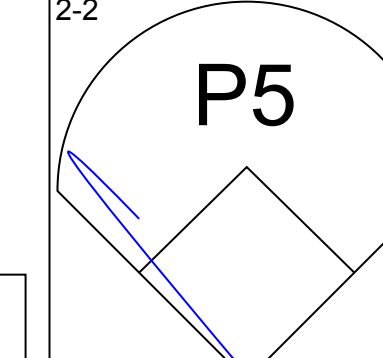
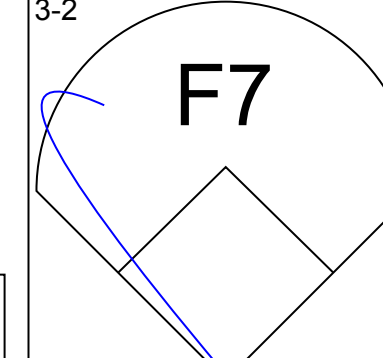
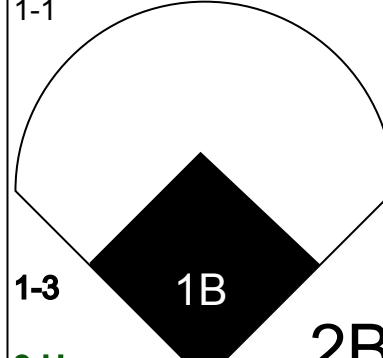
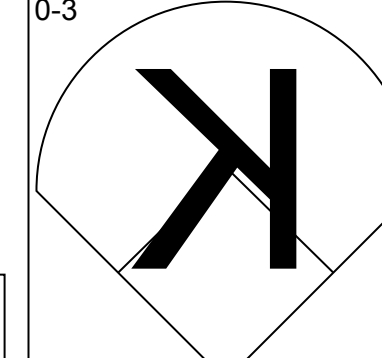
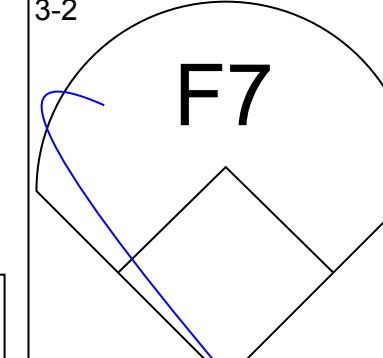
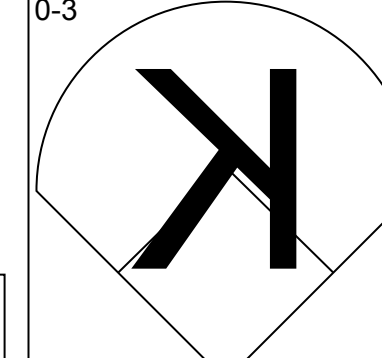

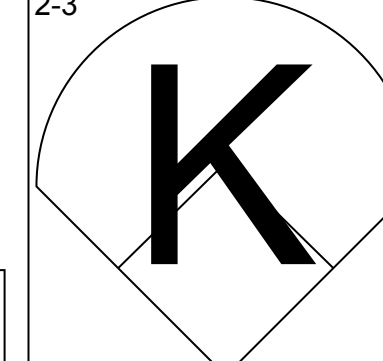
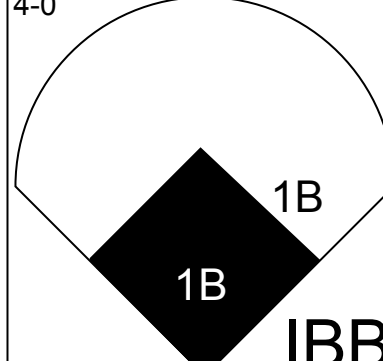
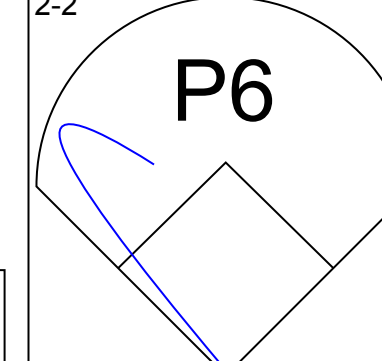
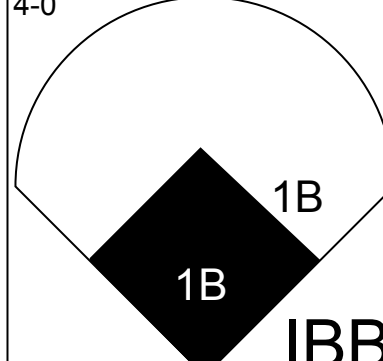

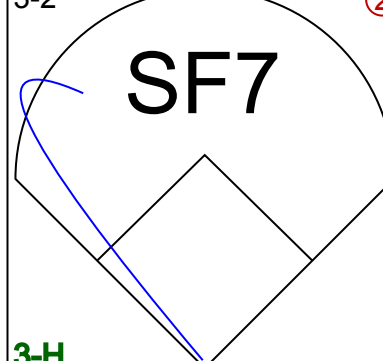
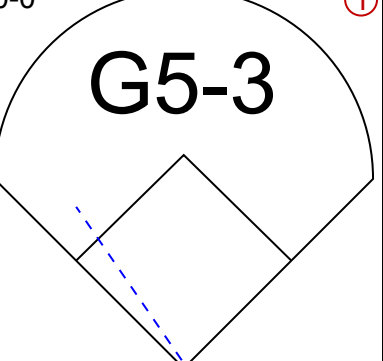
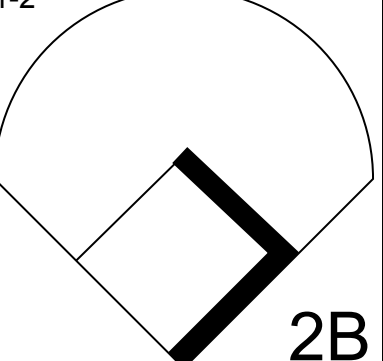
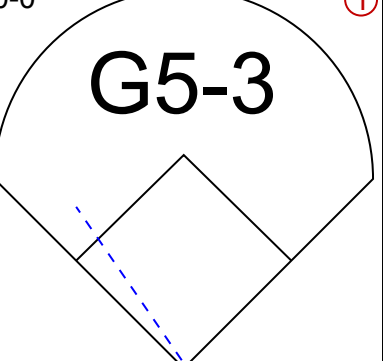
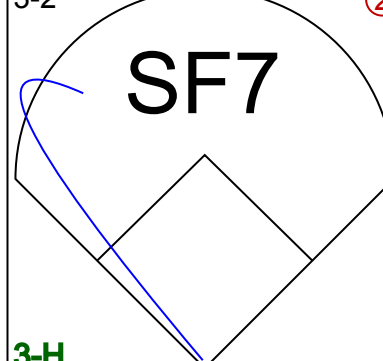
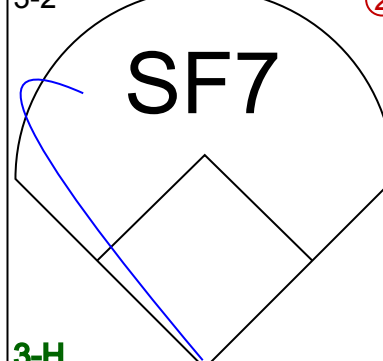
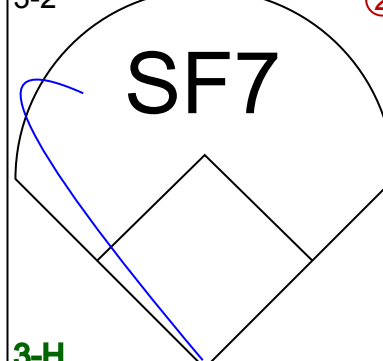
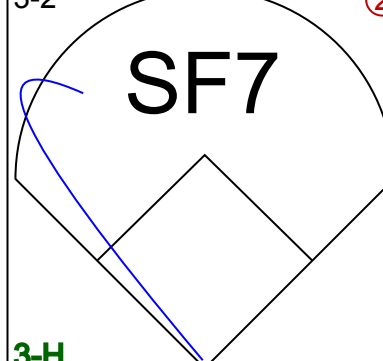
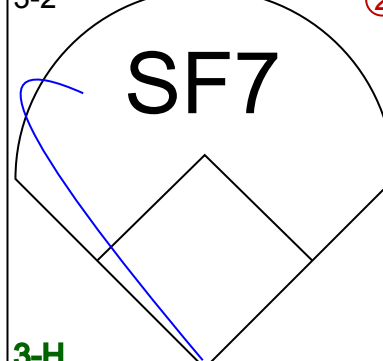
Batter	1	2	3	4	5	6	7	8	9	AB	R	H	RBI	BB	SO	LOB	BOTTOM										
Alex Sanchez, L OBP: 0.262, SLG: 0.339										4	2	2	1	0	0	0	<b>Cincinnati Reds @ Milwaukee Brewers</b> Miller Park, Milwaukee, WI Sun Sep 23 2001, 1:05 PM CDT Att: 27,940 - Dome - 72 F										
Lou Collier, R OBP: 0.373, SLG: 0.430										4	0	1	1	0	0	1											
Mike Coolbaugh, R OBP: 0.271, SLG: 0.418										0	0	0	0	0	0	0											
Geoff Jenkins, L OBP: 0.333, SLG: 0.478										4	1	2	2	0	1	1											
Richie Sexson, R OBP: 0.328, SLG: 0.505										3	0	0	0	1	1	3											
Jeromy Burnitz, L OBP: 0.338, SLG: 0.475										4	1	1	0	0	2	1											
José Hernández, R OBP: 0.302, SLG: 0.443										4	0	0	0	0	2	2											
Luis Lopez, S OBP: 0.323, SLG: 0.363										3	1	1	0	0	1	0											
Jesse Levis, L OBP: 0.375, SLG: 0.429										3	1	1	1	0	2	0											
Jamey Wright, R OBP: 0.231, SLG: 0.210										2	0	0	0	0	1	2											
Ray King, L	(7, 1)									1	0	0	0	0	1	0											
Chad Fox, R	(8, 1)									0	0	0	0	0	0	0											
Curt Leskanic, R	(9, 1)									0	0	0	0	0	0	0											
<b>Inning Stats</b>	R: 0 E: 0 K: 1 S: 7	H: 0 LOB: 0 BB: 0 P: 12	R: 0 E: 0 K: 3 S: 9	H: 0 LOB: 0 BB: 0 P: 15	R: 0 E: 0 K: 1 S: 7	H: 0 LOB: 0 BB: 0 P: 9	R: 1 E: 0 K: 0 S: 11	H: 2 LOB: 0 BB: 0 P: 17	R: 4 E: 1 K: 2 S: 23	H: 5 LOB: 2 BB: 0 P: 34	R: 0 E: 0 K: 1 S: 12	H: 0 LOB: 0 BB: 0 P: 18	R: 0 E: 0 K: 2 S: 8	H: 0 LOB: 0 BB: 0 P: 12	R: 1 E: 0 K: 1 S: 8	H: 1 LOB: 1 BB: 1 P: 16	1B: 7 2B: 0 3B: 0 HR: 1	SF: 0 SAC: 0 DP: 1 HBP: 0	WP: 0 PB: 0 SB: 2 CS: 0	PA: 33							
<b>PITCHER</b>	IP	WLS	BF	H	R	ER	SO	BB	IBB	HBP	BLK	WP	HR	S	P	ERA	WHIP										
Elmer Dessens, R ERA: 4.69	(1, 1)	4.2	L	20	7	5	4	7	0	0	0	0	0	2	3	7.71	1.500										
Dennis Reyes, L ERA: 4.74	(5, 1)	0.0		1	0	0	0	0	0	0	0	0	0	2	3	∞	∞										
Scott Sullivan, R ERA: 3.41	(5, 1)	1.1		4	0	0	0	1	0	0	0	0	0	13	20	0.00	0.000										
Chris Reitsma, R ERA: 5.16	(7, 1)	2.0		8	1	1	1	3	1	0	0	0	1	16	28	4.50	1.000										

AB	30
R	3
H	7
RBI	3
BB	4
SO	6
LOB	17



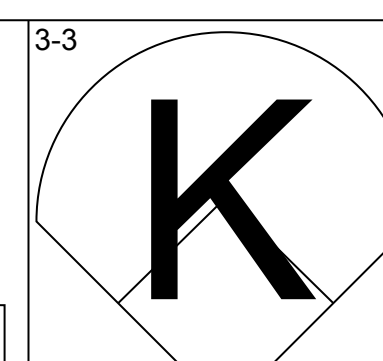
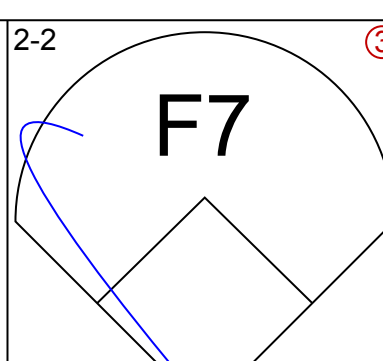
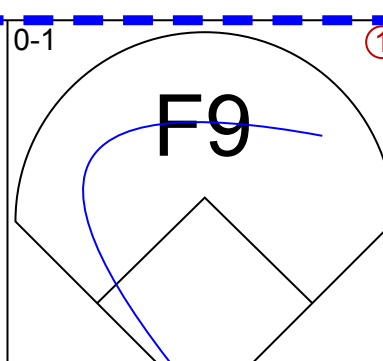
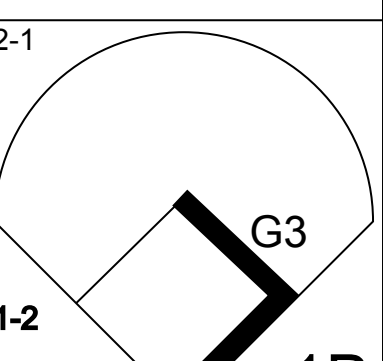
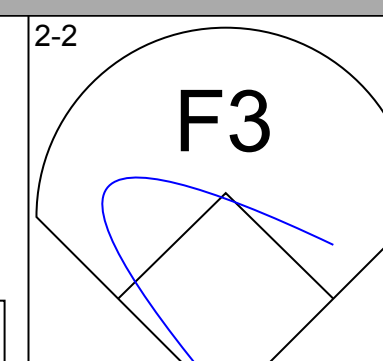
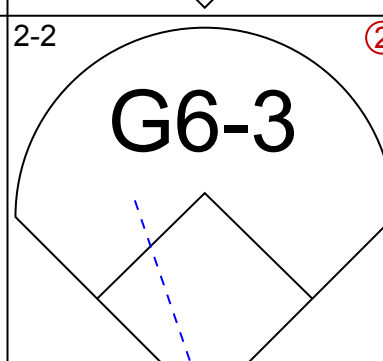
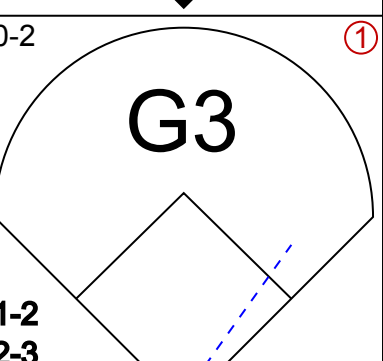
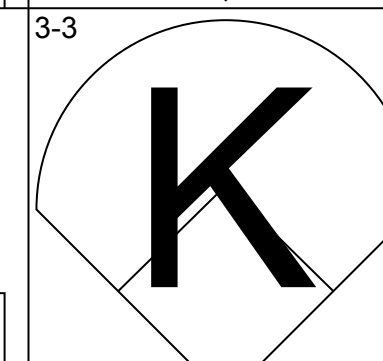
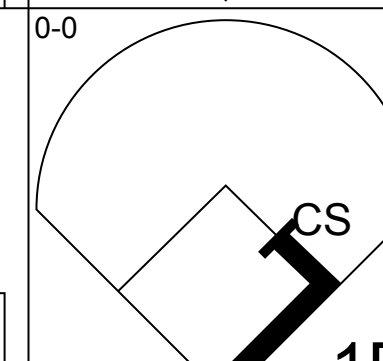
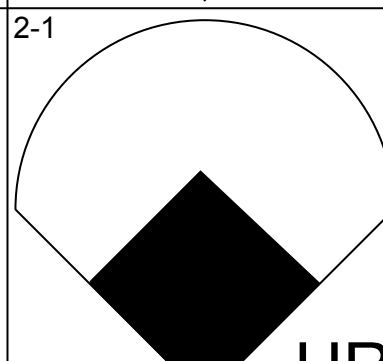
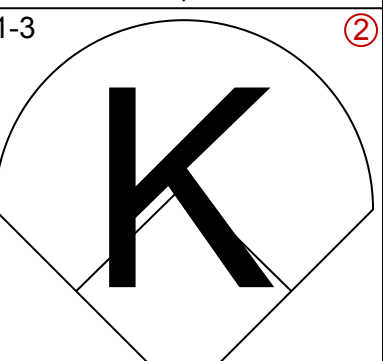
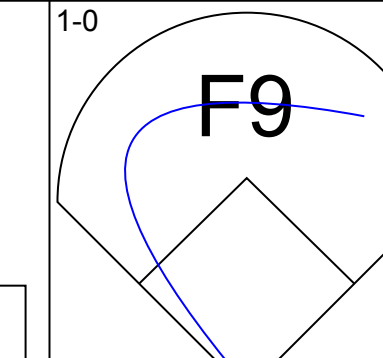
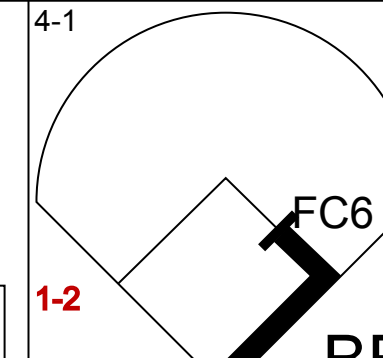
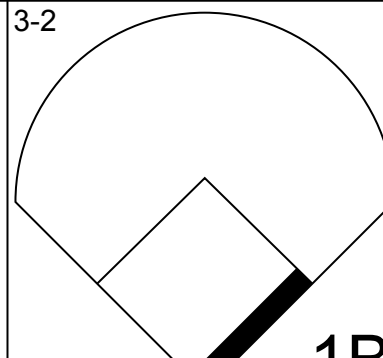
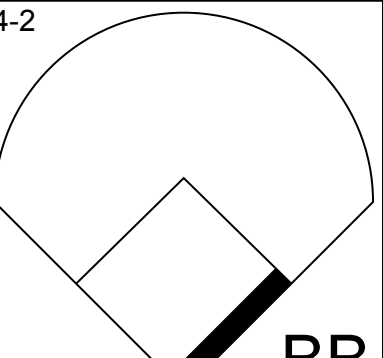
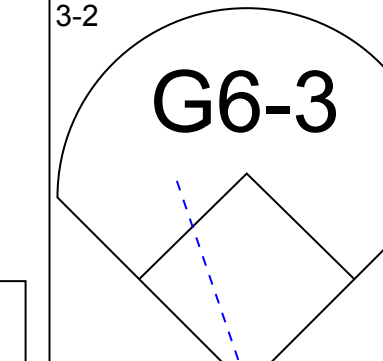
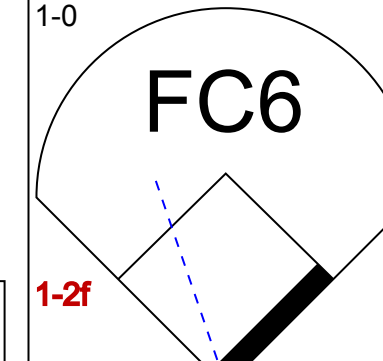
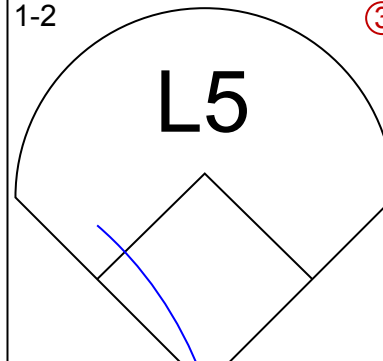
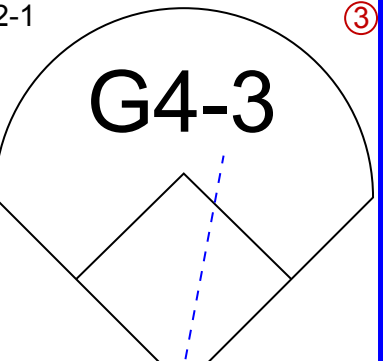
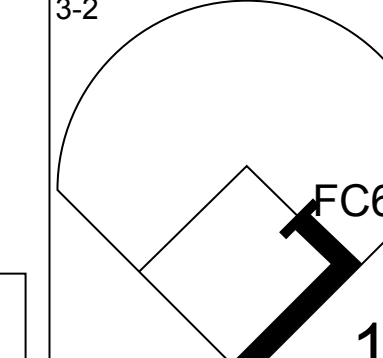



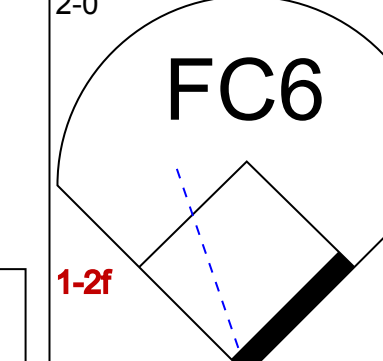
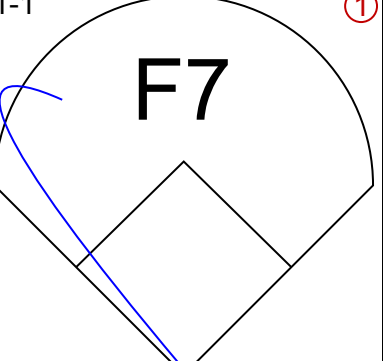
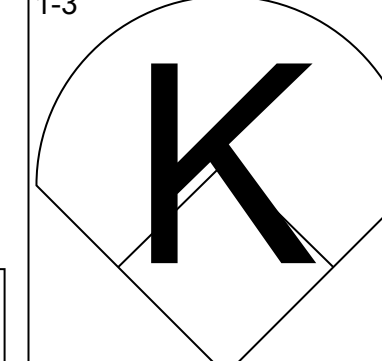
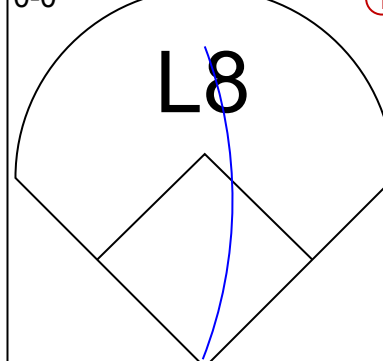
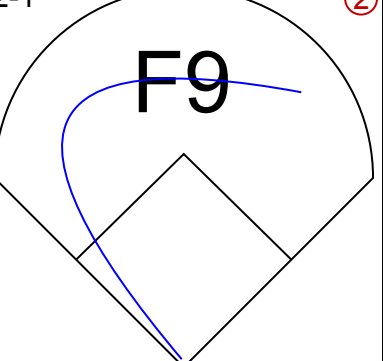
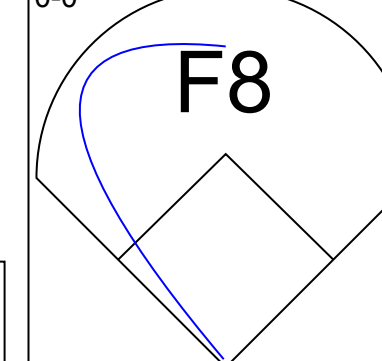
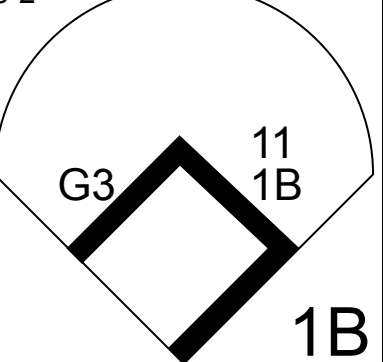
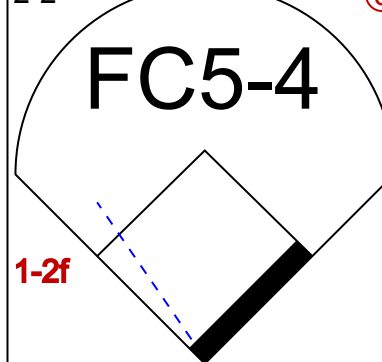
AB	32
R	6
H	8
RBI	5
BB	1
SO	11
LOB	10



Batter	1	2	3	4	5	6	7	8	9	AB	R	H	RBI	BB	SO	LOB	TOP										
<b>Todd Walker, L</b> OBP: 0.356, SLG: 0.472 (1, 4) (6, 6)										5	0	1	1	0	1	2	<b>Cincinnati Reds @ Philadelphia Phillies</b> Veterans Stadium, Philadelphia, PA Tue Sep 25 2001, 7:05 PM EDT Att: 14,863 - Overcast - 64 F										
<b>Adam Dunn, L</b> OBP: 0.371, SLG: 0.571 (1, 7) (6, 6)										3	2	0	0	2	1	1											
<b>Ken Griffey Jr., L</b> OBP: 0.378, SLG: 0.557 (1, 8) (6, 6)										4	3	3	2	1	0	0											
<b>Dmitri Young, S</b> OBP: 0.353, SLG: 0.471 (1, 5) (6, 6)										4	1	2	1	1	0	2											
<b>Sean Casey, L</b> OBP: 0.371, SLG: 0.462 (1, 3) (6, 6)										5	0	1	1	0	0	5											
<b>Robin Jennings, L</b> OBP: 0.276, SLG: 0.436 (6, PH) (6, 9)										2	0	0	0	0	0	1											
<b>Brady Clark, R</b> OBP: 0.386, SLG: 0.464 (6, 9) (6, 9)										2	1	1	1	0	1	1											
<b>Juan Castro, R</b> OBP: 0.251, SLG: 0.302 (6, PH) (6, 4)										2	1	0	0	1	2	1											
<b>Pokey Reese, R</b> OBP: 0.285, SLG: 0.345 (6, 4) (6, 4)										1	0	0	0	0	0	1											
<b>Corky Miller, R</b> OBP: 0.192, SLG: 0.217 (1, 2) (6, 9)										3	0	1	1	0	1	0											
<b>Joey Hamilton, R</b> OBP: 0.200, SLG: 0.400 (6, PH) (6, 1)										2	0	0	0	0	2	1											
<b>D.J. Cooney, L</b> OBP: 0.298, SLG: 0.522 (6, 1) (6, 1)										1	0	1	1	0	0	0											
<b>Dennys Reyes, R</b> OBP: 0.250, SLG: 0.312 (6, PH) (6, 1)										0	0	0	0	0	0	0											
<b>Raul Gonzalez, R</b> OBP: 0.268, SLG: 0.358 (6, PH) (6, 1)										0	0	0	0	0	0	0											
<b>51 Scott MacRae, R</b> OBP: 0.279, SLG: 0.371 (6, 1) (6, 1)										0	0	0	0	0	0	0											
<b>Hector Mercado, L</b> OBP: 0.285, SLG: 0.345 (6, 4) (6, 1)										0	0	0	0	0	0	0											
<b>Inning Stats</b>	R: 1 E: 0 K: 1 S: 14	H: 1 LOB: 1 BB: 1 P: 24	R: 0 E: 0 K: 2 S: 9	H: 0 LOB: 0 BB: 0 P: 14	R: 0 E: 0 K: 1 S: 9	H: 0 LOB: 0 BB: 0 P: 15	R: 1 E: 0 K: 1 S: 9	H: 1 LOB: 1 BB: 1 P: 19	R: 0 E: 0 K: 1 S: 13	H: 1 LOB: 1 BB: 0 P: 21	R: 4 E: 0 K: 0 S: 16	H: 4 LOB: 2 BB: 2 P: 33	R: 2 E: 0 K: 1 S: 17	H: 2 LOB: 1 BB: 1 P: 23	R: 0 E: 0 K: 0 S: 4	H: 0 LOB: 0 BB: 1 P: 9	R: 0 E: 0 K: 1 S: 11	H: 1 LOB: 1 BB: 0 P: 17	1B: 5 2B: 4 3B: 0 HR: 1	SF: 1 SAC: 0 DP: 1 HBP: 0	WP: 0 PA: 41 PB: 0 SB: 0 CS: 0						
<b>PITCHER</b>	IP	WLS	BF	H	R	ER	SO	BB	IBB	HBP	BLK	WP	HR	S	P	ERA	WHIP										
<b>48 David Cogglin, R</b> ERA: 4.21 (1, 1)	5.0	L	22	4	4	4	6	3	0	0	0	0	1	55	98	7.20	1.400										
<b>Dennis Cook, L</b> ERA: 4.7 (6, 1)	0.1		3	1	0	0	0	0	1	0	0	0	0	5	10	0.00	3.000										
<b>Cliff Politte, R</b> ERA: 2.25 (6, 1)	0.2		3	2	2	2	0	0	0	0	0	0	0	10	18	27.00	3.000										
<b>Nelson Figueroa, R</b> ERA: 3.86 (7, 1)	2.0		9	2	2	2	1	2	0	0	0	0	0	21	32	9.00	2.000										
<b>Eddie Oropesa, L</b> ERA: 5.0 (9, 1)	1.0		4	1	0	0	1	0	0	0	0	0	0	11	17	0.00	1.000										

AB	34
R	8
H	10
RBI	8
BB	6
SO	8
LOB	15



Batter	1	2	3	4	5	6	7	8	9	AB	R	H	RBI	BB	SO	LOB	BOTTOM										
<b>11 Jimmy Rollins, S</b> OBP: 0.327, SLG: 0.424 (1, 6) (6, 6)										4	0	1	0	0	1	0	<b>Cincinnati Reds @ Philadelphia Phillies</b> Veterans Stadium, Philadelphia, PA Tue Sep 25 2001, 7:05 PM EDT Att: 14,863 - Overcast - 64 F										
<b>Doug Glavinville, R</b> OBP: 0.291, SLG: 0.389 (1, 8) (6, 6)										4	0	0	0	0	0	2											
<b>Bobby Abreu, L</b> OBP: 0.392, SLG: 0.529 (1, 9) (6, 6)										4	1	2	1	0	2	2											
<b>Scott Rolen, R</b> OBP: 0.372, SLG: 0.486 (1, 5) (6, 6)										2	0	1	0	2	0	0											
<b>Marlon Anderson, L</b> OBP: 0.328, SLG: 0.410 (1, 4) (6, 1)										3	0	0	0	0	0	2											
<b>Nelson Figueroa, R</b> OBP: 0.280, SLG: 0.292 (7, 1) (6, PH)										0	0	0	0	0	0	0											
<b>Felipe Crespo, S</b> OBP: 0.268, SLG: 0.358 (6, PH) (6, 1)										1	0	0	0	0	0	3											
<b>Eddie Oropesa, L</b> ERA: 5.0 (9, 1) (6, 1)										0	0	0	0	0	0	0											
<b>Pat Burrell, R</b> OBP: 0.345, SLG: 0.456 (1, 7) (6, 6)										3	0	1	0	1	1	0											
<b>Travis Lee, L</b> OBP: 0.347, SLG: 0.441 (1, 3) (6, 6)										4	0	1	0	0	1	2											
<b>Johnny Estrada, S</b> OBP: 0.279, SLG: 0.371 (1, 2) (6, 6)										4	0	0	0	0	0	2											
<b>48 David Cogglin, R</b> OBP: 0.100, SLG: 0.071 (1, 1) (6, 1)										2	0	0	0	0	2	1											
<b>Dennis Cook, L</b> ERA: 4.7 (6, 1) (6, 1)										0	0	0	0	0	0	0											
<b>Cliff Politte, R</b> ERA: 2.25 (6, 1) (6, 1)										0	0	0	0	0	0	0											
<b>Tomas Perez, S</b> OBP: 0.325, SLG: 0.432 (7, 4) (6, 1)										2	0	1	0	0	0	1											
<b>Inning Stats</b>	R: 0 E: 0 K: 2 S: 7	H: 0 LOB: 0 BB: 0 P: 14	R: 0 E: 0 K: 0 S: 10	H: 1 LOB: 1 BB: 0 P: 19	R: 0 E: 0 K: 1 S: 7	H: 0 LOB: 0 BB: 0 P: 11	R: 0 E: 0 K: 0 S: 6	H: 1 LOB: 1 BB: 1 P: 13	R: 0 E: 0 K: 1 S: 7	H: 0 LOB: 1 BB: 1 P: 14	R: 1 E: 0 K: 0 S: 13	H: 2 LOB: 0 BB: 0 P: 21	R: 0 E: 0 K: 1 S: 6	H: 0 LOB: 0 BB: 0 P: 7	R: 0 E: 0 K: 1 S: 15	H: 2 LOB: 3 BB: 1 P: 27	R: 0 E: 0 K: 1 S: 11	H: 1 LOB: 1 BB: 0 P: 22	1B: 6 2B: 0 3B: 0 HR: 1	SF: 0 SAC: 0 DP: 0 HBP: 0	WP: 0 PA: 36 PB: 0 SB: 0 CS: 1						
<b>PITCHER</b>	IP	WLS	BF	H	R	ER	SO	BB	IBB	HBP	BLK	WP	HR	S	P	ERA	WHIP										
<b>Joey Hamilton, R</b> ERA: 5.87 (1, 1)	5.0	W	18	2	0	0	4	2	0	0	0	0	1	15	23	6.75	1.500										
<b>Jose Rijo, R</b> ERA: 2.45 (6, 1)	1.1		6	2	1	1	0	0	0	0	0	0	0	4	5	0.00	0.000										
<b>Dennys Reyes, L</b> ERA: 4.68 (7, 1)	0.2		2	0	0	0	1	0	0	0	0	0	0	4	5	0.00	0.000										
<b>51 Scott MacRae, R</b> ERA: 3.18 (8, 1)	1.1		7	2	0	0	2	1	0	0	0	0	0	18	33	0.00	2.250										
<b>Hector Mercado, L</b> ERA: 4.22 (9, 1)	0.2		3	1	0	0	0	0	0	0	0	0	0	8	16	0.00	1.500										

AB	33
R	1
H	7
RBI	1
BB	3
SO	7
LOB	15





Batter	1	2	3	4	5	6	7	8	9	AB	R	H	RBI	BB	SO	LOB	TOP										
Wilton Guerrero, S OBP: 0.340, SLG: 0.408	F8		L4				G4-3		K	5	0	1	1	0	1	2	<b>Cincinnati Reds @ Philadelphia Phillies</b> Veterans Stadium, Philadelphia, PA Thu Sep 27 2001, 7:05 PM EDT Att: 38,602 - Cloudy - 65 F										
Brady Clark, R OBP: 0.377, SLG: 0.448	P5		F8				G4-3			5	0	1	0	0	1	2											
Ken Griffey Jr., L OBP: 0.375, SLG: 0.548	E			P4	G4-3			BB	G3	4	0	1	0	1	0	3											
Dmitri Young, S OBP: 0.349, SLG: 0.465	E5			K			F8		F8	4	0	0	0	0	1	2											
Sean Casey, L OBP: 0.370, SLG: 0.460	G4-3							F9		4	0	2	0	0	0	3											
Adam Dunn, L OBP: 0.365, SLG: 0.563		L9								3	0	0	0	1	2	2											
Todd Walker, L OBP: 0.353, SLG: 0.468	G3-1									4	1	1	0	0	0	3											
Corky Miller, R OBP: 0.242, SLG: 0.214	G1									3	1	1	0	1	1	0											
59 Lance Davis, R OBP: 0.129, SLG: 0.161			F7							1	0	0	0	0	0	0											
Scott Sullivan, R ERA: 4.72										0	0	0	0	0	0	0											
Robin Jennings, L OBP: 0.283, SLG: 0.441										1	0	1	0	0	0	0											
Danny Graves, R OBP: 0.250, SLG: 1.000										0	0	0	0	0	0	0											
<b>Inning Stats</b>	R: 0 E: 1 K: 0 S: 13	H: 0 LOB: 2 BB: 1 P: 23	R: 0 E: 0 K: 0 S: 6	H: 0 LOB: 0 BB: 0 P: 10	R: 0 E: 0 K: 0 S: 7	H: 0 LOB: 0 BB: 0 P: 13	R: 0 E: 0 K: 2 S: 12	H: 1 LOB: 1 BB: 0 P: 20	R: 2 E: 0 K: 1 S: 16	H: 3 LOB: 1 BB: 0 P: 20	R: 0 E: 0 K: 1 S: 8	H: 1 LOB: 1 BB: 0 P: 13	R: 0 E: 0 K: 0 S: 10	H: 0 LOB: 1 BB: 1 P: 17	R: 0 E: 0 K: 0 S: 12	H: 1 LOB: 2 BB: 0 P: 20	R: 0 E: 0 K: 2 S: 13	H: 2 LOB: 2 BB: 0 P: 19	1B: 8 2B: 0 3B: 0 HR: 0	SF: 0 SAC: 2 DP: 0 HBP: 0	WP: 0 PA: 39 PB: 0 SB: 1 CS: 0						
<b>PITCHER</b>	IP	WLS	BF	H	R	ER	SO	BB	IBB	HBP	BLK	WP	HR	S	P	ERA	WHIP										
Omar Daal, L ERA: 4.63	6.0	L	25	5	2	2	4	1	0	0	0	0	0	62	99	3.00	1.000										
Jose Santiago, R ERA: 4.72	1.0		4	0	0	0	0	1	0	0	0	0	0	10	17	0.00	1.000										
Eddie Oropesa, L ERA: 4.74	1.0		5	1	0	0	0	1	0	0	0	0	0	12	20	0.00	2.000										
Ricky Bottalico, R ERA: 4.08	0.2		4	2	0	0	2	0	0	0	0	0	0	12	18	0.00	3.000										
Dennis Cook, L ERA: 4.67	0.1		1	0	0	0	0	0	0	0	0	0	0	1	1	0.00	0.000										

AB	34
R	2
H	8
RBI	1
BB	3
SO	6
LOB	17



Batter	1	2	3	4	5	6	7	8	9	AB	R	H	RBI	BB	SO	LOB	BOTTOM										
11 Jimmy Rollins, S OBP: 0.327, SLG: 0.425	G6-3							F9		3	0	1	0	1	0	0	<b>Cincinnati Reds @ Philadelphia Phillies</b> Veterans Stadium, Philadelphia, PA Thu Sep 27 2001, 7:05 PM EDT Att: 38,602 - Cloudy - 65 F										
Doug Glanville, R OBP: 0.287, SLG: 0.383	F8			G4-3			F8		P3	4	0	0	0	0	2												
Bobby Abreu, L OBP: 0.390, SLG: 0.524	G1-3						L7		G4-3	3	0	0	0	1	0	1											
Scott Rolen, R OBP: 0.375, SLG: 0.490		F9							G3	2	1	0	0	2	0	0											
Travis Lee, L OBP: 0.344, SLG: 0.442		F7							G3	4	0	0	0	0	0	3											
Pat Burrell, R OBP: 0.343, SLG: 0.453		G6-3							K	4	0	0	0	0	2	2											
Marlon Anderson, L OBP: 0.330, SLG: 0.411			G6-3						K	3	0	0	0	0	1	2											
Johnny Estrada, S OBP: 0.280, SLG: 0.371										3	0	1	0	0	1	1											
Reggie Taylor, L (7, PR)										0	0	0	0	0	0	0											
Todd Pratt, R OBP: 0.337, SLG: 0.323										0	0	0	0	0	0	0											
<b>Inning Stats</b>	R: 0 E: 0 K: 0 S: 8	H: 0 LOB: 0 BB: 0 P: 11	R: 0 E: 0 K: 0 S: 6	H: 0 LOB: 0 BB: 0 P: 10	R: 0 E: 0 K: 0 S: 8	H: 1 LOB: 0 BB: 0 P: 11	R: 0 E: 0 K: 0 S: 13	H: 0 LOB: 2 BB: 3 P: 30	R: 0 E: 0 K: 3 S: 11	H: 0 LOB: 0 BB: 0 P: 15	R: 0 E: 0 K: 0 S: 11	H: 1 LOB: 1 BB: 0 P: 17	R: 1 E: 2 K: 0 S: 12	H: 0 LOB: 2 BB: 1 P: 20	R: 0 E: 0 K: 0 S: 8	H: 0 LOB: 0 BB: 0 P: 10	R: 0 E: 0 K: 1 S: 12	H: 0 LOB: 0 BB: 0 P: 14	1B: 2 2B: 0 3B: 0 HR: 0	SF: 0 SAC: 0 DP: 1 HBP: 0	WP: 0 PA: 33 PB: 0 SB: 0 CS: 1						
<b>PITCHER</b>	IP	WLS	BF	H	R	ER	SO	BB	IBB	HBP	BLK	WP	HR	S	P	ERA	WHIP										
59 Lance Davis, L ERA: 4.56	6.0	W	23	2	1	0	3	4	0	0	0	0	0	15	21	0.00	1.000										
Scott Sullivan, R ERA: 3.34	2.0	H	7	0	0	0	0	0	0	0	0	0	0	15	21	0.00	0.000										
Danny Graves, R ERA: 3.89	1.0	S	3	0	0	0	1	0	0	0	0	0	0	12	14	0.00	0.000										

AB	29
R	1
H	2
RBI	0
BB	4
SO	4
LOB	14





Batter	1	2	3	4	5	6	7	8	9	AB	R	H	RBI	BB	SO	LOB	TOP					
<b>Mike Mordecai, R</b> OBP: 0.322, SLG: 0.385	F8		K		G6-3		F9		1B	5	1	1	0	0	1	3						
<b>Jose Vidro, S</b> OBP: 0.366, SLG: 0.490	G3		G5-3			K	F9		1B	5	1	1	0	0	1	3						
<b>Vladimir Guerrero, R</b> OBP: 0.382, SLG: 0.573	K					G4-3		G6-4-3	SF7	2	1	0	1	2	1	0						
<b>Orlando Cabrera, R</b> OBP: 0.319, SLG: 0.422		F3						G6-4-3		5	2	3	2	0	0	1						
<b>Lee Stevens, L</b> OBP: 0.333, SLG: 0.450		K							1B	4	1	2	1	1	2	2						
<b>Brian Schneider, L</b> OBP: 0.414, SLG: 0.583							SF7			3	0	2	3	1	0	0						
<b>Brad Wilkerson, L</b> OBP: 0.298, SLG: 0.317	F8									4	0	1	0	0	0	4						
<b>Peter Bergeron, L</b> OBP: 0.280, SLG: 0.292										3	1	2	0	0	1	0						
<b>Mike Thurman, R</b> OBP: 0.275, SLG: 0.326										1	0	0	0	0	0	0						
<b>Tim Raines, S</b> OBP: 0.426, SLG: 0.442										0	0	0	0	0	0	0						
<b>Joey Eischen, L</b> OBP: 0.333										0	0	0	0	0	0	0						
<b>Britt Reames, R</b> OBP: 0.329, SLG: 0.396										0	0	0	0	0	0	0						
<b>Scott Stewart, L</b> OBP: 0.322, SLG: 0.396										1	0	0	0	0	0	1						
<b>Geoff Blum, S</b> OBP: 0.322, SLG: 0.396										0	0	0	0	0	0	0						
<b>Graeme Lloyd, L</b> OBP: 0.322, SLG: 0.396										0	0	0	0	0	0	0						
<b>Scott Strickland, R</b> OBP: 0.322, SLG: 0.396										0	0	0	0	0	0	0						
<b>Inning Stats</b>	R: 0 E: 0 K: 1 S: 8	H: 0 LOB: 0 BB: 0 P: 11	R: 0 E: 0 K: 1 S: 10	H: 0 LOB: 1 BB: 1 P: 17	R: 0 E: 0 K: 1 S: 9	H: 1 LOB: 1 BB: 0 P: 12	R: 1 E: 0 K: 1 S: 8	H: 1 LOB: 1 BB: 1 P: 17	R: 0 E: 0 K: 1 S: 6	H: 0 LOB: 0 BB: 0 P: 8	R: 2 E: 0 K: 1 S: 11	H: 2 LOB: 0 BB: 0 P: 16	R: 0 E: 0 K: 0 S: 13	H: 1 LOB: 2 BB: 1 P: 21	R: 0 E: 0 K: 0 S: 9	H: 2 LOB: 2 BB: 1 P: 14	R: 4 E: 0 K: 0 S: 15	H: 5 LOB: 2 BB: 1 P: 23	1B: 8 2B: 2 3B: 0 HR: 2	SF: 2 SAC: 2 DP: 1 HBP: 0	WP: 0 PB: 0 SB: 1 CS: 0	PA: 42
<b>PITCHER</b>	IP	WLS	BF	H	R	ER	SO	BB	IBB	HBP	BLK	WP	HR	S	P	ERA	WHIP					
<b>Jose Acevedo, R</b> ERA: 5.64	(1, 1)	7.0	29	5	3	3	6	3	0	0	0	0	2	65	102	3.86	1.143					
<b>Scott Sullivan, R</b> ERA: 3.31	(8, 1)	1.0	5	2	0	0	0	1	0	0	0	0	0	9	14	0.00	3.000					
<b>Danny Graves, R</b> ERA: 4.31	(9, 1)	1.0	L	8	5	4	4	0	1	0	0	0	0	15	23	36.00	6.000					

**Montreal Expos @ Cincinnati Reds**  
Cinergy Field, Cincinnati, OH  
Fri Sep 28 2001, 7:05 PM EDT  
Att: 18,762 - Cloudy - 60 F


AB	33
R	7
H	12
RBI	7
BB	5
SO	6
LOB	14



Batter	1	2	3	4	5	6	7	8	9	AB	R	H	RBI	BB	SO	LOB	BOTTOM					
<b>Wilton Guerrero, S</b> OBP: 0.342, SLG: 0.417	G4-3		FC3-6		L8	G1-3		WP		5	1	2	0	0	0	1						
<b>Adam Dunn, L</b> OBP: 0.370, SLG: 0.557	G4-3		FC3-6							4	1	1	0	1	2	3						
<b>Danny Graves, R</b> OBP: 0.250, SLG: 1.000			FC3-6							0	0	0	0	0	0	0						
<b>Ken Griffey Jr., L</b> OBP: 0.378, SLG: 0.549			FC3-6							5	0	3	1	0	0	2						
<b>Sean Casey, L</b> OBP: 0.369, SLG: 0.458										2	0	0	0	0	0	3						
<b>Brady Clark, R</b> OBP: 0.376, SLG: 0.441	G6-3		G6-4-3		F9					2	0	0	0	1	1	3						
<b>Dmitri Young, S</b> OBP: 0.351, SLG: 0.474		P4								5	1	3	2	0	0	1						
<b>Robin Jennings, L</b> OBP: 0.282, SLG: 0.429										3	0	0	0	1	0	3						
<b>Raul Gonzalez, R</b> OBP: 0.429, SLG: 0.333										1	0	1	0	0	0	0						
<b>Todd Walker, L</b> OBP: 0.354, SLG: 0.466										4	0	1	0	1	1	1						
<b>Corky Miller, R</b> OBP: 0.270, SLG: 0.323										3	1	1	1	1	2	3						
<b>Pokee Reese, R</b> OBP: 0.265, SLG: 0.345										0	1	0	0	0	0	0						
<b>Ruben Rivera, R</b> OBP: 0.326, SLG: 0.432										1	0	0	0	0	1	1						
<b>Jose Acevedo, R</b> OBP: 0.129, SLG: 0.161										3	0	1	0	0	1	3						
<b>Scott Sullivan, R</b> ERA: 4.06										0	0	0	0	0	0	0						
<b>D.T. Cromer, L</b> OBP: 0.302, SLG: 0.596										1	1	1	2	0	0	0						
<b>Jason LaRue, R</b> OBP: 0.298, SLG: 0.394										0	0	0	0	0	0	0						
<b>Inning Stats</b>	R: 0 E: 0 K: 0 S: 12	H: 1 LOB: 1 BB: 0 P: 20	R: 0 E: 0 K: 2 S: 13	H: 1 LOB: 2 BB: 1 P: 20	R: 0 E: 0 K: 0 S: 8	H: 1 LOB: 1 BB: 1 P: 17	R: 1 E: 0 K: 1 S: 11	H: 1 LOB: 1 BB: 1 P: 22	R: 1 E: 0 K: 0 S: 10	H: 3 LOB: 2 BB: 0 P: 13	R: 1 E: 0 K: 1 S: 13	H: 2 LOB: 1 BB: 0 P: 21	R: 0 E: 0 K: 0 S: 8	H: 0 LOB: 1 BB: 1 P: 16	R: 3 E: 0 K: 3 S: 15	H: 3 LOB: 1 BB: 1 P: 31	R: 0 E: 0 K: 1 S: 12	H: 2 LOB: 1 BB: 0 P: 15	1B: 9 2B: 2 3B: 0 HR: 3	SF: 0 SAC: 0 DP: 1 HBP: 0	WP: 1 PB: 0 SB: 1 CS: 0	PA: 44
<b>PITCHER</b>	IP	WLS	BF	H	R	ER	SO	BB	IBB	HBP	BLK	WP	HR	S	P	ERA	WHIP					
<b>Mike Thurman, R</b> ERA: 5.35	(1, 1)	6.0	29	9	3	3	4	3	0	0	0	0	2	67	113	4.50	2.000					
<b>Joey Eischen, L</b> ERA: 3.99	(7, 1)	1.1	5	0	0	0	1	1	0	0	0	0	0	11	22	0.00	0.750					
<b>Britt Reames, R</b> ERA: 6.08	(8, 1)	0.0	3	2	2	2	0	1	0	0	0	0	1	3	10	∞	∞					
<b>Scott Stewart, L</b> ERA: 4.06	(8, 1)	0.2	W	3	1	1	1	2	0	0	0	1	0	9	15	13.50	1.500					
<b>Graeme Lloyd, L</b> ERA: 4.37	(9, 1)	0.2	H	3	2	0	0	0	0	0	0	0	0	9	11	0.00	3.000					

**Montreal Expos @ Cincinnati Reds**  
Cinergy Field, Cincinnati, OH  
Fri Sep 28 2001, 7:05 PM EDT  
Att: 18,762 - Cloudy - 60 F

AB	39
R	6
H	14
RBI	6
BB	5
SO	8
LOB	24









Batter	1	2	3	4	5	6	7	8	9	AB	R	H	RBI	BB	SO	LOB	TOP								
Todd Walker, L (1.4) OBP: 0.357, SLG: 0.465	SH2-3 1B	K					L5-3 1B		F7	5	1	3	0	0	1	0									
Wilton Guerrero, S (1.6) OBP: 0.344, SLG: 0.408	SH2-3		F7			G3	L5-3 1B			4	0	1	0	0	0	2									
Ken Griffey Jr., L (1.8) OBP: 0.372, SLG: 0.548	K		F9				HR		G1-3	5	1	2	2	0	1	2									
Dmitri Young, S (1.5) OBP: 0.352, SLG: 0.484	G6-3		G4-3				K			4	0	0	0	0	2	2									
Adam Dunn, L (1.7) OBP: 0.381, SLG: 0.605		G3 HR 1B				F7				4	2	3	1	0	0	0									
Ruben Rivera, R (1.9) OBP: 0.323, SLG: 0.429		G3 HR 1B				L6				4	1	1	0	0	1	1									
Robin Jennings, L (1.3) OBP: 0.294, SLG: 0.442		G3				K				4	0	0	0	0	1	3									
Corky Miller, R (1.2) OBP: 0.311, SLG: 0.500		HR				HR				3	2	2	4	1	1	0									
Jared Fernandez, R (1.1) 51 Scott MacRae, R (3.1) Jose Rijo, R (5.1) Chris Piersoll, R (6.1) Dennis Reyes, L (6.1) Chris Ritzma, R (6.1) Hector Mercado, L (8.1) Willy Garcia, R (9.9)	G6-3					K			F7	1	0	0	0	0	0	0									
<b>Inning Stats</b>	R: 0 E: 0 K: 1 S: 7	H: 1 LOB: 1 BB: 0 P: 11	R: 3 E: 0 K: 1 S: 13	H: 3 LOB: 0 BB: 0 P: 18	R: 0 E: 0 K: 1 S: 7	H: 0 LOB: 0 BB: 0 P: 11	R: 0 E: 0 K: 1 S: 7	H: 0 LOB: 0 BB: 0 P: 7	R: 2 E: 0 K: 2 S: 16	H: 3 LOB: 1 BB: 0 P: 18	R: 0 E: 0 K: 1 S: 9	H: 1 LOB: 2 BB: 1 P: 16	R: 1 E: 0 K: 1 S: 7	H: 2 LOB: 0 BB: 0 P: 14	R: 1 E: 0 K: 2 S: 10	H: 1 LOB: 0 BB: 0 P: 13	R: 0 E: 0 K: 0 S: 4	H: 1 LOB: 1 BB: 0 P: 6	1B: 6 2B: 3 3B: 0 HR: 4	SF: 0 SAC: 1 DP: 1 HBP: 0	WP: 0 PB: 0 SB: 0 CS: 0	PA: 39			
<b>PITCHER</b>	IP	WLS	BF	H	R	ER	SO	BB	IBB	HBP	BLK	WP	HR	S	P	ERA	WHIP								
Jon Lieber, R (1.1) ERA: 3.8	6.0	W	27	8	5	5	5	1	0	0	0	0	2	59	81	7.50	1.500								
Ron Mahay, L (7.1) ERA: 2.94	2.0	H	8	3	2	2	3	0	0	0	0	0	2	17	27	9.00	1.500								
David Weathers, R (9.1) ERA: 2.44	1.0		4	1	0	0	0	0	0	0	0	0	0	4	6	0.00	1.000								

Cincinnati Reds @ Chicago Cubs  
Wrigley Field, Chicago, IL  
Wed Oct 03 2001, 1:20 PM CDT  
Att: 22,712 - Sunny - 76 F

AB	37
R	7
H	12
RBI	7
BB	1
SO	8
LOB	12



Batter	1	2	3	4	5	6	7	8	9	AB	R	H	RBI	BB	SO	LOB	BOTTOM								
Eric Young Sr., R (1.4) OBP: 0.332, SLG: 0.392	L8		1B WP			1B HBP	WP HR 1B		L8	4	3	2	1	0	1	0									
Chad Meyers, R (8.4) OBP: 0.400, SLG: 0.182										1	0	0	0	0	0	2									
Corey Patterson, L (1.8) OBP: 0.294, SLG: 0.353	P4		WP BB 1B			S 2B 1B	HR 1B			5	2	4	0	0	0	0									
Sammy Sosa, R (1.9) OBP: 0.433, SLG: 0.723	L9		WP BB			K 1B	HR 1B			4	1	2	4	1	1	1									
Delino DeShields, L (9.7) OBP: 0.339, SLG: 0.336										0	0	0	0	0	0	0									
Matt Stairs, L (1.3) OBP: 0.359, SLG: 0.463		G6-3 2B	P4			SF 2B BB	K K			4	2	1	0	1	2	5									
Roosevelt Brown, L (1.7) OBP: 0.316, SLG: 0.444		G6-3 1B	FC6-4 BB			SF 2B 2B	F8 K			3	2	2	1	1	0	2									
Ron Mahay, L (7.1)										1	0	0	0	0	1	0									
David Weathers, R (9.1)										0	0	0	0	0	0	0									
Ricky Gutierrez, R (1.6) OBP: 0.347, SLG: 0.406	G6-3		F2			SF 2B	G1-3		E BB	3	1	0	2	1	0	6									
Joe Girardi, R (1.2) OBP: 0.315, SLG: 0.345		CS 1B	FC6-4			HR 2B			L9	5	0	2	3	0	1	4									
Augie Ojeda, S (1.5) OBP: 0.277, SLG: 0.281		2H BB				K G3			E6	4	1	1	0	1	1	2									
Jon Lieber, L (1.1) OBP: 0.179, SLG: 0.184										3	0	0	0	0	0	2									
Michael Tucker, L (7.7) OBP: 0.322, SLG: 0.413	G1-3					G4-3	L7		K	2	1	1	0	0	1	2									
<b>Inning Stats</b>	R: 0 E: 0 K: 0 S: 6	H: 0 LOB: 0 BB: 0 P: 8	R: 2 E: 0 K: 0 S: 15	H: 3 LOB: 1 BB: 1 P: 29	R: 1 E: 0 K: 0 S: 13	H: 2 LOB: 3 BB: 2 P: 25	R: 0 E: 0 K: 2 S: 7	H: 0 LOB: 0 BB: 0 P: 7	R: 4 E: 0 K: 1 S: 18	H: 3 LOB: 1 BB: 1 P: 32	R: 1 E: 0 K: 1 S: 13	H: 2 LOB: 2 BB: 0 P: 21	R: 5 E: 0 K: 3 S: 20	H: 5 LOB: 0 BB: 0 P: 27	R: 0 E: 1 K: 1 S: 16	H: 0 LOB: 2 BB: 1 P: 25	1B: 10 2B: 4 3B: 0 HR: 1	SF: 1 SAC: 0 DP: 0 HBP: 1	WP: 2 PB: 0 SB: 1 CS: 1	PA: 46					
<b>PITCHER</b>	IP	WLS	BF	H	R	ER	SO	BB	IBB	HBP	BLK	WP	HR	S	P	ERA	WHIP								
Jared Fernandez, R (1.1) ERA: 4.38	2.2	L	15	3	4	3	3	1	0	0	0	0	0	26	41	13.50	2.000								
51 Scott MacRae, R (3.1) ERA: 4.15	2.0		11	3	4	3	3	1	0	0	0	0	0	2	2	0.00	0.000								
Jose Rijo, R (5.1) ERA: 2.25	0.1		1	0	0	0	0	0	0	0	0	0	0	2	2	0.00	0.000								
Chris Piersoll, R (6.1) ERA: 2.61	0.0		3	2	1	1	0	0	0	1	0	0	0	5	10	∞	∞								
Dennis Reyes, L (6.1) ERA: 5.02	0.2		0	0	0	0	1	0	0	0	0	0	0	5	8	0.00	0.000								
Chris Reitsma, R (6.1) ERA: 5.3	1.1		9	5	5	5	3	0	0	0	0	0	0	16	25	0.00	1.000								
Hector Mercado, L (8.1) ERA: 4.15	1.0		5	0	0	0	1	1	0	0	0	0	0	16	25	0.00	1.000								

Cincinnati Reds @ Chicago Cubs  
Wrigley Field, Chicago, IL  
Wed Oct 03 2001, 1:20 PM CDT  
Att: 22,712 - Sunny - 76 F

AB	39
R	13
H	15
RBI	11
BB	5
SO	8
LOB	26



Batter	1	2	3	4	5	6	7	8	9	AB	R	H	RBI	BB	SO	LOB	TOP	
Todd Walker, L (1, 4) OBP: 0.356, SLG: 0.462										3	0	0	0	1	1	0	<b>Cincinnati Reds @ Chicago Cubs</b> Wrigley Field, Chicago, IL Thu Oct 04 2001, 1:20 PM CDT Att: 19,535 - Cloudy - 58 F	
Wilton Guerrero, S (1, 6) OBP: 0.356, SLG: 0.419										4	0	3	0	0	1	0		
Ken Griffey Jr., L (1, 8) OBP: 0.371, SLG: 0.545										4	0	1	0	0	1	2		
Dmitri Young, S (1, 5) OBP: 0.351, SLG: 0.482										4	0	1	0	0	1	3		
Adam Dunn, L (1, 7) OBP: 0.379, SLG: 0.597										3	0	0	0	1	2	1		
Ruben Rivera, R (1, 9) OBP: 0.326, SLG: 0.431										4	0	2	0	0	1	2		
Robin Jennings, L (1, 3) OBP: 0.295, SLG: 0.434										2	0	0	0	1	0	2		
Corky Miller, R (1, 2) OBP: 0.292, SLG: 0.463										3	0	0	0	0	3	3		
Jose Acevedo, R (1, 1) OBP: 0.118, SLG: 0.147										3	0	0	0	0	3	0		
Dennys Reyes, R (7, 1) OBP: 0.162, SLG: 0.162										0	0	0	0	0	0	0		
<b>Inning Stats</b>	R: 0 E: 0 K: 2 S: 8	H: 0 LOB: 0 BB: 0 P: 11	R: 0 E: 0 K: 1 S: 7	H: 1 LOB: 1 BB: 0 P: 11	R: 0 E: 0 K: 3 S: 17	H: 2 LOB: 3 BB: 1 P: 25	R: 0 E: 0 K: 1 S: 11	H: 1 LOB: 1 BB: 0 P: 16	R: 0 E: 0 K: 1 S: 13	H: 1 LOB: 1 BB: 0 P: 17	R: 0 E: 0 K: 2 S: 13	H: 0 LOB: 2 BB: 2 P: 25	R: 0 E: 0 K: 1 S: 13	H: 1 LOB: 1 BB: 0 P: 19	R: 0 E: 0 K: 1 S: 6	H: 1 LOB: 1 BB: 0 P: 7	1B: 7 SF: 0 2B: 0 SAC: 0 3B: 0 DP: 0 HR: 0 HBP: 0	
<b>PITCHER</b>	IP WLS BF H R ER SO BB IBB HBP BLK WP HR S P ERA WHIP																	
34 Kerry Wood, R (1, 1) ERA: 3.36	6.0		26	5	0	0	10	2	1	0	0	0	1	0	69	105	0.00	1.167
Todd Van Poppel, R (7, 1) ERA: 2.55	1.0	W	4	1	0	0	2	0	0	0	0	0	0	0	13	19	0.00	1.000
Kyle Farnsworth, R (8, 1) ERA: 2.74	0.1	S	3	1	0	0	1	0	0	0	0	0	0	0	6	7	0.00	3.000

Batter	1	2	3	4	5	6	7	8	9	AB	R	H	RBI	BB	SO	LOB	BOTTOM	
Eric Young Sr., R (1, 4) OBP: 0.332, SLG: 0.392										2	0	1	0	0	0	0	<b>Cincinnati Reds @ Chicago Cubs</b> Wrigley Field, Chicago, IL Thu Oct 04 2001, 1:20 PM CDT Att: 19,535 - Cloudy - 58 F	
Michael Tucker, L (5, 3) OBP: 0.323, SLG: 0.413										2	0	1	0	0	0	1		
Corey Patterson, L (1, 8) OBP: 0.283, SLG: 0.344										3	0	0	0	1	2	3		
Sammy Sosa, R (1, 9) OBP: 0.433, SLG: 0.721										2	0	0	0	1	1	2		
Matt Stairs, L (1, 3) OBP: 0.358, SLG: 0.462										1	0	0	0	0	1	0		
Chad Meyers, R (4, 5) OBP: 0.353, SLG: 0.154										2	0	0	0	0	1	3		
Rondell White, R (1, 7) OBP: 0.375, SLG: 0.536										2	1	1	0	1	0	0		
Todd Hundley, S (1, 2) OBP: 0.271, SLG: 0.383										3	1	1	2	0	1	1		
Robert Machado, R (8, 2) OBP: 0.270, SLG: 0.341										0	0	0	0	0	0	0		
Delino DeShields, L (1, 5) OBP: 0.342, SLG: 0.342										3	0	2	0	0	0	0		
Augie Ojeda, S (1, 6) OBP: 0.274, SLG: 0.277										2	0	0	0	0	0	2		
34 Kerry Wood, R (1, 1) OBP: 0.204, SLG: 0.208										1	0	0	0	0	0	0		
Roosevelt Brown, L (6, PH) OBP: 0.325, SLG: 0.444										0	0	0	0	1	0	0		
Todd Van Poppel, R (7, 1) OBP: 0.286, SLG: 0.286										0	0	0	0	0	0	0		
Bill Mueller, S (7, PH) OBP: 0.402, SLG: 0.447										0	0	0	0	1	0	0		
Kyle Farnsworth, R (8, 1) ERA: 4.99										0	0	0	0	0	0	0		
<b>Inning Stats</b>	R: 0 E: 0 K: 2 S: 10	H: 0 LOB: 0 BB: 0 P: 19	R: 0 E: 0 K: 1 S: 8	H: 0 LOB: 0 BB: 0 P: 12	R: 0 E: 0 K: 0 S: 6	H: 0 LOB: 0 BB: 0 P: 12	R: 0 E: 0 K: 1 S: 7	H: 1 LOB: 1 BB: 1 P: 14	R: 0 E: 0 K: 1 S: 10	H: 2 LOB: 1 BB: 0 P: 13	R: 0 E: 0 K: 0 S: 6	H: 0 LOB: 2 BB: 2 P: 16	R: 2 E: 0 K: 1 S: 15	H: 3 LOB: 2 BB: 2 P: 29	R: 0 E: 0 K: 1 S: 15	H: 0 LOB: 2 BB: 2 P: 29	1B: 4 SF: 0 2B: 2 SAC: 1 3B: 0 DP: 3 HR: 1 HBP: 0	
<b>PITCHER</b>	IP WLS BF H R ER SO BB IBB HBP BLK WP HR S P ERA WHIP																	
Jose Acevedo, R (1, 1) ERA: 5.44	6.2	L	27	5	2	2	5	4	1	1	0	0	0	1	57	108	2.70	1.350
Dennys Reyes, L (7, 1) ERA: 4.99	0.1		2	1	0	0	1	0	0	0	0	0	0	5	7	0.00	3.000	

AB	30
R	0
H	7
RBI	0
BB	3
SO	13
LOB	13



Batter	1	2	3	4	5	6	7	8	9	AB	R	H	RBI	BB	SO	LOB	TOP					
11 Jimmy Rollins, S OBP: 0.324, SLG: 0.416										3	1	2	0	1	0	0	Philadelphia Phillies @ Cincinnati Reds Cinergy Field, Cincinnati, OH Sat Oct 06 2001, 1:15 PM EDT Sunny - 48 F					
Marlon Anderson, L OBP: 0.331, SLG: 0.410										4	0	0	0	0	1	4						
Bobby Abreu, L OBP: 0.391, SLG: 0.543										4	0	2	0	0	0	1						
Pat Burrell, R OBP: 0.346, SLG: 0.463										1	0	0	0	0	0	0						
Brian Hunter, R OBP: 0.353, SLG: 0.370										2	1	0	0	2	0	3						
Travis Lee, L OBP: 0.341, SLG: 0.434										4	0	1	0	0	0	4						
Doug Glanville, R OBP: 0.285, SLG: 0.375										4	0	3	0	0	0	0						
Tomas Perez, S OBP: 0.345, SLG: 0.438										3	0	0	1	0	0	2						
Johanny Estrada, S OBP: 0.270, SLG: 0.354										3	0	1	0	0	0	2						
Omar Daal, L OBP: 0.250, SLG: 0.255										3	0	1	0	0	0	2						
Ricky Bottalico, L OBP: 0.333, SLG: 0.667										0	0	0	0	0	0	0						
23 Kevin Jordan, R OBP: 0.319, SLG: 0.305										1	0	0	0	0	1	0						
Jose Mesa, R										0	0	0	0	0	0	0						
<b>Inning Stats</b>	R: 0 E: 0 K: 1 S: 10	H: 1 LOB: 0 BB: 0 P: 17	R: 1 E: 0 K: 0 S: 12	H: 2 LOB: 2 BB: 1 P: 20	R: 1 E: 0 K: 0 S: 13	H: 2 LOB: 2 BB: 1 P: 22	R: 0 E: 0 K: 0 S: 5	H: 1 LOB: 0 BB: 0 P: 7	R: 0 E: 0 K: 0 S: 5	H: 0 LOB: 0 BB: 0 P: 9	R: 0 E: 0 K: 1 S: 10	H: 0 LOB: 0 BB: 1 P: 15	R: 0 E: 1 K: 0 S: 16	H: 3 LOB: 2 BB: 0 P: 26	R: 0 E: 0 K: 0 S: 11	H: 1 LOB: 1 BB: 0 P: 17	R: 0 E: 0 K: 1 S: 7	H: 0 LOB: 0 BB: 0 P: 12	1B: 9 2B: 2 3B: 0 HR: 0	SF: 1 SAC: 0 DP: 2 HBP: 0	WP: 0 PB: 0 SB: 0 CS: 2	PA: 36
<b>PITCHER</b>	IP WLS BF H R ER SO BB IBB HBP BLK WP HR S P ERA WHIP																					
Elmer Dessens, R ERA: 4.48	(1, 1) 7.0 L 29 9 2 2 2 3 0 0 0 0 0 0 71 116 2.57 1.714																					
Hector Mercado, L ERA: 4.09	(8, 1) 1.0 4 1 0 0 0 0 0 0 0 0 0 0 11 17 0.00 1.000																					
51 Scott MacRae, R ERA: 4.02	(9, 1) 1.0 3 0 0 0 1 0 0 0 0 0 0 0 7 12 0.00 0.000																					

Batter	1	2	3	4	5	6	7	8	9	AB	R	H	RBI	BB	SO	LOB	BOTTOM					
Todd Walker, L OBP: 0.353, SLG: 0.459										4	0	0	1	0	0	1	Philadelphia Phillies @ Cincinnati Reds Cinergy Field, Cincinnati, OH Sat Oct 06 2001, 1:15 PM EDT Sunny - 48 F					
Wilton Guerrero, S OBP: 0.353, SLG: 0.414										4	0	1	0	0	0	0						
Ken Griffey Jr., L OBP: 0.367, SLG: 0.539										4	0	0	0	0	0	1						
Ruben Rivera, R OBP: 0.322, SLG: 0.425										4	0	0	0	0	1	1						
Raul Gonzalez, R OBP: 0.286, SLG: 0.231										4	0	1	0	0	1	1						
Pokey Reese, R OBP: 0.285, SLG: 0.345										0	0	0	0	0	0	0						
Jason LaRue, R OBP: 0.299, SLG: 0.398										4	0	1	0	0	2	3						
Robin Jennings, L OBP: 0.288, SLG: 0.424										3	0	0	0	0	1	1						
Corky Miller, R OBP: 0.280, SLG: 0.442										2	0	0	0	0	0	0						
Dmitri Young, S OBP: 0.350, SLG: 0.481										1	1	0	0	0	1	0						
Elmer Dessens, R ERA: 4.46	(1, 1) 7.0 W 25 3 0 0 0 3 0 0 0 0 0 0 65 96 0.00 0.429																					
Ricky Bottalico, R ERA: 3.9	(8, 1) 1.0 H 4 0 1 0 1 0 0 0 0 0 1 0 7 15 0.00 0.000																					
Jose Mesa, R ERA: 2.38	(9, 1) 1.0 S 4 1 0 0 2 0 0 0 0 0 0 0 10 15 0.00 1.000																					
<b>Inning Stats</b>	R: 0 E: 0 K: 0 S: 8	H: 0 LOB: 0 BB: 0 P: 11	R: 0 E: 0 K: 1 S: 7	H: 0 LOB: 0 BB: 0 P: 11	R: 0 E: 0 K: 0 S: 9	H: 1 LOB: 1 BB: 0 P: 13	R: 0 E: 0 K: 0 S: 12	H: 1 LOB: 2 BB: 0 P: 21	R: 0 E: 0 K: 1 S: 10	H: 0 LOB: 0 BB: 0 P: 15	R: 0 E: 0 K: 0 S: 8	H: 0 LOB: 0 BB: 0 P: 13	R: 0 E: 0 K: 1 S: 11	H: 1 LOB: 1 BB: 0 P: 12	R: 1 E: 0 K: 1 S: 7	H: 0 LOB: 0 BB: 0 P: 15	R: 0 E: 0 K: 2 S: 10	H: 1 LOB: 1 BB: 0 P: 15	1B: 2 2B: 1 3B: 1 HR: 0	SF: 0 SAC: 0 DP: 0 HBP: 0	WP: 1 PB: 1 SB: 0 CS: 0	PA: 33
<b>PITCHER</b>	IP WLS BF H R ER SO BB IBB HBP BLK WP HR S P ERA WHIP																					

Batter	1	2	3	4	5	6	7	8	9	AB	R	H	RBI	BB	SO	LOB	TOP										
11 Jimmy Rollins, S OBP: 0.323, SLG: 0.419	G6-3		HR			F7			F8	5	1	1	1	0	0	3	Philadelphia Phillies @ Cincinnati Reds Cinergy Field, Cincinnati, OH Sat Oct 06 2001, 4:15 PM EDT Att: 22,886 - Sunny - 55 F										
Reggie Taylor, L	G3		F7			P6			F8	4	1	0	0	1	0	0											
Bobby Abreu, L OBP: 0.393, SLG: 0.544	1B		K			CS			P5	5	1	3	0	0	1	0											
Marlon Anderson, L OBP: 0.337, SLG: 0.421	1B					CS			CS	5	1	5	2	0	0	0											
Brian Hunter, R OBP: 0.344, SLG: 0.359	FC6-4					SH			P4	4	1	0	0	0	0	5											
Tomas Perez, S OBP: 0.350, SLG: 0.440		L9				SH			F8	4	0	2	1	0	1	0											
23 Kevin Jordan, R OBP: 0.317, SLG: 0.303		P6				G1-3			K	4	0	1	1	0	1	2											
Todd Pratt, R OBP: 0.329, SLG: 0.306		K				F9			G5-3	3	0	0	0	0	1	2											
4B David Coggin, R OBP: 0.114, SLG: 0.091						F9			K	3	0	0	0	0	1	5											
Dennis Cook, L						G5-3			K	0	0	0	0	0	0	0											
Jose Santiago, R									K	0	0	0	0	0	0	0											
P.J. Forbes, R									K	1	0	0	0	0	1	0											
Jose Mesa, R									K	0	0	0	0	0	0	0											
<b>Inning Stats</b>	R: 0 E: 0 K: 0 S: 11	H: 2 LOB: 2 BB: 0 P: 19	R: 0 E: 0 K: 1 S: 8	H: 0 LOB: 0 BB: 0 P: 10	R: 1 E: 0 K: 1 S: 14	H: 1 LOB: 0 BB: 0 P: 24	R: 1 E: 0 K: 0 S: 13	H: 3 LOB: 2 BB: 0 P: 21	R: 0 E: 0 K: 0 S: 8	H: 1 LOB: 0 BB: 0 P: 15	R: 1 E: 1 K: 1 S: 16	H: 2 LOB: 3 BB: 0 P: 27	R: 0 E: 0 K: 0 S: 11	H: 1 LOB: 1 BB: 0 P: 16	R: 0 E: 0 K: 2 S: 9	H: 0 LOB: 0 BB: 0 P: 11	R: 2 E: 0 K: 1 S: 16	H: 2 LOB: 1 BB: 1 P: 24	1B: 8 2B: 3 3B: 0 HR: 1	SF: 0 SAC: 1 DP: 0 HBP: 1	WP: 0 PB: 0 CS: 1 SB: 0	PA: 42					
<b>PITCHER</b>	IP	WLS	BF	H	R	ER	SO	BB	IBB	HBP	BLK	WP	HR	S	P	ERA	WHIP										
Joey Hamilton, R ERA: 5.93	5.1	L	26	9	3	3	2	0	0	1	0	0	1	66	109	5.06	1.688										
Chris Piersoll, R ERA: 2.45	0.2		2	0	0	0	1	0	0	0	0	0	0	4	7	0.00	0.000										
Dennys Reyes, L ERA: 4.92	0.2		3	1	0	0	0	0	0	0	0	0	0	9	12	0.00	1.500										
Chris Reitsma, R ERA: 5.29	0.1		1	0	0	0	0	0	0	0	0	0	0	2	4	0.00	0.000										
Scott Sullivan, R ERA: 3.34	2.0		9	2	2	2	3	1	0	0	0	0	0	25	35	9.00	1.500										

Batter	1	2	3	4	5	6	7	8	9	AB	R	H	RBI	BB	SO	LOB	BOTTOM										
Todd Walker, L OBP: 0.355, SLG: 0.459	G4-3	1B				FC4-6			G1-3	4	0	2	0	1	0	1	Philadelphia Phillies @ Cincinnati Reds Cinergy Field, Cincinnati, OH Sat Oct 06 2001, 4:15 PM EDT Att: 22,886 - Sunny - 55 F										
Wilton Guerrero, S OBP: 0.355, SLG: 0.413	G4-3	1B				FC4-6			G3-1	5	0	2	0	0	0	2											
Ken Griffey Jr., L OBP: 0.364, SLG: 0.533	G4-3	1B				F7			G3	4	0	0	0	0	0	6											
Adam Dunn, L OBP: 0.376, SLG: 0.588	K					F7			L3	3	0	0	0	1	1	2											
Brady Clark, R OBP: 0.369, SLG: 0.424	P4					G6-3			1B	3	0	1	0	1	0	2											
Robin Jennings, L OBP: 0.301, SLG: 0.434						G3			G3	4	1	3	0	0	0	0											
Jason LaRue, R OBP: 0.302, SLG: 0.400						G5-4-3			G5-4-3	3	0	1	0	1	1	3											
Corky Miller, R OBP: 0.278, SLG: 0.435						G5-4-3			F5	3	0	1	1	0	0	1											
Joey Hamilton, R OBP: 0.125, SLG: 0.250									F9	2	0	0	0	0	1	1											
Chris Piersoll, R OBP: 0.105, SLG: 0.105									L5	0	0	0	0	0	0	0											
Dennys Reyes, R OBP: 0.182, SLG: 0.182										0	0	0	0	0	0	0											
Chris Reitsma, R OBP: 0.157, SLG: 0.125										0	0	0	0	0	0	0											
Pokey Reese, R OBP: 0.344, SLG: 0.344										1	0	0	0	0	0	0											
Scott Sullivan, R OBP: 0.366, SLG: 0.607										0	0	0	0	0	0	1											
<b>Inning Stats</b>	R: 0 E: 0 K: 1 S: 8	H: 2 LOB: 2 BB: 0 P: 14	R: 1 E: 0 K: 0 S: 12	H: 3 LOB: 3 BB: 1 P: 20	R: 0 E: 0 K: 0 S: 4	H: 0 LOB: 0 BB: 0 P: 7	R: 0 E: 0 K: 1 S: 9	H: 0 LOB: 0 BB: 1 P: 15	R: 0 E: 0 K: 0 S: 8	H: 1 LOB: 0 BB: 0 P: 12	R: 0 E: 0 K: 0 S: 9	H: 0 LOB: 0 BB: 0 P: 12	R: 0 E: 0 K: 1 S: 11	H: 1 LOB: 2 BB: 1 P: 17	R: 0 E: 0 K: 0 S: 9	H: 1 LOB: 1 BB: 0 P: 12	1B: 9 2B: 1 3B: 0 HR: 0	SF: 1 SAC: 0 DP: 2 HBP: 0	WP: 0 PB: 0 CS: 0 SB: 0	PA: 38							
<b>PITCHER</b>	IP	WLS	BF	H	R	ER	SO	BB	IBB	HBP	BLK	WP	HR	S	P	ERA	WHIP										
4B David Coggin, R ERA: 4.17	7.0		29	8	1	1	2	3	0	0	0	0	0	8	14	0.00	3.000										
Dennis Cook, L ERA: 4.53	0.2	H	4	1	0	0	0	1	0	0	0	0	0	8	14	0.00	3.000										
Jose Santiago, R ERA: 4.61	0.1	H	1	0	0	0	1	0	0	0	0	0	0	3	3	0.00	0.000										
Jose Mesa, R ERA: 2.35	1.0		4	1	0	0	0	0	0	0	0	0	0	9	12	0.00	1.000										

AB	38
R	5
H	12
RBI	5
BB	1
SO	6
LOB	17





Batter	1	2	3	4	5	6	7	8	9	AB	R	H	RBI	BB	SO	LOB	TOP		
Brian Hunter, R (1, 8) Reggie Taylor, L (4, 8)	1-0 FC5 1B		2-2 F9	2-2 G3		2-2 G6-3		0-2 F7		3	0	1	0	0	0	2			
P.J. Forbes, R (1, 4) OBP: 0.286, SLG: 0.286	1-2 F8 FC5 23 1B		0-1 F9		0-1 G1-3		2-1 FC3-6 1B		0-3 K	5	1	2	0	0	1	0			
Bobby Abreu, L (1, 9) Tomas Perez, S (7, 9) OBP: 0.347, SLG: 0.437	0-2 FC5 FC6-4 23 1B		4-2 HR		1-0 23 1B		1-1 FC3-6 2B		0-0 F7	3	2	1	0	1	0	3			
Pat Burrell, R (1, 7) OBP: 0.346, SLG: 0.469	0-1 F8		2-1 HR		0-2 P4		3-0 23 1B		0-0 F8	5	1	2	3	0	0	3			
23 Kevin Jordan, R (1, 5) OBP: 0.323, SLG: 0.310	0-0 FC6-4 1B		3-2 G6-3		3-2 BB 1B		0-1 FC1-5-4-1			4	0	2	1	0	0	1			
Todd Pratt, R (1, 3) OBP: 0.327, SLG: 0.301	2-2 FC6-4			1-1 E6 SH1-4 1B		4-2 BB		3-3 K	3	0	0	0	1	1	3				
Nick Punto, S (1, 6)		3-2 G3		1-1 SH1-4 1B		3-2 P5		1-0 G3-1	4	0	1	0	0	0	3				
Johnny Estrada, S (1, 2)		3-1 1B		0-0 F8		1-1 G3-1		1-2 2B	4	0	2	0	0	0	2				
Randy Wolf, L (1, 1) Jose Mesa, R (9, 1)		0-1 B1-2-3-6		0-2 SH1-4		1-0 F7		1-1 F7	3	0	0	0	0	0	2				
<b>Inning Stats</b>	R: 1 E: 0 K: 0 S: 13	H: 3 LOB: 2 BB: 0 P: 17	R: 0 E: 0 K: 0 S: 9	H: 1 LOB: 0 BB: 0 P: 15	R: 2 E: 0 K: 0 S: 16	H: 1 LOB: 0 BB: 1 P: 27	R: 0 E: 1 K: 0 S: 11	H: 1 LOB: 2 BB: 0 P: 15	R: 0 E: 0 K: 0 S: 8	H: 0 LOB: 0 BB: 0 P: 12	R: 1 E: 0 K: 1 S: 11	H: 2 LOB: 1 BB: 0 P: 20	R: 0 E: 0 K: 0 S: 14	H: 1 LOB: 0 BB: 0 P: 17	R: 0 E: 0 K: 1 S: 6	H: 0 LOB: 0 BB: 0 P: 6	1B: 8 2B: 2 3B: 0 HR: 1	SF: 0 SAC: 1 DP: 1 HBP: 0	WP: 0 PA: 40 PB: 0 CS: 0
<b>PITCHER</b>	IP WLS BF H R ER SO BB IBB HBP BLK WP HR S P ERA WHIP	IP WLS BF H R ER SO BB IBB HBP BLK WP HR S P ERA WHIP	IP WLS BF H R ER SO BB IBB HBP BLK WP HR S P ERA WHIP	IP WLS BF H R ER SO BB IBB HBP BLK WP HR S P ERA WHIP	IP WLS BF H R ER SO BB IBB HBP BLK WP HR S P ERA WHIP	IP WLS BF H R ER SO BB IBB HBP BLK WP HR S P ERA WHIP	IP WLS BF H R ER SO BB IBB HBP BLK WP HR S P ERA WHIP	IP WLS BF H R ER SO BB IBB HBP BLK WP HR S P ERA WHIP	IP WLS BF H R ER SO BB IBB HBP BLK WP HR S P ERA WHIP	IP WLS BF H R ER SO BB IBB HBP BLK WP HR S P ERA WHIP	IP WLS BF H R ER SO BB IBB HBP BLK WP HR S P ERA WHIP	IP WLS BF H R ER SO BB IBB HBP BLK WP HR S P ERA WHIP	IP WLS BF H R ER SO BB IBB HBP BLK WP HR S P ERA WHIP	IP WLS BF H R ER SO BB IBB HBP BLK WP HR S P ERA WHIP	IP WLS BF H R ER SO BB IBB HBP BLK WP HR S P ERA WHIP	IP WLS BF H R ER SO BB IBB HBP BLK WP HR S P ERA WHIP	IP WLS BF H R ER SO BB IBB HBP BLK WP HR S P ERA WHIP	IP WLS BF H R ER SO BB IBB HBP BLK WP HR S P ERA WHIP	

Philadelphia Phillies @ Cincinnati Reds  
Cinergy Field, Cincinnati, OH  
Sun Oct 07 2001, 1:15 PM EDT  
Att: 20,093 - Sunny - 47 F

AB	37
R	4
H	11
RBI	4
BB	2
SO	2
LOB	20



Batter	1	2	3	4	5	6	7	8	9	AB	R	H	RBI	BB	SO	LOB	BOTTOM		
Todd Walker, L (1, 4) OBP: 0.355, SLG: 0.459	2-2 F8		1-2 G5-3			0-1 F9		1-2 2B		4	0	1	0	0	0	0			
Wilton Guerrero, S (1, 6) OBP: 0.352, SLG: 0.408	1-2 1B		1-2 G5-3			0-1 G6-3		0-0 B2		4	0	1	0	0	0	1			
Adam Dunn, L (1, 7) OBP: 0.371, SLG: 0.578	1-0 F8			0-3 K		0-0 F7			0-3 K	4	0	0	0	0	2	1			
Ruben Rivera, R (1, 8) OBP: 0.321, SLG: 0.426				2-3 K		1-2 F7			0-0 1B 2B	4	1	1	0	0	2	1			
Brady Clark, R (1, 9) OBP: 0.373, SLG: 0.426		0-0 G3-1 S 1B		1-1 1B		1-1 F7			2-1 F8	4	0	2	0	0	0	1			
Jason LaRue, R (1, 5) OBP: 0.303, SLG: 0.404		0-0 P4		0-1 P6		0-2 2B			1-0 BB BB 1B	4	0	2	1	0	0	2			
Robin Jennings, L (1, 3) OBP: 0.300, SLG: 0.424		2-1 G3-1			0-0 G4-3		3-3 K		4-1 BB BB	3	0	0	0	1	1	2			
Corky Miller, R (1, 2) Ken Griffey Jr., L (9, PH) OBP: 0.263, SLG: 0.408 OBP: 0.365, SLG: 0.533		2-2 F8			3-3 K			1-1 G6-3	4-1 BB	3	0	0	0	0	1	1			
59 Lance Davis, R (1, 1) Chris Piersoll, R (5, PH) Pokey Reese, R (8, PH) Jim Brower, R (8, PH) Scott Sullivan, R (8, PH) Raul Gonzalez, R (9, PH) Jose Rijo, R (9, PH) D.T. Cromer, L (9, PH) OBP: 0.121, SLG: 0.152 OBP: 0.345, SLG: 0.345 OBP: 0.345, SLG: 0.345 OBP: 0.345, SLG: 0.345 OBP: 0.345, SLG: 0.345 OBP: 0.345, SLG: 0.345 OBP: 0.345, SLG: 0.345			2-3 K		2-3 K			0-0 L4	0-0 G4-3	1	0	0	0	0	1	0			
<b>Inning Stats</b>	R: 0 E: 0 K: 1 S: 11	H: 1 LOB: 1 BB: 0 P: 15	R: 0 E: 0 K: 0 S: 7	H: 1 LOB: 0 BB: 0 P: 11	R: 0 E: 0 K: 2 S: 12	H: 1 LOB: 1 BB: 0 P: 15	R: 0 E: 0 K: 2 S: 7	H: 0 LOB: 0 BB: 0 P: 12	R: 0 E: 0 K: 0 S: 5	H: 0 LOB: 0 BB: 0 P: 5	R: 0 E: 0 K: 1 S: 11	H: 1 LOB: 1 BB: 0 P: 16	R: 0 E: 0 K: 0 S: 7	H: 1 LOB: 0 BB: 0 P: 9	R: 1 E: 0 K: 1 S: 10	H: 2 LOB: 3 BB: 2 P: 21	1B: 4 2B: 3 3B: 0 HR: 0	SF: 0 SAC: 0 DP: 0 HBP: 0	WP: 0 PA: 36 PB: 0 CS: 0
<b>PITCHER</b>	IP WLS BF H R ER SO BB IBB HBP BLK WP HR S P ERA WHIP	IP WLS BF H R ER SO BB IBB HBP BLK WP HR S P ERA WHIP	IP WLS BF H R ER SO BB IBB HBP BLK WP HR S P ERA WHIP	IP WLS BF H R ER SO BB IBB HBP BLK WP HR S P ERA WHIP	IP WLS BF H R ER SO BB IBB HBP BLK WP HR S P ERA WHIP	IP WLS BF H R ER SO BB IBB HBP BLK WP HR S P ERA WHIP	IP WLS BF H R ER SO BB IBB HBP BLK WP HR S P ERA WHIP	IP WLS BF H R ER SO BB IBB HBP BLK WP HR S P ERA WHIP	IP WLS BF H R ER SO BB IBB HBP BLK WP HR S P ERA WHIP	IP WLS BF H R ER SO BB IBB HBP BLK WP HR S P ERA WHIP	IP WLS BF H R ER SO BB IBB HBP BLK WP HR S P ERA WHIP	IP WLS BF H R ER SO BB IBB HBP BLK WP HR S P ERA WHIP	IP WLS BF H R ER SO BB IBB HBP BLK WP HR S P ERA WHIP	IP WLS BF H R ER SO BB IBB HBP BLK WP HR S P ERA WHIP	IP WLS BF H R ER SO BB IBB HBP BLK WP HR S P ERA WHIP	IP WLS BF H R ER SO BB IBB HBP BLK WP HR S P ERA WHIP	IP WLS BF H R ER SO BB IBB HBP BLK WP HR S P ERA WHIP		

Philadelphia Phillies @ Cincinnati Reds  
Cinergy Field, Cincinnati, OH  
Sun Oct 07 2001, 1:15 PM EDT  
Att: 20,093 - Sunny - 47 F

AB	34
R	1
H	7
RBI	1
BB	2
SO	8
LOB	12

