

Cincinnati Reds - 2002

Batter	1	2	3	4	5	6	7	8	9	AB	R	H	RBI	BB	SO	LOB	TOP											
Delino DeShields, L OBP: 0.500, SLG: 0.583	1-2 WP F8 1B		2-1 G3					2-2 G4-3 1B	1-1 G4-3	5	0	3	0	0	0	2												
Corey Patterson, L OBP: 0.571, SLG: 0.727	0-3 K			3-2 F8	2-1 P4			0-1 G4-3 1B		4	0	0	0	0	1	3												
Sammy Sosa, R OBP: 0.357, SLG: 0.750	2-1 F8			1-1 HR				4-2 BB		3	1	1	1	1	0	1												
Fred McGriff, L OBP: 0.286, SLG: 0.250	1-2 G4-3			4-2 1B BB				0-1 L9		3	0	0	0	1	1	3												
Roosevelt Brown, L OBP: 0.214, SLG: 0.308 Kyle Farnsworth, R		3-3 K		2-3 K				1-3 K		4	0	1	0	0	3	3												
Alex Gonzalez, R OBP: 0.643, SLG: 0.727	1-2 G4-3			2-1 1B				1-1 1B		4	0	2	0	0	0	1												
Todd Hundley, S Joe Girardi, R		2-3 K		1-3 K				0-0 1B		4	0	1	0	0	2	2												
Chris Stynes, R OBP: 0.222, SLG: 0.125 Jeff Fassero, L			1-2 F8		2-2 F3			0-2 F7		3	0	0	0	0	0	0												
Darren Lewis, R OBP: 0.500, SLG: 0.500								1-1 F7		0	0	0	0	0	0	2												
Juan Cruz, R Jesus Sanchez, L Mark Bellhorn, S			0-1 G1-3		0-1 G3-1			1-1 F7		2	0	0	0	0	0	0												
Inning Stats	R: 0 E: 0 K: 1 S: 12	H: 1 LOB: 1 BB: 0 P: 16	R: 0 E: 0 K: 2 S: 12	H: 0 LOB: 0 BB: 0 P: 18	R: 0 E: 0 K: 0 S: 7	H: 0 LOB: 0 BB: 0 P: 10	R: 1 E: 0 K: 2 S: 17	H: 2 LOB: 2 BB: 1 P: 30	R: 0 E: 0 K: 1 S: 10	H: 1 LOB: 1 BB: 0 P: 15	R: 0 E: 0 K: 1 S: 10	H: 0 LOB: 0 BB: 0 P: 10	R: 0 E: 0 K: 1 S: 13	H: 1 LOB: 2 BB: 1 P: 20	R: 0 E: 0 K: 0 S: 10	H: 2 LOB: 2 BB: 0 P: 13	1B: 6 2B: 1 3B: 0 HR: 1	SF: 0 SAC: 0 DP: 0 HBP: 0	WP: 1 PB: 0 SB: 0 CS: 0	PA: 37								
PITCHER	IP	WLS	BF	H	R	ER	SO	BB	IBB	HBP	BLK	WP	HR	S	P	ERA	WHIP											
Jose Acevedo, R	(1, 1)	6.0	W	24	5	1	1	6	1	0	0	0	1	1	68	107	1.50	1.000										
Scott Sullivan, R	(7, 1)	1.1	H	6	1	0	0	1	1	0	0	0	0	0	15	24	0.00	1.500										
Danny Graves, R	(8, 1)	1.2	S	7	2	0	0	1	0	0	0	0	0	0	15	19	0.00	1.200										

Chicago Cubs @ Cincinnati Reds
Cinergy Field, Cincinnati, OH
Thu Apr 04 2002, 7:10 PM EST
Att: 16,448 - Sunny - 43 F

AB	35
R	1
H	8
RBI	1
BB	2
SO	8
LOB	19



Batter	1	2	3	4	5	6	7	8	9	AB	R	H	RBI	BB	SO	LOB	BOTTOM										
Todd Walker, L OBP: 0.308, SLG: 0.667	3-3 K		3-3 K		4-2 G6-3 1B BB	2-1 F9				3	1	0	0	1	2	1											
Barry Larkin, R OBP: 0.231, SLG: 0.167	1-0 L9		0-3 K		1-1 G6-3 1B	2-3 K				4	0	0	0	0	2	2											
Ken Griffey Jr., L OBP: 0.385, SLG: 0.400	3-2 G1-3		2-1 HBP		0-0 FC4-6 2H 1B			2-3 K		3	0	1	1	0	1	0											
Sean Casey, L OBP: 0.462, SLG: 0.400		0-2 E 2B		0-0 F8	4-2 FC4-6 BB			1-0 G3		3	1	1	0	1	0	1											
Aaron Boone, R OBP: 0.231, SLG: 0.100		0-0 E3 2B		4-0 S BB	2-2 FC4-6 BB			3-3 K		3	1	0	0	1	1	2											
Adam Dunn, L OBP: 0.333, SLG: 0.111 Reggie Taylor, L		2-0 L7		3-3 K	4-2 BB			1-2 G4-3		3	0	0	0	1	1	2											
Juan Encarnacion, R OBP: 0.250, SLG: 0.333		2-3 K		1-0 L9	0-3 K			1-1 F8		4	0	0	0	0	2	5											
Jason LaRue, R OBP: 0.500, SLG: 0.556		2-0 1H 2B		4-0 IBB	1-0 F2			3-2 F9		3	0	1	1	1	0	0											
Jose Acevedo, R Brady Clark, R Scott Sullivan, R Danny Graves, R		1-3 K		1-3 K	4-1 BB					2	0	0	0	0	2	3											
Inning Stats	R: 0 E: 0 K: 1 S: 13	H: 0 LOB: 0 BB: 0 P: 20	R: 2 E: 1 K: 2 S: 13	H: 2 LOB: 1 BB: 0 P: 20	R: 0 E: 0 K: 2 S: 11	H: 0 LOB: 1 BB: 0 P: 16	R: 0 E: 0 K: 2 S: 7	H: 0 LOB: 2 BB: 2 P: 20	R: 1 E: 0 K: 1 S: 18	H: 1 LOB: 3 BB: 3 P: 33	R: 0 E: 0 K: 1 S: 7	H: 0 LOB: 1 BB: 1 P: 16	R: 0 E: 0 K: 0 S: 8	H: 0 LOB: 0 BB: 0 P: 14	R: 0 E: 0 K: 0 S: 9	H: 0 LOB: 0 BB: 0 P: 14	1B: 1 2B: 2 3B: 0 HR: 0	SF: 0 SAC: 0 DP: 0 HBP: 1	WP: 0 PB: 0 SB: 1 CS: 0	PA: 35							
PITCHER	IP	WLS	BF	H	R	ER	SO	BB	IBB	HBP	BLK	WP	HR	S	P	ERA	WHIP										
Juan Cruz, R	(1, 1)	4.2	L	23	3	3	1	7	3	1	1	0	0	57	100	1.93	1.286										
Jesus Sanchez, L	(5, 1)	1.1		6	0	0	0	2	2	0	0	0	0	12	25	0.00	1.500										
Jeff Fassero, L	(7, 1)	1.1		4	0	0	0	2	0	0	0	0	0	11	18	0.00	0.000										
Kyle Farnsworth, R	(8, 1)	0.2		2	0	0	0	0	0	0	0	0	0	6	10	0.00	0.000										

Chicago Cubs @ Cincinnati Reds
Cinergy Field, Cincinnati, OH
Thu Apr 04 2002, 7:10 PM EST
Att: 16,448 - Sunny - 43 F

AB	28
R	3
H	3
RBI	2
BB	6
SO	11
LOB	16





Batter	1	2	3	4	5	6	7	8	9	AB	R	H	RBI	BB	SO	LOB	TOP										
Peter Bergeron, L OBP: 0.421, SLG: 0.438										4	1	0	0	1	3	1	Montreal Expos @ Cincinnati Reds Cinergy Field, Cincinnati, OH Fri Apr 05 2002, 7:10 PM EST Att: 17,123 - Cloudy - 45 F										
Jose Vidro, S OBP: 0.333, SLG: 0.313										5	2	3	1	0	0	1											
Vladimir Guerrero, R OBP: 0.369, SLG: 0.545 Scott Stewart, L ERA: 4.5 Andres Calaraga, R ERA: 32.4 Britt Reames, R ERA: 13.5 Ed Vosberg, L ERA: 13.5 Matt Herges, L ERA: 13.5 Graeme Lloyd, L ERA: 13.5										2	0	2	2	2	0	0											
Orlando Cabrera, R OBP: 0.278, SLG: 0.294										5	0	0	0	0	2	5											
Lee Stevens, L OBP: 0.412, SLG: 0.308										5	1	2	0	0	2	1											
Chris Truby, R OBP: 0.313, SLG: 0.267										4	2	1	0	1	2	2											
Brian Schneider, L OBP: 0.500, SLG: 1.000										4	2	2	2	0	0	1											
Brad Wilkerson, L OBP: 0.400, SLG: 0.308										4	0	2	1	0	0	2											
Masato Yoshii, R Henry Rodriguez, L OBP: 0.313, SLG: 0.267										2	0	0	0	0	0	2											
Inning Stats	R: 0 E: 0 K: 1 S: 10	H: 0 LOB: 1 BB: 1 P: 21	R: 5 E: 3 K: 0 S: 21	H: 5 LOB: 1 BB: 0 P: 31	R: 2 E: 0 K: 1 S: 12	H: 2 LOB: 1 BB: 1 P: 25	R: 1 E: 0 K: 2 S: 12	H: 2 LOB: 1 BB: 0 P: 22	R: 0 E: 0 K: 0 S: 6	H: 1 LOB: 0 BB: 0 P: 7	R: 0 E: 0 K: 0 S: 6	H: 0 LOB: 1 BB: 2 P: 16	R: 0 E: 0 K: 1 S: 13	H: 1 LOB: 1 BB: 0 P: 19	R: 0 E: 0 K: 2 S: 11	H: 1 LOB: 1 BB: 0 P: 17		R: 0 E: 0 K: 3 S: 13	H: 0 LOB: 0 BB: 0 P: 18	1B: 6 2B: 6 3B: 0 HR: 0	SF: 0 SAC: 1 DP: 2 HBP: 0	WP: 0 PB: 0 SB: 3 CS: 0	PA: 42				
PITCHER	IP	WLS	BF	H	R	ER	SO	BB	IBB	HBP	BLK	WP	HR	S	P	ERA	WHIP										
Jimmy Haynes, R ERA: 15.43	2.1	L	16	6	7	4	1	2	0	0	0	0	0	36	65	15.43	3.429										
Jose Rijo, R ERA: 4.5	1.2		8	3	1	1	3	0	0	0	0	0	0	19	34	5.40	1.800										
Jim Brower, R ERA: 9.0	2.0		7	1	0	0	3	2	0	0	0	0	0	12	23	0.00	1.500										
Luis Pineda, R ERA: 3.0	2.0		8	2	0	0	3	0	0	0	0	0	0	24	36	0.00	1.000										
Scott Williamson, R ERA:	1.0		3	0	0	0	3	0	0	0	0	0	0	13	18	0.00	0.000										

Batter	1	2	3	4	5	6	7	8	9	AB	R	H	RBI	BB	SO	LOB	BOTTOM										
Todd Walker, L OBP: 0.316, SLG: 0.556										6	1	2	0	0	1	6	Montreal Expos @ Cincinnati Reds Cinergy Field, Cincinnati, OH Fri Apr 05 2002, 7:10 PM EST Att: 17,123 - Cloudy - 45 F										
Barry Larkin, R OBP: 0.222, SLG: 0.176										5	1	1	1	0	1	2											
Ken Griffey Jr., L OBP: 0.389, SLG: 0.357										4	1	1	0	1	0	1											
Sean Casey, L OBP: 0.389, SLG: 0.333										5	1	1	2	0	0	3											
Aaron Boone, R OBP: 0.278, SLG: 0.400										5	1	2	2	0	2	0											
Adam Dunn, L OBP: 0.353, SLG: 0.083										3	0	0	0	2	1	2											
Juan Encarnacion, R OBP: 0.379, SLG: 0.500 Scott Williamson, R ERA:										4	0	3	0	0	1	1											
Jason LaRue, R OBP: 0.462, SLG: 0.500										1	1	0	1	0	0	1											
Kelly Stinnett, R OBP: 0.313, SLG: 0.267										4	0	0	0	1	2	6											
Jimmy Haynes, R ERA: 15.43 Jose Rijo, R ERA: 4.5 Wilton Guerrero, S ERA: 32.4 Jim Brower, R ERA: 9.0 Reggie Taylor, L OBP: 0.292, SLG: 0.500 Luis Pineda, R ERA: 3.0 Brady Clark, R OBP: 0.313, SLG: 0.687										0	0	0	0	0	0	0											
Inning Stats	R: 0 E: 0 K: 1 S: 6	H: 0 LOB: 0 BB: 0 P: 8	R: 0 E: 0 K: 2 S: 14	H: 1 LOB: 2 BB: 1 P: 23	R: 0 E: 0 K: 0 S: 11	H: 2 LOB: 3 BB: 1 P: 18	R: 0 E: 0 K: 0 S: 15	H: 2 LOB: 1 BB: 1 P: 24	R: 0 E: 0 K: 0 S: 6	H: 0 LOB: 0 BB: 0 P: 10	R: 1 E: 0 K: 2 S: 10	H: 2 LOB: 1 BB: 0 P: 14	R: 0 E: 0 K: 0 S: 6	H: 1 LOB: 1 BB: 0 P: 10	R: 0 E: 0 K: 3 S: 11	H: 0 LOB: 1 BB: 1 P: 17	R: 6 E: 2 K: 1 S: 31	H: 5 LOB: 2 BB: 1 P: 47	1B: 11 2B: 1 3B: 0 HR: 1	SF: 0 SAC: 0 DP: 0 HBP: 0	WP: 0 PB: 0 SB: 0 CS: 0	PA: 46					
PITCHER	IP	WLS	BF	H	R	ER	SO	BB	IBB	HBP	BLK	WP	HR	S	P	ERA	WHIP										
Masato Yoshii, R ERA: 1.5	6.0	W	27	7	1	1	5	2	0	0	0	0	0	62	97	1.50	1.500										
Scott Stewart, L ERA:	1.0		4	1	0	0	0	0	0	0	0	0	0	6	10	0.00	1.000										
Britt Reames, R ERA: 32.4	1.0		8	2	4	3	3	2	0	0	0	0	0	20	32	27.00	4.000										
Ed Vosberg, L ERA: 13.5	0.0		1	1	0	0	0	0	0	0	0	0	0	1	2	∞	∞										
Matt Herges, R ERA:	0.2	H	5	2	2	1	0	0	0	0	0	0	0	17	25	13.50	3.000										

AB	37
R	8
H	12
RBI	6
BB	4
SO	10
LOB	16



Batter	1	2	3	4	5	6	7	8	9	AB	R	H	RBI	BB	SO	LOB	TOP										
Todd Walker, L (1,4) OBP: 0.303, SLG: 0.452	G6-3		FC4		F7			FC5-6		4	0	0	0	0	0	3	Cincinnati Reds @ Pittsburgh Pirates PNC Park, Pittsburgh, PA Mon Apr 08 2002, 1:35 PM EDT Att: 36,402 - Sunny - 62 F										
Brady Clark, R (1,7) OBP: 0.444, SLG: 0.286	G4-3		F9		G5-3			G5-4-3		4	0	0	0	0	3												
Juan Encarnacion, R (1,8) OBP: 0.289, SLG: 0.464	G4-3			G6-3		P6			G5-3	4	0	0	0	0	0												
Sean Casey, L (1,3)		F9		FC5 BB	1B	K			F8	4	0	1	0	0	1												
Aaron Boone, R (1,5)				FC5 BB	1B	L9			G4-3	3	0	1	0	1	0												
Adam Dunn, L (1,9) OBP: 0.333, SLG: 0.100				FC5		K				3	0	0	0	0	1												
Jason LaRue, R (1,2) OBP: 0.375, SLG: 0.381				F7		G6-3				3	0	0	0	0	3												
Gookie Dawkins, R (1,6) OBP: 0.333, SLG: 0.200			K			F8				3	0	1	0	0	1												
Elmer Dessens, R (1,1) OBP: 0.500, SLG: 0.500										1	0	1	0	0	0												
Wilton Guerrero, S (8,PH) OBP: 0.600, SLG: 0.500						SH1-4				0	0	0	0	1	0												
Gabe White, L (8,1)										0	0	0	0	0	0												
Inning Stats	R: 0 E: 0 K: 0 S: 11	H: 0 LOB: 0 BB: 0 P: 14	R: 0 E: 0 K: 0 S: 12	H: 1 LOB: 1 BB: 0 P: 18	R: 0 E: 0 K: 1 S: 9	H: 1 LOB: 0 BB: 0 P: 13	R: 0 E: 0 K: 0 S: 7	H: 1 LOB: 2 BB: 1 P: 14	R: 0 E: 0 K: 0 S: 7	H: 0 LOB: 0 BB: 0 P: 9	R: 0 E: 0 K: 1 S: 8	H: 0 LOB: 0 BB: 0 P: 12	R: 0 E: 0 K: 0 S: 3	H: 0 LOB: 0 BB: 1 P: 8	R: 0 E: 0 K: 0 S: 8		H: 0 LOB: 0 BB: 0 P: 14	1B: 3 2B: 0 3B: 1 HR: 0	SF: 0 SAC: 1 DP: 1 HBP: 0	WP: 0 PB: 0 SB: 0 CS: 0	PA: 32						
PITCHER	IP	WLS	BF	H	R	ER	SO	BB	IBB	HBP	BLK	WP	HR	S	P	ERA	WHIP										
Ron Villone, L (1,1) ERA: 2.92	7.1	W	28	4	0	0	3	2	0	0	0	0	0	63	94	0.00	0.818										
Mike Fetters, R (8,1) ERA:	0.2	H	1	0	0	0	0	0	0	0	0	0	0	1	2	0.00	0.000										
Mike Williams, R (9,1) ERA:	1.0	S	3	0	0	0	0	0	0	0	0	0	0	8	14	0.00	0.000										

Batter	1	2	3	4	5	6	7	8	9	AB	R	H	RBI	BB	SO	LOB	BOTTOM											
Adrian Brown, S (1,8) OBP: 0.308, SLG: 0.273			K		P6			G5-3		4	0	1	0	0	1	0	Cincinnati Reds @ Pittsburgh Pirates PNC Park, Pittsburgh, PA Mon Apr 08 2002, 1:35 PM EDT Att: 36,402 - Sunny - 62 F											
18 Jason Kendall, R (1,2) OBP: 0.192, SLG: 0.130	L4		G5-3			G5-3				3	0	0	0	1	0													
Brian Giles, L (1,7) OBP: 0.250, SLG: 0.500				F9		BLK SF8	2B		P4	4	1	1	0	0	1													
Aramis Ramirez, R (1,5) OBP: 0.440, SLG: 0.571				2B	1B	SF8				1	0	1	1	1	0													
Armando Rios, L (1,9) OBP: 0.320, SLG: 0.261		F8			K		G6-3			3	0	0	0	0	1													
Kevin Young, R (1,3) OBP: 0.435, SLG: 0.556		F9			2B					2	0	1	0	1	0													
2 Jack Wilson, R (1,6) OBP: 0.143, SLG: 0.143					G5-3			B1-3		3	0	0	0	0	1													
Pokey Reese, R (1,4) OBP: 0.500, SLG: 0.467		F7				G6-3		G5-3		3	0	0	0	0	0													
Ron Villone, L (1,1) Mike Fetters, R (8,1) Mike Benjamin, R (8,PH) Mike Williams, R (9,1)					F8			F2		2	0	0	0	0	0													
Inning Stats	R: 0 E: 0 K: 1 S: 11	H: 1 LOB: 2 BB: 1 P: 18	R: 0 E: 0 K: 1 S: 8	H: 0 LOB: 0 BB: 0 P: 10	R: 0 E: 0 K: 1 S: 7	H: 0 LOB: 0 BB: 0 P: 11	R: 0 E: 0 K: 1 S: 9	H: 2 LOB: 2 BB: 0 P: 14	R: 0 E: 0 K: 0 S: 6	H: 0 LOB: 0 BB: 0 P: 11	R: 1 E: 0 K: 0 S: 9	H: 1 LOB: 0 BB: 0 P: 12	R: 0 E: 0 K: 0 S: 4	H: 0 LOB: 0 BB: 1 P: 8	R: 0 E: 0 K: 0 S: 6		H: 0 LOB: 1 BB: 1 P: 13	1B: 2 2B: 3 3B: 0 HR: 0	SF: 1 SAC: 0 DP: 1 HBP: 0	WP: 0 PB: 0 SB: 1 CS: 0	PA: 30							
PITCHER	IP	WLS	BF	H	R	ER	SO	BB	IBB	HBP	BLK	WP	HR	S	P		ERA	WHIP										
Elmer Dessens, R (1,1) ERA: 4.22	7.0	L	26	4	1	1	4	2	0	0	1	4	0	54	84		1.29	0.857										
Gabe White, L (8,1) ERA:	1.0		4	0	0	0	0	1	0	0	0	0	0	6	13	0.00	1.000											

Batter	1	2	3	4	5	6	7	8	9	AB	R	H	RBI	BB	SO	LOB	TOP					
Reggie Taylor, L OBP: 0.400, SLG: 0.444 (1, 7)	G4-3 2B BB	2-2 1B 1B	1-3 K		0-0 B1-3			3-2 G3	0-1 G3	5	2	1	0	1	1	3						
Barry Larkin, R OBP: 0.233, SLG: 0.179 Gookie Dawkins, R OBP: 0.333, SLG: 0.250 (1, 6) (3, 6)	2-1 G5-3	3-2 1B 1B		1-3 K		2-3 K		1-2 S S 1B		2	1	1	2	0	0	1						
Sean Casey, L OBP: 0.351, SLG: 0.353 (1, 3)	1-1 G4-3	1-3 1B 1B		0-1 1B 1B		0-1 G3		2-1 FC4		5	1	2	1	0	0	2						
Adam Dunn, L OBP: 0.375, SLG: 0.167 Scott Sullivan, R OBP: 0.333, SLG: 0.250 Danny Graves, R (1, 9) (8, 1) (9, 1)	4-1 2B BB	0-1 1B 1B		2-2 1B 1B		3-3 K		1-3 K		4	1	2	1	1	2	2						
Aaron Boone, R OBP: 0.306, SLG: 0.419 (1, 5)	0-0 1B 2B	2-2 K		2-3 K			3-2 F8	4-1 1B IBB		4	0	1	2	1	2	4						
Todd Walker, L OBP: 0.316, SLG: 0.444 (1, 4)	1-1 F8	2-2 G3		2-1 1B 1B			2-0 1B	0-0 G4-3		5	0	2	1	0	0	6						
Juan Encarnacion, R OBP: 0.303, SLG: 0.545 (1, 8) (8, 9)		0-0 HR	2-1 1B	2-3 K			0-1 F8	1-1 F9		5	1	2	1	0	1	3	AB 41					
Jason LaRue, R OBP: 0.310, SLG: 0.308 (1, 2)		0-0 G5-3	0-3 1B		1-1 F8		1-3 K	0-3 K		5	0	0	0	0	3	2	R 8					
Jose Acevedo, R OBP: 0.286, SLG: 0.286 (1, 1) Luis Pineda, R (6, 1) Gabe White, L (7, 1) Wilton Guerrero, S OBP: 0.667, SLG: 0.600 Brady Clark, R OBP: 0.500, SLG: 0.286 (8, 7)		4-2 1B WP BB	0-3 K		0-3 K			1-0 1B G3 FC4 1B	1-1 HBP	2	1	0	0	1	2	1	H 13					
Inning Stats	R: 2 E: 0 K: 0 S: 11	H: 1 LOB: 1 BB: 2 P: 23	R: 4 E: 0 K: 3 S: 19	H: 5 LOB: 2 BB: 1 P: 30	R: 0 E: 0 K: 3 S: 11	H: 1 LOB: 1 BB: 0 P: 14	R: 1 E: 0 K: 3 S: 16	H: 3 LOB: 2 BB: 0 P: 25	R: 0 E: 0 K: 2 S: 8	H: 0 LOB: 0 BB: 0 P: 7	R: 0 E: 0 K: 1 S: 9	H: 1 LOB: 1 BB: 0 P: 15	R: 1 E: 0 K: 1 S: 14	H: 2 LOB: 3 BB: 1 P: 26	R: 0 E: 0 K: 1 S: 9	H: 0 LOB: 1 BB: 0 P: 11	1B: 11 2B: 1 3B: 0 HR: 1	SF: 0 SAC: 0 DP: 0 HBP: 1	WP: 1 PB: 0 SB: 6 CS: 0	PA: 46		
PITCHER	IP WLS BF H R ER SO BB IBB HBP BLK WP HR S P ERA WHIP	IP WLS BF H R ER SO BB IBB HBP BLK WP HR S P ERA WHIP	IP WLS BF H R ER SO BB IBB HBP BLK WP HR S P ERA WHIP	IP WLS BF H R ER SO BB IBB HBP BLK WP HR S P ERA WHIP	IP WLS BF H R ER SO BB IBB HBP BLK WP HR S P ERA WHIP	IP WLS BF H R ER SO BB IBB HBP BLK WP HR S P ERA WHIP	IP WLS BF H R ER SO BB IBB HBP BLK WP HR S P ERA WHIP	IP WLS BF H R ER SO BB IBB HBP BLK WP HR S P ERA WHIP	IP WLS BF H R ER SO BB IBB HBP BLK WP HR S P ERA WHIP	IP WLS BF H R ER SO BB IBB HBP BLK WP HR S P ERA WHIP	IP WLS BF H R ER SO BB IBB HBP BLK WP HR S P ERA WHIP	IP WLS BF H R ER SO BB IBB HBP BLK WP HR S P ERA WHIP	IP WLS BF H R ER SO BB IBB HBP BLK WP HR S P ERA WHIP	IP WLS BF H R ER SO BB IBB HBP BLK WP HR S P ERA WHIP	IP WLS BF H R ER SO BB IBB HBP BLK WP HR S P ERA WHIP	IP WLS BF H R ER SO BB IBB HBP BLK WP HR S P ERA WHIP	IP WLS BF H R ER SO BB IBB HBP BLK WP HR S P ERA WHIP	IP WLS BF H R ER SO BB IBB HBP BLK WP HR S P ERA WHIP	IP WLS BF H R ER SO BB IBB HBP BLK WP HR S P ERA WHIP	IP WLS BF H R ER SO BB IBB HBP BLK WP HR S P ERA WHIP	IP WLS BF H R ER SO BB IBB HBP BLK WP HR S P ERA WHIP	IP WLS BF H R ER SO BB IBB HBP BLK WP HR S P ERA WHIP

Cincinnati Reds @ Pittsburgh Pirates
PNC Park, Pittsburgh, PA
Wed Apr 10 2002, 7:05 PM EDT
Att: 36,048 - Sunny - 62 F

AB 41
R 8
H 13
RBI 8
BB 4
SO 13
LOB 24





Batter	1	2	3	4	5	6	7	8	9	AB	R	H	RBI	BB	SO	LOB	BOTTOM						
Adrian Brown, S OBP: 0.355, SLG: 0.360 (1, 8)	3-2 G4-3 3B	0-1 G6-3			4-1 18 FC6-4 BB			4-0 18 FC4-6 BB	0-3 K	3	1	1	0	2	1	1							
18 Jason Kendall, R OBP: 0.197, SLG: 0.111 (1, 2)	0-0 P6		2-2 L5		0-1 FC6-4 HR		0-2 FC4-6	1-2 P5		4	1	0	0	0	0	3							
Brian Giles, L OBP: 0.375, SLG: 0.857 (1, 7)	4-2 G4-3 BB		3-3 K		0-1 1H HR		1-1 P5			3	1	1	2	1	1	1							
Aramis Ramirez, R OBP: 0.414, SLG: 0.560 (1, 5)	0-0 G4-3		1-0 2B		3-0 P3		3-3 K			4	0	1	0	0	1	2							
Armando Rios, L OBP: 0.357, SLG: 0.346 Rob Mackowiak, L OBP: 0.143, SLG: 0.214 (1, 9) (5, PR) (6, 9)		0-0 1B 2B	2-2 F8		1-2 1B			0-3 K		3	1	2	0	0	0	1							
Kevin Young, R OBP: 0.370, SLG: 0.455 (1, 3)		3-2 E7 1B		0-1 F8	1-3 K			1-1 G5-3		4	1	0	0	0	1	2							
2 Jack Wilson, R OBP: 0.111, SLG: 0.111 (1, 6)		0-1 P6		0-2 G6-3		0-3 K		1-1 F3		4	0	0	0	0	1	2	AB 32						
Pokey Reese, R OBP: 0.500, SLG: 0.444 (1, 4)		1-0 SH2-3 1B		4-2 BB		2-3 K		2-1 G3-1		3	0	1	2	1	1	0	R 5						
Kip Wells, R Sean Lowe, R Abraham Nunez, S Mike Lincoln, R Keith Osk, R Brian Boehringer, S Scott Sauerbeck, R Craig Wilson, R (1, 1) (2, 1) (4, PR) (5, 1) (5, PH) (7, 1) (8, 1) (9, PH)		1-1 SH2-3		3-2 G4-3		0-3 K		2-2 G3		0	0	0	0	0	0	0	H 6						
Inning Stats	R: 1 E: 0 K: 0 S: 11	H: 1 LOB: 1 BB: 1 P: 18	R: 2 E: 1 K: 0 S: 11	H: 2 LOB: 1 BB: 0 P: 16	R: 0 E: 0 K: 1 S: 16	H: 1 LOB: 1 BB: 0 P: 24	R: 0 E: 0 K: 0 S: 16	H: 0 LOB: 1 BB: 1 P: 23	R: 2 E: 0 K: 1 S: 14	H: 2 LOB: 1 BB: 1 P: 23	R: 0 E: 0 K: 3 S: 10	H: 0 LOB: 0 BB: 0 P: 12	R: 0 E: 0 K: 1 S: 10	H: 0 LOB: 1 BB: 1 P: 18	R: 0 E: 0 K: 1 S: 7	H: 0 LOB: 0 BB: 0 P: 9	R: 0 E: 0 K: 1 S: 11	H: 0 LOB: 0 BB: 0 P: 15	1B: 2 2B: 2 3B: 1 HR: 1	SF: 0 SAC: 1 DP: 1 HBP: 0	WP: 0 PB: 0 SB: 0 CS: 0	PA: 37	
PITCHER	IP WLS BF H R ER SO BB IBB HBP BLK WP HR S P ERA WHIP	IP WLS BF H R ER SO BB IBB HBP BLK WP HR S P ERA WHIP	IP WLS BF H R ER SO BB IBB HBP BLK WP HR S P ERA WHIP	IP WLS BF H R ER SO BB IBB HBP BLK WP HR S P ERA WHIP	IP WLS BF H R ER SO BB IBB HBP BLK WP HR S P ERA WHIP	IP WLS BF H R ER SO BB IBB HBP BLK WP HR S P ERA WHIP	IP WLS BF H R ER SO BB IBB HBP BLK WP HR S P ERA WHIP	IP WLS BF H R ER SO BB IBB HBP BLK WP HR S P ERA WHIP	IP WLS BF H R ER SO BB IBB HBP BLK WP HR S P ERA WHIP	IP WLS BF H R ER SO BB IBB HBP BLK WP HR S P ERA WHIP	IP WLS BF H R ER SO BB IBB HBP BLK WP HR S P ERA WHIP	IP WLS BF H R ER SO BB IBB HBP BLK WP HR S P ERA WHIP	IP WLS BF H R ER SO BB IBB HBP BLK WP HR S P ERA WHIP	IP WLS BF H R ER SO BB IBB HBP BLK WP HR S P ERA WHIP	IP WLS BF H R ER SO BB IBB HBP BLK WP HR S P ERA WHIP	IP WLS BF H R ER SO BB IBB HBP BLK WP HR S P ERA WHIP	IP WLS BF H R ER SO BB IBB HBP BLK WP HR S P ERA WHIP	IP WLS BF H R ER SO BB IBB HBP BLK WP HR S P ERA WHIP	IP WLS BF H R ER SO BB IBB HBP BLK WP HR S P ERA WHIP	IP WLS BF H R ER SO BB IBB HBP BLK WP HR S P ERA WHIP	IP WLS BF H R ER SO BB IBB HBP BLK WP HR S P ERA WHIP	IP WLS BF H R ER SO BB IBB HBP BLK WP HR S P ERA WHIP	IP WLS BF H R ER SO BB IBB HBP BLK WP HR S P ERA WHIP

Cincinnati Reds @ Pittsburgh Pirates
PNC Park, Pittsburgh, PA
Wed Apr 10 2002, 7:05 PM EDT
Att: 36,048 - Sunny - 62 F

AB 32
R 5
H 6
RBI 4
BB 4
SO 8
LOB 13



Batter	1	2	3	4	5	6	7	8	9	AB	R	H	RBI	BB	SO	LOB	TOP								
Barry Larkin, R OBP: 0.257, SLG: 0.219 (1, 6)	G5-3		F8		1B 2B		G5-3		FC4-6 HBP	4	1	1	0	0	0	1	Cincinnati Reds @ Pittsburgh Pirates PNC Park, Pittsburgh, PA Thu Apr 11 2002, 7:05 PM EDT Att: 12,795 - Sunny - 72 F AB 35 R 3 H 8 RBI 3 BB 3 SO 5 LOB 24 								
Juan Encarnacion, R OBP: 0.316, SLG: 0.605 (1, 8)	G5-3			HR	G4-3 1B		P3		K	5	1	2	3	0	1	3									
Sean Casey, L OBP: 0.333, SLG: 0.316 (1, 3)	G3			BB BB	G4-3 1-2		L7		FC4-6 1-2	4	0	0	0	1	0	4									
Aaron Boone, R OBP: 0.325, SLG: 0.394 (1, 5)		L5							E6 CS	2	0	0	0	2	0	0									
Adam Dunn, L OBP: 0.333, SLG: 0.143 (1, 7) (8, 9)	F9			BB	IBB				K 1-2	4	0	0	0	0	1	5									
Danny Graves, R (8, 1)									K 1-2	0	0	0	0	0	0	0									
Ruben Mateo, R (1, 9)									K	3	0	0	0	0	1	2									
Reggie Taylor, L OBP: 0.364, SLG: 0.400 (8, 7) (8, 7)	G1-3			K			G5-3		K	1	0	0	0	0	1	0									
Todd Walker, L OBP: 0.333, SLG: 0.590 (9, PR)										4	0	2	0	0	0	2									
Gookie Dawkins, R OBP: 0.333, SLG: 0.250 (9, 4)			2B	G3-1			G3		1B FC1-5 2B	0	0	0	0	0	0	0									
Jason LaRue, R OBP: 0.364, SLG: 0.367 (1, 2)			F2				FC2-6 1B		HBP FC1-5 1B	4	0	3	0	0	0	1									
Jimmy Haynes, R (1, 1)			K				FC2-6 2B 1B		FC1-5 HBP	3	1	0	0	0	1	3									
Gabe White, L (7, 1)							FC5-4 1-2		FC1-5 1-2 3-H	0	0	0	0	0	0	0									
Brady Clark, R OBP: 0.455, SLG: 0.250 (8, 9)							FC5-4 1-2		FC1-5 HBP	1	0	0	0	0	0	3									
Inning Stats	R: 0 E: 0 K: 0 S: 6	H: 0 LOB: 0 BB: 0 P: 9	R: 0 E: 0 K: 0 S: 7	H: 0 LOB: 0 BB: 0 P: 13	R: 0 E: 0 K: 1 S: 12	H: 1 LOB: 1 BB: 0 P: 18	R: 1 E: 0 K: 1 S: 10	H: 1 LOB: 2 BB: 2 P: 21	R: 2 E: 0 K: 0 S: 12	H: 3 LOB: 1 BB: 1 P: 23	R: 0 E: 0 K: 0 S: 5	H: 1 LOB: 1 BB: 0 P: 7	R: 0 E: 0 K: 0 S: 5	H: 0 LOB: 0 BB: 0 P: 9	R: 0 E: 1 K: 2 S: 7	H: 0 LOB: 0 BB: 0 P: 10	R: 0 E: 0 K: 1 S: 15	H: 2 LOB: 3 BB: 0 P: 23	1B: 4 2B: 4 3B: 0 HR: 1	SF: 0 SAC: 0 DP: 1 HBP: 1	WP: 0 PB: 0 SB: 0 CS: 1	PA: 39			
PITCHER	IP	WLS	BF	H	R	ER	SO	BB	IBB	HBP	BLK	WP	HR	S	P	ERA	WHIP								
Jimmy Anderson, L ERA: 3.29 (1, 1)	7.0	L	30	6	3	3	2	2	1	0	0	0	1	57	100	3.86	1.143								
Mike Lincoln, R ERA (8, 1)	1.0		3	0	0	0	2	0	0	0	0	0	0	7	10	0.00	0.000								
Mike Fetters, R ERA (9, 1)	1.0		6	2	0	0	1	0	0	1	0	0	0	15	23	0.00	2.000								

Batter	1	2	3	4	5	6	7	8	9	AB	R	H	RBI	BB	SO	LOB	BOTTOM								
Adrian Brown, S OBP: 0.314, SLG: 0.310 (1, 8)	G1-3		F8		G1-3		F8			4	0	0	0	0	0	1	Cincinnati Reds @ Pittsburgh Pirates PNC Park, Pittsburgh, PA Thu Apr 11 2002, 7:05 PM EDT Att: 12,795 - Sunny - 72 F AB 34 R 2 H 7 RBI 2 BB 1 SO 6 LOB 12 								
18 Jason Kendall, R OBP: 0.176, SLG: 0.161 (1, 2)	G5-3				K				F8	4	0	1	0	0	1	0									
Brian Giles, L OBP: 0.250, SLG: 0.545 (1, 7)	F8		G4-3 2B		F7				F8	4	0	0	0	0	0	1									
Aramis Ramirez, R OBP: 0.424, SLG: 0.536 (1, 5)		1B 1B		HR BB			K		G1-3	3	1	1	0	1	1	0									
Rob Mackowiak, L OBP: 0.111, SLG: 0.167 (1, 9)	F8			K			K		G3	4	0	0	0	0	2	2									
Kevin Young, R OBP: 0.418, SLG: 0.615 (1, 3)					HR		K		CS 1B	4	1	3	2	0	1	0									
Mike Benjamin, R OBP: 0.357, SLG: 0.182 Abraham Nunez, S OBP: 0.222, SLG: 0.143 (1, 6) (9, PH)	K			G5-3			G3-1		E4 1-2	3	0	0	0	0	1	2									
Pokey Reese, R OBP: 0.500, SLG: 0.500 (1, 4)	F9				1B				F9	4	0	2	0	0	0	3									
Jimmy Anderson, L OBP: 0.400, SLG: 0.400 Armando Rios, L OBP: 0.357, SLG: 0.346 Craig Wilson, R OBP: 0.100, SLG: 0.100 Mike Lincoln, R Mike Fetters, R (1, 1) (7, PH) (7, PH) (8, 1) (9, 1)			G3-1		G4-3		F7			2	0	0	0	0	0	1									
										0	0	0	0	0	0	0									
										1	0	0	0	0	0	1									
										0	0	0	0	0	0	0									
Inning Stats	R: 0 E: 0 K: 0 S: 7	H: 0 LOB: 0 BB: 0 P: 11	R: 0 E: 0 K: 1 S: 11	H: 2 LOB: 2 BB: 0 P: 19	R: 0 E: 0 K: 0 S: 9	H: 1 LOB: 1 BB: 0 P: 15	R: 2 E: 0 K: 1 S: 11	H: 2 LOB: 1 BB: 1 P: 16	R: 0 E: 0 K: 1 S: 9	H: 0 LOB: 0 BB: 0 P: 12	R: 0 E: 0 K: 3 S: 13	H: 0 LOB: 0 BB: 0 P: 16	R: 0 E: 0 K: 0 S: 10	H: 1 LOB: 1 BB: 0 P: 17	R: 0 E: 0 K: 0 S: 7	H: 0 LOB: 0 BB: 0 P: 9		R: 0 E: 1 K: 0 S: 7	H: 1 LOB: 1 BB: 0 P: 9	1B: 4 2B: 2 3B: 0 HR: 1	SF: 0 SAC: 0 DP: 0 HBP: 0	WP: 0 PB: 0 SB: 0 CS: 1	PA: 35		
PITCHER	IP	WLS	BF	H	R	ER	SO	BB	IBB	HBP	BLK	WP	HR	S	P	ERA	WHIP								
Jimmy Haynes, R ERA: 6.23 (1, 1)	6.1	W	26	6	2	2	6	1	0	0	0	0	1	67	102	2.84	1.105								
Gabe White, L ERA (7, 1)	1.1	H	4	0	0	0	0	0	0	0	0	0	0	8	10	0.00	0.000								
Danny Graves, R ERA: 1.17 (8, 1)	1.1	S	5	1	0	0	0	0	0	0	0	0	0	9	12	0.00	0.750								

Batter	1	2	3	4	5	6	7	8	9	AB R H RBI BB SO LOB	TOP										
Barry Larkin, R OBP: 0.275, SLG: 0.324	1-1 G6-3		2-2 G5-3			1-0 SF9 3B	2-2 S 1B 2B		2-1 F7	5 2 2 1 0 0 0	Cincinnati Reds @ Philadelphia Phillies Veterans Stadium, Philadelphia, PA Fri Apr 12 2002, 7:05 PM EDT Att: 13,366 - Cloudy - 57 F										
Juan Encarnacion, R OBP: 0.302, SLG: 0.643	1-2 HR		2-2 G5-3			3-2 SF9	0-0 FC6-2 1B		2-0 L9	4 2 1 2 0 0 2											
Sean Casey, L OBP: 0.348, SLG: 0.333	2-1 G4-3			1-3 K		1-2 1B	1-2 2B 1B			4 1 2 2 0 1 0											
Aaron Boone, R OBP: 0.318, SLG: 0.405	3-2 F7			2-3 K2-3		0-1 L6	2-2 1B 2B			4 0 1 1 0 1 1											
Ruben Mateo, R OBP: 0.286, SLG: 0.286		2-2 FC6-4 1B		0-0 L8			1B			4 1 2 0 0 0 1											
Scott Williamson, R										0 0 0 0 0 0 0											
Scott Sullivan, R										0 0 0 0 0 0 0											
Reggie Taylor, L OBP: 0.364, SLG: 0.400										0 0 0 0 0 0 0											
Wilton Guerrero, S OBP: 0.500, SLG: 0.667		1-1 FC6-4 1B			0-0 G6-3		1-1 1B 3B	1-1 F9		4 1 1 1 0 0 1											
Brady Clark, R OBP: 0.333, SLG: 0.167		0-2 L8			1-1 P3		3-2 G5-3	1-3 K		4 0 0 0 0 1 2											
Jason LaRue, R OBP: 0.376, SLG: 0.382		0-3 K			0-0 1B		0-1 1B 2B 1B	0-2 F9		4 1 2 1 0 1 1											
Chris Reitsma, R			0-3 K			0-3 K	0-2 2B FC6-2 1B		2-2 G3	1 0 0 0 0 0 1 0											
Jose Rijo, R										0 0 0 0 0 0 0 0											
Googie Dawkins, R										0 0 0 0 0 0 0 0											
Jim Brower, R										0 0 0 0 0 0 0 0											
Adam Dunn, L										2 0 1 0 0 0 0 0											
Danny Graves, R										0 0 0 0 0 0 0 0											
Inning Stats	R: 1 E: 0 K: 0 S: 11	H: 1 LOB: 0 BB: 0 P: 18	R: 0 E: 0 K: 1 S: 11	H: 1 LOB: 1 BB: 0 P: 14	R: 0 E: 0 K: 1 S: 10	H: 0 LOB: 0 BB: 0 P: 14	R: 0 E: 0 K: 2 S: 7	H: 0 LOB: 0 BB: 0 P: 10	R: 0 E: 0 K: 0 S: 4	H: 1 LOB: 1 BB: 0 P: 5	R: 1 E: 0 K: 1 S: 12	H: 2 LOB: 1 BB: 0 P: 17	R: 6 E: 0 K: 0 S: 28	H: 7 LOB: 1 BB: 0 P: 40	R: 0 E: 0 K: 1 S: 9	H: 0 LOB: 0 BB: 0 P: 11	R: 0 E: 0 K: 0 S: 7	H: 0 LOB: 0 BB: 0 P: 13	1B: 7 2B: 2 3B: 2 HR: 1	SF: 1 SAC: 0 DP: 0 HBP: 0	WP: 0 PA: 38 PB: 0 SB: 2 CS: 0
PITCHER	IP WLS BF H R ER SO BB IBB HBP BLK WP HR S P ERA WHIP											IP WLS BF H R ER SO BB IBB HBP BLK WP HR S P ERA WHIP									
Randy Wolf, L ERA: 3.18	5.2 2 21 5 2 2 5 0 0 0 0 0 1 53 76 3.18 0.882																				
Jose Santiago, R ERA: 5.69	0.2 H 5 3 3 3 0 0 0 0 0 0 0 11 15 40.50 4.500																				
Rheal Cormier, L ERA: 13.5	0.0 L 1 1 0 0 0 0 0 0 0 0 0 0 3 3 ∞ ∞																				
Cliff Politte, R ERA: 2.35	1.2 B 8 3 3 3 1 0 0 0 0 0 0 25 35 16.20 1.800																				
Hector Mercado, L ERA: 7.35	1.0 3 0 0 0 0 0 0 0 0 0 0 0 7 13 0.00 0.000																				

AB	37
R	8
H	12
RBI	8
BB	0
SO	6
LOB	8



Batter	1	2	3	4	5	6	7	8	9	AB R H RBI BB SO LOB	BOTTOM										
11 Jimmy Rollins, S OBP: 0.365, SLG: 0.383	2-2 G4-3		1-1 F8			0-0 G4-6-3 1B		1-1 FC4-6 1B		4 0 2 0 1 0 0	Cincinnati Reds @ Philadelphia Phillies Veterans Stadium, Philadelphia, PA Fri Apr 12 2002, 7:05 PM EDT Att: 13,366 - Cloudy - 57 F										
Doug Glanville, R OBP: 0.273, SLG: 0.310	1-2 F2		2B			1-2 F2		0-0 FC4-6		5 1 1 0 0 0 6											
Marlon Anderson, L OBP: 0.426, SLG: 0.525	0-2 1B		0-1 E 1B 2B	1-1 G3		0-0 G4-6-3		0-1 G4-3		5 1 2 0 0 0 3											
Scott Rolen, R OBP: 0.367, SLG: 0.581	3-1 F8		3-1 E5 1B	2-1 G6-3			2-3 K		0-1 L8	5 1 0 0 0 1 2											
Mike Lieberthal, R OBP: 0.289, SLG: 0.324		4-2 G1-3 G4-3 BB	1-1 1B 2B 1B	1-1 F8			1-0 1B		0-1 F9	4 1 2 1 1 0 0											
Travis Lee, L OBP: 0.287, SLG: 0.350		2-2 G4-3	0-0 1B 2B 1B		0-0 F8		2-3 K		1-2 G4-3	5 1 1 1 0 1 2											
Pat Burrell, R OBP: 0.311, SLG: 0.500		1-1 G1-3	1-2 WP 2B		1-2 1B		0-3 K			4 0 2 2 0 1 2											
Ricky Ledee, L OBP: 0.273, SLG: 0.222		4-0 BB	4-1 WP BB		2-3 K			1-2 G3		2 0 0 0 2 1 1											
Randy Wolf, L		1-3 K	2-2 G3		1-0 L8			1-1 FC4-6 1B		3 0 0 0 0 1 5											
Jose Santiago, R										0 0 0 0 0 0 0											
Rheal Cormier, L										0 0 0 0 0 0 0											
Cliff Politte, R										1 0 1 0 0 0 0											
John Mabry, L OBP: 0.250										0 0 0 0 0 0 0											
Hector Mercado, L										0 0 0 0 0 0 0											
Inning Stats	R: 0 E: 0 K: 0 S: 12	H: 1 LOB: 1 BB: 0 P: 18	R: 0 E: 0 K: 1 S: 11	H: 0 LOB: 2 BB: 2 P: 23	R: 5 E: 1 K: 0 S: 20	H: 5 LOB: 3 BB: 2 P: 38	R: 0 E: 0 K: 0 S: 6	H: 0 LOB: 0 BB: 0 P: 10	R: 0 E: 0 K: 1 S: 9	H: 1 LOB: 1 BB: 0 P: 13	R: 0 E: 0 K: 0 S: 8	H: 1 LOB: 0 BB: 0 P: 8	R: 0 E: 0 K: 3 S: 10	H: 1 LOB: 1 BB: 0 P: 15	R: 0 E: 0 K: 0 S: 11	H: 2 LOB: 2 BB: 0 P: 14	R: 0 E: 0 K: 0 S: 8	H: 0 LOB: 0 BB: 0 P: 9	1B: 8 2B: 3 3B: 0 HR: 0	SF: 0 SAC: 0 DP: 1 HBP: 0	WP: 1 PA: 42 PB: 0 SB: 0 CS: 0
PITCHER	IP WLS BF H R ER SO BB IBB HBP BLK WP HR S P ERA WHIP											IP WLS BF H R ER SO BB IBB HBP BLK WP HR S P ERA WHIP									
Chris Reitsma, R ERA: 6.14	2.1 17 10 1 0 0 1 3 0 0 0 0 1 20 34 0.00 0.750																				
Jose Rijo, R ERA: 1.93	2.2 10 1 0 0 0 1 1 0 0 0 0 0 8 8 0.00 1.000																				
Jim Brower, R ERA: 6.0	1.0 W 3 1 0 0 0 0 0 0 0 0 0 0 8 8 0.00 1.000																				
Scott Williamson, R ERA: 10.13	1.0 H 4 1 0 0 3 0 0 0 0 0 0 0 10 15 0.00 1.000																				
Scott Sullivan, R ERA:	1.0 H 5 2 0 0 0 0 0 0 0 0 0 0 11 14 0.00 2.000																				

AB	38
R	5
H	11
RBI	4
BB	4
SO	5
LOB	21



Batter	1	2	3	4	5	6	7	8	9	AB	R	H	RBI	BB	SO	LOB	TOP				
Reggie Taylor, L (1, 7) OBP: 0.300, SLG: 0.421	L7		K			F7		K		4	0	0	0	0	2	1	Cincinnati Reds @ Philadelphia Phillies Veterans Stadium, Philadelphia, PA Sun Apr 14 2002, 1:35 PM EDT Att: 19,195 - Cloudy - 73 F				
Wilton Guerrero, S (1, 5) OBP: 0.400, SLG: 0.500	P5			G4-3		K		E	4	1	1	0	0	1	0						
Juan Encarnacion, R (1, 8) OBP: 0.333, SLG: 0.612						K		E5	4	0	3	0	0	1	0						
Adam Dunn, L (1, 3) OBP: 0.348, SLG: 0.270	G3					K		K	4	0	0	0	0	2	3						
Todd Walker, L (1, 4) OBP: 0.320, SLG: 0.447				L8		K		G1-3	4	0	0	0	0	2	2						
Ruben Mateo, R (1, 9) OBP: 0.429, SLG: 0.538	F7					G5-3		K	4	0	1	0	0	1	1						
Gookie Dawkins, R (1, 6) Brady Clark, R (8, PH) Luis Pineda, R (8, 1)						K		G1-3	2	0	0	0	0	2	1						
Corky Miller, R (1, 2) OBP: 0.333, SLG: 0.667						K			3	0	1	0	0	1	1						
Elmer Dessens, R (1, 1) Gabe White, L (7, 1) Aaron Boone, R (8, PH)						G3		K	2	0	0	0	0	0	1						
						G4-3			0	0	0	0	0	0	0						
									1	0	0	0	0	1	1						
Inning Stats	R: 0 H: 1 E: 0 K: 0 S: 5	H: 1 LOB: 1 BB: 0 P: 7	R: 0 H: 0 E: 0 K: 2 S: 10	H: 0 LOB: 0 BB: 0 P: 14	R: 0 H: 0 E: 0 K: 2 S: 8	H: 0 LOB: 0 BB: 0 P: 10	R: 0 H: 1 E: 0 K: 1 S: 10	H: 1 LOB: 1 BB: 0 P: 16	R: 0 H: 0 E: 0 K: 2 S: 6	H: 0 LOB: 0 BB: 0 P: 8	R: 0 H: 0 E: 0 K: 1 S: 10	H: 0 LOB: 0 BB: 0 P: 12	R: 0 H: 1 E: 0 K: 2 S: 15	H: 1 LOB: 1 BB: 0 P: 17	R: 1 H: 2 E: 1 K: 2 S: 15	H: 2 LOB: 1 BB: 0 P: 20	1B: 4 2B: 2 3B: 0 HR: 0	SF: 0 SAC: 0 DP: 0 HBP: 0	WP: 0 PB: 0 SB: 1 CS: 0	PA: 33	
PITCHER	IP	WLS	BF	H	R	ER	SO	BB	IBB	HBP	BLK	WP	HR	S	P	ERA	WHIP				
Vicente Padilla, R (1, 1) ERA: 0.9	8.0	W	30	6	1	0	11	0	0	0	0	0	0	77	99	0.00	0.750				
Jose Mesa, R (9, 1) ERA: 1.59	1.0	S	3	0	0	0	2	0	0	0	0	0	0	10	14	0.00	0.000				

AB	33
R	1
H	6
RBI	0
BB	0
SO	13
LOB	11



Batter	1	2	3	4	5	6	7	8	9	AB	R	H	RBI	BB	SO	LOB	BOTTOM				
11 Jimmy Rollins, S (1, 6) OBP: 0.333, SLG: 0.364	K		E5		G3		L7			4	1	0	0	0	1	2	Cincinnati Reds @ Philadelphia Phillies Veterans Stadium, Philadelphia, PA Sun Apr 14 2002, 1:35 PM EDT Att: 19,195 - Cloudy - 73 F				
Marlon Anderson, L (1, 4) OBP: 0.400, SLG: 0.479	F7		P6		FC5-4		F8			4	0	1	0	0	0	3					
Bobby Abreu, L (1, 9) OBP: 0.512, SLG: 0.548	G4-3				FC5-4		G6-3			4	0	1	2	0	0	1					
Scott Rolen, R (1, 5) OBP: 0.368, SLG: 0.560										4	0	1	1	0	2	1					
Travis Lee, L (1, 3) OBP: 0.264, SLG: 0.319										3	0	0	0	1	0	2					
Pat Burrell, R (1, 7) OBP: 0.283, SLG: 0.438										4	0	0	0	0	2	1					
Todd Pratt, R (1, 2) OBP: 0.643, SLG: 0.667										4	1	4	0	0	0	0					
Doug Glanville, R (1, 8) OBP: 0.288, SLG: 0.306										3	1	1	0	1	1	3					
Vicente Padilla, R (1, 1) Jose Mesa, R (9, 1)										3	0	0	0	0	1	5					
										0	0	0	0	0	0	0					
Inning Stats	R: 0 H: 0 E: 0 K: 1 S: 7	H: 0 LOB: 0 BB: 0 P: 10	R: 0 H: 0 E: 0 K: 1 S: 11	H: 0 LOB: 0 BB: 0 P: 16	R: 3 H: 4 E: 1 K: 1 S: 18	H: 4 LOB: 2 BB: 0 P: 26	R: 0 H: 1 E: 0 K: 1 S: 15	H: 1 LOB: 1 BB: 0 P: 21	R: 0 H: 1 E: 0 K: 1 S: 12	H: 1 LOB: 1 BB: 0 P: 18	R: 0 H: 0 E: 0 K: 0 S: 9	H: 0 LOB: 0 BB: 0 P: 13	R: 0 H: 1 E: 0 K: 1 S: 15	H: 1 LOB: 2 BB: 1 P: 19	R: 0 H: 0 E: 0 K: 1 S: 15	H: 1 LOB: 1 BB: 1 P: 19	1B: 7 2B: 1 3B: 0 HR: 0	SF: 0 SAC: 0 DP: 0 HBP: 0	WP: 0 PB: 0 SB: 1 CS: 0	PA: 35	
PITCHER	IP	WLS	BF	H	R	ER	SO	BB	IBB	HBP	BLK	WP	HR	S	P	ERA	WHIP				
Elmer Dessens, R (1, 1) ERA: 2.7	6.0	L	27	7	3	0	6	0	1	0	0	0	0	74	109	0.00	1.167				
Gabe White, L (7, 1) ERA	1.0		3	0	0	0	0	0	0	0	0	0	0	9	13	0.00	0.000				
Luis Pineda, R (8, 1) ERA: 5.06	1.0		5	1	0	0	1	1	0	0	0	0	0	15	19	0.00	2.000				

AB	33
R	3
H	8
RBI	3
BB	2
SO	7
LOB	18



Batter	1	2	3	4	5	6	7	8	9	AB R H RBI BB SO LOB	TOP														
Craig Biggio, R OBP: 0.391, SLG: 0.412 (1, 4)	1-2 5 BB 17 HR 1B	1-0 F8		0-2 G4-6-3 1B		0-3 K			1-3 K	5 1 2 0 0 2 0	Houston Astros @ Cincinnati Reds Cinergy Field, Cincinnati, OH Tue Apr 16 2002, 7:10 PM EDT Att: 15,853 - Sunny - 83 F AB 37 R 8 H 11 RBI 8 BB 3 SO 6 LOB 9														
Gregg Zaun, S OBP: 0.409, SLG: 0.333 (1, 2)	2-2 L9	4-2 5 HR BB		2-0 G4-6-3 1-2		1-2 G5-3			1-3 K	4 1 0 0 1 1 2															
5 Jeff Bagwell, R OBP: 0.526, SLG: 0.524 (1, 3)	4-2 17 HR BB	0-0 1-H HR			0-0 F9		0-1 G5-3		0-0 2B	4 2 2 2 1 0 0															
17 Lance Berkman, S OBP: 0.393, SLG: 0.731 (8, 7)	1-2 2-H HR	3-2 HR			2-2 HR		0-1 G6-3		2-3 K	5 3 3 5 0 1 1															
Richard Hidalgo, R OBP: 0.333, SLG: 0.431 (1, 9)	0-0 HR	0-1 F7			0-2 G5-3		1-2 G6-3			4 1 1 1 0 0 0															
Danyle Ward, L OBP: 0.380, SLG: 0.563 Brian Hunter, R OBP: 0.375, SLG: 0.375 (8, PR)	3-2 F7		0-0 G3-1		1-2 2B			1-1 FC5-4 1B		4 0 2 0 0 0 0 0 0 0 0 0 0 0															
Geoff Blum, S OBP: 0.435, SLG: 0.550 (1, 5)	2-0 1B		1-3 K		4-1 BB			2-2 P3		3 0 1 0 1 1 1															
28 Adam Everett, R OBP: 0.289, SLG: 0.212 (1, 6)	2-0 P3		0-0 F2		0-1 G1-3			2-1 L5		4 0 0 0 0 0 4															
Dave Micki, R Scott Linebrink, R Ricky Stone, R (1, 1) (8, 1) (9, 1)		0-3 K		2-2 G5-3		3-2 L1		0-1 FC5-4 1-2		4 0 0 0 0 1 1 0 0 0 0 0 0 0 0 0 0 0 0 0 0															
Inning Stats	R: 4 E: 0 K: 0 S: 20	H: 4 LOB: 1 BB: 1 P: 35	R: 3 E: 0 K: 1 S: 14	H: 2 LOB: 0 BB: 1 P: 22	R: 0 E: 0 K: 1 S: 5	H: 0 LOB: 0 BB: 0 P: 6	R: 0 E: 0 K: 0 S: 7	H: 1 LOB: 0 BB: 0 P: 11	R: 1 E: 0 K: 0 S: 13	H: 2 LOB: 2 BB: 1 P: 20		R: 0 E: 0 K: 1 S: 12	H: 0 LOB: 0 BB: 0 P: 16	R: 0 E: 0 K: 0 S: 7	H: 0 LOB: 0 BB: 0 P: 8	R: 0 E: 0 K: 0 S: 9	H: 1 LOB: 1 BB: 0 P: 14	R: 0 E: 0 K: 3 S: 11	H: 1 LOB: 1 BB: 0 P: 15	1B: 4 2B: 2 3B: 0 HR: 5	SF: 0 SAC: 0 DP: 1 HBP: 0	WP: 0 PB: 0 SB: 0 CS: 0	PA: 40		
PITCHER	IP WLS BF H R ER SO BB IBB HBP BLK WP HR S P ERA WHIP											IP WLS BF H R ER SO BB IBB HBP BLK WP HR S P ERA WHIP													
Jose Acevedo, R ERA: 8.53 Jose Rijo, R ERA: 2.25 Jim Brower, R ERA: 4.0 Luis Pineda, R ERA: 4.26	(1, 1) (2, 1) (6, 1) (9, 1)	1.2 3.1 3.0 1.0	L 13 10 4	6 3 1 1	7 1 0 0	7 1 0 3	1 1 1 0	0 0 0 0	0 0 0 0	0 0 0 0	0 1 28 11	32 27 38 15	55 39 0 15	37.80 2.70 0.00 0.00	4.800 1.200 0.333 1.000										

Batter	1	2	3	4	5	6	7	8	9	AB R H RBI BB SO LOB	BOTTOM														
Reggie Taylor, L OBP: 0.250, SLG: 0.348 (1, 7)	1-1 L9		0-1 F8			3-2 P6		0-0 G3		4 0 0 0 0 0 1	Houston Astros @ Cincinnati Reds Cinergy Field, Cincinnati, OH Tue Apr 16 2002, 7:10 PM EDT Att: 15,853 - Sunny - 83 F AB 33 R 3 H 7 RBI 3 BB 1 SO 8 LOB 9														
Barry Larkin, R OBP: 0.285, SLG: 0.289 (1, 6)	1-1 G5-3		1-0 F9			0-3 K			2-1 E 1B 2B	4 1 1 0 0 1 0															
Juan Encarnacion, R OBP: 0.327, SLG: 0.577 (1, 8)	4-0 1B BB		1-0 F8			2-3 K			2-3 K	3 0 0 0 1 2 1															
Adam Dunn, L OBP: 0.360, SLG: 0.293 (1, 3)	0-0 1B		0-0 F9			2-3 K			2-0 2B 1B	4 1 2 0 0 1 0															
Aaron Boone, R OBP: 0.288, SLG: 0.356 (1, 5)	0-0 G4-3		1-3 K			0-0 F8			3-2 L6	4 0 0 0 0 1 4															
Todd Walker, L OBP: 0.315, SLG: 0.451 (1, 4)		1-0 P6			1-2 F9		2-1 F8		1-1 1-H 3-H 2B	4 0 1 2 0 0 0															
Ruben Mateo, R OBP: 0.444, SLG: 0.706 (1, 9)		2-3 K			1-1 HR			0-1 G5-4-3 1B	2-3 K	4 1 2 1 0 2 1															
Jason LaRue, R OBP: 0.341, SLG: 0.341 (1, 2)		1-1 G5-4-3 1-2			0-0 G4-3			1-2 G5-4-3 1-2		3 0 0 0 0 0 2															
Jose Acevedo, R Jose Rijo, R Gookinis, R Jim Brower, R Wilton Guerrero, S Luis Pineda, R (1, 1) (2, 1) (5, PR) (8, 1) (8, PR) (9, 1)			2-3 K		1-2 G5-3			0-0 1B		0 0 0 0 0 0 0 1 0 0 0 0 1 0 1 0 0 0 0 0 0 0 0 0 0 0 0 0 1 0 1 0 0 0 0 0 0 0 0 0 0 0															
Inning Stats	R: 0 E: 0 K: 0 S: 6	H: 1 LOB: 2 BB: 1 P: 12	R: 0 E: 0 K: 1 S: 6	H: 0 LOB: 0 BB: 0 P: 10	R: 0 E: 0 K: 1 S: 6	H: 0 LOB: 0 BB: 0 P: 9	R: 0 E: 0 K: 1 S: 5	H: 0 LOB: 0 BB: 0 P: 7	R: 1 E: 0 K: 0 S: 9	H: 1 LOB: 0 BB: 0 P: 12		R: 0 E: 0 K: 2 S: 9	H: 0 LOB: 0 BB: 0 P: 14	R: 0 E: 0 K: 1 S: 7	H: 0 LOB: 0 BB: 0 P: 11	R: 0 E: 0 K: 0 S: 8	H: 2 LOB: 1 BB: 0 P: 9	R: 2 E: 1 K: 2 S: 14	H: 3 LOB: 1 BB: 0 P: 26	1B: 5 2B: 1 3B: 0 HR: 1	SF: 0 SAC: 0 DP: 2 HBP: 0	WP: 1 PB: 0 SB: 0 CS: 0	PA: 34		
PITCHER	IP WLS BF H R ER SO BB IBB HBP BLK WP HR S P ERA WHIP											IP WLS BF H R ER SO BB IBB HBP BLK WP HR S P ERA WHIP													
Dave Micki, R Scott Linebrink, R Ricky Stone, R (1, 1) (8, 1) (9, 1)	(1, 1) (8, 1) (9, 1)	7.2 0.2 0.2	W 4 3	27 2 1	4 2 1	1 2 0	6 1 1	0 0 0	0 0 0	0 0 0	0 7 8	13 14	55 13 14	1.17 27.00 0.00	0.652 3.000 1.500										

Batter	1	2	3	4	5	6	7	8	9	AB R H RBI BB SO LOB	TOP									
Craig Biggio, R OBP: 0.355, SLG: 0.389 (1, 4)	2-1 5 1B 17 SF9 HBP	4-2 1B BB			2-2 G5-3		1-3 K		1-3 K	3 1 0 0 1 2 1	Houston Astros @ Cincinnati Reds Cinergy Field, Cincinnati, OH Wed Apr 17 2002, 7:10 PM EDT Att: 14,527 - Cloudy - 75 F									
Brad Ausmus, R OBP: 0.348, SLG: 0.488 (1, 2)	2-0 F9	3-1 1B			2-3 K		2-0 5 BB 1B		1-3 K	5 1 2 0 0 2 1										
5 Jeff Bagwell, R OBP: 0.532, SLG: 0.543 (1, 3)	0-2 2B 1B	0-3 K			2-0 17 HR 2B		4-2 1B BB		3-2 G6-3	4 2 2 0 1 1 2										
17 Lance Berkman, S OBP: 0.385, SLG: 0.764 Brian Hunter, R OBP: 0.375, SLG: 0.375 (7, 8)	0-1 SF9		1-1 G4-3		0-0 2H HR		1-1 F3			3 1 1 3 0 0 3 0 0 0 0 0 0 0										
Richard Hidalgo, R OBP: 0.344, SLG: 0.426 (1, 9)	4-1 2B BB		0-1 L7		1-1 F2		3-2 1B			3 1 1 2 1 0 0										
Daryle Ward, L OBP: 0.352, SLG: 0.558 (1, 7)	2-1 1H 2H 2B		2-1 F9		1-0 F7		3-2 L8			4 0 1 2 0 0 2										
Geoff Blum, S OBP: 0.370, SLG: 0.458 (1, 5)	0-0 F5			2-0 G4-3		1-0 G3		0-1 P6		4 0 0 0 0 0 1										
Julio Lugo, R OBP: 0.265, SLG: 0.333 Ricky Stone, R T.J. Mathews, R Orlando Merced, S Octavio Dotel, R Brandon Puffer, R (8, 1)		0-2 G1-3		0-0 L7		0-3 K		2-2 F9		3 0 0 0 0 0 1 0 0 0 0 0 0 0 0 0 1 0										
Carlos Hernández, S OBP: 0.250, SLG: 0.250 28 Adam Everett, R OBP: 0.300, SLG: 0.229 (6, 6)		0-3 K		0-3 K			1-2 1B S 1B		2-3 K	2 0 0 0 0 2 0 2 1 1 0 0 1 0										
Inning Stats	R: 3 E: 0 K: 0 S: 11	H: 2 LOB: 1 BB: 1 P: 21	R: 0 E: 0 K: 0 S: 15	H: 1 LOB: 2 BB: 1 P: 22	R: 0 E: 0 K: 0 S: 6	H: 0 LOB: 0 BB: 0 P: 9	R: 2 E: 0 K: 1 S: 10	H: 2 LOB: 0 BB: 0 P: 17	R: 0 E: 0 K: 1 S: 5	H: 0 LOB: 0 BB: 0 P: 7		R: 2 E: 0 K: 1 S: 20	H: 3 LOB: 2 BB: 1 P: 35	R: 0 E: 0 K: 1 S: 8	H: 0 LOB: 0 BB: 0 P: 12	R: 0 E: 0 K: 2 S: 10	H: 0 LOB: 0 BB: 0 P: 15	1B: 5 2B: 2 3B: 0 HR: 1	SF: 1 SAC: 0 DP: 0 HBP: 1	WP: 0 PB: 0 SB: 1 CS: 0
PITCHER	IP WLS BF H R ER SO BB IBB HBP BLK WP HR S P ERA WHIP											IP WLS BF H R ER SO BB IBB HBP BLK WP HR S P ERA WHIP								
Jimmy Haynes, R ERA: 7.24 Scott Williamson, R ERA: 11.25 Gabe White, L ERA: Scott Sullivan, R ERA:	(1, 1) (6, 1) (7, 1) (8, 1)	5.0 1.1 0.2 2.0	WLS L 3 6	BF 23 7 3 6	H 5 2 0	R 5 2 0	ER 5 2 0 0	SO 4 2 0 3	BB 2 1 0 0	IBB 0 0 0 0	HBP 1 0 0 0	BLK 0 0 0 0	WP 0 0 0 0	HR 1 0 0 0	S 47 14 11 18	P 76 24 18 27	ERA 9.00 13.50 0.00 0.00	WHIP 1.400 2.250 1.500 0.000		

Batter	1	2	3	4	5	6	7	8	9	AB R H RBI BB SO LOB	BOTTOM												
Barry Larkin, R OBP: 0.241, SLG: 0.260 (1, 6)	1-1 F8		0-3 K		0-1 F8		0-1 G1-3		1-0 FC5-4	5 0 0 0 0 1 2	Houston Astros @ Cincinnati Reds Cinergy Field, Cincinnati, OH Wed Apr 17 2002, 7:10 PM EDT Att: 14,527 - Cloudy - 75 F												
Juan Encarnacion, R OBP: 0.317, SLG: 0.544 (1, 8)	2-2 L8		0-2 F9		0-0 1B		1-3 K		0-3 K	5 0 1 0 0 2 2													
Aaron Boone, R OBP: 0.304, SLG: 0.354 (1, 5)	4-0 BB BB			1-0 1B 1B	0-0 P4				1-0 F7	3 1 1 0 1 0 1													
Adam Dunn, L OBP: 0.389, SLG: 0.302 (1, 3)	4-2 BB			2-2 1B G6-3 1B		3-2 G4-3		4-2 F8 DI BB		2 1 1 0 2 0 0													
Ruben Mateo, R OBP: 0.409, SLG: 0.600 (1, 9)	2-3 K			0-0 F8		4-2 FC6-4 HBP BB		3-2 F8		3 0 0 0 1 1 5													
Austin Keams, R OBP: 0.500, SLG: 0.333 (1, 7)		3-1 G4-3		2-1 G6-3 1B		2-1 FC6-4 HBP		3-3 K		3 0 1 1 0 1 1													
Todd Walker, L OBP: 0.293, SLG: 0.418 (1, 4)	0-1 F7			3-1 G6-3		2-1 F8		3-3 K		4 0 0 1 0 1 3													
Jason LaRue, R OBP: 0.333, SLG: 0.318 (1, 2)	2-2 G5-3			3-1 G6-3		1-2 FC6-4		1-0 FC5-4 DI HBP		3 0 0 0 0 0 3													
Jimmy Haynes, R Brady Clark, R Scott Williamson, R Gabe White, L Reggie Taylor, L Scott Sullivan, R Wilton Guerrero, S (8, 1)	(1, 1) (5, PH) (8, 1) (7, 1) (7, PH) (8, 1) (9, PH)	5.1 0.1 1.1 1.0 1.0	WLS W H 4 0	BF 22 3 4 5	H 4 0 0 0	R 2 0 0 0	ER 0 0 0 0	SO 0 0 2 2	BB 2 0 0 0	IBB 0 0 0 0		HBP 0 0 0 0	BLK 0 0 0 0	WP 0 0 0 0	HR 0 0 0 0	S 59 9 12 14 25 23	P 90 17 16 12 25 23	ERA 3.38 0.00 0.00 0.00 1.000 1.000	WHIP 1.125 3.000 0.000 0.000 1.000 1.000	1B: 4 2B: 0 3B: 0 HR: 0	SF: 0 SAC: 0 DP: 0 HBP: 2	WP: 0 PB: 0 SB: 0 CS: 0	PA: 38
PITCHER	IP WLS BF H R ER SO BB IBB HBP BLK WP HR S P ERA WHIP											IP WLS BF H R ER SO BB IBB HBP BLK WP HR S P ERA WHIP											
Carlos Hernández, L ERA: 6.35 Ricky Stone, R ERA: 1.8 T.J. Mathews, R ERA: Octavio Dotel, R ERA: 1.86 Brandon Puffer, R ERA:	(1, 1) (6, 1) (6, 1) (8, 1) (9, 1)	5.1 0.1 1.1 1.0 1.0	WLS W H 4 0	BF 22 3 4 5	H 4 0 0 0	R 2 0 0 0	ER 0 0 0 0	SO 0 0 2 2	BB 2 0 0 0	IBB 0 0 0 0	HBP 0 0 0 0	BLK 0 0 0 0	WP 0 0 0 0	HR 0 0 0 0	S 59 9 12 14 25 23	P 90 17 16 12 25 23	ERA 3.38 0.00 0.00 0.00 1.000 1.000	WHIP 1.125 3.000 0.000 0.000 1.000 1.000					

Batter	1	2	3	4	5	6	7	8	9	AB	R	H	RBI	BB	SO	LOB	TOP			
Todd Walker, L (1, 4) OBP: 0.284, SLG: 0.391	E6 WP 1B		K		K			2B 1B		4	1	1	0	0	2	1	Cincinnati Reds @ Chicago Cubs Wrigley Field, Chicago, IL Fri Apr 19 2002, 2:20 PM CDT Att: 33,949 - Cloudy - 55 F			
Barry Larkin, R (1, 6) OBP: 0.254, SLG: 0.271	K		1B			K		K		4	0	1	0	0	3	2				
Adam Dunn, L (1, 7) OBP: 0.397, SLG: 0.314	1B		K			K		F2		4	0	1	0	0	2	2				
Aaron Boone, R (1, 5) OBP: 0.328, SLG: 0.446	K				F8	1B		1B 2B		4	1	2	0	0	1	2				
Sean Casey, L (1, 3) OBP: 0.365, SLG: 0.340	K				K	1B		2B		4	0	2	2	0	2	2				
Juan Encarnacion, R (1, 8) OBP: 0.324, SLG: 0.515		G5-3			F8	L9		G5-3		4	0	0	0	0	0	3				
Austin Kearns, R (1, 9) OBP: 0.231, SLG: 0.167		G2-3			K			K2-3		4	0	0	0	0	2	0				
Jason LaRue, R (1, 2) OBP: 0.356, SLG: 0.333										2	0	0	0	1	1	0				
Reggie Taylor, L (9, PH) OBP: 0.250, SLG: 0.320	K				SH3 BB			F9		1	0	0	0	0	0	0				
Joey Hamilton, R (1, 1) OBP: 0.333, SLG: 0.600					G6-3			K		1	0	0	0	0	0	0				
Brady Clark, R (7, PH) OBP: 0.253, SLG: 0.125						SH3				1	0	0	0	0	1	0				
Scott Williamson, R (7, 1)										0	0	0	0	0	0	0				
Luis Pineda, R (8, 1)										0	0	0	0	0	0	0				
Wilton Guerrero, S (9, PH) OBP: 0.421, SLG: 0.471										1	0	0	0	0	1	0				
Inning Stats	R: 0 E: 1 K: 3 S: 15	H: 1 LOB: 2 BB: 0 P: 23	R: 0 E: 0 K: 1 S: 8	H: 0 LOB: 0 BB: 0 P: 14	R: 0 E: 0 K: 2 S: 12	H: 1 LOB: 1 BB: 0 P: 16	R: 0 E: 0 K: 1 S: 9	H: 0 LOB: 0 BB: 0 P: 14	R: 0 E: 0 K: 2 S: 11	H: 2 LOB: 2 BB: 1 P: 17	R: 0 E: 0 K: 1 S: 12	H: 0 LOB: 0 BB: 0 P: 15	R: 2 E: 0 K: 1 S: 16	H: 3 LOB: 1 BB: 0 P: 25	R: 0 E: 0 K: 2 S: 11	H: 0 LOB: 0 BB: 0 P: 15	1B: 6 2B: 1 3B: 0 HR: 0	SF: 0 SAC: 1 DP: 0 HBP: 0	WP: 1 PB: 0 SB: 0 CS: 0	PA: 36
PITCHER	IP WLS BF H R ER SO BB IBB HBP BLK WP HR S P ERA WHIP																			
Matt Clement, R (1, 1) ERA: 3.72	7.0 W 27 4 0 0 12 1 0 0 0 0 1 0 0 76 117 0.00 0.714																			
Jeff Fassero, L (8, 1) ERA: 7.88	0.2 5 3 2 2 1 0 0 0 0 0 0 0 2 14 20 27.00 4.500																			
Joe Borowski, R (8, 1) ERA: 2.93	0.1 H 1 0 0 0 0 0 0 0 0 0 0 0 2 5 0.00 0.000																			
Antonio Alfonseca, R (9, 1) ERA: 3.0	1.0 S 3 0 0 0 2 0 0 0 0 0 0 0 0 11 15 0.00 0.000																			

AB	34
R	2
H	7
RBI	2
BB	1
SO	15
LOB	12



Batter	1	2	3	4	5	6	7	8	9	AB	R	H	RBI	BB	SO	LOB	BOTTOM			
Delino DeShields, L (1, 4) OBP: 0.291, SLG: 0.423	G1-3 E 1B	SH1-3 2B		G5-3		F4		K		5	1	2	0	0	1	2	Cincinnati Reds @ Chicago Cubs Wrigley Field, Chicago, IL Fri Apr 19 2002, 2:20 PM CDT Att: 33,949 - Cloudy - 55 F			
Corey Patterson, L (1, 8) OBP: 0.428, SLG: 0.463	G1-3 1B	SH1-3		K		K				3	0	0	0	0	2	2				
Sammy Sosa, R (1, 9) OBP: 0.449, SLG: 0.750	E BB	K			G5-3		K			3	1	0	0	1	2	1				
Fred McGriff, L (1, 3) OBP: 0.358, SLG: 0.321	E1 HR	L4			G3		G4-3			4	1	0	0	0	0	1				
Roosevelt Brown, L (1, 7) OBP: 0.237, SLG: 0.314				G6-3						2	1	1	2	2	0	0				
Jeff Fassero, L (8, 1) ERA: 7.88						FC6-4 BB				0	0	0	0	0	0	0				
Joe Borowski, R (8, 1) ERA: 2.93										0	0	0	0	0	0	0				
Antonio Alfonseca, R (9, 1) OBP: 1.000, SLG: 1.000	2H HR									0	0	0	0	0	0	0				
Alex Gonzalez, R (1, 6) OBP: 0.422, SLG: 0.464	WP BB			G1-3		FC6-4		K		3	0	0	0	1	1	2				
Chris Stynes, R (1, 5) ERA: 3.38								G4-3		1	1	1	0	2	0	0				
Augie Ojeda, S (7, 5) OBP: 0.167, SLG: 0.200								G6-3 1B		1	0	0	0	0	0	0				
Joe Girardi, R (1, 2) OBP: 0.172, SLG: 0.207	F8				F9			G6-3		4	0	0	0	0	0	4				
Matt Clement, R (1, 1) OBP: 0.143, SLG: 0.143										3	0	1	1	0	1	2				
Darren Lewis, R (8, 7) OBP: 0.263, SLG: 0.278					G4-3					0	0	0	0	1	0	0				
Inning Stats	R: 4 E: 1 K: 1 S: 17	H: 2 LOB: 3 BB: 3 P: 34	R: 0 E: 0 K: 1 S: 15	H: 1 LOB: 1 BB: 0 P: 20	R: 0 E: 0 K: 0 S: 7	H: 0 LOB: 1 BB: 1 P: 16	R: 0 E: 0 K: 1 S: 8	H: 0 LOB: 0 BB: 0 P: 12	R: 0 E: 0 K: 0 S: 9	H: 0 LOB: 1 BB: 1 P: 18	R: 1 E: 0 K: 1 S: 11	H: 2 LOB: 1 BB: 0 P: 16	R: 0 E: 0 K: 2 S: 10	H: 0 LOB: 1 BB: 1 P: 21	R: 0 E: 0 K: 1 S: 13	H: 0 LOB: 1 BB: 1 P: 23	1B: 2 2B: 2 3B: 0 HR: 1	SF: 0 SAC: 1 DP: 0 HBP: 0	WP: 1 PB: 0 SB: 1 CS: 0	PA: 37
PITCHER	IP WLS BF H R ER SO BB IBB HBP BLK WP HR S P ERA WHIP																			
Joey Hamilton, R (1, 1) ERA: 3.38	6.0 L 29 5 5 4 4 5 0 0 0 0 0 0 0 10 21 0.00 1.000																			
Scott Williamson, R (7, 1) ERA: 9.0	1.0 4 0 0 0 2 1 0 0 0 0 0 0 0 10 21 0.00 1.000																			
Luis Pineda, R (8, 1) ERA: 3.68	1.0 4 0 0 0 1 1 0 0 0 0 0 0 0 13 23 0.00 1.000																			

AB	29
R	5
H	5
RBI	3
BB	7
SO	7
LOB	14



Batter	1	2	3	4	5	6	7	8	9	AB	R	H	RBI	BB	SO	LOB	TOP		
Juan Encarnacion, R OBP: 0.325, SLG: 0.514	4-1 SH 3B BB	1-0 F8			0-0 FC6-4 1B		1-1 G6-3		0-1 E5 FC5-2	4	1	1	0	1	0	2			
Wilton Guerrero, S OBP: 0.423, SLG: 0.409	1-1 SH G5-3 3B	1-0 F8			1-0 FC6-4 1-2f		1-1 F8		0-1 FC5-2	2	1	0	0	0	0	2			
Gookie Dawkins, R OBP: 0.188, SLG: 0.133									1-2 3H G1-3	2	0	0	0	0	0	2			
Sean Casey, L OBP: 0.339, SLG: 0.316	0-2 G5-3		2-1 F7		1-2 L7		1-3 K		0-0 G1-3	5	0	0	0	0	1	5			
Adam Dunn, L OBP: 0.389, SLG: 0.328	3-1 SF9 2H 3H 3B		4-2 E S BB		3-3 K			2-3 K		3	1	1	2	1	2	1			
Aaron Boone, R OBP: 0.342, SLG: 0.444	1-2 SF9		2-1 G6-3		1-0 G6-3 1B		1-2 G6-3		1-2 G6-3	3	0	1	1	0	0	1			
Todd Walker, L OBP: 0.288, SLG: 0.368	1-1 G6-3		1-0 P6		0-0 G6-4-3 1-2f		1-1 G4-3			4	0	0	0	0	0	2			
Austin Kearns, R OBP: 0.353, SLG: 0.533		0-1 HR		3-3 K		4-2 BB BB		3-2 SH3-4 FC4 2B	3	2	2	1	1	1	0				
Corky Miller, R OBP: 0.500, SLG: 0.500		4-0 SH2-4 BB		1-0 L4		4-1 BB BB		1-0 SH3-4	1	0	0	0	2	0	0				
Jose Rijo, R OBP: 0.333, SLG: 0.333		1-0 SH2-4		0-3 K		2-2 P4		1-2 FC4 FC5-2 3H	1	0	0	0	0	0	1	0			
Rubén Marmola, R OBP: 0.370, SLG: 0.550									1	0	0	0	0	0	0	2			
Gabe White, L ERA: 0.71									0	0	0	0	0	0	0	0			
Scott Sullivan, R ERA: 0.68									1	0	0	1	0	0	0	0			
Reggie Taylor, L OBP: 0.290, SLG: 0.300									0	0	0	1	0	0	0	0			
Danny Graves, R ERA: 2.13									0	0	0	0	0	0	0	0			
Inning Stats	R: 3 E: 1 K: 0 S: 14	H: 1 LOB: 0 BB: 1 P: 23	R: 1 E: 0 K: 0 S: 5	H: 1 LOB: 1 BB: 1 P: 12	R: 0 E: 0 K: 0 S: 7	H: 0 LOB: 1 BB: 1 P: 16	R: 0 E: 0 K: 2 S: 7	H: 0 LOB: 0 BB: 0 P: 11	R: 0 E: 0 K: 1 S: 9	H: 1 LOB: 2 BB: 2 P: 14	R: 0 E: 0 K: 1 S: 8	H: 0 LOB: 0 BB: 0 P: 11	R: 0 E: 0 K: 1 S: 9	H: 0 LOB: 0 BB: 0 P: 13	R: 1 E: 1 K: 0 S: 15	H: 1 LOB: 2 BB: 0 P: 20	1B: 2 2B: 1 3B: 1 HR: 1	SF: 1 SAC: 3 DP: 1 HBP: 0	WP: 0 PA: 39 PB: 0 SB: 1 CS: 0
PITCHER	IP WLS BF H R ER SO BB IBB HBP BLK WP HR S P ERA WHIP	IP WLS BF H R ER SO BB IBB HBP BLK WP HR S P ERA WHIP	IP WLS BF H R ER SO BB IBB HBP BLK WP HR S P ERA WHIP	IP WLS BF H R ER SO BB IBB HBP BLK WP HR S P ERA WHIP	IP WLS BF H R ER SO BB IBB HBP BLK WP HR S P ERA WHIP	IP WLS BF H R ER SO BB IBB HBP BLK WP HR S P ERA WHIP	IP WLS BF H R ER SO BB IBB HBP BLK WP HR S P ERA WHIP	IP WLS BF H R ER SO BB IBB HBP BLK WP HR S P ERA WHIP	IP WLS BF H R ER SO BB IBB HBP BLK WP HR S P ERA WHIP	IP WLS BF H R ER SO BB IBB HBP BLK WP HR S P ERA WHIP	IP WLS BF H R ER SO BB IBB HBP BLK WP HR S P ERA WHIP	IP WLS BF H R ER SO BB IBB HBP BLK WP HR S P ERA WHIP	IP WLS BF H R ER SO BB IBB HBP BLK WP HR S P ERA WHIP	IP WLS BF H R ER SO BB IBB HBP BLK WP HR S P ERA WHIP	IP WLS BF H R ER SO BB IBB HBP BLK WP HR S P ERA WHIP	IP WLS BF H R ER SO BB IBB HBP BLK WP HR S P ERA WHIP	IP WLS BF H R ER SO BB IBB HBP BLK WP HR S P ERA WHIP	IP WLS BF H R ER SO BB IBB HBP BLK WP HR S P ERA WHIP	IP WLS BF H R ER SO BB IBB HBP BLK WP HR S P ERA WHIP

Cincinnati Reds @ Chicago Cubs
Wrigley Field, Chicago, IL
Sun Apr 21 2002, 1:20 PM CDT
Att: 29,458 - Cloudy - 40 F

AB 30
R 5
H 5
RBI 5
BB 5
SO 5
LOB 17




Batter	1	2	3	4	5	6	7	8	9	AB	R	H	RBI	BB	SO	LOB	BOTTOM				
Delino DeShields, L OBP: 0.297, SLG: 0.400	3-2 L8		0-0 P6		0-1 E3 1-2		1-1 F8 2-3		1-2 G4-3 2-3	5	0	0	0	0	0	3					
Corey Patterson, L OBP: 0.380, SLG: 0.403	1-1 F8		0-1 G4-3		0-1 F7		0-1 L5			4	0	0	0	0	0	3					
Sammy Sosa, R OBP: 0.416, SLG: 0.672	3-3 K		1-1 L9 E BB 1B		2-2 L8		0-1 F8			4	1	1	0	0	1	2					
Fred McGriff, L OBP: 0.351, SLG: 0.306		3-2 L7		4-2 E BB 1-2		3-2 F7		0-0 F5	3	0	0	0	1	0	0						
Roosevelt Brown, L OBP: 0.281, SLG: 0.395		3-2 G3-1		2-2 L9		0-1 F8		3-2 P5	4	0	0	0	0	0	2						
Antonio Alfonseca, R OBP: 1.000, SLG: 1.000				2-3					0	0	0	0	0	0	0						
Chris Stynes, R OBP: 0.429, SLG: 0.450		1-1		1-2 E6		3-2 F9			3	0	1	0	0	0	1						
Joe Borowski, R ERA: 2.13				1-2 1B					0	0	0	0	0	0	0						
Darren Lewis, R OBP: 0.296, SLG: 0.300				1-2 1B					1	1	1	0	0	0	0						
Robert Machado, R OBP: 0.364, SLG: 0.619		2-1 F8		3-H 1-1 L6		2-1 2B 2B		2-1 E9 WP 1-H 1B	4	1	2	0	0	0	3						
Augie Ojeda, S OBP: 0.111, SLG: 0.125			2-2 G3		3-2 L9		0-1 G6-3		3-3 K	3	0	0	0	0	1						
Todd Hundley, S OBP: 0.316, SLG: 0.444									1	0	0	0	0	1	1						
Juan Cruz, R OBP: 0.143, SLG: 0.143			1-2 L9		0-0 E 1B		1-1 F8 2H 2B		2-3 K	2	0	1	0	0	0						
Mark Bellhorn, S OBP: 0.316, SLG: 0.528									2	0	1	1	0	1	1						
Inning Stats	R: 0 E: 0 K: 1 S: 8	H: 0 LOB: 0 BB: 0 P: 15	R: 0 E: 0 K: 0 S: 12	H: 1 LOB: 1 BB: 0 P: 21	R: 0 E: 0 K: 0 S: 9	H: 0 LOB: 0 BB: 0 P: 12	R: 1 E: 1 K: 0 S: 15	H: 1 LOB: 2 BB: 1 P: 24	R: 0 E: 0 K: 0 S: 12	H: 0 LOB: 0 BB: 0 P: 17	R: 0 E: 0 K: 0 S: 8	H: 0 LOB: 0 BB: 0 P: 14	R: 1 E: 0 K: 0 S: 10	H: 2 LOB: 1 BB: 0 P: 14	R: 0 E: 0 K: 0 S: 8	H: 0 LOB: 0 BB: 0 P: 11	R: 1 E: 1 K: 2 S: 14	H: 2 LOB: 1 BB: 0 P: 22	1B: 5 2B: 2 3B: 0 HR: 0	SF: 0 SAC: 0 DP: 0 HBP: 0	WP: 1 PA: 37 PB: 0 SB: 0 CS: 0
PITCHER	IP WLS BF H R ER SO BB IBB HBP BLK WP HR S P ERA WHIP	IP WLS BF H R ER SO BB IBB HBP BLK WP HR S P ERA WHIP	IP WLS BF H R ER SO BB IBB HBP BLK WP HR S P ERA WHIP	IP WLS BF H R ER SO BB IBB HBP BLK WP HR S P ERA WHIP	IP WLS BF H R ER SO BB IBB HBP BLK WP HR S P ERA WHIP	IP WLS BF H R ER SO BB IBB HBP BLK WP HR S P ERA WHIP	IP WLS BF H R ER SO BB IBB HBP BLK WP HR S P ERA WHIP	IP WLS BF H R ER SO BB IBB HBP BLK WP HR S P ERA WHIP	IP WLS BF H R ER SO BB IBB HBP BLK WP HR S P ERA WHIP	IP WLS BF H R ER SO BB IBB HBP BLK WP HR S P ERA WHIP	IP WLS BF H R ER SO BB IBB HBP BLK WP HR S P ERA WHIP	IP WLS BF H R ER SO BB IBB HBP BLK WP HR S P ERA WHIP	IP WLS BF H R ER SO BB IBB HBP BLK WP HR S P ERA WHIP	IP WLS BF H R ER SO BB IBB HBP BLK WP HR S P ERA WHIP	IP WLS BF H R ER SO BB IBB HBP BLK WP HR S P ERA WHIP	IP WLS BF H R ER SO BB IBB HBP BLK WP HR S P ERA WHIP	IP WLS BF H R ER SO BB IBB HBP BLK WP HR S P ERA WHIP	IP WLS BF H R ER SO BB IBB HBP BLK WP HR S P ERA WHIP	IP WLS BF H R ER SO BB IBB HBP BLK WP HR S P ERA WHIP		

Cincinnati Reds @ Chicago Cubs
Wrigley Field, Chicago, IL
Sun Apr 21 2002, 1:20 PM CDT
Att: 29,458 - Cloudy - 40 F

AB 36
R 3
H 7
RBI 1
BB 1
SO 3
LOB 17



Batter	1	2	3	4	5	6	7	8	9	AB	R	H	RBI	BB	SO	LOB	TOP										
Juan Pierre, L OBP: 0.345, SLG: 0.278 (1, 8)	F7		G4-3				F7			3	0	0	0	1	0	2	Colorado Rockies @ Cincinnati Reds Cinergy Field, Cincinnati, OH Tue Apr 23 2002, 7:10 PM EDT Att: 14,518 - Sunny - 58 F										
Juan Uribe, R OBP: 0.395, SLG: 0.500 (1, 6)	G6-3			17 BB SF8 BB				L7		3	1	1	0	1	0	0											
Larry Walker, L OBP: 0.333, SLG: 0.547 (1, 9)	G4-3			WP 17 BB SF7 1B			F8			4	1	2	0	0	0	2											
17 Todd Helton, L OBP: 0.366, SLG: 0.457 (1, 3)		K		WP BB			F8			3	0	0	0	1	2	1											
Todd Zeile, R OBP: 0.345, SLG: 0.558 (1, 5)	F9			SF8 BB			G6-3			3	0	0	1	0	1	1											
Todd Hollandsworth, L OBP: 0.224, SLG: 0.250 (1, 7)	G1-3			SF7			F9			3	0	0	1	0	0	0											
Jose Ortiz, R OBP: 0.295, SLG: 0.314 (1, 4)				SH2-4 1B			SH2-4 BB			3	0	1	0	1	0	1											
Gary Bennett, R OBP: 0.237, SLG: 0.306 (1, 2)				F9			SH2-4			2	0	0	0	0	1	1											
Terry Shumpert, R OBP: 0.222, SLG: 0.294 (9, PH)				SH2-4			SH2-4			1	0	1	0	0	0	0											
Jason Jennings, L OBP: 0.167, SLG: 0.333 Greg Norton, S OBP: 0.247, SLG: 0.276 Rick White, R (7, 1) Kent Mercker, L (7, 1) Todd Jones, L (8, 1) Benny Agbayani, R OBP: 0.333, SLG: 0.432 (8, PH)				SH2-4			SH2-4			1	0	0	0	0	1	0											
Inning Stats	R: 0 E: 0 K: 0 S: 8	H: 0 LOB: 0 BB: 0 P: 11	R: 0 E: 0 K: 1 S: 9	H: 0 LOB: 0 BB: 0 P: 15	R: 0 E: 0 K: 0 S: 5	H: 1 LOB: 1 BB: 0 P: 6	R: 2 E: 0 K: 0 S: 12	H: 1 LOB: 1 BB: 2 P: 24	R: 0 E: 0 K: 2 S: 15	H: 0 LOB: 0 BB: 0 P: 19	R: 0 E: 0 K: 0 S: 10	H: 1 LOB: 1 BB: 1 P: 17	R: 0 E: 0 K: 2 S: 18	H: 1 LOB: 1 BB: 0 P: 22	R: 0 E: 0 K: 0 S: 7	H: 1 LOB: 1 BB: 0 P: 8	1B: 6 2B: 0 3B: 0 HR: 0	SF: 2 SAC: 2 DP: 0 HBP: 0	WP: 1 PB: 0 SB: 1 CS: 0	PA: 36							
PITCHER	IP	WLS	BF	H	R	ER	SO	BB	IBB	HBP	BLK	WP	HR	S	P	ERA	WHIP										
Jimmy Haynes, R ERA: 5.95 (1, 1)	6.0	W	24	3	2	2	3	3	0	0	0	1	0	61	99	3.00	1.000										
Luis Pineda, R ERA: 3.52 (7, 1)	0.1	H	2	0	0	0	0	1	0	0	0	0	0	3	7	0.00	3.000										
Gabe White, L ERA: 0.64 (7, 1)	1.1	H	5	2	0	0	1	0	0	0	0	0	0	20	26	0.00	1.500										
Danny Graves, R ERA: 1.93 (8, 1)	1.1	S	5	1	0	0	1	0	0	0	0	0	0	12	14	0.00	0.750										

Batter	1	2	3	4	5	6	7	8	9	AB	R	H	RBI	BB	SO	LOB	BOTTOM										
Barry Larkin, R OBP: 0.282, SLG: 0.288 (1, 6)	F8		G6-4-3 BB				1B			3	0	2	1	1	0	0	Colorado Rockies @ Cincinnati Reds Cinergy Field, Cincinnati, OH Tue Apr 23 2002, 7:10 PM EDT Att: 14,518 - Sunny - 58 F										
Juan Encarnacion, R OBP: 0.321, SLG: 0.539 (1, 8)			G6-4-3 1-2				1B			4	1	1	1	0	2	4											
Sean Casey, L OBP: 0.333, SLG: 0.311 (1, 3)	G4-3		G4-3				1B			4	0	1	1	0	0	1											
Adam Dunn, L OBP: 0.382, SLG: 0.311 Danny Graves, R (8, 1)				F2			G4-3			3	0	0	0	1	1	3											
Aaron Boone, R OBP: 0.338, SLG: 0.433 (1, 5)				F9			E5			4	0	1	0	0	1	1											
Todd Walker, L OBP: 0.257, SLG: 0.352 (1, 4)				G6-3			F7			3	0	0	0	0	0	1											
Austin Kearns, R OBP: 0.429, SLG: 0.588 (1, 9)				G4-6-3 HBP						2	1	1	0	1	0	1											
Jason LaRue, R OBP: 0.361, SLG: 0.345 (1, 2)				G4-6-3 1-2			1B			4	1	1	0	0	2	5											
Jimmy Haynes, R (1, 1)				G5-3			G5-3			2	0	0	0	0	0	3											
Wilton Guerrero, S OBP: 0.407, SLG: 0.391 (6, PH)				G5-3			G3-1			1	0	0	0	0	0	2											
Luis Pineda, R (7, 1)										0	0	0	0	0	0	0											
Gabe White, L (7, 1)										0	0	0	0	0	0	0											
Reggie Taylor, L OBP: 0.250, SLG: 0.300 (8, 7)										0	0	0	0	0	0	0											
Inning Stats	R: 1 E: 0 K: 1 S: 10	H: 1 LOB: 1 BB: 1 P: 20	R: 0 E: 1 K: 0 S: 10	H: 0 LOB: 1 BB: 0 P: 14	R: 0 E: 0 K: 0 S: 3	H: 0 LOB: 0 BB: 1 P: 8	R: 0 E: 0 K: 0 S: 12	H: 0 LOB: 0 BB: 0 P: 19	R: 2 E: 1 K: 1 S: 17	H: 3 LOB: 2 BB: 1 P: 30	R: 0 E: 1 K: 1 S: 10	H: 1 LOB: 2 BB: 0 P: 14	R: 0 E: 0 K: 2 S: 14	H: 1 LOB: 1 BB: 0 P: 20	R: 0 E: 0 K: 1 S: 9	H: 1 LOB: 1 BB: 0 P: 14	1B: 4 2B: 2 3B: 0 HR: 1	SF: 0 SAC: 1 DP: 2 HBP: 1	WP: 0 PB: 0 SB: 1 CS: 0	PA: 35							
PITCHER	IP	WLS	BF	H	R	ER	SO	BB	IBB	HBP	BLK	WP	HR	S	P	ERA	WHIP										
Jason Jennings, R ERA: 4.95 (1, 1)	6.0	L	27	5	3	3	3	3	0	1	0	0	0	62	105	4.50	1.333										
Rick White, R ERA: 5.4 (7, 1)	0.1		2	1	0	0	1	0	0	0	0	0	0	7	10	0.00	3.000										
Kent Mercker, L ERA: 1.8 (7, 1)	0.2		2	0	0	0	1	0	0	0	0	0	0	7	10	0.00	0.000										
Todd Jones, R ERA: 2.31 (8, 1)	1.0		4	1	0	0	1	0	0	0	0	0	0	9	14	0.00	1.000										

AB 28
R 2
H 6
RBI 2
BB 4
SO 5
LOB 9


AB 30
R 3
H 7
RBI 3
BB 3
SO 6
LOB 21



Batter	1	2	3	4	5	6	7	8	9	AB	R	H	RBI	BB	SO	LOB	TOP		
Juan Pierre, L (1, 8) OBP: 0.340, SLG: 0.264	4-1 1B BB	0-1 BB 1B	0-3 K	0-0 K	0-1 G6-3				3-2 F7	4	1	1	0	1	1	2			
Terry Shumpert, R (1, 4) OBP: 0.244, SLG: 0.310	2-1 F2	4-1 BB	1-2 F4	1-2 F4	1-0 1B G4-6-3 2B				2-2 G6-3	4	1	1	0	1	0	2			
17 Todd Helton, L (1, 3) OBP: 0.352, SLG: 0.430	0-0 BB 1B FC5-2 1B	1-3 K	1-2 F9	1-2 F9	0-1 G4-6-3 1B				0-0 G4-3	5	0	2	0	0	1	3			
Larry Walker, L (1, 9) OBP: 0.354, SLG: 0.550	3-1 FC5-2 BB 1B		2-2 G3		0-0 CS 1B				0-0 G4-6-3	4	0	2	1	0	0	1			
Todd Zeile, R (1, 5) OBP: 0.364, SLG: 0.544	4-1 FC5-2 BB		4-2 2B G5-3 BB		1-2 G6-3				1-1 3-H 2B	2	1	1	0	2	0	1			
Juan Uribe, R (1, 6) OBP: 0.415, SLG: 0.518	1-2 FC5-2		0-2 G5-3 2B		1-1 G5-3				0-1 F3	4	0	1	0	0	0	4			
Benny Agbayani, R (1, 7) OBP: 0.300, SLG: 0.396	3-3 K		0-0 G5-3		1-0 G6-3				0-2 F8	3	0	0	1	0	1	4			
Mark Little, R (7, 7) OBP: 0.227, SLG: 0.250										0	0	0	0	0	0	0			
Todd Hollandsworth, L (8, PH) OBP: 0.222, SLG: 0.265										1	0	0	0	0	0	0			
Gary Bennett, R (1, 2) OBP: 0.289, SLG: 0.390		4-0 G4-3 BB	0-1 G1-3		4-2 SH2-4 BB				2-3 K	2	0	0	0	2	1	1			
Denny Neagle, L (1, 1) OBP: 0.500, SLG: 0.800		1-1 G4-3			0-0 SH2-4				1-2 G3-1	2	0	1	0	0	0	1			
Todd Jones, L (7, 1)										0	0	0	0	0	0	0			
Kent Mercker, L (7, 1)										0	0	0	0	0	0	0			
Greg Norton, S (8, PH) OBP: 0.229, SLG: 0.258		1-2 1B								1	0	0	0	0	0	0			
Rick White, R (8, 1)										0	0	0	0	0	0	0			
Inning Stats	R: 1 E: 0 K: 1 S: 14	H: 2 LOB: 3 BB: 2 P: 31	R: 0 E: 0 K: 1 S: 9	H: 1 LOB: 2 BB: 2 P: 19	R: 1 E: 0 K: 0 S: 11	H: 1 LOB: 1 BB: 1 P: 17	R: 0 E: 0 K: 1 S: 11	H: 1 LOB: 1 BB: 0 P: 13	R: 0 E: 0 K: 0 S: 6	H: 0 LOB: 1 BB: 1 P: 11	R: 1 E: 0 K: 0 S: 8	H: 3 LOB: 0 BB: 0 P: 10	R: 0 E: 0 K: 1 S: 12	H: 0 LOB: 0 BB: 0 P: 15	R: 0 E: 0 K: 0 S: 7	H: 0 LOB: 0 BB: 0 P: 12	1B: 6 2B: 3 3B: 0 HR: 0	SF: 0 SAC: 1 DP: 2 HBP: 0	WP: 0 PA: 39
PITCHER	IP WLS BF H R ER SO BB IBB HBP BLK WP HR S P ERA WHIP	IP WLS BF H R ER SO BB IBB HBP BLK WP HR S P ERA WHIP	IP WLS BF H R ER SO BB IBB HBP BLK WP HR S P ERA WHIP	IP WLS BF H R ER SO BB IBB HBP BLK WP HR S P ERA WHIP	IP WLS BF H R ER SO BB IBB HBP BLK WP HR S P ERA WHIP	IP WLS BF H R ER SO BB IBB HBP BLK WP HR S P ERA WHIP	IP WLS BF H R ER SO BB IBB HBP BLK WP HR S P ERA WHIP	IP WLS BF H R ER SO BB IBB HBP BLK WP HR S P ERA WHIP	IP WLS BF H R ER SO BB IBB HBP BLK WP HR S P ERA WHIP	IP WLS BF H R ER SO BB IBB HBP BLK WP HR S P ERA WHIP	IP WLS BF H R ER SO BB IBB HBP BLK WP HR S P ERA WHIP	IP WLS BF H R ER SO BB IBB HBP BLK WP HR S P ERA WHIP	IP WLS BF H R ER SO BB IBB HBP BLK WP HR S P ERA WHIP	IP WLS BF H R ER SO BB IBB HBP BLK WP HR S P ERA WHIP	IP WLS BF H R ER SO BB IBB HBP BLK WP HR S P ERA WHIP	IP WLS BF H R ER SO BB IBB HBP BLK WP HR S P ERA WHIP	IP WLS BF H R ER SO BB IBB HBP BLK WP HR S P ERA WHIP	IP WLS BF H R ER SO BB IBB HBP BLK WP HR S P ERA WHIP	

Colorado Rockies @ Cincinnati Reds
Cinergy Field, Cincinnati, OH
Thu Apr 25 2002, 7:10 PM EDT
Att: 14,416 - Sunny - 57 F


AB 32
R 3
H 9
RBI 2
BB 6
SO 4
LOB 19





Batter	1	2	3	4	5	6	7	8	9	AB	R	H	RBI	BB	SO	LOB	BOTTOM		
Barry Larkin, R (1, 6) OBP: 0.300, SLG: 0.278	2-3 K		2-1 F9		4-1 1B BB				3-2 BB 1B	3	0	1	0	1	1	0			
Juan Encarnacion, R (1, 8) OBP: 0.344, SLG: 0.571	2-2 HR		1-1 F2		2-3 K				2-1 BB 1B	4	1	2	1	0	1	2			
Sean Casey, L (1, 3) OBP: 0.351, SLG: 0.338	3-1 G6-3 2B		2-1 G3		3-3 K				4-0 1B BB	3	0	1	0	1	1	0			
Aaron Boone, R (1, 5) OBP: 0.306, SLG: 0.387	3-2 G6-3		0-0 L7		1-1 G5-3				0-1 F8	4	0	0	0	0	0	4			
Austin Kearns, R (1, 7) OBP: 0.393, SLG: 0.478	4-1 P5		3-2 P5		1-1 G4-3				1-3 K	2	0	0	0	1	0	0			
Scott Sullivan, R (7, 1) OBP: 0.265, SLG: 0.313										0	0	0	0	0	0	0			
Reggie Taylor, L (8, PH) OBP: 0.265, SLG: 0.313										1	0	0	0	0	1	0			
Todd Walker, L (1, 4) OBP: 0.288, SLG: 0.351	3-3 K		0-0 F5		1-0 SH5-4 1B				4-0 WP E BB	3	2	1	0	1	1	2			
Ruben Mateo, R (1, 9) OBP: 0.355, SLG: 0.483		1-1 L7			1-0 F8				1-2 SH5-4 1B	4	1	1	0	0	0	0			
Jason LaRue, R (1, 2) OBP: 0.365, SLG: 0.339		1-1 F9			2-2 BB HBP				0-0 SH5-4	1	0	0	0	0	0	0			
Wilton Guerrero, S (7, PH) OBP: 0.407, SLG: 0.391									2-3 K	0	0	0	0	0	0	0			
Corky Miller, R (8, 2) OBP: 0.417, SLG: 0.500									1-2 2-3 1B	1	0	0	0	0	1	1			
Joey Hamilton, R (1, 1) OBP: 0.250, SLG: 0.429		0-0 G4-3			0-1 B3				0-2 1B	2	0	0	0	0	0	1			
Gabe White, L (7, 1)										0	0	0	0	0	0	0			
Brady Clark, R (7, 7) OBP: 0.273, SLG: 0.158										2	0	1	2	0	0	1			
Danny Graves, R (9, 1)										0	0	0	0	0	0	0			
Inning Stats	R: 1 E: 0 K: 2 S: 21	H: 2 LOB: 2 BB: 1 P: 38	R: 0 E: 0 K: 0 S: 5	H: 0 LOB: 0 BB: 0 P: 7	R: 0 E: 0 K: 0 S: 6	H: 0 LOB: 0 BB: 0 P: 11	R: 0 E: 0 K: 0 S: 5	H: 0 LOB: 0 BB: 0 P: 8	R: 0 E: 0 K: 1 S: 9	H: 0 LOB: 2 BB: 1 P: 18	R: 0 E: 0 K: 1 S: 8	H: 0 LOB: 0 BB: 0 P: 13	R: 2 E: 0 K: 0 S: 14	H: 5 LOB: 3 BB: 1 P: 25	R: 1 E: 1 K: 2 S: 12	H: 0 LOB: 1 BB: 1 P: 21	1B: 5 2B: 1 3B: 0 HR: 1	SF: 0 SAC: 1 DP: 0 HBP: 1	WP: 1 PA: 36
PITCHER	IP WLS BF H R ER SO BB IBB HBP BLK WP HR S P ERA WHIP	IP WLS BF H R ER SO BB IBB HBP BLK WP HR S P ERA WHIP	IP WLS BF H R ER SO BB IBB HBP BLK WP HR S P ERA WHIP	IP WLS BF H R ER SO BB IBB HBP BLK WP HR S P ERA WHIP	IP WLS BF H R ER SO BB IBB HBP BLK WP HR S P ERA WHIP	IP WLS BF H R ER SO BB IBB HBP BLK WP HR S P ERA WHIP	IP WLS BF H R ER SO BB IBB HBP BLK WP HR S P ERA WHIP	IP WLS BF H R ER SO BB IBB HBP BLK WP HR S P ERA WHIP	IP WLS BF H R ER SO BB IBB HBP BLK WP HR S P ERA WHIP	IP WLS BF H R ER SO BB IBB HBP BLK WP HR S P ERA WHIP	IP WLS BF H R ER SO BB IBB HBP BLK WP HR S P ERA WHIP	IP WLS BF H R ER SO BB IBB HBP BLK WP HR S P ERA WHIP	IP WLS BF H R ER SO BB IBB HBP BLK WP HR S P ERA WHIP	IP WLS BF H R ER SO BB IBB HBP BLK WP HR S P ERA WHIP	IP WLS BF H R ER SO BB IBB HBP BLK WP HR S P ERA WHIP	IP WLS BF H R ER SO BB IBB HBP BLK WP HR S P ERA WHIP	IP WLS BF H R ER SO BB IBB HBP BLK WP HR S P ERA WHIP	IP WLS BF H R ER SO BB IBB HBP BLK WP HR S P ERA WHIP	

Colorado Rockies @ Cincinnati Reds
Cinergy Field, Cincinnati, OH
Thu Apr 25 2002, 7:10 PM EDT
Att: 14,416 - Sunny - 57 F

AB 30
R 4
H 7
RBI 3
BB 4
SO 6
LOB 11



Batter	1	2	3	4	5	6	7	8	9	AB	R	H	RBI	BB	SO	LOB	TOP				
David Bell, R (1, 5) OBP: 0.330, SLG: 0.452	G4-3			F8	K					4	1	1	0	0	1	2	San Francisco Giants @ Cincinnati Reds Cinergy Field, Cincinnati, OH Sat Apr 27 2002, 1:15 PM EDT Att: 22,616 - Cloudy - 60 F livebaseballscorecards.com AB 32 R 4 H 8 RBI 4 BB 2 SO 5 LOB 11 				
Rich Aurilia, R (1, 6) OBP: 0.384, SLG: 0.516 Ramon Martinez, R (6, 6) OBP: 0.351, SLG: 0.471	K			F9						3	1	1	0	0	1	0					
Barry Bonds, L (1, 7) OBP: 0.605, SLG: 0.907 Marvin Benard, L (6, 7) OBP: 0.310, SLG: 0.333	F8			FC5-4 BB						2	0	1	0	1	0	0					
Jeff Kent, R (1, 4) OBP: 0.294, SLG: 0.382				FC5-4 BB						4	0	0	0	0	1	5					
J.T. Snow, L (1, 3) OBP: 0.348, SLG: 0.338 Jay Witasick, R (6, 1)	L6									3	0	0	1	0	0	1					
Pedro Feliz, R (8, PH) OBP: 0.387, SLG: 0.414 Aaron Fultz, L (8, 1)										0	0	0	0	0	0	0					
Reggie Sanders, R (1, 9) OBP: 0.322, SLG: 0.356	G5-3									4	1	1	0	0	0	1					
Tsuyoshi Shinjo, R (1, 8) OBP: 0.261, SLG: 0.345				F8						4	0	0	0	0	1	1					
Yorvit Torrealba, R (1, 2) OBP: 0.167, SLG: 0.118				K						2	1	1	0	1	1	0					
Ryan Jensen, R (1, 1) OBP: 0.333, SLG: 0.333 41 Chad Zerbe, L (3, 1) OBP: 0.500, SLG: 0.500 Damon Minor, L (6, 3) OBP: 0.429, SLG: 0.571				P6						1	0	0	0	0	0	0					
										1	0	1	1	0	0	0					
										1	0	0	0	0	0	1					
Inning Stats	R: 0 E: 0 K: 1 S: 9	H: 0 LOB: 0 BB: 0 P: 12	R: 0 E: 0 K: 1 S: 6	H: 0 LOB: 0 BB: 0 P: 6	R: 0 E: 0 K: 1 S: 8	H: 0 LOB: 0 BB: 0 P: 10	R: 0 E: 0 K: 0 S: 8	H: 0 LOB: 1 BB: 1 P: 12	R: 1 E: 0 K: 1 S: 14	H: 3 LOB: 2 BB: 0 P: 18	R: 1 E: 0 K: 0 S: 9	H: 2 LOB: 1 BB: 0 P: 14	R: 2 E: 0 K: 0 S: 19	H: 3 LOB: 2 BB: 1 P: 34	R: 0 E: 0 K: 1 S: 8	H: 0 LOB: 0 BB: 0 P: 11		1B: 7 2B: 1 3B: 0 HR: 0	SF: 0 SAC: 0 DP: 0 HBP: 0	WP: 0 PB: 0 SB: 0 CS: 0	PA: 34
PITCHER	IP WLS BF H R ER SO BB IBB HBP BLK WP HR S P ERA WHIP																				
Jose Rijo, R (1, 1) ERA: 1.89	6.0 W 24 5 2 2 4 1 0 0 0 0 0 54 72 3.00 1.000																				
Jim Brower, R (7, 1) ERA: 5.87	2.0 10 3 2 2 1 1 0 0 0 0 0 0 27 45 9.00 2.000																				

Batter	1	2	3	4	5	6	7	8	9	AB	R	H	RBI	BB	SO	LOB	BOTTOM				
Barry Larkin, R (1, 6) OBP: 0.279, SLG: 0.256 Gookie Dawkins, R (3, FH) OBP: 0.222, SLG: 0.125	P6	G5-3								2	0	0	0	0	0	0	San Francisco Giants @ Cincinnati Reds Cinergy Field, Cincinnati, OH Sat Apr 27 2002, 1:15 PM EDT Att: 22,616 - Cloudy - 60 F livebaseballscorecards.com AB 30 R 8 H 9 RBI 8 BB 6 SO 7 LOB 7 				
Juan Encarnacion, R (1, 8) OBP: 0.327, SLG: 0.527	G6-3									4	0	0	0	0	1	2					
Sean Casey, L (1, 3) OBP: 0.378, SLG: 0.351										2	2	1	0	2	1	0					
Adam Dunn, L (1, 7) OBP: 0.420, SLG: 0.386										2	1	1	2	2	0	0					
Aaron Boone, R (1, 5) OBP: 0.323, SLG: 0.410										4	1	2	1	0	0	2					
Todd Walker, L (1, 4) OBP: 0.287, SLG: 0.341										4	1	1	0	0	0	0					
Austin Kearns, R (1, 9) OBP: 0.500, SLG: 0.704 Brady Clark, R (5, PR) OBP: 0.261, SLG: 0.150										2	2	2	1	1	0	0					
										1	0	0	0	0	0	0					
Corky Miller, R (1, 2) OBP: 0.438, SLG: 0.786										4	1	2	4	0	1	1					
Jose Rijo, R (1, 1) OBP: 0.167, SLG: 0.167										3	0	0	0	0	3	2					
Jim Brower, R (7, 1) ERA: 9.0										1	0	0	0	0	0	0					
Inning Stats	R: 1 E: 0 K: 0 S: 8	H: 2 LOB: 2 BB: 1 P: 16	R: 2 E: 0 K: 1 S: 10	H: 1 LOB: 0 BB: 1 P: 17	R: 5 E: 0 K: 1 S: 20	H: 5 LOB: 2 BB: 2 P: 36	R: 0 E: 0 K: 1 S: 12	H: 0 LOB: 0 BB: 0 P: 14	R: 0 E: 0 K: 2 S: 13	H: 1 LOB: 1 BB: 0 P: 17	R: 0 E: 0 K: 2 S: 13	H: 0 LOB: 2 BB: 2 P: 25	R: 0 E: 0 K: 1 S: 7	H: 0 LOB: 0 BB: 0 P: 11	R: 0 E: 0 K: 0 S: 0	H: 0 LOB: 0 BB: 0 P: 0		1B: 5 2B: 2 3B: 0 HR: 2	SF: 0 SAC: 0 DP: 0 HBP: 0	WP: 0 PB: 0 SB: 0 CS: 0	PA: 36
PITCHER	IP WLS BF H R ER SO BB IBB HBP BLK WP HR S P ERA WHIP																				
Ryan Jensen, R (1, 1) ERA: 4.57	2.1 L 16 7 8 8 1 3 0 0 0 0 0 0 30 56 30.86 4.286																				
41 Chad Zerbe, L (3, 1) ERA: 4.29	3.1 15 2 0 0 5 3 0 0 0 0 0 0 43 65 0.00 1.500																				
Jay Witasick, R (6, 1) ERA: 1.04	1.1 4 0 0 0 1 0 0 0 0 0 0 0 9 15 0.00 0.000																				
Aaron Fultz, L (8, 1) ERA: 9.0	0.0 1 0 0 0 0 0 0 0 0 0 0 0 0 0 0 0																				

Batter	1	2	3	4	5	6	7	8	9	AB	R	H	RBI	BB	SO	LOB	TOP			
David Bell, R OBP: 0.333, SLG: 0.437 (1, 5)	F8	F8			F9		G6-4-3 BB		E 1B HBP	3	1	0	0	1	0	1	San Francisco Giants @ Cincinnati Reds Cinergy Field, Cincinnati, OH Sun Apr 28 2002, 1:15 PM EDT Att: 23,426 - Sunny - 77 F			
Rich Aurilia, R OBP: 0.352, SLG: 0.485 (1, 6)	K		F9				G6-4-3		K	4	0	0	0	1	2	2				
Barry Bonds, L OBP: 0.604, SLG: 0.877 (1, 7)	1B 2B			G5-4-3 BB					1B	3	1	1	0	2	0	1				
Jeff Kent, R OBP: 0.311, SLG: 0.407 (1, 4)	2B 1B		G5-4-3						1B IBB	5	1	3	1	0	0	1				
J.T. Snow, L OBP: 0.351, SLG: 0.365 (1, 3)	2B			G6-3					K	5	0	2	2	0	1	2				
Reggie Sanders, R OBP: 0.319, SLG: 0.390 Robb Nen, R (8, 1)	P3			G1-3						4	1	1	1	0	0	3				
Tsuyoshi Shinjo, R OBP: 0.271, SLG: 0.345 (1, 8)		G5-3								3	0	1	0	1	0	0				
Benito Santiago, R OBP: 0.313, SLG: 0.444 (1, 2)		SH2-4 1B		G6-3						4	1	2	1	0	0	3				
Kirk Rueter, L OBP: 0.167, SLG: 0.100 Tim Worrell, R (6, 1)		SH2-4								1	0	0	0	0	0	0				
Felix Rodriguez, R (8, 1)										1	0	0	0	0	1	0				
Marvin Benard, L OBP: 0.300, SLG: 0.321 (8, 9)										1	0	0	0	0	1	0				
Inning Stats	R: 1 E: 0 K: 1 S: 13	H: 3 LOB: 2 BB: 0 P: 19	R: 0 E: 0 K: 0 S: 9	H: 1 LOB: 1 BB: 1 P: 13	R: 0 E: 0 K: 0 S: 5	H: 0 LOB: 0 BB: 1 P: 12	R: 0 E: 0 K: 0 S: 7	H: 1 LOB: 1 BB: 0 P: 13	R: 0 E: 0 K: 0 S: 10	H: 1 LOB: 0 BB: 0 P: 15	R: 1 E: 0 K: 1 S: 6	H: 1 LOB: 1 BB: 1 P: 12	R: 1 E: 0 K: 0 S: 10	H: 2 LOB: 2 BB: 1 P: 18	R: 1 E: 1 K: 3 S: 14	H: 1 LOB: 2 BB: 1 P: 26	1B: 5 2B: 3 3B: 0 HR: 2	SF: 0 SAC: 1 DP: 2 HBP: 1	WP: 1 PB: 0 SB: 0 CS: 0	PA: 41
PITCHER	IP WLS BF H R ER SO BB IBB HBP BLK WP HR S P ERA WHIP	IP WLS BF H R ER SO BB IBB HBP BLK WP HR S P ERA WHIP	IP WLS BF H R ER SO BB IBB HBP BLK WP HR S P ERA WHIP	IP WLS BF H R ER SO BB IBB HBP BLK WP HR S P ERA WHIP	IP WLS BF H R ER SO BB IBB HBP BLK WP HR S P ERA WHIP	IP WLS BF H R ER SO BB IBB HBP BLK WP HR S P ERA WHIP	IP WLS BF H R ER SO BB IBB HBP BLK WP HR S P ERA WHIP	IP WLS BF H R ER SO BB IBB HBP BLK WP HR S P ERA WHIP	IP WLS BF H R ER SO BB IBB HBP BLK WP HR S P ERA WHIP	IP WLS BF H R ER SO BB IBB HBP BLK WP HR S P ERA WHIP	IP WLS BF H R ER SO BB IBB HBP BLK WP HR S P ERA WHIP	IP WLS BF H R ER SO BB IBB HBP BLK WP HR S P ERA WHIP	IP WLS BF H R ER SO BB IBB HBP BLK WP HR S P ERA WHIP	IP WLS BF H R ER SO BB IBB HBP BLK WP HR S P ERA WHIP	IP WLS BF H R ER SO BB IBB HBP BLK WP HR S P ERA WHIP	IP WLS BF H R ER SO BB IBB HBP BLK WP HR S P ERA WHIP				
Jimmy Haynes, R ERA: 5.54 Scott Williamson, R ERA: 5.87 Gabe White, L ERA: 1.8 Luis Pineda, R ERA: 2.89 Scott Sullivan, R ERA: 2.16 (1, 1) (7, 1) (8, 1) (8, 1) (9, 1)	6.1 L 28 7 0 3 2 3 0 0 0 0 2 56 96 4.26 1.579	0.2 1 0 0 0 0 0 0 0 0 0 0 0 6 10 0.00 0.000	0.1 3 2 1 1 0 0 0 0 0 0 0 6 10 27.00 6.000	0.2 3 0 0 0 0 1 0 0 0 1 0 4 8 0.00 1.500	1.0 6 1 1 1 3 0 1 1 0 0 0 14 26 9.00 1.000															

AB	34
R	5
H	10
RBI	5
BB	5
SO	5
LOB	13



Batter	1	2	3	4	5	6	7	8	9	AB	R	H	RBI	BB	SO	LOB	BOTTOM					
Barry Larkin, R OBP: 0.264, SLG: 0.241 (1, 6)	L5		K		F8		F9	F9		5	0	0	0	0	1	3	San Francisco Giants @ Cincinnati Reds Cinergy Field, Cincinnati, OH Sun Apr 28 2002, 1:15 PM EDT Att: 23,426 - Sunny - 77 F					
Juan Encarnacion, R OBP: 0.320, SLG: 0.510 (1, 8)	F8		P3		BB 1B		L9		K	5	0	1	0	0	1	0						
Sean Casey, L OBP: 0.391, SLG: 0.351 (1, 3)	F8			BB 1B	BB			HR HBP	G3	3	2	1	0	1	0	0						
Adam Dunn, L OBP: 0.430, SLG: 0.473 (1, 7)		G3		K	BB			HR HBP	HR	4	2	2	3	1	1	1						
Aaron Boone, R OBP: 0.316, SLG: 0.391 (1, 5)		G5-3		BB 1B	F7			P6	K	4	0	0	0	1	1	3						
Todd Walker, L OBP: 0.277, SLG: 0.333 (1, 4)	BB			F7			F8	BB BB		2	0	0	0	2	0	2						
Austin Kearns, R OBP: 0.526, SLG: 0.700 (1, 9)	FC6-4 1B			FC6-4 1B			F7	BB BB	BB BB	3	0	2	1	1	0	0						
Jason LaRue, R OBP: 0.329, SLG: 0.302 (1, 2)	FC6-4			FC6-4			L5		K	4	0	0	0	0	1	6						
Jimmy Haynes, R Scott Williamson, R Reggie Taylor, L Gabe White, L Luis Pineda, R Wilton Guerrero, S Scott Sullivan, R (1, 1) (7, 1) (7, PH) (8, 1) (8, 1) (8, PH) (9, 1)	5.1 W 24 4 1 1 2 4 0 0 0 0 0 10 15 0.00 0.000	0.1 H 5 0 0 0 0 2 0 0 1 0 1 9 23 54.00 9.000	0.1 H 5 1 2 2 0 2 0 1 0 0 1 9 23 54.00 9.000	1.2 S 7 1 1 1 3 1 0 0 0 0 1 17 26 5.40 1.200																		
Inning Stats	R: 0 E: 0 K: 0 S: 5	H: 0 LOB: 0 BB: 0 P: 10	R: 0 E: 0 K: 0 S: 9	H: 1 LOB: 2 BB: 1 P: 20	R: 0 E: 0 K: 1 S: 8	H: 0 LOB: 0 BB: 0 P: 12	R: 1 E: 0 K: 1 S: 12	H: 2 LOB: 2 BB: 1 P: 27	R: 0 E: 0 K: 0 S: 10	H: 1 LOB: 3 BB: 2 P: 23	R: 0 E: 0 K: 0 S: 9	H: 0 LOB: 0 BB: 0 P: 14	R: 0 E: 0 K: 1 S: 7	H: 0 LOB: 0 BB: 0 P: 9	R: 2 E: 0 K: 1 S: 16	H: 1 LOB: 3 BB: 3 P: 35		R: 1 E: 0 K: 2 S: 10	H: 1 LOB: 0 BB: 0 P: 14	1B: 4 2B: 0 3B: 0 HR: 2	SF: 0 SAC: 0 DP: 0 HBP: 1	WP: 0 PB: 0 SB: 0 CS: 0
PITCHER	IP WLS BF H R ER SO BB IBB HBP BLK WP HR S P ERA WHIP	IP WLS BF H R ER SO BB IBB HBP BLK WP HR S P ERA WHIP	IP WLS BF H R ER SO BB IBB HBP BLK WP HR S P ERA WHIP	IP WLS BF H R ER SO BB IBB HBP BLK WP HR S P ERA WHIP	IP WLS BF H R ER SO BB IBB HBP BLK WP HR S P ERA WHIP	IP WLS BF H R ER SO BB IBB HBP BLK WP HR S P ERA WHIP	IP WLS BF H R ER SO BB IBB HBP BLK WP HR S P ERA WHIP	IP WLS BF H R ER SO BB IBB HBP BLK WP HR S P ERA WHIP	IP WLS BF H R ER SO BB IBB HBP BLK WP HR S P ERA WHIP	IP WLS BF H R ER SO BB IBB HBP BLK WP HR S P ERA WHIP	IP WLS BF H R ER SO BB IBB HBP BLK WP HR S P ERA WHIP	IP WLS BF H R ER SO BB IBB HBP BLK WP HR S P ERA WHIP	IP WLS BF H R ER SO BB IBB HBP BLK WP HR S P ERA WHIP	IP WLS BF H R ER SO BB IBB HBP BLK WP HR S P ERA WHIP	IP WLS BF H R ER SO BB IBB HBP BLK WP HR S P ERA WHIP	IP WLS BF H R ER SO BB IBB HBP BLK WP HR S P ERA WHIP						



Batter	1	2	3	4	5	6	7	8	9	10	11	12	13	14	AB	R	H	RBI	BB	SO	LOB	TOP					
Barry Larkin, R OBP: 0.264, SLG: 0.292 (1.6)	G5-3		SF9			G6-3		F7		K			G1-3		5	0	0	1	0	1	0						
Juan Encarnacion, R OBP: 0.297, SLG: 0.466 (1.8)	E1		K			G4-3		G6-3		K			F8		6	0	0	0	0	2	0						
Sean Casey, L OBP: 0.350, SLG: 0.303 Reggie Taylor, L OBP: 0.214, SLG: 0.250 (9. PR) (9.7)	G1-3				G4-3		F7		F9	S	BB		F7		3	0	0	0	1	0	1						
Adam Dunn, L OBP: 0.411, SLG: 0.500 (9.3)	G4-3				K				F9				F2		6	1	1	1	0	2	2						
Aaron Boone, R OBP: 0.297, SLG: 0.354 (1.5)		G6-3			G5-3			HR	G5-3				G6-3		4	0	0	0	0	0	0						
Wilton Guerrero, S OBP: 0.382, SLG: 0.345 (1.4)		G1-3				F8		G6-3		F5			K		5	0	0	0	0	1	2						
Ruben Mateo, R OBP: 0.368, SLG: 0.514 (1.9)		G4-3				1B	2B			G3-1			P6		5	0	2	0	0	0	2						
Jason LaRue, R OBP: 0.321, SLG: 0.296 (1.2)				S	SH2-4	SF9	1B			G1-3			K		5	1	2	0	0	2	1						
Elmer Dessens, R ERA: 1.75 Eric Cagne, R ERA: 0.64 Paul Quantrell, R ERA: 5.02 Omar Daal, L ERA: 1.92 Giovanni Carrara, R ERA: 2.5				S	SH2-4	SF9	1B			F7			K		1	0	0	0	0	0	1						
Inning Stats	R: 0 E: 1 K: 0 S: 7	H: 0 LOB: 1 BB: 0 P: 9	R: 0 E: 0 K: 0 S: 6	H: 0 LOB: 0 BB: 0 P: 8	R: 1 E: 0 K: 1 S: 9	H: 1 LOB: 0 BB: 0 P: 13	R: 0 E: 0 K: 1 S: 8	H: 2 LOB: 1 BB: 0 P: 10	R: 0 E: 0 K: 0 S: 10	H: 0 LOB: 0 BB: 0 P: 14	R: 1 E: 0 K: 1 S: 14	H: 2 LOB: 1 BB: 0 P: 17	R: 0 E: 0 K: 1 S: 9	H: 0 LOB: 0 BB: 0 P: 10	R: 0 E: 0 K: 1 S: 7	H: 0 LOB: 0 BB: 0 P: 14	R: 0 E: 0 K: 1 S: 7	H: 0 LOB: 0 BB: 0 P: 10	R: 0 E: 0 K: 2 S: 8	H: 0 LOB: 0 BB: 0 P: 12	R: 0 E: 0 K: 1 S: 7	H: 0 LOB: 0 BB: 0 P: 11	1B: 2 2B: 2 3B: 0 HR: 1	SF: 1 SAC: 1 DP: 0 HBP: 1	WP: 0 PB: 0 SB: 2 CS: 0	PA: 49	
PITCHER	IP	WLS	BF	H	R	ER	SO	BB	IBB	HBP	BLK	WP	HR	S	P	ERA	WHIP										
Odalis Perez, L ERA: 1.75	(1.1)	8.0	20	5	2	2	5	0	0	0	0	0	1	71	95	0.00	0.625										
Eric Cagne, R ERA: 0.64	(9.1)	1.0	5	0	0	0	0	1	0	1	0	0	0	7	14	0.00	1.000										
Paul Quantrell, R ERA: 5.02	(10.1)	1.0	3	0	0	0	1	0	0	0	0	0	0	7	10	0.00	0.000										
Omar Daal, L ERA: 1.92	(11.1)	3.0	9	0	0	0	4	0	0	0	0	0	0	21	32	0.00	0.000										
Giovanni Carrara, R ERA: 2.5	(14.1)	1.0	W	3	0	0	1	0	0	0	0	0	0	7	11	0.00	0.000										

Cincinnati Reds @ Los Angeles Dodgers
Dodger Stadium, Los Angeles, CA
Thu May 02 2002, 7:10 PM PDT
Att. 27,224 - Sunny - 61 F

AB: 45
R: 2
H: 5
RBI: 2
BB: 1
SO: 11
LOB: 9



Batter	1	2	3	4	5	6	7	8	9	10	11	12	13	14	AB	R	H	RBI	BB	SO	LOB	BOTTOM						
Dave Roberts, L OBP: 0.386, SLG: 0.338 (1.8)	G3		P6		K			P5		FC6-4			SH3		6	1	2	0	0	1	3							
Cesar Izturis, S OBP: 0.301, SLG: 0.380 (1.6)	G3		F8			G3		S		BB			SH3		4	0	0	0	1	0	2							
Paul Lo Duca, R OBP: 0.352, SLG: 0.459 (1.2)	G6-4-3				HR			F9		G4-3			F8		6	1	3	2	0	0	2							
Shawn Green, L OBP: 0.308, SLG: 0.374 (1.9)	G6-4-3				F8			F8		F8			F8		6	1	2	0	0	0	1							
Eric Karros, R OBP: 0.357, SLG: 0.429 (1.3)		G1-3			K			G6-3		K			L8-6		6	0	0	0	0	2	3							
Marquis Grissom, R OBP: 0.333, SLG: 0.490 (1.7)		F8			L9			F8		K			K		5	0	0	0	1	2	0							
Adrián Beltré, R OBP: 0.365, SLG: 0.431 (1.5)		G4-3			K					F9			K		6	0	2	1	0	2	0							
Mark Grudzielanek, R OBP: 0.309, SLG: 0.360 (1.4)			G4-3		G4-3			F7					G5-3		5	0	2	0	0	0	1							
Odalis Perez, L ERA: 1.75 Dave Roberts, L ERA: 0.00 Eric Cagne, R ERA: 0.64 Paul Quantrell, L ERA: 1.32 Alex Cora, L ERA: 0.813 Omar Daal, L ERA: 1.92 Hiram Bocachica, R ERA: 3.42 Giovanni Carrara, R ERA: 1.33			G4-3		G4-3			K		K			K		2	0	1	0	0	0	1							
Inning Stats	R: 1 E: 0 K: 0 S: 12	H: 2 LOB: 0 BB: 0 P: 19	R: 0 E: 0 K: 0 S: 8	H: 0 LOB: 0 BB: 0 P: 15	R: 0 E: 0 K: 0 S: 7	H: 1 LOB: 1 BB: 0 P: 11	R: 1 E: 0 K: 1 S: 7	H: 1 LOB: 0 BB: 0 P: 9	R: 0 E: 0 K: 2 S: 9	H: 1 LOB: 1 BB: 0 P: 14	R: 0 E: 0 K: 0 S: 6	H: 0 LOB: 0 BB: 0 P: 11	R: 0 E: 0 K: 0 S: 7	H: 1 LOB: 1 BB: 1 P: 18	R: 0 E: 0 K: 2 S: 10	H: 0 LOB: 0 BB: 0 P: 17	R: 0 E: 0 K: 1 S: 7	H: 1 LOB: 1 BB: 0 P: 11	R: 0 E: 0 K: 2 S: 8	H: 0 LOB: 0 BB: 0 P: 12	R: 0 E: 0 K: 1 S: 8	H: 1 LOB: 1 BB: 0 P: 8	R: 1 E: 0 K: 0 S: 8	H: 2 LOB: 2 BB: 1 P: 17	1B: 9 2B: 3 3B: 0 HR: 1	SF: 0 SAC: 2 DP: 2 HBP: 0	WP: 0 PB: 0 SB: 2 CS: 0	PA: 52
PITCHER	IP	WLS	BF	H	R	ER	SO	BB	IBB	HBP	BLK	WP	HR	S	P	ERA	WHIP											
Elmer Dessens, R ERA: 1.92	(1.1)	7.0	26	6	2	2	3	0	0	0	0	0	1	56	86	2.57	0.857											
Scott Williamson, R ERA: 4.66	(8.1)	2.0	7	0	0	0	3	1	0	0	0	0	0	19	35	0.00	0.500											
Danny Graves, R ERA: 1.32	(10.1)	3.0	11	3	0	0	3	0	0	0	0	0	0	23	31	0.00	1.000											
Luis Pineda, R ERA: 3.42	(13.1)	1.0	L	5	2	1	1	0	0	0	0	0	0	9	11	9.00	2.000											
Scott Sullivan, R ERA: 1.33	(14.1)	0.1	3	1	0	0	0	0	1	0	0	0	0	7	14	0.00	3.000											

Cincinnati Reds @ Los Angeles Dodgers
Dodger Stadium, Los Angeles, CA
Thu May 02 2002, 7:10 PM PDT
Att. 27,224 - Sunny - 61 F

AB: 49
R: 3
H: 12
RBI: 3
BB: 2
SO: 10
LOB: 14



Batter	1	2	3	4	5	6	7	8	9	AB	R	H	RBI	BB	SO	LOB	TOP					
Barry Larkin, R OBP: 0.255, SLG: 0.280	L8		F8			G5-3		G6-3		4	0	0	0	0	0	2	Cincinnati Reds @ San Francisco Giants PacBell Park, San Francisco, CA Fri May 03 2002, 10:35 PM EDT Att: 39,845 - Sunny - 54 F					
Juan Encarnacion, R OBP: 0.303, SLG: 0.487	G4-6-3 1B			F8		G6-3 1B		K		4	0	2	0	0	1							
Sean Casey, L OBP: 0.346, SLG: 0.301	G4-6-3 1-2			F7		G6-3 1-2			3-1 1B 1B	4	1	1	0	0	2							
Adam Dunn, L OBP: 0.414, SLG: 0.494		P6					K		1-0 F9 1B 1-3 1B	3	0	1	0	1	1	0						
Aaron Boone, R OBP: 0.304, SLG: 0.369		G4-3		G4-3			2-2 2B		2-1 1B	4	0	2	1	0	0	1						
Todd Walker, L OBP: 0.271, SLG: 0.306		F7			1-1 BB 1B		F7		3-2 L6	4	0	1	0	0	0	3						
Austin Kearns, R OBP: 0.553, SLG: 0.676			G1-6-3 1B		4-2 G6-4-3 BB		G6-3		0-1 F9	3	0	1	0	1	0	3						
Corky Miller, R OBP: 0.435, SLG: 0.684			G1-6-3 1-2		3-2 F9			2-2 G6-3 2B	0-1 G1-3	3	0	1	0	0	0	3						
Wilton Guerrero, S OBP: 0.371, SLG: 0.333										1	0	0	0	0	0	2						
Jose Rijo, R OBP: 0.250, SLG: 0.250					2-1 G6-4-3 1B			2-2 P6		2	0	1	0	0	0	2						
Ruben Mateo, R OBP: 0.359, SLG: 0.500										1	0	0	0	0	0	1						
Jim Brower, R OBP: 0.311, SLG: 0.442										0	0	0	0	0	0	0						
Inning Stats	R: 0 E: 0 K: 0 S: 4	H: 1 LOB: 0 BB: 0 P: 7	R: 0 E: 0 K: 0 S: 7	H: 0 LOB: 0 BB: 0 P: 12	R: 0 E: 0 K: 0 S: 7	H: 2 LOB: 1 BB: 0 P: 12	R: 0 E: 0 K: 0 S: 5	H: 0 LOB: 1 BB: 1 P: 11	R: 0 E: 0 K: 1 S: 10	H: 1 LOB: 0 BB: 0 P: 20	R: 0 E: 0 K: 1 S: 8	H: 1 LOB: 0 BB: 0 P: 12	R: 0 E: 0 K: 1 S: 10	H: 1 LOB: 1 BB: 0 P: 15	R: 0 E: 0 K: 1 S: 11	H: 1 LOB: 1 BB: 0 P: 17	R: 1 E: 0 K: 0 S: 14	H: 3 LOB: 2 BB: 0 P: 23	1B: 8 2B: 2 3B: 0 HR: 0	SF: 0 SAC: 0 DP: 4 HBP: 0	WP: 0 PB: 0 SB: 0 CS: 0	PA: 35
PITCHER	IP WLS BF H R ER SO BB IBB HBP BLK WP HR S P ERA WHIP	8.0 W 31 9 1 1 2 2 0 0 0 0 0 0 65 113 1.12 1.375	0.1 L 2 1 0 0 0 0 0 0 0 0 0 0 7 12 0.00 3.000	0.2 L 2 0 0 0 0 0 0 0 0 0 0 0 4 4 0.00 0.000											IP WLS BF H R ER SO BB IBB HBP BLK WP HR S P ERA WHIP							
Kirk Rueter, L ERA: 1.74											8.0 W 31 9 1 1 2 2 0 0 0 0 0 0 65 113 1.12 1.375											
41 Chad Zerbe, L ERA: 4.05											0.1 L 2 1 0 0 0 0 0 0 0 0 0 0 7 12 0.00 3.000											
Tim Worrell, R ERA: 2.76											0.2 L 2 0 0 0 0 0 0 0 0 0 0 0 4 4 0.00 0.000											

Batter	1	2	3	4	5	6	7	8	9	AB	R	H	RBI	BB	SO	LOB	BOTTOM				
David Bell, R OBP: 0.354, SLG: 0.439	BB 1B HBP		G6-3		G4-3		BB HR 1B	G5-3		4	2	1	0	0	0	1	Cincinnati Reds @ San Francisco Giants PacBell Park, San Francisco, CA Fri May 03 2002, 10:35 PM EDT Att: 39,845 - Sunny - 54 F				
Rich Aurilia, R OBP: 0.322, SLG: 0.488	P3		F7		HR		F8		4	1	1	1	0	0	2						
Barry Bonds, L OBP: 0.606, SLG: 0.815	1B 1-2 BB		BB		F7		HR BB		1	1	0	0	3	0	0						
Jeff Kent, R OBP: 0.311, SLG: 0.442	K		K			G6-3	HR		4	1	1	3	0	2	3						
J.T. Snow, L OBP: 0.345, SLG: 0.364	G4-3			G4-3		FC5 1B	F8		4	0	2	1	0	0	0						
Reggie Sanders, R OBP: 0.318, SLG: 0.396	F8			K		FC5 1B	L9		4	1	1	0	0	1	2						
Tsuyoshi Shinjo, R OBP: 0.271, SLG: 0.337		G5-3		FC5 1B		FC5 1B		1B	4	0	2	0	0	0	2						
Benito Santiago, R OBP: 0.308, SLG: 0.427	F7		FC5-4 1-2		FC5-4		1B	K	4	0	1	1	0	1	2						
Kirk Rueter, L OBP: 0.125, SLG: 0.071	G6-3				F8		G3-1	K	4	0	0	0	0	1	3						
41 Chad Zerbe, L OBP: 0.500, SLG: 0.500									0	0	0	0	0	0	0						
Tim Worrell, R ERA: 5.51									0	0	0	0	0	0	0						
Inning Stats	R: 1 E: 0 K: 1 S: 11	H: 1 LOB: 2 BB: 1 P: 20	R: 0 E: 0 K: 0 S: 9	H: 0 LOB: 0 BB: 0 P: 12	R: 0 E: 0 K: 1 S: 7	H: 0 LOB: 1 BB: 1 P: 12	R: 0 E: 0 K: 1 S: 10	H: 1 LOB: 0 BB: 0 P: 15	R: 1 E: 0 K: 0 S: 9	H: 1 LOB: 0 BB: 0 P: 17	R: 1 E: 0 K: 0 S: 10	H: 3 LOB: 2 BB: 0 P: 16	R: 3 E: 0 K: 0 S: 8	H: 2 LOB: 0 BB: 1 P: 18	R: 0 E: 0 K: 2 S: 9	H: 1 LOB: 1 BB: 0 P: 15	1B: 7 2B: 0 3B: 0 HR: 2	SF: 0 SAC: 0 DP: 0 HBP: 1	WP: 0 PB: 0 SB: 0 CS: 0	PA: 37	
PITCHER	IP WLS BF H R ER SO BB IBB HBP BLK WP HR S P ERA WHIP	7.0 L 33 8 6 6 3 3 0 0 0 0 0 0 9 110 7.71 1.571											IP WLS BF H R ER SO BB IBB HBP BLK WP HR S P ERA WHIP								
Jose Rijo, R ERA: 3.46											7.0 L 33 8 6 6 3 3 0 0 0 0 0 0 9 110 7.71 1.571										
Jim Brower, R ERA: 5.51											1.0 L 4 1 0 0 2 0 0 0 0 0 0 0 9 15 0.00 1.000										

AB	33
R	1
H	10
RBI	1
BB	2
SO	2
LOB	20



AB	33
R	6
H	9
RBI	6
BB	3
SO	5
LOB	15



Batter	1	2	3	4	5	6	7	8	9	AB	R	H	RBI	BB	SO	LOB	TOP																	
Todd Walker, L (1,4) OBP: 0.279, SLG: 0.307	4-1 F9 SH5-3 BB		2-0 G6-3			3-2 F7		2-2 WP 1B		3	0	1	0	1	0	0	<p>Cincinnati Reds @ San Francisco Giants</p> <p>PacBell Park, San Francisco, CA</p> <p>Sat May 04 2002, 4:05 PM EDT</p> <p>Att: 40,959 - Sunny - 59 F</p> <p>livebaseballscorecards.com</p>																	
Juan Encarnacion, R (1,8) OBP: 0.394, SLG: 0.479	0-0 SH5-3		1-2 G6-3			3-2 P6		4-0 1B		2	0	0	0	1	0	0																		
Sean Casey, L (1,3) OBP: 0.352, SLG: 0.295	4-2 BB			4-1 G1 BB		0-0 G4-3		0-1 F7		2	0	0	0	2	0	3																		
Adam Dunn, L (1,7) OBP: 0.400, SLG: 0.473	3-2 F9 2-3			0-3 K			0-3 K		2-3 K	4	0	0	0	0	3	3																		
Aaron Boone, R (1,5) OBP: 0.294, SLG: 0.355	3-3 K			1-1 G1			2-2 F9		0-1 F7	4	0	0	0	0	1	3																		
Austin Kearns, R (1,9) OBP: 0.510, SLG: 0.610		3-3 K		2-0 G5-3			0-1 L6		2-3 K	4	0	0	0	0	2	1																		
Jason LaRue, R (1,2) OBP: 0.321, SLG: 0.297		0-3 K				1-2 F9		3-2 WP 1B 1B		3	0	1	0	0	1	0																		
Gookie Dawkins, R (1,6) OBP: 0.200, SLG: 0.111 (8,PH)		1-2 G6-3				0-0 F3		0-3 K		2	0	0	0	0	0	0																		
Wilton Guerrero, S (8,PH)										1	0	0	0	0	1	1																		
Jimmy Haynes, R (1,1) Scott Sullivan, R (6,1) Ruben Mateo, R (8,PH) Luis Pineda, R (8,1)			0-2 G3-1			1-2 G3-1		0-0 P4		2	0	0	0	0	0	0																		
Inning Stats	R: 0 E: 0 K: 1 S: 11	H: 0 LOB: 2 BB: 2 P: 25	R: 0 E: 0 K: 2 S: 9	H: 0 LOB: 0 BB: 0 P: 13	R: 0 E: 0 K: 0 S: 10	H: 0 LOB: 0 BB: 0 P: 13	R: 0 E: 0 K: 1 S: 7	H: 0 LOB: 1 BB: 1 P: 14	R: 0 E: 0 K: 0 S: 7	H: 0 LOB: 0 BB: 0 P: 9	R: 0 E: 0 K: 0 S: 10	H: 0 LOB: 0 BB: 0 P: 16	R: 0 E: 0 K: 1 S: 10	H: 2 LOB: 3 BB: 1 P: 25	R: 0 E: 0 K: 2 S: 9	H: 0 LOB: 0 BB: 0 P: 13	1B: 2 2B: 0 3B: 0 HR: 0	SF: 0 SAC: 1 DP: 0 HBP: 0	WP: 1 PB: 0 SB: 0 CS: 0	PA: 33														
PITCHER	IP WLS BF H R ER SO BB IBB HBP BLK WP HR S P ERA WHIP																																	
Jason Schmidt, R (1,1) ERA: 7.71	0.2	4	0	0	0	0	0	2	0	0	0	0	0	0	0	0	0.00	3.000																
Ryan Jensen, R (1,1) ERA: 3.54	6.1	W 21	1	0	0	5	1	0	0	0	0	0	0	63	93	0.00	0.316																	
Felix Rodriguez, R (8,1) ERA: 4.73	1.0	H 5	1	0	0	1	1	0	0	0	1	0	0	10	16	0.00	2.000																	
Robb Nen, R (9,1) ERA: 2.19	1.0	S 3	0	0	0	2	0	0	0	0	0	0	0	9	13	0.00	0.000																	

Batter	1	2	3	4	5	6	7	8	9	AB	R	H	RBI	BB	SO	LOB	BOTTOM																
Marvin Benard, L (1,8) OBP: 0.300, SLG: 0.278	1-1 F7		2-1 FC4-6 1-2			4-2 BB		0-0 E1 G6-3 1B		3	1	1	0	1	0	1	<p>Cincinnati Reds @ San Francisco Giants</p> <p>PacBell Park, San Francisco, CA</p> <p>Sat May 04 2002, 4:05 PM EDT</p> <p>Att: 40,959 - Sunny - 59 F</p> <p>livebaseballscorecards.com</p>																
Rich Aurilia, R (1,6) OBP: 0.308, SLG: 0.465	2-3 K		0-0 F9			1-1 L4		2-2 F9		4	0	0	0	0	1	4																	
Barry Bonds, L (1,7) OBP: 0.620, SLG: 0.864	0-0 HR			4-0 G6-4-3 1B BB		4-2 E 1B BB		4-0 G5-3 IBB		1	2	1	1	3	0	0																	
Jeff Kent, R (1,4) OBP: 0.309, SLG: 0.434	1-3 K			0-2 G6-4-3 1B		1-0 E8 1B		2-1 G5-3		4	0	1	1	0	1	2																	
J.T. Snow, L (1,3) OBP: 0.350, SLG: 0.356		0-0 F7		2-1 G6-4-3 1-2 2-3		4-0 1B IBB		4-0 1B IBB		2	0	0	0	2	0	2																	
Reggie Sanders, R (1,9) OBP: 0.315, SLG: 0.389		1-2 G5-3		1-2 F9		3-2 1B		1-2 P3		4	0	1	1	0	0	3																	
David Bell, R (1,5) OBP: 0.222, SLG: 0.422		1-1 G5-3			1-0 G6-3			1-3 K		4	0	0	0	0	1	3																	
Pedro Feliz, R (9,5) OBP: 0.400, SLG: 0.406										0	0	0	0	0	0	0																	
Benito Santiago, R (1,2) OBP: 0.316, SLG: 0.442			3-1 FC4-6 1B			2-0 L9 2B		3-1 F9		4	0	2	0	0	0	3																	
Jason Schmidt, R (1,1) Ryan Jensen, R (1,1) Felix Rodriguez, R (8,1) Damon Minor, L (8,PH) Robb Nen, R (9,1)			0-3 K		2-3 K		1-3 K		0-2 G4-3	0	0	0	0	0	0	0																	
Inning Stats	R: 1 E: 0 K: 2 S: 9	H: 1 LOB: 0 BB: 0 P: 13	R: 0 E: 0 K: 0 S: 6	H: 0 LOB: 0 BB: 0 P: 8	R: 0 E: 0 K: 1 S: 8	H: 1 LOB: 1 BB: 0 P: 13	R: 0 E: 0 K: 0 S: 9	H: 1 LOB: 1 BB: 1 P: 16	R: 0 E: 0 K: 1 S: 11	H: 1 LOB: 2 BB: 1 P: 19	R: 1 E: 1 K: 0 S: 15	H: 1 LOB: 3 BB: 2 P: 32	R: 1 E: 1 K: 0 S: 9	H: 1 LOB: 2 BB: 2 P: 22	R: 0 E: 0 K: 1 S: 8	H: 0 LOB: 0 BB: 0 P: 12	1B: 4 2B: 1 3B: 0 HR: 1	SF: 0 SAC: 0 DP: 1 HBP: 0	WP: 0 PB: 0 SB: 0 CS: 0	PA: 36													
PITCHER	IP WLS BF H R ER SO BB IBB HBP BLK WP HR S P ERA WHIP																																
Jimmy Haynes, R (1,1) ERA: 4.94	5.0	L 24	5	2	1	4	0	3	1	0	0	0	0	16	34	0.00	0.500																
Scott Sullivan, R (6,1) ERA: 1.74	2.0	9	1	1	0	1	0	2	0	0	0	0	0	8	12	0.00	0.000																
Luis Pineda, R (8,1) ERA: 3.18	1.0	3	0	0	0	1	0	0	0	0	0	0	0	0	0	0																	

AB	28
R	0
H	2
RBI	0
BB	4
SO	8
LOB	12




AB	30
R	3
H	6
RBI	3
BB	6
SO	6
LOB	23



Batter	1	2	3	4	5	6	7	8	9	10	AB	R	H	RBI	BB	SO	LOB	TOP									
Todd Walker, L OBP: 0.270, SLG: 0.295	P3		G3-1		G6-3		SH1-3		F8		4	0	0	0	0	0	0										
Juan Encarnacion, R OBP: 0.315, SLG: 0.525	G4-3		SF8 3B		HR		1B 2H 1B		K		5	2	3	2	0	1	0										
Sean Casey, L OBP: 0.372, SLG: 0.306	K		BB		E9 1B		1B		BB		3	0	2	0	2	1	0										
Austin Kearns, R OBP: 0.462, SLG: 0.578		1B FC5-4 1B	SF8		L8		K		F9		4	1	1	1	0	1	4										
Adam Dunn, L OBP: 0.392, SLG: 0.459		FC5-4 1B	K		G6-3		K		G3-1		5	0	1	0	0	2	3										
Aaron Boone, R OBP: 0.250, SLG: 0.342	FC5-4 1B		G6-3		G1-3		HBP		F3		4	1	0	1	0	0	1										
Barry Larkin, R OBP: 0.296, SLG: 0.291	K		G1-6-3 1B		1B		F2		F8		3	0	2	0	0	1	1										
Reggie Taylor, L OBP: 0.209, SLG: 0.244	K		1B		1B		K				0	0	0	0	0	0	0										
Danny Graves, R OBP: 0.209, SLG: 0.244	K		1B		1B		K				0	0	0	0	0	0	0										
Ruben Mateo, R OBP: 0.150, SLG: 0.174	K		1B		1B		K				0	0	0	0	0	0	0										
Luis Pineda, R OBP: 0.150, SLG: 0.174	K		1B		1B		K				0	0	0	0	0	0	0										
Corky Miller, R OBP: 0.407, SLG: 0.609	FC6-4 1B		G1-6-3		G5-3		K				4	0	1	1	0	1	3										
Chris Reitsma, R OBP: 0.265, SLG: 0.342	FC6-4 1B		K		E5 SH1-3 1B		L9				2	0	0	0	0	1	1										
Brady Clark, R OBP: 0.240, SLG: 0.136	FC6-4										1	1	0	0	0	0	0										
Gookie Dawkins, R OBP: 0.190, SLG: 0.105	FC6-4										1	0	0	0	0	0	1										
Inning Stats	R: 0 E: 0 K: 1 S: 9	H: 0 LOB: 0 BB: 0 P: 13	R: 2 E: 0 K: 1 S: 13	H: 3 LOB: 1 BB: 0 P: 19	R: 1 E: 0 K: 1 S: 12	H: 1 LOB: 1 BB: 1 P: 22	R: 0 E: 0 K: 0 S: 8	H: 1 LOB: 0 BB: 0 P: 13	R: 1 E: 1 K: 1 S: 12	H: 2 LOB: 1 BB: 0 P: 19	R: 0 E: 0 K: 0 S: 13	H: 1 LOB: 1 BB: 0 P: 20	R: 1 E: 1 K: 2 S: 18	H: 2 LOB: 2 BB: 0 P: 28	R: 0 E: 0 K: 1 S: 5	H: 0 LOB: 1 BB: 0 P: 9	R: 0 E: 0 K: 1 S: 5	H: 0 LOB: 1 BB: 0 P: 11	R: 0 E: 0 K: 0 S: 7	H: 0 LOB: 0 BB: 0 P: 10	1B: 8 2B: 0 3B: 1 HR: 1	SF: 1 SAC: 1 DP: 1 HBP: 1	WP: 0 PA: 43				
PITCHER	IP	WLS	BF	H	R	ER	SO	BB	IBB	HBP	BLK	WP	HR	S	P	ERA	WHIP										
Livan Hernandez, R ERA: 2.7	6.1		29	9	5	4	4	1	0	0	0	0	1	72	114	5.68	1.579										
Aaron Fultz, L ERA: 11.17	0.0		1	1	0	0	0	0	0	0	0	0	0	6	9	∞	∞										
Tim Worrell, R ERA: 2.65	0.2		2	0	0	0	2	0	0	0	0	0	0	7	11	0.00	0.000										
Jay Witasick, R ERA: 1.46	2.0		8	0	0	0	2	1	0	1	0	0	0	10	20	0.00	0.500										
Robb Nen, R ERA: 2.03	1.0	W	3	0	0	0	0	0	0	0	0	0	0	7	10	0.00	0.000										

Cincinnati Reds @ San Francisco Giants
PacBell Park, San Francisco, CA
Sun May 05 2002, 4:05 PM EDT
Att. 41,263 - Sunny - 61 F


AB	38
R	5
H	10
RBI	5
BB	2
SO	8
LOB	15



Batter	1	2	3	4	5	6	7	8	9	10	AB	R	H	RBI	BB	SO	LOB	BOTTOM									
David Bell, R OBP: 0.344, SLG: 0.419	F8		BB		SF8			F3	IBB 1B		3	0	1	2	1	0	0										
Shawon Dunston, R OBP: 0.090, SLG: 0.208	K		L7-4		FC6-4			1B 1B	K		3	0	0	0	0	1	3										
Marvin Bernard, L OBP: 0.310, SLG: 0.289	K		2-3		1-2f			1B 1B	K		2	1	1	0	0	1	2										
Barry Bonds, L OBP: 0.628, SLG: 0.899	F8		G6-4-3 BB		HR			1B 1B	FC6-4 IBB		3	1	2	1	2	0	0										
Jeff Kent, R OBP: 0.298, SLG: 0.413		L8	G6-4-3		K			F8	FC6-4		5	0	0	0	0	1	6										
J.T. Snow, L OBP: 0.361, SLG: 0.356		BB BB	G6-3		K			1B	BB BB		3	1	1	1	2	1	0										
Reggie Sanders, R OBP: 0.328, SLG: 0.388		BB BB	G6-3		F8			F7	BB BB		3	1	1	0	2	0	2										
Benito Santiago, R OBP: 0.320, SLG: 0.440	FC5-4		FC5-4		FC6-4 SF8 1B			K2-3	F9		5	1	2	2	0	1	1										
Ramon Martinez, R OBP: 0.366, SLG: 0.474		E8 L7-4 1B	FC5-4		FC5 FC6-4			G3-1	1B 1B		4	1	2	0	0	0	1										
Livan Hernandez, R ERA: 2.7	6.0		24	4	3	3	3	4	0	0	0	0	0	6	10	4.50	1.333										
Aaron Fultz, L ERA: 11.17	0.0		1	1	0	0	0	0	0	0	0	0	0	0	0	0	0										
Tim Worrell, R ERA: 2.65	0.1		1	1	1	1	0	0	0	0	0	0	0	9	14	27.00	3.000										
Danny Graves, R ERA: 1.66	1.2	B	2	5	1	1	1	0	1	0	0	0	0	25	44	5.40	3.000										
Luis Pineda, R ERA: 3.97	0.0	L	3	1	1	1	0	2	0	0	0	0	0	4	14	∞	∞										
Inning Stats	R: 0 E: 0 K: 1 S: 7	H: 0 LOB: 0 BB: 0 P: 11	R: 0 E: 0 K: 0 S: 6	H: 0 LOB: 1 BB: 2 P: 14	R: 0 E: 1 K: 0 S: 10	H: 1 LOB: 1 BB: 1 P: 18	R: 0 E: 0 K: 0 S: 5	H: 0 LOB: 0 BB: 1 P: 11	R: 2 E: 1 K: 0 S: 15	H: 2 LOB: 1 BB: 0 P: 23	R: 1 E: 0 K: 2 S: 12	H: 1 LOB: 0 BB: 0 P: 18	R: 0 E: 0 K: 1 S: 6	H: 0 LOB: 0 BB: 0 P: 10	R: 1 E: 0 K: 0 S: 17	H: 3 LOB: 2 BB: 0 P: 28	R: 1 E: 0 K: 1 S: 17	H: 3 LOB: 3 BB: 0 P: 30	R: 1 E: 0 K: 0 S: 4	H: 1 LOB: 2 BB: 2 P: 14	1B: 10 2B: 1 3B: 0 HR: 1	SF: 1 SAC: 0 DP: 0 HBP: 0	WP: 0 PA: 43				
PITCHER	IP	WLS	BF	H	R	ER	SO	BB	IBB	HBP	BLK	WP	HR	S	P	ERA	WHIP										
Chris Reitsma, R ERA: 3.49	6.0		24	4	3	3	3	4	0	0	0	0	0	6	10	4.50	1.333										
Scott Williamson, R ERA: 1.22	1.0	H	3	0	0	0	1	0	0	0	0	0	0	9	14	27.00	3.000										
Scott Sullivan, R ERA: 2.14	0.1	H	2	1	1	1	0	0	0	0	0	0	0	9	14	27.00	3.000										
Danny Graves, R ERA: 1.66	1.2	B	2	5	1	1	1	0	1	0	0	0	0	25	44	5.40	3.000										
Luis Pineda, R ERA: 3.97	0.0	L	3	1	1	1	0	2	0	0	0	0	0	4	14	∞	∞										

Cincinnati Reds @ San Francisco Giants
PacBell Park, San Francisco, CA
Sun May 05 2002, 4:05 PM EDT
Att. 41,263 - Sunny - 61 F

AB	35
R	6
H	11
RBI	6
BB	7
SO	5
LOB	18



Batter	1	2	3	4	5	6	7	8	9	AB	R	H	RBI	BB	SO	LOB	TOP										
Eric Young Sr., R OBP: 0.279, SLG: 0.258 (1, 4)	G4-3						P3		F8	5	1	2	2	0	0	1	Milwaukee Brewers @ Cincinnati Reds Cinergy Field, Cincinnati, OH Mon May 06 2002, 7:10 PM EDT Att: 12,867 - Cloudy - 59 F										
Tyler Houston, L OBP: 0.325, SLG: 0.324 (1, 5)	K	G4-3							K	5	0	2	1	0	2	1											
Jeffrey Hammonds, R OBP: 0.492, SLG: 0.595 (1, 8)										4	0	3	0	0	0	1											
Richie Sexson, R OBP: 0.287, SLG: 0.513 (1, 3)	K									4	0	0	0	0	2	6											
Geoff Jenkins, L OBP: 0.341, SLG: 0.422 (1, 7)										4	1	2	1	0	1	1											
Matt Stairs, L OBP: 0.200, SLG: 0.286 (1, 9)										4	0	0	0	0	0	1											
José Hernández, R OBP: 0.359, SLG: 0.544 Jose Cabrera, R (7, 1)										1	1	0	0	2	1	0											
Lenny Harris, L OBP: 0.167, SLG: 0.130 Mike DeJean, R (8, PH)										0	0	0	0	0	0	0											
Raul Casanova, S OBP: 0.265, SLG: 0.213 Takahito Nomura, L (4, 1)										2	1	1	0	0	0	1											
Mark Loretta, R OBP: 0.237, SLG: 0.212 Ray King, L (6, 1)										0	0	0	0	0	0	0											
Ruben Quevedo, R (1, 1)										0	0	0	0	0	0	0											
Alex Ochoa, R OBP: 0.308, SLG: 0.483 47 Mike Buddie, R (2, PH)										1	1	1	1	0	0	0											
Paul Bako, L OBP: 0.357, SLG: 0.316 (4, 2)										3	0	1	0	0	0	0											
Inning Stats	R: 0 E: 0 K: 2 S: 8	H: 1 LOB: 1 BB: 0 P: 14	R: 3 E: 0 K: 0 S: 9	H: 3 LOB: 1 BB: 1 P: 19	R: 0 E: 0 K: 1 S: 6	H: 1 LOB: 1 BB: 0 P: 8	R: 0 E: 0 K: 0 S: 4	H: 0 LOB: 0 BB: 1 P: 8	R: 1 E: 0 K: 1 S: 10	H: 2 LOB: 1 BB: 0 P: 17	R: 0 E: 0 K: 1 S: 8	H: 1 LOB: 0 BB: 0 P: 11	R: 0 E: 0 K: 1 S: 15	H: 3 LOB: 3 BB: 0 P: 22	R: 1 E: 0 K: 1 S: 13	H: 1 LOB: 0 BB: 0 P: 21	R: 0 E: 0 K: 1 S: 8	H: 0 LOB: 0 BB: 0 P: 11	1B: 7 2B: 4 3B: 0 HR: 1	SF: 0 SAC: 0 DP: 2 HBP: 0	WP: 0 PB: 0 SB: 0 CS: 0	PA: 38					
PITCHER	IP	WLS	BF	H	R	ER	SO	BB	IBB	HBP	BLK	WP	HR	S	P	ERA	WHIP										
Joey Hamilton, R ERA: 3.1 (1, 1)	3.1		15	5	3	3	3	1	0	0	0	0	0	24	42	8.10	1.800										
Jim Brower, R ERA: 5.21 (4, 1)	2.2	W	10	3	1	1	1	1	0	0	0	0	0	21	35	3.38	1.500										
Gabe White, L ERA: 1.53 (7, 1)	0.2	H	5	3	0	0	0	0	0	0	0	0	0	12	18	0.00	4.500										
Scott Sullivan, R ERA: 2.42 (7, 1)	1.1	H	5	1	1	1	2	0	0	0	0	0	1	16	25	6.75	0.750										
Danny Graves, R ERA: 1.59 (9, 1)	1.0	S	3	0	0	0	1	0	0	0	0	0	0	8	11	0.00	0.000										
Batter	1	2	3	4	5	6	7	8	9	AB	R	H	RBI	BB	SO	LOB	BOTTOM										
Todd Walker, L OBP: 0.267, SLG: 0.284 (1, 4)	P6	L1	G3							4	1	0	0	1	0	3	Milwaukee Brewers @ Cincinnati Reds Cinergy Field, Cincinnati, OH Mon May 06 2002, 7:10 PM EDT Att: 12,867 - Cloudy - 59 F										
Juan Encarnacion, R OBP: 0.319, SLG: 0.532 (1, 8)										4	2	1	0	1	0	2											
Sean Casey, L OBP: 0.398, SLG: 0.363 (1, 3)										4	1	4	2	1	0	0											
Austin Kearns, R OBP: 0.492, SLG: 0.553 (1, 9)										2	1	0	0	3	2	2											
Adam Dunn, L OBP: 0.400, SLG: 0.500 Danny Graves, R (9, 1)										4	1	3	5	0	0	2											
Aaron Boone, R OBP: 0.295, SLG: 0.348 (1, 5)										4	1	1	0	1	1	4											
Wilton Guerrero, S OBP: 0.350, SLG: 0.314 (1, 6)										4	0	1	0	0	1	2											
Jason LaRue, R OBP: 0.318, SLG: 0.289 (1, 2)										2	0	0	1	1	1	0											
Joey Hamilton, R OBP: 0.231, SLG: 0.333 Jim Brower, R (4, 1)										2	0	0	0	0	2	4											
Brady Clark, R OBP: 0.298, SLG: 0.136 Gabe White, L (7, 1)										0	0	0	0	0	0	0											
Scott Sullivan, R ERA: 2.42 Reggie Taylor, L OBP: 0.206, SLG: 0.244 (9, 7)										0	0	0	0	0	0	0											
Inning Stats	R: 5 E: 1 K: 1 S: 16	H: 3 LOB: 3 BB: 3 P: 39	R: 0 E: 0 K: 1 S: 14	H: 1 LOB: 0 BB: 0 P: 23	R: 0 E: 0 K: 1 S: 10	H: 2 LOB: 3 BB: 1 P: 17	R: 0 E: 0 K: 0 S: 7	H: 1 LOB: 1 BB: 1 P: 14	R: 0 E: 0 K: 0 S: 5	H: 0 LOB: 0 BB: 0 P: 7	R: 2 E: 0 K: 1 S: 10	H: 2 LOB: 2 BB: 2 P: 25	R: 0 E: 0 K: 2 S: 9	H: 0 LOB: 0 BB: 0 P: 12	R: 1 E: 0 K: 1 S: 10	H: 1 LOB: 2 BB: 2 P: 26	R: 1 E: 0 K: 1 S: 8	H: 1 LOB: 0 BB: 0 P: 11	1B: 4 2B: 4 3B: 1 HR: 1	SF: 2 SAC: 0 DP: 1 HBP: 0	WP: 0 PB: 0 SB: 1 CS: 0	PA: 42					
PITCHER	IP	WLS	BF	H	R	ER	SO	BB	IBB	HBP	BLK	WP	HR	S	P	ERA	WHIP										
Ruben Quevedo, R ERA: 5.57 (1, 1)	1.0	L	9	3	5	4	1	3	0	0	0	0	0	16	39	36.00	6.000										
47 Mike Buddie, R ERA: 3.91 (2, 1)	2.1		13	4	0	0	2	1	1	0	0	0	0	30	52	0.00	2.143										
Takahito Nomura, L ERA: 7.94 (4, 1)	1.2		6	0	2	2	0	2	0	0	0	0	0	6	17	10.80	1.200										
Ray King, L ERA: 9.0 (6, 1)	1.0		5	2	0	0	1	0	0	0	0	0	0	10	17	0.00	2.000										
Jose Cabrera, R ERA: 3.43 (7, 1)	1.0		3	0	0	0	2	0	0	0	0	0	0	9	12	0.00	0.000										

Batter	1	2	3	4	5	6	7	8	9	AB	R	H	RBI	BB	SO	LOB	TOP										
Eric Young Sr., R OBP: 0.281, SLG: 0.253 Ruben Quevedo, R (5, 1) Lenny Harris, L OBP: 0.160, SLG: 0.125 (6, 3)	G6-3 ①							F7 ①		2	0	0	0	1	0	1	Milwaukee Brewers @ Cincinnati Reds Cinergy Field, Cincinnati, OH Tue May 07 2002, 7:10 PM EDT Att: 16,167 - Sunny - 79 F										
Tyler Houston, L OBP: 0.309, SLG: 0.307 (1, 5)	F8 ②		G1-3 ③			K ①		F8 ②		4	0	0	0	0	1	2											
Jeffrey Hammonds, R OBP: 0.392, SLG: 0.490 Alex Sanchez, L OBP: 0.257, SLG: 0.258 (7, 8)	G5-3 ③			K ①		F8 ②		K ③		3	0	0	0	0	1	0											
Richie Sexson, R OBP: 0.295, SLG: 0.516 Ray King, L (6, 1) Alex Ochoa, R OBP: 0.318, SLG: 0.483 (7, 9)		G6-4-3 1B ①				G3 ③			G3 WP BB ①	3	0	2	0	0	0	0											
Geoff Jenkins, L OBP: 0.331, SLG: 0.408 (1, 7)	G6-4-3 ②			F7 ②				F7 ①		4	0	0	0	0	0	3											
Matt Stairs, L OBP: 0.212, SLG: 0.267 Luis Vizcaino, R (7, 1) Mike DeJean, R (8, 1) Mark Loretta, R OBP: 0.231, SLG: 0.206 (9, PH)	G5-3 ③			G4-3 ③				HR HBP ①		2	1	0	0	0	0	1											
José Hernández, R OBP: 0.355, SLG: 0.561 (1, 6)			G5-3 ①					G6-3 ③		4	1	1	2	0	0	1											
Paul Bako, L OBP: 0.356, SLG: 0.317 (1, 2)			L6 ②							3	0	1	0	0	1	0											
Glendon Rusch, L OBP: 0.308, SLG: 0.538 Jose Cabrera, R (4, 1) Ronnie Belliard, R OBP: 0.304, SLG: 0.313 (5, PH) (5, 4)										1	0	1	0	0	0	0											
										0	0	0	0	0	0	0											
										2	0	0	0	0	0	1											
Inning Stats	R: 0 E: 0 K: 0 S: 5	H: 0 LOB: 0 BB: 0 P: 8	R: 0 E: 0 K: 0 S: 3	H: 1 LOB: 0 BB: 5	R: 0 E: 0 K: 0 S: 15	H: 1 LOB: 2 BB: 1 P: 25	R: 0 E: 0 K: 1 S: 10	H: 1 LOB: 1 BB: 0 P: 15	R: 0 E: 0 K: 0 S: 10	H: 0 LOB: 0 BB: 0 P: 14	R: 2 E: 0 K: 1 S: 13	H: 1 LOB: 0 BB: 0 P: 24	R: 0 E: 0 K: 1 S: 6	H: 0 LOB: 0 BB: 0 P: 11	R: 0 E: 0 K: 1 S: 13	H: 0 LOB: 1 BB: 1 P: 21	1B: 4 2B: 0 3B: 0 HR: 1	SF: 0 SAC: 0 DP: 1 HBP: 1	WP: 1 PB: 0 SB: 0 CS: 0	PA: 34							
PITCHER	IP	WLS	BF	H	R	ER	SO	BB	IBB	HBP	BLK	WP	HR	S	P	ERA	WHIP										
Elmer Dessens, R ERA: 2.05 Luis Pineda, R ERA: 3.35	(1, 1) (8, 1)	7.0 W	27 27	5 5	2 2	2 2	3 3	1 1	0 0	1 1	0 0	0 1	1 0	64 19	104 32	2.57 0.00	0.857 0.500										

Batter	1	2	3	4	5	6	7	8	9	AB	R	H	RBI	BB	SO	LOB	BOTTOM										
Barry Larkin, R OBP: 0.276, SLG: 0.295 Gookie Dawkins, R OBP: 0.174, SLG: 0.095 (3, FR) (4, 6)	1B FC3-6 1B ①									2	1	1	0	1	0	1	Milwaukee Brewers @ Cincinnati Reds Cinergy Field, Cincinnati, OH Tue May 07 2002, 7:10 PM EDT Att: 16,167 - Sunny - 79 F										
Juan Encarnacion, R OBP: 0.317, SLG: 0.523 Reggie Taylor, L OBP: 0.205, SLG: 0.238 (6, 8)	FC3-6 1B ①									4	0	1	0	0	1	5											
Sean Casey, L OBP: 0.398, SLG: 0.393 (1, 3)	FC3-6 1B HR ①									5	3	2	2	0	0	2											
Austin Kearns, R OBP: 0.515, SLG: 0.588 (7, 7)	HR 1B ①									4	2	3	0	1	0	0											
Adam Dunn, L OBP: 0.406, SLG: 0.533 Ruben Mateo, R OBP: 0.326, SLG: 0.450 (6, PH) (7, 9)	HR ①									3	1	2	3	0	1	1											
Aaron Boone, R OBP: 0.288, SLG: 0.339 Wilton Guerrero, S OBP: 0.357, SLG: 0.324 (6, PH) (7, 5)	K ②									3	0	0	0	0	3	3											
Todd Walker, L OBP: 0.272, SLG: 0.289 (1, 4)	G4-3 ③									5	1	2	1	0	1	3											
Jason LaRue, R OBP: 0.315, SLG: 0.278 (1, 2)										3	0	0	0	1	0	2											
Elmer Dessens, R OBP: 0.308, SLG: 0.250 Brady Clark, R OBP: 0.296, SLG: 0.217 Luis Pineda, R (7, PH) (8, 1)										2	0	2	2	1	0	0											
										1	0	1	0	0	0	0											
										0	0	0	0	0	0	0											
Inning Stats	R: 4 E: 0 K: 1 S: 15	H: 4 LOB: 0 BB: 0 P: 23	R: 0 E: 0 K: 0 S: 13	H: 0 LOB: 1 BB: 1 P: 23	R: 3 E: 0 K: 3 S: 23	H: 4 LOB: 3 BB: 2 P: 44	R: 0 E: 0 K: 1 S: 14	H: 2 LOB: 2 BB: 0 P: 22	R: 0 E: 0 K: 0 S: 7	H: 1 LOB: 1 BB: 0 P: 9	R: 1 E: 0 K: 2 S: 13	H: 2 LOB: 2 BB: 1 P: 20	R: 0 E: 0 K: 2 S: 8	H: 1 LOB: 1 BB: 0 P: 9	R: 0 E: 0 K: 2 S: 11	H: 1 LOB: 1 BB: 0 P: 14	1B: 11 2B: 2 3B: 0 HR: 2	SF: 0 SAC: 0 DP: 0 HBP: 0	WP: 0 PB: 0 SB: 0 CS: 0	PA: 43							
PITCHER	IP	WLS	BF	H	R	ER	SO	BB	IBB	HBP	BLK	WP	HR	S	P	ERA	WHIP										
Glendon Rusch, L ERA: 3.72 Jose Cabrera, R ERA: 3.27 Ruben Quevedo, R ERA: 5.4 Ray King, L ERA: 9.0 Luis Vizcaino, R ERA: 2.66	(1, 1) (4, 1) (5, 1) (6, 1) (7, 1)	3.0 L	20 5	8 2	7 0	7 0	4 1	3 0	0 0	0 0	0 0	0 0	0 0	14 7	22 9	0.00 0.00	2.000 1.000										



Batter	1	2	3	4	5	6	7	8	9	AB	R	H	RBI	BB	SO	LOB	TOP			
Alex Sanchez, L (1.8) OBP: 0.240, SLG: 0.239	G4-3		F8	L5-3		CS	G6-3		G6-3	5	0	0	0	0	0	1				
Mark Loretta, R (1.5) OBP: 0.233, SLG: 0.211	K		FC5-4 1B HR				P5			4	1	1	0	0	2	0				
Ronnie Belliard, R (1.4) OBP: 0.329, SLG: 0.338	2B 1B		FC5-4 1B				P3			4	1	3	0	0	0	0				
Richie Sexson, R (1.3) OBP: 0.301, SLG: 0.520	1-H 2B		FC5-4 HR						F8	3	1	1	1	1	0	2				
Geoff Jenkins, L (1.7) OBP: 0.336, SLG: 0.431	FC6-4 BB		HR				G3		G4-3	3	1	1	3	1	0	2				
Alex Ochoa, R (1.9) OBP: 0.314, SLG: 0.469	FC6-4		K				G6-3		DI 1B	4	0	1	0	0	1	4				
José Hernández, R (1.6) OBP: 0.352, SLG: 0.559		G6-3		1B 2B			K		G6-3	4	1	1	0	0	1	1				
Paul Bako, L (1.2) OBP: 0.347, SLG: 0.311	G4-3		F9				CS 1B		G6-3	4	0	1	0	0	0	1				
Nick Neugebauer, R (1.1) Lenny Harris, L (5. PH) Jose Cabrera, R (6.1) Takahito Nomura, L (6.1) Brian Mallette, R (6.1) 47 Mike Buddie, R (7.1) Matt Stairs, L (9. PH)	F3		L5-3 1B				F8		G3-1	2	0	1	1	0	0	0				
Inning Stats	R: 1 E: 0 K: 1 S: 15	H: 2 LOB: 2 BB: 1 P: 22	R: 0 E: 0 K: 0 S: 5	H: 0 LOB: 0 BB: 0 P: 7	R: 3 E: 0 K: 1 S: 13	H: 3 LOB: 0 BB: 0 P: 17	R: 1 E: 0 K: 0 S: 10	H: 2 LOB: 0 BB: 0 P: 17	R: 0 E: 0 K: 1 S: 11	H: 1 LOB: 2 BB: 1 P: 19	R: 0 E: 0 K: 0 S: 6	H: 0 LOB: 0 BB: 0 P: 9	R: 0 E: 0 K: 0 S: 11	H: 1 LOB: 1 BB: 0 P: 19	R: 0 E: 0 K: 0 S: 7	H: 0 LOB: 0 BB: 0 P: 11	1B: 7 2B: 3 3B: 0 HR: 1	SF: 0 SAC: 0 DP: 1 HBP: 0	WP: 0 PB: 0 SB: 0 CS: 1	PA: 38
PITCHER	IP WLS BF H R ER SO BB IBB HBP BLK WP HR S P ERA WHIP																			
Jose Rijo, R (1.1) ERA: 4.6	3.1 18 7 5 5 2 1 0 0 0 0 1 39 56 13.50 2.400																			
Jose Acevedo, R (4.1) ERA: 7.53	1.2 W 6 1 0 0 1 1 0 0 0 0 0 0 15 26 0.00 1.200																			
Scott Williamson, R (6.1) ERA: 3.88	1.0 H 3 1 0 0 1 0 0 0 0 0 0 8 11 0.00 1.000																			
Gabe White, L (7.1) ERA: 1.45	1.0 3 0 0 0 0 0 0 0 0 0 0 6 9 0.00 0.000																			
Jim Brower, R (8.1) ERA: 4.71	2.0 7 1 0 0 0 0 0 0 0 0 0 18 30 0.00 0.500																			

Milwaukee Brewers @ Cincinnati Reds
Cinergy Field, Cincinnati, OH
Wed May 08 2002, 7:10 PM EDT
Att: 15,691 - Cloudy - 81 F

AB 35
R 5
H 10
RBI 5
BB 2
SO 4
LOB 12



Batter	1	2	3	4	5	6	7	8	9	AB	R	H	RBI	BB	SO	LOB	BOTTOM			
Barry Larkin, R (1.6) OBP: 0.281, SLG: 0.300	F8		F7	G5-3		BLK E 2B 1B	SH1-3	WP 2B 1B		5	1	2	1	0	0	1				
Gookie Dawkins, R (8. PR) OBP: 0.174, SLG: 0.095										0	1	0	0	0	0	0				
Juan Encarnacion, R (1.8) OBP: 0.331, SLG: 0.556	HR		FC4-6 1B			S HR BB	F8	3-H 1B 2B		5	3	3	2	1	1	2				
Sean Casey, L (1.3) OBP: 0.394, SLG: 0.382	G4-3		FC4-6 1B WP			HR BB	FC6 BLK 2B	HR 1B		3	2	0	0	1	0	2				
Reggie Taylor, L (6. PR) OBP: 0.239, SLG: 0.341			1-2 WP			HR BB	2B BLK	HR 1B		2	2	2	3	0	0	0				
Austin Kearns, R (1.9) OBP: 0.528, SLG: 0.636	K		FC5 WP 1B			HR HR	2B IBB	BB K		4	2	2	3	2	2	1				
Adam Dunn, L (1.7) OBP: 0.421, SLG: 0.542	G4-3		FC5 IBB			WP S SF9 BB	L9 2B	BB		2	1	1	3	3	0	0				
Aaron Boone, R (1.5) OBP: 0.285, SLG: 0.328	E5 FC3-6 1B		FC5			K	P6			4	0	0	0	1	1	5				
Todd Walker, L (1.4) OBP: 0.277, SLG: 0.288	FC3-6 1B					BLK 1B	L9		G4-3	4	0	1	0	1	0	3				
Corky Miller, R (1.2) OBP: 0.406, SLG: 0.630	1B					K	SF9 G6-3	G3 1B 2B		4	1	2	1	0	1	3				
Jose Rijo, R (1.1) OBP: 0.225, SLG: 0.222	G4-3					K			G3	1	0	0	0	0	0	2				
Brady Clark, R (5. PH) ERA: 3.63										1	0	0	0	0	1	1				
Scott Williamson, R (6.1) ERA: 8.49										1	0	0	0	0	0	0				
Brian Mallette, R (6.1) ERA: 13.5										0	0	0	0	0	0	0				
47 Mike Buddie, R (7.1) ERA: 4.73										0	1	0	0	1	0	0				
Inning Stats	R: 1 E: 0 K: 1 S: 12	H: 1 LOB: 0 BB: 0 P: 20	R: 0 E: 1 K: 0 S: 12	H: 1 LOB: 2 BB: 0 P: 19	R: 1 E: 0 K: 0 S: 14	H: 2 LOB: 1 BB: 1 P: 23	R: 0 E: 0 K: 2 S: 9	H: 1 LOB: 1 BB: 0 P: 10	R: 4 E: 0 K: 1 S: 13	H: 1 LOB: 1 BB: 4 P: 33	R: 3 E: 1 K: 1 S: 15	H: 2 LOB: 2 BB: 2 P: 28	R: 2 E: 0 K: 0 S: 8	H: 1 LOB: 2 BB: 3 P: 21	R: 3 E: 0 K: 1 S: 15	H: 4 LOB: 1 BB: 0 P: 21	1B: 7 2B: 3 3B: 0 HR: 3	SF: 1 SAC: 1 DP: 0 HBP: 0	WP: 3 PB: 0 SB: 2 CS: 0	PA: 49
PITCHER	IP WLS BF H R ER SO BB IBB HBP BLK WP HR S P ERA WHIP																			
Nick Neugebauer, R (1.1) ERA: 5.09	5.0 L 27 6 6 6 5 4 1 0 0 0 0 0 0 6 7 27.00 3.000																			
Jose Cabrera, R (6.1) ERA: 3.63	0.1 2 1 1 1 1 0 0 0 0 0 0 0 6 7 27.00 3.000																			
Takahito Nomura, L (6.1) ERA: 8.49	0.1 5 1 2 1 0 0 0 2 0 1 0 0 6 18 27.00 3.000																			
Brian Mallette, R (6.1) ERA: 13.5	1.0 5 1 2 2 0 1 0 0 0 0 0 1 7 11 18.00 2.000																			
47 Mike Buddie, R (7.1) ERA: 4.73	1.1 10 4 3 3 1 2 0 0 0 0 1 0 19 34 20.25 4.500																			

Milwaukee Brewers @ Cincinnati Reds
Cinergy Field, Cincinnati, OH
Wed May 08 2002, 7:10 PM EDT
Att: 15,691 - Cloudy - 81 F

AB 37
R 14
H 13
RBI 13
BB 10
SO 7
LOB 22



Batter	1	2	3	4	5	6	7	8	9	AB	R	H	RBI	BB	SO	LOB	TOP										
Fernando Vina, L OBP: 0.340, SLG: 0.390	0-0 1B		1-0 G3-1		2-1 G3		1-1 HBP	1-2 F9		4	1	1	0	0	0	2	St. Louis Cardinals @ Cincinnati Reds Cinergy Field, Cincinnati, OH Fri May 10 2002, 7:10 PM EDT Att: 29,008 - Sunny - 69 F										
J.D. Drew, L OBP: 0.357, SLG: 0.453	1-0 F7		4-1 BB		2-0 F9		3-3 K		0-0 G3	4	0	0	0	1	1	2											
5 Albert Pujols, R OBP: 0.401, SLG: 0.496	1-2 1B		1-2 1B		3-2 WP 1B		0-1 F8		2-1 G5-3	5	1	3	0	0	0	1											
15 Jim Edmonds, L OBP: 0.485, SLG: 0.667	0-0 1B		0-0 G1-6-3		2-2 P5		1-2 L9		0-3 K	5	0	1	1	0	1	3											
Tino Martinez, L OBP: 0.316, SLG: 0.286	2-0 G3		3-2 G3-1		2-2 1B		4-2 HR			3	1	1	1	1	0	2											
Edgar Renteria, R OBP: 0.356, SLG: 0.420		2-2 G6-3		1-0 G1-3		0-0 FC4-6 1B		0-0 HR		4	1	2	2	0	0	0											
Mike Matheny, R OBP: 0.317, SLG: 0.459		2-2 G4-3		4-2 BB		3-2 P4		0-3 K		2	0	0	0	1	0	2											
44 Jason Isringhausen, R OBP: 0.301, SLG: 0.296		2-1 1B		2-2 FC5-4		2-1 FC4-6		0-0 1B		0	0	0	0	0	0	0											
Placido Polanco, R OBP: 0.301, SLG: 0.296		2-1 1B		2-2 FC5-4		2-1 FC4-6		0-0 1B		4	0	2	0	0	0	3											
Jason Simontacchi, R OBP: 0.333, SLG: 0.452		2-1 F7		1-3 K		3-3 K		0-2 1B		2	0	0	0	0	1	1											
Inning Stats	R: 1 E: 0 K: 0 S: 7	H: 3 LOB: 1 BB: 0 P: 11	R: 0 E: 0 K: 0 S: 11	H: 1 LOB: 1 BB: 0 P: 19	R: 0 E: 0 K: 0 S: 7	H: 1 LOB: 1 BB: 1 P: 13	R: 0 E: 0 K: 0 S: 9	H: 0 LOB: 1 BB: 1 P: 19	R: 0 E: 0 K: 1 S: 6	H: 0 LOB: 0 BB: 0 P: 11	R: 1 E: 0 K: 0 S: 15	H: 3 LOB: 2 BB: 0 P: 27	R: 0 E: 0 K: 2 S: 10	H: 0 LOB: 1 BB: 0 P: 17	R: 2 E: 0 K: 1 S: 19	H: 3 LOB: 2 BB: 1 P: 25	R: 0 E: 0 K: 1 S: 6	H: 0 LOB: 0 BB: 0 P: 8	1B: 10 2B: 0 3B: 0 HR: 1	SF: 0 SAC: 0 DP: 1 HBP: 1	WP: 1 PB: 0 SB: 0 CS: 0	PA: 40					
PITCHER	IP	WLS	BF	H	R	ER	SO	BB	IBB	HBP	BLK	WP	HR	S	P	ERA	WHIP										
Jimmy Haynes, R ERA: 4.71	5.1		24	8	2	2	1	2	0	0	0	1	0	50	90	3.38	1.875										
Scott Sullivan, R ERA: 2.35	0.2		2	0	0	0	0	0	0	0	0	0	0	5	10	0.00	0.000										
Gabe White, L ERA: 1.8	1.1	L	6	0	1	1	2	1	0	1	0	0	0	16	28	6.75	0.750										
Danny Graves, R ERA: 1.93	0.2		5	3	1	1	1	0	0	0	0	0	1	13	14	13.50	4.500										
Jim Brower, R ERA: 4.5	1.0		3	0	0	0	1	0	0	0	0	0	0	6	8	0.00	0.000										

AB	36
R	4
H	11
RBI	4
BB	3
SO	5
LOB	16



Batter	1	2	3	4	5	6	7	8	9	AB	R	H	RBI	BB	SO	LOB	BOTTOM										
Todd Walker, L OBP: 0.276, SLG: 0.295	0-0 2B		0-2 F8		2-3 K		2-3 K			4	0	1	0	0	2	1	St. Louis Cardinals @ Cincinnati Reds Cinergy Field, Cincinnati, OH Fri May 10 2002, 7:10 PM EDT Att: 29,008 - Sunny - 69 F										
Danny Graves, R										0	0	0	0	0	0	0											
Jim Brower, R										0	0	0	0	0	0	0											
Barry Larkin, R OBP: 0.280, SLG: 0.298	2-1 1B		3-2 G6-3		3-1 G1-3		1-0 G6-3			4	0	1	0	0	0	1											
Juan Encarnacion, R OBP: 0.330, SLG: 0.556	4-0 BB			0-0 F8		0-0 BB SF9 2B		2-1 F8		3	1	1	0	1	0	0											
Austin Kearns, R OBP: 0.539, SLG: 0.638	0-0 F8			2-2 BB		1-0 BB		1-0 HBP		3	0	2	0	0	0	2											
Adam Dunn, L OBP: 0.423, SLG: 0.532	1-1 F8			4-2 BB		4-2 G5-4-3 BB		2-3 K		2	0	0	0	2	1	3											
Aaron Boone, R OBP: 0.277, SLG: 0.317		1-1 G6-3		3-1 G5-4-3		2-3 K		2-2 G6-3		4	0	0	0	0	1	6											
Ruben Mateo, R OBP: 0.333, SLG: 0.452		2-2 F8			1-0 2B		0-0 SF9		0-1 G4-3	2	1	1	0	0	0	0											
Sean Casey, L OBP: 0.391, SLG: 0.382										0	0	0	1	0	0	0											
Gabe White, L										0	0	0	0	0	0	0											
Wilton Guerrero, S OBP: 0.364, SLG: 0.316										1	0	0	0	0	0	0											
Jason LaRue, R OBP: 0.312, SLG: 0.289		0-1 F8			0-1 SH1-4 1B		1-3 K		0-3 K	4	0	1	1	0	2	2											
Jimmy Haynes, R										1	0	0	0	0	0	0											
Scott Sullivan, R										0	0	0	0	0	0	0											
Reggie Taylor, L OBP: 0.229, SLG: 0.326										2	0	0	0	0	0	0											
Inning Stats	R: 0 E: 0 K: 0 S: 6	H: 2 LOB: 2 BB: 1 P: 13	R: 0 E: 0 K: 0 S: 11	H: 0 LOB: 0 BB: 0 P: 14	R: 0 E: 0 K: 0 S: 10	H: 0 LOB: 0 BB: 0 P: 15	R: 0 E: 0 K: 0 S: 8	H: 1 LOB: 1 BB: 1 P: 17	R: 1 E: 0 K: 1 S: 9	H: 2 LOB: 1 BB: 0 P: 15	R: 1 E: 0 K: 2 S: 10	H: 1 LOB: 2 BB: 1 P: 18	R: 0 E: 0 K: 1 S: 10	H: 0 LOB: 0 BB: 0 P: 15	R: 0 E: 0 K: 1 S: 9	H: 1 LOB: 1 BB: 0 P: 16	R: 0 E: 0 K: 1 S: 7	H: 0 LOB: 0 BB: 0 P: 9	1B: 4 2B: 3 3B: 0 HR: 0	SF: 1 SAC: 1 DP: 1 HBP: 1	WP: 0 PB: 0 SB: 0 CS: 0	PA: 36					
PITCHER	IP	WLS	BF	H	R	ER	SO	BB	IBB	HBP	BLK	WP	HR	S	P	ERA	WHIP										
Jason Simontacchi, R ERA: 3.0	5.0		22	6	2	2	1	2	0	1	0	0	0	45	76	3.60	1.600										
Mike Mathews, L ERA: 2.77	0.0		1	0	0	0	0	1	0	0	0	0	0	2	6	-	-										
Gene Stechschulte, R ERA: 4.2	2.0	W	6	0	0	0	3	0	0	0	0	0	0	17	25	0.00	0.000										
Dave Veres, R ERA: 3.1	0.2	H	3	1	0	0	1	0	0	0	0	0	0	6	11	0.00	1.500										
44 Jason Isringhausen, R ERA: 1.33	1.1	S	4	0	0	0	1	0	0	0	0	0	0	10	14	0.00	0.000										

AB	30
R	2
H	7
RBI	2
BB	3
SO	6
LOB	15



Batter	1	2	3	4	5	6	7	8	9	AB	R	H	RBI	BB	SO	LOB	TOP				
Fernando Vina, L (1,4) OBP: 0.337, SLG: 0.387										4	0	1	0	0	0	0	St. Louis Cardinals @ Cincinnati Reds Cinergy Field, Cincinnati, OH Sat May 11 2002, 1:15 PM EDT Att: 25,006 - Cloudy - 70 F				
J.D. Drew, L (1,9) OBP: 0.354, SLG: 0.447										4	0	1	0	0	1	1					
5 Albert Pujols, R (1,7) OBP: 0.397, SLG: 0.488										4	0	1	0	0	1	1					
15 Jim Edmonds, L (1,8) Miguel Cairo, R (9, PH) OBP: 0.489, SLG: 0.660 OBP: 0.295, SLG: 0.323										1	1	0	0	2	1	1					
Tino Martinez, L (1,3) OBP: 0.314, SLG: 0.284										4	0	1	0	0	2	2					
Edgar Renteria, R (1,6) Eduardo Perez, R (9, PH) OBP: 0.395, SLG: 0.426 OBP: 0.216, SLG: 0.424										3	0	1	1	0	0	2					
Mike Matheny, R (1,2) Kerry Robinson, L (7, PH) Mike Timlin, R (7, 1) Bud Smith, L (8, 1) OBP: 0.329, SLG: 0.447 OBP: 0.319, SLG: 0.395 OBP: 0.250, SLG: 0.143										2	0	0	0	0	0	2					
Placido Polanco, R (1,5) OBP: 0.293, SLG: 0.288										3	0	0	0	0	1	0					
Darryl Kile, R (1, 1) Mike Crudale, R (6, 1) Eli Marrero, R (7, PH) OBP: 0.313, SLG: 0.372										2	0	0	0	0	1	0					
										0	0	0	0	0	0	0					
										1	0	0	0	0	0	0					
Inning Stats	R: 0 E: 0 K: 1 S: 9	H: 2 LOB: 1 BB: 0 P: 14	R: 0 E: 0 K: 0 S: 11	H: 0 LOB: 0 BB: 0 P: 16	R: 0 E: 0 K: 2 S: 9	H: 0 LOB: 0 BB: 1 P: 14	R: 1 E: 0 K: 1 S: 11	H: 2 LOB: 2 BB: 1 P: 25	R: 0 E: 0 K: 0 S: 10	H: 1 LOB: 2 BB: 1 P: 16	R: 0 E: 0 K: 0 S: 6	H: 0 LOB: 0 BB: 0 P: 9	R: 0 E: 0 K: 0 S: 5	H: 0 LOB: 0 BB: 0 P: 6	R: 0 E: 0 K: 1 S: 7	H: 0 LOB: 0 BB: 0 P: 7		1B: 4 2B: 1 3B: 0 HR: 0	SF: 0 SAC: 0 DP: 0 HBP: 0	WP: 0 PB: 0 SB: 0 CS: 0	PA: 33
PITCHER	IP WLS BF H R ER SO BB IBB HBP BLK WP HR S P ERA WHIP																				
Chris Reitsma, R (1, 1) ERA: 3.18	5.2 W 23 5 1 1 4 2 0 0 0 0 0 0 54 93 1.59 1.235																				
Scott Sullivan, R (6, 1) ERA: 2.13	2.1 H 7 0 0 0 0 0 0 0 0 0 0 0 13 17 0.00 0.000																				
Scott Williamson, R (9, 1) ERA: 3.55	1.0 3 0 0 0 1 0 0 0 0 0 0 0 7 7 0.00 0.000																				

AB	31
R	1
H	5
RBI	1
BB	2
SO	5
LOB	9



Batter	1	2	3	4	5	6	7	8	9	AB	R	H	RBI	BB	SO	LOB	BOTTOM		
Todd Walker, L (1,4) OBP: 0.275, SLG: 0.294										4	1	1	0	0	2	2	St. Louis Cardinals @ Cincinnati Reds Cinergy Field, Cincinnati, OH Sat May 11 2002, 1:15 PM EDT Att: 25,006 - Cloudy - 70 F		
Barry Larkin, R (1,6) Gookie Dawkins, R (8,6) OBP: 0.279, SLG: 0.305 OBP: 0.174, SLG: 0.095										4	1	1	1	0	0	0			
Juan Encarnacion, R (1,8) OBP: 0.340, SLG: 0.553										3	1	1	2	0	1	0			
Austin Kearns, R (1,7) OBP: 0.538, SLG: 0.672										3	1	1	1	0	0	1			
Adam Dunn, L (1,3) OBP: 0.418, SLG: 0.522										4	0	1	1	0	2	0			
Aaron Boone, R (1,5) OBP: 0.276, SLG: 0.315										4	1	1	0	0	2	2			
Ruben Mateo, R (1,9) Reggie Taylor, R (6, PR) OBP: 0.333, SLG: 0.444 OBP: 0.224, SLG: 0.319										3	0	1	0	0	0	0			
Corky Miller, R (1,2) OBP: 0.444, SLG: 0.774										4	2	3	3	0	0	0			
Chris Reitsma, R (1, 1) Scott Sullivan, R (6, 1) Brady Clark, R (8, PH) Scott Williamson, R (9, 1) ERA: 4.57 ERA: 2.79 ERA: 3.57 ERA: 9.88										2	0	0	0	0	1	1			
										1	0	0	0	0	1	2			
										1	0	0	0	0	0	0			
										0	0	0	0	0	0	0			
Inning Stats	R: 0 E: 0 K: 1 S: 7	H: 0 LOB: 0 BB: 0 P: 10	R: 0 E: 0 K: 1 S: 8	H: 0 LOB: 0 BB: 0 P: 14	R: 4 E: 0 K: 0 S: 22	H: 5 LOB: 2 BB: 0 P: 33	R: 0 E: 0 K: 0 S: 7	H: 0 LOB: 0 BB: 0 P: 10	R: 0 E: 0 K: 2 S: 17	H: 3 LOB: 2 BB: 0 P: 23	R: 1 E: 0 K: 2 S: 14	H: 1 LOB: 0 BB: 0 P: 20	R: 1 E: 0 K: 1 S: 9	H: 1 LOB: 0 BB: 0 P: 11	1B: 6 2B: 2 3B: 0 HR: 2	SF: 0 SAC: 0 DP: 0 HBP: 2		WP: 0 PB: 0 SB: 3 CS: 0	PA: 36
PITCHER	IP WLS BF H R ER SO BB IBB HBP BLK WP HR S P ERA WHIP																		
Darryl Kile, R (1, 1) ERA: 4.57	5.1 L 25 7 6 6 2 0 0 0 0 0 0 0 61 91 10.12 1.312																		
Mike Crudale, R (6, 1) ERA: 2.79	0.2 3 1 0 0 2 0 0 0 0 0 0 0 8 11 0.00 1.500																		
Mike Timlin, R (7, 1) ERA: 3.57	1.0 4 1 1 1 2 0 0 0 0 0 0 1 14 20 9.00 1.000																		
Bud Smith, L (8, 1) ERA: 9.88	1.0 4 1 1 1 1 0 0 0 0 0 0 1 9 11 9.00 1.000																		

AB	34
R	8
H	10
RBI	8
BB	0
SO	7
LOB	8



Batter	1	2	3	4	5	6	7	8	9	AB	R	H	RBI	BB	SO	LOB	TOP										
Fernando Vina, L OBP: 0.345, SLG: 0.403	G1-3		2B		1B	F9		HR		4	1	2	1	0	0	1	St. Louis Cardinals @ Cincinnati Reds Cinergy Field, Cincinnati, OH Sun May 12 2002, 1:15 PM EDT Att: 20,622 - Cloudy - 78 F										
J.D. Drew, L OBP: 0.355, SLG: 0.467	G6-3		G3		1B		G4-3	HR		5	1	2	4	0	0	1											
5 Albert Pujols, R OBP: 0.485, SLG: 0.685 Mike Matthews, L OBP: 0.311, SLG: 0.412 Edgar Renteria, R OBP: 0.357, SLG: 0.425 44 Jason Istringhausen, R OBP: 0.303, SLG: 0.307	1B			G5-3	K		K	K		3	0	1	0	0	1	2											
15 Jim Edmonds, L OBP: 0.471, SLG: 0.630	K			K	F7		K		K	5	0	0	0	0	4	3											
Tino Martinez, L OBP: 0.317, SLG: 0.292		G4-3		F7		E		FC4-6	G4-3	4	1	1	0	1	0	0											
Edgar Renteria, R OBP: 0.357, SLG: 0.425		F8			1B	E3		F9	G5-3	5	2	2	0	0	0	1											
Kerry Robinson, L OBP: 0.333, SLG: 0.404		L3			1B	1B	G5-4-3	1B		4	2	2	1	0	0	1											
Eli Marrero, R OBP: 0.322, SLG: 0.378			F9		K		G5-4-3	2B		4	1	2	1	0	1	2											
Travis Smith, R OBP: 0.222, SLG: 0.222 Luther Hackman, R OBP: 0.303, SLG: 0.307			G5-3		1B	G5-4-3		2B		0	0	0	0	0	0	0											
Dave Veres, R OBP: 0.303, SLG: 0.307					1B	1B		2B		0	0	0	0	0	0	0											
Inning Stats	R: 0 E: 0 K: 1 S: 9	H: 1 LOB: 1 BB: 0 P: 12	R: 0 E: 0 K: 0 S: 8	H: 0 LOB: 0 BB: 0 P: 13	R: 0 E: 0 K: 1 S: 9	H: 1 LOB: 1 BB: 0 P: 15	R: 0 E: 0 K: 1 S: 11	H: 0 LOB: 0 BB: 0 P: 15	R: 3 E: 0 K: 2 S: 17	H: 4 LOB: 2 BB: 0 P: 24	R: 2 E: 1 K: 0 S: 10	H: 4 LOB: 1 BB: 0 P: 17	R: 0 E: 0 K: 2 S: 10	H: 0 LOB: 0 BB: 0 P: 15	R: 5 E: 0 K: 1 S: 17	H: 4 LOB: 0 BB: 1 P: 30	R: 0 E: 0 K: 1 S: 5	H: 0 LOB: 0 BB: 0 P: 10	1B: 9 2B: 4 3B: 0 HR: 1	SF: 0 SAC: 0 DP: 1 HBP: 1	WP: 0 PB: 0 SB: 0 CS: 0	PA: 42					
PITCHER	IP	WLS	BF	H	R	ER	SO	BB	IBB	HBP	BLK	WP	HR	S	P	ERA	WHIP										
Elmer Dessens, R ERA: 2.57	(1, 1)	5.0	26	10	5	4	4	0	0	1	0	0	0	59	87	7.20	2.000										
Gabe White, L ERA: 2.39	(6, 1)	2.2	H	9	1	2	2	1	0	0	0	0	0	23	41	6.75	0.750										
Danny Graves, R ERA: 3.04	(8, 1)	0.1	L	4	3	3	3	1	0	0	0	0	1	9	13	81.00	9.000										
Jim Brower, R ERA: 4.3	(9, 1)	1.0		3	0	0	0	1	0	0	0	0	0	5	10	0.00	0.000										

Batter	1	2	3	4	5	6	7	8	9	AB	R	H	RBI	BB	SO	LOB	BOTTOM										
Wilton Guerrero, S OBP: 0.327, SLG: 0.279	G4-3		G6-3			G3-1			B2-3	5	0	0	0	0	0	1	St. Louis Cardinals @ Cincinnati Reds Cinergy Field, Cincinnati, OH Sun May 12 2002, 1:15 PM EDT Att: 20,622 - Cloudy - 78 F										
Barry Larkin, R OBP: 0.290, SLG: 0.325 Gookie Dawkins, R OBP: 0.160, SLG: 0.087 Jim Brower, R OBP: 0.388, SLG: 0.378	BB	BB	1B	2B		F8			G3-1	2	2	2	0	0	0	0											
Sean Casey, L OBP: 0.388, SLG: 0.378	HBP	1B								0	0	0	0	0	0	0											
Juan Encarnacion, R OBP: 0.342, SLG: 0.545	HBP	1B	S			G6-3		G6-3	K	4	2	1	0	1	1	0											
Austin Kearns, R OBP: 0.512, SLG: 0.631	K	G1-3		G5-3		K		K		4	0	0	0	0	2	4											
Adam Dunn, L OBP: 0.421, SLG: 0.513	1B	HBP	1B	1B		P6		K		2	1	0	0	2	1	0											
Aaron Boone, R OBP: 0.289, SLG: 0.323	HR	1B	1B		G6-3-4-5			F8		3	1	2	2	0	0	0											
Jason LaRue, R OBP: 0.320, SLG: 0.299	HR	1B	1B		G5-3-4-5			F2		4	1	2	2	0	0	1											
Reggie Taylor, L OBP: 0.231, SLG: 0.380 Danny Graves, R OBP: 0.281, SLG: 0.299	HR	G3-2-3			L9			1B		3	1	1	4	0	0	3											
Todd Walker, L OBP: 0.281, SLG: 0.299	HR									0	0	0	0	0	0	0											
Elmer Dessens, R OBP: 0.333, SLG: 0.231 Gabe White, L OBP: 0.258, SLG: 0.185					P4			F8		1	0	0	0	1	0	0											
Brady Clark, R OBP: 0.258, SLG: 0.185								K		2	0	0	0	0	1	1											
Inning Stats	R: 6 E: 0 K: 1 S: 19	H: 3 LOB: 1 BB: 3 P: 42	R: 2 E: 0 K: 0 S: 18	H: 4 LOB: 2 BB: 1 P: 31	R: 0 E: 0 K: 0 S: 7	H: 0 LOB: 0 BB: 0 P: 10	R: 0 E: 0 K: 0 S: 6	H: 0 LOB: 0 BB: 0 P: 10	R: 0 E: 0 K: 0 S: 9	H: 1 LOB: 0 BB: 0 P: 13	R: 0 E: 0 K: 2 S: 11	H: 0 LOB: 0 BB: 0 P: 15	R: 0 E: 0 K: 2 S: 8	H: 0 LOB: 0 BB: 0 P: 16	R: 0 E: 0 K: 1 S: 12	H: 1 LOB: 1 BB: 0 P: 20	R: 0 E: 0 K: 1 S: 5	H: 0 LOB: 0 BB: 0 P: 7	1B: 7 2B: 2 3B: 0 HR: 1	SF: 0 SAC: 0 DP: 2 HBP: 1	WP: 0 PB: 0 SB: 2 CS: 0	PA: 39					
PITCHER	IP	WLS	BF	H	R	ER	SO	BB	IBB	HBP	BLK	WP	HR	S	P	ERA	WHIP										
Travis Smith, R ERA: 8.06	(1, 1)	1.0		12	5	8	8	1	0	0	0	0	0	24	50	72.00	8.000										
Luther Hackman, R ERA: 2.78	(2, 1)	2.0		8	2	0	0	0	1	0	0	0	0	20	33	0.00	1.000										
Dave Veres, R ERA: 2.95	(4, 1)	1.0		3	0	0	0	0	0	0	0	0	0	6	10	0.00	0.000										
Mike Matthews, L ERA: 2.77	(5, 1)	0.0		1	1	0	0	0	0	0	0	0	0	1	3	∞	∞										
Mike Crutale, R ERA: 2.31	(5, 1)	2.0		5	0	0	0	0	0	0	0	0	0	19	25	0.00	0.000										

AB	40
R	10
H	14
RBI	10
BB	1
SO	8
LOB	13




Batter	1	2	3	4	5	6	7	8	9	AB	R	H	RBI	BB	SO	LOB	TOP				
Barry Larkin, R OBP: 0.300, SLG: 0.344	G1-3		G5-4-3 BB	F9			F8			3	0	0	0	1	0	1	Cincinnati Reds @ Milwaukee Brewers Miller Park, Milwaukee, WI Tue May 14 2002, 7:05 PM CDT Att: 15,546 - Dome - 72 F				
Juan Encarnacion, R OBP: 0.331, SLG: 0.553	1B		G5-4-3		L8		G4-3			4	0	1	0	0	0	2					
Sean Casey, L OBP: 0.391, SLG: 0.381	F8			F7	F7			G1-3		4	0	0	0	0	0	1					
Austin Kearns, R OBP: 0.505, SLG: 0.639	K			G6-3				K		3	0	0	0	1	2	1					
Adam Dunn, L OBP: 0.422, SLG: 0.512		G4-3		E				K		4	1	1	0	0	2	1					
Aaron Boone, R OBP: 0.291, SLG: 0.314	F8			E	1B BB		F9		G4-3 S BB	2	1	0	0	2	0	0					
Todd Walker, L OBP: 0.284, SLG: 0.286	G6-3			E6	1B 2B		F8		G4-3	4	1	0	0	0	0	2					
Corky Miller, R OBP: 0.422, SLG: 0.700			SH1-4 2B	2B	1B		K		G6-3	4	1	2	1	0	1	1					
Jose Acevedo, R OBP: 0.286, SLG: 0.333			SH1-4						G4-3	1	0	1	2	0	0	0					
Gabe White, L Scott Williamson, R Wilton Guerrero, S Danny Graves, R				1H 2H	2B					0	0	0	0	0	0	0					
Inning Stats	R: 0 E: 0 K: 1 S: 14	H: 1 LOB: 1 BB: 0 P: 18	R: 0 E: 0 K: 0 S: 5	H: 0 LOB: 0 BB: 0 P: 9	R: 0 E: 0 K: 0 S: 6	H: 1 LOB: 1 BB: 1 P: 12	R: 4 E: 0 K: 0 S: 16	H: 3 LOB: 1 BB: 1 P: 29	R: 0 E: 0 K: 1 S: 7	H: 0 LOB: 0 BB: 0 P: 11	R: 0 E: 0 K: 1 S: 9	H: 0 LOB: 0 BB: 0 P: 12	R: 0 E: 0 K: 2 S: 7	H: 0 LOB: 0 BB: 0 P: 12	R: 0 E: 0 K: 0 S: 8	H: 0 LOB: 1 BB: 1 P: 13	1B: 2 2B: 2 3B: 1 HR: 0	SF: 0 SAC: 1 DP: 1 HBP: 0	WP: 0 PB: 0 SB: 1 CS: 0	PA: 36	
PITCHER	IP	WLS	BF	H	R	ER	SO	BB	IBB	HBP	BLK	WP	HR	S	P	ERA	WHIP				
Ruben Quevedo, R ERA: 4.46	7.0	L	29	5	4	0	4	3	0	0	0	0	0	66	103	0.00	1.143				
Ray King, L ERA: 6.35	1.0		3	0	0	0	2	0	0	0	0	0	0	7	12	0.00	0.000				
Mike DeJean, R ERA: 2.75	1.0		4	0	0	0	0	1	0	0	0	0	0	8	13	0.00	1.000				


AB	31
R	4
H	5
RBI	3
BB	4
SO	6
LOB	10



Batter	1	2	3	4	5	6	7	8	9	AB	R	H	RBI	BB	SO	LOB	BOTTOM				
Alex Sanchez, L OBP: 0.320, SLG: 0.304	E3 2B						PO 1B			2	0	2	0	2	0	0	Cincinnati Reds @ Milwaukee Brewers Miller Park, Milwaukee, WI Tue May 14 2002, 7:05 PM CDT Att: 15,546 - Dome - 72 F				
Eric Young Sr., R OBP: 0.271, SLG: 0.225	E3 1B	P4			F9		PO	WP S CS BB		3	1	0	0	1	0	3					
Jeffrey Hammonds, R OBP: 0.491, SLG: 0.594	2H 1B		L5					F9		3	0	1	1	0	0	1					
Richie Sexson, R OBP: 0.310, SLG: 0.562	F7		F8		G4-3			F9		4	0	0	0	0	0	4					
Geoff Jenkins, L OBP: 0.327, SLG: 0.406	G3		F7			G4-3		K		4	0	0	0	0	1	2					
Tyler Houston, L OBP: 0.292, SLG: 0.326										2	0	0	0	0	0	0					
Ronnie Belliard, R OBP: 0.322, SLG: 0.309				G5-3		G6-3		CS		2	0	0	0	0	0	0					
José Hernández, R OBP: 0.354, SLG: 0.562				K					G4-3	4	1	1	0	0	2	0					
Paul Bako, L OBP: 0.357, SLG: 0.373										2	1	1	2	0	0	0					
Mark Loretta, R OBP: 0.239, SLG: 0.200										1	0	0	0	0	0	0					
Raul Casanova, S OBP: 0.268, SLG: 0.233										1	0	0	0	0	0	0					
Ruben Quevedo, R Alex Ochoa, R Ray King, L Mike DeJean, R										0	0	0	0	0	0	0					
Inning Stats	R: 1 E: 1 K: 0 S: 9	H: 2 LOB: 1 BB: 0 P: 15	R: 2 E: 0 K: 1 S: 15	H: 2 LOB: 1 BB: 1 P: 28	R: 0 E: 0 K: 0 S: 4	H: 0 LOB: 0 BB: 0 P: 8	R: 0 E: 0 K: 1 S: 8	H: 0 LOB: 0 BB: 0 P: 14	R: 0 E: 0 K: 1 S: 8	H: 0 LOB: 0 BB: 0 P: 14	R: 0 E: 0 K: 0 S: 8	H: 1 LOB: 0 BB: 0 P: 14	R: 0 E: 0 K: 1 S: 13	H: 0 LOB: 1 BB: 1 P: 23	R: 0 E: 0 K: 1 S: 9	H: 0 LOB: 0 BB: 0 P: 13	1B: 3 2B: 1 3B: 0 HR: 1	SF: 0 SAC: 0 DP: 0 HBP: 1	WP: 1 PB: 0 SB: 2 CS: 1	PA: 37	
PITCHER	IP	WLS	BF	H	R	ER	SO	BB	IBB	HBP	BLK	WP	HR	S	P	ERA	WHIP				
Jose Acevedo, R ERA: 6.52	5.0	W	22	4	3	2	3	2	0	1	0	0	0	16	28	0.00	0.600				
Gabe White, L ERA: 2.22	1.2	H	6	1	0	0	1	0	0	0	0	0	0	13	23	0.00	0.750				
Scott Williamson, R ERA: 3.21	1.1	H	4	0	0	0	1	1	0	0	0	0	0	9	13	0.00	0.000				
Danny Graves, R ERA: 2.92	1.0	S	3	0	0	0	1	0	0	0	0	0	0	9	13	0.00	0.000				



Batter	1	2	3	4	5	6	7	8	9	10	11	AB R H RBI BB SO LOB	TOP										
Barry Larkin, R OBP: 0.307, SLG: 0.341 (1, 6)	F9		FC5-4 BB			F8		FC6-4 BB		K		3 0 0 0 2 1 1	Cincinnati Reds @ Milwaukee Brewers Miller Park, Milwaukee, WI Thu May 16 2002, 12:05 PM CDT Att. 18,456 - Dome - 72 F livebaseballscorecards.com AB 34 R 2 H 5 RBI 2 BB 6 SO 10 LOB 11 										
Juan Encarnacion, R OBP: 0.329, SLG: 0.513 Reggie Taylor, L OBP: 0.254, SLG: 0.386 (8, 8)	K		FC5-4			K		FC6-4			F7	3 0 0 0 0 2 2 2 0 0 0 0 0 1											
Sean Casey, L OBP: 0.399, SLG: 0.413 (1, 3)			G3			P6					L7	5 1 2 1 0 0 2											
Austin Kearns, R OBP: 0.524, SLG: 0.658 (1, 9)	K					G5-3		SH5-3 BB			K	4 1 1 0 1 2 1											
Adam Dunn, L OBP: 0.417, SLG: 0.500 (1, 7)			K			G6-3		SH5-3			G3	3 0 0 0 1 1 0											
Aaron Boone, R OBP: 0.292, SLG: 0.299 (1, 5)			K			F9					G3	3 0 0 0 2 2 1											
Todd Walker, L OBP: 0.297, SLG: 0.329 (1, 4)			G4-3								FC1-4-6	5 0 1 1 0 2 2											
Corky Miller, R OBP: 0.429, SLG: 0.674 Jason LaRue, R OBP: 0.304, SLG: 0.283 (10, PR)			FC5-4 SH1-4 1B			L9		F8			FC3-6 HBP	3 0 1 0 0 0 0 0 0 0 0 0 0 0											
Chris Reitsma, R Wilton Guerrero, S Scott Williamson, R Brady Clark, R Gabe White, L Danny Graves, R (1, 1) (8, PH) (8, 1) (9, PH) (10, 1) (11, 1)			SH1-4			G5-3		G1-3			FC3-6 CS	1 0 0 0 0 0 0 1 0 0 0 0 0 0 0 0 0 0 0 0 0 1 0 0 0 0 0 1 0 0 0 0 0 0 0 0 0 0 0 0 0 0											
Inning Stats	R: 0 E: 0 K: 2 S: 9	H: 1 LOB: 1 BB: 0 P: 16	R: 0 E: 0 K: 2 S: 10	H: 0 LOB: 0 BB: 0 P: 13	R: 0 E: 0 K: 0 S: 10	H: 1 LOB: 2 BB: 1 P: 16	R: 0 E: 0 K: 0 S: 6	H: 0 LOB: 0 BB: 0 P: 12	R: 0 E: 0 K: 1 S: 6	H: 0 LOB: 0 BB: 0 P: 8	R: 0 E: 0 K: 0 S: 9	H: 0 LOB: 1 BB: 1 P: 16		R: 1 E: 0 K: 1 S: 11	H: 1 LOB: 1 BB: 1 P: 18	R: 0 E: 0 K: 1 S: 6	H: 0 LOB: 1 BB: 0 P: 8	R: 1 E: 0 K: 0 S: 4	H: 2 LOB: 2 BB: 2 P: 16	1B: 3 2B: 1 3B: 0 HR: 1	SF: 0 SAC: 2 DP: 0 HBP: 1	WP: 0 PB: 0 SB: 0 CS: 1	PA: 43
15 Ben Sheets, R ERA: 4.01 Ray King, L ERA: 5.54 Mike DeJean, R ERA: 2.91	IP 8.1	WLS 3	BF 31	H 3	R 1	ER 1	SO 9	BB 3	IBB 0	HBP 0	BLK 0	WP 0		HR 1	S 77	P 119	ERA 1.08	WHIP 0.720					

Batter	1	2	3	4	5	6	7	8	9	10	11	AB R H RBI BB SO LOB	BOTTOM										
Alex Sanchez, L OBP: 0.318, SLG: 0.297 (1, 8)	F7		G3-1			G4-3		B5-4-6				5 0 0 0 0 1 2	Cincinnati Reds @ Milwaukee Brewers Miller Park, Milwaukee, WI Thu May 16 2002, 12:05 PM CDT Att. 18,456 - Dome - 72 F livebaseballscorecards.com AB 36 R 1 H 6 RBI 1 BB 4 SO 4 LOB 11 										
Eric Young Sr., R OBP: 0.266, SLG: 0.227 (1, 4)	FC6-4 1B		F8			G6-3		G2-3			B1-3	5 0 1 0 0 0 0											
Jeffrey Hammonds, R OBP: 0.364, SLG: 0.471 (1, 9)	FC6-4		F8			G5-3		L8			G1-3	5 0 0 0 0 0 1											
Richie Sexson, R OBP: 0.299, SLG: 0.539 Lenny Harris, L OBP: 0.212, SLG: 0.161 (1, 3) (5, 3)	G5-3					E3		WP 1B			G1-3	2 0 0 0 0 1 1 3 0 1 0 0 0 0											
Tyler Houston, L OBP: 0.279, SLG: 0.309 Mike DeJean, R (10, 1)			G4-3					F7			K	4 0 0 0 0 2 2 0 0 0 0 0 0 0											
Alex Ochoa, R OBP: 0.354, SLG: 0.471 (1, 7)						G6-3 15 2B		G5-3			FC6-4 IBB	2 1 1 0 2 0 0											
José Hernández, R OBP: 0.361, SLG: 0.551 (1, 6)						G6-3		G1-6-3 BB			FC6-4	3 0 1 0 1 0 3											
Raul Casanova, S OBP: 0.273, SLG: 0.230 Paul Bako, L OBP: 0.387, SLG: 0.400 (1, 2) (6, 2)			FC4					G1-6-3			F8	1 0 0 0 1 0 1 2 0 0 0 0 0 1											
15 Ben Sheets, R ERA: 2.85 Scott Williamson, R ERA: 2.81 Gabe White, L ERA: 2.13 Danny Graves, R ERA: 2.7 (1, 1) (8, 1) (10, 1) (11, 1)						B1-3					G5-3	3 0 2 1 0 0 0 0 0 0 0 0 0 0 1 0 0 0 0 0 0											
Inning Stats	R: 0 E: 0 K: 0 S: 7	H: 1 LOB: 1 BB: 0 P: 11	R: 0 E: 0 K: 0 S: 7	H: 1 LOB: 1 BB: 1 P: 14	R: 0 E: 0 K: 0 S: 5	H: 0 LOB: 0 BB: 0 P: 7	R: 0 E: 0 K: 2 S: 8	H: 0 LOB: 0 BB: 0 P: 13	R: 1 E: 1 K: 0 S: 7	H: 0 LOB: 1 BB: 1 P: 11	R: 0 E: 0 K: 0 S: 5	H: 0 LOB: 0 BB: 0 P: 5		R: 0 E: 0 K: 1 S: 11	H: 1 LOB: 2 BB: 1 P: 23	R: 0 E: 0 K: 1 S: 9	H: 0 LOB: 0 BB: 0 P: 15	R: 0 E: 0 K: 0 S: 6	H: 0 LOB: 0 BB: 0 P: 7	1B: 4 2B: 2 3B: 0 HR: 0	SF: 0 SAC: 0 DP: 2 HBP: 0	WP: 1 PB: 0 SB: 0 CS: 0	PA: 40
PITCHER	IP 7.0	WLS 8	BF 26	H 4	R 1	ER 1	SO 2	BB 2	IBB 1	HBP 0	BLK 0	WP 0		HR 0	S 48	P 85	ERA 1.29	WHIP 0.857					

Batter	1	2	3	4	5	6	7	8	9	AB	R	H	RBI	BB	SO	LOB	TOP				
Barry Larkin, R OBP: 0.299, SLG: 0.331 (1, 6)	P4		G5-3			G6-3		F9		4	0	0	0	0	0	1	Cincinnati Reds @ St. Louis Cardinals Busch Stadium, St. Louis, MO Fri May 17 2002, 7:10 PM CDT Att: 36,103 - Cloudy - 47 F				
Juan Encarnacion, R OBP: 0.324, SLG: 0.503 (1, 8)	F3			G4-3			FC6 BB	K		3	0	0	0	1	1	0					
Sean Casey, L OBP: 0.388, SLG: 0.400 (1, 3)	K			F7		FC6 1-2		G6-3		4	0	0	0	0	1	2					
Austin Kearns, R OBP: 0.523, SLG: 0.659 (1, 9)		L8-4 BB BB		G1-3			SH1-4 HBP 2B		G5-3		3	1	1	0	1	0					
Adam Dunn, L OBP: 0.419, SLG: 0.492 (1, 7)		4-0 BB			P6		HBP SH1-4 BB	F9		2	0	0	0	2	0	0					
Aaron Boone, R OBP: 0.287, SLG: 0.293 (1, 5)	K				L3		SH1-4	P4		3	0	0	0	0	1	2					
Todd Walker, L OBP: 0.298, SLG: 0.324 (1, 4)		L8-4 2-3			G3		HBP IBB			2	0	0	0	1	0	2					
Jason LaRue, R OBP: 0.314, SLG: 0.287 (1, 2)			F8			G6-3 SH3-4 1B	G4-6-3 HBP			2	0	1	1	0	0	0					
Elmer Dessens, R OBP: 0.313, SLG: 0.214 Brady Clark, R OBP: 0.242, SLG: 0.172 Scott Sullivan, R OBP: 0.287, SLG: 0.293 Luis Pineda, R OBP: 0.314, SLG: 0.287 (1, 1)			G4-3			SH3-4 1-2	G4-6-3 2-3 3-H 2-0			1	0	0	0	0	0	0					
										1	0	0	0	0	0	3					
										0	0	0	0	0	0	0					
										0	0	0	0	0	0	0					
Inning Stats	R: 0 E: 0 K: 1 S: 9	H: 0 LOB: 0 BB: 0 P: 13	R: 0 E: 0 K: 1 S: 14	H: 0 LOB: 1 BB: 2 P: 28	R: 0 E: 0 K: 0 S: 9	H: 0 LOB: 0 BB: 0 P: 12	R: 0 E: 0 K: 0 S: 5	H: 0 LOB: 0 BB: 0 P: 7	R: 0 E: 0 K: 0 S: 9	H: 1 LOB: 2 BB: 1 P: 16	R: 1 E: 0 K: 0 S: 5	H: 1 LOB: 2 BB: 2 P: 18	R: 0 E: 0 K: 1 S: 6	H: 0 LOB: 0 BB: 0 P: 8	R: 0 E: 0 K: 0 S: 4	H: 0 LOB: 0 BB: 0 P: 6	1B: 1 2B: 2 3B: 0 HR: 0	SF: 0 SAC: 2 DP: 2 HBP: 1	WP: 0 PB: 0 SB: 0 CS: 0	PA: 33	
PITCHER	IP WLS BF H R ER SO BB IBB HBP BLK WP HR S P ERA WHIP	IP WLS BF H R ER SO BB IBB HBP BLK WP HR S P ERA WHIP	IP WLS BF H R ER SO BB IBB HBP BLK WP HR S P ERA WHIP	IP WLS BF H R ER SO BB IBB HBP BLK WP HR S P ERA WHIP	IP WLS BF H R ER SO BB IBB HBP BLK WP HR S P ERA WHIP	IP WLS BF H R ER SO BB IBB HBP BLK WP HR S P ERA WHIP	IP WLS BF H R ER SO BB IBB HBP BLK WP HR S P ERA WHIP	IP WLS BF H R ER SO BB IBB HBP BLK WP HR S P ERA WHIP	IP WLS BF H R ER SO BB IBB HBP BLK WP HR S P ERA WHIP	IP WLS BF H R ER SO BB IBB HBP BLK WP HR S P ERA WHIP	IP WLS BF H R ER SO BB IBB HBP BLK WP HR S P ERA WHIP	IP WLS BF H R ER SO BB IBB HBP BLK WP HR S P ERA WHIP	IP WLS BF H R ER SO BB IBB HBP BLK WP HR S P ERA WHIP	IP WLS BF H R ER SO BB IBB HBP BLK WP HR S P ERA WHIP	IP WLS BF H R ER SO BB IBB HBP BLK WP HR S P ERA WHIP	IP WLS BF H R ER SO BB IBB HBP BLK WP HR S P ERA WHIP	IP WLS BF H R ER SO BB IBB HBP BLK WP HR S P ERA WHIP	IP WLS BF H R ER SO BB IBB HBP BLK WP HR S P ERA WHIP	IP WLS BF H R ER SO BB IBB HBP BLK WP HR S P ERA WHIP	IP WLS BF H R ER SO BB IBB HBP BLK WP HR S P ERA WHIP	IP WLS BF H R ER SO BB IBB HBP BLK WP HR S P ERA WHIP

AB	25
R	1
H	2
RBI	1
BB	5
SO	3
LOB	10



Batter	1	2	3	4	5	6	7	8	9	AB	R	H	RBI	BB	SO	LOB	BOTTOM			
Fernando Vina, L OBP: 0.366, SLG: 0.413 (1, 4)	G6-4-3 1B						SF9			1	0	1	1	1	0	0	Cincinnati Reds @ St. Louis Cardinals Busch Stadium, St. Louis, MO Fri May 17 2002, 7:10 PM CDT Att: 36,103 - Cloudy - 47 F			
J.D. Drew, L OBP: 0.355, SLG: 0.484 (1, 9)	L7		L4		F9		F8			4	0	0	0	0	5					
5 Albert Pujols, R OBP: 0.398, SLG: 0.503 (6, 7)	G6-4-3 1-2			15 2B		HR		G6-3		4	1	2	1	0	1					
15 Jim Edmonds, L OBP: 0.481, SLG: 0.653 (1, 8)		F9 1B		F9 2-3		L9		2B SF9 BB		3	1	1	0	1	1					
Tino Martinez, L OBP: 0.329, SLG: 0.318 (1, 3)	K			G5-4-3 BB		F9		SF9 2B		3	0	1	0	1	1					
Edgar Renteria, R OBP: 0.346, SLG: 0.397 (1, 6)	F9			G5-4-3 1-2		CS 1B		IBB		3	0	1	0	1	3					
Kerry Robinson, L OBP: 0.339, SLG: 0.418 Gene Stechschulte, R OBP: 0.297, SLG: 0.424 44 Jason Istringhausen, R OBP: 0.297, SLG: 0.424 (1, 7)					K	SAFE	CS	SF9 1B		3	1	1	0	0	2					
Miguel Cairo, R OBP: 0.297, SLG: 0.424 44 Jason Istringhausen, R OBP: 0.297, SLG: 0.424 (8, PH)								SF9 1B		0	0	0	1	0	0					
44 Jason Istringhausen, R OBP: 0.297, SLG: 0.424 (8, PH)								SF9 1B		0	0	0	1	0	0					
44 Jason Istringhausen, R OBP: 0.297, SLG: 0.424 (8, PH)								SF9 1B		0	0	0	1	0	0					
Mike Matheny, R OBP: 0.312, SLG: 0.410 (1, 2)			G6-3		G6-3		K	G5-3		4	0	0	0	1	3					
Darryl Kile, R OBP: 0.299, SLG: 0.303 (7, PH)			G4-3		E6 HBP					2	0	0	0	0	0					
										1	0	1	0	0	0					
Inning Stats	R: 0 E: 0 K: 0 S: 7	H: 1 LOB: 0 BB: 0 P: 12	R: 0 E: 0 K: 2 S: 10	H: 1 LOB: 1 BB: 0 P: 14	R: 0 E: 0 K: 0 S: 10	H: 0 LOB: 1 BB: 1 P: 21	R: 0 E: 1 K: 0 S: 8	H: 1 LOB: 1 BB: 1 P: 16	R: 0 E: 1 K: 1 S: 11	H: 0 LOB: 2 BB: 0 P: 21	R: 1 E: 0 K: 0 S: 6	H: 2 LOB: 0 BB: 0 P: 8	R: 1 E: 0 K: 1 S: 14	H: 2 LOB: 1 BB: 0 P: 18	R: 1 E: 0 K: 0 S: 12	H: 1 LOB: 2 BB: 2 P: 23	1B: 5 2B: 2 3B: 0 HR: 1	SF: 2 SAC: 0 DP: 2 HBP: 1	WP: 0 PB: 0 SB: 1 CS: 1	PA: 36
PITCHER	IP WLS BF H R ER SO BB IBB HBP BLK WP HR S P ERA WHIP	IP WLS BF H R ER SO BB IBB HBP BLK WP HR S P ERA WHIP	IP WLS BF H R ER SO BB IBB HBP BLK WP HR S P ERA WHIP	IP WLS BF H R ER SO BB IBB HBP BLK WP HR S P ERA WHIP	IP WLS BF H R ER SO BB IBB HBP BLK WP HR S P ERA WHIP	IP WLS BF H R ER SO BB IBB HBP BLK WP HR S P ERA WHIP	IP WLS BF H R ER SO BB IBB HBP BLK WP HR S P ERA WHIP	IP WLS BF H R ER SO BB IBB HBP BLK WP HR S P ERA WHIP	IP WLS BF H R ER SO BB IBB HBP BLK WP HR S P ERA WHIP	IP WLS BF H R ER SO BB IBB HBP BLK WP HR S P ERA WHIP	IP WLS BF H R ER SO BB IBB HBP BLK WP HR S P ERA WHIP	IP WLS BF H R ER SO BB IBB HBP BLK WP HR S P ERA WHIP	IP WLS BF H R ER SO BB IBB HBP BLK WP HR S P ERA WHIP	IP WLS BF H R ER SO BB IBB HBP BLK WP HR S P ERA WHIP	IP WLS BF H R ER SO BB IBB HBP BLK WP HR S P ERA WHIP	IP WLS BF H R ER SO BB IBB HBP BLK WP HR S P ERA WHIP	IP WLS BF H R ER SO BB IBB HBP BLK WP HR S P ERA WHIP	IP WLS BF H R ER SO BB IBB HBP BLK WP HR S P ERA WHIP	IP WLS BF H R ER SO BB IBB HBP BLK WP HR S P ERA WHIP	IP WLS BF H R ER SO BB IBB HBP BLK WP HR S P ERA WHIP

AB	28
R	3
H	8
RBI	3
BB	4
SO	4
LOB	15



Batter	1	2	3	4	5	6	7	8	9	AB	R	H	RBI	BB	SO	LOB	TOP			
Barry Larkin, R OBP: 0.294, SLG: 0.345	1-2 HR	0-1 G4-3			3-1 1B		1-3 K			4	1	2	1	0	1	2	Cincinnati Reds @ St. Louis Cardinals Busch Stadium, St. Louis, MO Sun May 19 2002, 1:10 PM CDT Att: 42,992 - Cloudy - 68 F			
Adam Dunn, L OBP: 0.432, SLG: 0.500	4-2 BB		2-0 2B		0-0 F8		2-1 1B			3	0	2	0	1	0	1				
Sean Casey, L OBP: 0.379, SLG: 0.388	1-1 G4-1		1-3 K		0-0 G4-6-3		1-1 F5			4	0	0	0	0	1	4				
Juan Encarnacion, R OBP: 0.331, SLG: 0.518	2-3 K		1-3 K		1-0 1B		0-0 G4-6-3			4	0	1	0	0	2	3				
Todd Walker, L OBP: 0.308, SLG: 0.333	2-0 G1-3		3-1 F8		2-3 K		3-2 1B			4	0	1	0	0	1	3				
Aaron Boone, R OBP: 0.288, SLG: 0.290		4-1 SH3-4 BB		0-3 K		0-1 G6-3		2-3 K		3	0	0	0	1	2	2				
Corky Miller, R OBP: 0.404, SLG: 0.600		4-2 SH3-4 BB		1-2 F7		2-1 P4		2-1 G6-3		3	0	0	0	1	0	2				
Reggie Taylor, L OBP: 0.258, SLG: 0.400		2-2 F9		2-0 2B		1-2 G4-3				3	0	1	0	0	0	2				
Jose Acevedo, R OBP: 0.250, SLG: 0.286		0-0 SH3-4		0-3 K		0-0 P6				1	0	0	0	0	1	1				
Luis Pineda, R (5, 1)										0	0	0	0	0	0	0				
Wilton Guerrero, S OBP: 0.291, SLG: 0.245										1	0	0	0	0	0	0				
Scott Sullivan, R (7, 1)										0	0	0	0	0	0	0				
Jim Brower, R (8, 1)										0	0	0	0	0	0	0				
Inning Stats	R: 1 E: 0 K: 1 S: 15	H: 1 LOB: 1 BB: 1 P: 25	R: 0 E: 0 K: 0 S: 9	H: 0 LOB: 2 BB: 2 P: 19	R: 0 E: 0 K: 2 S: 9	H: 1 LOB: 1 BB: 0 P: 16	R: 0 E: 0 K: 1 S: 12	H: 1 LOB: 1 BB: 0 P: 15	R: 0 E: 0 K: 0 S: 4	H: 1 LOB: 1 BB: 0 P: 7	R: 0 E: 0 K: 1 S: 8	H: 0 LOB: 0 BB: 0 P: 9	R: 0 E: 0 K: 0 S: 5	H: 1 LOB: 0 BB: 0 P: 8	R: 0 E: 0 K: 1 S: 10	H: 1 LOB: 0 BB: 0 P: 17	1B: 4 2B: 2 3B: 0 HR: 1	SF: 0 SAC: 1 DP: 3 HBP: 0	WP: 0 PB: 0 SB: 0 CS: 0	PA: 34
PITCHER	IP WLS BF H R ER SO BB IBB HBP BLK WP HR S P ERA WHIP																			
Garrett Stephenson, R ERA: 4.91	5.0 W 21 4 1 1 5 3 0 0 0 0 0 1 49 82 1.80 1.400																			
Gene Stechschulte, R ERA: 3.15	1.0 4 1 0 0 1 0 0 0 0 0 0 0 8 13 0.00 1.000																			
Mike Timlin, R ERA: 2.95	1.0 3 0 0 0 1 0 0 0 0 0 0 0 7 9 0.00 0.000																			
Mike Matthews, L ERA: 2.35	1.0 3 1 0 0 0 0 0 0 0 0 0 0 5 8 0.00 1.000																			
Dave Veres, R ERA: 2.58	1.0 3 1 0 0 1 0 0 0 0 0 0 0 10 17 0.00 1.000																			

AB	30
R	1
H	7
RBI	1
BB	3
SO	8
LOB	20



Batter	1	2	3	4	5	6	7	8	9	AB	R	H	RBI	BB	SO	LOB	BOTTOM			
Fernando Vina, L OBP: 0.359, SLG: 0.400	0-0 F8		0-2 L7	0-1 G3-1		0-1 G4-3		1-1 5 1B HBP		4	0	0	0	0	0	1	Cincinnati Reds @ St. Louis Cardinals Busch Stadium, St. Louis, MO Sun May 19 2002, 1:10 PM CDT Att: 42,992 - Cloudy - 68 F			
J.D. Drew, L OBP: 0.358, SLG: 0.469	1-1 G4-3		4-0 BB		4-2 5 1B BB		3-2 5 HBP 1B	1-1 F8		3	2	1	0	2	0	1				
5 Albert Pujols, R OBP: 0.395, SLG: 0.490	2-2 F2		3-1 F9		2-2 P6		1-1 HR HBP	2-2 1B		4	1	1	0	0	0	3				
15 Jim Edmonds, L OBP: 0.472, SLG: 0.631		0-2 FC6 1B		3-2 1B HBP FC6-4 1B	1-2 1B FC3-2 1B		1-3 K	1-3 K		5	1	3	1	0	2	4				
Tino Martinez, L OBP: 0.335, SLG: 0.364		3-2 F9		3-1 FC6-4 1B HR HBP	3-2 FC3-2 1B		0-1 K	0-1 G1-3		4	2	2	3	0	0	3				
Edgar Renteria, R OBP: 0.341, SLG: 0.396		1-0 F7		0-0 FC6-4 1B	1-2 FC3-2 1B		1-3 K			4	0	1	0	0	1	3				
Kerry Robinson, L OBP: 0.333, SLG: 0.392		0-1 FC6		2-2 FC6-4	0-0 FC6-4		2-2 G6-3			3	1	0	1	0	0	5				
Gene Stechschulte, R ERA: 2.37										0	0	0	0	0	0	0				
Mike Timlin, R ERA: 2.95										1	0	0	0	0	0	0				
Eduardo Perez, R OBP: 0.260, SLG: 0.389										0	0	0	0	0	0	0				
Mike Matthews, L ERA: 2.35										0	0	0	0	0	0	0				
Dave Veres, R ERA: 2.58										0	0	0	0	0	0	0				
Eli Marrero, R OBP: 0.337, SLG: 0.409			4-0 SH2-4 BB		2-2 G4-3		4-2 HR BB			2	2	1	3	2	0	0				
Garrett Stephenson, R ERA: 7.23			0-0 SH2-4		2-0 F9		3-2 HR			1	0	0	0	0	1	0				
Placido Polanco, R OBP: 0.256, SLG: 0.323				1-2 K						2	1	1	2	0	0	0				
Inning Stats	R: 0 E: 0 K: 0 S: 6	H: 0 LOB: 0 BB: 0 P: 9	R: 0 E: 0 K: 0 S: 9	H: 1 LOB: 1 BB: 0 P: 13	R: 0 E: 0 K: 0 S: 8	H: 0 LOB: 2 BB: 2 P: 19	R: 4 E: 0 K: 1 S: 17	H: 3 LOB: 0 BB: 0 P: 27	R: 1 E: 0 K: 0 S: 19	H: 2 LOB: 2 BB: 1 P: 32	R: 0 E: 0 K: 0 S: 6	H: 0 LOB: 0 BB: 0 P: 10	R: 3 E: 0 K: 2 S: 15	H: 2 LOB: 0 BB: 0 P: 23	R: 2 E: 0 K: 1 S: 18	H: 2 LOB: 2 BB: 1 P: 30	1B: 7 2B: 0 3B: 0 HR: 3	SF: 0 SAC: 1 DP: 0 HBP: 3	WP: 0 PB: 0 SB: 1 CS: 0	PA: 41
PITCHER	IP WLS BF H R ER SO BB IBB HBP BLK WP HR S P ERA WHIP																			
Jose Acevedo, R ERA: 7.23	4.1 L 23 6 5 5 1 3 0 0 0 0 0 0 10 17 0.00 0.000																			
Luis Pineda, R ERA: 2.37	1.2 5 0 0 0 0 0 0 0 0 0 0 0 10 17 0.00 0.000																			
Scott Sullivan, R ERA: 4.13	1.1 10 3 5 5 2 1 0 2 0 0 2 23 40 33.75 3.000																			
Jim Brower, R ERA: 3.9	0.2 3 1 0 0 1 0 0 0 0 0 0 0 10 13 0.00 1.500																			

AB	33
R	10
H	10
RBI	10
BB	4
SO	4
LOB	20



Batter	1	2	3	4	5	6	7	8	9	AB	R	H	RBI	BB	SO	LOB	TOP										
Luis Castillo, S OBP: 0.369, SLG: 0.352 (1, 4)										5	0	1	1	0	1	0	Florida Marlins @ Cincinnati Reds Cinergy Field, Cincinnati, OH Tue May 21 2002, 7:10 PM EDT Att: 16,841 - Cloudy - 55 F										
Eric Owens, R OBP: 0.355, SLG: 0.439 (1, 7)	K2-3		L8						G4-3	4	0	0	0	1	1	2											
Preston Wilson, R OBP: 0.345, SLG: 0.429 (1, 8)	G2-3								G1-3	4	0	1	0	0	0	1											
Cliff Floyd, L OBP: 0.443, SLG: 0.644 (1, 9)		F2								3	0	2	0	1	0	0											
Mike Lowell, R OBP: 0.391, SLG: 0.568 (1, 5)	P6									4	0	1	0	0	1	3											
Derrek Lee, R OBP: 0.338, SLG: 0.494 (1, 3)	G6-3									3	0	1	0	0	0	1											
Charles Johnson, R OBP: 0.279, SLG: 0.338 (1, 2)										4	1	1	0	0	1	7											
Andy Fox, L OBP: 0.333, SLG: 0.333 (1, 6)										4	0	0	0	0	1	4											
A.J. Burnett, R ERA: 3.5 (6, 1)										2	0	0	0	0	0	1											
Hansel Irujo, R ERA: 0.95 (6, 1)										0	0	0	0	0	0	0											
Marty Malloy, L ERA: 4.58 (7, 1)										1	0	0	0	0	0	0											
Armando Almanza, L ERA: 4.32 (8, 1)										0	0	0	0	0	0	0											
Vic Darenbourg, L ERA: 4.32 (8, 1)										0	0	0	0	0	0	0											
Tim Raines, S OBP: 0.404, SLG: 0.320 (8, 1)										1	0	0	0	0	0	0											
Inning Stats	R: 0 E: 0 K: 2 S: 8	H: 0 LOB: 0 BB: 0 P: 13	R: 0 E: 0 K: 0 S: 8	H: 0 LOB: 0 BB: 0 P: 10	R: 1 E: 0 K: 1 S: 14	H: 2 LOB: 1 BB: 0 P: 18	R: 0 E: 0 K: 3 S: 17	H: 2 LOB: 3 BB: 1 P: 25	R: 0 E: 0 K: 0 S: 11	H: 0 LOB: 1 BB: 1 P: 17	R: 0 E: 0 K: 0 S: 5	H: 1 LOB: 1 BB: 0 P: 8	R: 0 E: 0 K: 0 S: 5	H: 0 LOB: 0 BB: 0 P: 7	R: 0 E: 0 K: 0 S: 14	H: 2 LOB: 3 BB: 0 P: 20	R: 0 E: 1 K: 0 S: 10	H: 0 LOB: 1 BB: 0 P: 16	1B: 6 2B: 1 3B: 0 HR: 0	SF: 0 SAC: 0 DP: 0 HBP: 1	WP: 0 PA: 38 CS: 0						
PITCHER	IP	WLS	BF	H	R	ER	SO	BB	IBB	HBP	BLK	WP	HR	S	P	ERA	WHIP										
Chris Reitsma, R ERA: 2.59 (1, 1)	7.2	W	33	7	1	1	6	2	0	1	0	0	0	80	115	1.17	1.174										
Danny Graves, R ERA: 2.57 (8, 1)	1.1	S	5	0	0	0	0	0	0	0	0	0	0	12	19	0.00	0.000										

AB	35
R	1
H	7
RBI	1
BB	2
SO	6
LOB	19



Batter	1	2	3	4	5	6	7	8	9	AB	R	H	RBI	BB	SO	LOB	BOTTOM										
Barry Larkin, R OBP: 0.298, SLG: 0.338 (1, 6)	E6									2	1	0	1	2	0	0	Florida Marlins @ Cincinnati Reds Cinergy Field, Cincinnati, OH Tue May 21 2002, 7:10 PM EDT Att: 16,841 - Cloudy - 55 F										
Juan Encarnacion, R OBP: 0.326, SLG: 0.503 (1, 8)	F9									4	1	1	0	0	0	4											
Sean Casey, L OBP: 0.376, SLG: 0.385 (1, 3)	K									4	1	1	1	0	2	1											
Adam Dunn, L OBP: 0.432, SLG: 0.482 (1, 7)	P5									2	1	0	0	2	0	1											
Austin Kearns, R OBP: 0.496, SLG: 0.628 (1, 9)										4	1	1	4	0	1	1											
Todd Walker, L OBP: 0.313, SLG: 0.344 (1, 4)										4	1	2	0	0	1	0											
Aaron Boone, R OBP: 0.285, SLG: 0.282 (1, 5)										4	0	0	0	0	1	2											
Corky Miller, R OBP: 0.410, SLG: 0.604 (1, 2)										3	0	1	0	1	0	0											
Chris Reitsma, R ERA: 3.5 (1, 1)										2	0	0	0	1	2	0											
Danny Graves, R ERA: 2.57 (8, 1)										1	0	0	0	0	0	1											
Inning Stats	R: 0 E: 1 K: 1 S: 9	H: 0 LOB: 1 BB: 0 P: 11	R: 1 E: 0 K: 1 S: 18	H: 1 LOB: 3 BB: 3 P: 38	R: 0 E: 0 K: 0 S: 7	H: 0 LOB: 0 BB: 0 P: 12	R: 0 E: 0 K: 0 S: 5	H: 1 LOB: 0 BB: 0 P: 8	R: 5 E: 0 K: 2 S: 19	H: 3 LOB: 0 BB: 2 P: 33	R: 0 E: 0 K: 1 S: 7	H: 0 LOB: 0 BB: 0 P: 9	R: 0 E: 0 K: 2 S: 14	H: 0 LOB: 1 BB: 1 P: 25	R: 0 E: 0 K: 0 S: 14	H: 1 LOB: 1 BB: 0 P: 25	1B: 3 2B: 2 3B: 0 HR: 1	SF: 0 SAC: 0 DP: 1 HBP: 0	WP: 1 PA: 36 CS: 0								
PITCHER	IP	WLS	BF	H	R	ER	SO	BB	IBB	HBP	BLK	WP	HR	S	P	ERA	WHIP										
A.J. Burnett, R ERA: 3.5 (1, 1)	5.0	L	25	5	6	6	4	4	1	0	0	0	0	7	9	0.00	0.000										
Hansel Irujo, R ERA: 0.95 (6, 1)	1.0		3	0	0	0	1	0	0	0	0	0	0	14	25	0.00	1.000										
Armando Almanza, L ERA: 4.32 (7, 1)	1.0		4	0	0	0	2	1	0	0	0	0	0	14	25	0.00	1.000										
Vic Darenbourg, L ERA: 4.32 (8, 1)	1.0		4	1	0	0	0	0	0	0	0	0	0	14	25	0.00	1.000										


AB	30
R	6
H	6
RBI	6
BB	6
SO	7
LOB	10



Batter	1	2	3	4	5	6	7	8	9	AB	R	H	RBI	BB	SO	LOB	TOP										
Luis Castillo, S OBP: 0.377, SLG: 0.361 (1, 4)	G3		E S 1B			HR 1B		1B 1B		4	1	3	0	0	0	0											
Andy Fox, L OBP: 0.329, SLG: 0.317 (1, 6)	G6-3		G6-4-3 BB			F8		P4		3	0	0	0	1	0	2											
Preston Wilson, R OBP: 0.353, SLG: 0.449 (1, 8)			G6-4-3 1-2			HR		1B		3	1	2	2	1	0	2											
Cliff Floyd, L OBP: 0.439, SLG: 0.634 (1, 9)	CS 1-2	G4-3		G4-3		G6-4-3 1B		P4		4	0	1	0	0	0	2											
Mike Lowell, R OBP: 0.374, SLG: 0.556 (1, 5)		G6-3		G6-3		G6-4-3 1-2		E5 G1-6-3		4	0	0	0	0	0	1											
Derrek Lee, R OBP: 0.337, SLG: 0.488 (1, 3)		BB 1B		P2			G5-3	F7		4	0	1	0	0	0	1											
Eric Owens, R OBP: 0.352, SLG: 0.427 (1, 7)					B1-3		F8	G1-6-3 1-2		3	0	0	0	1	0	1											
Mike Redmond, R OBP: 0.390, SLG: 0.397 (1, 2)		G6-3		G6-3			K			3	0	0	0	0	1	2											
Ryan Dempster, R OBP: 0.080, SLG: 0.160 Michael Tejera, L (7, 1) Tim Raines, S OBP: 0.412, SLG: 0.308 Hansel Iztquierdo, R (8, 1)				B1-3		G5-3		F8		2	0	0	0	0	0	0											
										0	0	0	0	0	0	0											
										0	0	0	0	0	0	0											
										0	0	0	0	0	0	0											
										0	0	0	0	0	0	0											
Inning Stats	R: 0 E: 0 K: 0 S: 8	H: 0 LOB: 0 BB: 1 P: 18	R: 0 E: 0 K: 0 S: 8	H: 1 LOB: 2 BB: 1 P: 17	R: 0 E: 0 K: 0 S: 7	H: 1 LOB: 1 BB: 1 P: 11	R: 0 E: 0 K: 0 S: 5	H: 0 LOB: 0 BB: 0 P: 9	R: 0 E: 0 K: 0 S: 5	H: 0 LOB: 0 BB: 0 P: 6	R: 2 E: 0 K: 0 S: 8	H: 3 LOB: 0 BB: 0 P: 14	R: 0 E: 0 K: 1 S: 10	H: 0 LOB: 0 BB: 0 P: 14	R: 0 E: 0 K: 0 S: 15	H: 2 LOB: 2 BB: 0 P: 20	R: 0 E: 1 K: 0 S: 6	H: 0 LOB: 0 BB: 0 P: 10	1B: 6 2B: 0 3B: 0 HR: 1	SF: 0 SAC: 0 DP: 3 HBP: 0	WP: 0 PB: 0 SB: 1 CS: 1	PA: 35					
PITCHER	IP	WLS	BF	H	R	ER	SO	BB	IBB	HBP	BLK	WP	HR	S	P	ERA	WHIP										
Elmer Dessens, R ERA: 2.51 Luis Pineda, R ERA: 2.14 Gabe White, L ERA: 1.98 Carlos Almanzar, R ERA:	6.0	W	23	5	2	2	0	3	0	0	0	0	1	41	75	3.00	1.333										

Florida Marlins @ Cincinnati Reds
Cinergy Field, Cincinnati, OH
Wed May 22, 2002, 7:10 PM EDT
Att: 20,314 - Sunny - 69 F


AB	31
R	2
H	7
RBI	2
BB	3
SO	1
LOB	11



Batter	1	2	3	4	5	6	7	8	9	AB	R	H	RBI	BB	SO	LOB	BOTTOM										
Barry Larkin, R OBP: 0.290, SLG: 0.327 (1, 6)	G6-3	G6-3			F9	F8		G5-3 1-2		5	0	0	0	0	0	4											
Juan Encarnacion, R OBP: 0.325, SLG: 0.497 (1, 8)	F7		G5-3		BB HR 1B	L6				4	1	1	0	0	0	1											
Sean Casey, L OBP: 0.379, SLG: 0.380 (1, 3)	FC5 BB		G3-1		HR BB	CS	G4-3			2	1	0	0	2	0	0											
Adam Dunn, L OBP: 0.439, SLG: 0.483 (1, 7)	FC5 1B		BB		HR BB		K			2	1	1	0	2	1	0											
Austin Kearns, R OBP: 0.480, SLG: 0.602 (1, 9)	FC5 1-2 2-3		F8		K	F9				4	0	0	0	0	1	6											
Todd Walker, L OBP: 0.322, SLG: 0.387 (1, 4)		FC6-4 BB		F7	HR			HR		3	2	5	1	0	0	0											
Aaron Boone, R OBP: 0.284, SLG: 0.281 (1, 5)		FC6-4 1B		K	G5-3			E1		4	0	1	0	0	1	0											
Jason LaRue, R OBP: 0.319, SLG: 0.353 (1, 2)		FC6-4 SH1-4		1B		HR		K		4	1	2	1	0	1	3											
Elmer Dessens, R ERA: 2.51 Rogelio Valdes, L ERA: 4.44 Luis Pineda, R ERA: 2.14 Gabe White, L ERA: 1.98 Wilton Guerrero, S OBP: 0.302, SLG: 0.366 Carlos Almanzar, R (9, 1)				G1-3		CS 1B		K		1	0	0	0	0	0	1											
										1	0	1	0	0	0	0											
										0	0	0	0	0	0	0											
										0	0	0	0	0	0	0											
										0	0	0	0	0	0	0											
										0	0	0	0	0	0	0											
Inning Stats	R: 0 E: 0 K: 0 S: 8	H: 1 LOB: 2 BB: 1 P: 16	R: 0 E: 0 K: 0 S: 9	H: 1 LOB: 1 BB: 1 P: 15	R: 0 E: 0 K: 1 S: 4	H: 0 LOB: 1 BB: 1 P: 9	R: 0 E: 0 K: 1 S: 9	H: 1 LOB: 0 BB: 0 P: 11	R: 4 E: 0 K: 1 S: 14	H: 2 LOB: 0 BB: 2 P: 29	R: 1 E: 0 K: 0 S: 7	H: 2 LOB: 0 BB: 0 P: 13	R: 0 E: 0 K: 1 S: 6	H: 0 LOB: 0 BB: 0 P: 10	R: 1 E: 1 K: 2 S: 10	H: 1 LOB: 1 BB: 0 P: 12	R: 0 E: 0 K: 0 S: 6	H: 0 LOB: 0 BB: 0 P: 10	1B: 5 2B: 0 3B: 0 HR: 3	SF: 0 SAC: 1 DP: 0 HBP: 0	WP: 0 PB: 0 SB: 1 CS: 1	PA: 38					
PITCHER	IP	WLS	BF	H	R	ER	SO	BB	IBB	HBP	BLK	WP	HR	S	P	ERA	WHIP										
Ryan Dempster, R ERA: 4.44 Michael Tejera, L ERA: 4.96 Hansel Iztquierdo, R ERA: 1.36	6.0	L	29	7	5	5	2	5	0	0	0	0	0	6	10	0.00	0.000										

Florida Marlins @ Cincinnati Reds
Cinergy Field, Cincinnati, OH
Wed May 22, 2002, 7:10 PM EDT
Att: 20,314 - Sunny - 69 F

AB	31
R	6
H	8
RBI	6
BB	5
SO	5
LOB	16



Batter	1	2	3	4	5	6	7	8	9	AB	R	H	RBI	BB	SO	LOB	TOP					
Barry Larkin, R (1, 6) OBP: 0.282, SLG: 0.317	G5-3		K		G6-3		G4-3			4	0	0	0	0	1	0	Cincinnati Reds @ Atlanta Braves Turner Field, Atlanta, GA Fri May 24 2002, 7:35 PM EDT Att: 29,307 - Sunny - 79 F					
Adam Dunn, L (1, 7) OBP: 0.455, SLG: 0.513	WP 1B		HR		K			S BB	3	1	2	1	1	1	0							
Ken Griffey Jr., L (1, 8) OBP: 0.333, SLG: 0.462	WP 1B		F3		L4			K	4	0	1	0	0	0	1							
Sean Casey, L (1, 3) OBP: 0.379, SLG: 0.382	F5				F8			K	3	0	1	0	0	0	2							
Brady Clark, R (6, PR) OBP: 0.250, SLG: 0.219	1-2 2-3				1B			K	1	0	0	0	0	0	1							
Juan Encarnacion, R (1, 9) OBP: 0.320, SLG: 0.495	K				L4			F7	4	0	0	0	0	1	4							
Todd Walker, L (1, 4) OBP: 0.344, SLG: 0.409		G4-6-3 BB			1B			G6-4-3 1B	3	1	3	0	1	0	0							
Aaron Boone, R (1, 5) OBP: 0.278, SLG: 0.274	F8				1B			G6-4-3 1-2	4	0	1	0	0	0	4							
Jason LaRue, R (1, 2) OBP: 0.325, SLG: 0.358	G4-6-3 1-2				1B			K	4	0	2	1	0	1	1							
Joey Hamilton, R (1, 1) OBP: 0.214, SLG: 0.308					G6-3			FC5-4 1B	1	0	0	0	0	0	0							
Jim Brower, R (3, 1)					G4-3				2	0	0	0	0	0	2							
Reggie Taylor, L (9, PH) OBP: 0.258, SLG: 0.391								FC5-4 1-2	1	0	0	0	0	0	1							
Inning Stats	R: 0 E: 0 K: 1 S: 12	H: 2 LOB: 2 BB: 0 P: 16	R: 0 E: 0 K: 0 S: 6	H: 0 LOB: 0 BB: 1 P: 14	R: 1 E: 0 K: 1 S: 12	H: 1 LOB: 0 BB: 0 P: 13	R: 1 E: 0 K: 0 S: 11	H: 3 LOB: 2 BB: 0 P: 12	R: 0 E: 0 K: 1 S: 12	H: 0 LOB: 0 BB: 0 P: 17	R: 0 E: 0 K: 0 S: 11	H: 2 LOB: 2 BB: 0 P: 16	R: 0 E: 0 K: 1 S: 6	H: 0 LOB: 1 BB: 0 P: 9	R: 0 E: 0 K: 2 S: 11	H: 2 LOB: 1 BB: 0 P: 11	R: 0 E: 0 K: 0 S: 7	H: 2 LOB: 1 BB: 0 P: 11	1B: 9 2B: 0 3B: 0 HR: 1	SF: 0 SAC: 0 DP: 3 HBP: 0	WP: 1 PB: 0 SB: 1 CS: 0	PA: 36
PITCHER	IP WLS BF H R ER SO BB IBB HBP BLK WP HR S P ERA WHIP																					
Kevin Millwood, R (1, 1) ERA: 4.74	6.0 W 25 8 2 2 3 1 0 0 0 0 1 1 64 88 3.00 1.500																					
Chris Hammond, L (7, 1) ERA: 2.25	1.0 3 0 0 0 1 0 0 0 0 0 0 0 6 9 0.00 0.000																					
Kerry Ligtenberg, R (8, 1) ERA: 2.45	1.0 4 0 0 0 2 1 0 0 0 0 0 0 11 16 0.00 1.000																					
Albie Lopez, R (9, 1) ERA: 4.29	1.0 4 2 0 0 0 0 0 0 0 0 0 0 7 11 0.00 2.000																					

Batter	1	2	3	4	5	6	7	8	9	AB	R	H	RBI	BB	SO	LOB	BOTTOM			
Rafael Furcal, S (1, 6) OBP: 0.296, SLG: 0.346	G4-3		SH5-3 2B		G4-3			F9		4	1	2	0	0	0	0	Cincinnati Reds @ Atlanta Braves Turner Field, Atlanta, GA Fri May 24 2002, 7:35 PM EDT Att: 29,307 - Sunny - 79 F			
Jesse Garcia, R (8, 6) OBP: 0.500, SLG: 0.500			E4 1B						1	0	0	0	0	0	0					
Marcus Giles, R (1, 4) OBP: 0.323, SLG: 0.407	G6-3		SH5-3 1B					2B	4	1	2	0	0	0	1					
Darren Bragg, L (1, 9) OBP: 0.227, SLG: 0.350	G4-3		1B 10 1B 2B BB		1B 2B			F8 2B	4	2	2	0	1	0	1					
10 Chipper Jones, S (1, 7) OBP: 0.413, SLG: 0.467		G4-3			K			G4-3	4	1	2	2	0	1	1					
Chris Hammond, L (7, 1) ERA: 2.25									0	0	0	0	0	0	0					
Kerry Ligtenberg, R (8, 1) ERA: 2.45									0	0	0	0	0	0	0					
Keith Lockhart, L (8, PH) OBP: 0.204, SLG: 0.255									1	0	0	0	0	0	1					
Albie Lopez, R (9, 1) OBP: 0.200, SLG: 0.200									0	0	0	0	0	0	0					
Andruw Jones, R (1, 8) OBP: 0.373, SLG: 0.525		1B 1B BB			1B			SF8 1B	2	2	2	1	1	0	0					
Vinny Castilla, R (1, 5) OBP: 0.259, SLG: 0.366		1B 1B BB			L5			G6-4-3 1-2	4	2	2	3	0	0	3					
Javy Lopez, R (1, 2) OBP: 0.276, SLG: 0.316		FC6-4 1B			1B 2B			G1-3	4	1	2	1	0	0	2					
Wes Helms, R (1, 3) OBP: 0.275, SLG: 0.404		FC6-4 1-2			1B			F9	4	1	1	2	0	1	1					
Kevin Millwood, R (1, 1) OBP: 0.200, SLG: 0.400		FC4-6 3-H			K			F9	3	0	0	0	0	1	3					
Julio Franco, R (7, 3) OBP: 0.292, SLG: 0.244		FC4-6 1-2			K			G5-3	1	0	0	0	0	0	0					
Inning Stats	R: 0 E: 0 K: 0 S: 7	H: 0 LOB: 0 BB: 0 P: 12	R: 2 E: 0 K: 0 S: 14	H: 2 LOB: 1 BB: 1 P: 23	R: 7 E: 1 K: 1 S: 26	H: 7 LOB: 1 BB: 1 P: 45	R: 0 E: 0 K: 1 S: 12	H: 2 LOB: 2 BB: 0 P: 15	R: 0 E: 0 K: 0 S: 5	H: 0 LOB: 0 BB: 0 P: 8	R: 2 E: 0 K: 0 S: 7	H: 3 LOB: 0 BB: 0 P: 13	R: 0 E: 0 K: 1 S: 12	H: 0 LOB: 0 BB: 0 P: 17	R: 0 E: 0 K: 0 S: 6	H: 1 LOB: 1 BB: 0 P: 11	1B: 11 2B: 4 3B: 0 HR: 0	SF: 1 SAC: 1 DP: 1 HBP: 0	WP: 0 PB: 2 SB: 0 CS: 0	PA: 40
PITCHER	IP WLS BF H R ER SO BB IBB HBP BLK WP HR S P ERA WHIP																			
Joey Hamilton, R (1, 1) ERA: 4.36	2.2 L 18 7 2 1 2 0 0 0 0 0 0 0 45 74 1.69 1.312																			
Jim Brower, R (3, 1) ERA: 3.51	5.1 22 7 2 1 2 0 0 0 0 0 0 0 44 70 1.69 1.312																			

Batter	1	2	3	4	5	6	7	8	9	AB	R	H	RBI	BB	SO	LOB	TOP			
Todd Walker, L (1.4) OBP: 0.340, SLG: 0.403	F7			F7	HR		F7		G3	5	1	1	0	0	0	1				
Juan Encarnacion, R (1.8) OBP: 0.319, SLG: 0.505	F9			K	HR		K			4	1	1	3	0	2	0				
Sean Casey, L (1.3) OBP: 0.376, SLG: 0.379	F8			1B	F8		F8			4	1	1	0	0	0	0				
Adam Dunn, L (1.7) OBP: 0.460, SLG: 0.536		F8		1B				HR	G5-4-3	3	1	2	1	1	0	0				
Austin Kearns, R (1.9) OBP: 0.459, SLG: 0.566	K			1B			K		F9	4	0	1	1	0	2	1				
Barry Larkin, R (1.6) OBP: 0.281, SLG: 0.315	F9			F9			CS		G5-4-3	4	0	1	0	0	0	3				
Aaron Boone, R (1.5) OBP: 0.277, SLG: 0.291			F9		F7		HR		F7	4	1	1	1	0	0	0				
Jason LaRue, R (1.2) OBP: 0.322, SLG: 0.349			G6-3		G5-3				L3	3	0	0	0	1	0	0				
Jimmy Haynes, R (1.1) OBP: 0.105, SLG: 0.158			G5-3		G5-3					3	1	1	0	0	0	1				
Gabe White, L (8.1)										0	0	0	0	0	0	0				
Ken Griffey Jr., L (9, PH) OBP: 0.355, SLG: 0.481					HR					1	0	1	0	0	0	0				
Reggie Taylor, L (9, PR) OBP: 0.258, SLG: 0.391										0	0	0	0	0	0	0				
Danny Graves, R (9.1)					2B				1B	0	0	0	0	0	0	0				
Inning Stats	R: 0 E: 0 K: 0 S: 6	H: 0 LOB: 0 BB: 0 P: 7	R: 0 E: 0 K: 1 S: 6	H: 0 LOB: 0 BB: 0 P: 9	R: 0 E: 0 K: 0 S: 6	H: 0 LOB: 0 BB: 0 P: 7	R: 1 E: 0 K: 1 S: 12	H: 3 LOB: 2 BB: 0 P: 17	R: 3 E: 0 K: 0 S: 11	H: 3 LOB: 1 BB: 1 P: 22	R: 2 E: 0 K: 1 S: 11	H: 3 LOB: 1 BB: 1 P: 20	R: 0 E: 0 K: 0 S: 7	H: 0 LOB: 0 BB: 0 P: 11	R: 0 E: 0 K: 0 S: 12	H: 1 LOB: 1 BB: 0 P: 17	1B: 6 2B: 1 3B: 0 HR: 3	SF: 0 SAC: 0 DP: 1 HBP: 0	WP: 0 PB: 0 SB: 0 CS: 1	PA: 37
PITCHER	IP WLS BF H R ER SO BB IBB HBP BLK WP HR S P ERA WHIP																			
Jason Marquis, R (1.1) ERA: 5.0	5.1 L 24 8 6 6 3 0 0 0 0 0 0 2 46 71 10.12 1.500																			
Kevin Gnyboski, R (6.1) ERA: 1.04	0.2 3 1 0 0 0 1 0 0 0 0 0 1 6 11 0.00 3.000																			
Chris Hammond, L (7.1) ERA: 2.15	1.0 3 0 0 0 1 0 0 0 0 0 0 0 6 9 0.00 0.000																			
Darren Holmes, R (8.1) ERA: 1.61	1.0 3 0 0 0 0 1 0 0 0 0 0 0 7 11 0.00 1.000																			
Kerry Ligtenberg, R (9.1) ERA: 2.33	1.0 4 1 0 0 0 0 0 0 0 0 0 0 12 17 0.00 1.000																			

Cincinnati Reds @ Atlanta Braves
Turner Field, Atlanta, GA
Sat May 25 2002, 7:05 PM EDT
Att: 44,026 - Sunny - 80 F

AB 35
R 6
H 10
RBI 6
BB 2
SO 4
LOB 6



Batter	1	2	3	4	5	6	7	8	9	AB	R	H	RBI	BB	SO	LOB	BOTTOM					
Rafael Furcal, S (1.6) OBP: 0.305, SLG: 0.369	CS				K					4	1	3	3	0	1	1						
Marcus Giles, R (1.4) OBP: 0.321, SLG: 0.396	F8			F9	FC6-4		K			4	0	0	0	0	1	3						
Darren Bragg, L (1.9) OBP: 0.200, SLG: 0.304										3	0	0	0	0	2	0						
Wes Helms, R (6, PH) OBP: 0.272, SLG: 0.400	K			K						1	0	0	0	0	1	0						
10 Chipper Jones, S (1.7) OBP: 0.410, SLG: 0.462					G6-3		G4-3		F8	4	0	1	0	0	0	0						
Andrew Jones, R (1.8) OBP: 0.371, SLG: 0.519					G6-3		K		F8	4	0	1	0	0	1	0						
Vinny Castilla, R (1.5) OBP: 0.285, SLG: 0.369					F9				G5-3	4	1	2	0	0	0	1						
Julio Franco, R (1.3) OBP: 0.290, SLG: 0.244					G3		FC6-4		F9	4	1	1	0	0	0	2						
Javy Lopez, R (1.2) OBP: 0.267, SLG: 0.306					F9		G1-3		G5-3	4	0	0	1	0	0	1						
Jason Marquis, L (1.1) ERA: 5.27										2	1	2	0	0	0	0						
Kevin Gnyboski, R (6.1) ERA: 1.04										0	0	0	0	0	0	0						
Chris Hammond, L (7.1) ERA: 2.15										0	0	0	0	0	0	0						
Gary Sheffield, R (7, PH) OBP: 0.325, SLG: 0.395										1	0	0	0	0	0	1						
Darren Holmes, R (8.1) ERA: 1.61										0	0	0	0	0	0	0						
Kerry Ligtenberg, R (9.1) ERA: 2.33										0	0	0	0	0	0	0						
Inning Stats	R: 0 E: 0 K: 1 S: 9	H: 1 LOB: 0 BB: 0 P: 13	R: 0 E: 0 K: 0 S: 8	H: 2 LOB: 1 BB: 0 P: 11	R: 2 E: 0 K: 1 S: 11	H: 2 LOB: 0 BB: 0 P: 16	R: 0 E: 0 K: 0 S: 9	H: 1 LOB: 1 BB: 0 P: 18	R: 0 E: 0 K: 1 S: 7	H: 1 LOB: 1 BB: 0 P: 10	R: 0 E: 0 K: 1 S: 10	H: 0 LOB: 0 BB: 0 P: 16	R: 2 E: 0 K: 1 S: 14	H: 3 LOB: 1 BB: 0 P: 15	R: 0 E: 0 K: 1 S: 7	H: 0 LOB: 0 BB: 0 P: 12	R: 0 E: 0 K: 0 S: 6	H: 0 LOB: 0 BB: 0 P: 8	1B: 9 2B: 0 3B: 0 HR: 1	SF: 0 SAC: 0 DP: 0 HBP: 0	WP: 0 PB: 0 SB: 0 CS: 1	PA: 35
PITCHER	IP WLS BF H R ER SO BB IBB HBP BLK WP HR S P ERA WHIP																					
Jason Marquis, L (1.1) ERA: 5.27	7.0 W 29 10 4 4 5 0 0 0 0 0 0 0 7 68 99 5.14 1.429																					
Gabe White, L (8.1) ERA: 2.15	1.0 H 3 0 0 0 1 0 0 0 0 0 0 0 7 12 0.00 0.000																					
Danny Graves, R (9.1) ERA: 2.48	1.0 S 3 0 0 0 0 0 0 0 0 0 0 0 6 8 0.00 0.000																					

Cincinnati Reds @ Atlanta Braves
Turner Field, Atlanta, GA
Sat May 25 2002, 7:05 PM EDT
Att: 44,026 - Sunny - 80 F

AB 35
R 4
H 10
RBI 4
BB 0
SO 6
LOB 9



Batter	1	2	3	4	5	6	7	8	9	AB	R	H	RBI	BB	SO	LOB	TOP					
Todd Walker, L OBP: 0.342, SLG: 0.403 (1, 4)										5	0	2	0	0	2	2	Cincinnati Reds @ Atlanta Braves Turner Field, Atlanta, GA Sun May 26 2002, 1:05 PM EDT Att: 40,142 - Cloudy - 80 F					
Adam Dunn, L OBP: 0.459, SLG: 0.529 (1, 3)										4	1	1	0	1	1	1						
Ken Griffey Jr., L OBP: 0.333, SLG: 0.419 (1, 8)										4	0	0	0	1	1	4						
Juan Encarnacion, R OBP: 0.316, SLG: 0.497 (1, 9)										5	0	1	0	0	1	4						
Austin Kearns, R OBP: 0.449, SLG: 0.577 (1, 7)										5	1	1	2	0	1	4						
Barry Larkin, R OBP: 0.279, SLG: 0.318 (1, 6)										5	1	1	0	0	0	0						
Aaron Boone, R OBP: 0.291, SLG: 0.308 (1, 5)										3	1	3	1	1	0	0						
Corky Miller, R OBP: 0.420, SLG: 0.627 (1, 2)										3	1	2	2	1	0	1						
Chris Reitsma, R (1, 1)										2	0	0	0	0	0	3						
Brady Clark, R OBP: 0.243, SLG: 0.212 (6, PH)										1	0	0	0	0	0	0						
Luis Pineda, R (6, PH)										0	0	0	0	0	0	0						
Sean Casey, L OBP: 0.374, SLG: 0.377 (8, PH)										1	0	0	0	0	2	0						
Carlos Almanzar, R (8, 1)										0	0	0	0	0	0	0						
Inning Stats	R: 0 E: 0 K: 0 S: 9	H: 1 LOB: 1 BB: 0 P: 11	R: 0 E: 0 K: 0 S: 9	H: 1 LOB: 2 BB: 1 P: 17	R: 0 E: 0 K: 1 S: 13	H: 1 LOB: 2 BB: 1 P: 23	R: 0 E: 0 K: 0 S: 10	H: 1 LOB: 1 BB: 0 P: 12	R: 0 E: 0 K: 2 S: 8	H: 0 LOB: 0 BB: 0 P: 13	R: 3 E: 0 K: 1 S: 16	H: 3 LOB: 2 BB: 0 P: 26	R: 0 E: 0 K: 2 S: 18	H: 2 LOB: 2 BB: 0 P: 26	R: 0 E: 0 K: 0 S: 11	H: 1 LOB: 2 BB: 1 P: 20	R: 2 E: 0 K: 0 S: 7	H: 1 LOB: 0 BB: 1 P: 14	1B: 7 2B: 2 3B: 0 HR: 2	SF: 0 SAC: 0 DP: 0 HBP: 0	WP: 0 PB: 0 SB: 0 CS: 0	PA: 42
PITCHER	IP WLS BF H R ER SO BB IBB HBP BLK WP HR S P ERA WHIP																	PITCHER	IP WLS BF H R ER SO BB IBB HBP BLK WP HR S P ERA WHIP			
Greg Maddux, R ERA: 3.25 (1, 1)	5.2 W 26 7 3 3 4 2 0 0 0 0 0 1 61 97 4.76 1.588																					
Mike Remlinger, L ERA: 2.1 (6, 1)	1.1 H 6 2 0 0 2 0 0 0 0 0 0 0 22 31 0.00 1.500																					
Kevin Gryboski, R ERA: 0.98 (8, 1)	1.0 5 1 0 0 0 1 0 0 0 0 0 0 11 20 0.00 2.000																					
29 John Smoltz, R ERA: 5.4 (9, 1)	1.0 5 1 2 2 0 1 0 0 0 0 0 1 7 14 18.00 2.000																					

AB	38
R	5
H	11
RBI	5
BB	4
SO	6
LOB	21



Batter	1	2	3	4	5	6	7	8	9	AB	R	H	RBI	BB	SO	LOB	BOTTOM			
Rafael Furcal, S OBP: 0.299, SLG: 0.362 (1, 6)										4	1	0	0	0	0	2	Cincinnati Reds @ Atlanta Braves Turner Field, Atlanta, GA Sun May 26 2002, 1:05 PM EDT Att: 40,142 - Cloudy - 80 F			
Keith Lockhart, L OBP: 0.241, SLG: 0.352 (1, 4)										3	2	2	3	1	0	0				
Darren Bragg, L OBP: 0.207, SLG: 0.370 (1, 9)										4	0	1	1	0	0	1				
10 Chipper Jones, S OBP: 0.412, SLG: 0.468 (1, 7)										4	0	2	0	0	0	1				
Andrew Jones, R OBP: 0.364, SLG: 0.508 (1, 8)										4	0	0	0	0	0	3				
Vinny Castilla, R OBP: 0.284, SLG: 0.383 (1, 5)										4	1	1	1	0	0	0				
Wes Helms, R OBP: 0.290, SLG: 0.455 (1, 3)										4	1	3	1	0	1	0				
Henry Blanco, R OBP: 0.232, SLG: 0.266 (1, 2)										4	1	1	0	0	0	1				
Greg Maddux, R OBP: 0.176, SLG: 0.294 (6, 1)										2	1	0	0	0	0	3				
Mike Remlinger, L (6, 1)										1	0	0	0	0	1	0				
Kevin Gryboski, R (8, 1)										0	0	0	0	0	0	0				
29 John Smoltz, R (9, 1)										0	0	0	0	0	0	0				
Inning Stats	R: 1 E: 0 K: 0 S: 10	H: 1 LOB: 1 BB: 1 P: 18	R: 4 E: 1 K: 0 S: 12	H: 3 LOB: 0 BB: 0 P: 16	R: 0 E: 0 K: 0 S: 8	H: 0 LOB: 0 BB: 0 P: 11	R: 0 E: 0 K: 0 S: 10	H: 1 LOB: 1 BB: 0 P: 16	R: 0 E: 0 K: 1 S: 13	H: 1 LOB: 1 BB: 0 P: 18	R: 2 E: 0 K: 1 S: 9	H: 2 LOB: 1 BB: 0 P: 20	R: 0 E: 0 K: 0 S: 9	H: 2 LOB: 1 BB: 0 P: 13	R: 0 E: 0 K: 1 S: 7	H: 0 LOB: 0 BB: 0 P: 9	1B: 2 2B: 5 3B: 1 HR: 3	SF: 0 SAC: 0 DP: 1 HBP: 0	WP: 0 PB: 0 SB: 0 CS: 0	PA: 35
PITCHER	IP WLS BF H R ER SO BB IBB HBP BLK WP HR S P ERA WHIP																	PITCHER	IP WLS BF H R ER SO BB IBB HBP BLK WP HR S P ERA WHIP	
Chris Reitsma, R ERA: 2.52 (1, 1)	5.0 L 23 6 5 1 0 1 0 0 0 0 0 0 2 22 33 9.00 2.000																			
Luis Pineda, R ERA: 2.74 (6, 1)	2.0 9 4 2 2 1 0 0 0 0 0 0 2 22 33 9.00 2.000																			
Carlos Almanzar, R ERA: (8, 1)	1.0 3 0 0 0 0 1 0 0 0 0 0 0 7 9 0.00 0.000																			

AB	34
R	7
H	10
RBI	6
BB	1
SO	2
LOB	11



Batter	1	2	3	4	5	6	7	8	9	AB	R	H	RBI	BB	SO	LOB	TOP										
Todd Walker, L (1,4) OBP: 0.341, SLG: 0.392	0-0 G5-4-3 1B	2-1 G3			0-1 L7			1-1 F8		4	0	1	0	0	0	2											
Juan Encarnacion, R (1,9) OBP: 0.321, SLG: 0.493	0-2 G5-4-3		0-0 G5-3			2-2 P4		1-2 F9		4	0	0	0	0	0	1											
Ken Griffey Jr., L (1,8) OBP: 0.289, SLG: 0.333	2-3 K		2-1 F9			0-0 F7		2-1 G4-3		4	0	0	0	0	1	0											
Adam Dunn, L (1,7) OBP: 0.468, SLG: 0.568		3-2 BB 1B SF	2-1 L7			1-0 1B			2-2 HR	4	2	3	1	0	0	0											
Sean Casey, L (1,3) OBP: 0.378, SLG: 0.386	1-2 BB 1B SF		0-0 F9			2-3 K		0-1 G3 BB 1B		4	1	2	0	0	1	1											
Aaron Boone, R (1,5) OBP: 0.301, SLG: 0.354	4-2 SH5-4 1-2 2-3 BB		1-2 F8			1-1 F8		4-1 G3 BB		2	0	0	0	2	0	0											
Barry Larkin, R (1,6) OBP: 0.282, SLG: 0.337	0-2 SF SH5-4		2-1 F9			1-0 HR		2-3 K		3	1	1	2	0	1	2											
Jason LaRue, R (1,2) OBP: 0.306, SLG: 0.322	1-2 2-H 3-H 1-3 K		1-3 K			0-3 K2-3		0-0 G3 1-2 2-3		4	0	0	0	0	3	4											
Jimmy Haynes, R (1,1) OBP: 0.095, SLG: 0.143	0-0 SH5-4		1-3 K			1-2 P5		2-3 K		2	0	0	0	0	1	0											
Gabe White, L (7,1)										0	0	0	0	0	0	0											
Scott Sullivan, R (8,1)										0	0	0	0	0	0	0											
Reggie Taylor, L (9, PH) OBP: 0.261, SLG: 0.403	1-2 2-3									1	0	0	0	0	1	2											
Danny Graves, R (9,1)										0	0	0	0	0	0	0											
Inning Stats	R: 0 E: 0 K: 1 S: 9	H: 1 LOB: 0 BB: 0 P: 11	R: 2 E: 1 K: 1 S: 17	H: 2 LOB: 2 BB: 1 P: 28	R: 0 E: 0 K: 0 S: 5	H: 0 LOB: 0 BB: 0 P: 9	R: 0 E: 0 K: 0 S: 6	H: 0 LOB: 0 BB: 0 P: 9	R: 0 E: 0 K: 2 S: 8	H: 1 LOB: 1 BB: 0 P: 13	R: 1 E: 0 K: 1 S: 12	H: 1 LOB: 0 BB: 0 P: 15	R: 0 E: 0 K: 0 S: 9	H: 0 LOB: 0 BB: 0 P: 13	R: 1 E: 0 K: 2 S: 13	H: 2 LOB: 2 BB: 1 P: 23	1B: 5 2B: 0 3B: 0 HR: 2	SF: 1 SAC: 1 DP: 1 HBP: 0	WP: 0 PB: 0 SB: 0 CS: 0	PA: 36							
PITCHER	IP	WLS	BF	H	R	ER	SO	BB	IBB	HBP	BLK	WP	HR	S	P	ERA	WHIP										
56 Kevin Olsen, R (1,1) ERA: 3.83	7.0	L	27	5	3	2	6	1	0	0	0	0	1	66	95	2.57	0.857										
46 Oswaldo Mairena, L (8,1) ERA: 3.39	1.0		5	2	1	1	0	0	0	0	0	0	1	14	20	9.00	2.000										
Braden Looper, R (9,1) ERA: 5.67	1.0		4	0	0	0	2	1	0	0	0	0	0	8	16	0.00	1.000										

Cincinnati Reds @ Florida Marlins
Pro Player Stadium, Miami, FL
Thu May 30 2002, 7:05 PM EDT
Att: 6,140 - Sunny - 80 F

AB 32
R 4
H 7
RBI 3
BB 2
SO 8
LOB 12



Batter	1	2	3	4	5	6	7	8	9	AB	R	H	RBI	BB	SO	LOB	BOTTOM										
Luis Castillo, S (1,4) OBP: 0.382, SLG: 0.381	4-1 G3-6 BB		1-1 G4-3			2-2 G5-4-3 1B	1-0 P4			3	0	1	0	1	0	3											
Andy Fox, L (1,6) OBP: 0.327, SLG: 0.323	0-1 G3-6		0-1 G6-3			0-0 G5-4-3 1B		1-2 G1-3		4	0	1	0	0	0	2											
Preston Wilson, R (1,8) OBP: 0.354, SLG: 0.422	2-0 G6-3		1-2 G3 S 1B			1-0 G5-4-3		2-3 K		4	0	1	0	0	1	2											
Mike Lowell, R (1,5) OBP: 0.379, SLG: 0.538		3-2 G6-3	3-3 K			1-0 F8		1-3 K		4	0	0	0	0	2	2											
Eric Owens, R (1,9) OBP: 0.346, SLG: 0.416		2-2 G1-3	0-0 G3			3-1 G4-3		1-1 G4-3		4	0	0	0	0	0	1											
Kevin Millar, R (1,7) OBP: 0.337, SLG: 0.478		2-2 G1-4-4 1B	1-0 F8			0-2 G5-3		1-3 K		4	0	1	0	0	1	1											
Derrek Lee, R (1,3) OBP: 0.313, SLG: 0.451		0-1 FC1-4-6			1-2 L7	3-1 HR		1-3 K		4	1	1	1	0	1	1											
Mike Redmond, R (1,2) OBP: 0.385, SLG: 0.407			3-2 G4-3 1B			1-0 G6-3		4-1 1B BB		2	0	1	0	1	0	0											
56 Kevin Olsen, R (1,1) OBP: 0.091, SLG: 0.091			1-3 K			0-3 K		2-1 1B		2	0	0	0	0	2	1											
Tim Raines, S (7, PH) OBP: 0.436, SLG: 0.433										1	0	1	0	0	0	0											
46 Oswaldo Mairena, L (8,1)										0	0	0	0	0	0	0											
Braden Looper, R (9,1)										0	0	0	0	0	0	0											
Inning Stats	R: 0 E: 0 K: 0 S: 4	H: 0 LOB: 0 BB: 1 P: 10	R: 0 E: 0 K: 0 S: 12	H: 1 LOB: 1 BB: 0 P: 19	R: 0 E: 0 K: 1 S: 10	H: 1 LOB: 0 BB: 0 P: 15	R: 0 E: 0 K: 1 S: 10	H: 1 LOB: 1 BB: 0 P: 15	R: 0 E: 0 K: 0 S: 7	H: 2 LOB: 1 BB: 0 P: 11	R: 1 E: 0 K: 0 S: 11	H: 2 LOB: 2 BB: 1 P: 24	R: 0 E: 0 K: 2 S: 9	H: 0 LOB: 0 BB: 0 P: 13	R: 0 E: 0 K: 2 S: 8	H: 0 LOB: 0 BB: 0 P: 11	1B: 6 2B: 0 3B: 0 HR: 1	SF: 0 SAC: 0 DP: 2 HBP: 0	WP: 0 PB: 0 SB: 1 CS: 0	PA: 34							
PITCHER	IP	WLS	BF	H	R	ER	SO	BB	IBB	HBP	BLK	WP	HR	S	P	ERA	WHIP										
Jimmy Haynes, R (1,1) ERA: 4.84	6.2	W	26	6	1	1	3	2	0	0	0	0	0	6	10	0.00	1.500										
Gabe White, L (7,1) ERA: 2.09	0.2	H	3	1	0	0	0	0	0	0	0	0	0	6	9	0.00	0.000										
Scott Sullivan, R (8,1) ERA: 3.77	0.2	H	2	0	0	0	2	0	0	0	0	0	0	6	9	0.00	0.000										
Danny Graves, R (9,1) ERA: 2.45	1.0	S	3	0	0	0	2	0	0	0	0	0	0	8	11	0.00	0.000										

Cincinnati Reds @ Florida Marlins
Pro Player Stadium, Miami, FL
Thu May 30 2002, 7:05 PM EDT
Att: 6,140 - Sunny - 80 F

AB 32
R 1
H 7
RBI 1
BB 2
SO 7
LOB 13



Batter	1	2	3	4	5	6	7	8	9	AB	R	H	RBI	BB	SO	LOB	TOP				
Rafael Furcal, S OBP: 0.303, SLG: 0.362	3-1 G4-3	0-0 L7		0-0 B1			1-2 G6-3	3-1 P6		5	0	0	0	0	0	4					
Julio Franco, R OBP: 0.330, SLG: 0.320	4-1 FC3-6 1B BB		1-1 G6-3 10 1B 2B		1-3 K		1-2 2B 1B	0-1 FC1 2B		4	2	3	1	1	1	0					
Gary Sheffield, R OBP: 0.337, SLG: 0.395	0-2 FC3-6 1B		0-1 G6-3		3-3 K		0-1 2B	0-0 FC1 2B		4	0	2	1	0	1	1					
Darren Bragg, L OBP: 0.233, SLG: 0.375	1-2 FC3-6 1B		2-3 G6-3		1-0 K		1-H 2B	2-3 FC1 2B		4	1	1	0	0	0	1					
10 Chipper Jones, S OBP: 0.417, SLG: 0.478	1-0 FC3-6		1-0 FC5-4 1B		1-0 K		2-3 K	4-0 FC1 2B		4	1	2	1	1	1	3					
Andrew Jones, R OBP: 0.377, SLG: 0.498	3-2 F7		1-1 FC5-4 1B		1-0 P6		4-1 BB	0-0 FC1 1B 2B		4	1	1	2	1	0	4					
Vinny Castilla, R OBP: 0.272, SLG: 0.395		1-0 G3 S 1B		2-2 F7		1-2 F8	0-2 F8	0-0 FC1 1B		4	1	1	0	0	0	3					
Kerry Ligtenberg, R OBP: 0.500, SLG: 0.500								2-H FC1 1B		4	0	0	0	0	0	0					
Matt Franco, L OBP: 0.500, SLG: 0.500										1	0	1	1	0	0	0					
Chris Hammond, L OBP: 0.216, SLG: 0.314										0	0	0	0	0	0	0					
Henry Blanco, R OBP: 0.243, SLG: 0.279		1-2 G3		0-0 G6-3 2B		0-3 K		4-2 BB	1-0 G5-4-3	4	0	1	0	1	1	2					
Jesse Garcia, R OBP: 0.375, SLG: 0.375				1-1 G6-3		0-0 B1-3		2-3 K		3	0	1	1	0	0	1					
Kevin Gryboski, R OBP: 0.281, SLG: 0.427		3-H FC5-6 1B		2-3 G6-3						0	0	0	0	0	0	0					
Wes Helms, R OBP: 0.281, SLG: 0.427										1	0	0	0	0	1	1					
Greg Maddux, R OBP: 0.158, SLG: 0.263		0-0 FC5-6		0-0 L6				1-2 F2		2	0	0	0	0	0	2					
Keith Lockhart, L OBP: 0.216, SLG: 0.314										2	1	1	0	0	0	1					
Inning Stats	R: 0 E: 0 K: 0 S: 14	H: 1 LOB: 2 BB: 1 P: 25	R: 1 E: 0 K: 0 S: 7	H: 2 LOB: 1 BB: 0 P: 9	R: 1 E: 0 K: 0 S: 11	H: 2 LOB: 1 BB: 0 P: 16	R: 0 E: 0 K: 0 S: 5	H: 1 LOB: 1 BB: 0 P: 6	R: 0 E: 0 K: 2 S: 10	H: 0 LOB: 0 BB: 0 P: 8	R: 2 E: 0 K: 1 S: 17	H: 3 LOB: 2 BB: 1 P: 25	R: 0 E: 0 K: 1 S: 11	H: 0 LOB: 1 BB: 1 P: 21	R: 3 E: 0 K: 0 S: 6	H: 3 LOB: 0 BB: 1 P: 11	1B: 7 2B: 8 3B: 0 HR: 0	SF: 0 SAC: 0 DP: 1 HBP: 0	WP: 0 PB: 0 SB: 1 CS: 0	PA: 43	
PITCHER	IP WLS BF H R ER SO BB IBB HBP BLK WP HR S P ERA WHIP	IP WLS BF H R ER SO BB IBB HBP BLK WP HR S P ERA WHIP	IP WLS BF H R ER SO BB IBB HBP BLK WP HR S P ERA WHIP	IP WLS BF H R ER SO BB IBB HBP BLK WP HR S P ERA WHIP	IP WLS BF H R ER SO BB IBB HBP BLK WP HR S P ERA WHIP	IP WLS BF H R ER SO BB IBB HBP BLK WP HR S P ERA WHIP	IP WLS BF H R ER SO BB IBB HBP BLK WP HR S P ERA WHIP	IP WLS BF H R ER SO BB IBB HBP BLK WP HR S P ERA WHIP	IP WLS BF H R ER SO BB IBB HBP BLK WP HR S P ERA WHIP	IP WLS BF H R ER SO BB IBB HBP BLK WP HR S P ERA WHIP	IP WLS BF H R ER SO BB IBB HBP BLK WP HR S P ERA WHIP	IP WLS BF H R ER SO BB IBB HBP BLK WP HR S P ERA WHIP	IP WLS BF H R ER SO BB IBB HBP BLK WP HR S P ERA WHIP	IP WLS BF H R ER SO BB IBB HBP BLK WP HR S P ERA WHIP	IP WLS BF H R ER SO BB IBB HBP BLK WP HR S P ERA WHIP	IP WLS BF H R ER SO BB IBB HBP BLK WP HR S P ERA WHIP	IP WLS BF H R ER SO BB IBB HBP BLK WP HR S P ERA WHIP	IP WLS BF H R ER SO BB IBB HBP BLK WP HR S P ERA WHIP	IP WLS BF H R ER SO BB IBB HBP BLK WP HR S P ERA WHIP	IP WLS BF H R ER SO BB IBB HBP BLK WP HR S P ERA WHIP	IP WLS BF H R ER SO BB IBB HBP BLK WP HR S P ERA WHIP

Atlanta Braves @ Cincinnati Reds
Cinergy Field, Cincinnati, OH
Fri May 31 2002, 7:10 PM EDT
Att: 38,777 - Cloudy - 84 F

AB 39
R 7
H 13
RBI 7
BB 4
SO 5
LOB 23



Batter	1	2	3	4	5	6	7	8	9	AB	R	H	RBI	BB	SO	LOB	BOTTOM				
Todd Walker, L OBP: 0.339, SLG: 0.386	0-3 K			1-1 G6-3		4-2 BB		0-0 F8		3	0	0	0	1	1	1					
Juan Encarnacion, R OBP: 0.316, SLG: 0.483	0-2 F9			0-0 G5-3		1-3 K		0-3 K		4	0	0	0	0	2	1					
Ken Griffey Jr., L OBP: 0.306, SLG: 0.333	4-2 CS BB			1-1 1B		2-3 K		3-3 K		3	0	1	0	1	2	1					
Adam Dunn, L OBP: 0.460, SLG: 0.555	1-0 CS		0-0 G6-3	0-1 G4-3		1-3 K		2-3 K		4	0	0	0	0	2	1					
Sean Casey, L OBP: 0.375, SLG: 0.380		1-1 G4-3			1-2 G4-3		2-1 G4-3			3	0	0	0	0	0	0					
Aaron Boone, R OBP: 0.297, SLG: 0.349		2-2 G5-3			2-0 G5-3		0-1 F8			3	0	0	0	0	0	0					
Barry Larkin, R OBP: 0.288, SLG: 0.342			1-0 G6-3		0-0 S 1B			1-2 G6-4-3 1B		3	0	2	0	0	0	0					
Corky Miller, R OBP: 0.403, SLG: 0.597			0-2 G6-3		1-1 L8			0-0 G6-4-3		3	0	0	0	0	0	2					
Chris Reitsma, R ERA: 2.98			1-3 K		1-1 F9			2-1 1B		1	0	0	0	0	1	0					
Scott Williamson, R ERA: 2.98										0	0	0	0	0	0	0					
Carlos Almanzar, R ERA: 0.87										0	0	0	0	0	0	0					
Brady Clark, R OBP: 0.244, SLG: 0.216										0	0	0	0	0	0	0					
Luis Pineda, R ERA: 3.46										0	0	0	0	0	0	0					
Willton Guerrero, S ERA: 2.15										1	0	1	0	0	0	0					
Jim Brower, R ERA: 4.33										0	0	0	0	0	0	0					
Inning Stats	R: 0 E: 0 K: 1 S: 9	H: 0 LOB: 0 BB: 1 P: 14	R: 0 E: 0 K: 0 S: 6	H: 0 LOB: 0 BB: 0 P: 9	R: 0 E: 0 K: 0 S: 7	H: 1 LOB: 1 BB: 0 P: 9	R: 0 E: 0 K: 0 S: 7	H: 1 LOB: 1 BB: 0 P: 11	R: 0 E: 0 K: 2 S: 13	H: 0 LOB: 1 BB: 1 P: 21	R: 0 E: 0 K: 1 S: 7	H: 0 LOB: 0 BB: 0 P: 10	R: 0 E: 0 K: 0 S: 8	H: 2 LOB: 1 BB: 0 P: 11	R: 0 E: 0 K: 3 S: 10	H: 0 LOB: 0 BB: 0 P: 15	1B: 4 2B: 0 3B: 0 HR: 0	SF: 0 SAC: 0 DP: 1 HBP: 0	WP: 0 PB: 0 SB: 1 CS: 1	PA: 32	
PITCHER	IP WLS BF H R ER SO BB IBB HBP BLK WP HR S P ERA WHIP	IP WLS BF H R ER SO BB IBB HBP BLK WP HR S P ERA WHIP	IP WLS BF H R ER SO BB IBB HBP BLK WP HR S P ERA WHIP	IP WLS BF H R ER SO BB IBB HBP BLK WP HR S P ERA WHIP	IP WLS BF H R ER SO BB IBB HBP BLK WP HR S P ERA WHIP	IP WLS BF H R ER SO BB IBB HBP BLK WP HR S P ERA WHIP	IP WLS BF H R ER SO BB IBB HBP BLK WP HR S P ERA WHIP	IP WLS BF H R ER SO BB IBB HBP BLK WP HR S P ERA WHIP	IP WLS BF H R ER SO BB IBB HBP BLK WP HR S P ERA WHIP	IP WLS BF H R ER SO BB IBB HBP BLK WP HR S P ERA WHIP	IP WLS BF H R ER SO BB IBB HBP BLK WP HR S P ERA WHIP	IP WLS BF H R ER SO BB IBB HBP BLK WP HR S P ERA WHIP	IP WLS BF H R ER SO BB IBB HBP BLK WP HR S P ERA WHIP	IP WLS BF H R ER SO BB IBB HBP BLK WP HR S P ERA WHIP	IP WLS BF H R ER SO BB IBB HBP BLK WP HR S P ERA WHIP	IP WLS BF H R ER SO BB IBB HBP BLK WP HR S P ERA WHIP	IP WLS BF H R ER SO BB IBB HBP BLK WP HR S P ERA WHIP	IP WLS BF H R ER SO BB IBB HBP BLK WP HR S P ERA WHIP	IP WLS BF H R ER SO BB IBB HBP BLK WP HR S P ERA WHIP	IP WLS BF H R ER SO BB IBB HBP BLK WP HR S P ERA WHIP	IP WLS BF H R ER SO BB IBB HBP BLK WP HR S P ERA WHIP

Atlanta Braves @ Cincinnati Reds
Cinergy Field, Cincinnati, OH
Fri May 31 2002, 7:10 PM EDT
Att: 38,777 - Cloudy - 84 F

AB 29
R 0
H 4
RBI 0
BB 2
SO 8
LOB 6



Batter	1	2	3	4	5	6	7	8	9	AB	R	H	RBI	BB	SO	LOB	TOP							
Rafael Furcal, S OBP: 0.306, SLG: 0.364 (1, 6)										4	2	2	0	0	2	1	Atlanta Braves @ Cincinnati Reds Cinergy Field, Cincinnati, OH Sat Jun 01 2002, 1:15 PM EDT Att: 27,080 - Cloudy - 77 F							
Julio Franco, R OBP: 0.328, SLG: 0.317 (1, 3)										4	1	1	0	0	1	2								
Gary Sheffield, R OBP: 0.341, SLG: 0.436 Albie Lopez, R OBP: 0.200, SLG: 0.200 (1, 9) (8, 1)										4	2	2	5	0	0	0								
10 Chipper Jones, S OBP: 0.419, SLG: 0.478 (1, 7)										4	1	2	0	0	0	0								
Andruw Jones, R OBP: 0.378, SLG: 0.517 (1, 8)										4	1	2	2	0	0	1								
Vinny Castilla, R OBP: 0.287, SLG: 0.387 (1, 5)										4	0	0	0	0	0	1								
Javy Lopez, R OBP: 0.275, SLG: 0.304 (1, 2)										4	0	0	0	0	0	0								
Keith Lockhart, L OBP: 0.205, SLG: 0.297 (1, 4)										4	0	0	0	0	1	0								
Tom Glavine, L OBP: 0.121, SLG: 0.152 Darren Bragg, L OBP: 0.227, SLG: 0.366 (1, 1) (8, 9)											3	0	1	0	0	0								
											1	0	0	0	0	0								
Inning Stats	R: 0 E: 0 K: 2 S: 8	H: 0 LOB: 0 BB: 0 P: 11	R: 2 E: 0 K: 0 S: 14	H: 2 LOB: 0 BB: 0 P: 21	R: 2 E: 0 K: 0 S: 7	H: 2 LOB: 0 BB: 0 P: 10	R: 0 E: 0 K: 0 S: 6	H: 0 LOB: 0 BB: 0 P: 12	R: 3 E: 0 K: 0 S: 10	H: 4 LOB: 1 BB: 0 P: 17	R: 0 E: 0 K: 0 S: 7	H: 0 LOB: 0 BB: 0 P: 9	R: 0 E: 0 K: 1 S: 10	H: 1 LOB: 0 BB: 0 P: 14	R: 0 E: 0 K: 0 S: 8	H: 1 LOB: 1 BB: 0 P: 10	R: 0 E: 0 K: 1 S: 11	H: 0 LOB: 0 BB: 0 P: 16	1B: 6 2B: 1 3B: 0 HR: 3	SF: 0 SAC: 0 DP: 1 HBP: 0	WP: 0 PB: 0 SB: 0 CS: 0	PA: 36		
PITCHER	IP WLS BF H R ER SO BB IBB HBP BLK WP HR S P ERA WHIP	IP WLS BF H R ER SO BB IBB HBP BLK WP HR S P ERA WHIP																						
Jose Rijo, R ERA: 5.21 (1, 1)	5.0 L 23 8 7 7 2	3.0 10 2 0 0 1	1.0 3 0 0 0 1	0.0 0 0 0 0	0.0 0 0 0 0	0.0 0 0 0 0	0.0 0 0 0 0	0.0 0 0 0 0	0.0 0 0 0 0	0.0 0 0 0 0	0.0 0 0 0 0	0.0 0 0 0 0	0.0 0 0 0 0	0.0 0 0 0 0	0.0 0 0 0 0	0.0 0 0 0 0	0.0 0 0 0 0	0.0 0 0 0 0	0.0 0 0 0 0	0.0 0 0 0 0	0.0 0 0 0 0	0.0 0 0 0 0	0.0 0 0 0 0	0.0 0 0 0 0
Carlos Almanzar, R ERA: (6, 1)	3.0 10 2 0 0 1	1.0 3 0 0 0 1	0.0 0 0 0 0	0.0 0 0 0 0	0.0 0 0 0 0	0.0 0 0 0 0	0.0 0 0 0 0	0.0 0 0 0 0	0.0 0 0 0 0	0.0 0 0 0 0	0.0 0 0 0 0	0.0 0 0 0 0	0.0 0 0 0 0	0.0 0 0 0 0	0.0 0 0 0 0	0.0 0 0 0 0	0.0 0 0 0 0	0.0 0 0 0 0	0.0 0 0 0 0	0.0 0 0 0 0	0.0 0 0 0 0	0.0 0 0 0 0	0.0 0 0 0 0	0.0 0 0 0 0
Jim Brower, R ERA: 4.21 (9, 1)	1.0 3 0 0 0 1	0.0 0 0 0 0	0.0 0 0 0 0	0.0 0 0 0 0	0.0 0 0 0 0	0.0 0 0 0 0	0.0 0 0 0 0	0.0 0 0 0 0	0.0 0 0 0 0	0.0 0 0 0 0	0.0 0 0 0 0	0.0 0 0 0 0	0.0 0 0 0 0	0.0 0 0 0 0	0.0 0 0 0 0	0.0 0 0 0 0	0.0 0 0 0 0	0.0 0 0 0 0	0.0 0 0 0 0	0.0 0 0 0 0	0.0 0 0 0 0	0.0 0 0 0 0	0.0 0 0 0 0	0.0 0 0 0 0

Batter	1	2	3	4	5	6	7	8	9	AB	R	H	RBI	BB	SO	LOB	BOTTOM						
Barry Larkin, R OBP: 0.284, SLG: 0.337 Carlos Almanzar, R (6, 1) Juan Castro, R (8, PH) Jim Brower, R (9, 1)										3	0	0	0	0	0	1	Atlanta Braves @ Cincinnati Reds Cinergy Field, Cincinnati, OH Sat Jun 01 2002, 1:15 PM EDT Att: 27,080 - Cloudy - 77 F						
Juan Encarnacion, R OBP: 0.314, SLG: 0.479 (1, 8)										4	0	1	0	0	0								
Sean Casey, L OBP: 0.372, SLG: 0.385 Reggie Taylor, L OBP: 0.257, SLG: 0.397 (1, 3) (7, 7)										3	0	1	0	0	0								
Adam Dunn, L OBP: 0.465, SLG: 0.560 (1, 7) (7, 3)										2	1	1	0	2	0								
Austin Kearns, R OBP: 0.428, SLG: 0.544 (1, 9)										4	0	1	1	0	2								
Aaron Boone, R OBP: 0.292, SLG: 0.342 (1, 5)										4	0	0	0	0	4								
Todd Walker, L OBP: 0.344, SLG: 0.390 (1, 4)										3	0	2	0	0	1								
Corky Miller, R OBP: 0.387, SLG: 0.569 (1, 2)										3	0	0	0	0	3								
Jose Rijo, R OBP: 0.125, SLG: 0.125 Wilton Guerrero, S (5, PH) Albie Lopez, R OBP: 0.308, SLG: 0.271 (6, 6)										1	0	0	0	0	0								
										2	0	0	0	0	1								
Inning Stats	R: 0 E: 0 K: 0 S: 4	H: 0 LOB: 0 BB: 0 P: 5	R: 1 E: 0 K: 0 S: 11	H: 2 LOB: 1 BB: 0 P: 14	R: 0 E: 0 K: 0 S: 5	H: 0 LOB: 0 BB: 0 P: 8	R: 0 E: 0 K: 1 S: 6	H: 0 LOB: 1 BB: 1 P: 12	R: 0 E: 0 K: 0 S: 7	H: 1 LOB: 1 BB: 0 P: 7	R: 0 E: 0 K: 0 S: 16	H: 1 LOB: 2 BB: 1 P: 29	R: 0 E: 0 K: 0 S: 5	H: 1 LOB: 0 BB: 0 P: 5	R: 0 E: 0 K: 0 S: 5	H: 1 LOB: 0 BB: 0 P: 6	R: 0 E: 0 K: 1 S: 9	H: 0 LOB: 0 BB: 0 P: 13	1B: 3 2B: 3 3B: 0 HR: 0	SF: 0 SAC: 0 DP: 2 HBP: 0	WP: 0 PB: 0 SB: 0 CS: 0	PA: 33	
PITCHER	IP WLS BF H R ER SO BB IBB HBP BLK WP HR S P ERA WHIP	IP WLS BF H R ER SO BB IBB HBP BLK WP HR S P ERA WHIP																					
Tom Glavine, L ERA: 1.57 (1, 1)	7.0 W 27 5 1 1 1	2.0 6 1 0 0 1	0.0 0 0 0 0	0.0 0 0 0 0	0.0 0 0 0 0	0.0 0 0 0 0	0.0 0 0 0 0	0.0 0 0 0 0	0.0 0 0 0 0	0.0 0 0 0 0	0.0 0 0 0 0	0.0 0 0 0 0	0.0 0 0 0 0	0.0 0 0 0 0	0.0 0 0 0 0	0.0 0 0 0 0	0.0 0 0 0 0	0.0 0 0 0 0	0.0 0 0 0 0	0.0 0 0 0 0	0.0 0 0 0 0	0.0 0 0 0 0	0.0 0 0 0 0
Albie Lopez, R ERA: 3.91 (8, 1)	2.0 6 1 0 0 1	0.0 0 0 0 0	0.0 0 0 0 0	0.0 0 0 0 0	0.0 0 0 0 0	0.0 0 0 0 0	0.0 0 0 0 0	0.0 0 0 0 0	0.0 0 0 0 0	0.0 0 0 0 0	0.0 0 0 0 0	0.0 0 0 0 0	0.0 0 0 0 0	0.0 0 0 0 0	0.0 0 0 0 0	0.0 0 0 0 0	0.0 0 0 0 0	0.0 0 0 0 0	0.0 0 0 0 0	0.0 0 0 0 0	0.0 0 0 0 0	0.0 0 0 0 0	0.0 0 0 0 0

AB	36
R	7
H	10
RBI	7
BB	0
SO	4
LOB	5



AB	31
R	1
H	6
RBI	1
BB	2
SO	2
LOB	14



Batter	1	2	3	4	5	6	7	8	9	AB	R	H	RBI	BB	SO	LOB	TOP								
Fernando Vina, L OBP: 0.353, SLG: 0.392 (1, 4)										4	2	3	2	0	1	0	St. Louis Cardinals @ Cincinnati Reds Cinergy Field, Cincinnati, OH Tue Jun 04 2002, 7:10 PM EDT Att: 19,189 - Cloudy - 82 F								
Miguel Cairo, R OBP: 0.294, SLG: 0.371 Placido Polanco, R OBP: 0.282, SLG: 0.320 (1, 7) (6, 5)										4	0	0	0	0	1	3									
J.D. Drew, L OBP: 0.366, SLG: 0.475 (1, 9)										4	2	2	2	1	1	0									
5 Albert Pujols, R OBP: 0.378, SLG: 0.514 (6, 7)										4	1	1	2	1	0	1									
Tino Martinez, L OBP: 0.339, SLG: 0.361 (1, 3)										5	1	1	0	0	1	2									
Edgar Renteria, R OBP: 0.346, SLG: 0.402 (1, 6)										3	0	1	1	1	0	0									
Eli Marrero, R OBP: 0.340, SLG: 0.405 (1, 8)										3	1	1	0	1	0	1									
Mike Matheny, R OBP: 0.306, SLG: 0.380 (1, 2)										2	1	0	1	1	0	2									
Jason Simontacchi, R OBP: 0.167, SLG: 0.167 Steve Kline, S Mike Matthews, L Dave Veres, R Kerry Robinson, R Eduardo Perez, R 44 Jason Istringhausen, R (1, 1) (7, 1) (8, 1) (8, 1) (9, PH) (9, PH) (9, PH)										2	0	0	0	0	1	3									
Inning Stats	R: 0 E: 0 K: 2 S: 9	H: 0 LOB: 0 BB: 0 P: 14	R: 0 E: 0 K: 0 S: 9	H: 0 LOB: 0 BB: 0 P: 12	R: 1 E: 0 K: 2 S: 9	H: 1 LOB: 1 BB: 1 P: 15	R: 2 E: 0 K: 0 S: 15	H: 3 LOB: 2 BB: 1 P: 24	R: 3 E: 0 K: 0 S: 10	H: 2 LOB: 0 BB: 0 P: 16	R: 1 E: 0 K: 0 S: 7	H: 1 LOB: 1 BB: 1 P: 13	R: 0 E: 0 K: 1 S: 8	H: 0 LOB: 0 BB: 0 P: 13	R: 0 E: 0 K: 0 S: 6	H: 0 LOB: 0 BB: 1 P: 12		R: 1 E: 0 K: 0 S: 8	H: 2 LOB: 2 BB: 1 P: 13	1B: 7 2B: 2 3B: 0 HR: 1	SF: 1 SAC: 1 DP: 1 HBP: 1	WP: 0 PB: 0 SB: 1 CS: 0	PA: 41		
PITCHER	IP	WLS	BF	H	R	ER	SO	BB	IBB	HBP	BLK	WP	HR	S	P	ERA	WHIP								
Joey Hamilton, R ERA: 4.47 Scott Williamson, R ERA: 2.66 Luis Pineda, R ERA: 3.33 Gabe White, L ERA: 2.59	5.0	L	24	6	6	6	4	2	0	1	0	0	1	52	81	10.80	1.600								

AB 33
R 8
H 9
RBI 8
BB 5
SO 5
LOB 13



Batter	1	2	3	4	5	6	7	8	9	AB	R	H	RBI	BB	SO	LOB	BOTTOM								
Barry Larkin, R OBP: 0.281, SLG: 0.337 (1, 6)										5	0	1	0	0	0	3	St. Louis Cardinals @ Cincinnati Reds Cinergy Field, Cincinnati, OH Tue Jun 04 2002, 7:10 PM EDT Att: 19,189 - Cloudy - 82 F								
Adam Dunn, L OBP: 0.456, SLG: 0.544 (1, 7)										3	0	0	1	0	1	2									
Ken Griffey Jr., L OBP: 0.293, SLG: 0.300 (1, 8)										5	1	1	0	0	0	2									
Juan Encarnacion, R OBP: 0.319, SLG: 0.470 (1, 9)										4	0	0	0	1	0	2									
Sean Casey, L OBP: 0.382, SLG: 0.398 (1, 3)										3	1	3	0	1	0	0									
Aaron Boone, R OBP: 0.295, SLG: 0.362 (1, 5)										4	1	1	3	0	0	4									
Todd Walker, L OBP: 0.342, SLG: 0.388 (1, 4)										3	1	1	0	1	0	0									
Jason LaRue, R OBP: 0.305, SLG: 0.315 (1, 2)										4	0	1	1	0	1	2									
Joey Hamilton, R OBP: 0.222, SLG: 0.254 Wilton Guerrero, S Scott Williamson, R Austin Kearns, R Luis Pineda, R Gabe White, L Reggie Taylor, L (1, 1) (5, PH) (5, PH) (7, PH) (8, PH) (9, PH) (9, PH)										1	0	1	0	0	0	0									
Inning Stats	R: 0 E: 0 K: 0 S: 6	H: 0 LOB: 0 BB: 0 P: 10	R: 0 E: 0 K: 0 S: 11	H: 1 LOB: 2 BB: 1 P: 20	R: 0 E: 0 K: 0 S: 7	H: 1 LOB: 0 BB: 0 P: 10	R: 0 E: 0 K: 0 S: 6	H: 0 LOB: 1 BB: 1 P: 13	R: 0 E: 0 K: 0 S: 8	H: 1 LOB: 1 BB: 0 P: 12	R: 0 E: 0 K: 0 S: 11	H: 1 LOB: 2 BB: 1 P: 19	R: 1 E: 0 K: 1 S: 15	H: 2 LOB: 0 BB: 0 P: 21	R: 3 E: 1 K: 1 S: 10	H: 3 LOB: 0 BB: 0 P: 15		R: 1 E: 0 K: 0 S: 11	H: 2 LOB: 1 BB: 0 P: 19	1B: 8 2B: 3 3B: 0 HR: 1	SF: 1 SAC: 0 DP: 2 HBP: 1	WP: 0 PB: 0 SB: 1 CS: 0	PA: 40		
PITCHER	IP	WLS	BF	H	R	ER	SO	BB	IBB	HBP	BLK	WP	HR	S	P	ERA	WHIP								
Jason Simontacchi, R ERA: 2.48 Steve Kline, L ERA: 5.06 Mike Matthews, L ERA: 3.6 Dave Veres, R ERA: 3.82 44 Jason Istringhausen, R ERA: 1.15	6.1	W	27	6	1	1	0	3	0	1	0	0	0	58	96	1.42	1.421								

AB 35
R 5
H 11
RBI 5
BB 3
SO 2
LOB 16



Batter	1	2	3	4	5	6	7	8	9	AB	R	H	RBI	BB	SO	LOB	TOP										
Fernando Vina, L (1,4) OBP: 0.354, SLG: 0.390	G5-3		1B		G6-3		L8		FC1-2 IBB	4	0	1	0	1	0	0	St. Louis Cardinals @ Cincinnati Reds Cinergy Field, Cincinnati, OH Thu Jun 06 2002, 12:35 PM EDT Att: 23,102 - Cloudy - 64 F										
Kerry Robinson, L (1,8) OBP: 0.321, SLG: 0.403					G4-3		F8		FC1-2	2	0	0	0	1	1	1											
Mike Matheny, R (7,PH) OBP: 0.304, SLG: 0.376			K							1	0	0	0	0	0	0											
Mike Timlin, R (7,1) Steve Kline, S (8,1)										0	0	0	0	0	0	0											
Miguel Cairo, R (9,PH) OBP: 0.290, SLG: 0.365	BB								1-2 2-3 3-H	1	0	0	0	0	0	3											
J.D. Drew, L (1,9) OBP: 0.362, SLG: 0.483	K		F8		F5				F8	5	1	1	1	0	1	5											
5 Albert Pujols, R (1,5) OBP: 0.384, SLG: 0.516	PO								HR	3	1	2	0	1	0	0											
Tino Martinez, L (1,3) OBP: 0.342, SLG: 0.360										3	0	1	0	1	1	2											
Edgar Renteria, R (1,6) OBP: 0.346, SLG: 0.399					E5		L9			4	0	1	0	0	1	2											
Eduardo Perez, R (1,7) OBP: 0.211, SLG: 0.320					K					4	0	1	1	0	1	3											
Eli Marrero, R (1,2) OBP: 0.338, SLG: 0.400			F3		FC5-4		G5-3			4	0	1	0	0	0	6											
Woody Williams, R (1,1) OBP: 0.182, SLG: 0.273					G6-3					2	0	0	0	0	0	3											
Placido Polanco, R (7,PH) OBP: 0.285, SLG: 0.322	FC6-4						G1-5-3		FC1-2 WP	2	0	1	0	0	0	0											
Inning Stats	R: 0 E: 0 K: 1 S: 9	H: 0 LOB: 0 BB: 1 P: 15	R: 1 E: 0 K: 0 S: 8	H: 1 LOB: 2 BB: 2 P: 20	R: 0 E: 0 K: 1 S: 13	H: 2 LOB: 0 BB: 0 P: 20	R: 0 E: 1 K: 1 S: 12	H: 0 LOB: 1 BB: 0 P: 18	R: 0 E: 0 K: 0 S: 6	H: 3 LOB: 2 BB: 0 P: 14	R: 0 E: 0 K: 0 S: 5	H: 0 LOB: 0 BB: 0 P: 7	R: 1 E: 0 K: 2 S: 13	H: 1 LOB: 0 BB: 0 P: 17	R: 0 E: 0 K: 0 S: 10	H: 2 LOB: 3 BB: 1 P: 18	1B: 8 2B: 0 3B: 0 HR: 1	SF: 0 SAC: 0 DP: 1 HBP: 0	WP: 1 PB: 0 SB: 0 CS: 0	PA: 40							
PITCHER	IP	WLS	BF	H	R	ER	SO	BB	IBB	HBP	BLK	WP	HR	S	P	ERA	WHIP										
Jimmy Haynes, R (1,1) ERA: 4.59	5.1	W	24	5	1	1	3	3	0	0	0	0	0	54	95	1.69	1.500										
Scott Sullivan, R (6,1) ERA: 3.55	1.0	H	3	1	0	0	0	0	0	0	0	0	0	6	7	0.00	1.000										
Gabe White, L (7,1) ERA: 2.73	1.2	H	6	1	1	1	2	0	0	0	0	0	1	17	22	5.40	0.600										
Danny Graves, R (9,1) ERA: 2.31	1.0	S	6	2	0	0	0	0	1	0	0	1	0	10	18	0.00	2.000										

Batter	1	2	3	4	5	6	7	8	9	AB	R	H	RBI	BB	SO	LOB	BOTTOM										
Barry Larkin, R (1,6) OBP: 0.281, SLG: 0.351			G6-4-3		SF9			B1-3		3	1	1	2	0	0	1	St. Louis Cardinals @ Cincinnati Reds Cinergy Field, Cincinnati, OH Thu Jun 06 2002, 12:35 PM EDT Att: 23,102 - Cloudy - 64 F										
Sean Casey, L (1,3) OBP: 0.380, SLG: 0.395			F7		L8			K		4	0	1	0	0	1	1											
Ken Griffey Jr., L (1,8) OBP: 0.306, SLG: 0.358								G4-3		3	1	1	1	1	0	0											
Austin Kearns, R (1,9) OBP: 0.431, SLG: 0.531										2	0	0	0	1	2	2											
Gabe White, L (7,1) Juan Encarnacion, R (9,9) OBP: 0.319, SLG: 0.470			K							0	0	0	0	0	0	0											
Adam Dunn, L (1,7) OBP: 0.454, SLG: 0.541										3	0	1	0	0	1	2											
Aaron Boone, R (1,5) OBP: 0.291, SLG: 0.357										3	0	0	0	0	1	1											
Todd Walker, L (1,4) OBP: 0.342, SLG: 0.385										2	1	0	0	1	0	0											
Jason LaRue, R (1,2) OBP: 0.308, SLG: 0.318										2	0	1	0	0	0	0											
Jimmy Haynes, R (1,1) OBP: 0.174, SLG: 0.217										2	0	2	0	0	0	0											
Scott Sullivan, R (6,1) Reggie Taylor, L (7,9) OBP: 0.284, SLG: 0.400										0	0	0	0	0	0	0											
Danny Graves, R (9,1) ERA: 4.76										1	0	0	0	0	0	1											
Inning Stats	R: 1 E: 0 K: 1 S: 12	H: 2 LOB: 1 BB: 1 P: 24	R: 0 E: 0 K: 0 S: 4	H: 0 LOB: 0 BB: 0 P: 6	R: 0 E: 0 K: 0 S: 7	H: 1 LOB: 0 BB: 0 P: 13	R: 1 E: 0 K: 3 S: 14	H: 1 LOB: 0 BB: 0 P: 20	R: 1 E: 0 K: 0 S: 9	H: 1 LOB: 1 BB: 1 P: 16	R: 0 E: 0 K: 0 S: 8	H: 1 LOB: 1 BB: 1 P: 16	R: 0 E: 0 K: 0 S: 5	H: 1 LOB: 0 BB: 0 P: 8	R: 0 E: 0 K: 1 S: 5	H: 0 LOB: 0 BB: 0 P: 8	1B: 5 2B: 0 3B: 0 HR: 2	SF: 1 SAC: 1 DP: 3 HBP: 0	WP: 0 PB: 0 SB: 0 CS: 0	PA: 30							
PITCHER	IP	WLS	BF	H	R	ER	SO	BB	IBB	HBP	BLK	WP	HR	S	P	ERA	WHIP										
Woody Williams, R (1,1) ERA: 2.73	6.0	L	24	6	3	3	4	3	0	0	0	0	0	54	95	4.50	1.500										
Mike Timlin, R (7,1) ERA: 2.49	1.1		4	1	0	0	0	0	0	0	0	0	0	6	9	0.00	0.750										
Steve Kline, L (8,1) ERA: 4.76	0.2		2	0	0	0	1	0	0	0	0	0	0	4	7	0.00	0.000										

AB	35
R	2
H	9
RBI	2
BB	4
SO	5
LOB	25



AB	25
R	3
H	7
RBI	3
BB	3
SO	5
LOB	8



Batter	1	2	3	4	5	6	7	8	9	AB	R	H	RBI	BB	SO	LOB	TOP										
Barry Larkin, R OBP: 0.283, SLG: 0.353	F8			FC3-6 1B	G5-3			1B S 1B	F8	5	1	2	0	0	0	2	Cincinnati Reds @ Anaheim Angels Edison International Field, Anaheim, CA Fri Jun 07 2002, 10:05 PM EDT Att: 35,341 - Cloudy - 66 F										
Sean Casey, L OBP: 0.377, SLG: 0.392	F7			FC3-6 1B		G4-3		F8		4	0	1	0	0	0	1											
Ken Griffey Jr., L OBP: 0.297, SLG: 0.345 Reggie Taylor, L OBP: 0.270, SLG: 0.403	G6-3			FC3-6 S 1-2 2-3		K		1B 1-3 1B		2	0	0	0	0	0	2											
Adam Dunn, L OBP: 0.455, SLG: 0.540		L9			K			1B 1-3 1B		4	0	2	1	0	1	2											
Juan Encarnacion, R OBP: 0.314, SLG: 0.462		G5-3						1B 3-H 1B	G4-3	4	0	0	0	0	0	6											
Aaron Boone, R OBP: 0.290, SLG: 0.355		G1-3						1B 2B	K	4	1	1	0	0	1	0											
Todd Walker, L OBP: 0.345, SLG: 0.392				K				G5-4-3 1B	G6-3	4	0	2	1	0	1	0											
Austin Kearns, R OBP: 0.427, SLG: 0.522				G1-3				G5-4-3 1-2 1B	DI 1B	4	1	1	0	0	0	2											
Corky Miller, R OBP: 0.377, SLG: 0.552 Wilton Guerrero, S OBP: 0.313, SLG: 0.279 Jason LaRue, R OBP: 0.313, SLG: 0.323				G3				K	1-H 1B	2	0	0	0	0	1	1											
Inning Stats	R: 0 E: 0 K: 0 S: 7	H: 0 LOB: 0 BB: 0 P: 12	R: 0 E: 0 K: 0 S: 9	H: 0 LOB: 0 BB: 0 P: 13	R: 0 E: 0 K: 1 S: 12	H: 0 LOB: 0 BB: 0 P: 19	R: 0 E: 0 K: 1 S: 9	H: 2 LOB: 3 BB: 0 P: 14	R: 1 E: 0 K: 1 S: 14	H: 2 LOB: 1 BB: 0 P: 19	R: 0 E: 0 K: 0 S: 9	H: 1 LOB: 1 BB: 0 P: 12	R: 0 E: 0 K: 0 S: 6	H: 1 LOB: 0 BB: 0 P: 9	R: 1 E: 0 K: 1 S: 16	H: 3 LOB: 2 BB: 0 P: 23		R: 1 E: 0 K: 1 S: 11	H: 2 LOB: 1 BB: 0 P: 17	1B: 10 2B: 1 3B: 0 HR: 0	SF: 0 SAC: 0 DP: 1 HBP: 0	WP: 0 PB: 0 SB: 2 CS: 0	PA: 37				
PITCHER	IP	WLS	BF	H	R	ER	SO	BB	IBB	HBP	BLK	WP	HR	S	P	ERA	WHIP										
Aaron Sele, R ERA: 4.89	7.1	W	28	7	2	2	5	0	0	0	0	0	0	71	105	2.46	0.955										
Dennis Cook, L ERA: 2.12	0.1	H	2	1	0	0	0	0	0	0	0	0	0	7	11	0.00	3.000										
Al Levine, R ERA: 3.18	0.1	H	2	1	0	0	0	0	0	0	0	0	0	4	5	0.00	3.000										
Troy Percival, R ERA: 2.95	1.0	S	5	2	1	1	1	0	0	0	0	0	0	11	17	9.00	2.000										

AB	37
R	3
H	11
RBI	3
BB	0
SO	6
LOB	16



Batter	1	2	3	4	5	6	7	8	9	AB	R	H	RBI	BB	SO	LOB	BOTTOM										
David Eckstein, R OBP: 0.358, SLG: 0.380	FC4-6 BB		1B BB		F9			16 FC3-2 WP 1B		2	0	1	0	2	0	0	Cincinnati Reds @ Anaheim Angels Edison International Field, Anaheim, CA Fri Jun 07 2002, 10:05 PM EDT Att: 35,341 - Cloudy - 66 F										
Darin Erstad, L OBP: 0.329, SLG: 0.394	FC4-6 CS 1-2		16 2B 1B		G3			F8		4	1	1	0	0	0	3											
Troy Glaus, R OBP: 0.349, SLG: 0.507	K 1-2		16 2B 1B		F7			16 FC3-2 IBB		3	1	1	1	1	1	1											
16 Garret Anderson, L OBP: 0.328, SLG: 0.556		K			P6			FC3-2		4	0	1	2	0	1	3											
Brad Fullmer, L OBP: 0.332, SLG: 0.497 Tim Salmon, R OBP: 0.378, SLG: 0.518		K		G5-3		G6-3		K		3	0	0	0	0	1	1											
Orlando Palmeiro, L OBP: 0.415, SLG: 0.452		G6-3						F7		3	0	1	0	0	0	0											
Scott Spiezio, S OBP: 0.365, SLG: 0.376					FC5-4 CS			G3		3	1	1	0	0	0	1											
Jorge Fabregas, L OBP: 0.227, SLG: 0.190					G3-1			G4-3		3	1	1	0	0	0	1											
Adam Kennedy, L OBP: 0.323, SLG: 0.406					G4-3			WP 16 FC3-2 1B		3	0	1	1	0	0	1											
Inning Stats	R: 0 E: 0 K: 1 S: 9	H: 0 LOB: 1 BB: 1 P: 16	R: 0 E: 0 K: 2 S: 9	H: 0 LOB: 0 BB: 0 P: 13	R: 4 E: 0 K: 0 S: 16	H: 5 LOB: 1 BB: 1 P: 29	R: 0 E: 0 K: 0 S: 6	H: 1 LOB: 0 BB: 0 P: 7	R: 0 E: 0 K: 0 S: 7	H: 0 LOB: 0 BB: 0 P: 8	R: 0 E: 0 K: 0 S: 6	H: 0 LOB: 0 BB: 0 P: 8	R: 0 E: 0 K: 0 S: 6	H: 0 LOB: 0 BB: 0 P: 9	R: 0 E: 0 K: 1 S: 14	H: 2 LOB: 3 BB: 1 P: 22		R: 0 E: 0 K: 1 S: 11	H: 2 LOB: 1 BB: 0 P: 17	1B: 7 2B: 2 3B: 0 HR: 0	SF: 0 SAC: 0 DP: 1 HBP: 0	WP: 1 PB: 0 SB: 0 CS: 2	PA: 32				
PITCHER	IP	WLS	BF	H	R	ER	SO	BB	IBB	HBP	BLK	WP	HR	S	P	ERA	WHIP										
Chris Reitsma, R ERA: 2.92	7.0	L	26	6	4	4	3	2	0	0	0	0	0	59	90	5.14	1.143										
Jose Silva, R ERA: 2.7	0.1		4	2	0	0	0	0	1	0	0	1	0	7	11	0.00	6.000										
Gabe White, L ERA: 2.7	0.1		1	0	0	0	0	0	0	0	0	0	0	3	4	0.00	0.000										
Scott Sullivan, R ERA: 3.51	0.1		1	0	0	0	1	0	0	0	0	0	0	4	7	0.00	0.000										

AB	29
R	4
H	8
RBI	4
BB	3
SO	4
LOB	14



Batter	1	2	3	4	5	6	7	8	9	AB	R	H	RBI	BB	SO	LOB	TOP					
Barry Larkin, R OBP: 0.281, SLG: 0.354 (1, 6)										5	1	1	0	0	0	1						
Sean Casey, L OBP: 0.376, SLG: 0.389 (1, 3)										4	1	1	0	1	0	2						
Adam Dunn, L OBP: 0.456, SLG: 0.534 (1, 7)										2	1	0	0	2	0	1						
Austin Kearns, R OBP: 0.429, SLG: 0.522 (1, 9)										4	1	2	0	0	0	2						
Aaron Boone, R OBP: 0.290, SLG: 0.358 (1, 5)										4	0	1	1	0	1	4						
Todd Walker, L OBP: 0.351, SLG: 0.393 (1, 4)										2	0	1	0	2	0	0						
Russell Branyan, L OBP: 0.272, SLG: 0.372 (1, 10)										3	0	0	2	0	0	3						
Jason LaRue, R OBP: 0.304, SLG: 0.313 (1, 2)										4	0	0	0	0	2	2						
Reggie Taylor, L OBP: 0.256, SLG: 0.382 (1, 8)										4	0	0	0	0	0	1						
Inning Stats	R: 0 E: 0 K: 0 S: 10	H: 1 LOB: 2 BB: 1 P: 19	R: 0 E: 0 K: 0 S: 5	H: 0 LOB: 0 BB: 0 P: 8	R: 0 E: 0 K: 0 S: 5	H: 0 LOB: 0 BB: 0 P: 7	R: 1 E: 0 K: 2 S: 16	H: 1 LOB: 2 BB: 2 P: 33	R: 1 E: 0 K: 0 S: 11	H: 1 LOB: 0 BB: 0 P: 17	R: 0 E: 0 K: 0 S: 7	H: 1 LOB: 1 BB: 0 P: 8	R: 0 E: 0 K: 1 S: 6	H: 0 LOB: 0 BB: 0 P: 10	R: 2 E: 0 K: 0 S: 11	H: 2 LOB: 1 BB: 2 P: 25	R: 0 E: 1 K: 0 S: 5	H: 0 LOB: 1 BB: 0 P: 7	1B: 4 2B: 2 3B: 0 HR: 0	SF: 1 SAC: 0 DP: 0 HBP: 0	WP: 0 PB: 0 SB: 0 CS: 1	PA: 39
PITCHER	IP	WLS	BF	H	R	ER	SO	BB	IBB	HBP	BLK	WP	HR	S	P	ERA	WHIP					
Ramon Ortiz, R ERA: 3.34 (1, 1)	7.0		28	4	2	2	3	3	0	0	1	0	0	60	102	2.57	1.000					
Dennis Cook, L ERA: 2.5 (8, 1)	0.1	L	2	0	1	1	0	1	0	0	0	0	0	4	9	27.00	3.000					
Ben Weber, R ERA: 3.08 (8, 1)	1.1		7	2	1	1	0	0	1	0	0	0	0	10	20	6.75	1.500					
Donne Wall, R ERA: 6.63 (9, 1)	0.1		1	0	0	0	0	0	0	0	0	0	0	2	3	0.00	0.000					

Cincinnati Reds @ Anaheim Angels
Edison International Field, Anaheim, CA
Sat Jun 08 2002, 4:05 PM EDT
Att: 29,881 - Cloudy - 72 F

AB 32
R 4
H 6
RBI 3
BB 5
SO 3
LOB 16



Batter	1	2	3	4	5	6	7	8	9	AB	R	H	RBI	BB	SO	LOB	BOTTOM					
David Eckstein, R OBP: 0.353, SLG: 0.374 (1, 6)										3	0	0	0	0	0	0						
Darin Erstad, L OBP: 0.328, SLG: 0.392 (1, 8)										4	0	1	1	0	0	0						
Troy Glaus, R OBP: 0.344, SLG: 0.498 (1, 5)										4	0	0	0	0	2	1						
16 Garret Anderson, L OBP: 0.331, SLG: 0.559 (1, 7)										4	1	2	0	0	0	0						
Brad Fullmer, L OBP: 0.340, SLG: 0.503 (1, 10)										2	0	1	0	1	0	0						
Orlando Palmeiro, L OBP: 0.472, SLG: 0.448 (1, 9)										3	1	1	0	0	0	3						
Scott Spiezio, S ERA: 2.56 (1, 3)										2	0	1	1	2	0	0						
Julio Ramirez, R OBP: 0.350, SLG: 0.579 (9, PH)										0	0	0	0	0	0	0						
Bengie Molina, R OBP: 0.293, SLG: 0.323 (1, 2)										4	0	1	1	0	1	5						
Adam Kennedy, L OBP: 0.325, SLG: 0.407 (1, 4)										2	1	1	0	0	0	0						
Tim Salmon, R OBP: 0.376, SLG: 0.515 (7, PH)										1	0	0	0	0	0	3						
Jose Nieves, R OBP: 0.301, SLG: 0.319 (8, 4)										0	0	0	0	0	0	0						
Jorge Fabregas, L ERA: 2.6 (9, PH)										1	0	0	0	0	0	2						
Inning Stats	R: 0 E: 0 K: 0 S: 8	H: 0 LOB: 0 BB: 0 P: 12	R: 1 E: 0 K: 0 S: 13	H: 3 LOB: 2 BB: 0 P: 17	R: 1 E: 0 K: 0 S: 15	H: 2 LOB: 0 BB: 0 P: 21	R: 0 E: 0 K: 0 S: 6	H: 0 LOB: 0 BB: 1 P: 15	R: 0 E: 0 K: 1 S: 6	H: 0 LOB: 0 BB: 0 P: 10	R: 0 E: 0 K: 1 S: 11	H: 0 LOB: 0 BB: 0 P: 18	R: 0 E: 0 K: 0 S: 5	H: 1 LOB: 3 BB: 1 P: 13	R: 0 E: 0 K: 1 S: 9	H: 0 LOB: 0 BB: 0 P: 12	R: 1 E: 0 K: 0 S: 10	H: 2 LOB: 2 BB: 1 P: 18	1B: 5 2B: 4 3B: 0 HR: 0	SF: 0 SAC: 2 DP: 2 HBP: 1	WP: 0 PB: 0 SB: 0 CS: 0	PA: 36
PITCHER	IP	WLS	BF	H	R	ER	SO	BB	IBB	HBP	BLK	WP	HR	S	P	ERA	WHIP					
Elmer Dessens, R ERA: 2.56 (1, 1)	5.2		20	5	2	2	1	1	0	0	0	0	0	55	87	3.18	1.059					
Scott Williamson, R ERA: 2.56 (6, 1)	1.0		6	1	0	0	1	0	1	1	0	0	0	8	16	0.00	1.000					
Gabe White, L ERA: 2.6 (7, 1)	1.1	W	4	0	0	0	1	0	0	0	0	0	0	10	15	0.00	0.000					
Danny Graves, R ERA: 2.5 (9, 1)	1.0	S	6	2	1	1	0	1	0	0	0	0	0	10	18	9.00	3.000					

Cincinnati Reds @ Anaheim Angels
Edison International Field, Anaheim, CA
Sat Jun 08 2002, 4:05 PM EDT
Att: 29,881 - Cloudy - 72 F

AB 30
R 3
H 8
RBI 3
BB 3
SO 3
LOB 14



Batter	1	2	3	4	5	6	7	8	9	AB	R	H	RBI	BB	SO	LOB	TOP										
Barry Larkin, R OBP: 0.288, SLG: 0.356	2-2 G4-6-3 BB 1B		4-2 1B BB		0-1 BB 1B		3-1 L5-3 1-2		3-2 F8	4	0	2	0	1	0	1											
Juan Encarnacion, R OBP: 0.324, SLG: 0.465	4-0 G4-6-3 BB		0-1 FC4-6 1B		0-3 K			4-2 BB DI BB	2-2 1B BB 1B	3	1	2	0	2	1	1											
Sean Casey, L OBP: 0.378, SLG: 0.383	0-2 G4-6-3 1-2 2-3		1-0 FC4-6 1-2		4-2 BB			1-3 K 1-2	4-2 1B BB 1B	3	1	0	0	2	1	5											
Adam Dunn, L OBP: 0.455, SLG: 0.531	2-2 F7			3-2 1B G4-3 1B		0-3 K		0-3 K	3-1 1B BB 1B 1-2 2-3	5	1	2	0	0	2	4											
Austin Kearns, R OBP: 0.434, SLG: 0.521		0-0 F8		2-0 G4-3 1-3 1B		2-3 K		4-2 BB BB	0-0 1B 1-2 2-H 3-H 1B	4	0	2	2	1	1	0											
Aaron Boone, R OBP: 0.292, SLG: 0.356		2-2 L5		2-1 F9		2-1 G1-6-3 1B		4-1 BB 1-2 2-3 BB	0-3 K	4	0	1	0	1	1	4											
Todd Walker, L OBP: 0.346, SLG: 0.385		1-2 G1-3		0-0 G4-3		0-2 G1-6-3 1-2		0-2 F7		4	0	0	1	0	0	5											
Russell Branyan, L OBP: 0.271, SLG: 0.387			2-2 G4-3		2-2 G6-3		1-2 G4-3		3-2 HR	4	1	1	1	0	0	1											
Jason LaRue, R OBP: 0.305, SLG: 0.314			0-0 F9			0-3 K			2-2 G4-3	3	0	1	0	0	1	0											
Wilton Guerrero, S OBP: 0.309, SLG: 0.274							0-0 L5-3 1B			1	0	0	0	0	0	0											
Inning Stats	R: 0 E: 0 K: 0 S: 11	H: 1 LOB: 1 BB: 1 P: 19	R: 0 E: 0 K: 0 S: 7	H: 0 LOB: 0 BB: 0 P: 10	R: 0 E: 0 K: 0 S: 10	H: 1 LOB: 2 BB: 1 P: 17	R: 1 E: 0 K: 0 S: 10	H: 2 LOB: 1 BB: 0 P: 19	R: 0 E: 0 K: 1 S: 8	H: 1 LOB: 0 BB: 0 P: 12	R: 0 E: 0 K: 0 S: 6	H: 1 LOB: 0 BB: 0 P: 10	R: 0 E: 0 K: 2 S: 14	H: 0 LOB: 3 BB: 3 P: 27	R: 3 E: 0 K: 1 S: 21	H: 4 LOB: 2 BB: 1 P: 38	1B: 10 2B: 1 3B: 0 HR: 1	SF: 0 SAC: 0 DP: 3 HBP: 0	WP: 0 PB: 0 SB: 0 CS: 0	PA: 42							
PITCHER	IP	WLS	BF	H	R	ER	SO	BB	IBB	HBP	BLK	WP	HR	S	P	ERA	WHIP										
Scott Schoeneweis, L ERA: 4.5	6.1	W	27	7	1	1	4	3	0	0	0	0	0	64	100	1.42	1.579										
Lou Pote, R ERA: 2.53	7.1		11	6	0	0	2	3	0	0	0	0	0	13	29	0.00	2.250										
Dennis Cook, L ERA: 2.55	8.1		0.1	1	0	0	0	0	0	0	0	0	0	3	3	0.00	0.000										
Al Levine, R ERA: 4.03	9.1		0.2	6	3	3	0	1	0	0	0	0	1	17	34	40.50	6.000										
Troy Percival, R ERA: 2.99	9.1	S	2	1	0	0	1	0	0	0	0	0	0	4	4	0.00	3.000										

Cincinnati Reds @ Anaheim Angels
Edison International Field, Anaheim, CA
Sun Jun 09 2002, 4:05 PM EDT
Att: 35,501 - Cloudy - 69 F

AB 35
R 4
H 11
RBI 4
BB 7
SO 7
LOB 21



Batter	1	2	3	4	5	6	7	8	9	AB	R	H	RBI	BB	SO	LOB	BOTTOM										
David Eckstein, R OBP: 0.356, SLG: 0.401	1-1 G5-3 3B		1-2 HR	1-1 G4-3			1-1 G4-3			4	2	2	4	0	0	1											
Darin Erstad, L OBP: 0.322, SLG: 0.385	2-2 G5-3		1-1 G4-3	2-2 L5			1-1 G6-3			4	0	0	1	0	0	1											
Troy Glaus, R OBP: 0.339, SLG: 0.489	0-0 G4-3		1-2 F9	3-H		2-3 K			1-1 F8	4	0	0	0	0	1	0											
16 Garret Anderson, L OBP: 0.333, SLG: 0.558	2-0 F8		3-1 G5-3 1B		1-0 CS 1B			2-0 F8		4	0	2	0	0	0	0											
Brad Fullmer, L OBP: 0.338, SLG: 0.494		0-1 F8		0-1 G5-3		3-3 K		4-1 S BB		3	0	0	0	1	1	2											
Scott Spiezio, S OBP: 0.372, SLG: 0.383			1-2 G5-3		1-2 K					0	0	0	0	0	0	0											
Tim Salmon, R OBP: 0.380, SLG: 0.523		3-2 FC3-6 1B		3-1 F8			0-0 F8 2B		3-3 K	3	0	2	0	0	0	1											
Julio Ramirez, R OBP: 0.333, SLG: 0.550								1-2 K		1	0	0	0	0	1	1											
Orlando Palmeiro, L OBP: 0.426, SLG: 0.433		2-2 FC3-6 BB 1B HR		4-0 1B 3B BB			0-0 P5		0-1 F9	3	2	0	0	1	0	3											
Bengie Molina, R OBP: 0.299, SLG: 0.328		1-1 BB HR 1B		0-0 3B 1B			1-1 F8			3	2	2	0	0	0	1											
Adam Kennedy, L OBP: 0.330, SLG: 0.419		4-1 HR BB		0-1 L5 3B			1-3 K			2	1	1	2	1	1	2											
Inning Stats	R: 1 E: 0 K: 0 S: 7	H: 1 LOB: 0 BB: 1 P: 12	R: 4 E: 0 K: 0 S: 19	H: 3 LOB: 0 BB: 1 P: 31	R: 0 E: 0 K: 0 S: 10	H: 1 LOB: 1 BB: 0 P: 17	R: 2 E: 0 K: 0 S: 13	H: 2 LOB: 0 BB: 1 P: 20	R: 0 E: 0 K: 2 S: 9	H: 1 LOB: 2 BB: 0 P: 15	R: 0 E: 0 K: 1 S: 7	H: 0 LOB: 0 BB: 0 P: 9	R: 0 E: 0 K: 1 S: 7	H: 0 LOB: 1 BB: 1 P: 16	1B: 5 2B: 3 3B: 2 HR: 1	SF: 0 SAC: 0 DP: 2 HBP: 0	WP: 0 PB: 0 SB: 1 CS: 1	PA: 34									
PITCHER	IP	WLS	BF	H	R	ER	SO	BB	IBB	HBP	BLK	WP	HR	S	P	ERA	WHIP										
Joey Hamilton, R ERA: 5.16	5.0	L	23	8	7	7	2	2	0	0	0	0	0	20	34	12.60	2.000										
Jim Brower, R ERA: 3.89	6.1		3.0	11	1	0	0	1	0	0	0	0	0	20	34	0.00	0.667										

Cincinnati Reds @ Anaheim Angels
Edison International Field, Anaheim, CA
Sun Jun 09 2002, 4:05 PM EDT
Att: 35,501 - Cloudy - 69 F


AB 31
R 7
H 9
RBI 7
BB 3
SO 4
LOB 12



Batter	1	2	3	4	5	6	7	8	9	AB	R	H	RBI	BB	SO	LOB	TOP			
Barry Larkin, R OBP: 0.288, SLG: 0.355 Juan Castro, R OBP: 0.500, SLG: 1.000	0-1 F7	2-2 1B		0-0 G4-3			0-0 G6-3		0-0 2B	4	0	1	0	0	0	2				
Sean Casey, L OBP: 0.375, SLG: 0.383	1-0 BB	0-1 G3-1			2-0 G6-4-3		1-0 F8		1-2 L3	5	0	2	0	0	0	5				
Adam Dunn, L OBP: 0.457, SLG: 0.528	4-1 BB			1-0 1B		2-3 K		0-1 G4-3	4-1 BB	3	0	1	0	2	1	1				
Austin Kearns, R OBP: 0.421, SLG: 0.503	0-0 L9			2-3 K		0-1 G6-4-3		1-2 G4-3	0-3 K	5	0	0	0	0	2	6				
Juan Encarnacion, R OBP: 0.320, SLG: 0.459 Reggie Taylor, L OBP: 0.266, SLG: 0.390	0-3 K			1-2 F7		1-1 G5-3		1-2 1B		3	0	0	0	0	1	3				
Aaron Boone, R OBP: 0.287, SLG: 0.350		0-0 B1-3		0-0 F9		1-2 L9		0-0 L7		4	0	0	0	0	0	2				
Russell Branyan, L OBP: 0.276, SLG: 0.395	1-0 1B			1-2 G4-3		0-2 P6		3-2 1B	3-2 BLK	4	1	2	0	0	0	0				
Todd Walker, L OBP: 0.341, SLG: 0.380 Wilton Guerrero, S OBP: 0.319, SLG: 0.286	1-1 P4			1-3 K		1-2 F9		0-0 BLK	2-3 2B	3	0	0	0	0	1	1				
Jason LaRue, R OBP: 0.316, SLG: 0.336	2-2 1B			1-2 2B		0-0 2B		2-3 K	1-2 3H	3	0	2	0	0	1	1				
Inning Stats	R: 0 E: 0 K: 1 S: 8	H: 1 LOB: 2 BB: 1 P: 13	R: 0 E: 0 K: 0 S: 12	H: 2 LOB: 2 BB: 0 P: 18	R: 0 E: 0 K: 1 S: 8	H: 1 LOB: 1 BB: 0 P: 12	R: 0 E: 0 K: 1 S: 12	H: 1 LOB: 0 BB: 0 P: 15	R: 0 E: 0 K: 0 S: 7	H: 0 LOB: 0 BB: 0 P: 10	R: 0 E: 0 K: 0 S: 6	H: 1 LOB: 1 BB: 0 P: 8	R: 0 E: 0 K: 0 S: 9	H: 1 LOB: 1 BB: 0 P: 11	R: 2 E: 0 K: 2 S: 16	H: 3 LOB: 2 BB: 1 P: 26	1B: 7 2B: 4 3B: 0 HR: 0	SF: 0 SAC: 0 DP: 1 HBP: 1	WP: 0 PB: 0 SB: 0 CS: 0	PA: 40
PITCHER	IP WLS BF H R ER SO BB IBB HBP BLK WP HR S P ERA WHIP	8.1 W 37 11 2 2 5 1 0 1 1 0 0 7 112 2.16 1.440	0.2 3 0 0 0 1 1 0 0 0 0 0 7 12 0.00 1.500																	

Cincinnati Reds @ Texas Rangers
The Ballpark at Arlington, Arlington, TX
Mon Jun 10 2002, 8:05 PM EDT
Att: 23,991 - Sunny - 88 F


AB 37
R 2
H 11
RBI 1
BB 2
SO 6
LOB 21





Batter	1	2	3	4	5	6	7	8	9	AB	R	H	RBI	BB	SO	LOB	BOTTOM			
Mike Lamb, L OBP: 0.341, SLG: 0.460	1-1 G4-3	3-2 HBP		0-0 F7		4-1 1B				3	0	1	0	1	0	1				
Ivan Rodriguez, R OBP: 0.326, SLG: 0.371	2-0 F7	1-3 K		1-3 K		1-0 BB		1-2 2H	1-2 1B	4	0	1	1	0	2	2				
Alex Rodriguez, R OBP: 0.410, SLG: 0.633	1-1 BB	3-2 HBP		1-2 CS		1-3 K		1-3 K		3	1	1	0	0	2	2				
Juan Gonzalez, R OBP: 0.363, SLG: 0.491 Jason Romano, R OBP: 0.277, SLG: 0.266	4-2 1B	1-3 K		1-0 G6-3		0-1 G5-3				3	1	0	0	1	1	2				
Rafael Palmeiro, L OBP: 0.364, SLG: 0.512	0-1 HR	3-2 F9		0-1 G4-3		1-2 F2				4	1	1	1	0	0	2				
Herbert Perry, R OBP: 0.344, SLG: 0.514	3-1 HR			1-0 F7		2-0 F9		0-1 G6-3		4	1	1	3	0	0	0				
Kevin Mench, R OBP: 0.351, SLG: 0.429	2-3 K			0-1 F9		1-0 HR		2-2 P6		4	1	1	1	0	1	0				
Ryan Ludwick, R OBP: 0.318, SLG: 0.400		4-2 10 HR		0-2 F8		0-0 G6-3		0-1 G6-3		3	1	0	0	1	0	0				
10 Michael Young, R OBP: 0.299, SLG: 0.377	1-0 HR			1-1 CS		1-2 BB		2-1 G4-3		4	2	3	2	0	0	0				
Inning Stats	R: 4 E: 0 K: 1 S: 14	H: 3 LOB: 0 BB: 1 P: 27	R: 2 E: 0 K: 2 S: 18	H: 2 LOB: 2 BB: 1 P: 34	R: 0 E: 0 K: 0 S: 6	H: 0 LOB: 0 BB: 0 P: 7	R: 0 E: 0 K: 1 S: 11	H: 1 LOB: 0 BB: 0 P: 14	R: 0 E: 0 K: 1 S: 6	H: 0 LOB: 0 BB: 0 P: 8	R: 2 E: 0 K: 1 S: 12	H: 3 LOB: 2 BB: 1 P: 22	R: 0 E: 0 K: 0 S: 7	H: 0 LOB: 0 BB: 0 P: 8	R: 0 E: 0 K: 0 S: 7	H: 0 LOB: 0 BB: 0 P: 11	1B: 6 2B: 0 3B: 0 HR: 3	SF: 0 SAC: 0 DP: 0 HBP: 1	WP: 0 PB: 0 SB: 0 CS: 1	PA: 37
PITCHER	IP WLS BF H R ER SO BB IBB HBP BLK WP HR S P ERA WHIP	1.1 L 9 3 3 3 3 1 0 1 0 0 2 23 44 20.25 3.000	3.2 13 3 2 2 2 0 0 0 0 0 1 30 40 4.91 0.818	6.1 1.1 6 1 0 0 1 1 0 0 0 0 0 12 19 0.00 1.500	8.1 1.0 3 0 0 0 0 0 0 0 0 0 7 11 0.00 0.000															

Cincinnati Reds @ Texas Rangers
The Ballpark at Arlington, Arlington, TX
Mon Jun 10 2002, 8:05 PM EDT
Att: 23,991 - Sunny - 88 F

AB 32
R 8
H 9
RBI 8
BB 3
SO 6
LOB 9



Batter	1	2	3	4	5	6	7	8	9	AB R H RBI BB SO LOB	TOP									
Barry Larkin, R (1, 6) OBP: 0.291, SLG: 0.357 Wilton Guerrero, S (8, 4) OBP: 0.314, SLG: 0.281	0-1 G5-3		0-1 G6-4-3 1B		0-0 1B		2-1 F2		1-3 K	4 1 2 0 0 0 0 1 0 0 0 0 1 0	<p>Cincinnati Reds @ Texas Rangers</p> <p>The Ballpark at Arlington, Arlington, TX</p> <p>Tue Jun 11 2002, 8:05 PM EDT</p> <p>Att: 22,446 - Cloudy - 89 F</p> <p>livebaseballscores.com</p> <p>AB 36 R 8 H 11 RBI 7 BB 2 SO 8 LOB 12</p> 									
Juan Encarnacion, R (1, 8) OBP: 0.318, SLG: 0.453	3-2 F9		0-0 G6-4-3 1-2		1-3 K		0-1 HR		0-0 G4-3	5 1 1 0 0 1 2										
Sean Casey, L (1, 3) OBP: 0.381, SLG: 0.383 Reggie Taylor, L (8, 7) OBP: 0.283, SLG: 0.385	0-1 HR		1-0 G3-1		4-1 1B		3-1 P6		1-2 F7	3 1 1 0 1 0 1 1 0 0 0 0 0 0										
Adam Dunn, L (1, 7) OBP: 0.462, SLG: 0.567	0-1 HR				2-3 K		1-0 HR			4 3 3 4 0 1 2										
Austin Kearns, R (1, 9) OBP: 0.434, SLG: 0.513	1-0 PO				4-0 SH		1-1 HR			3 1 3 1 1 0 0										
Aaron Boone, R (1, 5) OBP: 0.284, SLG: 0.345	0-0 PO	2-3 K			0-1 SH		2-2 FC6-4			3 0 0 0 0 2 3										
Russell Branyan, L (1, 10) OBP: 0.276, SLG: 0.409					3-1 P6		1-0 P3-1		2-0 F9	4 1 1 1 0 0 2										
Jason LaRue, R (1, 2) OBP: 0.308, SLG: 0.326					0-1 G1		1-3 K		2-3 K	4 0 0 1 0 2 1										
Juan Castro, R (1, 4) OBP: 0.167, SLG: 0.333					2-3 3-H F7		1-3 K		1-2 G4-3	4 0 0 0 0 1 1										
Inning Stats	R: 2 E: 0 K: 0 S: 11	H: 3 LOB: 0 BB: 0 P: 15	R: 1 E: 0 K: 1 S: 9	H: 1 LOB: 0 BB: 0 P: 15	R: 0 E: 0 K: 0 S: 4	H: 1 LOB: 0 BB: 0 P: 5	R: 2 E: 1 K: 0 S: 9	H: 1 LOB: 1 BB: 1 P: 18	R: 1 E: 0 K: 3 S: 16	H: 2 LOB: 2 BB: 1 P: 26		R: 2 E: 0 K: 0 S: 13	H: 3 LOB: 1 BB: 0 P: 22	R: 0 E: 0 K: 1 S: 7	H: 0 LOB: 0 BB: 0 P: 12	R: 0 E: 0 K: 1 S: 7	H: 0 LOB: 0 BB: 0 P: 9	1B: 7 2B: 1 3B: 0 HR: 3	SF: 0 SAC: 1 DP: 1 HBP: 0	WP: 0 PB: 0 SB: 1 CS: 0
PITCHER	IP WLS BF H R ER SO BB IBB HBP BLK WP HR S P ERA WHIP											IP WLS BF H R ER SO BB IBB HBP BLK WP HR S P ERA WHIP								
Kenny Rogers, L (1, 1) ERA: 3.28	4.0 L 18 6 5 3 1 1 0 0 0 0 0 2 33 53 6.75 1.750																			
Todd Van Poppel, R (5, 1) ERA: 5.02	2.1 11 3 2 2 5 1 0 0 0 0 0 0 27 42 7.71 1.714																			
Randy Flores, L (7, 1) ERA: 4.5	0.2 4 2 1 1 0 0 0 0 0 0 0 1 9 16 13.50 3.000																			
Jay Powell, R (8, 1) ERA:	1.0 3 0 0 0 1 0 0 0 0 0 0 0 7 12 0.00 0.000																			
Francisco Cordero, R (9, 1) ERA: 4.61	1.0 3 0 0 0 1 0 0 0 0 0 0 0 7 9 0.00 0.000																			

Batter	1	2	3	4	5	6	7	8	9	AB R H RBI BB SO LOB	BOTTOM									
10 Michael Young, R (1, 4) OBP: 0.298, SLG: 0.379 Ivan Rodriguez, R (9, PH) OBP: 0.324, SLG: 0.371	2-3 K			1-0 G6-3		3-2 F9		0-0 1B	0-1 SF8	4 0 1 1 0 1 0 0 0 0 1 0 0 0	<p>Cincinnati Reds @ Texas Rangers</p> <p>The Ballpark at Arlington, Arlington, TX</p> <p>Tue Jun 11 2002, 8:05 PM EDT</p> <p>Att: 22,446 - Cloudy - 89 F</p> <p>livebaseballscores.com</p> <p>AB 34 R 5 H 9 RBI 5 BB 3 SO 7 LOB 13</p> 									
Mike Lamb, L (1, 3) OBP: 0.352, SLG: 0.466	0-0 F5			2-2 1B		2-1 1B		2-0 1B	3-H K2-3	5 0 3 0 0 1 1										
Alex Rodriguez, R (1, 6) OBP: 0.404, SLG: 0.622	0-3 K2-3			2-1 L9		1-0 F8		0-3 K		4 0 0 0 0 2 4										
Juan Gonzalez, R (1, 9) OBP: 0.352, SLG: 0.475		3-2 F7		0-3 K		1-1 F7		0-0 F9		4 0 0 0 0 1 4										
Rafael Palmeiro, L (1, 10) OBP: 0.362, SLG: 0.505		0-0 G3			1-0 L3		2-2 F8		4-0 1B	3 1 0 0 1 0 0										
Herbert Perry, R (1, 5) OBP: 0.341, SLG: 0.503		0-1 G4-3			1-2 L6		1-1 G3		4-0 1B	3 1 0 0 1 0 0										
Kevin Mench, R (1, 7) OBP: 0.361, SLG: 0.423			2-3 K		4-0 2B		2-0 F7		1-2 SF8	3 2 1 0 1 1 0										
Ryan Ludwick, R (1, 8) OBP: 0.385, SLG: 0.500			1-0 G4-3		0-1 2B			2-3 K	1-1 1B	4 0 3 3 0 1 0										
Bill Haselman, R (1, 2) OBP: 0.304, SLG: 0.346 Todd Greene, R (9, PH) OBP: 0.289, SLG: 0.364			0-0 G4-3		0-2 G4-3			2-1 K	3-H P5	3 1 1 0 0 0 2 1 0 0 0 0 0 2										
Inning Stats	R: 0 E: 0 K: 2 S: 9	H: 0 LOB: 0 BB: 0 P: 11	R: 0 E: 0 K: 0 S: 6	H: 0 LOB: 0 BB: 0 P: 9	R: 0 E: 0 K: 1 S: 6	H: 1 LOB: 0 BB: 0 P: 9	R: 0 E: 0 K: 1 S: 10	H: 1 LOB: 1 BB: 0 P: 15	R: 1 E: 0 K: 0 S: 8	H: 1 LOB: 1 BB: 0 P: 15		R: 0 E: 0 K: 0 S: 6	H: 0 LOB: 0 BB: 0 P: 11	R: 1 E: 0 K: 2 S: 11	H: 3 LOB: 2 BB: 0 P: 17	R: 3 E: 0 K: 1 S: 12	H: 2 LOB: 1 BB: 2 P: 23	1B: 7 2B: 2 3B: 0 HR: 0	SF: 1 SAC: 0 DP: 1 HBP: 0	WP: 0 PB: 0 SB: 0 CS: 0
PITCHER	IP WLS BF H R ER SO BB IBB HBP BLK WP HR S P ERA WHIP											IP WLS BF H R ER SO BB IBB HBP BLK WP HR S P ERA WHIP								
Jimmy Haynes, R (1, 1) ERA: 4.38	7.1 W 29 7 2 2 5 1 0 0 0 0 0 0 61 98 2.46 1.091																			
Scott Williamson, R (8, 1) ERA: 3.51	1.0 7 2 3 3 1 2 0 0 0 0 0 0 11 21 27.00 4.000																			
Danny Graves, R (9, 1) ERA: 2.39	0.2 S 2 0 0 0 1 0 0 0 0 0 0 0 5 6 0.00 0.000																			

Batter	1	2	3	4	5	6	7	8	9	AB	R	H	RBI	BB	SO	LOB	TOP					
Chad Hermansen, R (1.8) OBP: 0.287, SLG: 0.426	1-1 G6-3		1-1 G6-3		1-1 2B		0-0 F7		2-3 K	5	0	1	0	0	1	0						
2 Jack Wilson, R (1.6) OBP: 0.396, SLG: 0.322	4-1 2B BB		1-1 G6-3		1-3 K			2-1 1B 1B		3	1	1	0	1	1	1						
18 Jason Kendall, R (1.2) OBP: 0.342, SLG: 0.360	0-1 F9		1-2 F8		0-2 P3			1-0 F8		4	0	0	0	0	0	3						
Brian Giles, L (1.7) OBP: 0.438, SLG: 0.621	2-0 2B			1-0 HR		0-0 F8		1-2 F7		4	1	2	1	0	0	1						
Aramis Ramirez, R (1.5) OBP: 0.254, SLG: 0.338 Mike Benjamin, R (8. PR) OBP: 0.179, SLG: 0.159	3-3 K		1-1 G5-3		1-2 1B		1-2 1B 1B	2-2 1B 1B		4	0	2	0	0	1	2						
Craig Wilson, R (1.9) OBP: 0.376, SLG: 0.480		2-2 F9		1-2 HR		1-1 P4		0-0 1B		4	1	2	2	0	0	1						
Kevin Young, R (1.3) OBP: 0.292, SLG: 0.396 Brian Boehringer, S (8.1)		2-3 K		1-3 K		3-3 K		1-3 1B		4	0	0	0	0	4	3						
Pokey Reese, R (1.4) OBP: 0.287, SLG: 0.322		2-1 FC6-4 1B		1-2 F8				1-0 F8		4	0	1	0	0	0	0						
Kip Wells, R (1.1) OBP: 0.194, SLG: 0.290 Sean Lowe, R (5.1) OBP: 0.111, SLG: 0.111 Mike Lincoln, R (7.1) Joe Beimel, L (7.1) Rob Mackowiak, L (8.9) OBP: 0.297, SLG: 0.446	0-1 FC6-4		0-1 FC6-4		2-1 G4-3		1-1 F9	1-3 K		2	0	0	0	0	0	1						
Inning Stats	R: 0 E: 0 K: 1 S: 9	H: 1 LOB: 2 BB: 1 P: 19	R: 0 E: 0 K: 1 S: 11	H: 1 LOB: 1 BB: 0 P: 17	R: 0 E: 0 K: 0 S: 9	H: 0 LOB: 0 BB: 0 P: 12	R: 2 E: 0 K: 1 S: 13	H: 2 LOB: 0 BB: 0 P: 18	R: 0 E: 0 K: 1 S: 10	H: 1 LOB: 1 BB: 0 P: 14	R: 0 E: 0 K: 0 S: 10	H: 0 LOB: 0 BB: 0 P: 15	R: 0 E: 0 K: 1 S: 14	H: 0 LOB: 2 BB: 0 P: 6	R: 1 E: 0 K: 1 S: 14	H: 3 LOB: 2 BB: 0 P: 21	R: 0 E: 0 K: 2 S: 8	H: 0 LOB: 0 BB: 0 P: 12	1B: 5 2B: 2 3B: 0 HR: 2	SF: 0 SAC: 0 DP: 0 HBP: 0	WP: 0 PB: 0 SB: 0 CS: 0	PA: 37
PITCHER	IP WLS BF H R ER SO BB IBB HBP BLK WP HR S P ERA WHIP																					
Joey Hamilton, R (1.1) ERA: 5.09	4.1 2 19 5 2 2 3 1 0 0 0 0 0 2 46 73 4.15 1.385																					
Scott Williamson, R (5.1) ERA: 3.29	0.2 0 2 0 0 0 1 0 0 0 0 0 0 0 6 7 0.00 0.000																					
Scott Sullivan, R (6.1) ERA: 4.54	2.0 W 7 1 0 0 1 0 0 0 0 0 0 0 14 21 0.00 0.500																					
Gabe White, L (8.1) ERA: 2.89	0.2 H 3 1 1 1 0 0 0 0 0 0 0 6 10 13.50 1.500																					
Danny Graves, R (8.1) ERA: 2.72	1.1 S 6 2 0 0 3 0 0 0 0 0 0 0 16 23 0.00 1.500																					

Pittsburgh Pirates @ Cincinnati Reds
Cinergy Field, Cincinnati, OH
Sat Jun 15 2002, 7:10 PM EDT
Att: 31,419 - Sunny - 75 F

AB 36
R 3
H 9
RBI 3
BB 1
SO 8
LOB 12



Batter	1	2	3	4	5	6	7	8	9	AB	R	H	RBI	BB	SO	LOB	BOTTOM	
Barry Larkin, R (1.6) OBP: 0.289, SLG: 0.358	0-1 L9		1-1 FC6-4		2-0 2B		0-0 SF HR			3	1	1	1	0	0	1		
Juan Encarnacion, R (1.8) OBP: 0.317, SLG: 0.455	0-1 G5-3		2-2 G6-3		4-0 BB		1-3 K			3	0	0	0	1	1	3		
Adam Dunn, L (1.7) OBP: 0.469, SLG: 0.573 Danny Graves, R (8.1)	1-0 1B			3-1 1B	2-2 F9		3-2 1B HR			4	1	3	3	0	0	2		
Austin Kearns, R (1.9) OBP: 0.423, SLG: 0.506	0-0 G1-3			2-3 K		2-2 G1-3	2-1 L8			4	0	0	0	0	1	3		
Sean Casey, L (1.3) OBP: 0.376, SLG: 0.381		1-1 G5-3		0-1 1B 2B		1-1 L3		4-2 SH2-4 BB		3	0	1	0	1	0	0		
Aaron Boone, R (1.5) OBP: 0.297, SLG: 0.382		1-0 G4-3		0-0 1B		0-1 CS 1B		0-0 SH2-4		3	0	2	0	0	0	0		
Todd Walker, L (1.4) OBP: 0.332, SLG: 0.365		1-1 G5-3		2-2 G1-3		1 SAFE 0-0 CS	4-0 1B SF BB	1-3 K		3	1	0	0	1	1	3		
Corky Miller, R (1.2) OBP: 0.369, SLG: 0.527			0-2 FC6-4 1B		1-2 K		1-0 F8	2-1 L4		4	0	1	0	0	1	2		
Joey Hamilton, R (1.1) ERA: 3.11 Wilton Guerrero, S (5. PR) OBP: 0.289 Scott Sullivan, R (8.1) Ken Griffey Jr., L (7. PR) Elmer Dessens, R (8.1) Gabe White, L (8.1) Reagle Taylor, L (8.8) OBP: 0.360, SLG: 0.415			1-0 B3		0-0 B2-3		1-0 SF	1-3 HR 1B		1	0	0	0	0	0	1		
Inning Stats	R: 0 E: 0 K: 0 S: 6	H: 1 LOB: 0 BB: 0 P: 7	R: 0 E: 0 K: 0 S: 5	H: 0 LOB: 0 BB: 0 P: 8	R: 0 E: 0 K: 1 S: 11	H: 3 LOB: 2 BB: 0 P: 18	R: 0 E: 0 K: 1 S: 7	H: 1 LOB: 0 BB: 0 P: 10	R: 4 E: 1 K: 1 S: 13	H: 2 LOB: 1 BB: 1 P: 25	R: 0 E: 0 K: 1 S: 11	H: 0 LOB: 1 BB: 1 P: 18	1B: 6 2B: 2 3B: 0 HR: 1	SF: 1 SAC: 1 DP: 0 HBP: 0	WP: 0 PB: 0 SB: 0 CS: 1	PA: 36		
PITCHER	IP WLS BF H R ER SO BB IBB HBP BLK WP HR S P ERA WHIP																	
Kip Wells, R (1.1) ERA: 3.11	4.0 0 16 5 0 0 1 0 0 0 0 0 0 31 46 0.00 1.250																	
Sean Lowe, R (5.1) ERA: 6.75	2.0 9 2 1 1 1 2 0 0 0 0 0 0 14 30 4.50 2.000																	
Mike Lincoln, R (7.1) ERA: 0.78	0.2 L 4 1 0 0 1 0 0 0 0 0 0 0 8 11 0.00 1.500																	
Joe Beimel, L (7.1) ERA: 2.95	0.1 B 2 1 3 1 0 0 0 0 0 0 0 1 5 10 27.00 3.000																	
Brian Boehringer, R (8.1) ERA: 3.21	1.0 4 0 0 0 0 1 1 0 0 0 0 0 0 11 18 0.00 1.000																	

Pittsburgh Pirates @ Cincinnati Reds
Cinergy Field, Cincinnati, OH
Sat Jun 15 2002, 7:10 PM EDT
Att: 31,419 - Sunny - 75 F

AB 30
R 4
H 9
RBI 4
BB 3
SO 4
LOB 15



Batter	1	2	3	4	5	6	7	8	9	AB	R	H	RBI	BB	SO	LOB	TOP					
Abraham Nunez, S OBP: 0.303, SLG: 0.318	0-3 K			2-3 K	1-1 F8		4-1 BB		1-0 1B	4	0	1	0	1	2	0	Pittsburgh Pirates @ Cincinnati Reds Cinergy Field, Cincinnati, OH Sun Jun 16 2002, 1:15 PM EDT Att: 29,532 - Sunny - 78 F					
Chad Hermansen, R OBP: 0.284, SLG: 0.417	3-3 K			0-0 BB HR 1B	0-3 K		0-0 B1		0-3 K	5	1	1	0	0	3	2						
Brian Giles, L OBP: 0.435, SLG: 0.619	1-0 L5			2-0 F7		2-1 F9		0-2 1B 2B		4	1	1	0	0	0	1						
Aramis Ramirez, R OBP: 0.254, SLG: 0.331 Mike Benjamin, R OBP: 0.179, SLG: 0.159		2-0 F7		4-0 HR BB 1-2		0-2 F3		2-2 L4		3	1	0	0	1	0	1						
Craig Wilson, R OBP: 0.385, SLG: 0.507 Adrian Brown, S OBP: 0.272, SLG: 0.268		3-1 F9		0-0 BB 1-2 HR		2-2 1B 1B		0-0 1B 2H 1B		4	1	3	4	0	0	0						
Kevin Young, R OBP: 0.295, SLG: 0.406		2-2 F9		3-2 HR		0-1 1B 1-2 1B		1-0 F9		4	1	2	1	0	0	1						
Keith Osik, R OBP: 0.241, SLG: 0.309			0-0 F7	3-2 2B		2-3 K		3-2 F3		4	0	1	0	0	1	3						
Pokey Reese, R OBP: 0.292, SLG: 0.322			2-1 L6 1B	1-2 G4-3			1-1 P3		3-1 1B SH2-4 HBP	3	0	1	0	0	0	1						
Jimmy Anderson, L OBP: 0.185, SLG: 0.185			2-2 L6 1-2		1-1 F8		3-3 K		1-0 SH2-4	3	0	0	0	0	1	1						
Inning Stats	R: 0 E: 0 K: 2 S: 8	H: 0 LOB: 0 BB: 0 P: 12	R: 0 E: 0 K: 0 S: 6	H: 0 LOB: 0 BB: 0 P: 13	R: 0 E: 0 K: 0 S: 6	H: 1 LOB: 0 BB: 0 P: 10	R: 4 E: 0 K: 1 S: 19	H: 4 LOB: 1 BB: 1 P: 34	R: 0 E: 0 K: 1 S: 16	H: 2 LOB: 2 BB: 0 P: 22	R: 0 E: 0 K: 1 S: 7	H: 0 LOB: 1 BB: 1 P: 15	R: 1 E: 0 K: 0 S: 15	H: 2 LOB: 1 BB: 0 P: 21	R: 0 E: 0 K: 1 S: 6	H: 1 LOB: 1 BB: 0 P: 11		1B: 6 2B: 2 3B: 0 HR: 2	SF: 0 SAC: 1 DP: 0 HBP: 1	WP: 0 PB: 0 SB: 0 CS: 0	PA: 38	
PITCHER	IP	WLS	BF	H	R	ER	SO	BB	IBB	HBP	BLK	WP	HR	S	P	ERA	WHIP					
Jimmy Haynes, R ERA: 4.56	(1, 1)	5.0	L	20	5	4	4	4	1	0	0	0	0	2	46	78	7.20	1.200				
Bruce Chen, L ERA: 6.58	(6, 1)	1.2		8	2	0	0	2	1	0	0	0	0	0	22	36	0.00	1.800				
Scott Sullivan, R ERA: 4.62	(7, 1)	1.1		6	2	1	1	0	0	0	0	0	0	0	16	22	6.75	1.500				
John Riedling, R ERA:	(9, 1)	1.0		4	1	0	0	1	0	0	1	0	0	0	6	11	0.00	1.000				

Batter	1	2	3	4	5	6	7	8	9	AB	R	H	RBI	BB	SO	LOB	BOTTOM					
Juan Encarnacion, R OBP: 0.313, SLG: 0.448	0-0 G6-3		0-0 G6-3		0-0 FC6-4 1-2			1-1 G5-3		4	0	0	0	0	0	2	Pittsburgh Pirates @ Cincinnati Reds Cinergy Field, Cincinnati, OH Sun Jun 16 2002, 1:15 PM EDT Att: 29,532 - Sunny - 78 F					
Juan Castro, R OBP: 0.250, SLG: 0.200	1-0 G4-3		1-0 G1-5-3			4-1 BB G6-4-3		4-0 BB		2	0	0	0	2	0	0						
Adam Dunn, L OBP: 0.470, SLG: 0.570	2-2 1B			4-2 FC6-4 BB		0-3 K		0-3 K		3	0	1	0	1	2	2						
Austin Kearns, R OBP: 0.419, SLG: 0.506	1-1 F2			0-0 FC6-4 G4-6-3 1-2		0-0 G6-4-3 1-2		3-2 G6-3 2B		4	1	1	0	0	0	3						
Sean Casey, L OBP: 0.375, SLG: 0.376		4-0 BB BB		0-1 G4-6-3 1-2		0-0 G4-3		1-1 G6-3		3	0	0	0	1	0	2						
Aaron Boone, R OBP: 0.296, SLG: 0.378		4-2 G6-4-3 BB 1-2			3-3 K		1-0 G5-3		0-0 G6-3	3	0	0	1	1	1	0						
Todd Walker, L OBP: 0.335, SLG: 0.367		0-3 K			0-1 1B 1B		0-0 1B		3-H K	4	0	2	0	0	2	2						
Jason LaRue, R OBP: 0.303, SLG: 0.320		0-0 G6-4-3 1-2			0-0 FC6-4 1B		0-0 F4			3	0	1	0	0	0	3						
Jimmy Haynes, R OBP: 0.167, SLG: 0.208 Ken Griffey Jr., L OBP: 0.324, SLG: 0.351 Bruce Chen, L OBP: 0.217, SLG: 0.500 Scott Sullivan, R OBP: 0.291, SLG: 0.265 Wilton Guerrero, S OBP: 0.291, SLG: 0.265 John Riedling, R ERA:	(1, 1) (5, PR) (6, 1) (7, 1) (8, PR) (9, 1)		1-0 G6-3		2-1 L9			2-1 G4-3		1	0	0	0	0	0	0						
Inning Stats	R: 0 E: 0 K: 0 S: 7	H: 1 LOB: 1 BB: 0 P: 11	R: 0 E: 0 K: 1 S: 8	H: 0 LOB: 2 BB: 2 P: 16	R: 0 E: 0 K: 0 S: 3	H: 0 LOB: 0 BB: 0 P: 5	R: 0 E: 0 K: 0 S: 5	H: 0 LOB: 0 BB: 1 P: 9	R: 0 E: 0 K: 1 S: 10	H: 2 LOB: 2 BB: 0 P: 15	R: 0 E: 0 K: 1 S: 5	H: 0 LOB: 0 BB: 1 P: 9	R: 0 E: 0 K: 0 S: 4	H: 1 LOB: 1 BB: 0 P: 5	R: 0 E: 0 K: 1 S: 7	H: 0 LOB: 1 BB: 1 P: 14		R: 1 E: 0 K: 1 S: 10	H: 1 LOB: 0 BB: 0 P: 16	1B: 4 2B: 1 3B: 0 HR: 0	SF: 0 SAC: 0 DP: 3 HBP: 0	WP: 0 PB: 0 SB: 0 CS: 0
PITCHER	IP	WLS	BF	H	R	ER	SO	BB	IBB	HBP	BLK	WP	HR	S	P	ERA	WHIP					
Jimmy Anderson, L ERA: 4.61	(1, 1)	9.0	W	34	5	1	1	5	5	0	0	0	0	59	100	1.00	1.111					



Batter	1	2	3	4	5	6	7	8	9	AB	R	H	RBI	BB	SO	LOB	TOP					
51 Ichiro Suzuki, L (1, 9) OBP: 0.435, SLG: 0.466	1-2 G4-3		0-0 G4-3		1-1 L6		1-1 G4-3		1-1 G3	5	0	0	0	0	0	2	Seattle Mariners @ Cincinnati Reds Cinergy Field, Cincinnati, OH Thu Jun 20 2002, 7:10 PM EDT Att: 27,908 - Sunny - 90 F					
Jeff Cirillo, R (1, 5) OBP: 0.300, SLG: 0.351	1-0 L1		0-0 G6-3		1-2 P6		0-0 1B		0-2 2B	5	0	2	0	0	0	2						
John Olerud, L (1, 3) OBP: 0.415, SLG: 0.516	0-1 1B		1-1 F8			1-0 HR	1-2 1B		0-3 K	5	1	3	0	0	1	1						
Ruben Sierra, S (1, 7) OBP: 0.357, SLG: 0.483	2-0 G4-3			0-0 F8		0-0 HR	2-2 G3		3-3 K	4	1	1	2	0	0	3						
Charles Gipson, R (7, 7) OBP: 0.406, SLG: 0.519										0	0	0	0	0	0	0						
Mark McLemore, S (9, PH) OBP: 0.363, SLG: 0.412										1	0	0	0	0	1	1						
Bret Boone, R (1, 4) OBP: 0.300, SLG: 0.382		2-2 F8		0-1 F8		0-0 P2		2-1 F9		4	0	0	0	0	0	0						
Mike Cameron, R (1, 8) OBP: 0.327, SLG: 0.425		1-2 F9		3-1 F8		1-3 K		1-3 K		4	0	0	0	0	2	0						
Desi Relaford, S (1, 6) OBP: 0.381, SLG: 0.357		1-1 1B E HBP			0-0 G3	1-0 1B		1-0 1B HBP		2	1	1	0	0	0	0						
Dan Wilson, R (1, 2) OBP: 0.344, SLG: 0.399		0-1 E1			0-1 2B	0-3 K		3-1 1B		3	0	2	0	0	1	1						
Shigetoshi Hasegawa, R (8, 1) Kazuhiro Sasaki, R (8, 1)		1-3 1B						1-3 1B		0	0	0	0	0	0	0						
James Baldwin, R (1, 1) OBP: 0.500, SLG: 0.500		1-0 E1			0-2 1B		1-3 K	1-3 K		2	0	1	0	0	0	1						
Ben Davis, S (6, 2) OBP: 0.311, SLG: 0.311										2	0	0	0	0	2	2						
Ryan Franklin, R (6, 1) Edgar Martinez, R (8, PH) Rafael Soriano, R (8, PR)										0	0	0	0	0	0	0						
										1	0	1	0	0	0	0						
										0	0	0	0	0	0	0						
Inning Stats	R: 0 E: 0 K: 0 S: 7	H: 1 LOB: 1 BB: 0 P: 11	R: 1 E: 1 K: 0 S: 11	H: 1 LOB: 1 BB: 0 P: 16	R: 0 E: 0 K: 0 S: 4	H: 0 LOB: 0 BB: 0 P: 5	R: 0 E: 0 K: 0 S: 5	H: 0 LOB: 0 BB: 0 P: 8	R: 0 E: 0 K: 0 S: 11	H: 2 LOB: 2 BB: 0 P: 13	R: 2 E: 0 K: 1 S: 12	H: 3 LOB: 1 BB: 0 P: 15	R: 0 E: 0 K: 1 S: 12	H: 2 LOB: 2 BB: 0 P: 17	R: 0 E: 0 K: 2 S: 10	H: 1 LOB: 1 BB: 0 P: 18	R: 0 E: 0 K: 2 S: 11	H: 1 LOB: 1 BB: 0 P: 15	1B: 8 2B: 2 3B: 0 HR: 1	SF: 0 SAC: 0 DP: 0 HBP: 2	WP: 0 PB: 0 SB: 0 CS: 0	PA: 40
PITCHER	IP WLS BF H R ER SO BB IBB HBP BLK WP HR S P ERA WHIP																					
Joey Hamilton, R (1, 1) ERA: 4.85	6.2 L 30 9 3 2 3 0 0 1 0 0 0 1 59 80 2.70 1.350																					
Scott Williamson, R (7, 1) ERA: 3.25	0.1 1 0 0 0 0 0 0 0 0 0 0 0 7 14 0.00 1.500																					
John Riedling, R (8, 1) ERA: 2.77	1.0 4 1 0 0 2 0 0 0 0 0 0 0 11 13 0.00 1.000																					
Gabe White, L (8, 1) ERA: 2.93	0.1 1 0 0 0 1 0 0 0 0 0 0 0 3 6 0.00 0.000																					

Batter	1	2	3	4	5	6	7	8	9	AB	R	H	RBI	BB	SO	LOB	BOTTOM					
Barry Larkin, R (1, 6) OBP: 0.293, SLG: 0.369	0-1 G5-3		4-1 BB			1-2 HR		1-1 G6-3 2B		3	1	2	0	1	0	0	Seattle Mariners @ Cincinnati Reds Cinergy Field, Cincinnati, OH Thu Jun 20 2002, 7:10 PM EDT Att: 27,908 - Sunny - 90 F					
Juan Encarnacion, R (1, 8) OBP: 0.307, SLG: 0.450	1-3 K		0-1 P3			0-1 2B HR		2-0 L7		4	1	1	2	0	1	3						
Sean Casey, L (1, 3) OBP: 0.365, SLG: 0.361	0-1 G4-3			1-1 G4-3		0-0 P4		2-1 G6-3		4	0	0	0	0	0	1						
Adam Dunn, L (1, 7) OBP: 0.460, SLG: 0.558		2-1 G3-1		2-3 K		3-3 K		1-3 K		4	0	0	0	0	3	1						
Danny Graves, R (9, 1)										0	0	0	0	0	0	0						
Austin Kearns, R (1, 9) OBP: 0.403, SLG: 0.483		1-0 F8		1-0 F8		0-2 G4-3			1-0 G5-3	4	0	0	0	0	0	0						
Aaron Boone, R (1, 5) OBP: 0.291, SLG: 0.365		0-2 G6-3			0-0 F8		1-0 F3		1-3 K	4	0	0	0	0	1	0						
Todd Walker, L (1, 4) OBP: 0.337, SLG: 0.368					1-0 P5		3-2 F9		0-2 1B	4	0	2	0	0	0	0						
Jason LaRue, R (1, 2) OBP: 0.304, SLG: 0.316					0-1 FC5-4 1B		0-2 FC5-4 1B		1-2 G2-3	2	0	1	0	0	0	1						
Russell Branyan, L (9, PH) OBP: 0.273, SLG: 0.393					0-1 SH1-4 1B		1-2 SH1-4 1B			1	0	0	0	0	0	1						
Joey Hamilton, R (1, 1) ERA: 4.85					0-0 SH1-4 1B		0-0 F9			1	0	0	0	0	0	1						
Ken Griffey Jr., L (7, PH) OBP: 0.385, SLG: 0.359										0	0	0	0	0	0	0						
John Riedling, R (8, 1) Gabe White, L (8, 1) Reggie Taylor, L (8, 7) ERA: 2.93										0	0	0	0	0	0	0						
										0	0	0	0	0	0	0						
										0	0	0	0	0	0	0						
Inning Stats	R: 0 E: 0 K: 1 S: 7	H: 0 LOB: 0 BB: 0 P: 8	R: 0 E: 0 K: 0 S: 6	H: 0 LOB: 0 BB: 0 P: 9	R: 0 E: 0 K: 0 S: 7	H: 1 LOB: 2 BB: 1 P: 12	R: 0 E: 0 K: 1 S: 7	H: 0 LOB: 0 BB: 0 P: 11	R: 0 E: 0 K: 1 S: 15	H: 1 LOB: 1 BB: 0 P: 19	R: 2 E: 0 K: 1 S: 16	H: 2 LOB: 1 BB: 0 P: 20	R: 0 E: 0 K: 0 S: 6	H: 0 LOB: 1 BB: 0 P: 11	R: 0 E: 0 K: 1 S: 8	H: 1 LOB: 1 BB: 0 P: 14	R: 0 E: 0 K: 1 S: 10	H: 1 LOB: 1 BB: 0 P: 13	1B: 3 2B: 2 3B: 0 HR: 1	SF: 0 SAC: 1 DP: 0 HBP: 1	WP: 0 PB: 0 SB: 0 CS: 0	PA: 35
PITCHER	IP WLS BF H R ER SO BB IBB HBP BLK WP HR S P ERA WHIP																					
James Baldwin, R (1, 1) ERA: 4.83	5.0 W 20 4 2 2 2 1 0 0 0 0 0 0 51 69 3.60 1.000																					
Ryan Franklin, R (6, 1) ERA: 3.15	2.0 H 7 0 0 0 1 0 0 0 1 0 0 0 13 21 0.00 0.000																					
Shigetoshi Hasegawa, R (8, 1) ERA: 1.14	0.2 H 3 1 0 0 0 0 0 0 0 0 0 5 10 0.00 1.500																					
Kazuhiro Sasaki, R (8, 1) ERA: 0.35	1.1 S 5 1 0 0 2 0 0 0 0 0 0 0 13 17 0.00 0.750																					

AB	38
R	3
H	11
RBI	2
BB	0
SO	7
LOB	13



AB	32
R	2
H	6
RBI	2
BB	1
SO	5
LOB	9




Batter	1	2	3	4	5	6	7	8	9	AB	R	H	RBI	BB	SO	LOB	TOP		
Mark Ellis, R OBP: 0.298, SLG: 0.315 (1, 4)	F9		G5-3		G1-3		K		K	5	0	0	0	0	2	1	Oakland Athletics @ Cincinnati Reds Cinergy Field, Cincinnati, OH Fri Jun 21 2002, 7:10 PM EDT Att: 26,101 - Sunny - 91 F		
Scott Hatteberg, L OBP: 0.371, SLG: 0.460 Billy Koch, R (9, 1)	G6-3		L8		G4-3		1B		K	5	0	1	0	0	1	0			
Miguel Tejada, R OBP: 0.335, SLG: 0.498 (1, 6)	BB			HR	1B		F5			3	2	2	1	1	0	1			
David Justice, L OBP: 0.405, SLG: 0.411 (1, 7)	G4-3		G6-3		F2		HR	1B		4	1	1	0	0	0	2			
3 Eric Chavez, L OBP: 0.339, SLG: 0.542 (1, 5)	G4-3		K		1B		F8			3	0	0	0	1	1	1			
John Mabry, L OBP: 0.322, SLG: 0.491 (1, 9) (9, 3)	G4-3		G3-1		BB		HR			4	1	2	3	0	0	0			
Greg Myers, L OBP: 0.325, SLG: 0.389 (1, 2)	BB				1B		F7			3	0	1	0	1	1	2			
Terrence Long, L OBP: 0.297, SLG: 0.395 (1, 8)	P4				F7		G4-3	2B		4	1	1	0	0	1	2			
Aaron Harang, R (1, 1)			K		K		G4-3			2	0	0	0	0	2	1			
Olmedo Saenz, R OBP: 0.367, SLG: 0.449 (7, PH) Mike Venafro, L (7, 1) Adam Piatt, R OBP: 0.357, SLG: 0.488 (9, PH)									K	1	0	0	0	0	0	1			
Inning Stats	R: 0 E: 0 K: 0 S: 7	H: 0 LOB: 1 BB: 1 P: 13	R: 0 E: 0 K: 0 S: 11	H: 0 LOB: 1 BB: 1 P: 19	R: 0 E: 0 K: 1 S: 6	H: 0 LOB: 0 BB: 0 P: 12	R: 1 E: 0 K: 1 S: 10	H: 1 LOB: 0 BB: 0 P: 13	R: 0 E: 0 K: 1 S: 13	H: 1 LOB: 1 BB: 1 P: 19	R: 1 E: 0 K: 1 S: 12	H: 2 LOB: 1 BB: 1 P: 18	R: 2 E: 0 K: 1 S: 13	H: 2 LOB: 0 BB: 0 P: 19	R: 0 E: 0 K: 3 S: 10	H: 0 LOB: 0 BB: 1 P: 14	1B: 5 2B: 1 3B: 0 HR: 2	SF: 0 SAC: 0 DP: 0 HBP: 0	WP: 1 PA: 38 PB: 0 SB: 0 CS: 0
PITCHER	IP	WLS	BF	H	R	ER	SO	BB	IBB	HBP	BLK	WP	HR	S	P	ERA	WHIP		
Jimmy Haynes, R ERA: 4.45 (1, 1)	6.0		25	4	2	2	4	3	0	0	0	0	1	60	98	3.00	1.167		
Scott Williamson, R ERA: 3.45 (7, 1)	1.0	L	5	2	1	1	1	0	0	0	0	1	0	12	18	9.00	2.000		
Scott Sullivan, R ERA: 4.71 (8, 1)	2.0		8	2	2	2	4	0	0	0	0	0	1	23	33	9.00	1.000		

AB	35
R	5
H	8
RBI	4
BB	3
SO	9
LOB	11



Batter	1	2	3	4	5	6	7	8	9	AB	R	H	RBI	BB	SO	LOB	BOTTOM		
Barry Larkin, R OBP: 0.292, SLG: 0.363 (1, 6)	G5-3		F8		F9		K		DI	4	0	0	0	1	1	0	Oakland Athletics @ Cincinnati Reds Cinergy Field, Cincinnati, OH Fri Jun 21 2002, 7:10 PM EDT Att: 26,101 - Sunny - 91 F		
Adam Dunn, L OBP: 0.456, SLG: 0.548 (1, 3)	2B		K		P5		F8		K	4	1	0	0	1	2	1			
Ken Griffey Jr., L OBP: 0.346, SLG: 0.368 (1, 8)	SF8		F7		F8					4	0	1	0	0	0	0			
Juan Encarnacion, R OBP: 0.313, SLG: 0.460 (1, 9)	SF8			E4						3	1	3	1	0	0	0			
Russell Branyan, L OBP: 0.273, SLG: 0.387 (1, 5)	K		K		K					3	0	0	0	1	2	3			
Todd Walker, L OBP: 0.336, SLG: 0.367 (1, 4)		L7		SF		B5				4	0	1	0	0	0	3			
Reggie Taylor, L OBP: 0.256, SLG: 0.402 (1, 7)	G4-3		SF		P6					3	1	1	1	0	0	2			
Jason LaRue, R OBP: 0.305, SLG: 0.316 Sean Casey, L OBP: 0.365, SLG: 0.359 (9, PH)					K		K		G6-3	3	0	1	0	0	2	4			
Jimmy Haynes, R OBP: 0.154, SLG: 0.192 Scott Williamson, R (7, 1) Wilton Guerrero, S OBP: 0.289, SLG: 0.257 Scott Sullivan, R (8, 1) Aaron Boone, R OBP: 0.290, SLG: 0.364 (9, PH)					G4-3		G1-3		G6-3	2	0	0	0	0	1	3			
Inning Stats	R: 1 E: 0 K: 1 S: 12	H: 1 LOB: 1 BB: 1 P: 17	R: 0 E: 0 K: 1 S: 11	H: 1 LOB: 0 BB: 0 P: 16	R: 0 E: 0 K: 1 S: 9	H: 0 LOB: 0 BB: 0 P: 12	R: 1 E: 2 K: 2 S: 13	H: 2 LOB: 2 BB: 0 P: 18	R: 0 E: 0 K: 1 S: 9	H: 0 LOB: 0 BB: 1 P: 14	R: 0 E: 0 K: 1 S: 7	H: 0 LOB: 0 BB: 0 P: 10	R: 0 E: 0 K: 0 S: 8	H: 1 LOB: 1 BB: 0 P: 9	R: 1 E: 0 K: 1 S: 10	H: 1 LOB: 1 BB: 1 P: 18		1B: 5 2B: 2 3B: 0 HR: 0	SF: 2 SAC: 0 DP: 0 HBP: 0
PITCHER	IP	WLS	BF	H	R	ER	SO	BB	IBB	HBP	BLK	WP	HR	S	P	ERA	WHIP		
Aaron Harang, R ERA: 2.45 (1, 1)	6.0	W	26	5	2	1	6	2	0	0	0	0	0	63	93	1.50	1.167		
Mike Venafro, L ERA: 2.63 (7, 1)	2.0	H	7	1	0	0	1	0	0	0	0	0	0	15	19	0.00	0.500		
Billy Koch, R ERA: 3.7 (9, 1)	1.0	S	5	1	1	0	1	1	0	0	0	0	0	10	18	0.00	2.000		

AB	33
R	3
H	7
RBI	3
BB	3
SO	8
LOB	17



Batter	1	2	3	4	5	6	7	8	9	AB	R	H	RBI	BB	SO	LOB	TOP										
Mark Ellis, R OBP: 0.290, SLG: 0.339 (1, 4)	F9		F8		G5-3		1B		SH1-3	4	1	1	1	0	0	0											
Scott Hatteberg, L OBP: 0.336, SLG: 0.474 Chad Bradford, R ERA: 1.69 Mike Venafro, L ERA: 2.57 Jermaine Dye, R OBP: 0.358, SLG: 0.449 Eric Byrnes, R OBP: 0.300, SLG: 0.444 (1, 3)	G4-3		G2-3		L3		1B		FC5-4 HBP	3	0	1	0	1	0	0											
Miguel Tejada, R OBP: 0.342, SLG: 0.503 (1, 6)	1B		G2-3		P3		1B		FC5-4	5	0	2	2	0	0	2											
David Justice, L OBP: 0.399, SLG: 0.403 Jim Mccir, S (9, 1)	K		G1-3		E5		K		K	5	1	1	0	0	3	5											
3 Eric Chavez, L OBP: 0.343, SLG: 0.547 (1, 5)		K		F8		HR				4	1	2	2	0	1	0											
Adam Platt, R OBP: 0.349, SLG: 0.479 (9, 7)	1B		G5-3		K				F7	4	0	1	0	0	1	1											
Ramon Hernandez, R OBP: 0.273, SLG: 0.328 (1, 2)	K		G1-3		G1-3				F3	4	0	0	0	0	1	2											
Terrence Long, L OBP: 0.298, SLG: 0.393 (1, 8)	IBB		F8		F8				G3	3	1	1	0	1	0	1											
Mark Mulder, L John Mabry, L OBP: 0.323, SLG: 0.475 (7, PH) (7, 3)	B2-3		K		K				WP SH1-3 FC5-4 BB	2	0	0	0	0	1	2											
Inning Stats	R: 0 E: 0 K: 1 S: 10	H: 1 LOB: 1 BB: 0 P: 14	R: 0 E: 0 K: 2 S: 9	H: 1 LOB: 2 BB: 1 P: 19	R: 0 E: 0 K: 0 S: 9	H: 1 LOB: 1 BB: 0 P: 14	R: 0 E: 0 K: 0 S: 8	H: 0 LOB: 0 BB: 0 P: 11	R: 0 E: 0 K: 1 S: 7	H: 0 LOB: 0 BB: 0 P: 11	R: 2 E: 1 K: 1 S: 13	H: 2 LOB: 0 BB: 0 P: 20	R: 2 E: 0 K: 2 S: 16	H: 3 LOB: 2 BB: 1 P: 26	R: 0 E: 0 K: 0 S: 14	H: 1 LOB: 1 BB: 0 P: 21	R: 1 E: 0 K: 1 S: 12	H: 0 LOB: 1 BB: 1 P: 22	1B: 5 2B: 2 3B: 1 HR: 1	SF: 0 SAC: 1 DP: 0 HBP: 1	WP: 1 PB: 0 SB: 1 CS: 0	PA: 40					
PITCHER	IP	WLS	BF	H	R	ER	SO	BB	IBB	HBP	BLK	WP	HR	S	P	ERA	WHIP										
Chris Reitsma, R ERA: 3.55 (1, 1)	6.2	L	29	7	4	4	6	1	1	0	0	0	1	64	105	5.40	1.200										
Scott Sullivan, R ERA: 4.57 (7, 1)	1.1		6	2	0	0	1	0	0	0	0	0	0	22	31	0.00	1.500										
Danny Graves, R ERA: 2.79 (9, 1)	1.0		5	0	1	1	1	1	0	1	0	1	0	12	22	9.00	1.000										

Oakland Athletics @ Cincinnati Reds
Cinergy Field, Cincinnati, OH
Sun Jun 23 2002, 1:15 PM EDT
Att: 23,961 - Sunny - 83 F

AB 35
R 5
H 9
RBI 5
BB 3
SO 8
LOB 14



Batter	1	2	3	4	5	6	7	8	9	AB	R	H	RBI	BB	SO	LOB	BOTTOM										
Barry Larkin, R OBP: 0.287, SLG: 0.353 (1, 6)	F7		K		1B		F8			3	0	0	0	1	1	1											
Aaron Boone, R OBP: 0.289, SLG: 0.358 (1, 5)	P6		L7		1B		F9			4	0	1	1	0	0	1											
Ken Griffey Jr., L OBP: 0.345, SLG: 0.378 Russell Branyan, L OBP: 0.270, SLG: 0.383 (4, PR) (5, 7)	G6-3		G4-3		G4-3		F7			2	0	1	0	0	0	0											
Adam Dunn, L OBP: 0.450, SLG: 0.538 (5, 9)		K		F9		K		L9		4	0	0	0	0	2	1											
Danny Graves, R (9, 1)										0	0	0	0	0	0	0											
Juan Encarnacion, R OBP: 0.312, SLG: 0.457 (5, 8) (9, 9)	F8		K		P4			2B		4	0	1	0	0	1	1											
Sean Casey, L OBP: 0.367, SLG: 0.378 (1, 3)	2B		F6		1B		F7			4	0	2	0	0	0	2											
Todd Walker, L OBP: 0.332, SLG: 0.362 Scott Sullivan, R (7, 1)	G4-3		F7		F8		F9			3	0	0	0	0	0	2											
Reggie Taylor, L OBP: 0.250, SLG: 0.393 (9, 8)										1	0	0	0	0	0	1											
Corky Miller, R OBP: 0.359, SLG: 0.512 (1, 2)			SH5-4		1B		K		F8	4	1	2	0	0	1	1											
Chris Reitsma, R (1, 1)			SH5-4		SH2-3		K			0	0	0	0	0	0	0											
Wilton Guerrero, S OBP: 0.278, SLG: 0.247 (7, 4)			SH5-4		SH2-3		K			1	0	0	0	0	1	0											
Inning Stats	R: 0 E: 0 K: 0 S: 9	H: 0 LOB: 0 BB: 0 P: 13	R: 0 E: 0 K: 1 S: 13	H: 1 LOB: 1 BB: 0 P: 20	R: 0 E: 0 K: 1 S: 10	H: 1 LOB: 1 BB: 0 P: 12	R: 0 E: 0 K: 1 S: 9	H: 1 LOB: 1 BB: 0 P: 12	R: 1 E: 0 K: 0 S: 9	H: 2 LOB: 2 BB: 1 P: 15	R: 0 E: 0 K: 1 S: 10	H: 1 LOB: 1 BB: 0 P: 12	R: 0 E: 0 K: 2 S: 8	H: 0 LOB: 0 BB: 0 P: 11	R: 0 E: 0 K: 0 S: 8	H: 0 LOB: 0 BB: 0 P: 11	R: 0 E: 0 K: 0 S: 9	H: 1 LOB: 1 BB: 0 P: 11	1B: 3 2B: 4 3B: 0 HR: 0	SF: 0 SAC: 2 DP: 0 HBP: 0	WP: 0 PB: 0 SB: 0 CS: 0	PA: 35					
PITCHER	IP	WLS	BF	H	R	ER	SO	BB	IBB	HBP	BLK	WP	HR	S	P	ERA	WHIP										
Mark Mulder, L ERA: 4.21 (1, 1)	6.0		25	6	1	1	4	1	0	0	0	0	0	60	84	1.50	1.167										
Chad Bradford, R ERA: 1.69 (7, 1)	1.1	H	4	0	0	0	2	0	0	0	0	0	0	11	15	0.00	0.000										
Mike Venafro, L ERA: 2.57 (8, 1)	0.2		2	0	0	0	0	0	0	0	0	0	0	5	7	0.00	0.000										
Jim Mccir, R ERA: 4.75 (9, 1)	1.0		4	1	0	0	0	0	0	0	0	0	0	9	11	0.00	1.000										

Oakland Athletics @ Cincinnati Reds
Cinergy Field, Cincinnati, OH
Sun Jun 23 2002, 1:15 PM EDT
Att: 23,961 - Sunny - 83 F

AB 32
R 1
H 7
RBI 1
BB 1
SO 6
LOB 12



Batter	1	2	3	4	5	6	7	8	9	AB	R	H	RBI	BB	SO	LOB	TOP								
Barry Larkin, R OBP: 0.282, SLG: 0.347 (1, 6)	K			G6-3		SF9		K	G4-3	4	0	0	1	0	2	1	Cincinnati Reds @ Chicago Cubs Wrigley Field, Chicago, IL Mon Jun 24 2002, 7:05 PM CDT Att: 38,201 - Sunny - 81 F								
Sean Casey, L OBP: 0.356, SLG: 0.376 (1, 3)	F7			G6-3		FC4-6		1B		4	1	1	1	0	0	1									
Adam Dunn, L OBP: 0.447, SLG: 0.532 (1, 9)	G4-3			K				K		3	0	0	0	1	2	1									
Juan Encarnacion, R OBP: 0.314, SLG: 0.458 (1, 8)					L9	F9				4	0	2	1	0	0	2									
Russell Branyan, L OBP: 0.270, SLG: 0.385 John Riedling, R (8, 1)					K			K		4	0	1	0	0	2	2									
Aaron Boone, R OBP: 0.292, SLG: 0.360 (1, 5)					L5					0	0	0	0	0	0	0									
Todd Walker, L OBP: 0.335, SLG: 0.368 (1, 4)				G6-3		SF9		G4-3		4	1	2	0	0	0	2									
Jason LaRue, R OBP: 0.304, SLG: 0.307 (1, 2)				F9		SF9		K		3	1	0	0	1	2	4									
Elmer Dessens, R OBP: 0.250, SLG: 0.182 Wilton Guerrero, S OBP: 0.275, SLG: 0.243 Scott Williamson, R Reggie Taylor, L OBP: 0.247, SLG: 0.393 (1, 1) (7, PH) (7, 1) (8, 7)				G5-3		SH		G6-3		1	0	0	0	0	0	0									
Inning Stats	R: 0 E: 0 K: 1 S: 7	H: 0 LOB: 0 BB: 0 P: 10	R: 0 E: 0 K: 1 S: 8	H: 1 LOB: 0 BB: 0 P: 13	R: 0 E: 0 K: 0 S: 10	H: 0 LOB: 0 BB: 0 P: 12	R: 0 E: 0 K: 1 S: 6	H: 0 LOB: 0 BB: 0 P: 8	R: 0 E: 0 K: 1 S: 10	H: 0 LOB: 0 BB: 0 P: 16	R: 2 E: 0 K: 0 S: 15	H: 1 LOB: 2 BB: 2 P: 28	R: 0 E: 0 K: 1 S: 12	H: 2 LOB: 2 BB: 0 P: 15	R: 1 E: 0 K: 3 S: 15	H: 2 LOB: 1 BB: 0 P: 22	R: 1 E: 0 K: 1 S: 12	H: 2 LOB: 1 BB: 0 P: 17	1B: 6 2B: 2 3B: 0 HR: 0	SF: 2 DP: 0 HBP: 0	WP: 0 PB: 0 SB: 1 CS: 1	PA: 37			
PITCHER	IP	WLS	BF	H	R	ER	SO	BB	IBB	HBP	BLK	WP	HR	S	P	ERA	WHIP								
22 Mark Prior, R ERA: 3.79 Jeff Fassero, L ERA: 5.93 Kyle Farnsworth, R ERA: 1.88 Antonio Alfonseca, R ERA: 2.65	(1, 1) (7, 1) (8, 1) (9, 1)	6.2 0.1 1.0 1.0	26 1 5 5	4 0 2 2	2 0 1 1	5 0 1 1	5 0 3 1	2 0 0 0	0 0 0 0	0 0 0 0	0 0 0 0	0 0 0 0	0 0 15 12	0 2 22 17	100 2 22 17	2.70 0.00 9.00 9.00	0.900 2.000 2.000 2.000								

Batter	1	2	3	4	5	6	7	8	9	AB	R	H	RBI	BB	SO	LOB	BOTTOM								
Corey Patterson, L OBP: 0.329, SLG: 0.432 (1, 8)	F2		G3					G4-3		5	0	1	0	0	1	3	Cincinnati Reds @ Chicago Cubs Wrigley Field, Chicago, IL Mon Jun 24 2002, 7:05 PM CDT Att: 38,201 - Sunny - 81 F								
Delino DeShields, L OBP: 0.279, SLG: 0.333 (1, 4)	G4-3			1B	G3					4	2	2	2	0	0	2									
Sammy Sosa, R OBP: 0.430, SLG: 0.674 (1, 9)				1B				HR		4	0	2	0	0	0	0									
Fred McGriff, L OBP: 0.355, SLG: 0.477 Mark Bellhorn, S OBP: 0.351, SLG: 0.481 (1, 3) (8, PR) (9, 3)				1B						3	0	2	0	0	0	1									
Moises Alou, R OBP: 0.286, SLG: 0.320 (1, 7)				G4-6-3		FC6-4		1B		3	1	0	0	1	0	3									
Todd Hundley, S OBP: 0.276, SLG: 0.406 Joe Girardi, R OBP: 0.264, SLG: 0.286 (1, 2) (9, 2)										4	0	0	0	0	2	4									
Alex Gonzalez, R OBP: 0.293, SLG: 0.426 (1, 6)										3	0	0	0	1	2	0									
Bill Mueller, S OBP: 0.273, SLG: 0.311 (1, 5)										3	1	1	1	1	0	0									
22 Mark Prior, R ERA: 2.56 Roosevelt Brown, L OBP: 0.230, SLG: 0.252 Kyle Farnsworth, R Angel Echevarria, R Antonio Alfonseca, R OBP: 0.267, SLG: 0.387 (1, 1) (7, 1) (8, 1) (9, 1)	(1, 1) (7, 1) (8, 1) (9, 1)	6.0 1.0 1.0	24 6 7	1 2 2	1 3 2	3 3 2	3 2 0	0 1 1	0 0 0	0 1 1	0 0 0	0 0 0	0 13 12	0 21 24	49 21 24	1.50 27.00 18.00	1.000 3.000 3.000								
Inning Stats	R: 0 E: 0 K: 0 S: 7	H: 1 LOB: 1 BB: 0 P: 13	R: 0 E: 0 K: 2 S: 10	H: 0 LOB: 0 BB: 0 P: 12	R: 0 E: 0 K: 0 S: 6	H: 0 LOB: 0 BB: 0 P: 8	R: 1 E: 0 K: 1 S: 11	H: 3 LOB: 1 BB: 0 P: 18	R: 0 E: 0 K: 0 S: 11	H: 2 LOB: 2 BB: 0 P: 18	R: 0 E: 0 K: 0 S: 4	H: 0 LOB: 1 BB: 0 P: 7	R: 3 E: 0 K: 2 S: 13	H: 2 LOB: 0 BB: 1 P: 21	R: 2 E: 0 K: 0 S: 12	H: 2 LOB: 2 BB: 2 P: 24	1B: 6 2B: 3 3B: 0 HR: 1	SF: 1 SAC: 0 DP: 1 HBP: 1	WP: 0 PB: 0 SB: 0 CS: 0	PA: 37					
PITCHER	IP	WLS	BF	H	R	ER	SO	BB	IBB	HBP	BLK	WP	HR	S	P	ERA	WHIP								

Batter	1	2	3	4	5	6	7	8	9	AB	R	H	RBI	BB	SO	LOB	TOP							
Todd Walker, L (1,4) OBP: 0.333, SLG: 0.370 Barry Larkin, R (9, PH) OBP: 0.281, SLG: 0.346	1-1 SH2-3 G6-3 2B		0-0 G4-3		1-2 G6-3		2-2 G3		1-2 L8	4	1	1	0	0	0	0								
Aaron Boone, R (1,5) OBP: 0.292, SLG: 0.371	0-0 SH2-3		0-1		0-0 F9		1-1 P3			3	1	1	1	0	0	0								
Adam Dunn, L (1,9) OBP: 0.448, SLG: 0.529	0-0 G6-3		3-1		4-0 2B		2-3 K			3	1	1	1	1	1	0								
Juan Encarnacion, R (1,8) OBP: 0.313, SLG: 0.458	1-2 G5-3		1-3 K		0-0 2B				1-3 K	4	0	1	1	0	2	1								
Sean Casey, L (1,3)		1-2 HR	2-2 G4-3		0-0 G4-3				0-3 K	4	1	1	1	0	1	2								
Russell Branyan, L (1,7) Scott Sullivan, R (6,1) Bruce Chen, L (6,1) Jason LaRue, R (9,2)				0-0 HR		4-2 BB			1-3 K	2	1	1	1	1	1	0								
Juan Castro, R (1,6) Corky Miller, R (1,2) Reggie Taylor, L (9, PR) Danny Graves, R (9,1)		0-1 G5-3		1-0 G5-3		0-3 K			0-1 G6-3	4	0	0	0	0	1	1								
Luis Pineda, R (1,1) Austin Kearns, R (6, PH)		2-1 1B		1-3 K		0-0 L8			0-1 E3	4	0	1	0	0	1	1								
		0-3 K		0-1 F8		3-3 K			2-3 K	2	0	0	0	0	1	1								
Inning Stats	R: 1 E: 0 K: 0 S: 7	H: 1 LOB: 0 BB: 0 P: 9	R: 1 E: 0 K: 2 S: 14	H: 2 LOB: 1 BB: 0 P: 18	R: 1 E: 0 K: 1 S: 12	H: 2 LOB: 1 BB: 0 P: 18	R: 1 E: 0 K: 1 S: 8	H: 1 LOB: 0 BB: 0 P: 10	R: 1 E: 0 K: 0 S: 6	H: 1 LOB: 1 BB: 1 P: 11	R: 0 E: 0 K: 2 S: 14	H: 0 LOB: 0 BB: 0 P: 21	R: 0 E: 0 K: 1 S: 8	H: 0 LOB: 0 BB: 0 P: 13	R: 0 E: 0 K: 3 S: 12	H: 0 LOB: 0 BB: 0 P: 14	R: 0 E: 1 K: 1 S: 11	H: 0 LOB: 1 BB: 0 P: 14	1B: 2 2B: 2 3B: 0 HR: 3	SF: 0 SAC: 1 DP: 0 HBP: 0	WP: 0 PB: 0 SB: 0 CS: 0	PA: 37		
PITCHER	IP WLS BF H R ER SO BB IBB HBP BLK WP HR S P ERA WHIP	5.0 L 23 7 5 5 4 1 0 0 0 0 3 47 66 9.00 1.600	1.0 4 0 0 0 2 1 0 0 0 0 0 14 21 0.00 1.000	2.0 6 0 0 0 4 0 0 0 0 0 0 20 27 0.00 0.000	0.2 3 0 0 0 1 0 0 0 0 0 0 8 10 0.00 0.000	0.1 1 0 0 0 0 0 0 0 0 0 0 3 4 0.00 0.000																		

Cincinnati Reds @ Chicago Cubs
Wrigley Field, Chicago, IL
Tue Jun 25 2002, 1:20 PM CDT
Att: 29,628 - Cloudy - 79 F

AB	34
R	5
H	7
RBI	5
BB	2
SO	11
LOB	9



Batter	1	2	3	4	5	6	7	8	9	AB	R	H	RBI	BB	SO	LOB	BOTTOM						
Corey Patterson, L (1,8) Delino DeShields, L (1,4) Sammy Sosa, R (1,9) Moises Alou, R (1,7) Alex Gonzalez, R (1,6) Chris Stynes, R (1,5) Mark Bellhorn, S (1,3) Joe Girardi, R (1,2) Matt Clement, R (1,1) Darrin LeFlore, R (5, PH) Juan Cruz, R (6,1) Roosevelt Brown, L (6, PH) Joe Borowski, R (7,1) Angel Echevarria, R (8, PH) 38 Carlos Zambrano, S (9,1) Jeff Fassero, L (9,1)	3-3 K		2-2 G1-3		2-2 WP 1B	1-3 K		2-0 F8		5	0	1	0	0	2	3							
	0-1 G3		4-1 1B BB		1-3 K	0-0 G4-3			2-2 G5-3	4	0	0	0	1	1	4							
	2-3 K		1-0 1B		3-1 F8		1-3 K		1-2 L9	5	0	1	0	0	2	2							
		4-0 SH3-4 BB BB	3-2 F7		2-0 G6-3		0-1 G4-3		0-0 FC5-4 1B	4	0	1	0	1	0	4							
		4-1 SH3-4 BB		2-0 F9		4-2 HR BB		4-0 FC5-4 BB	2	1	0	0	3	0	1								
		0-1 SH3-4		3-2 1B		2-1 HR		0-1 FC5-4	3	1	2	2	0	0	1								
		4-2 G3-6-1 BB		2-3 K		3-3 K		1-2 F9	3	0	0	0	1	2	1								
		0-0 G3-6-1		0-0 L9		3-2 2B 1B		0-1 F3	4	0	1	0	0	0	4								
			1-3 K		4-0 WP 1B BB	1-1 2B		0-1 1B	1	0	0	0	0	1	0								
Inning Stats	R: 0 E: 0 K: 2 S: 8	H: 0 LOB: 0 BB: 0 P: 13	R: 0 E: 0 K: 0 S: 8	H: 0 LOB: 2 BB: 3 P: 20	R: 0 E: 0 K: 1 S: 14	H: 1 LOB: 2 BB: 1 P: 25	R: 0 E: 0 K: 1 S: 10	H: 1 LOB: 1 BB: 0 P: 17	R: 0 E: 0 K: 1 S: 11	H: 1 LOB: 2 BB: 1 P: 23	R: 2 E: 0 K: 2 S: 22	H: 3 LOB: 2 BB: 1 P: 36	R: 0 E: 0 K: 1 S: 7	H: 0 LOB: 1 BB: 1 P: 12	R: 0 E: 0 K: 0 S: 8	H: 1 LOB: 1 BB: 0 P: 11	R: 0 E: 0 K: 0 S: 9	H: 1 LOB: 1 BB: 0 P: 12	1B: 6 2B: 1 3B: 0 HR: 1	SF: 0 SAC: 1 DP: 1 HBP: 0	WP: 1 PB: 0 SB: 0 CS: 0	PA: 41	
PITCHER	IP WLS BF H R ER SO BB IBB HBP BLK WP HR S P ERA WHIP	5.0 W 22 3 2 2 1 1 0 0 0 0 1 16 28 54.00 9.000	0.1 4 2 2 2 1 1 0 0 0 0 0 1 16 28 54.00 9.000	2.2 H 11 2 0 0 2 1 0 0 0 0 0 21 31 0.00 1.125	1.0 S 4 1 0 0 0 0 0 0 0 0 0 9 12 0.00 1.000																		

Cincinnati Reds @ Chicago Cubs
Wrigley Field, Chicago, IL
Tue Jun 25 2002, 1:20 PM CDT
Att: 29,628 - Cloudy - 79 F

AB	33
R	2
H	8
RBI	2
BB	7
SO	8
LOB	20



Batter	1	2	3	4	5	6	7	8	9	AB	R	H	RBI	BB	SO	LOB	TOP								
Todd Walker, L OBP: 0.334, SLG: 0.383	0-0 HR	3-1 SF7		1-1 G4-3		0-3 K		1-1 G5-4-3 1B		4	1	2	2	0	1	0	Cincinnati Reds @ Chicago Cubs Wrigley Field, Chicago, IL Wed Jun 26 2002, 1:20 PM CDT Att: 32,689 - Sunny - 82 F								
Aaron Boone, R OBP: 0.290, SLG: 0.365	0-1 F7	2-0 G4-3		3-1 CS HBP		0-2 L9		2-1 G5-4-3 1-2		4	0	0	0	0	0	3									
Adam Dunn, L OBP: 0.454, SLG: 0.549	3-2 HR		0-2 G6-3	0-1 CS	4-0 HR		0-2 G6-3 2B	1-1 G4-6-3 1B		4	2	3	1	1	0	0									
Juan Encarnacion, R OBP: 0.311, SLG: 0.465	2-3 K		0-0 HR		0-1 F7		0-0 G5-3	1-1 G4-6-3 1B		5	1	1	1	0	1	3									
Danny Graves, R								1-2		0	0	0	0	0	0	0									
Sean Casey, L OBP: 0.365, SLG: 0.402	1-1 F5		2-0 F8 2B		0-0 HR		1-1 G6-3	2-2 G4-3		5	1	2	2	0	0	1									
Austin Kearns, R OBP: 0.398, SLG: 0.481		3-2 E S SH 1B	0-0 F8		3-1 FC5 3B		4-2 BB			3	2	0	1	0	1										
John Riedling, R										0	0	0	0	0	0	0									
Jose Silva, R										0	0	0	0	0	0	0									
Russell Branyan, L OBP: 0.275, SLG: 0.402										0	0	0	0	0	0	0									
Barry Larkin, R OBP: 0.281, SLG: 0.344	1-1 F8		4-0 BB		0-0 FC5 G5-4-3		3-2 G5-3			2	0	0	1	1	0	1									
Juan Castro, R OBP: 0.158, SLG: 0.118										1	0	0	0	0	0	2									
Jason LaRue, R OBP: 0.303, SLG: 0.301	4-0 SH SF7 BB		2-3 K		3-1 G5-4-3 1-2			1-1 L7		3	1	0	0	1	1	3									
Jimmy Haynes, R OBP: 0.143, SLG: 0.179	0-0 SH				0-3 K			0-1 1B		2	0	0	1	0	2	0									
Reggie Taylor, L OBP: 0.255, SLG: 0.400	1-3 3H									1	0	1	0	0	0	0									
Inning Stats	R: 2 E: 0 K: 1 S: 14	H: 2 LOB: 0 BB: 0 P: 20	R: 2 E: 1 K: 0 S: 9	H: 1 LOB: 1 BB: 1 P: 22	R: 1 E: 0 K: 1 S: 9	H: 2 LOB: 2 BB: 1 P: 17	R: 0 E: 0 K: 1 S: 7	H: 0 LOB: 0 BB: 0 P: 11	R: 3 E: 0 K: 0 S: 7	H: 2 LOB: 1 BB: 1 P: 15	R: 0 E: 0 K: 2 S: 9	H: 0 LOB: 0 BB: 0 P: 9	R: 0 E: 0 K: 0 S: 11	H: 1 LOB: 2 BB: 1 P: 19	R: 0 E: 0 K: 0 S: 8	H: 2 LOB: 1 BB: 0 P: 12	R: 0 E: 0 K: 0 S: 7	H: 1 LOB: 0 BB: 0 P: 11	1B: 4 2B: 2 3B: 1 HR: 4	SF: 1 SAC: 1 DP: 3 HBP: 1	WP: 0 PB: 0 SB: 1 CS: 1	PA: 42			
PITCHER	IP	WLS	BF	H	R	ER	SO	BB	IBB	HBP	BLK	WP	HR	S	P	ERA	WHIP								
Jason Bere, R ERA: 5.18	2.1	L	14	5	5	3	1	1	0	0	0	0	3	28	49	11.57	2.571								
38 Carlos Zambrano, R ERA: 3.5	1.2		6	0	0	0	2	1	0	1	0	0	0	11	21	0.00	0.600								
Juan Cruz, R ERA: 4.55	2.0		9	2	3	3	2	1	0	0	0	0	1	16	24	13.50	1.500								
Jeff Fassero, L ERA: 5.51	2.0		9	3	0	0	0	1	0	0	0	0	0	19	31	0.00	2.000								
Joe Borowski, R ERA: 3.65	1.0		3	1	0	0	0	0	0	0	0	0	0	7	11	0.00	1.000								

Batter	1	2	3	4	5	6	7	8	9	AB	R	H	RBI	BB	SO	LOB	BOTTOM								
Corey Patterson, L OBP: 0.321, SLG: 0.420	0-1 G4-3				1-1 G3-1	3-2 F8		1-1 E4		5	0	0	0	0	1	4	Cincinnati Reds @ Chicago Cubs Wrigley Field, Chicago, IL Wed Jun 26 2002, 1:20 PM CDT Att: 32,689 - Sunny - 82 F								
Chris Stynes, R OBP: 0.339, SLG: 0.414	2-1 F9		1-2 L4		1-2 G4-3 2B		2-2 G3	2-0 G5-3		5	0	1	0	0	0	1									
Sammy Sosa, R OBP: 0.423, SLG: 0.657	2-3 K		1-3 K		2-2 G4-3		0-0 2B 1B		2-0 L7	5	0	1	0	0	2	1									
Fred McGriff, L OBP: 0.355, SLG: 0.490		2-2 G6-3	0-1 P6		0-0 P5		3-2 2B 1B		2-0 HR	5	1	2	1	0	0	1									
Moises Alou, R OBP: 0.295, SLG: 0.325		0-1 1B 1B		3-1 2B 1B		0-0 G6-3	0-1 G5-3		3-1 G3 1B	5	2	3	0	0	0	2									
Todd Hundley, S OBP: 0.283, SLG: 0.436		3-2 1B 1B		3-3 K		0-0 HR		1-3 K		5	2	2	1	0	2	4									
Bill Mueller, S OBP: 0.282, SLG: 0.320		1-2 SH5-4 1B 1-2 2H 1B		0-0 L7		2-0 PB 1B		2-3 K	0-1 G3 1B	5	0	3	2	0	1	1									
Mark Bellhorn, S OBP: 0.362, SLG: 0.481		2-2 SH5-4 1B		1-1 2B		4-2 BB		4-0 WP E G5-3 BB	2-3 K	3	1	2	1	2	1	1									
Jason Bere, R OBP: 0.139, SLG: 0.217		0-1 SH5-4		3-2 G6-3		2-3 K		1-2 G5-3		0	0	0	0	0	0	0									
38 Carlos Zambrano, S ERA: 3.12										0	0	0	0	0	0	0									
Angel Echevarria, R OBP: 0.550, SLG: 0.850										1	0	0	0	0	0	2									
Juan Cruz, R OBP: 0.158, SLG: 0.118										0	0	0	0	0	0	0									
Roosevelt Brown, L OBP: 0.252, SLG: 0.336										1	0	0	0	0	0	0									
Jeff Fassero, L ERA: 5.51										0	0	0	0	0	0	0									
Darren Lewis, R OBP: 0.233, SLG: 0.339										1	0	0	0	0	0	1									
Joe Borowski, R ERA: 3.65										0	0	0	0	0	0	0									
Inning Stats	R: 0 E: 0 K: 1 S: 7	H: 0 LOB: 0 BB: 0 P: 11	R: 2 E: 0 K: 1 S: 20	H: 4 LOB: 2 BB: 0 P: 28	R: 0 E: 0 K: 1 S: 8	H: 0 LOB: 0 BB: 0 P: 10	R: 0 E: 0 K: 1 S: 11	H: 2 LOB: 2 BB: 0 P: 21	R: 0 E: 0 K: 0 S: 9	H: 1 LOB: 1 BB: 0 P: 13	R: 1 E: 0 K: 1 S: 13	H: 2 LOB: 2 BB: 1 P: 24	R: 0 E: 0 K: 1 S: 14	H: 2 LOB: 2 BB: 0 P: 20	R: 1 E: 1 K: 1 S: 10	H: 0 LOB: 1 BB: 1 P: 20	R: 2 E: 0 K: 1 S: 13	H: 3 LOB: 1 BB: 0 P: 24	1B: 9 2B: 3 3B: 0 HR: 2	SF: 0 SAC: 1 DP: 0 HBP: 0	WP: 1 PB: 1 SB: 0 CS: 0	PA: 44			
PITCHER	IP	WLS	BF	H	R	ER	SO	BB	IBB	HBP	BLK	WP	HR	S	P	ERA	WHIP								
Jimmy Haynes, R ERA: 4.45	6.0	W	28	9	3	3	5	1	0	0	0	0	0	68	107	4.50	1.667								
John Riedling, R ERA: 3.12	2.0		10	2	1	0	2	1	0	0	0	1	0	24	40	0.00	1.500								
Jose Silva, R ERA: 5.84	0.1		3	2	2	2	0	0	0	0	0	0	1	4	11	54.00	6.000								
Danny Graves, R ERA: 2.88	0.2	S	3	1	0	0	1	0	0	0	0	0	0	9	13	0.00	1.500								

AB	34
R	8
H	11
RBI	8
BB	4
SO	5
LOB	14



Batter	1	2	3	4	5	6	7	8	9	10	AB	R	H	RBI	BB	SO	LOB	TOP			
Todd Walker, L OBP: 0.333, SLG: 0.381 (1, 4)	P4		1B		G4-6-3			L4		SH2-4	4	0	1	0	0	0	1				
Aaron Boone, R OBP: 0.289, SLG: 0.362 (1, 6) (10, 5)	K		G6-3					P3		F8	5	0	1	0	0	1	3				
Sean Casey, L OBP: 0.372, SLG: 0.415 (1, 3)	K				2B					1B	4	3	3	0	1	1	0				
Adam Dunn, L OBP: 0.456, SLG: 0.552 (1, 7)		G3			2B			P6		1B	4	1	2	1	1	0	1				
Russell Branyan, L OBP: 0.274, SLG: 0.397 (1, 5) Juan Castro, R OBP: 0.158, SLG: 0.118 (10, 6)	L6				K			G6-3		F9	5	0	1	2	0	1	4				
Austin Kearns, R OBP: 0.391, SLG: 0.470 (1, 9)	G6-3				K			L9		K	4	0	0	0	0	2	3				
Reggie Taylor, L OBP: 0.255, SLG: 0.415 (1, 8)			G4-3		L9			F8		3B	4	0	1	2	0	0	1				
Corky Miller, R OBP: 0.343, SLG: 0.483 (9, PH) Juan Encarnacion, R OBP: 0.310, SLG: 0.463 Danny Graves, R (9, 1)	G2-3				F7			K		K	3	0	0	0	0	1	0				
Joey Hamilton, R OBP: 0.273, SLG: 0.381 Barry Larkin, R OBP: 0.260, SLG: 0.342 Scott Sullivan, R (8, 1) Jason LaRue, R OBP: 0.306, SLG: 0.301 (9, 2)	1B				G4-6-3			K		SH2-4	2	0	2	0	0	0	0				
Inning Stats	R: 0 E: 0 K: 2 S: 9	H: 0 LOB: 0 BB: 0 P: 16	R: 0 E: 0 K: 0 S: 9	H: 0 LOB: 0 BB: 0 P: 13	R: 0 E: 0 K: 0 S: 12	H: 2 LOB: 2 BB: 0 P: 18	R: 1 E: 0 K: 2 S: 13	H: 2 LOB: 1 BB: 0 P: 16	R: 0 E: 0 K: 0 S: 8	H: 1 LOB: 0 BB: 0 P: 10	R: 0 E: 0 K: 1 S: 9	H: 0 LOB: 0 BB: 0 P: 8	R: 0 E: 0 K: 1 S: 8	H: 0 LOB: 0 BB: 0 P: 11	R: 2 E: 0 K: 2 S: 15	H: 3 LOB: 1 BB: 0 P: 18	R: 2 E: 0 K: 0 S: 10	H: 1 LOB: 1 BB: 3 P: 22	1B: 6 2B: 4 3B: 1 HR: 0	SF: 0 SAC: 1 DP: 1 HBP: 0	WP: 0 PA: 41 PB: 0 SB: 0 CS: 0
PITCHER	IP WLS BF H R ER SO	IP WLS BF H R ER SO	IP WLS BF H R ER SO	IP WLS BF H R ER SO	IP WLS BF H R ER SO	IP WLS BF H R ER SO	IP WLS BF H R ER SO	IP WLS BF H R ER SO	IP WLS BF H R ER SO	IP WLS BF H R ER SO	IP WLS BF H R ER SO	IP WLS BF H R ER SO	IP WLS BF H R ER SO	IP WLS BF H R ER SO	IP WLS BF H R ER SO	IP WLS BF H R ER SO	IP WLS BF H R ER SO	IP WLS BF H R ER SO	ERA WHIP	ERA WHIP	
Jon Lieber, R ERA: 3.26 Antonio Alfonseca, R ERA: 2.27 Kyle Farnsworth, R ERA: 3.38	8.0 1.0 1.0	31 4 6	9 1 1	3 0 2	6 0 0	0 0 2	0 0 1	0 0 0	0 0 0	0 0 0	0 0 0	0 0 0	0 0 0	0 0 0	0 0 0	0 0 0	0 0 0	0 0 0	0 0 0	3.38 0.00 18.00	1.125 1.000 3.000

Cincinnati Reds @ Chicago Cubs
Wrigley Field, Chicago, IL
Thu Jun 27 2002, 1:20 PM CDT
Att: 37,129 - Cloudy - 86 F

AB	37
R	5
H	11
RBI	5
BB	3
SO	8
LOB	14



Batter	1	2	3	4	5	6	7	8	9	10	AB	R	H	RBI	BB	SO	LOB	BOTTOM			
Corey Patterson, L OBP: 0.322, SLG: 0.421 (1, 8)	SH1-3		1B		G3			K		G4-3	4	1	1	0	1	1	1				
Chris Stynes, R OBP: 0.342, SLG: 0.410 Mark Bellhorn, S OBP: 0.358, SLG: 0.474 (7, PH) (8, 4)	SH1-3		1B		P6			G4-3		K	1	1	0	0	1	0	1				
Sammy Sosa, R OBP: 0.426, SLG: 0.667 (1, 9)	L6		1B							1B	5	2	3	2	0	0	1				
Fred McGriff, L OBP: 0.359, SLG: 0.489 Delino DeShields, L OBP: 0.277, SLG: 0.323 (10, PR) (10, PR)	BB		1B		G1-3			F8		1B	3	0	1	0	2	0	0				
Moises Alou, R OBP: 0.293, SLG: 0.319 (1, 7)	K		1B		F7			P3		F9	4	0	0	1	1	1	4				
Todd Hundley, S OBP: 0.288, SLG: 0.443 Darren Lewis, R OBP: 0.333, SLG: 0.339 (10, PR)	K		K		G6-3			2B		1B	5	0	2	1	0	2	3				
Alex Gonzalez, R OBP: 0.294, SLG: 0.412 (1, 6)	K		FC6-4		P3			F7		L6	5	0	0	0	0	1	6				
Bill Mueller, S OBP: 0.282, SLG: 0.314 (1, 5)	G3				L3			G1-3			3	0	0	0	1	0	0				
Jon Lieber, L OBP: 0.188, SLG: 0.188 Antonio Alfonseca, R OBP: 0.667, SLG: 0.667 Roosevelt Brown, L OBP: 0.225, SLG: 0.334 Kyle Farnsworth, R (10, 1)	G4-3		FC2-6		FC2-6			F7		K	3	0	0	0	0	0	1				
Inning Stats	R: 0 E: 0 K: 1 S: 13	H: 1 LOB: 2 BB: 1 P: 17	R: 0 E: 0 K: 2 S: 8	H: 0 LOB: 0 BB: 0 P: 11	R: 2 E: 0 K: 1 S: 19	H: 1 LOB: 3 BB: 4 P: 40	R: 0 E: 0 K: 0 S: 9	H: 0 LOB: 1 BB: 1 P: 16	R: 0 E: 0 K: 0 S: 6	H: 0 LOB: 0 BB: 0 P: 7	R: 0 E: 0 K: 1 S: 6	H: 0 LOB: 0 BB: 0 P: 11	R: 1 E: 0 K: 0 S: 13	H: 2 LOB: 1 BB: 0 P: 20	R: 0 E: 0 K: 1 S: 8	H: 0 LOB: 0 BB: 0 P: 11	R: 1 E: 0 K: 1 S: 12	H: 3 LOB: 2 BB: 0 P: 15	1B: 4 2B: 2 3B: 0 HR: 1	SF: 0 SAC: 1 DP: 0 HBP: 0	WP: 0 PA: 43 PB: 0 SB: 0 CS: 0
PITCHER	IP WLS BF H R ER SO	IP WLS BF H R ER SO	IP WLS BF H R ER SO	IP WLS BF H R ER SO	IP WLS BF H R ER SO	IP WLS BF H R ER SO	IP WLS BF H R ER SO	IP WLS BF H R ER SO	IP WLS BF H R ER SO	IP WLS BF H R ER SO	IP WLS BF H R ER SO	IP WLS BF H R ER SO	IP WLS BF H R ER SO	IP WLS BF H R ER SO	IP WLS BF H R ER SO	IP WLS BF H R ER SO	IP WLS BF H R ER SO	IP WLS BF H R ER SO	ERA WHIP	ERA WHIP	
Joey Hamilton, R ERA: 4.66 Scott Sullivan, R ERA: 5.04 Danny Graves, R ERA: 2.76	7.0 1.0 2.0	29 5 9	2 2 3	2 1 1	5 0 2	6 0 0	0 0 0	0 0 0	0 0 0	0 0 0	0 0 0	0 0 0	0 0 0	0 0 0	0 0 0	0 0 0	0 0 0	0 0 0	0 0 0	2.57 9.00 4.50	1.143 2.000 1.500

Cincinnati Reds @ Chicago Cubs
Wrigley Field, Chicago, IL
Thu Jun 27 2002, 1:20 PM CDT
Att: 37,129 - Cloudy - 86 F

AB	36
R	4
H	7
RBI	4
BB	6
SO	7
LOB	17



Batter	1	2	3	4	5	6	7	8	9	AB	R	H	RBI	BB	SO	LOB	TOP			
Todd Walker, L (1,4) OBP: 0.328, SLG: 0.375	F9		G3-1		F7		G4-3		K	5	0	0	0	0	1	2				
Aaron Boone, R (1,6) OBP: 0.288, SLG: 0.361	G4-6-3 1B				G5-3		K		G6-3	4	0	1	0	0	1	0				
Sean Casey, L (1,3) OBP: 0.370, SLG: 0.412	G4-6-3 1-2				HR 1B		F7		K	4	1	1	0	0	1	1				
Adam Dunn, L (1,7) OBP: 0.457, SLG: 0.556					F8		F8		BB 1B	4	0	2	0	0	0	1				
Juan Encarnacion, R (1,9) OBP: 0.319, SLG: 0.479					1B		HR 1-H		BB 1B	3	1	3	2	1	0	0				
Russell Branyan, L (1,5) OBP: 0.278, SLG: 0.396	G4-6-3 1B				K		K		BB 1B	3	0	1	0	1	2	2				
Reggie Taylor, L (1,8) OBP: 0.295, SLG: 0.402	G4-6-3 1-2						L7		F2	3	0	0	0	0	0	5				
Corky Miller, R (1,2) OBP: 0.333, SLG: 0.467									CS SH5-4 HBP	3	0	0	0	0	0	0	AB 33			
Wilton Guerrero, S (9,PH) OBP: 0.275, SLG: 0.243					G6-3		F9		SH5-4	0	0	0	0	0	0	0	R 2			
Chris Reitsma, R (1,1) OBP: 0.095, SLG: 0.050										1-2	3	0	1	0	0	1	H 10			
Bruce Chen, L (7,1) OBP: 0.357, SLG: 0.429					G1-4-3						0	0	0	0	0	0	RBI 2			
Scott Williamson, R (7,1) OBP: 0.319, SLG: 0.429											0	0	0	0	0	0	BB 2			
Austin Kearns, R (9,PH) OBP: 0.394, SLG: 0.473											1	0	1	0	0	0	SO 6			
Barry Larkin, R (9,PR) OBP: 0.260, SLG: 0.342											0	0	0	0	0	0	LOB 11			
Inning Stats	R: 0 E: 0 K: 0 S: 13	H: 1 LOB: 0 BB: 0 P: 17	R: 0 E: 0 K: 0 S: 14	H: 2 LOB: 1 BB: 0 P: 22	R: 0 E: 0 K: 0 S: 10	H: 0 LOB: 0 BB: 0 P: 15	R: 2 E: 0 K: 1 S: 11	H: 2 LOB: 0 BB: 0 P: 15	R: 0 E: 0 K: 0 S: 5	H: 1 LOB: 3 BB: 0 P: 8	R: 0 E: 0 K: 1 S: 12	H: 0 LOB: 0 BB: 0 P: 11	R: 0 E: 0 K: 2 S: 11	H: 2 LOB: 2 BB: 0 P: 17	R: 0 E: 0 K: 1 S: 11	H: 1 LOB: 1 BB: 0 P: 15	1B: 8 2B: 1 3B: 0 HR: 1	SF: 0 SAC: 1 DP: 2 HBP: 1	WP: 0 PB: 0 SB: 0 CS: 1	PA: 37
PITCHER	IP WLS BF H R ER SO BB IBB HBP BLK WP HR S P ERA WHIP																			
Jason Simontacchi, R (1,1) ERA: 2.95	7.0 W 28 7 2 2 3 2 0 0 0 0 0 1 73 113 2.57 1.286																			
Steve Kline, L (8,1) ERA: 4.76	1.0 H 5 2 0 0 2 0 0 0 0 0 0 0 11 17 0.00 2.000																			
44 Jason Istringhausen, R (9,1) ERA: 1.45	1.0 S 4 1 0 0 1 0 0 0 1 0 0 0 0 11 15 0.00 1.000																			

Cincinnati Reds @ St. Louis Cardinals
 Busch Stadium, St. Louis, MO
 Fri Jun 28 2002, 7:10 PM CDT
 Att: 38,564 - Sunny - 91 F

AB	33
R	2
H	10
RBI	2
BB	2
SO	6
LOB	11



Batter	1	2	3	4	5	6	7	8	9	AB	R	H	RBI	BB	SO	LOB	BOTTOM			
Fernando Vina, L (1,4) OBP: 0.343, SLG: 0.376	F8		FC4-6 15 1B		K		2B		L8	5	1	2	0	0	1	1				
Placido Polanco, R (1,5) OBP: 0.299, SLG: 0.357	G6-3		F2		15 5 1B		15 5 2B			4	1	2	1	0	0	1				
15 Jim Edmonds, L (1,8) OBP: 0.435, SLG: 0.602	2B		FC4-6 5 2B		5 1B		2B			3	1	1	0	1	1	2				
5 Albert Pujols, R (1,7) OBP: 0.383, SLG: 0.532	BB		1-H 2B		BB		BB			2	0	2	2	2	0	0				
Tino Martinez, L (1,3) OBP: 0.333, SLG: 0.363	F9		L9		L7		BB			3	0	0	0	1	0	5				
Edgar Renteria, R (1,6) OBP: 0.344, SLG: 0.409			F8		G5-3		G6-3		F7	4	0	0	0	0	3					
Eli Marrero, R (1,9) OBP: 0.330, SLG: 0.422			G5-3		G6-3		K		F9	4	0	0	0	0	1	0	AB 32			
Mike Matheny, R (1,2) OBP: 0.307, SLG: 0.356			1B		G4-3		F8		S BB	3	0	1	0	1	0	0	R 3			
Jason Simontacchi, R (1,1) OBP: 0.278, SLG: 0.235			F8				G3		F8	2	0	0	0	0	1	1	H 8			
Kerry Robinson, L (7,PH) OBP: 0.319, SLG: 0.372					K					1	0	0	0	0	0	0	RBI 3			
Steve Kline, S (8,1) ERA: 6.56										0	0	0	0	0	0	0	BB 5			
Miguel Cairo, R (8,PH) OBP: 0.284, SLG: 0.353										1	0	0	0	0	1	0	SO 4			
44 Jason Istringhausen, R (9,1) ERA: 4.06										0	0	0	0	0	0	0	LOB 14			
Inning Stats	R: 0 E: 0 K: 0 S: 5	H: 1 LOB: 2 BB: 1 P: 12	R: 0 E: 0 K: 0 S: 11	H: 1 LOB: 1 BB: 0 P: 16	R: 1 E: 0 K: 0 S: 12	H: 2 LOB: 1 BB: 0 P: 18	R: 0 E: 0 K: 0 S: 6	H: 0 LOB: 0 BB: 0 P: 8	R: 1 E: 0 K: 2 S: 12	H: 2 LOB: 2 BB: 1 P: 19	R: 0 E: 0 K: 1 S: 13	H: 0 LOB: 0 BB: 0 P: 20	R: 1 E: 0 K: 1 S: 18	H: 2 LOB: 3 BB: 2 P: 31	R: 0 E: 0 K: 0 S: 11	H: 0 LOB: 1 BB: 1 P: 19	1B: 4 2B: 4 3B: 0 HR: 0	SF: 0 SAC: 0 DP: 0 HBP: 0	WP: 1 PB: 0 SB: 1 CS: 0	PA: 37
PITCHER	IP WLS BF H R ER SO BB IBB HBP BLK WP HR S P ERA WHIP																			
Chris Reitsma, R (1,1) ERA: 3.8	6.1 L 29 8 3 3 3 3 2 0 0 0 0 1 0 7 17 4.26 1.579																			
Bruce Chen, L (7,1) ERA: 6.56	0.1 3 0 0 0 1 1 1 0 0 0 1 0 7 17 0.00 3.000																			
Scott Williamson, R (7,1) ERA: 4.06	1.1 5 0 0 0 0 1 0 0 0 0 0 0 17 26 0.00 0.750																			

Cincinnati Reds @ St. Louis Cardinals
 Busch Stadium, St. Louis, MO
 Fri Jun 28 2002, 7:10 PM CDT
 Att: 38,564 - Sunny - 91 F

AB	32
R	3
H	8
RBI	3
BB	5
SO	4
LOB	14



Batter	1	2	3	4	5	6	7	8	9	AB	R	H	RBI	BB	SO	LOB	TOP			
Todd Walker, L (1,4) OBP: 0.322, SLG: 0.368	F7		P6		L8-6		E7		G3	5	1	0	0	0	0	1	Cincinnati Reds @ St. Louis Cardinals Busch Stadium, St. Louis, MO Sat Jun 29 2002, 7:10 PM CDT Att: 46,272 - Cloudy - 93 F			
Aaron Boone, R (1,6) OBP: 0.290, SLG: 0.361	G6-3		1B			G5-3	2H	1B	F9	5	0	2	1	0	0	0				
Adam Dunn, L (1,7) OBP: 0.454, SLG: 0.551	FC4		G3			F6		G4-3		4	0	1	0	0	0	2				
Juan Encarnacion, R (1,8) OBP: 0.325, SLG: 0.493	FC4									4	1	3	1	0	0	1				
Sean Casey, L (1,3) OBP: 0.369, SLG: 0.410										4	0	1	0	0	1	2				
Austin Kearns, R (1,9) OBP: 0.387, SLG: 0.463										4	0	0	0	0	1	3				
Russell Branyan, L (1,5) OBP: 0.255, SLG: 0.400										3	1	2	0	1	0	1				
Gabe White, L (8,1) Danny Graves, R (9,1)										0	0	0	0	0	0	0				
Jason LaRue, R (1,2) OBP: 0.311, SLG: 0.306										4	1	2	0	0	1	3				
Elmer Dessens, R (1,1) OBP: 0.240, SLG: 0.174										1	0	0	0	0	0	0				
Reggie Taylor, L (7, PH) OBP: 0.255, SLG: 0.402										0	0	0	0	0	0	0				
Barry Larkin, R (7, PH) OBP: 0.279, SLG: 0.342										0	0	0	1	0	0	0				
Scott Sullivan, R (7,1) OBP: 0.150, SLG: 0.111										0	0	0	0	0	0	0				
Juan Castro, R (8,6) OBP: 0.150, SLG: 0.111										1	0	0	0	0	0	0				
Inning Stats	R: 0 E: 0 K: 0 S: 10	H: 1 LOB: 1 BB: 0 P: 13	R: 0 E: 0 K: 2 S: 9	H: 2 LOB: 1 BB: 0 P: 14	R: 0 E: 0 K: 0 S: 6	H: 1 LOB: 1 BB: 0 P: 10	R: 0 E: 0 K: 0 S: 5	H: 1 LOB: 0 BB: 0 P: 8	R: 1 E: 0 K: 0 S: 7	H: 1 LOB: 0 BB: 0 P: 13	R: 3 E: 1 K: 0 S: 13	H: 3 LOB: 1 BB: 0 P: 20	R: 0 E: 0 K: 1 S: 7	H: 1 LOB: 2 BB: 0 P: 13	R: 0 E: 0 K: 0 S: 8	H: 0 LOB: 0 BB: 0 P: 14	1B: 10 2B: 1 3B: 0 HR: 1	SF: 1 SAC: 1 DP: 1 HBP: 0	WP: 0 PB: 1 SB: 0 CS: 1	PA: 38
PITCHER	IP WLS BF H R ER SO BB IBB HBP BLK WP HR S P ERA WHIP																			
Travis Smith, R (1,1) ERA: 6.75	6.1	L	25	8	2	1	2	0	0	0	0	0	0	0	1	47	73	1.42	1.263	
Luther Hackman, R (7,1) ERA: 3.41	0.0	L	1	1	0	0	0	0	0	0	0	0	0	0	2	2	∞	∞		
Mike Matthews, L (7,1) ERA: 3.09	0.2	B	4	1	2	0	0	0	0	0	0	0	0	0	8	11	0.00	1.500		
Mike Timlin, R (8,1) ERA: 2.93	2.0		8	1	0	0	1	0	1	0	0	0	0	0	15	27	0.00	0.500		

Batter	1	2	3	4	5	6	7	8	9	AB	R	H	RBI	BB	SO	LOB	BOTTOM					
Fernando Vina, L (1,4) OBP: 0.341, SLG: 0.373	F2		L9		B5-3				G1-3	5	0	1	0	0	0	1	Cincinnati Reds @ St. Louis Cardinals Busch Stadium, St. Louis, MO Sat Jun 29 2002, 7:10 PM CDT Att: 46,272 - Cloudy - 93 F					
Placido Polanco, R (1,5) OBP: 0.298, SLG: 0.356	F3									4	0	1	0	0	1	2						
15 Jim Edmonds, L (1,8) OBP: 0.436, SLG: 0.615										4	1	2	1	0	0	1						
5 Albert Pujols, R (1,7) OBP: 0.381, SLG: 0.532										4	0	1	0	0	0	2						
Tino Martinez, L (1,3) OBP: 0.336, SLG: 0.365										4	0	2	0	0	0	1						
Edgar Renteria, R (1,6) OBP: 0.339, SLG: 0.403										4	0	0	0	0	0	4						
Eli Marrero, R (1,9) OBP: 0.333, SLG: 0.437										3	1	1	1	1	1	0						
Mike Matheny, R (1,2) OBP: 0.302, SLG: 0.349										3	0	0	0	0	1	1						
Miguel Cairo, R (9, PH) OBP: 0.251, SLG: 0.349										1	0	0	0	0	0	0						
Travis Smith, R (1,1) ERA: 6.75										2	0	0	0	0	1	0						
Luther Hackman, R (7,1) ERA: 3.41										0	0	0	0	0	0	0						
Mike Matthews, L (7,1) ERA: 3.09										0	0	0	0	0	0	0						
Kerry Robinson, L (7, PH) OBP: 0.150, SLG: 0.111										1	0	0	0	0	0	1						
Mike Timlin, R (8,1) ERA: 2.93										1	0	1	0	0	0	0						
Eduardo Perez, R (9, PH) OBP: 0.231, SLG: 0.299										1	0	1	0	0	0	0						
Inning Stats	R: 0 E: 0 K: 0 S: 9	H: 1 LOB: 1 BB: 0 P: 14	R: 0 E: 0 K: 0 S: 7	H: 0 LOB: 0 BB: 0 P: 10	R: 0 E: 0 K: 1 S: 6	H: 0 LOB: 0 BB: 0 P: 8	R: 0 E: 0 K: 0 S: 8	H: 2 LOB: 2 BB: 0 P: 10	R: 1 E: 0 K: 0 S: 5	H: 1 LOB: 1 BB: 0 P: 9	R: 1 E: 0 K: 1 S: 17	H: 2 LOB: 1 BB: 0 P: 26	R: 0 E: 0 K: 1 S: 10	H: 1 LOB: 2 BB: 1 P: 17	R: 0 E: 0 K: 0 S: 8	H: 1 LOB: 1 BB: 0 P: 12	R: 0 E: 0 K: 1 S: 9	H: 1 LOB: 1 BB: 0 P: 12	1B: 6 2B: 1 3B: 0 HR: 2	SF: 0 SAC: 0 DP: 0 HBP: 0	WP: 0 PB: 0 SB: 0 CS: 0	PA: 37
PITCHER	IP WLS BF H R ER SO BB IBB HBP BLK WP HR S P ERA WHIP																					
Elmer Dessens, R (1,1) ERA: 2.58	6.0	W	24	6	2	2	2	0	0	0	0	0	0	0	2	52	77	3.00	1.000			
Scott Sullivan, R (7,1) ERA: 4.53	1.0	H	5	1	0	0	1	1	0	0	0	0	0	0	10	17	0.00	2.000				
Gabe White, L (8,1) ERA: 2.7	1.0	H	4	1	0	0	0	0	0	0	0	0	0	8	12	0.00	1.000					
Danny Graves, R (9,1) ERA: 2.7	1.0	S	4	1	0	0	1	0	0	0	0	0	0	9	12	0.00	1.000					



Batter	1	2	3	4	5	6	7	8	9	AB	R	H	RBI	BB	SO	LOB	TOP								
Todd Walker, L (1.4) OBP: 0.329, SLG: 0.378	1-2 1B	0-1 2B		2-1 G6-3		1-2 WP 1B		2-2 G6-3	1-0 HR 1B	6	1	4	4	0	0	0	Cincinnati Reds @ St. Louis Cardinals Busch Stadium, St. Louis, MO Sun Jun 30 2002, 1:10 PM CDT Att: 39,861 - Cloudy - 91 F								
Aaron Boone, R (1.6) OBP: 0.294, SLG: 0.375	0-3 K	0-0 F8		1-1 S 1B		2-1 WP 1B		3-3 K	2-0 HR 1B	6	1	3	3	0	2	2									
Adam Dunn, L (1.7) Gabe White, L (9.1)	3-2 F8		2-3 K	2-3 K		3-3 K		3-1 G4-3	2-2 F7	6	0	0	0	0	3	4									
Juan Encarnacion, R (1.9) OBP: 0.326, SLG: 0.490	2-3 K		4-1 2B BB	3-3 K		0-3 K			3-2 F8 1B	4	2	1	0	1	3	4									
Sean Casey, L (1.3) OBP: 0.373, SLG: 0.413		1-1 F8	1-0 WP SF7 2B		2-2 G3-1				4-1 BB 1B	3	2	1	1	2	0	0									
Jason LaRue, R (1.2) Scott Sullivan, R (6.1)		0-0 1B 2B	4-1 BB		0-1 G6-3				0-1 F8	3	1	1	0	1	1	3									
Austin Kearns, R (9.7) OBP: 0.385, SLG: 0.461		2B	2-3 BB			3-3 K			2-3 F8	1	0	0	0	0	0	2									
Russell Branyan, L (1.5) Juan Castro, R (9.6) OBP: 0.150, SLG: 0.111		0-2 SH2-4 1B	0-0 SF7		0-0 1B			1-0 P5	4-2 G5-3 1B	3	2	2	2	1	0	0									
Reggie Taylor, L (1.8) OBP: 0.271, SLG: 0.412		0-0 SH2-4 1B	1-0 1B		2-3 K			2-1 B3	0-1 G5-3 1B	5	2	3	2	0	1	1									
Luis Pineda, R (1.1) Bruce Chen, L (1.1) Barry Larkin, R (3.7) John Riedling, R (3.1) Wilton Guerrero, S (6.7) Corky Miller, R (6.2) OBP: 0.327, SLG: 0.457		0-1 SH2-4	1-1 G4-3			1-1 1B		1-2 P6	0-1 G5-3	0	0	0	0	0	0	0									
Inning Stats	R: 0 E: 0 K: 2 S: 16	H: 1 LOB: 1 BB: 0 P: 22	R: 3 E: 0 K: 0 S: 12	H: 4 LOB: 1 BB: 0 P: 13	R: 2 E: 0 K: 1 S: 10	H: 2 LOB: 2 BB: 2 P: 23	R: 0 E: 0 K: 2 S: 12	H: 1 LOB: 1 BB: 0 P: 20	R: 0 E: 0 K: 1 S: 11	H: 1 LOB: 1 BB: 0 P: 15	R: 1 E: 0 K: 3 S: 17	H: 3 LOB: 3 BB: 1 P: 31	R: 0 E: 0 K: 0 S: 6	H: 0 LOB: 0 BB: 0 P: 10	R: 0 E: 0 K: 1 S: 9	H: 0 LOB: 0 BB: 0 P: 17	R: 6 E: 0 K: 0 S: 19	H: 4 LOB: 0 BB: 2 P: 35	1B: 12 2B: 3 3B: 0 HR: 1	SF: 1 SAC: 1 DP: 0 HBP: 0	WP: 2 PB: 0 SB: 1 CS: 0	PA: 48			
PITCHER	IP WLS BF H R ER SO BB IBB HBP BLK WP HR S P ERA WHIP	5.0 2.0 26 9 5 3 3 2 0 0 0 1 0 61 93 4.50 1.500	2.0 1.0 3 0 0 0 1 0 0 0 0 0 0 9 17 0.00 0.000	0.2 0.1 7 3 5 5 0 2 0 0 0 0 0 15 27 67.50 7.500	0.1 0.1 2 1 1 1 0 0 0 0 0 0 0 4 8 27.00 3.000																				

AB	41
R	12
H	16
RBI	12
BB	5
SO	10
LOB	20



Batter	1	2	3	4	5	6	7	8	9	AB	R	H	RBI	BB	SO	LOB	BOTTOM						
Fernando Vina, L (1.4) OBP: 0.339, SLG: 0.368				3-1 G4-3		3-2 G1-3		0-1 G4-6-3		4	1	0	0	1	0	5	Cincinnati Reds @ St. Louis Cardinals Busch Stadium, St. Louis, MO Sun Jun 30 2002, 1:10 PM CDT Att: 39,861 - Cloudy - 91 F						
Placido Polanco, R (1.5) OBP: 0.296, SLG: 0.365	0-2 P4	0-1 HR		0-1 G5-3			2-3 K		1-1 F8	5	1	1	1	0	1	1							
15 Jim Edmonds, L (1.8) OBP: 0.435, SLG: 0.610	2-2 5 2B	2-0 CS 1B		3-2 G3			2-3 K		0-0 F9	5	1	2	0	0	1	0							
5 Albert Pujols, R (1.7) Steve Kline, S (8.1) 44 Jason Isringhausen, R (9.1) Gene Stechschulte, R (9.1) Mike Coolbaugh, R (9.7)	2-1 1B	1-0 F9			3-1 F8		1-3 K		0-0 F8	4	1	1	2	0	1	1							
Tino Martinez, L (1.3) OBP: 0.341, SLG: 0.387	1-2 HR	2-3 K			1-0 FC6 1B			2-1 1B E 2B		4	2	3	2	0	1	1							
Edgar Renteria, R (1.6) OBP: 0.341, SLG: 0.402	4-0 PB HR BB		0-0 L9		1-2 FC6			0-2 E 1B		3	1	1	0	1	0	1							
Eli Marrero, R (1.9) Dave Veres, R (6.1) Miguel Cairo, R (6.7)	1-2 F2		2-1 G6-3		1-1 FC6-4			2-2 E6		3	0	0	0	0	0	2							
Mike DiFelice, R (1.2) OBP: 0.270, SLG: 0.381	3-2 HR		1-1 2B		1-3 K			1-3 K		4	1	2	2	0	2	2							
Matt Morris, R (1.1) Kerry Robinson, L (6.9)	0-0 2B		0-1 G1-3			0-0 CS 1B		4-0 G4-6-3 IBB		2	0	1	0	0	0	1							
Inning Stats	R: 6 E: 0 K: 0 S: 21	H: 5 LOB: 1 BB: 2 P: 38	R: 1 E: 0 K: 1 S: 9	H: 2 LOB: 0 BB: 0 P: 14	R: 0 E: 0 K: 0 S: 7	H: 1 LOB: 1 BB: 0 P: 10	R: 0 E: 0 K: 0 S: 10	H: 0 LOB: 0 BB: 0 P: 16	R: 0 E: 0 K: 1 S: 7	H: 1 LOB: 0 BB: 0 P: 11	R: 0 E: 0 K: 3 S: 10	H: 0 LOB: 0 BB: 0 P: 15	R: 1 E: 1 K: 1 S: 15	H: 3 LOB: 2 BB: 1 P: 23	R: 0 E: 0 K: 0 S: 4	H: 0 LOB: 0 BB: 0 P: 5		1B: 6 2B: 4 3B: 0 HR: 3	SF: 0 SAC: 0 DP: 1 HBP: 0	WP: 1 PB: 1 SB: 1 CS: 2	PA: 40		
PITCHER	IP WLS BF H R ER SO BB IBB HBP BLK WP HR S P ERA WHIP	0.1 1.2 8 4 2 2 1 0 0 0 0 0 2 17 26 10.80 2.400	3.0 3.0 11 2 0 0 0 0 0 0 0 0 0 25 40 0.00 0.667	3.0 3.0 12 4 1 1 5 0 1 0 0 0 0 32 49 3.00 1.333	1.0 1.0 3 0 0 0 0 0 0 0 0 0 4 5 0.00 0.000																		

AB	37
R	8
H	13
RBI	8
BB	3
SO	6
LOB	14



Batter	1	2	3	4	5	6	7	8	9	10	AB	R	H	RBI	BB	SO	LOB	TOP							
Jose Vizcaino, S OBP: 0.347, SLG: 0.360 (1, 6) (8, 9)	3-2 17 HR 1B		1-1 17 HR 2B	3-1 F7			1-3 K		1-2 G6-3		5	2	2	0	0	1	2								
Craig Biggio, R OBP: 0.343, SLG: 0.394 (1, 4)	2-1 F7		2-2 17 HR 1B		2-1 G5-4-3 2B		0-0 G6-3			0-0 SF7 2B	5	2	3	0	0	0	1								
17 Lance Berkman, S OBP: 0.407, SLG: 0.622 (1, 8)	0-0 HR		1-0 HR		4-0 G5-4-3 BB		3-3 K		4-0 BB IBB		3	2	2	5	2	1	0								
5 Jeff Bagwell, R OBP: 0.369, SLG: 0.460 (1, 3)	3-2 G6-3		2-2 E6		3-2 G5-4-3		1-0 1B		1-0 F9		5	0	1	0	0	0	4								
Orlando Merced, S OBP: 0.365, SLG: 0.500 Richard Hidalgo, R OBP: 0.354, SLG: 0.476 (8, PH) (8, 9)	1-3 K		2-0 F7		3-1 F9		1-3 K		4-2 BB		3	0	0	0	0	1	2								
Geoff Blum, S OBP: 0.335, SLG: 0.411 Octavio Dotel, R OBP: 0.299, SLG: 0.348 Gregg Zaun, S OBP: 0.299, SLG: 0.348 Billy Wagner, L (10, 1)		2-2 P4	2-0 G4-3		3-3 K		2-2 L9		0-0 SF7		4	0	0	0	0	1	2								
Daryle Ward, L OBP: 0.307, SLG: 0.383 (1, 7)	2-0 1B		1-2 G3 G4-3 HBP		2-1 F8		0-0 G3-1		3-4 G3		4	0	1	0	0	0	2								
Brad Ausmus, R OBP: 0.338, SLG: 0.367 (1, 2)	3-3 K		1-0 G4-3		1-2 G5-3		0-2 F9				4	0	0	0	0	1	1								
Wade Miller, R OBP: 0.211, SLG: 0.263 Pedro Borbon, R (6, 1)		2-1 G5-3	1-0 G3		1-1 F8		0-1 1B				2	0	0	0	0	0	1								
Brian Hunter, R OBP: 0.318, SLG: 0.417 Ricky Stone, R (7, 1) Julio Lugo, R OBP: 0.327, SLG: 0.372 (8, 6)											1	0	0	0	0	0	0								
Inning Stats	R: 2 E: 0 K: 1 S: 16	H: 2 LOB: 0 BB: 0 P: 25	R: 0 E: 0 K: 1 S: 8	H: 1 LOB: 0 BB: 0 P: 15	R: 3 E: 1 K: 0 S: 13	H: 3 LOB: 1 BB: 0 P: 25	R: 0 E: 0 K: 0 S: 6	H: 0 LOB: 1 BB: 0 P: 12	R: 0 E: 0 K: 0 S: 7	H: 1 LOB: 1 BB: 1 P: 19	R: 0 E: 0 K: 1 S: 9	H: 0 LOB: 0 BB: 0 P: 15	R: 0 E: 0 K: 2 S: 13	H: 1 LOB: 1 BB: 0 P: 20	R: 0 E: 0 K: 0 S: 10	H: 1 LOB: 0 BB: 0 P: 11	R: 1 E: 0 K: 0 S: 8	H: 1 LOB: 2 BB: 2 P: 18	1B: 5 2B: 3 3B: 0 HR: 2	SF: 1 SAC: 0 DP: 1 HBP: 1	WP: 0 PB: 0 SB: 1 CS: 0	PA: 43			
PITCHER	IP WLS BF H R ER SO ERA WHIP	IP WLS BF H R ER SO ERA WHIP	IP WLS BF H R ER SO ERA WHIP	IP WLS BF H R ER SO ERA WHIP	IP WLS BF H R ER SO ERA WHIP	IP WLS BF H R ER SO ERA WHIP	IP WLS BF H R ER SO ERA WHIP	IP WLS BF H R ER SO ERA WHIP	IP WLS BF H R ER SO ERA WHIP	IP WLS BF H R ER SO ERA WHIP	IP WLS BF H R ER SO ERA WHIP	IP WLS BF H R ER SO ERA WHIP	IP WLS BF H R ER SO ERA WHIP	IP WLS BF H R ER SO ERA WHIP	IP WLS BF H R ER SO ERA WHIP	IP WLS BF H R ER SO ERA WHIP	IP WLS BF H R ER SO ERA WHIP	IP WLS BF H R ER SO ERA WHIP	IP WLS BF H R ER SO ERA WHIP	IP WLS BF H R ER SO ERA WHIP	IP WLS BF H R ER SO ERA WHIP	IP WLS BF H R ER SO ERA WHIP	IP WLS BF H R ER SO ERA WHIP	IP WLS BF H R ER SO ERA WHIP	IP WLS BF H R ER SO ERA WHIP
Joey Hamilton, R ERA: 4.98 Bruce Chen, L ERA: 6.44 Gabe White, L ERA: 2.51 Danny Graves, R ERA: 2.72	(1, 1) 4.0 2.0 2.0 2.0	(5, 1) 7 7 7 7	(7, 1) 1 1 1 1	(9, 1) 10 10 10 10	6 5 5 2	5 0 0 1	5 0 0 0	2 1 1 0	2 1 1 0	2 1 1 0	2 1 1 0	2 1 1 0	2 1 1 0	2 1 1 0	2 1 1 0	2 1 1 0	2 1 1 0	2 1 1 0	2 1 1 0	2 1 1 0	2 1 1 0	2 1 1 0	2 1 1 0	2 1 1 0	2 1 1 0

Houston Astros @ Cincinnati Reds
Cinergy Field, Cincinnati, OH
Tue Jul 02 2002, 7:10 PM EDT
Att. 19,562 - Sunny - 95 F

AB	38
R	6
H	10
RBI	6
BB	3
SO	6
LOB	16

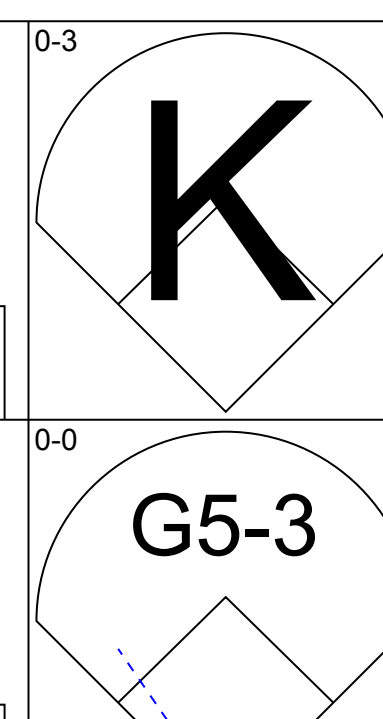
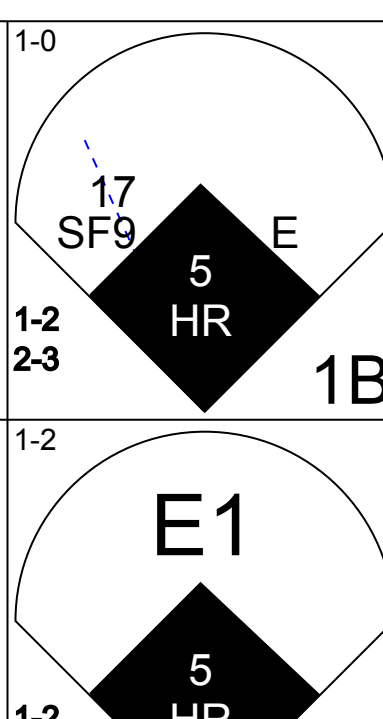
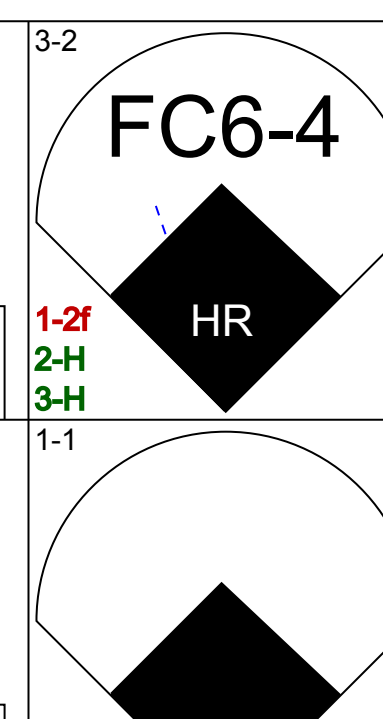
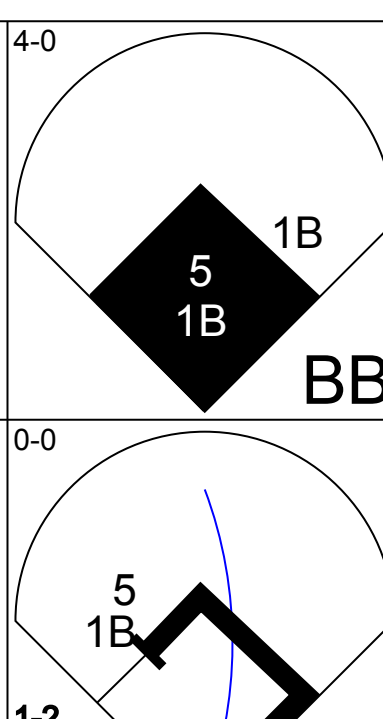
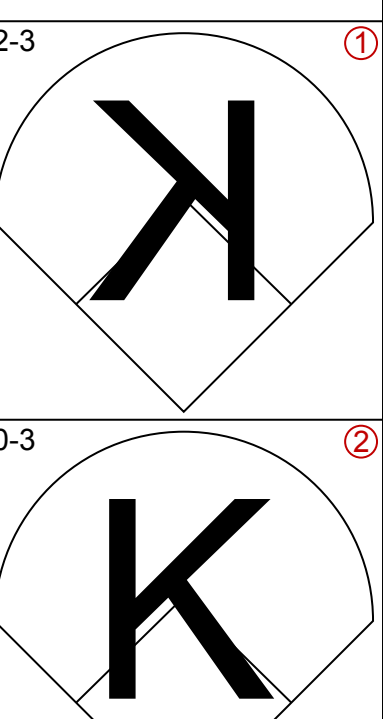
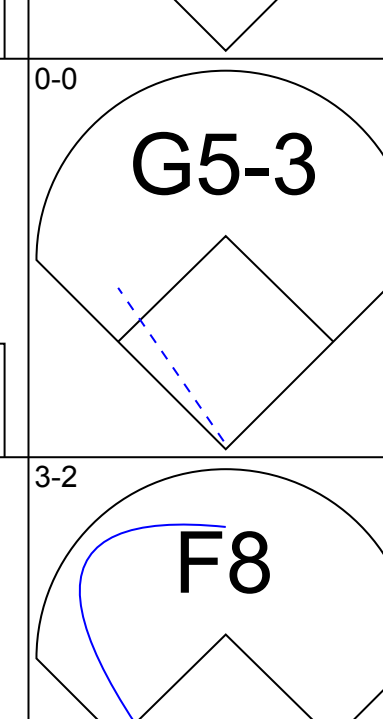
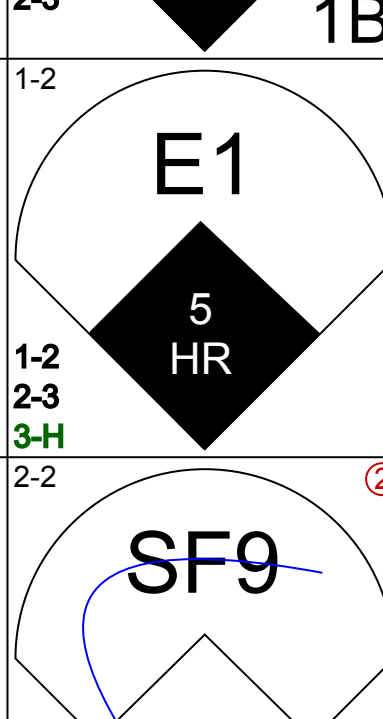
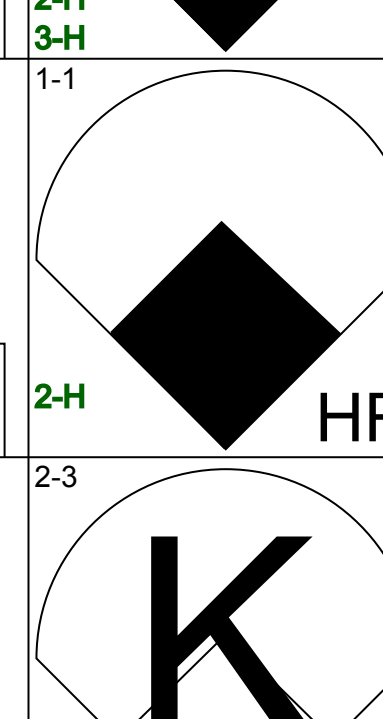
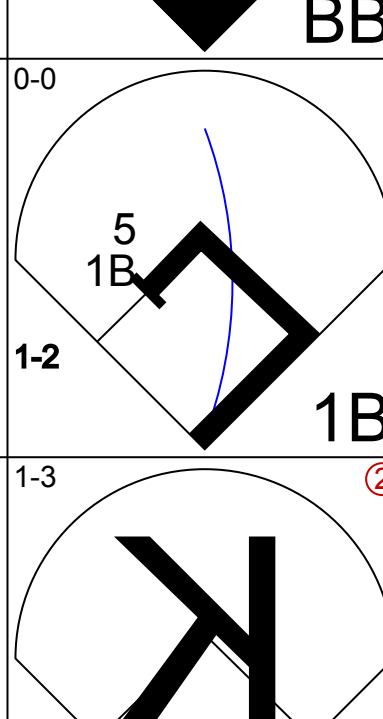
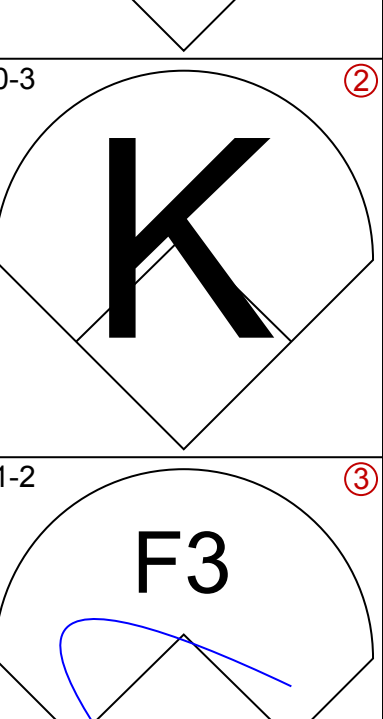
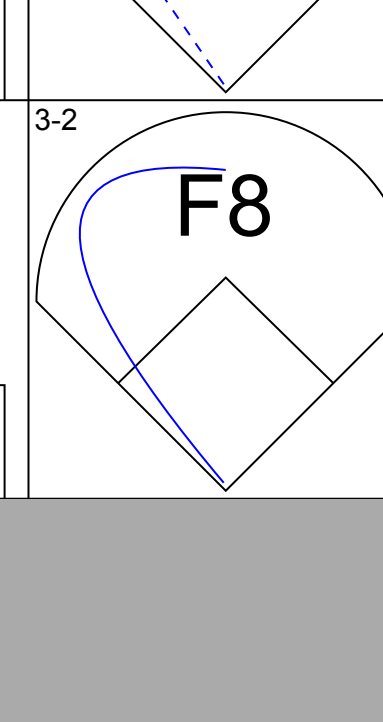
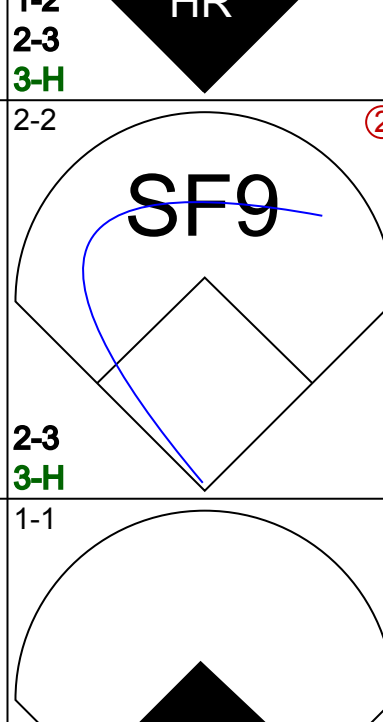
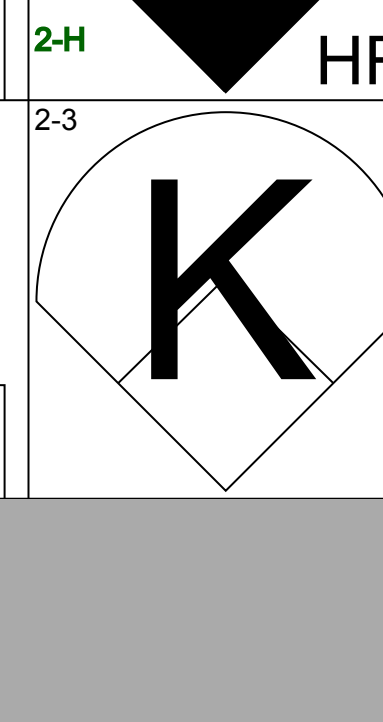
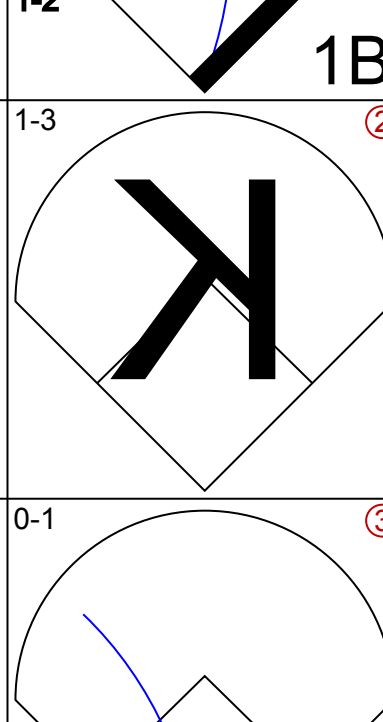
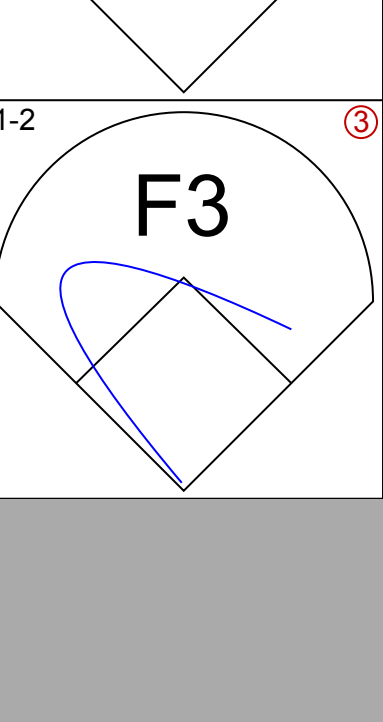
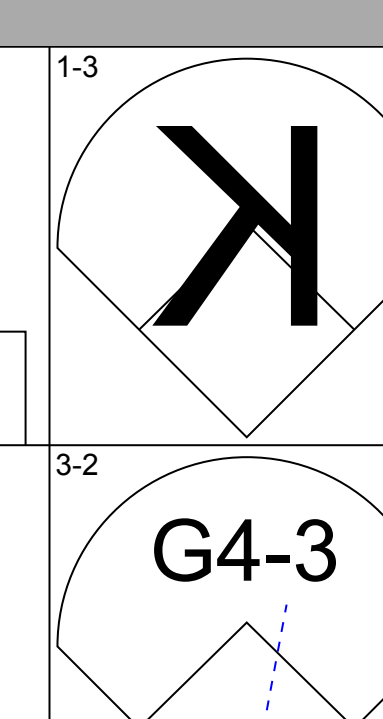
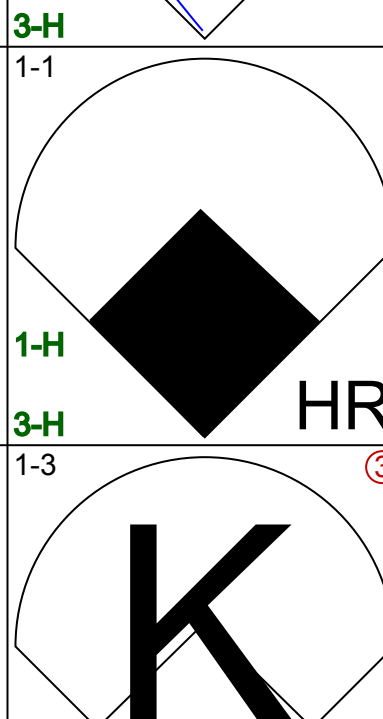
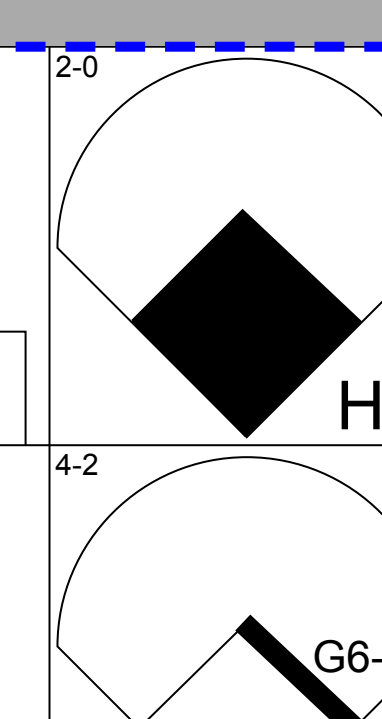
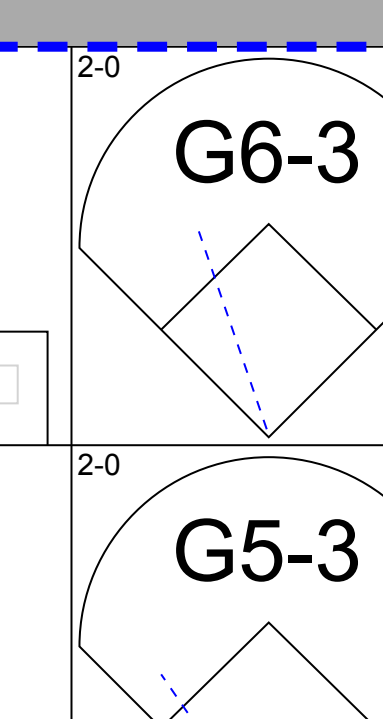

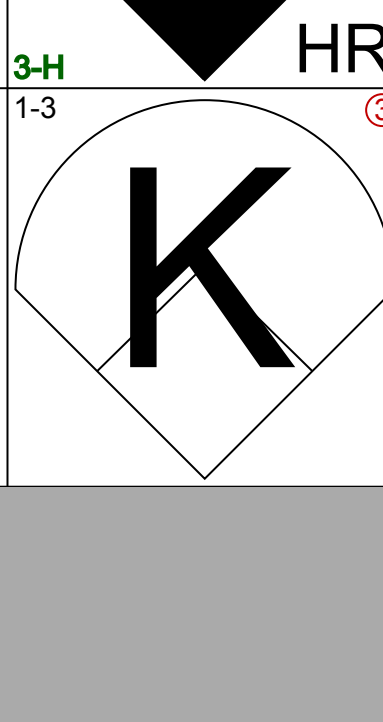
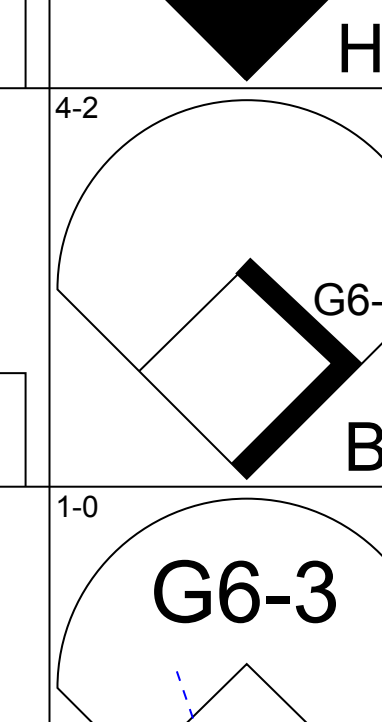
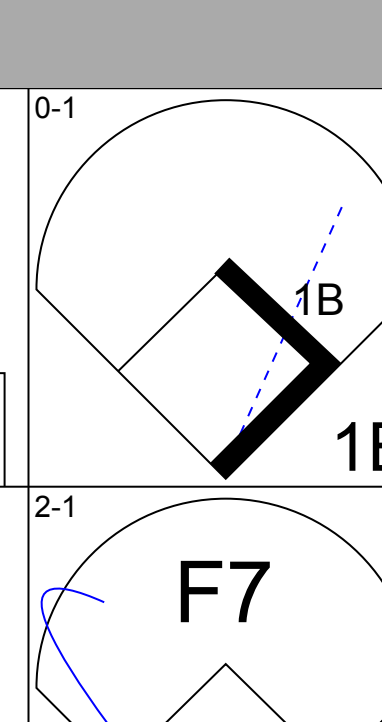
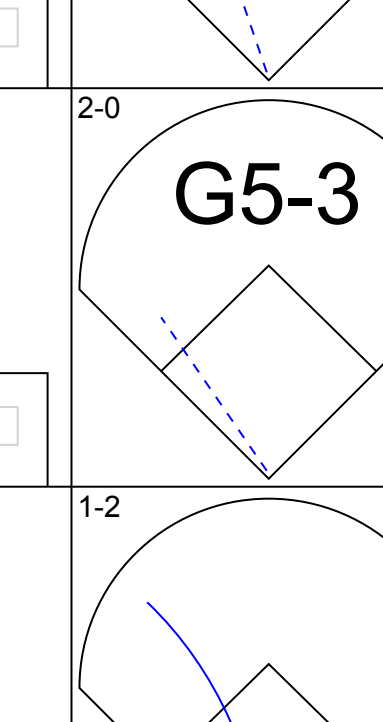

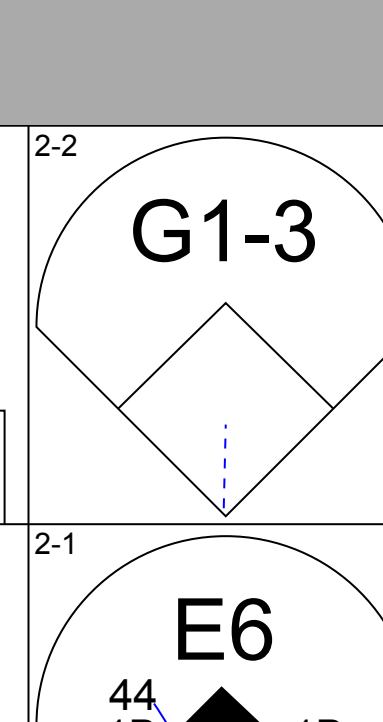
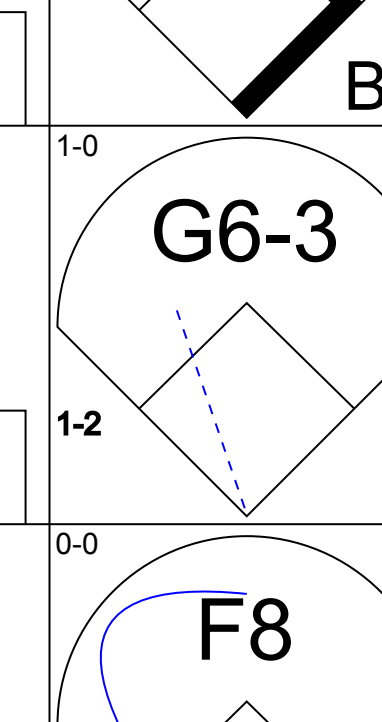
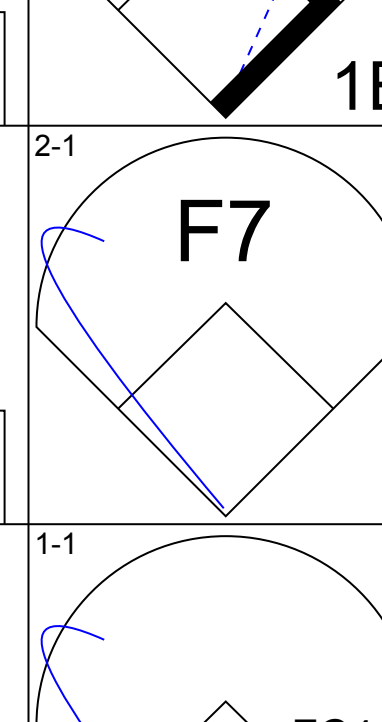
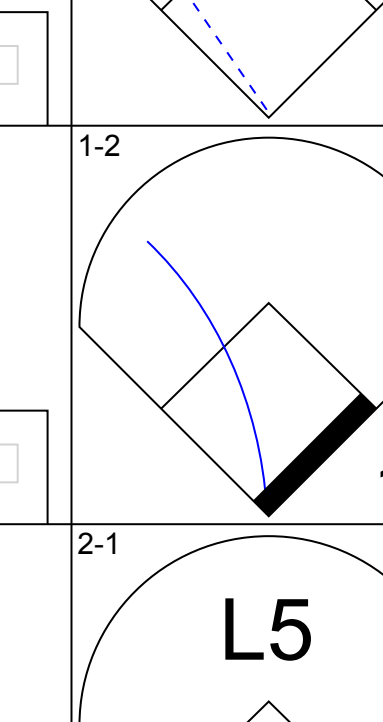
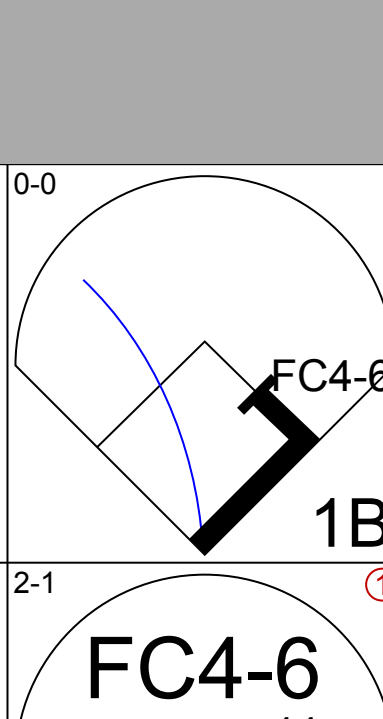
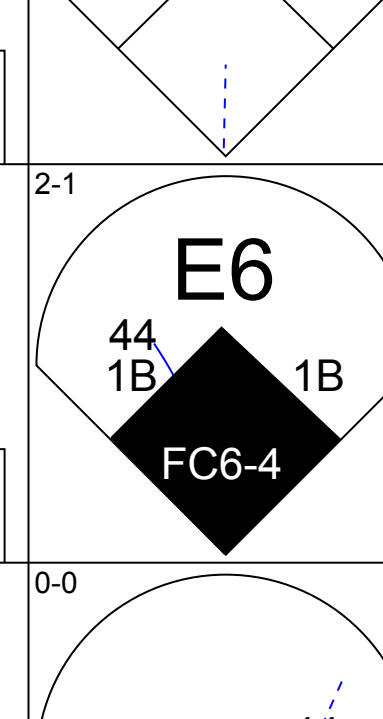
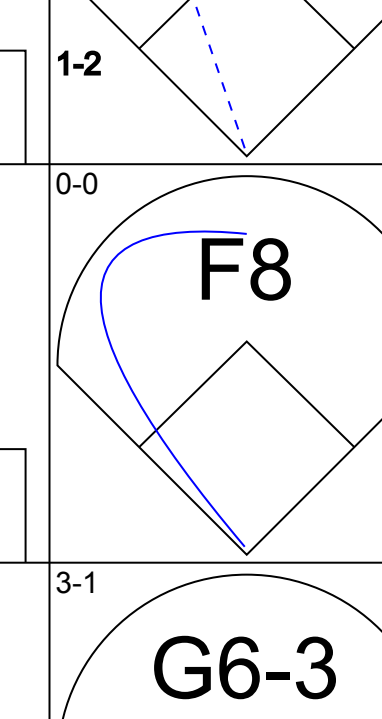
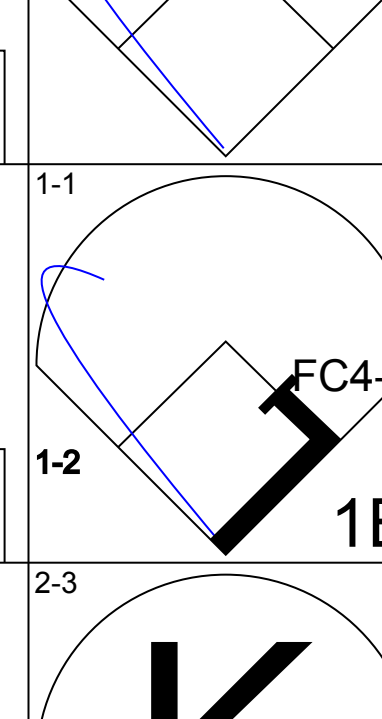
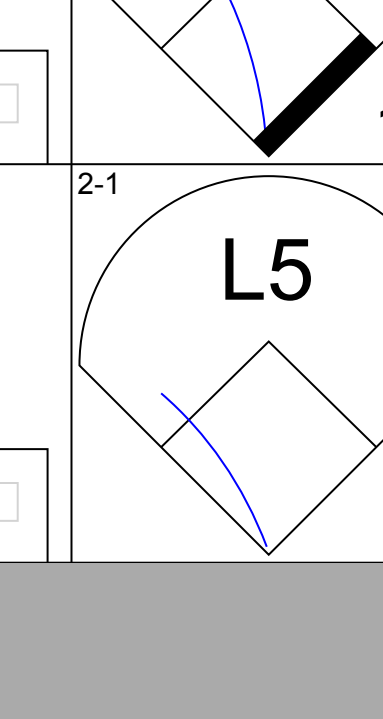
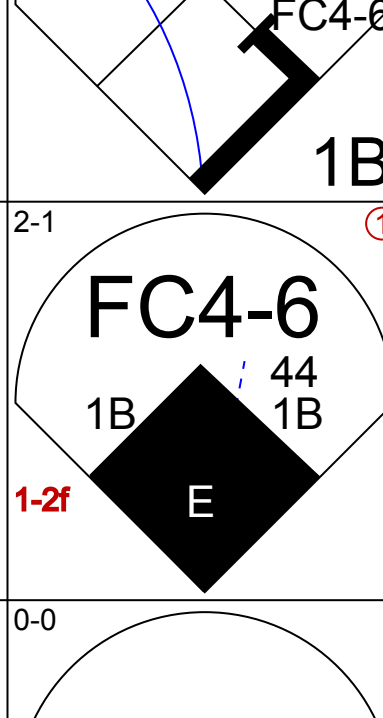
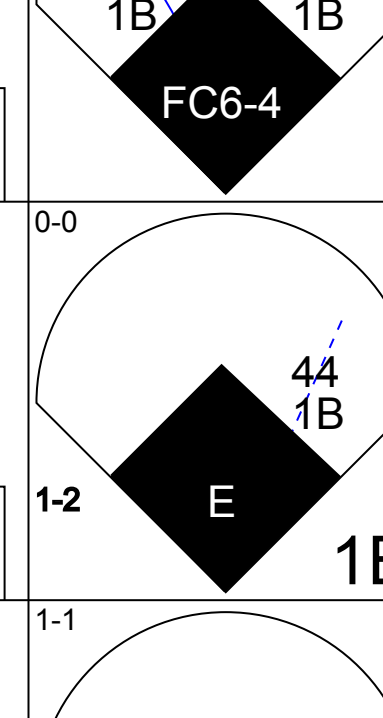
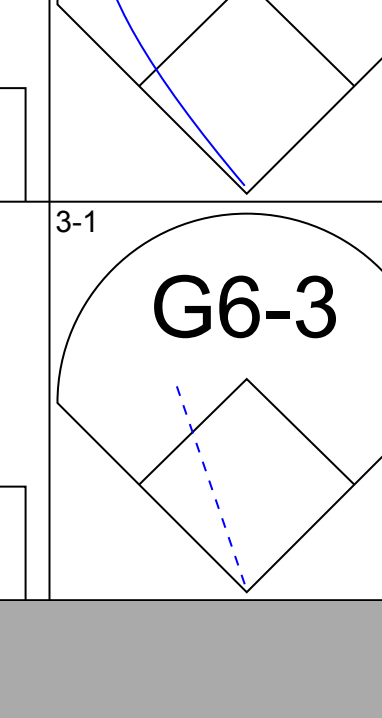
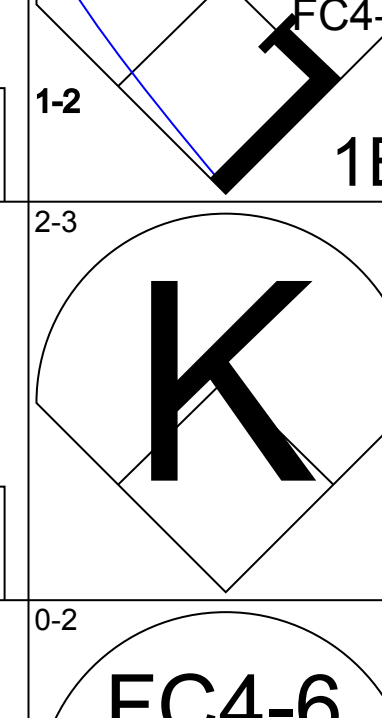
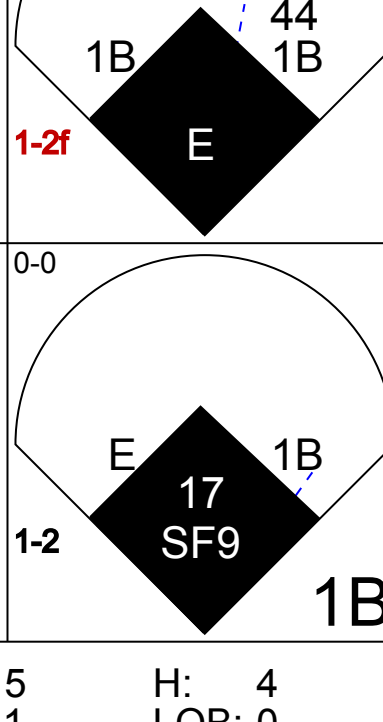
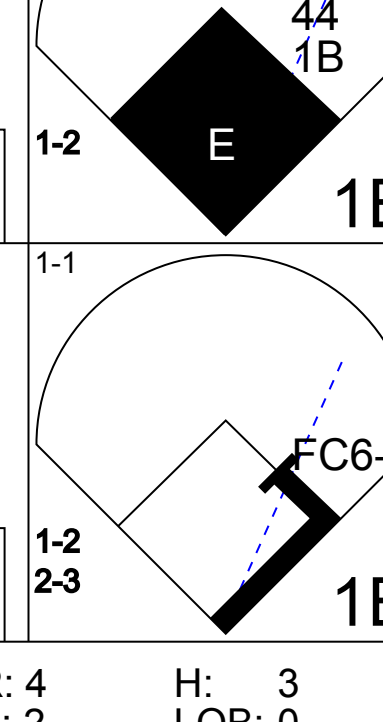
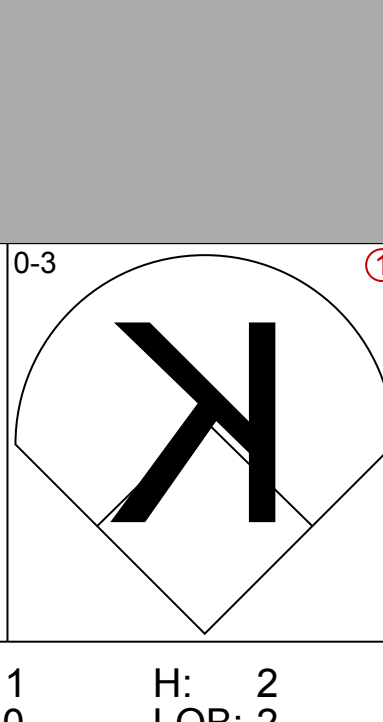
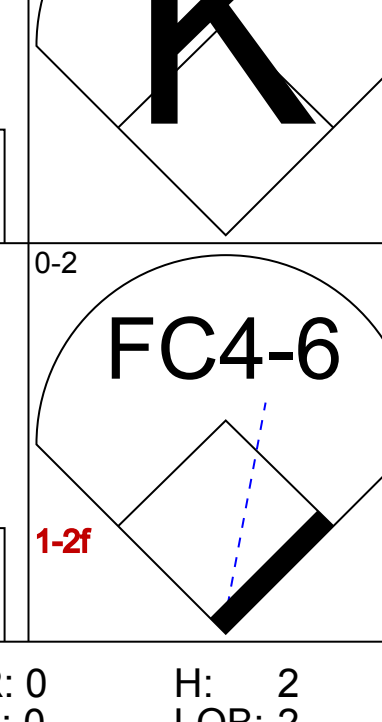


Batter	1	2	3	4	5	6	7	8	9	10	AB	R	H	RBI	BB	SO	LOB	BOTTOM								
Todd Walker, L OBP: 0.332, SLG: 0.380 (1, 4)	0-0 G5-4-3 1B		3-2 F7	0-2 G6-3		2-2 S 1B		0-1 G4-3			5	0	2	0	0	1										
Aaron Boone, R OBP: 0.303, SLG: 0.385 (1, 5)	1-1 G5-4-3		1-0 F2		0-2 G6-4-3 BB 1B	4-0 1B	1-2 IBB		0-1 FC1-6 1B		4	0	2	0	1	0	1									
Adam Dunn, L OBP: 0.447, SLG: 0.546 (1, 7)	4-2 BB		1-1 HR		4-1 G6-4-3 BB	2-2 G3-1		2-2 FC1-6		3	1	1	1	2	0	3										
Juan Encarnacion, R OBP: 0.323, SLG: 0.452 (1, 8)	1-1 G1-3		0-0 1B		0-1 G6-4-3	1-3 K2-3		1-3 K		5	0	1	0	0	2	4										
Sean Casey, L OBP: 0.362, SLG: 0.399 (1, 3)		1-0 G4-3	2-2 G1		0-0 G4-3	1-0 G3		0-0 L6		5	0	0	0	0	0	3										
Austin Kearns, R OBP: 0.396, SLG: 0.475 (1, 9)		1-2 1B 2B		0-0 1B 1B		2-1 2B 2B	1-1 1B		1-2 L9		5	2	4	0	0	0										
Barry Larkin, R OBP: 0.286, SLG: 0.352 (1, 6)		2-1 G5-3		1-0 1B 2B		2-1 SH1-4 2B	2-1 F9		1-1 G6-4-3 1B		5	2	3	1	0	0	2									
Jason LaRue, R OBP: 0.317, SLG: 0.317 (1, 2)		2-2 1B		0-0 2B		1-0 SH1-4		2-3 K		4	0	2	2	0	1	1										
Joey Hamilton, R ERA: 5.86 Pedro Borbon, L ERA: 5.4 Ricky Stone, R ERA: 2.08 Octavio Dotel, R ERA: 2.58 Billy Wagner, L ERA: 2.61	(1, 1) 5.1 0.2 1.0 2.0 1.0	(6, 1) B 4 4 W S	(7, 1) 1 1 1 1	(8, 1) 11 5 7 7	(9, 1) 5 0 0 0	(10, 1) 2 0 0 0	(1, 1) 2 0 0 0	(2, 1) 1 0 0 0	(3, 1) 0 0 0 0	(4, 1) 0 0 0 0	(5, 1) 0 0 0 0	(6, 1) 0 0 0 0	(7, 1) 0 0 0 0	(8, 1) 0 0 0 0	(9, 1) 0 0 0 0	(10, 1) 0 0 0 0	(1, 1) 0 0 0 0	(2, 1) 0 0 0 0	(3, 1) 0 0 0 0	(4, 1) 0 0 0 0	(5, 1) 0 0 0 0	(6, 1) 0 0 0 0	(7, 1) 0 0 0 0	(8, 1) 0 0 0 0	(9, 1) 0 0 0 0	(10, 1) 0 0 0 0
Inning Stats	R: 0 E: 0 K: 0 S: 7	H: 1 LOB: 1 BB: 1 P: 13	R: 1 E: 0 K: 1 S: 12	H: 2 LOB: 1 BB: 0 P: 18	R: 1 E: 0 K: 0 S: 10	H: 2 LOB: 1 BB: 0 P: 17	R: 1 E: 0 K: 1 S: 9	H: 3 LOB: 1 BB: 0 P: 10	R: 0 E: 0 K: 0 S: 7	H: 1 LOB: 1 BB: 1 P: 11	R: 2 E: 0 K: 1 S: 12	H: 3 LOB: 2 BB: 1 P: 25	R: 0 E: 0 K: 1 S: 8	H: 1 LOB: 1 BB: 0 P: 13	R: 0 E: 0 K: 2 S: 10	H: 0 LOB: 0 BB: 0 P: 13	R: 0 E: 0 K: 1 S: 12	H: 1 LOB: 1 BB: 0 P: 15	R: 0 E: 0 K: 0 S: 7	H: 1 LOB: 0 BB: 0 P: 9	1B: 10 2B: 4 3B: 0 HR: 1	SF: 0 SAC: 2 DP: 3 HBP: 0	WP: 0 PB: 0 SB: 1 CS: 0	PA: 44		
PITCHER	IP WLS BF H R ER SO ERA WHIP	IP WLS BF H R ER SO ERA WHIP	IP WLS BF H R ER SO ERA WHIP	IP WLS BF H R ER SO ERA WHIP	IP WLS BF H R ER SO ERA WHIP	IP WLS BF H R ER SO ERA WHIP	IP WLS BF H R ER SO ERA WHIP	IP WLS BF H R ER SO ERA WHIP	IP WLS BF H R ER SO ERA WHIP	IP WLS BF H R ER SO ERA WHIP	IP WLS BF H R ER SO ERA WHIP	IP WLS BF H R ER SO ERA WHIP	IP WLS BF H R ER SO ERA WHIP	IP WLS BF H R ER SO ERA WHIP	IP WLS BF H R ER SO ERA WHIP	IP WLS BF H R ER SO ERA WHIP	IP WLS BF H R ER SO ERA WHIP	IP WLS BF H R ER SO ERA WHIP	IP WLS BF H R ER SO ERA WHIP	IP WLS BF H R ER SO ERA WHIP	IP WLS BF H R ER SO ERA WHIP	IP WLS BF H R ER SO ERA WHIP	IP WLS BF H R ER SO ERA WHIP	IP WLS BF H R ER SO ERA WHIP	IP WLS BF H R ER SO ERA WHIP	

Houston Astros @ Cincinnati Reds
Cinergy Field, Cincinnati, OH
Tue Jul 02 2002, 7:10 PM EDT
Att. 19,562 - Sunny - 95 F

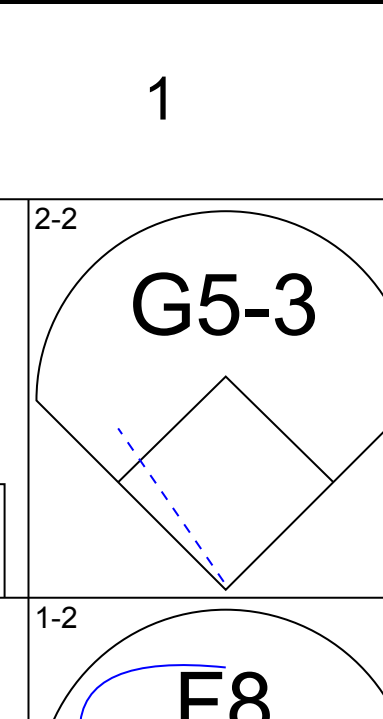
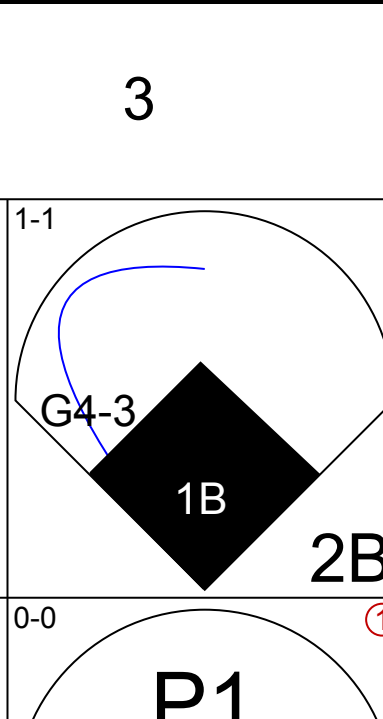
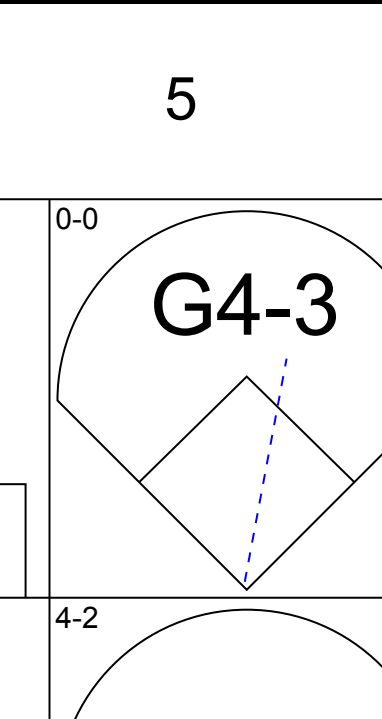
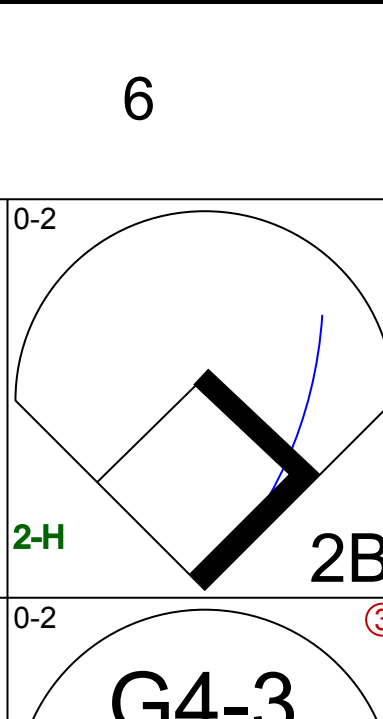
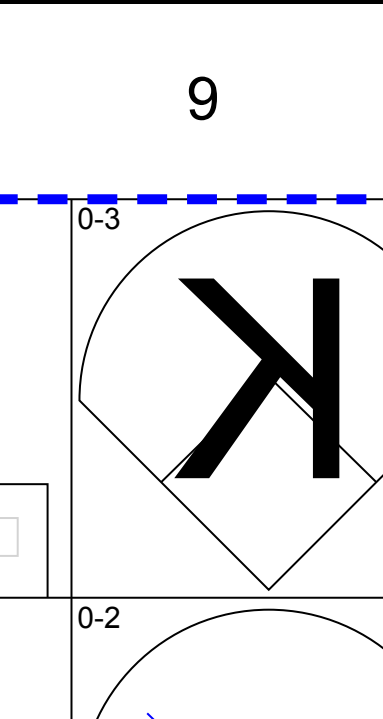
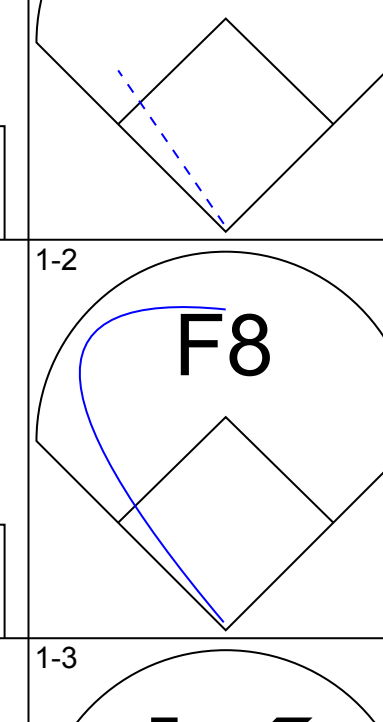
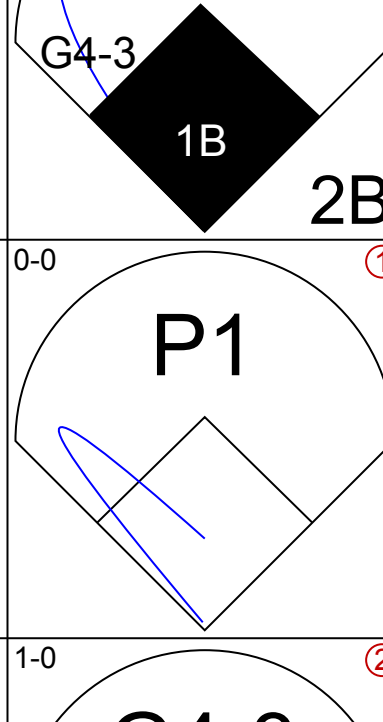
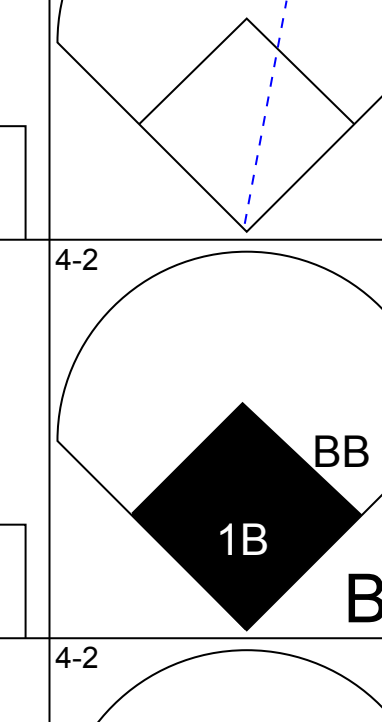
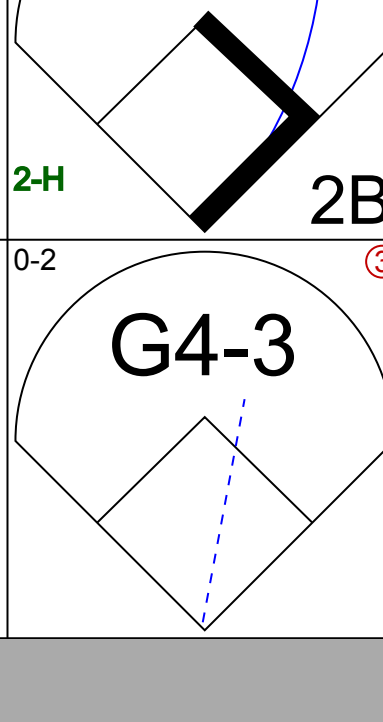
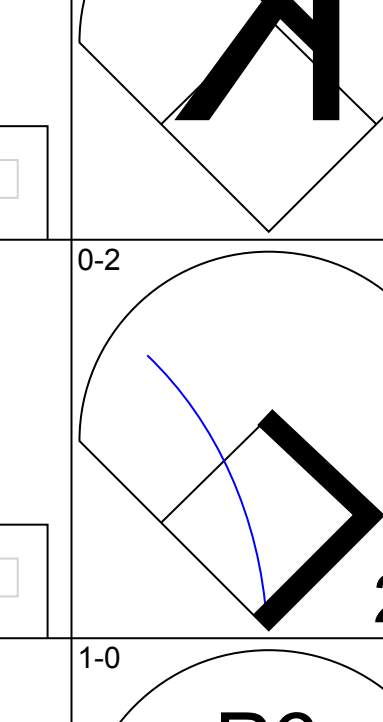
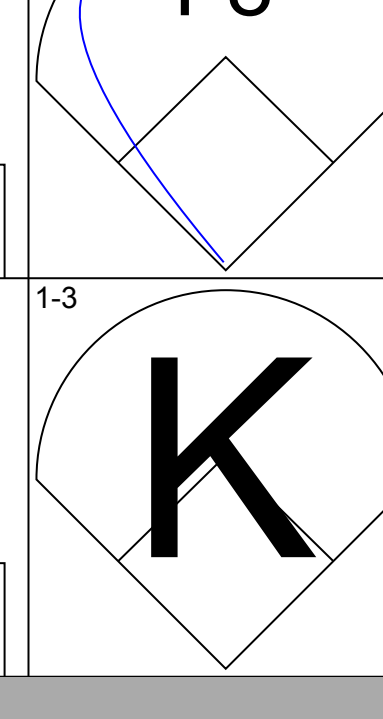
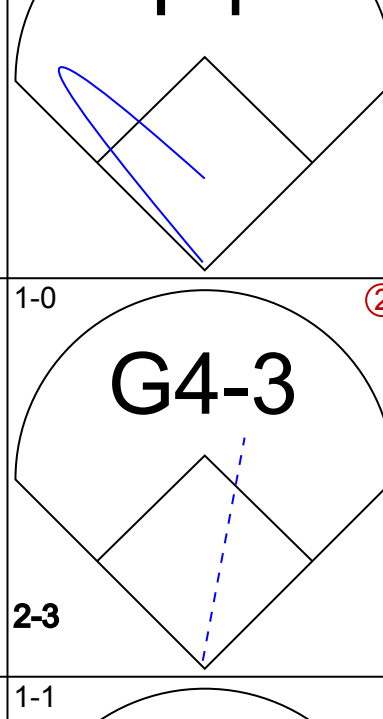
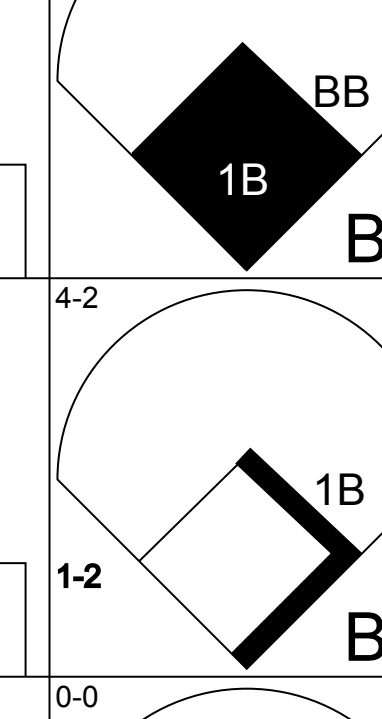
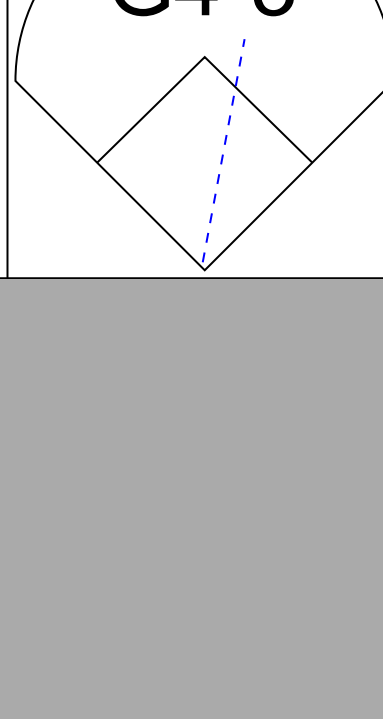
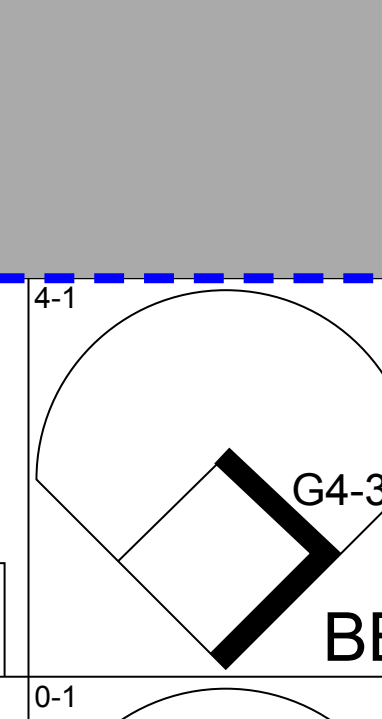
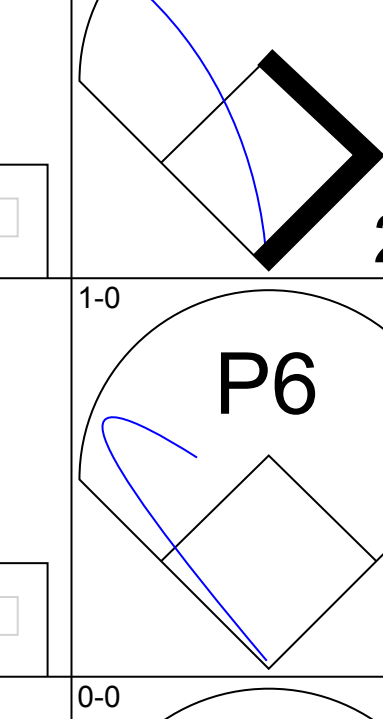
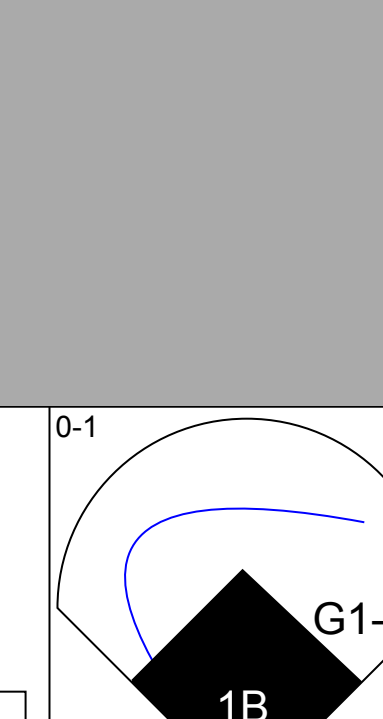
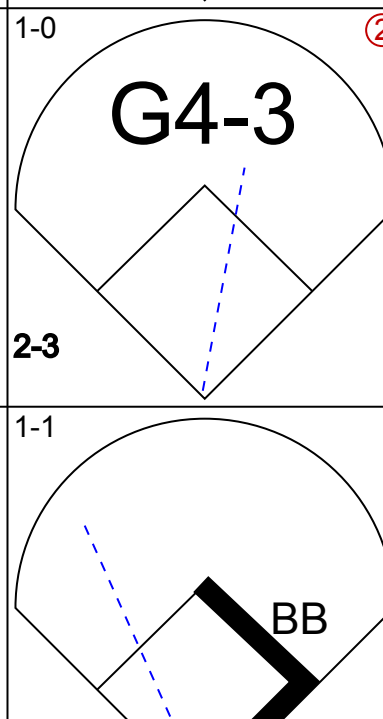
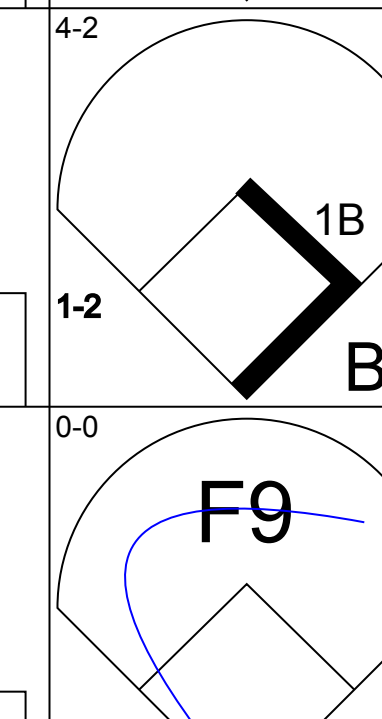
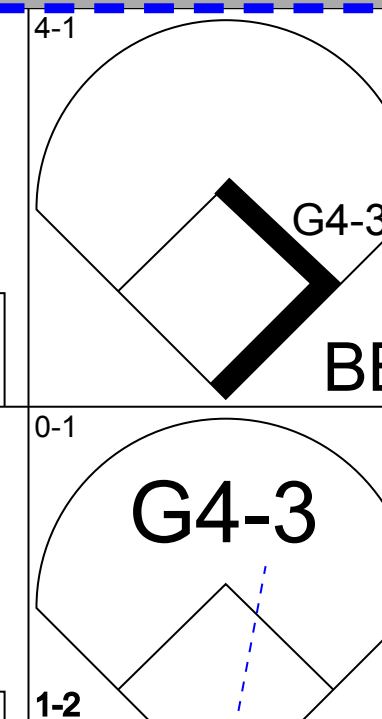
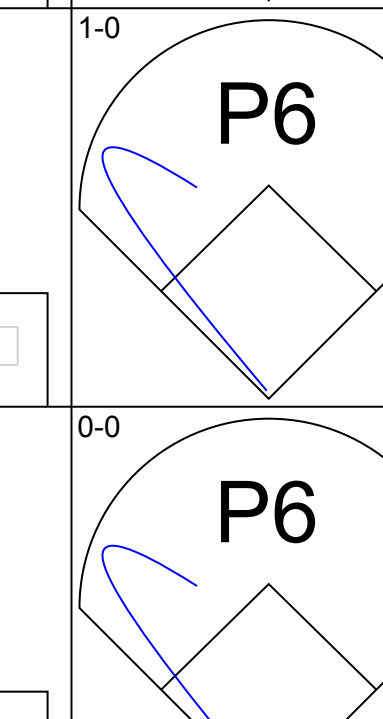
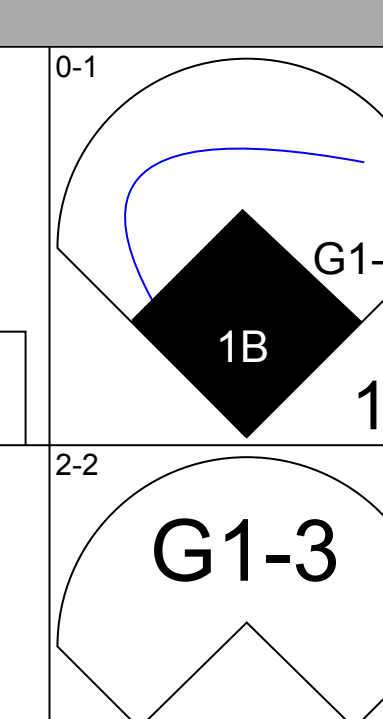
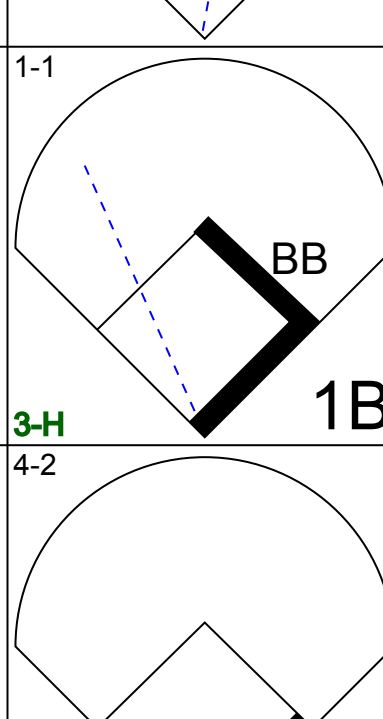
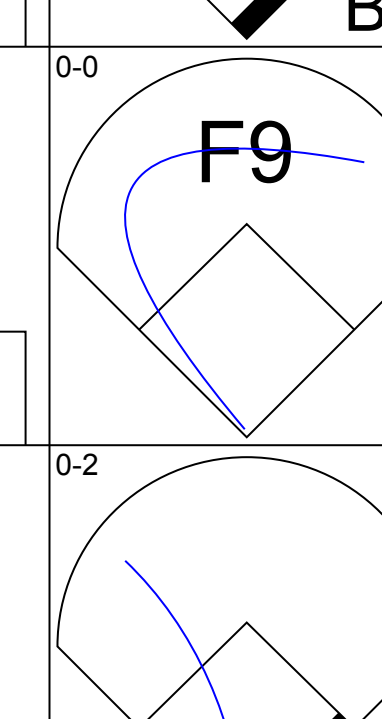
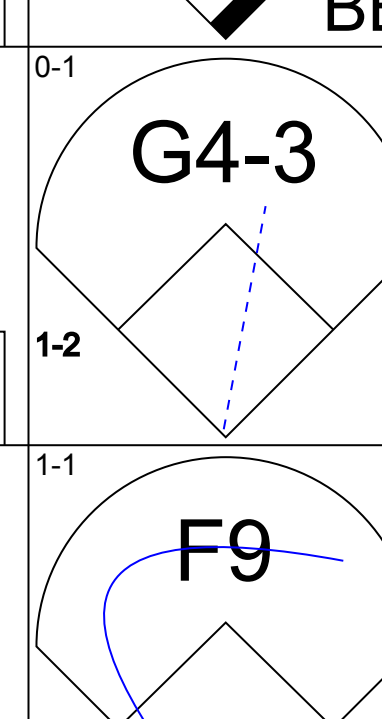
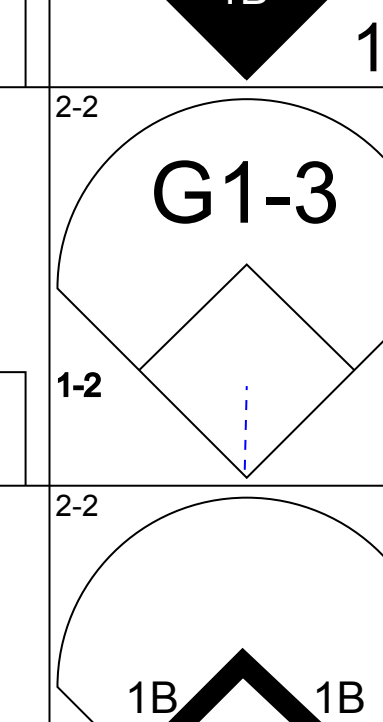
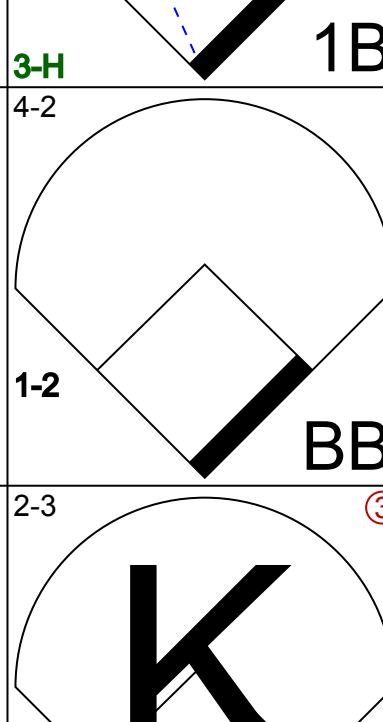
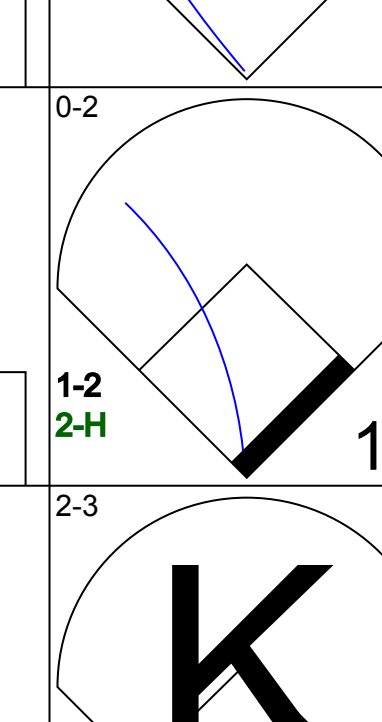
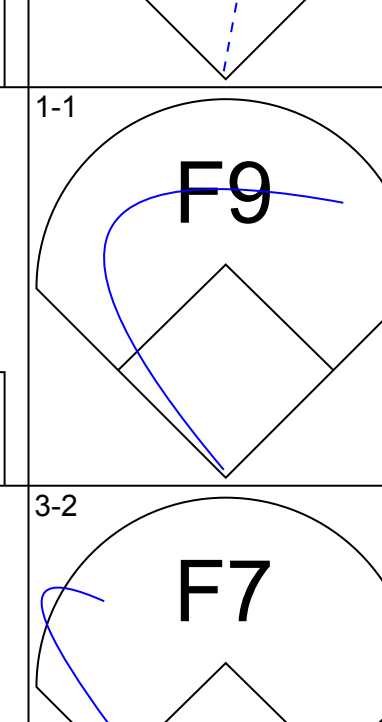
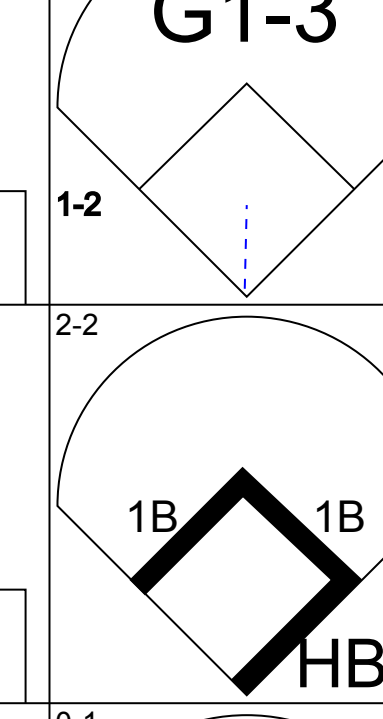



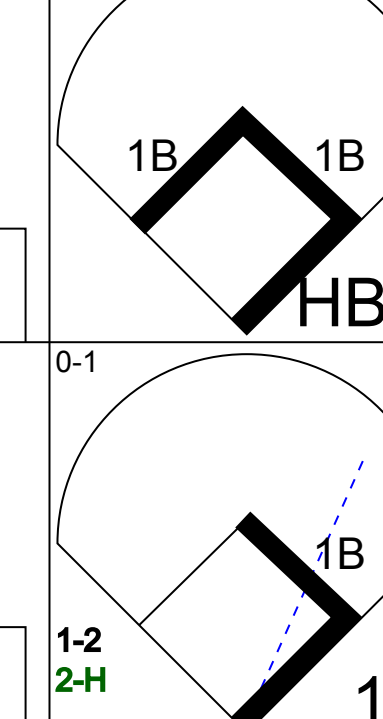
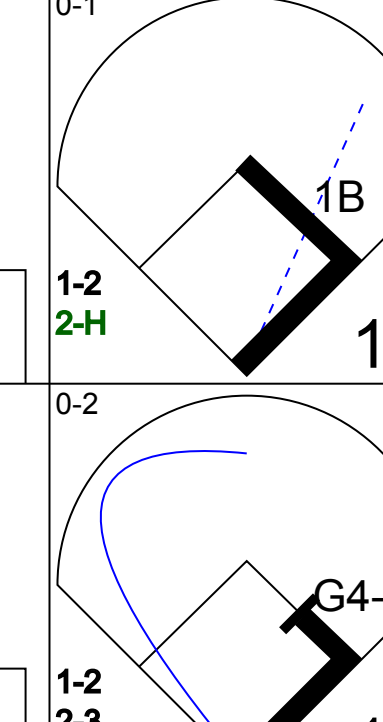
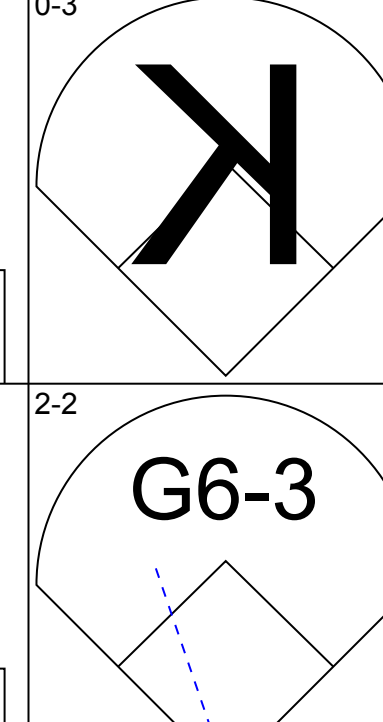
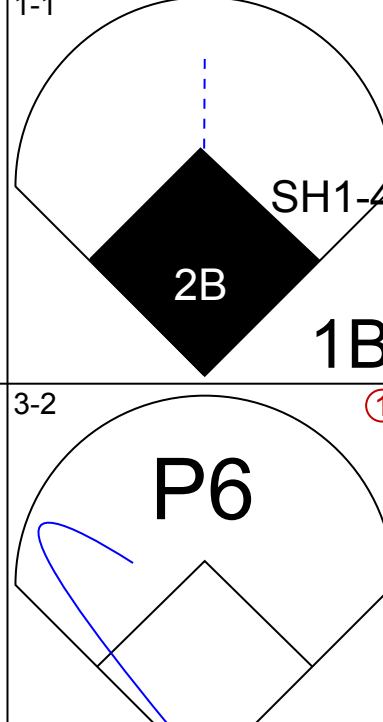
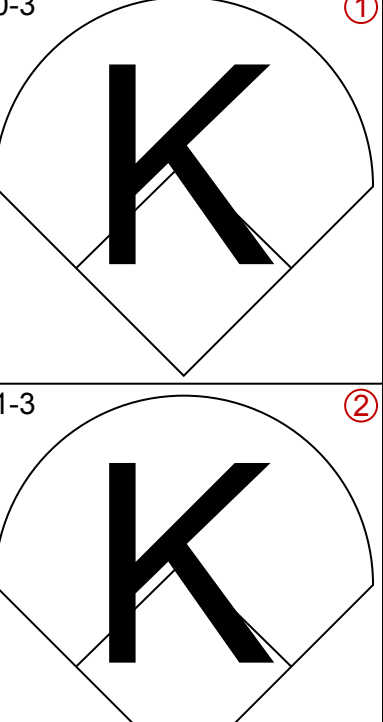
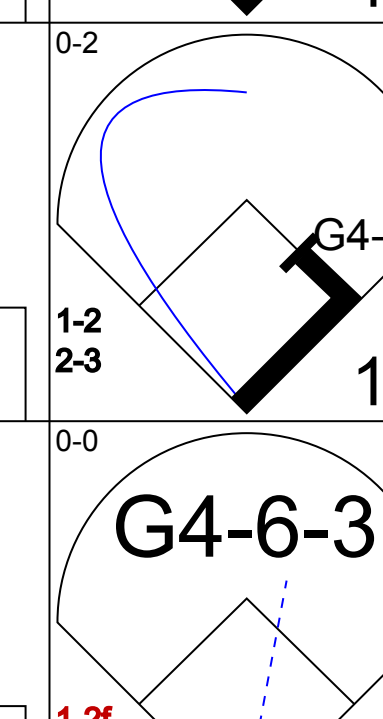
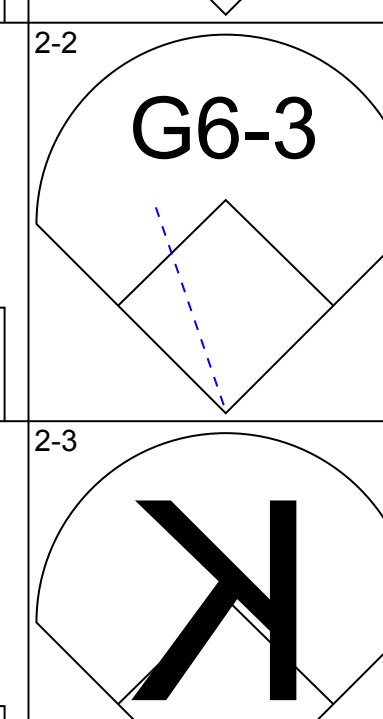
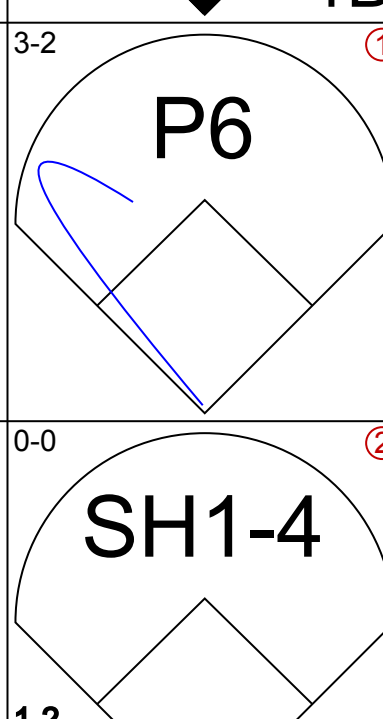
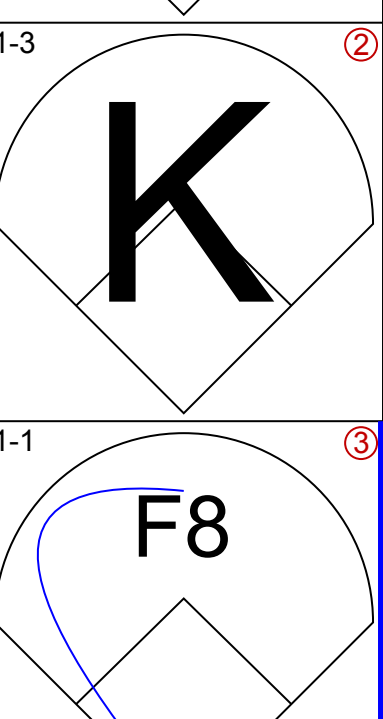
AB	39
R	5
H	15
RBI	5
BB	3
SO	6
LOB	17



Batter	1	2	3	4	5	6	7	8	9	AB	R	H	RBI	BB	SO	LOB	TOP		
Julio Lugo, R OBP: 0.329, SLG: 0.370 (1,6)										4	3	1	1	1	2	1	Houston Astros @ Cincinnati Reds Cinergy Field, Cincinnati, OH Wed Jul 03 2002, 7:10 PM EDT Att: 19,488 - Cloudy - 94 F		
Craig Biggio, R OBP: 0.344, SLG: 0.404 (1,4)										5	2	2	2	0	1	2			
17 Lance Berkman, S OBP: 0.401, SLG: 0.614 (1,8)										4	0	0	1	0	2	2			
5 Jeff Bagwell, R OBP: 0.372, SLG: 0.483 (1,3)									5	2	3	5	0	1	0				
Daryle Ward, L OBP: 0.309, SLG: 0.381 (1,7)										4	0	1	0	1	1	0			
Richard Hidalgo, R OBP: 0.352, SLG: 0.471 (1,9)										5	0	1	0	0	1	2			
Geoff Blum, S OBP: 0.337, SLG: 0.411 (1,5)										5	1	2	0	0	0	2			
Brad Ausmus, R OBP: 0.336, SLG: 0.365 (1,2)										4	2	1	0	0	1	4			
44 Roy Oswalt, R OBP: 0.195, SLG: 0.158 (7, PH)										3	1	2	0	0	1	0			
Alan Zinter, S OBP: 0.143, SLG: 0.571 (7, PH)										1	0	0	0	0	0	2			
Brandon Puffer, R (7, 1)										0	0	0	0	0	0	0			
Scott Linebrink, R (8, 1)										0	0	0	0	0	0	0			
Jim Mann, R (9, 1)										0	0	0	0	0	0	0			
Inning Stats	R: 0 E: 0 K: 1 S: 7	H: 0 LOB: 0 BB: 0 P: 10	R: 0 E: 0 K: 2 S: 10	H: 0 LOB: 0 BB: 0 P: 16	R: 5 E: 1 K: 1 S: 16	H: 4 LOB: 0 BB: 0 P: 24	R: 4 E: 2 K: 1 S: 17	H: 3 LOB: 0 BB: 0 P: 28	R: 1 E: 0 K: 2 S: 9	H: 2 LOB: 2 BB: 1 P: 14	R: 0 E: 0 K: 1 S: 12	H: 2 LOB: 2 BB: 0 P: 17	R: 0 E: 0 K: 2 S: 10	H: 0 LOB: 0 BB: 0 P: 13	R: 0 E: 0 K: 0 S: 8	H: 1 LOB: 1 BB: 0 P: 15	1B: 10 2B: 0 3B: 0 HR: 3	SF: 1 SAC: 0 DP: 0 HBP: 0	WP: 0 PA: 43 PB: 0 SB: 0 CS: 0
PITCHER	IP WLS BF H R ER SO BB IBB HBP BLK WP HR S P ERA WHIP																		
Chris Reitsma, R ERA: 3.45 (1, 1)	4.0 L 21 7 9 0 5 0 0 0 0 0 0 2 50 78 0.00 1.750																		
Luke Hudson, R ERA: 3.5 (5, 1)	4.0 18 5 2 2 5 2 0 0 0 0 1 39 62 4.50 1.750																		
John Riedling, R ERA: 2.13 (9, 1)	1.0 4 1 0 0 0 0 0 0 0 0 0 0 8 15 0.00 1.000																		

AB	40
R	11
H	13
RBI	9
BB	2
SO	10
LOB	15



Batter	1	2	3	4	5	6	7	8	9	AB	R	H	RBI	BB	SO	LOB	BOTTOM				
Todd Walker, L OBP: 0.333, SLG: 0.387 (1,4)										5	1	2	1	0	1	0	Houston Astros @ Cincinnati Reds Cinergy Field, Cincinnati, OH Wed Jul 03 2002, 7:10 PM EDT Att: 19,488 - Cloudy - 94 F				
Aaron Boone, R OBP: 0.303, SLG: 0.381 (1, 5)									3	1	0	0	1	0	3						
Wilton Guerrero, S OBP: 0.293, SLG: 0.276 (7, 6)										1	0	1	0	0	0	0					
Adam Dunn, L OBP: 0.447, SLG: 0.540 (1, 3)										3	0	0	0	2	1	2					
Juan Encarnacion, R OBP: 0.324, SLG: 0.481 (1, 8)										5	1	2	1	0	0	4					
Austin Kearns, R OBP: 0.397, SLG: 0.473 (1, 9)										3	0	1	1	1	0	2					
Russell Branyan, L OBP: 0.280, SLG: 0.396 (1, 7)										3	0	0	0	0	2	5					
Barry Larkin, R OBP: 0.289, SLG: 0.355 (1, 6)									3	0	2	1	0	1	0						
Reggie Taylor, L OBP: 0.264, SLG: 0.400 (6, PR)									1	1	0	0	0	1	0						
Corky Miller, R OBP: 0.324, SLG: 0.449 (1, 2)									4	0	1	0	0	1	1						
Chris Reitsma, R OBP: 0.091, SLG: 0.048 (1, 1)									1	0	0	0	0	0	3						
Juan Castro, R OBP: 0.167, SLG: 0.095 (4, PH)									1	0	0	0	0	1	0						
Luke Hudson, R ERA: 4.65 (5, 1)									0	0	0	0	0	0	0	0					
Sean Casey, L OBP: 0.361, SLG: 0.398 (8, PH)									1	0	0	0	0	0	0	0					
John Riedling, R ERA: 3.6 (9, 1)									0	0	0	0	0	0	0	0					
Inning Stats	R: 0 E: 0 K: 1 S: 10	H: 0 LOB: 0 BB: 0 P: 14	R: 1 E: 0 K: 0 S: 13	H: 3 LOB: 2 BB: 0 P: 17	R: 1 E: 0 K: 1 S: 11	H: 2 LOB: 2 BB: 1 P: 20	R: 0 E: 0 K: 2 S: 12	H: 0 LOB: 0 BB: 0 P: 16	R: 1 E: 0 K: 1 S: 14	H: 1 LOB: 2 BB: 2 P: 24	R: 1 E: 0 K: 0 S: 16	H: 2 LOB: 2 BB: 0 P: 20	R: 0 E: 0 K: 0 S: 9	H: 0 LOB: 1 BB: 1 P: 17	R: 0 E: 0 K: 2 S: 10	H: 0 LOB: 0 BB: 0 P: 12	R: 0 E: 0 K: 1 S: 9	H: 1 LOB: 1 BB: 0 P: 10	1B: 6 2B: 3 3B: 0 HR: 0	SF: 0 SAC: 1 DP: 1 HBP: 1	WP: 0 PA: 40 PB: 0 SB: 0 CS: 0
PITCHER	IP WLS BF H R ER SO BB IBB HBP BLK WP HR S P ERA WHIP																				
44 Roy Oswalt, R ERA: 3.38 (1, 1)	6.0 W 29 8 4 4 4 3 0 1 0 0 0 9 76 11 6.00 1.833																				
Brandon Puffer, R ERA: 4.65 (7, 1)	1.0 4 0 0 0 0 1 0 0 0 0 0 0 9 17 0.00 1.000																				
Scott Linebrink, R ERA: 7.84 (8, 1)	1.0 3 0 0 0 2 0 0 0 0 0 0 0 10 12 0.00 0.000																				
Jim Mann, R ERA: 3.6 (9, 1)	1.0 4 1 0 0 1 0 0 0 0 0 0 0 9 10 0.00 1.000																				

AB	34
R	4
H	9
RBI	4
BB	4
SO	8
LOB	20



Batter	1	2	3	4	5	6	7	8	9	AB	R	H	RBI	BB	SO	LOB	TOP					
Alex Sanchez, L (1, 7) OBP: 0.369, SLG: 0.353	4-2 BB 1B		1-1 G4-3 S 1B			1-3 K 2		0-3 K 2		2-2 2B 1B	4	1	2	0	1	2	1					
Eric Young Sr., R (1, 4) OBP: 0.317, SLG: 0.347	2-2 G6-3 1B		2-2 G5-3 1-2			4-0 BB 2B		1-2 L5 3		0-0 2B 1H 2H	4	1	2	2	1	0	1					
Jeffrey Hammonds, R (1, 8) OBP: 0.342, SLG: 0.420	1-2 G6-3 1-2		0-0 G4-3 2-3			4-1 2B E BB		0-0 G6-3 1		4-2 BB	3	1	0	0	2	0	2					
Richie Sexson, R (1, 3) OBP: 0.353, SLG: 0.524 Ronnie Belliard, R (8, PR) OBP: 0.297, SLG: 0.296 (8, 5)	0-0 G5-3 3		2-0 P3 3			0-1 E7 2B		4-2 CS 1B BB		3-1 F9 3	3	0	1	2	1	0	2					
Tyler Houston, L (1, 5) OBP: 0.369, SLG: 0.517 (8, 3)			0-1 G6-3 1			1-2 F7 1		0-0 1B 1-2			4	0	1	0	0	0	1					
Alex Ochoa, R (1, 9) OBP: 0.359, SLG: 0.375 Matt Stairs, L (8, PH) OBP: 0.321, SLG: 0.479 (8, 9)			3-2 F8 2B			0-0 G6-3 2		1-2 G5-3 1		2-3 K 2-3	3	0	1	0	0	0	0					
José Hernández, R (1, 6) OBP: 0.357, SLG: 0.477			1-2 F8 2-3			2-2 F2 3		1-1 F8 2		2-3 K 1	4	0	0	0	0	1	1					
Robert Machado, R (1, 2) OBP: 0.342, SLG: 0.443 Paul Bako, L (9, PR) OBP: 0.341, SLG: 0.383 (9, 2)			4-2 BB			0-1 BB SH1-4 2B 1B		1-3 K 3		2-2 1B 2B 1B	3	1	2	0	1	1	0					
Jose Cabrera, R (1, 1) Valerio De Los Santos, L (6, 1) Lenny Harris, L (7, PH) Ray King, L (7, 1) Jayson Durocher, R (8, 1) Ryan Thompson, R (8, PH) Mike DeJean, R (9, 1)			1-2 G5-3 3			0-1 SH1-4 1-2		0-0 F3 1		0-1 F8 2	1	0	0	0	0	0	2					
Inning Stats	R: 0 E: 0 K: 0 S: 11	H: 1 LOB: 1 BB: 1 P: 18	R: 0 E: 0 K: 0 S: 14	H: 1 LOB: 2 BB: 1 P: 23	R: 0 E: 0 K: 0 S: 7	H: 1 LOB: 1 BB: 0 P: 12	R: 0 E: 0 K: 0 S: 7	H: 0 LOB: 0 BB: 0 P: 10	R: 3 E: 1 K: 1 S: 14	H: 2 LOB: 1 BB: 2 P: 26	R: 0 E: 0 K: 1 S: 8	H: 0 LOB: 0 BB: 0 P: 11	R: 0 E: 0 K: 1 S: 7	H: 0 LOB: 0 BB: 1 P: 8	R: 0 E: 0 K: 1 S: 8	H: 1 LOB: 2 BB: 1 P: 14	R: 2 E: 0 K: 1 S: 17	H: 3 LOB: 2 BB: 1 P: 30	1B: 6 2B: 4 3B: 0 HR: 0	SF: 0 SAC: 1 DP: 1 HBP: 0	WP: 0 PB: 0 SB: 1 CS: 1	PA: 40
PITCHER	IP WLS BF H R ER SO BB IBB HBP BLK WP HR S P ERA WHIP																					
Jared Fernandez, R (1, 1) ERA: 3.0	6.0	26	5	3	2	2	4	0	0	0	0	0	0	0	61	100	3.00	1.500				
Scott Sullivan, R (7, 1) ERA: 4.59	2.0	7	1	0	0	2	1	0	0	0	0	0	0	15	22	0.00	1.000					
Danny Graves, R (9, 1) ERA: 3.02	1.0	7	3	2	2	1	1	0	0	0	0	0	0	17	30	18.00	4.000					

Milwaukee Brewers @ Cincinnati Reds
Cinergy Field, Cincinnati, OH
Thu Jul 04 2002, 1:15 PM EDT
Att: 16,662 - Sunny - 92 F

AB 33
R 5
H 9
RBI 4
BB 6
SO 5
LOB 15



Batter	1	2	3	4	5	6	7	8	9	AB	R	H	RBI	BB	SO	LOB	BOTTOM			
Todd Walker, L (1, 4) OBP: 0.340, SLG: 0.395	2-2 G1-3 1		1-2 BB 1B 1B			4-1 BB F8 BB		2-2 1-3 2H 1B		0-0 G2-3 2B	4	1	3	1	1	0	0			
Aaron Boone, R (1, 6) OBP: 0.301, SLG: 0.378 (9, 5)	1-1 F8 2		0-0 BB 1B 1B			0-0 F8 1-2		3-2 F7 3		0-0 G2-3 2-3	5	1	1	0	0	4	4			
Adam Dunn, L (1, 7) OBP: 0.452, SLG: 0.538	4-1 BB		4-1 BB 1-2 2-3 3H BB			4-0 BB IBB		3-3 K 1		4-0 IBB	1	0	0	1	4	1	0			
Juan Encarnacion, R (1, 8) OBP: 0.325, SLG: 0.478	1-1 L6 3		1-1 G3-6-1 1-2 2H 3H 1B			4-1 BB 1-2 2-3 BB		2-1 G4-3 2		1-0 G4-3 3	4	0	1	2	1	0	3			
Sean Casey, L (1, 3) OBP: 0.356, SLG: 0.392			1-0 F8 1-2F			1-0 F7 3		0-0 G1-3 3			4	0	0	0	0	5	5			
Austin Kearns, R (1, 9) OBP: 0.395, SLG: 0.473			0-1 F9 2			2-2 F9 1		2-2 1B 2B		0-0 G6-3 1	4	1	1	0	0	0	0			
Russell Branyan, L (1, 5) OBP: 0.292, SLG: 0.391 Danny Graves, R (9, 1)			3-1 F8 3			4-2 CS BB		2-3 K 1		2-3 K 2	3	0	0	0	1	2	1			
Corky Miller, R (1, 2) OBP: 0.318, SLG: 0.440 Jason LaRue, R (6, PH) OBP: 0.314, SLG: 0.313 (7, 2)			0-2 G4-3 1			2-2 F8 1-2		2-3 K 2		1-0 F9 3	2	0	0	0	0	1	1			
Jared Fernandez, R (1, 1) OBP: 0.500, SLG: 0.500 Barry Larkin, R (6, PH) OBP: 0.292, SLG: 0.355 Scott Sullivan, R (7, 1)			0-0 1B BB 1B			1-1 G6-3 1		4-0 1B IBB		0-1 B1-3 1	2	1	1	0	0	0	0			
Juan Castro, R (9, 6) OBP: 0.167, SLG: 0.095 Wilton Guerrero, S (9, PH) OBP: 0.289, SLG: 0.273											1	0	0	0	0	0	0			
Inning Stats	R: 0 E: 0 K: 0 S: 8	H: 0 LOB: 1 BB: 1 P: 16	R: 0 E: 0 K: 0 S: 5	H: 0 LOB: 0 BB: 0 P: 9	R: 3 E: 0 K: 0 S: 14	H: 4 LOB: 1 BB: 1 P: 22	R: 0 E: 0 K: 0 S: 8	H: 0 LOB: 0 BB: 1 P: 16	R: 0 E: 0 K: 2 S: 17	H: 2 LOB: 2 BB: 1 P: 32	R: 0 E: 0 K: 1 S: 6	H: 0 LOB: 0 BB: 0 P: 11	R: 0 E: 0 K: 1 S: 5	H: 0 LOB: 0 BB: 0 P: 8	R: 0 E: 0 K: 0 S: 5	H: 1 LOB: 2 BB: 1 P: 10	1B: 5 2B: 2 3B: 0 HR: 0	SF: 0 SAC: 0 DP: 1 HBP: 0	WP: 0 PB: 0 SB: 0 CS: 1	PA: 40
PITCHER	IP WLS BF H R ER SO BB IBB HBP BLK WP HR S P ERA WHIP																			
Jose Cabrera, R (1, 1) ERA: 5.03	5.0	24	5	4	4	0	5	1	0	0	0	0	0	45	89	7.20	2.000			
Valerio De Los Santos, L (6, 1) ERA: 3.27	1.0	5	1	0	0	2	0	1	0	0	0	0	0	6	11	0.00	0.000			
Ray King, L (7, 1) ERA: 3.38	1.0	3	0	0	0	1	0	0	0	0	0	0	0	5	8	0.00	0.000			
Jayson Durocher, R (8, 1) ERA: 1.54	1.0	W	3	0	0	0	0	0	0	0	0	0	0	5	8	0.00	0.000			
Mike DeJean, R (9, 1) ERA: 3.38	1.0	S	5	1	0	0	0	1	0	0	0	0	0	5	10	0.00	1.000			


Milwaukee Brewers @ Cincinnati Reds
Cinergy Field, Cincinnati, OH
Thu Jul 04 2002, 1:15 PM EDT
Att: 16,662 - Sunny - 92 F


AB 32
R 4
H 7
RBI 4
BB 8
SO 4
LOB 15



Batter	1	2	3	4	5	6	7	8	9	AB	R	H	RBI	BB	SO	LOB	TOP											
Alex Sanchez, L OBP: 0.368, SLG: 0.352 (1, 7)	1-3 K		2-3 K		0-0 L7		1-1 1B SF7	0-0 1B		5	1	2	0	0	2	2	Milwaukee Brewers @ Cincinnati Reds Cinergy Field, Cincinnati, OH Sat Jul 06 2002, 7:10 PM EDT Att: 26,165 - Sunny - 85 F											
Eric Young Sr., R OBP: 0.320, SLG: 0.346 (1, 4)	2-3 K		0-1 F9		0-0 1B		1-2 1B HR	0-3 K		5	1	2	1	0	2	2												
Jeffrey Hammonds, R OBP: 0.347, SLG: 0.436 (1, 8)	3-2 G5-3		0-0 F9		2-3 3H 1B		0-1 SF7		2-1 1B	4	0	1	1	0	1	2												
Richie Sexson, R OBP: 0.355, SLG: 0.533 (1, 3)		1-2 2B 1B		0-0 F8		2-0 P4	3-2 1B HR		0-0 F8	5	1	2	2	0	0	1												
Matt Stairs, L OBP: 0.319, SLG: 0.500 Ryan Thompson, R OBP: 0.324, SLG: 0.595 (7, PH) (7, 9)	2-0 F7		0-1 G6-3		0-1 G6-3		1-2 F7	2-3 F9	2-3 K	3	0	0	0	0	0	1												
Tyler Houston, L OBP: 0.361, SLG: 0.500 Ronnie Belliard, R OBP: 0.287, SLG: 0.316 (7, PH) (7, 5)	1-2 P6		2-1 G4-3		2-1 G4-3		4-2 1B 1B BB	0-0 F9	3-3 K	2	0	0	0	1	0	1												
José Hernández, R OBP: 0.363, SLG: 0.483 (1, 6)	1-1 2B		3-2 SH1-4 1B		0-0 1B		1-1 1B SH1-4	1-3 K 1B		4	1	3	0	0	1	0												
Robert Machado, R OBP: 0.355, SLG: 0.450 (1, 2)	4-2 BB		1-1 1B SH1-4		1-2 1B		1-2 1B FC6-4	3-2 F8		3	0	2	0	1	0	1												
Jamey Wright, R OBP: 0.235, SLG: 0.412 Nelson Figueroa, R OBP: 0.250, SLG: 0.162 Lenny Harris, L OBP: 0.264, SLG: 0.309 Alex Ochoa, R OBP: 0.357, SLG: 0.373 Luis Vizcaino, R (8, 1)	1-3 K		1-0 SH1-4		1-2 2-3		2-2 FC6-4	1-0 F9		2	0	0	0	0	1	6												
Inning Stats	R: 0 E: 0 K: 2 S: 14	H: 0 LOB: 0 BB: 0 P: 20	R: 0 E: 0 K: 1 S: 15	H: 2 LOB: 3 BB: 1 P: 25	R: 0 E: 0 K: 1 S: 6	H: 0 LOB: 0 BB: 0 P: 8	R: 0 E: 0 K: 0 S: 5	H: 0 LOB: 0 BB: 0 P: 7	R: 1 E: 0 K: 1 S: 11	H: 3 LOB: 2 BB: 0 P: 16	R: 0 E: 0 K: 0 S: 14	H: 2 LOB: 3 BB: 0 P: 24	R: 3 E: 0 K: 0 S: 13	H: 3 LOB: 0 BB: 0 P: 19	R: 0 E: 0 K: 2 S: 12	H: 1 LOB: 2 BB: 0 P: 17		R: 0 E: 0 K: 2 S: 10	H: 1 LOB: 1 BB: 0 P: 17	1B: 10 2B: 1 3B: 0 HR: 1	SF: 1 SAC: 1 DP: 0 HBP: 0	WP: 1 PB: 0 SB: 1 CS: 0	PA: 42					
PITCHER	IP	WLS	BF	H	R	ER	SO	BB	IBB	HBP	BLK	WP	HR	S	P	ERA	WHIP											
Jimmy Haynes, R ERA: 4.44	(1, 1)	6.1	W	31	10	4	4	5	2	0	0	0	0	1	75	115	5.68	1.895										
Bruce Chen, L ERA: 6.39	(7, 1)	0.1	H	1	0	0	0	0	0	0	0	0	0	2	3	0.00	0.000											
Scott Williamson, R ERA: 4.73	(7, 1)	0.2	H	3	0	0	0	1	0	0	0	0	1	8	12	0.00	0.000											
Gabe White, L ERA: 2.6	(8, 1)	0.1	H	2	1	0	0	0	0	0	0	0	0	2	3	0.00	3.000											
Scott Sullivan, R ERA: 4.39	(8, 1)	1.1	S	5	1	0	0	3	0	0	0	0	0	13	20	0.00	0.750											

Batter	1	2	3	4	5	6	7	8	9	AB	R	H	RBI	BB	SO	LOB	BOTTOM										
Todd Walker, L OBP: 0.338, SLG: 0.388 (1, 4)	4-2 F8 1B K HBP		1-1 G4-3		4-0 1B IBB		0-0 F7			2	0	0	0	1	0	0	Milwaukee Brewers @ Cincinnati Reds Cinergy Field, Cincinnati, OH Sat Jul 06 2002, 7:10 PM EDT Att: 26,165 - Sunny - 85 F										
Aaron Boone, R OBP: 0.306, SLG: 0.382 (1, 5)	0-1 K F8 1B		4-2 1B SF7 BB		1-1 1B		1-3 K			3	1	2	1	1	1	0											
Adam Dunn, L OBP: 0.453, SLG: 0.550 (1, 7)	3-2 F8		2-2 CS 1B		2-3 K		0-0 G4-3			4	0	1	0	0	1	4											
Juan Encarnacion, R OBP: 0.324, SLG: 0.473 (1, 8)	2-3 K		1-1 SF7		0-2 2B 1B		1-0 F3			3	1	1	1	0	1	2											
Sean Casey, L OBP: 0.354, SLG: 0.386 (1, 3)	3-2 G1-3		1-2 F8		0-0 F8		4-0 1B BB			3	0	0	0	1	0	2											
Austin Kearns, R OBP: 0.386, SLG: 0.465 (1, 9)	0-0 G6-3		1-0 CS		3-2 F8		1-0 F7			4	1	1	0	0	0	1											
Barry Larkin, R OBP: 0.304, SLG: 0.382 (1, 6)	2-2 F9		1-0 S 1B		4-0 2B IBB		0-0 1B			3	2	2	0	1	0	0											
Jason LaRue, R OBP: 0.321, SLG: 0.328 (1, 2)			2-3 K		3-2 SH1-4 1B		1-2 K			4	1	2	4	0	2	2											
Jimmy Haynes, R OBP: 0.212, SLG: 0.273 Bruce Chen, L OBP: 0.357, SLG: 0.429 Scott Williamson, R Gabe White, L Scott Sullivan, R	(1, 1) (7, 1) (7, 1) (8, 1) (8, 1)	6.0 L	27	8	6	6	3	1	2	1	0	0	0	0	0	0		1									
Inning Stats	R: 0 E: 0 K: 1 S: 10	H: 1 LOB: 2 BB: 0 P: 19	R: 0 E: 0 K: 0 S: 9	H: 0 LOB: 0 BB: 0 P: 14	R: 0 E: 0 K: 1 S: 7	H: 0 LOB: 0 BB: 0 P: 12	R: 1 E: 0 K: 0 S: 10	H: 1 LOB: 0 BB: 1 P: 19	R: 2 E: 0 K: 1 S: 14	H: 3 LOB: 2 BB: 1 P: 28	R: 3 E: 0 K: 0 S: 9	H: 3 LOB: 0 BB: 1 P: 15	R: 0 E: 0 K: 1 S: 5	H: 0 LOB: 0 BB: 0 P: 6	R: 0 E: 0 K: 1 S: 7	H: 1 LOB: 2 BB: 1 P: 18		1B: 6 2B: 4 3B: 0 HR: 0	SF: 1 SAC: 1 DP: 1 HBP: 1	WP: 0 PB: 0 SB: 1 CS: 1	PA: 36						
PITCHER	IP	WLS	BF	H	R	ER	SO	BB	IBB	HBP	BLK	WP	HR	S	P	ERA	WHIP										
Jimmy Haynes, R ERA: 6.29	(1, 1)	6.0	L	27	8	6	3	1	2	1	0	0	0	5	17	9.00	1.500										
Nelson Figueroa, R ERA: 4.51	(7, 1)	1.0		3	0	0	0	1	0	0	0	0	0	5	6	0.00	0.000										
Luis Vizcaino, R ERA: 3.28	(8, 1)	1.0		5	1	0	0	1	1	0	0	0	0	7	18	0.00	2.000										

Batter	1	2	3	4	5	6	7	8	9	AB	R	H	RBI	BB	SO	LOB	TOP										
Todd Walker, L (1,4) OBP: 0.345, SLG: 0.405	2-2 CS 1B		1-0 2B 2B		3-2 F7		2-0 1B 1B		0-2 WP 1B	5	1	4	0	0	0	0	<p>Cincinnati Reds @ Houston Astros Astros Field, Houston, TX Fri Jul 12 2002, 8:05 PM EDT Att: 30,154 - Dome - 72 F</p> <p>livebaseballscores.com</p> <p>AB 36 R 3 H 11 RBI 3 BB 1 SO 10 LOB 19</p> 										
Aaron Boone, R (1,5) OBP: 0.316, SLG: 0.421	0-3 K		0-0 2B		2-2 HR		2-1 FC6-4 1B		2-3 K	5	1	3	3	0	2	2											
Adam Dunn, L (1,7) OBP: 0.445, SLG: 0.531	3-3 K		2-H 3-H G3-1		2-3 K		1-3 K		1-2 K	4	0	0	0	0	3	4											
Austin Kearns, R (1,9) OBP: 0.377, SLG: 0.450		3-2 G4-3		3-1 F9		1-1 G5-3		0-1 FC6-4		4	0	0	0	0	2	2											
Sean Casey, L (1,3) OBP: 0.350, SLG: 0.382	1-2 G6-4-3 1B			2-0 FC1 1B		1-0 SH2-3 1B		0-1 G4-3		4	0	3	0	0	0	0											
Barry Larkin, R (1,6) OBP: 0.305, SLG: 0.383	2-2 G6-4-3			1-1 E 1B		0-0 SH2-3		1-3 K		3	0	1	0	0	1	1											
Reggie Taylor, L (1,8) OBP: 0.244, SLG: 0.368			3-3 K	0-1 FC1		0-2 F7		0-3 K		4	0	0	0	0	2	3											
Jason LaRue, R (1,2) OBP: 0.311, SLG: 0.317			1-0 P3	0-1 P4		2-2 G5-3			1-0 G6-3	4	0	0	0	0	0	4											
Ryan Dempster, R (1,1) OBP: 0.108, SLG: 0.114			4-2 2B 2B	0-3 K			1-2 G6-3		3-3 K	1	1	0	0	1	1	3											
Bruce Chen, L (4,1) OBP: 0.357, SLG: 0.429										0	0	0	0	0	0	0											
Raul Gonzalez, R (7,PH)										1	0	0	0	0	0	0											
Scott Williamson, R (7,1)										0	0	0	0	0	0	0											
Brandon Larson, R (9,PH)										1	0	0	0	0	1	0											
Inning Stats	R: 0 E: 0 K: 2 S: 9	H: 1 LOB: 1 BB: 0 P: 14	R: 0 E: 0 K: 0 S: 9	H: 1 LOB: 0 BB: 0 P: 15	R: 2 E: 0 K: 1 S: 11	H: 2 LOB: 1 BB: 1 P: 21	R: 0 E: 0 K: 1 S: 12	H: 2 LOB: 3 BB: 0 P: 18	R: 1 E: 0 K: 0 S: 10	H: 1 LOB: 0 BB: 0 P: 13	R: 0 E: 0 K: 1 S: 11	H: 2 LOB: 2 BB: 0 P: 17	R: 0 E: 0 K: 2 S: 8	H: 0 LOB: 0 BB: 0 P: 9	R: 0 E: 0 K: 2 S: 11	H: 1 LOB: 1 BB: 0 P: 17	1B: 8 2B: 3 3B: 0 HR: 1	SF: 0 SAC: 1 DP: 2 HBP: 0	WP: 1 PB: 0 SB: 0 CS: 1	PA: 38							
PITCHER	IP	WLS	BF	H	R	ER	SO	BB	IBB	HBP	BLK	WP	HR	S	P	ERA	WHIP										
Wade Miller, R (1,1) ERA: 5.43	5.0	W	23	8	3	3	5	1	0	0	0	0	1	54	90	5.40	1.800										
Ricky Stone, R (6,1) ERA: 1.53	1.1	H	6	2	0	0	0	0	0	0	0	0	0	15	22	0.00	1.500										
Pedro Borbon, L (7,1) ERA: 5.63	0.1	H	1	0	0	0	1	0	0	0	0	0	0	3	4	0.00	0.000										
Octavio Dotel, R (7,1) ERA: 2.4	1.1	H	4	0	0	0	2	0	0	0	0	0	0	10	11	0.00	0.000										
Billy Wagner, L (9,1) ERA: 2.79	1.0	S	4	1	0	0	2	0	0	0	0	1	0	11	17	0.00	1.000										

Batter	1	2	3	4	5	6	7	8	9	AB	R	H	RBI	BB	SO	LOB	BOTTOM											
Julio Lugo, R (1,6) OBP: 0.324, SLG: 0.370	2-2 HR	4-2 BB		4-0 FC6-4 BB		1-2 G5-3		0-0 G5-3		3	1	1	1	2	0	0	<p>Cincinnati Reds @ Houston Astros Astros Field, Houston, TX Fri Jul 12 2002, 8:05 PM EDT Att: 30,154 - Dome - 72 F</p> <p>livebaseballscores.com</p> <p>AB 31 R 6 H 7 RBI 6 BB 5 SO 7 LOB 14</p> 											
Jose Vizcaino, S (1,4) OBP: 0.335, SLG: 0.362	1-0 F7	0-0 F7		2-2 FC6-4 5 HBP 17 BB 1B		3-2 F9				4	1	0	0	0	3	0												
Octavio Dotel, R (7,1)										0	0	0	0	0	0	0												
Billy Wagner, L (9,1)										0	0	0	0	0	0	0												
17 Lance Berkman, S (1,8) OBP: 0.410, SLG: 0.628	2-2 G4-3 5 1B 2B	0-3 K		4-0 1B 5 HBP 1B		0-0 G6-3				3	1	1	0	1	1	2												
5 Jeff Bagwell, R (1,3) OBP: 0.383, SLG: 0.495	1-2 G4-3 2B 1B		4-2 HR BB	3-2 1B 1-2 2-3 HBP		1-0 F8				2	2	1	0	1	0	0												
Daryle Ward, L (1,7) OBP: 0.319, SLG: 0.413	0-0 G4-3		0-1 HR	1-1 1B		4-0 BLK BB				3	1	2	3	1	0	2												
Brian Hunter, R (7,PR) OBP: 0.316, SLG: 0.415										0	0	0	0	0	0	0												
Richard Hidalgo, R (1,9) OBP: 0.343, SLG: 0.458	0-0 2B		1-1 F8	3-2 G5-3		1-3 K		1-2 K		4	0	1	2	0	1	4												
Geoff Blum, S (1,5) OBP: 0.335, SLG: 0.418	2-2 F9		2-2 F8		2-2 F9		1-3 K			4	0	0	0	0	1	3												
Brad Ausmus, R (1,2) OBP: 0.328, SLG: 0.352		1-3 K	1-3 K		0-0 F3		1-0 G6-3			4	0	0	0	0	2	0												
Wade Miller, R (1,1) OBP: 0.200, SLG: 0.240		1-0 BB		2-3 K		0-2 G5-3		3-3 K		3	0	1	0	0	1	0												
Ricky Stone, R (6,1)										0	0	0	0	0	0	0												
Pedro Borbon, R (7,1)										0	0	0	0	0	0	0												
Craig Biggio, R (7,4) OBP: 0.337, SLG: 0.397										1	0	0	0	0	1	0												
Inning Stats	R: 3 E: 0 K: 0 S: 20	H: 4 LOB: 1 BB: 0 P: 28	R: 0 E: 0 K: 2 S: 11	H: 1 LOB: 2 BB: 1 P: 17	R: 2 E: 0 K: 1 S: 13	H: 1 LOB: 0 BB: 1 P: 21	R: 1 E: 0 K: 1 S: 15	H: 1 LOB: 3 BB: 2 P: 34	R: 0 E: 0 K: 0 S: 9	H: 0 LOB: 0 BB: 0 P: 11	R: 0 E: 0 K: 0 S: 8	H: 0 LOB: 0 BB: 0 P: 12	R: 0 E: 0 K: 2 S: 7	H: 0 LOB: 2 BB: 1 P: 14	R: 0 E: 0 K: 1 S: 5	H: 0 LOB: 0 BB: 0 P: 9	1B: 4 2B: 1 3B: 0 HR: 2	SF: 0 SAC: 0 DP: 0 HBP: 1	WP: 0 PB: 0 SB: 0 CS: 0	PA: 37								
PITCHER	IP	WLS	BF	H	R	ER	SO	BB	IBB	HBP	BLK	WP	HR	S	P	ERA	WHIP											
Ryan Dempster, R (1,1) ERA: 5.08	3.2	L	22	6	6	6	4	4	0	1	0	0	0	2	54	91	14.73	2.727										
Bruce Chen, L (4,1) ERA: 6.0	2.1		8	1	0	0	0	0	0	0	0	0	0	22	32	0.00	0.429											
Scott Williamson, R (7,1) ERA: 4.58	2.0		7	0	0	0	3	1	0	0	1	0	0	12	23	0.00	0.500											

Batter	1	2	3	4	5	6	7	8	9	AB	R	H	RBI	BB	SO	LOB	TOP			
Todd Walker, L (1,4) OBP: 0.344, SLG: 0.403	1-1 G2-3 1B	3-2 G3		1-0 FC6			2-0 G4-3			4	0	1	1	0	0	3	<p>Cincinnati Reds @ Houston Astros</p> <p>Astros Field, Houston, TX</p> <p>Sat Jul 13 2002, 1:15 PM EDT</p> <p>Att: 38,431 - Dome - 72 F</p>			
Aaron Boone, R (1,6) OBP: 0.313, SLG: 0.416	0-0 F8	3-2 F9			1-2 G1-3		0-3 K			4	0	0	0	0	1	3				
Sean Casey, L (1,3) OBP: 0.349, SLG: 0.380	1-1 G2-3 1B		1-0 G6-3		1-0 G4-3			0-2 G4-3		4	0	1	0	0	0	0				
Austin Kearns, R (1,9) OBP: 0.371, SLG: 0.442	2-0 G2-3		1-0 G6-3		0-0 L6			2-2 F8		4	0	0	0	0	0	2				
Russell Branyan, L (1,7) OBP: 0.298, SLG: 0.395	3-2 F8		2-0 1B			0-0 F8		1-2 F9		4	0	1	0	0	0	2				
Brandon Larson, R (1,5) OBP: 0.200, SLG: 0.200		0-1 FC3-6 1B	0-0 P4		1-1 F9			0-6 F8		4	0	1	0	0	0	1				
Raul Gonzalez, R (1,8) OBP: 0.200, SLG: 0.200		2-2 FC3-6 SH BB G3		1-1 G6-3		1-0 S 1B		2-3 K		4	1	1	0	0	1	1				
Corky Miller, R (1,2) OBP: 0.316, SLG: 0.419	4-2 G3 SH BB		0-0 F8		3-3 K			0-3 K		2	0	0	0	1	1	1				
Adam Dunn, L (9, PH) OBP: 0.444, SLG: 0.529	1-2 G3 SH BB		1-2 F8		1-2 K					1	0	0	0	0	1	0				
Jimmy Haynes, R (1,1) OBP: 0.235, SLG: 0.294	0-0 SH		1-1 FC6 1B			1-0 F9				1	0	1	0	0	0	0				
Juan Castro, R (7, PH) OBP: 0.160, SLG: 0.091										1	0	0	0	0	0	0				
Scott Sullivan, R (7,1)										0	0	0	0	0	0	0				
Danny Graves, R (8,1)										0	0	0	0	0	0	0				
Barry Larkin, R (8,6) OBP: 0.305, SLG: 0.383	1-2 2-3									0	0	0	0	0	0	0				
Inning Stats	R: 0 E: 0 K: 0 S: 9	H: 2 LOB: 2 BB: 0 P: 16	R: 1 E: 1 K: 0 S: 14	H: 1 LOB: 2 BB: 1 P: 26	R: 0 E: 0 K: 0 S: 4	H: 1 LOB: 1 BB: 0 P: 8	R: 0 E: 0 K: 0 S: 6	H: 1 LOB: 0 BB: 0 P: 9	R: 0 E: 0 K: 1 S: 7	H: 1 LOB: 1 BB: 0 P: 12	R: 0 E: 0 K: 1 S: 5	H: 0 LOB: 0 BB: 0 P: 8	R: 0 E: 0 K: 0 S: 9	H: 0 LOB: 0 BB: 0 P: 12	R: 0 E: 0 K: 2 S: 7	H: 0 LOB: 0 BB: 0 P: 9		1B: 6 2B: 0 3B: 0 HR: 0	SF: 0 SAC: 1 DP: 0 HBP: 0	WP: 0 PB: 0 SB: 1 CS: 0
PITCHER	IP WLS BF H R ER SO BB IBB HBP BLK WP HR S P ERA WHIP	7.0 W 29 6 1 0 2 1 0 0 0 0 0 51 87 0.00 1.000	1.0 H 3 0 0 0 0 0 0 0 0 0 0 9 12 0.00 0.000	1.0 S 3 0 0 0 2 0 0 0 0 0 0 7 9 0.00 0.000	PITCHER															


AB	33
R	1
H	6
RBI	1
BB	1
SO	4
LOB	13




Batter	1	2	3	4	5	6	7	8	9	AB	R	H	RBI	BB	SO	LOB	BOTTOM				
Julio Lugo, R (1,6) OBP: 0.327, SLG: 0.372	0-0 B1-3		1-3 K		3-2 17 E 1B		0-1 2B 1B			4	1	2	0	0	1	0	<p>Cincinnati Reds @ Houston Astros</p> <p>Astros Field, Houston, TX</p> <p>Sat Jul 13 2002, 1:15 PM EDT</p> <p>Att: 38,431 - Dome - 72 F</p>				
Craig Biggio, R (1,4) OBP: 0.342, SLG: 0.404	1-1 F9		2-1 17 1B		0-0 17 E 1B		0-0 1H 3H 4-0 2B			4	0	3	1	0	0	0					
17 Lance Berkman, S (1,8) OBP: 0.414, SLG: 0.628	2-1 G4-3		0-1 1B		1-2 E7 1B		1-2 1-3 2H 1B			3	0	2	1	1	0	0					
5 Jeff Bagwell, R (1,3) OBP: 0.382, SLG: 0.491		4-1 BB G1-2-3 BB	2-3 K		1-3 K		2-2 F8			3	0	0	0	1	2	6					
Daryle Ward, L (1,7) OBP: 0.318, SLG: 0.409	3-2 F8		1-3 K			2-2 G2-3		4-2 1B FC4-2 BB		3	0	0	0	1	1	1					
Brian Hunter, R (8, PR) OBP: 0.316, SLG: 0.415										0	0	0	0	0	0	0					
Richard Hidalgo, R (1,9) OBP: 0.345, SLG: 0.458	0-1 BB 1B		0-1 F8		0-1 F8		0-1 F8		0-1 FC4-2 1B	4	0	2	0	0	0	0					
Geoff Blum, S (1,5) OBP: 0.333, SLG: 0.412	4-2 BB		2-1 F7		2-1 F7		3-2 F7		0-0 FC4-2	3	0	0	0	1	0	2					
Brad Ausmus, R (1,2) OBP: 0.327, SLG: 0.355	2-1 G1-2-3				2-3 K		3-2 1B 2B		0-0 F9	4	1	1	0	0	1	5					
Pete Munro, R (1,1) OBP: 0.389, SLG: 0.495			2-2 G3		1-3 K		3-3 1B 2B			2	0	0	0	0	1	0					
Orlando Merced, S (7, PH) OBP: 0.389, SLG: 0.495										1	0	0	0	0	1	1					
Pedro Borbon, R (8,1)										0	0	0	0	0	0	0					
Octavio Dotel, R (9,1)										0	0	0	0	0	0	0					
Inning Stats	R: 0 E: 0 K: 0 S: 5	H: 0 LOB: 0 BB: 0 P: 8	R: 0 E: 0 K: 0 S: 10	H: 1 LOB: 2 BB: 2 P: 23	R: 0 E: 0 K: 2 S: 16	H: 2 LOB: 2 BB: 0 P: 23	R: 0 E: 0 K: 1 S: 7	H: 0 LOB: 0 BB: 0 P: 10	R: 1 E: 1 K: 3 S: 20	H: 3 LOB: 2 BB: 0 P: 28	R: 0 E: 0 K: 0 S: 17	H: 0 LOB: 0 BB: 0 P: 22	R: 1 E: 0 K: 1 S: 14	H: 3 LOB: 2 BB: 1 P: 26	R: 0 E: 0 K: 0 S: 7	H: 1 LOB: 2 BB: 1 P: 11		1B: 8 2B: 3 3B: 0 HR: 0	SF: 0 SAC: 0 DP: 2 HBP: 0	WP: 0 PB: 0 SB: 0 CS: 0	PA: 35
PITCHER	IP WLS BF H R ER SO BB IBB HBP BLK WP HR S P ERA WHIP	6.0 L 25 4 1 1 1 1 1 0 0 0 0 19 35 9.00 5.000	1.0 L 8 4 1 1 1 1 1 0 0 0 0 2 2 0.00 0.000	1.0 2 0 0 0 0 0 0 0 0 0 0 0 2 2 0.00 0.000	PITCHER																

AB	31
R	2
H	10
RBI	2
BB	4
SO	7
LOB	15



Batter	1	2	3	4	5	6	7	8	9	AB	R	H	RBI	BB	SO	LOB	TOP					
Todd Walker, L (1,4) OBP: 0.342, SLG: 0.398	F8		G4-3	K		G3		CS BB		4	0	0	0	1	1	3	<p>Cincinnati Reds @ Houston Astros Astros Field, Houston, TX</p> <p>Sun Jul 14 2002, 2:35 PM EDT Att: 31,242 - Dome - 72 F</p> <p>livebaseballscores.com</p> <p>AB 37 R 8 H 15 RBI 7 BB 7 SO 11 LOB 24</p> 					
Aaron Boone, R (1,5) OBP: 0.316, SLG: 0.424	1B 2B		G2-3			L4-3 1B		CS BB		5	1	3	0	0	1	2						
Adam Dunn, L (1,9) OBP: 0.446, SLG: 0.531	P3			1B WP 2B		K		CS BB		3	2	1	0	2	1	2						
Sean Casey, L (1,3) OBP: 0.350, SLG: 0.381	2H 1B			1B WP 1B		L4-3		CS BB		5	1	2	1	0	2	4						
Russell Branyan, L (1,7) OBP: 0.304, SLG: 0.396				E2 1B 2B BB		E S 1B 1B		CS BB		4	2	2	0	1	2	3						
Jason LaRue, R (9,2) OBP: 0.311, SLG: 0.317				1-3 3H 1B BB		1-2 2-3		CS BB		0	0	0	0	0	0	0						
Barry Larkin, R (1,6) OBP: 0.306, SLG: 0.379	G5-4-3			P6		K		CS BB		3	1	0	0	2	1	4						
Raul Gonzalez, R (1,8) OBP: 0.400, SLG: 0.400	1B			1-3 3H 1B		G5-3		CS BB		5	1	3	1	0	1	4						
Corky Miller, R (1,2) OBP: 0.322, SLG: 0.426	G5-3			1-3 1-2 2B		1B IBB		CS BB		3	0	1	2	1	0	1						
Austin Kearns, R (9,PH) OBP: 0.374, SLG: 0.449				1-3 3H 2B		1B IBB		CS BB		1	0	1	2	0	0	0						
Jared Fernandez, R (1,1) OBP: 0.400, SLG: 0.400				K		K		CS BB		3	0	1	1	0	2	1						
Reggie Taylor, L (8,PH) OBP: 0.250, SLG: 0.374				K		K		CS BB		1	0	1	0	0	0	0						
Bruce Chen, L (8,1) OBP: 0.357, SLG: 0.429								CS BB		0	0	0	0	0	0	0						
Scott Sullivan, R (8,1) OBP: 0.357, SLG: 0.429								CS BB		0	0	0	0	0	0	0						
Danny Graves, R (8,1) OBP: 0.357, SLG: 0.429								CS BB		0	0	0	0	0	0	0						
Inning Stats	R: 1 E: 0 K: 0 S: 11	H: 2 LOB: 1 BB: 0 P: 19	R: 0 E: 0 K: 0 S: 10	H: 2 LOB: 1 BB: 0 P: 13	R: 0 E: 0 K: 1 S: 9	H: 0 LOB: 0 BB: 0 P: 14	R: 4 E: 1 K: 2 S: 18	H: 4 LOB: 1 BB: 1 P: 30	R: 0 E: 0 K: 1 S: 7	H: 1 LOB: 0 BB: 0 P: 13	R: 1 E: 1 K: 1 S: 12	H: 2 LOB: 2 BB: 1 P: 23	R: 0 E: 0 K: 3 S: 13	H: 1 LOB: 3 BB: 2 P: 26	R: 0 E: 0 K: 1 S: 6	H: 1 LOB: 2 BB: 1 P: 13	R: 2 E: 0 K: 2 S: 13	H: 2 LOB: 2 BB: 2 P: 24	1B: 10 2B: 7 3B: 0 HR: 0	SF: 0 SAC: 0 DP: 3 HBP: 0	WP: 1 PB: 0 SB: 5 CS: 1	PA: 44
PITCHER	IP WLS BF H R ER SO BB IBB HBP BLK WP HR S P ERA WHIP																					
Tim Redding, R (1,1) ERA: 5.48	3.1 L 16 7 5 5 1 1 0 0 0 0 1 0 39 63 13.50 2.400																					
Brandon Puffer, R (4,1) ERA: 4.37	1.2 6 2 0 0 3 0 0 0 0 0 0 0 16 26 0.00 1.200																					
Scott Linebrink, R (6,1) ERA: 7.03	2.0 12 3 1 1 4 1 2 0 0 0 0 0 25 49 4.50 2.000																					
Jim Mann, R (8,1) ERA: 4.05	2.0 10 3 2 2 3 2 1 0 0 0 0 0 19 37 9.00 2.500																					

Batter	1	2	3	4	5	6	7	8	9	AB	R	H	RBI	BB	SO	LOB	BOTTOM					
Julio Lugo, R (1,6) OBP: 0.332, SLG: 0.392	K		1B 2B			S 2B HBP			K	4	2	2	2	0	2	2	<p>Cincinnati Reds @ Houston Astros Astros Field, Houston, TX</p> <p>Sun Jul 14 2002, 2:35 PM EDT Att: 31,242 - Dome - 72 F</p> <p>livebaseballscores.com</p> <p>AB 35 R 3 H 10 RBI 3 BB 2 SO 11 LOB 14</p> 					
Craig Biggio, R (1,4) OBP: 0.343, SLG: 0.408	K		2H 1B			1H 2B			FC6-4	5	0	2	1	0	2	2						
17 Lance Berkman, S (1,8) OBP: 0.410, SLG: 0.620	G1-3					K			K	4	0	0	0	0	2	1						
5 Jeff Bagwell, R (1,3) OBP: 0.383, SLG: 0.489						G5-3			F8	3	0	1	0	1	0	0						
Daryle Ward, L (1,7) OBP: 0.323, SLG: 0.411						1B			1B	3	0	2	0	1	1	2						
Richard Hidalgo, R (1,9) OBP: 0.341, SLG: 0.452						K			1B	4	0	0	0	0	0	6						
Jose Vizcaino, S (1,5) OBP: 0.328, SLG: 0.354						G4-3			G3	4	0	0	0	0	2	1						
Gregg Zaun, S (1,2) OBP: 0.299, SLG: 0.344						G6-3			K	4	0	1	0	0	2	0						
Tim Redding, R (1,1) OBP: 0.308, SLG: 0.100						K			1B	1	0	0	0	0	0	0						
Brandon Puffer, R (4,1) ERA: 5.95						G5-3			1B	0	0	0	0	0	0	0						
Alan Zinter, S (5,PH) OBP: 0.100, SLG: 0.400						G3-1			1B	0	0	0	0	0	0	0						
Scott Linebrink, R (6,1) ERA: 7.03									FC6-4	0	0	0	0	0	0	0						
Geoff Blum, S (7,PH) OBP: 0.336, SLG: 0.415									1B	1	1	1	0	0	0	0						
Jim Mann, R (8,1) ERA: 4.05									1B	1	0	1	0	0	0	0						
Orlando Merced, S (9,PH) OBP: 0.246, SLG: 0.300									1B	1	0	1	0	0	0	0						
Inning Stats	R: 0 E: 0 K: 2 S: 10	H: 0 LOB: 0 BB: 0 P: 17	R: 0 E: 0 K: 0 S: 7	H: 0 LOB: 1 BB: 2 P: 15	R: 0 E: 0 K: 1 S: 14	H: 2 LOB: 2 BB: 0 P: 22	R: 0 E: 0 K: 0 S: 11	H: 1 LOB: 1 BB: 0 P: 18	R: 0 E: 0 K: 0 S: 6	H: 0 LOB: 0 BB: 0 P: 10	R: 1 E: 0 K: 2 S: 12	H: 2 LOB: 2 BB: 0 P: 16	R: 2 E: 0 K: 3 S: 18	H: 2 LOB: 0 BB: 0 P: 28	R: 0 E: 0 K: 1 S: 11	H: 1 LOB: 1 BB: 0 P: 13	R: 0 E: 0 K: 2 S: 14	H: 2 LOB: 2 BB: 0 P: 20	1B: 7 2B: 2 3B: 0 HR: 1	SF: 0 SAC: 0 DP: 1 HBP: 1	WP: 0 PB: 1 SB: 1 CS: 0	PA: 38
PITCHER	IP WLS BF H R ER SO BB IBB HBP BLK WP HR S P ERA WHIP																					
Jared Fernandez, R (1,1) ERA: 3.46	7.0 W 29 7 3 3 8 2 0 0 0 0 0 0 3 78 126 3.86 1.286																					
Bruce Chen, L (8,1) ERA: 5.95	0.1 H 1 0 0 0 1 0 0 0 0 0 0 0 3 3 0.00 0.000																					
Scott Sullivan, R (8,1) ERA: 4.47	0.1 2 1 0 0 0 0 0 0 0 0 0 0 4 5 0.00 3.000																					
Danny Graves, R (8,1) ERA: 2.83	1.1 S 6 2 0 0 2 0 0 0 0 0 0 0 18 25 0.00 1.500																					

Batter	1	2	3	4	5	6	7	8	9	AB	R	H	RBI	BB	SO	LOB	TOP				
Todd Walker, L (1,4) OBP: 0.337, SLG: 0.392	L8	F7		F8			G1-3		L6	5	0	0	0	0	0	1	Cincinnati Reds @ Milwaukee Brewers Miller Park, Milwaukee, WI Mon Jul 15 2002, 7:05 PM CDT Att: 22,621 - Sunny - 82 F				
Aaron Boone, R (1,5) OBP: 0.317, SLG: 0.424	G6-3				G5-3		K		1B	5	0	2	0	0	1	0					
Adam Dunn, L (1,7) OBP: 0.448, SLG: 0.535	1B WP	G3			G5-3		S		L8	5	1	3	0	0	0	3					
Austin Kearns, R (1,9) OBP: 0.379, SLG: 0.452	1B WP				G5-3					3	0	2	0	1	0	1					
Sean Casey, L (1,3) OBP: 0.348, SLG: 0.377				FC4-6						3	0	0	0	1	0	4					
Barry Larkin, R (1,6) OBP: 0.302, SLG: 0.374	G4-3			F8			G6-3		G4-3	4	0	0	0	0	0	3					
Raul Gonzalez, R (1,8) OBP: 0.429, SLG: 0.385		1B S		FC6-4					G5-3	3	1	1	0	1	0	1					
Jason LaRue, R (1,2) OBP: 0.310, SLG: 0.315		F7			F5				F8	4	0	1	0	0	0	2					
Chris Reitsma, R (1,1) OBP: 0.115, SLG: 0.080		1B			K		L9		K	4	0	1	1	0	2	1					
Inning Stats	R: 1 E: 0 K: 0 S: 14	H: 2 LOB: 2 BB: 1 P: 27	R: 1 E: 0 K: 0 S: 11	H: 3 LOB: 2 BB: 0 P: 15	R: 0 E: 0 K: 0 S: 8	H: 1 LOB: 1 BB: 0 P: 13	R: 0 E: 0 K: 1 S: 8	H: 1 LOB: 0 BB: 0 P: 12	R: 0 E: 0 K: 0 S: 11	H: 1 LOB: 1 BB: 0 P: 19	R: 0 E: 0 K: 1 S: 10	H: 1 LOB: 2 BB: 1 P: 16	R: 0 E: 0 K: 0 S: 8	H: 0 LOB: 0 BB: 0 P: 12	R: 0 E: 0 K: 1 S: 9	H: 1 LOB: 1 BB: 0 P: 15	1B: 9 2B: 1 3B: 0 HR: 0	SF: 0 SAC: 0 DP: 0 HBP: 0	WP: 1 PB: 0 SB: 3 CS: 0	PA: 39	
PITCHER	IP	WLS	BF	H	R	ER	SO	BB	IBB	HBP	BLK	WP	HR	S	P	ERA	WHIP				
Jose Cabrera, R (1,1) ERA: 4.85	6.0	L	27	8	2	2	1	2	0	0	0	1	0	60	104	3.00	1.667				
Valerio De Los Santos, L (7,1) ERA: 2.6	1.0		5	1	0	0	1	0	1	0	0	0	0	10	16	0.00	1.000				
Jayson Durocher, R (8,1) ERA: 1.1	1.0		3	0	0	0	0	0	0	0	0	0	0	8	12	0.00	0.000				
Ray King, L (9,1) ERA: 3.0	1.0		4	1	0	0	1	0	0	0	0	0	0	9	15	0.00	1.000				

AB	36
R	2
H	10
RBI	1
BB	3
SO	3
LOB	16



Batter	1	2	3	4	5	6	7	8	9	AB	R	H	RBI	BB	SO	LOB	BOTTOM					
Alex Sanchez, L (1,7) OBP: 0.367, SLG: 0.350	G4-3					G4-6-3		G5-3		4	0	2	0	0	0	0	Cincinnati Reds @ Milwaukee Brewers Miller Park, Milwaukee, WI Mon Jul 15 2002, 7:05 PM CDT Att: 22,621 - Sunny - 82 F					
Eric Young Sr., R (1,4) OBP: 0.318, SLG: 0.355					G6-4-3		G4-6-3		F9	4	0	1	0	0	0	2						
Jeffrey Hammonds, R (1,8) OBP: 0.344, SLG: 0.433					G5-3				F9	4	0	1	0	0	0	1						
Richie Sexson, R (1,3) OBP: 0.354, SLG: 0.518									G5-3	3	0	0	0	1	1	1						
Matt Stairs, L (1,9) OBP: 0.306, SLG: 0.495					G4-3				G4-3	4	0	0	0	0	0	2						
Tyler Houston, L (1,5) OBP: 0.346, SLG: 0.476									G3	3	0	0	0	0	1	0						
José Hernández, R (1,6) OBP: 0.368, SLG: 0.517									G6-3	2	0	1	0	1	1	0						
Paul Bako, L (1,2) OBP: 0.344, SLG: 0.399									F7	2	0	0	0	1	0	1						
Jose Cabrera, R (1,1) Valerio De Los Santos, L (7,1) Jayson Durocher, R (8,1) Lenny Harris, L (8,PH) Ray King, L (9,1)									P2	2	0	0	0	0	1	2						
Inning Stats	R: 0 E: 0 K: 0 S: 7	H: 1 LOB: 1 BB: 0 P: 10	R: 0 E: 0 K: 1 S: 6	H: 0 LOB: 2 BB: 2 P: 16	R: 0 E: 0 K: 0 S: 8	H: 1 LOB: 0 BB: 0 P: 8	R: 0 E: 0 K: 2 S: 9	H: 0 LOB: 0 BB: 0 P: 11	R: 0 E: 0 K: 1 S: 7	H: 0 LOB: 0 BB: 0 P: 8	R: 0 E: 0 K: 0 S: 6	H: 2 LOB: 2 BB: 1 P: 13	R: 0 E: 0 K: 0 S: 5	H: 1 LOB: 0 BB: 0 P: 7	R: 0 E: 0 K: 0 S: 4	H: 0 LOB: 0 BB: 0 P: 5	R: 0 E: 0 K: 0 S: 8	H: 0 LOB: 0 BB: 0 P: 11	1B: 4 2B: 1 3B: 0 HR: 0	SF: 0 SAC: 0 DP: 3 HBP: 0	WP: 0 PB: 0 SB: 0 CS: 0	PA: 32
PITCHER	IP	WLS	BF	H	R	ER	SO	BB	IBB	HBP	BLK	WP	HR	S	P	ERA	WHIP					
Chris Reitsma, R (1,1) ERA: 3.15	9.0	W	32	5	0	0	4	3	0	0	0	0	0	60	89	0.00	0.889					

AB	29
R	0
H	5
RBI	0
BB	3
SO	4
LOB	9



Batter	1	2	3	4	5	6	7	8	9	AB	R	H	RBI	BB	SO	LOB	TOP										
Todd Walker, L OBP: 0.338, SLG: 0.395 John Riedling, R (9, 1)	F7		1-H 2B		3-2 1B			F8	G1-3	5	0	2	0	0	0	0											
Aaron Boone, R OBP: 0.316, SLG: 0.419	G5-3			1-3 K	0-3 K			G1 3B BB	G6-3	4	1	0	0	1	2	1											
Adam Dunn, L OBP: 0.443, SLG: 0.528 (8, 7)	F9			3-3 K		3-2 G3-1		G1		4	0	0	0	0	1	1											
Barry Larkin, R OBP: 0.305, SLG: 0.377		1-1 L7		0-1 1B 2B		2-3 K		4-0 3B IBB		3	1	1	0	1	1	0											
Russell Branyan, L OBP: 0.304, SLG: 0.396 Austin Kearns, R OBP: 0.381, SLG: 0.463 (8, 9)	F9			0-0 1B		2-2 F8		2-1 1-H 3-H 3B		3	0	1	0	0	0	0											
Sean Casey, L OBP: 0.347, SLG: 0.373	L4			0-2 F7			0-1 F7	4-0 HR IBB		3	1	0	0	1	0	2											
Jason LaRue, R OBP: 0.313, SLG: 0.348			1-3 K		1-0 HR		1-3 K	1-0 1-H 3-H HR		4	2	2	4	0	2	0											
Reggie Taylor, L OBP: 0.258, SLG: 0.387			3-1 2B 1B		2-2 F8		1-1 2B	1-3 K		4	0	2	0	0	1	0											
Elmer Dessens, R OBP: 0.241, SLG: 0.154 Raul Gonzalez, R OBP: 0.400, SLG: 0.387 Scott Williamson, R (7, 1) Bruce Chen, L OBP: 0.350, SLG: 0.439 Juan Castro, R OBP: 0.154, SLG: 0.087 (9, 4)			1-3 K		1-2 G4-3		2-3 K		G6-3	2	0	0	0	0	1	1											
Inning Stats	R: 0 E: 0 K: 0 S: 13	H: 0 LOB: 0 BB: 0 P: 18	R: 0 E: 0 K: 0 S: 8	H: 0 LOB: 0 BB: 0 P: 13	R: 0 E: 0 K: 2 S: 10	H: 2 LOB: 2 BB: 0 P: 15	R: 0 E: 0 K: 2 S: 13	H: 2 LOB: 1 BB: 0 P: 17	R: 1 E: 0 K: 1 S: 17	H: 2 LOB: 1 BB: 0 P: 24	R: 0 E: 0 K: 2 S: 10	H: 0 LOB: 1 BB: 0 P: 17	R: 0 E: 0 K: 2 S: 11	H: 1 LOB: 1 BB: 0 P: 15	R: 5 E: 0 K: 1 S: 19	H: 2 LOB: 0 BB: 3 P: 38	R: 0 E: 0 K: 0 S: 10	H: 0 LOB: 0 BB: 0 P: 11	1B: 3 2B: 3 3B: 1 HR: 2	SF: 0 SAC: 0 DP: 0 HBP: 0	WP: 0 PB: 0 SB: 2 CS: 0	PA: 38					
PITCHER	IP	WLS	BF	H	R	ER	SO	BB	IBB	HBP	BLK	WP	HR	S	P	ERA	WHIP										
15 Ben Sheets, R ERA: 3.93	7.0	L	27	7	1	1	8	0	0	0	0	0	1	82	119	1.29	1.000										
Ray King, L ERA: 3.44	0.2		4	0	2	2	0	1	1	0	0	0	0	12	23	27.00	1.500										
Jayson Durocher, R ERA: 2.7	0.1		4	2	3	3	1	0	1	0	0	0	1	7	15	81.00	6.000										
Nelson Figueroa, R ERA: 5.04	1.0		3	0	0	0	0	0	0	0	0	0	0	10	11	0.00	0.000										

Cincinnati Reds @ Milwaukee Brewers
Miller Park, Milwaukee, WI
Tue Jul 16 2002, 7:05 PM CDT
Att: 20,069 - Sunny - 85 F

AB 35
R 6
H 9
RBI 6
BB 3
SO 9
LOB 6



Batter	1	2	3	4	5	6	7	8	9	AB	R	H	RBI	BB	SO	LOB	BOTTOM										
Alex Sanchez, L OBP: 0.365, SLG: 0.349	G4-3			3-2 CS 1B	1-2 FC6-4			F7		4	0	1	0	0	0	3											
Ronnie Belliard, R OBP: 0.277, SLG: 0.303	G1-5-3			3-1 1-2 G5-3		0-0 G5-3		K		4	0	0	0	0	1	1											
Jeffrey Hammonds, R OBP: 0.346, SLG: 0.431	L6			4-2 BB		4-2 S BB			3-3 K	2	0	0	0	2	1	0											
Richie Sexson, R OBP: 0.353, SLG: 0.513 Eric Young Sr., R OBP: 0.316, SLG: 0.355		2-0 G5-3		3-2 G6-3		3-3 K			4-1 G3-1 1B BB	3	0	0	0	1	1	2											
Matt Stairs, L OBP: 0.295, SLG: 0.475		2-1 F2			0-2 L7	2-3 K			0-1 G3-1	4	0	0	0	0	1	2											
Tyler Houston, L OBP: 0.351, SLG: 0.476		1-2 G4-3			0-0 2B 1B		1-3 K		2-2 1-2 FC4 1B	4	0	2	1	0	1	0											
José Hernández, R OBP: 0.366, SLG: 0.516			0-1 L9		1-3 2B		2-3 K		1-1 FC4	4	0	1	0	0	1	1											
Robert Machado, R OBP: 0.351, SLG: 0.440			1-0 G6-3		4-0 FC6-4 IBB		0-2 F7			2	0	0	0	1	0	0											
15 Ben Sheets, R ERA: 2.91 Scott Williamson, R ERA: 4.46 Bruce Chen, L ERA: 5.98 John Riedling, R ERA: 2.25			1-3 K		2-3 K		2-2 F9			2	0	0	0	0	2	3											
Inning Stats	R: 0 E: 0 K: 0 S: 5	H: 0 LOB: 0 BB: 0 P: 7	R: 0 E: 0 K: 0 S: 6	H: 0 LOB: 0 BB: 0 P: 11	R: 0 E: 0 K: 1 S: 7	H: 0 LOB: 0 BB: 0 P: 9	R: 0 E: 0 K: 0 S: 12	H: 1 LOB: 1 BB: 1 P: 25	R: 0 E: 0 K: 1 S: 15	H: 2 LOB: 3 BB: 1 P: 24	R: 0 E: 0 K: 2 S: 14	H: 0 LOB: 1 BB: 1 P: 23	R: 0 E: 0 K: 2 S: 11	H: 0 LOB: 0 BB: 0 P: 14	R: 0 E: 0 K: 1 S: 8	H: 0 LOB: 0 BB: 0 P: 10	R: 1 E: 0 K: 1 S: 12	H: 1 LOB: 1 BB: 1 P: 22	1B: 3 2B: 1 3B: 0 HR: 0	SF: 0 SAC: 0 DP: 0 HBP: 0	WP: 0 PB: 0 SB: 1 CS: 1	PA: 34					
PITCHER	IP	WLS	BF	H	R	ER	SO	BB	IBB	HBP	BLK	WP	HR	S	P	ERA	WHIP										
Elmer Dessens, R ERA: 2.91	6.0	W	23	3	0	0	4	2	0	0	0	0	0	11	14	0.00	0.833										
Scott Williamson, R ERA: 4.46	1.0	H	3	0	0	0	2	0	0	0	0	0	0	11	14	0.00	0.000										
Bruce Chen, L ERA: 5.98	1.0		3	0	0	0	1	0	0	0	0	0	0	8	10	0.00	0.000										
John Riedling, R ERA: 2.25	1.0		5	1	1	1	1	1	0	0	0	0	0	12	22	9.00	2.000										

Cincinnati Reds @ Milwaukee Brewers
Miller Park, Milwaukee, WI
Tue Jul 16 2002, 7:05 PM CDT
Att: 20,069 - Sunny - 85 F

AB 30
R 1
H 4
RBI 1
BB 4
SO 8
LOB 12



Batter	1	2	3	4	5	6	7	8	9	AB	R	H	RBI	BB	SO	LOB	TOP								
Barry Larkin, R OBP: 0.300, SLG: 0.371	2-2 G6-3	1-1 E6		1-2 G6-3			1-0 G4-3		0-1 F8	5	0	0	0	0	0	3	Cincinnati Reds @ Pittsburgh Pirates PNC Park, Pittsburgh, PA Wed Jul 17 2002, 7:05 PM EDT Att: 32,864 - Sunny - 88 F								
Aaron Boone, R OBP: 0.314, SLG: 0.414	4-1 FC6-4 1B BB	2-0 L5		0-0 G6-3			1-1 L4		2-2 F7	4	1	0	0	1	0	4									
Adam Dunn, L OBP: 0.446, SLG: 0.526	4-2 FC6-4 1-2 BB			4-2 E4 E BB		1-0 F8		4-2 1B BB		1	0	0	0	3	0	0									
Austin Kearns, R OBP: 0.380, SLG: 0.460	2-1 FC6-4 1B S			1-1 E4 G3		1-0 L5		2-0 G6-4-3 1B		4	0	1	0	0	0	3									
Sean Casey, L OBP: 0.346, SLG: 0.372	2-2 1-3 1B			1-0 G3		0-1 G3-1		2-3 1B		4	0	1	1	0	1	3									
Raul Gonzalez, R OBP: 0.316, SLG: 0.278	0-0 G4-3			2-3 K		0-0 G6-3		0-1 G6-4-3		4	0	0	0	0	1	5									
Todd Walker, L OBP: 0.340, SLG: 0.399				1-2 S 2B 1B		1-2 G6-3		0-0 1B 2B		4	2	2	0	0	0	0									
Jason LaRue, R OBP: 0.312, SLG: 0.346				1-3 K		3-3 K		0-3 K		4	0	1	0	0	3	2									
Ryan Dempster, R OBP: 0.128, SLG: 0.162				0-0 G6-3 2B				1-1 G1-3		2	0	1	1	0	0	1									
Juan Castro, R OBP: 0.148, SLG: 0.083										1	0	0	0	0	0	0									
Jose Rijo, R OBP: 0.125, SLG: 0.125										0	0	0	0	0	0	0									
Brandon Larson, R OBP: 0.333, SLG: 0.333										1	0	1	1	0	0	0									
Inning Stats	R: 1 E: 0 K: 0 S: 17	H: 1 LOB: 2 BB: 2 P: 31	R: 0 E: 1 K: 0 S: 9	H: 1 LOB: 2 BB: 0 P: 13	R: 0 E: 1 K: 1 S: 11	H: 0 LOB: 1 BB: 1 P: 19	R: 1 E: 0 K: 1 S: 11	H: 2 LOB: 1 BB: 0 P: 14	R: 0 E: 0 K: 0 S: 4	H: 0 LOB: 0 BB: 0 P: 6	R: 0 E: 0 K: 1 S: 8	H: 0 LOB: 0 BB: 0 P: 12	R: 0 E: 0 K: 0 S: 5	H: 0 LOB: 0 BB: 0 P: 8	R: 0 E: 0 K: 1 S: 8	H: 1 LOB: 1 BB: 0 P: 16	R: 1 E: 0 K: 1 S: 11	H: 2 LOB: 1 BB: 0 P: 14	1B: 5 2B: 2 HR: 0	SF: 0 SAC: 0 HBP: 0	WP: 0 PB: 0 SB: 2 CS: 0	PA: 38			
PITCHER	IP	WLS	BF	H	R	ER	SO	BB	IBB	HBP	BLK	WP	HR	S	P	ERA	WHIP								
Jimmy Anderson, L ERA: 5.01	7.0	W	29	4	2	2	3	3	0	0	0	0	0	65	103	2.57	1.000								
Scott Sauerbeck, L ERA: 2.45	1.1		7	3	1	1	2	1	0	0	0	0	0	14	23	6.75	3.000								
Mike Williams, R ERA: 1.66	0.2	S	2	0	0	0	0	0	0	0	0	0	0	5	7	0.00	0.000								

AB	34
R	3
H	7
RBI	3
BB	4
SO	5
LOB	21



Batter	1	2	3	4	5	6	7	8	9	AB	R	H	RBI	BB	SO	LOB	BOTTOM								
18 Jason Kendall, R OBP: 0.348, SLG: 0.360	2-2 1B 2 SH HBP			3-2 F3			2-2 F9			3	0	0	0	0	1	1	Cincinnati Reds @ Pittsburgh Pirates PNC Park, Pittsburgh, PA Wed Jul 17 2002, 7:05 PM EDT Att: 32,864 - Sunny - 88 F								
2 Jack Wilson, R OBP: 0.334, SLG: 0.353	1-1 SH 1B					2-1 F8		1-2 F9		3	0	0	0	0	0	1									
Brian Giles, L OBP: 0.434, SLG: 0.634	0-1 P6			0-0 G4-3		4-1 G1-6-3 BB		4-2 BB		2	0	0	0	2	0	2									
Aramis Ramirez, R OBP: 0.262, SLG: 0.337	0-1			2-2		3-1 G1-6-3		2-0 F9		4	1	2	0	0	0	2									
Scott Sauerbeck, R										0	0	0	0	0	0	0									
Mike Williams, R										0	0	0	0	0	0	0									
Craig Wilson, R OBP: 0.335, SLG: 0.408	2-1 G6-4-3			4-2 2B		0-2 G5-3		1-2 F7		2	1	0	0	1	0	3									
Rob Mackowiak, L OBP: 0.299, SLG: 0.439				1-2 2B						1	0	0	0	0	0	0									
Kevin Young, R OBP: 0.317, SLG: 0.444				1-2 2B 1B		3-3 K		2-2 F8		4	1	2	2	0	1	0									
Chad Hermansen, R OBP: 0.289, SLG: 0.497				1-0 1B 2B		4-0 HR BB		0-3 K		3	2	1	0	1	2	0									
Pokey Reese, R OBP: 0.308, SLG: 0.329						1-2 K		1-2 HR		3	1	2	4	0	1	0									
Jimmy Anderson, L OBP: 0.167, SLG: 0.143						0-0 G3-1		1-0 G3-1		3	0	0	0	0	1	1									
Mike Benjamin, R OBP: 0.200, SLG: 0.146										0	0	0	0	0	0	0									
Inning Stats	R: 0 E: 0 K: 0 S: 10	H: 1 LOB: 2 BB: 0 P: 15	R: 2 E: 0 K: 2 S: 14	H: 3 LOB: 1 BB: 0 P: 19	R: 2 E: 0 K: 1 S: 14	H: 2 LOB: 0 BB: 1 P: 25	R: 0 E: 0 K: 1 S: 8	H: 0 LOB: 0 BB: 0 P: 13	R: 0 E: 0 K: 0 S: 5	H: 0 LOB: 0 BB: 1 P: 14	R: 2 E: 0 K: 1 S: 12	H: 1 LOB: 0 BB: 1 P: 21	R: 0 E: 0 K: 0 S: 13	H: 0 LOB: 1 BB: 1 P: 22	R: 0 E: 0 K: 1 S: 10	H: 0 LOB: 0 BB: 0 P: 13	R: 0 E: 0 K: 1 S: 10	H: 0 LOB: 0 BB: 0 P: 13	1B: 4 2B: 2 HR: 1	SF: 0 SAC: 1 HBP: 1	WP: 0 PB: 0 SB: 0 CS: 0	PA: 34			
PITCHER	IP	WLS	BF	H	R	ER	SO	BB	IBB	HBP	BLK	WP	HR	S	P	ERA	WHIP								
Ryan Dempster, R ERA: 5.26	6.0	L	27	7	6	6	5	3	0	1	0	0	0	63	107	9.00	1.667								
Jose Rijo, R ERA: 5.01	2.0		7	0	0	0	1	1	0	0	0	0	0	23	35	0.00	0.500								



Batter	1	2	3	4	5	6	7	8	9	AB	R	H	RBI	BB	SO	LOB	TOP										
Todd Walker, L (1,4) OBP: 0.340, SLG: 0.401	K		FC6-5 2B		S BB		G3-1	FC1-6-4 1-2		4	0	1	0	1	1	2											
Aaron Boone, R (1,6) OBP: 0.316, SLG: 0.411	G4-3		FC6-5 1B		G4-6-3 BB			BB 2B BB	F9	3	1	0	0	2	0	1											
Adam Dunn, L (1,3) OBP: 0.446, SLG: 0.523	CS 1B		K		G4-6-3 1-2			2B HR BB	K	4	1	1	0	1	2	3											
Austin Kearns, R (1,9) OBP: 0.384, SLG: 0.463	CS 1-2	1B 1B	1-2 1B		G3			K	1B 1B	5	2	3	0	0	1	2											
Russell Branyan, L (1,7) OBP: 0.310, SLG: 0.404		1B 1B	K		G6-3			HR 2B	1B 1B	5	1	3	1	0	1	2											
Brandon Larson, R (1,5) OBP: 0.222, SLG: 0.222		K			G6-3			K	1-3 2-H 1B	3	0	0	0	0	2	2											
Barry Larkin, R (8,PH) OBP: 0.301, SLG: 0.372					K			K	1-3 2-H 1B	2	0	1	1	0	1	2											
Reggie Taylor, L (1,8) OBP: 0.284, SLG: 0.382		1-3 2-H 1B			G4-3			HR IBB	G4-3	4	1	1	1	1	0	2											
Jason LaRue, R (1,2) OBP: 0.315, SLG: 0.360		K			K			G6-3 HBP	HR	3	1	1	4	0	2	2											
Jimmy Haynes, R (1,1) OBP: 0.222, SLG: 0.278		F8			G6-3			G6-3	1B	2	0	0	0	0	0	2											
Raul Gonzalez, R (7,PH) OBP: 0.300, SLG: 0.263								G6-3		1	0	0	0	0	0	1											
Scott Sullivan, R (7,1) OBP: 0.333, SLG: 0.333								G6-3		1	0	1	0	0	0	0											
Danny Graves, R (8,1) OBP: 0.315, SLG: 0.360								G6-3		0	0	0	0	0	0	0											
Inning Stats	R: 0 E: 0 K: 1 S: 9	H: 1 LOB: 0 BB: 15	R: 1 E: 0 K: 2 S: 18	H: 3 LOB: 2 BB: 29	R: 0 E: 0 K: 2 S: 11	H: 2 LOB: 0 BB: 21	R: 0 E: 0 K: 2 S: 8	H: 0 LOB: 0 BB: 14	R: 0 E: 0 K: 0 S: 8	H: 0 LOB: 1 BB: 2	R: 0 E: 0 K: 0 S: 5	H: 0 LOB: 0 BB: 9	R: 0 E: 0 K: 0 S: 5	H: 0 LOB: 1 BB: 8	R: 5 E: 0 K: 2 S: 16	H: 3 LOB: 1 BB: 32	R: 1 E: 0 K: 1 S: 13	H: 3 LOB: 2 BB: 21	1B: 9 2B: 2 3B: 0 HR: 1	SF: 0 SAC: 0 DP: 1 HBP: 1	WP: 0 PB: 0 SB: 1 CS: 1	PA: 44					
PITCHER	IP	WLS	BF	H	R	ER	SO	BB	IBB	HBP	BLK	WP	HR	S	P	ERA	WHIP										
Kip Wells, R (1,1) ERA: 3.38	5.0		21	6	1	1	7	2	0	0	0	0	0	54	98	1.80	1.600										
Sean Lowe, R (8,1) ERA: 4.94	1.2	H	6	0	0	0	0	0	0	1	0	0	0	9	15	0.00	0.000										
Scott Sauerbeck, L (7,1) ERA: 2.43	0.1	H	1	0	0	0	0	0	0	0	0	0	0	1	2	0.00	0.000										
Brian Boehringer, R (8,1) ERA: 3.14	0.2	L	8	3	5	5	2	2	1	0	0	0	1	14	30	67.50	7.500										
Ron Villone, L (8,1) ERA: 5.98	0.1		1	0	0	0	0	0	0	0	0	0	0	2	2	0.00	0.000										
PITCHER	IP	WLS	BF	H	R	ER	SO	BB	IBB	HBP	BLK	WP	HR	S	P	ERA	WHIP	1B	2B	3B	HR	SF	SAC	DP	HBP	WP	PA
Mike Lincoln, R (9,1) ERA: 2.33	1.0		6	3	1	1	1	0	0	0	0	0	0	13	21	9.00	3.000	9	0	0	0	0	0	0	0	0	44

Cincinnati Reds @ Pittsburgh Pirates
PNC Park, Pittsburgh, PA
Thu Jul 18 2002, 7:05 PM EDT
Att: 21,625 - Overcast - 77 F

AB 37
R 7
H 12
RBI 7
BB 5
SO 10
LOB 21



Batter	1	2	3	4	5	6	7	8	9	AB	R	H	RBI	BB	SO	LOB	BOTTOM								
18 Jason Kendall, R (1,2) OBP: 0.391, SLG: 0.360	G4-3		FC6-4 2B		2 2B BB				FC5-4 1B	3	1	1	0	2	0	0									
2 Jack Wilson, R (1,6) OBP: 0.332, SLG: 0.354	G4-3		FC6-4 1-2		1-H 2-H 2B			F8	FC5-4 1B	5	0	1	2	0	0	2									
Brian Giles, L (1,7) OBP: 0.436, SLG: 0.631			K		IBB			F8	G6-3 1B	3	0	1	0	2	1	1									
Aramis Ramirez, R (1,5) OBP: 0.261, SLG: 0.335	K				G6-3			1B 1B	G6-3	5	1	1	0	0	1	5									
Rob Mackowiak, L (1,9) OBP: 0.297, SLG: 0.434			G6-3		K			1B 1B	G3-1	5	1	1	0	0	1	2									
Kevin Young, R (1,3) OBP: 0.318, SLG: 0.442			1B L5 BB		P6			1B HBP 1B		3	1	1	1	1	0	0									
Adam Hyzdu, R (1,8) OBP: 0.306, SLG: 0.409								1B FC5-4 1B		3	0	2	0	0	0	0									
Scott Sauerbeck, R (7,1) ERA: 4.94								1B HBP 1B		0	0	0	0	0	0	0									
Brian Boehringer, S (8,1) ERA: 3.14								1B HBP 1B		0	0	0	0	0	0	0									
Ron Villone, L (8,1) ERA: 5.98								1B HBP 1B		0	0	0	0	0	0	0									
Craig Wilson, R (8,PH) OBP: 0.274, SLG: 0.357								1B HBP 1B		0	0	0	0	0	0	0									
Craig Wilson, R (8,PH) OBP: 0.337, SLG: 0.408								1B HBP 1B		0	0	0	0	0	0	0									
Pokey Reese, R (1,4) OBP: 0.307, SLG: 0.327		L5			F7			G4-3	1B	4	0	1	2	0	0	3									
Kip Wells, R (1,1) OBP: 0.175, SLG: 0.250								1B HBP 1B		1	0	0	0	0	1	0									
Abraham Nunez, S (5,PH) OBP: 0.297, SLG: 0.309								1B HBP 1B		1	1	0	0	0	0	1									
Sean Lowe, R (6,1) OBP: 0.077, SLG: 0.077								1B HBP 1B		0	0	0	0	0	0	0									
Chad Hermansen, R (7,8) OBP: 0.286, SLG: 0.402								1B HBP 1B		2	0	0	0	0	1	2									
Mike Lincoln, R (9,1) ERA: 2.77								1B HBP 1B		0	0	0	0	0	0	0									
Inning Stats	R: 0 E: 0 K: 1 S: 11	H: 0 LOB: 1 BB: 1	R: 0 E: 0 K: 0 S: 7	H: 1 LOB: 1 BB: 1	R: 0 E: 0 K: 2 S: 10	H: 0 LOB: 1 BB: 1	R: 0 E: 0 K: 1 S: 7	H: 0 LOB: 0 BB: 8	R: 2 E: 0 K: 0 S: 14	H: 2 LOB: 2 BB: 2	R: 0 E: 0 K: 0 S: 10	H: 0 LOB: 0 BB: 16	R: 0 E: 0 K: 1 S: 8	H: 0 LOB: 0 BB: 11	R: 3 E: 0 K: 0 S: 16	H: 4 LOB: 2 BB: 27	R: 0 E: 0 K: 0 S: 13	H: 2 LOB: 2 BB: 15	1B: 8 2B: 2 3B: 0 HR: 0	SF: 0 SAC: 0 DP: 1 HBP: 1	WP: 0 PB: 1 SB: 0 CS: 0	PA: 41			
PITCHER	IP	WLS	BF	H	R	ER	SO	BB	IBB	HBP	BLK	WP	HR	S	P	ERA	WHIP								
Jimmy Haynes, R (1,1) ERA: 4.21	6.0		25	4	2	2	4	4	1	0	0	0	0	21	32	16.20	1.800								
Scott Sullivan, R (7,1) ERA: 4.81	1.2	W	9	3	3	3	1	0	0	1	0	0	0	0	0	0	0								
Danny Graves, R (8,1) ERA: 2.77	1.1	S	7	3	0	0	0	0	0	0	0	0	0	16	21	0.00	2.250								

Cincinnati Reds @ Pittsburgh Pirates
PNC Park, Pittsburgh, PA
Thu Jul 18 2002, 7:05 PM EDT
Att: 21,625 - Overcast - 77 F

AB 35
R 5
H 9
RBI 5
BB 5
SO 5
LOB 16



Batter	1	2	3	4	5	6	7	8	9	AB	R	H	RBI	BB	SO	LOB	TOP		
Roberto Alomar, S (1.4) OBP: 0.339, SLG: 0.393	F8		F8		F8		HR		K	5	1	2	2	0	1	0	New York Mets @ Cincinnati Reds Cinergy Field, Cincinnati, OH Fri Jul 19, 2002, 7:10 PM EDT Att: 28,213 - Cloudy - 75 F		
Timo Perez, L (1.7) OBP: 0.331, SLG: 0.459	F8		P4		P5		31 1B		G4-3	5	0	1	0	0	0	1			
31 Mike Piazza, R (1.2) OBP: 0.388, SLG: 0.567	F9				G5-3				K	4	1	1	1	0	1	1			
Mo Vaughn, L (1.3) OBP: 0.345, SLG: 0.422		K			K				G6-3	4	0	0	0	0	2	0			
Edgardo Alfonzo, R (1.5) OBP: 0.412, SLG: 0.456	F8				HR				G5-3	4	1	2	1	0	0	0			
Jeremy Burnitz, L (1.9) OBP: 0.318, SLG: 0.338		K2-3			G3 1B HBP				1B BB	2	0	0	0	1	2	1			
Jay Payton, R (1.8) OBP: 0.332, SLG: 0.417					2B 1B				1B	4	0	3	0	0	1	1			
Rey Ordóñez, R (1.6) OBP: 0.260, SLG: 0.317			G4-3 2B		G3				F8 F9	4	1	1	0	0	0	4			
Pedro Astacio, R (1.1) OBP: 0.163, SLG: 0.167			G4-3		G4-3				G4-3	3	0	0	0	0	1	3			
Mark Guthrie, R (8.1)										0	0	0	0	0	0	0			
Scott Strickland, R (8.1)										0	0	0	0	0	0	0			
Roger Cedeno, S (9. PH)										1	0	0	0	0	0	0			
Armando Benítez, R (9.1)										0	0	0	0	0	0	0			
Inning Stats	R: 0 E: 0 K: 0 S: 8	H: 0 LOB: 0 BB: 0 P: 11	R: 0 E: 0 K: 2 S: 7	H: 0 LOB: 0 BB: 0 P: 12	R: 1 E: 0 K: 0 S: 11	H: 3 LOB: 1 BB: 0 P: 16	R: 2 E: 0 K: 1 S: 16	H: 3 LOB: 2 BB: 0 P: 27	R: 0 E: 0 K: 2 S: 17	H: 1 LOB: 1 BB: 0 P: 27	R: 1 E: 0 K: 2 S: 14	H: 2 LOB: 1 BB: 0 P: 19	R: 0 E: 0 K: 0 S: 10	H: 1 LOB: 2 BB: 1 P: 19	R: 0 E: 0 K: 1 S: 8	H: 0 LOB: 0 BB: 0 P: 10	1B: 4 2B: 3 3B: 0 HR: 3	SF: 0 SAC: 0 DP: 0 HBP: 1	WP: 0 PA: 38 PB: 0 SB: 1 CS: 0
PITCHER	IP WLS BF H R ER SO BB IBB HBP BLK WP HR S P ERA WHIP	IP WLS BF H R ER SO BB IBB HBP BLK WP HR S P ERA WHIP	IP WLS BF H R ER SO BB IBB HBP BLK WP HR S P ERA WHIP	IP WLS BF H R ER SO BB IBB HBP BLK WP HR S P ERA WHIP	IP WLS BF H R ER SO BB IBB HBP BLK WP HR S P ERA WHIP	IP WLS BF H R ER SO BB IBB HBP BLK WP HR S P ERA WHIP	IP WLS BF H R ER SO BB IBB HBP BLK WP HR S P ERA WHIP	IP WLS BF H R ER SO BB IBB HBP BLK WP HR S P ERA WHIP	IP WLS BF H R ER SO BB IBB HBP BLK WP HR S P ERA WHIP	IP WLS BF H R ER SO BB IBB HBP BLK WP HR S P ERA WHIP	IP WLS BF H R ER SO BB IBB HBP BLK WP HR S P ERA WHIP	IP WLS BF H R ER SO BB IBB HBP BLK WP HR S P ERA WHIP	IP WLS BF H R ER SO BB IBB HBP BLK WP HR S P ERA WHIP	IP WLS BF H R ER SO BB IBB HBP BLK WP HR S P ERA WHIP	IP WLS BF H R ER SO BB IBB HBP BLK WP HR S P ERA WHIP	IP WLS BF H R ER SO BB IBB HBP BLK WP HR S P ERA WHIP	IP WLS BF H R ER SO BB IBB HBP BLK WP HR S P ERA WHIP		

AB	36
R	4
H	10
RBI	4
BB	1
SO	8
LOB	11



Batter	1	2	3	4	5	6	7	8	9	AB	R	H	RBI	BB	SO	LOB	BOTTOM				
Todd Walker, L (1.4) OBP: 0.339, SLG: 0.396	F7		K		F7-6-4 BB 1-2		F7		K	4	0	0	0	1	2	3	New York Mets @ Cincinnati Reds Cinergy Field, Cincinnati, OH Fri Jul 19, 2002, 7:10 PM EDT Att: 28,213 - Cloudy - 75 F				
Barry Larkin, R (1.6) OBP: 0.303, SLG: 0.373	G4-3 HBP		2H 2B		F9		K2-3		K	4	0	1	1	0	2	2					
Adam Dunn, L (1.7) OBP: 0.446, SLG: 0.519	G4-3		4-0 BB		2-3 BB		P6			2	0	0	0	2	0	1					
Austin Kearns, R (1.9) OBP: 0.378, SLG: 0.455	K		F9		F7-6-4		P3			4	0	0	0	0	1	6					
Russell Branyan, L (1.5) OBP: 0.310, SLG: 0.416		K					HR		S 1B	3	1	1	1	0	2	0					
Aaron Boone, R (8. PH) OBP: 0.317, SLG: 0.412										1	0	1	0	0	0	0					
Sean Casey, L (1.3) OBP: 0.342, SLG: 0.367	G3		L8		L7		K			4	0	0	0	0	1	1					
Kelly Stinnett, R (1.2) OBP: 0.333, SLG: 0.250	K		1B		1B		BB 1B		F8	4	0	2	0	0	1	1					
Reggie Taylor, L (1.8) OBP: 0.265, SLG: 0.381			0-0 SH1-4 2B		L3		K		P3	3	1	1	0	0	1	2					
Brandon Larson, R (8. PH) OBP: 0.200, SLG: 0.200							K			1	0	0	0	0	0	1					
Jared Fernandez, R (1.1) OBP: 0.400, SLG: 0.400			0-0 SH1-4		F9 BB		BB		K	0	0	0	0	0	0	0					
Brady Clark, R (5. PH) OBP: 0.292, SLG: 0.237										1	0	1	0	0	0	0					
Jose Rijo, R (8.1) OBP: 0.252, SLG: 0.252										0	0	0	0	0	0	0					
Raul Gonzalez, R (6. PH) OBP: 0.357, SLG: 0.357										0	0	0	0	1	0	0					
Bruce Chen, L (7.1) OBP: 0.357, SLG: 0.429										0	0	0	0	0	0	0					
Scott Williamson, R (7.1) OBP: 0.357, SLG: 0.357										0	0	0	0	0	0	0					
Jason LaRue, R (9. PH) OBP: 0.314, SLG: 0.358					1-2 BB		BB			1	0	0	0	0	1	0					
Inning Stats	R: 0 E: 0 K: 1 S: 10	H: 0 LOB: 1 BB: 0 P: 17	R: 0 E: 0 K: 2 S: 9	H: 0 LOB: 0 BB: 0 P: 12	R: 1 E: 0 K: 1 S: 9	H: 2 LOB: 2 BB: 1 P: 17	R: 0 E: 0 K: 1 S: 8	H: 1 LOB: 1 BB: 0 P: 12	R: 0 E: 0 K: 0 S: 8	H: 1 LOB: 2 BB: 2 P: 19	R: 1 E: 0 K: 1 S: 9	H: 2 LOB: 2 BB: 1 P: 14	R: 0 E: 0 K: 1 S: 10	H: 0 LOB: 0 BB: 0 P: 15	R: 0 E: 0 K: 1 S: 10	H: 1 LOB: 1 BB: 0 P: 12	R: 0 E: 0 K: 3 S: 10	H: 0 LOB: 0 BB: 0 P: 15	1B: 5 2B: 2 3B: 0 HR: 1	SF: 0 SAC: 1 DP: 1 HBP: 1	WP: 0 PA: 38 PB: 0 SB: 1 CS: 0
PITCHER	IP WLS BF H R ER SO BB IBB HBP BLK WP HR S P ERA WHIP	IP WLS BF H R ER SO BB IBB HBP BLK WP HR S P ERA WHIP	IP WLS BF H R ER SO BB IBB HBP BLK WP HR S P ERA WHIP	IP WLS BF H R ER SO BB IBB HBP BLK WP HR S P ERA WHIP	IP WLS BF H R ER SO BB IBB HBP BLK WP HR S P ERA WHIP	IP WLS BF H R ER SO BB IBB HBP BLK WP HR S P ERA WHIP	IP WLS BF H R ER SO BB IBB HBP BLK WP HR S P ERA WHIP	IP WLS BF H R ER SO BB IBB HBP BLK WP HR S P ERA WHIP	IP WLS BF H R ER SO BB IBB HBP BLK WP HR S P ERA WHIP	IP WLS BF H R ER SO BB IBB HBP BLK WP HR S P ERA WHIP	IP WLS BF H R ER SO BB IBB HBP BLK WP HR S P ERA WHIP	IP WLS BF H R ER SO BB IBB HBP BLK WP HR S P ERA WHIP	IP WLS BF H R ER SO BB IBB HBP BLK WP HR S P ERA WHIP	IP WLS BF H R ER SO BB IBB HBP BLK WP HR S P ERA WHIP	IP WLS BF H R ER SO BB IBB HBP BLK WP HR S P ERA WHIP	IP WLS BF H R ER SO BB IBB HBP BLK WP HR S P ERA WHIP	IP WLS BF H R ER SO BB IBB HBP BLK WP HR S P ERA WHIP				

AB	32
R	2
H	7
RBI	2
BB	4
SO	11
LOB	17



Batter	1	2	3	4	5	6	7	8	9	AB	R	H	RBI	BB	SO	LOB	TOP											
18 Jason Kendall, R OBP: 0.354, SLG: 0.361	4-0 FC4-6 BB		3-2 G1-6-3 1B			1-2 G6-3		2-3 K		3	0	1	0	1	1	0	Pittsburgh Pirates @ Cincinnati Reds Cinergy Field, Cincinnati, OH Tue Jul 23 2002, 7:10 PM EDT Att: 19,884 - Cloudy - 74 F											
2 Jack Wilson, R OBP: 0.331, SLG: 0.364	1-1 F9		3-2 G1-6-3 1-2			3-2 HR		3-2 G4-3		4	1	1	1	0	0	2												
Brian Giles, L OBP: 0.438, SLG: 0.633	1-1 FC4-6 1-2			3-2 F7		3-2 G3			0-0 F8	4	0	0	0	0	0	1												
Aramis Ramirez, R OBP: 0.263, SLG: 0.340	1-0 G4-3			4-2 BB		0-2 G6-3			2-1 1B 2B	3	0	1	0	1	0	1												
Rob Mackowiak, L OBP: 0.303, SLG: 0.445		0-2 L9		1-3 K			0-0 G6-4-3 1B		0-0 G5-4-3 1B	4	0	2	0	0	1	1												
Kevin Young, R OBP: 0.325, SLG: 0.436	1-1 CS 1B		1-2 F8			1-0 G6-4-3 1-2			0-0 G5-4-3 1-2	4	0	1	0	0	0	4												
Adam Hyzdu, R OBP: 0.444, SLG: 0.762	4-2 BB			2-3 K			2-1 HR			2	1	1	1	1	1	0												
Pokey Reese, R OBP: 0.310, SLG: 0.332	3-2 P6			1-0 G4-3			2-1 L8			3	0	0	0	0	0	1												
Kip Wells, R OBP: 0.167, SLG: 0.238			0-1 G6-3			1-1 G4-3			0-1 L7	2	0	0	0	0	0	0												
Sean Lowe, R OBP: 0.077, SLG: 0.077										0	0	0	0	0	0	0												
Abraham Nunez, S OBP: 0.333, SLG: 0.325										1	0	0	0	0	0	0												
Josias Manzanillo, R OBP: 0.310, SLG: 0.332										0	0	0	0	0	0	0												
Inning Stats	R: 0 E: 0 K: 0 S: 5	H: 0 LOB: 1 BB: 1 P: 12	R: 0 E: 0 K: 0 S: 10	H: 1 LOB: 1 BB: 1 P: 18	R: 0 E: 0 K: 0 S: 10	H: 1 LOB: 0 BB: 0 P: 16	R: 0 E: 0 K: 1 S: 16	H: 0 LOB: 1 BB: 1 P: 25	R: 0 E: 0 K: 1 S: 6	H: 0 LOB: 0 BB: 0 P: 10	R: 1 E: 0 K: 0 S: 15	H: 1 LOB: 0 BB: 0 P: 22	R: 1 E: 0 K: 0 S: 6	H: 2 LOB: 0 BB: 0 P: 11	R: 0 E: 0 K: 1 S: 9	H: 0 LOB: 0 BB: 0 P: 14	R: 0 E: 0 K: 0 S: 5	H: 2 LOB: 1 BB: 0 P: 7	1B: 4 2B: 1 3B: 0 HR: 2	SF: 0 SAC: 0 DP: 3 HBP: 0	WP: 0 PB: 0 SB: 0 CS: 1	PA: 33						
PITCHER	IP	WLS	BF	H	R	ER	SO	BB	IBB	HBP	BLK	WP	HR	S	P	ERA	WHIP											
Jimmy Haynes, R ERA: 4.08	(1, 1)	6.0	W	22	3	1	1	2	3	0	0	0	0	1	62	103	1.50	1.000										
Scott Sullivan, R ERA: 4.57	(7, 1)	2.0		7	2	1	1	1	0	0	0	0	0	1	15	25	4.50	1.000										
Chris Reitsma, R ERA: 3.47	(9, 1)	1.0		4	2	0	0	0	0	0	0	0	0	0	5	7	0.00	2.000										

AB 30
R 2
H 7
RBI 2
BB 3
SO 3
LOB 10



Batter	1	2	3	4	5	6	7	8	9	AB	R	H	RBI	BB	SO	LOB	BOTTOM											
Todd Walker, L OBP: 0.337, SLG: 0.397	1-1 2B 1B	1-3 K		2-3 K		0-1 F9	2-3 K2-3			5	1	1	0	0	3	3	Pittsburgh Pirates @ Cincinnati Reds Cinergy Field, Cincinnati, OH Tue Jul 23 2002, 7:10 PM EDT Att: 19,884 - Cloudy - 74 F											
Aaron Boone, R OBP: 0.322, SLG: 0.415	2-3 K		1-1 G6-3		2-2 G6-3	4-2 1B SF9 BB	0-0 G4-3			4	1	0	0	1	1	2												
Adam Dunn, L OBP: 0.452, SLG: 0.543	1-0 1B 2B		4-1 FC6-4 BB		1-1 2B	3-2 1B 1B		4-2 2B BB		3	3	3	0	2	0	0												
Ken Griffey Jr., L OBP: 0.375, SLG: 0.385	4-0 1B IBB		2-2 F7		4-0 2B IBB	4-2 1B BB		2-2 2B 2B		1	0	0	0	3	0	1												
Scott Sullivan, R OBP: 0.333, SLG: 0.333										0	0	0	0	0	0	0												
Brady Clark, R OBP: 0.260, SLG: 0.261								1-1 2B		1	1	1	1	0	0	0												
Austin Kearns, R OBP: 0.377, SLG: 0.458	3-2 1B		0-0 FC6-4 1-2 2-3 2-H		2-2 2B	3-2 SF9		0-0 2B		4	0	3	4	0	0	1												
Russell Branyan, L OBP: 0.314, SLG: 0.416	1-2 2-3 2-H		1-2 2-3 2-H		1-3 2-H 2B	3-H 2B		0-2 2B		5	0	2	1	0	1	5												
Juan Castro, R OBP: 0.219, SLG: 0.172	2-3 K			0-0 G4-3	2-1 L9	2-2 1B		0-2 G5-4-3 1B		0	0	0	0	0	0	0												
Barry Larkin, R OBP: 0.305, SLG: 0.381	0-0 F9			4-2 G6-3 1B BB	4-0 IBB	1-3 K		2-2 F8		3	0	0	0	2	1	7												
Chris Reitsma, R OBP: 0.115, SLG: 0.080										0	0	0	0	0	0	0												
Jason LaRue, R OBP: 0.312, SLG: 0.351		1-0 G6-3		2-2 G6-3 1B	1-3 K		2-2 E3 SH1-4	1-1 G5-4-3		5	0	1	0	0	1	5												
Jimmy Haynes, R OBP: 0.211, SLG: 0.263		2-1 F8		0-2 G6-3			0-0 SH1-4			2	0	0	0	0	0	2												
Reggie Taylor, L OBP: 0.274, SLG: 0.434				1-2 2-3			1-2 HR			1	1	1	1	0	0	0												
Inning Stats	R: 1 E: 0 K: 2 S: 15	H: 3 LOB: 3 BB: 1 P: 28	R: 0 E: 0 K: 1 S: 8	H: 0 LOB: 0 BB: 0 P: 12	R: 0 E: 0 K: 0 S: 8	H: 0 LOB: 1 BB: 1 P: 15	R: 0 E: 0 K: 1 S: 13	H: 1 LOB: 2 BB: 1 P: 21	R: 1 E: 0 K: 1 S: 17	H: 2 LOB: 3 BB: 2 P: 33	R: 3 E: 0 K: 1 S: 24	H: 3 LOB: 2 BB: 2 P: 41	R: 0 E: 1 K: 1 S: 11	H: 0 LOB: 1 BB: 0 P: 16	R: 2 E: 0 K: 0 S: 16	H: 3 LOB: 1 BB: 1 P: 24	R: 0 E: 0 K: 0 S: 5	H: 0 LOB: 0 BB: 0 P: 7	1B: 6 2B: 5 3B: 0 HR: 1	SF: 1 SAC: 1 DP: 1 HBP: 0	WP: 0 PB: 0 SB: 0 CS: 0	PA: 44						
PITCHER	IP	WLS	BF	H	R	ER	SO	BB	IBB	HBP	BLK	WP	HR	S	P	ERA	WHIP											
Kip Wells, R ERA: 3.38	(1, 1)	5.0	L	26	6	2	2	5	2	3	0	0	0	0	61	109	3.60	1.600										
Sean Lowe, R ERA: 5.0	(6, 1)	2.0		12	3	3	3	2	2	0	0	0	0	1	35	57	13.50	2.500										
Josias Manzanillo, R ERA: 12.6	(8, 1)	1.0		6	3	2	2	0	1	0	0	0	0	0	16	24	18.00	4.000										


AB 34
R 7
H 12
RBI 7
BB 8
SO 7
LOB 26



Batter	1	2	3	4	5	6	7	8	9	AB	R	H	RBI	BB	SO	LOB	TOP								
Todd Walker, L (1,4) OBP: 0.335, SLG: 0.402	1-1 F9		0-0 F7		0-0 F7		2-2 G5-3			4	0	0	0	0	0	1									
Aaron Boone, R (1,5) OBP: 0.322, SLG: 0.410	0-1 F8		0-2 G6-3			2-2 1B E	0-1 G4-3			4	1	1	0	0	0	0									
Adam Dunn, L (1,3) OBP: 0.450, SLG: 0.545	3-2 1B		2-3 K			0-0 F8		1-2 P6		4	0	1	0	0	1	1									
Ken Griffey Jr., L (1,8) OBP: 0.380, SLG: 0.383	1-3 K			1-0 F8		2-1 1B E		1-1 CS HBP		3	1	1	0	0	1	1									
Austin Kearns, R (1,9) OBP: 0.379, SLG: 0.453		0-2 F9		3-2 G6-3		1-1 E7		1-2 L8		4	0	1	1	0	0	1									
Russell Branyan, L (1,7) OBP: 0.316, SLG: 0.411		4-2 1B BB		2-3 K		1-3 2-H 1B		0-1 CS	0-3 K	2	0	0	0	2	2	0									
Barry Larkin, R (1,6) Juan Castro, R (5, PH) OBP: 0.194, SLG: 0.156		3-2 1B			0-0 G5-3	1-0 SF7			0-0 G2-3	1	0	1	0	0	0	0									
Jason LaRue, R (1,2) OBP: 0.307, SLG: 0.345		1-2 F9			1-1 G6-3	3-H 2-3 K			0-1 G5-3	4	0	0	0	0	1	4									
Elmer Dessens, R (1,1) Bruce Chen, L (7,1) John Riedling, R (8,1)		1-3 K			3-2 1B					3	0	1	0	0	1	2									
										0	0	0	0	0	0	0									
										0	0	0	0	0	0	0									
Inning Stats	R: 0 E: 0 K: 1 S: 10	H: 1 LOB: 1 BB: 0 P: 15	R: 0 E: 0 K: 1 S: 14	H: 1 LOB: 2 BB: 1 P: 23	R: 0 E: 0 K: 1 S: 7	H: 0 LOB: 0 BB: 0 P: 9	R: 0 E: 0 K: 1 S: 7	H: 0 LOB: 0 BB: 0 P: 13	R: 0 E: 0 K: 0 S: 7	H: 1 LOB: 1 BB: 0 P: 11	R: 2 E: 1 K: 1 S: 12	H: 3 LOB: 2 BB: 1 P: 24	R: 0 E: 0 K: 0 S: 6	H: 0 LOB: 0 BB: 0 P: 8	R: 0 E: 0 K: 0 S: 8	H: 0 LOB: 0 BB: 0 P: 11	R: 0 E: 0 K: 1 S: 6	H: 0 LOB: 0 BB: 0 P: 6	1B: 6 2B: 0 3B: 0 HR: 0	SF: 1 SAC: 0 DP: 0 HBP: 1	WP: 0 PB: 0 SB: 0 CS: 1	PA: 36			
PITCHER	IP	WLS	BF	H	R	ER	SO	BB	IBB	HBP	BLK	WP	HR	S	P	ERA	WHIP								
Pedro Astacio, R (1,1) ERA: 3.08	7.0		29	6	2	2	5	1	1	0	0	0	0	63	103	2.57	1.000								
Mark Guthrie, L (8,1) ERA: 1.06	2.0	W	6	0	0	0	1	0	0	1	0	0	0	14	17	0.00	0.000								

Cincinnati Reds @ New York Mets
Shea Stadium, Flushing, NY
Fri Jul 26 2002, 7:10 PM EDT
Att: 46,466 - Cloudy - 70 F


AB	31
R	2
H	6
RBI	2
BB	2
SO	6
LOB	10



Batter	1	2	3	4	5	6	7	8	9	AB	R	H	RBI	BB	SO	LOB	BOTTOM							
Roberto Alomar, S (1,4) OBP: 0.346, SLG: 0.401	2-1 31 BB E G5-2-3 1B			1-0 1B			1-1 S PB 1B		4-0 FC6-4 IBB	3	0	3	1	2	0	0								
Timo Perez, L (1,7) OBP: 0.324, SLG: 0.448	1-2 E3 G5-2-3 31 BB HBP	0-0 F7		0-1 P6-4			3-1 F9		1-0 FC6-4 31 DI 1B	5	1	0	0	0	0	7								
31 Mike Piazza, R (1,2) OBP: 0.386, SLG: 0.565	4-2 HBP G5-2-3 1B 2-3 BB		1-1 L9		0-1 G6-3		4-0 IBB		4-2 1B BB	2	0	0	0	3	0	0								
Mo Vaughn, L (1,3) OBP: 0.347, SLG: 0.447	1-1 G5-2-3		0-1 1B		0-3 K		1-3 K		0-0 1B	5	0	2	1	0	2	5								
Edgardo Alfonzo, R (1,5) OBP: 0.408, SLG: 0.455	4-2 HBP BB		1-2 F7		2-1 G4-3			2-2 G6-3		3	0	0	0	1	0	1								
Jeromy Burnitz, L (1,9) OBP: 0.313, SLG: 0.324	2-2 HBP		2-0 F5			0-3 K		4-1 G6-4-3 BB		2	0	0	1	1	1	1								
Jay Payton, R (1,8) OBP: 0.339, SLG: 0.421	1-1 G1-3			3-1 1B 1B		1-2 G3-1		1-0 G6-4-3		4	1	1	0	0	0	4								
Rey Ordonez, R (1,6) OBP: 0.259, SLG: 0.312		1-3 K		1-0 L7		0-1 G5-3			1-1 FC6-4 SH3-4 1B	4	1	1	0	0	1	1								
Pedro Astacio, R (1,1) ERA: 2.68 Roger Cedeno, S (7, PH) Mark Guthrie, R (8,1) Marco Scutaro, R (8, PH) OBP: 0.333, SLG: 1.000		2-2 G4-3		0-1 P6-4 1B			2-2 G4-3		0-0 SH3-4	2	0	1	0	0	0	0								
										0	0	0	0	0	0	0								
										0	0	0	0	0	0	0								
Inning Stats	R: 1 E: 1 K: 0 S: 18	H: 1 LOB: 3 BB: 2 P: 32	R: 0 E: 0 K: 1 S: 10	H: 0 LOB: 1 BB: 1 P: 17	R: 0 E: 0 K: 0 S: 9	H: 1 LOB: 1 BB: 0 P: 13	R: 1 E: 0 K: 0 S: 8	H: 3 LOB: 1 BB: 0 P: 13	R: 0 E: 0 K: 1 S: 7	H: 0 LOB: 0 BB: 0 P: 9	R: 0 E: 0 K: 1 S: 9	H: 0 LOB: 0 BB: 0 P: 10	R: 0 E: 0 K: 1 S: 11	H: 1 LOB: 2 BB: 1 P: 22	R: 0 E: 0 K: 0 S: 5	H: 0 LOB: 0 BB: 1 P: 12	R: 1 E: 0 K: 0 S: 8	H: 2 LOB: 3 BB: 2 P: 18	1B: 8 2B: 2 3B: 0 HR: 0	SF: 0 SAC: 1 DP: 3 HBP: 1	WP: 0 PB: 1 SB: 1 CS: 0	PA: 40		
PITCHER	IP	WLS	BF	H	R	ER	SO	BB	IBB	HBP	BLK	WP	HR	S	P	ERA	WHIP							
Elmer Dessens, R (1,1) ERA: 2.68	6.2		30	6	2	1	3	3	1	1	0	0	0	69	112	1.35	1.350							
Bruce Chen, L (7,1) ERA: 5.71	0.1	L	9	2	1	1	0	2	1	0	0	0	0	3	4	0.00	0.000							
John Riedling, R (8,1) ERA: 2.49	1.2	L	9	2	1	1	0	2	1	0	0	0	0	13	30	5.40	2.400							

Cincinnati Reds @ New York Mets
Shea Stadium, Flushing, NY
Fri Jul 26 2002, 7:10 PM EDT
Att: 46,466 - Cloudy - 70 F

AB	31
R	3
H	8
RBI	3
BB	7
SO	4
LOB	19




Batter	1	2	3	4	5	6	7	8	9	10	11	AB	R	H	RBI	BB	SO	LOB	TOP	
Brady Clark, R OBP: 0.271, SLG: 0.245 Danny Graves, R (10, 1)	F2		G5-3			F8		F8		G4-3	G6-3	5	0	0	0	0	0	0		
Aaron Boone, R OBP: 0.323, SLG: 0.415	G5-3		G2-3			K		E9				5	0	2	0	0	1	0		
Adam Dunn, L OBP: 0.452, SLG: 0.552						K		K				3	1	1	1	2	2	1		
Ken Griffey Jr., L OBP: 0.381, SLG: 0.376	L9					HR						4	0	1	0	1	0	3		
Austin Kearns, R OBP: 0.380, SLG: 0.456												5	1	2	0	0	1	2		
Brandon Larson, R OBP: 0.429, SLG: 0.680												5	0	1	0	0	1	3		
Kelly Stintett, R OBP: 0.391, SLG: 0.550												4	0	0	0	1	4	1		
Juan Castro, R OBP: 0.200, SLG: 0.167 Todd Walker, L OBP: 0.337, SLG: 0.404												4	0	1	0	0	2	0		
Jared Fernandez, R OBP: 0.255, SLG: 0.409 Russell Branyan, R OBP: 0.333, SLG: 0.333 Bruce Chen, L OBP: 0.337, SLG: 0.429 Reyes Taylor, L OBP: 0.275, SLG: 0.439												2	0	0	0	0	2	2		
Inning Stats	R: 0 E: 0 K: 0 S: 8	H: 0 LOB: 1 BB: 1 P: 16	R: 0 E: 0 K: 2 S: 15	H: 2 LOB: 2 BB: 0 P: 24	R: 0 E: 0 K: 1 S: 14	H: 0 LOB: 0 BB: 0 P: 20	R: 0 E: 0 K: 1 S: 9	H: 0 LOB: 0 BB: 0 P: 14	R: 0 E: 0 K: 3 S: 19	H: 3 LOB: 2 BB: 0 P: 31	R: 0 E: 0 K: 1 S: 9	H: 1 LOB: 2 BB: 1 P: 17	R: 0 E: 0 K: 1 S: 16	H: 1 LOB: 2 BB: 1 P: 24	R: 1 E: 1 K: 1 S: 24	H: 2 LOB: 2 BB: 1 P: 37	1B: 5 2B: 3 3B: 0 HR: 1	SF: 0 SAC: 0 DP: 0 HBP: 0	WP: 0 PB: 0 SB: 0 CS: 0	PA: 46
PITCHER	Al Leiter, L ERA: 3.2 Scott Strickland, R ERA: 3.99 David Weathers, R ERA: 2.47 Mark Guthrie, L ERA: 1.05 Armando Benitez, R ERA: 2.4	IP: 6.0 WLS: 24 BF: 24 H: 5 R: 1 ER: 1 SO: 8 BB: 1 IBB: 0 HBP: 0 BLK: 0 WP: 0 HR: 1 S: 74 ERA: 1.50 WHIP: 1.000	IP: 1.0 WLS: 3 BF: 0 H: 0 R: 0 ER: 0 SO: 3 BB: 0 IBB: 0 HBP: 0 BLK: 0 WP: 0 HR: 0 S: 11 ERA: 0.00 WHIP: 3.000	IP: 0.1 WLS: 2 BF: 1 H: 0 R: 0 ER: 0 SO: 0 BB: 0 IBB: 0 HBP: 0 BLK: 0 WP: 0 HR: 0 S: 4 ERA: 0.00 WHIP: 0.000	IP: 0.1 WLS: 2 BF: 1 H: 0 R: 0 ER: 0 SO: 1 BB: 1 IBB: 0 HBP: 0 BLK: 0 WP: 0 HR: 0 S: 26 ERA: 0.00 WHIP: 0.857	PITCHER	Mark Corey, R ERA: 3.38 Jaime Cerda, L ERA: 0.96	IP: 11.1 WLS: 3 BF: 1 H: 1 R: 0 ER: 0 SO: 0 BB: 0 IBB: 0 HBP: 0 BLK: 0 WP: 0 HR: 0 S: 12 ERA: 27.00 WHIP: 6.000												

Cincinnati Reds @ New York Mets
Shea Stadium, Flushing, NY
Sat Jul 27 2002, 1:15 PM EDT
Att: 46,998 - Cloudy - 68 F

livebaseballscorecards.com

AB 42
R 2
H 9
RBI 2
BB 4
SO 15
LOB 16




Batter	1	2	3	4	5	6	7	8	9	10	11	AB	R	H	RBI	BB	SO	LOB	BOTTOM	
Roberto Alomar, S OBP: 0.342, SLG: 0.397			FC4-6 SF8					G3			G6-3	5	1	0	0	0	1	1		
Roger Cedeno, S OBP: 0.301, SLG: 0.333	L1		SF8 31 PB BB								G6-3	4	0	1	0	1	1	0		
31 Mike Piazza, R OBP: 0.389, SLG: 0.564 Timo Perez, L OBP: 0.324, SLG: 0.448												4	0	2	0	1	0	0		
Mo Vaughn, L OBP: 0.343, SLG: 0.441												0	0	0	0	0	0	0		
Edgardo Alfonzo, R OBP: 0.406, SLG: 0.453												4	0	0	1	0	2	2		
Jerome Burnitz, L OBP: 0.310, SLG: 0.320												4	0	0	0	0	3	1		
Jay Payton, R OBP: 0.338, SLG: 0.419												4	0	1	0	0	0	1		
Rey Ordonez, R OBP: 0.255, SLG: 0.308												4	0	0	0	0	1	2		
Al Leiter, L Scott Strickland, R David Weathers, R Mark Guthrie, L Armando Benitez, R Jaime Cerda, L	IP: 6.0 WLS: 23 BF: 23 H: 2 R: 1 ER: 1 SO: 5 BB: 3 IBB: 0 HBP: 0 BLK: 0 WP: 0 HR: 0 S: 71 ERA: 1.50 WHIP: 0.833	IP: 2.0 WLS: 7 BF: 2 H: 2 R: 0 ER: 0 SO: 1 BB: 0 IBB: 0 HBP: 0 BLK: 0 WP: 0 HR: 0 S: 18 ERA: 4.43 WHIP: 1.000	IP: 1.0 WLS: 3 BF: 0 H: 0 R: 0 ER: 0 SO: 2 BB: 0 IBB: 0 HBP: 0 BLK: 0 WP: 0 HR: 0 S: 9 ERA: 0.00 WHIP: 0.000	IP: 2.0 WLS: 7 BF: 1 H: 0 R: 0 ER: 0 SO: 1 BB: 0 IBB: 0 HBP: 0 BLK: 0 WP: 0 HR: 0 S: 13 ERA: 0.00 WHIP: 0.500	PITCHER	Jared Fernandez, R ERA: 3.86 Scott Sullivan, R ERA: 4.43 Bruce Chen, L ERA: 5.61 Danny Graves, R ERA: 2.73	IP: 11.1 WLS: 3 BF: 1 H: 1 R: 0 ER: 0 SO: 0 BB: 0 IBB: 0 HBP: 0 BLK: 0 WP: 0 HR: 0 S: 12 ERA: 27.00 WHIP: 6.000													
Inning Stats	R: 0 E: 0 K: 2 S: 12	H: 1 LOB: 1 BB: 0 P: 19	R: 0 E: 0 K: 0 S: 12	H: 1 LOB: 1 BB: 0 P: 18	R: 1 E: 0 K: 1 S: 18	H: 0 LOB: 2 BB: 3 P: 36	R: 0 E: 0 K: 1 S: 13	H: 0 LOB: 0 BB: 0 P: 17	R: 0 E: 0 K: 1 S: 8	H: 1 LOB: 1 BB: 0 P: 12	R: 0 E: 0 K: 2 S: 10	H: 0 LOB: 0 BB: 0 P: 14	R: 0 E: 0 K: 1 S: 6	H: 0 LOB: 0 BB: 0 P: 8	R: 0 E: 0 K: 0 S: 7	H: 1 LOB: 1 BB: 0 P: 7	1B: 5 2B: 0 3B: 0 HR: 0	SF: 1 SAC: 0 DP: 0 HBP: 0	WP: 0 PB: 1 SB: 1 CS: 0	PA: 40

Cincinnati Reds @ New York Mets
Shea Stadium, Flushing, NY
Sat Jul 27 2002, 1:15 PM EDT
Att: 46,998 - Cloudy - 68 F

livebaseballscorecards.com

AB 36
R 1
H 5
RBI 1
BB 3
SO 9
LOB 10



Batter	1	2	3	4	5	6	7	8	9	AB	R	H	RBI	BB	SO	LOB	TOP			
Todd Walker, L (1,4) OBP: 0.336, SLG: 0.402	G4-3		G4-3	F7						4	0	1	0	0	0	2	<p>Cincinnati Reds @ New York Mets</p> <p>Shea Stadium, Flushing, NY</p> <p>Sun Jul 28 2002, 1:10 PM EDT</p> <p>Att: 37,391 - Cloudy - 81 F</p>			
Aaron Boone, R (1,6) OBP: 0.323, SLG: 0.412	P4		1B		F7		F8			3	0	0	0	1	0	1				
Adam Dunn, L (1,3) OBP: 0.450, SLG: 0.549	F8							F9		4	0	1	1	0	1	0				
Ken Griffey Jr., L (1,8) OBP: 0.385, SLG: 0.416		HR	F7		G1-3			1B		4	1	2	1	0	0	2				
Austin Kearns, R (1,9) OBP: 0.378, SLG: 0.453	K							G6-4-3		4	1	1	0	0	1	1				
Russell Branyan, L (1,7) OBP: 0.317, SLG: 0.426	G6-3								HR	4	2	2	1	0	0	0				
Brandon Larson, R (1,5) OBP: 0.406, SLG: 0.621	F7							F7		4	0	1	2	0	0	0				
Jason LaRue, R (1,2) OBP: 0.304, SLG: 0.340			E5		F8					3	1	0	0	0	1	1				
Reggie Taylor, L (9, PH) OBP: 0.273, SLG: 0.436			G4-3	SH1-4				K		1	0	0	0	0	1	0				
Jimmy Haynes, R (1,1) OBP: 0.295, SLG: 0.256										1	0	0	0	0	0	0				
Scott Williamson, R (7,1) OBP: 0.357, SLG: 0.429			SH1-4					F9		0	0	0	0	0	0	0				
Bruce Chen, L (8,1) OBP: 0.267, SLG: 0.241										1	0	0	0	0	0	0				
Brady Clark, R (9, PH) OBP: 0.267, SLG: 0.241										1	0	0	0	0	0	0				
Inning Stats	R: 0 E: 0 K: 0 S: 7	H: 0 LOB: 0 BB: 0 P: 9	R: 1 E: 0 K: 1 S: 16	H: 1 LOB: 0 BB: 0 P: 20	R: 1 E: 1 K: 0 S: 9	H: 1 LOB: 2 BB: 1 P: 15	R: 2 E: 0 K: 0 S: 12	H: 3 LOB: 1 BB: 0 P: 15	R: 0 E: 0 K: 0 S: 6	H: 0 LOB: 0 BB: 0 P: 10	R: 0 E: 0 K: 1 S: 7	H: 1 LOB: 0 BB: 0 P: 10	R: 0 E: 0 K: 0 S: 7	H: 1 LOB: 0 BB: 0 P: 10	R: 1 E: 0 K: 1 S: 6	H: 1 LOB: 0 BB: 0 P: 9	1B: 5 2B: 1 3B: 0 HR: 2	SF: 0 SAC: 2 DP: 1 HBP: 0	WP: 0 PB: 0 SB: 0 CS: 0	PA: 36
PITCHER	IP WLS BF H R ER SO BB IBB HBP BLK WP HR S P ERA WHIP																			
Steve Trachsel, R (1,1) ERA: 3.86	7.0 W 29 6 4 3 3 1 0 0 0 0 0 1 66 91 3.86 1.000																			
Jaime Cerda, L (8,1) ERA: 0.93	0.1 H 2 1 0 0 0 0 0 0 0 0 0 0 2 3 0.00 3.000																			
David Weathers, R (8,1) ERA: 2.44	0.2 H 1 0 0 0 0 0 0 0 0 0 0 0 5 7 0.00 0.000																			
Armando Benitez, R (9,1) ERA: 2.54	1.0 S 4 1 1 1 1 0 0 0 0 0 0 1 6 9 9.00 1.000																			

AB	33
R	5
H	8
RBI	5
BB	1
SO	4
LOB	7



Batter	1	2	3	4	5	6	7	8	9	AB	R	H	RBI	BB	SO	LOB	BOTTOM			
Roberto Alomar, S (1,4) OBP: 0.345, SLG: 0.399	SH3-4		F8					F2		5	2	3	0	0	0	2	<p>Cincinnati Reds @ New York Mets</p> <p>Shea Stadium, Flushing, NY</p> <p>Sun Jul 28 2002, 1:10 PM EDT</p> <p>Att: 37,391 - Cloudy - 81 F</p>			
Timo Perez, L (1,8) OBP: 0.331, SLG: 0.451	SH3-4							B5-3		3	1	2	1	1	0	1				
31 Mike Piazza, R (1,2) OBP: 0.385, SLG: 0.558	G5-3		G1-3							3	0	0	1	0	1	4				
Mo Vaughn, L (1,3) OBP: 0.342, SLG: 0.437	K									3	1	0	0	1	2	2				
John Valentin, R (1,5) OBP: 0.342, SLG: 0.396										4	0	2	2	0	0	0				
Marco Scutaro, R (7, PR) OBP: 0.333, SLG: 1.000										0	0	0	0	0	0	0				
Tony Tarasco, L (1,9) OBP: 0.279, SLG: 0.491										4	0	1	0	0	0	2				
Jaime Cerda, L (8,1) OBP: 0.333, SLG: 1.000										0	0	0	0	0	0	0				
David Weathers, R (8,1) OBP: 0.333, SLG: 1.000										0	0	0	0	0	0	0				
Armando Benitez, R (9,1) OBP: 0.333, SLG: 1.000										0	0	0	0	0	0	0				
Roger Cedeno, S (1,7) OBP: 0.304, SLG: 0.342	F7									3	1	1	1	1	0	0				
Rey Ordenez, R (1,6) OBP: 0.255, SLG: 0.307			G4-3		G5-3					4	1	1	0	0	0	2				
Steve Trachsel, R (1,1) OBP: 0.172, SLG: 0.241										2	0	1	0	0	0	0				
Jeromy Burnitz, L (7, PH) OBP: 0.309, SLG: 0.319										1	0	0	0	0	0	1				
Jay Payton, R (8, PH) OBP: 0.340, SLG: 0.421										1	0	1	0	0	0	0				
Inning Stats	R: 0 E: 1 K: 1 S: 9	H: 1 LOB: 1 BB: 0 P: 14	R: 0 E: 0 K: 0 S: 6	H: 1 LOB: 0 BB: 0 P: 11	R: 0 E: 0 K: 0 S: 10	H: 1 LOB: 2 BB: 1 P: 21	R: 0 E: 0 K: 1 S: 12	H: 1 LOB: 2 BB: 1 P: 21	R: 1 E: 0 K: 0 S: 11	H: 2 LOB: 1 BB: 0 P: 20	R: 0 E: 0 K: 0 S: 4	H: 0 LOB: 0 BB: 0 P: 9	R: 4 E: 1 K: 1 S: 16	H: 4 LOB: 2 BB: 1 P: 31	R: 1 E: 0 K: 0 S: 10	H: 2 LOB: 1 BB: 0 P: 14	1B: 10 2B: 1 3B: 0 HR: 1	SF: 1 SAC: 1 DP: 1 HBP: 0	WP: 0 PB: 2 SB: 0 CS: 0	PA: 38
PITCHER	IP WLS BF H R ER SO BB IBB HBP BLK WP HR S P ERA WHIP																			
Jimmy Haynes, R (1,1) ERA: 4.16	6.1 L 29 9 4 4 2 2 0 0 0 0 0 0 9 20 13.50 1.500																			
Scott Williamson, R (7,1) ERA: 4.14	0.2 L 4 1 1 1 1 0 1 0 0 0 0 0 9 20 13.50 1.500																			
Bruce Chen, L (8,1) ERA: 5.67	1.0 5 2 1 1 0 0 0 0 0 0 0 1 10 14 9.00 2.000																			



Batter	1	2	3	4	5	6	7	8	9	AB	R	H	RBI	BB	SO	LOB	TOP										
Dave Roberts, L (1, 8) OBP: 0.371, SLG: 0.379	G5-3		3B				L4		F8	4	0	1	0	1	0	0	Los Angeles Dodgers @ Cincinnati Reds Cinergy Field, Cincinnati, OH Tue Jul 30 2002, 7:10 PM EDT Att: 23,804 - Cloudy - 88 F										
Mark Grudzielanek, R (1, 4) OBP: 0.350, SLG: 0.341 Giovanni Carrara, R (5, 1) OBP: 0.381, SLG: 0.470 Tyler Houston, L (7, 1) OBP: 0.250, SLG: 0.250 Paul Shuey, R (8, 1) OBP: 0.374, SLG: 0.374 Eric Gagne, R (9, PH) OBP: 0.328, SLG: 0.378	G1-3		G5-3				BB		L8	3	0	1	1	0	0	1											
Shawn Green, L (1, 9) OBP: 0.374, SLG: 0.546	1B			G4-3			BB		FC6-4	3	0	2	1	1	0	0											
Paul Lo Duca, R (1, 2) OBP: 0.355, SLG: 0.425	F9			L9			G6-3		FC6-4	4	0	0	0	0	0	4											
Eric Karros, R (1, 3)		G5-3		K2-3			G5-3		G5-3	4	0	0	0	0	1	0											
Brian Jordan, R (1, 7) OBP: 0.327, SLG: 0.455	K						BB		FC5-4	4	1	3	0	0	1	0											
Adrián Beltré, R (1, 5) OBP: 0.293, SLG: 0.394		G2-3					BB		FC5-4	4	1	1	1	0	0	2											
Cesar Izturis, S (1, 6) OBP: 0.247, SLG: 0.291				K			F8		G4-3	4	0	0	0	0	1	3											
Kaz Ishii, L (1, 1) OBP: 0.167, SLG: 0.125 57 Victor Alvarez, L (3, 1)				K					F8	1	0	0	0	0	1	0											
Mike Kinkade, R (5, PH) OBP: 0.714, SLG: 0.667 Alex Cora, L (5, 4) OBP: 0.348, SLG: 0.465				K			BB		F8	0	0	0	0	0	0	0											
Inning Stats	R: 0 E: 0 K: 0 S: 8	H: 1 LOB: 1 BB: 0 P: 16	R: 0 E: 0 K: 1 S: 7	H: 0 LOB: 0 BB: 0 P: 10	R: 0 E: 0 K: 2 S: 12	H: 1 LOB: 1 BB: 0 P: 15	R: 0 E: 0 K: 1 S: 6	H: 0 LOB: 0 BB: 0 P: 10	R: 3 E: 0 K: 0 S: 16	H: 4 LOB: 2 BB: 2 P: 32	R: 0 E: 0 K: 0 S: 11	H: 1 LOB: 1 BB: 0 P: 17	R: 1 E: 0 K: 0 S: 10	H: 2 LOB: 1 BB: 0 P: 17	R: 0 E: 1 K: 0 S: 9	H: 1 LOB: 1 BB: 0 P: 11	R: 0 E: 0 K: 0 S: 5	H: 0 LOB: 0 BB: 0 P: 8	1B: 7 2B: 2 3B: 1 HR: 0	SF: 0 SAC: 0 DP: 0 HBP: 0	WP: 0 PA: 38 PB: 0 SB: 1 CS: 0						
PITCHER	IP	WLS	BF	H	R	ER	SO	BB	IBB	HBP	BLK	WP	HR	S	P	ERA	WHIP										
Ryan Dempster, R (1, 1) ERA: 5.43	7.0	W	31	9	4	4	4	2	0	0	0	0	0	70	117	5.14	1.571										
Chris Reitsma, R (8, 1) ERA: 3.41	2.0		7	1	0	0	0	0	0	0	0	0	0	14	19	0.00	0.500										

Batter	1	2	3	4	5	6	7	8	9	AB	R	H	RBI	BB	SO	LOB	BOTTOM											
Barry Larkin, R (1, 6) OBP: 0.311, SLG: 0.379 Juan Castro, R (5, 6) OBP: 0.190, SLG: 0.158	2B		HR		G1-3		K			0	2	0	0	3	0	0	Los Angeles Dodgers @ Cincinnati Reds Cinergy Field, Cincinnati, OH Tue Jul 30 2002, 7:10 PM EDT Att: 23,804 - Cloudy - 88 F											
Aaron Boone, R (1, 5) OBP: 0.323, SLG: 0.422	1B		HR		G1-3				K	5	2	2	2	0	1	1												
Adam Dunn, L (1, 3) OBP: 0.447, SLG: 0.552	K		K				HR		G3-1	5	1	1	1	0	2	3												
Ken Griffey Jr., L (1, 8) OBP: 0.384, SLG: 0.413 Reggie Taylor, R (5, 8) OBP: 0.277, SLG: 0.437	BB		F8		F8		G1-3		BB	3	0	1	2	0	0	2												
Austin Kearns, R (1, 9) OBP: 0.388, SLG: 0.460	BB		HR		HR		G4-3		BB	2	2	2	1	3	0	0												
Brandon Larson, R (1, 7) OBP: 0.405, SLG: 0.667	K		HR		HR		G4-3		BB	4	1	1	2	1	2	4												
Todd Walker, L (1, 4) OBP: 0.337, SLG: 0.401	G3		BB		L5		K		BB	4	1	1	1	1	1	3												
Jason LaRue, R (1, 2) OBP: 0.306, SLG: 0.351		HR	HR		F9		F9		K	4	2	1	1	1	1	3												
Ryan Dempster, R (1, 1) ERA: 3.87 Brady Clark, R (7, PH) OBP: 0.262, SLG: 0.236 Chris Reitsma, R (8, 1) OBP: 0.115, SLG: 0.080	F8		SH1-4		K		F7			2	0	0	0	0	1	0												
Inning Stats	R: 2 E: 0 K: 2 S: 16	H: 2 LOB: 2 BB: 2 P: 29	R: 1 E: 1 K: 0 S: 9	H: 1 LOB: 2 BB: 1 P: 16	R: 5 E: 0 K: 2 S: 13	H: 2 LOB: 0 BB: 3 P: 32	R: 2 E: 0 K: 0 S: 11	H: 2 LOB: 0 BB: 0 P: 17	R: 0 E: 0 K: 1 S: 8	H: 0 LOB: 0 BB: 0 P: 12	R: 1 E: 0 K: 1 S: 11	H: 1 LOB: 1 BB: 1 P: 23	R: 0 E: 0 K: 1 S: 8	H: 0 LOB: 0 BB: 0 P: 11	R: 1 E: 0 K: 2 S: 20	H: 2 LOB: 3 BB: 2 P: 34		R: 1 E: 0 K: 2 S: 16	H: 2 LOB: 3 BB: 2 P: 34	1B: 4 2B: 2 3B: 0 HR: 4	SF: 0 SAC: 1 DP: 0 HBP: 0	WP: 0 PA: 44 PB: 1 SB: 1 CS: 0						
PITCHER	IP	WLS	BF	H	R	ER	SO	BB	IBB	HBP	BLK	WP	HR	S	P	ERA	WHIP											
Kaz Ishii, L (1, 1) ERA: 3.87	2.2	L	20	5	8	8	3	6	0	0	0	0	0	2	35	71	27.00	4.125										
57 Victor Alvarez, L (3, 1) ERA: 13.5	1.1		6	2	2	2	1	0	0	0	0	0	1	14	23	13.50	1.500											
Giovanni Carrara, R (5, 1) ERA: 3.55	2.0		8	1	1	1	2	1	0	0	0	0	1	19	35	4.50	1.000											
Jesse Orosco, L (7, 1) ERA: 3.32	1.0		3	0	0	0	0	0	0	0	0	0	0	8	11	0.00	0.000											
Paul Shuey, R (8, 1) ERA: 2.61	0.2		6	2	1	1	1	2	0	0	0	0	0	15	26	13.50	6.000											



Batter	1	2	3	4	5	6	7	8	9	10	11	12	13	AB	R	H	RBI	BB	SO	LOB	TOP												
Dave Roberts, L OBP: 0.370, SLG: 0.385 (1, 8)			G3-1		G4-3			F7	3B			P4		6	0	2	2	0	0	1													
Cesar Izturis, S OBP: 0.330, SLG: 0.292 Giovanni Carrara, R (8, 1)	F8		G6-3			B2-3		1B	2B			F3		5	0	1	0	0	0	2													
Paul Lo Duca, R OBP: 0.357, SLG: 0.437 (12, 3)														0	0	0	0	0	0	0													
Shawn Green, L OBP: 0.371, SLG: 0.544 (1, 9)	F8						G1-3		1B			G4-3		4	0	0	0	2	0	1													
Brian Jordan, R OBP: 0.330, SLG: 0.458 Eric Gagne, R (8, 1)									IBB					4	0	2	0	0	0	0													
Paul Quantrill, L Jesse Orosco, R (8, 1)							G6-3					G1-6-3		0	0	0	0	0	0	0													
Mark Grudzielanek, R OBP: 0.301, SLG: 0.350 (8, 4)	1B							1B	G6-3					0	0	0	0	0	0	0													
Tyler Houston, L OBP: 0.391, SLG: 0.471 Omar Daal, L OBP: 0.120, SLG: 0.125 (12, 1)														2	0	1	0	0	0	2													
Adrian Beltré, R OBP: 0.295, SLG: 0.411 (1, 5)			G4-3											5	1	1	0	0	2	6													
Alex Cora, L OBP: 0.347, SLG: 0.459 (8, 6)														6	0	1	1	0	2	0													
Chad Kreuter, S OBP: 0.318, SLG: 0.319 (1, 2)														6	0	0	0	0	3	3													
Odalis Perez, L OBP: 0.122, SLG: 0.195 Dave Hansen, L OBP: 0.333, SLG: 0.419 Paul Shuey, R (8, 1)														2	0	0	0	0	0	0													
Marquis Grissom, R OBP: 0.322, SLG: 0.503 (8, 7)														1	1	1	1	0	0	0													
														0	0	0	0	0	0	0													
														2	1	2	0	0	0	0													
Inning Stats	R: 0 E: 0 K: 1 S: 10	H: 2 LOB: 2 BB: 0 P: 15	R: 0 E: 0 K: 1 S: 9	H: 0 LOB: 0 BB: 0 P: 13	R: 0 E: 0 K: 0 S: 7	H: 0 LOB: 0 BB: 0 P: 10	R: 1 E: 0 K: 0 S: 7	H: 2 LOB: 1 BB: 0 P: 12	R: 0 E: 0 K: 0 S: 6	H: 0 LOB: 0 BB: 0 P: 8	R: 0 E: 0 K: 0 S: 8	H: 0 LOB: 0 BB: 0 P: 9	R: 0 E: 0 K: 0 S: 10	H: 1 LOB: 1 BB: 0 P: 16	R: 1 E: 0 K: 0 S: 13	H: 3 LOB: 2 BB: 1 P: 26	R: 2 E: 0 K: 2 S: 16	H: 3 LOB: 1 BB: 0 P: 22	R: 0 E: 0 K: 1 S: 11	H: 1 LOB: 1 BB: 0 P: 15	R: 0 E: 0 K: 1 S: 7	H: 0 LOB: 0 BB: 0 P: 11	R: 0 E: 0 K: 0 S: 7	H: 1 LOB: 2 BB: 1 P: 14	R: 0 E: 0 K: 2 S: 16	H: 0 LOB: 1 BB: 0 P: 24	1B: 8 2B: 4 3B: 1 HR: 1	SF: 0 SAC: 0 DP: 2 HBP: 0	W/P: 2 PB: 0 SB: 1 CS: 1	PA: 53			
PITCHER	IP WLS BF H R ER SO P ERA WHIP	4.0 2.0 16 4 1 1 2 50 2.25 1.000	3.0 1.0 10 1 0 0 0 24 0.00 0.333	1.2 0.5 5 3 3 2 0 39 16.20 3.000	0.1 0.1 2 1 0 0 0 6 9 0.00 3.000	2.0 0.6 6 1 0 0 2 0 0 0 0 18 26 0.00 0.500																											
Elmer Dessens, R ERA: 2.67 John Riedling, R ERA: 2.19 Danny Graves, R ERA: 3.1 Gabe White, L ERA: 2.7 Scott Sullivan, R ERA: 4.79	IP WLS BF H R ER SO P ERA WHIP	4.0 2.0 16 4 1 1 2 50 2.25 1.000	3.0 1.0 10 1 0 0 0 24 0.00 0.333	1.2 0.5 5 3 3 2 0 39 16.20 3.000	0.1 0.1 2 1 0 0 0 6 9 0.00 3.000	2.0 0.6 6 1 0 0 2 0 0 0 0 18 26 0.00 0.500																											
Scott Williamson, R ERA: 3.86 (12, 1)	IP WLS BF H R ER SO P ERA WHIP	2.0 1.0 9 1 0 0 2 3 3.86 0.500																															

Los Angeles Dodgers @ Cincinnati Reds
Cinergy Field, Cincinnati, OH
Thu Aug 01 2002, 12:35 PM EDT
Att. 27,950 - Sunny - 90 F

AB 51
R 4
H 13
RBI 4
BB 2
SO 8
LOB 17



Batter	1	2	3	4	5	6	7	8	9	10	11	12	13	AB	R	H	RBI	BB	SO	LOB	BOTTOM												
Barry Larkin, R OBP: 0.306, SLG: 0.371 (1, 6)	G5-3		L7			G5-3		L8		F7		P5		6	0	0	0	0	0	2													
Juan Castro, R OBP: 0.176, SLG: 0.146 Todd Walker, L OBP: 0.342, SLG: 0.407 (8, PH) (10, 4)	G3		G6-3			F7			HR	1B	FC5-4 BB	F8		3	0	0	0	0	0	1													
Aaron Boone, R OBP: 0.324, SLG: 0.429 (1, 5)	F2										FC5-4 S	G1-6-3		5	1	2	2	1	0	1													
Adam Dunn, L OBP: 0.448, SLG: 0.546 (1, 3)														3	1	0	0	1	1	1													
Austin Kearns, R OBP: 0.393, SLG: 0.463 (1, 9)														6	2	2	0	0	0	4													
Brandon Larson, R OBP: 0.381, SLG: 0.805 Danny Graves, R (8, 1)														3	0	0	0	0	1	3													
Gabe White, L (8, 1)														0	0	0	0	0	0	0													
Ken Griffey Jr., L OBP: 0.363, SLG: 0.450 (8, PH) (10, 8)														3	1	1	2	0	1	2													
Reggie Taylor, L OBP: 0.267, SLG: 0.421 (10, 7)														5	0	0	0	0	2	3													
Kelly Stinnett, R OBP: 0.400, SLG: 0.476 Russell Branyan, L OBP: 0.317, SLG: 0.422 Jason LaRue, R OBP: 0.314, SLG: 0.358 (8, PH) (8, 2)														1	0	0	0	1	1	0													
Elmer Dessens, R ERA: 2.67 John Riedling, R ERA: 2.19 Brady Clark, R ERA: 3.24 Scott Sullivan, R ERA: 4.79 Paul Shuey, R ERA: 2.7 Scott Williamson, R ERA: 3.86 (12, 1)	IP WLS BF H R ER SO P ERA WHIP	4.0 2.0 16 4 1 1 2 50 2.25 1.000	3.0 1.0 10 1 0 0 0 24 0.00 0.333	1.2 0.5 5 3 3 2 0 39 16.20 3.000	0.1 0.1 2 1 0 0 0 6 9 0.00 3.000	2.0 0.6 6 1 0 0 2 0 0 0 0 18 26 0.00 0.500																											
Odalis Perez, L ERA: 3.15 Paul Shuey, R ERA: 2.72 Eric Gagne, R ERA: 2.08 Paul Quantrill, R ERA: 3.19 Jesse Orosco, L ERA: 3.15	IP WLS BF H R ER SO P ERA WHIP	7.0 2.1 24 2 0 0 5 60 0.00 0.571	0.2 0.1 4 3 0 0 0 11 0.00 1.500	0.1 0.1 H 4 2 3 3 0 7 81.00 6.000	0.0 0.0 1 1 0 0 0 2 4 =	0.2 0.2 H 2 0 0 0 7 11 0.00 0.000																											
Giovanni Carrara, R ERA: 3.42 Omar Daal, L ERA: 4.12 (12, 1)	IP WLS BF H R ER SO P ERA WHIP	2.1 1.1 11 1 1 1 1 2 3.42 0.500																															

Los Angeles Dodgers @ Cincinnati Reds
Cinergy Field, Cincinnati, OH
Thu Aug 01 2002, 12:35 PM EDT
Att. 27,950 - Sunny - 90 F

AB 42
R 6
H 7
RBI 6
BB 6
SO 7
LOB 20



Batter	1	2	3	4	5	6	7	8	9	AB	R	H	RBI	BB	SO	LOB	TOP								
Todd Walker, L (1,4) OBP: 0.343, SLG: 0.408										4	1	2	0	0	1	2	<p>Cincinnati Reds @ San Diego Padres Qualcomm Stadium, San Diego, CA Fri Aug 02, 2002, 10:05 PM EDT Att: 25,548 - Cloudy - 72 F</p> <p>livebaseballscorecards.com</p> <p>AB 30 R 2 H 5 RBI 2 BB 3 SO 11 LOB 14</p>								
Aaron Boone, R (1,5) OBP: 0.322, SLG: 0.425										4	0	0	0	0	1	2									
Adam Dunn, L (1,3) OBP: 0.446, SLG: 0.541										3	1	0	0	1	0	2									
Ken Griffey Jr., L (1,8) OBP: 0.387, SLG: 0.447										3	0	1	0	1	1	0									
Austin Kearns, R (1,9) OBP: 0.388, SLG: 0.459										3	0	0	1	0	1	2									
Russell Branyan, L (1,7) OBP: 0.316, SLG: 0.419										4	0	1	1	0	3	2									
Barry Larkin, R (1,6) OBP: 0.306, SLG: 0.370										3	0	1	0	0	1	2									
Scott Sullivan, R (7,1) OBP: 0.333, SLG: 0.333										0	0	0	0	0	0	0									
Reggie Taylor, L (9,PH) OBP: 0.265, SLG: 0.418										1	0	0	0	0	0	0									
Kelly Stinnett, R (1,2) OBP: 0.357, SLG: 0.417										3	0	0	0	0	1	1									
Jared Fernandez, R (1,1) OBP: 0.222, SLG: 0.222										2	0	0	0	0	2	1									
Brady Clark, R (7,PH) OBP: 0.262, SLG: 0.224										0	0	0	0	1	0	0									
Juan Castro, R (7,6) OBP: 0.178, SLG: 0.146										0	0	0	0	0	0	0									
Inning Stats	R: 0 E: 0 K: 1 S: 8	H: 1 LOB: 0 BB: 0 P: 10	R: 0 E: 0 K: 2 S: 12	H: 0 LOB: 0 BB: 0 P: 15	R: 0 E: 0 K: 2 S: 11	H: 1 LOB: 1 BB: 0 P: 16	R: 0 E: 0 K: 2 S: 11	H: 1 LOB: 2 BB: 1 P: 16	R: 0 E: 0 K: 2 S: 20	H: 0 LOB: 0 BB: 0 P: 11	R: 2 E: 2 K: 1 S: 20	H: 2 LOB: 2 BB: 1 P: 35	R: 0 E: 0 K: 0 S: 7	H: 0 LOB: 0 BB: 0 P: 12	R: 0 E: 0 K: 1 S: 7	H: 0 LOB: 0 BB: 0 P: 13	R: 0 E: 0 K: 1 S: 5	H: 0 LOB: 0 BB: 0 P: 5	1B: 5 2B: 0 3B: 0 HR: 0	SF: 1 SAC: 0 DP: 1 HBP: 0	WP: 0 PB: 0 SB: 0 CS: 1	PA: 34			
PITCHER	IP	WLS	BF	H	R	ER	SO	BB	IBB	HBP	BLK	WP	HR	S	P	ERA	WHIP								
Brian Lawrence, R (1,1) ERA: 3.22	8.0	W	31	5	2	0	10	3	0	0	0	0	0	84	128	0.00	1.000								
Trevor Hoffman, R (9,1) ERA: 2.51	1.0	S	3	0	0	0	1	0	0	0	0	0	0	5	5	0.00	0.000								

Batter	1	2	3	4	5	6	7	8	9	AB	R	H	RBI	BB	SO	LOB	BOTTOM								
Trenidad Hubbard, R (1,8) OBP: 0.257, SLG: 0.227										4	0	1	1	0	0	2	<p>Cincinnati Reds @ San Diego Padres Qualcomm Stadium, San Diego, CA Fri Aug 02, 2002, 10:05 PM EDT Att: 25,548 - Cloudy - 72 F</p> <p>livebaseballscorecards.com</p> <p>AB 33 R 5 H 12 RBI 5 BB 3 SO 5 LOB 17</p>								
Mark Kotsay, R (8,PH) OBP: 0.371, SLG: 0.445										1	0	1	1	0	0	0									
Julius Matos, R (1,4) OBP: 0.290, SLG: 0.319										3	0	1	0	1	1	0									
Ryan Klesko, L (1,3) OBP: 0.380, SLG: 0.506										4	1	0	0	0	1	2									
Phil Nevin, R (1,5) OBP: 0.348, SLG: 0.465										4	1	3	1	0	1	1									
Ron Gant, R (1,7) OBP: 0.357, SLG: 0.518										3	2	1	0	1	0	2									
Bubba Trammell, R (1,9) OBP: 0.321, SLG: 0.364										3	0	0	0	0	1	2									
Tom Lampkin, L (9,2) OBP: 0.285, SLG: 0.335										0	0	0	0	0	0	0									
Deivi Cruz, R (1,6) OBP: 0.306, SLG: 0.385										3	0	2	1	1	0	0									
Wil Nieves, R (1,2) OBP: 0.375, SLG: 0.333										3	1	2	0	0	0	1									
Gene Kingsale, S (8,PH) OBP: 0.329, SLG: 0.462										1	0	1	1	0	0	0									
Brian Lawrence, R (1,1) OBP: 0.185, SLG: 0.143										3	0	0	0	0	0	4									
Ramón Vázquez, L (8,PH) OBP: 0.325, SLG: 0.324										1	0	0	0	0	1	3									
Trevor Hoffman, R (9,1) ERA: 4.91										0	0	0	0	0	0	0									
Inning Stats	R: 0 E: 0 K: 1 S: 10	H: 1 LOB: 1 BB: 0 P: 14	R: 1 E: 0 K: 0 S: 13	H: 3 LOB: 2 BB: 0 P: 20	R: 1 E: 0 K: 0 S: 9	H: 1 LOB: 1 BB: 1 P: 17	R: 1 E: 0 K: 0 S: 11	H: 2 LOB: 0 BB: 0 P: 15	R: 0 E: 0 K: 0 S: 7	H: 1 LOB: 1 BB: 0 P: 12	R: 0 E: 0 K: 1 S: 6	H: 1 LOB: 1 BB: 0 P: 7	R: 0 E: 0 K: 2 S: 12	H: 0 LOB: 0 BB: 0 P: 17	R: 2 E: 0 K: 1 S: 16	H: 3 LOB: 2 BB: 2 P: 31	1B: 11 2B: 1 3B: 0 HR: 0	SF: 0 SAC: 1 DP: 0 HBP: 0	WP: 0 PB: 3 SB: 1 CS: 1	PA: 38					
PITCHER	IP	WLS	BF	H	R	ER	SO	BB	IBB	HBP	BLK	WP	HR	S	P	ERA	WHIP								
Jared Fernandez, R (1,1) ERA: 3.69	6.0	L	27	9	3	2	2	1	1	0	0	0	0	28	48	9.00	2.000								
Scott Sullivan, R (7,1) ERA: 4.91	2.0		10	3	2	2	3	1	1	0	0	0	0	28	48	9.00	2.000								

Batter	1	2	3	4	5	6	7	8	9	AB	R	H	RBI	BB	SO	LOB	TOP											
Todd Walker, L OBP: 0.342, SLG: 0.415										5	0	1	0	0	0	0												
Aaron Boone, R OBP: 0.316, SLG: 0.422										4	0	0	0	0	0	1												
Ken Griffey Jr., L OBP: 0.370, SLG: 0.416										4	0	0	0	0	0	1												
Adam Dunn, L OBP: 0.446, SLG: 0.540										2	2	1	1	2	0	0												
Austin Kearns, R OBP: 0.388, SLG: 0.455										3	1	0	0	1	0	2												
Russell Branyan, L OBP: 0.330, SLG: 0.466										2	1	0	0	2	2	0												
Barry Larkin, R OBP: 0.312, SLG: 0.371										4	1	1	2	0	0	1												
Jason LaRue, R OBP: 0.310, SLG: 0.353										4	0	1	0	0	1	2												
Brian Moehler, R Gabe White, L Jose Rijo, R Brady Clark, R Jared Fernandez, R Reggie Taylor, L										2	0	0	0	0	0	1												
Inning Stats	R: 0 E: 0 K: 0 S: 13	H: 1 LOB: 2 BB: 1 P: 25	R: 0 E: 0 K: 1 S: 13	H: 1 LOB: 1 BB: 0 P: 21	R: 0 E: 0 K: 0 S: 6	H: 0 LOB: 1 BB: 1 P: 11	R: 0 E: 0 K: 0 S: 6	H: 0 LOB: 0 BB: 0 P: 10	R: 1 E: 0 K: 1 S: 8	H: 1 LOB: 0 BB: 0 P: 11	R: 0 E: 0 K: 1 S: 12	H: 0 LOB: 0 BB: 0 P: 20	R: 0 E: 0 K: 0 S: 13	H: 0 LOB: 0 BB: 0 P: 19	R: 5 E: 0 K: 1 S: 14	H: 2 LOB: 0 BB: 3 P: 30	1B: 3 2B: 0 3B: 0 HR: 2	SF: 0 SAC: 0 DP: 0 HBP: 0	WP: 0 PB: 0 SB: 0 CS: 0	PA: 37								
PITCHER	IP	WLS	BF	H	R	ER	SO	BB	IBB	HBP	BLK	WP	HR	S	P	ERA	WHIP											
Denny Stark, R	(1, 1)	6.0	W	23	3	1	1	1	2	0	0	0	0	1	53	89	1.50	0.833										
Justin Speier, R	(7, 1)	1.1		4	0	0	0	1	0	0	0	0	0	0	16	26	0.00	0.000										
Kent Mercker, L	(8, 1)	0.2		2	0	0	0	0	0	0	0	0	0	9	13	0.00	0.000											
Rick White, R	(9, 1)	0.1		5	1	4	4	0	3	0	0	0	0	8	21	108.00	12.000											
Jose Jimenez, R	(9, 1)	0.2	S	3	1	1	1	1	0	0	0	0	0	1	6	9	13.50	1.500										

Cincinnati Reds @ Colorado Rockies
Coors Field, Denver, CO
Tue Aug 06 2002, 7:05 PM MDT
Att: 32,780 - Overcast - 79 F

AB 32
R 6
H 5
RBI 6
BB 5
SO 3
LOB 8



Batter	1	2	3	4	5	6	7	8	9	AB	R	H	RBI	BB	SO	LOB	BOTTOM										
Jay Payton, R OBP: 0.341, SLG: 0.420										5	2	3	0	0	0	0											
Brent Butler, R OBP: 0.297, SLG: 0.455										4	0	3	2	1	0	0											
Larry Walker, L OBP: 0.437, SLG: 0.640										4	0	0	0	0	1	5											
17 Todd Helton, L OBP: 0.426, SLG: 0.567										4	1	2	0	0	1	0											
Sandy Alomar Jr., R OBP: 0.332, SLG: 0.505										4	1	2	1	0	1	1											
Jack Cust, L OBP: 0.267, SLG: 0.462										3	0	1	1	0	1	1											
Gabe Kapler, R OBP: 0.292, SLG: 0.348										1	1	1	0	0	0	0											
Terry Shumpert, R OBP: 0.313, SLG: 0.374										4	0	1	1	0	1	2											
Juan Uribe, R OBP: 0.287, SLG: 0.342										4	1	1	0	0	0	2											
Denny Stark, R Greg Norton, S Justin Speier, R Kent Mercker, L Juan Pierre, R Rick White, R Jose Jimenez, R										2	0	0	0	0	0	1											
Inning Stats	R: 0 E: 0 K: 0 S: 4	H: 1 LOB: 0 BB: 0 P: 6	R: 0 E: 0 K: 0 S: 9	H: 1 LOB: 1 BB: 0 P: 11	R: 0 E: 0 K: 0 S: 14	H: 1 LOB: 2 BB: 1 P: 23	R: 2 E: 0 K: 1 S: 13	H: 3 LOB: 1 BB: 0 P: 20	R: 1 E: 0 K: 2 S: 9	H: 3 LOB: 1 BB: 0 P: 9	R: 3 E: 0 K: 2 S: 16	H: 4 LOB: 1 BB: 0 P: 20	R: 1 E: 0 K: 2 S: 12	H: 2 LOB: 1 BB: 0 P: 15	R: 0 E: 0 K: 1 S: 12	H: 0 LOB: 0 BB: 0 P: 16	1B: 6 2B: 6 3B: 3 HR: 0	SF: 0 SAC: 0 DP: 2 HBP: 0	WP: 0 PB: 0 SB: 0 CS: 0	PA: 38							
PITCHER	IP	WLS	BF	H	R	ER	SO	BB	IBB	HBP	BLK	WP	HR	S	P	ERA	WHIP										
Brian Moehler, R	(1, 1)	5.2	L	29	13	6	6	2	1	0	0	0	0	13	15	9.00	2.000										
Gabe White, L	(6, 1)	1.0		5	2	1	1	3	0	0	0	0	0	3	4	0.00	0.000										
Jose Rijo, R	(7, 1)	0.1		1	0	0	0	0	0	0	0	0	0	3	4	0.00	0.000										
Jared Fernandez, R	(8, 1)	1.0		3	0	0	0	1	0	0	0	0	0	12	16	0.00	0.000										

Cincinnati Reds @ Colorado Rockies
Coors Field, Denver, CO
Tue Aug 06 2002, 7:05 PM MDT
Att: 32,780 - Overcast - 79 F

AB 37
R 7
H 15
RBI 6
BB 1
SO 6
LOB 12



Batter	1	2	3	4	5	6	7	8	9	AB	R	H	RBI	BB	SO	LOB	TOP										
Todd Walker, L OBP: 0.342, SLG: 0.412 (1, 4)	F8		F9-3 BB		G4-3			K		3	0	0	0	1	1	0	Cincinnati Reds @ Colorado Rockies Coors Field, Denver, CO Wed Aug 07 2002, 7:05 PM MDT Att: 32,483 - Cloudy - 78 F										
Aaron Boone, R OBP: 0.316, SLG: 0.428 (1, 6)	HR		F9-3			L7		K		4	1	1	1	0	1	1											
Ken Griffey Jr., L OBP: 0.374, SLG: 0.444 (1, 8)	F5		HR			1B			G5-3	4	1	2	1	0	0	0											
Adam Dunn, L OBP: 0.444, SLG: 0.536 (1, 3)	BB		F9			K			F8	3	0	0	0	1	1	1											
Austin Kearns, R OBP: 0.387, SLG: 0.452 (1, 9)	G6-3					K			L9	4	0	1	0	0	1	2											
Russell Branyan, L OBP: 0.247, SLG: 0.461 (1, 7)		G1-3			G5-6-3				L5	3	0	0	0	0	0	1											
Brandon Larson, R OBP: 0.370, SLG: 0.571 (1, 5)		F8			G5-3			G5-3		3	0	0	0	0	0	0											
Kelly Stinnett, R OBP: 0.355, SLG: 0.444 (1, 2)						P3		K		3	0	1	0	0	1	0											
Joey Hamilton, R OBP: 0.231, SLG: 0.320 John Riedling, R (5, 1)										2	0	0	0	0	2	1											
Bruce Chen, L OBP: 0.357, SLG: 0.429 Brady Clark, R OBP: 0.246, SLG: 0.210 Jared Fernandez, R OBP: 0.222, SLG: 0.222 (8, 1)								F7		0	0	0	0	0	0	0											
Inning Stats	R: 1 E: 0 K: 0 S: 10	H: 1 LOB: 1 BB: 1 P: 19	R: 0 E: 0 K: 1 S: 10	H: 1 LOB: 1 BB: 0 P: 16	R: 1 E: 0 K: 0 S: 11	H: 1 LOB: 0 BB: 1 P: 18	R: 0 E: 0 K: 0 S: 5	H: 1 LOB: 0 BB: 0 P: 8	R: 0 E: 0 K: 1 S: 7	H: 0 LOB: 0 BB: 0 P: 11	R: 0 E: 0 K: 2 S: 16	H: 1 LOB: 1 BB: 0 P: 23	R: 0 E: 0 K: 1 S: 6	H: 0 LOB: 0 BB: 0 P: 10	R: 0 E: 0 K: 2 S: 11	H: 0 LOB: 0 BB: 0 P: 16	R: 0 E: 0 K: 0 S: 3	H: 0 LOB: 0 BB: 0 P: 5	1B: 2 2B: 2 3B: 0 HR: 2	SF: 0 SAC: 0 DP: 2 HBP: 0	WP: 0 PB: 0 SB: 0 CS: 0	PA: 32					
PITCHER	IP	WLS	BF	H	R	ER	SO	BB	IBB	HBP	BLK	WP	HR	S	P	ERA	WHIP										
Jason Jennings, R ERA: 4.35 Todd Jones, R ERA: 4.4	(1, 1)	8.0	W	29	5	2	7	2	0	0	0	0	2	76	121	2.25	0.875										
(9, 1)	1.0		3	0	0	0	0	0	0	0	0	0	0	3	5	0.00	0.000										

Batter	1	2	3	4	5	6	7	8	9	AB	R	H	RBI	BB	SO	LOB	BOTTOM										
Jay Payton, R OBP: 0.346, SLG: 0.429 (1, 8)	F9			HR 2B	17 HR 2B	FC6-4 BB				3	2	2	0	1	0	0	Cincinnati Reds @ Colorado Rockies Coors Field, Denver, CO Wed Aug 07 2002, 7:05 PM MDT Att: 32,483 - Cloudy - 78 F										
Brent Butler, R OBP: 0.292, SLG: 0.447 (1, 4)	F9			HR	G6-3	FC6-4				4	1	0	0	0	5	5											
Larry Walker, L OBP: 0.438, SLG: 0.645 (1, 9)	F8			HR	17 HR IBB		F7			3	2	1	3	1	0	0											
17 Todd Helton, L OBP: 0.425, SLG: 0.571 (1, 3)		G3		K	HR		L7			4	1	1	4	0	1	0											
Sandy Alomar Jr., R OBP: 0.330, SLG: 0.500 (1, 2)		G5-3		K			K			4	0	1	0	0	2	0											
Gabe Kapler, R OBP: 0.292, SLG: 0.343 (1, 7)		G5-3		BB BB	G5-4-3		G6-3			3	0	0	0	1	0	1											
Todd Zeile, R OBP: 0.333, SLG: 0.394 (1, 5)			G6-3			G5-4-3	L3			3	0	1	0	1	0	0											
Juan Uribe, R OBP: 0.284, SLG: 0.339 (1, 6)			K	G1-3		G5-4-3	F9			4	0	0	0	0	1	3											
Jason Jennings, L OBP: 0.370, SLG: 0.395 Todd Jones, L (9, 1)			G4-3		2B 17 HR 1B	FC6-4 BB				2	1	1	0	1	0	0											
Inning Stats	R: 0 E: 0 K: 0 S: 3	H: 0 LOB: 0 BB: 0 P: 5	R: 0 E: 0 K: 0 S: 9	H: 0 LOB: 0 BB: 0 P: 16	R: 0 E: 0 K: 1 S: 6	H: 0 LOB: 0 BB: 0 P: 8	R: 3 E: 1 K: 2 S: 19	H: 2 LOB: 2 BB: 2 P: 34	R: 4 E: 0 K: 0 S: 11	H: 4 LOB: 0 BB: 1 P: 17	R: 0 E: 0 K: 0 S: 9	H: 1 LOB: 2 BB: 2 P: 20	R: 0 E: 0 K: 1 S: 9	H: 0 LOB: 0 BB: 0 P: 16	R: 0 E: 0 K: 0 S: 6	H: 0 LOB: 0 BB: 0 P: 8		1B: 3 2B: 2 3B: 0 HR: 2	SF: 0 SAC: 0 DP: 2 HBP: 0	WP: 0 PB: 0 SB: 0 CS: 0	PA: 35						
PITCHER	IP	WLS	BF	H	R	ER	SO	BB	IBB	HBP	BLK	WP	HR	S	P	ERA	WHIP										
Joey Hamilton, R ERA: 5.56 John Riedling, R ERA: 1.91 Bruce Chen, L ERA: 5.58 Jared Fernandez, R ERA: 3.48	(1, 1)	4.1	L	22	5	7	6	3	2	0	0	0	0	14	26	0.00	2.400										
(5, 1)	1.2		7	2	0	0	0	2	0	0	0	0	0	9	16	0.00	0.000										
(7, 1)	1.0		3	0	0	0	1	0	0	0	0	0	0	6	8	0.00	0.000										
(8, 1)	1.0		3	0	0	0	0	0	0	0	0	0	0	6	8	0.00	0.000										

Batter	1	2	3	4	5	6	7	8	9	AB	R	H	RBI	BB	SO	LOB	TOP										
Brady Clark, R OBP: 0.233, SLG: 0.197	G5-3	F8		F7			K		K	4	0	0	0	0	1	3	Cincinnati Reds @ Colorado Rockies Coors Field, Denver, CO Thu Aug 08 2002, 1:05 PM MDT Att: 30,218 - Sunny - 85 F										
Bruce Chen, L OBP: 0.357, SLG: 0.429										0	0	0	0	0	0												
Danny Graves, R OBP: 0.326, SLG: 0.460										0	0	0	0	0	0												
Russell Branyan, L OBP: 0.311, SLG: 0.373	P4			E	G5-3		K			4	1	1	0	0	1												
Bary Larkin, R OBP: 0.317, SLG: 0.426			G5-3				G6-3			2	0	0	0	2	0												
Adam Dunn, L OBP: 0.443, SLG: 0.541	G4-3		F9		P6			HR		4	1	1	1	0	0												
Austin Kearns, R OBP: 0.388, SLG: 0.451		FC6-4 1B	E		K			G4-3		3	0	1	0	1	1												
Brandon Larson, R OBP: 0.340, SLG: 0.522	FC6-4 1B	E5			P1			G6-3		4	0	0	0	0	0												
Todd Walker, L OBP: 0.338, SLG: 0.408	K	G6-3			F8			G1-3		4	0	0	0	0	1												
Jason LaRue, R OBP: 0.309, SLG: 0.351			F8		G6-3			G6-3		4	0	1	0	0	0												
Jimmy Haynes, R OBP: 0.295, SLG: 0.233					F7					1	0	0	0	1	0												
Scott Williamson, R OBP: 0.277, SLG: 0.463							HR			2	1	1	1	0	1												
Reggie Taylor, L OBP: 0.277, SLG: 0.463										0	0	0	0	0	0												
Inning Stats	R: 0 E: 0 K: 0 S: 10	H: 0 LOB: 1 BB: 1 P: 16	R: 0 E: 0 K: 1 S: 18	H: 2 LOB: 3 BB: 1 P: 28	R: 1 E: 1 K: 0 S: 20	H: 1 LOB: 2 BB: 1 P: 32	R: 0 E: 0 K: 0 S: 7	H: 0 LOB: 0 BB: 0 P: 12	R: 0 E: 0 K: 1 S: 11	H: 0 LOB: 1 BB: 1 P: 22	R: 1 E: 0 K: 2 S: 10	H: 1 LOB: 0 BB: 0 P: 16	R: 1 E: 0 K: 0 S: 11	H: 1 LOB: 0 BB: 0 P: 19	R: 0 E: 0 K: 2 S: 8	H: 0 LOB: 0 BB: 0 P: 11	1B: 2 2B: 1 3B: 0 HR: 2	SF: 0 SAC: 0 DP: 0 HBP: 0	WP: 0 PB: 0 SB: 0 CS: 0	PA: 37							
PITCHER	IP	WLS	BF	H	R	ER	SO	BB	IBB	HBP	BLK	WP	HR	S	P	ERA	WHIP										
Mike Hampton, L ERA: 6.5	6.0	W	26	3	1	0	2	4	0	0	0	0	0	71	120	0.00	1.167										
Justin Speier, R ERA: 3.93	1.0		4	1	1	1	2	0	0	0	0	0	1	10	16	9.00	1.000										
Kent Mercker, L ERA: 3.95	1.0		4	1	1	1	0	0	0	0	0	0	1	11	19	9.00	1.000										
Victor Santos, R ERA: 6.0	1.0		3	0	0	0	2	0	0	0	0	0	0	8	11	0.00	0.000										

AB 33
R 3
H 5
RBI 2
BB 4
SO 6
LOB 13



Batter	1	2	3	4	5	6	7	8	9	AB	R	H	RBI	BB	SO	LOB	BOTTOM										
Juan Pierre, L OBP: 0.314, SLG: 0.310	G6-3		FC5-2 1B		G3-6	F7		SF9		5	2	2	1	0	0	3	Cincinnati Reds @ Colorado Rockies Coors Field, Denver, CO Thu Aug 08 2002, 1:05 PM MDT Att: 30,218 - Sunny - 85 F										
Brent Butler, R OBP: 0.294, SLG: 0.452	F9		FC5-2 1B			1B	G6-3 1B	SF9		4	2	2	1	0	0	2											
Larry Walker, L OBP: 0.435, SLG: 0.639	G6-3		K			1B	G6-3	F8		5	1	1	0	0	1	3											
17 Todd Helton, L OBP: 0.429, SLG: 0.578		2B				1B	G6-3	F8		4	2	4	2	0	0	0											
Todd Zeile, R OBP: 0.337, SLG: 0.399		1B			G4-6-3 BB	E	G6-3	F8		3	1	2	3	1	0	1											
Jack Cust, L OBP: 0.276, SLG: 0.438		2B				1B	G6-3	F8		3	0	1	0	0	1	2											
Justin Speier, R ERA: 3.93						K		F8		0	0	0	0	0	0	0											
Greg Norton, S OBP: 0.293, SLG: 0.370										1	0	0	0	0	0	1											
Kent Mercker, L ERA: 3.95										0	0	0	0	0	0	0											
Victor Santos, R ERA: 6.0										0	0	0	0	0	0	0											
Juan Uribe, R OBP: 0.284, SLG: 0.340		K			G4-6-3		G6-3			4	1	1	0	0	1	4											
Gary Bennett, R OBP: 0.324, SLG: 0.373		G6-3				FC6-5 2B				4	1	3	2	0	0	2											
Mike Hampton, R ERA: 6.5										2	0	1	0	0	0	1											
Gabe Kapler, R OBP: 0.294, SLG: 0.341						FC6-5 2B		F9		1	0	0	0	1	0	1											
Inning Stats	R: 0 E: 0 K: 0 S: 6	H: 0 LOB: 0 BB: 0 P: 7	R: 1 E: 0 K: 1 S: 17	H: 3 LOB: 1 BB: 0 P: 24	R: 1 E: 0 K: 1 S: 8	H: 3 LOB: 2 BB: 0 P: 10	R: 0 E: 0 K: 0 S: 4	H: 0 LOB: 0 BB: 1 P: 10	R: 0 E: 0 K: 0 S: 7	H: 1 LOB: 0 BB: 0 P: 8	R: 4 E: 1 K: 1 S: 19	H: 5 LOB: 2 BB: 1 P: 33	R: 1 E: 0 K: 0 S: 9	H: 2 LOB: 1 BB: 0 P: 16	R: 3 E: 0 K: 0 S: 15	H: 3 LOB: 0 BB: 0 P: 20	1B: 9 2B: 7 3B: 1 HR: 0	SF: 1 SAC: 0 DP: 3 HBP: 0	WP: 0 PB: 0 SB: 1 CS: 0	PA: 39							
PITCHER	IP	WLS	BF	H	R	ER	SO	BB	IBB	HBP	BLK	WP	HR	S	P	ERA	WHIP										
Jimmy Haynes, R ERA: 4.38	5.0	L	22	10	5	5	2	1	0	0	0	0	0	49	69	9.00	2.200										
Scott Williamson, R ERA: 3.88	1.0		6	2	1	1	1	1	0	0	0	0	0	12	23	9.00	3.000										
Bruce Chen, L ERA: 5.69	0.1		3	2	1	1	0	0	0	0	0	0	0	5	8	27.00	6.000										
Danny Graves, R ERA: 3.34	1.2		8	3	3	3	0	0	0	0	0	0	0	19	28	16.20	1.800										

AB 36
R 10
H 17
RBI 9
BB 2
SO 3
LOB 20



Batter	1	2	3	4	5	6	7	8	9	AB	R	H	RBI	BB	SO	LOB	TOP
Ramón Vázquez, L OBP: 0.347, SLG: 0.350 (1, 4)	2-2 FC3-6 1B		1-1 G4-3			3-2 WP BB 1B	1-2 DI 1B			4	0	3	0	0	0	0	San Diego Padres @ Cincinnati Reds Cinergy Field, Cincinnati, OH Sat Aug 10 2002, 7:10 PM EDT Att: 40,814 - Sunny - 92 F
Mark Kotsay, L OBP: 0.367, SLG: 0.456 (1, 8)	0-2 FC3-6 BB 1-2		0-0 P5			4-1 WP BB 1-2	3-3 K			3	0	0	0	1	1	2	
Ryan Klesko, L OBP: 0.366, SLG: 0.514 Brian Buchanan, R OBP: 0.301, SLG: 0.429 (1, 3)	4-1 BB 1-2		2-2 1B			4-2 FC6-4 BB 1-2 2-3	2-3 K			2	0	1	0	2	1	1	
Phil Nevin, R OBP: 0.343, SLG: 0.445 Trenidad Hubbard, R OBP: 0.281, SLG: 0.259 (1, 5)	1-3 K		1-3 K			2-2 FC6-4 1-2	0-1 G6-3			3	0	0	0	0	2	6	
Gene Kingsale, S OBP: 0.357, SLG: 0.473 (1, 7)	4-2 1-2 2-3 BB					2-3 K	2-3 K			3	0	0	0	1	3	0	
Bubba Trammell, R OBP: 0.320, SLG: 0.354 (1, 9)	3-2 G5-3					1-3 K	0-0 1B			4	0	1	0	0	1	3	
Deivi Cruz, R OBP: 0.303, SLG: 0.392 Brandon Villafuerte, R OBP: 0.288, SLG: 0.341 (1, 6)			0-0 L9			0-3 K	1-0 F8			3	0	0	0	0	1	1	
Wil Nieves, R OBP: 0.250, SLG: 0.216 (1, 2)	1-2 F9					2-2 G2-3	0-0 F8			4	0	0	0	0	1	1	
Bobby Jones, R OBP: 0.156, SLG: 0.156 Julius Matos, R OBP: 0.294, SLG: 0.319 (1, 1)	2-1 L7					0-0 F9	2-2 G5-3			2	0	0	0	0	0	0	
Inning Stats	R: 0 H: 1 E: 0 K: 1 S: 18	H: 1 R: 0 ER: 0 SO: 10	H: 0 R: 0 ER: 0 SO: 13	H: 0 R: 0 ER: 0 SO: 13	H: 1 R: 0 ER: 0 SO: 30	H: 1 R: 0 ER: 0 SO: 9	H: 1 R: 0 ER: 0 SO: 23	H: 0 R: 0 ER: 0 SO: 8	H: 0 R: 0 ER: 0 SO: 8	1B: 5 2B: 0 3B: 0 HR: 0	SF: 0 SAC: 0 DP: 0 HBP: 0	WP: 1 PB: 0 SB: 0 CS: 0	PA: 36				
PITCHER	IP WLS BF H R ER SO BB IBB HBP BLK WP HR S P ERA WHIP																
Ryan Dempster, R ERA: 5.67 (1, 1)	6.0 W 26 4 0 0 6 4 0 0 0 0 1 0 65 107 0.00 1.333																
Bruce Chen, L ERA: 5.6 (7, 1)	1.0 4 1 0 0 2 0 0 0 0 0 0 0 15 23 0.00 1.000																
Joey Hamilton, R ERA: 5.44 (8, 1)	2.0 6 0 0 0 2 0 0 0 0 0 0 0 15 20 0.00 0.000																

Batter	1	2	3	4	5	6	7	8	9	AB	R	H	RBI	BB	SO	LOB	BOTTOM
Todd Walker, L OBP: 0.342, SLG: 0.420 (1, 4)	1-3 K 1B		1-1 F7			0-0 F8				5	2	2	1	0	1	1	San Diego Padres @ Cincinnati Reds Cinergy Field, Cincinnati, OH Sat Aug 10 2002, 7:10 PM EDT Att: 40,814 - Sunny - 92 F
Aaron Boone, R OBP: 0.321, SLG: 0.451 (1, 6)	1-3 K		0-0 2B			0-1 G6-3				5	1	1	1	0	3	2	
Ken Griffey Jr., L OBP: 0.376, SLG: 0.440 Juan Castro, R OBP: 0.170, SLG: 0.140 (1, 8)	2-2 BB 1B		0-0 FC4-6 1B			2-3 K	0-0 G3			4	0	2	1	0	1	0	
Adam Dunn, L OBP: 0.444, SLG: 0.540 (1, 7)	3-2 BB 1-2 3-H 1B		0-0 FC4-6 1-2			1-3 K	2-1 E S 2B 1B			5	1	2	1	0	1	1	
Austin Kearns, R OBP: 0.394, SLG: 0.459 (1, 9)	4-2 BB		1-2 F3			1-1 2B SF7 1B	2-2 1-H 2B 2B			4	2	2	1	1	1	0	
Sean Casey, L OBP: 0.345, SLG: 0.376 (1, 3)	1-3 K		0-0 1B 2B			0-1 2B	1-0 2B 2B			5	1	4	1	0	1	3	
Russell Branyan, L OBP: 0.325, SLG: 0.455 Bruce Chen, L OBP: 0.397, SLG: 0.429 Joey Hamilton, R OBP: 0.222, SLG: 0.308 (1, 5)	3-2 F7		1-3 K			4-1 BB	1-3 K			3	0	0	0	1	2	5	
Jason LaRue, R OBP: 0.314, SLG: 0.383 (1, 2)			1-1 2B			0-0 SF7				3	2	3	3	0	0	0	
Ryan Dempster, R OBP: 0.170, SLG: 0.200 Reggie Taylor, L OBP: 0.274, SLG: 0.457 (1, 1)	0-1 F2		0-2 G4-3			3-H K	1-3 P6			3	0	0	0	0	1	4	
Inning Stats	R: 1 H: 2 E: 0 K: 3 S: 24	H: 3 R: 2 ER: 1 SO: 11	H: 2 R: 1 ER: 0 SO: 16	H: 0 R: 0 ER: 0 SO: 8	H: 2 R: 1 ER: 0 SO: 19	H: 4 R: 3 ER: 0 SO: 25	H: 2 R: 1 ER: 0 SO: 19	H: 1 R: 0 ER: 0 SO: 13	1B: 8 2B: 6 3B: 0 HR: 2	SF: 1 SAC: 0 DP: 0 HBP: 0	WP: 0 PB: 1 SB: 1 CS: 0	PA: 43					
PITCHER	IP WLS BF H R ER SO BB IBB HBP BLK WP HR S P ERA WHIP																
Bobby Jones, R ERA: 5.28 (1, 1)	5.2 L 32 8 7 8 2 0 0 0 0 0 0 1 79 112 11.12 2.471																
Brandon Villafuerte, R ERA: 0.77 (6, 1)	2.1 11 4 1 1 4 0 0 0 0 0 0 1 29 38 3.86 1.714																

Batter	1	2	3	4	5	6	7	8	9	AB	R	H	RBI	BB	SO	LOB	TOP								
Tony Womack, L (1, 6) OBP: 0.314, SLG: 0.335	G4-3		G5-3		G4-3		E4		1B	5	0	1	0	0	0	1	Arizona Diamondbacks @ Cincinnati Reds Cinergy Field, Cincinnati, OH Thu Aug 15 2002, 7:10 PM EDT Att: 25,813 - Cloudy - 87 F								
Quinton McCracken, S (1, 9) OBP: 0.387, SLG: 0.506	K		HR		1B	HR	F8		1B	5	2	3	2	0	1	1									
Junior Spivey, R (1, 4) OBP: 0.408, SLG: 0.519	K		E5		HR	1B	G6-3		FC4-6	5	1	2	0	0	1	3									
Steve Finley, L (1, 8) OBP: 0.366, SLG: 0.493		K	G3		HR				F8	4	1	1	3	0	1	1									
Mark Grace, L (1, 3) OBP: 0.345, SLG: 0.386		1B			G6-3	L7			K	4	0	1	0	0	1	0									
Matt Williams, R (1, 5) OBP: 0.320, SLG: 0.425		1B			G1-3	HR			K	3	1	1	1	1	1	0									
David Dellucci, L (1, 7) OBP: 0.323, SLG: 0.451		F9			F7				G1-3	4	0	0	0	0	1	2									
Chad Moeller, R (1, 2) OBP: 0.308, SLG: 0.279		K			F7				G5-3	4	0	0	0	0	2	2									
Randy Johnson, R (1, 1) OBP: 0.143, SLG: 0.136			G4-3							3	1	1	0	0	0	0									
Greg Colbrunn, R (9, PH) OBP: 0.377, SLG: 0.602					G4-3	2B			HR	1	1	1	1	0	0	0									
Mike Fetters, R (9, 1)										0	0	0	0	0	0	0									
Mike Myers, L (9, 1)										0	0	0	0	0	0	0									
Inning Stats	R: 0 E: 0 K: 2 S: 12	H: 0 LOB: 0 BB: 0 P: 16	R: 0 E: 0 K: 2 S: 10	H: 1 LOB: 2 BB: 1 P: 20	R: 1 E: 1 K: 0 S: 10	H: 2 LOB: 1 BB: 0 P: 18	R: 0 E: 0 K: 0 S: 5	H: 0 LOB: 0 BB: 0 P: 7	R: 4 E: 0 K: 0 S: 14	H: 4 LOB: 0 BB: 0 P: 22	R: 1 E: 0 K: 2 S: 10	H: 1 LOB: 0 BB: 0 P: 16	R: 0 E: 1 K: 0 S: 8	H: 0 LOB: 0 BB: 0 P: 14	R: 0 E: 0 K: 2 S: 10	H: 0 LOB: 0 BB: 0 P: 13	R: 1 E: 0 K: 0 S: 10	H: 3 LOB: 2 BB: 0 P: 16	1B: 5 2B: 2 3B: 0 HR: 4	SF: 0 SAC: 0 DP: 0 HBP: 0	WP: 0 PB: 0 CS: 1	PA: 39			
PITCHER	IP	WLS	BF	H	R	ER	SO	BB	IBB	HBP	BLK	WP	HR	S	P	ERA	WHIP								
Ryan Dempster, R (1, 1) ERA: 5.79	6.0	L	27	8	6	6	6	1	0	0	0	0	3	61	99	9.00	1.500								
Scott Williamson, R (7, 1) ERA: 4.01	2.0		6	0	0	0	2	0	0	0	0	0	0	18	27	0.00	0.000								
Danny Graves, R (9, 1) ERA: 3.61	1.0		6	3	1	1	0	0	0	0	0	0	1	10	16	9.00	3.000								

Batter	1	2	3	4	5	6	7	8	9	AB	R	H	RBI	BB	SO	LOB	BOTTOM								
Barry Larkin, R (1, 6) OBP: 0.303, SLG: 0.368	P4		F9			F7		F8		4	0	0	0	0	0	0	Arizona Diamondbacks @ Cincinnati Reds Cinergy Field, Cincinnati, OH Thu Aug 15 2002, 7:10 PM EDT Att: 25,813 - Cloudy - 87 F								
Aaron Boone, R (1, 5) OBP: 0.321, SLG: 0.460	G1-3				G6-3		E5			3	1	0	0	1	0	0									
Ken Griffey Jr., L (1, 8) OBP: 0.418, SLG: 0.418					K		HBP			2	0	0	0	0	2	0									
Sean Casey, L (7, 3) OBP: 0.347, SLG: 0.376	K				K		G5-3		F8	2	0	1	0	0	0	1									
Austin Kearns, R (1, 9) OBP: 0.399, SLG: 0.456		K			K		G5-3		HBP	4	0	1	0	0	2	2									
Adam Dunn, L (1, 3) OBP: 0.440, SLG: 0.529		G3				K		L7		3	0	0	0	0	1	1									
Brandon Larson, R (1, 7) OBP: 0.382, SLG: 0.583							HBP			1	1	1	2	1	0	0									
Russell Branyan, L (9, PH) OBP: 0.325, SLG: 0.451		HR				G5-4-3		K		1	0	0	0	0	1	1									
Todd Walker, L (1, 4) OBP: 0.339, SLG: 0.418		K				G5-4-3		K		4	0	1	0	0	2	4									
Jason LaRue, R (1, 2) OBP: 0.308, SLG: 0.374					K		K			3	0	0	0	0	3	3									
Ryan Dempster, R (1, 1) ERA: 5.79					K					1	0	0	0	0	1	0									
Juan Castro, R (9, PH) ERA: 2.79					K					1	0	0	0	0	0	0									
Scott Williamson, R (7, 1) ERA: 4.01										0	0	0	0	0	0	0									
Kelly Stinnett, R (9, PH) ERA: 2.79										1	0	0	0	0	0	0									
Danny Graves, R (9, 1) ERA: 3.61										0	0	0	0	0	0	0									
Reggie Taylor, L (9, PH) ERA: 3.99										1	0	0	0	0	3	3									
Inning Stats	R: 0 E: 0 K: 1 S: 8	H: 0 LOB: 0 BB: 0 P: 11	R: 1 E: 0 K: 2 S: 13	H: 1 LOB: 0 BB: 0 P: 17	R: 0 E: 0 K: 2 S: 7	H: 0 LOB: 0 BB: 0 P: 9	R: 0 E: 0 K: 2 S: 9	H: 0 LOB: 0 BB: 0 P: 12	R: 0 E: 0 K: 1 S: 10	H: 0 LOB: 0 BB: 1 P: 17	R: 0 E: 0 K: 1 S: 9	H: 0 LOB: 0 BB: 0 P: 11	R: 1 E: 1 K: 2 S: 21	H: 1 LOB: 3 BB: 0 P: 31	R: 0 E: 0 K: 0 S: 8	H: 0 LOB: 1 BB: 1 P: 16	R: 0 E: 0 K: 1 S: 15	H: 2 LOB: 3 BB: 0 P: 23	1B: 3 2B: 0 3B: 0 HR: 1	SF: 0 SAC: 0 DP: 1 HBP: 3	WP: 0 PB: 0 CS: 0	PA: 36			
PITCHER	IP	WLS	BF	H	R	ER	SO	BB	IBB	HBP	BLK	WP	HR	S	P	ERA	WHIP								
Randy Johnson, L (1, 1) ERA: 2.55	8.0	W	30	2	2	1	11	2	0	2	0	0	0	85	124	1.12	0.500								
Mike Fetters, R (9, 1) ERA: 2.79	0.2		5	2	0	0	1	0	0	1	0	0	0	13	21	0.00	3.000								
Mike Myers, L (9, 1) ERA: 3.99	0.1	S	1	0	0	0	0	0	0	0	0	0	0	2	2	0.00	0.000								



Batter	1	2	3	4	5	6	7	8	9	AB	R	H	RBI	BB	SO	LOB	TOP																					
Jose Vizcaino, S (1, 6) OBP: 0.342, SLG: 0.378	G6-3			F7		E3		F9	F8	5	0	0	0	0	0	1																						
Craig Biggio, R (1, 4) OBP: 0.340, SLG: 0.418	G5-3			G3		L6		E7	L1	5	1	0	0	0	0	2																						
17 Lance Berkman, S (1, 8) OBP: 0.406, SLG: 0.573	G5-3			L6	1B	L6		5 1B 2H	2B	4	1	2	1	0	0	1																						
5 Jeff Bagwell, R (1, 3) OBP: 0.398, SLG: 0.507		G1-3		L9		K		1B	1B	4	0	1	0	0	1	2																						
Daryle Ward, L (1, 7) OBP: 0.326, SLG: 0.423		K				L7			G6-3	4	0	1	1	0	1	0																						
Orlando Merced, S (1, 9) OBP: 0.367, SLG: 0.478		G1-3				E9	1B		F7	4	1	1	0	0	0	2																						
Geoff Blum, S (1, 5) OBP: 0.361, SLG: 0.436				G3-1			1B		F5	4	0	2	1	0	1	2																						
Gregg Zaun, S (1, 2) OBP: 0.272, SLG: 0.297				P4		P4			K	3	0	1	0	0	0	1																						
Dave Milicki, R (1, 1) OBP: 0.125, SLG: 0.231 Brandon Puffer, R (5, 1) Nelson Cruz, R (6, 1) Alan Zinter, S (7, PH) Jim Mann, R (7, 1) Richard Hidalgo, R (8, PH) OBP: 0.317, SLG: 0.411				G4-3		K			F8	2	0	0	0	0	1	1																						
Inning Stats	R: 0 E: 0 K: 0 S: 4	H: 0 LOB: 0 BB: 0 P: 5	R: 0 E: 0 K: 1 S: 8	H: 0 LOB: 0 BB: 0 P: 12	R: 0 E: 0 K: 0 S: 7	H: 0 LOB: 0 BB: 0 P: 10	R: 0 E: 0 K: 0 S: 9	H: 1 LOB: 1 BB: 0 P: 14	R: 1 E: 0 K: 1 S: 16	H: 2 LOB: 1 BB: 0 P: 21	R: 0 E: 1 K: 1 S: 12	H: 0 LOB: 1 BB: 0 P: 19	R: 0 E: 0 K: 1 S: 18	H: 1 LOB: 2 BB: 0 P: 24	R: 2 E: 1 K: 1 S: 18	H: 3 LOB: 2 BB: 0 P: 32	R: 0 E: 0 K: 0 S: 7	H: 1 LOB: 1 BB: 0 P: 9	1B: 7 2B: 1 3B: 0 HR: 0	SF: 0 SAC: 0 DP: 0 HBP: 1	WP: 0 PA: 38 PB: 0 SB: 0 CS: 0																	
PITCHER	IP	WLS	BF	H	R	ER	SO	BB	IBB	HBP	BLK	WP	HR	S	P	ERA	WHIP	PITCHER				IP	WLS	BF	H	R	ER	SO	BB	IBB	HBP	BLK	WP	HR	S	P	ERA	WHIP
Brian Moehler, R (1, 1) ERA: 3.83	7.0	W	27	4	1	0	4	0	0	1	0	0	0	74	105	0.00	0.571																					
Jose Rijo, R (8, 1) ERA: 4.56	1.0		7	3	2	1	1	0	0	0	0	0	0	18	32	9.00	3.000																					
Joey Hamilton, R (9, 1) ERA: 5.27	1.0		4	1	0	0	0	0	0	0	0	0	0	7	9	0.00	1.000																					

Houston Astros @ Cincinnati Reds
Cinergy Field, Cincinnati, OH
Fri Aug 16 2002, 7:10 PM EDT
Att: 22,691 - Cloudy - 86 F

AB	37
R	3
H	8
RBI	3
BB	0
SO	5
LOB	15



Batter	1	2	3	4	5	6	7	8	9	AB	R	H	RBI	BB	SO	LOB	BOTTOM																						
Todd Walker, L (1, 4) OBP: 0.337, SLG: 0.415	F7	FC6-4		L8		G3				5	0	1	1	0	0	3																							
Aaron Boone, R (1, 5) OBP: 0.323, SLG: 0.462	K					G4-3		F8		3	3	1	0	1	1	1																							
Adam Dunn, L (1, 7) OBP: 0.441, SLG: 0.529	1B					G4-3			G3	4	1	2	1	1	1	1																							
Austin Kearns, R (1, 9) OBP: 0.402, SLG: 0.467	1B					F7			K	5	1	3	2	0	1	2																							
Sean Casey, L (1, 3) OBP: 0.345, SLG: 0.376		P5				G4-3			F7	5	1	1	0	0	0	4																							
Bary Larkin, R (1, 6) OBP: 0.309, SLG: 0.378		S							1B	3	2	3	3	1	0	0																							
Reggie Taylor, L (1, 8) OBP: 0.279, SLG: 0.465		K							1B	4	1	2	2	0	2	2																							
Kelly Stinnett, R (1, 2) OBP: 0.342, SLG: 0.375						L5			K	2	0	0	0	2	1	1																							
Brian Moehler, R (1, 1) ERA: 5.28 Russell Branyan, L (7, PH) Jose Rijo, R (8, 1) Joey Hamilton, R (9, 1) OBP: 0.222, SLG: 0.308									K	2	0	0	0	1	2	2																							
Inning Stats	R: 0 E: 0 K: 1 S: 12	H: 2 LOB: 2 BB: 0 P: 19	R: 0 E: 0 K: 1 S: 8	H: 0 LOB: 3 BB: 3 P: 21	R: 3 E: 0 K: 2 S: 15	H: 3 LOB: 1 BB: 1 P: 27	R: 0 E: 0 K: 1 S: 7	H: 0 LOB: 0 BB: 0 P: 9	R: 3 E: 0 K: 1 S: 12	H: 3 LOB: 2 BB: 2 P: 23	R: 1 E: 0 K: 0 S: 18	H: 2 LOB: 1 BB: 0 P: 28	R: 2 E: 0 K: 2 S: 15	H: 3 LOB: 1 BB: 0 P: 22	R: 0 E: 0 K: 1 S: 7	H: 0 LOB: 0 BB: 0 P: 11	1B: 7 2B: 6 3B: 0 HR: 1	SF: 0 SAC: 0 DP: 2 HBP: 1	WP: 0 PA: 41 PB: 0 SB: 6 CS: 1																				
PITCHER	IP	WLS	BF	H	R	ER	SO	BB	IBB	HBP	BLK	WP	HR	S	P	ERA	WHIP	PITCHER				IP	WLS	BF	H	R	ER	SO	BB	IBB	HBP	BLK	WP	HR	S	P	ERA	WHIP	
Dave Milicki, R (1, 1) ERA: 5.28	4.0	L	21	6	5	5	5	4	1	0	0	0	0	10	16	9.00	3.000																						
Brandon Puffer, R (5, 1) ERA: 4.44	1.0		6	2	1	1	1	1	0	0	0	0	0	18	28	9.00	2.000																						
Nelson Cruz, R (6, 1) ERA: 4.6	1.0		5	2	1	1	0	0	0	1	0	0	0	22	33	9.00	1.500																						
Jim Mann, R (7, 1) ERA: 4.09	2.0		9	3	2	2	3	0	0	0	0	0	0	22	33	9.00	1.500																						

Houston Astros @ Cincinnati Reds
Cinergy Field, Cincinnati, OH
Fri Aug 16 2002, 7:10 PM EDT
Att: 22,691 - Cloudy - 86 F

AB	34
R	9
H	13
RBI	9
BB	6
SO	9
LOB	17



Batter	1	2	3	4	5	6	7	8	9	AB	R	H	RBI	BB	SO	LOB	TOP										
Jose Vizcaino, S OBP: 0.353, SLG: 0.401 Billy Wagner, L (9, 1)	3-2 HR	2-2 1B			1-0 1B			1-2 1B	1-2 1B	5	2	5	2	0	0	0											
Craig Biggio, R OBP: 0.341, SLG: 0.418	1-2 P3	2-1 G5-3			0-2 G5-4-3			2-1 1B	0-1 1B	5	1	2	1	0	0	3											
17 Lance Berkman, S OBP: 0.408, SLG: 0.581	1-0 3B				2-1 G6-3			0-1 G4-6-3	3-1 2B	5	1	3	2	0	0	2											
5 Jeff Bagwell, R OBP: 0.398, SLG: 0.505	0-1 P5				1-2 F8			4-0 BB	0-2 1B	4	0	1	1	1	0	2											
Richard Hidalgo, R OBP: 0.319, SLG: 0.410 Orlando Merced, S (8, PH) OBP: 0.364, SLG: 0.472	4-1 16 FC5 BB				1-3 K			0-3 K	1-3 K	1	0	0	0	2	1	1											
Brad Ausmus, R OBP: 0.332, SLG: 0.369	4-1 16 FC5 BB				1-1 G6-3				0-6 F9	3	0	0	0	1	0	1											
16 Jason Lane, R OBP: 0.333, SLG: 0.353 Daryle Ward, L (9, PH) OBP: 0.328, SLG: 0.424	0-0 FC5				0-0 1B				2-2 1B	3	0	1	0	0	1	3											
28 Adam Everett, R OBP: 0.305, SLG: 0.235					2-1 F7				1-0 F9	4	0	1	0	0	0	2											
44 Roy Oswalt, R OBP: 0.141, SLG: 0.115 Geoff Blum, S (9, PH) OBP: 0.363, SLG: 0.438	1-2 2-3F				0-3 K				1-3 1B	3	0	0	0	0	1	2											
Inning Stats	R: 1 E: 0 K: 0 S: 15	H: 2 LOB: 3 BB: 2 P: 28	R: 0 E: 0 K: 1 S: 11	H: 2 LOB: 1 BB: 0 P: 16	R: 0 E: 0 K: 1 S: 9	H: 1 LOB: 0 BB: 0 P: 14	R: 0 E: 0 K: 0 S: 9	H: 1 LOB: 1 BB: 0 P: 12	R: 0 E: 0 K: 0 S: 6	H: 0 LOB: 0 BB: 0 P: 9	R: 0 E: 0 K: 1 S: 8	H: 0 LOB: 0 BB: 0 P: 12	R: 0 E: 0 K: 1 S: 11	H: 2 LOB: 2 BB: 1 P: 18	R: 5 E: 0 K: 1 S: 19	H: 6 LOB: 1 BB: 0 P: 27	1B: 12 2B: 1 3B: 1 HR: 1	SF: 0 SAC: 0 DP: 4 HBP: 0	WP: 0 PB: 0 SB: 0 CS: 1	PA: 41							
PITCHER	IP	WLS	BF	H	R	ER	SO	BB	IBB	HBP	BLK	WP	HR	S	P	ERA	WHIP										
Shawn Estes, L ERA: 4.35	7.2		30	9	1	1	3	3	0	0	0	0	1	69	112	1.17	1.565										
Scott Williamson, R ERA: 4.01	0.0		1	0	0	0	0	1	0	0	0	0	0	0	4	∞	∞										
Gabe White, L ERA: 3.0	0.1		1	0	0	0	1	0	0	0	0	0	0	4	4	0.00	0.000										
Joey Hamilton, R ERA: 5.61	0.2	L	6	4	4	4	0	0	0	0	0	0	0	11	15	54.00	6.000										
Danny Graves, R ERA: 3.72	0.1		3	2	1	1	1	0	0	0	0	0	0	8	12	27.00	6.000										

Houston Astros @ Cincinnati Reds
Cinergy Field, Cincinnati, OH
Sat Aug 17 2002, 7:10 PM EDT
Att: 25,967 - Sunny - 87 F

AB 37
R 6
H 15
RBI 6
BB 4
SO 5
LOB 19



Batter	1	2	3	4	5	6	7	8	9	AB	R	H	RBI	BB	SO	LOB	BOTTOM										
Todd Walker, L OBP: 0.337, SLG: 0.414	2-2 F8				2-1 P5			2-1 P4		4	0	1	0	0	0	3											
Aaron Boone, R OBP: 0.321, SLG: 0.458	1-2 F9				1-2 1B			1-2 F7		4	0	0	0	0	0	3											
Adam Dunn, L OBP: 0.440, SLG: 0.525	0-1 G6-3				2-2 G4-3			4-2 BB		3	0	0	0	1	0	1											
Austin Kearns, R OBP: 0.401, SLG: 0.464					3-2 F8			0-1 G4-6-3		4	1	1	0	0	1	1											
Sean Casey, L OBP: 0.344, SLG: 0.375					2-0 G4-3			2-1 F8		4	0	1	0	0	0	0											
Barry Larkin, R OBP: 0.307, SLG: 0.375					0-2 G6-3			0-0 G6-3		3	0	0	0	0	0	1											
Reggie Taylor, L OBP: 0.280, SLG: 0.463					0-0 G3-1			1-3 K		3	0	1	0	0	1	0											
Jason LaRue, R OBP: 0.311, SLG: 0.377					0-0 SH1-4			0-0 CS		3	0	2	0	0	1	1											
Shawn Estes, R ERA: 3.05 Scott Williamson, R ERA: 3.11 Gabe White, L Ken Griffey Jr., L Ryan Dempster, R Joey Hamilton, R Danny Graves, R					0-2 P4			4-2 BB		1	0	0	0	0	0	0											
Inning Stats	R: 0 E: 0 K: 0 S: 8	H: 0 LOB: 0 BB: 0 P: 11	R: 1 E: 0 K: 1 S: 12	H: 3 LOB: 1 BB: 0 P: 17	R: 0 E: 0 K: 0 S: 16	H: 1 LOB: 0 BB: 0 P: 20	R: 0 E: 0 K: 0 S: 7	H: 0 LOB: 0 BB: 0 P: 12	R: 0 E: 0 K: 0 S: 5	H: 1 LOB: 1 BB: 0 P: 7	R: 0 E: 0 K: 0 S: 8	H: 0 LOB: 0 BB: 1 P: 14	R: 0 E: 0 K: 1 S: 7	H: 0 LOB: 0 BB: 0 P: 10	R: 0 E: 0 K: 0 S: 7	H: 1 LOB: 2 BB: 1 P: 14	R: 0 E: 0 K: 1 S: 6	H: 0 LOB: 0 BB: 0 P: 9	1B: 6 2B: 0 3B: 0 HR: 0	SF: 0 SAC: 1 DP: 2 HBP: 0	WP: 0 PB: 0 SB: 0 CS: 2	PA: 32					
PITCHER	IP	WLS	BF	H	R	ER	SO	BB	IBB	HBP	BLK	WP	HR	S	P	ERA	WHIP										
44 Roy Oswalt, R ERA: 3.11	8.0	W	29	6	1	1	2	0	0	0	0	0	0	70	105	1.12	1.000										
Billy Wagner, L ERA: 3.05	1.0		3	0	0	0	1	0	0	0	0	0	0	6	9	0.00	0.000										

Houston Astros @ Cincinnati Reds
Cinergy Field, Cincinnati, OH
Sat Aug 17 2002, 7:10 PM EDT
Att: 25,967 - Sunny - 87 F

AB 29
R 1
H 6
RBI 0
BB 2
SO 3
LOB 10



Batter	1	2	3	4	5	6	7	8	9	10	AB	R	H	RBI	BB	SO	LOB	TOP					
Jose Vizcaino, S OBP: 0.348, SLG: 0.395 (1, 4)	P5		K			F8		K			4	0	0	0	0	2	0						
Brad Ausmus, R OBP: 0.333, SLG: 0.369 (1, 2)						F8			L8		3	0	1	0	1	0	0						
17 Lance Berkman, S OBP: 0.405, SLG: 0.575 (1, 8)						F7			F7		4	0	0	0	0	1	2						
5 Jeff Bagwell, R OBP: 0.397, SLG: 0.509 (1, 3)						P3			K		4	1	1	1	0	1	2						
Daryle Ward, L OBP: 0.328, SLG: 0.422 (1, 7)																							
Craig Biggio, R OBP: 0.340, SLG: 0.417 (10, PH)																							
Ricky Stone, R (10, 1)																							
Richard Hidalgo, R OBP: 0.316, SLG: 0.406 (1, 9)																							
Geoff Blum, S OBP: 0.362, SLG: 0.436 (1, 5)																							
28 Adam Everett, R OBP: 0.290, SLG: 0.222 (1, 6)																							
Carlos Hernández, S OBP: 0.259, SLG: 0.222 (3, 1)																							
Pete Munro, R OBP: 0.267, SLG: 0.267 (7, 1)																							
Pedro Borbon, R OBP: 0.323, SLG: 0.446 (8, PH)																							
Orlando Merced, S OBP: 0.293, SLG: 0.470 (8, 1)																							
Octavio Dotel, R OBP: 0.333, SLG: 0.353 (10, 7)																							
16 Jason Lane, R OBP: 0.333, SLG: 0.353 (10, 7)																							
Inning Stats	R: 0 E: 0 K: 1 S: 9	H: 0 LOB: 1 BB: 1 P: 14	R: 0 E: 0 K: 1 S: 10	H: 0 LOB: 0 BB: 1 P: 19	R: 0 E: 0 K: 2 S: 11	H: 0 LOB: 0 BB: 0 P: 17	R: 0 E: 0 K: 2 S: 7	H: 1 LOB: 1 BB: 0 P: 9	R: 0 E: 0 K: 1 S: 11	H: 1 LOB: 1 BB: 0 P: 15	R: 0 E: 0 K: 2 S: 7	H: 0 LOB: 0 BB: 0 P: 10	R: 0 E: 0 K: 1 S: 5	H: 0 LOB: 0 BB: 0 P: 8	R: 0 E: 0 K: 0 S: 8	H: 0 LOB: 0 BB: 0 P: 14	1B: 2 2B: 0 3B: 0 HR: 1	SF: 0 SAC: 0 DP: 1 HBP: 0	WP: 0 PA: 34 PB: 1 SB: 0 CS: 0				
PITCHER	IP WLS BF H R ER SO BB IBB HBP BLK WP HR S P ERA WHIP	3.0 0 10 0 0 0 4 2 0 0 0 0 0 0 30 50 0.00 0.667	4.1 0 15 3 1 1 3 0 0 0 0 0 1 37 56 2.25 0.750	8.1 0 20 6 0 0 3 0 0 0 0 0 0 0 12 18 0.00 0.000	10.1 0 30 6 0 0 0 0 0 0 0 0 0 0 8 14 0.00 0.000	10.1 0 30 6 0 0 0 0 0 0 0 0 0 0 8 14 0.00 0.000	10.1 0 30 6 0 0 0 0 0 0 0 0 0 0 8 14 0.00 0.000	10.1 0 30 6 0 0 0 0 0 0 0 0 0 0 8 14 0.00 0.000	10.1 0 30 6 0 0 0 0 0 0 0 0 0 0 8 14 0.00 0.000	10.1 0 30 6 0 0 0 0 0 0 0 0 0 0 8 14 0.00 0.000	10.1 0 30 6 0 0 0 0 0 0 0 0 0 0 8 14 0.00 0.000	10.1 0 30 6 0 0 0 0 0 0 0 0 0 0 8 14 0.00 0.000	10.1 0 30 6 0 0 0 0 0 0 0 0 0 0 8 14 0.00 0.000	10.1 0 30 6 0 0 0 0 0 0 0 0 0 0 8 14 0.00 0.000	10.1 0 30 6 0 0 0 0 0 0 0 0 0 0 8 14 0.00 0.000	10.1 0 30 6 0 0 0 0 0 0 0 0 0 0 8 14 0.00 0.000	10.1 0 30 6 0 0 0 0 0 0 0 0 0 0 8 14 0.00 0.000	10.1 0 30 6 0 0 0 0 0 0 0 0 0 0 8 14 0.00 0.000	10.1 0 30 6 0 0 0 0 0 0 0 0 0 0 8 14 0.00 0.000				
Barry Larkin, R OBP: 0.304, SLG: 0.372 (1, 6)	P4		K			F8					4	0	0	0	0	1	0						
Aaron Boone, R OBP: 0.318, SLG: 0.454 (1, 5)	L3		K			G6-3			K		4	0	0	0	0	2	0						
Adam Dunn, L OBP: 0.437, SLG: 0.520 (1, 7)						F9			K		4	0	0	0	0	2	0						
Austin Kearns, R OBP: 0.399, SLG: 0.471 (1, 8)																							
Sean Casey, L OBP: 0.345, SLG: 0.384 (1, 3)																							
Ruben Mateo, R OBP: 0.314, SLG: 0.417 (1, 9)																							
Bruce Chen, L OBP: 0.333, SLG: 0.400 (4, 1)																							
Russell Branyan, L OBP: 0.323, SLG: 0.446 (7, PH)																							
Scott Williamson, R OBP: 0.323, SLG: 0.446 (8, 1)																							
Gabe White, L (10, 1)																							
Juan Castro, R OBP: 0.182, SLG: 0.157 (1, 4)																							
Jason LaRue, R OBP: 0.308, SLG: 0.373 (1, 2)																							
Jimmy Haynes, R OBP: 0.196, SLG: 0.222 (1, 1)																							
Reggie Taylor, L OBP: 0.275, SLG: 0.455 (3, PH)																							
Reggie Taylor, L OBP: 0.275, SLG: 0.455 (4, 8)																							
Inning Stats	R: 0 E: 0 K: 1 S: 9	H: 0 LOB: 0 BB: 0 P: 14	R: 1 E: 0 K: 1 S: 13	H: 1 LOB: 1 BB: 1 P: 20	R: 0 E: 0 K: 2 S: 10	H: 0 LOB: 0 BB: 0 P: 14	R: 0 E: 0 K: 1 S: 8	H: 0 LOB: 1 BB: 1 P: 15	R: 0 E: 0 K: 0 S: 6	H: 1 LOB: 0 BB: 0 P: 8	R: 0 E: 0 K: 0 S: 7	H: 0 LOB: 0 BB: 0 P: 12	R: 0 E: 0 K: 1 S: 6	H: 0 LOB: 0 BB: 0 P: 9	R: 0 E: 0 K: 0 S: 10	H: 1 LOB: 0 BB: 0 P: 15	R: 0 E: 0 K: 2 S: 10	H: 0 LOB: 0 BB: 0 P: 16	R: 1 E: 0 K: 1 S: 7	H: 1 LOB: 0 BB: 0 P: 10	1B: 2 2B: 0 3B: 0 HR: 2	SF: 0 SAC: 0 DP: 2 HBP: 0	WP: 0 PA: 32 PB: 0 SB: 0 CS: 0
PITCHER	IP WLS BF H R ER SO BB IBB HBP BLK WP HR S P ERA WHIP	2.0 0 8 1 1 1 2 1 0 0 0 0 0 0 34 54 0.00 0.429	7.1 0 27 6 0 0 1 0 0 0 0 0 0 0 3 4 0.00 0.000	8.1 0 30 6 0 0 2 0 0 0 0 0 0 0 20 31 0.00 0.500	10.1 0 30 6 0 0 0 0 0 0 0 0 0 0 7 10 27.00 3.000	10.1 0 30 6 0 0 0 0 0 0 0 0 0 0 7 10 27.00 3.000	10.1 0 30 6 0 0 0 0 0 0 0 0 0 0 7 10 27.00 3.000	10.1 0 30 6 0 0 0 0 0 0 0 0 0 0 7 10 27.00 3.000	10.1 0 30 6 0 0 0 0 0 0 0 0 0 0 7 10 27.00 3.000	10.1 0 30 6 0 0 0 0 0 0 0 0 0 0 7 10 27.00 3.000	10.1 0 30 6 0 0 0 0 0 0 0 0 0 0 7 10 27.00 3.000	10.1 0 30 6 0 0 0 0 0 0 0 0 0 0 7 10 27.00 3.000	10.1 0 30 6 0 0 0 0 0 0 0 0 0 0 7 10 27.00 3.000	10.1 0 30 6 0 0 0 0 0 0 0 0 0 0 7 10 27.00 3.000	10.1 0 30 6 0 0 0 0 0 0 0 0 0 0 7 10 27.00 3.000	10.1 0 30 6 0 0 0 0 0 0 0 0 0 0 7 10 27.00 3.000	10.1 0 30 6 0 0 0 0 0 0 0 0 0 0 7 10 27.00 3.000	10.1 0 30 6 0 0 0 0 0 0 0 0 0 0 7 10 27.00 3.000	10.1 0 30 6 0 0 0 0 0 0 0 0 0 0 7 10 27.00 3.000	10.1 0 30 6 0 0 0 0 0 0 0 0 0 0 7 10 27.00 3.000			

Houston Astros @ Cincinnati Reds
Cinergy Field, Cincinnati, OH
Sun-Aug 18, 2002, 1:15 PM EDT
Att: 20,117 - Cloudy - 80 F

AB	32
R	1
H	3
RBI	1
BB	2
SO	10
LOB	8



Houston Astros @ Cincinnati Reds
Cinergy Field, Cincinnati, OH
Sun-Aug 18, 2002, 1:15 PM EDT
Att: 20,117 - Cloudy - 80 F

AB	30
R	2
H	4
RBI	2
BB	2
SO	9
LOB	6



Batter	1	2	3	4	5	6	7	8	9	AB	R	H	RBI	BB	SO	LOB	TOP					
Brad Ausmus, R OBP: 0.334, SLG: 0.370 (1, 2)	F9		SF9		G4-6-3		G1-3		G1-3	4	0	2	2	0	0	0						
Craig Biggio, R OBP: 0.337, SLG: 0.413 (1, 4)	L5		F2		F8		G4-3			4	0	0	0	0	0	2						
17 Lance Berkman, S OBP: 0.403, SLG: 0.579 (1, 8)	G4-3		HR		G4-6-3				L6	4	1	1	2	0	0	1						
5 Jeff Bagwell, R OBP: 0.395, SLG: 0.514 (1, 3)		K	F8						HR	4	1	1	1	0	2	0						
Daryle Ward, L OBP: 0.327, SLG: 0.420 16 Jason Lane, R OBP: 0.333, SLG: 0.353 (8, 7)	F8			K					G6-3	4	0	1	0	0	1	0						
Richard Hidalgo, R OBP: 0.316, SLG: 0.412 (1, 9)	G5-3			HR					G6-3	4	1	1	1	0	0	1						
Geoff Blum, S OBP: 0.366, SLG: 0.436 (1, 5)			WP 1B							2	1	1	0	2	0	0						
28 Adam Everett, R OBP: 0.303, SLG: 0.228 (1, 6)			1B WP							3	2	1	0	1	1	3						
Wade Miller, R OBP: 0.205, SLG: 0.233 Ricky Stone, R Billy Wagner, L (8, 1) (9, 1)			1B HR						SH3-4	3	1	1	1	0	2	1						
Inning Stats	R: 0 E: 0 K: 0 S: 8	H: 0 LOB: 0 BB: 0 P: 11	R: 0 E: 0 K: 1 S: 7	H: 0 LOB: 0 BB: 0 P: 13	R: 4 E: 0 K: 0 S: 14	H: 3 LOB: 0 BB: 1 P: 27	R: 1 E: 0 K: 3 S: 12	H: 1 LOB: 1 BB: 0 P: 20	R: 0 E: 0 K: 1 S: 10	H: 1 LOB: 0 BB: 1 P: 20	R: 0 E: 0 K: 1 S: 9	H: 0 LOB: 0 BB: 0 P: 10	R: 1 E: 0 K: 0 S: 9	H: 1 LOB: 0 BB: 0 P: 15	R: 1 E: 0 K: 0 S: 7	H: 2 LOB: 1 BB: 0 P: 12	1B: 6 2B: 0 3B: 0 HR: 3	SF: 1 SAC: 1 DP: 1 HBP: 0	WP: 1 PB: 1 SB: 2 CS: 0	PA: 37		
PITCHER	IP	WLS	BF	H	R	ER	SO	BB	IBB	HBP	BLK	WP	HR	S	P	ERA	WHIP					
Jared Fernandez, R ERA: 4.27 John Riedling, R ERA: 2.55 Danny Graves, R ERA: 3.75 Jose Rijo, R ERA: 5.03	(1, 1)	5.0	L	21	5	5	5	4	2	0	0	0	1	2	47	80	9.00	1.400				
	(6, 1)	1.0		5	1	0	0	1	0	1	0	0	0	0	10	20	0.00	1.000				
	(7, 1)	2.0		7	1	1	1	1	0	0	0	0	0	1	18	25	4.50	0.500				
	(9, 1)	1.0		4	2	1	1	0	0	0	0	0	0	7	12	9.00	2.000					

Houston Astros @ Cincinnati Reds
Cinergy Field, Cincinnati, OH
Mon Aug 19 2002, 12:35 PM EDT
Att: 16,660 - Overcast - 77 F

AB	32
R	7
H	9
RBI	7
BB	3
SO	6
LOB	8



Batter	1	2	3	4	5	6	7	8	9	AB	R	H	RBI	BB	SO	LOB	BOTTOM					
Todd Walker, L OBP: 0.335, SLG: 0.414 (1, 4)	E8		K		P6		G3-1		K	5	1	1	0	0	2	3						
Aaron Boone, R OBP: 0.319, SLG: 0.458 (1, 5)	SF8		K							4	0	2	2	0	2	1						
Adam Dunn, L OBP: 0.432, SLG: 0.514 (1, 7)	G3			K						5	0	0	0	0	2	2						
Austin Kearns, R OBP: 0.400, SLG: 0.470 (7, 8)	K			G1-3						3	0	1	0	1	2	0						
Sean Casey, L OBP: 0.347, SLG: 0.381 (1, 3)			K	G1-3						3	1	0	0	1	1	1						
Barry Larkin, R OBP: 0.304, SLG: 0.370 (1, 6)	G4-3			G3-1						4	1	1	0	0	0	4						
Reggie Taylor, L OBP: 0.282, SLG: 0.467 Danny Graves, R Jose Rijo, R OBP: 0.322, SLG: 0.446 Ken Griffey Jr., L OBP: 0.384, SLG: 0.444 (8, PH) (9, PH)										2	0	1	0	1	1	3						
Kelly Stinnett, R OBP: 0.381, SLG: 0.382 (1, 2)	CS		SH3							2	1	1	0	2	1	1						
Jared Fernandez, R OBP: 0.273, SLG: 0.200 Russell Branyan, L OBP: 0.322, SLG: 0.446 John Riedling, R Ruben Mateo, R OBP: 0.302, SLG: 0.400 (7, 9)			SH3							0	0	0	0	0	0	0						
Inning Stats	R: 1 E: 1 K: 1 S: 8	H: 1 LOB: 0 BB: 0 P: 11	R: 0 E: 0 K: 1 S: 9	H: 0 LOB: 1 BB: 1 P: 16	R: 0 E: 0 K: 2 S: 11	H: 1 LOB: 1 BB: 0 P: 15	R: 0 E: 0 K: 1 S: 8	H: 1 LOB: 1 BB: 0 P: 12	R: 0 E: 0 K: 2 S: 13	H: 1 LOB: 1 BB: 0 P: 19	R: 0 E: 0 K: 1 S: 12	H: 1 LOB: 3 BB: 2 P: 25	R: 0 E: 0 K: 0 S: 6	H: 0 LOB: 0 BB: 1 P: 12	R: 0 E: 0 K: 2 S: 10	H: 0 LOB: 0 BB: 0 P: 16	R: 4 E: 1 K: 3 S: 21	H: 3 LOB: 1 BB: 1 P: 30	1B: 3 2B: 3 3B: 1 HR: 1	SF: 1 SAC: 1 DP: 1 HBP: 0	WP: 0 PB: 0 SB: 0 CS: 1	PA: 40
PITCHER	IP	WLS	BF	H	R	ER	SO	BB	IBB	HBP	BLK	WP	HR	S	P	ERA	WHIP					
Wade Miller, R ERA: 3.81 Ricky Stone, R ERA: 3.53 Billy Wagner, L ERA: 3.15	(1, 1)	7.0	W	28	5	1	0	8	4	0	0	0	0	0	67	110	0.00	1.286				
	(8, 1)	1.0		6	2	3	2	2	0	0	0	0	0	1	16	25	18.00	2.000				
	(9, 1)	1.0	S	5	1	1	1	3	1	0	0	0	0	0	15	21	9.00	2.000				

Houston Astros @ Cincinnati Reds
Cinergy Field, Cincinnati, OH
Mon Aug 19 2002, 12:35 PM EDT
Att: 16,660 - Overcast - 77 F

AB	32
R	5
H	8
RBI	5
BB	5
SO	13
LOB	18



Batter	1	2	3	4	5	6	7	8	9	AB	R	H	RBI	BB	SO	LOB	TOP											
Barry Larkin, R OBP: 0.305, SLG: 0.373 (1, 6)										5	1	2	0	0	0	2	Cincinnati Reds @ Arizona Diamondbacks Bank One Ballpark, Phoenix, AZ Tue Aug 20 2002, 9:35 PM EDT Att: 39,145 - Dome - 72 F AB 34 R 3 H 9 RBI 3 BB 4 SO 13 LOB 22 											
Adam Dunn, L OBP: 0.428, SLG: 0.507 (1, 7)										5	0	0	0	0	5	3												
Aaron Boone, R OBP: 0.316, SLG: 0.453 (1, 5)										5	0	0	0	0	3	2												
Austin Kearns, R OBP: 0.407, SLG: 0.483 (1, 8)										3	1	3	1	2	0	0												
Sean Casey, L OBP: 0.348, SLG: 0.379 (1, 3)										4	1	1	0	1	1	3												
Ruben Mateo, R OBP: 0.315, SLG: 0.400 Reggie Taylor, L OBP: 0.282, SLG: 0.476 (1, 9)										0	0	0	1	0	0	0												
Todd Walker, L OBP: 0.335, SLG: 0.412 (1, 4)										4	0	1	0	0	1	4												
Kelly Stinnett, R OBP: 0.400, SLG: 0.389 Ken Griffey Jr., L OBP: 0.382, SLG: 0.444 Jason LaRue, R OBP: 0.308, SLG: 0.373 (8, PH)										2	0	1	0	1	1	1												
Ryan Dempster, R OBP: 0.183, SLG: 0.191 Juan Castro, R OBP: 0.179, SLG: 0.204 Scott Williamson, R Gabe White, L Russell Branyan, L Joey Hamilton, R Bruce Chen, L Danny Graves, R (8, PH)										0	0	0	0	0	0	0												
Inning Stats	R: 1 E: 0 K: 0 S: 14	H: 1 LOB: 3 BB: 2 P: 31	R: 0 E: 0 K: 1 S: 10	H: 0 LOB: 1 BB: 1 P: 18	R: 0 E: 0 K: 2 S: 14	H: 1 LOB: 1 BB: 0 P: 19	R: 0 E: 0 K: 1 S: 10	H: 1 LOB: 0 BB: 0 P: 14	R: 1 E: 0 K: 3 S: 11	H: 3 LOB: 2 BB: 1 P: 15	R: 0 E: 0 K: 1 S: 8	H: 0 LOB: 0 BB: 0 P: 10	R: 1 E: 0 K: 0 S: 14	H: 3 LOB: 2 BB: 1 P: 16	R: 0 E: 0 K: 1 S: 14	H: 1 LOB: 2 BB: 1 P: 22		1B: 6 2B: 1 3B: 1 HR: 1	SF: 1 SAC: 1 DP: 0 HBP: 1	WP: 1 PB: 0 SB: 1 CS: 0	PA: 41							
PITCHER	IP	WLS	BF	H	R	ER	SO	BB	IBB	HBP	BLK	WP	HR	S	P	ERA	WHIP											
Randy Johnson, L ERA: 2.55	(1, 1)	7.0		30	5	2	2	12	3	0	1	0	0	1	118	2.57	1.143											
Mike Koptove, R ERA: 2.31	(8, 1)	0.0		1	1	1	0	0	0	0	0	0	0	1	1	∞	∞											
Mike Myers, L ERA: 3.86	(8, 1)	0.1	H	3	2	0	0	0	0	0	0	0	0	8	10	0.00	6.000											
Mike Fetters, R ERA: 2.86	(8, 1)	0.2	W	2	0	0	0	0	0	0	0	0	0	5	5	0.00	0.000											
Byung-Hyun Kim, R ERA: 2.24	(9, 1)	1.0	S	5	1	0	0	1	1	0	0	0	1	0	14	22	0.00	2.000										

Batter	1	2	3	4	5	6	7	8	9	AB	R	H	RBI	BB	SO	LOB	BOTTOM											
Tony Womack, L OBP: 0.321, SLG: 0.343 (1, 6)										2	1	2	1	2	0	0	Cincinnati Reds @ Arizona Diamondbacks Bank One Ballpark, Phoenix, AZ Tue Aug 20 2002, 9:35 PM EDT Att: 39,145 - Dome - 72 F AB 29 R 5 H 7 RBI 5 BB 5 SO 6 LOB 14 											
Quinton McCracken, S OBP: 0.382, SLG: 0.460 (1, 9)										4	0	1	1	0	0	4												
Junior Spivey, R OBP: 0.401, SLG: 0.506 (1, 4)										4	2	0	0	0	1	3												
Steve Finley, L OBP: 0.363, SLG: 0.479 (1, 8)										3	1	1	0	1	1	0												
Erubiel Durazo, L OBP: 0.417, SLG: 0.655 (1, 3)										3	0	1	1	1	0	0												
Matt Williams, R OBP: 0.318, SLG: 0.418 (1, 5)										3	0	1	1	0	1	2												
David Dellucci, L OBP: 0.313, SLG: 0.420 (1, 7)										3	1	0	1	1	0	2												
Chad Moeller, R OBP: 0.305, SLG: 0.278 (1, 2)										4	0	1	0	0	1	1												
Randy Johnson, R OBP: 0.139, SLG: 0.132 Jay Bell, R OBP: 0.281, SLG: 0.429 Mike Koptove, R Mike Myers, L Mike Fetters, R Byung-Hyun Kim, R OBP: 1.000, SLG: 1.000 (8, PH)										2	0	0	0	0	2	2												
Inning Stats	R: 2 E: 0 K: 0 S: 19	H: 4 LOB: 1 BB: 0 P: 28	R: 1 E: 0 K: 1 S: 11	H: 2 LOB: 2 BB: 1 P: 16	R: 0 E: 0 K: 0 S: 9	H: 1 LOB: 1 BB: 0 P: 11	R: 0 E: 0 K: 1 S: 9	H: 0 LOB: 1 BB: 1 P: 16	R: 0 E: 0 K: 2 S: 8	H: 0 LOB: 0 BB: 0 P: 10	R: 0 E: 0 K: 2 S: 8	H: 0 LOB: 0 BB: 1 P: 13	R: 0 E: 0 K: 0 S: 4	H: 0 LOB: 0 BB: 1 P: 11	R: 2 E: 0 K: 1 S: 13	H: 0 LOB: 2 BB: 2 P: 27		1B: 6 2B: 1 3B: 0 HR: 0	SF: 1 SAC: 0 DP: 1 HBP: 0	WP: 1 PB: 0 SB: 0 CS: 1	PA: 36							
PITCHER	IP	WLS	BF	H	R	ER	SO	BB	IBB	HBP	BLK	WP	HR	S	P	ERA	WHIP											
Ryan Dempster, R ERA: 5.76	(1, 1)	5.0		23	7	3	3	3	2	0	0	0	0	0	10	17	0.00	0.000										
Scott Williamson, R ERA: 3.76	(6, 1)	1.1		4	0	0	0	2	0	0	0	0	0	2	7	0.00	1.500											
Gabe White, L ERA: 2.91	(7, 1)	0.2		2	0	0	0	1	0	0	0	0	0	2	7	0.00	1.500											
Joey Hamilton, R ERA: 6.79	(8, 1)	0.0	L	2	0	0	2	1	1	0	0	0	1	0	7	13	∞	∞										
Bruce Chen, L ERA: 5.37	(8, 1)	0.0		1	0	0	0	0	1	0	0	0	0	2	6	∞	∞											

Batter	1	2	3	4	5	6	7	8	9	AB	R	H	RBI	BB	SO	LOB	TOP			
Todd Walker, L (1,4) OBP: 0.334, SLG: 0.415	L8			L7		1B 3B		G1-3		4	1	1	0	0	0	0	Cincinnati Reds @ Arizona Diamondbacks Bank One Ballpark, Phoenix, AZ Wed Aug 21 2002, 10:05 PM EDT Att: 37,080 - Dome - 72 F livebaseballscorecards.com			
Aaron Boone, R (1,5) OBP: 0.316, SLG: 0.453	G4-3			K		1B		G5-3		3	0	1	1	0	1	0				
Luke Hudson, R (6,1)										0	0	0	0	0	0	0				
Kelly Stinnett, R (7,2) OBP: 0.391, SLG: 0.378										1	0	0	0	0	0	0				
Adam Dunn, L (1,7) OBP: 0.425, SLG: 0.502	G3			F3		K		F8		4	0	0	0	0	1	1				
Austin Kearns, R (1,9) OBP: 0.411, SLG: 0.500		K			G4-3 3B	1B			HR	4	2	3	1	0	1	0				
Sean Casey, L (1,3) OBP: 0.347, SLG: 0.376	G3			G4-3 SH1-4 BB		K		K		3	0	0	0	1	2	2				
Barry Larkin, R (1,6) OBP: 0.394, SLG: 0.372										1	0	0	0	0	0	0				
Jose Rijo, R (3,1) OBP: 0.125, SLG: 0.125										0	0	0	0	0	0	0				
Juan Castro, R (6,6) OBP: 0.190, SLG: 0.167										2	0	1	0	0	1	0				
Reggie Taylor, L (1,8) OBP: 0.276, SLG: 0.466			F8		G4-3		K		K	4	0	0	1	0	2	2				
Jason LaRue, R (1,2) OBP: 0.305, SLG: 0.369			G3-1							3	0	0	0	0	2	2				
Bruce Chen, L (7,1) OBP: 0.333, SLG: 0.400										0	0	0	0	0	0	0				
Brian Moehler, R (1,1)										0	0	0	0	0	0	0				
Russell Branyan, L (3,PH) OBP: 0.318, SLG: 0.440										3	0	0	0	0	2	1				
Inning Stats	R: 0 E: 0 K: 0 S: 5	H: 0 LOB: 0 BB: 0 P: 5	R: 0 E: 0 K: 1 S: 6	H: 0 LOB: 0 BB: 0 P: 6	R: 0 E: 0 K: 1 S: 6	H: 0 LOB: 0 BB: 0 P: 7	R: 0 E: 0 K: 1 S: 6	H: 0 LOB: 0 BB: 0 P: 8	R: 1 E: 0 K: 3 S: 19	H: 3 LOB: 2 BB: 0 P: 23	R: 0 E: 0 K: 2 S: 10	H: 1 LOB: 1 BB: 0 P: 12	R: 0 E: 0 K: 0 S: 6	H: 0 LOB: 0 BB: 0 P: 9	R: 1 E: 0 K: 3 S: 11	H: 1 LOB: 0 BB: 0 P: 16	1B: 3 2B: 0 3B: 2 HR: 1	SF: 0 SAC: 1 DP: 0 HBP: 0	WP: 0 PB: 0 SB: 0 CS: 0	PA: 34
PITCHER	IP WLS BF H R ER SO BB IBB HBP BLK WP HR S P ERA WHIP																			
Curt Schilling, R (1,1) ERA: 2.68	7.0 W 27 5 2 2 9 1 0 0 0 0 0 58 75 2.57 0.857																			
Brian Anderson, L (8,1) ERA: 4.73	1.0 3 0 0 0 0 0 0 0 0 0 0 6 9 0.00 0.000																			
Matt Mantei, R (9,1) ERA: 5.65	1.0 4 1 1 1 3 0 0 0 0 0 0 1 11 9.00 1.000																			


Batter	1	2	3	4	5	6	7	8	9	AB	R	H	RBI	BB	SO	LOB	BOTTOM			
Tony Womack, L (1,6) OBP: 0.321, SLG: 0.343	HR	L5		P6		WP 1B BB	E6 1B			5	1	2	0	0	0	3	Cincinnati Reds @ Arizona Diamondbacks Bank One Ballpark, Phoenix, AZ Wed Aug 21 2002, 10:05 PM EDT Att: 37,080 - Dome - 72 F livebaseballscorecards.com			
Quinton McCracken, S (1,9) OBP: 0.380, SLG: 0.504	HR	2B 1B		G3		F7				5	2	3	3	0	0	2				
Junior Spivey, R (1,4) OBP: 0.406, SLG: 0.512										3	3	2	3	2	0	2				
Brian Anderson, R (8,1) OBP: 0.154, SLG: 0.211										0	0	0	0	0	0	0				
Matt Mantei, R (9,1) ERA: 5.65										0	0	0	0	0	0	0				
Steve Finley, L (1,8) OBP: 0.366, SLG: 0.488	G4-3									5	0	3	3	0	1	2				
Erubiel Durazo, L (1,3) OBP: 0.416, SLG: 0.644	G4-3									4	1	1	0	1	1	3				
Matt Williams, R (1,5) OBP: 0.307, SLG: 0.402	P4									4	0	0	0	0	0	2				
Jay Bell, R (8,5) OBP: 0.273, SLG: 0.414										1	0	0	0	0	0	1				
David Dellucci, L (1,7) OBP: 0.315, SLG: 0.416	G3									4	1	1	0	1	0	2				
Damian Miller, R (1,2) OBP: 0.351, SLG: 0.460										3	2	1	0	1	1	1				
Curt Schilling, R (1,1) OBP: 0.250, SLG: 0.206										1	1	0	0	1	0	0				
Greg Colbrunn, R (7,PH) OBP: 0.363, SLG: 0.577										1	0	0	0	0	0	2				
Alex Cintron, S (8,4) OBP: 0.347, SLG: 0.409										0	0	0	0	0	0	0				
Inning Stats	R: 3 E: 0 K: 0 S: 18	H: 3 LOB: 1 BB: 1 P: 31	R: 3 E: 0 K: 1 S: 20	H: 4 LOB: 1 BB: 0 P: 28	R: 0 E: 0 K: 1 S: 12	H: 0 LOB: 0 BB: 0 P: 16	R: 2 E: 0 K: 0 S: 10	H: 2 LOB: 1 BB: 1 P: 20	R: 0 E: 0 K: 1 S: 4	H: 1 LOB: 0 BB: 0 P: 5	R: 0 E: 0 K: 1 S: 15	H: 1 LOB: 2 BB: 1 P: 26	R: 3 E: 1 K: 0 S: 19	H: 1 LOB: 2 BB: 3 P: 38	R: 0 E: 0 K: 0 S: 8	H: 1 LOB: 1 BB: 0 P: 13	1B: 8 2B: 3 3B: 1 HR: 1	SF: 0 SAC: 1 DP: 1 HBP: 0	WP: 2 PB: 0 SB: 0 CS: 0	PA: 43
PITCHER	IP WLS BF H R ER SO BB IBB HBP BLK WP HR S P ERA WHIP																			
Brian Moehler, R (1,1) ERA: 4.73	2.0 L 14 7 6 6 1 1 0 0 0 0 0 36 56 4.91 1.364																			
Jose Rijo, R (3,1) ERA: 5.02	3.2 15 4 2 2 1 1 0 0 0 0 0 36 56 4.91 1.364																			
Luke Hudson, R (6,1) ERA: 4.5	1.0 7 0 3 1 1 4 0 0 0 0 2 0 14 36 9.00 4.000																			
Bruce Chen, L (7,1) ERA: 5.27	1.1 7 2 0 0 0 0 0 0 0 0 0 0 18 26 0.00 1.500																			



Batter	1	2	3	4	5	6	7	8	9	AB	R	H	RBI	BB	SO	LOB	TOP										
Todd Walker, L OBP: 0.335, SLG: 0.415 (1, 4)	G3-1		B1-3			F7			G4-3 WP 1B	5	0	2	0	0	0	1											
Aaron Boone, R OBP: 0.317, SLG: 0.454 (1, 6)	K		G5-3						K	5	0	2	0	0	2	2											
Adam Dunn, L OBP: 0.423, SLG: 0.498 (1, 7)	P5		G4-3			K			G4-3	4	0	0	0	1	1	3											
Austin Kearns, R OBP: 0.411, SLG: 0.497 (1, 9)		G4-3 BB	K			G5-3 E HBP 1B			G6-3	4	0	1	0	1	1	4											
Sean Casey, L OBP: 0.346, SLG: 0.373 (1, 3)	G4-3	G6-3				F8				3	0	0	0	0	0	4											
Russell Branyan, L OBP: 0.314, SLG: 0.434 (1, 5)	K			E1 2B 3B	E5	G5-3				4	1	0	0	0	1	3											
Reggie Taylor, L OBP: 0.281, SLG: 0.469 (1, 8)						K			K	3	1	1	0	1	2	3											
Jason LaRue, R OBP: 0.308, SLG: 0.375 (1, 2)						G5-3			F8	3	1	1	2	1	0	3											
Chris Reitsma, R Ruben Marmola, R Bruce Chen, L Joey Hamilton, R Barry Larkin, R Gabe White, L (1, 1) (5, PH) (6, 1) (6, 1) (8, PH) (8, 1)						G6-3			F7	2	0	1	1	0	1	3											
Inning Stats	R: 0 E: 0 K: 1 S: 8	H: 0 LOB: 0 BB: 0 P: 9	R: 0 E: 0 K: 2 S: 17	H: 0 LOB: 3 BB: 3 P: 34	R: 0 E: 0 K: 1 S: 11	H: 2 LOB: 2 BB: 1 P: 18	R: 3 E: 1 K: 0 S: 10	H: 3 LOB: 1 BB: 0 P: 15	R: 0 E: 0 K: 1 S: 12	H: 1 LOB: 1 BB: 0 P: 16	R: 0 E: 0 K: 0 S: 6	H: 0 LOB: 0 BB: 0 P: 8	R: 0 E: 0 K: 1 S: 7	H: 0 LOB: 0 BB: 0 P: 11	R: 0 E: 0 K: 1 S: 13	H: 1 LOB: 1 BB: 0 P: 18	1B: 5 2B: 2 3B: 1 HR: 0	SF: 0 SAC: 0 DP: 2 HBP: 1	WP: 1 PB: 0 SB: 0 CS: 0	PA: 40							
PITCHER	IP	WLS	BF	H	R	ER	SO	BB	IBB	HBP	BLK	WP	HR	S	P	ERA	WHIP										
Miguel Batista, R ERA: 4.06 (1, 1)	5.0	W	26	6	3	2	5	4	0	1	1	0	0	58	95	3.60	2.000										
Mike Koplove, R ERA: 2.19 (6, 1)	2.0	H	7	1	0	0	1	0	0	0	0	0	0	18	24	0.00	0.500										
Eddie Oropesa, L ERA: 7.36 (8, 1)	0.1	H	1	0	0	0	1	0	0	0	0	0	0	3	4	0.00	0.000										
Mike Fetters, R ERA: 2.82 (8, 1)	0.2		2	0	0	0	0	0	0	0	0	0	0	4	7	0.00	0.000										
Byung-Hyun Kim, R ERA: 2.21 (9, 1)	1.0	S	4	1	0	0	1	0	0	0	0	1	0	13	18	0.00	1.000										

Cincinnati Reds @ Arizona Diamondbacks
Bank One Ballpark, Phoenix, AZ
Thu Aug 22 2002, 9:35 PM EDT
Att: 31,884 - Dome - 72 F


AB 35
R 3
H 8
RBI 3
BB 4
SO 8
LOB 26



Batter	1	2	3	4	5	6	7	8	9	AB	R	H	RBI	BB	SO	LOB	BOTTOM										
Tony Womack, L OBP: 0.321, SLG: 0.349 (1, 6)	K		F7						F8	4	1	1	2	0	1	1											
Quinton McCracken, S OBP: 0.380, SLG: 0.496 (1, 9)	G3		F7						F7	4	0	0	0	0	0	1											
Junior Spivey, R OBP: 0.404, SLG: 0.509 (1, 4)	K								P6	3	1	0	0	1	1	0											
Luis Gonzalez, L OBP: 0.401, SLG: 0.516 (1, 7)		F3							G3	2	1	0	0	2	0	1											
Erubiel Durazo, L OBP: 0.407, SLG: 0.627 (1, 3)	K								L6	4	0	0	0	0	1	3											
Matt Williams, R OBP: 0.314, SLG: 0.415 (1, 5)	K								L6	4	1	2	2	0	1	1											
Steve Finley, L OBP: 0.366, SLG: 0.495 (1, 8)									G4-6-3 HR	3	1	1	1	0	1	2											
Chad Moeller, R OBP: 0.329, SLG: 0.320 (1, 2)									E5 SH1-4 1B	3	1	3	1	0	0	0											
Miguel Batista, R Jay Bell, R Mike Koplove, R Mark Grace, L Eddie Oropesa, L Mike Fetters, R Byung-Hyun Kim, R (1, 1) (5, PH) (6, 1) (7, PH) (8, 1) (8, 1) (8, 1)									F9 HR 2B	0	0	0	0	0	0	0											
Inning Stats	R: 0 E: 0 K: 2 S: 9	H: 0 LOB: 0 BB: 0 P: 15	R: 0 E: 0 K: 2 S: 11	H: 0 LOB: 0 BB: 0 P: 18	R: 1 E: 1 K: 0 S: 11	H: 2 LOB: 1 BB: 0 P: 19	R: 2 E: 0 K: 0 S: 9	H: 1 LOB: 0 BB: 2 P: 19	R: 2 E: 1 K: 0 S: 12	H: 2 LOB: 1 BB: 0 P: 15	R: 1 E: 0 K: 1 S: 8	H: 2 LOB: 1 BB: 0 P: 15	R: 0 E: 0 K: 0 S: 6	H: 0 LOB: 0 BB: 0 P: 8	R: 0 E: 0 K: 0 S: 7	H: 0 LOB: 1 BB: 1 P: 14	1B: 3 2B: 2 3B: 0 HR: 2	SF: 0 SAC: 1 DP: 1 HBP: 0	WP: 0 PB: 0 SB: 0 CS: 0	PA: 33							
PITCHER	IP	WLS	BF	H	R	ER	SO	BB	IBB	HBP	BLK	WP	HR	S	P	ERA	WHIP										
Chris Reitsma, R ERA: 3.65 (6, 1)	5.0	L	22	5	5	5	4	2	0	0	0	0	0	6	13	13.50	1.500										
Bruce Chen, L ERA: 5.35 (6, 1)	1.1		4	1	0	0	0	0	0	0	0	0	0	8	10	0.00	0.750										
Gabe White, L ERA: 2.85 (8, 1)	1.0		4	0	0	0	0	1	0	0	0	0	0	7	14	0.00	1.000										

Cincinnati Reds @ Arizona Diamondbacks
Bank One Ballpark, Phoenix, AZ
Thu Aug 22 2002, 9:35 PM EDT
Att: 31,884 - Dome - 72 F

AB 29
R 6
H 7
RBI 6
BB 3
SO 5
LOB 10



Batter	1	2	3	4	5	6	7	8	9	AB	R	H	RBI	BB	SO	LOB	TOP										
Todd Walker, L (1.4) OBP: 0.331, SLG: 0.411	L4		F9		FC6-5 2B		G4-3		K	5	1	0	1	0	1	2											
Aaron Boone, R (1.5) OBP: 0.317, SLG: 0.455	F9		G5-3				F8			4	1	1	1	0	0	0											
Ken Griffey Jr., L (1.7) OBP: 0.396, SLG: 0.489	HR				G4-3 2B				G4-3 1B	4	1	4	2	0	0	0											
Austin Kearns, R (1.9) OBP: 0.409, SLG: 0.494	1B				G6-3		G6-3		L6	4	0	1	0	0	0	3											
Sean Casey, L (1.3) OBP: 0.345, SLG: 0.375	G1-3				G4-3				G4-3	4	0	1	0	0	0	3											
Barry Larkin, R (1.6) OBP: 0.301, SLG: 0.368			G6-3		G3-1				K	4	0	0	0	0	2	3											
Reggie Taylor, L (1.8) OBP: 0.232, SLG: 0.467			G1-3						F9	3	1	1	0	0	0	1											
Scott Williamson, R (6.1) OBP: 0.222, SLG: 0.308										0	0	0	0	0	0	0											
Joey Hamilton, R (8.1) OBP: 0.304, SLG: 0.385										0	0	0	0	0	0	0											
Ruben Mateo, R (9. PH) OBP: 0.304, SLG: 0.385										1	0	0	0	0	0	0											
Jason LaRue, R (1.2) OBP: 0.307, SLG: 0.374			K						K	4	0	1	0	0	2	1											
Shawn Estes, R (1.1) OBP: 0.081, SLG: 0.189					L5					1	0	0	0	0	0	0											
Adam Dunn, L (6.9) OBP: 0.423, SLG: 0.498									DI 1B	2	0	1	0	0	0	0											
Inning Stats	R: 1 E: 0 K: 0 S: 18	H: 2 LOB: 1 BB: 0 P: 24	R: 0 E: 0 K: 1 S: 7	H: 0 LOB: 0 BB: 0 P: 9	R: 0 E: 0 K: 0 S: 12	H: 0 LOB: 0 BB: 0 P: 20	R: 0 E: 0 K: 0 S: 9	H: 1 LOB: 1 BB: 0 P: 15	R: 3 E: 0 K: 0 S: 13	H: 4 LOB: 1 BB: 0 P: 16	R: 0 E: 0 K: 1 S: 11	H: 1 LOB: 1 BB: 0 P: 18	R: 0 E: 0 K: 0 S: 7	H: 0 LOB: 0 BB: 0 P: 13	R: 0 E: 0 K: 1 S: 10	H: 1 LOB: 1 BB: 0 P: 16	R: 0 E: 0 K: 13 S: 13	H: 1 LOB: 1 BB: 22 P: 22	1B: 6 2B: 3 3B: 0 HR: 1	SF: 0 SAC: 1 DP: 0 HBP: 0	WP: 0 PB: 0 SB: 0 CS: 0	PA: 37					
PITCHER	IP	WLS	BF	H	R	ER	SO	BB	IBB	HBP	BLK	WP	HR	S	P	ERA	WHIP										
Pete Munro, R (1.1) ERA: 3.02	5.0	W	22	7	4	4	1	0	0	0	0	0	1	59	84	7.20	1.400										
Pedro Borbon, L (6.1) ERA: 4.74	0.2	H	3	1	0	0	1	0	0	0	0	0	0	9	13	0.00	1.500										
Tom Gordon, R (6.1) ERA: 3.24	1.1	H	4	0	0	0	0	0	0	0	0	0	0	9	18	0.00	0.000										
Octavio Dotel, R (8.1) ERA: 1.9	1.0	H	4	1	0	0	1	0	0	0	0	0	0	10	16	0.00	1.000										
Billy Wagner, L (9.1) ERA: 3.1	1.0	S	4	1	0	0	2	0	0	0	0	0	0	13	22	0.00	1.000										

Cincinnati Reds @ Houston Astros
Astros Field, Houston, TX
Fri Aug 23 2002, 8:05 PM EDT
Att: 37,469 - Dome - 72 F

AB 36
R 4
H 10
RBI 4
BB 0
SO 5
LOB 13



Batter	1	2	3	4	5	6	7	8	9	AB	R	H	RBI	BB	SO	LOB	BOTTOM										
Brian Hunter, R (1.8) OBP: 0.336, SLG: 0.442	FC5-4 BB	SF8 2B		FC1-6 1B				G6-3		4	0	2	2	1	0	1											
Craig Biggio, R (1.4) OBP: 0.341, SLG: 0.412	F9	SF8		FC4-6 1B			FC5-4 5B 1B	P4		4	0	1	1	0	0	2											
17 Lance Berkman, S (1.7) OBP: 0.407, SLG: 0.582	FC5-4 5B 1B			FC4-6			F9		K	4	0	0	0	1	1	4											
5 Jeff Bagwell, R (1.3) OBP: 0.397, SLG: 0.520	FC6-4						F8 2B			4	1	2	0	0	1	3											
Jose Vizcaino, S (1.5) OBP: 0.355, SLG: 0.413		28 BB 1B BB		F8			F9		F7	3	1	0	0	1	0	3											
Orlando Merced, S (1.9) OBP: 0.360, SLG: 0.458		K		G4-3			F8		K	4	0	0	0	0	2	2											
Brad Ausmus, R (1.2) OBP: 0.344, SLG: 0.389		28 BB 2B 1B		K			28 BB 2B		WP 1B	4	2	3	1	0	1	0											
28 Adam Everett, R (1.6) OBP: 0.311, SLG: 0.250		28 BB 2B BB		K			K		K	3	1	1	1	1	2	1											
Pete Munro, R (1.1) OBP: 0.176, SLG: 0.125										1	1	1	1	1	0	0											
Gregg Zaun, S (5. PH) OBP: 0.274, SLG: 0.318										0	0	0	0	0	1	1											
Pedro Borbon, R (6.1) ERA: 4.58										0	0	0	0	0	0	0											
Tom Gordon, R (6.1) ERA: 3.24										0	0	0	0	0	0	0											
Darvyl Ward, L (7. PH) OBP: 0.320, SLG: 0.420										1	0	0	0	0	0	1											
Octavio Dotel, R (8.1) ERA: 1.9										0	0	0	0	0	0	0											
Billy Wagner, L (9.1) ERA: 3.1										0	0	0	0	0	0	0											
Inning Stats	R: 0 E: 0 K: 0 S: 10	H: 0 LOB: 1 BB: 1 P: 17	R: 4 E: 0 K: 2 S: 19	H: 2 LOB: 2 BB: 4 P: 42	R: 0 E: 0 K: 1 S: 7	H: 0 LOB: 0 BB: 0 P: 11	R: 0 E: 0 K: 1 S: 11	H: 2 LOB: 2 BB: 0 P: 18	R: 2 E: 0 K: 1 S: 13	H: 3 LOB: 1 BB: 0 P: 20	R: 0 E: 0 K: 0 S: 9	H: 2 LOB: 2 BB: 0 P: 13	R: 0 E: 0 K: 2 S: 14	H: 1 LOB: 1 BB: 0 P: 18	R: 0 E: 0 K: 1 S: 6	H: 0 LOB: 0 BB: 0 P: 9	1B: 6 2B: 4 3B: 0 HR: 0	SF: 1 SAC: 0 DP: 0 HBP: 0	WP: 1 PB: 0 SB: 0 CS: 0	PA: 39							
PITCHER	IP	WLS	BF	H	R	ER	SO	BB	IBB	HBP	BLK	WP	HR	S	P	ERA	WHIP										
Shawn Estes, L (1.1) ERA: 4.58	5.0	L	27	7	6	6	5	0	0	0	0	0	0	60	108	10.80	2.400										
Scott Williamson, R (6.1) ERA: 3.62	2.0		9	3	0	0	2	0	0	0	0	1	0	23	31	0.00	1.500										
Joey Hamilton, R (8.1) ERA: 5.66	1.0		3	0	0	0	1	0	0	0	0	0	0	6	9	0.00	0.000										

Cincinnati Reds @ Houston Astros
Astros Field, Houston, TX
Fri Aug 23 2002, 8:05 PM EDT
Att: 37,469 - Dome - 72 F

AB 33
R 6
H 10
RBI 6
BB 5
SO 8
LOB 18



Batter	1	2	3	4	5	6	7	8	9	AB	R	H	RBI	BB	SO	LOB	TOP			
Todd Walker, L (1,4) OBP: 0.330, SLG: 0.407										4	0	1	0	0	1	1	<p>Cincinnati Reds @ Houston Astros Astros Field, Houston, TX Sun Aug 25 2002, 2:35 PM EDT Att: 33,018 - Dome - 72 F</p>			
Aaron Boone, R (1,5) OBP: 0.315, SLG: 0.449										3	0	0	0	1	1					
Ken Griffey Jr., L (1,8) OBP: 0.382, SLG: 0.466										4	0	0	0	0	1	3				
Austin Kearns, R (1,9) OBP: 0.407, SLG: 0.501										4	0	1	0	0	0	0				
Adam Dunn, L (1,7) OBP: 0.420, SLG: 0.499										4	0	1	0	0	3	1				
Sean Casey, L (1,3) OBP: 0.340, SLG: 0.369										4	0	1	0	0	1	2				
Barry Larkin, R (1,6) OBP: 0.298, SLG: 0.362										2	0	0	0	1	0	1				
Kelly Stinnett, R (1,2) OBP: 0.377, SLG: 0.333										3	0	0	0	0	1	2				
Ryan Dempster, R (1,1) OBP: 0.176, SLG: 0.204										2	0	1	0	0	0	0				
Russell Branyan, L (8, PH) OBP: 0.314, SLG: 0.434										0	0	0	0	0	0	0				
Ruben Mateo, R (8, PH) OBP: 0.316, SLG: 0.385										0	0	0	0	1	0	0				
Scott Williamson, R (8,1) OBP: 0.377, SLG: 0.333										0	0	0	0	0	0	0				
Inning Stats	R: 0 H: 0 E: 0 K: 1 S: 10	H: 0 LOB: 0 BB: 0 P: 17	R: 0 H: 1 E: 0 K: 1 S: 12	LOB: 1 BB: 0 P: 19	R: 0 H: 2 E: 0 K: 0 S: 11	LOB: 2 BB: 1 P: 19	R: 0 H: 1 E: 0 K: 0 S: 13	LOB: 2 BB: 1 P: 21	R: 0 H: 0 E: 0 K: 1 S: 6	H: 0 LOB: 0 BB: 0 P: 10	R: 0 H: 0 E: 0 K: 1 S: 7	LOB: 0 BB: 0 P: 11	R: 0 H: 0 E: 0 K: 0 S: 8	H: 0 LOB: 0 BB: 1 P: 16	R: 0 H: 1 E: 0 K: 3 S: 15	LOB: 1 BB: 0 P: 19	1B: 4 2B: 2 3B: 0 HR: 0	SF: 0 SAC: 0 DP: 2 HBP: 0	WP: 0 PB: 0 SB: 1 CS: 0	PA: 33
PITCHER	IP WLS BF H R ER SO BB IBB HBP BLK WP HR S P ERA WHIP																			
Kirk Saarloos, R (1,1) ERA: 5.72	7.0 W 26 4 0 0 5 2 0 0 0 0 0 0 65 106 0.00 0.857																			
Pedro Borbon, L (8,1) ERA: 4.53	2.0 S 7 1 0 0 3 1 0 0 0 0 0 0 23 35 0.00 1.000																			

Batter	1	2	3	4	5	6	7	8	9	AB	R	H	RBI	BB	SO	LOB	BOTTOM			
Orlando Merced, S (1,9) OBP: 0.361, SLG: 0.462										4	0	1	0	0	0	0	<p>Cincinnati Reds @ Houston Astros Astros Field, Houston, TX Sun Aug 25 2002, 2:35 PM EDT Att: 33,018 - Dome - 72 F</p>			
Brian Hunter, R (9,8) OBP: 0.339, SLG: 0.438										0	0	0	0	0	0	0				
Craig Biggio, R (1,4) OBP: 0.339, SLG: 0.407										3	0	0	0	1	1	1				
17 Lance Berkman, S (1,8) OBP: 0.410, SLG: 0.594										2	1	1	1	1	0	1				
5 Jeff Bagwell, R (1,3) OBP: 0.393, SLG: 0.513										3	0	0	0	0	0	2				
Daryle Ward, L (1,7) OBP: 0.330, SLG: 0.419										2	0	0	0	1	0	0				
16 Jason Lane, R (7, PR) OBP: 0.316, SLG: 0.333										0	0	0	0	0	0	0				
Brad Ausmus, R (1,2) OBP: 0.344, SLG: 0.390										3	0	1	0	0	1	1				
Geoff Blum, S (1,5) OBP: 0.363, SLG: 0.428										3	0	0	0	0	1	2				
28 Adam Everett, R (1,6) OBP: 0.312, SLG: 0.242										2	0	0	0	1	1	0				
Kirk Saarloos, R (1,1) ERA: 5.99										2	0	0	0	0	0	2				
Pedro Borbon, R (8,1) ERA: 3.56										1	0	0	0	0	1	0				
Inning Stats	R: 1 H: 1 E: 0 K: 0 S: 13	H: 1 LOB: 0 BB: 0 P: 18	R: 0 H: 0 E: 0 K: 1 S: 7	LOB: 0 BB: 0 P: 13	R: 0 H: 0 E: 0 K: 1 S: 5	LOB: 0 BB: 0 P: 8	R: 0 H: 0 E: 0 K: 0 S: 6	LOB: 0 BB: 1 P: 11	R: 0 H: 1 E: 0 K: 0 S: 9	LOB: 2 BB: 1 P: 19	R: 0 H: 0 E: 0 K: 0 S: 6	LOB: 0 BB: 1 P: 14	R: 0 H: 0 E: 0 K: 1 S: 7	LOB: 0 BB: 1 P: 12	R: 0 H: 1 E: 0 K: 2 S: 10	LOB: 1 BB: 0 P: 12	1B: 0 2B: 1 3B: 1 HR: 1	SF: 0 SAC: 0 DP: 2 HBP: 0	WP: 0 PB: 0 SB: 0 CS: 0	PA: 29
PITCHER	IP WLS BF H R ER SO BB IBB HBP BLK WP HR S P ERA WHIP																			
Ryan Dempster, R (1,1) ERA: 3.56	7.0 L 25 2 1 1 3 3 1 0 0 0 0 0 53 95 1.29 0.714																			
Scott Williamson, R (8,1) ERA: 3.56	1.0 4 1 0 0 2 0 0 0 0 0 0 0 10 12 0.00 1.000																			

AB 30
R 0
H 5
RBI 0
BB 3
SO 8
LOB 11



AB 25
R 1
H 3
RBI 1
BB 4
SO 5
LOB 9



Batter	1	2	3	4	5	6	7	8	9	AB	R	H	RBI	BB	SO	LOB	TOP					
Fernando Vina, L (1.4) OBP: 0.332, SLG: 0.335	0-1 L9-3 1B	0-0 F7	2-3 K			0-0 F9		0-0 G4-6-3		5	0	1	0	0	1	4						
J.D. Drew, L (1.9) OBP: 0.357, SLG: 0.427	1-0 L9-3 1-2	4-1 BB		3-2 15 G3-1 1B		3-2 G1-3			1-0 G6-3	4	0	1	0	1	0	1						
15 Jim Edmonds, L (1.8) OBP: 0.413, SLG: 0.574	3-2 5 BB 1B	1-2 G4-3		1-0 G3-1		2-1 G3			1-2 27 G5-3 5 1B	5	0	2	0	0	0	4						
5 Albert Pujols, R (1.7) OBP: 0.390, SLG: 0.557	4-1 1-2 BB		1-2 HR	4-1 27 G6-3 BB		2-2 27 G5-4-3 1B			1-0 1-2 1B	3	1	3	1	2	0	0						
27 Scott Rolen, R (1.5) OBP: 0.364, SLG: 0.480	1-3 K		0-0 HR	2-2 G6-3		0-0 G5-4-3			3-2 2-3 G5-3	5	1	1	1	0	1	7						
Tino Martinez, L (1.3) OBP: 0.347, SLG: 0.431		1-2 P6	3-2 G4-3		0-0 FC6-4 1B		4-1 BB			3	0	1	0	1	0	0						
Miguel Cairo, R (1.6) OBP: 0.291, SLG: 0.358		0-0 BB 1B	1-2 E		0-1 F7		1-1 F7			4	2	2	0	0	0	2	AB					
Jeff Fassero, L (7.1) OBP: 0.333, SLG: 0.333										0	0	0	0	0	0	0	R					
Mike Matheny, R (8.2) OBP: 0.292, SLG: 0.311										0	0	0	0	0	0	0	H					
Mike DiFelice, R (1.2) OBP: 0.296, SLG: 0.384		4-0 1B	3-1 E8		0-1 F9		0-0 F8			2	0	1	1	1	0	1	RBI					
Kerry Robinson, L (8, PH) OBP: 0.312, SLG: 0.367		1-2 BB	2H 2B							1	0	0	0	0	0	0	BB					
Mike Crudale, R (8.1)										0	0	0	0	0	0	0	SO					
Jason Simontacchi, R (1.1) OBP: 0.244, SLG: 0.205		1-1 BB 1B	1-3 K		1-1 FC6-4		2-1 G4-6-3 1B			3	0	1	1	0	1	2	LOB					
Edgar Renteria, R (7.6) OBP: 0.353, SLG: 0.436		1-3 2H								1	0	1	0	0	0	0						
Inning Stats	R: 0 E: 0 K: 1 S: 11	H: 2 LOB: 2 BB: 1 P: 20	R: 1 E: 0 K: 0 S: 12	H: 2 LOB: 2 BB: 2 P: 23	R: 3 E: 1 K: 2 S: 23	H: 4 LOB: 1 BB: 0 P: 34	R: 0 E: 0 K: 0 S: 8	H: 1 LOB: 1 BB: 1 P: 18	R: 0 E: 0 K: 0 S: 7	H: 1 LOB: 1 BB: 0 P: 8	R: 0 E: 0 K: 0 S: 6	H: 0 LOB: 0 BB: 0 P: 11	R: 0 E: 0 K: 0 S: 8	H: 1 LOB: 1 BB: 1 P: 15	R: 0 E: 0 K: 0 S: 4	H: 1 LOB: 0 BB: 0 P: 6	R: 0 E: 0 K: 0 S: 8	H: 2 LOB: 1 BB: 0 P: 14	1B: 10 2B: 3 3B: 0 HR: 2	SF: 0 SAC: 0 DP: 5 HBP: 0	WP: 0 PB: 0 SB: 0 CS: 0	PA: 41
PITCHER	IP	WLS	BF	H	R	ER	SO	BB	IBB	HBP	BLK	WP	HR	S	P	ERA	WHIP					
Brian Moehler, R (1.1) ERA: 5.03	2.1		15	6	3	3	1	3	0	0	0	0	2	32	56	11.57	3.857					
Chris Reitsma, R (3.1) ERA: 3.61	3.2	W	15	4	1	1	2	1	0	0	0	0	0	35	58	2.46	1.364					
Scott Williamson, R (7.1) ERA: 3.49	1.0	H	4	1	0	0	0	1	0	0	0	0	0	8	15	0.00	2.000					
Scott Sullivan, R (8.1) ERA: 5.1	1.0	H	3	1	0	0	0	0	0	0	0	0	0	4	6	0.00	1.000					
Danny Graves, R (9.1) ERA: 3.46	1.0	S	4	2	0	0	0	0	0	0	0	0	0	8	14	0.00	2.000					

St. Louis Cardinals @ Cincinnati Reds
Cinergy Field, Cincinnati, OH
Tue Aug 27 2002, 5:10 PM EDT
Sunny - 82 F

AB	36
R	4
H	14
RBI	4
BB	5
SO	3
LOB	21



Batter	1	2	3	4	5	6	7	8	9	AB	R	H	RBI	BB	SO	LOB	BOTTOM				
Todd Walker, L (1.4) OBP: 0.331, SLG: 0.407	0-0 F7	1-0 SH5-3 1B		4-2 BB		1-3 K				3	0	1	1	1	1	2					
Aaron Boone, R (1.6) OBP: 0.315, SLG: 0.447	4-1 G4-6-3 BB	SH5-3		2-1 G5-3		1-1 G6-3				2	0	0	0	1	0	1					
Ken Griffey Jr., L (1.8) OBP: 0.379, SLG: 0.457	0-2 G4-6-3 1-2	4-0 IBB			1-0 F9		1-1 F7			3	0	0	0	1	0	1					
Austin Kearns, R (1.9) OBP: 0.407, SLG: 0.500					0-0 G1-5-3		1-0 1B			3	1	1	0	0	0	3					
Reggie Taylor, L (6.8) OBP: 0.296, SLG: 0.470		1B					1B			1	0	1	0	0	0	0					
Adam Dunn, L (1.7) OBP: 0.421, SLG: 0.501		1-1 1B	2-2 F9		0-0 G4-3		2-1 S			4	1	2	0	0	0	0					
Sean Casey, L (1.3) OBP: 0.342, SLG: 0.370		1-0 1B	1-0 L8			1-1 1B	2-2 F8			4	1	2	1	0	0	2					
Russell Branyan, L (1.5) ERA: 4.38		4-0 2-3 3H				1-3 K		1-1 F2		2	1	0	0	1	1	1					
Scott Williamson, R (7.1) OBP: 0.333, SLG: 0.333										0	0	0	0	0	0	0	AB				
Scott Sullivan, R (8.1) OBP: 0.333, SLG: 0.333										0	0	0	0	0	0	0	R				
Ruben Mateo, R (8, PH) OBP: 0.370, SLG: 0.377										1	0	0	0	0	0	0	H				
Danny Graves, R (9.1)										0	0	0	0	0	0	0	RBI				
Kelly Stinnett, R (1.2) OBP: 0.368, SLG: 0.326		3-2 E		1-0 G6-3		0-2 F8		0-3 K		4	1	1	1	0	1	1	BB				
Brian Moehler, R (1.1) ERA: 4.38		1-2 2-3 3H															SO				
Chris Reitsma, R (3.1) ERA: 6.1										1	0	0	0	0	0	0	LOB				
Barry Larkin, R (6, PH) OBP: 0.299, SLG: 0.363		SH5-3 1B		1-1 G5-3		1-3 1B				2	0	1	0	0	0	0					
Inning Stats	R: 0 E: 0 K: 0 S: 5	H: 0 LOB: 0 BB: 1 P: 9	R: 5 E: 1 K: 0 S: 21	H: 5 LOB: 2 BB: 2 P: 39	R: 0 E: 0 K: 0 S: 6	H: 0 LOB: 0 BB: 0 P: 9	R: 0 E: 0 K: 0 S: 9	H: 0 LOB: 1 BB: 1 P: 17	R: 0 E: 0 K: 0 S: 3	H: 0 LOB: 0 BB: 0 P: 4	R: 0 E: 0 K: 2 S: 14	H: 2 LOB: 2 BB: 0 P: 19	R: 0 E: 0 K: 0 S: 10	H: 2 LOB: 2 BB: 0 P: 17	R: 0 E: 0 K: 1 S: 9	H: 0 LOB: 0 BB: 0 P: 11	1B: 8 2B: 2 3B: 0 HR: 0	SF: 0 SAC: 1 DP: 2 HBP: 0	WP: 0 PB: 0 SB: 1 CS: 0	PA: 36	
PITCHER	IP	WLS	BF	H	R	ER	SO	BB	IBB	HBP	BLK	WP	HR	S	P	ERA	WHIP				
Jason Simontacchi, R (1.1) ERA: 4.38	6.1	L	29	7	5	4	2	3	1	0	0	0	0	60	100	5.68	1.579				
Jeff Fassero, L (7.1) ERA: 6.1	0.2		4	2	0	0	0	0	0	0	0	0	0	8	14	0.00	3.000				
Mike Crudale, R (8.1) ERA: 1.54	1.0		3	0	0	0	1	0	0	0	0	0	0	9	11	0.00	0.000				

St. Louis Cardinals @ Cincinnati Reds
Cinergy Field, Cincinnati, OH
Tue Aug 27 2002, 5:10 PM EDT
Sunny - 82 F

AB	31
R	5
H	9
RBI	3
BB	4
SO	3
LOB	12



Batter	1	2	3	4	5	6	7	8	9	AB R H RBI BB SO LOB	TOP											
Fernando Vina, L OBP: 0.330, SLG: 0.333	1-1 2B 5 1B	2-1 F7		1-0 G1-3			2-0 F7		1-1 G3	5 1 1 0 0 0 1	St. Louis Cardinals @ Cincinnati Reds Cinergy Field, Cincinnati, OH Tue Aug 27 2002, 8:10 PM EDT Att: 19,570 - Cloudy - 71 F											
Edgar Renteria, R OBP: 0.354, SLG: 0.438	0-1 5 1B	2-1 G6-3		1-0 FC5-4 1B			2-1 G6-3		2-2 P3	5 1 2 0 0 0 0												
15 Jim Edmonds, L OBP: 0.414, SLG: 0.572	4-2 27 HR	3-2 F8		1-2 F9			2-0 5 1B			3 1 1 0 1 0 1												
5 Albert Pujols, R OBP: 0.391, SLG: 0.557	1-2 27 HR		2-1 G6-3		1-1 FC5-4 27 WP		3-2 1B			4 1 2 2 0 0 1												
27 Scott Rolen, R OBP: 0.363, SLG: 0.484	1-1 1-H 2-H		0-1 G5-3		1-2 G5-3		0-3 K			4 1 1 3 0 1 3												
Tino Martinez, L OBP: 0.344, SLG: 0.427	1-1 G3-1		3-1 G4-3			1-1 L9		1-0 P3		4 0 0 0 0 0 0												
Kerry Robinson, L OBP: 0.304, SLG: 0.358	0-0 G4-3		2-0 G4-3			0-2 G3-1		3-1 L9		4 0 0 0 0 0 0												
Mike Matheny, R OBP: 0.298, SLG: 0.320	2-2 1B		4-0 SH1-4 BB			2-1 2B		1-3 K		3 0 2 0 1 1 0												
Chuck Finley, L OBP: 0.095, SLG: 0.143	0-3 K		0-0 SH1-4			3-3 K		0-3 K		3 0 0 0 0 3 2												
Inning Stats	R: 5 E: 0 K: 1 S: 23	H: 5 LOB: 1 BB: 1 P: 33	R: 0 E: 0 K: 0 S: 7	H: 0 LOB: 0 BB: 0 P: 14	R: 0 E: 0 K: 0 S: 6	H: 0 LOB: 0 BB: 0 P: 11	R: 0 E: 0 K: 0 S: 3	H: 0 LOB: 1 BB: 0 P: 10	R: 0 E: 0 K: 1 S: 10	H: 1 LOB: 1 BB: 0 P: 14	R: 0 E: 0 K: 1 S: 10	H: 1 LOB: 1 BB: 0 P: 16	R: 0 E: 0 K: 1 S: 10	H: 2 LOB: 2 BB: 0 P: 19	R: 0 E: 0 K: 1 S: 6	H: 0 LOB: 0 BB: 0 P: 11	R: 0 E: 0 K: 1 S: 9	H: 0 LOB: 0 BB: 0 P: 12	1B: 6 2B: 2 3B: 0 HR: 1	SF: 0 SAC: 1 DP: 0 HBP: 0	WP: 1 PB: 0 SB: 0 CS: 0	PA: 38
PITCHER	IP WLS BF H R ER SO BB IBB HBP BLK WP HR S P ERA WHIP											PITCHER	IP WLS BF H R ER SO BB IBB HBP BLK WP HR S P ERA WHIP									
Elmer Dessens, R ERA: 2.89	(1, 1) 5.0 L 23 6 5 5 1 2 0 0 0 0 1 1 49 82 9.00 1.600																					
Bruce Chen, L ERA: 5.27	(6, 1) 1.0 4 1 0 0 1 0 0 0 0 0 0 10 16 0.00 1.000																					
Joey Hamilton, R ERA: 5.49	(7, 1) 3.0 11 2 0 0 3 0 0 0 0 0 0 25 42 0.00 0.667																					

AB	35
R	5
H	9
RBI	5
BB	2
SO	5
LOB	8



Batter	1	2	3	4	5	6	7	8	9	AB R H RBI BB SO LOB	BOTTOM											
Barry Larkin, R OBP: 0.297, SLG: 0.360	0-1 G5-3			0-1 F7			2-2 G5-3		0-0 F9	4 0 0 0 0 0 2	St. Louis Cardinals @ Cincinnati Reds Cinergy Field, Cincinnati, OH Tue Aug 27 2002, 8:10 PM EDT Att: 19,570 - Cloudy - 71 F											
Adam Dunn, L OBP: 0.418, SLG: 0.497	2-2 G4-3			3-2 F8			3-1 F8		3-2 G6-3	4 0 0 0 0 0 2												
Aaron Boone, R OBP: 0.313, SLG: 0.445	1-0 L4			2-2 P6			1-2 P3			3 0 0 0 0 0 0												
Ken Griffey Jr., L OBP: 0.373, SLG: 0.448		3-2 P2		1-0 F7			0-0 G3-1			3 0 0 0 0 0 0												
Ruben Mateo, R OBP: 0.295, SLG: 0.357		1-3 K		1-1 F3			0-3 K2-3			3 0 0 0 0 2 0												
Sean Casey, L OBP: 0.339, SLG: 0.367		0-3 K		1-3 K			1-1 G6-3			3 0 0 0 0 2 0												
Jason LaRue, R OBP: 0.307, SLG: 0.371			0-1 G5-3			1-3 K		4-2 1B BB		2 0 0 0 1 1 0												
Juan Castro, R OBP: 0.213, SLG: 0.193			0-1 G5-3			1-1 G4-6-3 1B		2-2 1B		3 0 2 0 0 0 0												
Elmer Dessens, R OBP: 0.250, SLG: 0.182	(1, 1) 9.0 W 29 2 0 0 7 1 0 0 0 0 0 0 74 112 0.00 0.333																					
Bruce Chen, L OBP: 0.333, SLG: 0.400	(6, 1) 1.0 4 1 0 0 1 0 0 0 0 0 0 10 16 0.00 1.000																					
Jose Guillen, R OBP: 0.275, SLG: 0.348	(6, PH) 0.0 0 0 0 0 0 0 0 0 0 0 0 0 0 0.00 0.000																					
Joey Hamilton, R OBP: 0.222, SLG: 0.308	(7, 1) 3.0 11 2 0 0 3 0 0 0 0 0 0 25 42 0.00 0.667																					
Kelly Stirmett, R OBP: 0.382, SLG: 0.319	(9, PH) 0.0 0 0 0 0 0 0 0 0 0 0 0 0 0 0.00 0.000																					
Inning Stats	R: 0 E: 0 K: 0 S: 6	H: 0 LOB: 0 BB: 0 P: 9	R: 0 E: 0 K: 2 S: 11	H: 0 LOB: 0 BB: 0 P: 15	R: 0 E: 0 K: 1 S: 7	H: 0 LOB: 0 BB: 0 P: 8	R: 0 E: 0 K: 0 S: 10	H: 0 LOB: 0 BB: 0 P: 15	R: 0 E: 0 K: 1 S: 6	H: 0 LOB: 0 BB: 0 P: 9	R: 0 E: 0 K: 1 S: 6	H: 1 LOB: 0 BB: 0 P: 9	R: 0 E: 0 K: 0 S: 8	H: 0 LOB: 0 BB: 0 P: 14	R: 0 E: 0 K: 1 S: 6	H: 0 LOB: 0 BB: 0 P: 7	R: 0 E: 0 K: 1 S: 14	H: 1 LOB: 2 BB: 1 P: 26	1B: 2 2B: 0 3B: 0 HR: 0	SF: 0 SAC: 0 DP: 1 HBP: 0	WP: 0 PB: 0 SB: 0 CS: 0	PA: 29
PITCHER	IP WLS BF H R ER SO BB IBB HBP BLK WP HR S P ERA WHIP											PITCHER	IP WLS BF H R ER SO BB IBB HBP BLK WP HR S P ERA WHIP									
Chuck Finley, L ERA: 4.04	(1, 1) 9.0 W 29 2 0 0 7 1 0 0 0 0 0 0 74 112 0.00 0.333																					



Batter	1	2	3	4	5	6	7	8	9	AB	R	H	RBI	BB	SO	LOB	TOP			
Fernando Vina, L (1,4) OBP: 0.331, SLG: 0.336	0-1 G5-4-3 1B		3-2 L7		2-1 F8			2-0 F9		5	1	2	0	0	0	1				
Edgar Renteria, R (1,6) OBP: 0.351, SLG: 0.434	0-2 F9		2-0 G6-3		0-0 B1-3			2-0 SH3-4	2-1 F7	4	0	0	0	0	0	1				
27 Scott Rolen, R (1,5) OBP: 0.362, SLG: 0.481	2-2 G5-4-3 1-2			1-1 G5-3	2-2 G3			0-0 E6 5 1B	1-2 G1-3	5	1	1	1	0	0	1				
5 Albert Pujols, R (1,3) OBP: 0.391, SLG: 0.554 Dave Veres, R (9,1) OBP: 0.333, SLG: 0.333		1-2 F2		4-1 BB 1B		0-0 G4-3		1-0 15 1B	1-3 K	4	2	1	1	1	1	0				
Eduardo Perez, R (1,9) OBP: 0.288, SLG: 0.455 15 Jim Edmonds, L (6,8) OBP: 0.415, SLG: 0.573		1-3 K		4-1 1B 2B		1-1 F9		1-0 1B 1B		2	1	0	0	1	1	0				
J.D. Drew, L (1,8) OBP: 0.359, SLG: 0.428	1-0 HBP		1-2 2B 1B		2-2 G3			2-2 FC3-2 1B		2	0	1	1	0	0	0				
Eli Marrero, R (8,PH) OBP: 0.314, SLG: 0.407			1-3 2B 1B					1-2 FC3-2 1B		1	1	1	0	0	0	0				
Miguel Cairo, R (1,7) OBP: 0.303, SLG: 0.377	3-2 E5 1B		1-0 1B 2B		0-1 G5-3			1-1 FC3-2 1B		4	2	3	1	0	0	0				
Mike DiFelice, R (1,2) OBP: 0.295, SLG: 0.380	1-3 K2-3		1-2 1B		3-1 G1-4-3			2-2 FC3-2 2B		4	1	1	1	0	1	5				
Garrett Stephenson, R (1,1) Steve Kline, S (5,1) Rick White, R (6,1) Mike Matheny, R (7,PH) Jeff Fassero, L (7,1) Kerry Robinson, L (8,PH) Mike Crudale, R (8,1) Tino Martinez, L (9,3)			2-3 K		2-1 G4-3			2-2 1-1 2-H 3-H		2	0	0	0	0	2	1				
Inning Stats	R: 0 E: 0 K: 0 S: 9	H: 1 LOB: 0 BB: 0 P: 11	R: 0 E: 1 K: 2 S: 13	H: 1 LOB: 2 BB: 0 P: 20	R: 0 E: 0 K: 1 S: 8	H: 0 LOB: 0 BB: 0 P: 15	R: 3 E: 0 K: 1 S: 14	H: 3 LOB: 1 BB: 2 P: 27	R: 0 E: 0 K: 0 S: 7	H: 0 LOB: 0 BB: 0 P: 11	R: 0 E: 0 K: 0 S: 6	H: 0 LOB: 0 BB: 0 P: 11	R: 6 E: 1 K: 0 S: 19	H: 7 LOB: 1 BB: 0 P: 32	R: 0 E: 0 K: 1 S: 8	H: 0 LOB: 0 BB: 0 P: 12	1B: 9 2B: 3 3B: 0 HR: 0	SF: 0 SAC: 1 DP: 1 HBP: 1	WP: 0 PA: 40 PB: 0 SB: 0 CS: 0	
PITCHER	IP WLS BF H R ER SO BB IBB HBP BLK WP HR S P ERA WHIP	IP WLS BF H R ER SO BB IBB HBP BLK WP HR S P ERA WHIP	IP WLS BF H R ER SO BB IBB HBP BLK WP HR S P ERA WHIP	IP WLS BF H R ER SO BB IBB HBP BLK WP HR S P ERA WHIP	IP WLS BF H R ER SO BB IBB HBP BLK WP HR S P ERA WHIP	IP WLS BF H R ER SO BB IBB HBP BLK WP HR S P ERA WHIP	IP WLS BF H R ER SO BB IBB HBP BLK WP HR S P ERA WHIP	IP WLS BF H R ER SO BB IBB HBP BLK WP HR S P ERA WHIP	IP WLS BF H R ER SO BB IBB HBP BLK WP HR S P ERA WHIP	IP WLS BF H R ER SO BB IBB HBP BLK WP HR S P ERA WHIP	IP WLS BF H R ER SO BB IBB HBP BLK WP HR S P ERA WHIP	IP WLS BF H R ER SO BB IBB HBP BLK WP HR S P ERA WHIP	IP WLS BF H R ER SO BB IBB HBP BLK WP HR S P ERA WHIP	IP WLS BF H R ER SO BB IBB HBP BLK WP HR S P ERA WHIP	IP WLS BF H R ER SO BB IBB HBP BLK WP HR S P ERA WHIP	IP WLS BF H R ER SO BB IBB HBP BLK WP HR S P ERA WHIP	IP WLS BF H R ER SO BB IBB HBP BLK WP HR S P ERA WHIP	IP WLS BF H R ER SO BB IBB HBP BLK WP HR S P ERA WHIP	IP WLS BF H R ER SO BB IBB HBP BLK WP HR S P ERA WHIP	
Shawn Estes, L (1,1) ERA: 4.55	7.0 L	5 3 3 4	2 0 1 0	0 0 0 0	0 0 4 8	3.86 1.000	8.100 9.000	∞ ∞	16.20 1.800											
Scott Sullivan, R (8,1) ERA: 5.45	0.1	4 3 3 0	0 0 0 0	0 0 0 0	0 0 1 2															
Gabe White, L (8,1) ERA: 2.98	0.0	1 3 3 1	0 0 0 0	0 0 0 0	0 0 22 34															
Jose Rijo, R (8,1) ERA: 5.16	1.2	8 3 3 3	1 0 0 0	0 0 0 0	0 0 22 34															

St. Louis Cardinals @ Cincinnati Reds
Cinergy Field, Cincinnati, OH
Wed Aug 28 2002, 7:10 PM EDT
Att: 17,544 - Cloudy - 82 F

AB	36
R	9
H	12
RBI	9
BB	2
SO	5
LOB	9



Batter	1	2	3	4	5	6	7	8	9	AB	R	H	RBI	BB	SO	LOB	BOTTOM			
Todd Walker, L (1,4) OBP: 0.330, SLG: 0.403	2-1 F7		2-1 G5-6-3 HBP		3-2 G3		3-2 P4		1-1 L8	4	0	0	0	0	0	1				
Adam Dunn, L (1,7) OBP: 0.419, SLG: 0.498	4-2 BB		3-2 G5-6-3 1-2		4-0 BB BB		2-2 G6-3 1-3 2B		1-0 G6-3	3	0	1	0	2	0	1				
Ken Griffey Jr., L (1,8) OBP: 0.370, SLG: 0.439	0-1 L9		1-1 F7		4-2 G5-4-3 BB		0-2 G6-3			3	0	0	1	1	0	2				
Aaron Boone, R (1,5) OBP: 0.311, SLG: 0.441	1-1 G3			1-1 L8	0-1 G5-4-3 1-2		0-1 F8			4	0	0	0	0	0	4				
Sean Casey, L (1,3) OBP: 0.341, SLG: 0.371		1-0 HBP 1B		1-0 F9		0-0 P6		2-1 WP G3-1 2B		4	1	2	0	0	0	0				
Bary Larkin, R (1,6) OBP: 0.299, SLG: 0.362	1-1 F5		4-2 BB 1B BB		4-2 BB 2B		3-2 G3-1 2-H		2-2 G3-1	3	0	1	1	1	0	1				
Reggie Taylor, L (1,9) OBP: 0.286, SLG: 0.470	2-3 K		1-0 BB 1B		3-3 K			1-2 G5-3		2	0	1	0	0	1	1				
Ruben Mateo, R (6,PH) OBP: 0.286, SLG: 0.345			1-2 BB 1B							2	0	0	0	0	1	1				
Jason LaRue, R (1,2) OBP: 0.310, SLG: 0.369	3-2 HBP		4-0 BB BB		0-2 F8			2-3 K		2	0	0	0	1	1	1				
Shawn Estes, R (1,1) Jose Guillen, R (7,PH) Scott Sullivan, R (8,1) Gabe White, L (8,1) Jose Rijo, R (8,1) Russell Brantley, L (9,PH)		3-2 L7		2-3 K		3-2 2B G6-3 1B		3-3 K		2	0	0	0	0	1	5				
Inning Stats	R: 0 E: 0 K: 0 S: 9	H: 0 LOB: 1 BB: 1 P: 16	R: 0 E: 0 K: 1 S: 13	H: 1 LOB: 2 BB: 0 P: 23	R: 0 E: 0 K: 0 S: 7	H: 0 LOB: 0 BB: 0 P: 13	R: 0 E: 0 K: 1 S: 10	H: 1 LOB: 2 BB: 2 P: 23	R: 0 E: 0 K: 0 S: 8	H: 0 LOB: 1 BB: 2 P: 19	R: 1 E: 0 K: 0 S: 17	H: 2 LOB: 1 BB: 0 P: 25	R: 1 E: 0 K: 1 S: 12	H: 1 LOB: 0 BB: 0 P: 19	R: 0 E: 0 K: 1 S: 6	H: 0 LOB: 0 BB: 0 P: 11	1B: 3 2B: 3 3B: 0 HR: 0	SF: 0 SAC: 0 DP: 2 HBP: 2	WP: 1 PA: 38 PB: 0 SB: 0 CS: 0	
PITCHER	IP WLS BF H R ER SO BB IBB HBP BLK WP HR S P ERA WHIP	IP WLS BF H R ER SO BB IBB HBP BLK WP HR S P ERA WHIP	IP WLS BF H R ER SO BB IBB HBP BLK WP HR S P ERA WHIP	IP WLS BF H R ER SO BB IBB HBP BLK WP HR S P ERA WHIP	IP WLS BF H R ER SO BB IBB HBP BLK WP HR S P ERA WHIP	IP WLS BF H R ER SO BB IBB HBP BLK WP HR S P ERA WHIP	IP WLS BF H R ER SO BB IBB HBP BLK WP HR S P ERA WHIP	IP WLS BF H R ER SO BB IBB HBP BLK WP HR S P ERA WHIP	IP WLS BF H R ER SO BB IBB HBP BLK WP HR S P ERA WHIP	IP WLS BF H R ER SO BB IBB HBP BLK WP HR S P ERA WHIP	IP WLS BF H R ER SO BB IBB HBP BLK WP HR S P ERA WHIP	IP WLS BF H R ER SO BB IBB HBP BLK WP HR S P ERA WHIP	IP WLS BF H R ER SO BB IBB HBP BLK WP HR S P ERA WHIP	IP WLS BF H R ER SO BB IBB HBP BLK WP HR S P ERA WHIP	IP WLS BF H R ER SO BB IBB HBP BLK WP HR S P ERA WHIP	IP WLS BF H R ER SO BB IBB HBP BLK WP HR S P ERA WHIP	IP WLS BF H R ER SO BB IBB HBP BLK WP HR S P ERA WHIP	IP WLS BF H R ER SO BB IBB HBP BLK WP HR S P ERA WHIP	IP WLS BF H R ER SO BB IBB HBP BLK WP HR S P ERA WHIP	
Garrett Stephenson, R (1,1) ERA: 5.68	4.0	18 W	6 1 0 0	0 0 0 0	2 0 0 0	0 0 0 0	0 0 7 10	0.00 0.000	9.000 2.000											
Steve Kline, L (5,1) ERA: 4.2	1.1	W	6 2 0 0	1 0 0 1	0 0 0 0	0 0 0 0	0 0 7 10	0.00 0.000	9.000 2.000											
Rick White, R (6,1) ERA: 5.73	0.2	H	2 5 2 1	0 1 1 0	0 0 0 0	0 0 0 0	0 0 17 25	0.00 9.000	2.000 1.000											
Jeff Fassero, L (7,1) ERA: 6.15	1.0	H	5 4 1 1	1 1 1 1	0 0 0 0	0 0 1 0	0 0 12 19	9.00 9.000	1.000											
Mike Crudale, R (8,1) ERA: 1.71	1.0		4 1 1 1	1 1 1 1	0 0 0 0	0 0 1 0	0 0 12 19	9.00 9.000	1.000											

St. Louis Cardinals @ Cincinnati Reds
Cinergy Field, Cincinnati, OH
Wed Aug 28 2002, 7:10 PM EDT
Att: 17,544 - Cloudy - 82 F

AB	31
R	2
H	6
RBI	2
BB	5
SO	5
LOB	17



Batter	1	2	3	4	5	6	7	8	9	AB	R	H	RBI	BB	SO	LOB	TOP				
Fernando Vina, L (1, 4) OBP: 0.330, SLG: 0.334	F9		15 1B 1B BB		G3			G4-3		3	0	0	0	1	0	0					
Edgar Renteria, R (1, 6) OBP: 0.355, SLG: 0.435			15 1B							3	0	2	0	0	0	0					
Miguel Cairo, R (8, PH) OBP: 0.307, SLG: 0.381			15 1B					1B		1	0	1	0	0	0	0					
15 Jim Edmonds, L (1, 8) OBP: 0.415, SLG: 0.571										3	0	1	0	0	2	1					
Kerry Robinson, L (8, PH) OBP: 0.307, SLG: 0.366								G6-3		1	0	0	0	0	0	1					
5 Albert Pujols, R (1, 7) OBP: 0.390, SLG: 0.553										3	0	1	0	0	1	3					
Eduardo Perez, R (6, 7) OBP: 0.296, SLG: 0.452										1	0	0	0	0	0	0					
27 Scott Rolen, R (1, 5) OBP: 0.362, SLG: 0.482										3	0	1	0	0	0	1					
Mike DiFelice, R (9, PH) OBP: 0.293, SLG: 0.378										1	0	0	0	0	1	0					
Tino Martinez, L (1, 3) OBP: 0.343, SLG: 0.426										4	0	1	0	0	0	1					
Eli Marrero, R (1, 9) OBP: 0.315, SLG: 0.404										2	0	0	0	1	0	1					
Mike Matheny, R (1, 2) OBP: 0.294, SLG: 0.315										3	0	0	0	0	1	3					
Woody Williams, R (1, 1) OBP: 0.280, SLG: 0.522										1	0	0	0	0	1	0					
J.D. Drew, L (5, PH) OBP: 0.359, SLG: 0.427										1	0	0	0	0	1	0					
Nerio Rodriguez, R (5, 1)										1	0	0	0	0	1	0					
Inning Stats	R: 0 E: 0 K: 1 S: 6	H: 1 LOB: 1 BB: 0 P: 9	R: 0 E: 0 K: 2 S: 13	H: 1 LOB: 2 BB: 1 P: 26	R: 0 E: 0 K: 1 S: 12	H: 2 LOB: 2 BB: 1 P: 20	R: 0 E: 0 K: 0 S: 7	H: 0 LOB: 0 BB: 0 P: 11	R: 0 E: 0 K: 1 S: 12	H: 1 LOB: 1 BB: 0 P: 17	R: 0 E: 0 K: 0 S: 5	H: 1 LOB: 0 BB: 0 P: 10	R: 0 E: 0 K: 1 S: 11	H: 1 LOB: 1 BB: 0 P: 16	R: 0 E: 0 K: 1 S: 6	H: 0 LOB: 0 BB: 0 P: 9	1B: 6 2B: 2 3B: 0 HR: 0	SF: 0 SAC: 0 DP: 3 HBP: 0	WP: 0 PB: 0 SB: 0 CS: 1	PA: 33	
PITCHER	IP	WLS	BF	H	R	ER	SO	BB	IBB	HBP	BLK	WP	HR	S	P	ERA	WHIP				
Jimmy Haynes, R (1, 1) ERA: 4.18	8.0	W	30	7	0	0	7	2	0	0	0	0	0	72	117	0.00	1.125				
Scott Williamson, R (9, 1) ERA: 3.43	1.0		3	0	0	0	1	0	0	0	0	0	0	6	9	0.00	0.000				

St. Louis Cardinals @ Cincinnati Reds
Cinergy Field, Cincinnati, OH
Thu Aug 29 2002, 12:35 PM EDT
Att: 20,503 - Sunny - 78 F

AB 31
R 0
H 7
RBI 0
BB 2
SO 8
LOB 11



Batter	1	2	3	4	5	6	7	8	9	AB	R	H	RBI	BB	SO	LOB	BOTTOM				
Todd Walker, L (1, 4) OBP: 0.330, SLG: 0.403	F7				E3			K2-3		5	1	2	1	0	1	1					
Barry Larkin, R (1, 6) OBP: 0.302, SLG: 0.367										5	0	3	2	0	1	2					
Scott Williamson, R (9, 1)										0	0	0	0	0	0	0					
Ken Griffey Jr., L (1, 8) OBP: 0.366, SLG: 0.432										5	0	1	0	0	0	2					
Adam Dunn, L (1, 7) OBP: 0.416, SLG: 0.493										4	0	0	0	0	1	3					
Aaron Boone, R (1, 5) OBP: 0.311, SLG: 0.438										3	1	0	0	0	0	0					
Sean Casey, L (1, 3) OBP: 0.342, SLG: 0.372										4	1	2	0	0	0	0					
Reggie Taylor, L (1, 9) OBP: 0.287, SLG: 0.465										4	1	1	0	0	2	3					
Kelly Stinnett, R (1, 2) OBP: 0.371, SLG: 0.306										2	2	0	0	2	0	0					
Jimmy Haynes, R (1, 1) OBP: 0.212, SLG: 0.235										3	1	2	3	0	0	0					
Russell Branyan, L (8, PH) OBP: 0.313, SLG: 0.428										1	0	0	0	0	1	0					
Juan Castro, R (9, 6) OBP: 0.213, SLG: 0.193										0	0	0	0	0	0	0					
Inning Stats	R: 0 E: 0 K: 1 S: 14	H: 0 LOB: 0 BB: 0 P: 20	R: 5 E: 0 K: 1 S: 19	H: 4 LOB: 1 BB: 1 P: 31	R: 0 E: 0 K: 2 S: 11	H: 1 LOB: 1 BB: 0 P: 17	R: 0 E: 0 K: 0 S: 12	H: 3 LOB: 3 BB: 0 P: 20	R: 2 E: 1 K: 0 S: 9	H: 2 LOB: 2 BB: 1 P: 19	R: 0 E: 0 K: 0 S: 7	H: 0 LOB: 0 BB: 0 P: 14	R: 0 E: 0 K: 0 S: 6	H: 0 LOB: 0 BB: 0 P: 8	R: 0 E: 0 K: 2 S: 10	H: 1 LOB: 1 BB: 0 P: 12	1B: 10 2B: 1 3B: 0 HR: 0	SF: 0 SAC: 0 DP: 0 HBP: 1	WP: 0 PB: 1 SB: 1 CS: 0	PA: 39	
PITCHER	IP	WLS	BF	H	R	ER	SO	BB	IBB	HBP	BLK	WP	HR	S	P	ERA	WHIP				
Woody Williams, R (1, 1) ERA: 2.79	4.0	L	22	8	0	5	4	1	0	1	0	0	0	32	53	2.25	1.000				
Nerio Rodriguez, R (5, 1) ERA: 3.95	4.0		17	3	2	1	2	1	0	0	0	0	0	32	53	2.25	1.000				

St. Louis Cardinals @ Cincinnati Reds
Cinergy Field, Cincinnati, OH
Thu Aug 29 2002, 12:35 PM EDT
Att: 20,503 - Sunny - 78 F

AB 36
R 7
H 11
RBI 6
BB 2
SO 6
LOB 11



Batter	1	2	3	4	5	6	7	8	9	AB R H RBI BB SO LOB	TOP												
Alex Sanchez, L OBP: 0.341, SLG: 0.351	F7			CS BB		K		F8	BB 2B	4 1 1 2 1 1 1	Milwaukee Brewers @ Cincinnati Reds Cinergy Field, Cincinnati, OH Fri Aug 30 2002, 7:10 PM EDT Att: 16,218 - Sunny - 84 F												
Mark Loretta, R OBP: 0.350, SLG: 0.359	G6-3			HR				K	BB 1B IBB	4 2 2 2 1 1 0													
Lenny Harris, L OBP: 0.339, SLG: 0.379	G4-3			K		P6		E9	P4	5 0 1 0 0 1 4													
Richie Sexson, R OBP: 0.367, SLG: 0.526				G1-3					1B BB	3 0 1 1 2 1 0													
José Hernández, R OBP: 0.355, SLG: 0.492	G6-3					K		G1-3	BB	4 0 1 2 1 1 2													
Ryan Thompson, R OBP: 0.286, SLG: 0.530						K			1B 2B	4 1 1 0 0 3 2													
Ronnie Belliard, R OBP: 0.267, SLG: 0.279						G6-3		G6-4-3	BB	4 1 1 0 0 3 2													
Paul Bako, L OBP: 0.311, SLG: 0.342								G6-4-3	1B 2B	4 0 0 0 0 1 3													
Nelson Figueroa, R OBP: 0.214, SLG: 0.154				F3		G6-3			K	4 0 0 0 0 1 3													
Valerio De Los Santos, L OBP: 0.333, SLG: 0.490									SH1-4 2B	3 3 2 0 1 0 0													
Matt Stairs, L OBP: 0.333, SLG: 0.490									SH1-4	3 3 2 0 1 0 0													
Ray King, L OBP: 0.285, SLG: 0.225									SH1-4	3 3 2 0 1 0 0													
Jorge Fabregas, L OBP: 0.219, SLG: 0.225									SH1-4	3 3 2 0 1 0 0													
Mike DeJean, R OBP: 0.285, SLG: 0.353									SH1-4	3 3 2 0 1 0 0													
Inning Stats	R: 0 E: 0 K: 0 S: 8	H: 0 LOB: 0 BB: 0 P: 13	R: 0 E: 0 K: 2 S: 7	H: 0 LOB: 0 BB: 0 P: 12	R: 0 E: 0 K: 1 S: 11	H: 0 LOB: 0 BB: 0 P: 18	R: 1 E: 0 K: 1 S: 10	H: 1 LOB: 0 BB: 1 P: 18	R: 0 E: 0 K: 2 S: 9	H: 0 LOB: 0 BB: 0 P: 13	R: 0 E: 0 K: 1 S: 6	H: 1 LOB: 1 BB: 1 P: 14	R: 2 E: 1 K: 1 S: 20	H: 3 LOB: 2 BB: 1 P: 34	R: 5 E: 0 K: 1 S: 18	H: 4 LOB: 2 BB: 3 P: 40	1B: 3 2B: 6 3B: 0 HR: 2	SF: 0 SAC: 1 DP: 1 HBP: 0	WP: 0 PB: 0 SB: 0 CS: 1	PA: 41			
PITCHER	IP WLS BF H R ER SO BB IBB HBP BLK WP HR S P ERA WHIP											IP WLS BF H R ER SO BB IBB HBP BLK WP HR S P ERA WHIP											
Ryan Dempster, R ERA: 5.55	7.2		30	7	4	4	9	2	0	0	0	0	0	2	74	122	4.70	1.174					
Scott Sullivan, R ERA: 6.01	0.2	L	8	3	5	5	1	0	3	0	0	0	0	0	15	35	67.50	4.500					
Bruce Chen, L ERA: 5.25	0.1		1	0	0	0	0	0	0	0	0	0	0	3	6	0.00	0.000						
Danny Graves, R ERA: 3.45	0.1		2	1	0	0	0	1	0	0	0	0	0	5	11	0.00	6.000						

AB	34
R	9
H	11
RBI	9
BB	6
SO	10
LOB	12



Batter	1	2	3	4	5	6	7	8	9	AB R H RBI BB SO LOB	BOTTOM												
Todd Walker, L OBP: 0.329, SLG: 0.400	F7	G3		G4-3					P4	4 0 0 0 1 0 4	Milwaukee Brewers @ Cincinnati Reds Cinergy Field, Cincinnati, OH Fri Aug 30 2002, 7:10 PM EDT Att: 16,218 - Sunny - 84 F												
Barry Larkin, R OBP: 0.301, SLG: 0.365	F8	K							G5-4-3	5 0 1 0 0 1 4													
Adam Dunn, L OBP: 0.417, SLG: 0.491	1B 2B BB			K		F5				2 1 0 0 2 1 1													
Sean Casey, L OBP: 0.344, SLG: 0.373	2B HR 1B			F7						4 1 2 0 0 0 1													
Aaron Boone, R OBP: 0.316, SLG: 0.445	HR 2B									4 1 4 1 0 0 0													
Russell Branyan, L OBP: 0.313, SLG: 0.437										3 1 1 3 0 0 3													
Ruben Mateo, R OBP: 0.281, SLG: 0.339				F7						1 0 0 0 0 0 1													
Danny Graves, R OBP: 0.285, SLG: 0.353										0 0 0 0 0 0 0													
Reggie Taylor, L OBP: 0.291, SLG: 0.463										3 0 1 0 1 1 1													
Kelly Stinnett, R OBP: 0.364, SLG: 0.302										4 0 1 0 0 0 2													
Ryan Dempster, R OBP: 0.189, SLG: 0.216										2 0 1 0 0 0 0													
Scott Sullivan, R OBP: 0.333, SLG: 0.333										0 0 0 0 0 0 0													
Bruce Chen, L OBP: 0.333, SLG: 0.400										0 0 0 0 0 0 0													
Jose Guillen, R OBP: 0.285, SLG: 0.353										0 0 0 0 1 0 0													
Inning Stats	R: 4 E: 0 K: 1 S: 16	H: 3 LOB: 0 BB: 1 P: 29	R: 0 E: 0 K: 1 S: 9	H: 1 LOB: 0 BB: 0 P: 14	R: 0 E: 0 K: 1 S: 9	H: 1 LOB: 1 BB: 0 P: 14	R: 0 E: 0 K: 0 S: 5	H: 1 LOB: 0 BB: 0 P: 6	R: 0 E: 0 K: 0 S: 11	H: 3 LOB: 2 BB: 0 P: 16	R: 0 E: 0 K: 0 S: 6	H: 0 LOB: 0 BB: 1 P: 11	R: 0 E: 0 K: 0 S: 13	H: 0 LOB: 1 BB: 2 P: 26	R: 0 E: 0 K: 0 S: 3	H: 1 LOB: 0 BB: 0 P: 5	R: 0 E: 0 K: 0 S: 10	H: 1 LOB: 1 BB: 1 P: 15	1B: 9 2B: 1 3B: 0 HR: 1	SF: 0 SAC: 1 DP: 4 HBP: 0	WP: 0 PB: 0 SB: 0 CS: 1	PA: 38	
PITCHER	IP WLS BF H R ER SO BB IBB HBP BLK WP HR S P ERA WHIP											IP WLS BF H R ER SO BB IBB HBP BLK WP HR S P ERA WHIP											
Nelson Figueroa, R ERA: 5.14	6.0		27	9	4	4	3	2	0	0	0	0	0	1	56	90	6.00	1.833					
Valerio De Los Santos, L ERA: 2.44	1.0		4	0	0	0	0	2	0	0	0	0	0	13	26	0.00	2.000						
Ray King, L ERA: 3.23	1.0	W	3	1	0	0	0	0	0	0	0	0	0	3	5	0.00	1.000						
Mike DeJean, R ERA: 3.45	1.0		4	1	0	0	0	1	0	0	0	0	0	10	15	0.00	2.000						



Batter	1	2	3	4	5	6	7	8	9	AB	R	H	RBI	BB	SO	LOB	TOP				
Alex Sanchez, L (1.8) OBP: 0.344, SLG: 0.359	1-0 FC6-4 1B	3-1 HR		3-1 FC6-4 1-2f		2-3 K		4-2 2B BB	0-1 G5-3	5	2	2	1	1	1	1					
Ronnie Belliard, R (1.4) OBP: 0.289, SLG: 0.285	1-0 FC6-4 1B	0-1 F8		0-1 F8 1-2		2-1 3B 1B		1-2 1B 2B	2-3 K	6	3	2	1	0	1	2					
Lenny Harris, L (1.5) OBP: 0.347, SLG: 0.398	1-2 BB 1B	0-0 G3-1		1-2 P3		1-2 1-H 3B		1-0 2B 1B		5	1	3	1	0	0	1					
Richie Sexson, R (1.3) OBP: 0.366, SLG: 0.523	0-1 BB 1B		0-0 G5-3		1-1 G1-3	3-3 K		2-3 K		5	0	1	1	0	2	3					
Matt Stairs, L (1.7) OBP: 0.339, SLG: 0.507	0-3 K		0-2 G6-4-3 1B		1-0 HR	1-3 K		3-2 2B 1B		5	2	3	2	0	2	3					
José Hernández, R (1.6) OBP: 0.386, SLG: 0.495	4-1 FC5-4 BB		2-2 G6-4-3 1-2f		3-2 BB 1B		2-2 2B	3-3 K		4	0	2	0	1	1	3					
Ryan Thompson, R (1.9) OBP: 0.303, SLG: 0.567	1-1 FC5-4 1-2f			0-1 HR	4-1 BB		1-3 K	1-1 1-H 2-H 2B		4	1	2	3	1	1	4					
Jorge Fabregas, L (1.2) OBP: 0.238, SLG: 0.265		2-2 HR		1-0 HR	3-1 F5		3-1 P5	1-1 G6-3		5	2	2	2	0	0	4					
15 Ben Sheets, R (1.1) OBP: 0.129, SLG: 0.117		2-3 K		4-2 FC6-4 BB		1-3 K		0-3 K		3	0	0	0	1	3	3					
Shane Nance, L (8.1) OBP: 0.333, SLG: 0.333										1	0	0	0	0	1	0					
Jayson Durocher, R (9.1) OBP: 0.333, SLG: 0.333										0	0	0	0	0	0	0					
Inning Stats	R: 1 E: 0 K: 1 S: 14	H: 3 LOB: 3 BB: 1 P: 22	R: 2 E: 0 K: 1 S: 13	H: 2 LOB: 0 BB: 0 P: 20	R: 0 E: 0 K: 0 S: 7	H: 1 LOB: 0 BB: 0 P: 9	R: 2 E: 0 K: 0 S: 12	H: 2 LOB: 1 BB: 1 P: 21	R: 1 E: 0 K: 3 S: 15	H: 2 LOB: 2 BB: 1 P: 26	R: 0 E: 0 K: 2 S: 13	H: 1 LOB: 1 BB: 0 P: 19	R: 4 E: 0 K: 2 S: 20	H: 4 LOB: 1 BB: 1 P: 36	R: 0 E: 0 K: 2 S: 8	H: 0 LOB: 0 BB: 0 P: 10	1B: 8 2B: 3 3B: 1 HR: 5	SF: 0 SAC: 0 DP: 1 HBP: 0	WP: 0 PB: 0 CS: 1	PA: 47	
PITCHER	IP WLS BF H R ER SO BB IBB HBP BLK WP HR S P ERA WHIP	IP WLS BF H R ER SO BB IBB HBP BLK WP HR S P ERA WHIP	IP WLS BF H R ER SO BB IBB HBP BLK WP HR S P ERA WHIP	IP WLS BF H R ER SO BB IBB HBP BLK WP HR S P ERA WHIP	IP WLS BF H R ER SO BB IBB HBP BLK WP HR S P ERA WHIP	IP WLS BF H R ER SO BB IBB HBP BLK WP HR S P ERA WHIP	IP WLS BF H R ER SO BB IBB HBP BLK WP HR S P ERA WHIP	IP WLS BF H R ER SO BB IBB HBP BLK WP HR S P ERA WHIP	IP WLS BF H R ER SO BB IBB HBP BLK WP HR S P ERA WHIP	IP WLS BF H R ER SO BB IBB HBP BLK WP HR S P ERA WHIP	IP WLS BF H R ER SO BB IBB HBP BLK WP HR S P ERA WHIP	IP WLS BF H R ER SO BB IBB HBP BLK WP HR S P ERA WHIP	IP WLS BF H R ER SO BB IBB HBP BLK WP HR S P ERA WHIP	IP WLS BF H R ER SO BB IBB HBP BLK WP HR S P ERA WHIP	IP WLS BF H R ER SO BB IBB HBP BLK WP HR S P ERA WHIP	IP WLS BF H R ER SO BB IBB HBP BLK WP HR S P ERA WHIP	IP WLS BF H R ER SO BB IBB HBP BLK WP HR S P ERA WHIP	IP WLS BF H R ER SO BB IBB HBP BLK WP HR S P ERA WHIP	IP WLS BF H R ER SO BB IBB HBP BLK WP HR S P ERA WHIP	IP WLS BF H R ER SO BB IBB HBP BLK WP HR S P ERA WHIP	IP WLS BF H R ER SO BB IBB HBP BLK WP HR S P ERA WHIP

Milwaukee Brewers @ Cincinnati Reds
Cinergy Field, Cincinnati, OH
Sat Aug 31 2002, 7:10 PM EDT
Att: 21,288 - Cloudy - 87 F

AB 43
R 11
H 17
RBI 11
BB 4
SO 12
LOB 24



Batter	1	2	3	4	5	6	7	8	9	AB	R	H	RBI	BB	SO	LOB	BOTTOM					
Todd Walker, L (1.4) OBP: 0.330, SLG: 0.401	0-0 G1-6-3 1B		0-0 F7			3-2 G4-6-3 1-2f		1-1 E 1B		4	0	2	0	0	0	1						
Barry Larkin, R (1.6) OBP: 0.303, SLG: 0.369	0-0 G1-6-3			1-0 FC5-4 2B		1-1 1B		1-1 E6 G1-3		3	0	2	0	0	0	1						
Juan Castro, R (8. PH) OBP: 0.210, SLG: 0.190	1-2f G1-6-3							1-3 2-H 1B		1	0	0	0	0	0	1						
Adam Dunn, L (1.9) OBP: 0.416, SLG: 0.488	2-1 P6			1-0 FC5-4 HBP		3-2 F5		1-0 G1-3		3	0	0	0	0	0	3						
Sean Casey, L (1.3) OBP: 0.343, SLG: 0.371		1-1 L3		1-0 L7			1-2 G6-3	4-1 FC6-4 BB		3	0	0	0	1	0	2						
Aaron Boone, R (1.5) OBP: 0.313, SLG: 0.441		1-3 K		1-2 FC5-4 CS			0-1 G6-3	0-1 FC6-4		4	0	0	0	0	1	5						
Russell Branyan, L (1.7) OBP: 0.313, SLG: 0.436				1-2 CS	2-2 G3-1		2-2 1B		1-3 K	3	0	1	0	0	1	0						
Bruce Chen, L (8.1) OBP: 0.333, SLG: 0.400										0	0	0	0	0	0	0						
Joey Hamilton, R (8.1) OBP: 0.222, SLG: 0.308										0	0	0	0	0	0	0						
Brandon Larson, R (9. PH) OBP: 0.375, SLG: 0.571				1-2 K						1	0	0	0	0	1	0						
Kelly Stinnett, R (1.2) OBP: 0.343, SLG: 0.281			3-1 F8		2-3 K		2-1 F8		3-1 F9	4	0	0	0	0	1	1						
Reggie Taylor, L (1.8) OBP: 0.296, SLG: 0.479			1-1 HR		1-3 K			1-2 1B E 1B	3-1 F9	4	2	2	1	0	1	0						
Chris Reitsma, R (1.1) OBP: 0.133, SLG: 0.103			3-3 K			1-1 G4-6-3 1B		1-3 K		1	0	0	0	0	1	0						
Jose Rijo, R (5.1) OBP: 0.125, SLG: 0.125										0	0	0	0	0	0	0						
Jose Guillen, R (6. PH) OBP: 0.290, SLG: 0.358										1	0	1	0	0	0	0						
Scott Sullivan, R (7.1) OBP: 0.333, SLG: 0.333										0	0	0	0	0	0	0						
Ruben Mateo, R (8.9) OBP: 0.277, SLG: 0.333										1	0	0	0	0	1	1						
Inning Stats	R: 0 E: 0 K: 0 S: 4	H: 1 LOB: 0 BB: 0 P: 6	R: 0 E: 0 K: 2 S: 10	H: 0 LOB: 0 BB: 0 P: 12	R: 1 E: 0 K: 1 S: 9	H: 1 LOB: 0 BB: 0 P: 16	R: 0 E: 0 K: 0 S: 8	H: 1 LOB: 1 BB: 0 P: 13	R: 0 E: 0 K: 2 S: 10	H: 0 LOB: 0 BB: 0 P: 15	R: 0 E: 0 K: 0 S: 13	H: 2 LOB: 1 BB: 0 P: 21	R: 0 E: 0 K: 1 S: 12	H: 1 LOB: 1 BB: 0 P: 17	R: 1 E: 1 K: 1 S: 15	H: 2 LOB: 3 BB: 1 P: 24	R: 0 E: 0 K: 1 S: 7	H: 0 LOB: 0 BB: 0 P: 14	1B: 6 2B: 1 3B: 0 HR: 1	SF: 0 SAC: 0 DP: 2 HBP: 1	WP: 0 PB: 0 CS: 1	PA: 36
PITCHER	IP WLS BF H R ER SO BB IBB HBP BLK WP HR S P ERA WHIP	IP WLS BF H R ER SO BB IBB HBP BLK WP HR S P ERA WHIP	IP WLS BF H R ER SO BB IBB HBP BLK WP HR S P ERA WHIP	IP WLS BF H R ER SO BB IBB HBP BLK WP HR S P ERA WHIP	IP WLS BF H R ER SO BB IBB HBP BLK WP HR S P ERA WHIP	IP WLS BF H R ER SO BB IBB HBP BLK WP HR S P ERA WHIP	IP WLS BF H R ER SO BB IBB HBP BLK WP HR S P ERA WHIP	IP WLS BF H R ER SO BB IBB HBP BLK WP HR S P ERA WHIP	IP WLS BF H R ER SO BB IBB HBP BLK WP HR S P ERA WHIP	IP WLS BF H R ER SO BB IBB HBP BLK WP HR S P ERA WHIP	IP WLS BF H R ER SO BB IBB HBP BLK WP HR S P ERA WHIP	IP WLS BF H R ER SO BB IBB HBP BLK WP HR S P ERA WHIP	IP WLS BF H R ER SO BB IBB HBP BLK WP HR S P ERA WHIP	IP WLS BF H R ER SO BB IBB HBP BLK WP HR S P ERA WHIP	IP WLS BF H R ER SO BB IBB HBP BLK WP HR S P ERA WHIP	IP WLS BF H R ER SO BB IBB HBP BLK WP HR S P ERA WHIP	IP WLS BF H R ER SO BB IBB HBP BLK WP HR S P ERA WHIP	IP WLS BF H R ER SO BB IBB HBP BLK WP HR S P ERA WHIP	IP WLS BF H R ER SO BB IBB HBP BLK WP HR S P ERA WHIP	IP WLS BF H R ER SO BB IBB HBP BLK WP HR S P ERA WHIP	IP WLS BF H R ER SO BB IBB HBP BLK WP HR S P ERA WHIP	

Milwaukee Brewers @ Cincinnati Reds
Cinergy Field, Cincinnati, OH
Sat Aug 31 2002, 7:10 PM EDT
Att: 21,288 - Cloudy - 87 F

AB 33
R 2
H 8
RBI 1
BB 1
SO 7
LOB 15

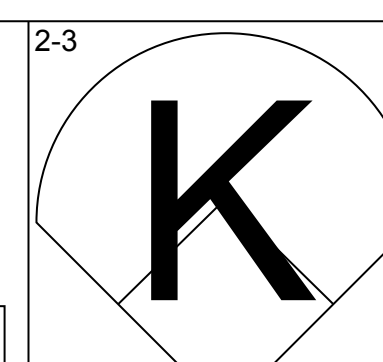
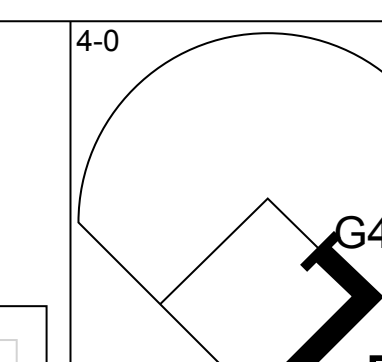
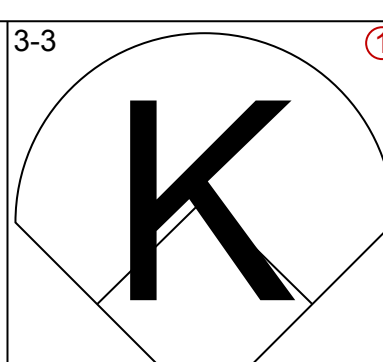
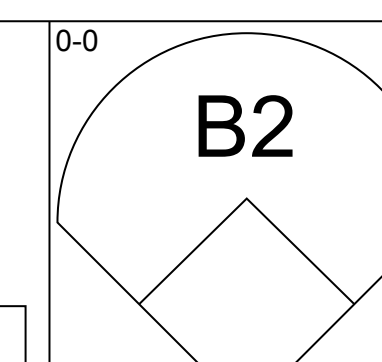

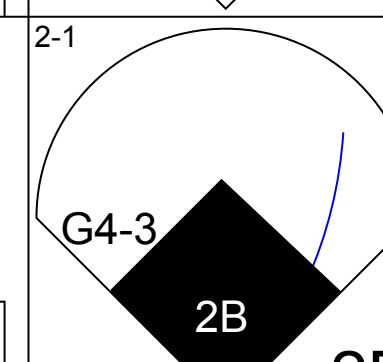
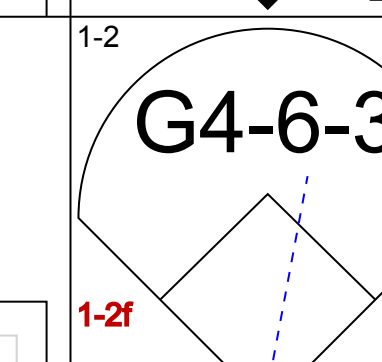
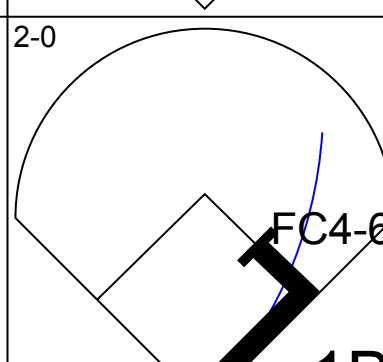
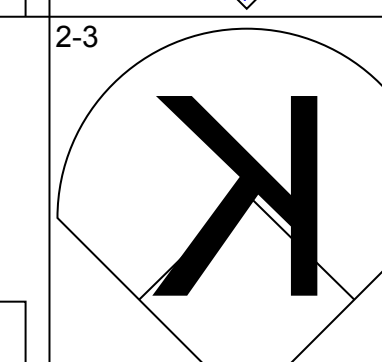
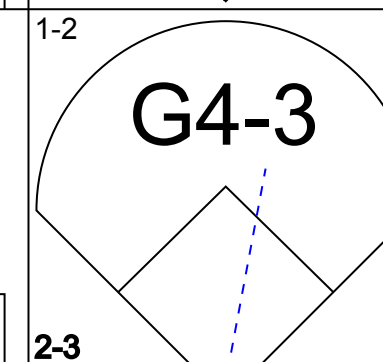

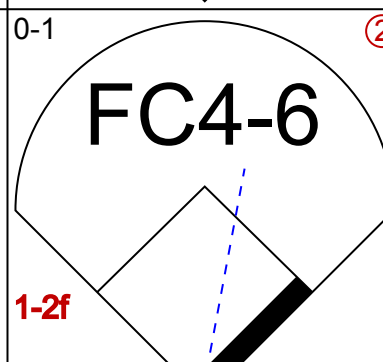
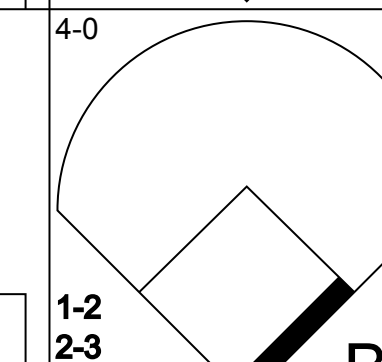
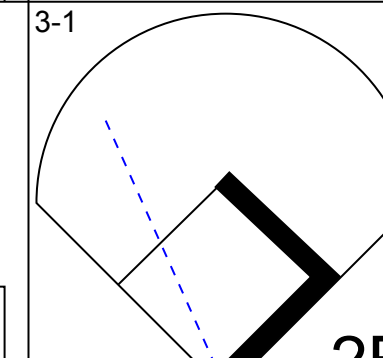
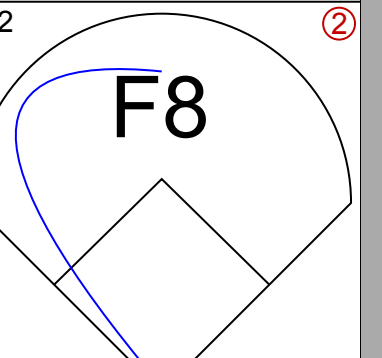
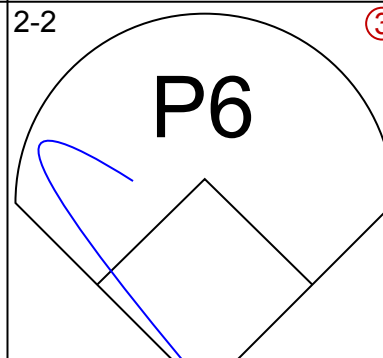
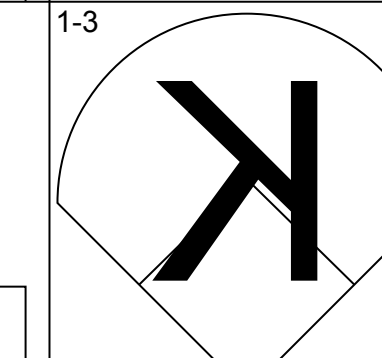
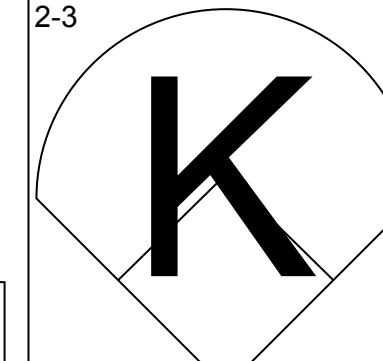
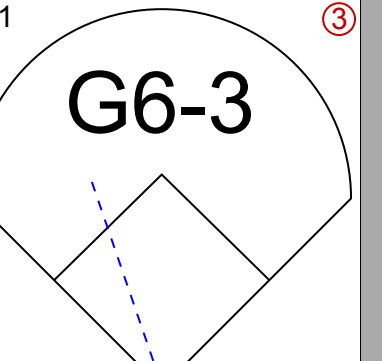
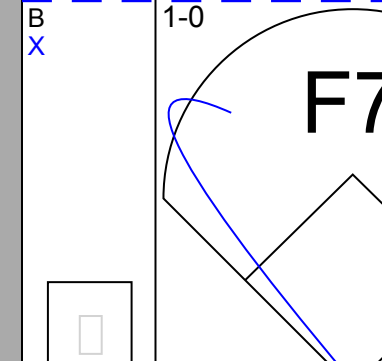
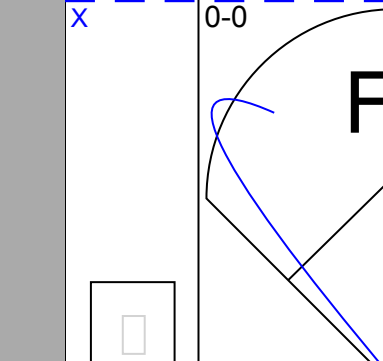
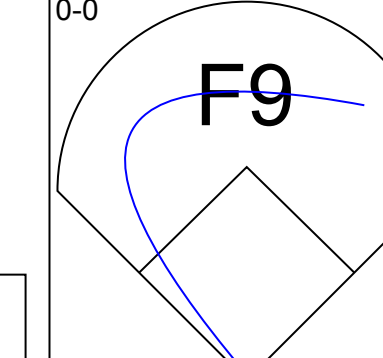
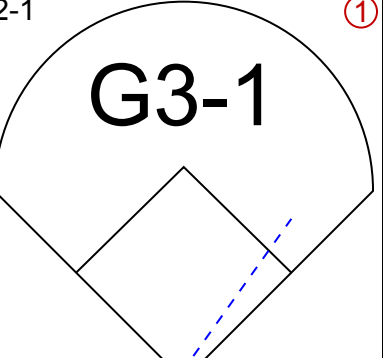
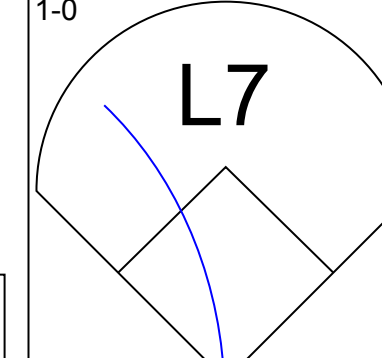
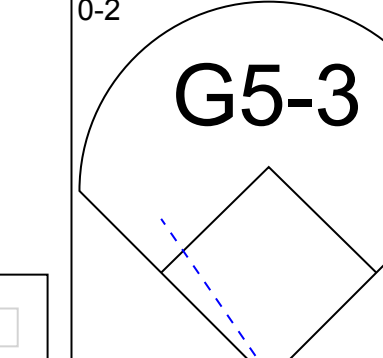
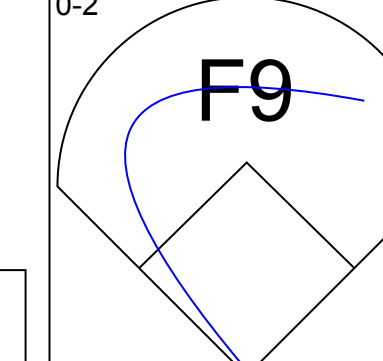
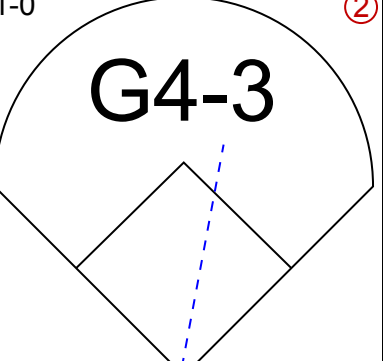
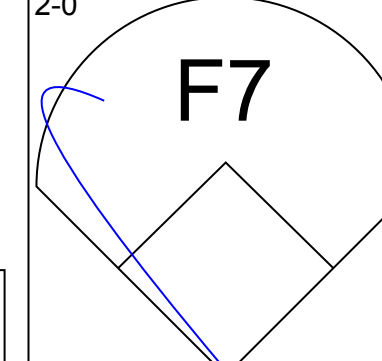
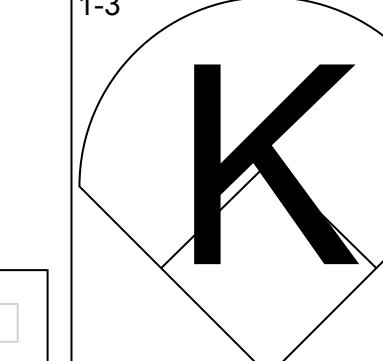
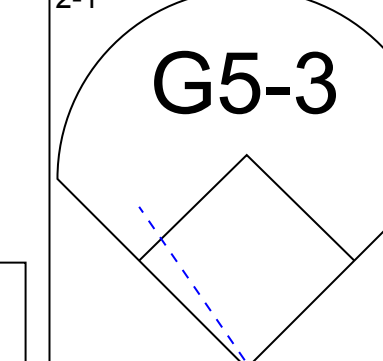
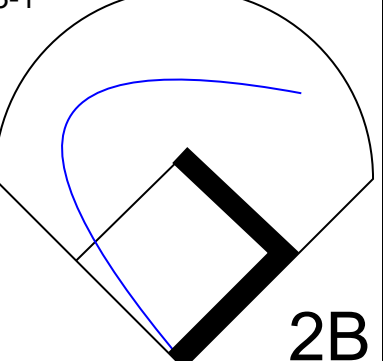
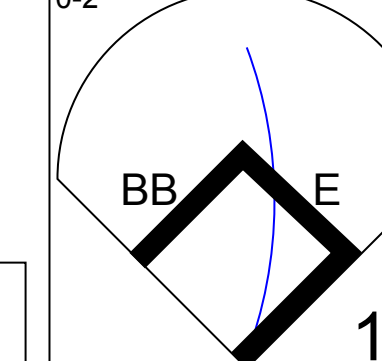
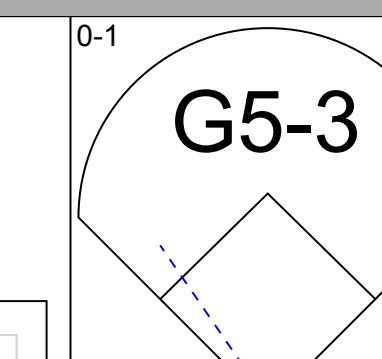
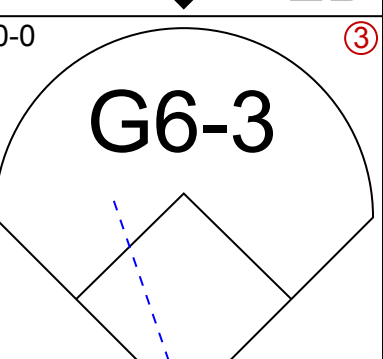
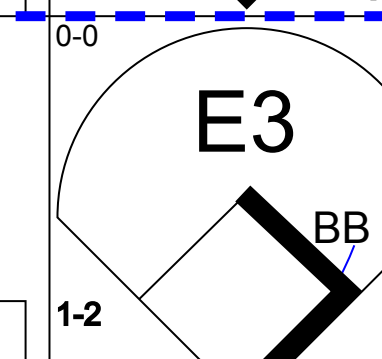


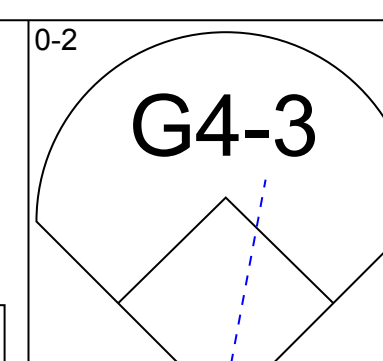
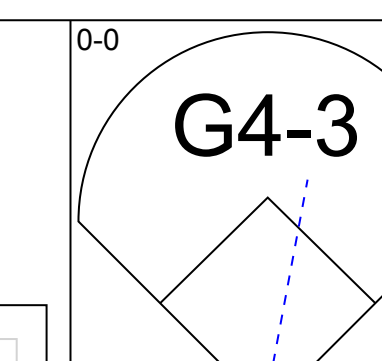
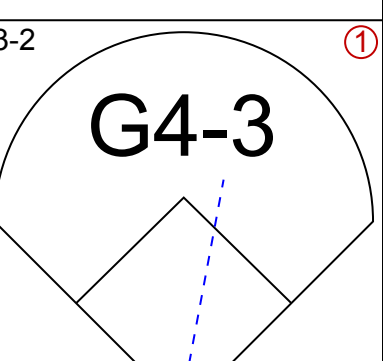
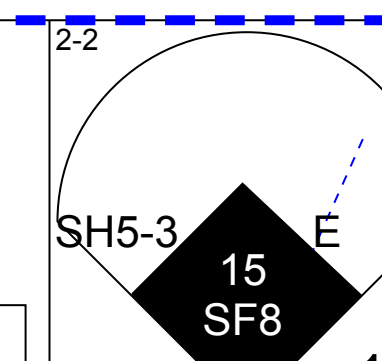

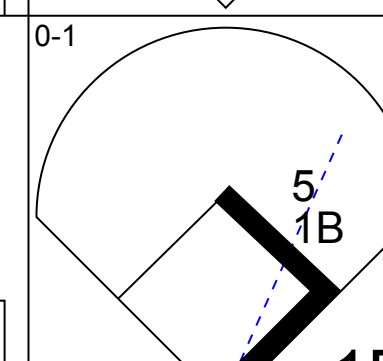
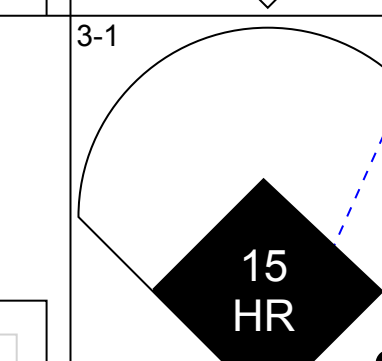
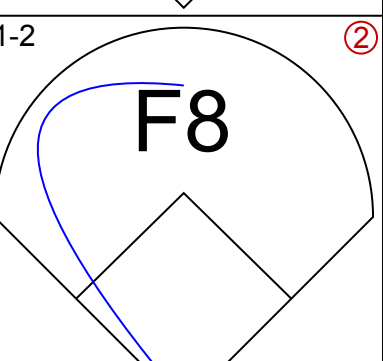
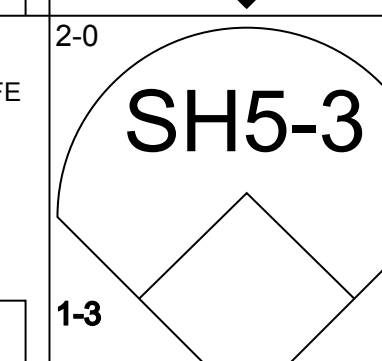
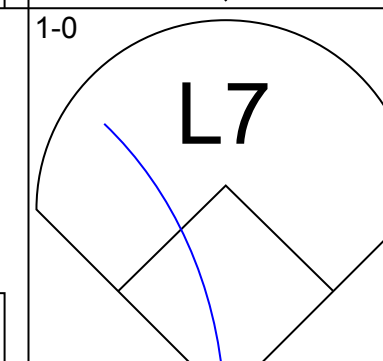
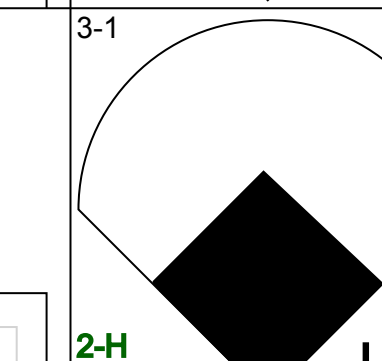
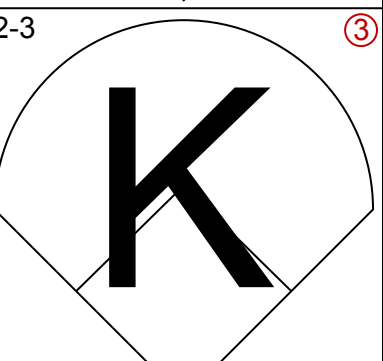
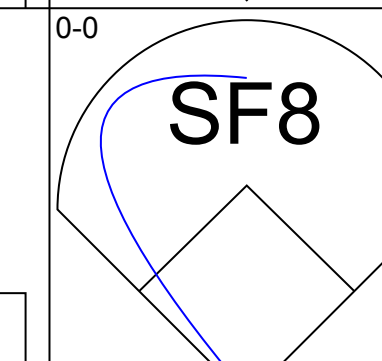
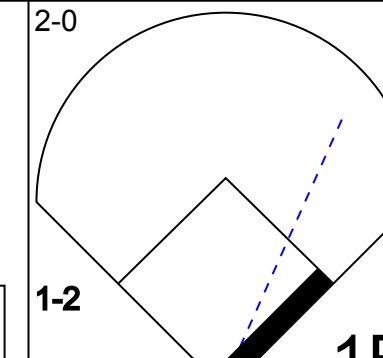
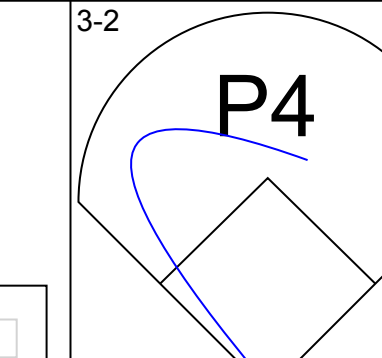
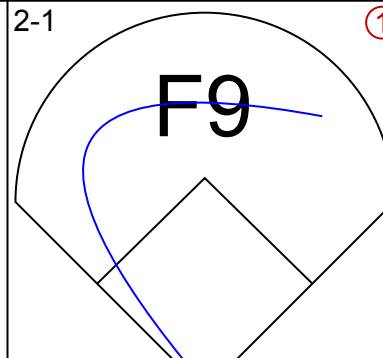
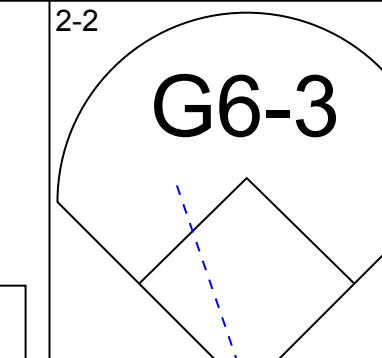
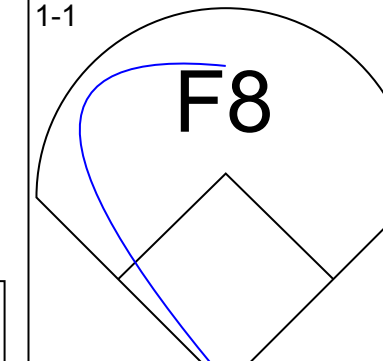
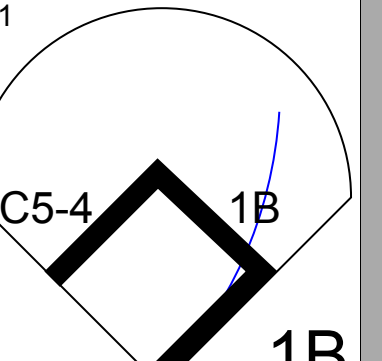
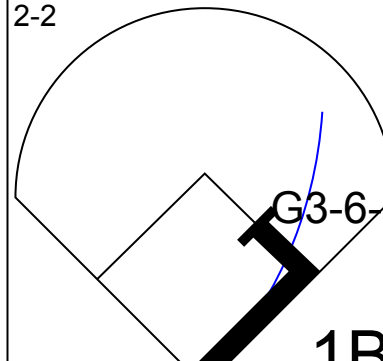
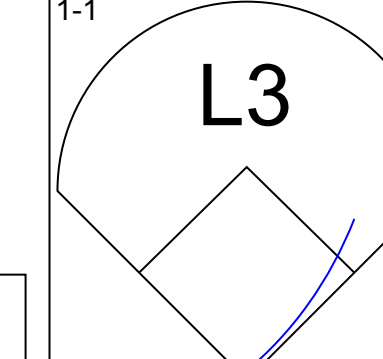
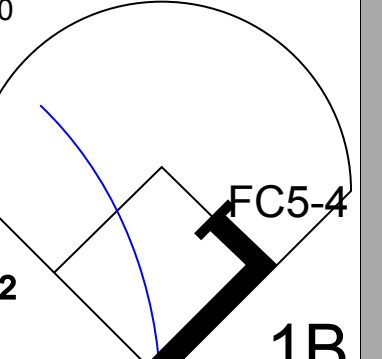
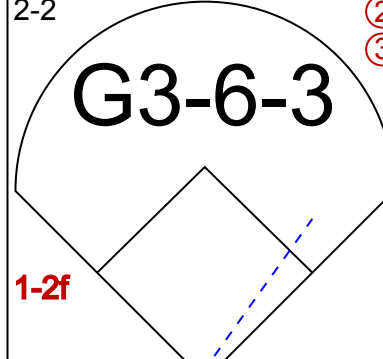
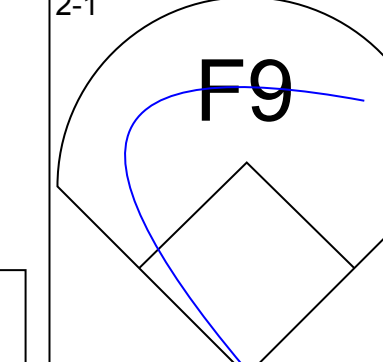
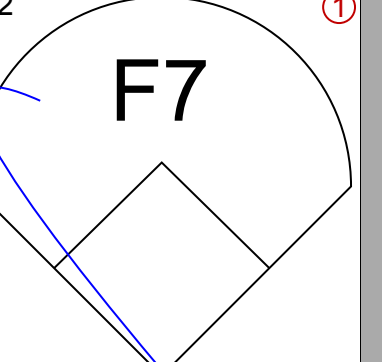
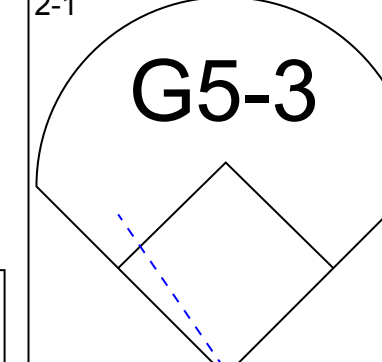
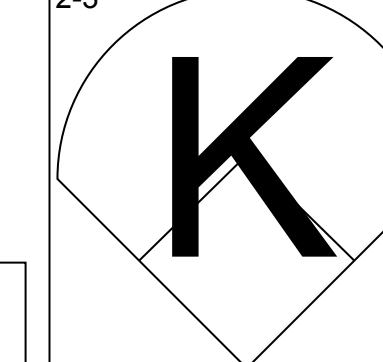
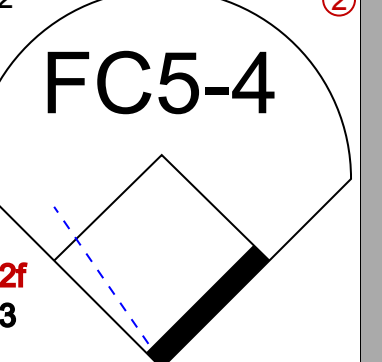
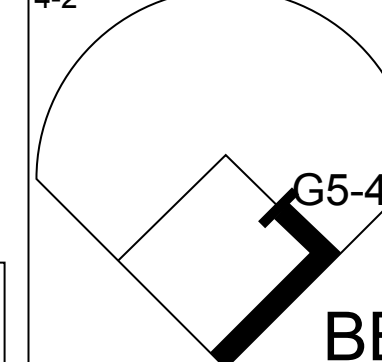
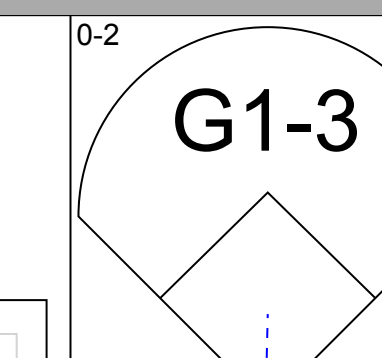

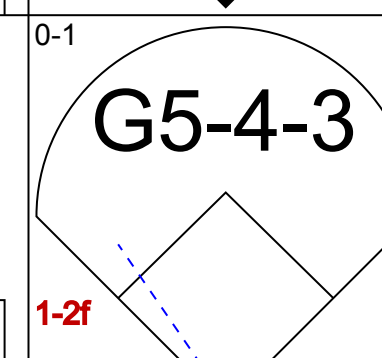
Batter	1	2	3	4	5	6	7	8	9	AB	R	H	RBI	BB	SO	LOB	TOP										
Alex Sanchez, L (1, 8) OBP: 0.343, SLG: 0.358 Jeffrey Hammonds, R (8, 8) OBP: 0.336, SLG: 0.404	L7		G6-3			F9		SH1-4		4	0	1	0	0	0	0	Milwaukee Brewers @ Cincinnati Reds Cinergy Field, Cincinnati, OH Sun Sep 01 2002, 12:35 PM EDT Att: 20,194 - Sunny - 77 F livebaseballscores.com										
Ronnie Belliard, R (1, 4) OBP: 0.270, SLG: 0.286	K			F7		HR		SH1-4-6		3	1	1	0	0	1	0											
Lenny Harris, L (1, 5) OBP: 0.344, SLG: 0.412	K			G4-3		HR		G3		4	1	1	2	0	1	0											
Richie Sexson, R (1, 3) OBP: 0.365, SLG: 0.521		F9		F7		1B		G5-3		4	0	1	0	0	0	0											
Matt Stairs, L (1, 7) OBP: 0.339, SLG: 0.502 2 Bill Hall, R (7, 5)	G5-3			HBP		F8		K		2	0	0	0	0	0	1											
José Hernández, R (1, 6) OBP: 0.355, SLG: 0.490	K			K				K		4	0	0	0	0	4	1											
Ryan Thompson, R (1, 9) OBP: 0.313, SLG: 0.626			HR	K		HR				3	2	2	2	0	1	1											
Jorge Fabregas, L (1, 2) OBP: 0.233, SLG: 0.258			G1-3	G3		G4-3				3	0	0	0	0	0	1											
Nick Neugebauer, R (1, 1) OBP: 0.277, SLG: 0.077 Jose Cabrera, R (5, 1) OBP: 0.299, SLG: 0.056 Paul Bako, L (7, PH) OBP: 0.296, SLG: 0.000 Jayson Durocher, R (7, 1) OBP: 0.296, SLG: 0.000 Ray King, L (7, 1) OBP: 0.296, SLG: 0.000 Luis Vizcaino, R (7, 1) OBP: 0.296, SLG: 0.000 Mike DeJean, R (8, 1)			F9			G4-3		G5-3		1	0	0	0	0	0	0											
Inning Stats	R: 0 H: 0 E: 0 K: 2 S: 7	H: 0 LOB: 0 BB: 0 P: 12	R: 0 H: 0 E: 0 K: 1 S: 6	H: 0 LOB: 0 BB: 0 P: 9	R: 1 H: 1 E: 0 K: 0 S: 8	H: 1 LOB: 0 BB: 0 P: 12	R: 0 H: 0 E: 0 K: 0 S: 7	H: 0 LOB: 0 BB: 0 P: 11	R: 0 H: 0 E: 0 K: 2 S: 10	H: 0 LOB: 1 BB: 0 P: 15	R: 2 H: 3 E: 0 K: 0 S: 14	H: 3 LOB: 1 BB: 0 P: 26	R: 1 H: 1 E: 0 K: 1 S: 9	H: 1 LOB: 0 BB: 0 P: 13	R: 0 H: 1 E: 0 K: 2 S: 6	H: 1 LOB: 0 BB: 0 P: 8		R: 0 H: 0 E: 0 K: 2 S: 8	H: 0 LOB: 0 BB: 0 P: 12	1B: 3 2B: 1 3B: 0 HR: 3	SF: 0 SAC: 1 DP: 1 HBP: 1	WP: 0 PA: 33 PB: 0 SB: 0 CS: 0					
PITCHER	IP	WLS	BF	H	R	ER	SO	BB	IBB	HBP	BLK	WP	HR	S	P	ERA	WHIP										
Elmer Dessens, R (1, 1) ERA: 3.0	7.0	L	27	5	4	4	6	0	0	1	0	0	3	61	98	5.14	0.714										
Scott Williamson, R (8, 1) ERA: 3.32	2.0		6	1	0	0	2	0	0	0	0	0	0	14	20	0.00	0.500										

Batter	1	2	3	4	5	6	7	8	9	AB	R	H	RBI	BB	SO	LOB	BOTTOM										
Todd Walker, L (1, 4) OBP: 0.333, SLG: 0.402	1B		BB		F7		1-2		G3-1	4	0	2	0	1	0	1	Milwaukee Brewers @ Cincinnati Reds Cinergy Field, Cincinnati, OH Sun Sep 01 2002, 12:35 PM EDT Att: 20,194 - Sunny - 77 F livebaseballscores.com										
Aaron Boone, R (1, 5) OBP: 0.311, SLG: 0.438	P4		P6		F9		L5			4	0	0	0	0	0	4											
Sean Casey, L (1, 3) OBP: 0.342, SLG: 0.372	F8		L5		F7			B1-3		4	0	1	0	0	0	2											
Jose Guillen, R (1, 9) OBP: 0.282, SLG: 0.348	G6-3		G6-3			G4-3		B1-3		4	0	0	0	0	0	3											
Russell Branyan, L (1, 7) OBP: 0.315, SLG: 0.435		1B	BB	SH5-3	BB	K		K		3	2	1	0	1	2	1											
Reggie Taylor, L (1, 8) OBP: 0.291, SLG: 0.472	K		SH5-3		1-2	K		F9		3	0	0	0	0	2	2											
Jason LaRue, R (1, 2) OBP: 0.313, SLG: 0.370 Barry Larkin, R (9, PH) OBP: 0.304, SLG: 0.373	1B		CS	BB	1B			F9		2	0	1	1	1	0	0											
Juan Castro, R (1, 6) OBP: 0.231, SLG: 0.200 Adam Dunn, L (9, PH) OBP: 0.415, SLG: 0.487	1B		BB		BB			FC6-5	1B	2	0	1	0	1	1	2											
Elmer Dessens, R (1, 1) OBP: 0.263, SLG: 0.200 Ken Griffey Jr., L (7, PH) OBP: 0.354, SLG: 0.429 Scott Williamson, R (8, 1)	E9							FC6-5	1B	1	0	0	0	0	0	1											
Brandon Larson, R (9, PH) OBP: 0.368, SLG: 0.560	1-3	2H	1B					1-2	P4	1	0	0	0	0	0	1											
Inning Stats	R: 0 H: 1 E: 0 K: 0 S: 10	H: 1 LOB: 1 BB: 0 P: 18	R: 1 H: 2 E: 1 K: 2 S: 17	H: 2 LOB: 2 BB: 1 P: 27	R: 0 H: 0 E: 0 K: 0 S: 6	H: 0 LOB: 1 BB: 1 P: 12	R: 1 H: 1 E: 0 K: 1 S: 9	H: 1 LOB: 2 BB: 2 P: 20	R: 0 H: 0 E: 0 K: 0 S: 6	H: 0 LOB: 0 BB: 0 P: 7	R: 0 H: 0 E: 0 K: 2 S: 14	H: 0 LOB: 0 BB: 0 P: 21	R: 0 H: 2 E: 0 K: 0 S: 8	H: 2 LOB: 2 BB: 0 P: 12	R: 0 H: 1 E: 0 K: 1 S: 13	H: 1 LOB: 1 BB: 0 P: 15	R: 0 H: 1 E: 0 K: 1 S: 9	H: 1 LOB: 1 BB: 0 P: 12	1B: 6 2B: 2 3B: 0 HR: 0	SF: 0 SAC: 1 DP: 0 HBP: 0	WP: 0 PA: 37 PB: 0 SB: 0 CS: 1						
PITCHER	IP	WLS	BF	H	R	ER	SO	BB	IBB	HBP	BLK	WP	HR	S	P	ERA	WHIP										
Nick Neugebauer, R (1, 1) ERA: 4.81	4.0		18	4	2	1	3	4	0	0	0	0	0	20	28	0.00	0.000										
Jose Cabrera, R (5, 1) ERA: 6.49	2.0	W	6	0	0	0	2	0	0	0	0	0	0	2	2	0.00	3.000										
Jayson Durocher, R (7, 1) ERA: 2.52	0.1	H	2	1	0	0	0	0	0	0	0	0	0	2	7	0.00	3.000										
Ray King, L (7, 1) ERA: 2.85	0.1	H	2	1	0	0	0	0	0	0	0	0	0	4	7	0.00	3.000										
Luis Vizcaino, R (7, 1) ERA: 2.58	1.1	H	5	1	0	0	1	0	0	0	0	0	0	15	18	0.00	0.750										

Batter	1	2	3	4	5	6	7	8	9	AB	R	H	RBI	BB	SO	LOB	TOP					
Todd Walker, L (1, 4) OBP: 0.333, SLG: 0.404										5	0	2	0	0	0	3	<p>Cincinnati Reds @ St. Louis Cardinals Busch Stadium, St. Louis, MO Mon Sep 02 2002, 1:10 PM CDT Att: 37,064 - Cloudy - 91 F</p> <p>livebaseballscores.com</p> <p>AB 36 R 5 H 12 RBI 5 BB 3 SO 6 LOB 17</p>					
Barry Larkin, R (1, 6) OBP: 0.304, SLG: 0.372										4	2	1	0	0	0	1						
Adam Dunn, L (1, 7) OBP: 0.418, SLG: 0.489										4	1	3	1	1	1	0						
Aaron Boone, R (1, 5) OBP: 0.312, SLG: 0.445										5	2	2	3	0	1	3						
Sean Casey, L (1, 3) OBP: 0.338, SLG: 0.368										5	0	0	0	0	0	3						
Jose Guillen, R (1, 9) OBP: 0.294, SLG: 0.362										3	0	2	1	1	0	0						
Reggie Taylor, L (1, 8) OBP: 0.295, SLG: 0.475										3	0	1	0	0	1	1						
Jason LaRue, R (1, 2) OBP: 0.315, SLG: 0.369										3	0	1	0	1	1	0						
Shawn Estes, R (1, 1) OBP: 0.071, SLG: 0.167										3	0	0	0	0	2	6						
Joey Hamilton, R (6, 1) OBP: 0.214, SLG: 0.296										1	0	0	0	0	0	0						
Danny Graves, R (9, 1)										0	0	0	0	0	0	0						
Inning Stats	R: 3 E: 0 K: 0 S: 19	H: 4 LOB: 1 BB: 0 P: 28	R: 0 E: 0 K: 2 S: 8	H: 0 LOB: 0 BB: 0 P: 10	R: 0 E: 0 K: 1 S: 13	H: 1 LOB: 1 BB: 0 P: 19	R: 0 E: 0 K: 0 S: 9	H: 1 LOB: 3 BB: 1 P: 19	R: 2 E: 0 K: 1 S: 14	H: 5 LOB: 3 BB: 1 P: 27	R: 0 E: 0 K: 1 S: 6	H: 0 LOB: 0 BB: 0 P: 9	R: 0 E: 0 K: 0 S: 4	H: 0 LOB: 0 BB: 0 P: 4	R: 0 E: 0 K: 1 S: 5	H: 0 LOB: 0 BB: 0 P: 7	R: 0 E: 0 K: 0 S: 11	H: 1 LOB: 2 BB: 1 P: 23	1B: 7 2B: 5 3B: 0 HR: 1	SF: 0 SAC: 1 DP: 1 HBP: 1	WP: 1 PB: 0 SB: 1 CS: 1	PA: 41
PITCHER	IP WLS BF H R ER SO BB IBB HBP BLK WP HR S P ERA WHIP																					
Garrett Stephenson, R (1, 1) ERA: 6.35	4.1 L 22 9 5 5 3 1 0 1 0 0 1 1 55 85 10.38 2.308																					
Mike Crudale, R (5, 1) ERA: 1.8	0.2 5 2 0 0 1 0 1 0 0 0 0 0 8 18 0.00 3.000																					
Jeff Fassero, L (6, 1) ERA: 5.91	2.0 6 0 0 0 1 0 0 0 0 0 0 0 10 13 0.00 0.000																					
Steve Kline, L (8, 1) ERA: 4.4	2.0 8 1 0 0 1 1 0 0 0 0 0 0 16 30 0.00 1.000																					

Batter	1	2	3	4	5	6	7	8	9	AB	R	H	RBI	BB	SO	LOB	BOTTOM					
Fernando Vina, L (1, 4) OBP: 0.333, SLG: 0.334										1	1	0	0	1	1	0	<p>Cincinnati Reds @ St. Louis Cardinals Busch Stadium, St. Louis, MO Mon Sep 02 2002, 1:10 PM CDT Att: 37,064 - Cloudy - 91 F</p> <p>livebaseballscores.com</p> <p>AB 29 R 3 H 6 RBI 3 BB 2 SO 7 LOB 11</p>					
Miguel Cairo, R (1, 7) OBP: 0.305, SLG: 0.371										4	0	1	0	0	1	2						
27 Scott Rolen, R (1, 5) OBP: 0.358, SLG: 0.472										4	0	0	0	0	0	3						
5 Albert Pujols, R (1, 3) OBP: 0.390, SLG: 0.564										3	0	0	1	0	1	0						
Eduardo Perez, R (1, 9) OBP: 0.295, SLG: 0.477										2	1	1	0	1	0	2						
15 Jim Edmonds, L (9, PH) OBP: 0.411, SLG: 0.563										1	0	0	0	0	1	0						
Edgar Renteria, R (1, 6) OBP: 0.395, SLG: 0.433										4	1	2	0	0	0	0						
Eli Marrero, R (1, 8) OBP: 0.322, SLG: 0.439										4	0	2	2	0	0	2						
Mike DiFelice, R (1, 2) OBP: 0.281, SLG: 0.362										2	0	0	0	0	1	2						
J.D. Drew, L (7, PH) OBP: 0.364, SLG: 0.438										1	0	0	0	0	1	0						
Garrett Stephenson, R (1, 1) ERA: 4.56										1	0	0	0	0	1	0						
Mike Crudale, R (5, 1) ERA: 1.8										0	0	0	0	0	0	0						
Kerry Robinson, L (5, PH) OBP: 0.205, SLG: 0.365										1	0	0	0	0	0	0						
Jeff Fassero, L (6, 1) ERA: 5.91										0	0	0	0	0	0	0						
Ivan Cruz, L (7, PH) OBP: 0.333, SLG: 0.333										1	0	0	0	0	0	0						
Steve Kline, S (8, 1) ERA: 4.4										0	0	0	0	0	0	0						
Inning Stats	R: 1 E: 1 K: 0 S: 7	H: 1 LOB: 1 BB: 0 P: 11	R: 0 E: 0 K: 0 S: 12	H: 1 LOB: 0 BB: 0 P: 18	R: 0 E: 0 K: 1 S: 8	H: 0 LOB: 1 BB: 1 P: 21	R: 2 E: 0 K: 2 S: 13	H: 3 LOB: 0 BB: 0 P: 20	R: 0 E: 0 K: 0 S: 2	H: 0 LOB: 0 BB: 0 P: 6	R: 0 E: 0 K: 0 S: 16	H: 1 LOB: 2 BB: 1 P: 26	R: 0 E: 0 K: 2 S: 8	H: 0 LOB: 0 BB: 0 P: 10	R: 0 E: 0 K: 1 S: 6	H: 0 LOB: 0 BB: 0 P: 10	R: 0 E: 0 K: 1 S: 7	H: 0 LOB: 0 BB: 0 P: 8	1B: 3 2B: 3 3B: 0 HR: 0	SF: 1 SAC: 0 DP: 2 HBP: 2	WP: 1 PB: 0 SB: 0 CS: 1	PA: 34
PITCHER	IP WLS BF H R ER SO BB IBB HBP BLK WP HR S P ERA WHIP																					
Shawn Estes, L (1, 1) ERA: 4.56	5.2 W 24 6 3 3 3 2 0 0 0 0 0 0 18 25 0.00 0.000																					
Joey Hamilton, R (6, 1) ERA: 5.29	2.1 H 7 0 0 0 3 0 0 0 0 0 0 0 18 25 0.00 0.000																					
Danny Graves, R (9, 1) ERA: 3.4	1.0 S 3 0 0 0 1 0 0 0 0 0 0 0 7 8 0.00 0.000																					

Batter	1	2	3	4	5	6	7	8	9	AB	R	H	RBI	BB	SO	LOB	TOP		
Todd Walker, L (1, 4) OBP: 0.333, SLG: 0.402 Juan Castro, R (8, PH) OBP: 0.227, SLG: 0.197 (8, 4)										2	0	0	0	1	2	0	<p>Cincinnati Reds @ St. Louis Cardinals Busch Stadium, St. Louis, MO Tue Sep 03 2002, 7:10 PM CDT Att: 26,641 - Cloudy - 89 F</p> <p>livebaseballscores.com</p> <p>AB 32 R 1 H 5 RBI 1 BB 2 SO 7 LOB 14</p> 		
Barry Larkin, R (1, 6) OBP: 0.305, SLG: 0.375										4	1	2	0	0	1	3			
Adam Dunn, L (1, 7) OBP: 0.417, SLG: 0.486										3	0	0	0	1	1	2			
Aaron Boone, R (1, 5) OBP: 0.312, SLG: 0.446										4	0	1	1	0	1	4			
Sean Casey, L (1, 3) OBP: 0.335, SLG: 0.364										4	0	0	0	0	1	1			
Jose Guillen, R (1, 9) OBP: 0.287, SLG: 0.352										4	0	0	0	0	0	0			
Reggie Taylor, L (1, 8) OBP: 0.290, SLG: 0.466										4	0	0	0	0	1	0			
Jason LaRue, R (1, 2) OBP: 0.318, SLG: 0.375										3	0	2	0	0	0	0			
Jimmy Haynes, R (1, 1) OBP: 0.294, SLG: 0.226 Russell Branyan, L (8, PH) OBP: 0.315, SLG: 0.435 Brandon Larson, R (8, PH) OBP: 0.382, SLG: 0.549 Ryan Dempster, R (8, PH) OBP: 0.189, SLG: 0.216 Scott Williamson, R (8, 1)										2	0	0	0	0	0	1			
Inning Stats	R: 1 E: 0 K: 2 S: 13	H: 2 LOB: 1 BB: 0 P: 23	R: 0 E: 0 K: 0 S: 6	H: 0 LOB: 0 BB: 0 P: 8	R: 0 E: 0 K: 0 S: 9	H: 0 LOB: 0 BB: 1 P: 14	R: 0 E: 0 K: 1 S: 8	H: 1 LOB: 1 BB: 0 P: 13	R: 0 E: 0 K: 1 S: 12	H: 1 LOB: 1 BB: 0 P: 19	R: 0 E: 0 K: 0 S: 3	H: 0 LOB: 0 BB: 0 P: 7	R: 0 E: 1 K: 2 S: 11	H: 1 LOB: 3 BB: 1 P: 18	R: 0 E: 0 K: 1 S: 7	H: 0 LOB: 0 BB: 0 P: 8		1B: 2 2B: 3 3B: 0 HR: 0	SF: 0 SAC: 0 DP: 1 HBP: 0
PITCHER	IP WLS BF H R ER SO BB IBB HBP BLK WP HR S P ERA WHIP																		
Woody Williams, R (1, 1) ERA: 2.7	6.0 W 22 4 1 1 4 1 0 0 0 0 0 0 54 89 1.50 0.833																		
Jeff Fassero, L (7, 1) ERA: 5.81	1.0 H 3 0 0 0 0 0 0 0 0 0 0 0 3 7 0.00 0.000																		
Rick White, R (8, 1) ERA: 5.29	0.0 1 1 0 0 0 0 0 0 0 0 0 0 3 3 ∞ ∞																		
Steve Kline, L (8, 1) ERA: 4.3	1.0 H 5 0 0 0 2 1 0 0 0 0 0 0 8 15 0.00 1.000																		
Dave Veres, R (9, 1) ERA: 3.49	1.0 S 3 0 0 0 1 0 0 0 0 0 0 0 7 8 0.00 0.000																		

Batter	1	2	3	4	5	6	7	8	9	AB	R	H	RBI	BB	SO	LOB	BOTTOM		
Fernando Vina, L (1, 4) OBP: 0.333, SLG: 0.333										4	1	1	0	0	0	0	<p>Cincinnati Reds @ St. Louis Cardinals Busch Stadium, St. Louis, MO Tue Sep 03 2002, 7:10 PM CDT Att: 26,641 - Cloudy - 89 F</p> <p>livebaseballscores.com</p> <p>AB 28 R 3 H 8 RBI 3 BB 1 SO 2 LOB 11</p> 		
J.D. Drew, L (1, 9) OBP: 0.367, SLG: 0.442										3	1	2	0	0	0	0			
15 Jim Edmonds, L (1, 8) OBP: 0.410, SLG: 0.569										3	1	1	3	0	1	1			
5 Albert Pujols, R (1, 7) OBP: 0.389, SLG: 0.562 Dave Veres, R (9, 1) OBP: 0.333, SLG: 0.333										4	0	1	0	0	0	0			
27 Scott Rolen, R (1, 5) OBP: 0.360, SLG: 0.473										3	0	2	0	0	0	2			
Tino Martinez, L (1, 3) OBP: 0.340, SLG: 0.422										3	0	1	0	0	0	1			
Edgar Renteria, R (1, 6) OBP: 0.353, SLG: 0.430										3	0	0	0	0	0	2			
Mike Matheny, R (1, 2) OBP: 0.292, SLG: 0.309										2	0	0	0	1	1	2			
Woody Williams, R (1, 1) OBP: 0.289, SLG: 0.480 Jeff Fassero, L (7, 1) ERA: 4.12 Edgar Renteria, R (7, PH) OBP: 0.329, SLG: 0.333 Rick White, R (8, 1) ERA: 5.29 Steve Kline, S (8, 1) Kerry Robinson, L (9, 7) OBP: 0.301, SLG: 0.361										2	0	0	0	0	0	2			
Inning Stats	R: 0 E: 0 K: 0 S: 9	H: 2 LOB: 2 BB: 0 P: 13	R: 0 E: 0 K: 1 S: 7	H: 0 LOB: 0 BB: 0 P: 12	R: 2 E: 0 K: 0 S: 11	H: 2 LOB: 0 BB: 0 P: 20	R: 0 E: 0 K: 0 S: 11	H: 2 LOB: 2 BB: 0 P: 16	R: 0 E: 0 K: 1 S: 9	H: 0 LOB: 0 BB: 0 P: 15	R: 0 E: 0 K: 0 S: 8	H: 1 LOB: 0 BB: 0 P: 14	R: 0 E: 0 K: 0 S: 7	H: 0 LOB: 0 BB: 1 P: 13	R: 1 E: 1 K: 0 S: 8	H: 1 LOB: 0 BB: 0 P: 14		1B: 6 2B: 1 3B: 0 HR: 1	SF: 1 SAC: 1 DP: 2 HBP: 0
PITCHER	IP WLS BF H R ER SO BB IBB HBP BLK WP HR S P ERA WHIP																		
Jimmy Haynes, R (1, 1) ERA: 4.12	7.0 L 27 7 2 2 2 1 0 0 0 0 0 0 62 103 2.57 1.143																		
Scott Williamson, R (8, 1) ERA: 3.26	1.0 4 1 1 0 0 0 0 0 0 0 0 0 8 14 0.00 1.000																		

Batter	1	2	3	4	5	6	7	8	9	AB	R	H	RBI	BB	SO	LOB	TOP												
Todd Walker, L (1.4) OBP: 0.334, SLG: 0.402	G6-3	1B				G4-3		F7		5	1	2	0	0	0	3	Cincinnati Reds @ St. Louis Cardinals Busch Stadium, St. Louis, MO Wed Sep 04 2002, 7:10 PM CDT Att: 25,363 - Sunny - 86 F												
Barry Larkin, R (1.6) OBP: 0.304, SLG: 0.373	F7	1B		F8		K		FC4-6		5	0	1	1	0	1	3													
Adam Dunn, L (1.7) OBP: 0.415, SLG: 0.482	F9			L3			K		F9	4	0	0	0	1	1														
Aaron Boone, R (1.5) OBP: 0.314, SLG: 0.445					K					3	0	1	0	2	1	2													
Russell Branyan, L (1.3) OBP: 0.313, SLG: 0.430	FC5-4		G5-3		P4		FC3-6			4	1	0	0	1	1	3													
Jose Guillen, R (1.9) OBP: 0.290, SLG: 0.360		G5-3			1B		FC6-4		G6-3	5	1	2	0	0	0	3													
Reggie Taylor, L (1.8) OBP: 0.303, SLG: 0.473		HR								3	1	3	0	1	0	0													
Jason LaRue, R (1.2) OBP: 0.317, SLG: 0.383		HR		F3		K				4	1	1	4	0	2	5													
Ryan Dempster, R (1.1) OBP: 0.182, SLG: 0.208	G4-3									2	0	0	0	0	1	2													
Juan Castro, R (5. PH) OBP: 0.239, SLG: 0.210										1	0	1	0	0	0	0													
Bruce Chen, L (6. PH) OBP: 0.333, SLG: 0.450										0	0	0	0	0	0	0													
Scott Sullivan, R (7. PH) OBP: 0.299, SLG: 0.328										0	0	0	0	0	0	0													
Scott Williamson, R (7. PH) OBP: 0.299, SLG: 0.328										0	0	0	0	0	0	0													
Ruben Mateo, R (8. PH) OBP: 0.299, SLG: 0.328										0	0	0	0	0	0	0													
Joey Hamilton, R (8. PH) OBP: 0.299, SLG: 0.328										0	0	0	0	0	0	0													
Chris Reitsma, R (8. PH) OBP: 0.153, SLG: 0.103										0	0	0	0	0	0	0													
Inning Stats	R: 0 E: 0 K: 0 S: 6	H: 0 LOB: 0 BB: 0 P: 9	R: 5 E: 0 K: 0 S: 18	H: 4 LOB: 2 BB: 3 P: 40	R: 0 E: 0 K: 1 S: 12	H: 1 LOB: 2 BB: 1 P: 17	R: 0 E: 0 K: 0 S: 5	H: 1 LOB: 0 BB: 0 P: 8	R: 0 E: 0 K: 2 S: 14	H: 2 LOB: 2 BB: 0 P: 17	R: 0 E: 0 K: 1 S: 8	H: 1 LOB: 0 BB: 0 P: 12	R: 0 E: 0 K: 1 S: 11	H: 0 LOB: 1 BB: 1 P: 18	R: 0 E: 0 K: 1 S: 12	H: 1 LOB: 2 BB: 0 P: 18	R: 0 E: 0 K: 1 S: 10	H: 1 LOB: 1 BB: 0 P: 14	1B: 9 2B: 2 3B: 0 HR: 1	SF: 0 SAC: 0 DP: 2 HBP: 1	WP: 0 PB: 0 SB: 1 CS: 0	PA: 42							
PITCHER	IP WLS BF H R ER SO BB IBB HBP BLK WP HR S P ERA WHIP											IP WLS BF H R ER SO BB IBB HBP BLK WP HR S P ERA WHIP																	
Jamey Wright, R (1.1) ERA: 5.47	3.0	19	6	5	5	1	3	1	0	0	0	0	0	0	0	3	68	15.00	3.000										
Gabe Molina, R (4.1) ERA: 1.17	1.0	2	0	0	0	0	0	0	0	0	0	0	0	0	0	3	6	0.00	0.000										
Luther Hackman, R (5.1) ERA: 4.09	2.0	8	3	0	0	3	0	0	0	0	0	0	0	0	22	29	0.00	1.500											
Jeff Fassero, L (7.1) ERA: 5.71	1.0	4	0	0	0	1	1	0	0	0	0	0	0	0	11	18	0.00	1.000											
Steve Kline, L (8.1) ERA: 4.21	1.0	5	1	0	0	1	0	0	1	0	0	0	0	0	12	18	0.00	1.000											
PITCHER	IP WLS BF H R ER SO BB IBB HBP BLK WP HR S P ERA WHIP											IP WLS BF H R ER SO BB IBB HBP BLK WP HR S P ERA WHIP																	
Dave Veres, R (9.1) ERA: 3.44	1.0	4	1	0	0	1	0	0	0	0	0	0	0	0	10	14	0.00	1.000											

Batter	1	2	3	4	5	6	7	8	9	AB	R	H	RBI	BB	SO	LOB	BOTTOM					
Fernando Vina, L (1.4) OBP: 0.332, SLG: 0.331	F5	FC4-6				G3-1		F8		4	0	0	0	1	0	5	Cincinnati Reds @ St. Louis Cardinals Busch Stadium, St. Louis, MO Wed Sep 04 2002, 7:10 PM CDT Att: 25,363 - Sunny - 86 F					
J.D. Drew, L (1.9) OBP: 0.366, SLG: 0.440				P4						2	0	0	0	1	0	2						
27 Scott Rolen, R (6. PH) OBP: 0.362, SLG: 0.480	5B			P4						1	2	1	1	1	0	0						
15 Jim Edmonds, L (1.8) OBP: 0.410, SLG: 0.565	K									3	2	0	0	1	3	3						
5 Albert Pujols, R (1.5) OBP: 0.393, SLG: 0.566										5	2	4	1	0	0	2						
Tino Martinez, L (1.3) OBP: 0.343, SLG: 0.431	F3									5	3	3	2	0	0	4						
Edgar Renteria, R (1.6) OBP: 0.353, SLG: 0.436										5	1	2	5	0	0	1						
Eli Marrero, R (1.7) OBP: 0.320, SLG: 0.434										4	0	0	0	1	0	2						
Mike DiFelice, R (1.2) OBP: 0.282, SLG: 0.361										3	0	1	0	0	0	0						
Kerry Robinson, L (7. PH) OBP: 0.299, SLG: 0.359										1	0	0	0	0	1	3						
Mike Matheny, R (8.2) OBP: 0.294, SLG: 0.312										1	0	1	1	0	0	0						
Jamey Wright, R (1.1) ERA: 5.47	5.0	26	6	5	5	2	4	0	0	0	0	0	0	0	0	0	1					
Bruce Chen, L (6.1) ERA: 5.77	1.0	4	1	1	1	2	0	0	0	0	1	10	12	9.00	1.000							
Scott Sullivan, R (7.1) ERA: 5.06	0.0	4	3	1	1	0	0	1	0	0	0	8	16	*	*							
Scott Williamson, R (7.1) ERA: 3.21	1.0	3	0	0	0	2	0	0	0	0	0	9	14	0.00	0.000							
Joey Hamilton, R (8.1) ERA: 5.5	0.2	7	2	3	3	0	1	0	1	0	0	8	15	40.50	4.500							
PITCHER	IP WLS BF H R ER SO BB IBB HBP BLK WP HR S P ERA WHIP											IP WLS BF H R ER SO BB IBB HBP BLK WP HR S P ERA WHIP										
Chris Reitsma, R (8.1) ERA: 3.91	0.1	1	0	0	0	0	0	0	0	0	0	1	1	0.00	0.000							

Batter	1	2	3	4	5	6	7	8	9	10	11	12	AB	R	H	RBI	BB	SO	LOB	TOP
Todd Walker, L OBP: 0.337, SLG: 0.406 Joey Hamilton, R OBP: 0.214, SLG: 0.296	P6		1B			FC6-4 2B	FC6-2			BB		WP FC5-4 1B	5 0	2	3	0	1	0	1	0
Barry Larkin, R OBP: 0.303, SLG: 0.371	G6-3		F9			G3	K2-3			F7		FC5-4 WP 1B	6	0	1	1	0	1	4	
Adam Dunn, L OBP: 0.416, SLG: 0.482	2B					FC6-4 BB			P5		G6-3	FC5-4 1B	4	0	1	0	2	0	1	
Jose Guillen, R OBP: 0.286, SLG: 0.353	K					FC6-4 3B			G6-3		G1-3	FC5-4	6	1	1	2	0	1	4	
Russell Branyan, L OBP: 0.314, SLG: 0.437						F9			P5			K	6	1	2	1	0	2	3	
Reggie Taylor, L OBP: 0.360, SLG: 0.467	G4-3					1B							5	0	1	1	0	3	2	
Jason LaRue, R OBP: 0.315, SLG: 0.381	F3					1B							5	0	1	0	0	1	1	
Juan Castro, R OBP: 0.236, SLG: 0.224	G4-3					1B							5	0	1	0	0	1	0	
Elmer Dessens, R Scott Williamson, R John Riedling, R Ken Griffey Jr., L Danny Graves, R Aaron Boone, R	K					G3							2	0	0	0	0	0	1	0
Inning Stats	R: 0 E: 0 K: 1 S: 13	H: 1 LOB: 1 BB: 0 P: 21	R: 0 E: 0 K: 1 S: 7	H: 0 LOB: 0 BB: 0 P: 9	R: 0 E: 0 K: 1 S: 9	H: 1 LOB: 0 BB: 0 P: 13	R: 0 E: 0 K: 1 S: 11	H: 4 LOB: 2 BB: 1 P: 21	R: 0 E: 0 K: 0 S: 6	H: 0 LOB: 0 BB: 0 P: 7	R: 0 E: 0 K: 1 S: 7	H: 0 LOB: 0 BB: 0 P: 9	R: 0 E: 0 K: 2 S: 13	H: 2 LOB: 2 BB: 2 P: 23	1B: 6 2B: 4 3B: 1 HR: 0	SF: 0 SAC: 0 DP: 0 HBP: 0	WP: 3 PB: 0 SB: 0 CS: 0	PA: 50		
PITCHER	IP WLS BF H R ER SO BB IBB HBP BLK WP HR S P ERA WHIP	15 Ben Sheets, R ERA: 4.36	Jayson Durocher, R ERA: 2.33	Ray King, L ERA: 2.61	Luis Vizcaino, R ERA: 2.49	Mike DeJean, R ERA: 3.51	PITCHER	IP WLS BF H R ER SO BB IBB HBP BLK WP HR S P ERA WHIP												

Cincinnati Reds @ Milwaukee Brewers

Miller Park, Milwaukee, WI

Fri Sep 06 2002, 7:05 PM CDT
Att. 24,650 - Sunny - 74 F

AB 46
R 5
H 11
RBI 5
BB 4
SO 11
LOB 17



Batter	1	2	3	4	5	6	7	8	9	10	11	12	AB	R	H	RBI	BB	SO	LOB	BOTTOM
Eric Young Sr., R OBP: 0.532, SLG: 0.362	K		G4-3 G5-3 1B			FC6-4 BB	K			G5-3		G6-3	5	0	1	0	1	2	0	
Ronnie Belliard, R OBP: 0.276, SLG: 0.314	G3-1		G5-3			FC6-4	K			G5-3		FC6-4 BB	5	0	0	0	1	1	2	
Jeffrey Hammonds, R OBP: 0.341, SLG: 0.412	BB		G4-3			HR 2B	K			L6-5 2B		FC6-4 G5-4-3 1B	5	1	2	0	1	1	2	
Richie Sexson, R OBP: 0.366, SLG: 0.516	L4		F9			HR BB				G6-3		G5-4-3	5	1	0	0	1	0	4	
Matt Stairs, L OBP: 0.339, SLG: 0.507						E6				G1-3			3	1	2	3	1	0	0	
Ryan Christenson, R OBP: 0.111, SLG: 0.278						G6-4-3				BB			1	0	0	0	0	0	2	
José Hernández, R OBP: 0.354, SLG: 0.487						G6-4-3							3	0	1	0	2	0	1	
Mike DeJean, R													0	0	0	0	0	0	0	
Ryan Thompson, R OBP: 0.297, SLG: 0.562						F8							5	0	1	0	0	0	7	
Jorge Fabregas, L OBP: 0.230, SLG: 0.271						G1-3							5	0	0	0	0	0	5	
15 Ben Sheets, R Luis Vizcaino, R Jayson Durocher, R Ray King, L Jim Rushford, L Luis Vizcaino, R 2 Bill Hall, R						G4-3							2	0	0	0	0	0	2	
Inning Stats	R: 0 E: 0 K: 1 S: 10	H: 0 LOB: 1 BB: 1 P: 18	R: 0 E: 0 K: 0 S: 8	H: 2 LOB: 2 BB: 0 P: 11	R: 0 E: 0 K: 0 S: 10	H: 1 LOB: 1 BB: 0 P: 16	R: 0 E: 1 K: 0 S: 8	H: 0 LOB: 0 BB: 1 P: 14	R: 0 E: 0 K: 0 S: 6	H: 0 LOB: 2 BB: 2 P: 18	R: 0 E: 0 K: 0 S: 7	H: 1 LOB: 2 BB: 1 P: 18	R: 0 E: 0 K: 0 S: 8	H: 0 LOB: 0 BB: 1 P: 12	1B: 4 2B: 3 3B: 0 HR: 1	SF: 0 SAC: 0 DP: 3 HBP: 0	WP: 0 PB: 0 SB: 0 CS: 0	PA: 49		
PITCHER	IP WLS BF H R ER SO BB IBB HBP BLK WP HR S P ERA WHIP	Elmer Dessens, R ERA: 3.08	Scott Williamson, R ERA: 3.11	John Riedling, R ERA: 2.48	Danny Graves, R ERA: 3.32	Joey Hamilton, R ERA: 5.45	PITCHER	IP WLS BF H R ER SO BB IBB HBP BLK WP HR S P ERA WHIP												

Cincinnati Reds @ Milwaukee Brewers

Miller Park, Milwaukee, WI

Fri Sep 06 2002, 7:05 PM CDT
Att. 24,650 - Sunny - 74 F

AB 42
R 3
H 7
RBI 3
BB 7
SO 5
LOB 26



Batter	1	2	3	4	5	6	7	8	9	AB	R	H	RBI	BB	SO	LOB	TOP					
Pokey Reese, R OBP: 0.320, SLG: 0.332 (1, 4)	G4-3 1-2		HR 1B		G5-3 2-1		G5-3 0-0		1B BB FC5-2 BB	4	1	1	0	1	0	1						
2 Jack Wilson, R OBP: 0.311, SLG: 0.345 (1, 6)	1B 2B		F8		G6-3 0-0		BB 1B BB		F8	4	2	1	0	1	0	2						
Brian Giles, L OBP: 0.445, SLG: 0.625 (1, 7)	1B 2H		HR			FC5-4 BB	1B BB		FC5-2 1B BB	2	2	2	3	3	0	0						
Aramis Ramirez, R OBP: 0.292, SLG: 0.394 (9, PR)	G6-4-3 1B		G5-3			FC5-4 1B FC6-4	G6-4-3 1B		1B BB FC5-2	5	0	3	2	0	0	1						
Mike Benjamin, R OBP: 0.205, SLG: 0.186 (9, PR)										0	0	0	0	0	0	0						
Kevin Young, R OBP: 0.321, SLG: 0.411 (1, 3)	G6-4-3 1-2				F8	K	G6-4-3 1-2		FC5-2 1B BB	5	0	0	0	0	1	8						
18 Jason Kendall, R OBP: 0.344, SLG: 0.353 (1, 2)																						
J.J. Davis, R OBP: 0.167 (8, PH)																						
Rob Mackowiak, L OBP: 0.316, SLG: 0.435 (8, 9)																						
Adrian Brown, S OBP: 0.277, SLG: 0.280 (1, 8)																						
16 Salomon Torres, R OBP: 0.266, SLG: 0.350 (5, PH)																						
Jimmy Anderson, L OBP: 0.129, SLG: 0.179 (8, 1)																						
Al Reyes, R OBP: 0.266, SLG: 0.350 (8, 1)																						
Armando Rios, L OBP: 0.266, SLG: 0.350 (7, 1)																						
Joe Beimel, L OBP: 0.266, SLG: 0.350 (8, PH)																						
Craig Wilson, R OBP: 0.266, SLG: 0.350 (8, PH)																						
Mike Lincoln, R OBP: 0.266, SLG: 0.350 (8, 1)																						
Inning Stats	R: 1 E: 0 K: 0 S: 11	H: 3 LOB: 1 BB: 0 P: 15	R: 0 E: 0 K: 0 S: 6	H: 0 LOB: 0 BB: 1 P: 13	R: 2 E: 0 K: 1 S: 11	H: 2 LOB: 0 BB: 0 P: 16	R: 0 E: 0 K: 0 S: 11	H: 1 LOB: 1 BB: 0 P: 18	R: 0 E: 0 K: 0 S: 5	H: 0 LOB: 0 BB: 0 P: 9	R: 0 E: 0 K: 1 S: 9	H: 0 LOB: 1 BB: 1 P: 16	R: 4 E: 1 K: 0 S: 23	H: 4 LOB: 1 BB: 2 P: 42	R: 0 E: 0 K: 1 S: 10	H: 1 LOB: 1 BB: 0 P: 15	R: 1 E: 0 K: 0 S: 13	H: 1 LOB: 3 BB: 3 P: 30	1B: 8 2B: 3 3B: 0 HR: 1	SF: 0 SAC: 0 DP: 3 HBP: 0	WP: 0 PB: 0 SB: 0 CS: 0	PA: 43
PITCHER	IP WLS BF H R ER SO BB IBB HBP BLK WP HR S P ERA WHIP																					
Ryan Dempster, R ERA: 5.76 (1, 1)	6.0 W 27 9 6 6 2 2 0 0 0 0 1 62 104 9.00 1.833																					
John Riedling, R ERA: 2.65 (7, 1)	0.1 2 0 0 0 0 1 0 0 0 0 0 0 7 11 0.00 3.000																					
Bruce Chen, L ERA: 5.74 (7, 1)	0.0 1 0 0 0 0 1 0 0 0 0 0 0 1 5 ∞ ∞																					
Joey Hamilton, R ERA: 5.35 (7, 1)	2.0 H 9 2 2 2 1 2 0 0 0 0 0 0 19 37 9.00 2.000																					
Scott Williamson, R ERA: 3.98 (9, 1)	0.2 S 4 1 0 0 0 1 0 0 0 0 0 0 10 17 0.00 3.000																					

Pittsburgh Pirates @ Cincinnati Reds
Cinergy Field, Cincinnati, OH
Mon Sep 09 2002, 7:10 PM EDT
Att: 13,434 - Sunny - 95 F

AB 36
R 8
H 12
RBI 8
BB 7
SO 3
LOB 23



Batter	1	2	3	4	5	6	7	8	9	AB	R	H	RBI	BB	SO	LOB	BOTTOM					
Reggie Taylor, L OBP: 0.297, SLG: 0.450 (1, 8)	F7		1B BB	B3-1		1B HR 1B	G3			4	2	1	0	1	0	1						
Bary Larkin, R OBP: 0.313, SLG: 0.376 (1, 6)	SH5-3 1B		SH1-3 HBP 1B	FC6-4 HBP		1B HR BB				3	3	3	0	1	0	0						
Todd Walker, L OBP: 0.345, SLG: 0.416 (1, 4)	SH5-3		HBP SH1-3 BB 1B	F7		HR 1B				4	2	2	1	0	1	2						
Jose Guillen, R OBP: 0.289, SLG: 0.387 (1, 9)	1B		SH1-3	FC6-4		HR				4	1	2	5	0	0	2						
Adam Dunn, L OBP: 0.412, SLG: 0.472 (1, 7)	G3		BB HBP IBB		S G6-3 BB	K				3	0	0	0	2	2	2						
Aaron Boone, R OBP: 0.312, SLG: 0.436 (1, 5)			K		G6-3	K				3	0	0	1	0	2	1						
Russell Branyan, L OBP: 0.311, SLG: 0.427 (1, 3)			G3		P6					3	0	0	1	1	1	1						
Jason LaRue, R OBP: 0.317, SLG: 0.397 (1, 2)			HR		K					4	1	1	1	0	1	4						
Ryan Dempster, R OBP: 0.172, SLG: 0.196 (7, 1)			B1-3		F9					3	0	0	0	0	0	3						
John Riedling, R ERA: 5.44 (7, 1)			FC5							0	0	0	0	0	0	0						
Bruce Chen, L OBP: 0.333, SLG: 0.400 (7, 1)										0	0	0	0	0	0	0						
Joey Hamilton, R OBP: 0.241, SLG: 0.357 (7, 1)										1	0	1	0	0	0	0						
Scott Williamson, R ERA: 3.98 (9, 1)										0	0	0	0	0	0	0						
Inning Stats	R: 1 E: 0 K: 0 S: 8	H: 2 LOB: 1 BB: 0 P: 13	R: 1 E: 0 K: 1 S: 11	H: 1 LOB: 0 BB: 0 P: 13	R: 3 E: 0 K: 0 S: 11	H: 2 LOB: 3 BB: 3 P: 27	R: 0 E: 0 K: 0 S: 7	H: 0 LOB: 1 BB: 0 P: 10	R: 0 E: 0 K: 1 S: 9	H: 0 LOB: 1 BB: 1 P: 19	R: 4 E: 0 K: 2 S: 15	H: 3 LOB: 0 BB: 1 P: 31	R: 0 E: 0 K: 1 S: 15	H: 1 LOB: 1 BB: 0 P: 22	R: 0 E: 0 K: 2 S: 9	H: 1 LOB: 1 BB: 0 P: 16	R: 1 E: 0 K: 0 S: 13	H: 1 LOB: 3 BB: 3 P: 30	1B: 6 2B: 2 3B: 0 HR: 2	SF: 0 SAC: 2 DP: 0 HBP: 2	WP: 0 PB: 0 SB: 1 CS: 0	PA: 41
PITCHER	IP WLS BF H R ER SO BB IBB HBP BLK WP HR S P ERA WHIP																					
16 Salomon Torres, R ERA: 3.85 (1, 1)	4.0 L 22 5 5 5 1 2 1 2 0 0 0 0 1 37 63 11.25 1.750																					
Jimmy Anderson, L ERA: 5.44 (5, 1)	1.1 8 2 3 3 1 2 0 0 0 0 0 0 14 33 20.25 3.000																					
Al Reyes, R ERA: 2.53 (6, 1)	0.2 3 1 1 1 2 0 0 0 0 0 0 1 10 17 13.50 1.500																					
Joe Beimel, L ERA: 4.84 (7, 1)	1.0 4 1 0 0 1 0 0 0 0 0 0 0 15 22 0.00 1.000																					
Mike Lincoln, R ERA: 3.98 (8, 1)	1.0 4 1 0 0 2 0 0 0 0 0 0 0 9 16 0.00 1.000																					

Pittsburgh Pirates @ Cincinnati Reds
Cinergy Field, Cincinnati, OH
Mon Sep 09 2002, 7:10 PM EDT
Att: 13,434 - Sunny - 95 F

AB 32
R 9
H 10
RBI 9
BB 5
SO 7
LOB 16



Batter	1	2	3	4	5	6	7	8	9	AB	R	H	RBI	BB	SO	LOB	TOP														
Adrian Brown, S (1, 8) OBP: 0.282, SLG: 0.290	G6-3		1B			K		SH1-3		4	0	2	0	0	1	0	Pittsburgh Pirates @ Cincinnati Reds Cinergy Field, Cincinnati, OH Tue Sep 10 2002, 7:10 PM EDT Att: 13,153 - Sunny - 91 F														
2 Jack Wilson, R (1, 6) OBP: 0.311, SLG: 0.344	FC6-4 HBP		K			F8		SH1-3		2	0	0	0	0	1	1															
Brian Giles, L (1, 7) OBP: 0.444, SLG: 0.621	F8		G4-3			K		G6-4-3 IBB		3	0	0	0	1	1	2															
Aramis Ramirez, R (1, 5) OBP: 0.291, SLG: 0.393	FC6-4					K		G6-4-3		4	0	1	0	0	1	3															
1B Jason Kendall, R (1, 2) OBP: 0.345, SLG: 0.357		G6-4-3 HBP 1B				G4-3				4	0	2	0	0	0	0															
Craig Wilson, R (1, 3) OBP: 0.357, SLG: 0.442		G6-4-3 HBP				K				3	0	0	0	0	3	2															
J.J. Davis, R (1, 9) Rob Mackowiak, L (7, PH) OBP: 0.320, SLG: 0.436	G6-4-3					K				2	0	0	0	0	1	2															
Abraham Nunez, S (1, 4) OBP: 0.305, SLG: 0.311						F8				1	0	1	0	1	0	0															
Kip Wells, R (1, 1) Armando Rios, L (7, PH) Joe Beimel, L (7, 1) Mike Lincoln, R (7, 1) Scott Sauerbeck, R (8, 1)			G6-3			G6-3				2	0	0	0	0	0	0															
										1	0	0	0	0	1	3															
										0	0	0	0	0	0	0															
										0	0	0	0	0	0	0															
										0	0	0	0	0	0	0															
Inning Stats	R: 0 E: 0 K: 0 S: 11	H: 0 LOB: 1 BB: 0 P: 15	R: 0 E: 0 K: 1 S: 6	H: 1 LOB: 1 BB: 0 P: 11	R: 0 E: 0 K: 1 S: 8	H: 1 LOB: 1 BB: 0 P: 12	R: 0 E: 0 K: 2 S: 10	H: 0 LOB: 0 BB: 0 P: 14	R: 0 E: 0 K: 1 S: 6	H: 0 LOB: 0 BB: 0 P: 11	R: 0 E: 0 K: 2 S: 11	H: 0 LOB: 0 BB: 0 P: 13	R: 0 E: 0 K: 2 S: 15	H: 2 LOB: 3 BB: 1 P: 21	R: 0 E: 0 K: 0 S: 5	H: 1 LOB: 1 BB: 0 P: 12	R: 0 E: 0 K: 1 S: 14	H: 1 LOB: 1 BB: 0 P: 22	1B: 4 2B: 2 3B: 0 HR: 0	SF: 0 SAC: 1 DP: 2 HBP: 2	WP: 0 PB: 0 SB: 0 CS: 0	PA: 35									
PITCHER	IP WLS BF H R ER SO BB IBB HBP BLK WP HR S P ERA WHIP																														
Danny Graves, R (1, 1) ERA: 3.38	3.0	12	2	0	0	2	0	0	2	0	0	25	38	0.00	0.667																
Chris Reitsma, R (4, 1) ERA: 3.78	3.1	W 13	2	0	0	6	1	0	0	0	0	37	54	0.00	0.900																
Scott Sullivan, R (7, 1) ERA: 6.0	0.2	H 2	0	0	0	1	0	0	0	0	0	5	5	0.00	0.000																
John Riedling, R (8, 1) ERA: 2.58	1.0	H 4	1	0	0	0	0	1	0	0	0	5	12	0.00	1.000																
Scott Williamson, R (9, 1) ERA: 3.93	1.0	S 4	1	0	0	1	0	0	0	0	0	14	22	0.00	1.000																

AB 30
R 0
H 6
RBI 0
BB 2
SO 10
LOB 18



Batter	1	2	3	4	5	6	7	8	9	AB	R	H	RBI	BB	SO	LOB	BOTTOM														
Reggie Taylor, L (1, 8) OBP: 0.300, SLG: 0.446	G4-6-3 BB		K			K		SH3 1B BB		2	1	0	0	2	2	2	Pittsburgh Pirates @ Cincinnati Reds Cinergy Field, Cincinnati, OH Tue Sep 10 2002, 7:10 PM EDT Att: 13,153 - Sunny - 91 F														
Barry Larkin, R (1, 6) OBP: 0.311, SLG: 0.374	G4-6-3		G5-3			G6-3		SH3		3	0	0	0	0	0	2															
Todd Walker, L (1, 4) OBP: 0.348, SLG: 0.418						G5-3				3	1	2	0	1	0	0															
Jose Guillen, R (1, 9) OBP: 0.288, SLG: 0.384						G5-3				4	0	1	1	0	1	2															
Juan Castro, R (8, PR) OBP: 0.297, SLG: 0.290	G6-3					K		G6-4-3		0	0	0	0	0	0	0															
Adam Dunn, L (1, 7) OBP: 0.411, SLG: 0.470						K				4	0	1	0	0	2	2															
Aaron Boone, R (1, 5) OBP: 0.311, SLG: 0.436						G6-3		FC6-4		4	0	1	1	0	0	1															
Russell Branyan, L (1, 3) OBP: 0.310, SLG: 0.434								G6-4-3		4	1	1	1	0	2	3															
Jason LaRue, R (1, 2) OBP: 0.320, SLG: 0.401						G6-3				2	0	1	0	1	0	0															
Danny Graves, R (1, 1) Wily Mo Peña, R (3, PR) Chris Reitsma, R (4, 1) Scott Sullivan, R (7, 1) Ruben Mateo, R (8, 1) John Riedling, R (8, 1) Scott Williamson, R (9, 1)						G6-3				0	0	0	0	0	0	0															
										1	0	1	0	0	0	1															
										0	0	0	0	0	0	0															
										0	0	0	0	0	0	0															
										0	0	0	0	0	0	0															
										0	0	0	0	0	0	0															
Inning Stats	R: 0 E: 0 K: 0 S: 9	H: 1 LOB: 1 BB: 1 P: 15	R: 0 E: 0 K: 1 S: 7	H: 0 LOB: 0 BB: 0 P: 11	R: 0 E: 0 K: 1 S: 13	H: 1 LOB: 1 BB: 0 P: 20	R: 0 E: 0 K: 2 S: 11	H: 0 LOB: 0 BB: 0 P: 16	R: 1 E: 0 K: 1 S: 8	H: 2 LOB: 1 BB: 0 P: 10	R: 0 E: 0 K: 0 S: 7	H: 1 LOB: 0 BB: 0 P: 11	R: 0 E: 0 K: 1 S: 13	H: 1 LOB: 2 BB: 1 P: 24	R: 2 E: 0 K: 1 S: 14	H: 2 LOB: 2 BB: 2 P: 30	1B: 5 2B: 2 3B: 0 HR: 1	SF: 0 SAC: 1 DP: 2 HBP: 0	WP: 0 PB: 0 SB: 1 CS: 0	PA: 34											
PITCHER	IP WLS BF H R ER SO BB IBB HBP BLK WP HR S P ERA WHIP																														
Kip Wells, R (1, 1) ERA: 3.61	6.0	L 22	5	1	1	5	1	0	0	0	1	55	83	1.50	1.000																
Joe Beimel, L (7, 1) ERA: 4.5	0.2	4	1	0	0	1	0	1	0	0	0	10	20	0.00	1.500																
Mike Lincoln, R (7, 1) ERA: 3.32	0.2	5	1	2	2	0	1	1	0	0	0	10	23	27.00	3.000																
Scott Sauerbeck, L (8, 1) ERA: 2.1	0.2	3	1	0	0	1	0	0	0	0	0	7	11	0.00	1.500																

AB 29
R 3
H 8
RBI 3
BB 4
SO 7
LOB 15



Batter	1	2	3	4	5	6	7	8	9	AB	R	H	RBI	BB	SO	LOB	TOP				
Abraham Nunez, S (1, 4) OBP: 0.305, SLG: 0.318	G3			G1-3			L8	3B		4	0	1	0	0	0	0					
2 Jack Wilson, R (1, 6) OBP: 0.399, SLG: 0.341	G6-3			K			E6 HR	K		4	1	0	0	0	2	1					
Brian Giles, L (1, 7) OBP: 0.441, SLG: 0.615	K			K			F8		K	4	0	0	0	0	3	1					
Aramis Ramirez, R (1, 5) OBP: 0.293, SLG: 0.399 Mike Benjamin, R (9, PR) OBP: 0.205, SLG: 0.166		P3			K					3	1	1	2	1	1	0					
Rob Mackowiak, L (1, 8) OBP: 0.319, SLG: 0.434		K			G6-3		2H HR		BB	4	1	1	0	0	2	1					
Craig Wilson, R (1, 9) OBP: 0.357, SLG: 0.450 Brian Boehringer, S (7, 1) J.J. Davis, R (9, PH) OBP: 0.222, SLG: 0.125 Amanda Rios, L (9, PH) OBP: 0.259, SLG: 0.309 Mike Williams, R (9, 1)		K			L4		1-1 HR		F7	3	1	1	2	0	1	0					
Kevin Young, R (1, 3) OBP: 0.319, SLG: 0.408				F9			L7	G6-3		3	0	0	0	0	0	0					
Keith Osik, R (1, 2) OBP: 0.213, SLG: 0.253				G5-3			F7		F9	3	0	0	0	0	0	0					
Kris Benson, R (1, 1) OBP: 0.189, SLG: 0.216 Adam Hyzdu, R (6, PH) OBP: 0.331, SLG: 0.483 Ron Villone, L (6, 1) OBP: 0.250, SLG: 0.375 Adrian Brown, S (7, 8) OBP: 0.280, SLG: 0.289				G4-3			F5		F3	1	0	0	0	0	0	0					
Inning Stats	R: 0 E: 0 K: 1 S: 7	H: 0 LOB: 0 BB: 0 P: 12	R: 0 E: 0 K: 2 S: 11	H: 0 LOB: 0 BB: 0 P: 18	R: 0 E: 0 K: 0 S: 7	H: 0 LOB: 0 BB: 0 P: 11	R: 0 E: 0 K: 2 S: 10	H: 0 LOB: 0 BB: 0 P: 18	R: 0 E: 0 K: 0 S: 5	H: 0 LOB: 0 BB: 0 P: 10	R: 4 E: 1 K: 0 S: 15	H: 3 LOB: 0 BB: 0 P: 25	R: 0 E: 0 K: 1 S: 9	H: 1 LOB: 1 BB: 0 P: 16	R: 0 E: 0 K: 2 S: 11	H: 0 LOB: 1 BB: 1 P: 18	1B: 1 2B: 0 3B: 1 HR: 2	SF: 0 SAC: 0 DP: 0 HBP: 0	WP: 0 PB: 0 SB: 0 CS: 0	PA: 33	
PITCHER	IP	WLS	BF	H	R	ER	SO	BB	IBB	HBP	BLK	WP	HR	S	P	ERA	WHIP				
Elmer Dessens, R (1, 1) ERA: 2.93	7.0	L	25	3	4	0	6	0	0	0	0	0	2	62	102	0.00	0.429				
Scott Sullivan, R (8, 1) ERA: 5.92	1.0		4	1	0	0	1	0	0	0	0	0	0	9	16	0.00	1.000				
Bruce Chen, L (9, 1) ERA: 5.69	0.2		3	0	0	0	2	1	0	0	0	0	0	9	16	0.00	1.500				
Jose Rijo, R (9, 1) ERA: 5.05	0.1		1	0	0	0	0	0	0	0	0	0	0	2	2	0.00	0.000				

Pittsburgh Pirates @ Cincinnati Reds
Cinergy Field, Cincinnati, OH
Wed Sep 11 2002, 12:35 PM EDT
Att: 14,514 - Sunny - 69 F

AB	32
R	4
H	4
RBI	4
BB	1
SO	9
LOB	4



Batter	1	2	3	4	5	6	7	8	9	AB	R	H	RBI	BB	SO	LOB	BOTTOM					
Reggie Taylor, L (1, 8) OBP: 0.295, SLG: 0.439	G4-3		B3		P4			P6		4	0	0	0	0	0	0						
Aaron Boone, R (1, 5) OBP: 0.313, SLG: 0.438	E8 2B		K2-3		PO BB			P5		3	1	1	0	1	1	0						
Todd Walker, L (1, 4) OBP: 0.349, SLG: 0.419	G3-4-1 2B				PO SAFE 1-2		G4-3	K		3	0	1	1	1	1	0						
Jose Guillen, R (1, 9) OBP: 0.282, SLG: 0.375	G3-4-1		F9				G6-3		K	4	0	0	0	0	1	2						
Adam Dunn, L (1, 7) OBP: 0.409, SLG: 0.466	K				K		G3		K	4	0	0	0	0	3	1						
Russell Brannan, L (1, 3) OBP: 0.310, SLG: 0.430			K		G4-3 BB			K		3	0	0	0	1	3	0						
Kelly Stinnett, R (1, 2) OBP: 0.351, SLG: 0.328					G4-3					3	0	2	0	0	0	1						
Gookie Dawkins, R (1, 6) OBP: 0.182, SLG: 0.161			F3					F3		3	0	0	0	0	1	3						
Elmer Dessens, R (1, 1) OBP: 0.238, SLG: 0.179 Ken Griffey Jr., L (7, PH) OBP: 0.360, SLG: 0.424 Scott Sullivan, R (8, 1) OBP: 0.333, SLG: 0.333 Bruce Chen, L (9, 1) OBP: 0.333, SLG: 0.400 Jose Rijo, R (9, 1) OBP: 0.125, SLG: 0.125		K2-3					F9		K	2	0	0	0	0	1	1						
Inning Stats	R: 1 E: 1 K: 1 S: 15	H: 2 LOB: 1 BB: 0 P: 21	R: 0 E: 0 K: 2 S: 11	H: 1 LOB: 1 BB: 0 P: 17	R: 0 E: 0 K: 1 S: 11	H: 0 LOB: 1 BB: 1 P: 19	R: 0 E: 0 K: 2 S: 10	H: 0 LOB: 1 BB: 1 P: 22	R: 0 E: 0 K: 0 S: 8	H: 0 LOB: 0 BB: 1 P: 13	R: 0 E: 0 K: 0 S: 5	H: 0 LOB: 0 BB: 0 P: 8	R: 0 E: 0 K: 2 S: 11	H: 1 LOB: 1 BB: 0 P: 16	R: 0 E: 0 K: 1 S: 8	H: 0 LOB: 0 BB: 0 P: 13	R: 0 E: 0 K: 3 S: 9	H: 0 LOB: 0 BB: 0 P: 12	1B: 1 2B: 3 3B: 0 HR: 0	SF: 0 SAC: 0 DP: 0 HBP: 0	WP: 0 PB: 0 SB: 0 CS: 0	PA: 34
PITCHER	IP	WLS	BF	H	R	ER	SO	BB	IBB	HBP	BLK	WP	HR	S	P	ERA	WHIP					
Kris Benson, R (1, 1) ERA: 4.64	5.0		20	3	1	1	6	3	0	0	0	0	0	55	92	1.80	1.200					
Ron Villone, L (6, 1) ERA: 6.01	1.1	W	4	0	0	0	1	0	0	0	0	0	0	9	13	0.00	0.000					
Brian Boehringer, R (7, 1) ERA: 3.39	1.2	H	6	1	0	0	2	0	0	0	0	0	0	15	24	0.00	0.600					
Mike Williams, R (9, 1) ERA: 2.44	1.0	S	3	0	0	0	3	0	0	0	0	0	0	9	12	0.00	0.000					

Pittsburgh Pirates @ Cincinnati Reds
Cinergy Field, Cincinnati, OH
Wed Sep 11 2002, 12:35 PM EDT
Att: 14,514 - Sunny - 69 F

AB	30
R	1
H	4
RBI	1
BB	3
SO	12
LOB	9



Batter	1	2	3	4	5	6	7	8	9	AB	R	H	RBI	BB	SO	LOB	TOP						
Bobby Hill, S OBP: 0.325, SLG: 0.343	4-1 BB HBP 1B	0-0 1B 2B		2-2 F8	2-2 1-3 2-H 1B		1-1 2B 1B	2-1 E7 2B 1B		5	4	4	3	1	0	0	Chicago Cubs @ Cincinnati Reds Cinergy Field, Cincinnati, OH Thu Sep 12 2002, 7:10 PM EDT Att: 16,918 - Sunny - 80 F livebaseballscorecards.com						
Corey Patterson, L OBP: 0.287, SLG: 0.400	1-0 1B BB 1B	0-0 G6-3 1B		2-0 G2-3	0-1 F7		1-0 1B 2B	0-0 1B 2B		5	2	3	2	0	0	2							
Sammy Sosa, R OBP: 0.411, SLG: 0.616	4-2 1B 1B 2B BB	2-0 P5		1-2 1B		1-2 2B 1B	4-1 1B BB	4-0 1B IBB		3	1	2	0	3	0	1							
Moises Alou, R OBP: 0.347, SLG: 0.433	0-1 1B 2B	1 SAFE G6-3		0-0 1B		1-1 F8	0-0 1B	1-3 K		6	1	3	2	0	1	4							
Fred McGriff, L OBP: 0.356, SLG: 0.505	3-3 K		4-1 G1-6-3 BB			0-0 G3-1		0-0 K		5	0	2	1	1	1	8							
Kyle Farnsworth, R OBP: 0.214, SLG: 0.333	1-2 2-3 3-H 1B		0-0 G1-6-3			0-0 1B		2-3 K2-3		4	2	2	1	0	1	3							
Alex Gonzalez, R OBP: 0.317, SLG: 0.440	2-3 K		1-1 1B			1-1 1B 1B		1-3 1B		5	0	2	0	1	3	6							
Mike Mahoney, R OBP: 0.318, SLG: 0.429	1-1 2B		1-2 1B			0-3 K		1-0 E 2B		5	1	3	3	0	1	5							
Roosevelt Brown, L OBP: 0.299, SLG: 0.293	1-H 2-H 3-H 2B		1-2 1B			0-0 P5		2-2 F7		1	0	0	0	0	0	0							
39 Steve Smyth, L OBP: 0.222, SLG: 0.222	2-1 G4-3		3-2 F7			0-0 L8		2-3 K		1	0	0	0	0	0	1							
Todd Hundley, S OBP: 0.298, SLG: 0.419										1	0	0	0	0	0	2							
Pat Mahomes, R OBP: 0.500, SLG: 0.333										1	0	0	0	0	0	2							
Will Cunnane, R OBP: 0.374, SLG: 0.543										0	0	0	0	0	0	0							
Mark Bellhorn, S OBP: 0.374, SLG: 0.543										3	1	1	0	0	2	1							
Inning Stats	R: 5 E: 0 K: 2 S: 19	H: 3 LOB: 1 BB: 2 P: 37	R: 1 E: 0 K: 0 S: 4	H: 2 LOB: 0 BB: 0 P: 7	R: 0 E: 0 K: 0 S: 13	H: 2 LOB: 2 BB: 1 P: 22	R: 0 E: 0 K: 0 S: 13	H: 2 LOB: 0 BB: 0 P: 18	R: 1 E: 0 K: 1 S: 12	H: 3 LOB: 2 BB: 0 P: 15	R: 0 E: 0 K: 0 S: 13	H: 2 LOB: 3 BB: 1 P: 19	R: 2 E: 0 K: 1 S: 14	H: 4 LOB: 2 BB: 1 P: 26	R: 3 E: 1 K: 3 S: 15	H: 4 LOB: 2 BB: 1 P: 27		R: 0 E: 0 K: 2 S: 9	H: 0 LOB: 0 BB: 0 P: 16	1B: 15 2B: 6 3B: 1 HR: 0	SF: 0 SAC: 0 DP: 1 HBP: 1	WP: 0 PB: 0 SB: 0 CS: 0	PA: 54
PITCHER	IP WLS BF H R ER SO BB IBB HBP BLK WP HR S P ERA WHIP																						
Shawn Estes, L ERA: 5.1	(1, 1) 1.0 11 5 6 6 2 2 0 0 1 0 0 0 0 0 0 21 39 54.00 7.000																						
Jose Silva, R ERA: 4.15	(2, 1) 3.0 12 4 0 0 0 1 0 0 0 0 0 0 0 0 0 28 45 0.00 1.667																						
Jared Fernandez, R ERA: 4.53	(5, 1) 1.1 9 5 1 1 1 0 0 0 0 0 0 0 0 0 0 18 23 6.75 3.750																						
Scott Sullivan, R ERA: 5.87	(6, 1) 0.2 3 0 0 0 0 1 0 0 0 0 0 0 0 0 0 7 11 0.00 1.500																						
Joey Hamilton, R ERA: 5.87	(7, 1) 1.2 B 14 7 5 5 3 1 1 0 0 0 0 0 0 0 25 47 27.00 4.800																						
PITCHER	IP WLS BF H R ER SO BB IBB HBP BLK WP HR S P ERA WHIP																						
Bruce Chen, L ERA: 3.69	(8, 1) 0.0 1 1 0 0 0 0 0 0 0 0 0 0 0 0 0 1 1 0.00 0.000																						
John Riedling, R ERA: 2.56	(8, 1) 0.1 W 1 0 0 0 0 1 0 0 0 0 0 0 0 0 0 3 5 0.00 0.000																						
Scott Williamson, R ERA: 2.98	(9, 1) 1.0 S 3 0 0 0 0 2 0 0 0 0 0 0 0 0 0 9 16 0.00 0.000																						

Batter	1	2	3	4	5	6	7	8	9	AB	R	H	RBI	BB	SO	LOB	BOTTOM				
Todd Walker, L OBP: 0.352, SLG: 0.424	1-3 K	0-0 G3-1		1-1 1B		2-2 BB 1B	0-0 E5	3-2 G1-6-3 2B		6	1	4	4	0	1	0	Chicago Cubs @ Cincinnati Reds Cinergy Field, Cincinnati, OH Thu Sep 12 2002, 7:10 PM EDT Att: 16,918 - Sunny - 80 F livebaseballscorecards.com				
Scott Williamson, R OBP: 0.311, SLG: 0.375	1-1 2B	3-H F7		0-0 P4		4-2 1B 2B	0-0 SF7	0-1 G5-3		4	2	1	1	1	0	3					
Barry Larkin, R OBP: 0.313, SLG: 0.438	0-2 2B		0-1 B1-3		4-2 CS BB	0-0 P6	2-1 G1-6-3			4	0	1	1	1	0	4					
Jose Guillen, R OBP: 0.290, SLG: 0.398	1-3 K2-3		3-1 L9		2-0 HR 2B	2-2 2B 1B	1-3 2-H 3-H 1B	2-2 WP 1B		5	3	3	3	0	1	1					
Ruben Mateo, R OBP: 0.288, SLG: 0.343	2-3 K		2-1 BB 1B		1-0 G5-3	1-2 2B	2-3 K			5	0	2	2	0	2	2					
Russell Branyan, L OBP: 0.319, SLG: 0.446		2-2 HR	4-2 BB		4-1 BB	4-0 IBB	3-1 WP 2B	1-3 2B 2B		2	2	2	1	3	0	0					
Wily Mo Peña, R OBP: 0.274, SLG: 0.375	0-1 HR		3-3 K		3-2 F9	1-1 F8	4-0 WP 2B IBB			3	1	1	1	0	1	3					
Jason LaRue, R OBP: 0.321, SLG: 0.404	1-2 SH3-4 G3-1 2B		1-3 K		1-1 L9	0-0 E	0-3 K			5	2	2	0	0	2	3					
Shawn Estes, R OBP: 0.070, SLG: 0.163	1-1 SH3-4		2-2 F8		2-1 1B	4-0 E	4-2 2B BB			0	0	0	0	0	0	0					
Jose Silva, R OBP: 0.176, SLG: 0.156	2-3									0	0	0	0	0	0	0					
Cookie Dawkins, R OBP: 0.273, SLG: 0.200										1	0	0	0	0	0	0					
Jared Fernandez, R OBP: 0.273, SLG: 0.200										0	0	0	0	0	0	0					
Reggie Taylor, L OBP: 0.304, SLG: 0.445										1	3	1	0	2	0	0					
Inning Stats	R: 1 E: 0 K: 3 S: 15	H: 2 LOB: 1 BB: 0 P: 20	R: 3 E: 0 K: 0 S: 16	H: 3 LOB: 0 BB: 0 P: 21	R: 0 E: 0 K: 1 S: 11	H: 1 LOB: 2 BB: 1 P: 23	R: 0 E: 0 K: 1 S: 10	H: 1 LOB: 1 BB: 0 P: 14	R: 1 E: 0 K: 0 S: 10	H: 1 LOB: 1 BB: 2 P: 24	R: 4 E: 0 K: 0 S: 21	H: 4 LOB: 2 BB: 2 P: 38	R: 2 E: 1 K: 0 S: 5	H: 2 LOB: 0 BB: 1 P: 11	R: 4 E: 0 K: 2 S: 21	H: 3 LOB: 2 BB: 2 P: 39		1B: 7 2B: 7 3B: 0 HR: 3	SF: 1 SAC: 1 DP: 1 HBP: 0	WP: 1 PB: 0 SB: 0 CS: 1	PA: 47
PITCHER	IP WLS BF H R ER SO BB IBB HBP BLK WP HR S P ERA WHIP																				
39 Steve Smyth, L ERA: 10.13	(1, 1) 2.0 11 5 4 4 3 3 0 0 0 0 0 0 0 0 1 31 61 18.00 2.500																				
Pat Mahomes, R ERA: 2.74	(3, 1) 3.0 14 3 1 1 2 3 0 0 0 0 0 0 0 0 0 21 31 3.00 2.000																				
Will Cunnane, R ERA: 5.3	(6, 1) 0.2 B 8 4 4 4 0 1 1 0 0 0 0 0 0 0 19 35 54.00 7.500																				
Juan Cruz, R ERA: 4.0	(6, 1) 0.1 1 0 0 0 0 0 0 0 0 0 0 0 0 0 2 3 0.00 0.000																				
Francis Beltran, R ERA: 11.25	(7, 1) 1.0 5 2 2 1 0 1 0 0 0 0 0 0 0 0 5 11 9.00 3.000																				

Batter	1	2	3	4	5	6	7	8	9	AB	R	H	RBI	BB	SO	LOB	TOP										
Bobby Hill, S OBP: 0.329, SLG: 0.347 Kevin Orle, R OBP: 0.333, SLG: 0.600	G4-3		1B				G5-4-3 1B PB		E5 FC4-6	4	1	2	0	0	1	0	Chicago Cubs @ Cincinnati Reds Cinergy Field, Cincinnati, OH Fri Sep 13 2002, 7:10 PM EDT Att: 21,791 - Cloudy - 86 F										
Corey Patterson, L OBP: 0.288, SLG: 0.400	K		K				G5-4-3 1B		K	5	1	2	0	0	3	3											
Sammy Sosa, R OBP: 0.411, SLG: 0.614	G5-3						G5-4-3 1B		FC4-6	5	2	2	0	0	0	4											
Fred McGriff, L OBP: 0.357, SLG: 0.510 Hee-Seop Choi, L OBP: 0.214, SLG: 0.333		F8					F7			3	2	1	2	1	0	0											
Moises Alou, R OBP: 0.349, SLG: 0.440	L5									4	1	2	3	0	1	0											
Mark Bellhorn, S OBP: 0.376, SLG: 0.541										3	0	1	0	1	1	1											
Alex Gonzalez, R OBP: 0.315, SLG: 0.436										4	0	0	0	0	3	2											
Joe Girardi, R OBP: 0.273, SLG: 0.286										4	0	1	0	0	0	0											
34 Kerry Wood, R OBP: 0.221, SLG: 0.231 Joe Borowski, R OBP: 0.286, SLG: 0.286 Chad Hermansen, R OBP: 0.272, SLG: 0.386 Antonio Alfonseca, R OBP: 0.667, SLG: 0.667			G4-3							3	0	0	0	0	2	0											
Inning Stats	R: 0 E: 0 K: 1 S: 9	H: 0 LOB: 0 BB: 0 P: 12	R: 0 E: 0 K: 1 S: 11	H: 0 LOB: 1 BB: 1 P: 18	R: 0 E: 0 K: 1 S: 7	H: 1 LOB: 1 BB: 0 P: 13	R: 3 E: 0 K: 0 S: 13	H: 3 LOB: 0 BB: 1 P: 28	R: 3 E: 1 K: 3 S: 15	H: 4 LOB: 1 BB: 0 P: 24	R: 0 E: 0 K: 0 S: 9	H: 0 LOB: 0 BB: 0 P: 13	R: 1 E: 0 K: 0 S: 11	H: 2 LOB: 0 BB: 0 P: 15	R: 0 E: 0 K: 2 S: 10	H: 0 LOB: 0 BB: 0 P: 15		R: 0 E: 1 K: 2 S: 10	H: 1 LOB: 2 BB: 0 P: 16	1B: 9 2B: 0 3B: 0 HR: 2	SF: 0 SAC: 0 DP: 2 HBP: 0	WP: 2 PB: 1 SB: 0 CS: 0	PA: 39				
PITCHER	IP	WLS	BF	H	R	ER	SO	BB	IBB	HBP	BLK	WP	HR	S	P	ERA	WHIP										
Jimmy Haynes, R ERA: 4.26 Chris Reitsma, R ERA: 3.69	(1, 1) (7, 1)	6.0 L	27 12	8 3	6 1	6 0	8 4	2 0	0 0	0 0	0 0	1 1	2 0	64 31	108 46	9.00 0.00	1.667 1.000										


AB	37
R	7
H	11
RBI	5
BB	2
SO	12
LOB	12




Batter	1	2	3	4	5	6	7	8	9	AB	R	H	RBI	BB	SO	LOB	BOTTOM										
Reggie Taylor, L OBP: 0.306, SLG: 0.457	HR	G6-3		K					K	5	2	2	2	0	2	2	Chicago Cubs @ Cincinnati Reds Cinergy Field, Cincinnati, OH Fri Sep 13 2002, 7:10 PM EDT Att: 21,791 - Cloudy - 86 F										
Barry Larkin, R OBP: 0.308, SLG: 0.371	L7		F7		F7	P4		F7	5	0	0	0	0	0	2												
Todd Walker, L OBP: 0.354, SLG: 0.429	HR		3B		G4-3		F7		IBB	3	2	1	2	2	0												
Jose Guillen, R OBP: 0.288, SLG: 0.392	L5		K		1B		G4-3		G6-3	5	0	1	0	0	1	4											
Adam Dunn, L OBP: 0.410, SLG: 0.465	BB		3B		1B		K			2	1	1	0	2	1	0											
Aaron Boone, R OBP: 0.313, SLG: 0.440	F9		3B		K			G4-3		4	0	1	2	0	1	3											
Russell Branyan, L OBP: 0.315, SLG: 0.440		K	K			F9		K		4	0	0	0	0	3	1											
Jason LaRue, R OBP: 0.320, SLG: 0.402		SH1-4 1B		K		F7		G5-3		4	0	1	0	0	1	0											
Jimmy Haynes, R OBP: 0.180, SLG: 0.211 Gookie Dawkins, R OBP: 0.200, SLG: 0.156 Chris Reitsma, R OBP: 0.129, SLG: 0.100 Ken Griffey Jr., L OBP: 0.367, SLG: 0.434 Wily Mo Peña, R OBP: 0.500, SLG: 1.250		SH1-4 1B		K		HR			F7 2B	1	0	0	0	0	1	0											
Inning Stats	R: 2 E: 0 K: 0 S: 10	H: 2 LOB: 1 BB: 1 P: 18	R: 0 E: 0 K: 1 S: 9	H: 1 LOB: 1 BB: 0 P: 14	R: 2 E: 0 K: 2 S: 14	H: 1 LOB: 1 BB: 2 P: 26	R: 0 E: 0 K: 3 S: 10	H: 0 LOB: 0 BB: 0 P: 14	R: 0 E: 0 K: 1 S: 10	H: 2 LOB: 2 BB: 0 P: 16	R: 2 E: 0 K: 0 S: 8	H: 1 LOB: 0 BB: 1 P: 15	R: 0 E: 0 K: 1 S: 9	H: 0 LOB: 0 BB: 0 P: 15	R: 0 E: 0 K: 1 S: 10	H: 0 LOB: 0 BB: 0 P: 16		R: 0 E: 0 K: 1 S: 8	H: 1 LOB: 3 BB: 1 P: 19	1B: 4 2B: 1 3B: 1 HR: 2	SF: 0 SAC: 1 DP: 0 HBP: 0	WP: 0 PB: 0 SB: 1 CS: 0	PA: 40				
PITCHER	IP	WLS	BF	H	R	ER	SO	BB	IBB	HBP	BLK	WP	HR	S	P	ERA	WHIP										
34 Kerry Wood, R ERA: 3.88 Joe Borowski, R ERA: 2.77 Antonio Alfonseca, R ERA: 3.82	(1, 1) (8, 1) (9, 1)	7.0 H	32 3	7 0	6 0	6 0	8 1	4 0	0 0	0 0	0 0	0 0	2 10	70 16	118 16	7.71 0.00	1.571 0.000										

AB	34
R	6
H	8
RBI	6
BB	5
SO	10
LOB	12




Batter	1	2	3	4	5	6	7	8	9	AB	R	H	RBI	BB	SO	LOB	TOP			
Mark Bellhorn, S (1,4) OBP: 0.381, SLG: 0.544	0-0 1B		4-1 BB			4-2 CS 1B BB		2-1 FC6-4 1B		2	0	2	0	2	0	0	Chicago Cubs @ Cincinnati Reds Cinergy Field, Cincinnati, OH Sat Sep 14 2002, 1:15 PM EDT Att: 24,292 - Sunny - 76 F livebaseballscores.com AB 30 R 1 H 4 RBI 1 BB 2 SO 11 LOB 9 			
Corey Patterson, L (1,8) OBP: 0.288, SLG: 0.399	1-3 K		0-1 G4-3			0-0 1B		1-0 FC6-4		3	0	1	0	0	1	2				
Juan Cruz, R (6,1) OBP: 0.143, SLG: 0.143										0	0	0	0	0	0	0				
Chris Stynes, R (6,PH) OBP: 0.313, SLG: 0.376										1	0	0	0	0	0	1				
Joe Borowski, R (6,1) OBP: 0.286, SLG: 0.286										0	0	0	0	0	0	0				
Sammy Sosa, R (1,9) OBP: 0.408, SLG: 0.609	1-1 F3				2-0 F8			3-3 K		4	0	0	0	0	1	3				
Moises Alou, R (1,7) OBP: 0.346, SLG: 0.436	1-3 K				1-1 G5-3			3-3 K		4	0	0	0	0	2	3				
Hee-Seop Choi, L (1,3) OBP: 0.167, SLG: 0.250		1-3 K			3-2 F2			3-3 K		4	0	0	0	0	2	0				
Kevin Orte, R (1,5) OBP: 0.597, SLG: 0.462		0-1 G5-3				2-3 K		0-0 G5-3		3	0	0	0	0	1	0				
Alex Gonzalez, R (1,6) OBP: 0.313, SLG: 0.433		2-3 K				1-3 K		3-2 G5-3		3	0	0	0	0	2	0				
Joe Girardi, R (1,2) OBP: 0.271, SLG: 0.283			0-0 P4			0-0 F9		0-1 F9		2	0	0	0	0	0	0				
Fred McGriff, L (6,PH) OBP: 0.356, SLG: 0.509										1	0	0	0	0	0	0				
Mike Mahoney, R (8,2) OBP: 0.318, SLG: 0.429										0	0	0	0	0	0	0				
Matt Clement, R (1,1) OBP: 0.111, SLG: 0.085			2-3 K			1-2 HR		2-3 K		1	0	0	0	0	1	0				
Roosevelt Brown, L (6,PH) OBP: 0.271, SLG: 0.311										2	1	1	1	0	1	0				
Inning Stats	R: 0 E: 0 K: 2 S: 10	H: 1 LOB: 1 BB: 0 P: 13	R: 0 E: 0 K: 2 S: 9	H: 0 LOB: 0 BB: 0 P: 12	R: 0 E: 0 K: 1 S: 7	H: 0 LOB: 1 BB: 1 P: 13	R: 0 E: 0 K: 0 S: 6	H: 0 LOB: 0 BB: 0 P: 12	R: 0 E: 0 K: 2 S: 16	H: 2 LOB: 2 BB: 1 P: 27	R: 0 E: 0 K: 1 S: 7	H: 0 LOB: 0 BB: 0 P: 13	R: 0 E: 0 K: 1 S: 8	H: 1 LOB: 1 BB: 0 P: 10	R: 0 E: 0 K: 0 S: 5	H: 0 LOB: 0 BB: 0 P: 9		1B: 3 2B: 1 3B: 0 HR: 1	SF: 0 SAC: 0 DP: 1 HBP: 0	WP: 0 PB: 0 SB: 2 CS: 1
PITCHER	IP WLS BF H R ER SO BB IBB HBP BLK WP HR S P ERA WHIP	7.0 W 25 3 1 1 10 2 0 0 0 0 1 64 102 1.29 0.714	1.0 H 4 1 0 0 1 0 0 0 0 0 0 8 13 0.00 1.000	1.0 S 3 0 0 0 0 0 0 0 0 0 0 5 9 0.00 0.000	PITCHER															

Batter	1	2	3	4	5	6	7	8	9	AB	R	H	RBI	BB	SO	LOB	BOTTOM				
Reggie Taylor, L (1,8) OBP: 0.305, SLG: 0.454	1-1 P6		1-3 K		3-2 2B 1B			3-2 G4-3		4	1	1	1	0	1	0	Chicago Cubs @ Cincinnati Reds Cinergy Field, Cincinnati, OH Sat Sep 14 2002, 1:15 PM EDT Att: 24,292 - Sunny - 76 F livebaseballscores.com AB 29 R 3 H 8 RBI 3 BB 4 SO 6 LOB 9 				
Jose Guillen, R (1,9) OBP: 0.287, SLG: 0.395	0-3 K		0-1 G6-4-3		1-1 2B			0-0 G6-3		4	0	1	1	0	1	1					
Todd Walker, L (1,4) OBP: 0.353, SLG: 0.429				0-1 F8		1-3 K		2-2 G4-3		4	0	1	0	0	1	1					
Scott Williamson, R (9,1)										0	0	0	0	0	0	0					
Adam Dunn, L (1,7) OBP: 0.409, SLG: 0.466	2-3 K			2-2 BB 2B		1-1 F5		3-3 K		4	0	1	0	0	2	2					
Aaron Boone, R (1,5) OBP: 0.314, SLG: 0.440		1-2 G6-3		4-1 BB BB		2-2 G6-3		2-2 2B 1B		3	1	1	0	1	0	0					
Russell Branyan, L (1,3) OBP: 0.317, SLG: 0.442		2-1 F8		4-1 G6-4-3 BB		2-1 G4-3		3-2 1B 2B		3	0	1	1	1	0	0					
Gookie Dawkins, R (1,6) OBP: 0.256, SLG: 0.176		4-2 BB		0-0 G6-4-3		4-0 BB		0-0 2B 1B		2	0	1	0	2	0	3					
Kelly Stinnett, R (1,2) OBP: 0.350, SLG: 0.328		1-2 F8			1-2 SH2-4 1B 1B		3-2 G6-3			3	1	1	0	0	0	2					
Ryan Dempster, R (1,1) OBP: 0.169, SLG: 0.193			2-1 P4		1-1 SH2-4					1	0	0	0	0	0	0					
Wily Mo Peña, R (7,PH) OBP: 0.400, SLG: 1.000										1	0	0	0	0	1	0					
John Riedling, R (8,1) OBP: 0.267, SLG: 0.290					1-2 K					0	0	0	0	0	0	0					
Juan Castro, R (9,4)										0	0	0	0	0	0	0					
Inning Stats	R: 0 E: 0 K: 2 S: 10	H: 1 LOB: 1 BB: 0 P: 13	R: 0 E: 0 K: 0 S: 15	H: 0 LOB: 1 BB: 1 P: 23	R: 0 E: 0 K: 1 S: 7	H: 0 LOB: 0 BB: 0 P: 10	R: 0 E: 0 K: 0 S: 8	H: 1 LOB: 2 BB: 2 P: 18	R: 2 E: 0 K: 1 S: 15	H: 3 LOB: 1 BB: 0 P: 23	R: 0 E: 0 K: 0 S: 12	H: 0 LOB: 1 BB: 1 P: 23	R: 0 E: 0 K: 1 S: 8	H: 0 LOB: 0 BB: 0 P: 11	R: 1 E: 0 K: 1 S: 15	H: 3 LOB: 2 BB: 0 P: 25		1B: 4 2B: 4 3B: 0 HR: 0	SF: 0 SAC: 1 DP: 2 HBP: 0	WP: 1 PB: 0 SB: 0 CS: 0	PA: 34
PITCHER	IP WLS BF H R ER SO BB IBB HBP BLK WP HR S P ERA WHIP	5.0 L 22 5 2 2 4 3 0 0 0 0 0 20 34 0.00 0.500	2.0 7 0 0 0 1 1 0 0 0 0 0 0 15 25 9.00 3.000	PITCHER																	


Batter	1	2	3	4	5	6	7	8	9	AB	R	H	RBI	BB	SO	LOB	TOP								
Bobby Hill, S OBP: 0.331, SLG: 0.364 (1,4)	G5-3		F8			G1		HR	HR	4	2	1	3	1	0	0	Chicago Cubs @ Cincinnati Reds Cinergy Field, Cincinnati, OH Sun Sep 15 2002, 1:15 PM EDT Att: 22,201 - Cloudy - 70 F								
Corey Patterson, L OBP: 0.287, SLG: 0.399 (1,8)	G3-1		K			2B		F8	P3	5	0	1	0	0	1	2									
Sammy Sosa, R OBP: 0.407, SLG: 0.612 (1,9)	F8				G5-3	G5-3		HR		4	1	1	3	0	0	1									
Hee-Seop Choi, L OBP: 0.182, SLG: 0.250 (1,3)		G4-3			G4-3	K		HR		4	0	1	0	0	1	1									
Angel Echevarria, R OBP: 0.344, SLG: 0.464 (1,7)	G3				G4-3			G5-4-3		4	0	0	0	0	0	1									
Mark Bellhorn, S OBP: 0.382, SLG: 0.542 (1,5)					G3				K	3	0	1	0	1	1	0									
Alex Gonzalez, R OBP: 0.314, SLG: 0.434 (1,6)					1B			BB		4	0	2	0	0	0	1									
Mike Mahoney, R OBP: 0.292, SLG: 0.391 (1,2)					1B			F8		4	0	2	0	0	0	1									
Fred McGriff, L OBP: 0.355, SLG: 0.508 (7, PH)					FC5-4			K		2	0	0	0	0	0	3									
Joe Girardi, R OBP: 0.270, SLG: 0.282 (7,2)	G5-3				FC6-4			HR		1	0	0	0	0	1	1									
38 Carlos Zambrano, S OBP: 0.038, SLG: 0.077 (8, PH)					FC6-4			BB		2	0	0	0	0	0	1									
Chris Stynes, R OBP: 0.316, SLG: 0.390 (8,1)								HR		1	1	1	0	0	0	0									
Pat Mahomes, R OBP: 0.300, SLG: 0.422 (9, PH)								HR		0	0	0	0	0	0	0									
Todd Hundley, S OBP: 0.300, SLG: 0.422 (9, PH)								HR		1	1	1	0	0	0	0									
Antonio Alfonseca, R OBP: 0.607, SLG: 0.607 (9,1)								HR		0	0	0	0	0	0	0									
Inning Stats	R: 0 E: 0 K: 0 S: 8	H: 0 LOB: 0 BB: 0 P: 11	R: 0 E: 0 K: 0 S: 13	H: 2 LOB: 2 BB: 0 P: 21	R: 0 E: 0 K: 1 S: 7	H: 0 LOB: 0 BB: 0 P: 7	R: 0 E: 0 K: 0 S: 6	H: 0 LOB: 1 BB: 0 P: 8	R: 0 E: 0 K: 1 S: 7	H: 1 LOB: 1 BB: 0 P: 10	R: 0 E: 0 K: 1 S: 11	H: 1 LOB: 1 BB: 1 P: 16	R: 0 E: 0 K: 1 S: 9	H: 0 LOB: 1 BB: 1 P: 16	R: 3 E: 0 K: 0 S: 11	H: 3 LOB: 0 BB: 1 P: 18	R: 3 E: 1 K: 1 S: 10	H: 2 LOB: 0 BB: 0 P: 14	1B: 6 2B: 1 3B: 0 HR: 2	SF: 0 SAC: 0 DP: 1 HBP: 0	WP: 0 PB: 0 SB: 0 CS: 0	PA: 38			
PITCHER	IP	WLS	BF	H	R	ER	SO	BB	IBB	HBP	BLK	WP	HR	S	P	ERA	WHIP								
Danny Graves, R ERA: 3.18 (1,1)	5.0		18	3	0	0	1	0	0	0	0	0	0	41	57	0.00	0.600								
Joey Hamilton, R ERA: 5.57 (6,1)	2.0		8	1	0	0	2	1	0	0	0	0	0	20	32	0.00	1.000								
Scott Sullivan, R ERA: 6.09 (8,1)	1.2	L	11	5	6	3	1	1	0	0	0	0	2	20	31	16.20	3.600								
Bruce Chen, L ERA: 5.67 (9,1)	0.1		1	0	0	0	0	0	0	0	0	0	0	1	1	0.00	0.000								

Batter	1	2	3	4	5	6	7	8	9	AB	R	H	RBI	BB	SO	LOB	BOTTOM								
Reggie Taylor, L OBP: 0.307, SLG: 0.455 (1,8)	CS		G1-3			K		2B	L6	4	0	1	0	1	1	3	Chicago Cubs @ Cincinnati Reds Cinergy Field, Cincinnati, OH Sun Sep 15 2002, 1:15 PM EDT Att: 22,201 - Cloudy - 70 F								
Barry Larkin, R OBP: 0.308, SLG: 0.372 (1,6)	BB				G5-3		G1-3	G4-3		4	0	1	0	0	0	2									
Todd Walker, L OBP: 0.356, SLG: 0.429 (1,4)	BB				2B					2	0	1	0	2	1	1									
Aaron Boone, R OBP: 0.314, SLG: 0.439 (1,5)	BB				2B					4	0	1	0	0	0	3									
Adam Dunn, L OBP: 0.407, SLG: 0.462 (1,7)					BB					4	0	0	0	0	2	4									
Russell Branyan, L OBP: 0.314, SLG: 0.437 (1,3)					BB					4	0	0	0	0	2	3									
Wily Mo Peña, R OBP: 0.405, SLG: 0.857 (8,1)					1B					2	0	1	0	0	1	0									
Joey Hamilton, R ERA: 3.97 (8,1)					1B					0	0	0	0	0	0	0									
Juan Castro, R OBP: 0.288, SLG: 0.286 (7, PH)					1B					1	0	0	0	0	0	0									
Scott Sullivan, R OBP: 0.333, SLG: 0.333 (8,1)					1B					0	0	0	0	0	0	0									
Bruce Chen, L OBP: 0.333, SLG: 0.400 (9,1)					1B					1	0	0	0	0	1	0									
Ken Griffey Jr., L OBP: 0.586, SLG: 0.431 (9, PH)					1B					1	0	0	0	0	1	0									
Jason LaRue, R OBP: 0.319, SLG: 0.400 (1,2)					K					4	0	1	0	0	1	0									
Danny Graves, R ERA: 3.97 (1,1)					1B					1	0	0	0	0	0	0									
Jose Guillen, R OBP: 0.293, SLG: 0.396 (6,9)					1B					2	0	1	0	1	0	2									
Inning Stats	R: 0 E: 0 K: 1 S: 12	H: 1 LOB: 1 BB: 1 P: 19	R: 0 E: 0 K: 1 S: 8	H: 0 LOB: 0 BB: 0 P: 13	R: 0 E: 0 K: 1 S: 6	H: 0 LOB: 0 BB: 0 P: 9	R: 0 E: 0 K: 1 S: 9	H: 0 LOB: 1 BB: 1 P: 17	R: 0 E: 0 K: 2 S: 13	H: 2 LOB: 2 BB: 0 P: 16	R: 0 E: 0 K: 1 S: 12	H: 1 LOB: 2 BB: 1 P: 23	R: 0 E: 0 K: 1 S: 10	H: 2 LOB: 2 BB: 0 P: 17	R: 0 E: 0 K: 1 S: 10	H: 1 LOB: 1 BB: 0 P: 17	R: 0 E: 0 K: 1 S: 9	H: 0 LOB: 1 BB: 1 P: 19	1B: 5 2B: 2 3B: 0 HR: 0	SF: 0 SAC: 0 DP: 0 HBP: 0	WP: 0 PB: 0 SB: 1 CS: 1	PA: 37			
PITCHER	IP	WLS	BF	H	R	ER	SO	BB	IBB	HBP	BLK	WP	HR	S	P	ERA	WHIP								
38 Carlos Zambrano, R ERA: 3.97 (1,1)	7.0		29	6	0	0	8	3	0	0	0	0	0	70	114	0.00	1.286								
Pat Mahomes, R ERA: 2.63 (8,1)	1.0	H	4	1	0	0	1	0	0	0	0	0	0	10	17	0.00	1.000								
Antonio Alfonseca, R ERA: 3.76 (9,1)	1.0		4	0	0	0	1	1	0	0	0	0	0	9	19	0.00	1.000								

AB 36
R 6
H 9
RBI 6
BB 2
SO 4
LOB 11



AB 33
R 0
H 7
RBI 0
BB 4
SO 10
LOB 18



Batter	1	2	3	4	5	6	7	8	9	AB	R	H	RBI	BB	SO	LOB	TOP					
Reggie Taylor, L (1,8) OBP: 0.312, SLG: 0.457	F8		G3-1	HBP 1B			BB 1B	1-1		5	1	3	2	0	0	0	Cincinnati Reds @ Pittsburgh Pirates PNC Park, Pittsburgh, PA Mon Sep 16 2002, 7:05 PM EDT Att: 10,752 - Sunny - 74 F					
Jose Guillen, R (1,7) OBP: 0.300, SLG: 0.398 John Riedling, R (8,1) Scott Williamson, R (9,1)	FC5-4 1B		G6-3	FC6-4 HBP			BB 1B	1-2 3-H 1B	G5-3	4	0	2	0	0	0	2						
Todd Walker, L (1,4) OBP: 0.356, SLG: 0.428	FC5-4 1-2		E7 2B 1B	FC6-4 1-2 2-3 HBP			FC4-6 BB		K	4	1	1	0	1	1	4						
Aaron Boone, R (1,5) OBP: 0.313, SLG: 0.439	FC5-4 1-2				F8		SF7		G5-3	4	0	1	2	0	0	1						
Russell Branyan, L (1,3) OBP: 0.313, SLG: 0.432		G3-1	P3		G6-4-3 BB		K		K	4	0	0	0	1	2	3						
Barry Larkin, R (1,6) OBP: 0.305, SLG: 0.369	G6-3			G6-3	G6-4-3 1-2		FC4-6 1-2			4	0	0	0	0	0	3						
Ruben Mateo, R (1,9) OBP: 0.299, SLG: 0.352		1B		1B 1B		F5		G5-3		4	1	2	0	0	0	0						
Jason LaRue, R (1,2) OBP: 0.324, SLG: 0.402				HBP 1B		G4-3		1B 1B BB		3	1	2	0	1	0	0						
Elmer Dessens, R (1,1) OBP: 0.227, SLG: 0.171 Wily Mo Peña, R (6,PH) Jose Silva, R (6,PH) Ken Griffey Jr., L (8,PH) OBP: 0.368, SLG: 0.435	G6-3					G6-3		G5-3 1-3 1B		2	0	0	0	0	1	4						
Inning Stats	R: 0 E: 0 K: 0 S: 7	H: 1 LOB: 1 BB: 0 P: 14	R: 0 E: 0 K: 0 S: 14	H: 2 LOB: 2 BB: 0 P: 18	R: 1 E: 1 K: 0 S: 9	H: 2 LOB: 1 BB: 0 P: 14	R: 1 E: 0 K: 1 S: 15	H: 3 LOB: 3 BB: 0 P: 22	R: 0 E: 0 K: 0 S: 2	H: 0 LOB: 0 BB: 1 P: 7	R: 0 E: 0 K: 0 S: 6	H: 0 LOB: 0 BB: 0 P: 10	R: 1 E: 0 K: 1 S: 13	H: 2 LOB: 2 BB: 1 P: 23	R: 1 E: 0 K: 0 S: 8	H: 2 LOB: 1 BB: 1 P: 18		R: 0 E: 0 K: 2 S: 8	H: 0 LOB: 0 BB: 0 P: 10	1B: 11 2B: 1 3B: 0 HR: 0	SF: 1 SAC: 0 DP: 2 HBP: 1	WP: 0 PB: 0 SB: 0 CS: 0
PITCHER	IP WLS BF H R ER SO BB IBB HBP BLK WP HR S P ERA WHIP	IP WLS BF H R ER SO BB IBB HBP BLK WP HR S P ERA WHIP	IP WLS BF H R ER SO BB IBB HBP BLK WP HR S P ERA WHIP	IP WLS BF H R ER SO BB IBB HBP BLK WP HR S P ERA WHIP	IP WLS BF H R ER SO BB IBB HBP BLK WP HR S P ERA WHIP	IP WLS BF H R ER SO BB IBB HBP BLK WP HR S P ERA WHIP	IP WLS BF H R ER SO BB IBB HBP BLK WP HR S P ERA WHIP	IP WLS BF H R ER SO BB IBB HBP BLK WP HR S P ERA WHIP	IP WLS BF H R ER SO BB IBB HBP BLK WP HR S P ERA WHIP	IP WLS BF H R ER SO BB IBB HBP BLK WP HR S P ERA WHIP	IP WLS BF H R ER SO BB IBB HBP BLK WP HR S P ERA WHIP	IP WLS BF H R ER SO BB IBB HBP BLK WP HR S P ERA WHIP	IP WLS BF H R ER SO BB IBB HBP BLK WP HR S P ERA WHIP	IP WLS BF H R ER SO BB IBB HBP BLK WP HR S P ERA WHIP	IP WLS BF H R ER SO BB IBB HBP BLK WP HR S P ERA WHIP	IP WLS BF H R ER SO BB IBB HBP BLK WP HR S P ERA WHIP	IP WLS BF H R ER SO BB IBB HBP BLK WP HR S P ERA WHIP					
Kip Wells, R (1,1) ERA: 3.59	6.0	29	10	3	2	1	1	0	0	0	0	0	0	0	0	0	3.00	1.833				
Joe Beimel, L (7,1) ERA: 4.72	0.0	1	0	0	0	0	1	0	0	0	0	0	0	0	0	0	∞	∞				
Mike Lincoln, R (7,1) ERA: 3.36	1.1	L	5	0	1	1	1	0	0	0	0	0	0	0	10	18	6.75	0.750				
Ron Villone, L (8,1) ERA: 5.97	0.2	3	2	0	0	0	0	0	0	0	0	0	0	5	10	0.00	3.000					
Al Reyes, R (9,1) ERA: 1.98	1.0	3	0	0	0	2	0	0	0	0	0	0	0	8	10	0.00	0.000					
Batter	1	2	3	4	5	6	7	8	9	AB	R	H	RBI	BB	SO	LOB	BOTTOM					
Pokey Reese, R (1,4) OBP: 0.320, SLG: 0.344	SH1-4 2B G6-3		HR		G6-3		F9			4	2	2	2	0	0	1	Cincinnati Reds @ Pittsburgh Pirates PNC Park, Pittsburgh, PA Mon Sep 16 2002, 7:05 PM EDT Att: 10,752 - Sunny - 74 F					
2 Jack Wilson, R (1,6) OBP: 0.306, SLG: 0.339	SH1-4 2-3		G1-3		P4			G6-3		3	0	0	0	0	0	0						
Brian Giles, L (1,7) OBP: 0.438, SLG: 0.604	G6-3		P5		P4			1B 1B BB		3	0	0	1	1	0	0						
Aramis Ramirez, R (1,5) OBP: 0.288, SLG: 0.389	K			1B BB		G5-3		P6		3	0	0	0	1	1	1						
1B Jason Kendall, R (1,2) OBP: 0.347, SLG: 0.355		G5-4-3 BB		K		E5 1B		1-2 1B		3	0	2	0	1	1	1						
Craig Wilson, R (1,9) OBP: 0.357, SLG: 0.444 Ron Villone, L (8,1) Abraham Nunez, S (8,PH) Al Reyes, R (9,1)	G5-4-3 1-2		P4		P4		F8		G3-1	3	0	0	0	0	0	3						
Kevin Young, R (1,3) OBP: 0.317, SLG: 0.403	F9			1B		G5-3			K	4	0	1	0	0	1	0						
Rob Mackowiak, L (1,8) OBP: 0.320, SLG: 0.433			SH1-4 HR 2B		F8		F7		CS HBP	3	1	1	0	0	0	2						
Kip Wells, R (1,1) ERA: 3.0 Adrian Brown, S (7,8) Joe Beimel, L (7,1) Mike Lincoln, R (7,1)	SH1-4 2-3				F9		E S 1B		F8 1-2	1	0	0	0	0	0	0						
Inning Stats	R: 1 E: 0 K: 1 S: 7	H: 1 LOB: 0 BB: 0 P: 9	R: 0 E: 0 K: 0 S: 3	H: 0 LOB: 0 BB: 1 P: 12	R: 2 E: 0 K: 0 S: 10	H: 2 LOB: 0 BB: 0 P: 18	R: 0 E: 0 K: 1 S: 12	H: 1 LOB: 2 BB: 1 P: 22	R: 0 E: 0 K: 0 S: 8	H: 0 LOB: 0 BB: 0 P: 12	R: 0 E: 1 K: 0 S: 6	H: 1 LOB: 1 BB: 0 P: 9	R: 0 E: 0 K: 0 S: 9	H: 1 LOB: 1 BB: 0 P: 16	R: 0 E: 0 K: 0 S: 12	H: 1 LOB: 2 BB: 1 P: 23		R: 0 E: 0 K: 1 S: 14	H: 0 LOB: 0 BB: 0 P: 20	1B: 4 2B: 2 3B: 0 HR: 1	SF: 0 SAC: 2 DP: 1 HBP: 1	WP: 0 PB: 0 SB: 1 CS: 1
PITCHER	IP WLS BF H R ER SO BB IBB HBP BLK WP HR S P ERA WHIP	IP WLS BF H R ER SO BB IBB HBP BLK WP HR S P ERA WHIP	IP WLS BF H R ER SO BB IBB HBP BLK WP HR S P ERA WHIP	IP WLS BF H R ER SO BB IBB HBP BLK WP HR S P ERA WHIP	IP WLS BF H R ER SO BB IBB HBP BLK WP HR S P ERA WHIP	IP WLS BF H R ER SO BB IBB HBP BLK WP HR S P ERA WHIP	IP WLS BF H R ER SO BB IBB HBP BLK WP HR S P ERA WHIP	IP WLS BF H R ER SO BB IBB HBP BLK WP HR S P ERA WHIP	IP WLS BF H R ER SO BB IBB HBP BLK WP HR S P ERA WHIP	IP WLS BF H R ER SO BB IBB HBP BLK WP HR S P ERA WHIP	IP WLS BF H R ER SO BB IBB HBP BLK WP HR S P ERA WHIP	IP WLS BF H R ER SO BB IBB HBP BLK WP HR S P ERA WHIP	IP WLS BF H R ER SO BB IBB HBP BLK WP HR S P ERA WHIP	IP WLS BF H R ER SO BB IBB HBP BLK WP HR S P ERA WHIP	IP WLS BF H R ER SO BB IBB HBP BLK WP HR S P ERA WHIP	IP WLS BF H R ER SO BB IBB HBP BLK WP HR S P ERA WHIP	IP WLS BF H R ER SO BB IBB HBP BLK WP HR S P ERA WHIP					
Elmer Dessens, R (1,1) ERA: 3.0	5.0	20	4	3	3	2	2	0	0	0	0	0	0	0	0	0	5.40	1.200				
Jose Silva, R (6,1) ERA: 3.72	2.0	W	8	2	0	0	0	0	0	0	0	15	25	0.00	1.000							
John Riedling, R (8,1) ERA: 2.43	1.0	H	5	1	0	0	0	0	0	0	0	12	23	0.00	2.000							
Scott Williamson, R (9,1) ERA: 2.9	1.0	S	3	0	0	0	0	0	0	0	0	14	20	0.00	0.000							

Batter	1	2	3	4	5	6	7	8	9	AB	R	H	RBI	BB	SO	LOB	TOP								
Reggie Taylor, L OBP: 0.303, SLG: 0.443 (1, 7)	1-3 K		2-2 G4-3		1-1 G1-3			3-3 K		4	0	0	0	0	2	1	Cincinnati Reds @ Pittsburgh Pirates PNC Park, Pittsburgh, PA Wed Sep 18 2002, 7:05 PM EDT Att: 11,684 - Sunny - 78 F								
Bary Larkin, R OBP: 0.391, SLG: 0.363 Scott Williamson, R (8, 1)	0-0 F9			0-1 G6-3		1-1 G5-3		3-1 F8		4	0	0	0	0	0	0									
Ken Griffey Jr., L OBP: 0.371, SLG: 0.453 (1, 8)	0-0 1B			0-0 HR		2-3 K		1-0 F9		4	1	2	1	0	1	0									
Jose Guillen, R OBP: 0.298, SLG: 0.404 (1, 9)	0-0 F3			2-2 F7		0-0 HR		1-1 F8		4	1	1	1	0	0	1									
Todd Walker, L OBP: 0.358, SLG: 0.432 (1, 4)		2-2 G3		0-1 3B		1-1 G1-3		4-2 BB		3	0	1	0	1	0	0									
Russell Branyan, L OBP: 0.312, SLG: 0.441 John Riedling, R (7, 1)		2-3 K		2-3 K			3-3 K		1-1 F7	3	0	0	0	0	3	1									
Juan Castro, R OBP: 0.283, SLG: 0.286 Ruben Mateo, R OBP: 0.309, SLG: 0.365 (8, 6)										0	0	0	0	0	0	0									
Adam Dunn, L OBP: 0.403, SLG: 0.457 (1, 3)		0-1 G3			0-2 P6		2-1 F9			3	0	0	0	0	0	0									
Jason LaRue, R OBP: 0.323, SLG: 0.407 Kelly Stinnett, R OBP: 0.350, SLG: 0.328 (8, 2)			0-0 P4		4-2 BB		0-0 G5-3			2	0	0	0	1	0	0									
Jimmy Haynes, R OBP: 0.183, SLG: 0.203 Aaron Boone, R OBP: 0.312, SLG: 0.439 (7, 5)			0-0 F7		2-3 K			2-2 P4		2	0	0	0	0	1	1									
Inning Stats	R: 0 E: 0 K: 1 S: 6	H: 1 LOB: 1 BB: 7 P: 7	R: 0 E: 0 K: 1 S: 9	H: 0 LOB: 0 BB: 13 P: 13	R: 0 E: 0 K: 0 S: 5	H: 0 LOB: 0 BB: 7 P: 7	R: 1 E: 0 K: 1 S: 12	H: 2 LOB: 1 BB: 0 P: 16	R: 0 E: 0 K: 1 S: 11	H: 0 LOB: 1 BB: 1 P: 18	R: 1 E: 0 K: 1 S: 8	H: 1 LOB: 0 BB: 0 P: 12	R: 0 E: 0 K: 1 S: 7	H: 0 LOB: 0 BB: 0 P: 12	R: 0 E: 0 K: 1 S: 10	H: 0 LOB: 1 BB: 1 P: 18	R: 0 E: 0 K: 0 S: 7	H: 0 LOB: 1 BB: 1 P: 14	1B: 1 2B: 0 3B: 1 HR: 2	SF: 0 SAC: 0 DP: 0 HBP: 0	WP: 0 PB: 0 SB: 0 CS: 0	PA: 33			
PITCHER	IP	WLS	BF	H	R	ER	SO	BB	IBB	HBP	BLK	WP	HR	S	P	ERA	WHIP								
Josh Fogg, R ERA: 4.26 (1, 1)	7.0		26	4	2	2	6	1	0	0	0	0	2	58	85	2.57	0.714								
Mike Lincoln, R ERA: 3.31 (8, 1)	1.0	W	3	0	0	0	1	0	0	0	0	0	0	10	18	0.00	0.000								
Mike Williams, R ERA: 2.35 (9, 1)	1.0	S	4	0	0	0	0	1	0	0	0	0	0	7	14	0.00	1.000								

AB	31
R	2
H	4
RBI	2
BB	2
SO	7
LOB	5



Batter	1	2	3	4	5	6	7	8	9	AB	R	H	RBI	BB	SO	LOB	BOTTOM								
Pokey Reese, R OBP: 0.328, SLG: 0.353 (1, 4)	4-2 1B BB		2-3 K		0-2 2B		0-2 1B	3-1 F9		4	0	2	0	1	1	2	Cincinnati Reds @ Pittsburgh Pirates PNC Park, Pittsburgh, PA Wed Sep 18 2002, 7:05 PM EDT Att: 11,684 - Sunny - 78 F								
2 Jack Wilson, R OBP: 0.300, SLG: 0.333 (1, 6)	1-2 L9		0-3 K		1-1 G5-3		0-3 K			4	0	0	0	0	2	4									
18 Jason Kendall, R OBP: 0.348, SLG: 0.354 (1, 2)	1-2 F9			2-1 L8		0-1 G6-3		1-1 1B HBP		3	1	0	0	0	0	1									
Brian Giles, L OBP: 0.443, SLG: 0.604 (1, 7)	0-1 FC6-4 1B			4-1 1B BB		3-2 1B		3-2 BB BB FC4-2 1B		3	0	3	0	1	0	0									
Aramis Ramirez, R OBP: 0.283, SLG: 0.381 (1, 5)	2-1 FC6-4			1-0 F9		3-0 F7		1-3 K		4	0	0	0	0	1	6									
Kevin Young, R OBP: 0.318, SLG: 0.402 (1, 3)		2-0 F9		2-2 FC6-4 1B		3-2 F9		4-0 FC4-2 BB 1B BB		3	1	1	0	1	0	1									
Craig Wilson, R OBP: 0.439, SLG: 0.439 Tony Alvarez, R OBP: 0.500, SLG: 0.200 Mike Williams, R (9, 1)		0-0 G6-3		1-0 FC6-4		1-0 FC6-4		4-2 F8 FC4-2 BB		3	0	0	1	1	0	2									
Adrian Brown, S OBP: 0.281, SLG: 0.295 (1, 8)		2-3 K			1-3 K		1-3 K	1-1 FC4-2 1B		4	0	0	0	0	3	3									
Josh Fogg, R ERA: 4.12 Abraham Nunez, S OBP: 0.304, SLG: 0.314 Mike Lincoln, R (8, 1)			0-1 F9		2-1 G4-3		4-0 1B BB	4-2 1B BB		2	0	0	0	0	0	0									
Rob Mackowiak, L OBP: 0.325, SLG: 0.436 (9, 9)								1-2 2H 3H 1B		1	0	1	2	0	0	0									
Inning Stats	R: 0 E: 0 K: 0 S: 14	H: 1 LOB: 2 BB: 1 P: 22	R: 0 E: 0 K: 1 S: 6	H: 0 LOB: 0 BB: 0 P: 10	R: 0 E: 0 K: 2 S: 9	H: 0 LOB: 0 BB: 0 P: 11	R: 0 E: 0 K: 0 S: 10	H: 1 LOB: 2 BB: 1 P: 20	R: 0 E: 0 K: 1 S: 10	H: 1 LOB: 1 BB: 0 P: 14	R: 0 E: 0 K: 0 S: 9	H: 1 LOB: 1 BB: 0 P: 18	R: 0 E: 0 K: 2 S: 12	H: 1 LOB: 2 BB: 1 P: 17	R: 3 E: 0 K: 1 S: 21	H: 2 LOB: 2 BB: 2 P: 38	1B: 6 2B: 1 3B: 0 HR: 0	SF: 0 SAC: 0 DP: 0 HBP: 1	WP: 1 PB: 0 SB: 0 CS: 0	PA: 37					
PITCHER	IP	WLS	BF	H	R	ER	SO	BB	IBB	HBP	BLK	WP	HR	S	P	ERA	WHIP								
Jimmy Haynes, R ERA: 4.12 (1, 1)	6.0		24	4	0	0	4	2	0	0	0	0	0	58	95	0.00	1.000								
John Riedling, R ERA: 3.0 (7, 1)	1.1	L	9	2	3	3	3	2	0	1	0	0	0	21	35	20.25	3.000								
Scott Williamson, R ERA: 2.87 (8, 1)	0.2	B	4	1	0	0	0	1	0	0	0	1	0	12	20	0.00	3.000								

AB	31
R	3
H	7
RBI	3
BB	5
SO	7
LOB	19



Batter	1	2	3	4	5	6	7	8	9	AB	R	H	RBI	BB	SO	LOB	TOP								
Todd Walker, L OBP: 0.357, SLG: 0.429 Scott Williamson, R	4-2 B G6-3 BB		2-1 F8		1-1 G1-3			0-1 G3		3	0	0	0	1	0	1									
Aaron Boone, R OBP: 0.310, SLG: 0.436	1-1 G6-3 1-2f		1-3 K			1-2 G5-3		1-3 K		4	0	0	0	0	0	2	1								
Ken Griffey Jr., L OBP: 0.383, SLG: 0.466	2-2 FC6-4 1B			0-0 1B		0-0 1B			0-1 BB HR 1B	4	1	4	0	0	0	0									
Jose Guillen, R OBP: 0.293, SLG: 0.396	1-1 FC6-4 1-2f			2-2 G6-4-3 1-2f		1-1 G6-4-3 1-2f			1-2 P4	4	0	0	0	0	0	4									
Adam Dunn, L OBP: 0.402, SLG: 0.455		2-2 F8		1-3 K					4-0 BB HR BB	3	1	0	0	1	1	0									
Barry Larkin, R OBP: 0.304, SLG: 0.367		1-2 1B			0-1 F7 1B 2B				4-2 HR BB	3	2	2	0	1	0	0									
Reggie Taylor, L OBP: 0.302, SLG: 0.444		0-0 P6			0-0 F7 2-3				0-3 K	4	0	1	0	0	1	5									
Kelly Stinnett, R OBP: 0.357, SLG: 0.380		1-2 G3			1-0 1B				0-1 HR	4	1	2	5	0	0	2									
Ryan Dempster, R ERA: 3.75 Ruben Mendez, R ERA: 3.17 Joey Hamilton, R ERA: 5.43 Juan Castro, R ERA: 2.96			0-2 G6-3		0-1 B3				2-2 F9	2	0	0	0	0	0	1									
Inning Stats	R: 0 E: 0 K: 0 S: 14	H: 1 LOB: 1 BB: 1 P: 22	R: 0 E: 0 K: 0 S: 11	H: 1 LOB: 1 BB: 0 P: 15	R: 0 E: 0 K: 1 S: 9	H: 0 LOB: 0 BB: 0 P: 12	R: 0 E: 0 K: 1 S: 9	H: 1 LOB: 0 BB: 0 P: 12	R: 1 E: 0 K: 0 S: 8	H: 2 LOB: 1 BB: 0 P: 10	R: 0 E: 0 K: 0 S: 6	H: 1 LOB: 1 BB: 0 P: 8	R: 0 E: 0 K: 0 S: 5	H: 1 LOB: 1 BB: 0 P: 7	R: 0 E: 0 K: 1 S: 9	H: 0 LOB: 0 BB: 2 P: 12	R: 4 E: 0 K: 1 S: 15	H: 2 LOB: 2 BB: 2 P: 25	1B: 6 2B: 2 3B: 0 HR: 1	SF: 0 SAC: 0 DP: 3 HBP: 0	WP: 0 PB: 0 SB: 0 CS: 0	PA: 36			
PITCHER	IP	WLS	BF	H	R	ER	SO	BB	IBB	HBP	BLK	WP	HR	S	P	ERA	WHIP								
Brian Meadows, R ERA: 3.75	6.0		22	6	1	1	2	1	0	0	0	0	0	57	79	1.50	1.167								
Brian Boehringer, R ERA: 3.17	1.0	H	4	1	0	0	0	0	0	0	0	0	0	5	7	0.00	1.000								
Scott Sauerbeck, L ERA: 2.24	1.0	H	3	0	0	0	1	0	0	0	0	0	0	9	12	0.00	0.000								
Mike Williams, R ERA: 2.93	1.0	L	7	2	4	4	1	2	0	0	0	0	1	15	25	36.00	4.000								

Cincinnati Reds @ Pittsburgh Pirates
PNC Park, Pittsburgh, PA
Thu Sep 19 2002, 7:05 PM EDT
Att: 11,338 - Sunny - 77 F

AB	33
R	5
H	9
RBI	5
BB	3
SO	4
LOB	14





Batter	1	2	3	4	5	6	7	8	9	AB	R	H	RBI	BB	SO	LOB	BOTTOM								
Pokey Reese, R OBP: 0.329, SLG: 0.354	0-0 F9	0-1 1B		1-1 G6-3		3-2 18 FC5 1B		3-2 F9		5	0	2	0	0	0	0									
Abraham Nunez, S OBP: 0.307, SLG: 0.317 2 Jack Wilson, R OBP: 0.301, SLG: 0.334	0-0 F8 18 1B	1-0 G4-3		1-1 F9		2-1 18 FC5 1B		1-2 18 FC5 1B	0-1 18 FC5-4 1B	4	0	2	0	0	0	2									
18 Jason Kendall, R OBP: 0.348, SLG: 0.354	2-2 FC6-4 1B		1-1 1B E 1B	0-2 F9		2-1 FC5		1-2 2-3f FC5	0-1 FC5-4 1B G3	5	2	2	0	0	0	3									
Brian Giles, L OBP: 0.444, SLG: 0.602	1-0 F8		2-2 1B S 1B		4-2 1B BB		4-2 BB		3-2 G3	3	1	1	0	2	0	3									
Aramis Ramirez, R OBP: 0.281, SLG: 0.378 Scott Sauerbeck, R Mike Williams, R Craig Wilson, R Adrian Brown, S Rob Mackowiak, L	2-0 FC6-4 1-2f		3-3 K	1-3 K	2-2 F7	2-3 K	2-3 K	0-1 1B	0-1 1B	4	0	0	0	0	2	5									
Kevin Young, R OBP: 0.321, SLG: 0.403		0-0 FC6-4 1B	2-2 1B	0-0 G5-4-3 1-2f		0-1 L9				4	0	2	1	0	0	3									
Tony Alvarez, R OBP: 0.500, SLG: 0.333		0-2 FC6-4 1B	0-0 FC4-6 1B	1-0 FC4-6 1B		1-0 P6		3-1 G5-4-3 1B		4	0	2	0	0	0	2									
Brian Meadows, R Armando Rios, L Brian Boehringer, S Mike Benjamin, R	1-1 SF9	1-1 FC4-6	1-0 FC4-6	1-2f		1-1 G4-3		1-2 G5-4-3		1	0	0	1	0	0	2									
Inning Stats	R: 0 E: 0 K: 0 S: 7	H: 2 LOB: 2 BB: 0 P: 12	R: 1 E: 0 K: 0 S: 11	H: 2 LOB: 2 BB: 1 P: 17	R: 2 E: 1 K: 2 S: 18	H: 4 LOB: 2 BB: 0 P: 29	R: 0 E: 0 K: 0 S: 7	H: 0 LOB: 0 BB: 0 P: 9	R: 0 E: 0 K: 0 S: 10	H: 1 LOB: 1 BB: 1 P: 16	R: 0 E: 0 K: 0 S: 13	H: 2 LOB: 2 BB: 0 P: 22	R: 0 E: 0 K: 2 S: 11	H: 0 LOB: 1 BB: 1 P: 19	R: 0 E: 0 K: 0 S: 9	H: 1 LOB: 0 BB: 0 P: 16	R: 1 E: 0 K: 0 S: 11	H: 2 LOB: 1 BB: 0 P: 16	1B: 14 2B: 0 3B: 0 HR: 0	SF: 1 SAC: 0 DP: 2 HBP: 0	WP: 0 PB: 0 SB: 2 CS: 0	PA: 42			
PITCHER	IP	WLS	BF	H	R	ER	SO	BB	IBB	HBP	BLK	WP	HR	S	P	ERA	WHIP								
Ryan Dempster, R ERA: 5.54 Joey Hamilton, R ERA: 5.43 Scott Williamson, R ERA: 2.96	7.0		34	11	3	3	4	3	0	0	0	0	0	77	124	3.86	2.000								
	1.0	W	3	1	0	0	0	0	0	0	0	0	0	9	16	0.00	1.000								
	1.0	S	5	2	1	1	0	0	0	0	0	0	0	11	16	9.00	2.000								

Cincinnati Reds @ Pittsburgh Pirates
PNC Park, Pittsburgh, PA
Thu Sep 19 2002, 7:05 PM EDT
Att: 11,338 - Sunny - 77 F

AB	38
R	4
H	14
RBI	3
BB	3
SO	4
LOB	24



Batter	1	2	3	4	5	6	7	8	9	10	AB	R	H	RBI	BB	SO	LOB	TOP						
11 Jimmy Rollins, S OBP: 0.306, SLG: 0.383 (1, 6)	G4-3		F9	K				FC6-4			6	0	2	3	0	1	3	Philadelphia Phillies @ Cincinnati Reds Cinergy Field, Cincinnati, OH Sat Sep 21 2002, 12:05 PM EDT Att: 36,940 - Cloudy - 70 F livebaseballscorecards.com AB 44 R 5 H 14 RBI 5 BB 4 SO 10 LOB 28 						
Doug Gianville, R OBP: 0.282, SLG: 0.329 (1, 8)	F3		1B	FC6-4		K2-3			K	G6-3	6	0	1	0	0	2	5							
Bobby Abreu, L OBP: 0.408, SLG: 0.515 (1, 9)	K		1B		G4-3	G4-3			HR	IBB	5	1	2	1	1	1	1							
Pat Burrell, R OBP: 0.376, SLG: 0.548 (1, 7)		G4-3	F7		F8		F2		K	K	5	0	0	0	1	2	5							
Jeremy Giambi, L OBP: 0.417, SLG: 0.510 (1, 3)		BB									3	0	0	0	1	3	3							
Travis Lee, L OBP: 0.331, SLG: 0.391 (7, 3)	K		K		1B	BB		K			1	0	0	0	0	0	0							
Placido Polanco, R OBP: 0.328, SLG: 0.400 (1, 5)											5	2	3	0	0	0	0							
Todd Pratt, R OBP: 0.449, SLG: 0.500 (10, PH)											4	0	1	0	0	0	4							
Tomas Perez, S OBP: 0.327, SLG: 0.393 (10, 4)											1	1	1	0	0	0	0							
Marlon Anderson, L OBP: 0.316, SLG: 0.383 (10, 1)											4	1	2	1	1	1	2							
Jose Mesa, R (10, 1)											0	0	0	0	0	0	0							
Hector Mercado, L OBP: 0.299, SLG: 0.250 (5, 1)											2	0	1	0	0	0	3							
Carlos Silva, R OBP: 0.300, SLG: 0.220 (5, PH)											0	0	0	0	0	0	0							
Nick Punto, S OBP: 0.300, SLG: 0.220 (5, 1)											0	0	0	0	0	0	0							
Mike Timlin, R OBP: 0.295, SLG: 0.414 (5, PH)											1	0	1	0	0	0	0							
Ricky Ledee OBP: 0.295, SLG: 0.414 (5, 1)											1	0	0	0	0	0	0							
Terry Adams, R OBP: 0.295, SLG: 0.414 (5, PH)											1	0	0	0	0	0	0							
Johnny Estrada, S OBP: 0.333, SLG: 0.375 (10, PH)											1	0	0	0	0	0	2							
Inning Stats	R: 0 E: 0 K: 1 S: 5	H: 0 LOB: 0 BB: 0 P: 8	R: 0 E: 0 K: 1 S: 13	H: 1 LOB: 3 BB: 2 P: 29	R: 0 E: 0 K: 1 S: 15	H: 2 LOB: 2 BB: 0 P: 23	R: 1 E: 0 K: 1 S: 13	H: 4 LOB: 2 BB: 0 P: 18	R: 0 E: 0 K: 1 S: 7	H: 1 LOB: 2 BB: 1 P: 13	R: 1 E: 0 K: 1 S: 14	H: 2 LOB: 1 BB: 0 P: 23	R: 0 E: 0 K: 1 S: 6	H: 0 LOB: 0 BB: 0 P: 10	R: 0 E: 0 K: 0 S: 7	H: 1 LOB: 1 BB: 0 P: 9	R: 1 E: 0 K: 2 S: 8	H: 1 LOB: 0 BB: 0 P: 13	R: 2 E: 2 K: 2 S: 16	H: 2 LOB: 3 BB: 1 P: 30	1B: 11 2B: 2 3B: 0 HR: 1	SF: 0 SAC: 1 DP: 0 HBP: 0	WP: 0 PB: 0 SB: 1 CS: 0	PA: 49
PITCHER	IP WLS BF H R ER SO	IP WLS BF H R ER SO	IP WLS BF H R ER SO	IP WLS BF H R ER SO	IP WLS BF H R ER SO	IP WLS BF H R ER SO	IP WLS BF H R ER SO	IP WLS BF H R ER SO	IP WLS BF H R ER SO	IP WLS BF H R ER SO	IP WLS BF H R ER SO	IP WLS BF H R ER SO	IP WLS BF H R ER SO	IP WLS BF H R ER SO	IP WLS BF H R ER SO	IP WLS BF H R ER SO	IP WLS BF H R ER SO	IP WLS BF H R ER SO	IP WLS BF H R ER SO	ERA WHIP	ERA WHIP	ERA WHIP		
Elmer Dessens, R ERA: 3.0 (1, 1)	6.0	30	10	2	2	5	2	2	0	0	0	0	0	0	0	0	0	0	0	0	3.00	2.000		
Joey Hamilton, R ERA: 3.34 (7, 1)	2.0	7	1	0	0	1	0	0	0	0	0	0	0	0	0	0	0	0	0	0	0.00	0.500		
Scott Williamson, R ERA: 3.0 (9, 1)	2.0	L	12	3	3	1	4	0	1	0	0	0	0	0	0	0	0	0	0	0	4.50	1.500		

Batter	1	2	3	4	5	6	7	8	9	10	AB	R	H	RBI	BB	SO	LOB	BOTTOM				
Todd Walker, L OBP: 0.356, SLG: 0.426 (1, 4)	F7										4	0	0	0	1	0	0	Philadelphia Phillies @ Cincinnati Reds Cinergy Field, Cincinnati, OH Sat Sep 21 2002, 12:05 PM EDT Att: 36,940 - Cloudy - 70 F livebaseballscorecards.com AB 36 R 3 H 6 RBI 3 BB 5 SO 7 LOB 11 				
Barry Larkin, R OBP: 0.303, SLG: 0.364 (1, 6)	L8										4	0	0	0	1	0	3					
Ken Griffey Jr., L OBP: 0.374, SLG: 0.453 (1, 8)	K										5	0	0	0	0	2	1					
Aaron Boone, R OBP: 0.309, SLG: 0.433 (1, 5)											4	0	0	0	1	2	0					
Jose Guillen, R OBP: 0.296, SLG: 0.387 (7, 9)											5	0	0	0	0	1	2					
Adam Dunn, L OBP: 0.405, SLG: 0.464 (1, 3)											3	2	2	1	1	0	0					
Ruben Mateo, R OBP: 0.306, SLG: 0.351 (1, 9)											2	1	0	0	1	0	1					
Joey Hamilton, R OBP: 0.241, SLG: 0.357 (7, 1)											0	0	0	0	0	0	0					
Russell Branyan, L OBP: 0.374, SLG: 0.442 (8, PH)											1	0	1	0	0	0	0					
Wily Mo Peña, R OBP: 0.333, SLG: 0.667 (9, 1)											0	0	0	0	0	0	0					
Scott Williamson, R (9, 1)											0	0	0	0	0	0	0					
Kelly Stinnett, R OBP: 0.364, SLG: 0.400 (1, 2)											4	0	2	1	0	1	2					
Elmer Dessens, R OBP: 0.239, SLG: 0.186 (1, 1)											2	0	1	1	0	1	1					
Reggie Taylor, L OBP: 0.300, SLG: 0.441 (6, PH)											2	0	0	0	0	0	1					
Inning Stats	R: 0 E: 0 K: 1 S: 9	H: 0 LOB: 0 BB: 0 P: 12	R: 2 E: 0 K: 1 S: 15	H: 2 LOB: 3 BB: 3 P: 31	R: 0 E: 0 K: 2 S: 12	H: 1 LOB: 1 BB: 0 P: 16	R: 0 E: 0 K: 0 S: 6	H: 1 LOB: 1 BB: 0 P: 8	R: 0 E: 0 K: 0 S: 10	H: 0 LOB: 0 BB: 0 P: 13	R: 1 E: 0 K: 0 S: 13	H: 2 LOB: 1 BB: 0 P: 22	R: 0 E: 0 K: 0 S: 5	H: 0 LOB: 0 BB: 0 P: 7	R: 0 E: 0 K: 0 S: 11	H: 0 LOB: 0 BB: 0 P: 13	1B: 3 2B: 2 3B: 0 HR: 1		SF: 0 SAC: 0 DP: 0 HBP: 0	WP: 0 PB: 0 SB: 0 CS: 0	PA: 41	
PITCHER	IP WLS BF H R ER SO	IP WLS BF H R ER SO	IP WLS BF H R ER SO	IP WLS BF H R ER SO	IP WLS BF H R ER SO	IP WLS BF H R ER SO	IP WLS BF H R ER SO	IP WLS BF H R ER SO	IP WLS BF H R ER SO	IP WLS BF H R ER SO	IP WLS BF H R ER SO	IP WLS BF H R ER SO	IP WLS BF H R ER SO	IP WLS BF H R ER SO	IP WLS BF H R ER SO	IP WLS BF H R ER SO	IP WLS BF H R ER SO	IP WLS BF H R ER SO	IP WLS BF H R ER SO	ERA WHIP	ERA WHIP	ERA WHIP
Hector Mercado, L ERA: 4.98 (5, 1)	4.2	22	3	2	2	6	5	0	0	0	4	7	8	1	1	1	1	1.714				
Carlos Silva, R ERA: 3.24 (5, 1)	0.1	1	0	0	0	1	0	0	0	0	3	6	0	0	0	0	0	0.000				
Mike Timlin, R ERA: 2.86 (6, 1)	2.0	7	1	0	0	0	0	0	0	0	16	21	0	0	0	0	0	0.500				
Terry Adams, R ERA: 4.48 (8, 1)	2.0	W	8	2	1	1	0	0	0	0	1	18	29	4	5	1	0	1.000				
Jose Mesa, R ERA: 2.99 (10, 1)	1.0	S	3	0	0	0	0	0	0	0	11	13	0	0	0	0	0	0.000				

Batter	1	2	3	4	5	6	7	8	9	AB	R	H	RBI	BB	SO	LOB	TOP																			
Todd Walker, L (1,4) OBP: 0.354, SLG: 0.426	G6-3		P6		F9		K			4	0	0	0	0	1	1	Cincinnati Reds @ Chicago Cubs Wrigley Field, Chicago, IL Tue Sep 24 2002, 7:05 PM CDT Att: 28,919 - Sunny - 61 F																			
Aaron Boone, R (1,5) OBP: 0.313, SLG: 0.443	HR		BB		K			G1-3 BB		3	1	2	1	1	1	0																				
Ken Griffey Jr., L (1,8) OBP: 0.362, SLG: 0.432	K		BB		F7			K		3	0	0	0	1	2	1																				
Adam Dunn, L (1,7) OBP: 0.406, SLG: 0.462	F7		BB					G1-3 IBB		3	0	1	0	1	1	2																				
Russell Branyan, L (1,3)		BB	K		G3-6-1 1B			G1-3		3	0	0	0	1	1	5																				
Barry Larkin, R (1,6) Gookie Dawkins, R (6,6) OBP: 0.394, SLG: 0.366 OBP: 0.256, SLG: 0.211		BB			G4-3			K		3	0	2	0	0	0	0																				
Reggie Taylor, L (1,9) OBP: 0.297, SLG: 0.439		BB			B2			G3		4	0	1	0	0	1	3																				
Kelly Stinnett, R (1,2) OBP: 0.354, SLG: 0.378		BB			F8			K		4	0	0	0	0	3	4																				
Jimmy Haynes, R (1,1) Jose Guillen, R (7,PH) John Riedling, R (7,1) Ruben Mateo, R (9,PH) Scott Williamson, R (9,1) OBP: 0.177, SLG: 0.197 OBP: 0.279, SLG: 0.374 OBP: 0.311, SLG: 0.390		BB			G4-3			K		2	0	0	0	0	0	3																				
Inning Stats	R: 1 E: 0 K: 1 S: 9	H: 1 LOB: 0 BB: 0 P: 14	R: 0 E: 0 K: 2 S: 10	H: 1 LOB: 2 BB: 1 P: 20	R: 0 E: 0 K: 2 S: 11	H: 1 LOB: 1 BB: 1 P: 20	R: 0 E: 0 K: 0 S: 8	H: 0 LOB: 0 BB: 0 P: 12	R: 0 E: 0 K: 1 S: 7	H: 1 LOB: 0 BB: 0 P: 12	R: 0 E: 0 K: 2 S: 13	H: 1 LOB: 1 BB: 0 P: 21	R: 0 E: 0 K: 2 S: 13	H: 0 LOB: 2 BB: 2 P: 26	R: 0 E: 0 K: 2 S: 12	H: 0 LOB: 0 BB: 0 P: 16		1B: 3 2B: 2 3B: 0 HR: 1	SF: 0 SAC: 0 DP: 1 HBP: 0	WP: 0 PB: 0 SB: 1 CS: 0	PA: 36															
PITCHER	IP	WLS	BF	H	R	ER	SO	BB	IBB	HBP	BLK	WP	HR	S	P	ERA	WHIP	PITCHER		IP	WLS	BF	H	R	ER	SO	BB	IBB	HBP	BLK	WP	HR	S	P	ERA	WHIP
34 Kerry Wood, R (1,1) ERA: 3.75	7.0	L	28	6	1	1	8	2	0	0	0	0	1	64	110	1.29	1.143																			
Antonio Alfonseca, R (8,1) ERA: 3.86	2.0		8	0	0	0	4	1	1	0	0	0	0	25	42	0.00	0.500																			



Batter	1	2	3	4	5	6	7	8	9	AB	R	H	RBI	BB	SO	LOB	BOTTOM																			
Bobby Hill, S (1,4) OBP: 0.319, SLG: 0.361	B1-3		G6-3		G3		K			4	0	0	0	0	1	1	Cincinnati Reds @ Chicago Cubs Wrigley Field, Chicago, IL Tue Sep 24 2002, 7:05 PM CDT Att: 28,919 - Sunny - 61 F																			
Mark Bellhorn, S (1,5) OBP: 0.376, SLG: 0.523	CS BB		BB		G3-1		G4-3			3	0	1	0	1	0	1																				
Sammy Sosa, R (1,9) OBP: 0.405, SLG: 0.604	P4		K		K			K		4	0	0	0	0	3	2																				
Moises Alou, R (1,7) OBP: 0.338, SLG: 0.421	CS		K		K					1	0	0	0	0	1	0																				
Roosevelt Brown, L (3,7) OBP: 0.294, SLG: 0.313	1-2		K					G1-6-3 1B		2	0	1	0	1	1	1																				
Hee-Seop Choi, L (1,3) OBP: 0.270, SLG: 0.303		BB WP 1B			F7		F7	G1-6-3 1B		4	0	1	0	0	0	2																				
Corey Patterson, L (1,8) OBP: 0.285, SLG: 0.394		K			E8 1B		K		L7	4	0	1	0	0	2	2																				
Todd Hundley, S (1,2) OBP: 0.297, SLG: 0.419		BB BB			K		G4-3		F2	3	0	0	0	1	1	2																				
Alex Gonzalez, R (1,6) OBP: 0.313, SLG: 0.423		BB					G3-1		F8	2	0	0	0	2	0	0																				
34 Kerry Wood, R (1,1) OBP: 0.295, SLG: 0.214 Fred McGriff, L (7,PH) Pat Mahomes, R (7,PR) Antonio Alfonseca, R (8,1) ERA: 3.96 ERA: 2.74 ERA: 2.96		G1-3			P3		E3			2	0	0	0	0	0	5																				
Inning Stats	R: 0 E: 0 K: 0 S: 5	H: 0 LOB: 0 BB: 1 P: 12	R: 0 E: 0 K: 2 S: 16	H: 1 LOB: 3 BB: 2 P: 33	R: 0 E: 0 K: 2 S: 14	H: 1 LOB: 1 BB: 0 P: 22	R: 0 E: 1 K: 1 S: 10	H: 1 LOB: 2 BB: 1 P: 18	R: 0 E: 0 K: 1 S: 6	H: 0 LOB: 0 BB: 0 P: 10	R: 0 E: 0 K: 1 S: 8	H: 0 LOB: 1 BB: 1 P: 17	R: 0 E: 1 K: 1 S: 7	H: 0 LOB: 1 BB: 0 P: 14	R: 0 E: 0 K: 1 S: 7	H: 1 LOB: 0 BB: 0 P: 11	R: 0 E: 0 K: 0 S: 8	H: 0 LOB: 0 BB: 0 P: 12	1B: 4 2B: 0 3B: 0 HR: 0	SF: 0 SAC: 0 DP: 1 HBP: 0	WP: 1 PB: 0 SB: 0 CS: 1	PA: 36														
PITCHER	IP	WLS	BF	H	R	ER	SO	BB	IBB	HBP	BLK	WP	HR	S	P	ERA	WHIP	PITCHER		IP	WLS	BF	H	R	ER	SO	BB	IBB	HBP	BLK	WP	HR	S	P	ERA	WHIP
Jimmy Haynes, R (1,1) ERA: 3.96	6.0	W	25	3	0	0	7	4	1	0	0	0	0	59	112	0.00	1.167																			
John Riedling, R (7,1) ERA: 2.74	2.0	H	7	1	0	0	2	0	0	0	0	0	0	14	25	0.00	0.500																			
Scott Williamson, R (9,1) ERA: 2.96	1.0	S	3	0	0	0	0	0	0	0	0	0	0	8	12	0.00	0.000																			



Batter	1	2	3	4	5	6	7	8	9	AB	R	H	RBI	BB	SO	LOB	TOP			
Todd Walker, L (1,4) OBP: 0.354, SLG: 0.431	G6-3		F7					K		3	0	0	0	1	1	0	Cincinnati Reds @ Chicago Cubs Wrigley Field, Chicago, IL Thu Sep 26 2002, 1:20 PM CDT Att: 20,032 - Sunny - 77 F			
Aaron Boone, R (1,5) OBP: 0.316, SLG: 0.444	P4			G4-3 1B BB	G4-1		P4	1B		3	1	1	0	1	0	2				
Ken Griffey Jr., L (1,8) OBP: 0.360, SLG: 0.425	G3			G4-1				K		3	0	0	0	1	1	2				
Adam Dunn, L (1,7) OBP: 0.403, SLG: 0.457		K		G4-3			G4-6-3 BB	K		4	0	0	0	0	2	3				
Jose Guillen, R (1,9) Scott Williamson, R (9,1) OBP: 0.285, SLG: 0.371		1B 7-1-6 BB					F9	F8		3	0	1	1	1	0	0				
Russell Branyan, L (1,3) OBP: 0.324, SLG: 0.451				3H 2-3 K				K		4	0	2	0	0	2	1				
Gookie Dawkins, R (1,6) OBP: 0.255, SLG: 0.195		7-1-6						1B		3	0	0	0	1	1	3				
Corky Miller, R (1,2) OBP: 0.328, SLG: 0.429			G6-3					K		4	0	2	0	0	1	1				
Danny Graves, R (1,1) Ruben Mateo, R (7,PH) Joe Hamilton, R (7,1) Reggie Taylor, L (9,9) OBP: 0.295, SLG: 0.438			G1-3					F7		1	0	0	0	0	0	0				
Inning Stats	R: 0 E: 0 K: 0 S: 4	H: 0 LOB: 0 BB: 0 P: 8	R: 0 E: 0 K: 1 S: 10	H: 1 LOB: 1 BB: 1 P: 20	R: 0 E: 0 K: 0 S: 5	H: 0 LOB: 0 BB: 0 P: 6	R: 1 E: 0 K: 1 S: 10	H: 1 LOB: 1 BB: 1 P: 22	R: 0 E: 0 K: 0 S: 7	H: 0 LOB: 0 BB: 1 P: 15	R: 0 E: 0 K: 1 S: 10	H: 1 LOB: 1 BB: 0 P: 16	R: 0 E: 0 K: 3 S: 12	H: 1 LOB: 1 BB: 0 P: 16	R: 0 E: 0 K: 2 S: 10	H: 1 LOB: 1 BB: 0 P: 17		1B: 6 2B: 1 3B: 0 HR: 0	SF: 0 SAC: 1 DP: 2 HBP: 0	WP: 0 PB: 0 SB: 2 CS: 1
PITCHER	IP	WLS	BF	H	R	ER	SO	BB	IBB	HBP	BLK	WP	HR	S	P	ERA	WHIP			
3B Carlos Zambrano, R (1,1) ERA: 3.66	7.0	L	27	4	1	1	3	4	1	0	0	0	0	53	104	1.29	1.143			
Joe Borowski, R (8,1) ERA: 2.69	2.0		8	2	0	0	5	0	0	0	0	0	0	22	33	0.00	1.000			

Batter	1	2	3	4	5	6	7	8	9	AB	R	H	RBI	BB	SO	LOB	BOTTOM			
Bobby Hill, S (1,4) OBP: 0.321, SLG: 0.358	K		K					K		4	0	1	0	0	3	1	Cincinnati Reds @ Chicago Cubs Wrigley Field, Chicago, IL Thu Sep 26 2002, 1:20 PM CDT Att: 20,032 - Sunny - 77 F			
Roosevelt Brown, L (1,8) OBP: 0.291, SLG: 0.313	K		G3					G4-3		4	0	1	0	0	1	0				
Sammy Sosa, R (1,9) OBP: 0.401, SLG: 0.597	K				G4-3			G5-3		4	0	1	0	0	1	1				
Hee-Seop Choi, L (1,3) OBP: 0.267, SLG: 0.275		1B BB			F7			G1-3		3	0	0	0	1	0	1				
Angel Echevarria, R (1,7) OBP: 0.340, SLG: 0.452		K			FC4 G5-3			F7		4	0	0	0	0	1	2				
Kevin Orte, R (1,5) OBP: 0.306, SLG: 0.375		F8			G5-3			K		4	0	0	0	0	1	3				
Alex Gonzalez, R (1,6) OBP: 0.315, SLG: 0.428		1B			BB			G6-3		3	0	1	0	1	0	0				
Mike Mahoney, R (1,2) Cory Patterson, L (7,PH) Joe Borowski, R (8,1) OBP: 0.241, SLG: 0.321		K2-1			K			K		2	0	0	0	0	2	5				
3B Carlos Zambrano, S (1,1) Todd Hundley, S (7,PH) OBP: 0.033, SLG: 0.067					G3			WP 1B		1	0	1	0	0	0	0				
Inning Stats	R: 0 E: 0 K: 3 S: 9	H: 0 LOB: 0 BB: 0 P: 15	R: 0 E: 0 K: 2 S: 11	H: 1 LOB: 2 BB: 1 P: 18	R: 0 E: 0 K: 1 S: 7	H: 0 LOB: 0 BB: 0 P: 8	R: 0 E: 1 K: 1 S: 16	H: 1 LOB: 3 BB: 1 P: 27	R: 0 E: 0 K: 0 S: 8	H: 2 LOB: 1 BB: 0 P: 12	R: 0 E: 0 K: 2 S: 8	H: 1 LOB: 1 BB: 0 P: 14	R: 0 E: 0 K: 0 S: 4	H: 0 LOB: 0 BB: 0 P: 8	R: 0 E: 0 K: 1 S: 9	H: 0 LOB: 0 BB: 0 P: 10		1B: 5 2B: 0 3B: 0 HR: 0	SF: 0 SAC: 0 DP: 0 HBP: 0	WP: 1 PB: 0 SB: 0 CS: 1
PITCHER	IP	WLS	BF	H	R	ER	SO	BB	IBB	HBP	BLK	WP	HR	S	P	ERA	WHIP			
Danny Graves, R (1,1) ERA: 3.19	6.0	W	24	4	0	0	7	2	0	0	0	0	0	59	90	0.00	1.000			
Joe Hamilton, R (7,1) ERA: 5.28	2.0	H	7	1	0	0	2	0	0	0	0	1	0	12	22	0.00	0.500			
Scott Williamson, R (9,1) ERA: 2.92	1.0	S	3	0	0	0	1	0	0	0	0	0	0	9	10	0.00	0.000			

AB	29
R	1
H	6
RBI	1
BB	5
SO	8
LOB	13



AB	32
R	0
H	5
RBI	0
BB	2
SO	10
LOB	13



Batter	1	2	3	4	5	6	7	8	9	10	11	AB	R	H	RBI	BB	SO	LOB	TOP							
Reggie Taylor, L OBP: 0.294, SLG: 0.436 (1, 8)	P4		G3-1		G3-1			K			SH	4	0	1	0	0	1	1								
Aaron Boone, R OBP: 0.314, SLG: 0.441 (1, 5)	P3		L9			G5-3		G5-3			SH3-4	4	0	0	0	0	0	1								
Todd Walker, L OBP: 0.353, SLG: 0.429 (1, 4)	G4-3				G4-6-3	G4-3			G6-3		FC8-2	5	1	1	0	0	0	3								
Jose Guillen, R OBP: 0.288, SLG: 0.373 (1, 9)		1B			G4-6-3	K			G6-3			4	0	2	0	0	1	0								
Adam Dunn, L OBP: 0.401, SLG: 0.454 (1, 7)	K				G4-6-3	G4-3			K			4	0	0	0	0	2	3								
Russell Brannan, L OBP: 0.326, SLG: 0.468 (1, 3)	K				HR					K		4	2	2	3	0	2	1								
Gookie Dawkins, R OBP: 0.235, SLG: 0.178 (1, 6)	K				K					G6-3		4	0	0	0	0	3	1								
Kelly Stinnett, R OBP: 0.333, SLG: 0.385 (1, 2)			K			F8				F8		4	0	0	0	0	1	0								
Elmer Dessens, R OBP: 0.210, SLG: 0.200 (8, PH)			K			G3-1				G6-3		2	0	1	0	0	1	0								
Ruben Mateo, R OBP: 0.213, SLG: 0.381 (8, 11)											SH3-4	2	0	0	0	0	0	0								
Barry Larkin, R OBP: 0.129, SLG: 0.100 (11, PH)											FC8-2	1	0	0	0	0	0	0								
Wily Mo Peña, R OBP: 0.311, SLG: 0.287 (11, PH)												1	0	1	0	0	0	0								
John Riedling, R OBP: 0.217, SLG: 0.142 (11, 1)												0	0	0	0	0	0	0								
Inning Stats	R: 0 E: 0 K: 0 S: 8	H: 0 LOB: 0 BB: 0 P: 10	R: 0 E: 0 K: 3 S: 11	H: 1 LOB: 1 BB: 0 P: 16	R: 0 E: 0 K: 2 S: 13	H: 1 LOB: 2 BB: 0 P: 18	R: 2 E: 0 K: 1 S: 11	H: 3 LOB: 0 BB: 0 P: 14	R: 0 E: 0 K: 0 S: 6	H: 1 LOB: 0 BB: 0 P: 9	R: 1 E: 0 K: 1 S: 7	H: 1 LOB: 0 BB: 0 P: 11	R: 0 E: 0 K: 1 S: 8	H: 0 LOB: 0 BB: 0 P: 10	R: 0 E: 0 K: 1 S: 6	H: 0 LOB: 0 BB: 0 P: 6	R: 0 E: 0 K: 1 S: 6	H: 0 LOB: 0 BB: 0 P: 9	R: 0 E: 1 K: 0 S: 7	H: 1 LOB: 2 BB: 0 P: 11	1B: 6 2B: 1 3B: 0 HR: 2	SF: 0 SAC: 2 DP: 3 HBP: 0	WP: 0 PB: 0 SB: 0 CS: 0	PA: 39		
PITCHER	IP 8.0	WLS 2.0	BF 6	H 0	R 0	ER 0	SO 2	BB 0	IBB 0	HBP 0	BLK 0	WP 0	HR 0	S 12	P 15	ERA 0.00	WHIP 0.000									
Javier Vazquez, R ERA: 3.91 (1, 1)																										
Scott Stewart, L ERA: 3.13 (9, 1)																										
Joey Eischen, L ERA: 1.39 (11, 1)																										

Cincinnati Reds @ Montreal Expos
Olympic Stadium, Montreal, QB
Fri Sep 27 2002, 7:05 PM EDT
Att. 7,750 - Dome - 72 F

livebaseballscores.com

AB 37
R 3
H 8
RBI 3
BB 0
SO 11
LOB 10



Batter	1	2	3	4	5	6	7	8	9	10	11	AB	R	H	RBI	BB	SO	LOB	BOTTOM							
Endy Chavez, L OBP: 0.331, SLG: 0.466 (1, 8)	G4-3		F9		1B					E6		5	0	2	0	0	0	2								
Jamey Carroll, R OBP: 0.309, SLG: 0.476 (1, 5)	K		F8		G1-3			G5-3		G4-3		5	0	0	0	0	1	3								
Jose Vidro, S OBP: 0.372, SLG: 0.485 (1, 4)	K					G4-3		L5		F8		5	0	1	0	0	1	1								
Vladimir Guerrero, R OBP: 0.417, SLG: 0.992 (1, 9)		K				G4-3					SH	4	0	1	0	0	2	2								
Troy O'Leary, L OBP: 0.213, SLG: 0.381 (8, PH)											SH	4	0	2	0	0	1	0								
Wilton Guerrero, S OBP: 0.259, SLG: 0.250 (10, 7)	G3				G6-4-3	K		CS		G6-3	FC3-2	0	0	0	0	0	0	0								
Orlando Cabrera, R OBP: 0.323, SLG: 0.384 (1, 6)		HR			G6-4-3					G6-3	FC3-2	4	3	2	1	1	0	2								
Brad Wilkerson, L OBP: 0.370, SLG: 0.472 (1, 3)		HR				K					FC3-2	4	1	2	2	1	1	3								
Michael Barrett, R OBP: 0.333, SLG: 0.421 (1, 2)											FC3-2	4	0	0	0	0	2	4								
Brian Schneider, L OBP: 0.341, SLG: 0.448 (11, PH)	G5-3									G4-6-3	FC4-2	1	0	0	0	0	0	2								
Javier Vazquez, R OBP: 0.210, SLG: 0.200 (8, PH)												2	0	0	0	1	1	1								
Scott Stewart, L ERA: 3.13 (9, 1)												0	0	0	0	0	0	0								
Matt Capik, L OBP: 0.243, SLG: 0.366 (10, PH)												1	0	0	0	0	0	0								
Joey Eischen, L OBP: 0.250, SLG: 0.286 (11, 1)												0	0	0	0	0	0	0								
Inning Stats	R: 0 E: 0 K: 2 S: 9	H: 0 LOB: 0 BB: 0 P: 13	R: 2 E: 0 K: 1 S: 10	H: 2 LOB: 0 BB: 0 P: 17	R: 0 E: 0 K: 1 S: 11	H: 1 LOB: 2 BB: 0 P: 21	R: 0 E: 0 K: 1 S: 7	H: 1 LOB: 0 BB: 0 P: 12	R: 0 E: 0 K: 2 S: 10	H: 1 LOB: 1 BB: 0 P: 16	R: 1 E: 0 K: 1 S: 13	H: 2 LOB: 1 BB: 0 P: 19	R: 0 E: 0 K: 0 S: 9	H: 0 LOB: 0 BB: 0 P: 14	R: 0 E: 1 K: 0 S: 7	H: 1 LOB: 1 BB: 0 P: 14	R: 1 E: 2 K: 0 S: 6	H: 1 LOB: 3 BB: 1 P: 14	1B: 6 2B: 2 3B: 0 HR: 2	SF: 0 SAC: 1 DP: 2 HBP: 1	WP: 0 PB: 1 SB: 1 CS: 1	PA: 45				
PITCHER	IP 7.0	WLS 3.0	BF 11	H 2	R 0	ER 0	SO 9	BB 1	IBB 0	HBP 1	BLK 0	WP 0	HR 2	S 69	P 113	ERA 3.86	WHIP 1.143									
Elmer Dessens, R ERA: 3.03 (8, 1)																										
Chris Reitsma, R ERA: 3.64 (8, 1)																										
John Riedling, R ERA: 2.7 (11, 1)																										

Cincinnati Reds @ Montreal Expos
Olympic Stadium, Montreal, QB
Fri Sep 27 2002, 7:05 PM EDT
Att. 7,750 - Dome - 72 F

livebaseballscores.com

AB 39
R 4
H 10
RBI 3
BB 3
SO 9
LOB 20



Batter	1	2	3	4	5	6	7	8	9	AB	R	H	RBI	BB	SO	LOB	TOP							
Todd Walker, L (1.4) OBP: 0.354, SLG: 0.433	1-1 L3-6 2B		1-0 G4-3		0-0 2B			0-0 G4-6-3		4	0	2	0	0	0	1	<p>Cincinnati Reds @ Montreal Expos</p> <p>Olympic Stadium, Montreal, QB</p> <p>Sat Sep 28 2002, 7:05 PM EDT</p> <p>Att: 11,376 - Dome - 72 F</p>							
Aaron Boone, R (1.5) OBP: 0.314, SLG: 0.440	0-1 G5-3		1-1 G5-3		3-2 G4-3			2-2 1B		4	0	1	0	0	0	2								
Ken Griffey Jr., L (1.8) OBP: 0.358, SLG: 0.426	3-1 L3-6 2-3		0-2 G4-3		0-0 FC4 2B			0-0 L9		4	0	1	0	0	0	2								
Jose Guillen, R (1.9) OBP: 0.291, SLG: 0.373		2-0 HBP 1B		4-2 FC1-6 BB		0-1 FC4 CS		2-2 G6-3		3	0	1	0	1	0	1								
Russell Branyan, L (1.3) OBP: 0.323, SLG: 0.463		2-3 K		1-0 FC1-6 FC6		0-3 K		3-2 F7		4	0	0	0	0	2	3								
Reggie Taylor, L (1.7) OBP: 0.291, SLG: 0.431		0-0 P6		0-3 K		3-2 CS		3-3 K		3	0	0	0	0	1	2								
Wily Mo Peña, R (9, PH) OBP: 0.214, SLG: 0.429						1-2 G3				1	0	0	0	0	1	0								
Juan Castro, R (1.6) OBP: 0.278, SLG: 0.329		4-1 HBP BB		0-0 FC6						2	0	0	0	1	0	1								
Corky Miller, R (1.2) OBP: 0.328, SLG: 0.421		1-0 HBP		1-1 F3		0-3 K				2	0	0	0	0	1	0								
Brian Moehler, R (1.1) OBP: 0.125, SLG: 0.125		3-3 K		2-1 G6-3				0-0 G4-6-3 1B		2	0	0	0	0	1	3								
Jose Silva, R (5.1) OBP: 0.312, SLG: 0.388										0	0	0	0	0	0	0								
Ruben Mateo, R (8, PH) OBP: 0.333, SLG: 0.400										0	0	0	0	0	0	0								
Bruce Chen, L (8.1) OBP: 0.333, SLG: 0.400										0	0	0	0	0	0	0								
Inning Stats	R: 0 E: 0 K: 0 S: 6	H: 1 LOB: 0 BB: 0 P: 10	R: 0 E: 0 K: 2 S: 10	H: 1 LOB: 3 BB: 1 P: 22	R: 0 E: 0 K: 0 S: 6	H: 0 LOB: 0 BB: 0 P: 8	R: 0 E: 0 K: 1 S: 8	H: 0 LOB: 1 BB: 1 P: 13	R: 0 E: 0 K: 1 S: 9	H: 1 LOB: 0 BB: 0 P: 15	R: 0 E: 0 K: 1 S: 10	H: 0 LOB: 0 BB: 0 P: 13	R: 0 E: 0 K: 1 S: 7	H: 0 LOB: 0 BB: 0 P: 10	R: 0 E: 0 K: 0 S: 7	H: 2 LOB: 1 BB: 0 P: 9	R: 0 E: 0 K: 1 S: 11	H: 0 LOB: 0 BB: 0 P: 19	1B: 3 2B: 4 3B: 0 HR: 0	SF: 0 SAC: 0 DP: 2 HBP: 1	WP: 0 PB: 0 SB: 1 CS: 1	PA: 34		
PITCHER	IP WLS BF H R ER SO BB IBB HBP BLK WP HR S P ERA WHIP	8.1 W 31 6 0 0 5 2 0 1 0 0 0 0 67 106 0.00 0.960	0.2 L 2 0 0 0 1 0 0 0 0 0 0 0 7 13 0.00 0.000																					

AB	30
R	0
H	6
RBI	0
BB	2
SO	6
LOB	15



Batter	1	2	3	4	5	6	7	8	9	AB	R	H	RBI	BB	SO	LOB	BOTTOM					
Endy Chavez, L (1.8) OBP: 0.325, SLG: 0.458	0-1 G2-3		0-0 SH1-4		1-0 SH3-4		1-0 G4-3			2	0	0	0	0	0	0	<p>Cincinnati Reds @ Montreal Expos</p> <p>Olympic Stadium, Montreal, QB</p> <p>Sat Sep 28 2002, 7:05 PM EDT</p> <p>Att: 11,376 - Dome - 72 F</p>					
Jamey Carroll, R (1.5) OBP: 0.352, SLG: 0.493	0-1 L3		2-1 G5-3		2-1 G4-3		0-0 1B			4	1	1	0	0	0	2						
Vladimir Guerrero, R (1.9) OBP: 0.419, SLG: 0.594			0-1 FC6		1-0 2B		1-0 BB			4	1	3	3	0	0	0						
Wilton Guerrero, S (9.9) OBP: 0.259, SLG: 0.250			3-2 1B		2-0 2B		4-1 1B			0	0	0	0	0	0	0						
Jose Vidro, S (1.4) OBP: 0.374, SLG: 0.487		4-0 G4-3 G3 1B BB		0-0 FC6		2-0 2B		4-1 G6-3 BB		2	1	1	1	2	0	1						
Troy O'Leary, L (1.7) OBP: 0.371, SLG: 0.377		1-2 G3		0-1 G3-1		4-2 BB		1-0 G6-3		3	0	0	0	1	0	3						
Orlando Cabrera, R (1.6) OBP: 0.321, SLG: 0.381		1-1 G4-3		0-3 K		0-0 F9		2-2 L9		4	0	0	0	0	1	3						
Brad Wilkerson, L (1.3) OBP: 0.369, SLG: 0.470		1-2 1B		2-3 K		0-3 K		1-2 G6-3		4	0	1	1	0	2	0						
Brian Schneider, L (1.2) OBP: 0.339, SLG: 0.459		3-H 2-2 F7		1-0 HR		3-3 K		1-0 G3		4	1	1	1	0	1	1						
Sun-Woo Kim, R (1.1) OBP: 0.250, SLG: 0.250			0-1 E5 SH1-4 1B		0-0 G4-3 SH3-4 2B		0-3 K			3	2	1	0	0	1	0						
Scott Stewart, R (9.1) ERA: 5.56										0	0	0	0	0	0	0						
Inning Stats	R: 0 E: 0 K: 0 S: 7	H: 0 LOB: 0 BB: 0 P: 10	R: 1 E: 0 K: 0 S: 17	H: 1 LOB: 1 BB: 1 P: 26	R: 1 E: 1 K: 0 S: 8	H: 1 LOB: 1 BB: 0 P: 10	R: 0 E: 0 K: 2 S: 8	H: 0 LOB: 0 BB: 0 P: 10	R: 3 E: 0 K: 0 S: 10	H: 4 LOB: 2 BB: 1 P: 21	R: 0 E: 0 K: 3 S: 10	H: 0 LOB: 0 BB: 0 P: 13	R: 1 E: 0 K: 0 S: 5	H: 2 LOB: 1 BB: 1 P: 12	R: 0 E: 0 K: 0 S: 7	H: 0 LOB: 0 BB: 0 P: 11	1B: 4 2B: 2 3B: 1 HR: 1	SF: 0 SAC: 2 DP: 1 HBP: 0	WP: 0 PB: 0 SB: 0 CS: 0	PA: 35		
PITCHER	IP WLS BF H R ER SO BB IBB HBP BLK WP HR S P ERA WHIP	4.2 L 21 5 0 0 3 1 0 0 0 0 0 0 14 23 0.00 1.286	1.1 L 6 1 0 0 3 1 0 0 0 0 0 0 5 12 9.00 3.000	1.0 L 5 2 1 1 0 1 0 0 0 0 0 0 7 11 0.00 0.000																		

AB	30
R	6
H	8
RBI	6
BB	3
SO	5
LOB	10



Batter	1	2	3	4	5	6	7	8	9	AB	R	H	RBI	BB	SO	LOB	TOP					
Reggie Taylor, L (1.8) OBP: 0.291, SLG: 0.429	F9		L8					K		4	1	1	0	0	1	1	Cincinnati Reds @ Montreal Expos Olympic Stadium, Montreal, QB Sun Sep 29 2002, 1:35 PM EDT Att: 25,178 - Dome - 72 F					
Jose Guillen, R (1.9) OBP: 0.287, SLG: 0.367	G1-6-3			G5-3		K		K		4	0	0	0	0	2	2						
Todd Walker, L (1.4) OBP: 0.353, SLG: 0.431	K			G1-3				K		4	0	1	1	0	2	0						
Adam Dunn, L (1.3) OBP: 0.400, SLG: 0.454		P5		K					G3-1	4	0	1	1	0	1	0						
Russell Branyan, L (1.5) OBP: 0.320, SLG: 0.458	K				G4-3			K		4	0	0	0	0	3	2						
Wily Mo Peña, R (1.7) OBP: 0.222, SLG: 0.389	K				P3					4	0	1	0	0	2	0						
Gookie Dawkins, R (1.6) OBP: 0.222, SLG: 0.167			G5-3		K			K		3	0	0	0	0	2	1						
Kelly Stinnett, R (1.2) OBP: 0.333, SLG: 0.376				SH2-4 BB		F8	FC6-4			2	0	0	0	1	0	1						
Jimmy Haynes, R (1.1) OBP: 0.177, SLG: 0.197				SH2-4				L6		0	0	0	0	0	0	0						
Ruben Mateo, R (6, PH) OBP: 0.319, SLG: 0.395										1	1	1	0	0	0	0						
Jared Fernandez, R (6, PH) OBP: 0.273, SLG: 0.200										0	0	0	0	0	0	0						
Aaron Boone, R (7, PH) OBP: 0.314, SLG: 0.439										1	0	0	0	0	0	1						
Joey Hamilton, R (7.1) OBP: 0.241, SLG: 0.357										0	0	0	0	0	0	0						
Inning Stats	R: 0 E: 0 K: 1 S: 10	H: 0 LOB: 0 BB: 0 P: 15	R: 0 E: 0 K: 2 S: 9	H: 0 LOB: 0 BB: 0 P: 16	R: 0 E: 0 K: 0 S: 7	H: 0 LOB: 1 BB: 1 P: 14	R: 0 E: 0 K: 1 S: 5	H: 0 LOB: 0 BB: 0 P: 7	R: 0 E: 0 K: 1 S: 9	H: 0 LOB: 0 BB: 0 P: 14	R: 2 E: 0 K: 2 S: 21	H: 4 LOB: 2 BB: 0 P: 28	R: 0 E: 0 K: 1 S: 9	H: 1 LOB: 1 BB: 0 P: 16	R: 0 E: 0 K: 3 S: 9	H: 0 LOB: 0 BB: 0 P: 14	R: 0 E: 0 K: 2 S: 8	H: 0 LOB: 0 BB: 0 P: 12	1B: 4 2B: 1 3B: 0 HR: 0	SF: 0 SAC: 1 DP: 0 HBP: 0	WP: 0 PB: 0 SB: 0 CS: 0	PA: 33
PITCHER	IP WLS BF H R ER SO BB IBB HBP BLK WP HR S P ERA WHIP																					
Tim Drew, R (1.1) ERA: 2.81	5.2 W 22 4 2 2 6 1 0 0 0 0 0 0 58 90 3.18 0.882																					
Zach Day, R (6.1) ERA: 3.92	1.1 H 5 1 0 0 2 0 0 0 0 0 0 0 12 20 0.00 0.750																					
Joey Eischen, L (8.1) ERA: 1.34	2.0 6 0 0 0 5 0 0 0 0 0 0 0 17 26 0.00 0.000																					

Batter	1	2	3	4	5	6	7	8	9	AB	R	H	RBI	BB	SO	LOB	BOTTOM			
Vladimir Guerrero, R (1.9) OBP: 0.417, SLG: 0.593	L4		F9					K		5	1	1	0	0	2	0	Cincinnati Reds @ Montreal Expos Olympic Stadium, Montreal, QB Sun Sep 29 2002, 1:35 PM EDT Att: 25,178 - Dome - 72 F			
Troy O'Leary, L (9.9) OBP: 0.371, SLG: 0.377										0	0	0	0	0	0	0				
Andy Chavez, L (1.8) OBP: 0.321, SLG: 0.464	K			B5-3		L8		P6		5	1	1	1	0	1	0				
Jamey Carroll, R (1.5) OBP: 0.347, SLG: 0.507	G6-3				G5-3					4	1	1	0	0	1	1				
Jose Vidro, S (1.4) OBP: 0.378, SLG: 0.490										2	2	2	1	2	0	0				
Wilton Guerrero, S (7, PR) OBP: 0.259, SLG: 0.250										0	1	0	0	0	0	0				
Orlando Cabrera, R (1.6) OBP: 0.321, SLG: 0.380										4	0	1	0	0	0	4				
Brad Wilkerson, L (1.3) OBP: 0.370, SLG: 0.469										1	1	0	1	2	1	1				
Matt Cepicky, L (1.7) OBP: 0.256, SLG: 0.378										3	0	1	3	1	0	2				
Michael Barrett, R (1.2) OBP: 0.332, SLG: 0.418										3	0	0	0	1	2	3				
Tim Drew, R (1.1) ERA: 4.12										2	0	0	0	0	2	3				
Zach Day, R (6.1) ERA: 4.44										1	0	0	0	0	0	0				
Joey Eischen, L (8.1) ERA: 5.27										1	0	0	0	0	0	0				
Inning Stats	R: 0 E: 0 K: 1 S: 6	H: 0 LOB: 0 BB: 0 P: 7	R: 0 E: 0 K: 1 S: 6	H: 0 LOB: 1 BB: 1 P: 13	R: 0 E: 0 K: 2 S: 7	H: 0 LOB: 0 BB: 0 P: 8	R: 2 E: 1 K: 1 S: 15	H: 2 LOB: 3 BB: 2 P: 29	R: 4 E: 0 K: 0 S: 10	H: 3 LOB: 1 BB: 2 P: 26	R: 0 E: 0 K: 1 S: 6	H: 0 LOB: 0 BB: 0 P: 10	R: 1 E: 0 K: 2 S: 12	H: 2 LOB: 2 BB: 1 P: 21	R: 0 E: 0 K: 1 S: 12	H: 0 LOB: 0 BB: 0 P: 15	1B: 2 2B: 3 3B: 2 HR: 0	SF: 1 SAC: 0 DP: 0 HBP: 0	WP: 0 PB: 0 SB: 0 CS: 0	PA: 38
PITCHER	IP WLS BF H R ER SO BB IBB HBP BLK WP HR S P ERA WHIP																			
Jimmy Haynes, R (1.1) ERA: 4.12	5.0 L 26 5 6 5 5 4 1 0 0 0 0 0 44 83 9.00 1.800																			
Jared Fernandez, R (6.1) ERA: 4.44	1.0 3 0 0 0 1 0 0 0 0 0 0 0 6 10 0.00 0.000																			
Joey Hamilton, R (7.1) ERA: 5.27	2.0 9 2 1 1 3 1 0 0 0 0 0 0 24 36 4.50 1.500																			