

Cincinnati Reds - 2003

Batter	1	2	3	4	5	6	7	8	9	AB	R	H	RBI	BB	SO	LOB	TOP											
Kenny Lofton, L OBP: 0.600, SLG: 1.250	G3-1	HR		BB		G4-3		2B		4	2	2	3	1	0	0	Pittsburgh Pirates @ Cincinnati Reds Great American Ball Park, Cincinnati, OH Mon Mar 31 2003, 4:10 PM EST Att: 42,343 - Cloudy - 53 F											
18 Jason Kendall, R OBP: 0.200, SLG: 0.800	G6-3	HR		G6-3		F9		F8		5	1	1	1	0	0	3												
Brian Giles, L OBP: 0.400, SLG: 0.500	P6	G3				P5		2B		4	1	1	1	1	0	0												
Aramis Ramirez, R OBP: 0.400, SLG: 0.400		K		K		1B		L9		5	1	2	0	0	2	1												
Randall Simon, L OBP: 0.500, SLG: 1.000 Kevin Young, R		HR		P6		F7		L7		4	2	2	1	0	0	2												
Reggie Sanders, R OBP: 0.600, SLG: 1.200		HR		K		1B		K		5	1	3	2	0	2	0												
Pokey Reese, R OBP: 0.400, SLG: 0.333		HR		G6-3		BB		F9		3	1	1	2	1	0	0												
2 Jack Wilson, R Julian Tavaraz, L Joe Beimel, L		G4-3		SH1-4		K		P4		3	0	0	0	1	1	4												
Kris Benson, R Abraham Nunez, S		HR		SH1-4		K		P4		1	1	0	0	1	1	3												
Inning Stats	R: 0 E: 0 K: 0 S: 7	H: 0 LOB: 0 BB: 0 P: 11	R: 6 E: 0 K: 1 S: 20	H: 5 LOB: 0 BB: 1 P: 36	R: 0 E: 0 K: 2 S: 8	H: 0 LOB: 0 BB: 0 P: 14	R: 0 E: 0 K: 0 S: 11	H: 0 LOB: 2 BB: 2 P: 26	R: 1 E: 0 K: 2 S: 17	H: 2 LOB: 3 BB: 2 P: 33	R: 0 E: 0 K: 0 S: 7	H: 0 LOB: 0 BB: 0 P: 10	R: 2 E: 0 K: 0 S: 9	H: 3 LOB: 0 BB: 0 P: 13	R: 1 E: 0 K: 0 S: 17	H: 2 LOB: 1 BB: 0 P: 26		R: 0 E: 0 K: 1 S: 7	H: 0 LOB: 0 BB: 0 P: 10	1B: 6 2B: 3 3B: 0 HR: 3	SF: 1 SAC: 1 DP: 0 HBP: 0	WP: 0 PB: 0 SB: 0 CS: 0	PA: 43					
PITCHER	IP	WLS	BF	H	R	ER	SO	BB	IBB	HBP	BLK	WP	HR	S	P	ERA	WHIP											
Jimmy Haynes, R ERA: 13.5	(1, 1)	4.0	L	20	5	6	6	3	3	0	0	0	0	3	46	87	13.50	2.000										
Felix Heredia, L ERA: 27.0	(5, 1)	0.1		3	1	1	1	0	1	0	0	0	0	0	5	14	27.00	6.000										
Scott Sullivan, R ERA:	(5, 1)	1.2		7	1	0	0	2	1	0	0	0	0	0	19	29	0.00	1.200										
John Riedling, R ERA: 18.0	(7, 1)	1.0		5	3	2	2	0	0	0	0	0	0	9	13	18.00	3.000											
Gabe White, L ERA: 9.0	(8, 1)	1.0		5	2	1	1	0	0	0	0	0	0	17	26	9.00	2.000											

AB	36
R	10
H	12
RBI	10
BB	5
SO	6
LOB	13



Batter	1	2	3	4	5	6	7	8	9	AB	R	H	RBI	BB	SO	LOB	BOTTOM										
Barry Larkin, R	F9		BB		G6-3		G1-6-3			3	0	0	0	1	0	2	Pittsburgh Pirates @ Cincinnati Reds Great American Ball Park, Cincinnati, OH Mon Mar 31 2003, 4:10 PM EST Att: 42,343 - Cloudy - 53 F										
Aaron Boone, R	P6		E4		P2		G1-3		4	0	0	0	0	0	2												
Ken Griffey Jr., L	2B		K		F8		G4-3		4	0	1	0	0	1	3												
Austin Kearns, R	K		BB		P5		G4-3		3	0	0	1	1	1	1												
Adam Dunn, L		G1-3		F9		G4-3		K		4	0	0	0	0	1	3											
Sean Casey, L		F7		G4-3		F7		1B		4	0	1	0	0	0	0											
Brandon Larson, R		P5		F8		P5		FC5-6-4		4	0	0	0	0	0	1											
Jason LaRue, R			K		E5		1B		FC5-4	3	0	0	0	1	1												
Jimmy Haynes, R Wily Mo Peña, R Felix Heredia, L Scott Sullivan, R John Riedling, R Reggie Taylor, L Gabe White, L Scott Williamson, R	(1, 1) (4, PH) (5, 1) (5, 1) (7, 1) (7, PH) (8, 1) (8, 1)	6.1 W	27	3	1	0	3	3	0	0	0	0	0	0	0	0		1									
Inning Stats	R: 0 E: 0 K: 1 S: 8	H: 1 LOB: 1 BB: 0 P: 11	R: 0 E: 0 K: 0 S: 7	H: 0 LOB: 0 BB: 0 P: 14	R: 1 E: 1 K: 2 S: 16	H: 1 LOB: 3 BB: 2 P: 30	R: 0 E: 0 K: 0 S: 5	H: 0 LOB: 0 BB: 0 P: 6	R: 0 E: 0 K: 0 S: 9	H: 0 LOB: 1 BB: 1 P: 16	R: 0 E: 0 K: 0 S: 11	H: 1 LOB: 1 BB: 1 P: 21	R: 0 E: 0 K: 0 S: 5	H: 0 LOB: 0 BB: 0 P: 8	R: 0 E: 0 K: 1 S: 7	H: 1 LOB: 1 BB: 0 P: 9		1B: 2 2B: 2 3B: 0 HR: 0	SF: 0 SAC: 0 DP: 1 HBP: 0	WP: 0 PB: 0 SB: 0 CS: 0	PA: 35						
PITCHER	IP	WLS	BF	H	R	ER	SO	BB	IBB	HBP	BLK	WP	HR	S	P	ERA	WHIP										
Kris Benson, R ERA:	(1, 1)	6.1		27	3	1	0	3	3	0	0	0	0	7	11	0.00	0.947										
Julian Tavaraz, R ERA:	(7, 1)	1.2		4	0	0	0	0	0	0	0	0	0	7	11	0.00	0.000										
Joe Beimel, L ERA:	(8, 1)	1.0		4	1	0	0	1	0	0	0	0	0	7	9	0.00	1.000										



Batter	1	2	3	4	5	6	7	8	9	AB	R	H	RBI	BB	SO	LOB	TOP		
Kenny Lofton, L OBP: 0.400, SLG: 0.667 (1, 8)	1-3 K	0-0 FC4-6 1B			0-0 B5-3		0-1 E1 1B	0-0 E1 18 HR		5	1	1	0	0	1	1	Pittsburgh Pirates @ Cincinnati Reds Great American Ball Park, Cincinnati, OH Wed Apr 02 2003, 7:10 PM EST Att: 22,878 - Sunny - 72 F		
18 Jason Kendall, R OBP: 0.500, SLG: 1.111 (1, 2)	0-1 P2	2-1 1B			4-1 BB		0-2 E1 1B	3-2 1-H HR		4	1	3	2	1	0	0			
Brian Giles, L OBP: 0.400, SLG: 0.375 (1, 7)	2-0 HR 1B	0-0 L8			1-0 F7		4-0 IBB	1-2 P5		4	1	1	0	1	0	3			
Aramis Ramirez, R OBP: 0.300, SLG: 0.222 (1, 5)	4-0 HR BB			0-0 F9	2-2 L9		1-3 K		1-1 P4	4	1	0	0	1	1	4			
Randall Simon, L OBP: 0.420, SLG: 1.440 Reggie Sanders, R 16 Salomon Torres, R Scott Sauerbeck, R Brian Boehringer, S Rob Mackowiak, L (1, 3) (7, PH) (7, 1) (8, 1) (8, 1) (8, 9)	0-0 1-H 2-H HR			1-0 F9		0-0 G4-3	1-3 K		0-0 G4-3	3	1	1	3	0	0	0			
Matt Stairs, L OBP: 0.600, SLG: 0.500 Mike Williams, R (1, 9) (9, 1)	1-2 1B			1-1 P5		4-1 BB		3-1 HR 1B	0-0 F7	4	1	2	0	1	0	0			
Pokey Reese, R OBP: 0.222, SLG: 0.143 (1, 4)	2-2 G1-3			0-1 G6-3		2-1 F8		1-0 P6		4	0	0	0	0	0	3			
2 Jack Wilson, R (1, 6)		0-0 G3		0-1 F9		0-0 F7		0-0 F7		4	0	0	0	0	0	2			
Kip Wells, R OBP: 0.500, SLG: 0.500 Abraham Nunez, S (7, PH) Kevin Young, R OBP: 0.500, SLG: 2.000 (7, 3)		1-1 FC4-6 1B		1-0 G3			3-1 L7	2-2 1-H HR		2	0	1	0	0	0	0			
Inning Stats	R: 3 E: 0 K: 1 S: 13	H: 3 LOB: 1 BB: 1 P: 23	R: 0 E: 0 K: 0 S: 7	H: 2 LOB: 2 BB: 0 P: 10	R: 0 E: 0 K: 0 S: 4	H: 0 LOB: 0 BB: 0 P: 6	R: 0 E: 0 K: 0 S: 5	H: 0 LOB: 1 BB: 1 P: 11	R: 0 E: 1 K: 2 S: 13	H: 2 LOB: 3 BB: 1 P: 22	R: 4 E: 1 K: 0 S: 15	H: 3 LOB: 0 BB: 0 P: 25	R: 0 E: 0 K: 0 S: 4	H: 0 LOB: 0 BB: 0 P: 5	1B: 7 2B: 0 3B: 0 HR: 3	SF: 0 SAC: 0 DP: 0 HBP: 0		WP: 0 PB: 0 SB: 0 CS: 0	PA: 42
PITCHER	IP WLS BF H R ER SO BB IBB HBP BLK WP HR S P ERA WHIP	IP WLS BF H R ER SO BB IBB HBP BLK WP HR S P ERA WHIP	IP WLS BF H R ER SO BB IBB HBP BLK WP HR S P ERA WHIP	IP WLS BF H R ER SO BB IBB HBP BLK WP HR S P ERA WHIP	IP WLS BF H R ER SO BB IBB HBP BLK WP HR S P ERA WHIP	IP WLS BF H R ER SO BB IBB HBP BLK WP HR S P ERA WHIP	IP WLS BF H R ER SO BB IBB HBP BLK WP HR S P ERA WHIP	IP WLS BF H R ER SO BB IBB HBP BLK WP HR S P ERA WHIP	IP WLS BF H R ER SO BB IBB HBP BLK WP HR S P ERA WHIP	IP WLS BF H R ER SO BB IBB HBP BLK WP HR S P ERA WHIP	IP WLS BF H R ER SO BB IBB HBP BLK WP HR S P ERA WHIP	IP WLS BF H R ER SO BB IBB HBP BLK WP HR S P ERA WHIP	IP WLS BF H R ER SO BB IBB HBP BLK WP HR S P ERA WHIP	IP WLS BF H R ER SO BB IBB HBP BLK WP HR S P ERA WHIP	IP WLS BF H R ER SO BB IBB HBP BLK WP HR S P ERA WHIP	IP WLS BF H R ER SO BB IBB HBP BLK WP HR S P ERA WHIP	IP WLS BF H R ER SO BB IBB HBP BLK WP HR S P ERA WHIP	IP WLS BF H R ER SO BB IBB HBP BLK WP HR S P ERA WHIP	IP WLS BF H R ER SO BB IBB HBP BLK WP HR S P ERA WHIP
Ryan Dempster, R ERA: 4.05 Gabe White, L ERA: 6.75 Josias Manzanillo, R ERA: 27.0 Kent Mercker, L ERA: John Riedling, R ERA: 9.0	(1, 1) (7, 1) (8, 1) (8, 1) (9, 1)	6.2 0.1 0.2 0.1 1.0	31 H: 1 L: 6 1 3	7 0 3 0 0	3 0 4 0 0	2 2 2 0 0	3 0 0 0 0	1 0 0 0 0	51 3 12 3 4	88 0 21 4 5	4.05 0.00 4.500 0.00 0.00	1.500 0.000 27.000 0.000 0.000							

Batter	1	2	3	4	5	6	7	8	9	AB	R	H	RBI	BB	SO	LOB	BOTTOM			
Barry Larkin, R OBP: 0.333, SLG: 0.375 (1, 6)	1-2 HR 1B		2-2 G6-3		1-1 F8 2B		3-1 P3		1-0 G5-4-3 1-2	5	1	2	0	0	0	1	Pittsburgh Pirates @ Cincinnati Reds Great American Ball Park, Cincinnati, OH Wed Apr 02 2003, 7:10 PM EST Att: 22,878 - Sunny - 72 F			
Aaron Boone, R OBP: 0.111, SLG: 0.222 (1, 4)	1-1 G5-3 1-2		0-1 G6-3		2-1 F8 2-3		0-1 2B		1-3 K	5	0	1	0	0	1	2				
Ken Griffey Jr., L OBP: 0.375, SLG: 0.857 (1, 8)	2-2 P6		2-1 HR		0-0 G3		4-0 IBB			3	1	1	1	1	0	2				
Austin Kearns, R OBP: 0.500, SLG: 0.833 (1, 9)	0-0 2-H HR		4-2 BB		1-1 G4-3 1B		0-1 P5			3	2	2	2	1	0	2				
Adam Dunn, L (1, 7)	1-2 G6-3		2-3 K		0-0 G4-3 1-2			0-3 K		4	0	0	0	0	2	2				
Sean Casey, L OBP: 0.125, SLG: 0.125 (1, 3)		1-2 G4-3		1-0 L7		1-1 G4-3 2-3		1-1 F7		4	0	0	0	0	0	1				
Brandon Larson, R OBP: 0.250, SLG: 0.143 John Riedling, R (1, 5) (9, 1)		1-3 K		0-1 F7		1-0 2B 1B		4-2 BB		3	0	1	1	1	1	0				
Jason LaRue, R OBP: 0.375, SLG: 0.429 (1, 2)		1-0 1B		0-2 G5-3		3-H 1-0 2B		0-0 F7		4	0	2	0	0	0	1				
Ryan Dempster, R ERA: 6.0 16 Salomon Torres, R ERA: Scott Sauerbeck, L ERA: Brian Boehringer, R ERA: Mike Williams, R ERA: (1, 1) (7, 1) (8, 1) (8, 1) (9, 1)	6.0 1.0 0.2 0.1 1.0	WLS: 26 W: 5 H: 3 H: 1 S: 3	BF: 8 1 3 0 3	H: 4 0 0 0 0	R: 4 0 0 0 0	ER: 4 0 0 0 0	SO: 4 0 0 0 1	BB: 0 1 0 0 0	IBB: 0 0 0 0 0	HBP: 0 0 0 0 0	BLK: 0 0 0 0 0	WP: 0 0 0 0 0	HR: 4 2B: 3 3B: 0 HR: 2	SF: 0 SAC: 0 DP: 1 HBP: 0	PA: 38					
Inning Stats	R: 2 E: 0 K: 0 S: 12	H: 2 LOB: 0 BB: 0 P: 17	R: 0 E: 2 K: 2 S: 10	H: 1 LOB: 0 BB: 0 P: 13	R: 1 E: 0 K: 1 S: 12	H: 1 LOB: 1 BB: 1 P: 22	R: 0 E: 0 K: 0 S: 6	H: 0 LOB: 0 BB: 0 P: 7	R: 0 E: 0 K: 0 S: 10	H: 3 LOB: 2 BB: 0 P: 11	R: 0 E: 0 K: 0 S: 9	H: 1 LOB: 2 BB: 1 P: 17	R: 0 E: 1 K: 1 S: 8	H: 0 LOB: 1 BB: 1 P: 13	R: 0 E: 1 K: 1 S: 6	H: 0 LOB: 0 BB: 0 P: 9		1B: 4 2B: 3 3B: 0 HR: 2	SF: 0 SAC: 0 DP: 1 HBP: 0	WP: 0 PB: 0 SB: 0 CS: 0
PITCHER	IP WLS BF H R ER SO BB IBB HBP BLK WP HR S P ERA WHIP	IP WLS BF H R ER SO BB IBB HBP BLK WP HR S P ERA WHIP	IP WLS BF H R ER SO BB IBB HBP BLK WP HR S P ERA WHIP	IP WLS BF H R ER SO BB IBB HBP BLK WP HR S P ERA WHIP	IP WLS BF H R ER SO BB IBB HBP BLK WP HR S P ERA WHIP	IP WLS BF H R ER SO BB IBB HBP BLK WP HR S P ERA WHIP	IP WLS BF H R ER SO BB IBB HBP BLK WP HR S P ERA WHIP	IP WLS BF H R ER SO BB IBB HBP BLK WP HR S P ERA WHIP	IP WLS BF H R ER SO BB IBB HBP BLK WP HR S P ERA WHIP	IP WLS BF H R ER SO BB IBB HBP BLK WP HR S P ERA WHIP	IP WLS BF H R ER SO BB IBB HBP BLK WP HR S P ERA WHIP	IP WLS BF H R ER SO BB IBB HBP BLK WP HR S P ERA WHIP	IP WLS BF H R ER SO BB IBB HBP BLK WP HR S P ERA WHIP	IP WLS BF H R ER SO BB IBB HBP BLK WP HR S P ERA WHIP	IP WLS BF H R ER SO BB IBB HBP BLK WP HR S P ERA WHIP	IP WLS BF H R ER SO BB IBB HBP BLK WP HR S P ERA WHIP	IP WLS BF H R ER SO BB IBB HBP BLK WP HR S P ERA WHIP	IP WLS BF H R ER SO BB IBB HBP BLK WP HR S P ERA WHIP	IP WLS BF H R ER SO BB IBB HBP BLK WP HR S P ERA WHIP	
Kip Wells, R ERA: 6.0 16 Salomon Torres, R ERA: Scott Sauerbeck, L ERA: Brian Boehringer, R ERA: Mike Williams, R ERA: (1, 1) (7, 1) (8, 1) (8, 1) (9, 1)	6.0 1.0 0.2 0.1 1.0	WLS: 26 W: 5 H: 3 H: 1 S: 3	BF: 8 1 3 0 3	H: 4 0 0 0 0	R: 4 0 0 0 0	ER: 4 0 0 0 0	SO: 4 0 0 0 1	BB: 0 1 0 0 0	IBB: 0 0 0 0 0	HBP: 0 0 0 0 0	BLK: 0 0 0 0 0	WP: 0 0 0 0 0	HR: 4 2B: 3 3B: 0 HR: 2	SF: 0 SAC: 0 DP: 1 HBP: 0	PA: 38					



Batter	1	2	3	4	5	6	7	8	9	AB	R	H	RBI	BB	SO	LOB	TOP					
Mark Grudzielanek, R OBP: 0.692, SLG: 0.727	G1-3		F9			2B		BB		5	1	2	0	0	1	0	Chicago Cubs @ Cincinnati Reds Great American Ball Park, Cincinnati, OH Fri Apr 04 2003, 7:10 PM EST Att: 29,048 - Cloudy - 74 F					
Alex Gonzalez, R OBP: 0.526, SLG: 0.688	FC6-4		F7		1B		P6	BB		4	1	2	1	1	0	0						
Sammy Sosa, R OBP: 0.611, SLG: 0.636	FC6-4		K				HR	K		4	1	1	1	0	2	3						
Moises Alou, R OBP: 0.611, SLG: 0.733	FC6-4				1B		G1-3			4	1	3	0	1	0	2						
Hee-Seop Choi, L OBP: 0.455, SLG: 0.750					1B		G1-3			4	2	1	3	1	1	5						
Corey Patterson, L OBP: 0.398, SLG: 0.684	F7				1B		L9			5	1	1	0	0	0	4						
Mark Bellhorn, S OBP: 0.250			F8		1B			G3		2	0	0	0	0	1	1						
Juan Cruz, R					BB			K		0	0	0	0	0	0	0						
Tom Goodwin, L										1	0	0	0	0	0	0						
Dave Veres, R										0	0	0	0	0	0	0						
Mark Guthrie, R										0	0	0	0	0	0	0						
Troy O'Leary, L										1	0	0	0	0	1	0						
Damian Miller, R OBP: 0.143, SLG: 0.214	G5-3				1B		K			5	1	2	2	0	1	0						
Shawn Estes, R										2	0	0	0	0	1	1						
Lenny Harris, L OBP: 0.500, SLG: 1.250	G5-3				K		L7			2	1	1	2	0	0	0						
Inning Stats	R: 0 E: 0 K: 0 S: 11	H: 1 LOB: 3 BB: 1 P: 20	R: 0 E: 0 K: 0 S: 8	H: 0 LOB: 0 BB: 0 P: 12	R: 0 E: 0 K: 1 S: 7	H: 0 LOB: 0 BB: 0 P: 12	R: 2 E: 0 K: 1 S: 12	H: 3 LOB: 1 BB: 1 P: 19	R: 4 E: 0 K: 2 S: 17	H: 4 LOB: 0 BB: 0 P: 26	R: 0 E: 0 K: 1 S: 12	H: 0 LOB: 0 BB: 0 P: 17	R: 1 E: 0 K: 0 S: 13	H: 2 LOB: 1 BB: 0 P: 17	R: 2 E: 0 K: 2 S: 19	H: 3 LOB: 3 BB: 2 P: 39	R: 0 E: 0 K: 1 S: 6	H: 0 LOB: 0 BB: 0 P: 10	1B: 7 2B: 3 3B: 0 HR: 3	SF: 0 SAC: 0 DP: 0 HBP: 1	WP: 0 PB: 0 SB: 0 CS: 0	PA: 44
PITCHER	IP WLS BF H R ER SO BB IBB HBP BLK WP HR S P ERA WHIP																					
Danny Graves, R ERA: 10.8	(1, 1) 5.0 25 8 6 6 3 2 0 0 1 0 0 1 55 89 6.75 1.500																					
Scott Sullivan, R ERA: 2.08	(6, 1) 1.1 H 6 2 1 1 2 0 0 0 0 0 0 1 22 31 0.00 0.000																					
Gabe White, L ERA: 3.38	(7, 1) 0.2 H 2 0 0 0 0 0 0 0 0 0 0 0 3 3 0.00 0.000																					
John Riedling, R ERA: 15.43	(8, 1) 0.1 B 5 3 2 2 0 1 0 0 0 0 0 1 12 24 54.00 12.000																					
Scott Williamson, R ERA:	(8, 1) 1.2 W 6 0 0 0 3 1 0 0 0 0 0 0 0 13 25 0.00 0.600																					

Batter	1	2	3	4	5	6	7	8	9	AB	R	H	RBI	BB	SO	LOB	BOTTOM			
Barry Larkin, R OBP: 0.438, SLG: 0.500	G3		HR			G6-3				4	1	3	1	1	0	0	Chicago Cubs @ Cincinnati Reds Great American Ball Park, Cincinnati, OH Fri Apr 04 2003, 7:10 PM EST Att: 29,048 - Cloudy - 74 F			
Aaron Boone, R OBP: 0.222, SLG: 0.611	G3		HR		1B			F7		5	2	1	2	0	1	3				
Ken Griffey Jr., L OBP: 0.353, SLG: 0.600	L9				1B			F8		4	1	1	0	1	0	2				
Austin Kearns, R OBP: 0.563, SLG: 0.923	K				1B			F8		4	2	3	2	0	1	1				
Sean Casey, L OBP: 0.125, SLG: 0.313					1B			F8		4	1	0	0	0	0	4				
Brandon Larson, R OBP: 0.143, SLG: 0.083										2	0	0	1	0	1	0				
Scott Sullivan, R										0	0	0	0	0	0	0				
Gabe White, L										0	0	0	0	0	0	0				
Reggie Taylor, L OBP: 0.667, SLG: 0.667										1	0	1	0	0	0	0				
Adam Dunn, L OBP: 0.290, SLG: 0.357										3	2	1	1	1	1	1				
John Riedling, R										0	0	0	0	0	0	0				
Scott Williamson, R										0	0	0	0	0	0	0				
Jason LaRue, R OBP: 0.313, SLG: 0.357										3	1	1	3	0	0	0				
Danny Graves, R										2	0	0	0	0	0	0				
Felipe Lopez, S										1	0	0	0	0	0	0				
Inning Stats	R: 0 E: 0 K: 1 S: 8	H: 1 LOB: 1 BB: 0 P: 15	R: 1 E: 0 K: 0 S: 5	H: 1 LOB: 0 BB: 0 P: 8	R: 6 E: 1 K: 0 S: 17	H: 4 LOB: 1 BB: 2 P: 30	R: 1 E: 0 K: 0 S: 10	H: 2 LOB: 2 BB: 1 P: 17	R: 0 E: 0 K: 2 S: 8	H: 0 LOB: 0 BB: 0 P: 12	R: 0 E: 0 K: 1 S: 7	H: 0 LOB: 0 BB: 0 P: 12	R: 1 E: 0 K: 0 S: 11	H: 2 LOB: 1 BB: 0 P: 16	R: 1 E: 0 K: 0 S: 8	H: 1 LOB: 1 BB: 0 P: 15	1B: 6 2B: 2 3B: 0 HR: 3	SF: 1 SAC: 1 DP: 0 HBP: 1	WP: 0 PB: 0 SB: 0 CS: 0	PA: 39
PITCHER	IP WLS BF H R ER SO BB IBB HBP BLK WP HR S P ERA WHIP																			
Shawn Estes, L ERA: 9.0	(1, 1) 4.0 23 8 4 1 3 0 0 0 0 0 0 1 26 40 3.00 0.667																			
Juan Cruz, R ERA: 1.8	(5, 1) 3.0 11 2 1 1 3 0 0 0 0 0 0 1 26 40 3.00 0.667																			
Dave Veres, R ERA: 16.2	(8, 1) 0.2 L 4 1 1 1 0 0 0 0 1 1 0 0 7 14 13.50 1.500																			
Mark Guthrie, L ERA:	(8, 1) 0.1 1 0 0 0 0 0 0 0 0 0 0 0 1 1 0.00 0.000																			



Batter	1	2	3	4	5	6	7	8	9	AB	R	H	RBI	BB	SO	LOB	TOP					
Mark Grudzielanek, R OBP: 0.542, SLG: 0.591	0-1 SH 2B	0-0 FC6-4		0-0 G6-3		1-1 G5-3			0-1 G6-4-3 1B	5	1	2	0	0	0	2						
Alex Gonzalez, R OBP: 0.429, SLG: 0.760	0-0 SH 1B	0-0 G5-4-3		1-0 G5-3		1-0 G5-3			1-3 K	4	1	1	0	0	1	3						
Sammy Sosa, R OBP: 0.586, SLG: 0.471	4-1 1B FC5 BB		1-2 G5-3		2-0 L4				1-2 G6-4-3	3	1	0	0	2	0	1						
Moises Alou, R OBP: 0.429, SLG: 0.480	1-2 F8		0-2 G5-3		0-0 G5-3				2-1 F9	4	0	0	0	0	0	4						
Hee-Seop Choi, L OBP: 0.529, SLG: 0.667	4-2 FC5 1B		2-2 2B		2-1 E8				0-0 P3	2	0	1	0	1	0	0						
Eric Karros, R OBP: 0.250, SLG: 0.100	1-2 FC5 BB		1-2 2B		0-1 E8					1	0	0	0	0	0	2						
Corey Patterson, L OBP: 0.393, SLG: 0.630	0-0 E 1B		0-1 2B		0-1 G4-3				0-1 F7	4	1	2	1	0	0	1						
Lenny Harris, L OBP: 0.375, SLG: 0.750	3-2 FC5 1B		1-0 G4-3		0-0 G5-4-3 1B				0-0 F7	4	0	1	1	0	0	3						
Damian Miller, R OBP: 0.222, SLG: 0.389	1-2 F8		0-2 SH5-4 2B		0-0 G5-4-3				0-1 2B	4	0	2	0	0	0	2						
34 Kerry Wood, R OBP: 0.400, SLG: 0.400		0-1 FC6-4 1B		0-0 SH5-4		1-1 G5-3			0-0 F8	2	0	1	0	0	0	0						
Mark Bellhorn, S OBP: 0.304, SLG: 0.168										1	0	0	0	0	0	1						
Mark Guthrie, R OBP: 0.222, SLG: 0.168										0	0	0	0	0	0	0						
Joe Borowski, R OBP: 0.222, SLG: 0.168										0	0	0	0	0	0	0						
Inning Stats	R: 4 E: 2 K: 0 S: 18	H: 2 LOB: 1 BB: 2 P: 31	R: 0 E: 0 K: 0 S: 4	H: 1 LOB: 0 BB: 0 P: 4	R: 0 E: 0 K: 0 S: 12	H: 2 LOB: 2 BB: 0 P: 16	R: 0 E: 0 K: 0 S: 6	H: 1 LOB: 1 BB: 0 P: 7	R: 0 E: 1 K: 0 S: 6	H: 0 LOB: 1 BB: 0 P: 10	R: 0 E: 0 K: 0 S: 4	H: 1 LOB: 0 BB: 5 P: 5	R: 0 E: 0 K: 0 S: 6	H: 1 LOB: 1 BB: 14 P: 14	R: 0 E: 0 K: 1 S: 8	H: 1 LOB: 0 BB: 10 P: 10	1B: 5 2B: 5 3B: 0 HR: 0	SF: 0 SAC: 2 DP: 3 HBP: 0	WP: 0 PB: 0 SB: 0 CS: 0	PA: 39		
PITCHER	IP WLS BF H R ER SO BB IBB HBP BLK WP HR S P ERA WHIP	IP WLS BF H R ER SO BB IBB HBP BLK WP HR S P ERA WHIP	IP WLS BF H R ER SO BB IBB HBP BLK WP HR S P ERA WHIP	IP WLS BF H R ER SO BB IBB HBP BLK WP HR S P ERA WHIP	IP WLS BF H R ER SO BB IBB HBP BLK WP HR S P ERA WHIP	IP WLS BF H R ER SO BB IBB HBP BLK WP HR S P ERA WHIP	IP WLS BF H R ER SO BB IBB HBP BLK WP HR S P ERA WHIP	IP WLS BF H R ER SO BB IBB HBP BLK WP HR S P ERA WHIP	IP WLS BF H R ER SO BB IBB HBP BLK WP HR S P ERA WHIP	IP WLS BF H R ER SO BB IBB HBP BLK WP HR S P ERA WHIP	IP WLS BF H R ER SO BB IBB HBP BLK WP HR S P ERA WHIP	IP WLS BF H R ER SO BB IBB HBP BLK WP HR S P ERA WHIP	IP WLS BF H R ER SO BB IBB HBP BLK WP HR S P ERA WHIP	IP WLS BF H R ER SO BB IBB HBP BLK WP HR S P ERA WHIP	IP WLS BF H R ER SO BB IBB HBP BLK WP HR S P ERA WHIP	IP WLS BF H R ER SO BB IBB HBP BLK WP HR S P ERA WHIP	IP WLS BF H R ER SO BB IBB HBP BLK WP HR S P ERA WHIP	IP WLS BF H R ER SO BB IBB HBP BLK WP HR S P ERA WHIP	IP WLS BF H R ER SO BB IBB HBP BLK WP HR S P ERA WHIP	IP WLS BF H R ER SO BB IBB HBP BLK WP HR S P ERA WHIP	IP WLS BF H R ER SO BB IBB HBP BLK WP HR S P ERA WHIP	IP WLS BF H R ER SO BB IBB HBP BLK WP HR S P ERA WHIP

Chicago Cubs @ Cincinnati Reds
Great American Ball Park, Cincinnati, OH
Sun Apr 06 2003, 1:15 PM EDT
Att: 24,023 - Overcast - 38 F

AB 34
R 4
H 10
RBI 2
BB 3
SO 1
LOB 19



Batter	1	2	3	4	5	6	7	8	9	AB	R	H	RBI	BB	SO	LOB	BOTTOM					
Barry Larkin, R OBP: 0.320, SLG: 0.348	1-0 G5-3		3-2 P4			0-3 K	3-2 G6-3			4	0	0	0	0	1	1						
Aaron Boone, R OBP: 0.222, SLG: 0.593	2-1 P6			0-0 F8		3-1 1B	2-2 L9			4	1	1	0	0	0	1						
Adam Dunn, L OBP: 0.292, SLG: 0.619	1-2 P6		2-2 G3-1			4-2 1B BB			3-3 K	3	1	0	0	1	1	0						
Austin Kearns, R OBP: 0.500, SLG: 0.850		0-0 HR		1-0 2B 1B		0-0 P6			2-0 G1-3	4	2	2	1	0	0	2						
Sean Casey, L OBP: 0.292, SLG: 0.565	0-1 F7		1-2 1H 2B			2-1 1B	1-2 1B		1-2 HR	4	1	3	3	0	0	0						
Brandon Larson, R OBP: 0.187, SLG: 0.125		0-3 K		3-3 K		2-2 1B			0-1 F7	3	0	1	1	0	2	1						
Gabe White, L OBP: 0.222, SLG: 0.286						1-2 2H 1B				0	0	0	0	0	0	0						
Ruben Mateo, R OBP: 0.222, SLG: 0.286										0	0	0	0	0	0	0						
Scott Williamson, R OBP: 0.222, SLG: 0.286										0	0	0	0	0	0	0						
Reggie Taylor, L OBP: 0.286, SLG: 0.286						1-3 K	1-3 K			3	0	0	0	0	3	2						
Jason LaRue, R OBP: 0.304, SLG: 0.263			0-0 F9		1-3 K				0-2 F9	3	0	0	0	0	1	0						
Paul Wilson, R OBP: 0.273, SLG: 0.222			0-0 G6-3		1-3 K				2-2 G6-3 2B	2	0	0	0	0	1	0						
Inning Stats	R: 0 E: 0 K: 0 S: 6	H: 0 LOB: 0 BB: 0 P: 10	R: 1 E: 0 K: 2 S: 9	H: 1 LOB: 0 BB: 0 P: 10	R: 0 E: 0 K: 0 S: 6	H: 0 LOB: 0 BB: 0 P: 9	R: 1 E: 0 K: 1 S: 11	H: 2 LOB: 1 BB: 0 P: 18	R: 0 E: 0 K: 3 S: 10	H: 0 LOB: 0 BB: 0 P: 13	R: 2 E: 0 K: 2 S: 19	H: 3 LOB: 2 BB: 1 P: 31	R: 0 E: 0 K: 0 S: 13	H: 1 LOB: 1 BB: 0 P: 20	R: 1 E: 0 K: 1 S: 10	H: 1 LOB: 0 BB: 0 P: 16	1B: 3 2B: 2 3B: 1 HR: 2	SF: 0 SAC: 0 DP: 0 HBP: 0	WP: 0 PB: 0 SB: 0 CS: 0	PA: 33		
PITCHER	IP WLS BF H R ER SO BB IBB HBP BLK WP HR S P ERA WHIP	IP WLS BF H R ER SO BB IBB HBP BLK WP HR S P ERA WHIP	IP WLS BF H R ER SO BB IBB HBP BLK WP HR S P ERA WHIP	IP WLS BF H R ER SO BB IBB HBP BLK WP HR S P ERA WHIP	IP WLS BF H R ER SO BB IBB HBP BLK WP HR S P ERA WHIP	IP WLS BF H R ER SO BB IBB HBP BLK WP HR S P ERA WHIP	IP WLS BF H R ER SO BB IBB HBP BLK WP HR S P ERA WHIP	IP WLS BF H R ER SO BB IBB HBP BLK WP HR S P ERA WHIP	IP WLS BF H R ER SO BB IBB HBP BLK WP HR S P ERA WHIP	IP WLS BF H R ER SO BB IBB HBP BLK WP HR S P ERA WHIP	IP WLS BF H R ER SO BB IBB HBP BLK WP HR S P ERA WHIP	IP WLS BF H R ER SO BB IBB HBP BLK WP HR S P ERA WHIP	IP WLS BF H R ER SO BB IBB HBP BLK WP HR S P ERA WHIP	IP WLS BF H R ER SO BB IBB HBP BLK WP HR S P ERA WHIP	IP WLS BF H R ER SO BB IBB HBP BLK WP HR S P ERA WHIP	IP WLS BF H R ER SO BB IBB HBP BLK WP HR S P ERA WHIP	IP WLS BF H R ER SO BB IBB HBP BLK WP HR S P ERA WHIP	IP WLS BF H R ER SO BB IBB HBP BLK WP HR S P ERA WHIP	IP WLS BF H R ER SO BB IBB HBP BLK WP HR S P ERA WHIP	IP WLS BF H R ER SO BB IBB HBP BLK WP HR S P ERA WHIP	IP WLS BF H R ER SO BB IBB HBP BLK WP HR S P ERA WHIP	IP WLS BF H R ER SO BB IBB HBP BLK WP HR S P ERA WHIP

Chicago Cubs @ Cincinnati Reds
Great American Ball Park, Cincinnati, OH
Sun Apr 06 2003, 1:15 PM EDT
Att: 24,023 - Overcast - 38 F

AB 32
R 5
H 8
RBI 5
BB 1
SO 9
LOB 7



Batter	1	2	3	4	5	6	7	8	9	10	AB	R	H	RBI	BB	SO	LOB	
Barry Larkin, R OBP: 0.267, SLG: 0.286 Scott Williamson, R (10, 1)	G4-3		G4-3		F9			P5		K	5	0	0	0	0	1	1	
Aaron Boone, R OBP: 0.250, SLG: 0.548 (1, 4)	1B		G3-1			G6-3				L4	4	0	1	0	1	0	0	
Adam Dunn, L OBP: 0.250, SLG: 0.520 (1, 7)	P4		K			G4-3					4	0	0	0	0	2	3	
Austin Kearns, R OBP: 0.454, SLG: 0.739 (9, 9)	G1-3				G6-3					FC1-6 BB	3	0	0	0	1	0	1	
Sean Casey, L OBP: 0.250, SLG: 0.481 (1, 3)			K		G4-3			G4-3		FC1-6 BB	4	0	0	0	0	1	1	
Brandon Larson, R OBP: 0.227, SLG: 0.111 (1, 5)			F8					L4			2	0	0	0	2	0	0	
Reggie Taylor, L OBP: 0.300, SLG: 0.500 Jose Guillen, R (9, PH) (9, 9)			1B					G4-3		G4-6-3 BB	3	1	1	0	0	1	1	
Jason LaRue, R OBP: 0.370, SLG: 0.478 (1, 2)			3B					G4-3		G4-6-3	1	0	0	0	0	0	2	
Ryan Dempster, R Felipe Lopez, S OBP: 0.250, SLG: 0.200 (10, PH) (10, 6)			1B					WP 1B		HR	4	1	3	2	0	0	0	
Inning Stats	R: 0 E: 0 K: 0 S: 7	H: 1 LOB: 1 BB: 0 P: 11	R: 1 E: 0 K: 1 S: 13	H: 2 LOB: 1 BB: 0 P: 18	R: 0 E: 0 K: 1 S: 10	H: 0 LOB: 0 BB: 1 P: 15	R: 0 E: 0 K: 1 S: 15	H: 0 LOB: 0 BB: 0 P: 10	R: 0 E: 0 K: 0 S: 3	H: 0 LOB: 0 BB: 0 P: 4	R: 0 E: 0 K: 0 S: 6	H: 1 LOB: 2 BB: 1 P: 10	R: 0 E: 0 K: 0 S: 7	H: 0 LOB: 1 BB: 2 P: 18	R: 1 E: 0 K: 2 S: 12	H: 1 LOB: 0 BB: 0 P: 16	1B: 3 2B: 0 3B: 1 HR: 1	SF: 0 SAC: 0 DP: 1 HBP: 0
PITCHER	IP WLS BF H R ER SO BB IBB HBP BLK WP HR S P ERA WHIP	IP WLS BF H R ER SO BB IBB HBP BLK WP HR S P ERA WHIP	IP WLS BF H R ER SO BB IBB HBP BLK WP HR S P ERA WHIP	IP WLS BF H R ER SO BB IBB HBP BLK WP HR S P ERA WHIP	IP WLS BF H R ER SO BB IBB HBP BLK WP HR S P ERA WHIP	IP WLS BF H R ER SO BB IBB HBP BLK WP HR S P ERA WHIP	IP WLS BF H R ER SO BB IBB HBP BLK WP HR S P ERA WHIP	IP WLS BF H R ER SO BB IBB HBP BLK WP HR S P ERA WHIP	IP WLS BF H R ER SO BB IBB HBP BLK WP HR S P ERA WHIP	IP WLS BF H R ER SO BB IBB HBP BLK WP HR S P ERA WHIP	IP WLS BF H R ER SO BB IBB HBP BLK WP HR S P ERA WHIP	IP WLS BF H R ER SO BB IBB HBP BLK WP HR S P ERA WHIP	IP WLS BF H R ER SO BB IBB HBP BLK WP HR S P ERA WHIP	IP WLS BF H R ER SO BB IBB HBP BLK WP HR S P ERA WHIP	IP WLS BF H R ER SO BB IBB HBP BLK WP HR S P ERA WHIP	IP WLS BF H R ER SO BB IBB HBP BLK WP HR S P ERA WHIP	IP WLS BF H R ER SO BB IBB HBP BLK WP HR S P ERA WHIP	IP WLS BF H R ER SO BB IBB HBP BLK WP HR S P ERA WHIP


TOP

Cincinnati Reds @ Houston Astros
Minute Maid Park, Houston, TX
Tue Apr 08 2003, 7:05 PM CDT
Att. 18,594 - Dome - 72 F

livebaseballscorecards.com

AB	34
R	2
H	5
RBI	2
BB	4
SO	8
LOB	11

WP: 1 PA: 38
PB: 0
SB: 0
CS: 0



Batter	1	2	3	4	5	6	7	8	9	10	AB	R	H	RBI	BB	SO	LOB			
Craig Biggio, R OBP: 0.355, SLG: 0.429 (1, 8)	FC4 17 G4-6-3 1B		G1-3		G6-4-3 1B			F8		G6-3	5	1	2	0	0	0	0			
Geoff Blum, S OBP: 0.269, SLG: 0.375 (1, 5)	FC4 17 G4-6-3 5 BB				G6-4-3			G6-4-3			4	0	1	0	0	0	3			
5 Jeff Bagwell, R OBP: 0.429, SLG: 0.600 (1, 3)	G4-6-3 17 BB		L6					E6			3	0	1	0	1	0	1			
17 Lance Berkman, S OBP: 0.407, SLG: 0.200 (1, 7)	G4-6-3				F8			G4-3			3	0	0	0	1	0	3			
Jeff Kent, R OBP: 0.370, SLG: 0.480 (1, 4)	F9				G5-3 1B			G4-3			4	0	1	0	0	0	3			
Richard Hidalgo, R OBP: 0.462, SLG: 0.455 (1, 9)			G5-4-3 HBP		G5-3			F8		L6-3 1B	3	0	1	0	0	0	2			
Brad Ausmus, R OBP: 0.409, SLG: 0.737 (1, 2)	L4				F9					L6-3	4	0	0	0	0	1	3			
Julio Lugo, R OBP: 0.136, SLG: 0.136 Orlando Merced, S OBP: 0.400, SLG: 0.600 (10, PH)	G5-4-3									G4-3	3	0	0	0	0	1	1			
44 Roy Oswalt, R OBP: 0.400, SLG: 0.400 Billy Wagner, L Octavio Dotel, R Jose Vizcaino, S OBP: 0.333, SLG: 0.200 (10, PH)			K					G6-3		F7	3	0	1	0	0	1	0			
Inning Stats	R: 1 E: 0 K: 0 S: 7	H: 1 LOB: 0 BB: 0 P: 13	R: 0 E: 0 K: 0 S: 6	H: 0 LOB: 0 BB: 0 P: 9	R: 0 E: 0 K: 1 S: 9	H: 1 LOB: 1 BB: 0 P: 10	R: 0 E: 0 K: 0 S: 5	H: 1 LOB: 1 BB: 0 P: 8	R: 0 E: 0 K: 0 S: 11	H: 2 LOB: 1 BB: 0 P: 17	R: 0 E: 0 K: 0 S: 7	H: 1 LOB: 1 BB: 1 P: 14	R: 0 E: 1 K: 0 S: 6	H: 0 LOB: 1 BB: 0 P: 7	R: 0 E: 0 K: 0 S: 6	H: 1 LOB: 0 BB: 0 P: 7	R: 0 E: 0 K: 0 S: 5	H: 0 LOB: 0 BB: 0 P: 9	1B: 7 2B: 1 3B: 0 HR: 0	SF: 0 SAC: 0 DP: 5 HBP: 1
PITCHER	IP WLS BF H R ER SO BB IBB HBP BLK WP HR S P ERA WHIP	IP WLS BF H R ER SO BB IBB HBP BLK WP HR S P ERA WHIP	IP WLS BF H R ER SO BB IBB HBP BLK WP HR S P ERA WHIP	IP WLS BF H R ER SO BB IBB HBP BLK WP HR S P ERA WHIP	IP WLS BF H R ER SO BB IBB HBP BLK WP HR S P ERA WHIP	IP WLS BF H R ER SO BB IBB HBP BLK WP HR S P ERA WHIP	IP WLS BF H R ER SO BB IBB HBP BLK WP HR S P ERA WHIP	IP WLS BF H R ER SO BB IBB HBP BLK WP HR S P ERA WHIP	IP WLS BF H R ER SO BB IBB HBP BLK WP HR S P ERA WHIP	IP WLS BF H R ER SO BB IBB HBP BLK WP HR S P ERA WHIP	IP WLS BF H R ER SO BB IBB HBP BLK WP HR S P ERA WHIP	IP WLS BF H R ER SO BB IBB HBP BLK WP HR S P ERA WHIP	IP WLS BF H R ER SO BB IBB HBP BLK WP HR S P ERA WHIP	IP WLS BF H R ER SO BB IBB HBP BLK WP HR S P ERA WHIP	IP WLS BF H R ER SO BB IBB HBP BLK WP HR S P ERA WHIP	IP WLS BF H R ER SO BB IBB HBP BLK WP HR S P ERA WHIP	IP WLS BF H R ER SO BB IBB HBP BLK WP HR S P ERA WHIP	IP WLS BF H R ER SO BB IBB HBP BLK WP HR S P ERA WHIP		


BOTTOM

Cincinnati Reds @ Houston Astros
Minute Maid Park, Houston, TX
Tue Apr 08 2003, 7:05 PM CDT
Att. 18,594 - Dome - 72 F

livebaseballscorecards.com


AB	34
R	1
H	7
RBI	0
BB	2
SO	3
LOB	16

WP: 0 PA: 37
PB: 0
SB: 0
CS: 0



Batter	1	2	3	4	5	6	7	8	9	AB	R	H	RBI	BB	SO	LOB	TOP		
Barry Larkin, R OBP: 0.282, SLG: 0.333	2-2 P6			1-1 F8		0-0 G6-3			1-2 1B 3B	4	1	1	0	0	0	0	Cincinnati Reds @ Houston Astros Minute Maid Park, Houston, TX Thu Apr 10 2003, 7:05 PM CDT Att: 20,842 - Cloudy - 72 F		
Aaron Boone, R OBP: 0.275, SLG: 0.486	4-2 G6-4-3 BB			4-1 BB 1B BB		0-1 F7			0-0 P3	2	1	0	0	2	0	1			
Austin Kearns, R OBP: 0.444, SLG: 0.621	2-2 G6-4-3			4-2 CS 1B BB		3-3 K			1-1 1B	3	0	1	1	1	1	1			
Sean Casey, L OBP: 0.333, SLG: 0.543 Wily Mo Peña, R (9, PR)		2-3 K		0-1 CS 1B			0-1 F8		0-2 1B	4	0	2	1	0	1	0			
Jose Guillen, R OBP: 0.333, SLG: 0.200		0-0 CS 1B		3-3 K2			2-0 F7		1-2 P3	4	0	1	0	0	1	4			
Ruben Mateo, R (1, 8)		1-0 F9		3-3 K			1-2 G5-3		0-3 K	4	0	0	0	0	2	5			
Brandon Larson, R OBP: 0.179, SLG: 0.083		2-2 CS 1-2		1-0 P4		0-0 F8			1-3 K	3	0	0	0	0	1	0			
Jason LaRue, R OBP: 0.324, SLG: 0.379				3-3 K		3-3 K			0-3 K	3	0	0	0	0	3	0			
Danny Graves, R Kent Mercker, L Scott Sullivan, R Reggie Taylor, L Josias Manzanillo, R				2-3 K		0-3 K			1-3 K	2	0	0	0	0	2	0			
Inning Stats	R: 0 E: 0 K: 0 S: 9	H: 0 LOB: 0 BB: 1 P: 17	R: 0 E: 0 K: 1 S: 7	H: 1 LOB: 0 BB: 2 P: 10	R: 0 E: 0 K: 2 S: 7	H: 0 LOB: 0 BB: 0 P: 13	R: 1 E: 0 K: 2 S: 14	H: 1 LOB: 2 BB: 2 P: 29	R: 0 E: 0 K: 1 S: 8	H: 0 LOB: 0 BB: 0 P: 11	R: 0 E: 0 K: 0 S: 6	H: 0 LOB: 0 BB: 0 P: 9	R: 0 E: 0 K: 3 S: 10	H: 0 LOB: 0 BB: 0 P: 12	R: 1 E: 0 K: 1 S: 15	H: 3 LOB: 2 BB: 0 P: 18		1B: 4 2B: 0 3B: 1 HR: 0	SF: 0 SAC: 0 DP: 1 HBP: 0
PITCHER	IP WLS BF H R ER SO	IP WLS BF H R ER SO	IP WLS BF H R ER SO	IP WLS BF H R ER SO	IP WLS BF H R ER SO	IP WLS BF H R ER SO	IP WLS BF H R ER SO	IP WLS BF H R ER SO	IP WLS BF H R ER SO	IP WLS BF H R ER SO	IP WLS BF H R ER SO	IP WLS BF H R ER SO	IP WLS BF H R ER SO	IP WLS BF H R ER SO	IP WLS BF H R ER SO	IP WLS BF H R ER SO	ERA WHIP	ERA WHIP	
Jerome Robertson, L ERA: 7.15	7.0 W 24 2 1 1 8																	1.29	0.714
Octavio Dotel, R ERA: 1.8	1.0 H 3 0 0 0 3																	0.00	0.000
Billy Wagner, L ERA: 1.29	1.0 S 6 3 1 1 1																	9.00	3.000

Batter	1	2	3	4	5	6	7	8	9	AB	R	H	RBI	BB	SO	LOB	BOTTOM		
Craig Biggio, R OBP: 0.341, SLG: 0.474	1-1 HR	1-2 F7		3-1 F7		0-0 P5		2-0 G5-3		5	1	1	1	0	0	0	Cincinnati Reds @ Houston Astros Minute Maid Park, Houston, TX Thu Apr 10 2003, 7:05 PM CDT Att: 20,842 - Cloudy - 72 F		
Geoff Blum, S OBP: 0.313, SLG: 0.379	1-2 2B	1-1 5 HBP 1B		0-1 F8		2-2 G3		2-1 F9		5	1	2	0	0	0	0			
5 Jeff Bagwell, R OBP: 0.378, SLG: 0.485	0-0 F9	1-2 HBP		0-0 P4		1-0 E6 17 S		0-0 F9		4	0	0	0	0	0	1			
17 Lance Berkman, S OBP: 0.371, SLG: 0.154	0-1 F7	1-0 F8				1-1 E7 1B		2-3 K		4	1	0	0	0	1	4			
Jeff Kent, R OBP: 0.343, SLG: 0.469	3-2 1B 2B		2-1 E7 G4-3		0-0 F9		2-3 K			4	1	1	1	0	1	1			
Richard Hidalgo, R OBP: 0.441, SLG: 0.414	2-1 BB 1B		3-2 L7		0-1 G5-3		1-1 BB HBP			3	0	1	1	0	0	2			
Gregg Zaun, S OBP: 0.400, SLG: 0.625 Brad Ausmus, R OBP: 0.423, SLG: 0.773	4-1 BB		0-1 G4-3		2-1 1B		1-1 P4			3	0	1	1	1	0	2			
Julio Lugo, R OBP: 0.231, SLG: 0.167	2-2 F9		4-0 FC4-6 IBB		3-H 1B		4-1 BB		1-2 BB	2	0	1	0	2	0	2			
Jerome Robertson, L Orlando Merced, S Octavio Dotel, R Billy Wagner, L		0-1 G1-3		2-2 FC4-6		2-1 G4-3		2-2 F7		3	0	0	0	0	0	4			
Inning Stats	R: 3 E: 0 K: 0 S: 18	H: 4 LOB: 2 BB: 1 P: 31	R: 0 E: 0 K: 0 S: 10	H: 1 LOB: 2 BB: 0 P: 14	R: 0 E: 1 K: 0 S: 10	H: 0 LOB: 2 BB: 1 P: 21	R: 0 E: 0 K: 0 S: 5	H: 0 LOB: 0 BB: 0 P: 8	R: 1 E: 1 K: 0 S: 13	H: 2 LOB: 2 BB: 0 P: 19	R: 0 E: 1 K: 1 S: 11	H: 0 LOB: 1 BB: 1 P: 16	R: 0 E: 0 K: 1 S: 11	H: 0 LOB: 2 BB: 1 P: 21	R: 0 E: 0 K: 0 S: 4	H: 0 LOB: 0 BB: 0 P: 8		1B: 5 2B: 1 3B: 0 HR: 1	SF: 0 SAC: 0 DP: 0 HBP: 2
PITCHER	IP WLS BF H R ER SO	IP WLS BF H R ER SO	IP WLS BF H R ER SO	IP WLS BF H R ER SO	IP WLS BF H R ER SO	IP WLS BF H R ER SO	IP WLS BF H R ER SO	IP WLS BF H R ER SO	IP WLS BF H R ER SO	IP WLS BF H R ER SO	IP WLS BF H R ER SO	IP WLS BF H R ER SO	IP WLS BF H R ER SO	IP WLS BF H R ER SO	IP WLS BF H R ER SO	IP WLS BF H R ER SO	ERA WHIP	ERA WHIP	
Danny Graves, R ERA: 7.99	5.2 L 30 7 4 3 0																	4.76	1.412
Kent Mercker, L ERA: 1.69	0.1 1 0 0 0 1																	0.00	0.000
Scott Sullivan, R ERA: 1.69	1.0 5 0 0 0 1																	0.00	1.000
Josias Manzanillo, R ERA: 5.06	1.0 3 0 0 0 0																	0.00	0.000



Batter	1	2	3	4	5	6	7	8	9	AB	R	H	RBI	BB	SO	LOB	TOP			
11 Jimmy Rollins, S OBP: 0.360, SLG: 0.447										5	1	1	0	0	2	3	Philadelphia Phillies @ Cincinnati Reds Great American Ball Park, Cincinnati, OH Fri Apr 11 2003, 7:10 PM EDT Att: 27,738 - Sunny - 65 F			
Placido Polanco, R OBP: 0.458, SLG: 0.488										4	3	3	1	0	0	0				
Bobby Abreu, L OBP: 0.333, SLG: 0.256										5	0	2	0	0	0	3				
Jim Thome, L OBP: 0.396, SLG: 0.571										4	1	1	1	1	1	3				
Pat Burrell, R OBP: 0.292, SLG: 0.419										5	0	1	0	0	2	4				
David Bell, R OBP: 0.387, SLG: 0.444										5	1	1	0	0	0	3				
Mike Lieberthal, R OBP: 0.524, SLG: 0.656										4	0	0	0	1	0	3				
Marlon Byrd, R OBP: 0.333, SLG: 0.276										3	0	0	0	0	0	1				
2 Tyler Houston, L OBP: 0.250, SLG: 0.250										1	0	1	2	0	0	0				
Terry Adams, R										0	0	0	0	0	0	0				
Jose Mesa, R										0	0	0	0	0	0	0				
39 Brett Myers, R OBP: 0.250, SLG: 0.250										2	0	0	0	0	1	0				
Nick Punto, S OBP: 0.167, SLG: 0.167										1	0	0	0	0	0	0				
Hector Mercado, L										0	0	0	0	0	0	0				
Ricky Ledee, L OBP: 0.556, SLG: 0.429										1	0	1	0	0	0	0				
Inning Stats	R: 0 E: 0 K: 13	H: 1 LOB: 1 BB: 0 P: 22	R: 0 E: 0 K: 8	H: 1 LOB: 1 BB: 0 P: 13	R: 0 E: 0 K: 12	H: 1 LOB: 2 BB: 0 P: 19	R: 0 E: 0 K: 6	H: 0 LOB: 0 BB: 0 P: 11	R: 0 E: 0 K: 10	H: 2 LOB: 1 BB: 0 P: 16	R: 0 E: 0 K: 10	H: 0 LOB: 0 BB: 0 P: 18	R: 4 E: 1 K: 24	H: 4 LOB: 3 BB: 2 P: 39	R: 1 E: 0 K: 15	H: 2 LOB: 2 BB: 0 P: 24	1B: 8 2B: 2 3B: 0 HR: 1	SF: 0 SAC: 0 DP: 0 HBP: 1	WP: 1 PB: 0 CS: 0	PA: 43
PITCHER	IP WLS BF H R ER SO BB IBB HBP BLK WP HR S P ERA WHIP																			
Paul Wilson, R ERA: 1.42	6.0	24	5	1	1	3	0	0	0	0	0	0	0	0	0	57	92	1.50	0.833	
Scott Sullivan, R ERA: 1.42	7.1	5	2	2	0	0	0	0	0	0	0	0	0	0	0	17	27	0.00	2.000	
Kent Mercker, L ERA: 1.42	8.1	2	0	0	0	0	1	0	0	0	0	0	0	0	0	4	8	0.00	3.000	
John Riedling, R ERA: 8.44	8.1	6	2	2	0	1	1	0	0	0	0	0	0	0	0	13	22	0.00	4.500	
Gabe White, L ERA: 3.6	9.1	3	1	1	1	1	0	0	0	0	0	0	0	0	0	6	9	13.50	1.500	
PITCHER	IP WLS BF H R ER SO BB IBB HBP BLK WP HR S P ERA WHIP																			
Scott Williamson, R ERA:	9.1	3	1	0	0	1	0	0	0	0	0	0	0	0	0	1	15	0.00	3.000	

AB	40
R	6
H	11
RBI	4
BB	2
SO	6
LOB	20



Batter	1	2	3	4	5	6	7	8	9	AB	R	H	RBI	BB	SO	LOB	BOTTOM					
Felipe Lopez, S OBP: 0.263, SLG: 0.294										5	1	2	0	0	1	0	Philadelphia Phillies @ Cincinnati Reds Great American Ball Park, Cincinnati, OH Fri Apr 11 2003, 7:10 PM EDT Att: 27,738 - Sunny - 65 F					
Aaron Boone, R OBP: 0.273, SLG: 0.463										4	0	1	0	0	0	2						
Sean Casey, L OBP: 0.341, SLG: 0.513										4	0	1	0	1	0	1						
Wily Mo Peña, R										0	1	0	0	0	0	0						
Austin Kearns, R OBP: 0.488, SLG: 0.818										4	3	3	4	0	0	1						
Adam Dunn, L OBP: 0.278, SLG: 0.594										3	1	2	2	1	0	2						
Brandon Larson, R OBP: 0.188, SLG: 0.074										3	0	0	0	1	1	3						
Reggie Taylor, L OBP: 0.222, SLG: 0.333										4	0	0	0	0	1	4						
Kelly Stinnett, R OBP: 0.500, SLG: 1.250										4	1	2	1	0	0	0						
Paul Wilson, R										2	0	0	0	0	0	1						
Ruben Mateo, R										1	0	0	0	0	0	0						
Scott Sullivan, R										0	0	0	0	0	0	0						
Kent Mercker, L										0	0	0	0	0	0	0						
John Riedling, R										0	0	0	0	0	0	0						
Jose Guillen, R OBP: 0.296, SLG: 0.167										1	0	0	0	0	0	0						
Gabe White, L										0	0	0	0	0	0	0						
Scott Williamson, R										0	0	0	0	0	0	0						
Inning Stats	R: 1 E: 0 K: 8 S: 8	H: 2 LOB: 2 BB: 1 P: 14	R: 0 E: 0 K: 11 S: 11	H: 2 LOB: 2 BB: 0 P: 17	R: 2 E: 0 K: 9 S: 9	H: 2 LOB: 0 BB: 0 P: 15	R: 0 E: 0 K: 5 S: 5	H: 0 LOB: 0 BB: 0 P: 7	R: 0 E: 0 K: 13 S: 13	H: 1 LOB: 3 BB: 1 P: 20	R: 1 E: 0 K: 10 S: 10	H: 1 LOB: 0 BB: 0 P: 16	R: 1 E: 0 K: 6 S: 6	H: 1 LOB: 1 BB: 1 P: 12	R: 0 E: 0 K: 6 S: 6	H: 0 LOB: 0 BB: 0 P: 9	R: 2 E: 0 K: 4 S: 4	H: 2 LOB: 1 BB: 0 P: 6	1B: 5 2B: 2 3B: 0 HR: 4	SF: 0 SAC: 1 DP: 0 HBP: 1	WP: 0 PB: 0 CS: 0	PA: 40
PITCHER	IP WLS BF H R ER SO BB IBB HBP BLK WP HR S P ERA WHIP																					
39 Brett Myers, R ERA: 3.0	6.0	29	8	4	4	3	2	0	1	0	0	0	0	0	0	2	56	9.00	1.667			
Hector Mercado, L ERA: 5.63	7.1	5	1	1	1	0	1	0	0	0	0	0	0	0	0	1	6	9.00	2.000			
Terry Adams, R ERA:	8.1	3	0	0	0	0	0	0	0	0	0	0	0	0	0	6	9	0.00	0.000			
Jose Mesa, R ERA: 4.91	9.1	3	2	2	2	0	0	0	0	0	0	1	4	6	54.00	6.000						

AB	35
R	7
H	11
RBI	7
BB	3
SO	3
LOB	14



Batter	1	2	3	4	5	6	7	8	9	AB	R	H	RBI	BB	SO	LOB	TOP								
11 Jimmy Rollins, S OBP: 0.357, SLG: 0.434	F7	HBP 1B		F7		F9	G4-3			6	0	2	2	0	0	1	Philadelphia Phillies @ Cincinnati Reds Great American Ball Park, Cincinnati, OH Sat Apr 12 2003, 1:15 PM EDT Att: 28,598 - Sunny - 60 F								
Placido Polanco, R OBP: 0.463, SLG: 0.467	G6-3	HBP			F9	1B BB		FC6-4 1B	G4-3	4	0	1	0	1	0	1									
Bobby Abreu, L OBP: 0.340, SLG: 0.273	E S 1B	F7			K	1-2 1B		FC6-4 1-2		5	0	2	0	0	1	4									
Jim Thome, L OBP: 0.415, SLG: 0.565	FC4-3 BB			FC6-4 1B	2B BB 1B	K		K		4	1	2	0	1	2	3									
Pat Burrell, R OBP: 0.302, SLG: 0.458	FC4-3 1-2			FC6-4 1B	BB 1B 2B		G6-3 2B	F8		5	2	2	0	0	0	4									
David Bell, R OBP: 0.417, SLG: 0.433		G4-3 1B BB		1-3 1B	BB 1B BB		G6-3		E6 2B 1B	3	3	1	0	2	0	1									
Ricky Ledee, L OBP: 0.500, SLG: 0.455		G4-3		L8	1B BB		1B 2B		K	4	1	1	2	1	1	3									
Todd Pratt, R OBP: 0.444, SLG: 0.500		11 1B SH1-4 2H		F9	1-2 2-3 3-H BB		K		11 1B 2B	5	1	3	3	0	1	1									
Kevin Millwood, R Tomas Perez, S Carlos Silva, R Dan Plesac, L Terry Adams, R Marlon Byrd, R Jose Mesa, R		SH1-4		K			K		G6-3	2	0	0	0	0	2	0									
Inning Stats	R: 0 E: 0 K: 0 S: 8	H: 1 LOB: 2 BB: 1 P: 18	R: 1 E: 0 K: 0 S: 17	H: 2 LOB: 3 BB: 1 P: 29	R: 0 E: 0 K: 0 S: 5	H: 2 LOB: 1 BB: 0 P: 7	R: 0 E: 0 K: 1 S: 8	H: 0 LOB: 0 BB: 1 P: 14	R: 3 E: 0 K: 1 S: 14	H: 3 LOB: 2 BB: 2 P: 30	R: 0 E: 0 K: 2 S: 10	H: 1 LOB: 2 BB: 1 P: 22	R: 2 E: 0 K: 1 S: 13	H: 3 LOB: 1 BB: 0 P: 20	R: 0 E: 0 K: 1 S: 12	H: 1 LOB: 1 BB: 0 P: 18		R: 2 E: 1 K: 1 S: 16	H: 2 LOB: 1 BB: 0 P: 24	1B: 11 2B: 4 3B: 0 HR: 0	SF: 0 SAC: 1 DP: 0 HBP: 1	WP: 0 PB: 0 SB: 1 CS: 0	PA: 47		
PITCHER	IP	WLS	BF	H	R	ER	SO	BB	IBB	HBP	BLK	WP	HR	S	P	ERA	WHIP								
Jimmy Haynes, R ERA: 10.38	5.0	L	26	8	4	4	2	4	0	1	0	0	0	52	98	7.20	2.400								
Kent Mercker, L ERA:	1.0		5	1	0	0	2	1	0	0	0	0	0	10	22	0.00	2.000								
Josias Manzanillo, R ERA: 7.11	1.0		6	3	2	2	1	0	0	0	0	0	0	13	20	18.00	3.000								
Felix Heredia, L ERA: 2.45	2.0		10	3	2	0	2	0	0	0	0	0	0	28	42	0.00	1.500								

AB	40
R	8
H	15
RBI	8
BB	5
SO	7
LOB	20



Batter	1	2	3	4	5	6	7	8	9	AB	R	H	RBI	BB	SO	LOB	BOTTOM								
Felipe Lopez, S OBP: 0.250, SLG: 0.238	K		P5		K		G4-3		DI 1B BB	4	1	0	0	1	2	1	Philadelphia Phillies @ Cincinnati Reds Great American Ball Park, Cincinnati, OH Sat Apr 12 2003, 1:15 PM EDT Att: 28,598 - Sunny - 60 F								
Aaron Boone, R OBP: 0.306, SLG: 0.478	S 1B			L8	G6-3			1B 1B	DI 1B	5	1	3	1	0	0	0									
Sean Casey, L OBP: 0.326, SLG: 0.465	K			G6-3	G3-1			L7		4	0	0	0	1	1	2									
Austin Keams, R OBP: 0.478, SLG: 0.842	G5-3			HR			G5-3	1B 1B	P6	5	1	2	1	0	0	3									
Adam Dunn, L OBP: 0.275, SLG: 0.639			K	HR			K	K		4	1	1	1	0	3	2									
Brandon Larson, R OBP: 0.222, SLG: 0.100			CS BB		E5 1B		K		1-2 2-H 1B	3	1	1	1	1	1	0									
Reggie Taylor, L OBP: 0.227, SLG: 0.318		P5		1-H S 1B			P3	K		4	0	1	1	0	1	3									
Jason LaRue, R OBP: 0.342, SLG: 0.355	CS		F9	FC6-4 1B					F9	2	0	0	0	1	0	0									
Jimmy Haynes, R Kent Mercker, L Josias Manzanillo, R Ruben Mateo, R Felix Heredia, L Jose Guillen, R			K	FC6-4			F9		G4-3	2	0	0	0	0	1	2									
Inning Stats	R: 0 E: 0 K: 2 S: 10	H: 1 LOB: 1 BB: 0 P: 17	R: 0 E: 0 K: 1 S: 7	H: 0 LOB: 0 BB: 1 P: 15	R: 0 E: 0 K: 1 S: 8	H: 0 LOB: 0 BB: 0 P: 13	R: 3 E: 1 K: 0 S: 14	H: 3 LOB: 2 BB: 1 P: 25	R: 0 E: 0 K: 2 S: 11	H: 0 LOB: 0 BB: 0 P: 16	R: 0 E: 0 K: 0 S: 11	H: 0 LOB: 1 BB: 0 P: 16	R: 1 E: 0 K: 2 S: 16	H: 3 LOB: 2 BB: 0 P: 21	R: 1 E: 0 K: 0 S: 13	H: 1 LOB: 2 BB: 2 P: 25		1B: 6 2B: 0 3B: 0 HR: 2	SF: 0 SAC: 0 DP: 0 HBP: 1	WP: 0 PB: 0 SB: 3 CS: 1	PA: 41				
PITCHER	IP	WLS	BF	H	R	ER	SO	BB	IBB	HBP	BLK	WP	HR	S	P	ERA	WHIP								
Kevin Millwood, R ERA: 3.0	6.0	W	24	4	3	2	7	1	0	0	0	0	0	59	102	3.00	0.833								
Carlos Silva, R ERA: 3.49	1.0	H	5	1	1	1	0	0	0	1	0	0	0	13	20	9.00	1.000								
Dan Plesac, L ERA:	0.2	H	3	1	0	0	1	0	0	0	0	0	0	8	9	0.00	1.500								
Terry Adams, R ERA:	0.1	H	2	1	0	0	1	0	0	0	0	0	0	6	8	0.00	3.000								
Jose Mesa, R ERA: 5.79	1.0		6	1	1	1	0	2	0	0	0	0	0	13	25	9.00	3.000								

AB	35
R	5
H	8
RBI	5
BB	4
SO	9
LOB	14



Batter	1	2	3	4	5	6	7	8	9	AB	R	H	RBI	BB	SO	LOB	TOP			
11 Jimmy Rollins, S OBP: 0.344, SLG: 0.404	K		K	BB 1B BB	F7		F9			4	1	0	0	1	2	2	Philadelphia Phillies @ Cincinnati Reds Great American Ball Park, Cincinnati, OH Sun Apr 13 2003, 1:15 PM EDT Att: 24,535 - Sunny - 55 F			
Placido Polanco, R OBP: 0.476, SLG: 0.510	2B		L8-2	BB 1B BB	G6-3			L8		4	1	2	1	1	0	2				
Bobby Abreu, L OBP: 0.362, SLG: 0.298	G4-3			BB 1B	G6-3			2B		3	2	1	1	2	0	2				
Jim Thome, L OBP: 0.421, SLG: 0.560 Tomas Perez, S OBP: 0.400, SLG: 0.533	G4-3			BB 1B	G6-3			K		4	2	2	2	0	0	2				
Pat Burrell, R OBP: 0.310, SLG: 0.462	K			BB 1B				F8		4	2	1	1	1	1	1				
David Bell, R OBP: 0.400, SLG: 0.394 Nick Punto, S OBP: 0.143, SLG: 0.143	P3			BB 1B				G4-3		3	1	0	2	1	0	1				
Mike Lieberthal, R OBP: 0.499, SLG: 0.595	P3			HR BB				G5-3		5	1	1	2	0	0	1				
Marlon Byrd, R OBP: 0.316, SLG: 0.258 Ricky Ledee, L OBP: 0.200, SLG: 0.643			E6 L8-2	BB 1B				G6-3		1	0	0	0	0	0	0				
Randy Wolf, L OBP: 0.250, SLG: 0.250 Eric Junge, R			SH	BB 1B						3	1	1	1	0	2	0				
Rheal Cormier, L			SH	BB 1B	K					0	0	0	0	0	0	0				
Inning Stats	R: 0 E: 0 K: 1 S: 11	H: 1 LOB: 0 BB: 0 P: 18	R: 0 E: 0 K: 1 S: 7	H: 0 LOB: 0 BB: 0 P: 9	R: 0 E: 1 K: 1 S: 12	H: 0 LOB: 1 BB: 0 P: 18	R: 13 E: 0 K: 1 S: 33	H: 6 LOB: 0 BB: 7 P: 71	R: 0 E: 0 K: 0 S: 9	H: 1 LOB: 1 BB: 0 P: 14	R: 0 E: 0 K: 1 S: 10	H: 0 LOB: 0 BB: 0 P: 15	R: 0 E: 0 K: 1 S: 7	H: 1 LOB: 0 BB: 0 P: 10	R: 0 E: 0 K: 0 S: 6	H: 0 LOB: 0 BB: 0 P: 9	1B: 4 2B: 5 3B: 0 HR: 1	SF: 0 SAC: 1 DP: 1 HBP: 0	WP: 0 PB: 0 SB: 0 CS: 0	PA: 44
PITCHER	IP WLS BF H R ER SO BB IBB HBP BLK WP HR S P ERA WHIP	IP WLS BF H R ER SO BB IBB HBP BLK WP HR S P ERA WHIP	IP WLS BF H R ER SO BB IBB HBP BLK WP HR S P ERA WHIP	IP WLS BF H R ER SO BB IBB HBP BLK WP HR S P ERA WHIP	IP WLS BF H R ER SO BB IBB HBP BLK WP HR S P ERA WHIP	IP WLS BF H R ER SO BB IBB HBP BLK WP HR S P ERA WHIP	IP WLS BF H R ER SO BB IBB HBP BLK WP HR S P ERA WHIP	IP WLS BF H R ER SO BB IBB HBP BLK WP HR S P ERA WHIP	IP WLS BF H R ER SO BB IBB HBP BLK WP HR S P ERA WHIP	IP WLS BF H R ER SO BB IBB HBP BLK WP HR S P ERA WHIP	IP WLS BF H R ER SO BB IBB HBP BLK WP HR S P ERA WHIP	IP WLS BF H R ER SO BB IBB HBP BLK WP HR S P ERA WHIP	IP WLS BF H R ER SO BB IBB HBP BLK WP HR S P ERA WHIP	IP WLS BF H R ER SO BB IBB HBP BLK WP HR S P ERA WHIP	IP WLS BF H R ER SO BB IBB HBP BLK WP HR S P ERA WHIP	IP WLS BF H R ER SO BB IBB HBP BLK WP HR S P ERA WHIP	IP WLS BF H R ER SO BB IBB HBP BLK WP HR S P ERA WHIP			
Ryan Dempster, R ERA: 6.05	3.2	22	5	9	9	3	4	1	0	0	0	0	0	0	1	16	29	22.09	2.455	
Scott Sullivan, R ERA: 8.75	0.1	5	2	4	4	1	2	0	0	0	0	0	0	0	1	16	29	108.00	12.000	
Gabe White, L ERA: 2.57	2.0	7	1	0	0	0	0	0	0	0	0	0	0	0	18	27	0.00	0.500		
Felix Heredia, L ERA: 1.35	3.0	10	1	0	0	2	0	0	0	0	0	0	0	0	23	34	0.00	0.333		

Batter	1	2	3	4	5	6	7	8	9	AB	R	H	RBI	BB	SO	LOB	BOTTOM					
Felipe Lopez, S OBP: 0.214, SLG: 0.200	G4-3		K			G3		G3-1		4	0	0	0	0	1	0	Philadelphia Phillies @ Cincinnati Reds Great American Ball Park, Cincinnati, OH Sun Apr 13 2003, 1:15 PM EDT Att: 24,535 - Sunny - 55 F					
Aaron Boone, R OBP: 0.321, SLG: 0.469	BB				P6	1B 1B		F7		3	0	1	0	1	0	0						
Sean Casey, L OBP: 0.340, SLG: 0.468	L8				F8	1B 1B				4	0	2	0	0	0	1						
Austin Kearns, R OBP: 0.458, SLG: 0.800 Gabe White, L	K				K			F9		2	0	0	0	0	2	1						
Jose Guillen, R OBP: 0.200, SLG: 0.111	K				K					0	0	0	0	0	0	0						
Adam Dunn, L OBP: 0.279, SLG: 0.615 Felix Heredia, L	F8				WP G4-3	1B				2	0	0	0	0	0	0						
Kelly Stinnett, R OBP: 0.600, SLG: 1.400					WP G4-3	1B				1	0	1	0	0	0	0						
Brandon Larson, R OBP: 0.200, SLG: 0.088	K				K					4	0	0	0	0	3	3						
Ruben Mateo, R OBP: 0.154, SLG: 0.083	K				G4-3 WP	1B		G5-3		4	0	1	0	0	1	2						
Jason LaRue, R OBP: 0.317, SLG: 0.324			G5-3		G4-3			G6-3		3	0	0	1	0	0	1						
Ryan Dempster, R ERA: 2.55 Eric Junge, R ERA: 3.66 Rheal Cormier, L ERA: 7.11	G5-3				K					1	0	0	0	0	0	0						
Inning Stats	R: 0 E: 0 K: 1 S: 10	H: 0 LOB: 1 BB: 1 P: 17	R: 0 E: 0 K: 2 S: 11	H: 0 LOB: 0 BB: 0 P: 17	R: 0 E: 0 K: 1 S: 7	H: 0 LOB: 0 BB: 0 P: 12	R: 0 E: 0 K: 1 S: 9	H: 0 LOB: 0 BB: 0 P: 16	R: 1 E: 0 K: 2 S: 15	H: 2 LOB: 1 BB: 0 P: 23	R: 0 E: 0 K: 1 S: 11	H: 2 LOB: 2 BB: 0 P: 17	R: 0 E: 0 K: 1 S: 7	H: 0 LOB: 0 BB: 0 P: 10	R: 0 E: 0 K: 1 S: 6	H: 0 LOB: 0 BB: 0 P: 11	R: 0 E: 0 K: 0 S: 11	H: 2 LOB: 2 BB: 0 P: 16	1B: 5 2B: 1 3B: 0 HR: 0	SF: 0 SAC: 0 DP: 0 HBP: 0	WP: 1 PB: 0 SB: 0 CS: 0	PA: 34
PITCHER	IP WLS BF H R ER SO BB IBB HBP BLK WP HR S P ERA WHIP	IP WLS BF H R ER SO BB IBB HBP BLK WP HR S P ERA WHIP	IP WLS BF H R ER SO BB IBB HBP BLK WP HR S P ERA WHIP	IP WLS BF H R ER SO BB IBB HBP BLK WP HR S P ERA WHIP	IP WLS BF H R ER SO BB IBB HBP BLK WP HR S P ERA WHIP	IP WLS BF H R ER SO BB IBB HBP BLK WP HR S P ERA WHIP	IP WLS BF H R ER SO BB IBB HBP BLK WP HR S P ERA WHIP	IP WLS BF H R ER SO BB IBB HBP BLK WP HR S P ERA WHIP	IP WLS BF H R ER SO BB IBB HBP BLK WP HR S P ERA WHIP	IP WLS BF H R ER SO BB IBB HBP BLK WP HR S P ERA WHIP	IP WLS BF H R ER SO BB IBB HBP BLK WP HR S P ERA WHIP	IP WLS BF H R ER SO BB IBB HBP BLK WP HR S P ERA WHIP	IP WLS BF H R ER SO BB IBB HBP BLK WP HR S P ERA WHIP	IP WLS BF H R ER SO BB IBB HBP BLK WP HR S P ERA WHIP	IP WLS BF H R ER SO BB IBB HBP BLK WP HR S P ERA WHIP	IP WLS BF H R ER SO BB IBB HBP BLK WP HR S P ERA WHIP	IP WLS BF H R ER SO BB IBB HBP BLK WP HR S P ERA WHIP					
Randy Wolf, L ERA: 2.55	6.0	23	4	1	1	8	1	0	0	0	0	0	0	0	63	102	1.50	0.833				
Eric Junge, R ERA: 3.66	2.0	6	0	0	0	2	0	0	0	0	0	0	0	13	21	0.00	0.000					
Rheal Cormier, L ERA: 7.11	1.0	5	2	0	0	0	0	0	0	0	0	0	0	11	16	0.00	2.000					

Batter	1	2	3	4	5	6	7	8	9	AB	R	H	RBI	BB	SO	LOB	TOP										
Felipe Lopez, S OBP: 0.219, SLG: 0.207	F7		F7		E7		SH	F8		4	1	1	2	0	0	0	Cincinnati Reds @ Chicago Cubs Wrigley Field, Chicago, IL Mon Apr 14 2003, 7:05 PM CDT Att: 37,528 - Sunny - 79 F										
Aaron Boone, R OBP: 0.293, SLG: 0.426	P2		G6-3		K		K	K		5	0	0	0	0	3	3											
Sean Casey, L OBP: 0.364, SLG: 0.481	G3-1			G6-3		2B	WP	FC5-4		5	2	3	2	0	0	0											
Austin Kearns, R OBP: 0.434, SLG: 0.727		G4-3		K		K	1B	FC5-4		4	0	0	0	1	2	2											
Adam Dunn, L OBP: 0.319, SLG: 0.610 John Riedling, R		2B		K		2B	CS			2	1	1	1	2	1	0											
Jason LaRue, R OBP: 0.348, SLG: 0.436		WP				1-2	2H	1B		5	2	3	1	0	2	2											
Reggie Taylor, L OBP: 0.192, SLG: 0.269		SH1-3		K		G3-1		K		4	0	0	1	0	3	5											
Brandon Larson, R OBP: 0.227, SLG: 0.108		K		E1			SH	HR		3	3	1	0	1	1	1											
Jimmy Anderson, L			G1-3		SH2-3		SH	1B		1	0	0	0	0	0	0											
Kent Mercker, L							1B	HR		0	0	0	0	0	0	0											
Scott Sullivan, R							1B			0	0	0	0	0	0	0											
Jose Guillen, R OBP: 0.333, SLG: 0.545							1B	HR		2	2	2	2	0	0	0											
Inning Stats	R: 0 E: 0 K: 0 S: 6	H: 0 LOB: 0 BB: 0 P: 9	R: 2 E: 0 K: 1 S: 14	H: 1 LOB: 0 BB: 23 P: 21	R: 0 E: 0 K: 0 S: 10	H: 0 LOB: 0 BB: 0 P: 13	R: 0 E: 0 K: 2 S: 9	H: 0 LOB: 0 BB: 0 P: 12	R: 2 E: 2 K: 2 S: 13	H: 2 LOB: 1 BB: 0 P: 15	R: 1 E: 0 K: 1 S: 13	H: 2 LOB: 1 BB: 1 P: 23	R: 4 E: 1 K: 3 S: 27	H: 3 LOB: 2 BB: 2 P: 43	R: 2 E: 0 K: 1 S: 14	H: 3 LOB: 1 BB: 0 P: 19	R: 0 E: 0 K: 3 S: 9	H: 0 LOB: 0 BB: 0 P: 13	1B: 7 2B: 3 3B: 0 HR: 1	SF: 0 SAC: 3 DP: 0 HBP: 0	WP: 2 PB: 0 SB: 0 CS: 1	PA: 43					
PITCHER	IP	WLS	BF	H	R	ER	SO	BB	IBB	HBP	BLK	WP	HR	S	P	ERA	WHIP										
22 Mark Prior, R ERA: 1.71	6.0	L	25	5	5	3	6	2	0	0	0	1	0	65	95	4.50	1.167										
Juan Cruz, R ERA: 8.53	0.1		6	2	4	3	1	2	0	0	0	0	0	17	29	81.00	12.000										
Mike Remlinger, L ERA: 4.15	0.2		3	1	0	0	2	0	0	0	0	0	0	14	14	0.00	1.500										
Dave Veres, R ERA: 7.94	2.0		9	3	2	2	4	0	0	0	0	0	1	23	32	9.00	1.500										

Batter	1	2	3	4	5	6	7	8	9	AB	R	H	RBI	BB	SO	LOB	BOTTOM										
Mark Grudzielanek, R OBP: 0.352, SLG: 0.404	G2-3		G4-3			FC6-4			K	5	0	1	0	0	1	5	Cincinnati Reds @ Chicago Cubs Wrigley Field, Chicago, IL Mon Apr 14 2003, 7:05 PM CDT Att: 37,528 - Sunny - 79 F										
Alex Gonzalez, R OBP: 0.415, SLG: 0.521	K		F9		G5-3		K	G5-3		5	0	0	0	0	2	3											
Sammy Sosa, R OBP: 0.500, SLG: 0.475	K				FC4-6		G5-3			4	2	2	0	0	1	0											
Moises Alou, R OBP: 0.426, SLG: 0.511		F9			FC4-6		G5-3			4	1	2	1	0	0	0											
Eric Karros, R OBP: 0.333, SLG: 0.222		F7-4			FC4-6		G6-3			4	0	2	0	0	0	2											
Mark Bellhorn, S OBP: 0.283, SLG: 0.222		1B			SF9		G3-1			3	0	2	2	0	0	0											
Corey Patterson, L OBP: 0.340, SLG: 0.468		F7-4			G4-3		K	K		4	0	0	0	0	2	5											
Damian Miller, R OBP: 0.282, SLG: 0.526			G6-3		G6-3		K	G5-3		4	0	0	0	0	1	2											
22 Mark Prior, R ERA: 1.71 Troy O'Leary, L			G4-3		F8		FC6-4			2	0	1	0	0	0	0											
Juan Cruz, R							IBB			0	0	0	0	0	0	0											
Mike Remlinger, L										0	0	0	0	0	0	0											
Dave Veres, R										0	0	0	0	0	0	0											
Lenny Harris, L OBP: 0.308, SLG: 0.338										1	0	1	0	0	0	0											
Inning Stats	R: 0 E: 0 K: 2 S: 9	H: 0 LOB: 0 BB: 0 P: 15	R: 0 E: 0 K: 0 S: 7	H: 2 LOB: 1 BB: 0 P: 12	R: 0 E: 0 K: 0 S: 9	H: 1 LOB: 1 BB: 0 P: 13	R: 1 E: 0 K: 0 S: 7	H: 2 LOB: 1 BB: 0 P: 11	R: 0 E: 0 K: 2 S: 17	H: 4 LOB: 3 BB: 1 P: 29	R: 0 E: 0 K: 1 S: 7	H: 0 LOB: 0 BB: 0 P: 11	R: 0 E: 0 K: 1 S: 7	H: 0 LOB: 0 BB: 0 P: 9	R: 0 E: 0 K: 1 S: 9	H: 1 LOB: 1 BB: 0 P: 15	1B: 8 2B: 4 3B: 0 HR: 0	SF: 1 SAC: 0 DP: 1 HBP: 0	WP: 0 PB: 0 SB: 0 CS: 0	PA: 38							
PITCHER	IP	WLS	BF	H	R	ER	SO	BB	IBB	HBP	BLK	WP	HR	S	P	ERA	WHIP										
Jimmy Anderson, L ERA: 7.47	5.0	W	24	10	3	3	2	0	0	0	0	0	0	44	70	5.40	2.000										
Kent Mercker, L ERA	0.1	H	1	0	0	0	1	0	0	0	0	0	0	3	5	0.00	0.000										
Scott Sullivan, R ERA: 6.14	0.2	H	3	0	0	0	1	0	1	0	0	0	0	9	15	0.00	0.000										
John Riedling, R ERA: 5.4	3.0	S	10	1	0	0	3	0	0	0	0	0	0	23	35	0.00	0.333										

AB	36
R	11
H	11
RBI	9
BB	4
SO	13
LOB	13



Batter	1	2	3	4	5	6	7	8	9	AB	R	H	RBI	BB	SO	LOB	TOP				
Felipe Lopez, S OBP: 0.222, SLG: 0.188 (1, 6)	G5-3			G1-3 BB		G5-3		F7		3	0	0	0	1	0	2					
Aaron Boone, R OBP: 0.279, SLG: 0.404 Josias Manzanillo, R (6, 1) Jose Guillen, R OBP: 0.385, SLG: 0.583 Felix Heredia, L (8, 1)	L8			G1-3		F7		1B		3	0	0	0	0	0	2					
Sean Casey, L OBP: 0.373, SLG: 0.473 (1, 3)	G5-3			G4-6-3 HBP				F9		3	1	1	0	0	0	2					
Austin Kearns, R OBP: 0.404, SLG: 0.667 (1, 9)		G4-3		G4-6-3				F8		4	0	0	0	0	0	3					
Adam Dunn, L OBP: 0.294, SLG: 0.556 (1, 7)	K					F8		G4-3		4	0	0	1	0	1	0					
Ruben Mateo, R OBP: 0.235, SLG: 0.133 (1, 8)	G5-3					G4-3		WP 1B		3	0	1	0	1	0	0					
Brandon Larson, R OBP: 0.208, SLG: 0.098 (1, 5)				K		F9		G1-3		4	0	0	0	0	2	2					
Kelly Stinnett, R OBP: 0.500, SLG: 1.125 (1, 2)				G4-3				2B		3	0	1	0	0	0	0					
Danny Graves, R (1, 1) Wily Mo Peña, R (6, PH) Juan Castro, R OBP: 1.000, SLG: 1.000 (6, 4)				K				K		1	0	0	0	0	1	0					
Inning Stats	R: 0 E: 0 K: 0 S: 6	H: 0 LOB: 0 BB: 0 P: 13	R: 0 E: 0 K: 1 S: 6	H: 0 LOB: 0 BB: 0 P: 9	R: 0 E: 0 K: 2 S: 10	H: 0 LOB: 0 BB: 0 P: 13	R: 0 E: 0 K: 0 S: 4	H: 0 LOB: 1 BB: 1 P: 13	R: 0 E: 0 K: 1 S: 6	H: 1 LOB: 1 BB: 0 P: 9	R: 1 E: 0 K: 0 S: 8	H: 2 LOB: 1 BB: 0 P: 15	R: 0 E: 0 K: 1 S: 11	H: 2 LOB: 2 BB: 0 P: 17	R: 0 E: 0 K: 1 S: 7	H: 0 LOB: 1 BB: 1 P: 14	1B: 4 2B: 1 3B: 0 HR: 0	SF: 0 SAC: 0 DP: 1 HBP: 1	WP: 1 PB: 0 SB: 0 CS: 0	PA: 34	
PITCHER	IP	WLS	BF	H	R	ER	SO	BB	IBB	HBP	BLK	WP	HR	S	P	ERA	WHIP				
Shawn Estes, L ERA: 3.5 Kyle Farnsworth, R ERA: 3.18	(1, 1)	8.0	W	30	5	1	1	4	1	0	1	0	0	57	100	1.12	0.750				
PITCHER	IP	WLS	BF	H	R	ER	SO	BB	IBB	HBP	BLK	WP	HR	S	P	ERA	WHIP				

Cincinnati Reds @ Chicago Cubs
Wrigley Field, Chicago, IL
Tue Apr 15 2003, 1:20 PM CDT
Att: 31,642 - Sunny - 79 F

AB	31
R	1
H	5
RBI	1
BB	2
SO	5
LOB	12



Batter	1	2	3	4	5	6	7	8	9	AB	R	H	RBI	BB	SO	LOB	BOTTOM					
Corey Patterson, L OBP: 0.345, SLG: 0.481 (1, 8)	G4-3		L5	2B	E	K				5	1	2	2	0	1	2						
Alex Gonzalez, R OBP: 0.379, SLG: 0.472 (1, 6)	G1-3		L5	L6	E5			P3		5	0	0	0	0	0	5						
Sammy Sosa, R OBP: 0.525, SLG: 0.614 (1, 9)	2B			HR				K		4	1	3	3	1	1	0						
Troy O'Leary, L OBP: 0.167, SLG: 0.100 (1, 7)	G6-3			1B	G4-3			K		5	1	1	0	0	1	6						
Hee-Seop Choi, L OBP: 0.462, SLG: 0.500 (1, 3)		K		1B	2B	HR		K		4	3	2	1	1	2	0						
Ramon Martinez, R OBP: 0.287, SLG: 0.308 (1, 4)	G5-3			1B	FC4-6	G6-3		L7		5	2	2	1	0	0	0						
Mark Bellhorn, S OBP: 0.314, SLG: 0.325 (1, 5)	K			SF	G1-3			BB		4	2	2	3	1	1	1						
Paul Bako, L OBP: 0.471, SLG: 0.571 (1, 2)				SF	FC4-6			K		3	0	2	1	1	1	1						
Shawn Estes, R Kyle Farnsworth, R (9, 1)	SH1-4			1B	B3	FC4-6		SH1-4		2	1	0	0	0	0	4						
Inning Stats	R: 0 E: 0 K: 0 S: 11	H: 1 LOB: 1 BB: 0 P: 18	R: 0 E: 0 K: 2 S: 9	H: 0 LOB: 0 BB: 0 P: 14	R: 0 E: 0 K: 0 S: 4	H: 1 LOB: 1 BB: 0 P: 5	R: 5 E: 1 K: 0 S: 12	H: 5 LOB: 3 BB: 2 P: 31	R: 4 E: 1 K: 0 S: 19	H: 4 LOB: 2 BB: 1 P: 31	R: 2 E: 0 K: 1 S: 14	H: 3 LOB: 1 BB: 0 P: 21	R: 0 E: 0 K: 2 S: 8	H: 0 LOB: 0 BB: 0 P: 12	R: 0 E: 0 K: 2 S: 9	H: 0 LOB: 1 BB: 1 P: 19	1B: 7 2B: 4 3B: 0 HR: 3	SF: 1 SAC: 2 DP: 0 HBP: 0	WP: 0 PB: 0 SB: 1 CS: 0	PA: 44		
PITCHER	IP	WLS	BF	H	R	ER	SO	BB	IBB	HBP	BLK	WP	HR	S	P	ERA	WHIP					
Danny Graves, R ERA: 8.62 Josias Manzanillo, R ERA: 7.56 Felix Heredia, L ERA: 1.17	(1, 1)	5.0	L	31	11	9	6	2	2	1	0	0	0	2	22	33	9.00	1.500				
PITCHER	IP	WLS	BF	H	R	ER	SO	BB	IBB	HBP	BLK	WP	HR	S	P	ERA	WHIP					

Cincinnati Reds @ Chicago Cubs
Wrigley Field, Chicago, IL
Tue Apr 15 2003, 1:20 PM CDT
Att: 31,642 - Sunny - 79 F


AB	37
R	11
H	14
RBI	11
BB	4
SO	7
LOB	19



Batter	1	2	3	4	5	6	7	8	9	AB	R	H	RBI	BB	SO	LOB	TOP								
Felipe Lopez, S OBP: 0.268, SLG: 0.270 (1, 6)	G4-3		G4-3 PB 1B	F7			2-1 2B	1-2 1B		5	1	3	0	0	0	2									
Aaron Boone, R OBP: 0.273, SLG: 0.377 (1, 4)	F7		F9	1-0 PB HBP			2-3 K	0-0 P4		4	0	0	0	0	1	4									
Sean Casey, L OBP: 0.375, SLG: 0.483 (1, 3)	2-2 2B		G4-3 1-3	1-3 K			0-2 F7	3-1 BB WP 1B		5	1	2	0	0	1	4									
Austin Kearns, R OBP: 0.435, SLG: 0.653 (1, 8)	0-3 K		4-1 PB BB		4-0 G6-4-3 BB		4-0 BB	4-2 WP BB		1	0	0	0	4	1	1									
Adam Dunn, L OBP: 0.321, SLG: 0.542 (1, 7)		2-1 G6-3 HBP 1B	4-2 1-2 BB		2-1 G6-4-3		1-3 K	4-1 WP BB		3	0	1	0	2	1	3									
Jason LaRue, R OBP: 0.247, SLG: 0.415 (5, 1)		3-0 G6-3 HBP	2-3 K		2-3 K			1-2 L4		2	0	0	0	0	2	2									
Ruben Mateo, R OBP: 0.273, SLG: 0.250 (1, 9)	1-1 P6		1-2 FC5-4 1B		1-3 K		1-1 G6-3 2B	2-3 K		5	1	2	0	0	2	4									
Juan Castro, R OBP: 0.500, SLG: 0.400 (1, 5)	2-1 G6-3		1-0 FC5-4 HBP SH PB		0-1 CS 1B		0-0 G6-3	4-0 BB		4	1	1	0	1	0	4									
Paul Wilson, R (1, 1)	2-3 K		0-1 SH PB HBP		1-2 K		2-2 1B 2B	2-3 K		1	0	0	0	0	1	2									
Kent Mercker, L (4, 1)										0	0	0	0	0	0	0									
Kelly Stinnett, R OBP: 0.455, SLG: 1.000 (5, 2)										3	0	1	1	0	2	4									
Inning Stats	R: 0 E: 0 K: 1 S: 12	H: 1 LOB: 1 BB: 0 P: 16	R: 0 E: 0 K: 1 S: 9	H: 1 LOB: 2 BB: 0 P: 19	R: 1 E: 1 K: 1 S: 11	H: 1 LOB: 2 BB: 2 P: 26	R: 1 E: 0 K: 1 S: 12	H: 1 LOB: 0 BB: 1 P: 16	R: 0 E: 0 K: 2 S: 8	H: 0 LOB: 0 BB: 0 P: 16	R: 0 E: 0 K: 2 S: 11	H: 1 LOB: 1 BB: 0 P: 15	R: 0 E: 0 K: 2 S: 13	H: 1 LOB: 2 BB: 1 P: 22	R: 1 E: 0 K: 0 S: 15	H: 3 LOB: 3 BB: 2 P: 20	R: 1 E: 0 K: 3 S: 14	H: 1 LOB: 3 BB: 3 P: 36	1B: 6 2B: 5 3B: 0 HR: 0	SF: 0 SAC: 1 DP: 2 HBP: 2	WP: 1 PB: 2 SB: 0 CS: 1	PA: 45			
PITCHER	IP	WLS	BF	H	R	ER	SO	BB	IBB	HBP	BLK	WP	HR	S	P	ERA	WHIP								
38 Carlos Zambrano, R ERA: 1.47	6.0	W	27	5	2	0	7	3	0	2	0	0	0	63	108	0.00	1.333								
Kyle Farnsworth, R ERA: 2.84	0.2		4	1	0	0	1	1	0	0	0	0	0	9	17	0.00	3.000								
Mark Guthrie, L ERA: 2.08	0.1		1	0	0	0	1	0	0	0	0	0	0	4	5	0.00	0.000								
Juan Cruz, R ERA: 8.59	1.0		6	3	1	1	0	0	0	0	0	0	0	15	20	9.00	3.000								
Mike Remlinger, L ERA: 5.4	0.2		6	1	1	1	2	3	0	0	0	1	0	11	31	13.50	6.000								

Cincinnati Reds @ Chicago Cubs
Wrigley Field, Chicago, IL
Wed Apr 16 2003, 1:20 PM CDT
Att: 27,388 - Overcast - 45 F


AB 35
R 4
H 10
RBI 1
BB 7
SO 12
LOB 32



Batter	1	2	3	4	5	6	7	8	9	AB	R	H	RBI	BB	SO	LOB	BOTTOM								
Mark Grudzielanek, R OBP: 0.367, SLG: 0.404 (1, 4)	3-1 E6 1B HR	1-1 F9		1-0 1B BB HBP	1-2 WP 1B		1-2 WP HR 1B	0-0 L6		5	3	2	1	0	0	1									
Alex Gonzalez, R OBP: 0.397, SLG: 0.483 (1, 6)	0-0 HR	1-1 F8		2-0 BB BB 1B	1-1 WP 1B		2-3 K	0-0 F9		5	1	3	0	0	1	2									
Ramon Martinez, R OBP: 0.250, SLG: 0.286 (8, 6)	1-3 HR 1B			1-3 BB 1B	1-2 WP 1B					1	0	0	0	0	0	0									
Sammy Sosa, R OBP: 0.674, SLG: 0.674 (1, 9)	2-2 HR		4-2 BB BB	4-2 BB BB	2-3 K		4-2 HR BB	0-2 G4-3		2	2	1	3	3	1	2									
Troy O'Leary, L OBP: 0.154, SLG: 0.091 (8, 7)	1-3 HR			1-2 BB	1-2 2-3					1	0	0	0	0	0	0									
Moises Alou, R OBP: 0.407, SLG: 0.538 (1, 7)	1-3 K		1-1 F7	0-0 F8			2-3 K	1-0 HR		5	1	1	3	0	2	4									
Tom Goodwin, L (8, 9)										0	0	0	0	0	0	0									
Hee-Seop Choi, L OBP: 0.523, SLG: 0.621 (1, 3)	2-2 HR		4-0 BB BB	4-2 BB BB			4-2 HR			1	1	1	2	4	0	0									
Juan Cruz, R (8, 1)										0	0	0	0	0	0	0									
Mike Remlinger, L (9, 1)										0	0	0	0	0	0	0									
Joe Borowski, R (9, 1)										0	0	0	0	0	0	0									
Corey Patterson, L OBP: 0.333, SLG: 0.456 (1, 8)	2-0 P5		0-0 F7	1-0 G3-1			1-3 K	0-0 BB 1B		5	0	1	0	0	1	6									
Mark Bellhorn, S OBP: 0.321, SLG: 0.302 (1, 5)	0-1 F8		1-2 L3		0-3 K		4-2 BB BB	4-2 BB		3	0	0	0	2	1	2									
Damian Miller, R OBP: 0.341, SLG: 0.610 (1, 2)		1-0 38 SH4-3 1B		3-2 HR	4-2 38 SH2-4 1B BB		4-2 BB	1-3 K		3	2	2	1	2	1	3									
38 Carlos Zambrano, S OBP: 0.167, SLG: 0.333 (5, PH)		0-0 SH4-3		1-0 G5-3	1-2 SH2-4 BB		2-2 G5-3	1-1 G4-3		1	0	0	0	0	0	0									
Lenny Harris, R OBP: 0.206, SLG: 0.200 (7, 1)										1	0	0	0	0	0	0									
Kyle Farnsworth, R (7, 1)										0	0	0	0	0	0	0									
Mark Guthrie, R (7, PH)										0	0	0	0	0	0	0									
Eric Karros, R OBP: 0.376, SLG: 0.291 (8, 3)										1	0	0	0	0	0	3									
Inning Stats	R: 4 E: 1 K: 1 S: 15	H: 3 LOB: 0 BB: 0 P: 25	R: 0 E: 0 K: 0 S: 6	H: 1 LOB: 1 BB: 0 P: 9	R: 0 E: 0 K: 0 S: 8	H: 0 LOB: 2 BB: 2 P: 18	R: 2 E: 0 K: 0 S: 11	H: 2 LOB: 3 BB: 2 P: 27	R: 1 E: 0 K: 2 S: 17	H: 2 LOB: 2 BB: 1 P: 26	R: 0 E: 0 K: 2 S: 16	H: 0 LOB: 3 BB: 3 P: 33	R: 3 E: 0 K: 2 S: 20	H: 3 LOB: 3 BB: 3 P: 38	R: 0 E: 0 K: 0 S: 5	H: 0 LOB: 0 BB: 0 P: 5	1B: 7 2B: 0 3B: 0 HR: 4	SF: 0 SAC: 2 DP: 0 HBP: 1	WP: 3 PB: 0 SB: 0 CS: 0	PA: 48					
PITCHER	IP	WLS	BF	H	R	ER	SO	BB	IBB	HBP	BLK	WP	HR	S	P	ERA	WHIP								
Paul Wilson, R ERA: 1.93	3.2	L	22	6	6	5	1	3	0	1	0	0	0	37	71	12.27	2.455								
Kent Mercker, L ERA: 1.93	1.0		7	2	1	1	1	2	0	0	0	0	0	17	29	9.00	4.000								
Scott Williamson, R ERA: 7.71	1.1		7	0	0	0	3	3	0	0	0	1	0	19	38	0.00	2.250								
John Riedling, R ERA: 2.25	1.0		9	3	3	3	2	3	0	0	0	1	1	20	38	27.00	6.000								
Gabe White, L ERA: 2.25	1.0		3	0	0	0	0	0	0	0	0	0	0	5	5	0.00	0.000								

Cincinnati Reds @ Chicago Cubs
Wrigley Field, Chicago, IL
Wed Apr 16 2003, 1:20 PM CDT
Att: 27,388 - Overcast - 45 F

AB 34
R 10
H 11
RBI 10
BB 11
SO 7
LOB 26



Batter	1	2	3	4	5	6	7	8	9	AB	R	H	RBI	BB	SO	LOB	TOP					
Felipe Lopez, S OBP: 0.304, SLG: 0.275 (1, 6)	G6-3		BB		F8-3 1B		G4-3 BB		K	3	0	1	0	2	1	1	Cincinnati Reds @ Chicago Cubs Wrigley Field, Chicago, IL Thu Apr 17 2003, 1:20 PM CDT Att: 29,672 - Overcast - 43 F					
Jose Guillen, R OBP: 0.278, SLG: 0.412 Juan Castro, R OBP: 0.429, SLG: 0.333 (7, 4)	G4-3		K2-3		F8-3 1-1		G4-3		F8	4	0	0	0	0	1	5						
Aaron Boone, R Felix Heredia, L (7, 1)	P3			HBP BB SF9 1B		HR	2B		P4	4	2	2	0	0	0	1						
Austin Kearns, R OBP: 0.415, SLG: 0.615 Wily Mo Peña, R OBP: 0.143, SLG: 0.143 (8, PH)	G4-3					G5-3		G5-3 1B		3	0	0	0	0	1	2						
Adam Dunn, L OBP: 0.333, SLG: 0.588 (1, 3)	F7			SF9 HBP BB		HR		K		3	1	1	2	1	1	1						
Ruben Mateo, R OBP: 0.308, SLG: 0.261 (1, 9)	K				HBP	1B		G5-3		3	0	1	0	0	1	1						
Brandon Larson, R OBP: 0.212, SLG: 0.093 (1, 5)					SF9	F8		K		2	0	0	1	1	1	2						
Jason LaRue, R OBP: 0.340, SLG: 0.386 (1, 2)			F8	L8		F9		BLK DI BB		3	0	0	0	1	0	4						
Jimmy Haynes, R OBP: 0.400, SLG: 0.600 Josias Manzanillo, R Reggie Taylor, L OBP: 0.207, SLG: 0.250 (7, PH)	SH1-2-4				F8		G4-3 BB		K	1	0	0	0	0	0	0						
Inning Stats	R: 0 E: 0 K: 0 S: 7	H: 0 LOB: 0 BB: 0 P: 12	R: 0 E: 0 K: 1 S: 7	H: 0 LOB: 0 BB: 0 P: 13	R: 0 E: 0 K: 1 S: 9	H: 0 LOB: 2 BB: 1 P: 19	R: 1 E: 0 K: 1 S: 10	H: 1 LOB: 0 BB: 1 P: 22	R: 0 E: 0 K: 0 S: 10	H: 1 LOB: 0 BB: 0 P: 15	R: 2 E: 0 K: 0 S: 11	H: 3 LOB: 1 BB: 2 P: 23	R: 0 E: 0 K: 0 S: 9	H: 0 LOB: 1 BB: 2 P: 18	R: 0 E: 0 K: 2 S: 10	H: 1 LOB: 1 BB: 1 P: 15		R: 0 E: 0 K: 2 S: 10	H: 0 LOB: 1 BB: 1 P: 17	1B: 4 2B: 2 3B: 0 HR: 1	SF: 1 SAC: 1 DP: 2 HBP: 1	WP: 0 PB: 0 SB: 0 CS: 0
PITCHER	IP	WLS	BF	H	R	ER	SO	BB	IBB	HBP	BLK	WP	HR	S	P	ERA	WHIP					
34 Kerry Wood, R ERA: 3.12	6.0	W	26	5	3	3	3	3	0	1	0	0	1	54	104	4.50	1.333					
Alan Benes, R ERA:	3.0	S	12	1	0	0	4	3	0	0	1	0	0	29	50	0.00	1.333					

Batter	1	2	3	4	5	6	7	8	9	AB	R	H	RBI	BB	SO	LOB	BOTTOM				
Mark Grudzielanek, R OBP: 0.385, SLG: 0.475 Ramon Martinez, R OBP: 0.234, SLG: 0.400 (8, 4)	F8			G5-3		HR		HR		4	2	2	3	1	0	0	Cincinnati Reds @ Chicago Cubs Wrigley Field, Chicago, IL Thu Apr 17 2003, 1:20 PM CDT Att: 29,672 - Overcast - 43 F				
Alex Gonzalez, R OBP: 0.391, SLG: 0.460 (1, 6)	G5-3	L9		BB	HR		K		G6-3	5	1	1	0	1	1	2					
Sammy Sosa, R OBP: 0.549, SLG: 0.714 Alan Benes, R ERA:	BB	F9		BB	HR		K			3	2	1	3	2	1	1					
Moises Alou, R OBP: 0.413, SLG: 0.527 Tom Goodwin, L OBP: 0.091, SLG: 0.091 (7, 9)	BB		G5-3	F8		BB		G6-4-3 1B		3	1	1	0	1	0	2					
Hee-Seop Choi, L OBP: 0.521, SLG: 0.688 Eric Karros, R OBP: 0.304, SLG: 0.200 (7, PH)	BB			G6-3	F8		G6-4-3			3	2	1	1	1	0	3					
Corey Patterson, L OBP: 0.354, SLG: 0.516 (1, 8)	E				G3		G4-3			5	3	3	2	0	0	0					
Mark Bellhorn, S ERA: 12.74 Lenny Harris, L OBP: 0.267, SLG: 0.467 (6, PH)	E7				WP	HR		G6-3		3	2	3	3	1	0	0					
Damian Miller, R OBP: 0.327, SLG: 0.556 (1, 2)	E6				K	F8		G6-3		4	0	0	0	1	1	4					
34 Kerry Wood, R OBP: 0.300, SLG: 0.600 Troy O'Leary, L OBP: 0.267, SLG: 0.167 (7, 7)			G6-3		HR		HR	2B		3	1	1	2	0	1	2					
Inning Stats	R: 4 E: 2 K: 0 S: 13	H: 3 LOB: 2 BB: 2 P: 25	R: 0 E: 0 K: 1 S: 9	H: 1 LOB: 1 BB: 0 P: 14	R: 2 E: 0 K: 0 S: 9	H: 3 LOB: 1 BB: 1 P: 17	R: 0 E: 0 K: 0 S: 8	H: 1 LOB: 2 BB: 1 P: 14	R: 5 E: 0 K: 1 S: 23	H: 3 LOB: 1 BB: 3 P: 45	R: 4 E: 0 K: 2 S: 15	H: 3 LOB: 0 BB: 1 P: 25	R: 0 E: 0 K: 0 S: 3	H: 1 LOB: 0 BB: 0 P: 4	R: 1 E: 0 K: 0 S: 7	H: 1 LOB: 1 BB: 1 P: 13		1B: 7 2B: 4 3B: 1 HR: 4	SF: 0 SAC: 0 DP: 2 HBP: 0	WP: 1 PB: 0 SB: 0 CS: 0	PA: 47
PITCHER	IP	WLS	BF	H	R	ER	SO	BB	IBB	HBP	BLK	WP	HR	S	P	ERA	WHIP				
Jimmy Haynes, R ERA: 11.17	4.2	L	29	10	10	2	2	6	0	0	0	0	2	22	40	33.75	4.500				
Felix Heredia, L ERA: 1.86	2.0		8	2	1	1	0	1	0	0	0	0	0	10	17	4.50	1.500				

Batter	1	2	3	4	5	6	7	8	9	10	AB	R	H	RBI	BB	SO	LOB	TOP								
Aaron Boone, R OBP: 0.267, SLG: 0.371 (1, 4)	G6-3			P5		G5-3	FC5-4				5	0	0	0	0	1	2	Cincinnati Reds @ Montreal Expos Hiram Bithorn Stadium, San Juan, PR Sat Apr 19 2003, 1:05 PM EDT Att. 10,296 - Cloudy - 80 F								
Felipe Lopez, S OBP: 0.314, SLG: 0.289 (1, 6)	G3-1			F7		1B		E5	1B		5	2	2	0	0	0	0									
Sean Casey, L OBP: 0.406, SLG: 0.500 (1, 3)	G4-3			HR	BB			HR	1B		4	2	3	1	1	0	0									
Austin Kearns, R OBP: 0.429, SLG: 0.661 (1, 8)		K		HR				K			4	1	2	3	0	2	2									
Adam Dunn, L OBP: 0.323, SLG: 0.571 Scott Williamson, R (9, 1)		K						K	F7		5	0	1	0	0	3	7									
Ruben Mateo, R OBP: 0.323, SLG: 0.393 (1, 9)				L5		K2-3					0	0	0	0	0	0	0									
Brandon Larson, R OBP: 0.193, SLG: 0.083 (1, 5)				G2-3		G4-3		G6-3	F7		5	0	0	0	0	1	0									
Kelly Stinnett, R OBP: 0.313, SLG: 0.688 (1, 2)				G5-3		G1-3		P5			5	0	0	0	0	0	0									
Ryan Dempster, R Reggie Taylor, L Gabe White, L Scott Sullivan, R Jose Guillen, R (7, 7) (7, 1) (8, 1) (9, 7)				K2-3		G1-3					2	0	0	0	0	1	0									
Inning Stats	R: 0 E: 0 K: 0 S: 7	H: 0 LOB: 0 BB: 0 P: 12	R: 0 E: 0 K: 2 S: 9	H: 1 LOB: 1 BB: 0 P: 17	R: 0 E: 0 K: 1 S: 6	H: 0 LOB: 0 BB: 0 P: 8	R: 2 E: 0 K: 0 S: 10	H: 2 LOB: 1 BB: 1 P: 17	R: 0 E: 0 K: 0 S: 8	H: 0 LOB: 0 BB: 0 P: 10	R: 1 E: 0 K: 2 S: 12	H: 3 LOB: 2 BB: 0 P: 17	R: 0 E: 0 K: 0 S: 9	H: 1 LOB: 1 BB: 0 P: 13	R: 3 E: 1 K: 2 S: 12	H: 2 LOB: 0 BB: 0 P: 16	R: 1 E: 0 K: 1 S: 15		H: 3 LOB: 3 BB: 0 P: 23	R: 0 E: 0 K: 1 S: 7	H: 0 LOB: 0 BB: 0 P: 10	1B: 9 2B: 1 3B: 0 HR: 2	SF: 0 SAC: 0 DP: 0 HBP: 1	WP: 0 PB: 0 SB: 0 CS: 0	PA: 44	
PITCHER	IP WLS BF H R ER SO BB IBB HBP BLK WP HR S P ERA WHIP	Zach Day, R ERA: 2.59 (1, 1)	7.0 28 7 3 3 5 1 0 0 0 0 1 61 94 3.86 1.143	Scott Stewart, L ERA: (8, 1)	1.0 6 2 3 0 2 0 0 0 0 0 1 12 16 0.00 2.000	Rocky Biddle, R ERA: 6.3 (9, 1)	0.2 4 2 1 1 1 0 0 0 0 0 0 9 13 13.50 3.000	Joey Eischen, L ERA: (9, 1)	0.0 1 1 0 0 0 0 0 0 0 0 0 2 2 ∞ ∞	Luis Ayala, R ERA: 3.72 (9, 1)	1.1 5 0 0 0 1 0 0 1 0 0 0 11 18 0.00 0.000	PITCHER	IP WLS BF H R ER SO BB IBB HBP BLK WP HR S P ERA WHIP													

AB	42
R	7
H	12
RBI	7
BB	1
SO	9
LOB	14



Batter	1	2	3	4	5	6	7	8	9	10	AB	R	H	RBI	BB	SO	LOB	BOTTOM							
Endy Chavez, L OBP: 0.328, SLG: 0.381 (1, 8)	BB		G3		2B			SH1-4			4	1	3	0	0	0	1	Cincinnati Reds @ Montreal Expos Hiram Bithorn Stadium, San Juan, PR Sat Apr 19 2003, 1:05 PM EDT Att. 10,296 - Cloudy - 80 F							
Jose Vidro, S OBP: 0.417, SLG: 0.633 (1, 4)	F7		G5-3		SF9			L7			5	1	1	0	0	0	4								
Vladimir Guerrero, R OBP: 0.338, SLG: 0.418 (1, 9)	E5		1B	BB	SF9			G5-3			3	1	0	1	1	0	3								
Orlando Cabrera, R OBP: 0.324, SLG: 0.459 (1, 6)	G6-4-3		1B	BB	FC4-6			F7			4	0	2	2	1	1	1								
Ronald Calloway, L OBP: 0.400, SLG: 0.536 (1, 7)	G6-4-3		1B		FC4-6			F8			5	1	1	1	0	0	4								
Fernando Tatis, R OBP: 0.308, SLG: 0.328 Jamey Carroll, R OBP: 0.364, SLG: 0.500 (1, 5) (8, 5)	F8		G1-3		2B			K			3	1	0	0	1	1	2								
Jeff Lauer, L OBP: 0.285, SLG: 0.371 Scott Stewart, R Rocky Biddle, R Joey Eischen, L Luis Ayala, R Henry Mateo, S (1, 3) (8, 1) (9, 1) (9, 1) (9, 1) (10, 7)	K			P5	E7			G4-3			4	0	1	1	0	1	0								
Brian Schneider, L OBP: 0.367, SLG: 0.680 (1, 2)	L4			F8	2B			K			1	0	0	0	0	1	0								
Zach Day, R (1, 1)				F8	IBB						4	2	2	2	1	0	0								
Brad Wilkerson, L OBP: 0.315, SLG: 0.420 (8, 3)			G3	PB	F9			SH1-4			2	1	0	0	1	0	2								
Inning Stats	R: 0 E: 1 K: 0 S: 10	H: 1 LOB: 2 BB: 1 P: 21	R: 0 E: 0 K: 1 S: 6	H: 0 LOB: 0 BB: 0 P: 6	R: 2 E: 0 K: 0 S: 13	H: 2 LOB: 2 BB: 2 P: 28	R: 0 E: 0 K: 0 S: 5	H: 0 LOB: 0 BB: 0 P: 7	R: 4 E: 1 K: 0 S: 17	H: 4 LOB: 2 BB: 2 P: 30	R: 0 E: 0 K: 1 S: 6	H: 1 LOB: 1 BB: 0 P: 10	R: 0 E: 0 K: 1 S: 10	H: 0 LOB: 0 BB: 0 P: 16	R: 1 E: 0 K: 0 S: 11	H: 2 LOB: 1 BB: 0 P: 16	R: 0 E: 0 K: 2 S: 9	H: 0 LOB: 0 BB: 0 P: 13	R: 1 E: 0 K: 1 S: 4	H: 1 LOB: 0 BB: 0 P: 6	1B: 7 2B: 2 3B: 0 HR: 2	SF: 1 SAC: 1 DP: 1 HBP: 0	WP: 1 PB: 1 SB: 0 CS: 0	PA: 44	
PITCHER	IP WLS BF H R ER SO BB IBB HBP BLK WP HR S P ERA WHIP	Ryan Dempster, R ERA: 6.39 (1, 1)	6.0 31 6 6 5 1 4 1 0 0 0 0 1 57 7.50 2.000	Gabe White, L ERA: 2.89 (7, 1)	1.1 6 2 1 1 1 0 0 0 0 0 0 1 16 6.75 1.500	Scott Sullivan, R ERA: 5.63 (8, 1)	0.2 2 0 0 0 0 0 0 0 0 0 0 5 7 0.00 0.000	Scott Williamson, R ERA: 1.13 (9, 1)	1.1 5 1 1 1 3 0 0 0 0 0 0 1 13 6.75 0.750	PITCHER	IP WLS BF H R ER SO BB IBB HBP BLK WP HR S P ERA WHIP														

AB	37
R	8
H	11
RBI	7
BB	5
SO	5
LOB	17



Batter	1	2	3	4	5	6	7	8	9	AB	R	H	RBI	BB	SO	LOB	TOP					
Aaron Boone, R OBP: 0.253, SLG: 0.351	(1, 4) K		(3, 3) K			(0, 1) FC1-4		(0, 0) G1-6-3		4	0	0	0	0	2	1						
Felipe Lopez, S OBP: 0.291, SLG: 0.265	(1, 6) F7				(0, 1) F9	(3, 3) K		(1, 3) K		4	0	0	0	0	2	1						
Sean Casey, L OBP: 0.411, SLG: 0.529	(1, 3) L8			(1, 2) F9			(0, 0) HR	(0, 2) 1B		4	2	2	0	0	0	0						
Austin Kearns, R OBP: 0.432, SLG: 0.700		(0, 0) G5-3		(0, 3) K			(1, 0) HR	(0, 1) 3B		4	1	2	3	0	1	0						
Adam Dunn, L OBP: 0.324, SLG: 0.576		(1, 1) 2B			(3, 3) K		(1, 3) K	(3, 3) FC5-4		3	0	1	0	0	2	0						
Felix Heredia, L (7, 1)										0	0	0	0	0	0	0						
Jose Guillen, R OBP: 0.300, SLG: 0.421										1	0	0	0	0	0	1						
John Riedling, R (8, 1)										0	0	0	0	0	0	0						
Ruben Mateo, R OBP: 0.286, SLG: 0.344	(1, 9) F8				(0, 0) G4-3		(0, 3) K			4	0	0	0	0	2	1						
Jason LaRue, R OBP: 0.333, SLG: 0.362				(2, 3) K			(4, 2) HR			3	1	0	0	1	3	1						
Juan Castro, R OBP: 0.545, SLG: 0.800			(2, 2) F9			(0, 0) FC1-4	(2, 2) HR		(0, 2) 1B	4	1	3	2	0	0	0						
Jimmy Anderson, L (1, 1)			(0, 3) K			(2, 1) P2	(1, 3) K		(3, 3) K	1	0	0	0	0	1	0						
Wily Mo Peña, R OBP: 0.153, SLG: 0.125										1	0	0	0	0	0	1						
Josias Manzanillo, R (6, 1)										0	0	0	0	0	0	0						
Reggie Taylor, L OBP: 0.219, SLG: 0.258										2	0	0	0	0	2	1						
Inning Stats	R: 0 E: 0 K: 1 S: 9	H: 0 LOB: 0 BB: 0 P: 14	R: 0 E: 0 K: 1 S: 10	H: 1 LOB: 1 BB: 0 P: 14	R: 0 E: 0 K: 2 S: 11	H: 0 LOB: 0 BB: 0 P: 16	R: 0 E: 0 K: 1 S: 9	H: 0 LOB: 0 BB: 0 P: 10	R: 0 E: 0 K: 2 S: 9	H: 0 LOB: 0 BB: 0 P: 14	R: 0 E: 0 K: 1 S: 8	H: 1 LOB: 1 BB: 0 P: 13	R: 4 E: 0 K: 3 S: 18	H: 3 LOB: 0 BB: 1 P: 27	R: 1 E: 0 K: 1 S: 12	H: 2 LOB: 1 BB: 0 P: 14	R: 0 E: 0 K: 3 S: 14	H: 1 LOB: 1 BB: 0 P: 20	1B: 4 2B: 1 3B: 1 HR: 2	SF: 0 SAC: 0 DP: 0 HBP: 0	WP: 0 PB: 1 SB: 0 CS: 0	PA: 36
PITCHER	IP	WLS	BF	H	R	ER	SO	BB	IBB	HBP	BLK	WP	HR	S	P	ERA	WHIP					
Javier Vazquez, R ERA: 3.16	(1, 1)	7.0	W	27	5	4	4	11	1	0	0	0	0	2	74	108	5.14	0.857				
Joey Eischen, L ERA: 1.23	(8, 1)	0.2		4	2	1	1	1	0	0	0	0	0	9	10	13.50	3.000					
Dan Smith, R ERA: 3.48	(8, 1)	1.1		5	1	0	0	3	0	0	0	0	0	17	24	0.00	0.750					

Cincinnati Reds @ Montreal Expos
Hiram Bithorn Stadium, San Juan, PR
Sat Apr 19 2003, 7:05 PM EDT
Att: 13,109 - Sunny - 60 F

AB	35
R	5
H	8
RBI	5
BB	1
SO	15
LOB	7



Batter	1	2	3	4	5	6	7	8	9	AB	R	H	RBI	BB	SO	LOB	BOTTOM					
Ronald Calloway, L OBP: 0.400, SLG: 0.500	(1, 7) 1B	(0, 1) F7			(1, 1) G3	(4, 1) FC3-6		(1, 1) F9		4	1	1	0	1	0	0						
Jose Vidro, S OBP: 0.421, SLG: 0.641	(1, 4) 2B	(0, 0) P3			(0, 0) 1B	(2, 1) FC3-6				4	3	2	0	0	0	2						
Vladimir Guerrero, R OBP: 0.377, SLG: 0.517	(1, 9) G3		(4, 1) F7-4		(2, 2) HR	(1, 0) HR				3	3	3	5	1	0	0						
Orlando Cabrera, R OBP: 0.306, SLG: 0.431	(1, 6) G3		(3, 2) F7-4		(2, 2) P3	(0, 2) P2				4	0	0	1	0	0	3						
Fernando Tatis, R OBP: 0.318, SLG: 0.387	(1, 5) G3		(0, 0) F8		(3, 1) HR			(1, 0) G6-3		4	1	2	3	0	0	0						
Brad Wilkerson, L OBP: 0.345, SLG: 0.453	(1, 8) G3			(1, 0) G4-3	(4, 0) BB			(1, 0) L4		3	0	2	0	1	0	0						
Jeff Liefer, L OBP: 0.262, SLG: 0.333	(1, 3) G3			(0, 0) G4-3	(1, 0) F7			(0, 0) G4-3		4	0	0	0	0	0	4						
Joey Eischen, L (8, 1)										0	0	0	0	0	0	0						
Dan Smith, R (8, 1)										0	0	0	0	0	0	0						
Michael Barrett, R OBP: 0.140, SLG: 0.171	(1, 2) K			(0, 1) G6-3		(1, 0) F8		(1, 2) P6		4	0	0	0	0	1	3						
Javier Vazquez, R OBP: 0.222, SLG: 0.222		(2, 2) G1-3			(1, 1) G1-3			(0, 0) G6-3		3	1	1	0	0	0	1						
Endy Chavez, L OBP: 0.324, SLG: 0.375						(0, 0) FC3-6				1	0	0	0	0	0	0						
Inning Stats	R: 3 E: 0 K: 1 S: 16	H: 5 LOB: 2 BB: 0 P: 31	R: 0 E: 0 K: 0 S: 6	H: 0 LOB: 0 BB: 0 P: 8	R: 0 E: 0 K: 0 S: 6	H: 0 LOB: 0 BB: 1 P: 13	R: 0 E: 0 K: 0 S: 6	H: 1 LOB: 1 BB: 0 P: 8	R: 3 E: 0 K: 0 S: 12	H: 3 LOB: 1 BB: 1 P: 25	R: 3 E: 0 K: 0 S: 9	H: 2 LOB: 0 BB: 1 P: 17	R: 0 E: 0 K: 0 S: 3	H: 0 LOB: 0 BB: 0 P: 5	R: 0 E: 0 K: 0 S: 6	H: 0 LOB: 0 BB: 0 P: 8	1B: 6 2B: 4 3B: 0 HR: 2	SF: 0 SAC: 0 DP: 1 HBP: 0	WP: 0 PB: 0 SB: 1 CS: 0	PA: 37		
PITCHER	IP	WLS	BF	H	R	ER	SO	BB	IBB	HBP	BLK	WP	HR	S	P	ERA	WHIP					
Jimmy Anderson, L ERA: 8.27	(1, 1)	5.0	L	25	9	6	6	1	2	0	0	0	0	1	46	85	10.80	2.200				
Josias Manzanillo, R ERA: 12.66	(6, 1)	1.0		6	2	3	3	0	1	0	0	0	0	9	17	27.00	3.000					
Felix Heredia, L ERA: 1.69	(7, 1)	1.0		3	0	0	0	0	0	0	0	0	0	3	5	0.00	0.000					
John Riedling, R ERA: 6.97	(8, 1)	1.0		3	0	0	0	0	0	0	0	0	0	6	8	0.00	0.000					

Cincinnati Reds @ Montreal Expos
Hiram Bithorn Stadium, San Juan, PR
Sat Apr 19 2003, 7:05 PM EDT
Att: 13,109 - Sunny - 60 F

AB	34
R	9
H	11
RBI	9
BB	3
SO	1
LOB	13



Batter	1	2	3	4	5	6	7	8	9	AB	R	H	RBI	BB	SO	LOB	TOP								
Felipe Lopez, S OBP: 0.283, SLG: 0.315 (1, 6)	3-3 K		2-2 F8	1-3 K		2-1 L7			2-1 HR	5	1	1	1	0	2	4									
Jose Guillen, R OBP: 0.290, SLG: 0.500 Scott Williamson, R (9, 1)	1-0 G3		2-0 HR	1-0 P3			1-0 F7		1-1 G4-3	5	1	1	1	0	0	2									
Sean Casey, L OBP: 0.410, SLG: 0.521 6 Ryan Freel, R (9, PR)	2-1 G6-3		1-2 HR		3-2 G3		1-3 K		0-0 1B	5	1	2	0	0	1	0									
Reggie Taylor, L OBP: 0.219, SLG: 0.258 (9, 8)									1-3 1B	0	0	0	0	0	0	0									
Austin Kearns, R OBP: 0.418, SLG: 0.708 (9, 9)		0-0 HR	0-3 K		2-3 K		3-3 K		1-3 K	5	1	1	1	0	4	2									
Aaron Boone, R OBP: 0.265, SLG: 0.436 (1, 4)		1-0 HR	2-0 HR		1-3 K				0-1 G1-3	4	2	2	3	0	1	0									
Ruben Mateo, R OBP: 0.256, SLG: 0.306 (9, 7)		1-0 G6-3	1-0 F8			0-0 F7			2-0 G1-3	4	0	0	0	0	0	0									
Juan Castro, R OBP: 0.600, SLG: 0.769 (1, 5)		0-1 FC5-4 1B		1-2 SH1-4 HBP 1B		4-1 1B BB			3-2 K	3	0	2	0	1	1	0									
Jason LaRue, R OBP: 0.328, SLG: 0.340 (1, 2)		1-1 FC5-4 1-2		1-0 SH1-4 HBP		3-2 P5			0-0 G1-3	3	0	0	0	0	0	2									
Danny Graves, R OBP: 0.143, SLG: 0.143 Kent Mercker, L (6, 1)		3-3 K		0-0 SH1-4		0-1 1-2			0-2 HR	2	0	1	0	0	1	1									
Scott Sullivan, R Adam Dunn, L OBP: 0.333, SLG: 0.633 (9, 3)				1-2 2-3						0	0	0	0	0	0	0									
Inning Stats	R: 0 E: 0 K: 1 S: 6	H: 0 LOB: 0 BB: 0 P: 12	R: 2 E: 0 K: 1 S: 10	H: 3 LOB: 1 BB: 0 P: 16	R: 3 E: 0 K: 1 S: 14	H: 3 LOB: 0 BB: 0 P: 22	R: 0 E: 0 K: 1 S: 9	H: 1 LOB: 2 BB: 1 P: 13	R: 0 E: 0 K: 2 S: 10	H: 0 LOB: 0 BB: 0 P: 16	R: 0 E: 0 K: 0 S: 9	H: 1 LOB: 2 BB: 1 P: 18	R: 0 E: 0 K: 1 S: 10	H: 0 LOB: 0 BB: 0 P: 15	R: 0 E: 0 K: 1 S: 7	H: 0 LOB: 0 BB: 0 P: 12	R: 2 E: 0 K: 1 S: 13	H: 3 LOB: 1 BB: 0 P: 17	1B: 5 2B: 0 3B: 0 HR: 6	SF: 0 SAC: 1 DP: 0 HBP: 1	WP: 0 PB: 0 SB: 0 CS: 0	PA: 40			
PITCHER	IP	WLS	BF	H	R	ER	SO	BB	IBB	HBP	BLK	WP	HR	S	P	ERA	WHIP								
Tony Armas, R ERA: 2.61 52 T.J. Tucker, R ERA: 3.98 Luis Ayala, R ERA: 4.63	6.0		28	8	5	5	6	1	0	1	0	0	4	58	97	7.50	1.500								

Cincinnati Reds @ Montreal Expos
Hiram Bithorn Stadium, San Juan, PR
Sun Apr 20 2003, 1:05 PM EDT
Att: 11,619 - Sunny - 80 F

AB	37
R	7
H	11
RBI	7
BB	1
SO	10
LOB	11



Batter	1	2	3	4	5	6	7	8	9	AB	R	H	RBI	BB	SO	LOB	BOTTOM								
Endy Chavez, L OBP: 0.329, SLG: 0.420 (1, 8)	2-1 HR		0-1 F7		0-1 G6-3		2-2 G4-3 2H 1B		1-0 G6-3	5	1	2	2	0	0	0									
Jose Vidro, S OBP: 0.413, SLG: 0.612 (1, 4)	1-1 F7			1-2 G3-1	4-1 BB		0-2 G4-3			3	0	0	0	1	0	1									
Vladimir Guerrero, R OBP: 0.394, SLG: 0.598 (1, 9)	1-1 G4-3			1-2 2B 1B	1-1 G5-3		4-0 S IBB			3	1	1	0	1	0	1									
Orlando Cabrera, R OBP: 0.316, SLG: 0.449 (1, 6)	1-0 G5-3			1-0 2B 2B		1-0 BLK 1B	1-2 P6			4	1	2	0	0	0	2									
Brad Wilkerson, L OBP: 0.339, SLG: 0.456 (1, 7)		2-3 K		0-0 2B 2B		2-3 K		1-3 K		4	1	1	2	0	3	1									
Fernando Tatis, R OBP: 0.314, SLG: 0.394 (1, 5)		2-2 F9		1-0 1B 2B		0-2 L8		0-1 F8		4	0	1	1	0	0	1									
Jeff Liefer, L OBP: 0.261, SLG: 0.326 (1, 3)		2-2 G4-3		0-0 G4-6-3 1B		2-3 K		1-2 F8		4	0	1	0	0	1	1									
Brian Schneider, L OBP: 0.364, SLG: 0.630 Michael Barrett, R OBP: 0.136, SLG: 0.167 (8, 2)			2-3 K	1-1 G4-6-3		4-2 SH3 E BB		0-3 K		2	1	0	0	1	1	2									
Tony Armas, R OBP: 0.200, SLG: 0.200 52 T.J. Tucker, R Henny Mateo, S OBP: 0.455, SLG: 0.400 Luis Ayala, R (8, 1)			0-2 G6-3		1-0 G4-1		0-1 SH3		1-0 F9	2	0	0	0	0	0	0									
Ronald Calloway, L OBP: 0.389, SLG: 0.484 (9, PH)										1	0	0	0	0	0	0									
Inning Stats	R: 1 E: 0 K: 0 S: 7	H: 1 LOB: 0 BB: 0 P: 12	R: 0 E: 0 K: 1 S: 9	H: 0 LOB: 0 BB: 0 P: 15	R: 0 E: 0 K: 1 S: 8	H: 0 LOB: 1 BB: 0 P: 10	R: 3 E: 0 K: 0 S: 12	H: 5 LOB: 1 BB: 0 P: 17	R: 0 E: 0 K: 0 S: 6	H: 0 LOB: 1 BB: 1 P: 12	R: 0 E: 0 K: 2 S: 11	H: 1 LOB: 2 BB: 0 P: 16	R: 1 E: 1 K: 0 S: 21	H: 1 LOB: 2 BB: 2 P: 32	R: 0 E: 0 K: 1 S: 10	H: 0 LOB: 0 BB: 0 P: 12	R: 0 E: 0 K: 1 S: 5	H: 0 LOB: 0 BB: 0 P: 7	1B: 4 2B: 3 3B: 0 HR: 1	SF: 0 SAC: 1 DP: 1 HBP: 0	WP: 0 PB: 0 SB: 1 CS: 0	PA: 37			
PITCHER	IP	WLS	BF	H	R	ER	SO	BB	IBB	HBP	BLK	WP	HR	S	P	ERA	WHIP								
Danny Graves, R ERA: 8.02 Kent Mercker, L ERA: 3.38 Scott Sullivan, R ERA: 4.96 Scott Williamson, R ERA: 1.0	5.2		24	7	4	4	3	1	0	0	0	0	15	23	77	6.35	1.412								

Cincinnati Reds @ Montreal Expos
Hiram Bithorn Stadium, San Juan, PR
Sun Apr 20 2003, 1:05 PM EDT
Att: 11,619 - Sunny - 80 F

AB	33
R	5
H	8
RBI	5
BB	3
SO	6
LOB	9



Batter	1	2	3	4	5	6	7	8	9	AB	R	H	RBI	BB	SO	LOB	TOP										
Dave Roberts, L (1,8) OBP: 0.389, SLG: 0.417	P5		L5			F7		E		4	1	1	0	0	0	0	Los Angeles Dodgers @ Cincinnati Reds Great American Ball Park, Cincinnati, OH Tue Apr 22 2003, 7:10 PM EDT Att: 19,029 - Cloudy - 49 F										
Paul Lo Duca, R (1,2) OBP: 0.355, SLG: 0.377	L7			G5-3		FC6-4		K		4	0	1	0	0	1	1											
Shawn Green, L (1,9) OBP: 0.374, SLG: 0.457	K			P6		K		K		4	0	0	0	0	3	2											
Brian Jordan, R (1,7) OBP: 0.353, SLG: 0.427		P6			2-1	FC6-4		E9		4	0	2	1	0	0	1											
Fred McGriff, L (1,3) OBP: 0.286, SLG: 0.380		K			1-0	G4-3		G3		4	0	1	0	0	1	2											
Mike Kinkade, R (1,5) OBP: 0.308, SLG: 0.273					0-3	K				2	1	0	0	0	1	1											
Ron Coomer, R (7,5) OBP: 0.286, SLG: 0.118										1	0	0	0	0	0	0											
Adrian Beltré, R (9,5) OBP: 0.226, SLG: 0.362										0	0	0	0	0	0	0											
Alex Cora, L (1,4) OBP: 0.308, SLG: 0.276		P4			3-2	G3		G4-3		3	0	1	0	0	0	1											
Cesar Izturis, S (1,6) OBP: 0.284, SLG: 0.261				G6-3		G3		F9		4	0	1	1	0	0	1											
Kaz Ishii, L (11,1) Daryle Ward, L (7,PH) Paul Shuey, R (6,PH) Tom Martin, L (8,1) Paul Quantrill, L (8,1) Eric Gagne, R (9,1)				K		K		P3		2	0	0	0	0	2	1											
Inning Stats	R: 0 E: 0 K: 1 S: 9	H: 0 LOB: 0 BB: 0 P: 10	R: 0 E: 0 K: 1 S: 11	H: 0 LOB: 1 BB: 1 P: 18	R: 0 E: 0 K: 1 S: 7	H: 0 LOB: 0 BB: 0 P: 10	R: 0 E: 0 K: 0 S: 12	H: 1 LOB: 1 BB: 0 P: 21	R: 0 E: 0 K: 2 S: 10	H: 0 LOB: 1 BB: 0 P: 13	R: 0 E: 0 K: 1 S: 8	H: 1 LOB: 1 BB: 0 P: 9	R: 1 E: 0 K: 0 S: 13	H: 3 LOB: 1 BB: 0 P: 16	R: 1 E: 1 K: 2 S: 9	H: 2 LOB: 1 BB: 0 P: 11	R: 0 E: 0 K: 0 S: 10	H: 0 LOB: 0 BB: 0 P: 12	1B: 7 2B: 0 3B: 0 HR: 0	SF: 0 SAC: 0 DP: 0 HBP: 1	WP: 0 PB: 0 SB: 1 CS: 0	PA: 35					
PITCHER	IP	WLS	BF	H	R	ER	SO	BB	IBB	HBP	BLK	WP	HR	S	P	ERA	WHIP										
Paul Wilson, R (1,1) ERA: 3.38	7.2	L	31	7	2	2	8	1	0	1	0	0	0	78	107	2.35	1.043										
Gabe White, L (8,1) ERA: 2.79	0.1		1	0	0	0	0	0	0	0	0	0	0	1	1	0.00	0.000										
Scott Sullivan, R (9,1) ERA: 4.22	1.0		3	0	0	0	0	0	0	0	0	0	0	10	12	0.00	0.000										

Batter	1	2	3	4	5	6	7	8	9	AB	R	H	RBI	BB	SO	LOB	BOTTOM										
Felipe Lopez, S (1,6) OBP: 0.308, SLG: 0.316	S									3	1	1	0	2	2	1	Los Angeles Dodgers @ Cincinnati Reds Great American Ball Park, Cincinnati, OH Tue Apr 22 2003, 7:10 PM EDT Att: 19,029 - Cloudy - 49 F										
Juan Castro, R (1,4) OBP: 0.501, SLG: 0.556	B1				F8			G6-3		5	0	0	0	0	2	3											
Sean Casey, L (1,3) OBP: 0.402, SLG: 0.506	F7				E5			G4-3		4	0	1	0	0	0	2											
Austin Kearns, R (1,8) OBP: 0.422, SLG: 0.691					FC4-6			K		3	0	1	0	1	1	2											
Aaron Boone, R (1,5) OBP: 0.279, SLG: 0.444					CS			F7		3	0	2	1	0	0	0											
Adam Dunn, L (1,7) OBP: 0.315, SLG: 0.594					CS			SH1-4		3	0	2	1	0	0	0											
Ruben Mateo, R (1,9) OBP: 0.238, SLG: 0.282					G4-3			E8		4	0	0	0	0	2	4											
Reggie Taylor, L (8,PH) OBP: 0.212, SLG: 0.250					K2-3			K		3	0	0	0	0	2	2											
Jason LaRue, R (1,2) OBP: 0.354, SLG: 0.346					G4-3			K		1	0	0	0	0	1	1											
Paul Wilson, R (1,1) ERA: 3.57										2	0	1	0	2	1	0											
Gabe White, L (8,1) ERA: 0.79										0	0	0	0	0	0	0											
Scott Sullivan, R (9,1) ERA: 1.23										0	0	0	0	0	0	0											
Jose Guillen, R (8,PH) OBP: 0.269, SLG: 0.480										1	0	0	0	0	1	0											
Inning Stats	R: 1 E: 0 K: 0 S: 13	H: 1 LOB: 2 BB: 2 P: 24	R: 0 E: 0 K: 2 S: 12	H: 1 LOB: 1 BB: 0 P: 14	R: 0 E: 0 K: 0 S: 9	H: 1 LOB: 0 BB: 0 P: 15	R: 0 E: 0 K: 2 S: 13	H: 1 LOB: 2 BB: 1 P: 24	R: 0 E: 1 K: 1 S: 14	H: 0 LOB: 2 BB: 1 P: 24	R: 0 E: 0 K: 1 S: 10	H: 0 LOB: 0 BB: 0 P: 13	R: 0 E: 0 K: 2 S: 10	H: 1 LOB: 1 BB: 0 P: 13	R: 0 E: 0 K: 3 S: 11	H: 0 LOB: 1 BB: 1 P: 19	1B: 6 2B: 0 3B: 0 HR: 0	SF: 0 SAC: 2 DP: 0 HBP: 0	WP: 0 PB: 0 SB: 5 CS: 2	PA: 39							
PITCHER	IP	WLS	BF	H	R	ER	SO	BB	IBB	HBP	BLK	WP	HR	S	P	ERA	WHIP										
Kaz Ishii, L (1,1) ERA: 3.57	6.0		27	5	1	1	7	2	2	0	0	0	0	12	15	0.00	0.750										
Paul Shuey, R (7,1) ERA: 0.79	1.1	W	5	1	0	0	1	0	0	0	0	0	0	5	7	0.00	0.000										
Tom Martin, L (8,1) ERA: 1.23	0.1	H	1	0	0	0	1	0	0	0	0	0	0	3	4	0.00	0.000										
Paul Quantrill, R (8,1) ERA: 2.45	0.1	H	1	0	0	0	1	0	0	0	0	0	0	3	4	0.00	0.000										
Eric Gagne, R (9,1) ERA: 4.22	1.0	S	4	0	0	0	3	1	0	0	0	0	0	11	19	0.00	1.000										

AB 33
R 2
H 7
RBI 2
BB 1
SO 8
LOB 11



AB 31
R 1
H 6
RBI 1
BB 5
SO 13
LOB 19



Batter	1	2	3	4	5	6	7	8	9	AB	R	H	RBI	BB	SO	LOB	TOP					
Dave Roberts, L (1, 8) OBP: 0.394, SLG: 0.420	2-1 G4-6-3 1B		2-2 K			2-2 FC6-4 1B		1-0 1B		4	0	2	0	0	1	2	Los Angeles Dodgers @ Cincinnati Reds Great American Ball Park, Cincinnati, OH Wed Apr 23 2003, 7:10 PM EDT Att: 21,402 - Cloudy - 62 F					
Paul Lo Duca, R (1, 2) OBP: 0.338, SLG: 0.356	0-1 F7			3-2 G4-3		0-0 F9		0-1 P4		4	0	0	0	0	0	3						
Shawn Green, L (1, 9) OBP: 0.379, SLG: 0.459	0-0 G4-6-3			3-2 FC5-4 1B		2-2 1B		1-1 F7		4	0	2	0	0	0	1						
Brian Jordan, R (1, 7) OBP: 0.360, SLG: 0.423		0-0 G4-6-3 1B		0-0 FC5-4 1B		0-1 G4-3		4-2 F8 1B BB		3	0	1	0	1	0	3						
Fred McGriff, L (1, 3) OBP: 0.296, SLG: 0.387	1-0 P2			1-1 F9		2-1 G5-4-3 1B		0-2 1B		4	0	2	0	0	0	2						
Adrian Beltré, R (1, 5) OBP: 0.212, SLG: 0.339	2-2 G4-6-3			2-1 G4-3		1-1 G5-4-3 1B		2-2 F8		4	0	0	0	0	0	4						
Alex Cora, L (1, 4) OBP: 0.309, SLG: 0.279			3-2 F8		2-2 G4-3 1B		2-0 L4		2-3 K	3	0	1	0	0	0	0						
Todd Hundley, S (9, PH) OBP: 0.458, SLG: 0.438										1	0	0	0	0	1	2						
Cesar Izturis, S (1, 6) OBP: 0.286, SLG: 0.254			4-2 SH1-4 BB		1-0 G4-3			1-1 G6-3		2	0	0	0	1	0	1						
37 Darren Dreifort, R (1, 1) OBP: 0.167, SLG: 0.167			0-0 SH1-4		2-0 FC6-4 1B			2-3 K		0	0	0	0	0	0	0						
Ron Coomer, R (6, PH) OBP: 0.319, SLG: 0.167										1	0	1	0	0	0	0						
Guillermo Mota, R (6, PH) OBP: 1.000, SLG: 1.000										0	0	0	0	0	0	0						
Daryle Ward, L (8, PH) OBP: 0.316, SLG: 0.235										1	0	0	0	0	1	0						
Paul Quantrill, L (8, 1) OBP: 0.316, SLG: 0.235										0	0	0	0	0	0	0						
Inning Stats	R: 0 E: 0 K: 0 S: 5	H: 1 LOB: 0 BB: 0 P: 7	R: 0 E: 0 K: 0 S: 5	H: 1 LOB: 0 BB: 0 P: 8	R: 0 E: 0 K: 1 S: 13	H: 0 LOB: 1 BB: 1 P: 22	R: 0 E: 0 K: 0 S: 9	H: 1 LOB: 1 BB: 0 P: 16	R: 0 E: 0 K: 0 S: 6	H: 1 LOB: 0 BB: 0 P: 11	R: 0 E: 0 K: 0 S: 10	H: 2 LOB: 2 BB: 0 P: 16	R: 0 E: 0 K: 0 S: 5	H: 1 LOB: 0 BB: 0 P: 10	R: 0 E: 0 K: 1 S: 10	H: 1 LOB: 1 BB: 0 P: 14	R: 0 E: 0 K: 1 S: 17	H: 1 LOB: 2 BB: 1 P: 26	1B: 9 2B: 0 3B: 0 HR: 0	SF: 0 SAC: 1 DP: 4 HBP: 0	WP: 0 PB: 0 SB: 0 CS: 0	PA: 34
PITCHER	IP WLS BF H R ER SO BB IBB HBP BLK WP HR S P ERA WHIP	8.0 W 29 8 0 0 2 1 0 0 0 0 0 63 104 0.00 1.125	1.0 S 5 1 0 0 1 1 0 0 0 0 0 17 26 0.00 2.000	ERA WHIP	0.00 1.125	0.00 2.000	PITCHER	IP WLS BF H R ER SO BB IBB HBP BLK WP HR S P ERA WHIP	8.0 L 24 7 3 3 3 0 0 0 0 0 0 13 19 0.00 0.000	1.0 S 3 1 0 0 0 0 0 0 0 0 5 8 0.00 1.000	ERA WHIP	0.00 2.000	0.00 1.000	0.00 0.000	0.00 0.000	0.00 0.000	0.00 0.000	1B: 4 2B: 4 3B: 0 HR: 1	SF: 0 SAC: 0 DP: 2 HBP: 0	WP: 0 PB: 0 SB: 1 CS: 0	PA: 33	

AB 31
R 0
H 9
RBI 0
BB 2
SO 3
LOB 18



Batter	1	2	3	4	5	6	7	8	9	AB	R	H	RBI	BB	SO	LOB	BOTTOM						
Felipe Lopez, S (1, 6) OBP: 0.319, SLG: 0.344	2-2 E S 1B		1-2 B3		3-3 K		1-1 G4-3			4	0	2	0	0	1	2	Los Angeles Dodgers @ Cincinnati Reds Great American Ball Park, Cincinnati, OH Wed Apr 23 2003, 7:10 PM EDT Att: 21,402 - Cloudy - 62 F						
Reggie Taylor, L (1, 8) OBP: 0.189, SLG: 0.222	0-0 F7		1-1 B3		0-3 K		2-3 K			4	0	0	0	0	2	4							
Sean Casey, L (1, 3) OBP: 0.407, SLG: 0.494	4-0 G5-4-3 BB		4-0 BB		2-1 G4-3		3-3 K			2	0	0	0	2	1	0							
Austin Kearns, R (1, 9) OBP: 0.414, SLG: 0.681	0-0 G5-4-3		3-1 F8		2-3 K			0-0 FC1-5-3-4 2B		4	0	1	0	0	1	4							
Aaron Boone, R (1, 5) OBP: 0.289, SLG: 0.452		1-3 K		4-1 1B BB		0-1 2B		0-0 FC1-5-3-4 2B		3	1	1	0	1	1	1							
Adam Dunn, L (1, 7) OBP: 0.312, SLG: 0.574		3-2 P6		0-1 1B BB		2-3 K		3-2 G6-3		4	1	1	0	0	1	1							
Jason LaRue, R (1, 2) OBP: 0.353, SLG: 0.345		0-2 G1-3		3-2 E 1B		0-0 G6-3				3	0	1	0	0	0	0							
Juan Castro, R (1, 4) OBP: 0.435, SLG: 0.667			3-2 HR		0-1 P4		0-0 F8			3	1	1	1	0	0	3							
Chris Reitsma, R (1, 1) OBP: 0.333, SLG: 0.333			2-3 K		2-1 E8		0-3 K			3	0	1	2	0	2	0							
Scott Williamson, R (9, 1) ERA: 0.71					1-3 2-4 SH 1B					0	0	0	0	0	0	0							
Inning Stats	R: 0 E: 0 K: 0 S: 5	H: 1 LOB: 1 BB: 1 P: 11	R: 0 E: 0 K: 1 S: 10	H: 0 LOB: 0 BB: 0 P: 14	R: 1 E: 0 K: 1 S: 13	H: 2 LOB: 2 BB: 1 P: 27	R: 2 E: 1 K: 2 S: 17	H: 3 LOB: 2 BB: 1 P: 29	R: 0 E: 0 K: 2 S: 14	H: 1 LOB: 1 BB: 0 P: 20	R: 0 E: 0 K: 1 S: 5	H: 0 LOB: 0 BB: 0 P: 5	R: 0 E: 0 K: 2 S: 8	H: 0 LOB: 0 BB: 0 P: 14	R: 0 E: 0 K: 0 S: 5	H: 1 LOB: 0 BB: 0 P: 8		R: 0 E: 0 K: 0 S: 5	H: 1 LOB: 0 BB: 0 P: 8	1B: 4 2B: 4 3B: 0 HR: 1	SF: 0 SAC: 0 DP: 2 HBP: 0	WP: 0 PB: 0 SB: 1 CS: 0	PA: 33
PITCHER	IP WLS BF H R ER SO BB IBB HBP BLK WP HR S P ERA WHIP	5.0 L 24 7 3 3 3 0 0 0 0 0 0 13 19 0.00 0.000	2.0 6 0 0 0 3 0 0 0 0 0 0 0 13 19 0.00 0.000	1.0 3 1 0 0 0 0 0 0 0 0 0 0 5 8 0.00 1.000	ERA WHIP	0.00 0.000	0.00 1.000	0.00 0.000	0.00 0.000	0.00 0.000	0.00 0.000	0.00 0.000	0.00 0.000	0.00 0.000	0.00 0.000	0.00 0.000		0.00 0.000	0.00 0.000	1B: 4 2B: 4 3B: 0 HR: 1	SF: 0 SAC: 0 DP: 2 HBP: 0	WP: 0 PB: 0 SB: 1 CS: 0	PA: 33

AB 30
R 3
H 8
RBI 3
BB 3
SO 9
LOB 15



Batter	1	2	3	4	5	6	7	8	9	10	11	AB	R	H	RBI	BB	SO	LOB	TOP					
Dave Roberts, L OBP: 0.385, SLG: 0.402	F7		G1-3		G4-3		G5-3	P6		SH3-4		4	0	0	0	1	0	2						
Paul Lo Duca, R OBP: 0.326, SLG: 0.333			K				K		P5		L7	5	0	0	0	1	2	4						
Shawn Green, L OBP: 0.376, SLG: 0.456	F7						G6-3		G6-3		G3	5	0	1	0	1	0	2						
Brian Jordan, R OBP: 0.362, SLG: 0.407	G6-3		G5-3				G6-3		G1-3			3	0	0	1	2	0	2						
Fred McGriff, L OBP: 0.302, SLG: 0.372												3	0	0	0	2	1	4						
Jolbert Cabrera, R (10, PR) OBP: 0.286, SLG: 0.615							F9		P2			0	0	0	0	0	0	0						
Tom Martin, L (10, 1) OBP: 1.000, SLG: 1.000												0	0	0	0	0	0	0						
Guillermo Mota, R OBP: 1.000, SLG: 1.000												0	0	0	0	0	0	0						
Adrian Beltré, R OBP: 0.197, SLG: 0.313												5	0	0	0	0	0	3						
Alex Cora, L OBP: 0.329, SLG: 0.318												5	1	3	0	0	0	1						
Cesar Izturis, S OBP: 0.280, SLG: 0.250												5	1	1	0	0	1	4						
Kevin Brown, R OBP: 0.111, SLG: 0.222												2	0	1	0	0	1	2						
Daryle Ward, L (8, PH) OBP: 0.316, SLG: 0.235												0	0	0	0	0	0	0						
Mike Kinkade, R OBP: 0.357, SLG: 0.417												1	0	1	1	0	0	0						
Paul Shuey, R (8, 1) OBP: 0.348, SLG: 0.211												0	0	0	0	0	0	0						
Ron Coomer, R OBP: 0.348, SLG: 0.211												1	0	1	0	0	0	0						
Inning Stats	R: 0 E: 0 K: 1 S: 10	H: 0 LOB: 1 BB: 1 P: 18	R: 0 E: 0 K: 2 S: 10	H: 1 LOB: 2 BB: 1 P: 21	R: 0 E: 0 K: 1 S: 7	H: 1 LOB: 1 BB: 0 P: 9	R: 0 E: 0 K: 1 S: 7	H: 0 LOB: 0 BB: 0 P: 11	R: 0 E: 0 K: 0 S: 7	H: 1 LOB: 2 BB: 1 P: 20	R: 1 E: 0 K: 1 S: 13	H: 1 LOB: 3 BB: 3 P: 27	R: 1 E: 0 K: 0 S: 14	H: 2 LOB: 1 BB: 0 P: 19	R: 0 E: 0 K: 0 S: 5	H: 0 LOB: 0 BB: 0 P: 6	R: 0 E: 0 K: 0 S: 7	H: 0 LOB: 1 BB: 1 P: 11	R: 0 E: 0 K: 0 S: 9	H: 1 LOB: 1 BB: 0 P: 14	1B: 4 2B: 4 3B: 0 HR: 0	SF: 0 SAC: 2 DP: 0 HBP: 0	WP: 0 PB: 0 SB: 0 CS: 0	PA: 48
PITCHER	IP: 7.0 WLS: 6.2 BF: 31 H: 5 R: 1 ER: 1 SO: 5 BB: 6 IBB: 0 HBP: 0 BLK: 0 WP: 0 HR: 0 S: 63 P: 114 ERA: 1.35 WHIP: 1.650											PITCHER	IP: 1.0 WLS: 1.0 BF: 4 H: 1 R: 0 ER: 0 SO: 0 BB: 0 IBB: 0 HBP: 0 BLK: 0 WP: 0 HR: 0 S: 9 P: 14 ERA: 0.00 WHIP: 1.000											
Ryan Dempster, R (1, 1) ERA: 5.34											Felix Heredia, L (11, 1) ERA: 1.54													
Gabe White, L (7, 1) ERA: 2.7																								
Scott Sullivan, R (8, 1) ERA: 4.75																								
Kent Mercker, L (8, 1) ERA: 3.18																								
John Riedling, R (9, 1) ERA: 6.84																								

Los Angeles Dodgers @ Cincinnati Reds
Great American Ball Park, Cincinnati, OH
Thu Apr 24 2003, 7:10 PM EDT
Att: 24,333 - Sunny - 64 F

AB 39
R 2
H 8
RBI 2
BB 7
SO 5
LOB 24



Batter	1	2	3	4	5	6	7	8	9	10	11	AB	R	H	RBI	BB	SO	LOB	BOTTOM					
Felipe Lopez, S OBP: 0.338, SLG: 0.354	B1-3			F7		CS 1B		CS 1B			SH3-4 1B BB	4	1	2	1	1	0	0						
Jose Guillen, R OBP: 0.233, SLG: 0.414	G4-3			G6-3		K		G6-3			SH3-4	4	0	0	0	0	1	2						
Sean Casey, L (1, 3) OBP: 0.404, SLG: 0.488												3	0	1	0	0	1	0						
6 Ryan Freel, R (7, PR) OBP: 0.285, SLG: 0.237												0	1	0	0	0	0	0						
Reggie Taylor, L (8, 8) OBP: 0.285, SLG: 0.237												2	0	1	1	0	1	0						
Austin Kearns, R (1, 8) OBP: 0.418, SLG: 0.662												2	0	0	0	2	2	0						
Aaron Boone, R (1, 5) OBP: 0.287, SLG: 0.443												4	0	1	0	0	2	3						
Adam Dunn, L (1, 7) OBP: 0.321, SLG: 0.563												3	0	1	0	1	1	1						
Juan Castro, R (1, 4) OBP: 0.370, SLG: 0.560												4	0	0	1	0	0	4						
Jason LaRue, R (1, 2) OBP: 0.361, SLG: 0.373												4	1	2	0	0	2	3						
Ryan Dempster, R (1, 1) ERA: 3.66																								
Gabe White, L (7, 1) ERA: 2.7																								
Scott Sullivan, R (8, 1) ERA: 4.75																								
Kent Mercker, L (8, 1) ERA: 3.18																								
Ruben Mateo, R (8, PH) OBP: 0.133, SLG: 0.275																								
John Riedling, R (9, 1) ERA: 6.84																								
Wily Mo Peña, R (10, PH) OBP: 0.111, SLG: 0.111																								
Felix Heredia, L (11, 1) ERA: 1.54																								
Inning Stats	R: 0 E: 0 K: 1 S: 10	H: 0 LOB: 0 BB: 0 P: 13	R: 0 E: 0 K: 2 S: 8	H: 0 LOB: 0 BB: 0 P: 10	R: 0 E: 0 K: 2 S: 11	H: 0 LOB: 0 BB: 0 P: 14	R: 0 E: 0 K: 0 S: 8	H: 0 LOB: 0 BB: 0 P: 10	R: 0 E: 0 K: 2 S: 11	H: 1 LOB: 2 BB: 1 P: 18	R: 1 E: 0 K: 2 S: 15	H: 1 LOB: 2 BB: 2 P: 28	R: 0 E: 0 K: 0 S: 12	H: 1 LOB: 0 BB: 0 P: 19	R: 0 E: 0 K: 1 S: 9	H: 0 LOB: 0 BB: 1 P: 13	R: 0 E: 0 K: 0 S: 9	H: 0 LOB: 1 BB: 0 P: 13	R: 1 E: 0 K: 0 S: 5	H: 1 LOB: 1 BB: 1 P: 11	1B: 7 2B: 1 3B: 0 HR: 0	SF: 0 SAC: 1 DP: 2 HBP: 0	WP: 0 PB: 0 SB: 1 CS: 2	PA: 39
PITCHER	IP: 7.0 WLS: 6.2 BF: 26 H: 4 R: 2 ER: 2 SO: 11 BB: 2 IBB: 0 HBP: 0 BLK: 0 WP: 0 HR: 0 S: 73 P: 105 ERA: 2.57 WHIP: 0.857											PITCHER	IP: 1.0 WLS: 1.0 BF: 4 H: 1 R: 0 ER: 0 SO: 0 BB: 0 IBB: 0 HBP: 0 BLK: 0 WP: 0 HR: 0 S: 9 P: 14 ERA: 0.00 WHIP: 1.000											
Ryan Dempster, R (1, 1) ERA: 5.34																								
Paul Shuey, R (8, 1) ERA: 0.65																								
Tom Martin, L (10, 1) ERA: 1.23																								
Paul Quantrill, R (10, 1) ERA: 1.93																								
Guillermo Mota, R (11, 1) ERA: 1.36																								

Los Angeles Dodgers @ Cincinnati Reds
Great American Ball Park, Cincinnati, OH
Thu Apr 24 2003, 7:10 PM EDT
Att: 24,333 - Sunny - 64 F

AB 34
R 3
H 8
RBI 3
BB 4
SO 12
LOB 16



Batter	1	2	3	4	5	6	7	8	9	AB	R	H	RBI	BB	SO	LOB	TOP				
Ramón Vázquez, L (1, 6) OBP: 0.430, SLG: 0.392	1-3 K		4-1 BB 2B BB		1-0 F9		2-2 SF7		2-0 F8	3	1	0	1	1	1	0					
Mark Loretta, R (1, 4) OBP: 0.269, SLG: 0.316	3-3 K		1-0 P2		0-2 F7		3-2 G4-3		1-2 BB 1B	5	0	1	0	0	0	1					
Ryan Klesko, L (1, 3) OBP: 0.349, SLG: 0.405	3-2 P5		4-1 BB 2B BB		0-1 P5		1-3 K		4-0 BB	3	1	0	0	2	1	0					
Rondell White, R (1, 7) OBP: 0.318, SLG: 0.443		0-0 P4	1-2 2B		1-0 E7 G3-1 HR 1B		4-1 1B 2B BB		1-2 L4	4	2	2	2	1	0	2					
Sean Burroughs, L (1, 5) OBP: 0.268, SLG: 0.297		4-0 BB BB	0-0 P5		0-1 G3-1		2-2 BB 2B 1B		2-3 K	4	1	1	0	1	1	4					
Xavier Nady, R (1, 9) OBP: 0.333, SLG: 0.419		4-0 BB BB		1-1 L9		0-0 HR		0-3 K		3	1	1	2	1	1	2					
Mike Rivera, R (1, 2) OBP: 0.235, SLG: 0.200		1-2 F9		0-3 K		1-3 K		4-1 2B BB		3	0	0	0	1	2	2					
Shane Victorino, S (1, 8) OBP: 0.241, SLG: 0.231		1-0 P6		0-2 F8		3-2 E7 SH5-4 1B		0-2 BB 2B		4	1	2	2	0	0	2					
44 Jake Peavy, R (1, 1) OBP: 0.200, SLG: 0.111			2-3 K		0-3 K		0-0 SH5-4		0-3 K	2	0	0	0	0	0	2					
Mike Matthews, L (7, 1)										0	0	0	0	0	0	0					
Luther Hackman, R (7, 1)										1	0	0	0	0	1	2					
Jesse Orosco, L (9, 1)										0	0	0	0	0	0	0					
Inning Stats	R: 0 H: 0 E: 0 K: 2 S: 11	H: 0 LOB: 0 BB: 0 P: 18	R: 0 H: 0 E: 0 K: 0 S: 5	H: 0 LOB: 2 BB: 2 P: 15	R: 2 H: 1 E: 0 K: 1 S: 13	H: 1 LOB: 1 BB: 2 P: 25	R: 0 H: 0 E: 0 K: 1 S: 9	H: 0 LOB: 0 BB: 0 P: 10	R: 0 H: 0 E: 0 K: 1 S: 7	H: 0 LOB: 0 BB: 0 P: 8	R: 2 H: 2 E: 1 K: 1 S: 9	H: 2 LOB: 0 BB: 0 P: 11	R: 1 H: 1 E: 0 K: 0 S: 11	H: 1 LOB: 0 BB: 0 P: 19	R: 2 H: 2 E: 0 K: 3 S: 17	H: 2 LOB: 2 BB: 2 P: 28	R: 0 H: 1 E: 0 K: 1 S: 10	H: 1 LOB: 2 BB: 1 P: 20	1B: 4 2B: 2 3B: 0 HR: 1	SF: 1 SAC: 1 DP: 0 HBP: 0	WP: 0 PA: 41 PB: 0 SB: 0 CS: 0
PITCHER	IP	WLS	BF	H	R	ER	SO	BB	IBB	HBP	BLK	WP	HR	S	P	ERA	WHIP				
Jeff Austin, R (1, 1) ERA: 6.0	6.0	L	25	3	4	4	6	4	0	0	0	0	1	54	87	6.00	1.167				
Brian Reith, R (7, 1) ERA: 9.0	2.0		11	3	3	2	3	2	0	0	0	0	0	28	47	9.00	2.500				
Kent Mercker, L (9, 1) ERA: 2.7	1.0		5	1	0	0	1	1	0	0	0	0	0	10	20	0.00	2.000				

San Diego Padres @ Cincinnati Reds
Great American Ball Park, Cincinnati, OH
Fri Apr 25 2003, 7:10 PM EDT
Att: 22,453 - Cloudy - 54 F

AB 32
R 7
H 7
RBI 7
BB 7
SO 10
LOB 15



Batter	1	2	3	4	5	6	7	8	9	AB	R	H	RBI	BB	SO	LOB	BOTTOM				
Felipe Lopez, S (1, 6) OBP: 0.521, SLG: 0.333	1-3 K		1-3 K			1-0 G6-3		2-3 K		4	0	0	0	0	3	1					
Jose Guillen, R (1, 9) OBP: 0.235, SLG: 0.485	0-3 K			1-2 G5-3		0-0 HR		2-0 G5-3		4	1	1	1	0	1	0					
Sean Casey, L (1, 3) OBP: 0.398, SLG: 0.471	0-3 K			0-0 G4-3		4-1 FC6-4 SF9 BB		3-1 P5		3	1	0	0	1	1	0					
Austin Kearns, R (1, 8) OBP: 0.411, SLG: 0.641		0-0 L5		0-0 G5-3		3-2 FC6-4 1B		3-3 K		4	0	1	0	0	1	0					
Aaron Boone, R (1, 5) OBP: 0.286, SLG: 0.429		2-3 K			1-2 P4	1-0 FC6-4 FC4		4-1 DI BB		3	0	0	0	1	1	2					
Adam Dunn, L (1, 7) OBP: 0.329, SLG: 0.556		4-0 BB		4-1 G6-3 BB		1-2 SF9		1-1 G3-1		1	0	0	1	2	0	1					
Juan Castro, R (1, 4) OBP: 0.333, SLG: 0.500		2-3 K		0-1 G6-3		0-0 FC4				3	0	0	0	0	1	3					
Kelly Stinnett, R (1, 2) OBP: 0.316, SLG: 0.632			3-3 K			2-2 G6-3 1B		1-0 F9		3	0	1	0	0	1	0					
Jeff Austin, R (1, 1)			2-3 K			0-3 K		2-2 HR		1	0	0	0	0	1	0					
6 Ryan Freel, R (6, PH)										1	0	0	0	0	1	1					
Brian Reith, R (7, 1)										0	0	0	0	0	0	0					
Reggie Taylor, L (8, PH)										1	1	1	1	0	0	0					
Kent Mercker, L (9, 1)										0	0	0	0	0	0	0					
Inning Stats	R: 0 H: 0 E: 0 K: 3 S: 9	H: 0 LOB: 0 BB: 0 P: 10	R: 0 H: 0 E: 0 K: 2 S: 8	H: 0 LOB: 1 BB: 1 P: 16	R: 0 H: 0 E: 0 K: 3 S: 9	H: 0 LOB: 0 BB: 0 P: 15	R: 0 H: 0 E: 0 K: 0 S: 5	H: 0 LOB: 0 BB: 0 P: 6	R: 0 H: 0 E: 0 K: 1 S: 6	H: 0 LOB: 0 BB: 1 P: 11	R: 0 H: 1 E: 0 K: 1 S: 7	H: 1 LOB: 0 BB: 0 P: 10	R: 2 H: 2 E: 0 K: 0 S: 9	H: 2 LOB: 1 BB: 1 P: 18	R: 1 H: 1 E: 0 K: 1 S: 8	H: 1 LOB: 0 BB: 0 P: 15	R: 0 H: 0 E: 0 K: 1 S: 9	H: 0 LOB: 1 BB: 1 P: 20	1B: 2 2B: 0 3B: 0 HR: 2	SF: 1 SAC: 0 DP: 2 HBP: 0	WP: 0 PA: 33 PB: 0 SB: 0 CS: 0
PITCHER	IP	WLS	BF	H	R	ER	SO	BB	IBB	HBP	BLK	WP	HR	S	P	ERA	WHIP				
44 Jake Peavy, R (1, 1) ERA: 3.99	6.1		23	3	2	2	9	3	0	0	0	0	1	50	82	2.84	0.947				
Mike Matthews, L (7, 1) ERA: 3.31	0.1	H	1	0	0	0	0	0	0	0	0	0	0	1	1	0.00	0.000				
Luther Hackman, R (7, 1) ERA: 3.38	1.1	H	5	1	1	1	1	0	0	0	0	0	1	10	18	6.75	0.750				
Jesse Orosco, L (9, 1) ERA: 4.7	1.0		4	0	0	0	1	1	0	0	0	0	0	9	20	0.00	1.000				

San Diego Padres @ Cincinnati Reds
Great American Ball Park, Cincinnati, OH
Fri Apr 25 2003, 7:10 PM EDT
Att: 22,453 - Cloudy - 54 F

AB 28
R 3
H 4
RBI 3
BB 4
SO 11
LOB 8



Batter	1	2	3	4	5	6	7	8	9	10	AB	R	H	RBI	BB	SO	LOB	TOP			
Ramón Vázquez, L OBP: 0.419, SLG: 0.381											5	0	1	1	0	3	2	San Diego Padres @ Cincinnati Reds Great American Ball Park, Cincinnati, OH Sat. Apr. 26 2003, 1:15 PM EDT Att. 23,521 - Sunny - 65 F			
Mark Loretta, R OBP: 0.330, SLG: 0.309 Brandon Villaliente, R OBP: 0.421, SLG: 0.421 Brian Buchanan, R OBP: 0.421, SLG: 0.421 Mike Matthews, L OBP: 0.387, SLG: 0.387 Jesse Orosco, L OBP: 0.387, SLG: 0.387 Mark Kotsay, L OBP: 0.387, SLG: 0.387 Jaret Wright, L OBP: 0.387, SLG: 0.387											2	1	0	0	1	0	0				
Ryan Klesko, L OBP: 0.363, SLG: 0.462											4	1	2	3	1	0	0				
Rondell White, R OBP: 0.323, SLG: 0.488											5	1	2	1	0	0	2				
Sean Burroughs, L OBP: 0.233, SLG: 0.279 Luther Hackman, R OBP: 0.279, SLG: 0.279											4	0	0	0	0	1	2				
Xavier Nady, R OBP: 0.320, SLG: 0.400 Dave Hansen, L OBP: 0.529, SLG: 0.333											4	0	0	0	0	1	2				
Mike Rivera, R OBP: 0.286, SLG: 0.263											4	1	2	0	0	0	1				
Shane Victorino, S OBP: 0.273, SLG: 0.241											3	1	1	0	1	0	1				
Clay Condrey, R OBP: 0.500, SLG: 0.500 Keith Lockhart, L OBP: 0.345, SLG: 0.346											1	0	0	0	0	1	0				
Lou Merloni, R OBP: 0.455, SLG: 0.462											2	0	0	0	0	0	3				
Inning Stats	R: 0 E: 0 K: 1 S: 8	H: 0 LOB: 0 BB: 0 P: 11	R: 0 E: 0 K: 0 S: 7	H: 1 LOB: 1 BB: 0 P: 8	R: 0 E: 0 K: 2 S: 9	H: 0 LOB: 0 BB: 0 P: 10	R: 1 E: 0 K: 1 S: 9	H: 1 LOB: 0 BB: 0 P: 14	R: 0 E: 0 K: 1 S: 9	H: 1 LOB: 0 BB: 0 P: 12	R: 3 E: 0 K: 0 S: 8	H: 1 LOB: 0 BB: 2 P: 16	R: 2 E: 1 K: 0 S: 12	H: 3 LOB: 1 BB: 0 P: 16	R: 0 E: 0 K: 1 S: 10	H: 0 LOB: 1 BB: 1 P: 22	R: 0 E: 0 K: 0 S: 5	H: 0 LOB: 1 BB: 1 P: 10	1B: 4 2B: 2 3B: 0 HR: 2	SF: 0 SAC: 1 DP: 1 HBP: 0	WP: 0 PA: 41 PB: 0 SB: 0 CS: 0
PITCHER	IP WLS BF H R ER SO BB IBB HBP BLK WP HR S P ERA WHIP	Danny Graves, R ERA: 7.81	Gabe White, L ERA: 2.53	Kent Mercker, L ERA: 2.7	Scott Sullivan, R ERA: 4.05	Felix Heredia, L ERA: 1.42															

Batter	1	2	3	4	5	6	7	8	9	10	AB	R	H	RBI	BB	SO	LOB	BOTTOM			
6 Ryan Freel, R OBP: 0.429, SLG: 0.200											4	2	1	0	2	1	4	San Diego Padres @ Cincinnati Reds Great American Ball Park, Cincinnati, OH Sat. Apr. 26 2003, 1:15 PM EDT Att. 23,521 - Sunny - 65 F			
Jose Guillen, R OBP: 0.300, SLG: 0.500											5	0	3	1	1	1	2				
Sean Casey, L OBP: 0.364, SLG: 0.444											5	0	0	0	1	0	4				
Aaron Boone, R OBP: 0.298, SLG: 0.427											5	2	2	1	1	0	3				
Adam Dunn, L OBP: 0.363, SLG: 0.595											2	3	1	2	3	1	2				
Wily Mo Peña, R OBP: 0.083, SLG: 0.083 Austin Kearns, R OBP: 0.418, SLG: 0.650											3	0	0	0	0	1	4				
Juan Castro, R OBP: 0.303, SLG: 0.452 Felipe Lopez, S OBP: 0.321, SLG: 0.324											2	0	0	1	1	1	5				
Jason LaRue, R OBP: 0.365, SLG: 0.367 Kelly Stinnett, R OBP: 0.348, SLG: 0.591											1	0	0	0	0	0	0				
Danny Graves, R Gabe White, L Kent Mercker, L Scott Sullivan, R Felix Heredia, L											3	0	1	0	0	0	1				
Inning Stats	R: 0 E: 0 K: 1 S: 7	H: 0 LOB: 0 BB: 0 P: 9	R: 2 E: 0 K: 0 S: 13	H: 1 LOB: 1 BB: 1 P: 25	R: 0 E: 0 K: 2 S: 15	H: 1 LOB: 2 BB: 1 P: 17	R: 0 E: 0 K: 1 S: 9	H: 2 LOB: 1 BB: 0 P: 12	R: 2 E: 0 K: 1 S: 13	H: 1 LOB: 3 BB: 3 P: 31	R: 0 E: 0 K: 2 S: 13	H: 1 LOB: 3 BB: 2 P: 27	R: 0 E: 0 K: 0 S: 10	H: 1 LOB: 2 BB: 1 P: 16	R: 1 E: 0 K: 1 S: 13	H: 1 LOB: 3 BB: 3 P: 26	1B: 8 2B: 1 3B: 0 HR: 1		SF: 0 SAC: 0 DP: 0 HBP: 2	WP: 0 PA: 54 PB: 0 SB: 3 CS: 0	
PITCHER	IP WLS BF H R ER SO BB IBB HBP BLK WP HR S P ERA WHIP	Clay Condrey, R ERA: 8.66	Brandon Villaliente, R ERA: 7.82	Mike Matthews, L ERA: 4.32	Matt Hergens, R ERA: 1.08	Jesse Orosco, L ERA: 1.7	Jaret Wright, R ERA: 4.11	Luther Hackman, R ERA: 3.27													



Batter	1	2	3	4	5	6	7	8	9	AB	R	H	RBI	BB	SO	LOB	TOP			
Ramón Vázquez, L OBP: 0.418, SLG: 0.409	G1-4-3		F7				G5-3		1B BB	4	1	1	1	1	0	1				
Mark Loretta, R OBP: 0.297, SLG: 0.306	F9		1B HBP				F8		1-2 1B	4	0	1	1	0	0	1				
Ryan Klesko, L OBP: 0.365, SLG: 0.530	HR		P5				HR	G4-3	K	5	2	2	2	0	1	3				
Rondell White, R OBP: 0.337, SLG: 0.528	1B		1-2 1B				G6-3	HR	P5	5	1	3	1	0	0	2				
Dave Hansen, L OBP: 0.476, SLG: 0.267	K		G1-3				F8	FC5-4 BB		3	0	0	0	1	1	3				
Xavier Nady, R OBP: 0.324, SLG: 0.402		G4-3					L5	F9		2	0	1	0	0	0	0				
Brian Buchanan, R OBP: 0.360, SLG: 0.381			1B					F9		2	0	0	0	0	0	1				
Wiki Gonzalez, R OBP: 0.289, SLG: 0.361		G3 2B	F9				F9	FC5-4 1-2		4	0	1	0	0	0	2				
Shane Victorino, S OBP: 0.243, SLG: 0.212		G3	G3-6-3 1-2				G3	G4-3		4	0	0	0	0	0	2				
Brian Lawrence, R OBP: 0.298, SLG: 0.442			G6-3				G6-3			2	0	0	0	0	0	1				
Brandon Villafuerte, R ERA: 3.48										0	0	0	0	0	0	0				
Keith Lockhart, L OBP: 0.267, SLG: 0.370										1	0	0	0	0	0	0				
Matt Herges, L ERA: 5.54										0	0	0	0	0	0	0				
Jesse Orosco, R ERA: 6.91										0	0	0	0	0	0	0				
Sean Burroughs, L OBP: 0.203, SLG: 0.226								BB 1B	1B	1	1	1	0	0	0	0				
Inning Stats	R: 1 E: 0 K: 1 S: 15	H: 2 LOB: 1 BB: 0 P: 23	R: 0 E: 0 K: 0 S: 6	H: 1 LOB: 1 BB: 0 P: 9	R: 0 E: 0 K: 0 S: 9	H: 1 LOB: 2 BB: 0 P: 15	R: 0 E: 0 K: 0 S: 8	H: 0 LOB: 0 BB: 0 P: 15	R: 2 E: 0 K: 0 S: 9	H: 2 LOB: 0 BB: 0 P: 11	R: 0 E: 1 K: 0 S: 9	H: 1 LOB: 1 BB: 0 P: 15	R: 1 E: 0 K: 0 S: 11	H: 1 LOB: 1 BB: 1 P: 22	R: 1 E: 0 K: 1 S: 12	H: 2 LOB: 2 BB: 1 P: 21	1B: 6 2B: 1 3B: 0 HR: 4	SF: 0 SAC: 0 DP: 1 HBP: 1	WP: 0 PB: 0 SB: 0 CS: 0	PA: 40
PITCHER	IP	WLS	BF	H	R	ER	SO	BB	IBB	HBP	BLK	WP	HR	S	P	ERA	WHIP			
Paul Wilson, R ERA: 3.48	7.0	W	29	8	3	3	1	0	0	1	0	0	3	62	97	3.86	1.143			
Felix Heredia, L ERA: 2.08	0.1		3	1	1	1	0	1	0	0	0	0	1	7	15	27.00	6.000			
John Riedling, R ERA: 5.54	0.2	H	2	0	0	0	0	0	0	0	0	0	0	4	7	0.00	0.000			
Scott Williamson, R ERA: 1.64	1.0	S	6	2	1	1	1	1	0	0	0	0	0	12	21	9.00	3.000			

San Diego Padres @ Cincinnati Reds
Great American Ball Park, Cincinnati, OH

AB 37
R 5
H 11
RBI 5
BB 2
SO 2
LOB 16



WP: 0 PA: 40
PB: 0
SB: 0
CS: 0

San Diego Padres @ Cincinnati Reds
Great American Ball Park, Cincinnati, OH


AB 32
R 7
H 8
RBI 6
BB 7
SO 8
LOB 21



WP: 0 PA: 42
PB: 0
SB: 2
CS: 0

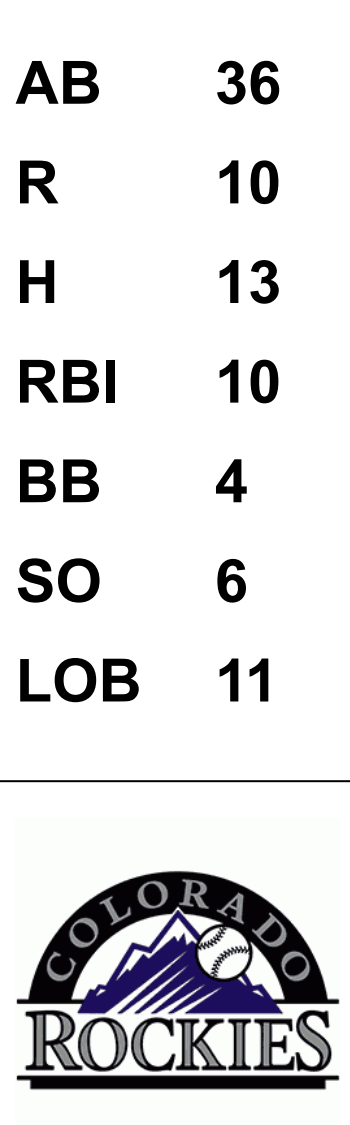
Batter	1	2	3	4	5	6	7	8	9	AB	R	H	RBI	BB	SO	LOB	BOTTOM			
6 Ryan Freel, R OBP: 0.364, SLG: 0.125	F8		F8				G5-3			3	0	0	0	0	0	2				
Juan Castro, R OBP: 0.294, SLG: 0.438							1B HBP			1	0	0	0	0	0	1				
Jose Guillen, R OBP: 0.333, SLG: 0.500	G4-3		BB BB				G6-3			4	0	2	1	0	0	1				
Felix Heredia, L ERA: 2.08			1B							0	0	0	0	0	0	0				
John Riedling, R ERA: 5.54			BB BB				FC3-6 1B			0	0	0	0	0	0	0				
Scott Williamson, R ERA: 1.64			1-2 2-3				1-2 2-3 3-H			0	0	0	0	0	0	0				
Sean Casey, L OBP: 0.385, SLG: 0.430	L5		BB				FC3-6			3	0	0	2	2	0	2				
Austin Kearns, R OBP: 0.417, SLG: 0.631		G1-3	BB					F7		4	0	1	0	1	1	5				
Aaron Boone, R OBP: 0.294, SLG: 0.416		BB 1B	BB				E6 1B BB E	1B		5	2	1	0	0	2	4				
Adam Dunn, L OBP: 0.354, SLG: 0.564		K	F9				E SF9 BB	K		4	1	0	0	1	2	5				
Felipe Lopez, S OBP: 0.329, SLG: 0.347		BB 2B					E1 SF9 1B	G3-1		4	2	2	1	0	1	0				
Kelly Stinnett, R OBP: 0.407, SLG: 0.680		2H 2B					BB 1B 6 FC3-6 IBB	K		3	2	2	1	1	1	0				
Paul Wilson, R ERA: 3.88		2H 2B					BB 2B			1	0	0	1	1	1	1				
Reggie Taylor, L OBP: 0.282, SLG: 0.333		K					BB HBP BB	S BB		0	0	0	0	1	0	0				
Inning Stats	R: 0 E: 0 K: 0 S: 5	H: 0 LOB: 0 BB: 0 P: 6	R: 2 E: 0 K: 2 S: 13	H: 3 LOB: 1 BB: 0 P: 21	R: 0 E: 0 K: 1 S: 13	H: 1 LOB: 3 BB: 2 P: 27	R: 1 E: 0 K: 1 S: 13	H: 1 LOB: 3 BB: 2 P: 31	R: 4 E: 2 K: 1 S: 19	H: 2 LOB: 2 BB: 2 P: 36	R: 0 E: 0 K: 1 S: 8	H: 0 LOB: 0 BB: 0 P: 12	R: 0 E: 0 K: 1 S: 10	H: 0 LOB: 1 BB: 1 P: 15	R: 0 E: 0 K: 1 S: 12	H: 1 LOB: 1 BB: 0 P: 20	1B: 5 2B: 3 3B: 0 HR: 0	SF: 1 SAC: 0 DP: 0 HBP: 2	WP: 0 PB: 0 SB: 2 CS: 0	PA: 42
PITCHER	IP	WLS	BF	H	R	ER	SO	BB	IBB	HBP	BLK	WP	HR	S	P	ERA	WHIP			
Brian Lawrence, R ERA: 3.88	4.1	L	27	6	7	5	4	5	1	1	0	0	0	52	103	10.38	2.538			
Brandon Villafuerte, R ERA: 6.91	1.2		7	1	0	0	2	0	0	1	0	0	0	19	30	0.00	0.600			
Matt Herges, R ERA: 0.9	1.2		7	1	0	0	2	1	0	0	0	0	0	20	30	0.00	1.200			
Jesse Orosco, L ERA: 4.5	0.1		1	0	0	0	0	0	0	0	0	0	0	2	5	0.00	0.000			

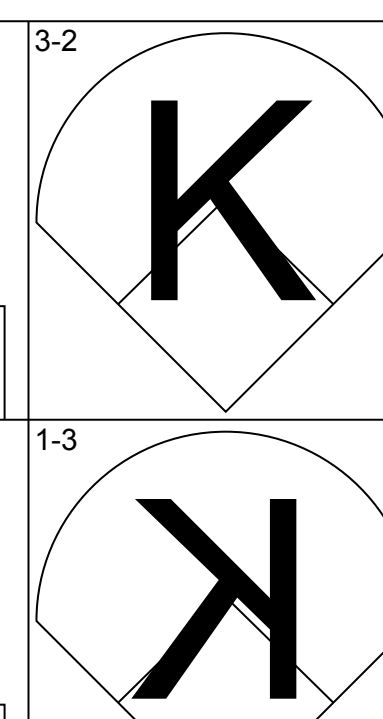
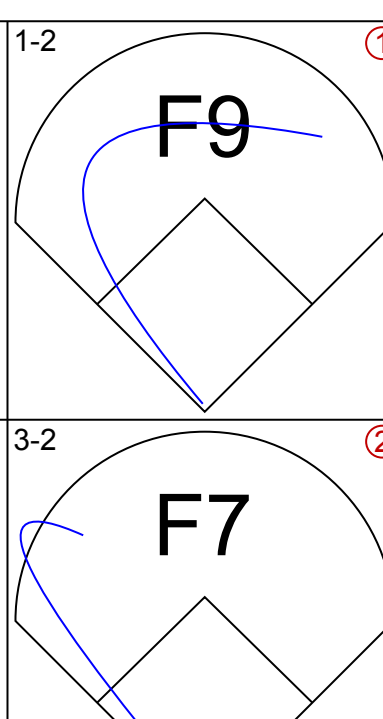
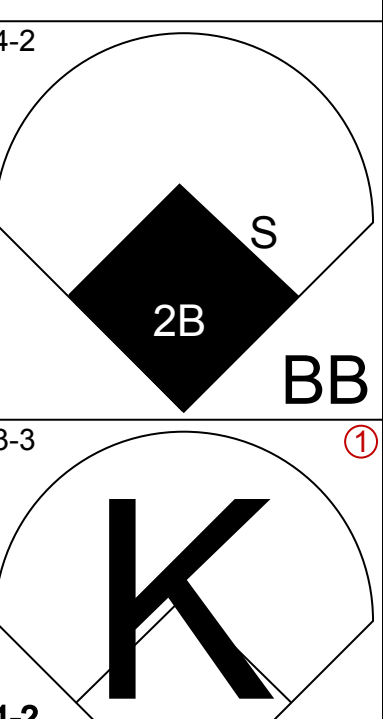
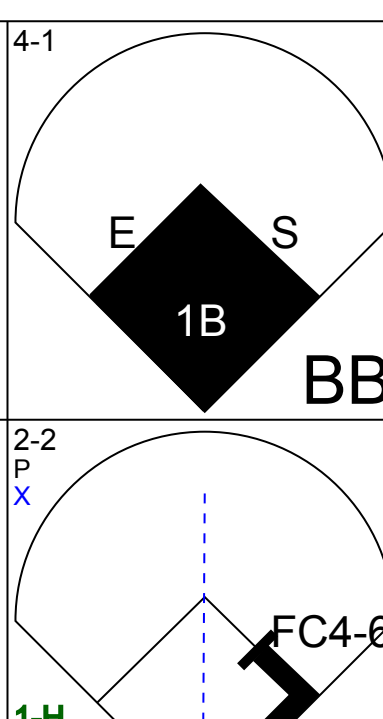
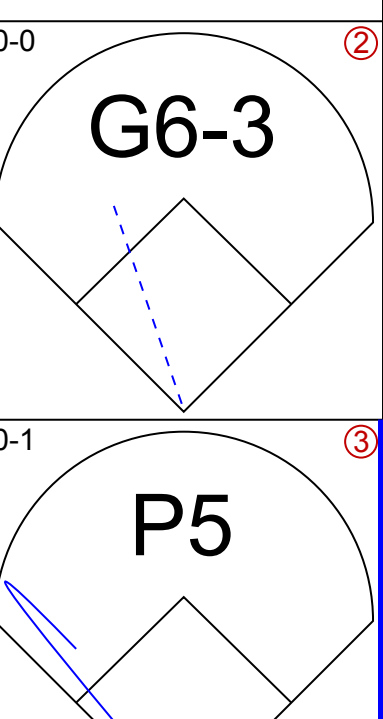
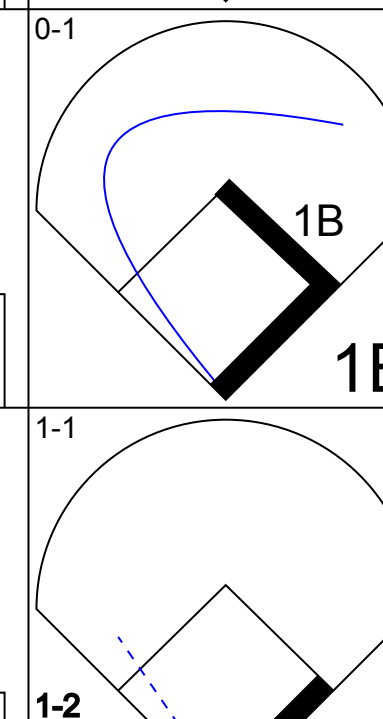
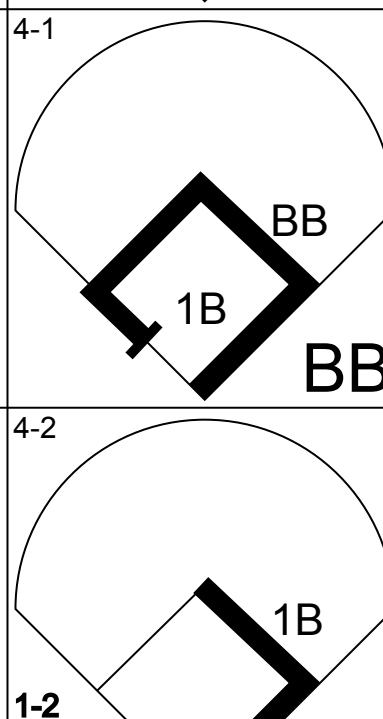
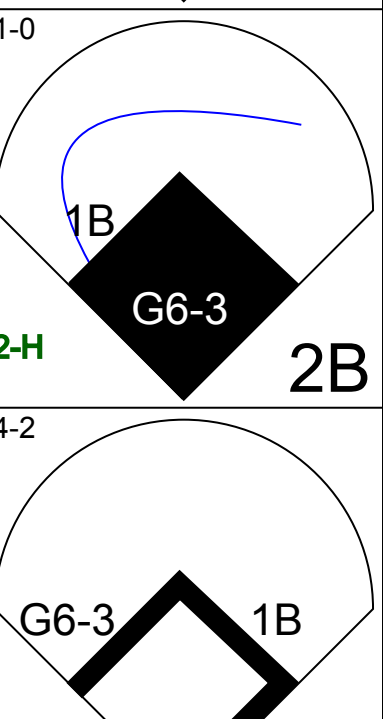
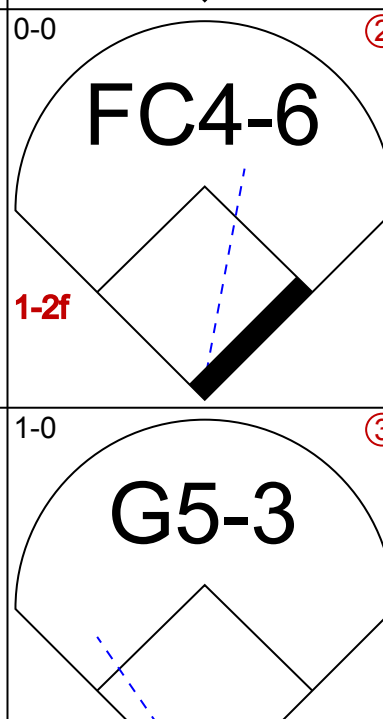

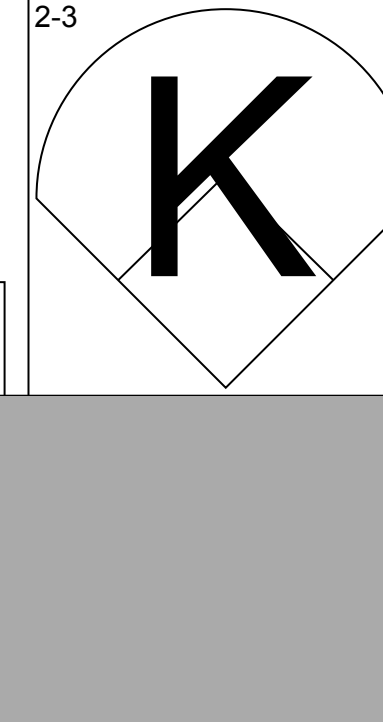
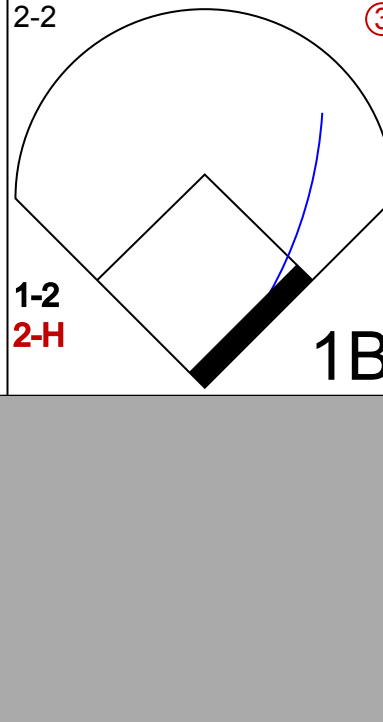
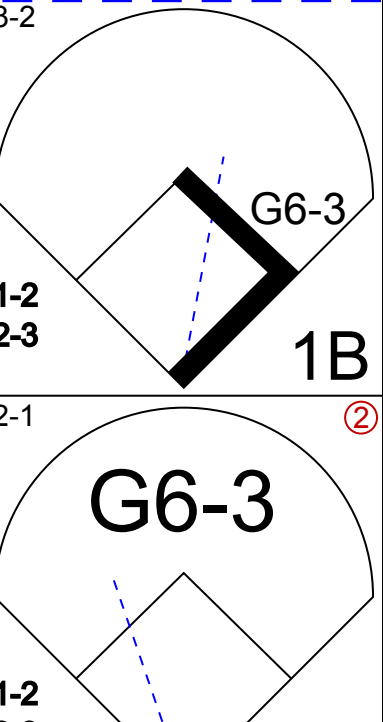




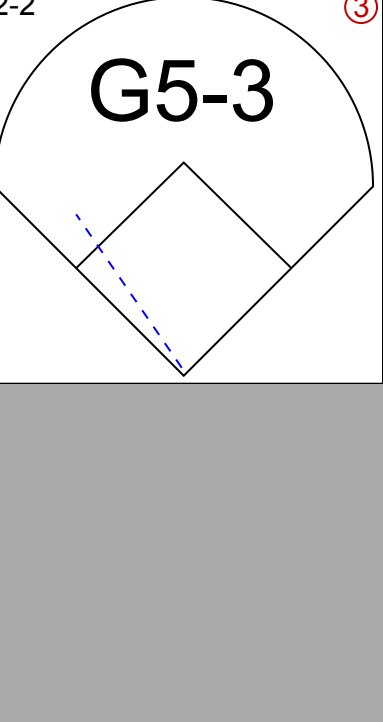
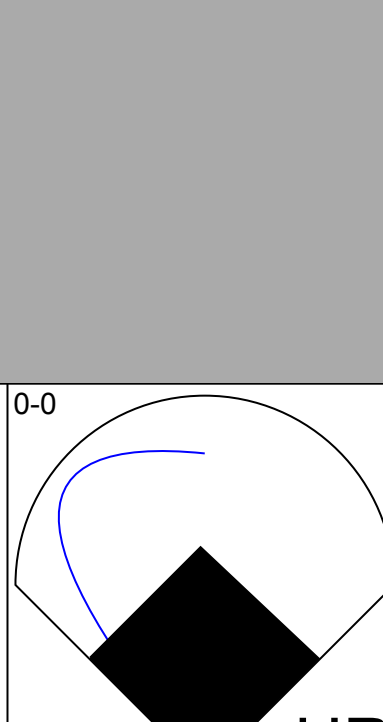

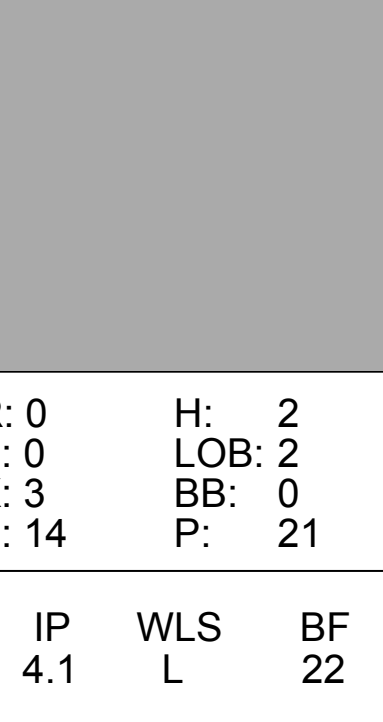
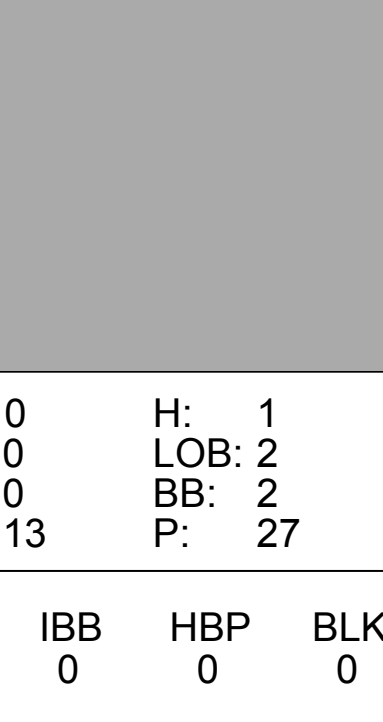
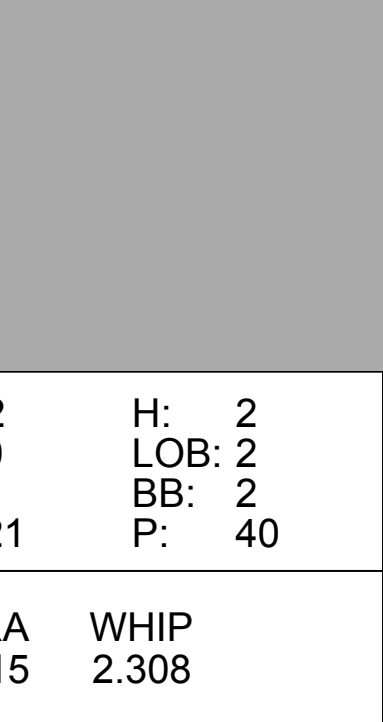

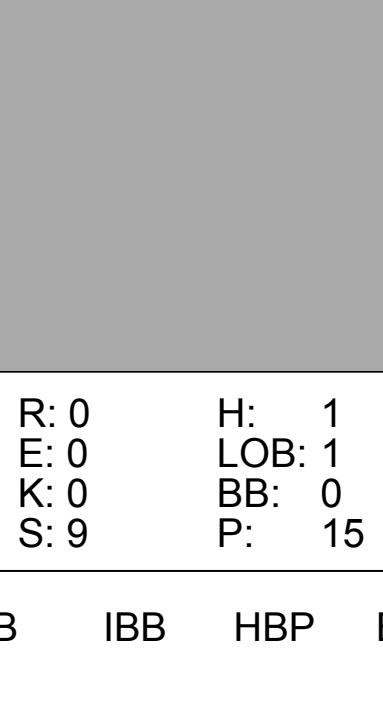
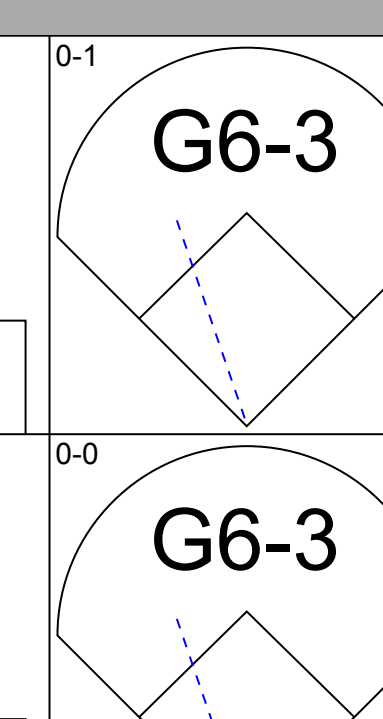
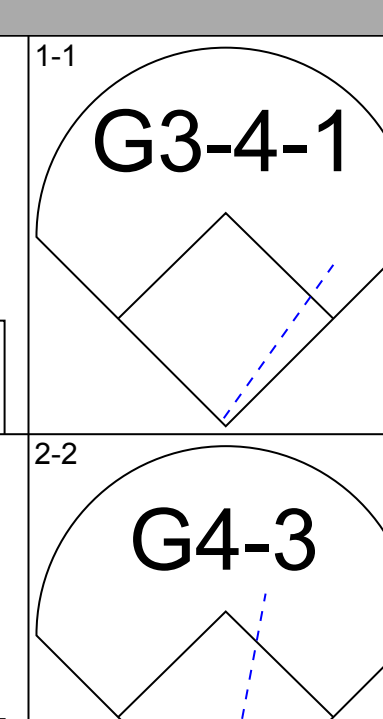
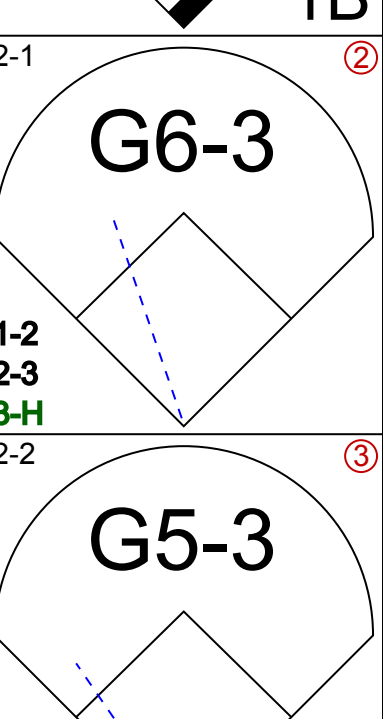

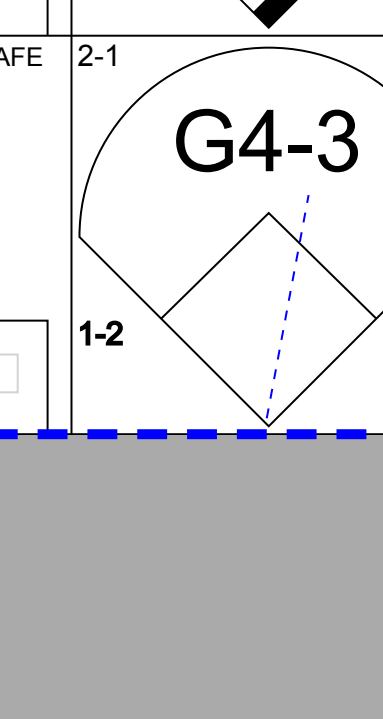
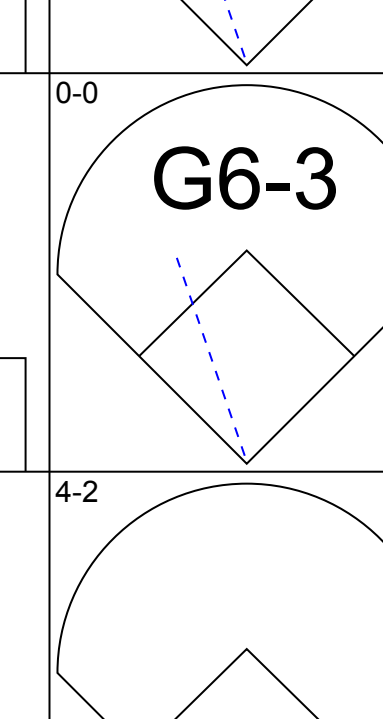
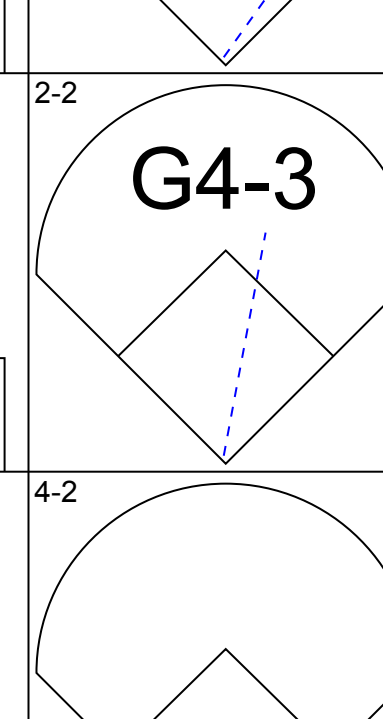
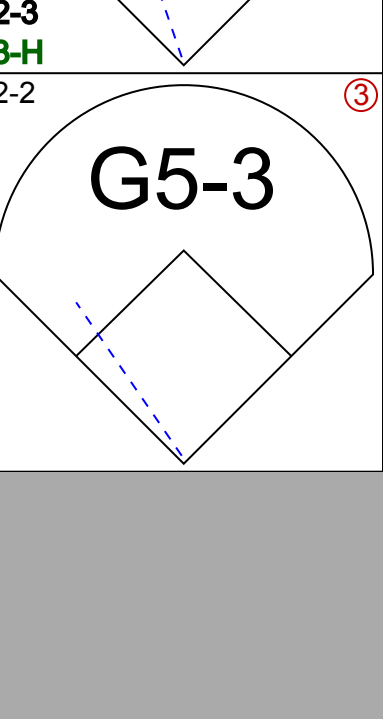
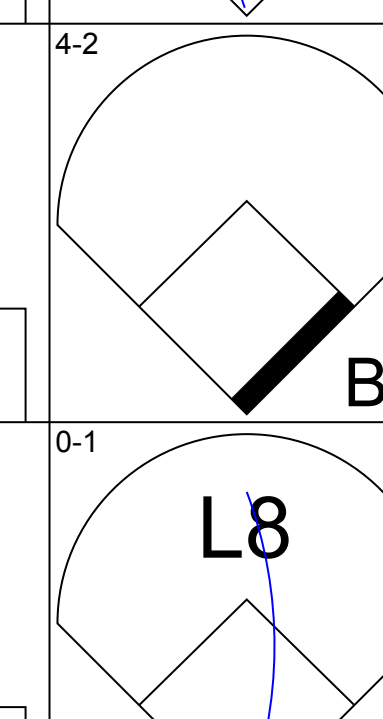
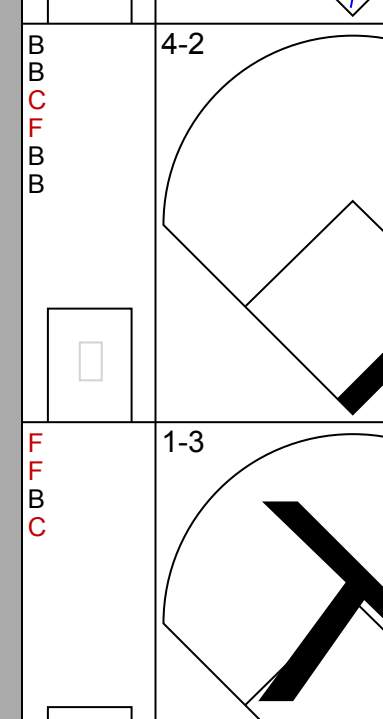
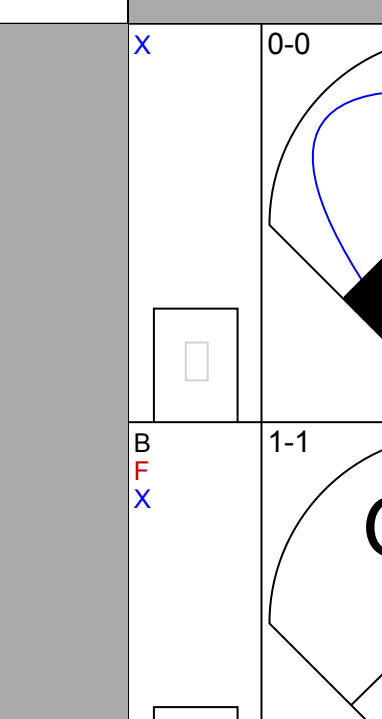
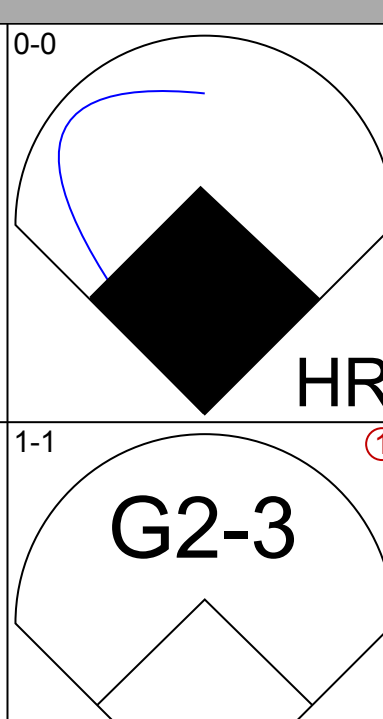
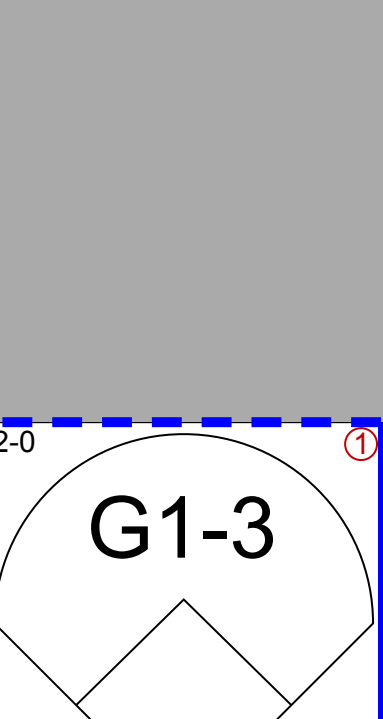
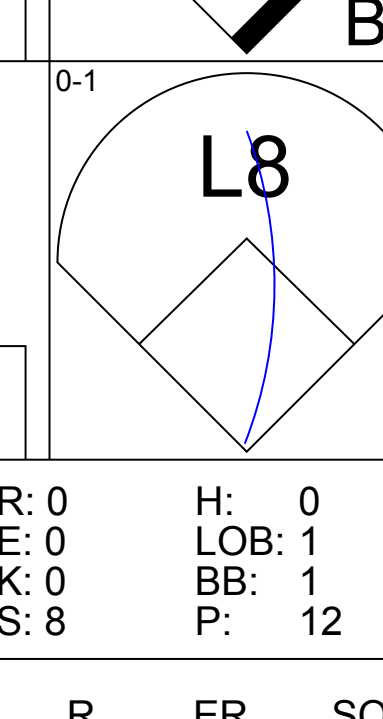
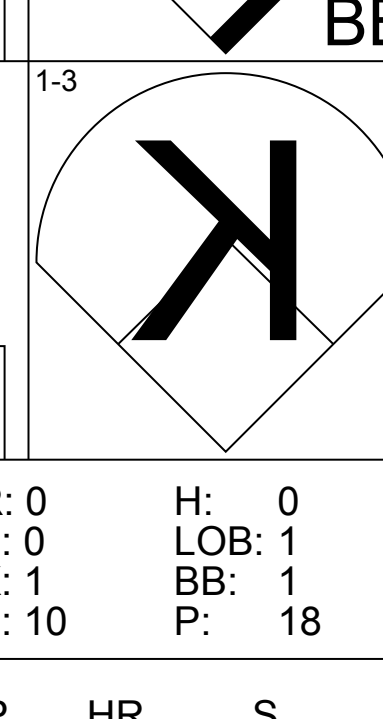
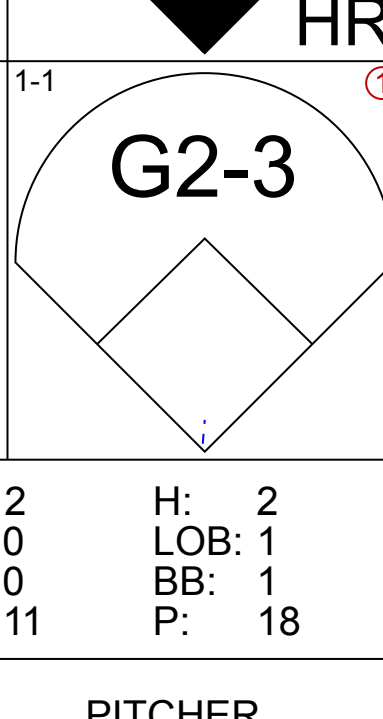
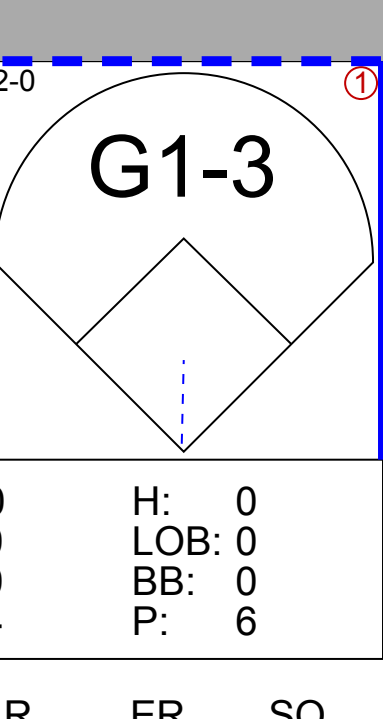
WP: 0 PA: 42
PB: 0
SB: 2
CS: 0

Batter	1	2	3	4	5	6	7	8	9	AB	R	H	RBI	BB	SO	LOB	TOP																					
Felipe Lopez, S OBP: 0.322, SLG: 0.338	G6-3			G3			F8		F7	5	0	1	1	0	0	2	Cincinnati Reds @ Colorado Rockies Coors Field, Denver, CO Tue Apr 29 2003, 7:05 PM MDT Att: 26,206 - Overcast - 60 F																					
Aaron Boone, R OBP: 0.298, SLG: 0.404	F7		L7	FC4-6 BB			P4		DI HR BB	3	1	0	0	2	0	1																						
Sean Casey, L OBP: 0.394, SLG: 0.500	G4-3			FC4-6			HR		HR	5	2	3	3	0	0	3																						
Austin Kearns, R OBP: 0.407, SLG: 0.602			G5-3		G6-3				K	4	0	0	0	1	2	2																						
Adam Dunn, L OBP: 0.350, SLG: 0.549									G4-3	4	1	1	0	0	2	1																						
Jose Guillen, R OBP: 0.327, SLG: 0.478	FC1								G6-3	4	1	1	0	0	0	1																						
Juan Castro, R OBP: 0.316, SLG: 0.429	F6									3	0	1	1	1	0	2																						
Jason LaRue, R OBP: 0.359, SLG: 0.349										3	0	0	0	0	3	3																						
Chris Reitsma, R Wily Mo Peña, R Kent Mercker, L Brian Reith, R Felix Heredia, L 6 Ryan Freel, R	G4-3								G6-3	2	0	0	0	0	1	3																						
Inning Stats	R: 0 E: 0 K: 0 S: 5	H: 0 LOB: 0 BB: 0 P: 11	R: 0 E: 1 K: 2 S: 12	H: 0 LOB: 2 BB: 1 P: 21	R: 0 E: 0 K: 0 S: 8	H: 2 LOB: 2 BB: 0 P: 11	R: 2 E: 0 K: 1 S: 21	H: 3 LOB: 3 BB: 1 P: 34	R: 0 E: 0 K: 1 S: 9	H: 0 LOB: 0 BB: 0 P: 16	R: 0 E: 0 K: 2 S: 7	H: 0 LOB: 0 BB: 0 P: 9	R: 1 E: 0 K: 1 S: 13	H: 1 LOB: 0 BB: 0 P: 18	R: 0 E: 0 K: 1 S: 9	H: 0 LOB: 1 BB: 1 P: 18	R: 2 E: 0 K: 1 S: 17	H: 1 LOB: 0 BB: 1 P: 28	1B: 5 2B: 0 3B: 0 HR: 2	SF: 0 SAC: 0 DP: 0 HBP: 1	WP: 0 PB: 0 SB: 0 CS: 0	PA: 40																
PITCHER	IP	WLS	BF	H	R	ER	SO	BB	IBB	HBP	BLK	WP	HR	S	P	ERA	WHIP	PITCHER				IP	WLS	BF	H	R	ER	SO	BB	IBB	HBP	BLK	WP	HR	S	P	ERA	WHIP
Jason Jennings, R ERA: 6.97	6.0	W	27	5	2	2	6	2	0	1	0	0	0	62	102	3.00	1.167																					
Dan Miceli, R ERA: 6.46	1.0		4	1	1	1	1	0	0	0	0	0	1	13	18	9.00	1.000																					
40 Brian Fuentes, L ERA: 2.31	1.0		4	0	0	0	1	1	0	0	0	0	0	9	18	0.00	1.000																					
Steve Reed, R ERA: 5.25	1.0		5	1	2	2	1	1	0	0	0	0	1	17	28	18.00	2.000																					

Batter	1	2	3	4	5	6	7	8	9	AB	R	H	RBI	BB	SO	LOB	BOTTOM																					
Ronnie Belliard, R OBP: 0.350, SLG: 0.378	G5-3	FC6-4 17 BB		G5-3	G5-3					5	1	1	2	0	0	1	Cincinnati Reds @ Colorado Rockies Coors Field, Denver, CO Tue Apr 29 2003, 7:05 PM MDT Att: 26,206 - Overcast - 60 F																					
Jay Payton, R OBP: 0.360, SLG: 0.529	17 BB 1B	P6		17 BB HR 1B					G6-3	5	2	2	0	0	1	1																						
17 Todd Helton, L OBP: 0.475, SLG: 0.656	1B G6-3 1B			HR 1B					G6-3	3	2	2	0	2	0	0																						
Preston Wilson, R OBP: 0.395, SLG: 0.598	1B 1B			HR HR					F9	4	2	2	4	1	1	2																						
Larry Walker, L OBP: 0.375, SLG: 0.562	G6-3			HR HR						4	1	1	2	0	1	3																						
José Hernández, R OBP: 0.394, SLG: 0.453				G6-3					F9	3	0	1	1	1	0	2																						
Charles Johnson, R OBP: 0.292, SLG: 0.469	F9									4	1	2	1	0	1	1																						
Chris Stynes, R OBP: 0.385, SLG: 0.481				G5-3	G4-3				G5-3	4	1	1	0	0	0	1																						
Jason Jennings, L OBP: 0.273, SLG: 0.500				G4-3						3	0	1	0	0	1	0																						
Dan Miceli, R										0	0	0	0	0	0	0																						
Chris Richard, L OBP: 0.269, SLG: 0.417										1	0	0	0	0	1	0																						
40 Brian Fuentes, L										0	0	0	0	0	0	0																						
Steve Reed, R										0	0	0	0	0	0	0																						
Inning Stats	R: 3 E: 0 K: 0 S: 17	H: 4 LOB: 1 BB: 0 P: 25	R: 1 E: 0 K: 1 S: 11	H: 2 LOB: 2 BB: 1 P: 18	R: 0 E: 0 K: 0 S: 9	H: 1 LOB: 1 BB: 1 P: 16	R: 4 E: 0 K: 0 S: 15	H: 4 LOB: 0 BB: 0 P: 22	R: 1 E: 0 K: 1 S: 11	H: 1 LOB: 0 BB: 0 P: 15	R: 0 E: 0 K: 2 S: 12	H: 0 LOB: 2 BB: 2 P: 25	R: 0 E: 0 K: 2 S: 10	H: 0 LOB: 0 BB: 0 P: 17	R: 1 E: 0 K: 0 S: 6	H: 1 LOB: 0 BB: 0 P: 8	1B: 8 2B: 1 3B: 0 HR: 4	SF: 0 SAC: 0 DP: 0 HBP: 0	WP: 0 PB: 0 SB: 0 CS: 0	PA: 40																		
PITCHER	IP	WLS	BF	H	R	ER	SO	BB	IBB	HBP	BLK	WP	HR	S	P	ERA	WHIP	PITCHER				IP	WLS	BF	H	R	ER	SO	BB	IBB	HBP	BLK	WP	HR	S	P	ERA	WHIP
Chris Reitsma, R ERA: 6.23	5.0	L	28	12	9	9	2	2	0	0	0	0	0	9	19	0.00	3.000																					
Kent Mercker, L ERA: 2.45	0.2		4	0	0	0	2	2	0	0	0	0	0	9	19	0.00	3.000																					
Brian Reith, R ERA: 7.36	1.2		6	1	1	1	2	0	0	0	0	0	1	16	28	5.40	0.600																					
Felix Heredia, L ERA: 1.98	0.2		2	0	0	0	0	0	0	0	0	0	0	3	3	0.00	0.000																					

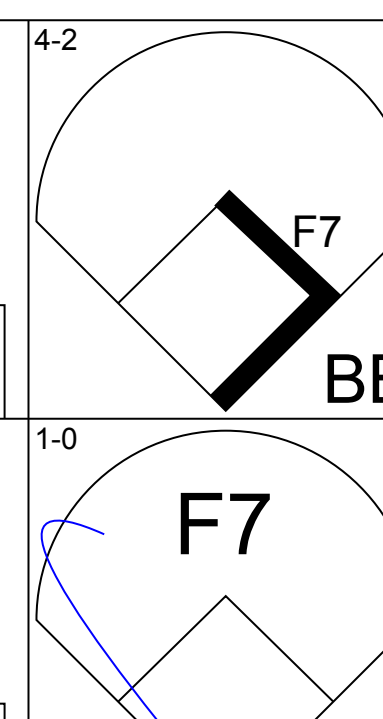
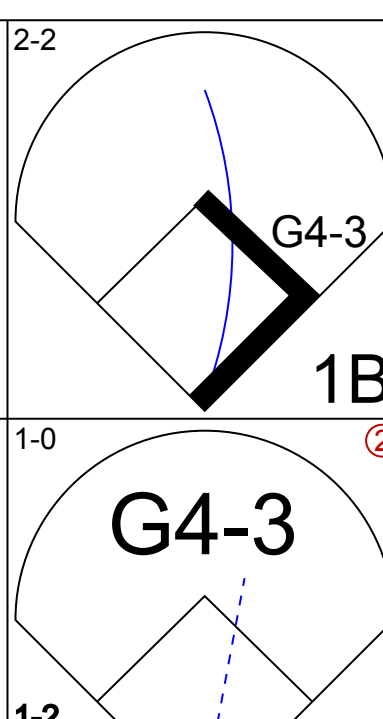
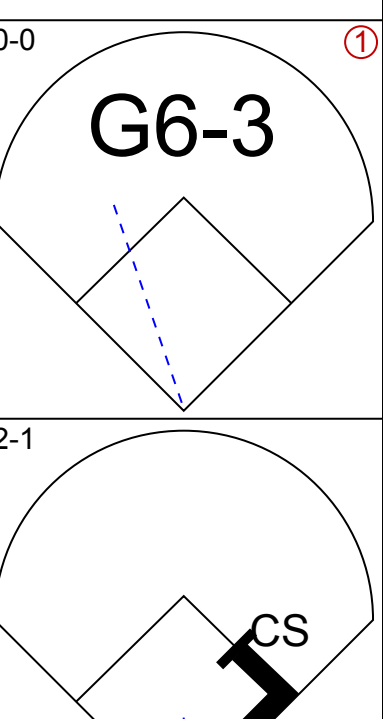
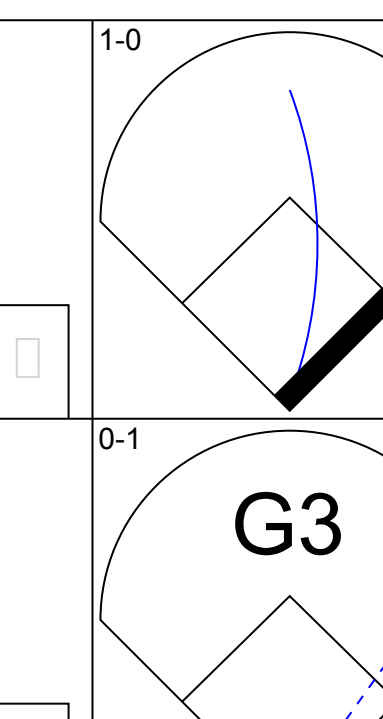
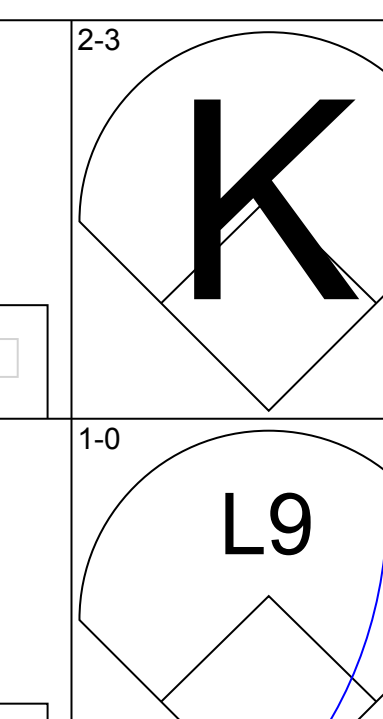
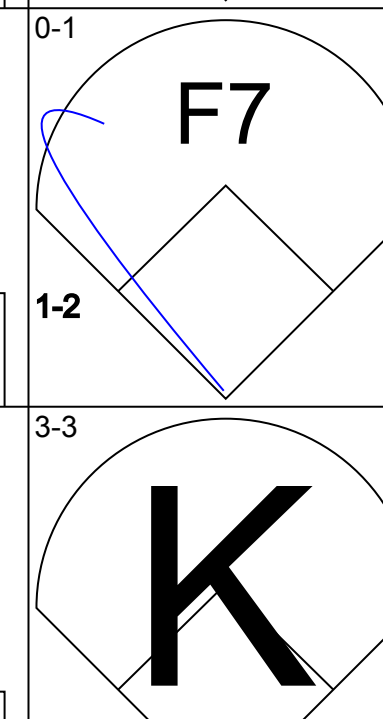

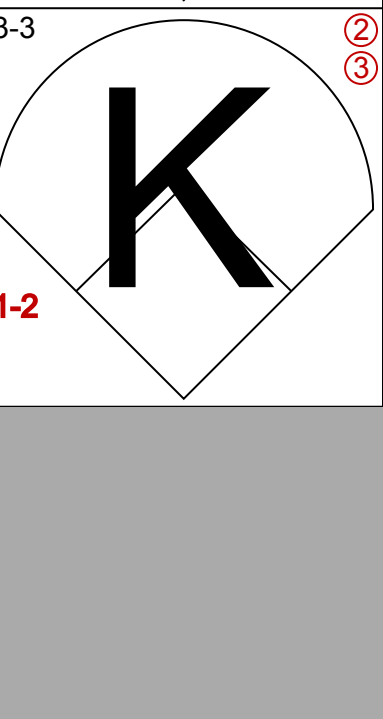

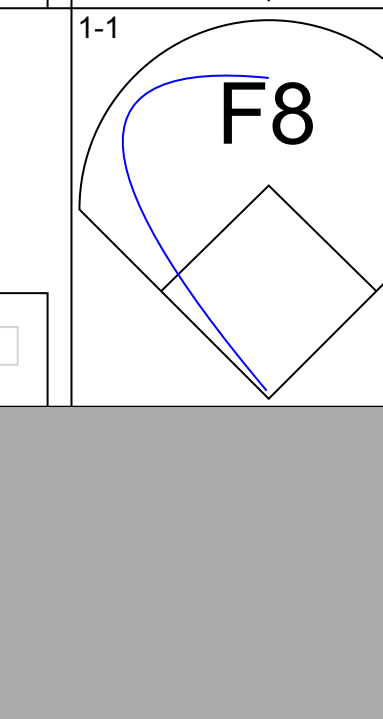



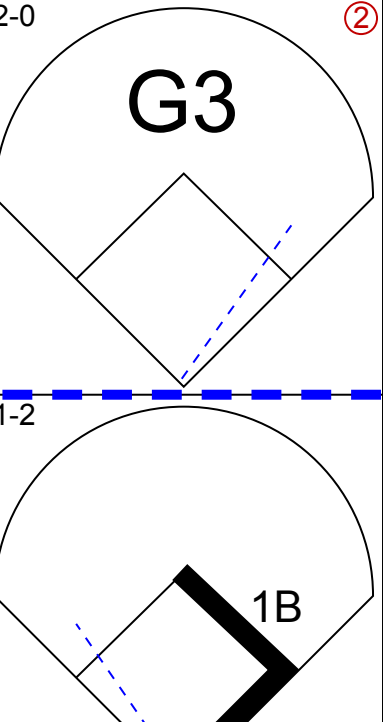



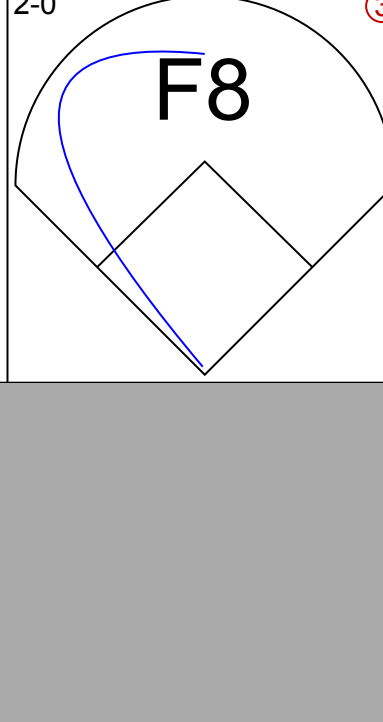
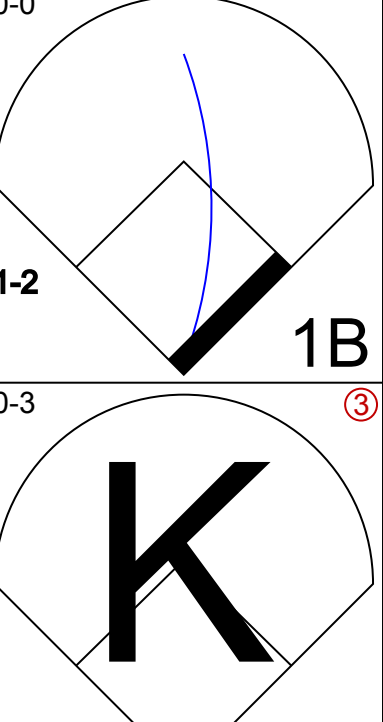
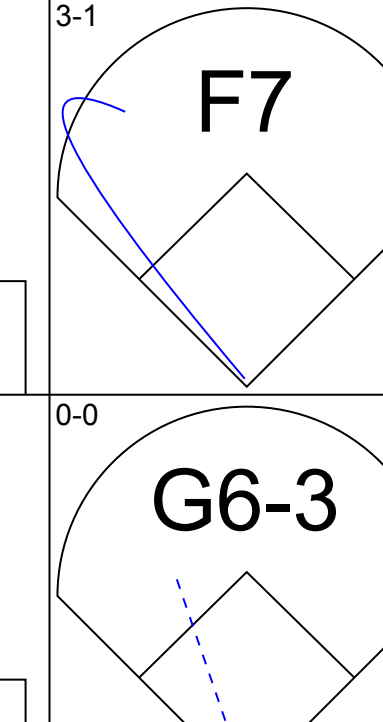
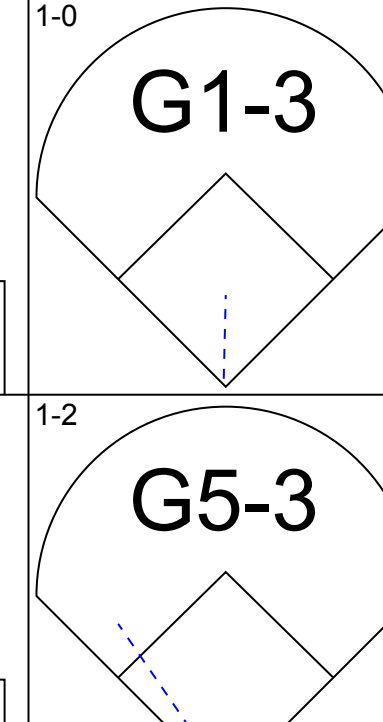
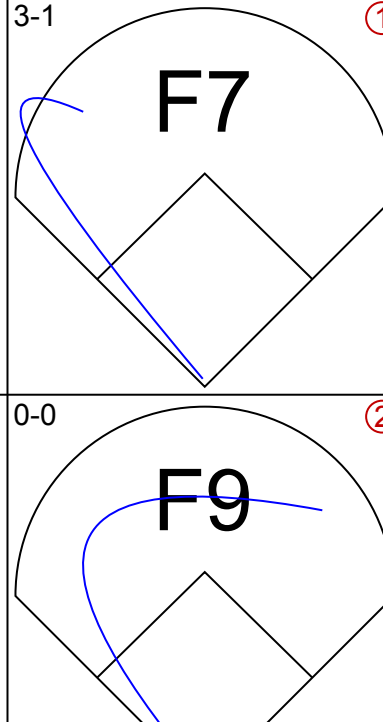
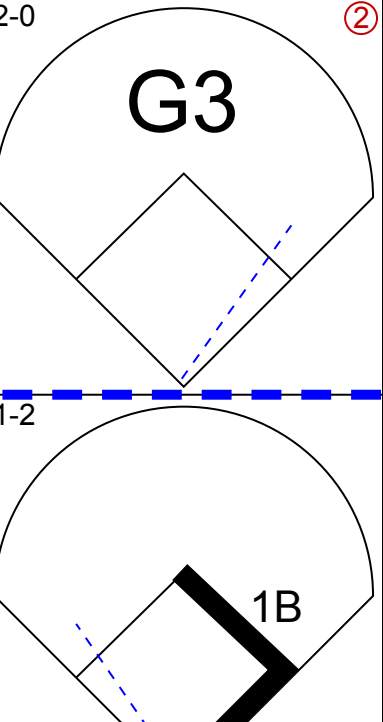
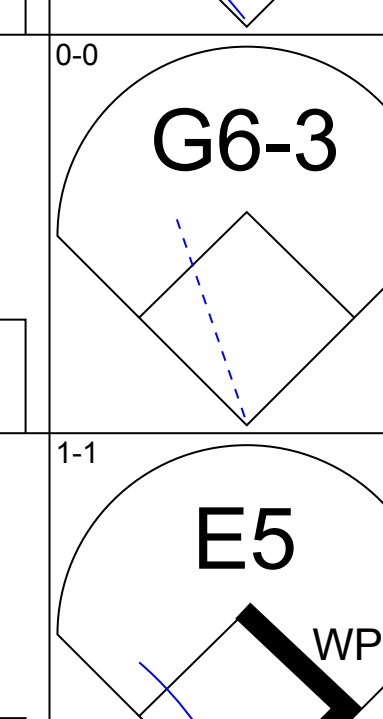
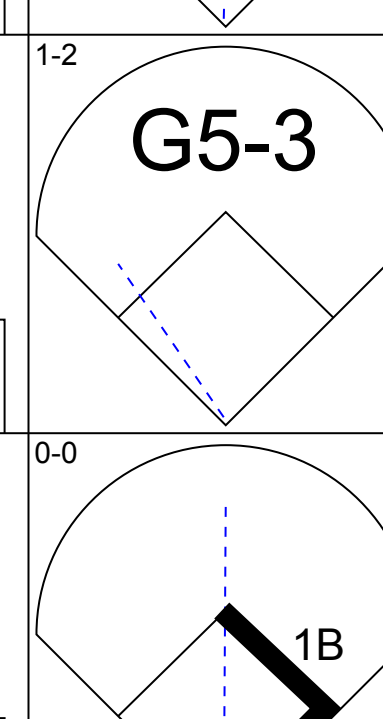
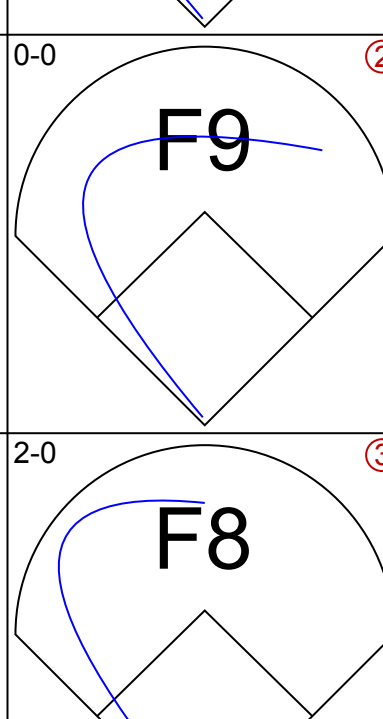
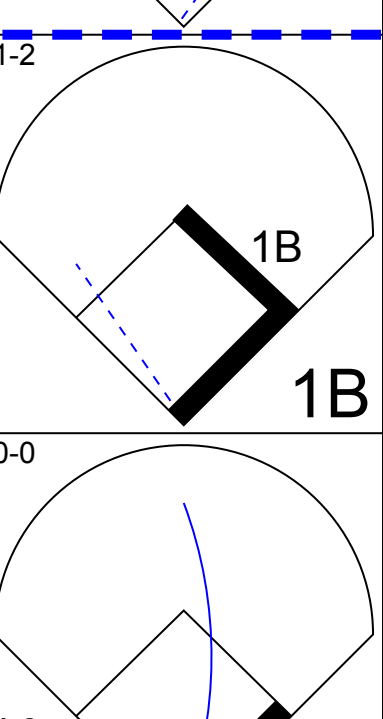
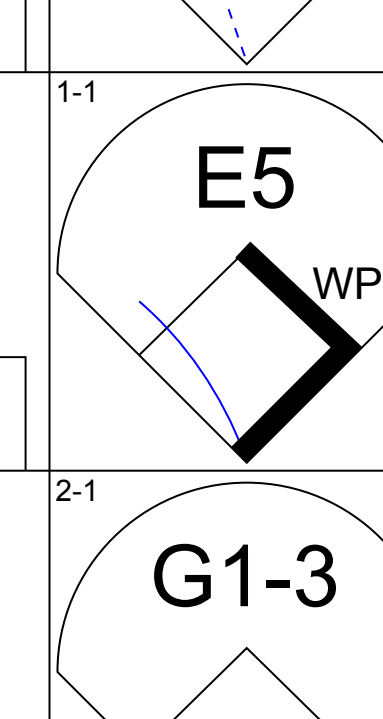
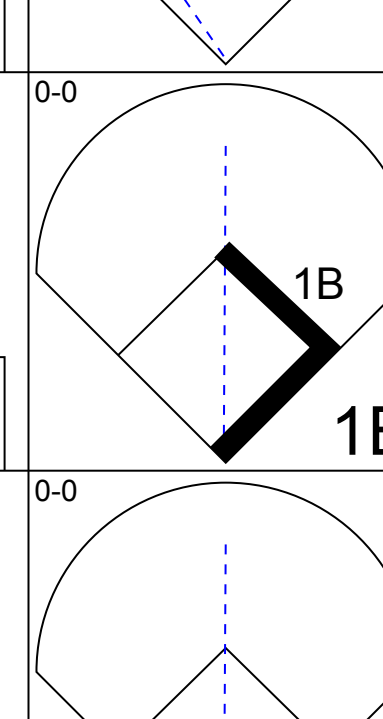
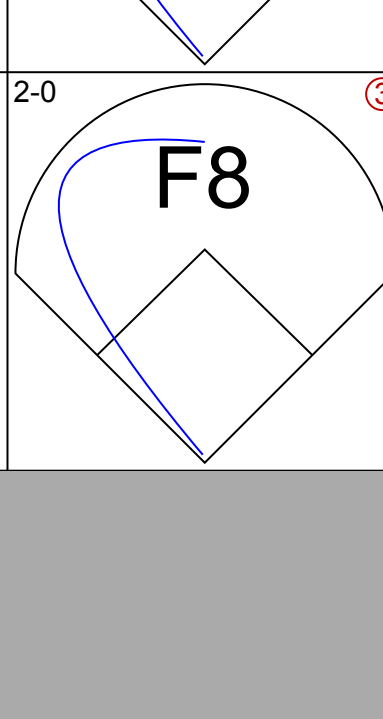
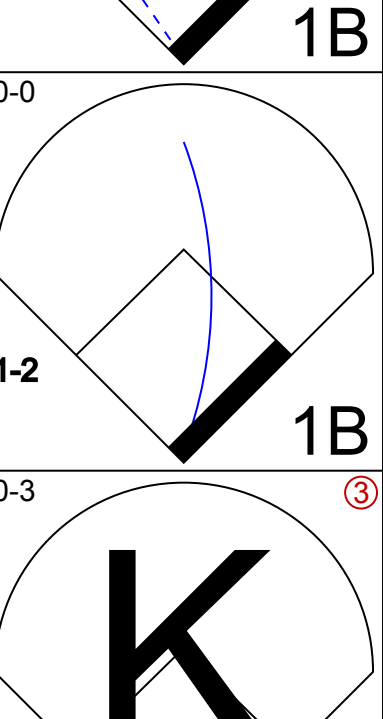
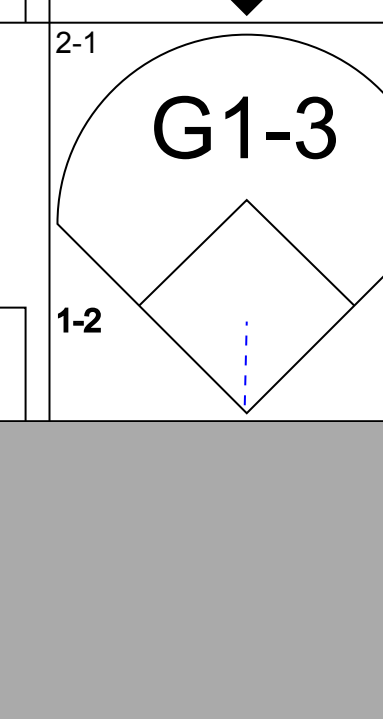
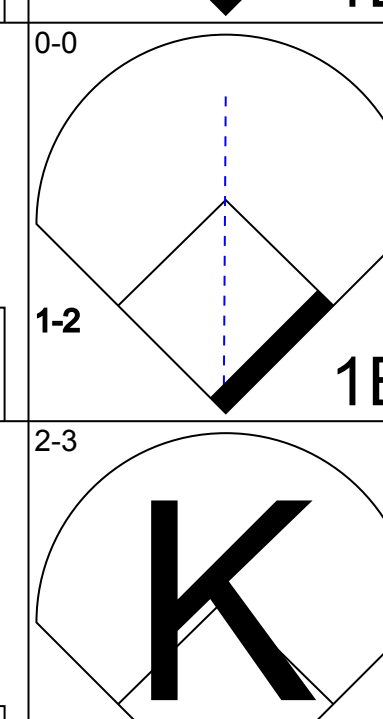
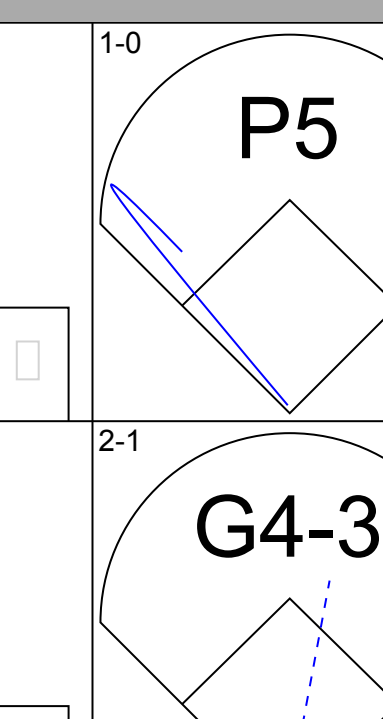
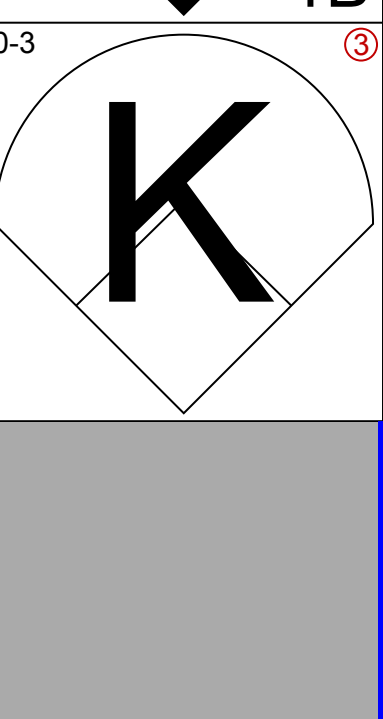
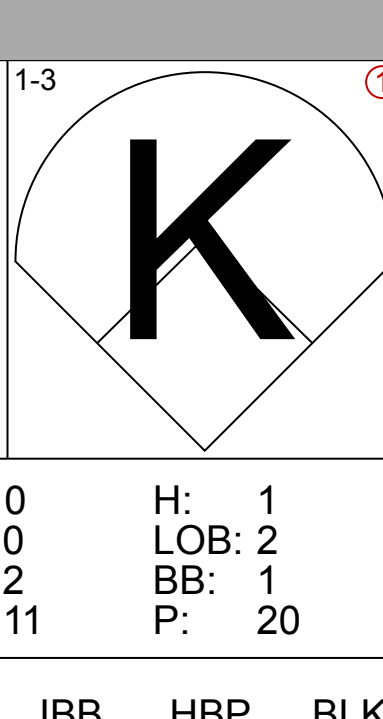
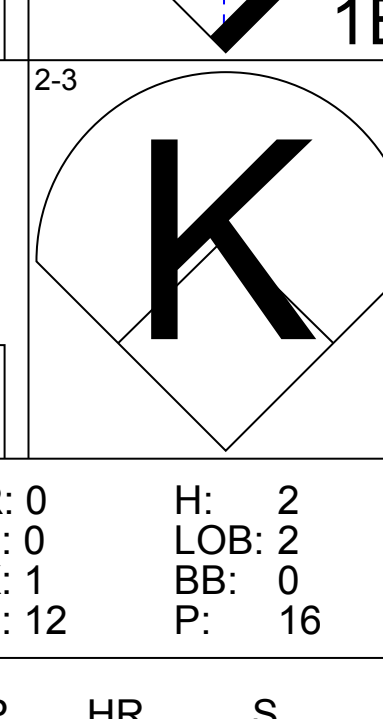
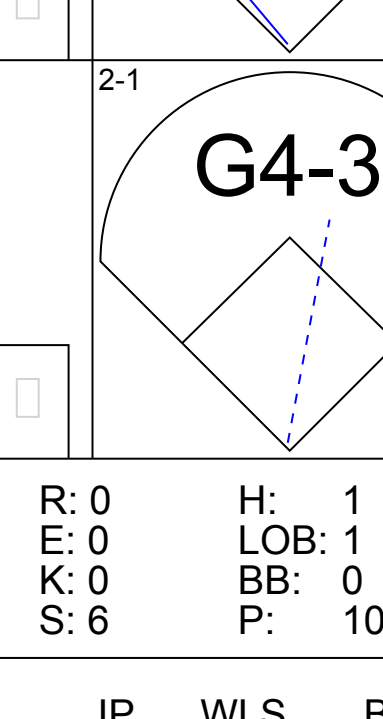
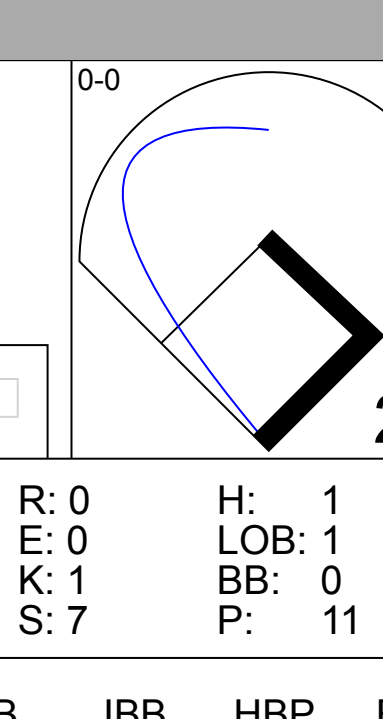
AB 35
R 5
H 7
RBI 5
BB 4
SO 9
LOB 18



Batter	1	2	3	4	5	6	7	8	9	AB	R	H	RBI	BB	SO	LOB	TOP					
Felipe Lopez, S OBP: 0.353, SLG: 0.355 (1, 6)										3	2	0	0	2	1	0	Cincinnati Reds @ San Francisco Giants PacBell Park, San Francisco, CA Fri May 02 2003, 10:15 PM EDT Att: 35,486 - Overcast - 57 F					
Adam Dunn, L OBP: 0.353, SLG: 0.557 (1, 7)										5	0	1	1	0	2	1						
Felix Heredia, L (8, 1)										0	0	0	0	0	0	0						
Scott Sullivan, R (8, 1)										0	0	0	0	0	0	0						
Sean Casey, L OBP: 0.387, SLG: 0.482 (1, 3)										4	1	2	1	1	0	1						
Austin Kearns, R OBP: 0.434, SLG: 0.606 (8, 9)										3	0	1	0	2	0	1						
Aaron Boone, R OBP: 0.328, SLG: 0.466 (1, 5)										5	0	3	0	0	2	2						
Jose Guillen, R OBP: 0.333, SLG: 0.617 (8, 7)										5	1	1	1	0	0	3						
6 Ryan Freel, R OBP: 0.304, SLG: 0.158 (1, 4)										3	0	0	1	0	0	2						
Juan Castro, R OBP: 0.333, SLG: 0.444 (7, 4)										0	0	0	0	0	0	0						
Jason LaRue, R OBP: 0.379, SLG: 0.449 (1, 2)										2	1	1	1	2	0	0						
Danny Graves, R OBP: 0.154, SLG: 0.154 (1, 1)										3	0	0	0	0	1	2						
Ruben Mateo, R OBP: 0.244, SLG: 0.268 (8, PH)										1	0	0	0	0	0	0						
Reggie Taylor, L OBP: 0.273, SLG: 0.341 (8, 8)										0	0	0	0	0	0	0						
Inning Stats	R: 0 E: 0 K: 3 S: 14	H: 2 LOB: 0 BB: 0 P: 21	R: 0 E: 0 K: 0 S: 8	H: 0 LOB: 1 BB: 1 P: 12	R: 0 E: 0 K: 0 S: 13	H: 1 LOB: 2 BB: 2 P: 27	R: 0 E: 0 K: 1 S: 10	H: 0 LOB: 1 BB: 1 P: 18	R: 2 E: 0 K: 1 S: 21	H: 2 LOB: 2 BB: 2 P: 40	R: 2 E: 0 K: 0 S: 11	H: 2 LOB: 1 BB: 1 P: 18	R: 1 E: 0 K: 1 S: 11	H: 1 LOB: 0 BB: 0 P: 16	R: 0 E: 0 K: 0 S: 4	H: 0 LOB: 0 BB: 0 P: 6	R: 0 E: 0 K: 0 S: 9	H: 1 LOB: 1 BB: 0 P: 15	1B: 6 2B: 1 3B: 1 HR: 1	SF: 0 SAC: 1 DP: 0 HBP: 0	WP: 0 PB: 0 SB: 3 CS: 0	PA: 42
PITCHER	IP	WLS	BF	H	R	ER	SO	BB	IBB	HBP	BLK	WP	HR	S	P	ERA	WHIP					
Kurt Ainsworth, R ERA: 4.81 (1, 1)	4.1	L	22	4	2	2	5	6	0	0	0	0	0	57	102	4.15	2.308					
Jim Brower, R ERA: 8.75 (5, 1)	2.2		13	4	3	3	1	1	0	0	0	0	1	31	50	10.12	1.875					
Scott Eyre, L ERA: 3.27 (8, 1)	1.0		3	0	0	0	0	0	0	0	0	0	0	4	6	0.00	0.000					
41 Chad Zerbe, L ERA: 8.71 (9, 1)	1.0		4	1	0	0	0	0	0	0	0	0	0	9	15	0.00	1.000					

AB	34
R	5
H	9
RBI	5
BB	7
SO	6
LOB	12



Batter	1	2	3	4	5	6	7	8	9	AB	R	H	RBI	BB	SO	LOB	BOTTOM				
Ray Durham, S OBP: 0.426, SLG: 0.512 (1, 4)										4	0	2	0	1	1	1	Cincinnati Reds @ San Francisco Giants PacBell Park, San Francisco, CA Fri May 02 2003, 10:15 PM EDT Att: 35,486 - Overcast - 57 F				
Neftali Perez, S OBP: 0.246, SLG: 0.274 (1, 6)										5	0	1	0	0	0	4					
Barry Bonds, L OBP: 0.495, SLG: 0.689 (1, 7)										4	1	1	1	1	1	3					
José Cruz Jr., S OBP: 0.445, SLG: 0.578 (1, 9)										4	0	1	0	0	2	3					
J.T. Snow, L OBP: 0.394, SLG: 0.459 (1, 3)										4	0	0	0	0	0	1					
Bento Santiago, R OBP: 0.356, SLG: 0.443 (1, 2)										4	0	1	0	0	0	1					
Edgardo Alfonzo, R OBP: 0.292, SLG: 0.285 (1, 5)										4	0	2	0	0	0	1					
Marquis Grissom, R OBP: 0.284, SLG: 0.434 (1, 8)										4	0	1	0	0	1	3					
Kurt Ainsworth, R OBP: 0.091, SLG: 0.091 (5, 1)										2	0	0	0	0	2	2					
Jim Brower, R OBP: 0.506, SLG: 0.500 (7, PH)										0	0	0	0	0	0	0					
Marylin Borchert, L OBP: 0.222, SLG: 0.130 (8, 1)										0	0	0	0	0	0	0					
Scott Eyre, L (8, 1)										0	0	0	0	0	0	0					
41 Chad Zerbe, L OBP: 0.221, SLG: 0.273 (9, PH)										1	0	1	0	0	0	0					
Inning Stats	R: 0 E: 0 K: 1 S: 9	H: 0 LOB: 1 BB: 1 P: 17	R: 0 E: 1 K: 0 S: 7	H: 0 LOB: 0 BB: 0 P: 13	R: 0 E: 0 K: 2 S: 11	H: 1 LOB: 2 BB: 1 P: 20	R: 0 E: 0 K: 1 S: 12	H: 2 LOB: 2 BB: 0 P: 16	R: 0 E: 0 K: 0 S: 5	H: 1 LOB: 1 BB: 0 P: 11	R: 0 E: 0 K: 0 S: 6	H: 1 LOB: 1 BB: 0 P: 10	R: 1 E: 0 K: 1 S: 17	H: 3 LOB: 2 BB: 0 P: 23	R: 0 E: 0 K: 1 S: 7	H: 1 LOB: 1 BB: 0 P: 11	1B: 8 2B: 2 3B: 0 HR: 1	SF: 0 SAC: 0 DP: 1 HBP: 0	WP: 1 PB: 0 SB: 0 CS: 1	PA: 39	
PITCHER	IP	WLS	BF	H	R	ER	SO	BB	IBB	HBP	BLK	WP	HR	S	P	ERA	WHIP				
Danny Graves, R ERA: 6.23 (1, 1)	7.0	W	29	6	0	0	5	1	1	0	0	0	0	59	101	0.00	1.000				
Felix Heredia, L ERA: 2.35 (8, 1)	0.2		3	1	1	1	0	0	0	0	0	0	1	9	14	13.50	1.500				
Scott Sullivan, R ERA: 3.24 (8, 1)	1.1		7	3	0	0	2	0	0	0	0	0	0	15	20	0.00	2.250				



Batter	1	2	3	4	5	6	7	8	9	AB R H RBI BB SO LOB	TOP										
Felipe Lopez, S OBP: 0.333, SLG: 0.351 (1,6)	4-1 CS BB		3-2 F8		0-0 B5-3		3-1 F7		2-2 1B	4 0 1 0 1 0 1	Cincinnati Reds @ San Francisco Giants PacBell Park, San Francisco, CA Sat May 03 2003, 4:05 PM EDT Att: 40,077 - Cloudy - 58 F										
Adam Dunn, L OBP: 0.339, SLG: 0.535 (1,7)	3-2 P2		2-3 K		2-3 K		2-3 K		1-1 SF7	4 0 0 1 0 3 2											
Sean Casey, L OBP: 0.388, SLG: 0.474 (1,3)	0-3 K		2-3 K			4-1 BB HR	1-1 G4-3		3-H 0-0 1B	4 1 1 1 1 2 0											
Austin Kearns, R OBP: 0.433, SLG: 0.588 (1,8)		4-2 2B SF8 BB		1-3 K		4-2 HR BB		3-3 K	1-1 F8	3 2 0 0 2 2 2											
Aaron Boone, R OBP: 0.333, SLG: 0.463 (1,5)		1-3 K		4-2 G4-3 BB		0-1 F7		0-2 F9-3-6 1B		3 0 1 0 1 1 3											
Jose Guillen, R OBP: 0.343, SLG: 0.672 (1,9)		1 SAFE 0-1 SF8 2B		0-2 G4-3		2-0 HR		0-1 F9-3-6 1B		4 1 2 3 0 0 2											
6 Ryan Freel, R OBP: 0.150 (1,4)		4-2 BB		0-0 F9		0-1 G6-3		1-2 G5-3		1 0 0 0 1 0 1											
Brian Reith, R OBP: 0.271, SLG: 0.071 (4,1)										0 0 0 0 0 0 0											
Wily Mo Peña, R OBP: 0.237, SLG: 0.071 (6,PH)										0 0 0 0 0 0 0											
Kent Mercker, L OBP: 0.333, SLG: 0.333 (8,1)										0 0 0 0 0 0 0											
John Riedling, R OBP: 0.239, SLG: 0.262 (6,PH)										1 0 0 0 0 0 0											
Kelly Stinnett, R OBP: 0.371, SLG: 0.594 (1,2)		3-2 SF8		0-0 L7		2-1 1B		0-0 1B SF7 1B		3 1 2 1 0 0 0											
Paul Wilson, R OBP: 0.357, SLG: 0.462 (1,1)		2-3 3-H 2-0 F9		1-1 B5-3 1B		3-2 F8		2-2 1B 1B		1 0 0 0 0 0 2											
Juan Castro, R OBP: 0.357, SLG: 0.462 (4,4)										3 1 2 0 0 0 1											
Inning Stats	R: 0 E: 0 K: 1 S: 9	H: 0 LOB: 0 BB: 1 P: 15	R: 1 E: 0 K: 1 S: 18	H: 1 LOB: 2 BB: 2 P: 32	R: 0 E: 0 K: 1 S: 13	H: 0 LOB: 0 BB: 0 P: 20	R: 0 E: 0 K: 1 S: 9	H: 0 LOB: 1 BB: 1 P: 14	R: 0 E: 0 K: 1 S: 7	H: 1 LOB: 1 BB: 0 P: 10	R: 3 E: 0 K: 0 S: 15	H: 2 LOB: 1 BB: 2 P: 30	R: 0 E: 0 K: 1 S: 7	H: 0 LOB: 0 BB: 0 P: 13	R: 0 E: 0 K: 1 S: 10	H: 1 LOB: 0 BB: 0 P: 13	R: 2 E: 0 K: 0 S: 15	H: 4 LOB: 2 BB: 0 P: 22	1B: 7 2B: 2 3B: 0 HR: 1	SF: 2 SAC: 0 DP: 1 HBP: 0	WP: 0 PA: 40 PB: 0 SB: 0 CS: 1
PITCHER	IP WLS BF H R ER SO BB IBB HBP BLK WP HR S P ERA WHIP																				
Jesse Foppert, R ERA: 5.89 (1,1)	5.1 W 24 3 4 4 6 6 0 0 0 0 0 1 62 107 6.75 1.688																				
Joe Nathan, R ERA: (6,1)	2.2 9 2 0 0 2 0 0 0 0 0 0 0 26 40 0.00 0.750																				
Scott Eyre, L ERA: 4.63 (9,1)	0.2 6 4 2 2 0 0 0 0 0 0 0 0 13 19 27.00 6.000																				
Tim Worrell, R ERA: 2.25 (9,1)	0.1 S 1 0 0 0 0 0 0 0 0 0 0 0 2 3 0.00 0.000																				

Batter	1	2	3	4	5	6	7	8	9	AB R H RBI BB SO LOB	BOTTOM									
Ray Durham, S OBP: 0.434, SLG: 0.506 (1,4)	4-2 1B 3B BB	4-0 BB		1-3 K		1-2 F8		1-1 1B		3 1 1 0 2 1 0	Cincinnati Reds @ San Francisco Giants PacBell Park, San Francisco, CA Sat May 03 2003, 4:05 PM EDT Att: 40,077 - Cloudy - 58 F									
Rich Aurilia, R OBP: 0.284, SLG: 0.370 (1,6)	0-3 K	0-0 F9		1-0 G5-3		1-1 F8		0-0 G6-3		5 0 0 0 0 1 4										
Tim Worrell, R ERA: (9,1)										0 0 0 0 0 0 0										
Barry Bonds, L OBP: 0.495, SLG: 0.692 (1,7)	1-0 K	3-1 F9		0-1 2B		0-0 G4-3				4 2 2 0 0 0 1										
Marvin Benard, L OBP: 0.222, SLG: 0.130 (7,7)	1-2 3B 1B									0 0 0 0 0 0 0										
José Cruz Jr., S OBP: 0.455, SLG: 0.610 (1,9)	0-1 HR 3B		4-1 CS E BB	2-1 1B 2B		1-0 F8				3 2 2 3 1 0 0										
Andres Galarraga, R OBP: 0.438, SLG: 0.655 (1,3)	2-2 HR		3-2 E5 CS 2B	0-1 1B		0-2 F9				4 2 2 3 0 0 1										
Edgardo Alfonzo, R OBP: 0.291, SLG: 0.275 (1,5)	1-0 F8		1-1 HR 2B	1-2 F7		0-1 G6-3				4 1 1 1 0 0 1										
Yorvit Torrealba, R OBP: 0.309, SLG: 0.559 (1,2)	1-2 1B		0-1 HR		3-2 G5-3			1-0 G5-3		4 1 2 2 0 0 0										
Ruben Rivera, R OBP: 0.188, SLG: 0.323 (1,8)	1-2 G4-3		0-0 F8		0-1 P4			1-0 1B 1B		4 0 1 0 0 0 1										
Jesse Foppert, R ERA: 5.19 (1,1)		0-2 G3		1-1 G6-3		2-3 K		2-3 K		3 0 0 0 0 1 0										
Joe Nathan, R ERA: 4.05 (6,1)										0 0 0 0 0 0 0										
Pedro Feliz, R OBP: 0.217, SLG: 0.261 (6,PH)										1 0 0 0 0 1 1										
Scott Eyre, L ERA: 1.93 (9,1)										0 0 0 0 0 0 0										
Neftali Perez, S OBP: 0.246, SLG: 0.274 (9,6)										0 0 0 0 0 0 0										
Inning Stats	R: 4 E: 0 K: 1 S: 20	H: 4 LOB: 1 BB: 1 P: 30	R: 0 E: 0 K: 0 S: 6	H: 0 LOB: 1 BB: 1 P: 13	R: 3 E: 1 K: 0 S: 12	H: 2 LOB: 0 BB: 1 P: 21	R: 2 E: 0 K: 1 S: 16	H: 3 LOB: 1 BB: 0 P: 21	R: 0 E: 0 K: 0 S: 10	H: 0 LOB: 0 BB: 0 P: 15	R: 0 E: 0 K: 0 S: 7	H: 0 LOB: 0 BB: 0 P: 9	R: 0 E: 0 K: 0 S: 6	H: 0 LOB: 0 BB: 0 P: 7	R: 0 E: 0 K: 1 S: 8	H: 2 LOB: 2 BB: 0 P: 13	1B: 5 2B: 3 3B: 1 HR: 2	SF: 0 SAC: 0 DP: 0 HBP: 0	WP: 0 PA: 38 PB: 0 SB: 0 CS: 2	
PITCHER	IP WLS BF H R ER SO BB IBB HBP BLK WP HR S P ERA WHIP																			
Paul Wilson, R ERA: 5.19 (1,1)	3.2 L 23 9 9 8 2 3 0 0 0 0 0 0 15 21 0.00 0.000																			
Brian Reith, R ERA: 4.05 (4,1)	1.1 4 0 0 0 1 0 0 0 0 0 0 0 15 21 0.00 0.000																			
Kent Mercker, L ERA: 1.93 (6,1)	2.0 6 0 0 0 0 0 0 0 0 0 0 0 13 16 0.00 0.000																			
John Riedling, R ERA: 5.09 (8,1)	1.0 5 2 0 0 1 0 0 0 0 0 0 0 8 13 0.00 2.000																			



Batter	1	2	3	4	5	6	7	8	9	AB	R	H	RBI	BB	SO	LOB	TOP					
Felipe Lopez, S (1, 6) OBP: 0.330, SLG: 0.366	G1-3		G4-3			SF9 3B		K		4	1	1	0	0	1	0	Cincinnati Reds @ San Francisco Giants PacBell Park, San Francisco, CA Sun May 04 2003, 5:00 PM EDT Att: 41,163 - Cloudy - 59 F					
Jose Guillen, R (1, 7) OBP: 0.338, SLG: 0.657	G6-3		K			SF9				3	0	1	1	0	1	0						
Sean Casey, L (1, 3) OBP: 0.383, SLG: 0.467		1B			G4-3			K		4	0	1	0	0	1	1						
Austin Kearns, R (1, 8) OBP: 0.427, SLG: 0.575					FC6-4 1B			G6-3		4	0	1	0	0	1	1						
Aaron Boone, R (1, 5) OBP: 0.324, SLG: 0.448					FC6-4 1-2			F9		4	0	0	0	0	0	1						
Jason LaRue, R (1, 2) OBP: 0.383, SLG: 0.425					F8			K		4	0	0	0	0	2	1						
Ruben Mateo, R (1, 9) OBP: 0.265, SLG: 0.289										3	0	2	0	0	0	0						
Juan Castro, R (1, 4) OBP: 0.333, SLG: 0.429										3	0	0	0	0	0	2						
Ryan Dempster, R (1, 1) Gabe White, L (6, 1) Reggie Taylor, L (8, PH) Scott Sullivan, R (8, 1)										2	0	0	0	0	1	0						
Inning Stats	R: 0 E: 0 K: 1 S: 12	H: 1 LOB: 1 BB: 0 P: 16	R: 0 E: 0 K: 1 S: 11	H: 1 LOB: 1 BB: 0 P: 18	R: 0 E: 0 K: 1 S: 7	H: 0 LOB: 0 BB: 0 P: 11	R: 0 E: 0 K: 0 S: 9	H: 1 LOB: 1 BB: 0 P: 17	R: 0 E: 0 K: 1 S: 7	H: 0 LOB: 0 BB: 0 P: 11	R: 1 E: 0 K: 0 S: 7	H: 1 LOB: 0 BB: 0 P: 13	R: 0 E: 0 K: 0 S: 7	H: 1 LOB: 1 BB: 0 P: 12	R: 0 E: 0 K: 1 S: 10	H: 1 LOB: 1 BB: 0 P: 16	R: 0 E: 0 K: 1 S: 8	H: 0 LOB: 0 BB: 0 P: 9	1B: 5 2B: 0 3B: 1 HR: 0	SF: 1 SAC: 0 DP: 0 HBP: 0	WP: 0 PB: 0 SB: 0 CS: 0	PA: 33
PITCHER	IP	WLS	BF	H	R	ER	SO	BB	IBB	HBP	BLK	WP	HR	S	P	ERA	WHIP					
Kirk Rueter, L (1, 1) ERA: 3.07	6.0	W	22	4	1	1	4	0	0	0	0	0	0	53	86	1.50	0.667					
Felix Rodriguez, R (7, 1) ERA: 2.5	2.0		8	2	0	0	2	0	0	0	1	0	0	17	28	0.00	1.000					
Tim Worrell, R (9, 1) ERA: 2.12	1.0		3	0	0	0	1	0	0	0	0	0	0	8	9	0.00	0.000					

Batter	1	2	3	4	5	6	7	8	9	AB	R	H	RBI	BB	SO	LOB	BOTTOM				
Ray Durham, S (1, 4) OBP: 0.441, SLG: 0.516	WP 1B BB		P6			F9		1B		4	2	2	0	1	0	3	Cincinnati Reds @ San Francisco Giants PacBell Park, San Francisco, CA Sun May 04 2003, 5:00 PM EDT Att: 41,163 - Cloudy - 59 F				
Rich Aurilia, R (1, 6) OBP: 0.316, SLG: 0.404	FC1-6 1B		1-2 1B		HR BB		1B 2B	1-2 1B		4	2	4	1	1	0	0					
Edgardo Alfonzo, R (1, 5) OBP: 0.295, SLG: 0.308	FC1-6 1-2		F8		1-2 2H HR		G6-3 1B	G4-3		5	1	2	4	0	0	6					
José Cruz Jr., S (1, 9) OBP: 0.441, SLG: 0.587	K		K		P6		F8			4	0	0	0	0	2	4					
Bento Santiago, R (1, 2) OBP: 0.352, SLG: 0.427	G5-3				F9		SH1-3 SF7 BB	G6-3		3	1	0	0	1	0	2					
J.T. Snow, L (1, 3) OBP: 0.398, SLG: 0.455			G5-4-3 BB		K		SH1-3 1B	P4		3	0	1	0	1	1	1					
Marquis Grissom, R (1, 8) OBP: 0.276, SLG: 0.422			G5-4-3 1-2		G5-3		SH1-3			3	0	0	0	0	1	1					
Marvin Benard, L (1, 7) OBP: 0.297, SLG: 0.120 Andres Calarraga, R (6, PH) OBP: 0.455, SLG: 0.655 Ruben Rivera, R (7, 7) OBP: 0.182, SLG: 0.313			B2-3				G4-3			2	0	0	0	0	0	0					
Kirk Rueter, L (1, 1) OBP: 0.267, SLG: 0.214 Neifi Perez, S (6, PH) OBP: 0.242, SLG: 0.274 Felix Rodriguez, R (7, 1) OBP: 1.000, SLG: 1.000 Pedro Feliz, R (8, PH) OBP: 0.250, SLG: 0.261 Tim Worrell, R (9, 1)							K	1B BB		1	0	0	0	1	1	0					
Inning Stats	R: 1 E: 1 K: 1 S: 9	H: 1 LOB: 1 BB: 1 P: 17	R: 0 E: 0 K: 0 S: 6	H: 0 LOB: 0 BB: 1 P: 11	R: 0 E: 0 K: 1 S: 12	H: 1 LOB: 2 BB: 1 P: 25	R: 0 E: 0 K: 1 S: 6	H: 0 LOB: 0 BB: 0 P: 9	R: 3 E: 0 K: 1 S: 11	H: 2 LOB: 0 BB: 1 P: 23	R: 1 E: 0 K: 0 S: 17	H: 2 LOB: 1 BB: 0 P: 22	R: 0 E: 0 K: 1 S: 14	H: 2 LOB: 3 BB: 1 P: 21	R: 0 E: 0 K: 1 S: 14	H: 2 LOB: 3 BB: 1 P: 21	1B: 6 2B: 2 3B: 0 HR: 1	SF: 1 SAC: 1 DP: 1 HBP: 0	WP: 1 PB: 0 SB: 0 CS: 0	PA: 39	
PITCHER	IP	WLS	BF	H	R	ER	SO	BB	IBB	HBP	BLK	WP	HR	S	P	ERA	WHIP				
Ryan Dempster, R (1, 1) ERA: 7.22	5.1	L	25	5	5	5	4	5	0	0	0	0	0	48	95	8.44	1.875				
Gabe White, L (6, 1) ERA: 2.63	1.2		8	2	1	1	0	0	1	0	0	0	0	22	33	5.40	1.200				
Scott Sullivan, R (8, 1) ERA: 3.06	1.0		6	2	0	0	1	1	0	0	0	0	0	14	21	0.00	3.000				


Batter	1	2	3	4	5	6	7	8	9	AB	R	H	RBI	BB	SO	LOB	TOP										
Fernando Vina, L OBP: 0.287, SLG: 0.371 (1, 4)	G1-4-3		FC6-4		F8				E1	5	0	1	0	0	0	3	St. Louis Cardinals @ Cincinnati Reds Great American Ball Park, Cincinnati, OH Mon May 05 2003, 7:10 PM EDT Att: 20,145 - Cloudy - 77 F										
J.D. Drew, L OBP: 0.281, SLG: 0.333 Miguel Cairo, R OBP: 0.283, SLG: 0.449 Dustin Hermanson, R (9, 1)	G4-3		FC6-4				FC3-6		K	4	1	1	0	0	0	2											
5 Albert Pujols, R OBP: 0.452, SLG: 0.670 (1, 7)	F8				FC1				F9	4	0	1	0	1	0	2											
15 Jim Edmonds, L OBP: 0.481, SLG: 0.758 (1, 8)		G6-3	G4-3							4	0	0	0	0	1	6											
27 Scott Rolen, R OBP: 0.406, SLG: 0.505 (1, 5)										3	1	1	0	1	1	3											
Tino Martinez, L OBP: 0.370, SLG: 0.495 (1, 3)										4	0	1	0	0	1	1											
Edgar Renteria, R OBP: 0.388, SLG: 0.566 (1, 6)										3	0	0	1	0	0	2											
Mike Matheny, R OBP: 0.339, SLG: 0.427 (1, 2)										4	0	0	0	0	1	3											
Woody Williams, R OBP: 0.471, SLG: 0.429 Eduardo Perez, R OBP: 0.425, SLG: 0.625 (9, 9)										1	2	1	0	1	0	0											
										0	0	0	0	1	0	0											
Inning Stats	R: 0 E: 0 K: 0 S: 5	H: 0 LOB: 0 BB: 0 P: 7	R: 0 E: 1 K: 0 S: 15	H: 0 LOB: 2 BB: 1 P: 30	R: 0 E: 0 K: 0 S: 5	H: 1 LOB: 2 BB: 1 P: 11	R: 1 E: 0 K: 1 S: 8	H: 2 LOB: 1 BB: 0 P: 11	R: 1 E: 0 K: 2 S: 15	H: 2 LOB: 2 BB: 0 P: 21	R: 0 E: 0 K: 1 S: 7	H: 0 LOB: 0 BB: 0 P: 10	R: 2 E: 1 K: 0 S: 10	H: 1 LOB: 1 BB: 1 P: 20	R: 0 E: 0 K: 0 S: 4	H: 0 LOB: 0 BB: 0 P: 4	R: 0 E: 1 K: 1 S: 11	H: 0 LOB: 1 BB: 1 P: 19	1B: 5 2B: 1 3B: 0 HR: 0	SF: 1 SAC: 0 DP: 0 HBP: 1	WP: 2 PB: 0 CS: 2	PA: 39					
PITCHER	IP	WLS	BF	H	R	ER	SO	BB	IBB	HBP	BLK	WP	HR	S	P	ERA	WHIP										
John Riedling, R ERA: 4.5 Kent Mercker, L ERA: 1.86 Scott Sullivan, R ERA: 3.72 Felix Heredia, L ERA: 2.08 Scott Williamson, R ERA: 2.15	4.1		21	5	2	1	1	2	0	0	0	1	0	42	71	2.08	1.615										
	0.1		1	0	0	0	1	0	0	0	0	0	0	3	5	0.00	0.000										
	1.2		8	1	2	2	2	1	0	1	0	0	0	16	26	10.80	1.200										
	1.2	B	7	0	0	0	0	1	0	0	0	1	0	10	18	0.00	0.600										
	1.0	W	2	0	0	0	1	0	0	0	0	0	0	9	13	0.00	0.000										


Batter	1	2	3	4	5	6	7	8	9	AB	R	H	RBI	BB	SO	LOB	BOTTOM										
Felipe Lopez, S OBP: 0.328, SLG: 0.362 (1, 6)										4	1	1	0	0	0	0	St. Louis Cardinals @ Cincinnati Reds Great American Ball Park, Cincinnati, OH Mon May 05 2003, 7:10 PM EDT Att: 20,145 - Cloudy - 77 F										
Jose Guillen, R OBP: 0.347, SLG: 0.657 (1, 9)										3	1	1	1	1	0	0											
Sean Casey, L OBP: 0.372, SLG: 0.452 (1, 3)										4	0	0	0	0	0	2											
Austin Kearns, R OBP: 0.430, SLG: 0.569 (1, 8)										3	1	1	0	0	1	0											
Aaron Boone, R OBP: 0.329, SLG: 0.481 (1, 5)										4	1	2	3	0	0	0											
Adam Dunn, L OBP: 0.339, SLG: 0.529 (1, 7)										3	0	1	0	0	1	1											
Jason LaRue, R OBP: 0.351, SLG: 0.408 (1, 2)										3	0	0	0	0	1	2											
Juan Castro, R OBP: 0.333, SLG: 0.489 (1, 4)										3	1	1	1	0	0	0											
John Riedling, R OBP: 0.200, SLG: 0.200 Kent Mercker, L ERA: 1.76 Scott Sullivan, R ERA: 3.72 Felix Heredia, L ERA: 2.08 Scott Williamson, R ERA: 2.15										2	0	0	0	0	1	0											
										0	0	0	0	0	0	0											
										0	0	0	0	0	0	0											
										1	0	0	0	0	0	0											
										0	0	0	0	0	0	0											
Inning Stats	R: 3 E: 0 K: 1 S: 13	H: 3 LOB: 1 BB: 0 P: 19	R: 1 E: 0 K: 1 S: 13	H: 1 LOB: 1 BB: 1 P: 18	R: 0 E: 0 K: 1 S: 9	H: 0 LOB: 0 BB: 0 P: 13	R: 0 E: 0 K: 1 S: 8	H: 0 LOB: 0 BB: 0 P: 13	R: 0 E: 0 K: 0 S: 7	H: 0 LOB: 0 BB: 0 P: 10	R: 0 E: 0 K: 0 S: 12	H: 1 LOB: 1 BB: 0 P: 17	R: 0 E: 0 K: 0 S: 7	H: 0 LOB: 0 BB: 0 P: 10	R: 0 E: 0 K: 0 S: 10	H: 1 LOB: 0 BB: 0 P: 15	R: 1 E: 0 K: 0 S: 3	H: 1 LOB: 0 BB: 0 P: 5	1B: 3 2B: 2 3B: 0 HR: 2	SF: 0 SAC: 0 DP: 0 HBP: 1	WP: 0 PB: 0 CS: 0	PA: 32					
PITCHER	IP	WLS	BF	H	R	ER	SO	BB	IBB	HBP	BLK	WP	HR	S	P	ERA	WHIP										
Woody Williams, R ERA: 1.76 Dustin Hermanson, R ERA: 3.68	8.0		31	6	4	4	4	1	0	1	0	0	1	79	115	4.50	0.875										
	0.0	L	1	1	1	1	0	0	0	0	0	0	1	3	5	*	*										

AB 33
R 4
H 6
RBI 1
BB 4
SO 5
LOB 24

AB 30
R 5
H 7
RBI 5
BB 1
SO 4
LOB 5



Batter	1	2	3	4	5	6	7	8	9	AB	R	H	RBI	BB	SO	LOB	TOP											
Fernando Vina, L OBP: 0.283, SLG: 0.364 (1, 4)	B1-3 ①		0-0 1B				0-0 F8		1-1 F8	5	0	1	0	0	0	2	St. Louis Cardinals @ Cincinnati Reds Great American Ball Park, Cincinnati, OH Tue May 06 2003, 7:10 PM EDT Att: 25,917 - Cloudy - 75 F AB 35 R 5 H 10 RBI 5 BB 3 SO 5 LOB 14 											
Orlando Palmeiro, L OBP: 0.333, SLG: 0.357 Eduardo Perez, R OBP: 0.429, SLG: 0.618 (8, PH) (8, 9)	4-1 BB		1-3 K				3-2 F9		3-3 K	2	0	0	0	1	1	2												
5 Albert Pujols, R OBP: 0.444, SLG: 0.685 Eli Marrero, R OBP: 0.257, SLG: 0.368 (1, 7) (8, 7)	2-2 F8		3-1 F9				3-2 F7		0-0 HR	4	1	1	2	0	0	2												
15 Jim Edmonds, L OBP: 0.473, SLG: 0.737 (1, 8)	0-0 F8		2-0 F7				2-2 1B		0-0 P5	4	0	1	0	0	0	2												
27 Scott Rolen, R OBP: 0.415, SLG: 0.522 (1, 5)			2-2 HR				2-1 F9		3-2 1B	4	1	3	0	0	0	0												
Tino Martinez, L OBP: 0.357, SLG: 0.475 (1, 3)			2-2 P3				2-1 L4		1-2 F8	4	0	0	0	0	0	4												
Edgar Renteria, R OBP: 0.391, SLG: 0.584 (1, 6)			3-2 HR				2-2 F8		0-0 G1-3	3	1	1	2	1	0	0												
Mike Matheny, R OBP: 0.336, SLG: 0.416 (1, 2)			0-1 P4				2-3 K		4-0 SH3	3	0	0	0	1	2	2												
Brett Tomko, R OBP: 0.375, SLG: 0.357 J.D. Drew, L OBP: 0.303, SLG: 0.452 Kiko Calero, R OBP: 1.000, SLG: 1.000 (9, PH) (9, 1)	1-3 K		1-3 K				0-2 1B		0-0 SH3	2	0	1	0	0	1	0												
Inning Stats	R: 0 E: 0 K: 0 S: 9	H: 0 LOB: 1 BB: 1 P: 17	R: 2 E: 0 K: 1 S: 15	H: 2 LOB: 0 BB: 0 P: 23	R: 0 E: 0 K: 1 S: 8	H: 1 LOB: 1 BB: 0 P: 14	R: 0 E: 0 K: 0 S: 8	H: 0 LOB: 0 BB: 0 P: 14	R: 0 E: 0 K: 1 S: 14	H: 1 LOB: 1 BB: 0 P: 22	R: 0 E: 0 K: 0 S: 11	H: 2 LOB: 1 BB: 0 P: 22	R: 0 E: 0 K: 0 S: 3	H: 0 LOB: 1 BB: 1 P: 7	R: 2 E: 0 K: 1 S: 14	H: 3 LOB: 2 BB: 1 P: 23	R: 1 E: 0 K: 1 S: 8	H: 1 LOB: 0 BB: 0 P: 15	1B: 6 2B: 1 3B: 0 HR: 3	SF: 0 SAC: 1 DP: 1 HBP: 0	WP: 0 PB: 0 SB: 0 CS: 0	PA: 39						
PITCHER	IP	WLS	BF	H	R	ER	SO	BB	IBB	HBP	BLK	WP	HR	S	P	ERA	WHIP											
Jeff Austin, R ERA: 4.15 (1, 1)	5.1		23	6	2	2	3	1	0	0	0	0	0	1	61	105	3.38	1.312										
Kent Mercker, L ERA: 1.74 (6, 1)	0.2	H	1	0	0	0	0	0	0	0	0	0	0	4	7	0.00	0.000											
Brian Reith, R ERA: 3.68 (7, 1)	0.2	H	3	0	0	0	0	1	0	0	0	0	0	2	6	0.00	1.500											
Gabe White, L ERA: 3.88 (7, 1)	1.0	B	7	3	2	2	0	0	1	0	0	0	1	12	21	18.00	3.000											
Chris Reitsma, R ERA: 6.28 (8, 1)	1.1	W	5	1	1	1	2	0	0	0	0	0	1	11	18	6.75	0.750											

Batter	1	2	3	4	5	6	7	8	9	AB	R	H	RBI	BB	SO	LOB	BOTTOM										
Felipe Lopez, S OBP: 0.325, SLG: 0.358 (1, 6)	1-1 HR		0-0 G6-3				1-0 G3-1		0-3 K	4	1	1	0	0	1	1	St. Louis Cardinals @ Cincinnati Reds Great American Ball Park, Cincinnati, OH Tue May 06 2003, 7:10 PM EDT Att: 25,917 - Cloudy - 75 F AB 32 R 6 H 10 RBI 6 BB 3 SO 4 LOB 11 										
Jose Guillen, R OBP: 0.387, SLG: 0.662 Reggie Taylor, L OBP: 0.287, SLG: 0.333 (1, 9) (8, PR) (9, 8)	0-1 L8		1-0 FC4-6				0-2 1B		1-2 1B	4	0	3	1	0	0	1											
Sean Casey, L OBP: 0.369, SLG: 0.441 (1, 3)	4-1 HR		1-0 FC4-6				1-1 G3		1-2 F8	3	1	0	0	1	0	3											
Austin Kearns, R OBP: 0.432, SLG: 0.589 (1, 8) (9, 9)	0-0 HR		2-0 F8				2-3 K		4-2 1B	3	1	1	3	1	1	1											
Aaron Boone, R OBP: 0.326, SLG: 0.474 (1, 5)	1-0 P3						1-0 G5-3		1-2 1B	4	0	1	0	0	0	0											
Adam Dunn, L OBP: 0.328, SLG: 0.509 (1, 7)	1-2 G6-3						1-1 L7		2-0 F7	4	0	0	0	0	0	3											
Jason LaRue, R OBP: 0.357, SLG: 0.495 (1, 2)			1-1 G6-4-3				1-2 G6-3		4-2 1B	3	0	1	0	1	0	0											
Juan Castro, R OBP: 0.346, SLG: 0.490 Wily Mo Peña, R OBP: 0.071, SLG: 0.071 (1, 4) (9, PR)	0-1 G6-4-3		0-1 G6-4-3				1-1 G3-1		0-1 SH1-4	4	1	2	0	0	0	2											
Jeff Austin, R OBP: 0.266, SLG: 0.200 Kent Mercker, L Brian Reith, R Gabe White, L Chris Reitsma, R Barry Larkin, R (1, 1) (6, 1) (7, 1) (7, 1) (9, 1) (9, PH)	1-3 K		1-3 K				0-0 SH1-4		0-3 K	1	0	0	0	0	1	0											
Inning Stats	R: 3 E: 0 K: 0 S: 10	H: 2 LOB: 0 BB: 1 P: 17	R: 0 E: 0 K: 1 S: 7	H: 1 LOB: 0 BB: 0 P: 9	R: 0 E: 0 K: 0 S: 4	H: 1 LOB: 1 BB: 0 P: 8	R: 0 E: 0 K: 0 S: 6	H: 0 LOB: 0 BB: 0 P: 8	R: 1 E: 0 K: 0 S: 9	H: 2 LOB: 1 BB: 0 P: 12	R: 0 E: 0 K: 1 S: 7	H: 0 LOB: 0 BB: 0 P: 12	R: 0 E: 0 K: 1 S: 7	H: 0 LOB: 1 BB: 1 P: 11	R: 0 E: 0 K: 1 S: 17	H: 2 LOB: 3 BB: 1 P: 26	R: 2 E: 0 K: 0 S: 9	H: 2 LOB: 1 BB: 0 P: 12	1B: 8 2B: 1 3B: 0 HR: 2	SF: 0 SAC: 1 DP: 2 HBP: 0	WP: 1 PB: 0 SB: 0 CS: 0	PA: 36					
PITCHER	IP	WLS	BF	H	R	ER	SO	BB	IBB	HBP	BLK	WP	HR	S	P	ERA	WHIP										
Brett Tomko, R ERA: 4.25 (1, 1)	8.0		33	8	4	4	4	3	0	0	0	0	1	67	103	4.50	1.375										
Kiko Calero, R ERA: 4.4 (9, 1)	0.1	L	3	2	2	2	0	0	0	0	0	0	1	9	12	54.00	6.000										

Batter	1	2	3	4	5	6	7	8	9	AB	R	H	RBI	BB	SO	LOB	TOP					
Fernando Vina, L (1.4) OBP: 0.274, SLG: 0.351	G3		P5			F9		G4-3		4	0	0	0	0	0	1	St. Louis Cardinals @ Cincinnati Reds Great American Ball Park, Cincinnati, OH Wed May 07 2003, 7:10 PM EDT Att: 20,849 - Overcast - 73 F					
Eli Marrero, R (1.9) OBP: 0.280, SLG: 0.357 J.D. Drew, L (8, PH) OBP: 0.294, SLG: 0.438 Mike Crudale, R (8, 1) Jeff Fassero, L (8, 1)	G5-3 BB			G6-3		F8		G4-3		2	0	0	0	1	0	0						
5 Albert Pujols, R (1.7) OBP: 0.438, SLG: 0.663	G5-3			G5-3		G5-3			BB	3	0	0	0	1	0	1						
15 Jim Edmonds, L (1.8) OBP: 0.457, SLG: 0.707	F8			G3-1			G4-3	K		4	0	0	0	0	1	3						
27 Scott Rolen, R (1.5) OBP: 0.425, SLG: 0.564		G6-3				HR				4	2	3	1	0	0	0						
Tino Martinez, L (1.3) OBP: 0.353, SLG: 0.467		G6-4-3 1B			G5-3		G3		G6-3	4	0	1	0	0	0	2						
Edgar Renteria, R (1.6) OBP: 0.401, SLG: 0.586		G6-4-3 1-2								3	0	2	1	1	0	1						
Mike Matheny, R (1.2) OBP: 0.325, SLG: 0.402			G6-3		F7		G5-3		G4-3	4	0	0	0	0	0	3						
Jason Simontacchi, R (1.1) OBP: 0.071, SLG: 0.071 Cal Eldred, R (7, 1) Orlando Palmeiro, L (8, PH) OBP: 0.341, SLG: 0.357 (8, 9)			G3		K2-3			G4-3 BB		2	0	0	0	0	1	1						
										0	0	0	0	0	0	0						
										0	0	0	0	1	0	0						
Inning Stats	R: 0 E: 0 K: 0 S: 6	H: 0 LOB: 1 BB: 1 P: 10	R: 0 E: 0 K: 0 S: 6	H: 1 LOB: 0 BB: 0 P: 11	R: 0 E: 0 K: 0 S: 6	H: 0 LOB: 0 BB: 0 P: 8	R: 0 E: 0 K: 0 S: 8	H: 0 LOB: 0 BB: 0 P: 13	R: 1 E: 0 K: 1 S: 10	H: 2 LOB: 1 BB: 0 P: 12	R: 0 E: 0 K: 0 S: 7	H: 0 LOB: 0 BB: 0 P: 10	R: 1 E: 0 K: 0 S: 7	H: 2 LOB: 1 BB: 0 P: 10	R: 0 E: 0 K: 1 S: 7	H: 0 LOB: 2 BB: 2 P: 21	R: 0 E: 0 K: 0 S: 10	H: 1 LOB: 1 BB: 1 P: 17	1B: 4 2B: 1 3B: 0 HR: 1	SF: 0 SAC: 0 DP: 2 HBP: 0	WP: 0 PB: 0 SB: 0 CS: 0	PA: 35
PITCHER	IP WLS BF H R ER SO BB IBB HBP BLK WP HR S P ERA WHIP																					
Danny Graves, R (1.1) ERA: 5.53	7.2 W 30 5 2 2 1 3 0 0 0 0 0 1 54 89 2.35 1.043																					
Kent Mercker, L (8, 1) ERA: 1.69	0.1 H 1 0 0 0 1 0 0 0 0 0 0 0 3 6 0.00 0.000																					
Scott Williamson, R (9, 1) ERA: 1.98	1.0 S 4 1 0 0 0 1 0 0 0 0 0 0 0 10 17 0.00 2.000																					

AB 31
R 2
H 6
RBI 2
BB 4
SO 2
LOB 13



Batter	1	2	3	4	5	6	7	8	9	AB	R	H	RBI	BB	SO	LOB	BOTTOM			
Felipe Lopez, S (1.6) OBP: 0.323, SLG: 0.348	G4-3					K		G3		3	0	0	0	1	1	0	St. Louis Cardinals @ Cincinnati Reds Great American Ball Park, Cincinnati, OH Wed May 07 2003, 7:10 PM EDT Att: 20,849 - Overcast - 73 F			
Jose Guillen, R (1.9) OBP: 0.349, SLG: 0.628	K		L9			K		K		4	0	0	0	0	3	1				
Sean Casey, L (1.3) OBP: 0.359, SLG: 0.427	K		G4-3			G3-1		L4		4	0	0	0	0	1	1				
Austin Kearns, R (1.8) OBP: 0.427, SLG: 0.578		K				P6		L4		4	0	1	0	0	2	0				
Aaron Boone, R (1.5) OBP: 0.338, SLG: 0.496		HR				HR		P4		2	3	1	1	1	0	1				
Adam Dunn, L (1.7) OBP: 0.336, SLG: 0.541		1B				HR				3	1	2	2	0	1	1				
Jason LaRue, R (1.2) OBP: 0.356, SLG: 0.402		F9				K		K		3	0	1	1	0	1	1				
Juan Castro, R (1.4) OBP: 0.327, SLG: 0.462		K				F9		K		3	0	0	0	0	2	2				
Danny Graves, R (1.1) OBP: 0.125, SLG: 0.125 Kent Mercker, L (8, 1) Scott Williamson, R (9, 1)			P6			L5		G1-3		3	0	0	0	0	0	0				
										0	0	0	0	0	0	0				
										0	0	0	0	0	0	0				
Inning Stats	R: 0 E: 0 K: 2 S: 9	H: 0 LOB: 0 BB: 0 P: 13	R: 1 E: 0 K: 2 S: 16	H: 2 LOB: 1 BB: 0 P: 23	R: 0 E: 0 K: 0 S: 5	H: 0 LOB: 1 BB: 1 P: 9	R: 1 E: 1 K: 2 S: 24	H: 1 LOB: 1 BB: 1 P: 34	R: 0 E: 0 K: 2 S: 8	H: 0 LOB: 0 BB: 0 P: 9	R: 2 E: 0 K: 1 S: 12	H: 1 LOB: 0 BB: 0 P: 19	R: 0 E: 0 K: 1 S: 11	H: 0 LOB: 0 BB: 0 P: 14	R: 0 E: 0 K: 1 S: 9	H: 1 LOB: 1 BB: 0 P: 16	1B: 3 2B: 0 3B: 0 HR: 2	SF: 0 SAC: 0 DP: 0 HBP: 1	WP: 0 PB: 0 SB: 0 CS: 0	PA: 32
PITCHER	IP WLS BF H R ER SO BB IBB HBP BLK WP HR S P ERA WHIP																			
Jason Simontacchi, R (1.1) ERA: 5.85	6.0 L 25 4 4 4 3 9 2 0 1 0 0 0 2 74 107 4.50 1.000																			
Cal Eldred, R (7, 1) ERA: 4.26	1.0 3 0 0 0 1 0 0 0 0 0 0 0 11 14 0.00 0.000																			
Mike Crudale, R (8, 1) ERA: 7.84	0.2 3 1 0 0 1 0 0 0 0 0 0 0 7 13 0.00 1.500																			
Jeff Fassero, L (8, 1)	0.1 1 0 0 0 0 0 0 0 0 0 0 0 2 3 0.00 0.000																			

AB 29
R 4
H 5
RBI 4
BB 2
SO 11
LOB 7



Batter	1	2	3	4	5	6	7	8	9	AB	R	H	RBI	BB	SO	LOB	TOP											
Orlando Palmeiro, L OBP: 0.345, SLG: 0.360 (1.8) (7.7)	F9	2B		1B		F9	G1-4-3			5	0	2	1	0	0	2	St. Louis Cardinals @ Cincinnati Reds Great American Ball Park, Cincinnati, OH Thu May 08 2003, 12:35 PM EDT Att: 30,567 - Cloudy - 68 F											
Miguel Cairo, R OBP: 0.326, SLG: 0.509 (1.5) (6.7)	5 HR	1B		1B		E	G6-3			4	2	3	0	1	0	2												
5 Albert Pujols, R OBP: 0.427, SLG: 0.670 (1.3)	1-H HR	P6		K		K				5	1	1	2	0	2	5												
J.D. Drew, L OBP: 0.333, SLG: 0.486 (1.9)	E	K			F9	E9				5	2	3	1	0	1	2												
Eduardo Perez, R OBP: 0.435, SLG: 0.595 Steve Kline, S (6.1)	1B					K				3	0	1	0	1	2	1												
Tino Martinez, L OBP: 0.350, SLG: 0.462 Jeff Fassero, L (8.1)	1B					K				0	0	0	0	0	0	0												
Edgar Renteria, R OBP: 0.395, SLG: 0.571 (1.6)	E6					K				1	0	0	0	0	0	0												
Eli Marrero, R OBP: 0.280, SLG: 0.373 (1.2)	G6-4-3					K				5	0	3	2	0	2	0												
Wilson Delgado, S OBP: 0.226, SLG: 0.207 15 Jim Edmonds, L OBP: 0.449, SLG: 0.693 (7.8)	G6-4-3					L7				3	0	0	0	0	0	5												
Garrett Stephenson, R OBP: 0.188, SLG: 0.133 Mike Crudale, R OBP: 0.429, SLG: 0.564 27 Scott Rolen, R (6.5)	G1-3					K				0	0	0	0	0	0	0												
Inning Stats	R: 3 E: 1 K: 0 S: 19	H: 4 LOB: 2 BB: 1 P: 30	R: 0 E: 0 K: 1 S: 9	H: 2 LOB: 0 BB: 13	R: 0 E: 0 K: 2 S: 9	H: 0 LOB: 0 BB: 0 P: 14	R: 0 E: 0 K: 2 S: 14	H: 1 LOB: 2 BB: 1 P: 25	R: 1 E: 0 K: 0 S: 10	H: 3 LOB: 2 BB: 0 P: 17	R: 1 E: 1 K: 2 S: 16	H: 2 LOB: 1 BB: 0 P: 22	R: 1 E: 0 K: 1 S: 10	H: 2 LOB: 2 BB: 0 P: 15	R: 0 E: 0 K: 0 S: 5	H: 0 LOB: 0 BB: 0 P: 8	R: 0 E: 0 K: 1 S: 6	H: 0 LOB: 0 BB: 0 P: 7	1B: 10 2B: 3 3B: 0 HR: 1	SF: 0 SAC: 0 DP: 1 HBP: 1	WP: 0 PB: 0 SB: 0 CS: 0	PA: 44						
PITCHER	IP WLS BF H R ER SO BB IBB HBP BLK WP HR S P ERA WHIP																											
Paul Wilson, R ERA: 5.45 Scott Sullivan, R ERA: 3.98 Brian Reith, R ERA: 4.15 Kent Mercker, L ERA: 1.59 Scott Williamson, R ERA: 1.84	5.0 1.0 7.1 8.1 9.1	27 5 7 2 3	10 1 2 0 0	4 1 1 0 0	5 2 2 0 1	2 0 0 0 0	0 0 0 0 0	0 0 1 0 0	0 0 12 3 6	99 16 18 5 7	7.20 9.00 6.75 0.00 0.00	2.400 2.000 1.500 0.000 0.000																

AB 41
R 6
H 14
RBI 6
BB 2
SO 9
LOB 25



Batter	1	2	3	4	5	6	7	8	9	AB	R	H	RBI	BB	SO	LOB	BOTTOM											
Barry Larkin, R OBP: 0.318, SLG: 0.450 Felipe Lopez, S OBP: 0.328, SLG: 0.354 (1.6) (7.6)	F8	2-3-5	2B		F9	E		CS		3	2	1	0	1	0	0	St. Louis Cardinals @ Cincinnati Reds Great American Ball Park, Cincinnati, OH Thu May 08 2003, 12:35 PM EDT Att: 30,567 - Cloudy - 68 F											
Jose Guillen, R OBP: 0.345, SLG: 0.622 Brian Reith, R ERA: 4.15 Kent Mercker, L ERA: 1.59 Ruben Mateo, R OBP: 0.280, SLG: 0.283 Scott Williamson, R ERA: 1.84 (1.9) (7.1) (8.1) (8.1) (9.1)	G5-3		G5-3		E6	1B		K		4	0	1	0	0	0	2												
Sean Casey, L OBP: 0.367, SLG: 0.452 (1.3)	HR		K		2B			K		4	1	2	2	1	2	2												
Austin Kearns, R OBP: 0.422, SLG: 0.575 (1.8) (7.9)	K		2B		L9	P3		CS		4	0	1	1	0	1	4												
Aaron Boone, R OBP: 0.349, SLG: 0.568 (1.5)	HR		F8			HR		HR		4	3	3	3	0	0	1												
Adam Dunn, L OBP: 0.333, SLG: 0.526 (1.7)	G4-3				P4	SH1-3		L1-3		3	1	0	0	1	0	0												
Juan Castro, R OBP: 0.322, SLG: 0.446 (1.4)	FC2-6		F9		F9	P5		K		4	0	1	0	0	1	1												
Kelly Stinnett, R OBP: 0.410, SLG: 0.629 (1.2)	FC2-6		G4-3		G4-3	SH1-3		E		3	1	2	0	1	0	0												
Paul Wilson, R ERA: 5.45 Wily Mo Peña, R OBP: 0.067, SLG: 0.067 Scott Sullivan, R ERA: 3.98 Reggie Taylor, L OBP: 0.261, SLG: 0.326 (1.1) (5, PH) (6.1) (6, PH) (7.8)	FC2-6		G4-3		G4-3	SH1-3		F9		1	0	0	0	0	0	2												
Inning Stats	R: 1 E: 0 K: 1 S: 10	H: 1 LOB: 0 BB: 0 P: 18	R: 1 E: 0 K: 0 S: 9	H: 3 LOB: 0 BB: 0	R: 1 E: 0 K: 1 S: 7	H: 2 LOB: 1 BB: 0 P: 14	R: 0 E: 0 K: 0 S: 6	H: 0 LOB: 0 BB: 0 P: 9	R: 0 E: 0 K: 0 S: 8	H: 1 LOB: 2 BB: 1 P: 19	R: 4 E: 1 K: 0 S: 19	H: 3 LOB: 2 BB: 2 P: 34	R: 1 E: 0 K: 1 S: 10	H: 1 LOB: 1 BB: 1 P: 19	R: 0 E: 0 K: 2 S: 11	H: 1 LOB: 0 BB: 0 P: 13		1B: 4 2B: 4 3B: 0 HR: 4	SF: 0 SAC: 1 DP: 0 HBP: 0	WP: 0 PB: 0 SB: 0 CS: 1	PA: 40							
PITCHER	IP WLS BF H R ER SO BB IBB HBP BLK WP HR S P ERA WHIP																											
Garrett Stephenson, R ERA: 4.68 Mike Crudale, R ERA: 3.27 Steve Kline, L ERA: 5.27 Jeff Fassero, L ERA: 7.15	5.1 0.1 6.1 8.1	26 L 4 7 3	8 1 2 1	5 1 2 0	2 0 1 0	2 0 0 0	0 0 0 0	0 0 1 0	0 12 13 11	20 24 13	0.00 6.000 6.75 0.00	1.875 6.000 2.250 1.000																

AB 34
R 8
H 12
RBI 7
BB 4
SO 5
LOB 14



Batter	1	2	3	4	5	6	7	8	9	10	AB	R	H	RBI	BB	SO	LOB	TOP	
Alex Sanchez, L OBP: 0.316, SLG: 0.392	F8		K		F8	G3		F8		F8	6	0	0	0	0	1	4	Milwaukee Brewers @ Cincinnati Reds Great American Ball Park, Cincinnati, OH Fri May 09 2003, 7:10 PM EDT Att: 26,320 - Cloudy - 77 F	
Eric Young Sr., R OBP: 0.357, SLG: 0.500	G6-3		G4-3		1B			G1-6-3 2B		BB	4	1	2	0	1	0	0		
Richie Sexson, R OBP: 0.367, SLG: 0.551	F8				1B			G1-6-3 BB		K	3	1	1	0	2	1	1		
Geoff Jenkins, L OBP: 0.320, SLG: 0.473		HR 1B			HR			G1-6-3		F7	5	2	3	3	0	0	3		
John Vander Wal, L OBP: 0.299, SLG: 0.534		HR			HR					L8	4	1	1	2	0	2	3		
Brady Clark, R OBP: 0.314, SLG: 0.345		HR			G1-3			K			1	0	0	0	0	1			
Wes Helms, R OBP: 0.314, SLG: 0.404		G5-3			G5-3			K		K	5	0	0	0	0	2	2		
Eddie Pérez, R OBP: 0.299, SLG: 0.398		G5-3						E5			5	0	3	0	0	0	0		
Enrique Cruz, R (10, PR)											0	0	0	0	0	0	0		
Keith Osik, R OBP: 0.255, SLG: 0.196					1B					1B 2B	0	0	0	0	0	0	0		
Royce Clayton, R OBP: 0.348, SLG: 0.441		F8			2B			F9		2B 1B	5	1	3	0	0	0	1		
Matt Kinney, R OBP: 0.345, SLG: 0.353										2B	3	0	0	0	0	0	2		
Scott Podsednik, L OBP: 0.345, SLG: 0.353											0	0	0	0	0	0	0		
Curt Leskanic, R (8, PH)											0	0	0	0	0	0	0		
Mike DeJean, R (9, PH)											0	0	0	0	0	0	0		
Keith Ginter, R OBP: 0.264, SLG: 0.286											1	0	1	1	0	0	0		
Luis Vizcaino, R (10, PH)											0	0	0	0	0	0	0		
Inning Stats	R: 0 E: 0 K: 0 S: 11	H: 0 LOB: 0 BB: 0 P: 15	R: 2 E: 0 K: 0 S: 9	H: 2 LOB: 0 BB: 0 P: 18	R: 0 E: 0 K: 2 S: 14	H: 4 LOB: 2 BB: 0 P: 21	R: 1 E: 0 K: 1 S: 10	H: 2 LOB: 2 BB: 1 P: 16	R: 0 E: 0 K: 1 S: 7	H: 1 LOB: 1 BB: 1 P: 12	R: 0 E: 1 K: 1 S: 12	H: 0 LOB: 2 BB: 0 P: 16	R: 0 E: 0 K: 1 S: 12	H: 0 LOB: 1 BB: 0 P: 22	R: 1 E: 0 K: 1 S: 11	H: 3 LOB: 1 BB: 0 P: 21	1B: 8 2B: 4 3B: 0 HR: 2	SF: 0 SAC: 0 DP: 1 HBP: 1	WP: 0 PA: 46 PB: 0 SB: 2 CS: 0
PITCHER	IP WLS BF H R ER SO BB IBB HBP BLK WP HR S P ERA WHIP	IP WLS BF H R ER SO BB IBB HBP BLK WP HR S P ERA WHIP	IP WLS BF H R ER SO BB IBB HBP BLK WP HR S P ERA WHIP	IP WLS BF H R ER SO BB IBB HBP BLK WP HR S P ERA WHIP	IP WLS BF H R ER SO BB IBB HBP BLK WP HR S P ERA WHIP	IP WLS BF H R ER SO BB IBB HBP BLK WP HR S P ERA WHIP	IP WLS BF H R ER SO BB IBB HBP BLK WP HR S P ERA WHIP	IP WLS BF H R ER SO BB IBB HBP BLK WP HR S P ERA WHIP	IP WLS BF H R ER SO BB IBB HBP BLK WP HR S P ERA WHIP	IP WLS BF H R ER SO BB IBB HBP BLK WP HR S P ERA WHIP	IP WLS BF H R ER SO BB IBB HBP BLK WP HR S P ERA WHIP	IP WLS BF H R ER SO BB IBB HBP BLK WP HR S P ERA WHIP	IP WLS BF H R ER SO BB IBB HBP BLK WP HR S P ERA WHIP	IP WLS BF H R ER SO BB IBB HBP BLK WP HR S P ERA WHIP	IP WLS BF H R ER SO BB IBB HBP BLK WP HR S P ERA WHIP	IP WLS BF H R ER SO BB IBB HBP BLK WP HR S P ERA WHIP	IP WLS BF H R ER SO BB IBB HBP BLK WP HR S P ERA WHIP	IP WLS BF H R ER SO BB IBB HBP BLK WP HR S P ERA WHIP	
Chris Reitsma, R ERA: 7.23	4.1	7	5	5	2	BB: 1	IBB: 0	HBP: 0	BLK: 0	WP: 0	HR: 2	S: 50	P: 79	10.38	1.846				
Gabe White, L ERA: 3.12	2.2	11	4	0	0	3	1	0	0	0	0	23	34	0.00	1.875				
Scott Sullivan, R ERA: 3.8	1.0	5	0	0	0	1	0	0	1	0	0	12	16	0.00	0.000				
Felix Heredia, L ERA: 1.96	1.0	4	0	0	0	1	1	0	0	0	0	12	22	0.00	1.000				
Brian Reith, R ERA: 4.68	1.0	W	5	3	1	1	1	0	0	0	0	11	21	9.00	3.000				

Batter	1	2	3	4	5	6	7	8	9	10	AB	R	H	RBI	BB	SO	LOB	BOTTOM			
Barry Larkin, R OBP: 0.327, SLG: 0.432	G3 SH HR 1B	L4			G6-4-3			G1-3			4	2	1	0	1	0	1	Milwaukee Brewers @ Cincinnati Reds Great American Ball Park, Cincinnati, OH Fri May 09 2003, 7:10 PM EDT Att: 26,320 - Cloudy - 77 F			
Jose Guillen, R OBP: 0.352, SLG: 0.651	SH G3 HR				F7			G6-3		2B 1B	4	3	2	2	0	0	0				
Sean Casey, L OBP: 0.364, SLG: 0.446	G3				G4-3			G3-1			4	0	1	0	0	0	2				
Wily Mo Peña, R OBP: 0.067, SLG: 0.067	G3										0	0	0	0	0	0	0				
Austin Kearns, R OBP: 0.424, SLG: 0.605	HR				K			F8			4	2	2	4	0	1	0				
Aaron Boone, R OBP: 0.345, SLG: 0.556	G3 S BB				P6			G6-3		E3 FC3-2 WP	3	0	0	1	1	0	1				
Adam Dunn, L OBP: 0.338, SLG: 0.521	G3				CS 1B			K		FC3-2 S IBB	3	0	1	0	1	1	1				
Jason LaRue, R OBP: 0.352, SLG: 0.388	L7				K			K		FC3-2 IBB	3	0	0	0	1	2	2				
Felipe Lopez, S OBP: 0.326, SLG: 0.345								K		FC3-2	3	0	0	0	1	2	3				
Chris Reitsma, R ERA: 7.23	7.0	3	3	2	7	BB: 2	IBB: 0	HBP: 0	BLK: 0	WP: 0	HR: 1	S: 52	P: 91	2.57	0.714						
Gabe White, L ERA: 3.12	1.0	H	3	0	0	0	2	0	0	0	0	7	10	0.00	0.000						
Scott Sullivan, R ERA: 3.8	1.0	B	8	3	2	2	0	0	2	0	0	13	26	18.00	3.000						
Reggie Taylor, L ERA: 2.93	0.0	L	2	1	2	2	0	1	0	0	0	1	3	∞	∞						
Felix Heredia, L ERA: 1.96											1	0	0	0	0	0	0				
Ruben Matteo, R OBP: 0.115, SLG: 0.277											1	0	0	0	0	0	3				
Brian Reith, R ERA: 4.68											0	0	0	0	0	0	0				
Inning Stats	R: 3 E: 1 K: 0 S: 13	H: 2 LOB: 1 BB: 1 P: 25	R: 0 E: 0 K: 2 S: 9	H: 0 LOB: 0 BB: 0 P: 15	R: 0 E: 0 K: 1 S: 7	H: 1 LOB: 0 BB: 0 P: 14	R: 0 E: 0 K: 1 S: 4	H: 0 LOB: 0 BB: 1 P: 10	R: 0 E: 0 K: 0 S: 5	H: 0 LOB: 0 BB: 0 P: 9	R: 0 E: 0 K: 2 S: 7	H: 0 LOB: 0 BB: 0 P: 8	R: 0 E: 0 K: 2 S: 7	H: 0 LOB: 0 BB: 0 P: 10	R: 2 E: 1 K: 0 S: 13	H: 3 LOB: 3 BB: 2 P: 26	R: 2 E: 0 K: 0 S: 3	H: 1 LOB: 0 BB: 1 P: 9	1B: 4 2B: 1 3B: 0 HR: 2	SF: 0 SAC: 1 DP: 1 HBP: 0	WP: 1 PA: 38 PB: 0 SB: 3 CS: 1
PITCHER	IP WLS BF H R ER SO BB IBB HBP BLK WP HR S P ERA WHIP	IP WLS BF H R ER SO BB IBB HBP BLK WP HR S P ERA WHIP	IP WLS BF H R ER SO BB IBB HBP BLK WP HR S P ERA WHIP	IP WLS BF H R ER SO BB IBB HBP BLK WP HR S P ERA WHIP	IP WLS BF H R ER SO BB IBB HBP BLK WP HR S P ERA WHIP	IP WLS BF H R ER SO BB IBB HBP BLK WP HR S P ERA WHIP	IP WLS BF H R ER SO BB IBB HBP BLK WP HR S P ERA WHIP	IP WLS BF H R ER SO BB IBB HBP BLK WP HR S P ERA WHIP	IP WLS BF H R ER SO BB IBB HBP BLK WP HR S P ERA WHIP	IP WLS BF H R ER SO BB IBB HBP BLK WP HR S P ERA WHIP	IP WLS BF H R ER SO BB IBB HBP BLK WP HR S P ERA WHIP	IP WLS BF H R ER SO BB IBB HBP BLK WP HR S P ERA WHIP	IP WLS BF H R ER SO BB IBB HBP BLK WP HR S P ERA WHIP	IP WLS BF H R ER SO BB IBB HBP BLK WP HR S P ERA WHIP	IP WLS BF H R ER SO BB IBB HBP BLK WP HR S P ERA WHIP	IP WLS BF H R ER SO BB IBB HBP BLK WP HR S P ERA WHIP	IP WLS BF H R ER SO BB IBB HBP BLK WP HR S P ERA WHIP	IP WLS BF H R ER SO BB IBB HBP BLK WP HR S P ERA WHIP			
Matt Kinney, R ERA: 3.0	7.0	3	3	2	7	BB: 2	IBB: 0	HBP: 0	BLK: 0	WP: 0	HR: 1	S: 52	P: 91	2.57	0.714						
Curt Leskanic, R ERA: 2.93	1.0	H	3	0	0	0	2	0	0	0	0	7	10	0.00	0.000						
Mike DeJean, R ERA: 3.71	1.0	B	8	3	2	2	0	0	2	0	0	13	26	18.00	3.000						
Luis Vizcaino, R ERA: 12.0	0.0	L	2	1	2	2	0	1	0	0	0	1	3	∞	∞						



Batter	1	2	3	4	5	6	7	8	9	AB	R	H	RBI	BB	SO	LOB	TOP										
Alex Sanchez, L (1.8) OBP: 0.316, SLG: 0.396	G6-3		F7	FC3-6		G3	G4-3		BB	6	0	2	3	0	0	4											
Eric Young Sr., R (1.4) OBP: 0.347, SLG: 0.482	G5-3		HR	P2		G3		F8	P3	6	1	1	0	0	0	5											
Richie Sexson, R (1.3) OBP: 0.384, SLG: 0.576	2B		HR		BB	SF7	F9	G3	BB	3	3	2	2	3	0	1											
Geoff Jenkins, L (1.7) OBP: 0.336, SLG: 0.483	1-H		K		BB	BB	FC3-6	G3	K	4	0	2	1	2	2	3											
Scott Podsednik, L (1.9) OBP: 0.394, SLG: 0.333	G1-3			1B	SF9	BB	FC3-6	G3		3	1	0	1	3	0	5											
Wes Helms, R (1.5) OBP: 0.307, SLG: 0.394		K		SF9	BB	SF7		G1-3	K	5	1	1	1	0	3	5											
Keith Osik, R (1.2) OBP: 0.304, SLG: 0.229	G6-3			FC3-6	15 SH	BB			1B	2	1	1	0	3	0	0											
Royce Clayton, R (1.6) OBP: 0.350, SLG: 0.433	G6-3			SF9		K			2B	2	1	0	1	2	1	3											
15 Ben Sheets, R (1.1) John Vander Wilt, L (7.1) Brooks Kieschnick, L (7.1) John Foster, L (8.1) Curt Leskanic, R (8.1) Keith Ginter, R (9.1) Luis Vizcaino, R (9.1)			K	SH	FC3-6	B1-3			K	2	0	0	0	0	1	3											
Inning Stats	R: 1 E: 0 K: 0 S: 12	H: 1 LOB: 1 BB: 1 P: 22	R: 0 E: 0 K: 1 S: 8	H: 0 LOB: 0 BB: 0 P: 13	R: 2 E: 0 K: 2 S: 12	H: 2 LOB: 0 BB: 0 P: 18	R: 2 E: 1 K: 0 S: 11	H: 1 LOB: 2 BB: 2 P: 23	R: 1 E: 0 K: 1 S: 16	H: 2 LOB: 3 BB: 2 P: 29	R: 0 E: 0 K: 2 S: 14	H: 1 LOB: 2 BB: 1 P: 10	R: 0 E: 0 K: 2 S: 14	H: 0 LOB: 2 BB: 2 P: 25	R: 0 E: 0 K: 0 S: 11	H: 0 LOB: 2 BB: 2 P: 20	R: 3 E: 0 K: 2 S: 22	H: 3 LOB: 3 BB: 3 P: 41	1B: 6 2B: 3 3B: 0 HR: 1	SF: 2 SAC: 1 DP: 0 HBP: 0	WP: 0 PA: 51 PB: 0 SB: 0 CS: 0						
PITCHER	IP	WLS	BF	H	R	ER	SO	BB	IBB	HBP	BLK	WP	HR	S	P	ERA	WHIP										
John Riedling, R (1.1) ERA: 5.54	4.0	L	22	6	6	5	3	3	0	0	0	0	1	47	84	11.25	2.250										
Ryan Dempster, R (5.1) ERA: 8.8	2.1		13	1	0	0	2	4	1	0	0	0	0	24	49	0.00	2.143										
Felix Heredia, L (7.1) ERA: 1.83	1.1		6	0	0	0	1	2	0	0	0	0	0	13	23	0.00	1.500										
Scott Sullivan, R (8.1) ERA: 4.91	0.2		7	3	3	3	0	1	1	0	0	0	0	17	31	40.50	6.000										
Kent Mercker, L (9.1) ERA: 1.5	0.2		3	0	0	0	2	1	0	0	0	0	0	9	14	0.00	1.500										

Milwaukee Brewers @ Cincinnati Reds
Great American Ball Park, Cincinnati, OH
Sat May 10 2003, 7:10 PM EDT
Att: 32,554 - Sunny - 76 F

AB 35
R 9
H 10
RBI 9
BB 13
SO 8
LOB 31



Batter	1	2	3	4	5	6	7	8	9	AB	R	H	RBI	BB	SO	LOB	BOTTOM										
Barry Larkin, R (1.6) OBP: 0.352, SLG: 0.438	1B	G4-3		1-H		L8				4	1	2	1	1	0	3											
Jose Guillen, R (1.9) OBP: 0.344, SLG: 0.622	F8		F8	K2-3			FC1-6	K		4	0	0	0	0	2	4											
Sean Casey, L (1.3) OBP: 0.371, SLG: 0.458	2B					L9		K		5	0	3	0	0	1	3											
Austin Kearns, R (1.8) OBP: 0.417, SLG: 0.589	L4		K		L9		FC1-6	BB	G4-3	5	0	1	0	0	1	5											
Aaron Boone, R (1.5) OBP: 0.354, SLG: 0.559	1-H				L7			BB	K	3	0	1	1	2	1	2											
Felipe Lopez, S (1.4) OBP: 0.524, SLG: 0.342			L6						G4-3	4	0	1	0	0	0	5											
Scott Sullivan, R (8.1) ERA: 4.91		1B			G4-3				G4-3	0	0	0	0	0	0	0											
Kent Mercker, L (9.1) ERA: 1.5										0	0	0	0	0	0	0											
Adam Dunn, L (9.1) OBP: 0.336, SLG: 0.517		1B								1	0	0	0	0	0	1											
Reggie Taylor, L (1.7) OBP: 0.308, SLG: 0.429									K	5	2	4	1	0	1	1											
Jason LaRue, R (1.2) OBP: 0.349, SLG: 0.382		K			F9					4	0	1	0	0	2	4											
John Riedling, R (1.1) ERA: 5.54										2	0	0	0	0	2	3											
Ryan Dempster, R (5.1) ERA: 8.8										1	0	0	0	0	0	1											
Felix Heredia, L (7.1) ERA: 1.83										0	0	0	0	0	0	0											
Juan Castro, R (8.4) OBP: 0.317, SLG: 0.439										1	0	0	0	0	0	1											
Inning Stats	R: 1 E: 0 K: 0 S: 10	H: 3 LOB: 2 BB: 0 P: 13	R: 0 E: 0 K: 2 S: 12	H: 2 LOB: 0 BB: 0 P: 18	R: 0 E: 0 K: 1 S: 11	H: 1 LOB: 1 BB: 1 P: 19	R: 1 E: 0 K: 2 S: 12	H: 2 LOB: 1 BB: 0 P: 16	R: 0 E: 0 K: 0 S: 10	H: 1 LOB: 1 BB: 0 P: 18	R: 0 E: 0 K: 1 S: 10	H: 1 LOB: 2 BB: 0 P: 13	R: 0 E: 0 K: 0 S: 7	H: 0 LOB: 2 BB: 1 P: 16	R: 1 E: 0 K: 2 S: 13	H: 2 LOB: 2 BB: 1 P: 22	R: 0 E: 0 K: 2 S: 14	H: 1 LOB: 1 BB: 0 P: 18	1B: 10 2B: 2 3B: 0 HR: 1	SF: 0 SAC: 0 DP: 0 HBP: 1	WP: 0 PA: 43 PB: 0 SB: 3 CS: 0						
PITCHER	IP	WLS	BF	H	R	ER	SO	BB	IBB	HBP	BLK	WP	HR	S	P	ERA	WHIP										
15 Ben Sheets, R (1.1) ERA: 4.6	6.0	W	28	10	2	2	6	1	0	0	0	0	0	65	97	3.00	1.833										
Brooks Kieschnick, R (7.1) ERA: 7.71	1.0		5	0	0	0	0	1	0	1	0	0	0	7	16	0.00	1.000										
John Foster, L (8.1) ERA: 4.5	0.1		4	2	1	1	0	1	0	0	0	0	1	7	14	27.00	9.000										
Curt Leskanic, R (8.1) ERA: 2.81	0.2	H	2	0	0	0	2	0	0	0	0	0	0	6	8	0.00	0.000										
Luis Vizcaino, R (9.1) ERA: 11.08	1.0		4	1	0	0	2	0	0	0	0	0	0	14	18	0.00	1.000										

Milwaukee Brewers @ Cincinnati Reds
Great American Ball Park, Cincinnati, OH
Sat May 10 2003, 7:10 PM EDT
Att: 32,554 - Sunny - 76 F

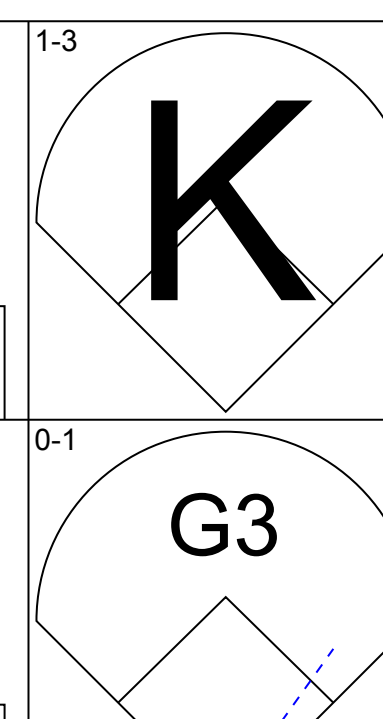
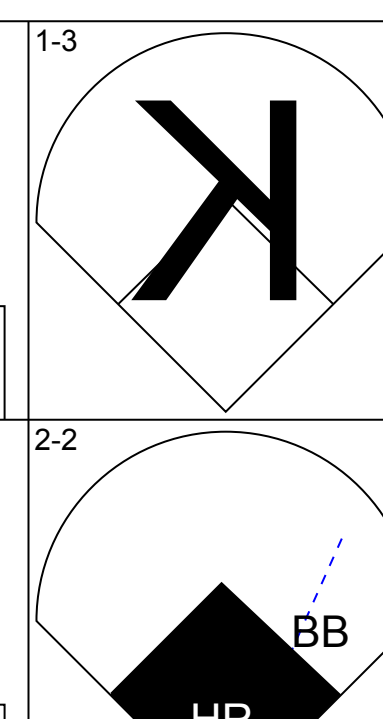
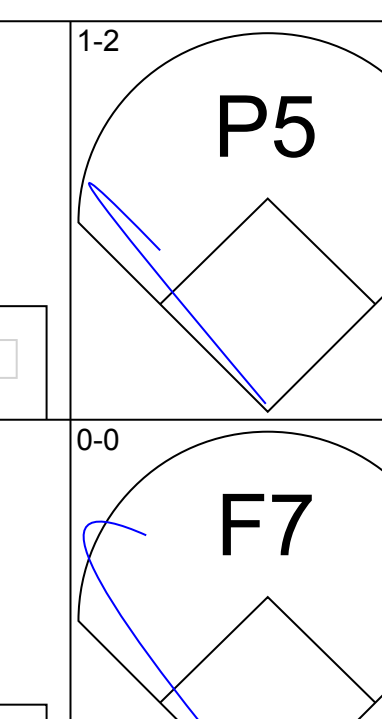
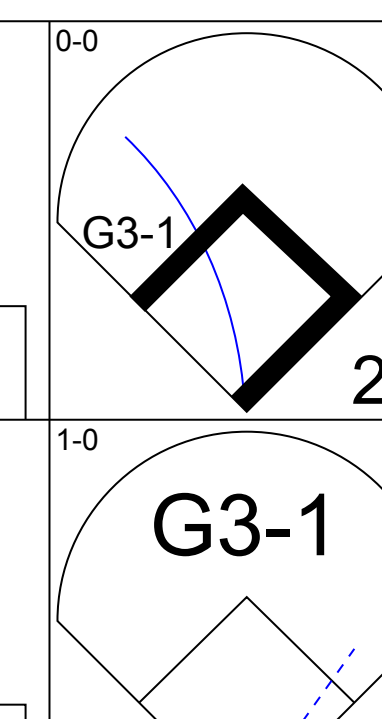
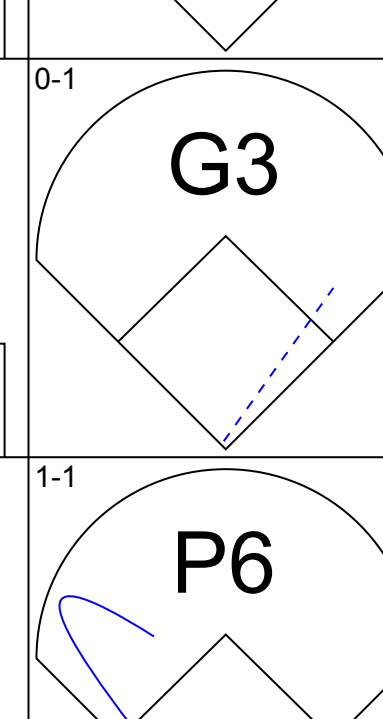
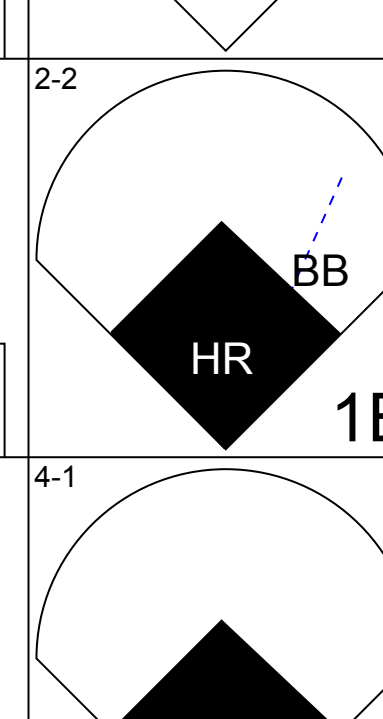
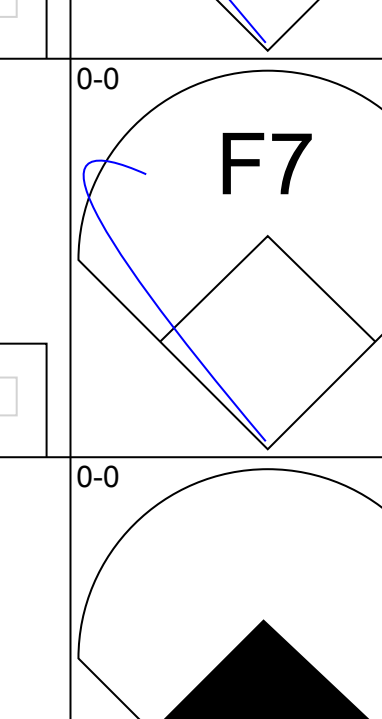
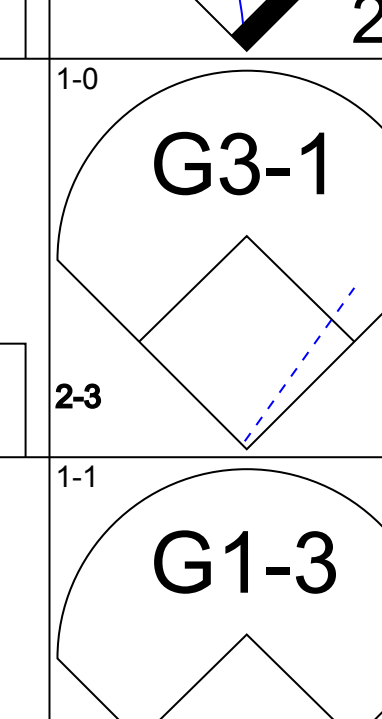
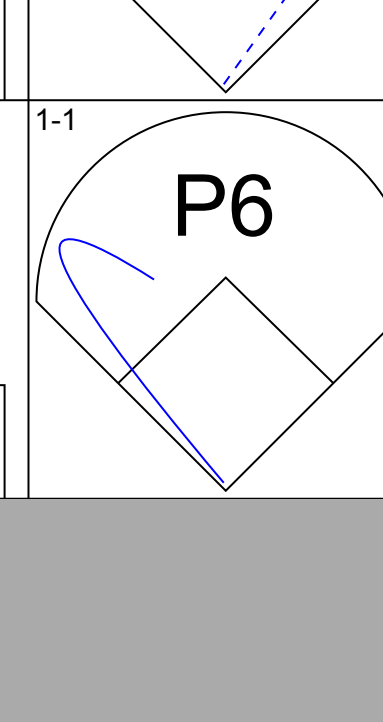
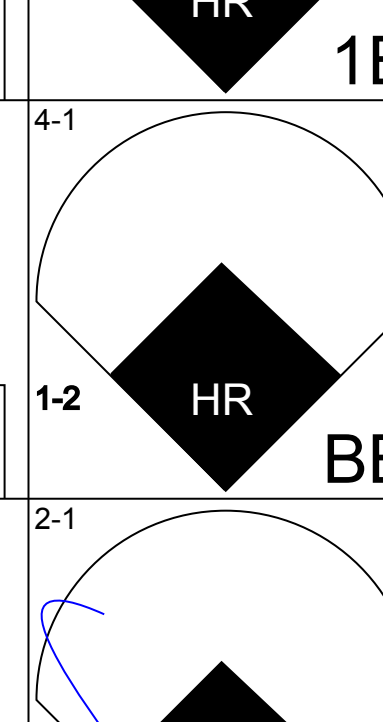
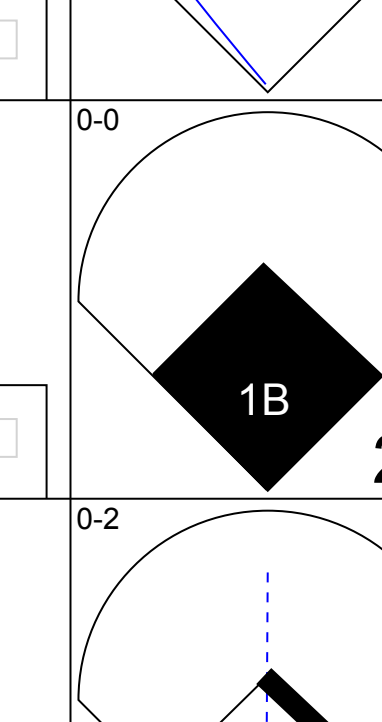
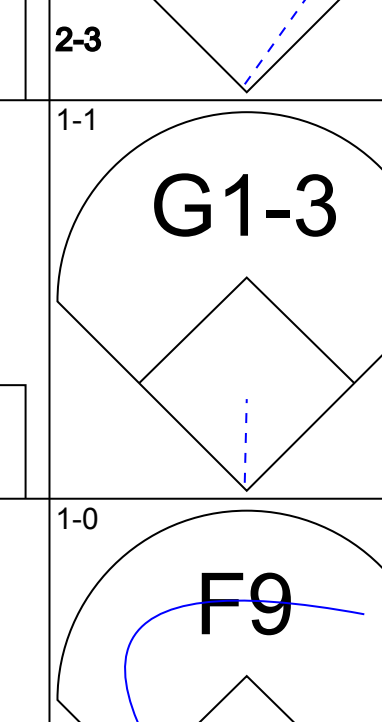
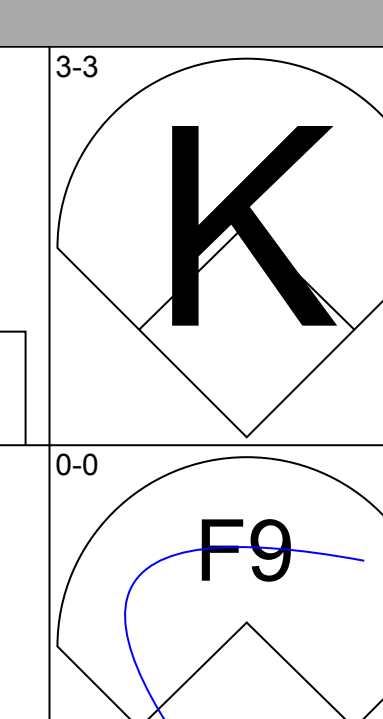
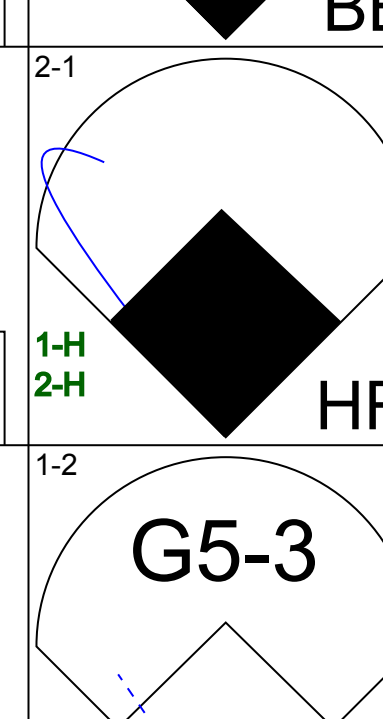
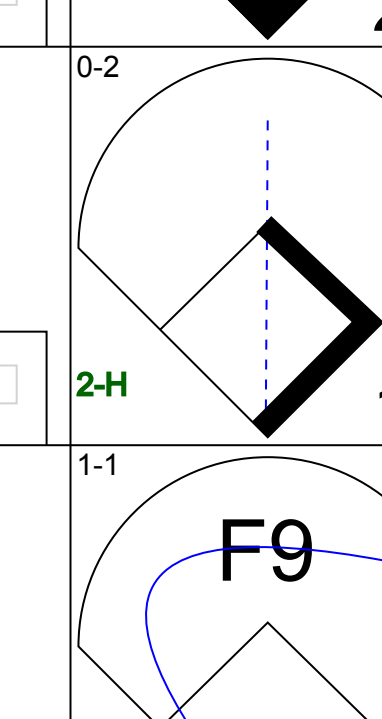
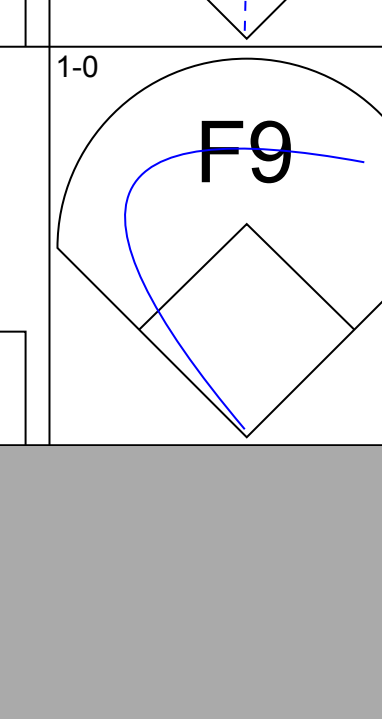
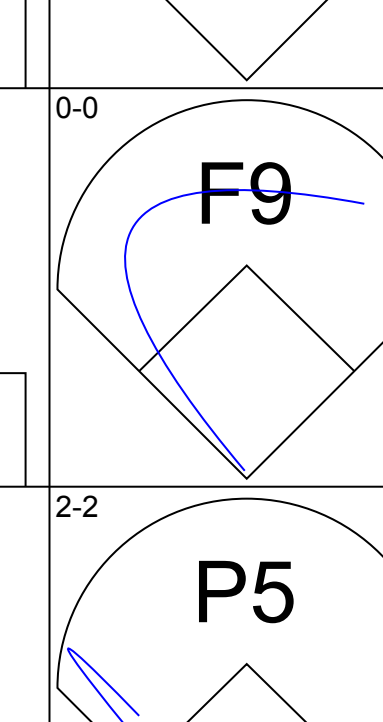
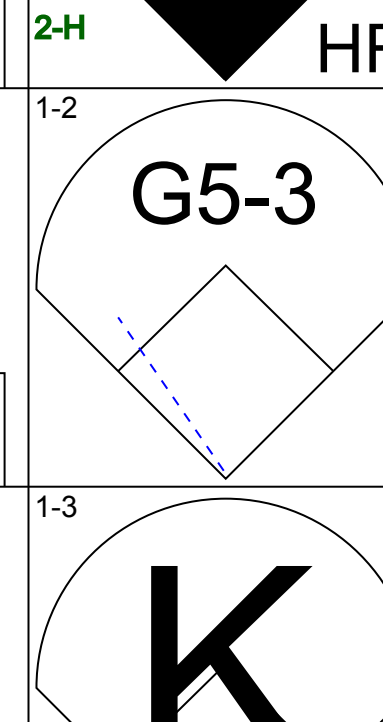
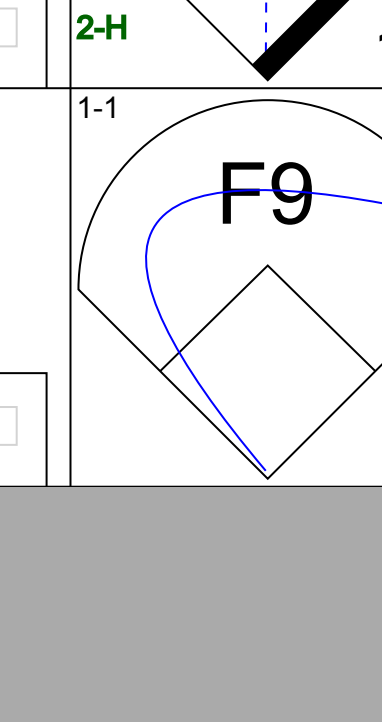
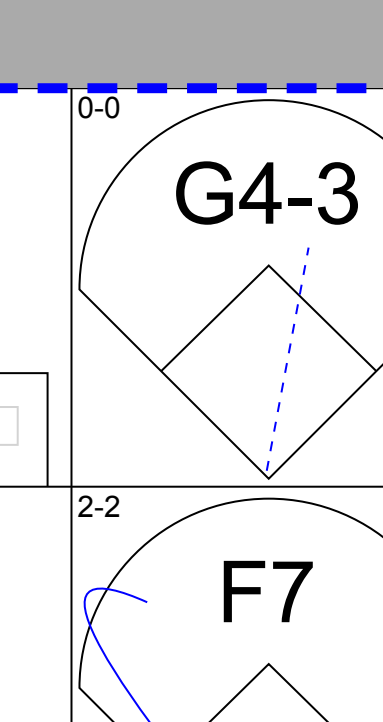
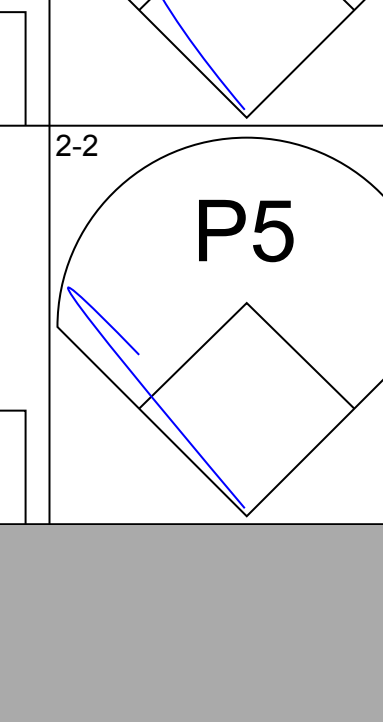
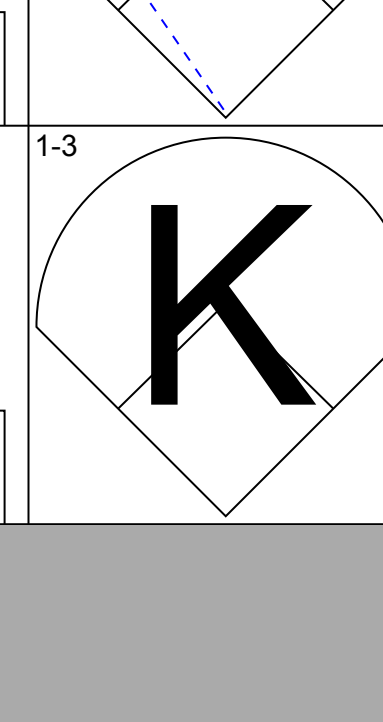
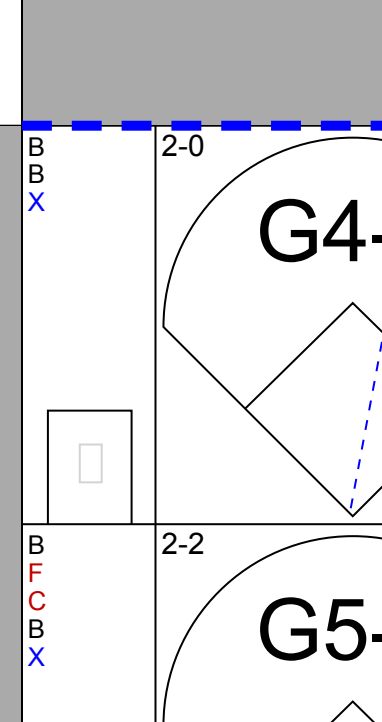
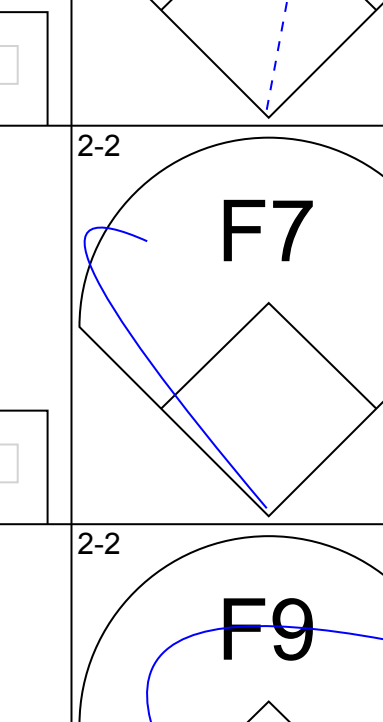
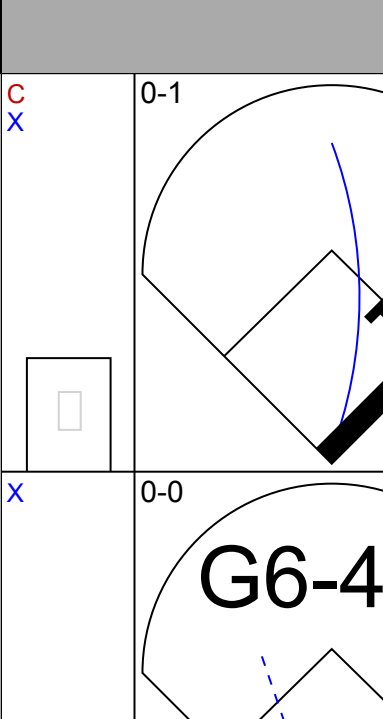
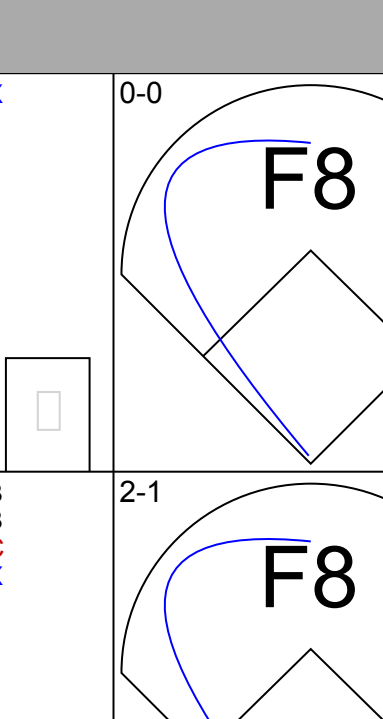
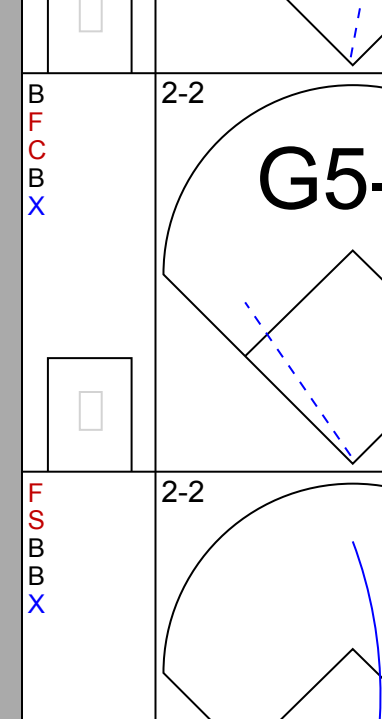
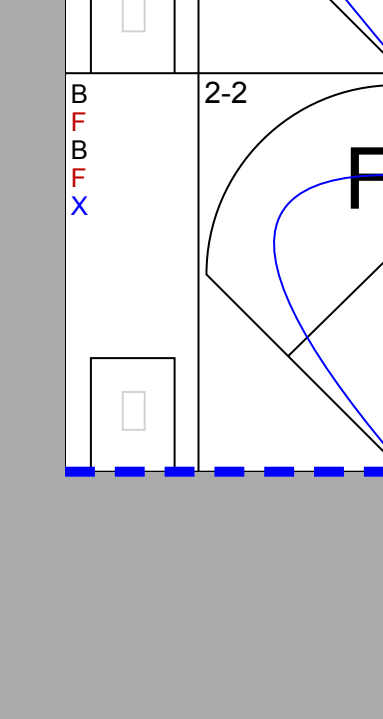
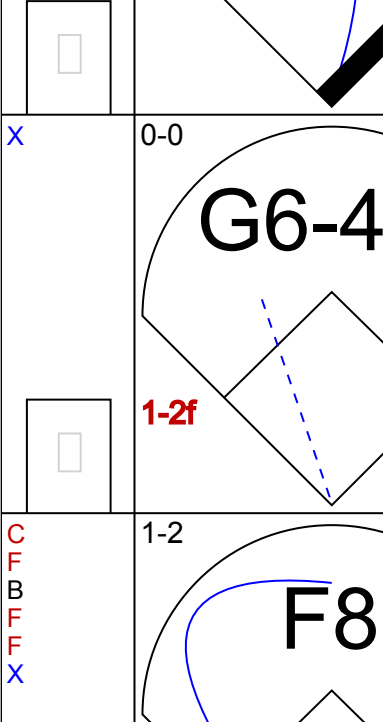
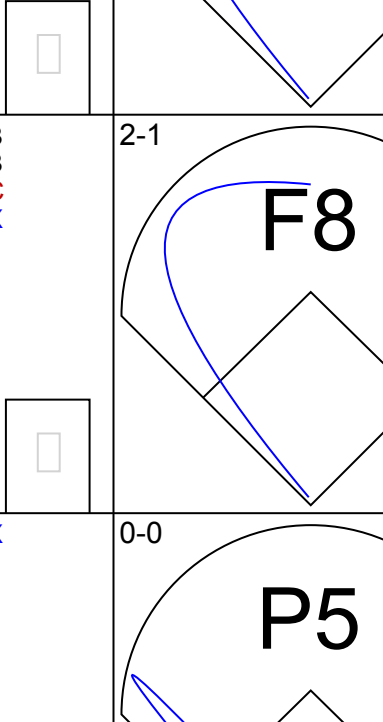
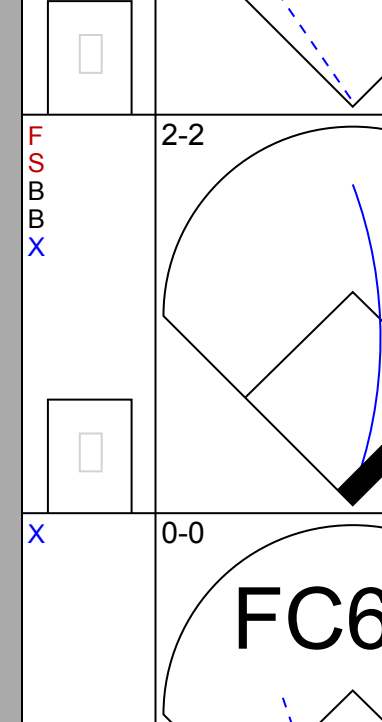
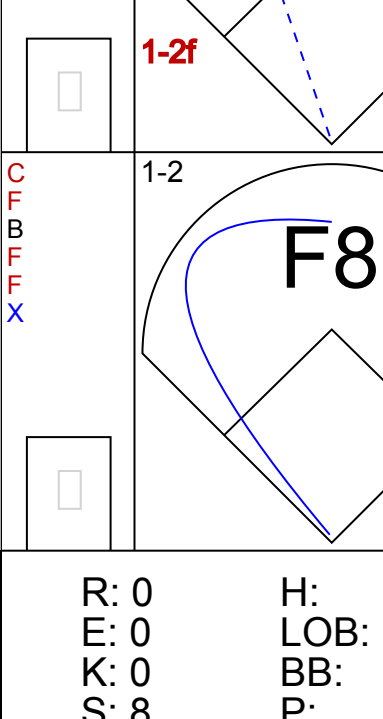
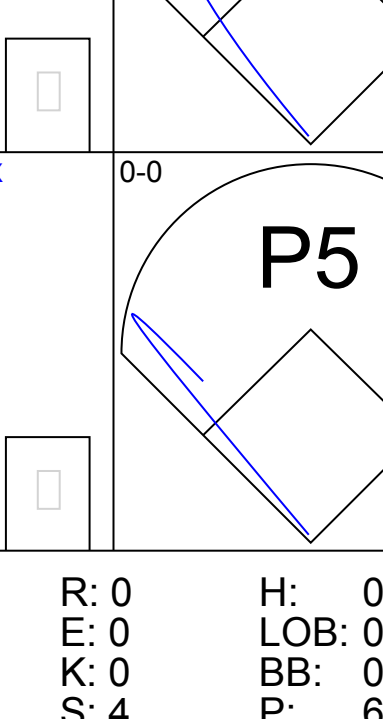
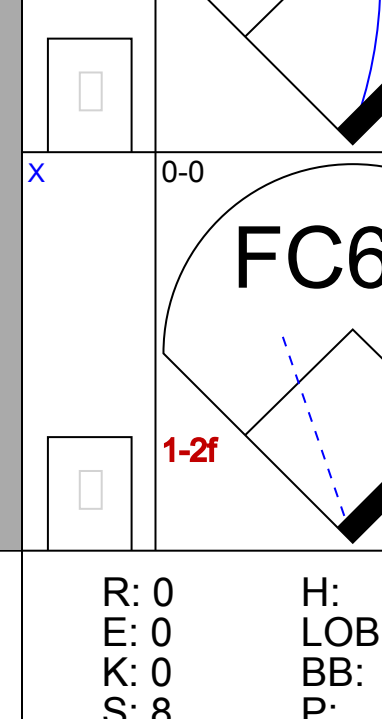
AB 39
R 3
H 13
RBI 3
BB 3
SO 10
LOB 33

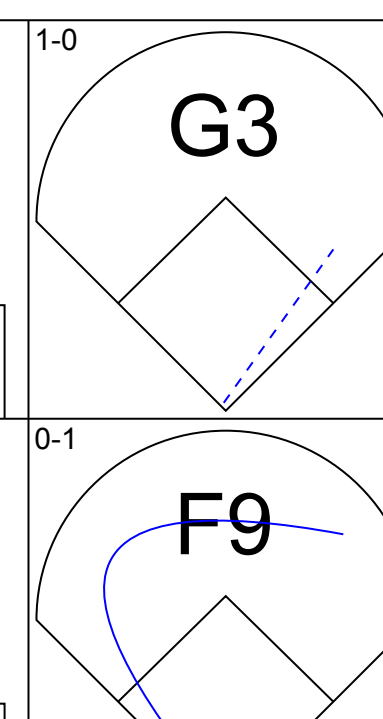
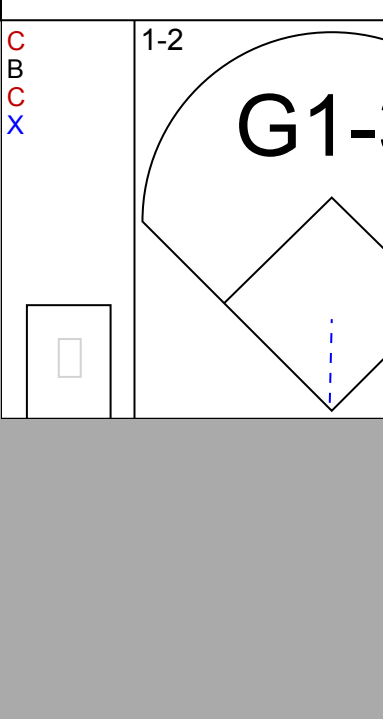
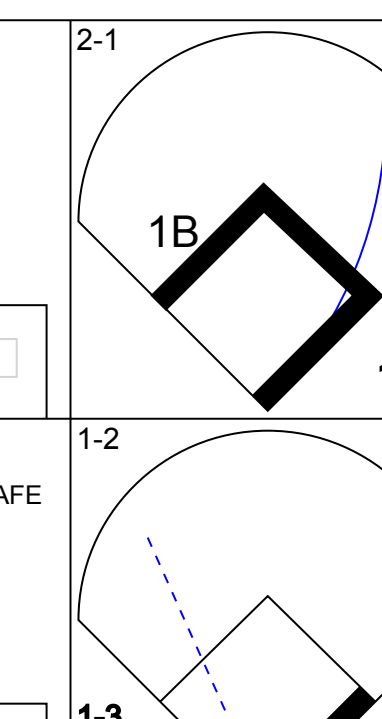
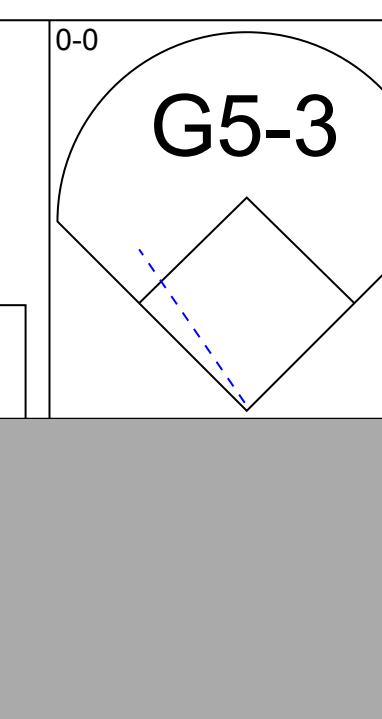
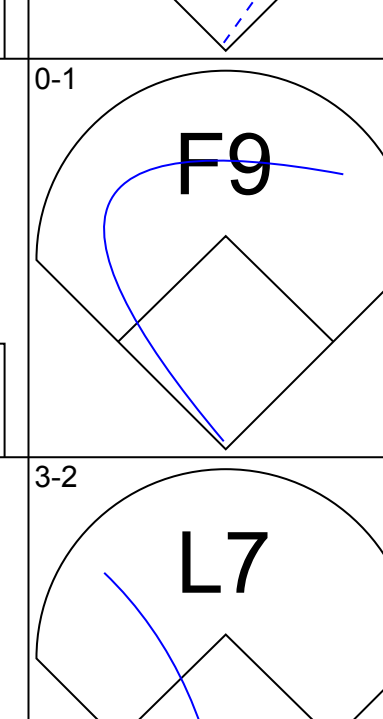
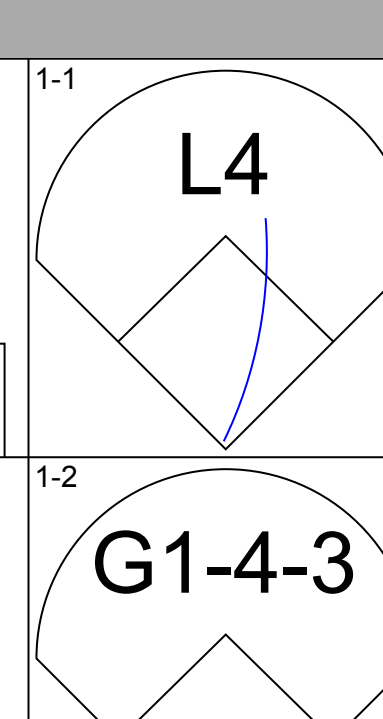
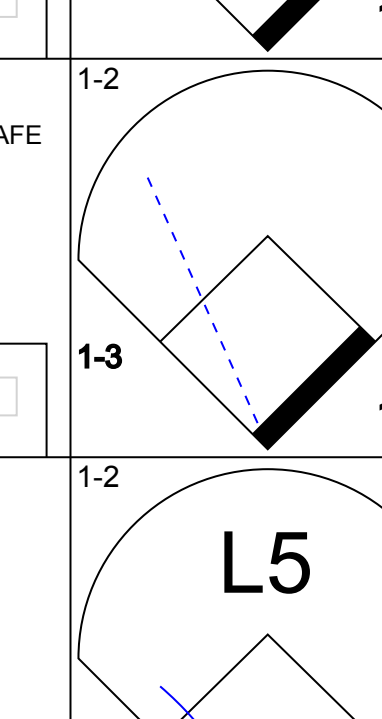
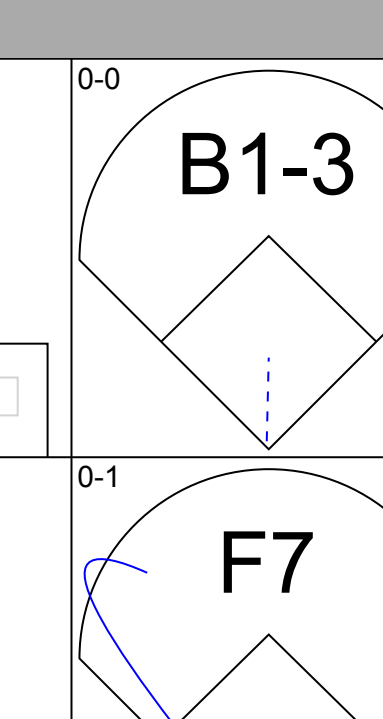
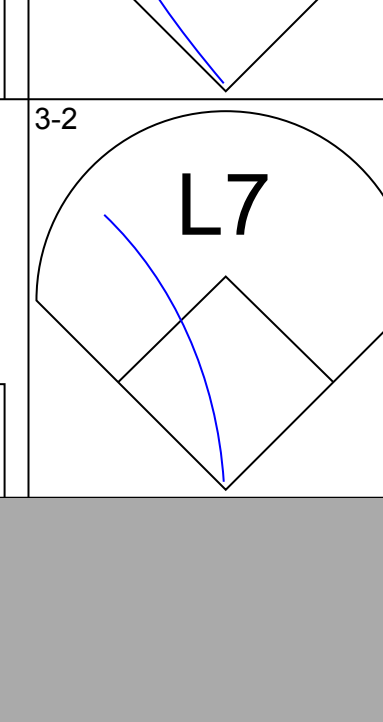
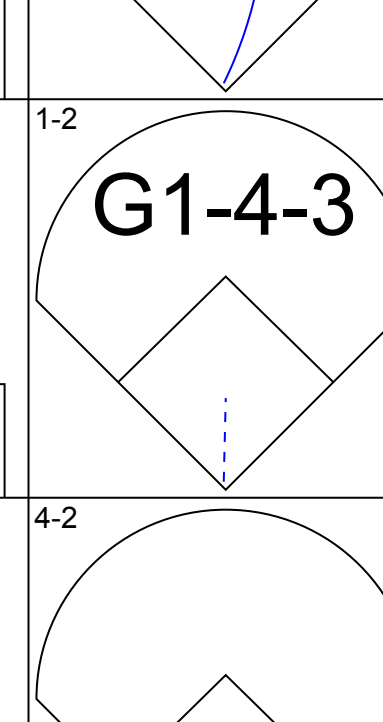
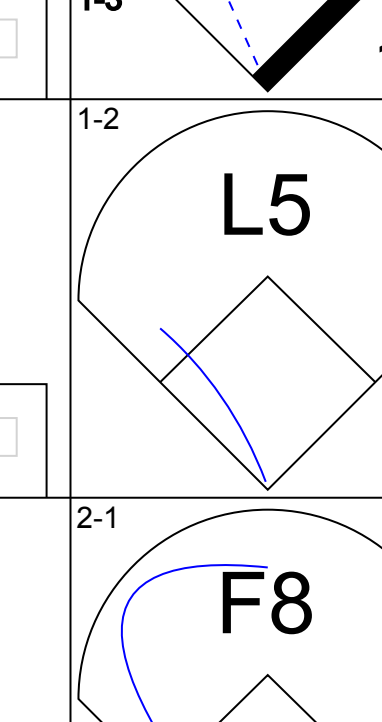
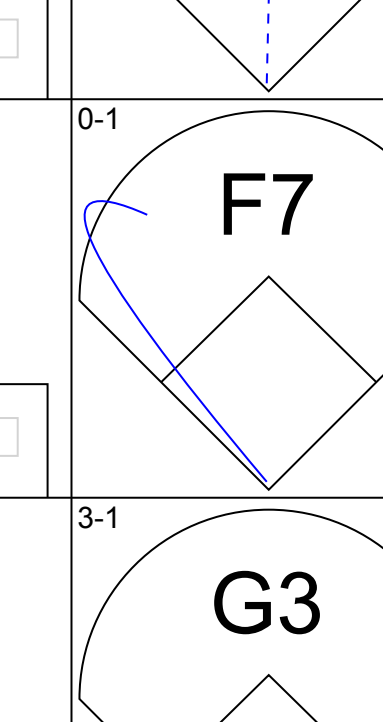
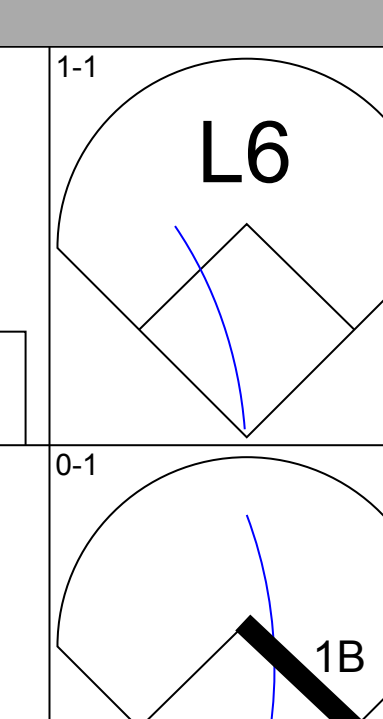
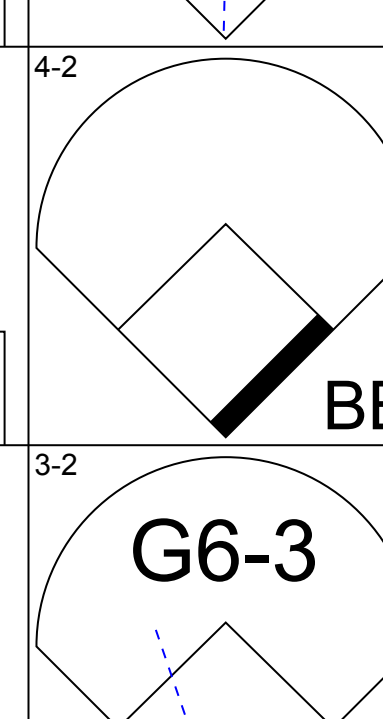
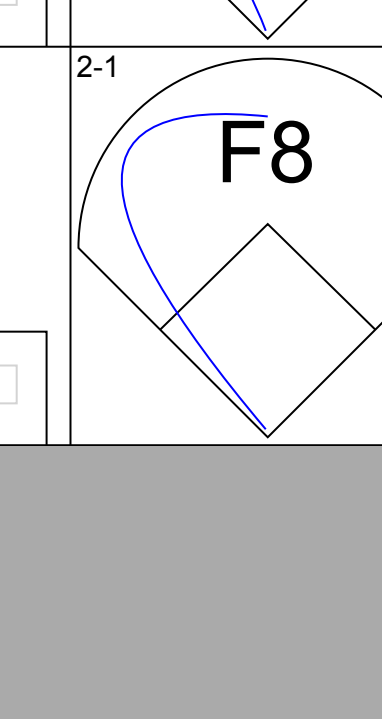
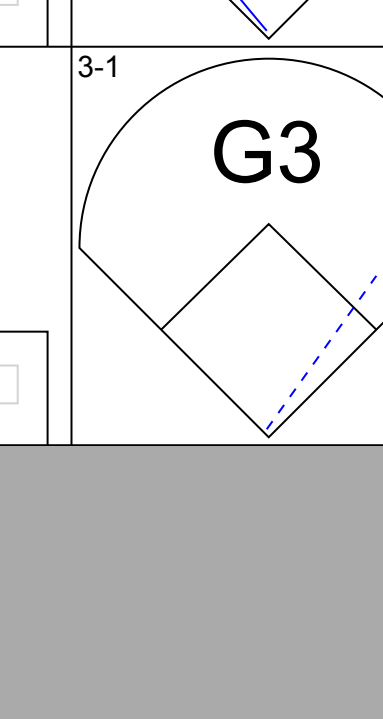
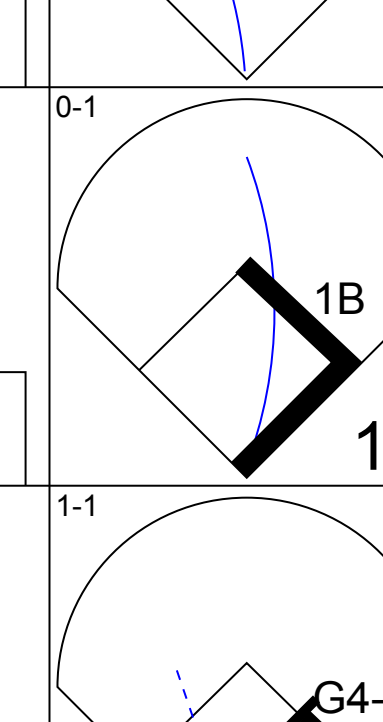
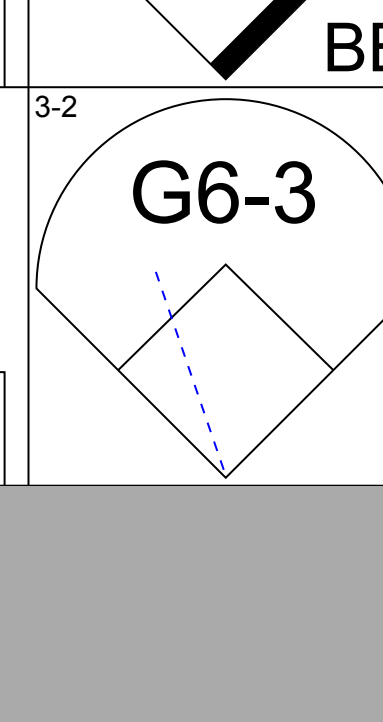
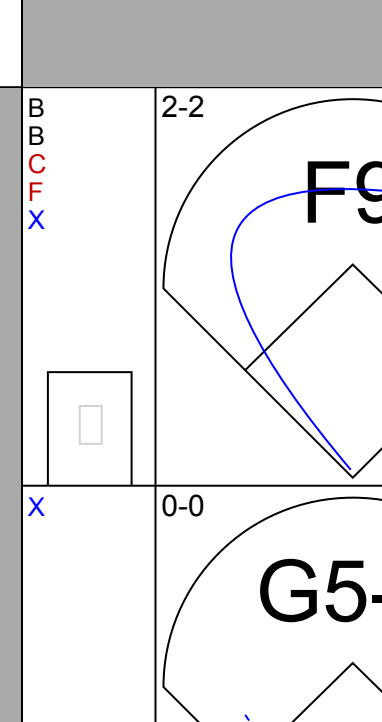
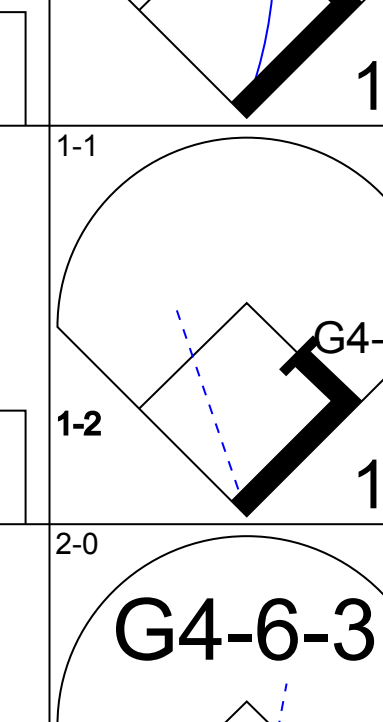
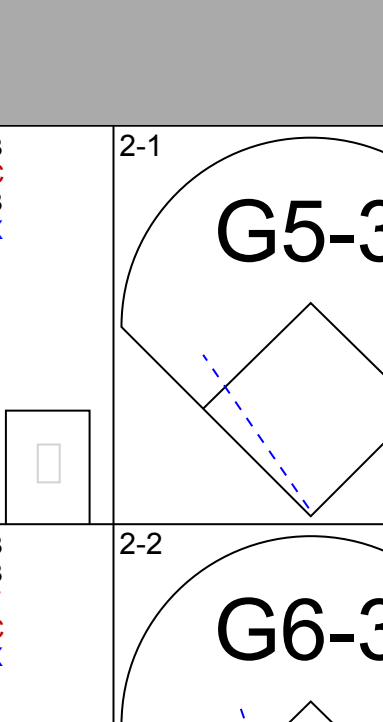
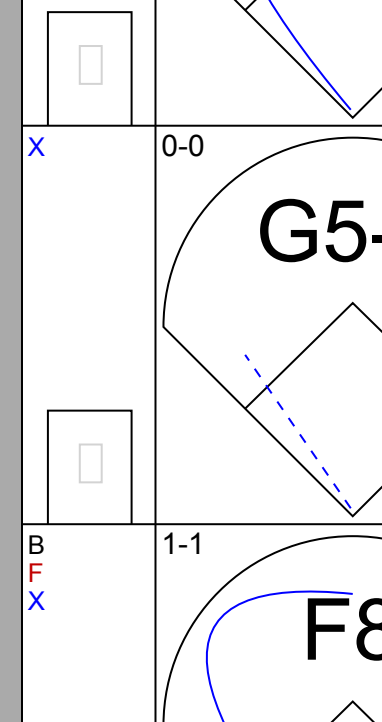
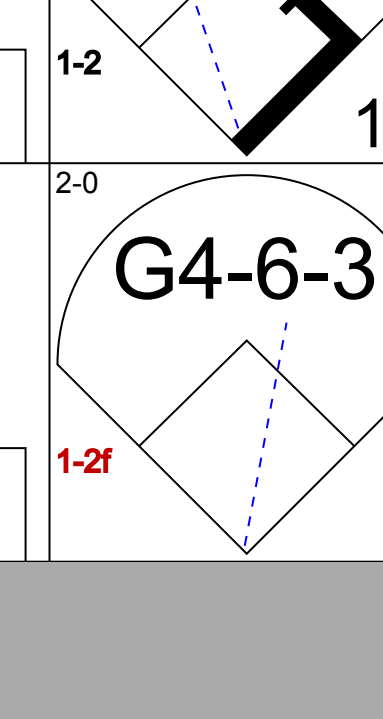
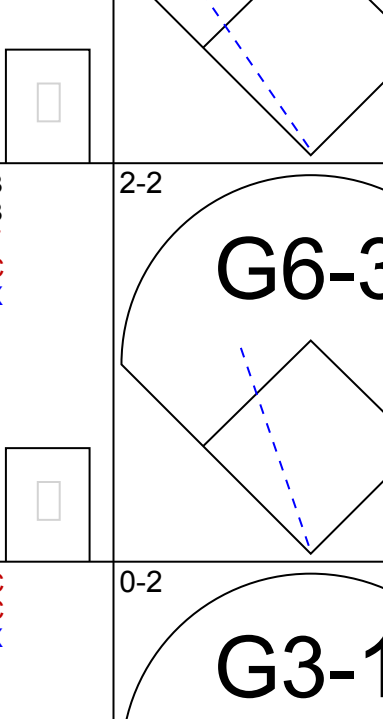
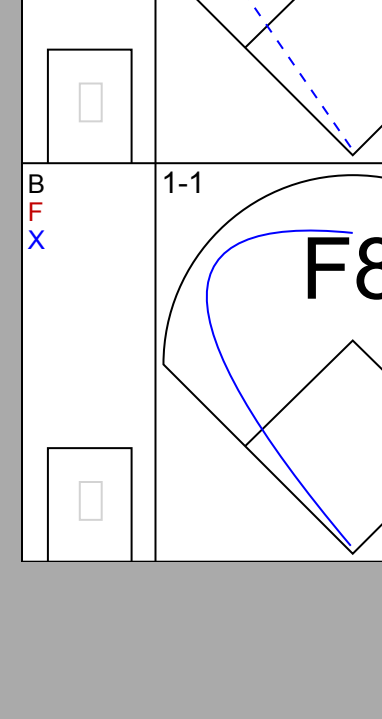
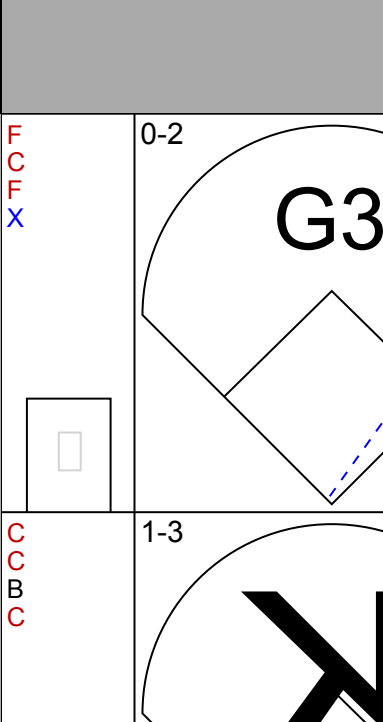
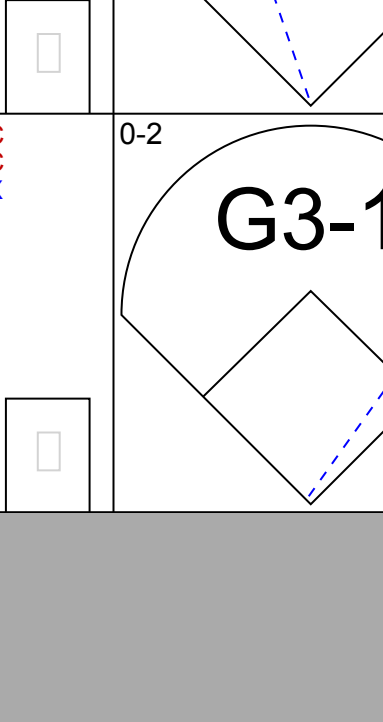
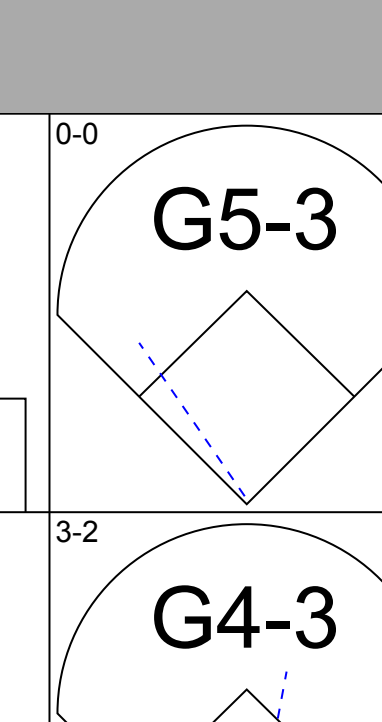
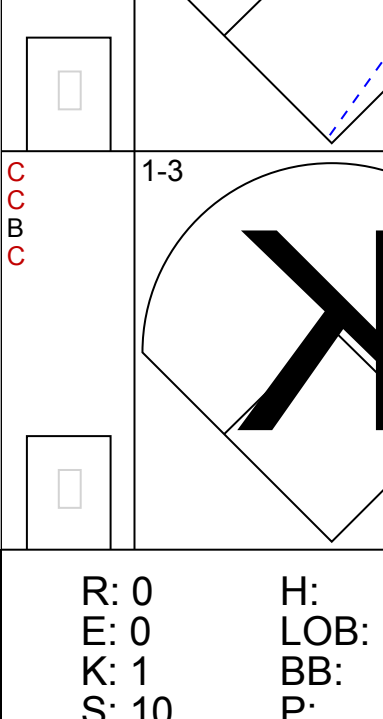
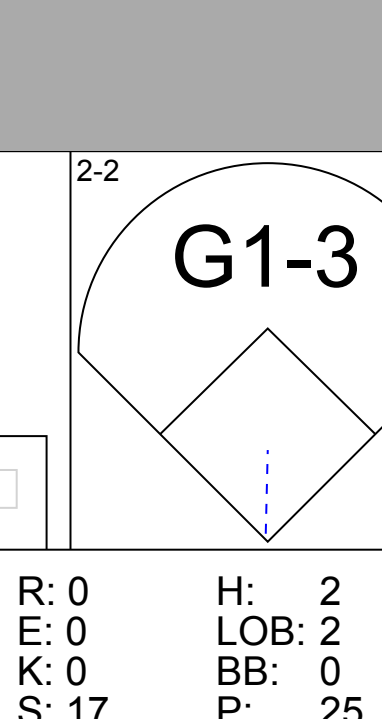
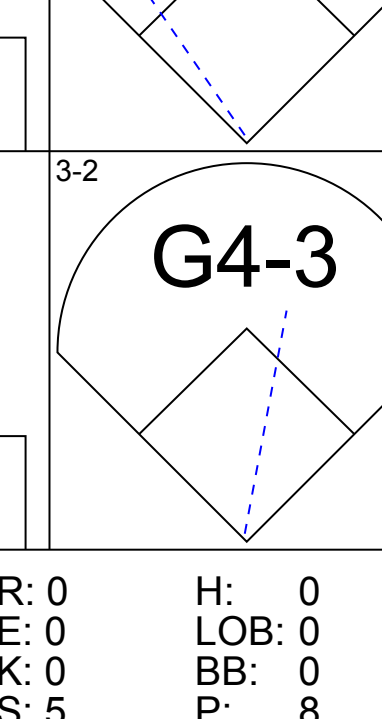


Batter	1	2	3	4	5	6	7	8	9	AB	R	H	RBI	BB	SO	LOB	TOP					
Alex Sanchez, L (1, 8) OBP: 0.313, SLG: 0.390	K			F8		G4-3		FC4-6 1B	G6-3	5	0	1	0	0	1	4	Milwaukee Brewers @ Cincinnati Reds Great American Ball Park, Cincinnati, OH Sun May 11 2003, 1:15 PM EDT Att: 24,804 - Cloudy - 65 F					
Eric Young Sr., R (1, 4) OBP: 0.344, SLG: 0.500	L4			F7		IHR		FC4-6 1-2		4	1	1	2	0	0	1						
Richie Sexson, R (1, 3) OBP: 0.381, SLG: 0.566	G5-3			1B		G5-3		G4-3		4	0	1	0	0	0	1						
Geoff Jenkins, L (1, 7) OBP: 0.333, SLG: 0.500		G3		F7			HR		K	4	1	1	1	0	1	1						
John Vander Wal, L (1, 9) OBP: 0.360, SLG: 0.506		G4-3			K				E 1B BB	3	1	0	0	1	2	0						
Keith Ginter, R (1, 5) OBP: 0.388, SLG: 0.307				1B	F8				E5 BB 1B	4	0	2	0	0	1	0						
Eddie Pérez, R (1, 2) OBP: 0.308, SLG: 0.437			G6-3		L1-3 1B			HR	BB 1B	4	1	2	2	0	0	1						
Enrique Cruz, R (1, 6) Scott Podsednik, L (9, PH) OBP: 0.403, SLG: 0.333			L8			K	K		BB 1B	3	0	0	0	0	2	0						
Wayne Franklin, L (1, 1) Brooks Kieschnick, L (5, 1) Leo Estrella, R (7, 1) Brady Clark, R (8, PH) Matt Ford, S (8, 1) Royce Clayton, R (9, PH) OBP: 0.348, SLG: 0.430			K			IHR G4-3 1B		P6	L3	1	0	0	0	0	1	0						
Inning Stats	R: 0 E: 0 K: 1 S: 9	H: 0 LOB: 0 BB: 0 P: 14	R: 0 E: 0 K: 1 S: 8	H: 0 LOB: 0 BB: 0 P: 14	R: 0 E: 0 K: 1 S: 11	H: 0 LOB: 0 BB: 0 P: 17	R: 0 E: 0 K: 0 S: 9	H: 1 LOB: 1 BB: 0 P: 13	R: 0 E: 0 K: 1 S: 10	H: 1 LOB: 0 BB: 0 P: 15	R: 2 E: 0 K: 2 S: 14	H: 2 LOB: 0 BB: 0 P: 22	R: 2 E: 0 K: 2 S: 16	H: 2 LOB: 0 BB: 0 P: 27	R: 0 E: 1 K: 0 S: 8	H: 1 LOB: 1 BB: 0 P: 11		R: 1 E: 1 K: 1 S: 14	H: 2 LOB: 3 BB: 2 P: 24	1B: 6 2B: 1 3B: 0 HR: 3	SF: 0 SAC: 0 DP: 1 HBP: 0	WP: 0 PB: 0 SB: 0 CS: 0
PITCHER	IP WLS BF H R ER SO BB IBB HBP BLK WP HR S P ERA WHIP																					
Jeff Austin, R (1, 1) ERA: 4.44	7.0 W 26 6 4 4 7 0 0 0 0 0 2 77 122 5.14 0.857																					
Gabe White, L (8, 1) ERA: 2.95	1.0 H 4 1 0 0 0 0 0 0 0 0 0 8 11 0.00 1.000																					
Scott Williamson, R (9, 1) ERA: 2.3	1.0 S 7 2 1 1 1 2 0 0 0 0 0 0 14 24 9.00 4.000																					

Batter	1	2	3	4	5	6	7	8	9	AB	R	H	RBI	BB	SO	LOB	BOTTOM			
Felipe Lopez, S (1, 6) OBP: 0.312, SLG: 0.328	K	P3		G6-3		G4-3		F8		5	0	0	0	0	1	1	Milwaukee Brewers @ Cincinnati Reds Great American Ball Park, Cincinnati, OH Sun May 11 2003, 1:15 PM EDT Att: 24,804 - Cloudy - 65 F			
Jose Guillen, R (1, 9) OBP: 0.350, SLG: 0.624	P4		F9 G6-3 2B		E BB	K				3	2	1	0	1	1	0				
Austin Kearns, R (1, 8) OBP: 0.419, SLG: 0.583	BB 1B BB		F9		E HR 1B	G5-3				3	2	1	0	1	0	1				
Aaron Boone, R (1, 5) OBP: 0.358, SLG: 0.561	1B BB		G6-3		E5 HR		PB 2B			3	1	1	1	1	0	1				
Adam Dunn, L (1, 3) OBP: 0.347, SLG: 0.574	1B		HR		HR	G3				4	2	3	5	0	0	1				
Ruben Mateo, R (1, 7) OBP: 0.273, SLG: 0.280	K		BLK 1B		F8	G6-4-3 BB				3	0	1	0	1	1	2				
Kelly Stinnett, R (1, 2) OBP: 0.372, SLG: 0.564		P6	F8		K	G6-4-3				4	0	0	0	0	1	3				
Juan Castro, R (1, 4) OBP: 0.328, SLG: 0.450		SH3-4 BB		F8		G5-3				3	0	1	0	1	0	0				
Jeff Austin, R (1, 1) OBP: 0.143, SLG: 0.143		SH3-4								2	0	0	0	0	1	1				
Gabe White, L (8, 1) ERA: 5.4										0	0	0	0	0	0	0				
Barry Larkin, R (8, PH) OBP: 0.345, SLG: 0.429										1	0	0	0	0	0	0				
Scott Williamson, R (9, 1) ERA: 0.79										0	0	0	0	0	0	0				
Inning Stats	R: 1 E: 0 K: 2 S: 17	H: 1 LOB: 2 BB: 2 P: 30	R: 0 E: 0 K: 0 S: 7	H: 0 LOB: 1 BB: 1 P: 18	R: 2 E: 0 K: 0 S: 13	H: 3 LOB: 1 BB: 0 P: 25	R: 0 E: 0 K: 1 S: 8	H: 0 LOB: 0 BB: 0 P: 10	R: 4 E: 1 K: 1 S: 16	H: 3 LOB: 1 BB: 1 P: 31	R: 0 E: 0 K: 1 S: 5	H: 0 LOB: 0 BB: 0 P: 6	R: 0 E: 0 K: 0 S: 4	H: 1 LOB: 1 BB: 1 P: 12	R: 0 E: 0 K: 0 S: 8	H: 0 LOB: 0 BB: 0 P: 11	1B: 3 2B: 3 3B: 0 HR: 2	SF: 0 SAC: 1 DP: 1 HBP: 0	WP: 0 PB: 1 SB: 0 CS: 0	PA: 37
PITCHER	IP WLS BF H R ER SO BB IBB HBP BLK WP HR S P ERA WHIP																			
Wayne Franklin, L (1, 1) ERA: 7.11	4.0 L 23 6 7 6 3 4 0 0 0 0 0 0 15 24 0.00 0.500																			
Brooks Kieschnick, R (5, 1) ERA: 5.4	2.0 7 1 0 0 2 0 0 0 0 0 0 0 15 24 0.00 0.500																			
Leo Estrella, R (7, 1) ERA: 1.8	1.0 4 1 0 0 0 1 0 0 0 0 0 0 4 12 0.00 2.000																			
Matt Ford, L (8, 1) ERA: 0.79	1.0 3 0 0 0 0 0 0 0 0 0 0 0 8 11 0.00 0.000																			



Batter	1	2	3	4	5	6	7	8	9	AB	R	H	RBI	BB	SO	LOB	TOP					
Felipe Lopez, S OBP: 0.304, SLG: 0.326 (1, 6)										4	0	1	0	0	2	0	Cincinnati Reds @ St. Louis Cardinals Busch Stadium, St. Louis, MO Wed May 14 2003, 7:10 PM CDT Att: 31,731 - Cloudy - 73 F					
Sean Casey, L OBP: 0.365, SLG: 0.450 (1, 3)										4	1	1	0	0	0	1						
Ken Griffey Jr., L OBP: 0.346, SLG: 0.565 (1, 8)										3	2	1	0	1	0	1						
Austin Kearns, R OBP: 0.420, SLG: 0.624 (1, 9)										4	1	2	4	0	1	1						
Aaron Boone, R OBP: 0.351, SLG: 0.548 (1, 5)										4	0	0	0	0	0	1						
Adam Dunn, L OBP: 0.333, SLG: 0.565 (1, 7)										4	0	0	0	0	1	0						
Jason LaRue, R OBP: 0.359, SLG: 0.396 (1, 2)										4	0	1	0	0	0	0						
Juan Castro, R OBP: 0.324, SLG: 0.433 (1, 4)										3	0	1	0	0	0	1						
Danny Graves, R OBP: 0.105, SLG: 0.105 (1, 1)										3	0	0	0	0	0	1						
Inning Stats	R: 0 E: 0 K: 1 S: 7	H: 0 LOB: 0 BB: 0 P: 9	R: 0 E: 0 K: 1 S: 8	H: 0 LOB: 0 BB: 0 P: 13	R: 0 E: 0 K: 0 S: 8	H: 1 LOB: 0 BB: 0 P: 9	R: 3 E: 0 K: 2 S: 16	H: 2 LOB: 0 BB: 1 P: 27	R: 0 E: 0 K: 0 S: 4	H: 0 LOB: 0 BB: 0 P: 6	R: 1 E: 0 K: 0 S: 11	H: 2 LOB: 1 BB: 0 P: 13	R: 0 E: 0 K: 0 S: 8	H: 1 LOB: 1 BB: 0 P: 14	R: 0 E: 0 K: 0 S: 5	H: 1 LOB: 1 BB: 0 P: 8	R: 0 E: 0 K: 0 S: 7	H: 0 LOB: 0 BB: 0 P: 11	1B: 4 2B: 2 3B: 0 HR: 1	SF: 0 SAC: 0 DP: 1 HBP: 0	WP: 0 PB: 0 SB: 0 CS: 0	PA: 34
PITCHER	IP	WLS	BF	H	R	ER	SO	BB	IBB	HBP	BLK	WP	HR	S	P	ERA	WHIP					
Matt Morris, R ERA: 2.88 (1, 1)	6.0	L	23	5	4	4	4	1	0	0	0	0	1	54	77	6.00	1.000					
Dustin Hermanson, R ERA: 3.06 (7, 1)	2.0		8	2	0	0	0	0	0	0	0	0	0	13	22	0.00	1.000					
Steve Kline, L ERA: 4.6 (9, 1)	1.0		3	0	0	0	0	0	0	0	0	0	0	7	11	0.00	0.000					

Batter	1	2	3	4	5	6	7	8	9	AB	R	H	RBI	BB	SO	LOB	BOTTOM					
Fernando Vina, L OBP: 0.273, SLG: 0.371 (1, 4)										4	0	1	0	0	0	0	Cincinnati Reds @ St. Louis Cardinals Busch Stadium, St. Louis, MO Wed May 14 2003, 7:10 PM CDT Att: 31,731 - Cloudy - 73 F					
Eduardo Perez, R OBP: 0.440, SLG: 0.610 (1, 9)										3	0	1	0	0	0	0						
Dustin Hermanson, R ERA: 3.06 (7, 1)										0	0	0	0	0	0	0						
Steve Kline, S (9, 1)										0	0	0	0	0	0	0						
Kerry Robinson, L OBP: 0.257, SLG: 0.212 (9, PH)										1	0	0	0	0	0	0						
5 Albert Pujols, R OBP: 0.400, SLG: 0.624 (1, 7)										4	0	0	0	0	0	2						
15 Jim Edmonds, L OBP: 0.415, SLG: 0.624 (1, 8)										3	0	0	0	1	0	2						
27 Scott Rolen, R OBP: 0.420, SLG: 0.573 (1, 5)										3	0	1	0	0	0	1						
Edgar Renteria, R OBP: 0.407, SLG: 0.562 (1, 6)										3	0	1	0	0	0	0						
Tino Martinez, L OBP: 0.326, SLG: 0.417 (1, 3)										3	0	0	0	0	0	2						
Mike Matheny, R OBP: 0.317, SLG: 0.380 (1, 2)										3	0	0	0	0	0	0						
Matt Morris, R OBP: 0.318, SLG: 0.450 (1, 1)										1	0	0	0	0	1	0						
Orlando Palmeiro, L OBP: 0.333, SLG: 0.337 (6, PH)										2	0	0	0	0	0	0						
Inning Stats	R: 0 E: 0 K: 0 S: 7	H: 2 LOB: 1 BB: 0 P: 11	R: 0 E: 0 K: 0 S: 7	H: 2 LOB: 1 BB: 0 P: 11	R: 0 E: 0 K: 1 S: 10	H: 0 LOB: 0 BB: 0 P: 12	R: 0 E: 0 K: 0 S: 12	H: 0 LOB: 1 BB: 1 P: 21	R: 0 E: 0 K: 0 S: 8	H: 0 LOB: 0 BB: 0 P: 12	R: 0 E: 0 K: 0 S: 17	H: 2 LOB: 2 BB: 0 P: 25	R: 0 E: 0 K: 0 S: 6	H: 0 LOB: 0 BB: 0 P: 9	R: 0 E: 0 K: 0 S: 5	H: 0 LOB: 0 BB: 0 P: 8	R: 0 E: 0 K: 0 S: 5	H: 0 LOB: 0 BB: 0 P: 8	1B: 4 2B: 0 3B: 0 HR: 0	SF: 0 SAC: 0 DP: 1 HBP: 0	WP: 0 PB: 0 SB: 0 CS: 0	PA: 31
PITCHER	IP	WLS	BF	H	R	ER	SO	BB	IBB	HBP	BLK	WP	HR	S	P	ERA	WHIP					
Danny Graves, R ERA: 4.56 (1, 1)	9.0	W	31	4	0	0	1	1	0	0	0	0	0	77	117	0.00	0.556					

AB	33
R	4
H	7
RBI	4
BB	1
SO	4
LOB	6



Batter	1	2	3	4	5	6	7	8	9	AB	R	H	RBI	BB	SO	LOB	TOP								
Felipe Lopez, S (1, 6) OBP: 0.303, SLG: 0.319	1-2 HBP		2-2 G3		1-0 L7			0-0 G6-4-3		3	0	0	0	0	0	1									
Reggie Taylor, L (1, 8) OBP: 0.304, SLG: 0.415	2-2 L7		0-2 P6			1-1 G3			1-1 1B SF8 1B	4	1	1	0	0	0	1									
Sean Casey, L (1, 3) OBP: 0.366, SLG: 0.445	1-2 P5			0-0 F8		0-0 G4-3			1-1 1B 1B	4	1	1	0	0	0	1									
Jose Guillen, R (1, 9) OBP: 0.367, SLG: 0.618	1-0 P3			1-1 BB 1B		1-2 F9			1-0 1B 1B	4	0	2	0	0	0	1									
Aaron Boone, R (1, 5) OBP: 0.348, SLG: 0.538		0-0 F8		0-0 F9			4-2 CS BB		1-0 F8	3	0	0	0	1	0	4									
Adam Dunn, L (1, 7) OBP: 0.338, SLG: 0.586		3-2 HR		4-0 BB		2-2 F8			2-2 SF8	2	1	1	2	1	0	1									
Kelly Stinnett, R (1, 2) Ken Griffey Jr., L (8, PH) OBP: 0.370, SLG: 0.583		1-3 K		2-1 G1-3		0-2 F8			3-H 1-0 1B	3	0	0	0	0	1	3	AB 30								
Juan Castro, R (1, 4) OBP: 0.307, SLG: 0.408		1-3 K			0-0 F9		0-1 CS	0-0 G4-3	3-3 K	4	0	0	0	0	2	2	R 3								
John Riedling, R (7, 1) Kent Mercker, L (7, 1) Barry Larkin, R (8, PH) Danny Graves, R (8, PH) Felix Heredia, L (8, 1) Brian Reith, R (8, 1)			0-1 G1-5-3		0-3 K			4-2 BB		2	0	0	0	0	1	0	H 6								
Inning Stats	R: 0 E: 0 K: 0 S: 10	H: 0 LOB: 1 BB: 0 P: 15	R: 1 E: 0 K: 2 S: 14	H: 1 LOB: 0 BB: 0 P: 19	R: 0 E: 0 K: 0 S: 8	H: 0 LOB: 0 BB: 0 P: 10	R: 0 E: 0 K: 0 S: 6	H: 1 LOB: 2 BB: 1 P: 13	R: 0 E: 0 K: 1 S: 5	H: 0 LOB: 0 BB: 0 P: 6	R: 0 E: 0 K: 0 S: 7	H: 0 LOB: 0 BB: 1 P: 9	R: 0 E: 0 K: 0 S: 10	H: 0 LOB: 1 BB: 1 P: 16	R: 0 E: 0 K: 0 S: 5	H: 0 LOB: 1 BB: 1 P: 9	R: 2 E: 0 K: 1 S: 13	H: 4 LOB: 2 BB: 0 P: 23	1B: 5 2B: 0 3B: 0 HR: 1	SF: 1 SAC: 0 DP: 1 HBP: 1	WP: 0 PB: 0 SB: 0 CS: 1	PA: 36			
PITCHER	IP	WLS	BF	H	R	ER	SO	BB	IBB	HBP	BLK	WP	HR	S	P	ERA	WHIP								
Garrett Stephenson, R (1, 1) ERA: 4.2	7.0	W	25	2	1	1	3	2	0	1	0	0	1	60	88	1.29	0.571								
Jeff Fassero, L (8, 1) ERA: 7.43	1.0	H	6	3	2	2	0	1	0	0	0	0	0	10	17	18.00	4.000								
Cal Eldred, R (8, 1) ERA: 4.2	1.0	S	4	1	0	0	1	0	0	0	0	0	0	8	15	0.00	1.000								

Cincinnati Reds @ St. Louis Cardinals
 Busch Stadium, St. Louis, MO
 Thu May 15 2003, 12:10 PM CDT
 Att: 37,904 - Sunny - 70 F

AB	30
R	3
H	6
RBI	3
BB	3
SO	4
LOB	14



Batter	1	2	3	4	5	6	7	8	9	AB	R	H	RBI	BB	SO	LOB	BOTTOM								
Fernando Vina, L (1, 4) OBP: 0.279, SLG: 0.375	1-2 FC6-4 1B		1-2 F7		0-2 FC4-6		3-2 CS 1B			4	0	2	1	0	0	1									
Kerry Robinson, L (1, 9) OBP: 0.237, SLG: 0.194	0-0 FC6-4 5 BLK		2-3 K			1-2 G6-3	1-1 CS	1-0 G6-3 5 HR 15 HR 2B		3	0	0	0	0	1	1									
Eduardo Perez, R (8, PH) OBP: 0.451, SLG: 0.643							1-1 SAFE CS			1	1	1	0	0	0	0									
5 Albert Pujols, R (1, 7) OBP: 0.396, SLG: 0.620	2-1 G6-3			3-2 15 G4-3 27 1B 2B		1-1 G6-3		0-0 G6-3		4	1	1	0	0	0	2									
Orlando Palmeiro, L (9, 7) OBP: 0.333, SLG: 0.337	1-2 G6-3							2-3 G6-3		0	0	0	0	0	0	0									
15 Jim Edmonds, L (1, 8) OBP: 0.410, SLG: 0.636	1-0 G4-3			0-0 G4-3		1-2 G3		0-0 HR		4	1	1	2	0	0	2									
27 Scott Rolen, R (1, 5) OBP: 0.428, SLG: 0.571		4-2 F8 1B BB		3-1 G4-6-3 1B			1-0 2B HBP	1-0 F9		2	1	1	1	1	0	0									
Edgar Renteria, R (1, 6) OBP: 0.410, SLG: 0.567		1-0 G5-4-3 1B		2-0 G4-6-3		3-2 SAFE 1B 2B		1-2 G5-3		4	1	2	1	0	0	1									
Tino Martinez, L (1, 3) OBP: 0.326, SLG: 0.415		3-1 F8			1-0 G4-3		0-2 WP SH1-4 1B 1B			3	1	1	1	0	0	2	AB 29								
Chris Widger, R (1, 2)		3-2 G5-4-3			1-1 P2		3-H SAFE SH1-4 1B			2	0	0	0	0	0	2	R 6								
Garrett Stephenson, R (1, 1) OBP: 0.222, SLG: 0.125					4-2 G5-3		1-2 G5-3			1	0	0	0	1	0	0	H 9								
Miguel Cairo, R (7, PH) OBP: 0.306, SLG: 0.474										1	0	0	0	0	0	1	RBI 6								
Jeff Fassero, L (8, 1)										0	0	0	0	0	0	0	BB 2								
Cal Eldred, R (8, 1)										0	0	0	0	0	0	0	SO 1								
Inning Stats	R: 0 E: 0 K: 0 S: 7	H: 1 LOB: 1 BB: 0 P: 11	R: 0 E: 0 K: 0 S: 11	H: 1 LOB: 1 BB: 1 P: 22	R: 0 E: 0 K: 1 S: 7	H: 0 LOB: 0 BB: 0 P: 11	R: 1 E: 0 K: 0 S: 7	H: 2 LOB: 0 BB: 0 P: 15	R: 0 E: 0 K: 0 S: 8	H: 0 LOB: 1 BB: 1 P: 14	R: 0 E: 0 K: 0 S: 8	H: 0 LOB: 0 BB: 0 P: 11	R: 3 E: 0 K: 0 S: 17	H: 3 LOB: 0 BB: 0 P: 25	R: 2 E: 0 K: 0 S: 7	H: 2 LOB: 0 BB: 0 P: 10	1B: 5 2B: 3 3B: 0 HR: 1	SF: 0 SAC: 1 DP: 2 HBP: 1	WP: 1 PB: 0 SB: 0 CS: 1	PA: 34					
PITCHER	IP	WLS	BF	H	R	ER	SO	BB	IBB	HBP	BLK	WP	HR	S	P	ERA	WHIP								
John Riedling, R (1, 1) ERA: 5.34	6.0	L	24	5	3	3	1	2	0	1	1	0	0	52	91	4.50	1.167								
Kent Mercker, L (7, 1) ERA: 1.84	1.0		4	2	1	1	0	0	0	0	0	1	0	13	18	9.00	2.000								
Felix Heredia, L (8, 1) ERA: 2.7	0.1		3	2	2	2	0	0	0	0	0	0	1	3	4	54.00	6.000								
Brian Reith, R (8, 1) ERA: 4.35	0.2		2	0	0	0	0	0	0	0	0	0	0	4	6	0.00	0.000								

Cincinnati Reds @ St. Louis Cardinals
 Busch Stadium, St. Louis, MO
 Thu May 15 2003, 12:10 PM CDT
 Att: 37,904 - Sunny - 70 F

AB	29
R	6
H	9
RBI	6
BB	2
SO	1
LOB	12



Batter	1	2	3	4	5	6	7	8	9	AB	R	H	RBI	BB	SO	LOB	TOP								
Felipe Lopez, S OBP: 0.306, SLG: 0.317 (1, 6)	F8		BB		G6-3		G3-1		1B	4	0	1	0	1	0	0	Cincinnati Reds @ Milwaukee Brewers Miller Park, Milwaukee, WI Fri May 16 2003, 7:05 PM CDT Att: 13,376 - Dome - 72 F								
Sean Casey, L OBP: 0.384, SLG: 0.440 Brian Reith, R (7, 1)	G1-3		F7				G6-3		K	4	0	1	0	0	0	2									
Kelly Stinnett, R OBP: 0.340, SLG: 0.512 (9, PH)										0	0	0	0	0	0	0									
Ken Griffey Jr., L OBP: 0.387, SLG: 0.593 (1, 8)	HBP		K							3	1	1	0	0	2	3									
Austin Kearns, R OBP: 0.422, SLG: 0.618 (1, 9)	G5-3									3	0	1	1	1	0	2									
Aaron Boone, R OBP: 0.341, SLG: 0.524 (1, 5)		G5-3	K							4	0	0	0	0	1	4									
Adam Dunn, L OBP: 0.342, SLG: 0.603 (1, 7) (7, 3)	HR									3	1	1	1	1	1	1									
Jason LaRue, R OBP: 0.355, SLG: 0.420 (1, 2)	K									4	1	1	1	0	2	2									
Juan Castro, R OBP: 0.291, SLG: 0.387 (1, 4)	L9									4	0	0	0	0	3	1									
Ryan Dempster, R OBP: 0.085, SLG: 0.093 Chris Reitsma, R OBP: 0.187, SLG: 0.187 Gabe White, L Scott Sullivan, R Wily Mo Peña, R OBP: 0.059, SLG: 0.059			BB							2	0	1	0	0	1	1									
Inning Stats	R: 0 E: 0 K: 0 S: 13	H: 0 LOB: 1 BB: 0 P: 22	R: 1 E: 0 K: 1 S: 11	H: 1 LOB: 0 BB: 0 P: 16	R: 0 E: 0 K: 2 S: 16	H: 1 LOB: 3 BB: 2 P: 27	R: 0 E: 0 K: 3 S: 11	H: 0 LOB: 1 BB: 1 P: 21	R: 0 E: 0 K: 1 S: 8	H: 1 LOB: 0 BB: 0 P: 13	R: 1 E: 0 K: 2 S: 12	H: 1 LOB: 0 BB: 0 P: 19	R: 0 E: 0 K: 0 S: 9	H: 0 LOB: 0 BB: 0 P: 13	R: 1 E: 0 K: 0 S: 11	H: 2 LOB: 1 BB: 0 P: 14	R: 0 E: 0 K: 3 S: 11	H: 1 LOB: 1 BB: 0 P: 18	1B: 4 2B: 1 3B: 0 HR: 2	SF: 0 SAC: 0 DP: 0 HBP: 1	WP: 0 PB: 0 SB: 0 CS: 0	PA: 38			
PITCHER	IP	WLS	BF	H	R	ER	SO	BB	IBB	HBP	BLK	WP	HR	S	P	ERA	WHIP								
Wayne Franklin, L ERA: 6.62 Curt Leskanic, R ERA: 2.65 Matt Ford, L ERA: 1.15	(1, 1) (7, 1) (8, 1)	6.0 1.0 2.0	W 3 9	26 0 3	4 0 3	2 0 1	9 0 3	3 0 0	0 0 0	1 0 0	0 0 0	0 0 0	2 0 22	71 9 32	118	3.00 0.00 4.50	1.167 0.000 1.500								

AB	34
R	3
H	7
RBI	3
BB	3
SO	12
LOB	17



Batter	1	2	3	4	5	6	7	8	9	AB	R	H	RBI	BB	SO	LOB	BOTTOM								
Eric Young Sr., R OBP: 0.357, SLG: 0.468 Matt Ford, S (8, 1)	K	G4-3		L8		SH5-4	BB	1B	K	4	1	1	0	1	1	3	Cincinnati Reds @ Milwaukee Brewers Miller Park, Milwaukee, WI Fri May 16 2003, 7:05 PM CDT Att: 13,376 - Dome - 72 F								
Scott Podsednik, L OBP: 0.384, SLG: 0.389 (1, 8)	S		G4-3		2B	SH5-4	F8			3	2	2	0	1	0	2									
Richie Sexson, R OBP: 0.373, SLG: 0.561 (1, 3)	L9		P3		E1	HR	BB	1B		4	2	1	1	1	0	3									
Geoff Jenkins, L OBP: 0.350, SLG: 0.507 (1, 7)	BB		G4-3		1B	SF8		BB		2	1	1	4	2	0	0									
John Vander Wal, L OBP: 0.327, SLG: 0.436 (1, 9)	K		G3-1		K	HR	L9			4	1	0	0	1	2	6									
Wes Helms, R OBP: 0.311, SLG: 0.414 (1, 5)		1B		SH5-4		HR	G5-3			5	2	4	5	0	0	0									
Eddie Pérez, R OBP: 0.295, SLG: 0.490 (1, 2)	G4-3		1B		F8	P2	K			4	0	1	0	1	1	1									
Royce Clayton, R OBP: 0.311, SLG: 0.371 (1, 6)	G4-3				K		L8			5	1	1	1	0	2	4									
Wayne Franklin, L OBP: 0.125, SLG: 0.125 Alex Sanchez, L OBP: 0.318, SLG: 0.384 Curt Leskanic, R Enrique Cruz, R OBP: 0.227, SLG: 0.200	(1, 1) (6, PH) (7, 1) (8, 4)	0.0 0.0 0.0	L L L	26 4 5	5 4 5	ER ER ER	SO SO SO	BB BB BB	IBB IBB IBB	HBP HBP HBP	BLK BLK BLK	WP WP WP	HR HR HR	S S S	P P P	ERA ERA ERA	WHIP WHIP WHIP	1B: 9 2B: 3 3B: 1 HR: 1	SF: 1 SAC: 2 DP: 0 HBP: 0	WP: 0 PB: 0 SB: 1 CS: 0	PA: 46				
PITCHER	IP	WLS	BF	H	R	ER	SO	BB	IBB	HBP	BLK	WP	HR	S	P	ERA	WHIP								
Ryan Dempster, R ERA: 8.85 Chris Reitsma, R ERA: 8.53 Gabe White, L ERA: 3.32 Scott Sullivan, R ERA: 5.01 Brian Reith, R ERA: 5.11	(1, 1) (6, 1) (6, 1) (6, 1) (7, 1)	5.0 0.1 0.1 0.1 2.0	L L L L L	26 4 2 2 12	5 3 0 2 5	ER ER ER ER ER	SO SO SO SO SO	BB BB BB BB BB	IBB IBB IBB IBB IBB	HBP HBP HBP HBP HBP	BLK BLK BLK BLK BLK	WP WP WP WP WP	HR HR HR HR HR	S S S S S	P P P P P	81.00 0.00 54.00 9.00	6.000 3.000 3.000 3.000								

AB	36
R	12
H	14
RBI	12
BB	7
SO	7
LOB	21



Batter	1	2	3	4	5	6	7	8	9	10	AB	R	H	RBI	BB	SO	LOB	TOP						
Felipe Lopez, S <small>OBP: 0.313, SLG: 0.338</small>	0-2 1B		0-0 B1		1-0 G1-3		2-3 K			0-1 G1-3	5	0	1	0	0	1	2							
Sean Casey, L <small>OBP: 0.360, SLG: 0.438</small>	2-2 P5		0-0 F7			0-1 F9		0-1 G3-1		0-0 G4-3 1B	5	1	1	0	0	0	1							
Ken Griffey Jr., L <small>OBP: 0.324, SLG: 0.485</small>	3-3 K			3-1 P5		1-1 G1-3		1-1 F7		0-2 G4-3 1B	5	0	0	0	0	1	2							
Austin Kearns, R <small>OBP: 0.415, SLG: 0.595</small>		0-0 F8		4-2 BB		3-2 G5-3		2-2 G5-3		1-1 PB HR 1B	4	1	1	1	1	0	0							
Aaron Boone, R <small>OBP: 0.349, SLG: 0.576</small>	1-1 HR			2-3 K			1-0 G6-3		0-0 L4	1-2 HR 1B	5	2	2	3	0	1	1							
Adam Dunn, L <small>OBP: 0.341, SLG: 0.601</small>	4-1 BB			2-0 P3			4-1 BB 1B		0-1 G3-1	1-1 G4-3	3	1	0	0	2	0	1							
Jason LaRue, R <small>OBP: 0.372, SLG: 0.434</small>	1-3 K			2-2 1B G6-3 2B		2-1 G6-3 1B		4-1 1B BB			2	1	1	0	2	1	1							
Juan Castro, R <small>OBP: 0.301, SLG: 0.392</small>	1-0 P3			2-1 G6-3 1B		2-1 G6-3 1B		0-1 F9			4	0	2	0	0	0	3							
Paul Wilson, R <small>OBP: 0.327, SLG: 0.593</small> Jose Guillen, R <small>OBP: 0.327, SLG: 0.593</small> Gabe White, L <small>OBP: 0.327, SLG: 0.593</small> Reggie Taylor, L <small>OBP: 0.327, SLG: 0.593</small> Scott Sullivan, R <small>OBP: 0.327, SLG: 0.593</small> Scott Williamson, R <small>OBP: 0.327, SLG: 0.593</small>			2-3 K		2-1 G6-3 1B		0-0 1-2 2H 1B		1-3 K		2	0	0	0	0	1	1							
Inning Stats	R: 0 E: 0 K: 1 S: 11	H: 1 LOB: 0 BB: 0 P: 16	R: 1 E: 0 K: 1 S: 9	H: 1 LOB: 1 BB: 1 P: 16	R: 0 E: 0 K: 1 S: 7	H: 0 LOB: 0 BB: 0 P: 9	R: 0 E: 0 K: 1 S: 8	H: 0 LOB: 1 BB: 1 P: 19	R: 1 E: 0 K: 0 S: 9	H: 2 LOB: 0 BB: 0 P: 16	R: 0 E: 0 K: 0 S: 7	H: 0 LOB: 0 BB: 0 P: 11	R: 1 E: 0 K: 1 S: 9	H: 1 LOB: 2 BB: 2 P: 20	R: 0 E: 0 K: 0 S: 9	H: 0 LOB: 0 BB: 0 P: 12	R: 0 E: 0 K: 1 S: 10	H: 1 LOB: 2 BB: 0 P: 15	R: 3 E: 0 K: 0 S: 13	H: 3 LOB: 0 BB: 0 P: 16	1B: 6 2B: 1 3B: 0 HR: 2	SF: 0 SAC: 0 DP: 1 HBP: 0	WP: 0 PB: 1 SB: 0 CS: 0	PA: 42
PITCHER	IP WLS BF H R ER SO	IP WLS BF H R ER SO	IP WLS BF H R ER SO	IP WLS BF H R ER SO	IP WLS BF H R ER SO	IP WLS BF H R ER SO	IP WLS BF H R ER SO	IP WLS BF H R ER SO	IP WLS BF H R ER SO	IP WLS BF H R ER SO	IP WLS BF H R ER SO	IP WLS BF H R ER SO	IP WLS BF H R ER SO	IP WLS BF H R ER SO	IP WLS BF H R ER SO	IP WLS BF H R ER SO	IP WLS BF H R ER SO	IP WLS BF H R ER SO	IP WLS BF H R ER SO	IP WLS BF H R ER SO	ERA WHIP	ERA WHIP		
Ruben Quevedo, R <small>ERA: 5.3</small>	6.1	25	4	3	3	4	4	0	0	0	0	0	0	0	0	0	0	0	0	0	0	4.26	1.263	
John Foster, L <small>ERA: 4.08</small>	0.2	3	1	0	0	1	0	0	0	0	0	0	0	0	0	0	0	0	0	0	0	0.00	1.500	
Leo Estrella, R <small>ERA: 1.38</small>	2.0	8	1	0	0	1	1	0	0	0	0	0	0	0	0	0	0	0	0	0	0	0.00	1.000	
Mike DeJean, R <small>ERA: 4.91</small>	1.0	6	3	3	3	0	0	0	0	0	0	0	0	0	0	0	0	0	0	0	0	27.00	3.000	

Cincinnati Reds @ Milwaukee Brewers
 Miller Park, Milwaukee, WI
 Sun May 18 2003, 1:05 PM CDT
 Att: 14,703 - Overcast - 59 F

AB 37
 R 6
 H 9
 RBI 5
 BB 5
 SO 6
 LOB 14



Batter	1	2	3	4	5	6	7	8	9	10	AB	R	H	RBI	BB	SO	LOB	BOTTOM						
Scott Podsednik, L <small>OBP: 0.385, SLG: 0.420</small>	3-2 G1-3		4-2 G6-3 2B BB		1-0 2B		2-1 P4			3-2 P6	4	1	1	0	1	0	0							
Keith Ginter, R <small>OBP: 0.347, SLG: 0.276</small>	0-1 L6		1-1 G6-3		1-0 P6		1-2 FC6-4 HBP			1-0 E6 BB	4	0	0	0	0	0	2							
Richie Sexson, R <small>OBP: 0.384, SLG: 0.559</small>	3-2 1B 2B		1-1 G4-3 2B		3-2 G6-3		0-1 FC6-4 1-2			4-1 SAFE BB	4	1	2	1	1	0	2							
Geoff Jenkins, L <small>OBP: 0.335, SLG: 0.480</small>	0-0 2B 1B		0-1 G4-3		2-3 F7		1-3 K		2-3 K	0-1 F9	5	1	1	0	0	2	3							
John Vander Wal, L <small>OBP: 0.348, SLG: 0.470</small> Brady Clark, R <small>OBP: 0.304, SLG: 0.308</small>	0-1 2B		2-0 F7			0-3 K		1-1 K		1-2 F9	3	0	1	2	0	1	1							
Wes Helms, R <small>OBP: 0.311, SLG: 0.401</small>	1-1 G6-3			0-0 G6-3		0-1 1B		1-3 K		2-0 F8	5	0	1	0	0	1	4							
Eddie Pérez, R <small>OBP: 0.307, SLG: 0.426</small>		0-1 G5-4-3 1B		0-2 G4-3		0-0 1B		1-2 1B			4	0	2	0	0	0	1							
Royce Clayton, R <small>OBP: 0.302, SLG: 0.353</small>		2-1 G5-4-3		3-2 L3		1-3 K				1-2 F8	4	0	0	0	0	1	3							
Ruben Quevedo, R <small>ERA: 5.05</small> John Foster, L <small>ERA: 5.05</small> Eric Young Sr., R <small>OBP: 0.343, SLG: 0.473</small> Leo Estrella, R <small>OBP: 0.343, SLG: 0.473</small> Alex Sanchez, L <small>OBP: 0.343, SLG: 0.473</small> Mike DeJean, R <small>OBP: 0.343, SLG: 0.473</small>		0-3 K			0-1 G3-1		0-3 K		0-0 F7		2	0	0	0	0	1	0							
Inning Stats	R: 2 E: 0 K: 0 S: 15	H: 3 LOB: 1 BB: 0 P: 22	R: 0 E: 0 K: 1 S: 7	H: 1 LOB: 0 BB: 0 P: 9	R: 1 E: 0 K: 0 S: 9	H: 1 LOB: 1 BB: 1 P: 17	R: 0 E: 0 K: 0 S: 7	H: 0 LOB: 0 BB: 0 P: 10	R: 0 E: 0 K: 0 S: 7	H: 1 LOB: 1 BB: 0 P: 12	R: 0 E: 0 K: 3 S: 12	H: 2 LOB: 2 BB: 0 P: 14	R: 0 E: 0 K: 1 S: 11	H: 0 LOB: 1 BB: 0 P: 14	R: 0 E: 0 K: 2 S: 10	H: 1 LOB: 1 BB: 0 P: 14	R: 0 E: 0 K: 0 S: 13	H: 0 LOB: 0 BB: 0 P: 17	R: 0 E: 1 K: 0 S: 8	H: 0 LOB: 2 BB: 1 P: 16	1B: 6 2B: 3 3B: 0 HR: 0	SF: 0 SAC: 0 DP: 1 HBP: 1	WP: 0 PB: 0 SB: 2 CS: 0	PA: 42
PITCHER	IP WLS BF H R ER SO	IP WLS BF H R ER SO	IP WLS BF H R ER SO	IP WLS BF H R ER SO	IP WLS BF H R ER SO	IP WLS BF H R ER SO	IP WLS BF H R ER SO	IP WLS BF H R ER SO	IP WLS BF H R ER SO	IP WLS BF H R ER SO	IP WLS BF H R ER SO	IP WLS BF H R ER SO	IP WLS BF H R ER SO	IP WLS BF H R ER SO	IP WLS BF H R ER SO	IP WLS BF H R ER SO	IP WLS BF H R ER SO	IP WLS BF H R ER SO	IP WLS BF H R ER SO	IP WLS BF H R ER SO	ERA WHIP	ERA WHIP		
Paul Wilson, R <small>ERA: 5.05</small>	6.0	26	8	3	3	4	1	0	0	0	0	0	0	0	0	0	0	0	0	0	4.50	1.500		
Gabe White, L <small>ERA: 3.0</small>	2.0	8	1	0	0	3	0	0	0	0	0	0	0	0	0	0	0	0	0	0	0.00	0.500		
Scott Sullivan, R <small>ERA: 4.81</small>	1.0	3	0	0	0	0	0	0	0	0	0	0	0	0	0	0	0	0	0	0	0.00	0.000		
Scott Williamson, R <small>ERA: 3.44</small>	1.0	5	0	0	0	0	1	0	0	0	0	0	0	0	0	0	0	0	0	0	0.00	1.000		

Cincinnati Reds @ Milwaukee Brewers
 Miller Park, Milwaukee, WI
 Sun May 18 2003, 1:05 PM CDT
 Att: 14,703 - Overcast - 59 F

AB 39
 R 3
 H 9
 RBI 3
 BB 2
 SO 7
 LOB 18



Batter	1	2	3	4	5	6	7	8	9	AB	R	H	RBI	BB	SO	LOB	TOP		
Rafael Furcal, S OBP: 0.394, SLG: 0.542 (1, 6)	G6-3		2B		F7		F7		HR	5	1	2	2	0	0	1			
Marcus Giles, R OBP: 0.416, SLG: 0.572 Mark DeRosa, R OBP: 0.246, SLG: 0.255 (1, 4)	F9		HBP		E6			FC4-6 1B	BB	1	0	0	0	0	0	0			
Gary Sheffield, R OBP: 0.440, SLG: 0.638 (1, 9)	P5		F9		F7			FC4-6 1B	K	5	0	1	0	0	1	5			
10 Chipper Jones, S OBP: 0.399, SLG: 0.510 (1, 7)		K			G3			FC4-6 BB HR	1B	5	1	1	0	0	1	2			
Andruw Jones, R OBP: 0.355, SLG: 0.514 (1, 8)	G6-3				HR			FC3-6 BB	K2-3	4	1	1	1	1	1	2			
Robert Fick, L OBP: 0.350, SLG: 0.463 (1, 3)	F8				G6-3			FC3-6 HR		4	1	0	1	0	0	2			
Vinny Castilla, R OBP: 0.331, SLG: 0.487 (1, 5)			F8		F8			HR	HR	4	2	2	4	0	0	0			
Henry Blanco, R OBP: 0.267, SLG: 0.302 (1, 2)			2B		F7			F7	K2-3	4	1	1	0	0	1	0			
Greg Maddux, R OBP: 0.285, SLG: 0.190 Darrell Erstad, L OBP: 0.278, SLG: 0.140 Trey Hodges, R OBP: 0.245, SLG: 0.307 Matt Franco, L OBP: 0.245, SLG: 0.307 Jung Keun Bong, L OBP: 0.245, SLG: 0.307 Roberto Hernandez, R OBP: 0.245, SLG: 0.307 Julio Franco, R OBP: 0.245, SLG: 0.307 (1, 1)			G5-3		E			F8	G4-3	1	0	0	0	0	0	0			
Inning Stats	R: 0 E: 0 K: 0 S: 6	H: 0 LOB: 0 BB: 0 P: 9	R: 0 E: 0 K: 1 S: 10	H: 0 LOB: 0 BB: 0 P: 16	R: 1 E: 0 K: 0 S: 11	H: 2 LOB: 2 BB: 0 P: 16	R: 1 E: 0 K: 0 S: 7	H: 1 LOB: 0 BB: 0 P: 9	R: 0 E: 0 K: 0 S: 12	H: 0 LOB: 0 BB: 0 P: 11	R: 1 E: 0 K: 0 S: 7	H: 1 LOB: 0 BB: 0 P: 10	R: 4 E: 0 K: 1 S: 15	H: 3 LOB: 0 BB: 1 P: 21	R: 1 E: 0 K: 2 S: 16	H: 2 LOB: 2 BB: 1 P: 25	1B: 4 2B: 2 3B: 0 HR: 4	SF: 0 SAC: 0 DP: 0 HBP: 1	WP: 0 PA: 41 PB: 0 SB: 0 CS: 0
PITCHER	IP WLS BF H R ER SO BB IBB HBP BLK WP HR S P ERA WHIP																		
Danny Graves, R ERA: 4.91 Kent Mercker, L ERA: 1.72 Scott Sullivan, R ERA: 5.11 Scott Williamson, R ERA: 3.72 (1, 1)	7.1 32 7 6 6 1 1 0 1 0 0 0 0 3 104 7.36 1.091																		

Atlanta Braves @ Cincinnati Reds
Great American Ball Park, Cincinnati, OH
Tue May 20 2003, 7:10 PM EDT
Att: 24,076 - Overcast - 67 F

AB 38
R 8
H 10
RBI 8
BB 2
SO 4
LOB 14



Batter	1	2	3	4	5	6	7	8	9	AB	R	H	RBI	BB	SO	LOB	BOTTOM		
Felipe Lopez, S OBP: 0.318, SLG: 0.349 (1, 6)	WP 1B	1B		G6-3		K				4	2	2	1	0	1	0			
Sean Casey, L OBP: 0.374, SLG: 0.444 (1, 3)	WP 1B	1B		HR		G5-4-3 BB				2	2	2	0	2	0	0			
Ken Griffey Jr., L OBP: 0.317, SLG: 0.541 (1, 8)	K	K		HR		F7				4	1	1	2	0	2	6			
Austin Kearns, R OBP: 0.417, SLG: 0.592 (1, 9)	S 1B	1B		HR		G5-4-3				4	0	2	4	0	1	1			
Aaron Boone, R OBP: 0.347, SLG: 0.568 (1, 5)	K	F8			F8			HR	BB	3	1	0	0	1	1	3			
Adam Dunn, L OBP: 0.333, SLG: 0.585 (1, 7)	G4-3		K		K			K	K	4	0	0	0	0	3	2			
Jason LaRue, R OBP: 0.376, SLG: 0.473 (1, 2)		1B		K		K		HR		4	2	2	2	0	2	0			
Juan Castro, R OBP: 0.287, SLG: 0.373 (1, 4)	K	K		G4-3		G6-3		L8		4	0	0	0	0	1	1			
Danny Graves, R OBP: 0.136, SLG: 0.136 Kent Mercker, L ERA: 5.54 Scott Sullivan, R ERA: 2.53 Reggie Taylor, L OBP: 0.288, SLG: 0.393 Scott Williamson, R ERA: 3.86 (1, 1)		1B		G6-3		K		G3		3	1	1	0	0	1	0			
Inning Stats	R: 2 E: 0 K: 2 S: 15	H: 2 LOB: 1 BB: 1 P: 28	R: 3 E: 0 K: 2 S: 17	H: 5 LOB: 2 BB: 0 P: 26	R: 0 E: 0 K: 2 S: 7	H: 0 LOB: 0 BB: 0 P: 9	R: 2 E: 0 K: 1 S: 11	H: 2 LOB: 0 BB: 0 P: 16	R: 0 E: 0 K: 2 S: 9	H: 0 LOB: 0 BB: 0 P: 12	R: 0 E: 0 K: 2 S: 11	H: 0 LOB: 0 BB: 0 P: 15	R: 0 E: 0 K: 0 S: 8	H: 0 LOB: 0 BB: 1 P: 13	R: 2 E: 0 K: 1 S: 14	H: 1 LOB: 0 BB: 1 P: 22	1B: 6 2B: 2 3B: 0 HR: 2	SF: 0 SAC: 0 DP: 1 HBP: 0	WP: 1 PA: 36 PB: 0 SB: 1 CS: 0
PITCHER	IP WLS BF H R ER SO BB IBB HBP BLK WP HR S P ERA WHIP																		
Greg Maddux, R ERA: 2.53 Trey Hodges, R ERA: 2.53 Jung Keun Bong, L ERA: 2.45 Roberto Hernandez, R ERA: 3.86 (1, 1)	4.0 6 0 0 0 4 0 0 0 0 0 0 0 20 27 0.00 0.000																		

Atlanta Braves @ Cincinnati Reds
Great American Ball Park, Cincinnati, OH
Tue May 20 2003, 7:10 PM EDT
Att: 24,076 - Overcast - 67 F

AB 33
R 9
H 10
RBI 9
BB 3
SO 12
LOB 13



Batter	1	2	3	4	5	6	7	8	9	AB	R	H	RBI	BB	SO	LOB	TOP										
Rafael Furcal, S OBP: 0.390, SLG: 0.531	F8			F7			G4-3		P4	4	0	0	0	1	0	2											
Mark DeRosa, R OBP: 0.246, SLG: 0.255	G6-3					G5-3				4	0	1	1	0	0	0											
Gary Sheffield, R OBP: 0.435, SLG: 0.635	K			L8						4	0	1	0	0	1	2											
10 Chipper Jones, S OBP: 0.396, SLG: 0.500										3	0	0	0	1	0	1											
Andruw Jones, R OBP: 0.353, SLG: 0.508										4	1	1	0	0	1	1											
Robert Fick, L OBP: 0.347, SLG: 0.464										4	1	1	1	0	0	0											
Javy Lopez, R OBP: 0.292, SLG: 0.520										4	0	1	0	0	0	1											
Vinny Castilla, R OBP: 0.341, SLG: 0.497										3	1	2	0	1	0	1											
Mike Hampton, R OBP: 0.308, SLG: 0.330										2	0	1	1	0	0	1											
Kevin Crouch, R OBP: 0.288, SLG: 0.349										0	0	0	0	0	0	0											
Matt Franco, L OBP: 0.288, SLG: 0.349										0	0	0	0	0	0	0											
Darren Holmes, R OBP: 0.288, SLG: 0.349										0	0	0	0	0	0	0											
Ray King, L OBP: 0.288, SLG: 0.349										0	0	0	0	0	0	0											
Jung Keun Bong, L OBP: 0.288, SLG: 0.349										0	0	0	0	0	0	0											
Julio Franco, R OBP: 0.288, SLG: 0.349										1	0	0	0	0	0	1											
Inning Stats	R: 0 E: 0 K: 1 S: 8	H: 0 LOB: 0 BB: 0 P: 10	R: 0 E: 0 K: 1 S: 10	H: 0 LOB: 0 BB: 0 P: 17	R: 1 E: 0 K: 0 S: 13	H: 2 LOB: 2 BB: 1 P: 26	R: 2 E: 0 K: 0 S: 13	H: 3 LOB: 2 BB: 1 P: 23	R: 0 E: 0 K: 0 S: 6	H: 1 LOB: 1 BB: 0 P: 18	R: 0 E: 0 K: 0 S: 6	H: 1 LOB: 1 BB: 0 P: 11	R: 0 E: 0 K: 0 S: 8	H: 0 LOB: 0 BB: 0 P: 13	R: 0 E: 0 K: 0 S: 5	H: 1 LOB: 0 BB: 0 P: 8	1B: 5 2B: 3 3B: 0 HR: 0	SF: 0 SAC: 0 DP: 1 HBP: 0	WP: 1 PB: 0 SB: 0 CS: 0	PA: 37							
PITCHER	IP	WLS	BF	H	R	ER	SO	BB	IBB	HBP	BLK	WP	HR	S	P	ERA	WHIP										
John Riedling, R ERA: 5.5	4.0		19	5	3	3	2	2	0	0	0	1	0	44	76	6.75	1.750										
Chris Reitsma, R ERA: 6.75	4.0	W	15	2	0	0	0	1	0	0	0	0	0	33	55	0.00	0.750										
Gabe White, L ERA: 2.86	1.0		3	1	0	0	0	0	0	0	0	0	0	5	8	0.00	1.000										

Atlanta Braves @ Cincinnati Reds
Great American Ball Park, Cincinnati, OH
Wed May 21, 2003, 7:10 PM EDT
Att: 33,355 - Cloudy - 66 F

AB 34
R 3
H 8
RBI 3
BB 3
SO 2
LOB 11



Batter	1	2	3	4	5	6	7	8	9	AB	R	H	RBI	BB	SO	LOB	BOTTOM										
Barry Larkin, R OBP: 0.394, SLG: 0.407	G3									1	1	0	0	2	0	0											
Chris Reitsma, R OBP: 0.143, SLG: 0.143										1	0	0	0	0	1	0											
Adam Dunn, L OBP: 0.337, SLG: 0.608										1	1	1	3	0	0	0											
Gabe White, L										0	0	0	0	0	0	0											
Jose Guillen, R OBP: 0.361, SLG: 0.589	SH1-3									4	1	2	1	0	1	0											
Ken Griffey Jr., L OBP: 0.348, SLG: 0.525										3	1	1	0	2	0	1											
Austin Kearns, R OBP: 0.417, SLG: 0.599	G4-3									5	0	2	3	0	1	4											
Aaron Boone, R OBP: 0.350, SLG: 0.562										2	1	0	0	2	1	1											
Sean Casey, L OBP: 0.371, SLG: 0.440										4	0	1	0	0	0	3											
Kelly Stinnett, R OBP: 0.353, SLG: 0.522										3	2	1	1	1	0	1											
Juan Castro, R OBP: 0.286, SLG: 0.368										4	0	1	0	0	1	2											
John Riedling, R OBP: 0.100, SLG: 0.100										1	0	0	0	0	0	0											
Wily Mo Peña, R OBP: 0.053, SLG: 0.053										1	1	0	1	0	0	1											
Felipe Lopez, S OBP: 0.520, SLG: 0.346										1	1	0	0	1	0	0											
Inning Stats	R: 0 E: 0 K: 0 S: 8	H: 0 LOB: 1 BB: 1 P: 16	R: 0 E: 0 K: 0 S: 6	H: 1 LOB: 1 BB: 0 P: 11	R: 0 E: 0 K: 0 S: 7	H: 1 LOB: 2 BB: 1 P: 17	R: 6 E: 0 K: 1 S: 23	H: 4 LOB: 1 BB: 3 P: 44	R: 0 E: 0 K: 0 S: 6	H: 0 LOB: 0 BB: 0 P: 9	R: 0 E: 0 K: 2 S: 10	H: 0 LOB: 0 BB: 0 P: 15	R: 0 E: 0 K: 0 S: 8	H: 1 LOB: 2 BB: 1 P: 20	R: 3 E: 0 K: 2 S: 16	H: 2 LOB: 1 BB: 2 P: 33	1B: 5 2B: 3 3B: 0 HR: 1	SF: 0 SAC: 1 DP: 0 HBP: 0	WP: 1 PB: 0 SB: 1 CS: 0	PA: 40							
PITCHER	IP	WLS	BF	H	R	ER	SO	BB	IBB	HBP	BLK	WP	HR	S	P	ERA	WHIP										
Mike Hampton, L ERA: 4.31	3.2	L	21	5	6	6	0	5	0	0	0	0	0	13	19	0.00	0.750										
Kevin Gwyboski, R ERA: 5.71	1.1		5	1	0	0	1	0	0	0	0	0	0	10	15	0.00	0.000										
Darren Holmes, R ERA: 5.06	1.0		3	0	0	0	2	0	0	0	0	0	0	8	20	0.00	1.000										
Ray King, L ERA: 3.0	1.0		5	1	0	0	0	0	1	0	0	0	0	16	33	27.00	4.000										
Jung Keun Bong, L ERA: 3.52	1.0		7	2	3	3	2	2	0	0	0	0	1	16	33	27.00	4.000										

Atlanta Braves @ Cincinnati Reds
Great American Ball Park, Cincinnati, OH
Wed May 21, 2003, 7:10 PM EDT
Att: 33,355 - Cloudy - 66 F

AB 31
R 9
H 9
RBI 9
BB 8
SO 5
LOB 13



Batter	1	2	3	4	5	6	7	8	9	AB	R	H	RBI	BB	SO	LOB	TOP					
Juan Pierre, L OBP: 0.342, SLG: 0.341 (1, 8)			G3-1			P6		B3		4	1	0	0	1	0	5	Florida Marlins @ Cincinnati Reds Great American Ball Park, Cincinnati, OH Fri May 23 2003, 7:10 PM EDT Att: 30,596 - Cloudy - 68 F					
Luis Castillo, S OBP: 0.383, SLG: 0.413 (1, 4)	SAFE 4-0 2B PB BB	K		G6-3		FC5-4 1B		1B		4	1	2	0	1	1	0						
Ivan Rodriguez, R OBP: 0.361, SLG: 0.428 (1, 2)	2-0 PB 1B 2B	1-1 2B		K		P5		K		5	2	2	1	0	2	3						
Mike Lowell, R OBP: 0.343, SLG: 0.589 (1, 5)	4-2 1B 2-3 2-H BB	1-1 1B 2B		WP BB		FC5-4 1-2		HR		3	2	2	2	2	0	2						
Derrek Lee, R OBP: 0.357, SLG: 0.449 (1, 3)	1-2 BB 1B 1-3 3-H	1-0 G6-4-3 1B		F9		K		E5 WP G4-3		5	1	2	1	0	1	1						
Juan Encarnacion, R OBP: 0.320, SLG: 0.432 (1, 9)	0-1 1B 1-2 3-H 1B	0-0 G6-4-3		G4-3		F9		G4-3		5	0	1	1	0	0	3						
Alex Gonzalez, R OBP: 0.363, SLG: 0.606 (1, 6)	4-2 G5-3 1B 1-2 2-3 BB		G5-3		P3		P5	P6		4	0	0	0	1	0	1						
Brian Banks, S OBP: 0.322, SLG: 0.490 (1, 7)	0-1 1-2 2-3 3-H 1B		E		L8		1-2 HR	BB		4	1	3	2	1	0	0						
Tommy Phelps, L OBP: 0.325, SLG: 0.424 (1, 1)	0-3 K		B5-4		1B BB		1-3 K	K		2	0	0	0	1	1	4						
Tim Sponeybarger, R OBP: 0.289, SLG: 0.366 (6, 1)										1	0	0	0	0	1	0						
Chad Allen, R OBP: 0.321, SLG: 0.174 (9, 1)										0	0	0	0	0	1	2						
Braden Looper, R OBP: 0.303, SLG: 0.632 (9, 1)										0	0	0	0	0	0	0						
Inning Stats	R: 5 E: 0 K: 1 S: 18	H: 4 LOB: 2 BB: 4 P: 38	R: 1 E: 0 K: 1 S: 9	H: 3 LOB: 1 BB: 0 P: 12	R: 0 E: 1 K: 0 S: 6	H: 1 LOB: 1 BB: 0 P: 7	R: 0 E: 0 K: 1 S: 8	H: 0 LOB: 1 BB: 1 P: 15	R: 0 E: 0 K: 0 S: 6	H: 0 LOB: 0 BB: 0 P: 9	R: 0 E: 0 K: 0 S: 9	H: 1 LOB: 2 BB: 1 P: 17	R: 0 E: 0 K: 1 S: 10	H: 0 LOB: 0 BB: 0 P: 16	R: 1 E: 0 K: 2 S: 11	H: 2 LOB: 1 BB: 0 P: 14	R: 1 E: 1 K: 1 S: 13	H: 1 LOB: 2 BB: 1 P: 27	1B: 7 2B: 3 3B: 0 HR: 2	SF: 0 SAC: 0 DP: 2 HBP: 0	WP: 2 PB: 1 SB: 0 CS: 0	PA: 45
PITCHER	IP WLS BF H R ER SO BB IBB HBP BLK WP HR S P ERA WHIP																					
Jeff Austin, R ERA: 7.16 (1, 1)	0.0 L 7 3 5 5 0 4 0 0 0 0 0 0 11 30 ∞ ∞																					
Felix Heredia, L ERA: 2.25 (1, 1)	5.0 19 5 1 1 3 1 0 0 0 0 1 0 36 51 1.80 1.200																					
Brian Reith, R ERA: 4.11 (6, 1)	1.0 5 1 0 0 0 1 0 0 0 0 0 0 9 17 0.00 2.000																					
Scott Sullivan, R ERA: 4.91 (7, 1)	1.0 3 0 0 0 1 0 0 0 0 0 0 0 10 16 0.00 0.000																					
Kent Mercker, L ERA: 2.55 (8, 1)	2.0 11 3 2 2 3 1 0 0 0 0 1 2 24 41 9.00 2.000																					
Batter	1	2	3	4	5	6	7	8	9	AB	R	H	RBI	BB	SO	LOB	BOTTOM					
Felipe Lopez, S OBP: 0.315, SLG: 0.340 (1, 6)	G6-3		K		F9		K			4	0	0	0	0	2	2	Florida Marlins @ Cincinnati Reds Great American Ball Park, Cincinnati, OH Fri May 23 2003, 7:10 PM EDT Att: 30,596 - Cloudy - 68 F					
Sean Casey, L OBP: 0.360, SLG: 0.424 (1, 3)	G3-1			F7		1B 1B 1B	L8			4	0	1	0	0	0	0						
Ken Griffey Jr., L OBP: 0.352, SLG: 0.478 (1, 8)	K			BB		L7		P5		3	0	0	0	1	1	1						
Austin Kearns, R OBP: 0.413, SLG: 0.590 (1, 9)		G6-3		F8		1B 1B	F8			4	0	1	0	0	0	1						
Aaron Boone, R OBP: 0.351, SLG: 0.549 (1, 5)		G5-3		K		G4-6-3 1B		K		4	0	1	0	0	2	1						
Adam Dunn, L OBP: 0.333, SLG: 0.587 (1, 7)		K		G3		G4-6-3 1-2 2-3 1B		6 1B BB		3	1	0	0	1	1	3						
Jason LaRue, R OBP: 0.369, SLG: 0.458 (1, 2)			P3		F9		3B 1B	G5-3		4	1	1	0	0	0	1						
Juan Castro, R OBP: 0.289, SLG: 0.366 (1, 4)			F9			2B 1B		L8		2	1	1	0	0	0	0						
6 Ryan Freel, R OBP: 0.321, SLG: 0.174 (6, 4)						2B 1B		G4-6-3 1B		2	0	1	1	0	0	1						
Jeff Austin, R OBP: 0.125, SLG: 0.125 (1, 1)										0	0	0	0	0	0	0						
Felix Heredia, L OBP: 0.209, SLG: 0.500 (1, 1)										1	0	1	0	0	0	0						
Wily Mo Peña, R OBP: 0.120, SLG: 0.150 (5, PH)										1	0	1	0	0	0	0						
Brian Reith, R OBP: 0.325, SLG: 0.424 (6, 1)										0	0	0	0	0	0	0						
Scott Sullivan, R OBP: 0.325, SLG: 0.424 (7, 1)										0	0	0	0	0	0	0						
Reggie Taylor, L OBP: 0.296, SLG: 0.431 (8, 1)						1-H 2B				1	1	1	0	0	0	0						
Kent Mercker, L OBP: 0.303, SLG: 0.632 (9, PH)										0	0	0	0	0	0	0						
Jose Guillen, R OBP: 0.303, SLG: 0.632 (9, PH)										1	0	0	0	0	0	1						
Inning Stats	R: 0 E: 0 K: 1 S: 6	H: 0 LOB: 0 BB: 0 P: 11	R: 0 E: 0 K: 1 S: 6	H: 0 LOB: 0 BB: 0 P: 11	R: 0 E: 0 K: 1 S: 8	H: 1 LOB: 1 BB: 0 P: 12	R: 0 E: 0 K: 1 S: 9	H: 0 LOB: 1 BB: 1 P: 20	R: 1 E: 0 K: 0 S: 6	H: 2 LOB: 1 BB: 0 P: 8	R: 0 E: 0 K: 0 S: 8	H: 3 LOB: 2 BB: 0 P: 12	R: 2 E: 0 K: 1 S: 12	H: 2 LOB: 0 BB: 0 P: 19	R: 0 E: 0 K: 1 S: 8	H: 0 LOB: 0 BB: 0 P: 11	R: 1 E: 0 K: 0 S: 10	H: 1 LOB: 0 BB: 1 P: 18	1B: 7 2B: 1 3B: 1 HR: 0	SF: 0 SAC: 0 DP: 2 HBP: 0	WP: 1 PB: 0 SB: 1 CS: 0	PA: 36
PITCHER	IP WLS BF H R ER SO BB IBB HBP BLK WP HR S P ERA WHIP																					
Tommy Phelps, L ERA: 1.21 (1, 1)	5.1 W 22 5 1 1 4 1 0 0 0 0 1 0 22 33 1.69 1.125																					
Tim Sponeybarger, R ERA: 4.15 (6, 1)	2.2 10 3 2 2 2 0 0 0 0 0 1 0 22 33 6.75 1.125																					
Braden Looper, R ERA: 3.0 (9, 1)	1.0 4 1 1 1 0 1 0 0 0 0 0 0 10 18 9.00 2.000																					

AB 38
R 8
H 12
RBI 7
BB 7
SO 7
LOB 21



AB 34
R 4
H 9
RBI 3
BB 2
SO 6
LOB 11



Batter	1	2	3	4	5	6	7	8	9	AB	R	H	RBI	BB	SO	LOB	TOP								
Felipe Lopez, S OBP: 0.325, SLG: 0.326 (1, 6)	4-2 G3-1 S BB		3-2 F9			4-2 2B BB		3-3 K		2	1	0	0	2	1	0	Cincinnati Reds @ Atlanta Braves Turner Field, Atlanta, GA Wed May 28 2003, 7:05 PM EDT Att: 25,713 - Cloudy - 78 F								
Sean Casey, L OBP: 0.350, SLG: 0.412 (1, 3)	SAFE 1-1 G3-1			1-0 G6-3		2-1 G3 1-H G5-3 2B		0-1 G5-3		4	1	1	1	0	0	1									
Ken Griffey Jr., L OBP: 0.380, SLG: 0.542 Reggie Taylor, L OBP: 0.273, SLG: 0.397 (6, PH) (6, 8)	2-2 L1			2-0 E3 1B		2-2 G3		1-3 K		2	0	0	0	0	0	1									
Austin Kearns, R OBP: 0.404, SLG: 0.551 (1, 9)	1-1 G5-3			0-0 F9		1-1 G5-3			1-0 G6-3	4	0	0	1	0	0	2									
Aaron Boone, R OBP: 0.342, SLG: 0.518 Wily Mo Peña, R OBP: 0.111, SLG: 0.185 (4, PR) (4, 5)		1-0 G6-3		0-0 1B		3-H P5			1-1 WP G4-3 2B	2	0	1	0	0	0	0									
Adam Dunn, L OBP: 0.321, SLG: 0.569 (1, 7)	0-2 P2			1-0 G1-3			2-3 K		1-0 G4-3	4	0	0	1	0	1	2									
Jason LaRue, R OBP: 0.302, SLG: 0.435 (1, 2)	3-2 G5-3				3-2 P2		4-1 BB		0-0 P4	3	0	0	0	1	0	0									
Juan Castro, R OBP: 0.275, SLG: 0.347 (1, 4)			1-0 P3		0-0 F8		1-3 K			3	0	0	0	0	1	1									
Jeff Austin, R OBP: 0.125, SLG: 0.125 Joey Hamilton, R (1, 1)			1-3 K		2-3 K		1-3 K			0	0	0	0	0	0	0									
Kent Mercker, L (7, 1)										3	0	0	0	0	3	1									
Felix Heredia, L OBP: 0.500, SLG: 0.500 (8, 1)										0	0	0	0	0	0	0									
Inning Stats	R: 0 E: 0 K: 0 S: 11	H: 0 LOB: 1 BB: 1 P: 19	R: 0 E: 0 K: 0 S: 7	H: 0 LOB: 0 BB: 0 P: 11	R: 0 E: 0 K: 1 S: 7	H: 0 LOB: 0 BB: 0 P: 12	R: 0 E: 1 K: 0 S: 5	H: 1 LOB: 2 BB: 0 P: 9	R: 0 E: 0 K: 1 S: 9	H: 0 LOB: 0 BB: 0 P: 14	R: 2 E: 0 K: 0 S: 12	H: 1 LOB: 0 BB: 1 P: 22	R: 0 E: 0 K: 3 S: 11	H: 0 LOB: 1 BB: 1 P: 19	R: 0 E: 0 K: 2 S: 13	H: 0 LOB: 0 BB: 0 P: 17	R: 1 E: 0 K: 0 S: 5	H: 1 LOB: 0 BB: 0 P: 8	1B: 1 2B: 2 3B: 0 HR: 0	SF: 0 SAC: 0 DP: 0 HBP: 0	WP: 1 PB: 0 CS: 1	PA: 34			
PITCHER	IP	WLS	BF	H	R	ER	SO	BB	IBB	HBP	BLK	WP	HR	S	P	ERA	WHIP								
Russ Ortiz, R ERA: 3.66 (1, 1)	6.0	W	23	2	2	2	2	2	0	0	0	0	0	51	87	3.00	0.667								
Jung Keun Bong, L ERA: 3.9 (7, 1)	3.0	S	11	1	1	1	5	1	0	0	0	1	0	29	44	3.00	0.667								

AB	31
R	3
H	3
RBI	3
BB	3
SO	7
LOB	9



Batter	1	2	3	4	5	6	7	8	9	AB	R	H	RBI	BB	SO	LOB	BOTTOM								
Rafael Furcal, S OBP: 0.406, SLG: 0.565 (1, 6)	1-2 HR	1-1 HR	4-2 2B 10 G3 BB				2-2 FC6-4 2B 10 1B			4	4	3	2	1	0	1	Cincinnati Reds @ Atlanta Braves Turner Field, Atlanta, GA Wed May 28 2003, 7:05 PM EDT Att: 25,713 - Cloudy - 78 F								
Mark DeRosa, R OBP: 0.292, SLG: 0.354 (1, 4)	0-0 HR	0-1 10 BB 1B	3-2 L8		2-3 K		0-1 10 1B 2B			5	2	3	1	0	1	3									
Gary Sheffield, R OBP: 0.427, SLG: 0.645 Darren Bragg, L OBP: 0.198, SLG: 0.128 (4, 9)	2-1 HR	1-0 F7	1-1 10 G3 2B		1-3 K		1-2 G1-3			3	1	2	2	0	0	1									
10 Chipper Jones, S OBP: 0.396, SLG: 0.484 (1, 7)	2-2 G5-3	4-1 BB	0-2 G3			2-0 G4-3		2-0 1B		4	0	1	3	1	0	1									
Andrew Jones, R OBP: 0.356, SLG: 0.512 (1, 8)	3-2 F7	1-1 F9	1-0 P5			2-0 F9		2-3 K		5	0	0	0	0	1	4									
Robert Fick, L OBP: 0.340, SLG: 0.478 Matt Franco, L OBP: 0.353, SLG: 0.469 (4, 3)	4-1 WP HR BB		2-0 2B 2B	0-2 G6-4-3 1B		0-0 1B 2B		1-0 HR		1	2	1	0	1	0	0									
Javy Lopez, R OBP: 0.333, SLG: 0.649 Henry Blanco, R OBP: 0.245, SLG: 0.277 (8, 2)	1-0 HR		0-0 1B 2B	0-1 G6-4-3		0-0 FC6-4 1B		3-2 G5-3		4	2	3	4	0	0	1									
Vinny Castilla, R OBP: 0.332, SLG: 0.484 (1, 5)	0-3 K		1-0 1B 1B	0-0 F8		0-0 FC6-4		1-2 G6-3		5	1	1	0	0	1	1									
Russ Ortiz, R OBP: 0.258, SLG: 0.345 Jung Keun Bong, L (7, 1)		0-2 L7	3-2 E9 2B 1B		1-0 G4-3		4-2 FC6-4 BB		0-1 G3	3	1	1	1	0	0	0									
Inning Stats	R: 5 E: 0 K: 1 S: 18	H: 4 LOB: 1 BB: 1 P: 31	R: 1 E: 0 K: 0 S: 12	H: 2 LOB: 2 BB: 1 P: 19	R: 5 E: 1 K: 0 S: 18	H: 5 LOB: 1 BB: 1 P: 33	R: 0 E: 0 K: 0 S: 9	H: 1 LOB: 0 BB: 0 P: 9	R: 0 E: 0 K: 2 S: 8	H: 1 LOB: 1 BB: 0 P: 13	R: 1 E: 0 K: 0 S: 5	H: 2 LOB: 1 BB: 0 P: 9	R: 2 E: 0 K: 1 S: 16	H: 2 LOB: 1 BB: 1 P: 27	R: 1 E: 0 K: 0 S: 9	H: 1 LOB: 0 BB: 0 P: 14		1B: 7 2B: 5 3B: 0 HR: 6	SF: 0 SAC: 0 DP: 1 HBP: 0	WP: 1 PB: 0 CS: 0	PA: 45				
PITCHER	IP	WLS	BF	H	R	ER	SO	BB	IBB	HBP	BLK	WP	HR	S	P	ERA	WHIP								
Jeff Austin, R ERA: 8.58 (1, 1)	0.2	L	7	4	5	5	0	1	0	0	0	0	1	15	28	67.50	7.500								
Joey Hamilton, R ERA: 14.29 (1, 1)	5.2		31	12	9	9	3	3	0	0	0	0	1	62	99	14.29	2.647								
Kent Mercker, L ERA: 2.29 (7, 1)	0.2		3	1	0	0	1	0	0	0	0	0	0	9	14	0.00	1.500								
Felix Heredia, L ERA: 3.0 (8, 1)	1.0		4	1	1	1	0	0	0	0	0	0	1	9	14	9.00	1.000								

AB	41
R	15
H	18
RBI	14
BB	4
SO	4
LOB	15



Batter	1	2	3	4	5	6	7	8	9	10	11	AB	R	H	RBI	BB	SO	LOB					
Felipe Lopez, S <small>OBP: 0.322, SLG: 0.318</small> 																			4 0 0 0 1 2 1				
Sean Casey, L <small>OBP: 0.342, SLG: 0.402</small> 																		5 0 0 0 0 0 2					
Ken Griffey Jr., L <small>OBP: 0.395, SLG: 0.656</small> 																	5 3 3 2 0 2 0						
Austin Kearns, R <small>OBP: 0.399, SLG: 0.542</small> 																			4 0 1 0 0 2 0				
Aaron Boone, R <small>OBP: 0.341, SLG: 0.512</small> 																			3 0 0 0 0 1 1 2				
Adam Dunn, L <small>OBP: 0.320, SLG: 0.559</small> 																			4 0 0 0 1 1 1 2				
Jason LaRue, R <small>OBP: 0.383, SLG: 0.422</small> 																			4 0 0 1 0 1 1 2				
Juan Castro, R <small>OBP: 0.274, SLG: 0.353</small> 																			4 0 1 0 0 0 0 1				
Paul Wilson, R <small>OBP: 0.320, SLG: 0.559</small> 																			2 0 0 0 0 0 2 1				
Inning Stats <small>R: 0, H: 0, E: 0, K: 1, S: 5</small>	<small>H: 0, LOB: 0, BB: 1, P: 11</small>	<small>R: 0, H: 0, E: 0, K: 1, S: 13</small>	<small>H: 0, LOB: 1, BB: 1, P: 24</small>	<small>R: 0, H: 1, E: 0, K: 2, S: 11</small>	<small>H: 1, LOB: 1, BB: 0, P: 16</small>	<small>R: 2, H: 3, E: 0, K: 0, S: 12</small>	<small>H: 3, LOB: 1, BB: 0, P: 18</small>	<small>R: 0, H: 0, E: 0, K: 1, S: 8</small>	<small>H: 0, LOB: 0, BB: 0, P: 11</small>	<small>R: 0, H: 0, E: 0, K: 1, S: 6</small>	<small>H: 0, LOB: 0, BB: 0, P: 10</small>	<small>R: 0, H: 0, E: 0, K: 1, S: 8</small>	<small>H: 0, LOB: 0, BB: 0, P: 12</small>	<small>R: 1, H: 1, E: 0, K: 2, S: 12</small>	<small>H: 1, LOB: 0, BB: 0, P: 19</small>	<small>R: 0, H: 0, E: 0, K: 1, S: 10</small>	<small>H: 0, LOB: 0, BB: 0, P: 15</small>	<small>R: 1, H: 1, E: 0, K: 0, S: 6</small>	<small>H: 1, LOB: 0, BB: 0, P: 9</small>	1B: 2 2B: 2 3B: 0 HR: 2	SF: 0 SAC: 0 DP: 1 HBP: 0	WP: 0 PB: 0 SB: 0 CS: 0	PA: 40

Cincinnati Reds @ Florida Marlins
Pro Player Stadium, Miami, FL
Fri May 30 2003, 7:35 PM EDT
Att: 17,385 - Sunny - 85 F

AB	38
R	4
H	6
RBI	4
BB	2
SO	12
LOB	9

Batter	1	2	3	4	5	6	7	8	9	10	11	AB	R	H	RBI	BB	SO	LOB																																																																																																																																																																																																													
Juan Pierre, L <small>OBP: 0.346, SLG: 0.363</small> 																																																																																																																																																																																																																															

Batter	1	2	3	4	5	6	7	8	9	AB	R	H	RBI	BB	SO	LOB	TOP										
Felipe Lopez, S (1, 6) OBP: 0.316, SLG: 0.311	1-1 G6-3	2-3 K			2-3 K			2-3 K		4	0	0	0	0	3	2	Cincinnati Reds @ Florida Marlins Pro Player Stadium, Miami, FL Sat May 31 2003, 6:05 PM EDT Att: 16,190 - Cloudy - 86 F										
Jose Guillen, R (1, 7) OBP: 0.371, SLG: 0.637	1-0 G6-3		4-1 G6-4-3 BB		1-1 F8			0-0 WP G3 2B		3	1	1	0	1	0	0											
Ken Griffey Jr., L (1, 8) OBP: 0.388, SLG: 0.647	1-1 2B		1-3 K		1-3 K			1-2 G3 2-H		4	0	1	1	0	2	1											
Austin Kearns, R (1, 9) OBP: 0.396, SLG: 0.534	2-0 G5-3		2-0 G6-4-3 1-2		4-2 L9-6 E BB			2-3 K		3	0	0	0	1	1	2											
Aaron Boone, R (1, 5)		3-1 1B 3B		3-3 K		1-0 F9		0-0 G1-3		4	1	1	0	0	1	1											
Sean Casey, L (1, 3)		0-1 2B 1B 3-H		4-2 1B BB		1-1 L9-6 1-2		1-0 G4-3		3	0	1	1	1	0	1											
Jason LaRue, R (1, 2) Adam Dunn, L (9, PH) OBP: 0.359, SLG: 0.435 OBP: 0.323, SLG: 0.559		2-1 2B		0-0 1-2 1B		2-0 G4-3		4-1 BB		3	0	2	0	0	0	0											
Juan Castro, R (1, 4) Russell Branyan, L (9, PH) OBP: 0.266, SLG: 0.343 OBP: 0.323, SLG: 0.559		1-3 K		1-1 P4		0-1 L8		1-2 G4-3		3	0	0	0	0	1	4											
Danny Graves, R (1, 1) Kent Mercker, L (8, 1)		1-3 K		0-3 K		0-1 B5-3				3	0	0	0	0	2	4											
Inning Stats	R: 0 E: 0 K: 0 S: 6	H: 1 LOB: 1 BB: 0 P: 11	R: 1 E: 0 K: 3 S: 18	H: 3 LOB: 2 BB: 0 P: 26	R: 0 E: 0 K: 1 S: 5	H: 0 LOB: 0 BB: 1 P: 12	R: 0 E: 0 K: 2 S: 13	H: 1 LOB: 2 BB: 1 P: 21	R: 0 E: 0 K: 0 S: 11	H: 0 LOB: 0 BB: 1 P: 15	R: 0 E: 0 K: 0 S: 8	H: 0 LOB: 0 BB: 0 P: 7	R: 1 E: 0 K: 2 S: 13	H: 1 LOB: 0 BB: 0 P: 18	R: 0 E: 0 K: 0 S: 6	H: 0 LOB: 1 BB: 1 P: 12		1B: 2 2B: 4 3B: 1 HR: 0	SF: 0 SAC: 0 DP: 2 HBP: 0	WP: 1 PB: 0 SB: 0 CS: 0	PA: 35						
PITCHER	IP	WLS	BF	H	R	ER	SO	BB	IBB	HBP	BLK	WP	HR	S	P	ERA	WHIP										
Dontrelle Willis, L (1, 1) ERA: 3.72	7.0	W	27	5	1	1	8	3	0	0	0	0	0	66	106	1.29	1.143										
Tim Lincecum, R (8, 1) ERA: 3.65	1.0	H	4	1	1	1	2	0	0	0	0	1	0	13	18	9.00	1.000										
Braden Looper, R (9, 1) ERA: 2.78	1.0	S	4	0	0	0	0	1	0	0	0	0	0	6	12	0.00	1.000										

Batter	1	2	3	4	5	6	7	8	9	AB	R	H	RBI	BB	SO	LOB	BOTTOM										
Juan Pierre, L (1, 8) OBP: 0.346, SLG: 0.360	1-0 G3		4-2 E S 1B BB		1-0 B1-3		1-0 SH1			2	1	0	1	1	0	0	Cincinnati Reds @ Florida Marlins Pro Player Stadium, Miami, FL Sat May 31 2003, 6:05 PM EDT Att: 16,190 - Cloudy - 86 F										
Luis Castillo, S (1, 4) OBP: 0.373, SLG: 0.416	0-1 2B		1-0 G4-3 1-3		1-2 G5-3		3-H 0-0 G4-3			4	0	1	0	0	0	1											
Ivan Rodriguez, R (1, 2) OBP: 0.350, SLG: 0.405	4-2 G6-4-3 BB		0-0 G5-4-3 1B		3-1 G6-3		2-0 1B 1B			3	0	2	1	1	0	0											
Mike Lowell, R (1, 5) OBP: 0.348, SLG: 0.592	2-1 G6-4-3 1-2		2-1 G5-4-3 1-2		0-1 P4		0-0 L7			4	0	0	0	0	0	4											
Derrek Lee, R (1, 3) OBP: 0.358, SLG: 0.446		3-1 G6-3		2-1 F8		1-2 F9		0-2 F8		4	0	0	0	0	0	1											
Juan Encarnacion, R (1, 9) OBP: 0.332, SLG: 0.468		0-1 G4-3		0-1 G4-3 2B		2-2 3B		0-0 1B		4	0	3	0	0	0	0											
Todd Hollandsworth, L (1, 7) OBP: 0.354, SLG: 0.500		0-0 2B		0-1 G4-3 2-3		2-0 G1-3		2-1 G1-3		4	0	1	0	0	0	4											
Alex Gonzalez, R (1, 6) OBP: 0.365, SLG: 0.604		4-0 IBB		1-1 G5-3		3-2 SH5-4 SH1 2B				2	1	1	0	1	0	1											
Dontrelle Willis, L (1, 1) OBP: 0.250, SLG: 0.545		0-1 F9		0-0 HR		0-0 SH5-4				2	1	1	1	0	0	2											
Mike Mordecai, R (7, PH) Tim Spooneybarger, R (8, 1) Braden Looper, R (9, 1)										0	0	0	0	0	0	0											
Inning Stats	R: 0 E: 0 K: 0 S: 8	H: 1 LOB: 1 BB: 1 P: 15	R: 0 E: 0 K: 0 S: 7	H: 1 LOB: 2 BB: 1 P: 14	R: 1 E: 0 K: 0 S: 8	H: 1 LOB: 0 BB: 1 P: 14	R: 0 E: 0 K: 0 S: 8	H: 1 LOB: 1 BB: 0 P: 11	R: 1 E: 0 K: 0 S: 7	H: 1 LOB: 0 BB: 0 P: 12	R: 0 E: 0 K: 0 S: 9	H: 1 LOB: 1 BB: 0 P: 14	R: 1 E: 0 K: 0 S: 7	H: 1 LOB: 0 BB: 0 P: 11	R: 0 E: 0 K: 0 S: 8	H: 2 LOB: 2 BB: 0 P: 12	1B: 3 2B: 4 3B: 1 HR: 1	SF: 0 SAC: 2 DP: 2 HBP: 0	WP: 0 PB: 0 SB: 1 CS: 0	PA: 34							
PITCHER	IP	WLS	BF	H	R	ER	SO	BB	IBB	HBP	BLK	WP	HR	S	P	ERA	WHIP										
Danny Graves, R (1, 1) ERA: 4.79	7.2	L	33	9	3	3	0	2	1	0	0	0	0	60	99	3.52	1.435										
Kent Mercker, L (8, 1) ERA: 2.14	0.1		1	0	0	0	0	0	0	0	0	0	0	2	4	0.00	0.000										

AB	31
R	2
H	6
RBI	2
BB	4
SO	10
LOB	16




Batter	1	2	3	4	5	6	7	8	9	AB	R	H	RBI	BB	SO	LOB	TOP										
Adam Dunn, L (1, 7) OBP: 0.324, SLG: 0.546	L9		F7	2B 1B BB	G4-3		BB HBP		K	4	1	0	0	1	1	2	Cincinnati Reds @ Florida Marlins Pro Player Stadium, Miami, FL Sun Jun 01 2003, 1:35 PM EDT Att: 12,236 - Cloudy - 89 F										
Sean Casey, L (1, 3) OBP: 0.355, SLG: 0.428	HR		BB 1B	1B 2B	IBB		BB BB			3	2	3	3	2	0	0											
Ken Griffey Jr., L (1, 8) Wily Mo Peña, R (4, 9) Aaron Boone, R (7, FH) OBP: 0.386, SLG: 0.629 OBP: 0.107, SLG: 0.179 OBP: 0.338, SLG: 0.514	K		F9	1B	IBB		L4-3 BB			2	1	0	0	1	1	1											
Austin Kearns, R (1, 9) OBP: 0.401, SLG: 0.533	G5-3		BB	2B 1B			L4-3 BB			1	0	0	0	0	0	2											
Russell Branyan, L (1, 5) Chris Reitsma, R (7, 1) Scott Williamson, R (9, 1)		P4	K	1B 2B			L4-3 BB			1	0	0	0	0	0	3											
Kelly Stinnett, R (1, 2) OBP: 0.333, SLG: 0.444	K		P4	2B						4	1	2	2	1	0	0											
Ray Olmedo, S (1, 6) OBP: 0.300, SLG: 0.400	2B			1B						4	0	1	2	0	2	3											
Juan Castro, R (1, 4) OBP: 0.289, SLG: 0.394	2B			1B 2B						1	0	0	0	0	1	0											
John Riedling, R (1, 1) Scott Sullivan, R (5, 1) Jose Guillen, R (7, FH) OBP: 0.366, SLG: 0.628	2B			1B 2B						0	0	0	0	0	0	0											
Inning Stats	R: 1 E: 0 K: 1 S: 9	H: 1 LOB: 0 BB: 0 P: 12	R: 1 E: 0 K: 2 S: 14	H: 2 LOB: 1 BB: 0 P: 18	R: 0 E: 0 K: 1 S: 15	H: 1 LOB: 2 BB: 1 P: 24	R: 7 E: 0 K: 0 S: 19	H: 6 LOB: 1 BB: 2 P: 34	R: 0 E: 0 K: 1 S: 12	H: 1 LOB: 1 BB: 0 P: 21	R: 0 E: 0 K: 1 S: 16	H: 0 LOB: 2 BB: 2 P: 20	R: 0 E: 0 K: 0 S: 11	H: 0 LOB: 2 BB: 2 P: 23	R: 0 E: 0 K: 1 S: 7	H: 0 LOB: 0 BB: 0 P: 9		R: 0 E: 0 K: 2 S: 12	H: 1 LOB: 1 BB: 0 P: 17	1B: 6 2B: 6 3B: 1 HR: 1	SF: 0 SAC: 0 DP: 1 HBP: 1	WP: 0 PB: 0 SB: 0 CS: 0	PA: 46				
PITCHER	IP	WLS	BF	H	R	ER	SO	BB	IBB	HBP	BLK	WP	HR	S	P	ERA	WHIP										
Carl Pavano, R (1, 1) ERA: 4.54	3.1	L	22	9	9	9	4	2	1	0	0	0	1	51	79	24.30	3.300										
Michael Tejera, L (4, 1) ERA: 5.64	0.2		3	1	0	0	0	0	0	0	0	0	0	6	9	0.00	1.500										
Allen Levrault, R (5, 1) ERA: 1.1	1.0		5	1	0	0	1	0	1	0	0	0	0	12	21	0.00	1.000										
Tommy Phelps, L (6, 1) ERA: 1.76	3.0		12	1	0	0	2	2	0	1	0	0	0	34	52	0.00	1.000										
Armando Almanza, L (9, 1) ERA: 5.34	1.0		4	1	0	0	2	0	0	0	1	0	0	12	17	0.00	1.000										

Batter	1	2	3	4	5	6	7	8	9	AB	R	H	RBI	BB	SO	LOB	BOTTOM										
Juan Pierre, L (1, 8) OBP: 0.347, SLG: 0.360	S 1B		F7	1B BB FC5-2	F8				P2	5	0	2	0	0	0	0	Cincinnati Reds @ Florida Marlins Pro Player Stadium, Miami, FL Sun Jun 01 2003, 1:35 PM EDT Att: 12,236 - Cloudy - 89 F										
Luis Castillo, S (1, 4) OBP: 0.369, SLG: 0.408	P5		G3-1	1B BB FC3-6	F7			F8	4	1	0	0	1	0	1												
Ivan Rodriguez, R (1, 2) OBP: 0.351, SLG: 0.405	K			1B BB FC3-6	FC5-2			E6	5	2	2	0	0	1	1												
Derrek Lee, R (1, 3) OBP: 0.355, SLG: 0.440	G5-3			K	FC5-2			K	5	0	1	0	0	2	6												
Todd Hollandsworth, L (1, 7) OBP: 0.352, SLG: 0.490	G3			1B BB FC3-6	E			F8	3	2	0	1	1	0	3												
Juan Encarnacion, R (1, 9) OBP: 0.335, SLG: 0.473	P4			1B BB WP	E			G4-6-3	4	1	2	2	0	0	1												
Alex Gonzalez, R (1, 6) OBP: 0.373, SLG: 0.608	1B			1B WP	E9			K	4	0	3	3	0	1	0												
Andy Fox, L (1, 5) OBP: 0.309, SLG: 0.340	L8			1B F9	BB			F8	3	0	0	0	1	0	3												
Carl Pavano, R (1, 1) Michael Tejera, L (4, 1) Brian Sarkis, S (4, PH) Allen Levrault, R (5, 1) Mike Redmond, R (5, PH) Tommy Phelps, L (6, 1) Chad Allen, R (8, PH) Armando Almanza, L (9, 1)	G4-3			K	G5-3			F9	1	0	0	0	0	0	0												
Inning Stats	R: 0 E: 0 K: 1 S: 14	H: 1 LOB: 1 BB: 0 P: 15	R: 0 E: 0 K: 0 S: 8	H: 1 LOB: 0 BB: 0 P: 15	R: 0 E: 0 K: 0 S: 4	H: 0 LOB: 0 BB: 0 P: 6	R: 2 E: 0 K: 2 S: 17	H: 3 LOB: 2 BB: 1 P: 27	R: 4 E: 1 K: 0 S: 23	H: 4 LOB: 2 BB: 2 P: 35	R: 0 E: 0 K: 0 S: 6	H: 0 LOB: 0 BB: 0 P: 7	R: 0 E: 0 K: 0 S: 5	H: 1 LOB: 0 BB: 0 P: 9	R: 0 E: 0 K: 1 S: 6	H: 0 LOB: 0 BB: 0 P: 9		R: 0 E: 1 K: 1 S: 12	H: 0 LOB: 1 BB: 0 P: 18	1B: 9 2B: 1 3B: 0 HR: 0	SF: 0 SAC: 0 DP: 1 HBP: 0	WP: 1 PB: 0 SB: 1 CS: 0	PA: 40				
PITCHER	IP	WLS	BF	H	R	ER	SO	BB	IBB	HBP	BLK	WP	HR	S	P	ERA	WHIP										
John Riedling, R (1, 1) ERA: 5.32	4.2		25	9	6	6	3	2	0	0	0	0	0	61	88	11.57	2.357										
Scott Sullivan, R (5, 1) ERA: 4.6	1.1	W	5	0	0	0	0	1	0	0	0	0	0	11	17	0.00	0.750										
Chris Reitsma, R (7, 1) ERA: 0.83	2.0	H	6	1	0	0	1	0	0	0	0	0	0	11	18	0.00	0.500										
Scott Williamson, R (9, 1) ERA: 3.52	1.0	S	4	0	0	0	1	0	0	0	0	0	0	12	18	0.00	0.000										


Batter	1	2	3	4	5	6	7	8	9	AB R H RBI BB SO LOB	TOP									
2 Derek Jeter, R OBP: 0.330, SLG: 0.494	G6-3		G5-3			G4-3			K	5 0 1 0 0 1 2	New York Yankees @ Cincinnati Reds Great American Ball Park, Cincinnati, OH Tue Jun 03 2003, 7:10 PM EDT Att: 41,827 - Overcast - 62 F									
55 Hideki Matsui, L OBP: 0.300, SLG: 0.354	G4-3		K		L5		G3		4 0 0 0 0 1 2											
Alfonso Soriano, R OBP: 0.359, SLG: 0.559	G6-3		F8		F9		K		4 0 0 0 0 1 2											
25 Jason Giambi, L OBP: 0.359, SLG: 0.438		HR		F7		20 BB 1B	G5-3		3 2 1 1 1 0 0											
20 Jorge Posada, S OBP: 0.394, SLG: 0.543		1B BB		G3 BB		1B BB	K		1 1 0 0 3 1 0											
Robin Ventura, L OBP: 0.372, SLG: 0.481	P5		G3		P2		F7		4 0 0 0 0 0 4											
Raul Mondesi, R OBP: 0.366, SLG: 0.523	K		G3		G3		K		4 0 1 1 0 2 2											
Juan Rivera, R OBP: 0.256, SLG: 0.250				E3 1B		1B IBB	L4		3 0 1 0 1 0 0											
Andy Pettitte, L OBP: 0.333, SLG: 0.333 Chris Hammond, L (8, 1)	G4-3				K		K		3 0 1 1 0 1 3											
Todd Zeile, R OBP: 0.295, SLG: 0.407 Antonio Osuna, R (9, 1)						1-2 2-H 3-H 1B			0 0 0 0 0 0 0											
Inning Stats	R: 0 E: 0 K: 0 S: 8	H: 0 LOB: 0 BB: 0 P: 11	R: 1 E: 0 K: 1 S: 11	H: 2 LOB: 2 BB: 1 P: 19	R: 0 E: 0 K: 1 S: 7	H: 0 LOB: 0 BB: 0 P: 10	R: 0 E: 0 K: 0 S: 8	H: 1 LOB: 2 BB: 0 P: 17	R: 0 E: 1 K: 1 S: 8	H: 2 LOB: 2 BB: 3 P: 12	R: 0 E: 0 K: 1 S: 9	H: 0 LOB: 0 BB: 0 P: 11	R: 0 E: 0 K: 2 S: 7	H: 0 LOB: 0 BB: 0 P: 13	R: 0 E: 0 K: 2 S: 8	H: 0 LOB: 0 BB: 0 P: 10	1B: 4 2B: 0 3B: 0 HR: 1	SF: 0 SAC: 0 DP: 0 HBP: 0	WP: 0 PB: 0 SB: 0 CS: 0	PA: 37
PITCHER	IP WLS BF H R ER SO BB IBB HBP BLK WP HR S P ERA WHIP											PITCHER	IP WLS BF H R ER SO BB IBB HBP BLK WP HR S P ERA WHIP							
Jimmy Haynes, R ERA: 9.42	(1, 1) 6.0 28 5 3 3 3 4 1 0 0 0 1 53 97 4.50 1.500																			
Gabe White, L ERA: 2.33	(7, 1) 1.0 3 0 0 0 1 0 0 0 0 0 0 9 11 0.00 0.000																			
Chris Reitsma, R ERA: 6.39	(8, 1) 2.0 W 6 0 0 0 4 0 0 0 0 0 0 15 23 0.00 0.000																			

Batter	1	2	3	4	5	6	7	8	9	AB R H RBI BB SO LOB	BOTTOM											
Adam Dunn, L OBP: 0.322, SLG: 0.537	L7			K		1B WP BB		F8		3 1 0 0 1 1 0	New York Yankees @ Cincinnati Reds Great American Ball Park, Cincinnati, OH Tue Jun 03 2003, 7:10 PM EDT Att: 41,827 - Overcast - 62 F											
Sean Casey, L OBP: 0.361, SLG: 0.429 Reggie Taylor, L OBP: 0.289, SLG: 0.391	G4-3			1B E 1B		F7		1B		4 1 2 0 0 0 1												
Ken Griffey Jr., L OBP: 0.391, SLG: 0.622	G3			1B E 1B		1B WP E 1B		K		4 1 2 0 0 1 1												
Austin Kearns, R OBP: 0.398, SLG: 0.527		K		E4 G4-6-3		E1 1B		K		4 0 1 1 0 2 2												
Aaron Boone, R OBP: 0.332, SLG: 0.505	G3			G4-6-3		F8		K		4 0 0 0 0 1 3												
Jason LaRue, R OBP: 0.363, SLG: 0.444	P4				K		1B	1B 2B		4 1 2 0 0 1 0												
Felipe Lopez, S OBP: 0.310, SLG: 0.305			K		G1-3		K	K		4 0 0 0 0 3 2												
Juan Castro, R OBP: 0.288, SLG: 0.389			F9		F7		K	1B		4 0 1 1 0 1 1												
Jimmy Haynes, R OBP: 0.333, SLG: 0.500 Wily Mo Peña, R OBP: 0.103, SLG: 0.172 Gabe White, L (7, 1)	K									1 0 0 0 0 1 0												
Jose Guillen, R OBP: 0.363, SLG: 0.623 Chris Reitsma, R OBP: 0.125, SLG: 0.125										1 0 0 0 0 1 0												
Inning Stats	R: 0 E: 0 K: 0 S: 8	H: 0 LOB: 0 BB: 0 P: 13	R: 0 E: 0 K: 1 S: 8	H: 0 LOB: 0 BB: 0 P: 12	R: 0 E: 0 K: 2 S: 15	H: 0 LOB: 0 BB: 0 P: 22	R: 1 E: 1 K: 1 S: 10	H: 2 LOB: 1 BB: 0 P: 16	R: 0 E: 0 K: 1 S: 6	H: 0 LOB: 0 BB: 0 P: 10	R: 2 E: 1 K: 1 S: 15	H: 2 LOB: 1 BB: 1 P: 25	R: 0 E: 0 K: 3 S: 11	H: 1 LOB: 1 BB: 0 P: 19	R: 0 E: 0 K: 2 S: 12	H: 1 LOB: 1 BB: 0 P: 15	R: 1 E: 0 K: 2 S: 11	H: 2 LOB: 1 BB: 0 P: 17	1B: 7 2B: 1 3B: 0 HR: 0	SF: 0 SAC: 0 DP: 1 HBP: 0	WP: 2 PB: 0 SB: 0 CS: 0	PA: 35
PITCHER	IP WLS BF H R ER SO BB IBB HBP BLK WP HR S P ERA WHIP											PITCHER	IP WLS BF H R ER SO BB IBB HBP BLK WP HR S P ERA WHIP									
Andy Pettitte, L ERA: 4.71	(1, 1) 7.0 27 5 3 2 9 1 0 0 0 0 0 73 117 2.57 0.857																					
Chris Hammond, L ERA: 3.09	(8, 1) 1.0 4 1 0 0 2 0 0 0 0 0 0 12 15 0.00 1.000																					
Antonio Osuna, R ERA: 2.01	(9, 1) 0.2 L 4 2 1 1 2 0 0 0 0 0 0 0 11 17 13.50 3.000																					

AB 32
R 3
H 5
RBI 3
BB 5
SO 8
LOB 15



AB 34
R 4
H 8
RBI 2
BB 1
SO 13
LOB 11



Batter	1	2	3	4	5	6	7	8	9	AB	R	H	RBI	BB	SO	LOB	TOP				
Alfonso Soriano, R (1.4) OBP: 0.364, SLG: 0.572										6	1	3	2	0	0	2					
2 Derek Jeter, R (1.6) OBP: 0.327, SLG: 0.480										5	1	1	0	1	1	2					
25 Jason Giambi, L (1.3) OBP: 0.366, SLG: 0.449										3	2	1	0	2	2	2					
20 Jorge Posada, S (1.2) OBP: 0.391, SLG: 0.533										3	1	1	1	2	1	2					
Robin Ventura, L (1.5) OBP: 0.370, SLG: 0.479										5	1	2	3	0	2	3					
Raul Mondesi, R (1.9) OBP: 0.365, SLG: 0.518										5	1	1	0	0	1	3					
55 Hideki Matsui, L (1.8) OBP: 0.309, SLG: 0.390										5	2	4	3	0	0	0					
Juan Rivera, R (1.7) OBP: 0.250, SLG: 0.286										5	1	2	1	0	1	2					
Jose Contreras, R (1.1) Bubba Trammell, R (8, PH) Antonio Osuna, R (8, PH) Todd Zelle, R (8, PH) 42 Mariano Rivera, R (9.1)										3	0	0	0	0	2	1					
Inning Stats	R: 1 E: 0 K: 0 S: 17	H: 3 LOB: 2 BB: 1 P: 27	R: 0 E: 0 K: 0 S: 11	H: 1 LOB: 1 BB: 0 P: 15	R: 5 E: 0 K: 2 S: 14	H: 4 LOB: 3 BB: 1 P: 27	R: 0 E: 0 K: 1 S: 7	H: 0 LOB: 0 BB: 0 P: 11	R: 1 E: 0 K: 2 S: 14	H: 2 LOB: 1 BB: 0 P: 20	R: 0 E: 0 K: 1 S: 12	H: 1 LOB: 2 BB: 1 P: 17	R: 0 E: 0 K: 1 S: 10	H: 1 LOB: 1 BB: 0 P: 16	R: 0 E: 0 K: 2 S: 16	H: 1 LOB: 3 BB: 2 P: 30	R: 3 E: 0 K: 0 S: 17	H: 3 LOB: 0 BB: 0 P: 21	1B: 4 2B: 10 3B: 0 HR: 2	SF: 0 SAC: 0 DP: 0 HBP: 0	WP: 0 PA: 47 PB: 0 SB: 3 CS: 0
PITCHER	IP WLS BF H R ER SO BB IBB HBP BLK WP HR S P ERA WHIP	IP WLS BF H R ER SO BB IBB HBP BLK WP HR S P ERA WHIP																			
Danny Graves, R (1.1) ERA: 5.31	3.0 L 18 8 6 6 2 2 0 0 0 0 1 42 69 18.00 3.333																				
Felix Heredia, L (4.1) ERA: 3.0	3.0 13 3 1 1 5 1 0 0 0 0 0 33 48 3.00 1.333																				
Kent Mercker, L (7.1) ERA: 2.05	1.0 4 1 0 0 1 0 0 0 0 0 0 10 16 0.00 1.000																				
Joey Hamilton, R (8.1) ERA: 14.09	2.0 12 4 3 3 2 2 0 0 0 0 1 33 51 13.50 3.000																				

New York Yankees @ Cincinnati Reds
Great American Ball Park, Cincinnati, OH
Thu Jun 05 2003, 7:10 PM EDT
Att: 42,282 - Cloudy - 71 F

AB 42
R 10
H 16
RBI 10
BB 5
SO 10
LOB 18



Batter	1	2	3	4	5	6	7	8	9	AB	R	H	RBI	BB	SO	LOB	BOTTOM				
Adam Dunn, L (1.7) OBP: 0.318, SLG: 0.519										4	0	0	0	1	3	2					
Jose Guillen, R (1.9) OBP: 0.373, SLG: 0.624										3	0	2	0	1	1	0					
Sean Casey, L (1.3) OBP: 0.357, SLG: 0.434										3	1	0	0	1	1	2					
Austin Kearns, R (1.8) OBP: 0.393, SLG: 0.514										4	0	1	1	0	0	3					
Aaron Boone, R (1.6) OBP: 0.333, SLG: 0.514										4	0	1	0	0	1	3					
Russell Brannan, L (1.5) OBP: 0.200, SLG: 0.222										3	0	0	0	0	1	0					
Jason LaRue, R (1.2) OBP: 0.381, SLG: 0.504										2	1	1	1	1	1	3					
Ray Olmedo, S (1.4) OBP: 0.176, SLG: 0.235										4	0	0	0	0	1	2					
Danny Graves, R (1.1) ERA: 5.31 Felix Heredia, L (4.1) ERA: 3.0 Kent Mercker, L (7.1) ERA: 2.05 Joey Hamilton, R (8.1) ERA: 14.09										1	0	0	0	0	1	0					
Inning Stats	R: 0 E: 1 K: 0 S: 12	H: 1 LOB: 2 BB: 2 P: 23	R: 1 E: 0 K: 1 S: 9	H: 1 LOB: 0 BB: 0 P: 13	R: 1 E: 0 K: 2 S: 14	H: 2 LOB: 3 BB: 1 P: 29	R: 0 E: 0 K: 0 S: 8	H: 0 LOB: 0 BB: 0 P: 12	R: 0 E: 0 K: 1 S: 4	H: 1 LOB: 0 BB: 0 P: 6	R: 0 E: 0 K: 1 S: 8	H: 0 LOB: 1 BB: 0 P: 13	R: 0 E: 0 K: 2 S: 10	H: 0 LOB: 0 BB: 0 P: 14	R: 0 E: 0 K: 2 S: 16	H: 1 LOB: 2 BB: 1 P: 25	1B: 5 2B: 0 3B: 0 HR: 1	SF: 0 SAC: 0 DP: 2 HBP: 2	WP: 0 PA: 37 PB: 0 SB: 2 CS: 0		
PITCHER	IP WLS BF H R ER SO BB IBB HBP BLK WP HR S P ERA WHIP	IP WLS BF H R ER SO BB IBB HBP BLK WP HR S P ERA WHIP																			
Jose Contreras, R (1.1) ERA: 4.62	7.0 W 29 5 2 2 0 3 0 2 0 0 1 62 108 2.57 1.143																				
Antonio Osuna, R (8.1) ERA: 1.93	1.0 3 0 0 0 2 0 0 0 0 0 0 10 14 0.00 0.000																				
42 Mariano Rivera, R (9.1) ERA: 2.7	1.0 5 1 0 0 2 1 0 0 0 0 0 16 25 0.00 2.000																				

New York Yankees @ Cincinnati Reds
Great American Ball Park, Cincinnati, OH
Thu Jun 05 2003, 7:10 PM EDT
Att: 42,282 - Cloudy - 71 F

AB 31
R 2
H 6
RBI 2
BB 4
SO 10
LOB 15



Batter	1	2	3	4	5	6	7	8	9	AB	R	H	RBI	BB	SO	LOB	TOP							
3 Reed Johnson, R OBP: 0.362, SLG: 0.443 (1, 9)										6	1	1	0	0	0	2	Toronto Blue Jays @ Cincinnati Reds Great American Ball Park, Cincinnati, OH Fri Jun 06 2003, 7:10 PM EDT Att: 28,281 - Cloudy - 71 F							
Frank Catalanotto, L OBP: 0.373, SLG: 0.632 (1, 7)										5	3	4	1	1	0	0								
10 Vernon Wells, R OBP: 0.326, SLG: 0.525 (1, 8)										5	2	1	3	1	1	3								
Carlos Delgado, L OBP: 0.439, SLG: 0.655 (1, 3)										5	1	2	5	0	1	0								
Greg Myers, L OBP: 0.433, SLG: 0.576 Tanyon Sturtze, R (9, 1)										4	0	3	0	2	0	2								
Orlando Hudson, S OBP: 0.346, SLG: 0.398 (1, 4)										4	0	2	0	1	0	3								
Chris Woodward, R OBP: 0.325, SLG: 0.391 (1, 6)										2	0	0	0	2	1	3								
Dave Berg, R OBP: 0.319, SLG: 0.443 (1, 5)										5	0	1	0	0	1	10								
32 Roy Halladay, R OBP: 0.200, SLG: 0.200 Ken Huckaby, R OBP: 0.182, SLG: 0.273 (9, 2)										5	2	1	0	0	2	4								
Inning Stats	R: 2 E: 0 K: 0 S: 14	H: 3 LOB: 3 BB: 2 P: 32	R: 4 E: 0 K: 0 S: 17	H: 4 LOB: 2 BB: 2 P: 34	R: 0 E: 0 K: 1 S: 6	H: 0 LOB: 0 BB: 0 P: 10	R: 0 E: 0 K: 0 S: 9	H: 2 LOB: 2 BB: 0 P: 15	R: 3 E: 0 K: 1 S: 14	H: 3 LOB: 0 BB: 0 P: 19	R: 0 E: 0 K: 1 S: 14	H: 0 LOB: 1 BB: 1 P: 23	R: 0 E: 0 K: 1 S: 9	H: 0 LOB: 1 BB: 1 P: 16	R: 0 E: 0 K: 1 S: 10	H: 2 LOB: 3 BB: 1 P: 18		R: 0 E: 1 K: 1 S: 11	H: 1 LOB: 2 BB: 0 P: 22	1B: 8 2B: 4 3B: 1 HR: 2	SF: 0 SAC: 0 DP: 1 HBP: 2	WP: 0 PB: 0 SB: 0 CS: 0	PA: 50	
PITCHER	IP WLS BF H R ER SO BB IBB HBP BLK WP HR S P ERA WHIP	IP WLS BF H R ER SO BB IBB HBP BLK WP HR S P ERA WHIP																						
John Riedling, R ERA: 6.2 Joey Hamilton, R ERA: 12.66 Kent Mercker, L ERA: 1.88 Scott Sullivan, R ERA: 4.35 Scott Williamson, R ERA: 3.38	(1, 1) (3, 1) (6, 1) (8, 1) (9, 1)	2.0 3.0 2.0 1.0 1.0	L 14 8 6 5	17 5 0 2 1	6 3 0 0 0	6 3 0 0 0	0 2 2 1 0	0 0 0 0 0	0 0 0 0 0	0 1 0 0 0	31 29 39 10 11	66 44 99 18 22	27.00 9.00 0.00 0.00 0.00	5.500 1.667 1.000 3.000 1.000										

AB	41
R	9
H	15
RBI	9
BB	7
SO	6
LOB	27



Batter	1	2	3	4	5	6	7	8	9	AB	R	H	RBI	BB	SO	LOB	BOTTOM								
Adam Dunn, L OBP: 0.326, SLG: 0.537 (1, 7)										3	2	2	1	1	1	0	Toronto Blue Jays @ Cincinnati Reds Great American Ball Park, Cincinnati, OH Fri Jun 06 2003, 7:10 PM EDT Att: 28,281 - Cloudy - 71 F								
Jose Guillen, R OBP: 0.370, SLG: 0.611 (1, 9)										3	0	0	0	1	2	1									
Sean Casey, L OBP: 0.356, SLG: 0.430 (1, 3)										4	0	1	0	0	0	1									
Austin Kearns, R OBP: 0.387, SLG: 0.505 (1, 8)										4	0	0	0	0	0	2									
Aaron Boone, R OBP: 0.336, SLG: 0.513 (1, 5)										4	0	2	0	0	0	0									
Jason LaRue, R OBP: 0.378, SLG: 0.497 (1, 2)										4	0	1	0	0	1	1									
Juan Castro, R OBP: 0.293, SLG: 0.390 (1, 4)										4	0	1	0	0	1	3									
Ray Olmedo, S OBP: 0.238, SLG: 0.286 (1, 6)										4	0	2	0	0	0	3									
John Riedling, R ERA: 6.2 Russell Brantley, L ERA: 1.82 Joey Hamilton, R ERA: 12.66 Wily Mo Peña, R ERA: 3.50 Kent Mercker, L ERA: 1.88 Reggie Taylor, L ERA: 3.73 Scott Sullivan, R ERA: 4.35 Scott Williamson, R ERA: 3.38	(1, 1) (2, PH) (3, 1) (5, PH) (6, 1) (7, PH) (8, 1) (9, 1)	8.0 1.0	W 4	31 1	8 0	2 0	1 0	0 0	0 0	0 0	0 0	0 0	0 0	0 0	0 0	0 0									
Inning Stats	R: 1 E: 0 K: 1 S: 9	H: 1 LOB: 0 BB: 0 P: 13	R: 0 E: 0 K: 1 S: 10	H: 2 LOB: 2 BB: 0 P: 15	R: 1 E: 1 K: 0 S: 12	H: 1 LOB: 0 BB: 1 P: 19	R: 0 E: 0 K: 1 S: 7	H: 2 LOB: 1 BB: 0 P: 10	R: 0 E: 0 K: 1 S: 8	H: 0 LOB: 0 BB: 1 P: 14	R: 0 E: 0 K: 0 S: 7	H: 0 LOB: 0 BB: 0 P: 7	R: 0 E: 0 K: 2 S: 11	H: 1 LOB: 1 BB: 0 P: 15	R: 0 E: 0 K: 2 S: 11	H: 1 LOB: 1 BB: 0 P: 17		R: 0 E: 1 K: 0 S: 9	H: 1 LOB: 1 BB: 0 P: 14	1B: 8 2B: 0 3B: 0 HR: 1	SF: 0 SAC: 0 DP: 3 HBP: 0	WP: 0 PB: 0 SB: 0 CS: 0	PA: 35		
PITCHER	IP WLS BF H R ER SO BB IBB HBP BLK WP HR S P ERA WHIP	IP WLS BF H R ER SO BB IBB HBP BLK WP HR S P ERA WHIP																							
32 Roy Halladay, R ERA: 4.13 Tanyon Sturtze, R ERA: 5.47	(1, 1) (9, 1)	8.0 1.0	W 4	31 1	8 0	2 0	1 0	0 0	0 0	0 0	0 0	0 9	75 14	1.12 0.00	1.250 1.000										

AB	33
R	2
H	9
RBI	1
BB	2
SO	7
LOB	14



Batter	1	2	3	4	5	6	7	8	9	AB	R	H	RBI	BB	SO	LOB	TOP					
3 Reed Johnson, R OBP: 0.338, SLG: 0.409	F7		G5-3		F9	G3		P4		5	0	0	0	0	0	5						
Frank Catalanotto, L OBP: 0.374, SLG: 0.551	10 G5-3 HR		F7			10 1B SF9	K		G4-3	4	2	1	0	1	1	0						
10 Vernon Wells, R OBP: 0.331, SLG: 0.541	G5-3			G6-3		BB 2B	HR		2B	5	2	3	1	0	0	1						
Carlos Delgado, L OBP: 0.442, SLG: 0.664	2H HR			G3		BB 2B	G4-3		2B	3	2	1	2	2	0	0						
Tom Wilson, R OBP: 0.361, SLG: 0.475	K					BB 1B	HR		IBB	3	0	0	1	0	3	0						
Aquilino Lopez, R (7, 1)						SF9	K		K	0	0	0	0	0	0	0						
Jayson Werth, R OBP: 0.243, SLG: 0.472									K	1	0	0	0	0	1	2						
Dave Berg, R OBP: 0.319, SLG: 0.443									K	0	0	0	0	0	0	0						
Orlando Hudson, S OBP: 0.340, SLG: 0.387		G4-3						L8		5	0	0	0	0	3	4						
Cliff Politte, R (9, 1)									K	0	0	0	0	0	0	0						
Howie Clark, L OBP: 0.533, SLG: 0.571		P6				1B	2B		G3	3	1	2	0	1	0	0						
Mike Bordick, R OBP: 0.318, SLG: 0.412		G5-3			F8	2B	G3		G3	4	1	1	3	0	0	2						
Doug Davis, R OBP: 0.253, SLG: 0.433										1	0	0	0	0	1	0						
Josh Phelps, R OBP: 0.100, SLG: 0.200										1	0	1	0	0	0	0						
Trey Miller, R OBP: 0.200, SLG: 0.200										0	0	0	0	0	0	0						
Tanyon Sturtze, R OBP: 0.200, SLG: 0.200										0	0	0	0	0	0	0						
Greg Myers, L OBP: 0.437, SLG: 0.578										0	0	0	0	1	0	0						
Inning Stats	R: 2 E: 0 K: 1 S: 11	H: 1 LOB: 0 BB: 1 P: 22	R: 0 E: 0 K: 0 S: 7	H: 0 LOB: 0 BB: 0 P: 11	R: 0 E: 0 K: 1 S: 7	H: 0 LOB: 0 BB: 0 P: 10	R: 0 E: 0 K: 1 S: 10	H: 0 LOB: 0 BB: 0 P: 17	R: 0 E: 0 K: 1 S: 13	H: 2 LOB: 2 BB: 0 P: 19	R: 5 E: 0 K: 1 S: 22	H: 4 LOB: 1 BB: 2 P: 40	R: 1 E: 0 K: 2 S: 12	H: 1 LOB: 0 BB: 0 P: 16	R: 0 E: 0 K: 0 S: 5	H: 1 LOB: 2 BB: 1 P: 10	R: 0 E: 0 K: 2 S: 14	H: 1 LOB: 2 BB: 1 P: 25	1B: 4 2B: 4 3B: 0 HR: 2	SF: 1 SAC: 0 DP: 0 HBP: 0	WP: 0 PB: 0 SB: 0 CS: 0	PA: 42
PITCHER	IP	WLS	BF	H	R	ER	SO	BB	IBB	HBP	BLK	WP	HR	S	P	ERA	WHIP					
Ryan Dempster, R ERA: 7.96	(1, 1)	5.2	27	7	7	7	5	3	0	0	0	0	1	67	116	11.12	1.765					
Scott Sullivan, R ERA: 4.31	(6, 1)	0.1	1	0	0	0	0	0	0	0	0	0	0	3	3	0.00	0.000					
Gabe White, L ERA: 2.45	(7, 1)	1.0	4	1	1	1	2	0	0	0	0	0	1	12	16	9.00	1.000					
Chris Reitsma, R ERA: 6.0	(8, 1)	2.0	W	10	2	0	0	2	0	0	0	0	0	19	35	0.00	1.000					

Toronto Blue Jays @ Cincinnati Reds
Great American Ball Park, Cincinnati, OH
Sat Jun 07 2003, 7:10 PM EDT
Att: 30,158 - Cloudy - 77 F

AB	36
R	8
H	10
RBI	8
BB	5
SO	9
LOB	14



Batter	1	2	3	4	5	6	7	8	9	AB	R	H	RBI	BB	SO	LOB	BOTTOM					
Adam Dunn, L OBP: 0.335, SLG: 0.550	G6-3 BB		HR	BB		F8		K	1B	3	1	1	1	3	1	1						
Sean Casey, L OBP: 0.355, SLG: 0.432	G6-3		SH4-3 1B	F9		F7		G1-3	1-2 2H	6	1	2	1	0	0	4						
Ken Griffey Jr., L OBP: 0.404, SLG: 0.646	WP BB		SH4-3	L7				BB 1B HBP	1B	2	1	1	0	1	0	2						
Austin Kearns, R OBP: 0.387, SLG: 0.500	1-2 BB		3-H 1B		F7		F9	P3		4	0	1	1	1	0	2						
Aaron Boone, R OBP: 0.337, SLG: 0.511	P2		P6		K		BB 1B		S	5	2	2	0	0	1	3						
Russell Branyan, L OBP: 0.375, SLG: 0.500		F7	FC5-4 BB		HR		1B	BB	HR	2	2	1	1	3	0	0						
Jason LaRue, R OBP: 0.373, SLG: 0.507		F8	FC5-4		K		K		HR	5	1	1	3	0	2	5						
Juan Castro, R OBP: 0.302, SLG: 0.405										3	0	2	0	0	1	0						
Jose Guillen, R OBP: 0.374, SLG: 0.614										1	0	1	2	0	0	0						
Chris Reitsma, R OBP: 0.125, SLG: 0.125										0	0	0	0	0	0	0						
Kelly Stinnett, R OBP: 0.329, SLG: 0.438										1	0	0	0	0	1	0						
Ryan Dempster, R OBP: 0.105, SLG: 0.056										1	0	0	0	0	1	1						
Scott Sullivan, R OBP: 0.200, SLG: 0.200										0	0	0	0	0	0	0						
Reggie Taylor, L OBP: 0.200, SLG: 0.200										1	0	1	0	0	0	0						
Gabe White, L OBP: 0.200, SLG: 0.200										0	0	0	0	0	0	0						
Ray Gimenez, S OBP: 0.201, SLG: 0.204										2	1	1	0	0	0	2						
Inning Stats	R: 0 E: 0 K: 0 S: 12	H: 0 LOB: 2 BB: 3 P: 26	R: 0 E: 0 K: 1 S: 11	H: 1 LOB: 1 BB: 0 P: 15	R: 2 E: 0 K: 0 S: 15	H: 3 LOB: 2 BB: 1 P: 28	R: 0 E: 0 K: 0 S: 12	H: 1 LOB: 2 BB: 1 P: 23	R: 1 E: 0 K: 2 S: 12	H: 1 LOB: 0 BB: 0 P: 17	R: 0 E: 0 K: 1 S: 7	H: 1 LOB: 1 BB: 0 P: 8	R: 2 E: 0 K: 1 S: 17	H: 2 LOB: 1 BB: 1 P: 28	R: 0 E: 0 K: 1 S: 8	H: 1 LOB: 1 BB: 0 P: 10	R: 4 E: 0 K: 1 S: 17	H: 4 LOB: 2 BB: 2 P: 32	1B: 8 2B: 3 3B: 0 HR: 3	SF: 0 SAC: 2 DP: 1 HBP: 1	WP: 1 PB: 0 SB: 0 CS: 0	PA: 47
PITCHER	IP	WLS	BF	H	R	ER	SO	BB	IBB	HBP	BLK	WP	HR	S	P	ERA	WHIP					
Doug Davis, L ERA: 5.45	(1, 1)	4.0	21	5	2	2	1	5	0	0	0	0	1	50	92	4.50	2.500					
Jeff Tam, R ERA: 6.00	(5, 1)	1.1	6	2	1	1	3	0	0	0	0	0	0	5	9	6.75	1.500					
Trey Miller, L ERA: 5.14	(6, 1)	0.2	3	0	1	1	0	0	0	1	0	0	0	5	9	13.50	0.000					
Tanyon Sturtze, R ERA: 5.96	(7, 1)	0.2	4	1	0	0	1	1	0	0	0	0	0	11	19	0.00	3.000					
Aquilino Lopez, R ERA: 3.79	(7, 1)	1.1	H	6	2	1	1	0	0	0	0	0	0	12	14	6.75	1.500					

Toronto Blue Jays @ Cincinnati Reds
Great American Ball Park, Cincinnati, OH
Sat Jun 07 2003, 7:10 PM EDT
Att: 30,158 - Cloudy - 77 F

AB	36
R	9
H	14
RBI	9
BB	8
SO	7
LOB	20



Batter	1	2	3	4	5	6	7	8	9	AB R H RBI BB SO LOB	TOP											
3 Reed Johnson, R OBP: 0.342, SLG: 0.400	G1-3	2B		K				FC5-4		4 1 1 1 1 1 2	Toronto Blue Jays @ Cincinnati Reds Great American Ball Park, Cincinnati, OH Sun Jun 08 2003, 1:15 PM EDT Att: 25,633 - Overcast - 61 F											
Frank Catalanotto, L OBP: 0.371, SLG: 0.558	G4-3	2B			G6-3	P5		F7	5 0 1 2 0 0 1													
10 Vernon Wells, R OBP: 0.332, SLG: 0.544					G6-3			G6-3	4 1 1 0 1 0 1													
Carlos Delgado, L OBP: 0.441, SLG: 0.658	K			F8				G6-3	5 0 2 1 0 1 1													
Greg Myers, L OBP: 0.442, SLG: 0.574				L5				G6-3	4 1 2 0 1 0 0													
Orlando Hudson, S OBP: 0.336, SLG: 0.385								L8	4 0 1 0 0 1 1													
Chris Woodward, R OBP: 0.328, SLG: 0.393				G6-3				FC6-4	4 1 2 0 0 0 3													
Mike Bordick, R OBP: 0.316, SLG: 0.406		L6						K	4 0 1 0 0 1 3													
Kelvim Escobar, R OBP: 0.167, SLG: 0.167				F8				F8	4 1 1 1 0 1 2													
Inning Stats	R: 0 E: 0 K: 1 S: 9	H: 0 LOB: 1 BB: 1 P: 17	R: 4 E: 0 K: 0 S: 15	H: 4 LOB: 1 BB: 1 P: 33	R: 0 E: 0 K: 1 S: 8	H: 0 LOB: 0 BB: 0 P: 13	R: 0 E: 0 K: 1 S: 10	H: 1 LOB: 1 BB: 0 P: 12	R: 0 E: 0 K: 0 S: 14	H: 3 LOB: 3 BB: 0 P: 20	R: 0 E: 0 K: 1 S: 9	H: 0 LOB: 1 BB: 1 P: 15	R: 1 E: 0 K: 0 S: 6	H: 1 LOB: 0 BB: 0 P: 8	R: 0 E: 0 K: 1 S: 9	H: 1 LOB: 1 BB: 0 P: 13	R: 0 E: 0 K: 0 S: 6	H: 2 LOB: 2 BB: 0 P: 11	1B: 10 2B: 1 3B: 1 HR: 0	SF: 0 SAC: 0 DP: 0 HBP: 0	WP: 1 PB: 0 SB: 0 CS: 0	PA: 41
PITCHER	IP WLS BF H R ER SO BB IBB HBP BLK WP HR S P ERA WHIP											PITCHER	IP WLS BF H R ER SO BB IBB HBP BLK WP HR S P ERA WHIP									
Jimmy Haynes, R ERA: 8.91	(1, 1) 5.2 L 28 8 4 4 4 3 0 0 0 0 0 0 64 109 6.35 1.941																					
Kent Mercker, L ERA: 1.85	(6, 1) 0.1 1 0 0 0 0 0 0 0 0 0 0 1 1 0.00 0.000																					
Felix Heredia, L ERA: 3.0	(7, 1) 3.0 12 4 1 1 1 0 0 0 0 1 0 21 32 3.00 1.333																					

AB	38
R	5
H	12
RBI	5
BB	3
SO	5
LOB	14



Batter	1	2	3	4	5	6	7	8	9	AB R H RBI BB SO LOB	BOTTOM									
Adam Dunn, L OBP: 0.333, SLG: 0.541	P5		F8			K			G4-6-3	3 0 0 0 1 1 1	Toronto Blue Jays @ Cincinnati Reds Great American Ball Park, Cincinnati, OH Sun Jun 08 2003, 1:15 PM EDT Att: 25,633 - Overcast - 61 F									
Sean Casey, L OBP: 0.350, SLG: 0.425	K			G4-3		G3		P5	4 0 0 0 0 1 3											
Ken Griffey Jr., L OBP: 0.388, SLG: 0.614	K			K			G3-1	G4-6-3	4 0 0 0 0 2 2											
Austin Kearns, R OBP: 0.387, SLG: 0.498				G5-3			G5-3		3 0 1 0 0 0 0											
Aaron Boone, R OBP: 0.333, SLG: 0.504				P6		G6-3		K	3 0 0 0 0 1 1											
Russell Branyan, L OBP: 0.388, SLG: 0.467						F8		K	3 0 1 0 0 1 0											
Jason LaRue, R OBP: 0.367, SLG: 0.497				G5-4-3		F7		F8	3 0 0 0 0 0 2											
Juan Castro, R OBP: 0.302, SLG: 0.411				G6-3				K	3 0 1 0 0 1 0											
Jimmy Haynes, R OBP: 0.286, SLG: 0.429				F8					1 0 0 0 0 0 0											
Kent Mercker, L OBP: 0.333, SLG: 0.333									0 0 0 0 0 0 0											
Reggie Taylor, L OBP: 0.284, SLG: 0.391									1 0 0 0 0 1 1											
Felix Heredia, L OBP: 0.333, SLG: 0.333									0 0 0 0 0 0 0											
Ray Olmedo, S OBP: 0.292, SLG: 0.375									1 0 1 0 0 0 0											
Inning Stats	R: 0 E: 0 K: 2 S: 10	H: 0 LOB: 0 BB: 0 P: 15	R: 0 E: 0 K: 0 S: 6	H: 2 LOB: 1 BB: 0 P: 7	R: 0 E: 0 K: 0 S: 6	H: 0 LOB: 0 BB: 0 P: 7	R: 0 E: 0 K: 1 S: 11	H: 0 LOB: 0 BB: 0 P: 14	R: 0 E: 0 K: 2 S: 8	H: 1 LOB: 1 BB: 0 P: 14	R: 0 E: 0 K: 1 S: 10	H: 0 LOB: 0 BB: 0 P: 13	R: 0 E: 0 K: 2 S: 8	H: 0 LOB: 0 BB: 0 P: 13	R: 0 E: 0 K: 0 S: 7	H: 1 LOB: 1 BB: 1 P: 15	1B: 2 2B: 2 3B: 0 HR: 0	SF: 0 SAC: 0 DP: 2 HBP: 0	WP: 0 PB: 0 SB: 0 CS: 0	PA: 30
PITCHER	IP WLS BF H R ER SO BB IBB HBP BLK WP HR S P ERA WHIP											PITCHER	IP WLS BF H R ER SO BB IBB HBP BLK WP HR S P ERA WHIP							
Kelvim Escobar, R ERA: 4.6	(1, 1) 9.0 W 30 4 0 0 8 1 0 0 0 0 0 0 72 109 0.00 0.556																			



Batter	1	2	3	4	5	6	7	8	9	AB	R	H	RBI	BB	SO	LOB	TOP										
Adam Dunn, L (1, 7) OBP: 0.331, SLG: 0.530	L5		F7		K			BB WP BB	K	4	1	0	0	1	2	2	<p>Cincinnati Reds @ Tampa Bay Devil Rays</p> <p>Tropicana Field, St. Petersburg, FL</p> <p>Tue Jun 10 2003, 7:15 PM EDT</p> <p>Att: 12,294 - Dome - 72 F</p>										
Jose Guillen, R (1, 9) OBP: 0.371, SLG: 0.624	L8			G5-3		HR		K		4	1	1	1	0	1	1											
Ken Griffey Jr., L (1, 10) OBP: 0.392, SLG: 0.605	K			K		1B		BB BB		3	0	1	0	0	2	0											
Austin Kearns, R (1, 8) OBP: 0.388, SLG: 0.509		P2		HR		P5		BB		3	1	1	1	1	0	1											
Aaron Boone, R (1, 5) OBP: 0.340, SLG: 0.519	F9			HR		G4-6-3		BB		3	1	2	2	1	0	0											
Sean Casey, L (1, 3) OBP: 0.345, SLG: 0.418	L7			HR		G4-6-3		BB		4	0	0	0	0	0	5											
Jason LaRue, R (1, 2) OBP: 0.359, SLG: 0.484			K			G6-3		K		4	0	0	0	0	3	3											
Ray Olmedo, S (1, 6) OBP: 0.286, SLG: 0.357			G6-3			G6-3		E5		4	0	1	0	0	0	0											
Juan Castro, R (1, 4) OBP: 0.293, SLG: 0.398			E6		G6-3	G6-3		G6-3		4	0	0	0	0	0	2											
Inning Stats	R: 0 E: 0 K: 1 S: 7	H: 0 LOB: 0 BB: 0 P: 13	R: 0 E: 0 K: 0 S: 8	H: 0 LOB: 0 BB: 0 P: 13	R: 0 E: 1 K: 1 S: 8	H: 0 LOB: 1 BB: 0 P: 12	R: 2 E: 0 K: 1 S: 10	H: 2 LOB: 0 BB: 0 P: 18	R: 0 E: 0 K: 1 S: 7	H: 1 LOB: 1 BB: 0 P: 11	R: 1 E: 0 K: 0 S: 16	H: 3 LOB: 1 BB: 0 P: 23	R: 0 E: 1 K: 1 S: 7	H: 0 LOB: 0 BB: 0 P: 9	R: 1 E: 0 K: 2 S: 19	H: 0 LOB: 3 BB: 3 P: 37	R: 0 E: 0 K: 1 S: 9	H: 0 LOB: 0 BB: 0 P: 14	1B: 3 2B: 0 3B: 0 HR: 3	SF: 0 SAC: 0 DP: 2 HBP: 1	WP: 1 PB: 0 SB: 0 CS: 0	PA: 37					
PITCHER	IP	WLS	BF	H	R	ER	SO	BB	IBB	HBP	BLK	WP	HR	S	P	ERA	WHIP										
Jason Standridge, R (1, 1) ERA: 4.5	6.0	L	24	6	3	3	4	0	0	0	0	0	3	56	30	4.50	1.000										
Travis Harper, R (7, 1) ERA: 4.09	1.1		7	0	1	1	2	2	0	1	0	1	0	20	34	6.75	1.500										
Jesus Colome, R (8, 1) ERA: 3.51	0.2		3	0	0	0	1	1	0	0	0	0	0	6	12	0.00	1.500										
Jorge Sosa, R (9, 1) ERA: 5.45	1.0		3	0	0	0	1	0	0	0	0	0	0	9	14	0.00	0.000										

Batter	1	2	3	4	5	6	7	8	9	AB	R	H	RBI	BB	SO	LOB	BOTTOM										
Marlon Anderson, L (1, 4) OBP: 0.315, SLG: 0.344	G4-3				G4-3	F9				4	0	0	0	0	1	2	<p>Cincinnati Reds @ Tampa Bay Devil Rays</p> <p>Tropicana Field, St. Petersburg, FL</p> <p>Tue Jun 10 2003, 7:15 PM EDT</p> <p>Att: 12,294 - Dome - 72 F</p>										
1B Jared Sandberg, R (8, PH) OBP: 0.344, SLG: 0.482	K							K		1	0	0	0	0	1	1											
5 Rocco Baldelli, R (1, 8) OBP: 0.351, SLG: 0.460	2B		G5-3		F7			F8		5	1	1	0	0	1	0											
Aubrey Huff, L (1, 9) OBP: 0.367, SLG: 0.571	P5		K		1B			1B		5	0	3	0	0	1	1											
Ben Grieve, L (1, 10) OBP: 0.387, SLG: 0.400	2B		K		1B			1B		3	1	1	0	2	2	1											
Toby Hall, R (1, 2) OBP: 0.327, SLG: 0.406	G4-3				G4-3			1B		4	0	2	2	1	1	2											
Jason Tyner, L (9, PR) OBP: 0.459, SLG: 0.515	2B				BB			K		0	0	0	0	0	0	0											
Travis Lee, L (1, 3) OBP: 0.337, SLG: 0.411	G3				G4-3			1B		4	0	2	0	1	0	4											
Jeff Liefer, L (1, 5) ERA: 4.48			K					K		2	0	0	0	1	2	0											
Terry Shumpert, R (8, PH) OBP: 0.300, SLG: 0.415					1B					1	0	0	0	0	1	0											
Al Martin, L (9, PH) OBP: 0.316, SLG: 0.336					BB			K		1	0	0	0	0	0	3											
Julio Lugo, R (1, 6) OBP: 0.327, SLG: 0.310			K					K		4	0	1	0	0	2	0											
13 Carl Crawford, L (1, 7) OBP: 0.304, SLG: 0.332					1B					3	0	2	0	1	1	3											
Inning Stats	R: 2 E: 0 K: 0 S: 10	H: 2 LOB: 1 BB: 1 P: 18	R: 0 E: 0 K: 3 S: 10	H: 1 LOB: 1 BB: 0 P: 14	R: 0 E: 0 K: 2 S: 10	H: 0 LOB: 0 BB: 0 P: 14	R: 0 E: 0 K: 1 S: 13	H: 2 LOB: 2 BB: 1 P: 25	R: 0 E: 0 K: 1 S: 14	H: 2 LOB: 3 BB: 1 P: 21	R: 0 E: 0 K: 1 S: 10	H: 1 LOB: 1 BB: 0 P: 16	R: 0 E: 0 K: 1 S: 17	H: 2 LOB: 2 BB: 1 P: 25	R: 0 E: 0 K: 3 S: 9	H: 0 LOB: 1 BB: 1 P: 17	R: 0 E: 0 K: 2 S: 12	H: 2 LOB: 3 BB: 1 P: 20	1B: 8 2B: 4 3B: 0 HR: 0	SF: 0 SAC: 0 DP: 0 HBP: 0	WP: 1 PB: 0 SB: 0 CS: 0	PA: 43					
PITCHER	IP	WLS	BF	H	R	ER	SO	BB	IBB	HBP	BLK	WP	HR	S	P	ERA	WHIP										
Paul Wilson, R (1, 1) ERA: 4.48	5.2	W	27	8	2	2	7	3	0	0	0	0	0	66	107	3.18	1.941										
Gabe White, L (6, 1) ERA: 2.35	1.1	H	6	2	0	0	1	1	0	0	0	0	0	18	26	0.00	2.250										
Kent Mercker, L (8, 1) ERA: 1.8	0.2	H	3	0	0	0	2	1	0	0	0	0	0	6	13	0.00	1.500										
Scott Sullivan, R (8, 1) ERA: 4.26	0.1	H	1	0	0	0	1	0	0	0	0	0	0	3	4	0.00	0.000										
Scott Williamson, R (9, 1) ERA: 3.24	1.0	S	6	2	0	0	2	0	1	0	0	1	0	12	20	0.00	2.000										



Batter	1	2	3	4	5	6	7	8	9	AB	R	H	RBI	BB	SO	LOB	TOP					
Sean Casey, L (1, 3) OBP: 0.342, SLG: 0.411	F7	G3		F8		F8			L9	4	0	0	0	1	0	1						
Jose Guillen, R (1, 9) OBP: 0.378, SLG: 0.627	E		G5-3			F8			WP 1B	4	2	2	0	1	0	2						
Ken Griffey Jr., L (1, 10) OBP: 0.383, SLG: 0.582	L8		BB HR			FC6			K	5	1	1	0	0	1	5						
Austin Kearns, R (1, 8) OBP: 0.389, SLG: 0.504	E2		F7						1B	4	0	1	1	1	1	1						
Aaron Boone, R (1, 5) OBP: 0.345, SLG: 0.519	P5		BB HR						IBB	4	1	2	1	1	1	1						
Adam Dunn, L (1, 7) OBP: 0.332, SLG: 0.522		2B SF7	HR						F7	3	2	0	0	2	0	3						
Kelly Stinnett, R (1, 2) OBP: 0.338, SLG: 0.500		G6-3	HR						F8	4	1	2	4	0	0	1						
Felipe Lopez, S (1, 6) OBP: 0.303, SLG: 0.295	SF7		G3-1						F8	2	0	0	1	1	0	0						
Ray Olmedo, S (1, 4) OBP: 0.258, SLG: 0.323	G6-3					SH5-3			F7	3	0	0	0	0	0	1						
Inning Stats	R: 1 E: 1 K: 0 S: 11	H: 2 LOB: 1 BB: 0 P: 17	R: 1 E: 0 K: 0 S: 11	H: 1 LOB: 1 BB: 1 P: 17	R: 4 E: 0 K: 0 S: 10	H: 2 LOB: 2 BB: 2 P: 23	R: 0 E: 0 K: 0 S: 7	H: 0 LOB: 1 BB: 1 P: 12	R: 0 E: 0 K: 1 S: 11	H: 1 LOB: 1 BB: 0 P: 15	R: 0 E: 0 K: 0 S: 11	H: 0 LOB: 2 BB: 2 P: 23	R: 0 E: 0 K: 1 S: 6	H: 0 LOB: 0 BB: 0 P: 10	R: 0 E: 0 K: 0 S: 7	H: 0 LOB: 0 BB: 0 P: 11	R: 1 E: 0 K: 1 S: 10	H: 2 LOB: 2 BB: 1 P: 18	1B: 5 2B: 2 3B: 0 HR: 1	SF: 1 SAC: 1 DP: 0 HBP: 0	WP: 1 PB: 0 SB: 0 CS: 0	PA: 42
PITCHER	IP	WLS	BF	H	R	ER	SO	BB	IBB	HBP	BLK	WP	HR	S	P	ERA	WHIP					
Dewon Brazelton, R (1, 1) ERA: 6.75	5.0		26	6	6	6	1	5	0	0	0	0	1	50	88	10.80	2.200					
Jorge Sosa, R (6, 1) ERA: 5.17	2.0		7	0	0	0	1	1	0	0	0	0	0	17	29	0.00	0.500					
Jesus Colome, R (8, 1) ERA: 3.57	2.0	L	9	2	1	1	1	0	1	0	0	1	0	17	29	4.50	1.000					

Cincinnati Reds @ Tampa Bay Devil Rays
Tropicana Field, St. Petersburg, FL
Wed Jun 11 2003, 7:15 PM EDT
Att: 10,105 - Dome - 72 F

AB	33
R	7
H	8
RBI	7
BB	7
SO	3
LOB	15



Batter	1	2	3	4	5	6	7	8	9	AB	R	H	RBI	BB	SO	LOB	BOTTOM					
13 Carl Crawford, L (1, 7) OBP: 0.302, SLG: 0.329	F9		E3 2B			F8			F7	5	2	1	1	0	0	3						
Marlon Anderson, L (1, 4) OBP: 0.312, SLG: 0.337	F7		F9						K	4	0	0	0	1	1	3						
5 Rocco Baldelli, R (1, 8) OBP: 0.356, SLG: 0.462	K		E7 2B						K	5	1	3	2	0	2	1						
Aubrey Huff, L (1, 9) OBP: 0.365, SLG: 0.573		P4	FC9-2			SF7			K	3	0	1	3	0	1	1						
Toby Hall, R (1, 2) OBP: 0.325, SLG: 0.402		P5	1B			F8			G5-3	4	0	1	0	0	0	3						
Travis Lee, L (1, 3) OBP: 0.330, SLG: 0.402		G3-1	FC9-2			G3			G4-3	4	0	0	0	0	0	4						
Ben Grieve, L (1, 10) OBP: 0.382, SLG: 0.386			18 BB 13 E HBP			G4-3			G3	3	1	0	0	0	1	0						
18 Jared Sandberg, R (1, 5) OBP: 0.338, SLG: 0.458			13 E 5 BB			K			K	3	1	0	0	1	3	0						
Julio Lugo, R (1, 6) OBP: 0.331, SLG: 0.322			13 E 5 BB			G6-3			F8	4	1	2	0	0	0	0						
Inning Stats	R: 0 E: 0 K: 1 S: 6	H: 0 LOB: 0 BB: 0 P: 9	R: 0 E: 0 K: 0 S: 6	H: 0 LOB: 0 BB: 0 P: 10	R: 5 E: 2 K: 0 S: 18	H: 4 LOB: 1 BB: 1 P: 29	R: 0 E: 0 K: 1 S: 8	H: 0 LOB: 0 BB: 0 P: 15	R: 1 E: 0 K: 0 S: 13	H: 2 LOB: 2 BB: 1 P: 20	R: 0 E: 0 K: 2 S: 14	H: 1 LOB: 1 BB: 0 P: 22	R: 0 E: 0 K: 1 S: 10	H: 1 LOB: 1 BB: 0 P: 13	R: 0 E: 0 K: 1 S: 8	H: 0 LOB: 0 BB: 0 P: 11	R: 0 E: 0 K: 2 S: 10	H: 0 LOB: 1 BB: 0 P: 14	1B: 6 2B: 3 3B: 0 HR: 0	SF: 1 SAC: 0 DP: 1 HBP: 1	WP: 1 PB: 0 SB: 1 CS: 0	PA: 39
PITCHER	IP	WLS	BF	H	R	ER	SO	BB	IBB	HBP	BLK	WP	HR	S	P	ERA	WHIP					
John Riedling, R (1, 1) ERA: 6.58	4.0		21	6	6	5	2	2	0	1	0	0	0	41	70	11.25	2.000					
Felix Heredia, L (5, 1) ERA: 2.82	2.1		8	1	0	0	2	0	0	0	0	0	0	25	37	0.00	0.429					
Chris Reitsma, R (7, 1) ERA: 5.71	1.2	W	6	1	0	0	2	0	0	0	0	0	0	17	22	0.00	0.600					
Scott Williamson, R (9, 1) ERA: 3.12	1.0	S	4	0	0	0	2	0	0	0	0	1	0	10	14	0.00	0.000					

Cincinnati Reds @ Tampa Bay Devil Rays
Tropicana Field, St. Petersburg, FL
Wed Jun 11 2003, 7:15 PM EDT
Att: 10,105 - Dome - 72 F

AB	35
R	6
H	8
RBI	6
BB	2
SO	8
LOB	15



Batter	1	2	3	4	5	6	7	8	9	AB	R	H	RBI	BB	SO	LOB	TOP					
Adam Dunn, L (1,3) OBP: 0.325, SLG: 0.510			G3			F8		F9	G3	5	0	0	0	0	1	2	<p>Cincinnati Reds @ Tampa Bay Devil Rays</p> <p>Tropicana Field, St. Petersburg, FL</p> <p>Thu Jun 12 2003, 7:15 PM EDT</p> <p>Att: 10,379 - Dome - 72 F</p>					
Jose Guillen, R (1,7) OBP: 0.375, SLG: 0.615			P2			F8		F8		3	0	0	0	1	0	2						
Ken Griffey Jr., L (1,8) OBP: 0.369, SLG: 0.558			L3						K	4	0	0	0	0	2	2						
Austin Kearns, R (1,9) OBP: 0.394, SLG: 0.520								L9		3	2	2	1	1	0	0						
Aaron Boone, R (1,5)										4	0	2	0	0	0	1						
Russell Branyan, L (1,10) OBP: 0.391, SLG: 0.412										2	0	0	0	2	0	2						
Jason LaRue, R (1,2) OBP: 0.351, SLG: 0.472										4	0	0	0	0	2	5						
Felipe Lopez, S (1,6) OBP: 0.311, SLG: 0.297								K		2	0	1	0	2	1	0						
Juan Castro, R (1,4) OBP: 0.294, SLG: 0.397										3	0	1	0	0	0	2						
Inning Stats	R: 0 E: 0 K: 1 S: 9	H: 0 LOB: 0 BB: 1 P: 18	R: 1 E: 0 K: 1 S: 15	H: 2 LOB: 2 BB: 1 P: 26	R: 0 E: 0 K: 0 S: 6	H: 0 LOB: 0 BB: 0 P: 8	R: 0 E: 0 K: 1 S: 9	H: 1 LOB: 2 BB: 2 P: 18	R: 0 E: 0 K: 1 S: 10	H: 1 LOB: 1 BB: 0 P: 16	R: 1 E: 0 K: 0 S: 11	H: 1 LOB: 0 BB: 0 P: 17	R: 0 E: 0 K: 0 S: 9	H: 0 LOB: 1 BB: 1 P: 15	R: 0 E: 0 K: 1 S: 11	H: 1 LOB: 2 BB: 1 P: 16	R: 0 E: 0 K: 1 S: 5	H: 0 LOB: 0 BB: 0 P: 7	1B: 5 2B: 0 3B: 0 HR: 1	SF: 0 SAC: 1 DP: 0 HBP: 0	WP: 0 PB: 0 SB: 2 CS: 1	PA: 38
PITCHER	IP	WLS	BF	H	R	ER	SO	BB	IBB	HBP	BLK	WP	HR	S	P	ERA	WHIP					
Geremi Gonzalez, R (1,1) ERA: 3.25	7.0	L	29	5	2	2	4	5	0	0	0	0	1	69	118	2.57	1.429					
Lance Carter, R (8,1) ERA: 2.88	2.0		8	1	0	0	2	1	0	0	0	0	0	16	23	0.00	1.000					

AB	30
R	2
H	6
RBI	1
BB	6
SO	6
LOB	16



Batter	1	2	3	4	5	6	7	8	9	AB	R	H	RBI	BB	SO	LOB	BOTTOM					
Jason Tyner, L (1,9) OBP: 0.439, SLG: 0.514										4	0	1	0	0	1	0	<p>Cincinnati Reds @ Tampa Bay Devil Rays</p> <p>Tropicana Field, St. Petersburg, FL</p> <p>Thu Jun 12 2003, 7:15 PM EDT</p> <p>Att: 10,379 - Dome - 72 F</p>					
13 Carl Crawford, L (1,7) OBP: 0.302, SLG: 0.328										4	0	1	0	0	2	2						
5 Rocco Baldelli, R (1,8) OBP: 0.358, SLG: 0.459										2	0	0	0	1	0	1						
Aubrey Huff, L (1,3) OBP: 0.360, SLG: 0.563										4	0	0	0	0	0	3						
Toby Hall, R (1,2) OBP: 0.319, SLG: 0.394										4	1	0	0	0	0	0						
Al Martin, L (1,10) OBP: 0.321, SLG: 0.344										3	0	1	0	1	1	0						
Jeff Liefer, L (1,5) OBP: 0.210, SLG: 0.300										3	0	1	1	0	2	1						
Travis Lee, L (9, PH) OBP: 0.329, SLG: 0.400										1	0	0	0	0	0	0						
Julio Lugo, R (1,6) OBP: 0.325, SLG: 0.315										3	0	0	0	0	0	2						
Marion Anderson, L (1,4) OBP: 0.313, SLG: 0.333										2	0	0	0	1	0	0						
Inning Stats	R: 0 E: 0 K: 1 S: 6	H: 0 LOB: 0 BB: 0 P: 11	R: 1 E: 2 K: 0 S: 9	H: 2 LOB: 1 BB: 0 P: 11	R: 0 E: 0 K: 0 S: 7	H: 0 LOB: 0 BB: 0 P: 11	R: 0 E: 0 K: 0 S: 4	H: 0 LOB: 0 BB: 0 P: 5	R: 0 E: 0 K: 1 S: 8	H: 0 LOB: 0 BB: 0 P: 13	R: 0 E: 0 K: 1 S: 9	H: 1 LOB: 1 BB: 0 P: 10	R: 0 E: 0 K: 1 S: 8	H: 0 LOB: 1 BB: 1 P: 16	R: 0 E: 0 K: 0 S: 15	H: 1 LOB: 3 BB: 2 P: 27	R: 0 E: 0 K: 1 S: 9	H: 0 LOB: 0 BB: 0 P: 12	1B: 2 2B: 3 3B: 0 HR: 0	SF: 0 SAC: 0 DP: 1 HBP: 1	WP: 0 PB: 0 SB: 0 CS: 1	PA: 35
PITCHER	IP	WLS	BF	H	R	ER	SO	BB	IBB	HBP	BLK	WP	HR	S	P	ERA	WHIP					
Ryan Dempster, R (1,1) ERA: 7.06	7.1	W	28	4	1	0	5	2	0	1	0	0	0	57	89	0.00	0.818					
Gabe White, L (8,1) ERA: 2.3	0.2	H	3	0	0	0	0	0	1	0	0	0	0	9	15	0.00	0.000					
Scott Williamson, R (9,1) ERA: 3.0	1.0	S	3	0	0	0	1	0	0	0	0	0	0	9	12	0.00	0.000					

AB	30
R	1
H	4
RBI	1
BB	3
SO	6
LOB	9



Batter	1	2	3	4	5	6	7	8	9	AB	R	H	RBI	BB	SO	LOB	TOP					
Bobby Abreu, L (1, 9) OBP: 0.386, SLG: 0.440	F7		G5-3			L7		G3-1		4	0	0	0	0	0	0	Philadelphia Phillies @ Cincinnati Reds Great American Ball Park, Cincinnati, OH Fri Jun 13 2003, 7:10 PM EDT Att: 30,144 - Cloudy - 80 F					
11 Jimmy Rollins, S (1, 6) OBP: 0.307, SLG: 0.387	G3		G6-3			L7		G3-1		4	0	0	0	0	0	0						
Jim Thome, L (1, 3) OBP: 0.373, SLG: 0.496	BB			F9		G4-3		2B		3	0	1	0	1	0	0						
Mike Lieberthal, R (1, 2) OBP: 0.392, SLG: 0.444	K			K		L1		L8		4	0	0	0	0	2	2						
Ricky Ledee, L (1, 7)	F7		G3			G3-1		K		4	0	0	0	0	1	1						
Placido Polanco, R (1, 4) OBP: 0.326, SLG: 0.412	G6-3				G4-3		G6-3			3	0	0	0	0	0	0						
David Bell, R (1, 5) OBP: 0.293, SLG: 0.285 Nick Punto, S (8, PH) OBP: 0.200, SLG: 0.158	1B					G3		P6		1	0	1	0	1	0	0						
Marlon Byrd, R (1, 8) OBP: 0.339, SLG: 0.363	P3					G3		G4-3		3	0	0	0	0	0	2						
Kevin Millwood, R (1, 1) OBP: 0.152, SLG: 0.034 Carlos Silva, R (4, 1) Hector Mercado, L (6, 1) Jason Michaels, R (8, PH) OBP: 0.404, SLG: 0.585 Dan Plesac, L (8, 1)			K			L9		HR		1	0	0	0	0	1	0						
Inning Stats	R: 0 E: 0 K: 1 S: 9	H: 0 LOB: 1 BB: 1 P: 17	R: 0 E: 0 K: 0 S: 7	H: 1 LOB: 1 BB: 0 P: 10	R: 0 E: 0 K: 1 S: 8	H: 0 LOB: 0 BB: 0 P: 10	R: 0 E: 0 K: 1 S: 8	H: 0 LOB: 1 BB: 1 P: 14	R: 0 E: 0 K: 0 S: 9	H: 0 LOB: 0 BB: 0 P: 16	R: 0 E: 0 K: 0 S: 8	H: 0 LOB: 0 BB: 0 P: 12	R: 0 E: 0 K: 0 S: 6	H: 0 LOB: 0 BB: 0 P: 7	R: 1 E: 0 K: 0 S: 11	H: 1 LOB: 0 BB: 0 P: 15		R: 0 E: 0 K: 1 S: 8	H: 1 LOB: 1 BB: 0 P: 9	1B: 1 2B: 1 3B: 0 HR: 1	SF: 0 SAC: 0 DP: 0 HBP: 0	WP: 0 PB: 0 SB: 0 CS: 0
PITCHER Jimmy Haynes, R (1, 1) ERA: 7.27	IP: 9.0 WLS: W BF: 32 H: 3 R: 1 ER: 1 SO: 4 BB: 2 IBB: 0 HBP: 0 BLK: 0 WP: 0 HR: 1 S: 74 P: 110 ERA: 1.00 WHIP: 0.556															PITCHER Jimmy Haynes, R (1, 1) ERA: 7.27	IP: 9.0 WLS: W BF: 32 H: 3 R: 1 ER: 1 SO: 4 BB: 2 IBB: 0 HBP: 0 BLK: 0 WP: 0 HR: 1 S: 74 P: 110 ERA: 1.00 WHIP: 0.556					

AB 30
R 1
H 3
RBI 1
BB 2
SO 4
LOB 6



Batter	1	2	3	4	5	6	7	8	9	AB	R	H	RBI	BB	SO	LOB	BOTTOM			
Adam Dunn, L (1, 7) OBP: 0.332, SLG: 0.524 Wily Mo Peña, R (6, PH) OBP: 0.125, SLG: 0.161	B1-3		HR	1B	1B	WP	BB	K2-3		2	2	1	1	1	0	0	Philadelphia Phillies @ Cincinnati Reds Great American Ball Park, Cincinnati, OH Fri Jun 13 2003, 7:10 PM EDT Att: 30,144 - Cloudy - 80 F			
Barry Larkin, R (1, 6) OBP: 0.400, SLG: 0.431 Ray Olmedo, S (6, 6) OBP: 0.273, SLG: 0.333	K		1B	1B	L9	L8		1B		4	2	2	1	0	1	2				
Ken Griffey Jr., L (1, 8) OBP: 0.374, SLG: 0.556 Reggie Taylor, L (5, PR) OBP: 0.257, SLG: 0.380	K		G6-3	2B	1B	1B		1B		4	1	2	2	0	1	1				
Austin Kearns, R (1, 9) OBP: 0.398, SLG: 0.530	1B	2B	2B	1B	P3	K		1B	2B	5	3	3	1	0	1	3				
Aaron Boone, R (1, 5) OBP: 0.354, SLG: 0.533 Russell Branyan, L (6, PH) OBP: 0.360, SLG: 0.368	S	1B	2B	1B	2B	F8	K			3	1	3	4	0	0	0				
Sean Casey, L (1, 3) OBP: 0.351, SLG: 0.421 Felipe Lopez, S (7, 5) OBP: 0.314, SLG: 0.301	S	1B	2B	1B	2B	HR	1B	HR	1B	4	1	4	1	0	0	0				
Jason LaRue, R (1, 2) OBP: 0.358, SLG: 0.509	K		F9		HBP	HR	HR	HR	HR	4	2	2	5	0	1	3				
Juan Castro, R (1, 4) OBP: 0.291, SLG: 0.390	K				1B	K	G5-3			5	1	1	0	0	2	4				
Jimmy Haynes, R (1, 1) OBP: 0.384, SLG: 0.455	F8			SH2-4	1B	1B		P2		4	1	2	0	0	0	2				
Inning Stats	R: 0 E: 0 K: 2 S: 9	H: 3 LOB: 2 BB: 0 P: 13	R: 1 E: 0 K: 2 S: 10	H: 3 LOB: 0 BB: 0 P: 16	R: 3 E: 0 K: 0 S: 13	H: 5 LOB: 1 BB: 0 P: 24	R: 5 E: 0 K: 0 S: 15	H: 5 LOB: 2 BB: 0 P: 26	R: 1 E: 0 K: 1 S: 13	H: 2 LOB: 1 BB: 1 P: 21	R: 2 E: 0 K: 1 S: 17	H: 3 LOB: 2 BB: 1 P: 30	R: 3 E: 0 K: 1 S: 16	H: 3 LOB: 0 BB: 0 P: 21	R: 0 E: 0 K: 2 S: 9	H: 1 LOB: 1 BB: 0 P: 11		1B: 14 2B: 5 3B: 0 HR: 3	SF: 0 SAC: 1 DP: 0 HBP: 2	WP: 2 PB: 0 SB: 2 CS: 0
PITCHER Kevin Millwood, R (1, 1) ERA: 3.72 Carlos Silva, R (4, 1) ERA: 4.74 Hector Mercado, L (6, 1) ERA: 5.93 Dan Plesac, L (8, 1) ERA: 3.27	IP: 3.1 WLS: L BF: 21 H: 11 R: 8 ER: 8 SO: 4 BB: 0 IBB: 0 HBP: 1 BLK: 0 WP: 1 HR: 1 S: 38 P: 63 ERA: 21.60 WHIP: 3.300															PITCHER Kevin Millwood, R (1, 1) ERA: 3.72 Carlos Silva, R (4, 1) ERA: 4.74 Hector Mercado, L (6, 1) ERA: 5.93 Dan Plesac, L (8, 1) ERA: 3.27	IP: 3.1 WLS: L BF: 21 H: 11 R: 8 ER: 8 SO: 4 BB: 0 IBB: 0 HBP: 1 BLK: 0 WP: 1 HR: 1 S: 38 P: 63 ERA: 21.60 WHIP: 3.300			

AB 43
R 15
H 22
RBI 15
BB 2
SO 9
LOB 19



Batter	1	2	3	4	5	6	7	8	9	AB	R	H	RBI	BB	SO	LOB	TOP										
Bobby Abreu, L OBP: 0.388, SLG: 0.452 (1, 9)	L8	HR		IBB			F7	2B	F8	5	2	3	1	0	0		Philadelphia Phillies @ Cincinnati Reds Great American Ball Park, Cincinnati, OH Sat Jun 14 2003, 7:10 PM EDT Att: 35,398 - Cloudy - 72 F										
Placido Polanco, R OBP: 0.327, SLG: 0.422 (1, 4)	HBP	F8		F8			G1-3	1B		5	1	2	2	0	0	3											
Jim Thome, L OBP: 0.374, SLG: 0.492 (1, 3)	HBP		G6-3		F9		L7	1B		4	1	1	1	1	0	0											
Pat Burrell, R OBP: 0.309, SLG: 0.423 (8, PR)	F7		L8		P4					3	0	0	0	1	0	2											
Marlon Byrd, R OBP: 0.344, SLG: 0.368 (8, 8)										1	2	1	0	0	0	0											
Mike Lieberthal, R OBP: 0.396, SLG: 0.445 (1, 2)	HBP		F9		L7					4	2	2	1	0	0	0											
David Bell, R OBP: 0.291, SLG: 0.298 (8, 1)	G3				F7		L9			4	1	1	4	0	0	3											
Rheal Cormier, L OBP: 0.500, SLG: 0.500 (9, 1)										0	0	0	0	0	0	0											
11 Jimmy Rollins, S OBP: 0.312, SLG: 0.375 (1, 6)		1B	G4-6-3		SH1-4		E9			5	2	3	0	0	0	1											
Jason Michaels, R OBP: 0.423, SLG: 0.578 (8, 7)			G4-6-3		SH1-4		F8		G5-3	4	1	2	0	0	0	1											
Randy Wolf, L OBP: 0.212, SLG: 0.226 (8, PH)			G4-6-3		SH1-4		G3		G4-3	2	0	0	0	0	0	2											
Tomas Perez, S OBP: 0.333, SLG: 0.382 (8, 5)								K		2	0	0	0	0	1	3											
Inning Stats	R: 0 E: 0 K: 0 S: 11	H: 1 LOB: 3 BB: 1 P: 19	R: 2 E: 0 K: 0 S: 13	H: 3 LOB: 0 BB: 0 P: 25	R: 0 E: 0 K: 0 S: 6	H: 0 LOB: 0 BB: 0 P: 10	R: 0 E: 0 K: 0 S: 9	H: 2 LOB: 3 BB: 1 P: 18	R: 0 E: 0 K: 0 S: 5	H: 0 LOB: 0 BB: 0 P: 9	R: 0 E: 0 K: 0 S: 7	H: 0 LOB: 0 BB: 0 P: 12	R: 10 E: 0 K: 1 S: 25	H: 8 LOB: 1 BB: 1 P: 38	R: 0 E: 0 K: 0 S: 6	H: 0 LOB: 0 BB: 0 P: 11	1B: 9 2B: 3 3B: 0 HR: 2	SF: 1 SAC: 1 DP: 1 HBP: 2	WP: 0 PB: 0 SB: 0 CS: 0	PA: 46							
PITCHER	IP	WLS	BF	H	R	ER	SO	BB	IBB	HBP	BLK	WP	HR	S	P	ERA	WHIP										
Danny Graves, R ERA: 5.2 (1, 1)	5.0	L	23	6	2	2	0	1	1	1	0	0	1	44	81	3.60	1.400										
Felix Heredia, L ERA: 2.68 (8, 1)	2.0		7	0	0	0	0	0	0	0	0	0	0	16	27	0.00	0.000										
Scott Sullivan, R ERA: 5.34 (8, 1)	0.1		5	2	4	4	0	1	0	1	0	0	0	7	12	108.00	9.000										
Gabe White, L ERA: 3.94 (9, 1)	0.2		8	6	6	6	1	0	0	0	0	0	1	18	26	81.00	9.000										
Chris Reitsma, R ERA: 5.55 (9, 1)	1.0		3	0	0	0	0	0	0	0	0	0	0	6	11	0.00	0.000										

AB	39
R	12
H	14
RBI	11
BB	3
SO	1
LOB	15



Batter	1	2	3	4	5	6	7	8	9	AB	R	H	RBI	BB	SO	LOB	BOTTOM										
Adam Dunn, L OBP: 0.331, SLG: 0.533 (1, 7)	HR		P5			L3		K		4	1	1	1	0	1	0	Philadelphia Phillies @ Cincinnati Reds Great American Ball Park, Cincinnati, OH Sat Jun 14 2003, 7:10 PM EDT Att: 35,398 - Cloudy - 72 F										
Barry Larkin, R OBP: 0.378, SLG: 0.403 (1, 6)	L9		G4-3			F7			G4-3	4	0	0	0	0	0	0											
Jose Guillen, R OBP: 0.384, SLG: 0.614 (1, 9)	K2-3				G1		HBP		1B	2	1	1	0	0	1	0											
Austin Kearns, R OBP: 0.396, SLG: 0.525 (1, 8)	G6-3				G1				G3-1	4	0	1	0	0	1	2											
Aaron Boone, R OBP: 0.353, SLG: 0.528 (1, 5)		F8			L5				G3-1	4	0	1	0	0	0	1											
Sean Casey, L OBP: 0.346, SLG: 0.414 (1, 3)		K			G6-3				G3-1	4	0	0	1	0	1	3											
Jason LaRue, R OBP: 0.355, SLG: 0.509 (1, 2)						G6-3			K	4	0	1	0	0	2	2											
Juan Castro, R OBP: 0.285, SLG: 0.381 (1, 4)						G4-3			G4-3	3	0	0	0	0	1	1											
Danny Graves, R ERA: 5.103, SLG: 0.103 (5, PR)									G3-1	1	0	0	0	0	1	0											
Willy Mo Pena, R OBP: 0.121, SLG: 0.156 (8, 1)										1	0	0	0	0	0	0											
Felix Heredia, L ERA: 2.68, SLG: 0.333 (8, 1)										0	0	0	0	0	0	0											
Scott Sullivan, R ERA: 5.34, SLG: 0.333 (8, 1)										0	0	0	0	0	0	0											
Gabe White, L ERA: 3.94, SLG: 0.299 (8, PH)										0	0	0	0	0	0	0											
Felipe Lopez, S OBP: 0.313, SLG: 0.125 (9, 1)										0	0	0	0	0	0	0											
Chris Reitsma, R ERA: 5.55, SLG: 0.125 (9, 1)										0	0	0	0	0	0	0											
Inning Stats	R: 1 E: 0 K: 1 S: 16	H: 1 LOB: 0 BB: 0 P: 23	R: 0 E: 0 K: 2 S: 9	H: 1 LOB: 1 BB: 0 P: 13	R: 0 E: 0 K: 1 S: 6	H: 0 LOB: 0 BB: 0 P: 12	R: 0 E: 0 K: 0 S: 7	H: 0 LOB: 1 BB: 0 P: 11	R: 0 E: 0 K: 2 S: 9	H: 0 LOB: 0 BB: 0 P: 12	R: 0 E: 0 K: 1 S: 8	H: 0 LOB: 0 BB: 0 P: 13	R: 0 E: 0 K: 0 S: 5	H: 0 LOB: 0 BB: 0 P: 9	R: 0 E: 0 K: 1 S: 7	H: 0 LOB: 0 BB: 0 P: 9	R: 1 E: 0 K: 1 S: 14	H: 3 LOB: 2 BB: 0 P: 20	1B: 3 2B: 1 3B: 0 HR: 1	SF: 0 SAC: 0 DP: 0 HBP: 2	WP: 0 PB: 0 SB: 0 CS: 0	PA: 34					
PITCHER	IP	WLS	BF	H	R	ER	SO	BB	IBB	HBP	BLK	WP	HR	S	P	ERA	WHIP										
Randy Wolf, L ERA: 3.3 (1, 1)	7.0	W	25	2	1	1	7	0	0	2	0	0	0	60	93	1.29	0.286										
Rheal Cormier, L ERA: 1.55 (8, 1)	1.0		3	0	0	0	1	0	0	0	0	0	0	7	9	0.00	0.000										
Terry Adams, R ERA: 3.55 (9, 1)	1.0		6	3	1	1	1	0	0	0	0	0	0	14	20	9.00	3.000										



Batter	1	2	3	4	5	6	7	8	9	AB	R	H	RBI	BB	SO	LOB	TOP	
Mark Grudzielanek, R OBP: 0.331, SLG: 0.359	1-1 G4-3		1-0 1B FC6-4 2B		1-2 F8		1-3 K			4	1	1	0	0	1	1	Chicago Cubs @ Cincinnati Reds Great American Ball Park, Cincinnati, OH Mon Jun 16 2003, 7:10 PM EDT Att: 28,669 - Sunny - 78 F	
Ramon Martinez, R OBP: 0.346, SLG: 0.405	2-2 E5 G1-3		2-0 FC6-4 1B		0-0 G6-3		2-3 K			4	0	1	0	0	1	1		
Corey Patterson, L OBP: 0.333, SLG: 0.556	1-0 G1-3		0-0 FC6-4		0-0 B1-3			0-0 P5		4	0	0	1	0	0	2		
Moises Alou, R OBP: 0.366, SLG: 0.464	1-0 G5-3		1-2 G6-4-3 BB		1-1 HR			1-2 G6-3		3	1	1	1	1	0	1		
Eric Karros, R OBP: 0.371, SLG: 0.529		2-1 F8	1-1 G6-4-3		1-0 HR			1-2 L9		4	1	1	1	0	0	2		
Troy O'Leary, L OBP: 0.282, SLG: 0.333		2-1 1B 1B		1-0 G1-3		1-1 G3			1-0 F8	4	1	1	0	0	0	0		
Alex Gonzalez, R OBP: 0.311, SLG: 0.400		1-0 1B 1-3 1B		2-2 G4-3		1-0 G4-3			4-1 G6-4-3 BB	3	0	1	0	1	0	0		
Damian Miller, R OBP: 0.320, SLG: 0.377		2-1 1-3 3-H 1B		1-3 K			1-1 WP 1B		0-0 G6-4-3	4	0	2	1	0	1	1		
Matt Clement, R OBP: 0.190, SLG: 0.190		0-0 G1-3		1-3 K			2-3 K			2	0	0	0	0	1	1		
Bobby Hill, S OBP: 0.190, SLG: 0.190										1	0	0	0	0	1	1		
Kyle Farnsworth, R OBP: 0.253, SLG: 0.375										0	0	0	0	0	0	0		
Antonio Alfonseca, R OBP: 0.323, SLG: 0.350										0	0	0	0	0	0	0		
Joe Borowski, R OBP: 0.273, SLG: 0.333										0	0	0	0	0	0	0		
Inning Stats	R: 0 E: 1 K: 0 S: 7	H: 0 LOB: 1 BB: 0 P: 12	R: 1 E: 0 K: 0 S: 8	H: 3 LOB: 1 BB: 0 P: 15	R: 1 E: 0 K: 0 S: 6	H: 2 LOB: 1 BB: 1 P: 14	R: 0 E: 0 K: 1 S: 7	H: 0 LOB: 0 BB: 0 P: 11	R: 0 E: 0 K: 1 S: 8	H: 1 LOB: 1 BB: 0 P: 17	R: 0 E: 0 K: 0 S: 7	H: 0 LOB: 0 BB: 0 P: 9	R: 0 E: 0 K: 0 S: 3	H: 0 LOB: 0 BB: 1 P: 8	1B: 5 2B: 1 3B: 0 HR: 2	SF: 0 SAC: 0 DP: 2 HBP: 0	WP: 1 PB: 0 SB: 1 CS: 0	PA: 35
PITCHER	IP WLS BF H R ER SO BB IBB HBP BLK WP HR S P ERA WHIP	IP WLS BF H R ER SO BB IBB HBP BLK WP HR S P ERA WHIP	IP WLS BF H R ER SO BB IBB HBP BLK WP HR S P ERA WHIP	IP WLS BF H R ER SO BB IBB HBP BLK WP HR S P ERA WHIP	IP WLS BF H R ER SO BB IBB HBP BLK WP HR S P ERA WHIP	IP WLS BF H R ER SO BB IBB HBP BLK WP HR S P ERA WHIP	IP WLS BF H R ER SO BB IBB HBP BLK WP HR S P ERA WHIP	IP WLS BF H R ER SO BB IBB HBP BLK WP HR S P ERA WHIP	IP WLS BF H R ER SO BB IBB HBP BLK WP HR S P ERA WHIP	IP WLS BF H R ER SO BB IBB HBP BLK WP HR S P ERA WHIP	IP WLS BF H R ER SO BB IBB HBP BLK WP HR S P ERA WHIP	IP WLS BF H R ER SO BB IBB HBP BLK WP HR S P ERA WHIP	IP WLS BF H R ER SO BB IBB HBP BLK WP HR S P ERA WHIP	IP WLS BF H R ER SO BB IBB HBP BLK WP HR S P ERA WHIP	IP WLS BF H R ER SO BB IBB HBP BLK WP HR S P ERA WHIP	IP WLS BF H R ER SO BB IBB HBP BLK WP HR S P ERA WHIP	IP WLS BF H R ER SO BB IBB HBP BLK WP HR S P ERA WHIP	IP WLS BF H R ER SO BB IBB HBP BLK WP HR S P ERA WHIP

AB	33
R	4
H	8
RBI	4
BB	2
SO	5
LOB	10



Batter	1	2	3	4	5	6	7	8	9	AB	R	H	RBI	BB	SO	LOB	BOTTOM					
Adam Dunn, L OBP: 0.332, SLG: 0.528	2-0 S 1B 1B		3-3 K		0-0 P5		2-3 K		4-0 BB	4	1	1	0	1	2	2	Chicago Cubs @ Cincinnati Reds Great American Ball Park, Cincinnati, OH Mon Jun 16 2003, 7:10 PM EDT Att: 28,669 - Sunny - 78 F					
Bary Larkin, R OBP: 0.397, SLG: 0.388	0-1 1B 1B		1-2 F9		2-0 G5-3		0-2 G1-3		2-3 K	5	1	1	0	0	1	2						
Ken Griffey Jr., L OBP: 0.370, SLG: 0.553	1-3 K		2-1 F9		0-0 1B 2B		0-0 G1-3			4	1	1	0	0	1	2						
Austin Kearns, R OBP: 0.397, SLG: 0.523	3-3 K		4-2 BB		0-0 1B 1B			2-2 G1-3		3	0	1	1	1	1	2						
Aaron Boone, R OBP: 0.355, SLG: 0.528	0-1 1B		1-3 K		3-2 FC6-4 1B			3-3 K		4	0	2	2	0	2	1						
Sean Casey, L OBP: 0.345, SLG: 0.412	1-3 K				0-0 1B			0-2 G6-3		4	0	1	0	0	1	3						
Chris Reitsma, R OBP: 0.125, SLG: 0.125					1-2 FC6-4					0	0	0	0	0	0	0						
Jason LaRue, R OBP: 0.353, SLG: 0.503		3-1 1B G4-3 1B		3-3 K		1-3 K			1-0 G6-3	4	0	1	0	0	2	1						
Juan Castro, R OBP: 0.279, SLG: 0.373		0-1 G4-3		0-0 L9		2-2 F8			3-3 K	3	0	0	0	0	0	2						
Russell Branyan, L OBP: 0.253, SLG: 0.350		1-2 1B		2-3 K					1-2 BB	1	0	0	0	0	1	0						
Jimmy Anderson, L OBP: 0.375, SLG: 0.167		3-2 1B		2-3 K		3-3 K			1-2 1B	2	0	1	0	0	1	1						
Reggie Taylor, L OBP: 0.375, SLG: 0.375										1	0	0	0	0	1	0						
Scott Sullivan, R OBP: 0.387, SLG: 0.616										0	0	0	0	0	0	0						
Jose Guillen, R OBP: 0.387, SLG: 0.616										1	0	1	0	0	0	0						
Ray Olmedo, S OBP: 0.273, SLG: 0.333										0	0	0	0	0	0	0						
Inning Stats	R: 2 E: 0 K: 3 S: 15	H: 3 LOB: 1 BB: 0 P: 22	R: 0 E: 0 K: 1 S: 10	H: 2 LOB: 0 BB: 0 P: 19	R: 0 E: 0 K: 1 S: 12	H: 0 LOB: 1 BB: 1 P: 20	R: 0 E: 0 K: 2 S: 10	H: 1 LOB: 1 BB: 0 P: 15	R: 1 E: 0 K: 0 S: 9	H: 3 LOB: 2 BB: 0 P: 14	R: 0 E: 0 K: 2 S: 10	H: 0 LOB: 0 BB: 0 P: 16	R: 0 E: 0 K: 1 S: 7	H: 0 LOB: 0 BB: 0 P: 9	R: 0 E: 0 K: 1 S: 11	H: 0 LOB: 0 BB: 0 P: 16	R: 0 E: 0 K: 2 S: 10	H: 1 LOB: 2 BB: 1 P: 21	1B: 9 2B: 2 3B: 0 HR: 0	SF: 0 SAC: 0 DP: 1 HBP: 0	WP: 0 PB: 0 SB: 2 CS: 1	PA: 38
PITCHER	IP WLS BF H R ER SO BB IBB HBP BLK WP HR S P ERA WHIP	IP WLS BF H R ER SO BB IBB HBP BLK WP HR S P ERA WHIP	IP WLS BF H R ER SO BB IBB HBP BLK WP HR S P ERA WHIP	IP WLS BF H R ER SO BB IBB HBP BLK WP HR S P ERA WHIP	IP WLS BF H R ER SO BB IBB HBP BLK WP HR S P ERA WHIP	IP WLS BF H R ER SO BB IBB HBP BLK WP HR S P ERA WHIP	IP WLS BF H R ER SO BB IBB HBP BLK WP HR S P ERA WHIP	IP WLS BF H R ER SO BB IBB HBP BLK WP HR S P ERA WHIP	IP WLS BF H R ER SO BB IBB HBP BLK WP HR S P ERA WHIP	IP WLS BF H R ER SO BB IBB HBP BLK WP HR S P ERA WHIP	IP WLS BF H R ER SO BB IBB HBP BLK WP HR S P ERA WHIP	IP WLS BF H R ER SO BB IBB HBP BLK WP HR S P ERA WHIP	IP WLS BF H R ER SO BB IBB HBP BLK WP HR S P ERA WHIP	IP WLS BF H R ER SO BB IBB HBP BLK WP HR S P ERA WHIP	IP WLS BF H R ER SO BB IBB HBP BLK WP HR S P ERA WHIP	IP WLS BF H R ER SO BB IBB HBP BLK WP HR S P ERA WHIP	IP WLS BF H R ER SO BB IBB HBP BLK WP HR S P ERA WHIP	IP WLS BF H R ER SO BB IBB HBP BLK WP HR S P ERA WHIP				

AB	36
R	3
H	10
RBI	3
BB	2
SO	13
LOB	16



Batter	1	2	3	4	5	6	7	8	9	10	AB	R	H	RBI	BB	SO	LOB	TOP			
Tom Goodwin, L OBP: 0.238, SLG: 0.273	P4	G3			F9		K		L6-4		5	0	0	0	0	1	6				
Mark Grudzielanek, R OBP: 0.328, SLG: 0.356	E3				K		K			P3	5	0	1	0	0	2	2				
Corey Patterson, L OBP: 0.331, SLG: 0.554	F9				P2				F9	K	5	0	1	1	0	1	2				
Moises Alou, R OBP: 0.370, SLG: 0.465					F8					FC6-4	4	0	2	0	1	0	2				
Eric Karros, R OBP: 0.328, SLG: 0.508					G6-3					BB	4	0	2	0	1	0	2				
Todd Wellemeyer, R OBP: 0.331, SLG: 0.554	G4-3				F9					FC6-4	5	0	0	0	0	1	5				
Mark Bellhorn, S OBP: 0.337, SLG: 0.309										BB	3	0	0	0	1	1	1				
Alex Gonzalez, R OBP: 0.314, SLG: 0.403					G4-3						3	0	1	0	1	0	0				
Damian Miller, R OBP: 0.321, SLG: 0.383					G5-3					L6-4	3	0	1	0	0	1	0				
38 Carlos Zambrano, S OBP: 0.226, SLG: 0.400										SH5-4	3	0	1	0	0	1	1				
Lenny Harris, L OBP: 0.247, SLG: 0.227										BB	3	0	1	0	0	1	1				
Mike Remlinger, L OBP: 0.346, SLG: 0.405										SH5-4	2	1	1	0	1	1	1				
Ramon Martinez, R OBP: 0.346, SLG: 0.405										IBB	0	0	0	0	0	0	0				
Inning Stats	R: 0 E: 1 K: 0 S: 8	H: 1 LOB: 2 BB: 0 P: 11	R: 0 E: 0 K: 0 S: 13	H: 1 LOB: 2 BB: 2 P: 21	R: 0 E: 0 K: 1 S: 7	H: 1 LOB: 1 BB: 0 P: 13	R: 0 E: 0 K: 1 S: 9	H: 0 LOB: 0 BB: 0 P: 14	R: 1 E: 0 K: 1 S: 13	H: 2 LOB: 1 BB: 0 P: 21	R: 0 E: 0 K: 2 S: 9	H: 0 LOB: 0 BB: 0 P: 16	R: 0 E: 0 K: 3 S: 13	H: 1 LOB: 1 BB: 0 P: 18	R: 0 E: 0 K: 0 S: 6	H: 0 LOB: 1 BB: 2 P: 15	R: 0 E: 0 K: 1 S: 7	H: 0 LOB: 1 BB: 1 P: 13	1B: 3 2B: 5 3B: 0 HR: 0	SF: 0 SAC: 1 DP: 1 HBP: 0	WP: 0 PA: 41 PB: 0 SB: 0 CS: 1
PITCHER	IP WLS BF H R ER SO BB IBB HBP BLK WP HR S P ERA WHIP	IP WLS BF H R ER SO BB IBB HBP BLK WP HR S P ERA WHIP	IP WLS BF H R ER SO BB IBB HBP BLK WP HR S P ERA WHIP	IP WLS BF H R ER SO BB IBB HBP BLK WP HR S P ERA WHIP	IP WLS BF H R ER SO BB IBB HBP BLK WP HR S P ERA WHIP	IP WLS BF H R ER SO BB IBB HBP BLK WP HR S P ERA WHIP	IP WLS BF H R ER SO BB IBB HBP BLK WP HR S P ERA WHIP	IP WLS BF H R ER SO BB IBB HBP BLK WP HR S P ERA WHIP	IP WLS BF H R ER SO BB IBB HBP BLK WP HR S P ERA WHIP	IP WLS BF H R ER SO BB IBB HBP BLK WP HR S P ERA WHIP	IP WLS BF H R ER SO BB IBB HBP BLK WP HR S P ERA WHIP	IP WLS BF H R ER SO BB IBB HBP BLK WP HR S P ERA WHIP	IP WLS BF H R ER SO BB IBB HBP BLK WP HR S P ERA WHIP	IP WLS BF H R ER SO BB IBB HBP BLK WP HR S P ERA WHIP	IP WLS BF H R ER SO BB IBB HBP BLK WP HR S P ERA WHIP	IP WLS BF H R ER SO BB IBB HBP BLK WP HR S P ERA WHIP	IP WLS BF H R ER SO BB IBB HBP BLK WP HR S P ERA WHIP	IP WLS BF H R ER SO BB IBB HBP BLK WP HR S P ERA WHIP	IP WLS BF H R ER SO BB IBB HBP BLK WP HR S P ERA WHIP	IP WLS BF H R ER SO BB IBB HBP BLK WP HR S P ERA WHIP	IP WLS BF H R ER SO BB IBB HBP BLK WP HR S P ERA WHIP

Chicago Cubs @ Cincinnati Reds
Great American Ball Park, Cincinnati, OH
Tue Jun 17 2003, 7:10 PM EDT
Att: 28,999 - Cloudy - 78 F

AB	35
R	1
H	7
RBI	1
BB	5
SO	8
LOB	20



Batter	1	2	3	4	5	6	7	8	9	10	AB	R	H	RBI	BB	SO	LOB	BOTTOM			
Barry Larkin, R OBP: 0.361, SLG: 0.380	K				G5-3				G3-1		4	0	1	1	0	1	0				
Jose Guillen, R OBP: 0.388, SLG: 0.605					G3					SH1	3	0	0	0	1	0	3				
Sean Casey, L OBP: 0.343, SLG: 0.411										L9	5	0	1	1	0	3	2				
Austin Kearns, R OBP: 0.399, SLG: 0.520										2B	3	0	1	0	1	0	1				
Aaron Boone, R OBP: 0.353, SLG: 0.527											4	0	1	0	0	0	4				
Adam Dunn, L OBP: 0.335, SLG: 0.523											2	0	0	0	2	2	1				
Jason LaRue, R OBP: 0.346, SLG: 0.492											4	0	0	0	0	1	3				
Juan Castro, R OBP: 0.278, SLG: 0.377											4	1	1	0	0	0	0				
Ryan Dempster, R OBP: 0.296, SLG: 0.050											2	0	0	0	0	0	1				
Reggie Miller, L OBP: 0.282, SLG: 0.370											1	0	0	0	0	1	0				
Gabe White, L OBP: 0.278, SLG: 0.370											0	0	0	0	0	0	0				
Scott Williamson, R OBP: 0.278, SLG: 0.370											0	0	0	0	0	0	0				
Russell Branyan, L OBP: 0.278, SLG: 0.370											0	0	0	0	0	1	0				
Wily Mo Peña, R OBP: 0.278, SLG: 0.370											0	1	0	0	0	0	0				
Inning Stats	R: 0 E: 0 K: 2 S: 10	H: 0 LOB: 2 BB: 2 P: 20	R: 0 E: 0 K: 0 S: 7	H: 0 LOB: 0 BB: 1 P: 13	R: 0 E: 0 K: 1 S: 8	H: 0 LOB: 0 BB: 0 P: 13	R: 0 E: 0 K: 2 S: 10	H: 1 LOB: 1 BB: 0 P: 13	R: 1 E: 0 K: 0 S: 7	H: 2 LOB: 1 BB: 0 P: 10	R: 0 E: 0 K: 1 S: 11	H: 1 LOB: 2 BB: 1 P: 19	R: 0 E: 0 K: 0 S: 3	H: 0 LOB: 1 BB: 0 P: 7	R: 0 E: 0 K: 2 S: 10	H: 0 LOB: 0 BB: 0 P: 14	R: 1 E: 0 K: 0 S: 12	H: 1 LOB: 2 BB: 1 P: 20	1B: 2 2B: 3 3B: 0 HR: 0	SF: 0 SAC: 1 DP: 1 HBP: 1	WP: 0 PA: 39 PB: 0 SB: 0 CS: 0
PITCHER	IP WLS BF H R ER SO BB IBB HBP BLK WP HR S P ERA WHIP	IP WLS BF H R ER SO BB IBB HBP BLK WP HR S P ERA WHIP	IP WLS BF H R ER SO BB IBB HBP BLK WP HR S P ERA WHIP	IP WLS BF H R ER SO BB IBB HBP BLK WP HR S P ERA WHIP	IP WLS BF H R ER SO BB IBB HBP BLK WP HR S P ERA WHIP	IP WLS BF H R ER SO BB IBB HBP BLK WP HR S P ERA WHIP	IP WLS BF H R ER SO BB IBB HBP BLK WP HR S P ERA WHIP	IP WLS BF H R ER SO BB IBB HBP BLK WP HR S P ERA WHIP	IP WLS BF H R ER SO BB IBB HBP BLK WP HR S P ERA WHIP	IP WLS BF H R ER SO BB IBB HBP BLK WP HR S P ERA WHIP	IP WLS BF H R ER SO BB IBB HBP BLK WP HR S P ERA WHIP	IP WLS BF H R ER SO BB IBB HBP BLK WP HR S P ERA WHIP	IP WLS BF H R ER SO BB IBB HBP BLK WP HR S P ERA WHIP	IP WLS BF H R ER SO BB IBB HBP BLK WP HR S P ERA WHIP	IP WLS BF H R ER SO BB IBB HBP BLK WP HR S P ERA WHIP	IP WLS BF H R ER SO BB IBB HBP BLK WP HR S P ERA WHIP	IP WLS BF H R ER SO BB IBB HBP BLK WP HR S P ERA WHIP	IP WLS BF H R ER SO BB IBB HBP BLK WP HR S P ERA WHIP	IP WLS BF H R ER SO BB IBB HBP BLK WP HR S P ERA WHIP	IP WLS BF H R ER SO BB IBB HBP BLK WP HR S P ERA WHIP	IP WLS BF H R ER SO BB IBB HBP BLK WP HR S P ERA WHIP

Chicago Cubs @ Cincinnati Reds
Great American Ball Park, Cincinnati, OH
Tue Jun 17 2003, 7:10 PM EDT
Att: 28,999 - Cloudy - 78 F

AB	32
R	2
H	5
RBI	2
BB	5
SO	9
LOB	15



Batter	1	2	3	4	5	6	7	8	9	AB	R	H	RBI	BB	SO	LOB	TOP					
Tom Goodwin, L (1, 8) OBP: 0.247, SLG: 0.280	2-2 CS 1B		1-0 G4-3		1-0 1B	1-3 K		1-0 L9	5 1 2 0 0 1 2													
Mark Crutzielnek, R (1, 4) OBP: 0.333, SLG: 0.368	2-2 L8		1-0 2B		1-1 HR 1B		0-0 2B	3-3 K	5 1 3 1 0 1 1													
Sammy Sosa, R (1, 9) OBP: 0.409, SLG: 0.500	2-1 1B		0-0 G6-3		2-0 HR HR		0-1 F8		4 1 2 2 0 0 2													
Moises Alou, R (1, 7) OBP: 0.368, SLG: 0.461	2-1 1B		3-1 F9		3-1 F8		1-2 F8		4 0 1 0 0 0 2													
Eric Karros, R (1, 3) OBP: 0.355, SLG: 0.500	2-2 F7			0-0 F7		1-0 2B 34 G4-3 1B		0-0 G5-3	4 1 1 0 0 0 3													
Mark Bellhorn, S (1, 5) OBP: 0.341, SLG: 0.317		4-2 G3-6-1 1B BB		2-0 G4-3		2-2 34 G4-3 2B		0-3 K	3 0 1 0 1 1 0													
Alex Gonzalez, R (1, 6) OBP: 0.313, SLG: 0.401		2-2 G3-6-1 1B		0-1 G5-3		3-2 F7		1-0 G5-3	4 0 1 0 0 0 2													
Paul Bako, L (1, 2) OBP: 0.291, SLG: 0.261		0-1 G3-6-1			1-0 P6		4-0 34 G4-3 IBB	1-1 G4-3	3 0 0 0 1 0 2													
34 Kerry Wood, R (1, 1) OBP: 0.133, SLG: 0.233		3-2 G6-3			2-2 G1-3		0-1 G4-3	1-3 K	4 0 0 1 0 1 3													
Inning Stats	R: 0 E: 0 K: 0 S: 16	H: 3 LOB: 2 BB: 0 P: 26	R: 0 E: 0 K: 0 S: 14	H: 1 LOB: 1 BB: 23 P: 23	R: 0 E: 0 K: 0 S: 5	H: 1 LOB: 1 BB: 0 P: 10	R: 0 E: 0 K: 0 S: 4	H: 0 LOB: 0 BB: 0 P: 6	R: 3 E: 0 K: 0 S: 10	H: 3 LOB: 0 BB: 0 P: 20	R: 1 E: 0 K: 1 S: 12	H: 2 LOB: 2 BB: 1 P: 23	R: 0 E: 0 K: 1 S: 6	H: 1 LOB: 1 BB: 0 P: 8	R: 0 E: 0 K: 1 S: 6	H: 0 LOB: 0 BB: 0 P: 8	R: 0 E: 0 K: 2 S: 8	H: 0 LOB: 0 BB: 0 P: 13	1B: 7 2B: 3 3B: 0 HR: 1	SF: 0 SAC: 0 DP: 1 HBP: 0	WP: 0 PB: 0 SB: 1 CS: 1	PA: 38
PITCHER	IP WLS BF H R ER SO BB IBB HBP BLK WP HR S P ERA WHIP	IP WLS BF H R ER SO BB IBB HBP BLK WP HR S P ERA WHIP																				
Jimmy Haynes, R (1, 1) ERA: 7.16	5.2 L 27 10 4 4 0 1 1 0 0 0 0 1 58 104 6.35 1.941	0.1 1 0 0 0 1 0 0 0 0 0 0 0 3 4 0.00 0.000	1.0 4 1 0 0 0 0 0 0 0 0 0 0 7 8 0.00 1.000	2.0 6 0 0 0 3 0 0 0 0 0 0 0 14 21 0.00 0.000																		

Chicago Cubs @ Cincinnati Reds
Great American Ball Park, Cincinnati, OH
Wed Jun 18 2003, 7:10 PM EDT
Att: 39,053 - Cloudy - 78 F

AB 36
R 4
H 11
RBI 4
BB 2
SO 4
LOB 17



Batter	1	2	3	4	5	6	7	8	9	AB	R	H	RBI	BB	SO	LOB	BOTTOM
Barry Larkin, R (1, 6) OBP: 0.345, SLG: 0.360	1-1 G6-3			0-2 G6-3		2-2 G4-3			3-1 L9	4 0 0 0 0 0 1							
Jose Guillen, R (1, 9) OBP: 0.385, SLG: 0.614	2-2 G4-3			0-3 K		2-2 HR			2-3 K	4 1 1 1 0 2 0							
Sean Casey, L (1, 3) OBP: 0.342, SLG: 0.410	2-1 G6-3			1-3 K		0-0 G6-4-3 1B				3 0 1 0 0 1 0							
Austin Kearns, R (1, 8) OBP: 0.394, SLG: 0.514		2-3 K		3-2 G4-3		1-2 G6-4-3				3 0 0 0 0 1 1							
Aaron Boone, R (1, 5) OBP: 0.349, SLG: 0.521		3-3 K2-3		3-2 F8		1-0 L7				3 0 0 0 0 1 0							
Adam Dunn, L (1, 7) OBP: 0.331, SLG: 0.516		1-0 F8		2-3 K		0-3 K				3 0 0 0 0 2 0							
Kelly Stinnett, R (1, 2) OBP: 0.325, SLG: 0.479			1-1 L8		2-3 K		2-3 K			3 0 0 0 0 2 0							
Juan Castro, R (1, 4) OBP: 0.273, SLG: 0.369			1-1 G1-3		0-1 F7		0-1 G6-3			3 0 0 0 0 0 0							
Jimmy Haynes, R (1, 1) ERA: 3.06	9.0 W 29 3 1 1 9 0 0 0 0 0 1 70 108 1.00 0.333	0.0 0 0 0 0 0 0 0 0 0 0 0 0 0 0 0.00 0.000	0.0 0 0 0 0 0 0 0 0 0 0 0 0 0 0 0.00 0.000	0.0 0 0 0 0 0 0 0 0 0 0 0 0 0 0 0.00 0.000													

Chicago Cubs @ Cincinnati Reds
Great American Ball Park, Cincinnati, OH
Wed Jun 18 2003, 7:10 PM EDT
Att: 39,053 - Cloudy - 78 F

AB 29
R 1
H 3
RBI 1
BB 0
SO 9
LOB 2



Batter	1	2	3	4	5	6	7	8	9	AB	R	H	RBI	BB	SO	LOB	TOP
Barry Larkin, R (1,6) OBP: 0.365, SLG: 0.405	2-2 SH3 2B		2-3 K				0-1 2B 1B		2-1 G1-3								5 1 2 0 0 1 1
Jose Guillen, R (1,7) OBP: 0.402, SLG: 0.641	0-1 SH3		0-0 1-H HR				1-1 1-H 2B		4-1 WP 1B BB								2 2 2 3 1 0 0
Sean Casey, L (1,3) OBP: 0.342, SLG: 0.408	2-3 K2-3		2-0 G3				0-0 F8		3-2 1-H BB 1B								5 0 2 1 0 1 2
Austin Kearns, R (1,9) OBP: 0.393, SLG: 0.504	1-1 G5-3								4-2 1B BLK SF9 1B								4 1 1 0 1 1 3
Aaron Boone, R (1,5) OBP: 0.345, SLG: 0.511		3-2 G5-3							1-3 K								4 0 0 0 0 1 3
Jason LaRue, R (1,2) OBP: 0.347, SLG: 0.489		2-0 G5-3							1-2 1B HBP								3 0 1 0 0 1 0
Reggie Taylor, L (1,8)		1-0 F7							2-2 1-2 2-3 1B								4 0 1 0 0 2 1
Juan Castro, R (1,4) OBP: 0.276, SLG: 0.371			2-3 K						2-2 SF9								2 0 1 0 0 1 0
Ken Griffey Jr., L (6,PH) OBP: 0.394, SLG: 0.548							1-1 CS 1B		3-H								0 0 0 1 0 0 0
Ray Olmedo, S (6,4) OBP: 0.263, SLG: 0.316							1-2 F8		0-2 G5-3								1 0 0 0 0 0 0
Danny Graves, R (1,1) OBP: 0.125, SLG: 0.125																	3 1 1 0 0 0 3
Gabe White, L (6,1)																	0 0 0 0 0 0 0
Scott Sullivan, R (8,1)																	0 0 0 0 0 0 0
Russell Branyan, L (9,PH) OBP: 0.345, SLG: 0.318																	1 0 0 0 0 1 0
Scott Williamson, R (9,1)																	0 0 0 0 0 0 0
Inning Stats	R: 0 H: 1 E: 0 LOB: 1 K: 1 BB: 0 S: 14 P: 19	R: 0 H: 0 E: 0 LOB: 0 K: 0 BB: 0 S: 5 P: 11	R: 2 H: 2 E: 0 LOB: 0 K: 2 BB: 0 S: 9 P: 15	R: 0 H: 1 E: 0 LOB: 1 K: 1 BB: 0 S: 7 P: 13	R: 1 H: 3 E: 0 LOB: 1 K: 0 BB: 0 S: 10 P: 13	R: 1 H: 2 E: 0 LOB: 2 K: 1 BB: 2 S: 15 P: 24	R: 1 H: 1 E: 0 LOB: 1 K: 0 BB: 2 S: 10 P: 26	R: 0 H: 0 E: 0 LOB: 0 K: 2 BB: 0 S: 7 P: 10	R: 0 H: 1 E: 0 LOB: 2 K: 2 BB: 0 S: 16 P: 25	1B: 8 SF: 1 2B: 2 SAC: 1 3B: 0 DP: 1 HR: 1 HBP: 2	WP: 1 PA: 40 PB: 0 SB: 1 CS: 1						
PITCHER	IP WLS BF H R ER SO BB IBB HBP BLK WP HR S P ERA WHIP																
Elmer Dessens, R (1,1) ERA: 5.38	5.0 21 7 3 3 4 0 0 0 0 0 1 45 71 5.40 1.400																
Oscar Villarreal, R (6,1) ERA: 3.13	1.0 6 2 1 1 1 0 0 0 1 1 0 0 15 24 9.00 2.000																
Eddie Oropesa, L (7,1) ERA: 0.57	2.0 8 1 1 1 2 2 0 0 0 0 1 0 17 36 4.50 1.500																
Jose Valverde, R (9,1) ERA: 2.25	1.0 W 5 1 0 0 2 0 0 0 1 0 0 0 16 25 0.00 1.000																

Cincinnati Reds @ Arizona Diamondbacks
Bank One Ballpark, Phoenix, AZ
Fri Jun 20 2003, 10:07 PM EDT
Att: 34,842 - Sunny - 79 F

AB	34
R	5
H	11
RBI	5
BB	2
SO	9
LOB	13



Batter	1	2	3	4	5	6	7	8	9	AB	R	H	RBI	BB	SO	LOB	BOTTOM
Tony Womack, L (1,6) OBP: 0.271, SLG: 0.347	3-2 P3		1-0 B5-3				1-0 HR		4-1 2B 2B								4 3 2 1 1 0 0
Alex Cintron, S (1,4) OBP: 0.353, SLG: 0.537	1-0 L5		2-0 F7				2-1 1B 1B		1-1 1B								5 1 2 1 0 0 1
Steve Finley, L (1,8) OBP: 0.366, SLG: 0.475	3-2 P2						0-1 G4-6-3 1B		1-1 1-3 1B								4 0 2 0 0 0 1
Luis Gonzalez, L (1,7) OBP: 0.384, SLG: 0.571		1-2 BB G1-2-3 2B					0-1 G4-6-3 1-2 F7		3-2 2-H 2B								4 0 2 1 0 0 3
David Dellucci, L (1,9) OBP: 0.347, SLG: 0.457		4-1 BB BB					2-3 K		0-3 K								3 0 0 0 1 3 1
Robby Hammock, R (1,5) OBP: 0.344, SLG: 0.629		0-3 K					1-0 HR		4-1 1B BB								3 1 1 1 1 1 2
Lyle Overbay, L (1,3) OBP: 0.374, SLG: 0.410		4-0 BB					2-2 F8 G3 2B		1-2 1-2 1B								2 1 2 0 1 0 0
Rod Barajas, R (1,2) OBP: 0.280, SLG: 0.402		0-1 G1-2-3					1-1 F8		2-3 K								4 0 0 0 0 1 7
Elmer Dessens, R (1,1) ERA: 5.38			2-1 G1-3				1-2 G3		0-0 L3								1 0 0 0 0 0 0
Carlos Edwards, S (5,PH) ERA: 3.93																	1 0 0 1 0 0 0
Oscar Villarreal, L (6,1) ERA: 3.93																	0 0 0 0 0 0 0
Mark Grace, L (6,PH) OBP: 0.334, SLG: 0.344																	1 0 0 0 0 0 2
Eddie Oropesa, L (7,1) ERA: 4.75																	0 0 0 0 0 0 0
Quinton McCracken, S (8,PH) ERA: 4.75																	1 0 0 0 0 0 1
Jose Valverde, R (9,1) ERA: 2.25																	0 0 0 0 0 0 0
Inning Stats	R: 0 H: 0 E: 0 LOB: 0 K: 0 BB: 0 S: 11 P: 18	R: 0 H: 1 E: 0 LOB: 2 K: 1 BB: 2 S: 10 P: 19	R: 0 H: 0 E: 0 LOB: 0 K: 0 BB: 0 S: 4 P: 9	R: 0 H: 1 E: 0 LOB: 0 K: 1 BB: 0 S: 8 P: 10	R: 3 H: 5 E: 0 LOB: 2 K: 0 BB: 0 S: 19 P: 29	R: 0 H: 1 E: 0 LOB: 1 K: 2 BB: 1 S: 12 P: 19	R: 1 H: 2 E: 0 LOB: 1 K: 1 BB: 0 S: 11 P: 17	R: 0 H: 0 E: 0 LOB: 0 K: 0 BB: 0 S: 7 P: 12	R: 2 H: 1 E: 1 LOB: 0 K: 0 BB: 1 S: 4 P: 11	1B: 4 SF: 0 2B: 4 SAC: 0 3B: 0 DP: 2 HR: 3 HBP: 1	WP: 1 PA: 38 PB: 0 SB: 0 CS: 0						
PITCHER	IP WLS BF H R ER SO BB IBB HBP BLK WP HR S P ERA WHIP																
Danny Graves, R (1,1) ERA: 5.17	5.2 26 8 3 3 4 3 0 0 0 0 0 2 63 103 4.76 1.941																
Gabe White, L (6,1) ERA: 3.93	1.1 H 6 2 1 1 1 0 0 0 0 0 0 12 18 6.75 1.500																
Scott Sullivan, R (8,1) ERA: 4.75	1.0 H 4 0 0 0 0 0 0 0 1 0 0 0 7 12 0.00 0.000																
Scott Williamson, R (9,1) ERA: 3.3	0.0 L 2 1 2 2 0 1 0 0 0 0 1 1 4 11 * *																

Cincinnati Reds @ Arizona Diamondbacks
Bank One Ballpark, Phoenix, AZ
Fri Jun 20 2003, 10:07 PM EDT
Att: 34,842 - Sunny - 79 F

AB	33
R	6
H	11
RBI	5
BB	4
SO	5
LOB	18



Batter	1	2	3	4	5	6	7	8	9	AB	R	H	RBI	BB	SO	LOB	TOP										
Barry Larkin, R (1,6) OBP: 0.360, SLG: 0.398	1-2 F8		1-0 P5			1-2 K		0-0 1B		4	0	1	0	0	1	1	Cincinnati Reds @ Arizona Diamondbacks Bank One Ballpark, Phoenix, AZ Sat Jun 21 2003, 10:05 PM EDT Att: 40,041 - Sunny - 79 F										
Jose Guillen, R (1,7) OBP: 0.404, SLG: 0.644	3-1 F9		1-0 1B			3-2 2B		1-3 1B		4	0	2	1	0	1	1											
Ken Griffey Jr., L (1,8) OBP: 0.360, SLG: 0.533	0-3 K					0-3 K		1-3 K		3	1	0	0	1	3	2											
Austin Kearns, R (1,9) OBP: 0.391, SLG: 0.504		1-3 K				0-3 K		1-2 G4-3 2B		4	0	1	0	0	2	2											
Aaron Boone, R (1,5) OBP: 0.340, SLG: 0.504	1-2 P4					0-3 K		0-0 G6-3		4	0	0	0	0	2	2											
Sean Casey, L (1,3) OBP: 0.344, SLG: 0.409	0-2 L5					2-2 1B		3-2 WP 1B		4	0	2	0	0	0	1											
Jason LaRue, R (1,2) OBP: 0.350, SLG: 0.492			0-0 WP 1B 2B			1-2 G3		2-0 F8		3	1	1	0	1	0	1											
Juan Castro, R (1,4) OBP: 0.275, SLG: 0.368			2-2 SH5-4 1B			0-0 F9		1-1 F8		4	1	1	1	0	0	3											
Jimmy Anderson, L (1,1) OBP: 0.333, SLG: 0.143			0-0 SH5-4			1-0 L8		1-1 F8		1	0	0	0	0	0	0											
Reggie Taylor, L (8, PH) OBP: 0.256, SLG: 0.367										1	0	0	0	0	0	0											
Felix Heredia, L (8, 1) OBP: 0.333, SLG: 0.333										0	0	0	0	0	0	0											
Inning Stats	R: 0 E: 0 K: 1 S: 8	H: 0 LOB: 0 BB: 0 P: 12	R: 0 E: 0 K: 1 S: 9	H: 0 LOB: 0 BB: 0 P: 11	R: 2 E: 0 K: 0 S: 9	H: 3 LOB: 1 BB: 0 P: 13	R: 1 E: 0 K: 2 S: 16	H: 1 LOB: 1 BB: 1 P: 21	R: 0 E: 0 K: 0 S: 7	H: 0 LOB: 0 BB: 0 P: 9	R: 0 E: 0 K: 2 S: 12	H: 1 LOB: 1 BB: 0 P: 17	R: 0 E: 0 K: 0 S: 7	H: 1 LOB: 1 BB: 0 P: 13	R: 0 E: 0 K: 2 S: 9	H: 1 LOB: 2 BB: 1 P: 22	R: 0 E: 0 K: 1 S: 14	H: 1 LOB: 2 BB: 1 P: 22	1B: 5 2B: 3 3B: 0 HR: 0	SF: 0 SAC: 1 DP: 0 HBP: 0	WP: 2 PB: 0 SB: 1 CS: 0	PA: 35					
PITCHER	IP	WLS	BF	H	R	ER	SO	BB	IBB	HBP	BLK	WP	HR	S	P	ERA	WHIP										
John Patterson, R (1, 1) ERA: 7.09	7.2	W	29	7	3	3	7	1	0	0	0	2	0	74	104	3.52	1.043										
Eddie Oropesa, L (8, 1) ERA: 3.5	0.1	H	1	0	0	0	1	0	0	0	0	0	0	3	4	0.00	0.000										
Jose Valverde, R (9, 1) ERA: 2.0	1.0	S	5	1	0	0	1	1	0	0	0	0	0	14	22	0.00	2.000										

Batter	1	2	3	4	5	6	7	8	9	AB	R	H	RBI	BB	SO	LOB	BOTTOM										
Tony Womack, L (1,6) OBP: 0.266, SLG: 0.340	0-1 G6-3	1-0 FC6-4				1-2 G3		1-0 G4-3		4	0	0	0	0	0	1	Cincinnati Reds @ Arizona Diamondbacks Bank One Ballpark, Phoenix, AZ Sat Jun 21 2003, 10:05 PM EDT Att: 40,041 - Sunny - 79 F										
Matt Kata, S (1,4) OBP: 0.316, SLG: 0.529	0-1 G5-3	1-3 K			0-2 L6			0-0 P4 2B		4	0	1	0	0	1	1											
Alex Cintron, S (1,5) OBP: 0.350, SLG: 0.524	4-0 BB 1B 2B BB		2-2 L9			1-1 P3		0-1 P4		3	1	0	0	1	0	1											
Luis Gonzalez, L (1,7) OBP: 0.383, SLG: 0.567	0-1 BB 2B 1B		0-1 F8			2-1 G3		2-0 G4-3		4	1	1	0	0	0	1											
Robby Hammock, R (1,9) OBP: 0.353, SLG: 0.609	4-1 2B PB BB		2-1 G6-3			0-0 G1-3		4-0 S IBB		2	1	0	0	2	0	0											
Steve Finley, L (1,8) OBP: 0.384, SLG: 0.475	1-2 PB 2B				0-1 G4-3		3-3 K	1-2 P5		4	0	1	2	0	1	2											
Lyle Overbay, L (1,3) OBP: 0.373, SLG: 0.415	1-3 2H 3H K				1-3 K		1-0 K			3	1	1	0	0	2	1											
Chad Moeller, R (1,2) OBP: 0.366, SLG: 0.496		3-2 L4			1-1 L6		0-0 2B HR			3	1	1	2	0	0	0											
John Patterson, R (1, 1) OBP: 0.111, SLG: 0.111		2-0 FC6-4 1B			1-1 G6-3		0-1 G4-3			3	0	1	0	0	0	0											
Eddie Oropesa, L (8, 1) ERA: 2.49										0	0	0	0	0	0	0											
Jose Valverde, R (9, 1) ERA: 2.49										0	0	0	0	0	0	0											
Inning Stats	R: 3 E: 0 K: 1 S: 14	H: 2 LOB: 1 BB: 2 P: 25	R: 0 E: 0 K: 1 S: 8	H: 1 LOB: 0 BB: 0 P: 15	R: 0 E: 0 K: 0 S: 7	H: 0 LOB: 0 BB: 0 P: 11	R: 0 E: 0 K: 1 S: 8	H: 0 LOB: 0 BB: 0 P: 10	R: 0 E: 0 K: 0 S: 5	H: 0 LOB: 0 BB: 0 P: 8	R: 2 E: 0 K: 1 S: 8	H: 2 LOB: 0 BB: 0 P: 13	R: 0 E: 0 K: 0 S: 7	H: 1 LOB: 2 BB: 1 P: 14	R: 0 E: 0 K: 0 S: 7	H: 1 LOB: 2 BB: 1 P: 14	1B: 2 2B: 3 3B: 0 HR: 1	SF: 0 SAC: 0 DP: 0 HBP: 0	WP: 0 PB: 1 SB: 1 CS: 0	PA: 33							
PITCHER	IP	WLS	BF	H	R	ER	SO	BB	IBB	HBP	BLK	WP	HR	S	P	ERA	WHIP										
Jimmy Anderson, L (1, 1) ERA: 7.22	7.0	L	28	5	4	4	4	2	0	0	0	0	0	58	92	5.14	1.000										
Felix Heredia, L (8, 1) ERA: 2.49	1.0		5	1	0	0	0	0	1	0	0	0	0	7	14	0.00	1.000										



Batter	1	2	3	4	5	6	7	8	9	10	11	12	13	14	AB	R	H	RBI	BB	SO	LOB	TOP						
Barry Larkin, R OBP: 0.352, SLG: 0.385 (1, 6)	G1-3		G4-6-3 1B		G4-3			F7			K			FC5-4 1B	7	1	2	2	0	1	3							
Jose Guillen, R OBP: 0.397, SLG: 0.623 (1, 7) (12, 9)			G4-6-3		G5-3			F7			L9			1B	6	0	2	0	1	0	5							
Ray Olmedo, S OBP: 0.266, SLG: 0.317 (14, 4)	1B							G4-3 BB						1B	0	1	0	0	0	0	0							
Ken Griffey Jr., L OBP: 0.382, SLG: 0.540 (1, 8)	K							G4-3						1B	5	1	2	0	2	2	2							
Austin Kearns, R OBP: 0.383, SLG: 0.492 (12, 1) (12, 1)								K						FC5 IBB	6	0	0	0	0	2	5							
Felix Heredia, L OBP: 0.333, SLG: 0.333 (14, PH)	F7		G1-3		L5			K			K			FC5 1B	1	0	1	2	0	0	0							
Kelly Stinnett, R OBP: 0.480 (14, 1)														1B	0	0	0	0	0	0	0							
Danny Graves, R OBP: 0.125, SLG: 0.125 (1, 5)														FC5	7	0	1	1	0	1	2							
Aaron Boone, R OBP: 0.338, SLG: 0.495 (1, 5)		G4-3			G6-3			L8			G5-3			K														
Sean Casey, L Wily Mo Peña, R Scott Williamson, R Scott Sullivan, R Reggie Taylor, L (1, 3) (8, 1) (16, PH) (16, 1) (12, 7) (14, 9)														K	4	1	2	1	0	0	2							
Jason LaRue, R OBP: 0.339, SLG: 0.474 (1, 2)		G3			G5-3			F8			G6-3			K	7	0	0	0	0	1	5							
Juan Castro, R OBP: 0.272, SLG: 0.380 (14, 3)								F9						L9	6	2	2	1	0	1	1							
Jimmy Haynes, R Kent Mercker, L Chris Reitsma, R Adam Dunn, R (1, 1) (7, 1) (7, 1) (8, PH) (8, 3) (14, 7)														FC5-4 BB	2	0	0	0	0	0	0							
Inning Stats	R: 0 E: 0 S: 10	H: 1 LOB: 1 BB: 0 P: 16	R: 2 E: 0 S: 14	H: 2 LOB: 0 BB: 0 P: 21	R: 0 E: 0 S: 7	H: 2 LOB: 1 BB: 0 P: 14	R: 0 E: 0 S: 4	H: 0 LOB: 0 BB: 0 P: 5	R: 0 E: 0 S: 8	H: 1 LOB: 1 BB: 1 P: 11	R: 0 E: 0 S: 5	H: 0 LOB: 0 BB: 0 P: 6	R: 0 E: 0 S: 14	H: 0 LOB: 1 BB: 1 P: 23	R: 2 E: 1 S: 15	H: 2 LOB: 2 BB: 1 P: 23	R: 0 E: 0 S: 10	H: 1 LOB: 0 BB: 0 P: 19	R: 0 E: 0 S: 7	H: 0 LOB: 0 BB: 0 P: 9	R: 0 E: 0 S: 7	H: 0 LOB: 0 BB: 0 P: 9	R: 3 E: 0 S: 27	H: 2 LOB: 2 BB: 2 P: 41	1B: 8 2B: 1 3B: 1 HR: 2	SF: 0 SAC: 1 DP: 2 HBP: 0	WP: 0 PB: 0 CS: 0	PA: 61
PITCHER	IP	WLS	BF	H	R	ER	SO	BB	IBB	HBP	BLK	WP	HR	S	P	ERA	WHIP											
Brett Tomko, R ERA: 5.73	(1, 1)	7.0	27	7	2	2	1	0	0	0	0	0	2	56	87	2.57	1.143											
28 Lance Painter, L ERA: 2.67	(8, 1)	0.2	3	0	0	0	0	1	0	0	0	0	0	10	17	0.00	1.500											
Cal Eldred, R ERA: 5.09	(8, 1)	1.0	5	1	2	0	1	0	0	0	0	0	0	13	18	0.00	1.000											
Steve Kline, L ERA: 3.94	(8, 1)	0.1	4	2	0	0	0	1	0	0	0	0	0	9	16	0.00	9.000											
44 Jason Isringhausen, R ERA: 0.00	(10, 1)	1.0	4	0	0	0	1	1	0	0	0	0	0	7	14	0.00	1.000											
PITCHER	IP	WLS	BF	H	R	ER	SO	BB	IBB	HBP	BLK	WP	HR	S	P	ERA	WHIP											
Kiko Calero, R ERA: 2.89	(11, 1)	2.0	7	0	0	0	4	0	0	0	0	0	0	16	29	0.00	0.500											
Jeff Fassero, L ERA: 7.16	(13, 1)	1.1	L	7	1	3	3	0	1	1	0	0	0	20	34	20.25	1.500											
Esteban Yan, R ERA: 7.43	(14, 1)	0.2	4	1	0	0	2	0	0	0	0	0	0	14	16	0.00	1.500											

Cincinnati Reds @ St. Louis Cardinals
Busch Stadium, St. Louis, MO
Tue Jun 24 2003, 7:10 PM CDT
Att. 33,352 - Sunny - 90 F

AB: 53
R: 7
H: 12
RBI: 7
BB: 7
SO: 9
LOB: 27



Batter	1	2	3	4	5	6	7	8	9	10	11	12	13	14	AB	R	H	RBI	BB	SO	LOB	BOTTOM					
Bo Hart, R OBP: 0.500, SLG: 0.720 (1, 4)	F9				K2-3									FC4	8	0	4	0	0	1	5						
J.D. Drew, L OBP: 0.384, SLG: 0.583 (11, 1)															5	0	1	0	1	1	5						
Kiko Calero, R OBP: 0.290, SLG: 0.250 (12, PH)															2B	0	0	0	0	0	0						
Wilson Delgado, S OBP: 0.242, SLG: 0.246 (13, 1)															1B	1	0	0	0	0	0						
Jeff Fassero, L ERA: 5.09 (14, 1)																0	0	0	0	0	0						
5 Albert Pujols, R OBP: 0.450, SLG: 0.719 (1, 7)																6	1	3	0	1	4						
15 Jim Edmonds, L OBP: 0.396, SLG: 0.623 (1, 8)																6	0	2	1	1	2						
27 Scott Roien, R OBP: 0.393, SLG: 0.522 (1, 5)																7	0	1	0	0	1						
Tino Martinez, L OBP: 0.336, SLG: 0.459 (1, 3)																7	2	4	3	0	0						
Edgar Renteria, R OBP: 0.392, SLG: 0.493 (1, 6)																5	0	0	0	2	1						
Joe Girardi, R OBP: 0.310, SLG: 0.059 (10, PH)																4	0	0	0	0	3						
Orlando Palmeiro, L OBP: 0.368, SLG: 0.370 (11, 9)																2	0	0	0	0	2						
Brett Tomko, R ERA: 5.73 (1, 1)																2	0	1	0	0	0						
Kerry Johnson, R ERA: 5.17 (8, 1)																1	1	1	0	0	0						
Cal Eldred, R ERA: 5.09 (8, 1)																1	1	0	0	0	0						
Steve Kline, L ERA: 3.94 (8, 1)																0	0	0	0	0	0						
44 Jason Isringhausen, R ERA: 0.00 (10, 1)																2	0	1	0	0	0						
Inning Stats	R: 0 E: 0 S: 13	H: 2 LOB: 2 BB: 0 P: 20	R: 0 E: 1 S: 12	H: 1 LOB: 2 BB: 1 P: 19	R: 0 E: 0 S: 10	H: 0 LOB: 3 BB: 1 P: 9	R: 0 E: 0 S: 7	H: 0 LOB: 0 BB: 0 P: 11	R: 1 E: 0 S: 14	H: 3 LOB: 2 BB: 0 P: 21	R: 1 E: 0 S: 9	H: 3 LOB: 2 BB: 0 P: 11	R: 2 E: 0 S: 8	H: 3 LOB: 0 BB: 1 P: 13	R: 0 E: 0 S: 12	H: 1 LOB: 1 BB: 0 P: 16	R: 0 E: 0 S: 7	H: 0 LOB: 0 BB: 0 P: 7	R: 0 E: 0 S: 5	H: 0 LOB: 0 BB: 0 P: 7	R: 0 E: 0 S: 11	H: 1 LOB: 2 BB: 0 P: 18	1B: 16 2B: 1 3B: 0 HR: 2	SF: 0 SAC: 0 DP: 3 HBP: 1	WP: 0 PB: 1 SB: 0 CS: 0	PA: 64	
PITCHER	IP	WLS	BF	H	R	ER	SO	BB	IBB	HBP	BLK	WP	HR	S	P	ERA	WHIP										
Jimmy Haynes, R ERA: 6.56	(1, 1)	6.0	26	8	1	4	4	0	0	0	0	0	0	58	99	1.50	2.000										
Kent Mercker, L ERA: 2.45	(7, 1)	0.1	H	1	0	0	0	0	0	0	0	0	0	4	7	0.00	0.000										
Chris Reitsma, R ERA: 5.11	(7, 1)	1.2	B	9	4	1	1	0	0	0	0	0	1	16	22	5.40	2.400										
Scott Williamson, R ERA: 3.77	(8, 1)	1.0	B	5	3	2	2	0	0	0	0	0	1	8	13	18.00	3.000										
Scott Sullivan, R ERA: 4.38	(10, 1)	2.0		9	2	0	0	1	1	0	0	0	0	28	40	0.00	1.500										
PITCHER	IP	WLS	BF	H	R	ER	SO	BB	IBB	HBP	BLK	WP	HR	S	P	ERA	WHIP										
Felix Heredia, L ERA: 2.38	(12, 1)	2.0	W	7	1	0	0	0	0	0	0	0	0	14	22	0.00	0.500										
Danny Graves, R ERA: 5.11	(14, 1)	1.0	S	5	1	0	0	1	0	0	0	0	0	11	18	0.00	1.000										

Cincinnati Reds @ St. Louis Cardinals
Busch Stadium, St. Louis, MO
Tue Jun 24 2003, 7:10 PM CDT
Att. 33,352 - Sunny - 90 F

AB: 58
R: 4
H: 19
RBI: 4
BB: 5
SO: 8
LOB: 37



Batter	1	2	3	4	5	6	7	8	9	AB	R	H	RBI	BB	SO	LOB	TOP										
Barry Larkin, R OBP: 0.365, SLG: 0.392 Ray Olmedo, S OBP: 0.283, SLG: 0.326 (5, PR)	F9		G6-3		HR		SF7	K		3	0	1	0	0	0	0	Cincinnati Reds @ St. Louis Cardinals Busch Stadium, St. Louis, MO Thu Jun 26 2003, 7:10 PM CDT Att: 34,738 - Cloudy - 77 F										
Jose Guillen, R OBP: 0.395, SLG: 0.630 (7, 7)	K		G2-3		HR		BB	FC5-4		5	1	2	2	0	1												
Ken Griffey Jr., L Chris Reitsma, R Kelly Stinnett, R OBP: 0.125, SLG: 0.125 OBP: 0.314, SLG: 0.450 (9, FH)	P5				G1-3		BB		K	3	0	1	1	1	0	1											
Sean Casey, L OBP: 0.350, SLG: 0.433 (1, 3)		P5	G4-3			G1-4-3	SF7		K	4	0	0	1	0	1	1											
Aaron Boone, R Brian Reith, R Austin Kearns, R OBP: 0.333, SLG: 0.490 OBP: 0.379, SLG: 0.483 (7, PH)	K			F9		G6-3	FC6-4	F9		3	0	0	0	0	1	0											
Adam Dunn, L Reggie Taylor, L OBP: 0.343, SLG: 0.509 OBP: 0.253, SLG: 0.357 (7, 8)	S	2B		K	1B		K			2	1	1	0	0	1	0											
Jason LaRue, R OBP: 0.342, SLG: 0.480 (1, 2)		2B		P4			FC6-4			4	1	2	2	0	0	3											
Juan Castro, R OBP: 0.272, SLG: 0.377 (1, 4)					F9	F8		F7		4	0	1	1	0	0	1											
Jimmy Anderson, L Russell Branyan, L OBP: 0.273, SLG: 0.111 OBP: 0.382, SLG: 0.346 (6, 5)	K				F7		1B	FC5-4		2	0	0	0	0	1	1											
							1B			2	1	2	0	0	0	0											
Inning Stats	R: 0 E: 0 K: 1 S: 9	H: 0 LOB: 0 BB: 0 P: 13	R: 2 E: 0 K: 2 S: 20	H: 3 LOB: 1 BB: 0 P: 29	R: 0 E: 0 K: 0 S: 8	H: 0 LOB: 1 BB: 1 P: 15	R: 0 E: 0 K: 1 S: 7	H: 0 LOB: 0 BB: 0 P: 11	R: 2 E: 0 K: 0 S: 10	H: 2 LOB: 1 BB: 0 P: 16	R: 1 E: 0 K: 0 S: 18	H: 2 LOB: 1 BB: 0 P: 23	R: 2 E: 0 K: 1 S: 20	H: 4 LOB: 1 BB: 1 P: 30	R: 0 E: 0 K: 1 S: 11	H: 1 LOB: 1 BB: 0 P: 18	R: 0 E: 0 K: 2 S: 7	H: 0 LOB: 0 BB: 0 P: 9	1B: 9 2B: 2 3B: 0 HR: 1	SF: 1 SAC: 0 DP: 0 HBP: 0	WP: 1 PB: 0 SB: 2 CS: 0	PA: 41					
PITCHER	IP	WLS	BF	H	R	ER	SO	BB	IBB	HBP	BLK	WP	HR	S	P	ERA	WHIP										
Woody Williams, R Steve Kline, L 2B Lance Painter, L Kiko Calero, R ERA: 2.97 ERA: 3.82 ERA: 3.12 ERA: 2.82	6.0	W	29	10	7	7	4	1	0	0	0	0	0	14	22	10.50	1.833										

Batter	1	2	3	4	5	6	7	8	9	AB	R	H	RBI	BB	SO	LOB	BOTTOM										
Bo Hart, R OBP: 0.528, SLG: 0.771 (1, 4)	G5-3				K					5	1	3	1	0	1	1	Cincinnati Reds @ St. Louis Cardinals Busch Stadium, St. Louis, MO Thu Jun 26 2003, 7:10 PM CDT Att: 34,738 - Cloudy - 77 F										
15 Jim Edmonds, L OBP: 0.398, SLG: 0.649 (1, 8)	K		G3		5		G3			5	1	2	4	0	1	2											
5 Albert Pujols, R OBP: 0.455, SLG: 0.718 (1, 7)	G5-3				27					5	2	4	0	0	0	0											
27 Scott Rolen, R OBP: 0.397, SLG: 0.531 (1, 5)					27					4	1	1	1	1	0	3											
Eduardo Perez, R J.D. Drew, L Kiko Calero, R OBP: 0.376, SLG: 0.460 OBP: 0.385, SLG: 0.579 OBP: 0.250, SLG: 0.250 (8, PH)										3	1	2	1	1	0	0											
Edgar Renteria, R Wilson Delgado, S OBP: 0.387, SLG: 0.488 OBP: 0.235, SLG: 0.238 (6, PH)										3	1	1	1	0	0	3											
Tino Martinez, L OBP: 0.341, SLG: 0.475 (1, 3)										4	2	3	3	0	0	0											
Mike Matheny, R OBP: 0.330, SLG: 0.387 (1, 2)										4	0	1	0	0	0	3											
Woody Williams, R Steve Kline, S Kerry Robinson, L 2B Lance Painter, L Orlando Palmeiro, L OBP: 0.359, SLG: 0.382 OBP: 4.58 OBP: 0.367, SLG: 0.370 (7, PH)										2	2	0	0	1	0	2											
										0	0	0	0	0	0	0											
Inning Stats	R: 0 E: 0 K: 1 S: 8	H: 0 LOB: 0 BB: 0 P: 10	R: 7 E: 0 K: 0 S: 25	H: 7 LOB: 2 BB: 2 P: 48	R: 1 E: 0 K: 0 S: 10	H: 2 LOB: 1 BB: 0 P: 16	R: 1 E: 0 K: 0 S: 9	H: 3 LOB: 2 BB: 0 P: 12	R: 2 E: 0 K: 1 S: 10	H: 3 LOB: 1 BB: 1 P: 21	R: 0 E: 0 K: 0 S: 6	H: 0 LOB: 0 BB: 0 P: 9	R: 0 E: 0 K: 1 S: 8	H: 1 LOB: 1 BB: 0 P: 13	R: 0 E: 0 K: 1 S: 12	H: 1 LOB: 1 BB: 0 P: 18	R: 0 E: 0 K: 1 S: 7	H: 0 LOB: 0 BB: 0 P: 9	1B: 12 2B: 3 3B: 0 HR: 2	SF: 0 SAC: 0 DP: 0 HBP: 0	WP: 0 PB: 1 SB: 0 CS: 0	PA: 42					
PITCHER	IP	WLS	BF	H	R	ER	SO	BB	IBB	HBP	BLK	WP	HR	S	P	ERA	WHIP										
Jimmy Anderson, L Brian Reith, R Chris Reitsma, R ERA: 8.84 ERA: 4.58 ERA: 4.78	5.0	L	31	15	11	11	2	3	0	0	0	0	0	6	9	0.00	0.000										



Batter	1	2	3	4	5	6	7	8	9	AB	R	H	RBI	BB	SO	LOB	TOP										
Barry Larkin, R OBP: 0.361, SLG: 0.381 (1, 6)	G5-3			F9				F9		3	0	0	0	1	0	0	Cincinnati Reds @ Cleveland Indians Jacobs Field, Cleveland, OH Fri Jun 27 2003, 7:05 PM EDT Att: 29,233 - Sunny - 75 F										
Jose Guillen, R OBP: 0.397, SLG: 0.632 (1, 9)	K			G4-3				F9		4	0	2	0	0	1	2											
Ken Griffey Jr., L OBP: 0.372, SLG: 0.532 (1, 10)	K			G4-3				K		4	0	0	0	0	3	4											
Austin Kearns, R OBP: 0.377, SLG: 0.480 (1, 8)		G1		G3						4	0	1	0	0	1	1											
Aaron Boone, R OBP: 0.329, SLG: 0.483 (1, 5)		G6-3						G1-6-3		4	0	0	0	0	1	1											
Sean Casey, L OBP: 0.352, SLG: 0.432 (1, 3)		G4-3								3	0	1	0	1	0	0											
Adam Dunn, L OBP: 0.345, SLG: 0.506 (1, 7)				P5						3	0	1	0	1	1	0											
Jason LaRue, R OBP: 0.341, SLG: 0.475 (1, 2)				G4-3						4	0	1	0	0	1	4											
Juan Castro, R OBP: 0.269, SLG: 0.373 (1, 4)				F9						2	0	0	0	0	1	0											
Inning Stats	R: 0 E: 0 K: 2 S: 8	H: 0 LOB: 0 BB: 0 P: 11	R: 0 E: 0 K: 0 S: 10	H: 0 LOB: 0 BB: 0 P: 15	R: 0 E: 0 K: 0 S: 6	H: 0 LOB: 0 BB: 0 P: 12	R: 0 E: 0 K: 0 S: 7	H: 1 LOB: 1 BB: 0 P: 11	R: 0 E: 0 K: 1 S: 11	H: 0 LOB: 0 BB: 0 P: 17	R: 0 E: 0 K: 1 S: 8	H: 1 LOB: 2 BB: 1 P: 14	R: 0 E: 0 K: 0 S: 11	H: 3 LOB: 2 BB: 0 P: 17	R: 0 E: 0 K: 2 S: 11	H: 1 LOB: 1 BB: 0 P: 14	R: 0 E: 0 K: 2 S: 11	H: 0 LOB: 2 BB: 2 P: 21	R: 0 E: 0 K: 2 S: 11	H: 0 LOB: 0 BB: 0 P: 21	1B: 5 2B: 1 3B: 0 HR: 0	SF: 0 SAC: 1 DP: 1 HBP: 0	WP: 1 PB: 0 SB: 0 CS: 0	PA: 35			
PITCHER	IP	WLS	BF	H	R	ER	SO	BB	IBB	HBP	BLK	WP	HR	S	P	ERA	WHIP										
Billy Traber, L ERA: 3.98 (1, 1)	7.0	W	26	5	0	0	5	1	0	0	0	0	0	61	97	0.00	0.857										
David Riske, R ERA: 3.31 (8, 1)	1.0	H	4	1	0	0	2	0	0	0	0	0	0	11	14	0.00	1.000										
Danys Baez, R ERA: 3.32 (9, 1)	1.0	S	5	0	0	0	2	2	0	0	0	1	0	11	21	0.00	2.000										

AB	31
R	0
H	6
RBI	0
BB	3
SO	9
LOB	12



Batter	1	2	3	4	5	6	7	8	9	AB	R	H	RBI	BB	SO	LOB	BOTTOM										
Coco Crisp, S OBP: 0.292, SLG: 0.322 (1, 7)	L7					G3				4	0	1	0	0	0	2	Cincinnati Reds @ Cleveland Indians Jacobs Field, Cleveland, OH Fri Jun 27 2003, 7:05 PM EDT Att: 29,233 - Sunny - 75 F										
Matt Lawton, L OBP: 0.326, SLG: 0.370 (1, 10)	G4-3			G4-3		L4				4	0	1	0	0	0	1											
Milton Bradley, S OBP: 0.450, SLG: 0.535 (1, 8)	K									3	1	1	0	1	2	1											
Jody Gerut, L OBP: 0.322, SLG: 0.494 (1, 9)		G3-1		G4-6-3						4	1	1	1	0	0	2											
Ben Broussard, L OBP: 0.317, SLG: 0.446 (1, 3)										4	0	0	0	0	2	2											
Ricky Gutierrez, R OBP: 0.250, SLG: 0.200 (1, 5)										2	1	1	1	1	0	1											
Tim Laker, R OBP: 0.286, SLG: 0.383 (1, 2)										3	0	0	0	0	0	3											
John McDonald, R OBP: 0.288, SLG: 0.350 (1, 6)										3	0	1	0	0	0	1											
Brandon Phillips, R OBP: 0.246, SLG: 0.310 (1, 4)										3	0	1	1	0	1	0											
Inning Stats	R: 0 E: 0 K: 1 S: 8	H: 0 LOB: 0 BB: 0 P: 10	R: 0 E: 0 K: 1 S: 8	H: 1 LOB: 1 BB: 0 P: 10	R: 0 E: 0 K: 0 S: 13	H: 1 LOB: 1 BB: 0 P: 16	R: 0 E: 0 K: 0 S: 4	H: 0 LOB: 0 BB: 1 P: 11	R: 0 E: 0 K: 0 S: 4	H: 0 LOB: 0 BB: 1 P: 8	R: 0 E: 0 K: 1 S: 7	H: 0 LOB: 0 BB: 0 P: 9	R: 3 E: 1 K: 0 S: 16	H: 4 LOB: 2 BB: 0 P: 24	R: 0 E: 0 K: 2 S: 11	H: 1 LOB: 1 BB: 0 P: 18	1B: 3 2B: 4 3B: 1 HR: 0	SF: 0 SAC: 0 DP: 2 HBP: 0	WP: 1 PB: 0 SB: 0 CS: 0	PA: 32							
PITCHER	IP	WLS	BF	H	R	ER	SO	BB	IBB	HBP	BLK	WP	HR	S	P	ERA	WHIP										
Danny Graves, R ERA: 4.93 (1, 1)	7.0	L	28	6	3	2	3	2	0	0	0	0	0	60	88	2.57	1.143										
Felix Heredia, L ERA: 2.28 (8, 1)	1.0		4	1	0	0	2	0	0	0	0	0	0	11	18	0.00	1.000										



Batter	1	2	3	4	5	6	7	8	9	AB	R	H	RBI	BB	SO	LOB	TOP					
Adam Dunn, L (1, 10) OBP: 0.349, SLG: 0.519										4	1	1	1	0	1	0	Cincinnati Reds @ Cleveland Indians Jacobs Field, Cleveland, OH Sun Jun 29 2003, 1:05 PM EDT Att: 28,433 - Overcast - 76 F					
Barry Larkin, R (1, 6) OBP: 0.352, SLG: 0.377										4	0	2	0	0	1	0						
Ken Griffey Jr., L (1, 8) OBP: 0.359, SLG: 0.504										3	0	0	0	1	1	2						
Jose Guillen, R (1, 9) Wily Mo Peña, R (9, PR) OBP: 0.401, SLG: 0.630 OBP: 0.340, SLG: 0.471 OBP: 0.114, SLG: 0.147										3	0	2	0	0	0	1						
Sean Casey, L (1, 3) OBP: 0.349, SLG: 0.425										4	0	0	0	0	0	4						
Russell Branyan, L (1, 5) OBP: 0.359, SLG: 0.355										4	0	0	0	0	2	2						
Jason LaRue, R (1, 2) Kelly Stinnett, R (7, PR) OBP: 0.340, SLG: 0.471 OBP: 0.303, SLG: 0.434										2	0	0	0	0	1	0						
Reggie Taylor, L (1, 7) OBP: 0.253, SLG: 0.345										2	0	0	0	1	2	1						
Juan Castro, R (1, 4) OBP: 0.264, SLG: 0.366										3	0	0	0	0	0	1						
Inning Stats	R: 0 E: 0 K: 3 S: 9	H: 0 LOB: 0 BB: 0 P: 13	R: 0 E: 0 K: 0 S: 5	H: 1 LOB: 0 BB: 0 P: 10	R: 0 E: 0 K: 0 S: 7	H: 0 LOB: 0 BB: 1 P: 14	R: 0 E: 0 K: 0 S: 11	H: 1 LOB: 2 BB: 1 P: 19	R: 0 E: 0 K: 2 S: 12	H: 0 LOB: 0 BB: 0 P: 16	R: 1 E: 0 K: 0 S: 11	H: 2 LOB: 1 BB: 0 P: 15	R: 0 E: 0 K: 2 S: 11	H: 0 LOB: 1 BB: 0 P: 16	R: 0 E: 0 K: 0 S: 8	H: 1 LOB: 1 BB: 0 P: 11		R: 0 E: 0 K: 1 S: 8	H: 0 LOB: 2 BB: 0 P: 15	1B: 3 2B: 1 3B: 0 HR: 1	SF: 0 SAC: 0 DP: 1 HBP: 2	WP: 0 PB: 0 SB: 1 CS: 1
PITCHER	IP WLS BF H R ER SO BB IBB HBP BLK WP HR S P ERA WHIP																					
Jason Davis, R (1, 1) ERA: 4.53	7.2 W 29 5 1 1 7 2 0 1 0 0 1 73 113 1.17 0.913																					
Terry Mulholland, L (8, 1) ERA: 3.74	0.1 H 1 0 0 0 0 0 0 0 0 0 0 0 1 1 0.00 0.000																					
Danyis Baez, R (9, 1) ERA: 3.6	1.0 S 4 0 0 0 1 0 0 0 1 0 0 0 8 15 0.00 0.000																					

Batter	1	2	3	4	5	6	7	8	9	AB	R	H	RBI	BB	SO	LOB	BOTTOM			
Coco Crisp, S (1, 10) OBP: 0.284, SLG: 0.288										3	1	0	0	1	0	3	Cincinnati Reds @ Cleveland Indians Jacobs Field, Cleveland, OH Sun Jun 29 2003, 1:05 PM EDT Att: 28,433 - Overcast - 76 F			
Matt Lawton, L (1, 7) OBP: 0.329, SLG: 0.390										2	0	0	0	2	0	0				
Milton Bradley, S (1, 8) OBP: 0.444, SLG: 0.523										4	0	0	0	0	0	2				
Jody Gerut, L (1, 9) OBP: 0.324, SLG: 0.491										3	0	1	0	1	0	1				
Ben Broussard, L (1, 3) OBP: 0.320, SLG: 0.434										2	1	0	0	2	0	2				
Ricky Gutierrez, R (1, 5) OBP: 0.263, SLG: 0.250										3	1	0	0	0	2	2				
41 Victor Martinez, S (1, 2) OBP: 0.143, SLG: 0.286										3	0	0	1	0	0	1				
John McDonald, R (1, 6) OBP: 0.288, SLG: 0.341										2	0	1	0	1	1	1				
Brandon Phillips, R (1, 4) OBP: 0.253, SLG: 0.321										3	0	2	1	0	0	1				
Inning Stats	R: 1 E: 1 K: 0 S: 13	H: 0 LOB: 1 BB: 3 P: 30	R: 0 E: 0 K: 1 S: 14	H: 1 LOB: 2 BB: 1 P: 22	R: 0 E: 0 K: 0 S: 7	H: 0 LOB: 0 BB: 0 P: 11	R: 2 E: 1 K: 1 S: 10	H: 1 LOB: 1 BB: 1 P: 15	R: 0 E: 0 K: 0 S: 11	H: 0 LOB: 0 BB: 0 P: 18	R: 0 E: 0 K: 0 S: 7	H: 0 LOB: 0 BB: 0 P: 10	R: 0 E: 0 K: 0 S: 12	H: 1 LOB: 0 BB: 0 P: 17	R: 0 E: 0 K: 1 S: 8	H: 0 LOB: 2 BB: 2 P: 20		1B: 3 2B: 0 3B: 1 HR: 0	SF: 0 SAC: 1 DP: 1 HBP: 0	WP: 0 PB: 0 SB: 0 CS: 2
PITCHER	IP WLS BF H R ER SO BB IBB HBP BLK WP HR S P ERA WHIP																			
Jimmy Haynes, R (1, 1) ERA: 5.9	6.0 L 25 3 3 0 0 5 0 0 0 0 0 0 62 106 0.00 1.333																			
Brian Reith, R (7, 1) ERA: 4.12	2.0 8 1 0 0 1 1 1 0 0 0 0 0 20 37 0.00 1.000																			


Batter	1	2	3	4	5	6	7	8	9	AB	R	H	RBI	BB	SO	LOB	TOP				
Barry Larkin, R OBP: 0.391, SLG: 0.383	2-1 FC1-5 2B	2-2 1B		0-2 G5-3		0-1 G6-3		2-3 K	1-1 F7	6	0	2	1	0	1	2	Cincinnati Reds @ Pittsburgh Pirates PNC Park, Pittsburgh, PA Tue Jul 01 2003, 7:05 PM EDT Att: 17,803 - Sunny - 83 F				
Jose Guillen, R OBP: 0.495, SLG: 0.642	0-1 FC1-5-6 2-3	1-1 1B		4-1 WP BB			0-3 K	3-1 1-H HR		4	1	2	2	1	1	1					
Ken Griffey Jr., L OBP: 0.360, SLG: 0.504	3-2 FC4-6 1B	2-2 F7		3-2 F9			4-2 BB 1B	1-0 2B		4	1	1	0	1	0	4					
Adam Dunn, L OBP: 0.356, SLG: 0.519	4-2 1B BB			0-1 WP 1B		0-0 F8	4-2 1B BB	4-0 IBB		2	0	1	0	3	0	0					
Aaron Boone, R OBP: 0.329, SLG: 0.477	0-2 1-2 2-3 1B			4-2 BB		2-2 P4	3-1 F9	1-1 F7		4	0	1	0	1	0	4					
Sean Casey, L OBP: 0.353, SLG: 0.428	2-1 L7			0-0 L7		1-2 1B	1-0 1-3 2-H 1B	2-2 SH1-3 1B		5	1	3	1	0	0	5					
Kelly Stinnett, R OBP: 0.290, SLG: 0.414		2-0 P5		0-0 F7		3-3 K	1-2 G1-3	1-0 SH1-3 1B		4	0	0	0	0	1	5					
Ray Olmedo, S OBP: 0.345, SLG: 0.400	3-2 SH3 1B			1-3 K		0-0 G6-3		1-2 FC1-6 1B	2-2 2-H 1B	5	1	3	1	0	1	2					
Danny Graves, R Reggie, R Felix Hernandez, R Scott Sullivan, R 37 Stephen Smitherman, R Scott Williamson, R	1-1 SH3			0-0 F8		1-3 K		0-0 FC1-6 1-2 HR	0-1 L8	2	0	0	0	0	1	0					
Inning Stats	R: 0 E: 1 K: 0 S: 18	H: 2 LOB: 3 BB: 1 P: 29	R: 1 E: 0 K: 0 S: 16	H: 3 LOB: 2 BB: 0 P: 26	R: 0 E: 0 K: 1 S: 15	H: 1 LOB: 2 BB: 1 P: 20	R: 0 E: 0 K: 0 S: 9	H: 0 LOB: 1 BB: 0 P: 16	R: 0 E: 0 K: 1 S: 11	H: 1 LOB: 1 BB: 0 P: 17	R: 1 E: 0 K: 1 S: 14	H: 1 LOB: 2 BB: 2 P: 27	R: 2 E: 0 K: 1 S: 17	H: 3 LOB: 1 BB: 1 P: 29	R: 1 E: 0 K: 0 S: 13	H: 2 LOB: 1 BB: 0 P: 18	1B: 10 2B: 2 3B: 0 HR: 1	SF: 0 SAC: 2 DP: 0 HBP: 0	WP: 2 PB: 2 SB: 0 CS: 0	PA: 46	
PITCHER	IP WLS BF H R ER SO BB IBB HBP BLK WP HR S P ERA WHIP	IP WLS BF H R ER SO BB IBB HBP BLK WP HR S P ERA WHIP	IP WLS BF H R ER SO BB IBB HBP BLK WP HR S P ERA WHIP	IP WLS BF H R ER SO BB IBB HBP BLK WP HR S P ERA WHIP	IP WLS BF H R ER SO BB IBB HBP BLK WP HR S P ERA WHIP	IP WLS BF H R ER SO BB IBB HBP BLK WP HR S P ERA WHIP	IP WLS BF H R ER SO BB IBB HBP BLK WP HR S P ERA WHIP	IP WLS BF H R ER SO BB IBB HBP BLK WP HR S P ERA WHIP	IP WLS BF H R ER SO BB IBB HBP BLK WP HR S P ERA WHIP	IP WLS BF H R ER SO BB IBB HBP BLK WP HR S P ERA WHIP	IP WLS BF H R ER SO BB IBB HBP BLK WP HR S P ERA WHIP	IP WLS BF H R ER SO BB IBB HBP BLK WP HR S P ERA WHIP	IP WLS BF H R ER SO BB IBB HBP BLK WP HR S P ERA WHIP	IP WLS BF H R ER SO BB IBB HBP BLK WP HR S P ERA WHIP	IP WLS BF H R ER SO BB IBB HBP BLK WP HR S P ERA WHIP	IP WLS BF H R ER SO BB IBB HBP BLK WP HR S P ERA WHIP	IP WLS BF H R ER SO BB IBB HBP BLK WP HR S P ERA WHIP	IP WLS BF H R ER SO BB IBB HBP BLK WP HR S P ERA WHIP	IP WLS BF H R ER SO BB IBB HBP BLK WP HR S P ERA WHIP	IP WLS BF H R ER SO BB IBB HBP BLK WP HR S P ERA WHIP	IP WLS BF H R ER SO BB IBB HBP BLK WP HR S P ERA WHIP

AB	38
R	5
H	13
RBI	5
BB	6
SO	5
LOB	25



Batter	1	2	3	4	5	6	7	8	9	AB	R	H	RBI	BB	SO	LOB	BOTTOM					
Kenny Lofton, L OBP: 0.337, SLG: 0.435	1-0 L3	2-1 FC6-2 18 S			1-0 P6		2-3 K		4-2 BB	4	0	0	0	0	1	2	Cincinnati Reds @ Pittsburgh Pirates PNC Park, Pittsburgh, PA Tue Jul 01 2003, 7:05 PM EDT Att: 17,803 - Sunny - 83 F					
Adam Hyzdu, R OBP: 0.358, SLG: 0.372		2-3 3-H F9			1-2 1B		3-1 G5-3		0-0 F9	5	1	2	0	0	0	4						
18 Jason Kendall, R OBP: 0.385, SLG: 0.394	1-1 HR 2B	2-2 F9			1-2 1B					4	1	3	2	0	0	1						
Brian Giles, L OBP: 0.450, SLG: 0.505	1-1 2-H HR			0-0 FC6-4 1B		0-1 L9		3-2 G5-4-3 1B		4	1	3	2	0	0	1						
Aramis Ramirez, R OBP: 0.340, SLG: 0.426	1-0 G6-3			1-0 F9		2-2 P6		1-2 G5-4-3		4	0	0	0	0	0	3						
Matt Stairs, L OBP: 0.356, SLG: 0.504	3-2 FC5-4 1B			1-2 F8		0-0 G5-4-3 1B		1-0 HR		4	1	3	1	0	0	1						
Reggie Sanders, R OBP: 0.309, SLG: 0.477	0-0 FC5-4			1-1 FC6-4		1-2 G5-4-3		2-1 G6-3		4	0	0	0	0	0	3						
Scott Sauerbeck, R	1-2 1-2			1-2		1-2				0	0	0	0	0	0	0						
2 Jack Wilson, R OBP: 0.290, SLG: 0.345		1-1 2B FC6-2 1B		0-1 G1-3		3-2 1B		1-2 F7		4	0	2	0	0	0	0						
Abraham Nunez, S OBP: 0.264, SLG: 0.248		2-2 FC6-2		0-1 F8		0-0 G1		0-1 G3		3	0	1	0	0	0	1						
Joe Beimel, L										0	0	0	0	0	0	0						
Mike Lincoln, R										0	0	0	0	0	0	0						
Julian Tavarez, L		1-3 2B								1	0	0	0	0	0	0						
Carlos Rivera, L OBP: 0.333, SLG: 0.462		2-3 K		2-1 P3						2	0	0	0	0	1	2						
Jeff D'Amico, R OBP: 0.125, SLG: 0.087										0	0	0	0	0	0	0						
16 Salomon Torres, R										0	0	0	0	0	0	0						
Jeff Reboulet, R OBP: 0.393, SLG: 0.402										2	0	1	0	0	0	0						
Inning Stats	R: 2 E: 0 K: 0 S: 11	H: 3 LOB: 1 BB: 0 P: 18	R: 0 E: 0 K: 1 S: 13	H: 2 LOB: 0 BB: 0 P: 22	R: 0 E: 0 K: 0 S: 7	H: 1 LOB: 1 BB: 0 P: 10	R: 0 E: 0 K: 0 S: 6	H: 0 LOB: 0 BB: 0 P: 8	R: 0 E: 0 K: 0 S: 10	H: 1 LOB: 1 BB: 0 P: 14	R: 0 E: 0 K: 0 S: 12	H: 2 LOB: 0 BB: 0 P: 16	R: 0 E: 0 K: 1 S: 8	H: 0 LOB: 0 BB: 0 P: 13	R: 1 E: 0 K: 0 S: 10	H: 2 LOB: 0 BB: 0 P: 17	R: 0 E: 0 K: 0 S: 12	H: 1 LOB: 2 BB: 1 P: 17	1B: 8 2B: 2 3B: 0 HR: 2	SF: 0 SAC: 0 DP: 2 HBP: 0	WP: 0 PB: 0 SB: 1 CS: 0	PA: 38
PITCHER	IP WLS BF H R ER SO BB IBB HBP BLK WP HR S P ERA WHIP	IP WLS BF H R ER SO BB IBB HBP BLK WP HR S P ERA WHIP	IP WLS BF H R ER SO BB IBB HBP BLK WP HR S P ERA WHIP	IP WLS BF H R ER SO BB IBB HBP BLK WP HR S P ERA WHIP	IP WLS BF H R ER SO BB IBB HBP BLK WP HR S P ERA WHIP	IP WLS BF H R ER SO BB IBB HBP BLK WP HR S P ERA WHIP	IP WLS BF H R ER SO BB IBB HBP BLK WP HR S P ERA WHIP	IP WLS BF H R ER SO BB IBB HBP BLK WP HR S P ERA WHIP	IP WLS BF H R ER SO BB IBB HBP BLK WP HR S P ERA WHIP	IP WLS BF H R ER SO BB IBB HBP BLK WP HR S P ERA WHIP	IP WLS BF H R ER SO BB IBB HBP BLK WP HR S P ERA WHIP	IP WLS BF H R ER SO BB IBB HBP BLK WP HR S P ERA WHIP	IP WLS BF H R ER SO BB IBB HBP BLK WP HR S P ERA WHIP	IP WLS BF H R ER SO BB IBB HBP BLK WP HR S P ERA WHIP	IP WLS BF H R ER SO BB IBB HBP BLK WP HR S P ERA WHIP	IP WLS BF H R ER SO BB IBB HBP BLK WP HR S P ERA WHIP	IP WLS BF H R ER SO BB IBB HBP BLK WP HR S P ERA WHIP	IP WLS BF H R ER SO BB IBB HBP BLK WP HR S P ERA WHIP	IP WLS BF H R ER SO BB IBB HBP BLK WP HR S P ERA WHIP	IP WLS BF H R ER SO BB IBB HBP BLK WP HR S P ERA WHIP	IP WLS BF H R ER SO BB IBB HBP BLK WP HR S P ERA WHIP	



Batter	1	2	3	4	5	6	7	8	9	AB	R	H	RBI	BB	SO	LOB	TOP					
Barry Larkin, R OBP: 0.345, SLG: 0.376 (1, 6)	G5-3		K			F8		G4-3	1B	5	0	1	1	0	1	0	Cincinnati Reds @ Pittsburgh Pirates PNC Park, Pittsburgh, PA Wed Jul 02 2003, 7:05 PM EDT Att: 15,322 - Sunny - 80 F					
Jose Guillen, R OBP: 0.495, SLG: 0.641 (1, 9)	G4-3		F8			K		K	1B	5	0	2	0	0	1	0						
Ken Griffey Jr., L OBP: 0.361, SLG: 0.504 (1, 8)	FC4-6 BB		G3-1			2B		F8	G3-1	4	0	1	0	1	0	3						
Adam Dunn, L OBP: 0.355, SLG: 0.512 (1, 7)	FC4-6 1-2				P6				BB	3	0	0	0	1	1	2						
Aaron Boone, R OBP: 0.328, SLG: 0.474 Juan Castro, R OBP: 0.264, SLG: 0.366 (8, 5)		1B 1B			F8			K	K	4	1	1	0	0	2	2						
Russell Branyan, L OBP: 0.395, SLG: 0.486 (1, 3)		SH2-3 G6-3-2 1B			K			HR	G3-6-1 1B	4	1	3	1	0	1	0						
Kelly Stinnett, R OBP: 0.309, SLG: 0.440 (1, 2)		SH2-3 1B				G5-4-3 1B		G4-3 2B	G3-6-1 1-2	4	0	3	1	0	0	1						
Ray Olmedo, S OBP: 0.345, SLG: 0.397 (1, 4)		SH2-3 1-2 2-3				G5-4-3 1-2		G4-3	2B 1B	3	1	1	0	0	0	2						
Paul Wilson, R Austri Kestris, R Scott Sullivan, R Felix Heredia, L Reggie Taylor, L Scott Williamson, R (11, 1) (7, PH) (7, 1) (8, 1) (9, PH) (9, 1)		G6-3-2 3-H				F8		G6-3	SAFE SAFE 1-H 1B 2B	2 1 0 0 0 0 0 0 1 1 1 1 0 0 0 0	0 0 0 0 0 0 0 0 0 0 0 0 0 0 0 0	0 0 0 0 0 0 0 0 0 0 0 0 0 0 0 0	0 0 0 0 0 0 0 0 0 0 0 0 0 0 0 0	0 0 0 0 0 0 0 0 0 0 0 0 0 0 0 0	0 0 0 0 0 0 0 0 0 0 0 0 0 0 0 0							
Inning Stats	R: 0 E: 0 K: 0 S: 6	H: 0 LOB: 1 BB: 1 P: 11	R: 1 E: 0 K: 0 S: 9	H: 3 LOB: 1 BB: 0 P: 10	R: 0 E: 0 K: 1 S: 8	H: 0 LOB: 0 BB: 0 P: 13	R: 0 E: 0 K: 1 S: 6	H: 0 LOB: 0 BB: 0 P: 10	R: 0 E: 0 K: 0 S: 13	H: 1 LOB: 0 BB: 0 P: 9	R: 1 E: 0 K: 1 S: 8	H: 2 LOB: 1 BB: 0 P: 11	R: 0 E: 0 K: 1 S: 13	H: 1 LOB: 2 BB: 1 P: 21	R: 2 E: 0 K: 0 S: 19	H: 5 LOB: 2 BB: 0 P: 32		1B: 8 2B: 5 3B: 0 HR: 1	SF: 0 SAC: 1 DP: 3 HBP: 0	WP: 0 PB: 0 SB: 0 CS: 0	PA: 39	
PITCHER	IP WLS BF H R ER SO BB IBB HBP BLK WP HR S P ERA WHIP	8.0 L 6 5 2 2 0 0 0 0 0 0 1 69 105 2.25 1.250	0.2 L 6 5 2 2 0 0 0 0 0 0 0 16 27 27.00 7.500	0.1 1 0 0 0 0 0 0 0 0 0 0 0 3 5 0.00 0.000																		

Batter	1	2	3	4	5	6	7	8	9	AB	R	H	RBI	BB	SO	LOB	BOTTOM						
18 Jason Kendall, R OBP: 0.393, SLG: 0.392 (1, 2)	F9		G6-3 1B		G5-3 1-2		F8			4	0	1	0	0	0	1	Cincinnati Reds @ Pittsburgh Pirates PNC Park, Pittsburgh, PA Wed Jul 02 2003, 7:05 PM EDT Att: 15,322 - Sunny - 80 F						
Jeff Reboulet, R OBP: 0.376, SLG: 0.385 (1, 4)	G6-3		G6-3 1-2			E6 2B		K		4	1	0	0	0	1	1							
Brian Giles, L OBP: 0.454, SLG: 0.527 (1, 8) (9, 7)					HR	BB 1-H 2B		K	K	3	1	2	2	1	1	0							
Matt Stairs, L OBP: 0.353, SLG: 0.493 Adam Hyzdu, R OBP: 0.359, SLG: 0.372 (1, 9) (9, 8)	P6				K	BB BB		K		3	0	0	0	1	2	1							
Aramis Ramirez, R OBP: 0.339, SLG: 0.427 (1, 5)					G4-3	F4			K	4	0	1	0	0	1	2							
Reggie Sanders, R OBP: 0.313, SLG: 0.475 (1, 7) (9, 9)			K		G5-3	G6-4-3 BB			1B	3	0	1	0	1	1	1							
Craig Wilson, R OBP: 0.351, SLG: 0.417 Carlos Rivera, L OBP: 0.313, SLG: 0.429 (1, 3) (8, 3)		G5-3				2 1B 3B		G6-4-3 1-2 2-3 BB	F7	3	1	1	0	0	0	4							
2 Jack Wilson, R OBP: 0.289, SLG: 0.344 (1, 6)		G5-3				18 G5-3 1B		G5-3	K	4	0	1	1	0	1	2							
Kip Wells, R OBP: 0.219, SLG: 0.375 Mike Williams, R Scott Sauerbeck, R (1, 1) (9, 1) (9, 1)					L6	B3		P3		3	0	0	0	0	0	1							
Inning Stats	R: 0 E: 0 K: 0 S: 10	H: 0 LOB: 1 BB: 1 P: 18	R: 0 E: 0 K: 1 S: 11	H: 1 LOB: 0 BB: 0 P: 17	R: 0 E: 0 K: 0 S: 7	H: 1 LOB: 0 BB: 0 P: 9	R: 1 E: 0 K: 1 S: 9	H: 1 LOB: 0 BB: 0 P: 15	R: 1 E: 0 K: 0 S: 13	H: 2 LOB: 1 BB: 0 P: 17	R: 1 E: 1 K: 0 S: 9	H: 1 LOB: 2 BB: 2 P: 23	R: 0 E: 0 K: 0 S: 7	H: 0 LOB: 0 BB: 0 P: 11	R: 0 E: 0 K: 3 S: 9	H: 0 LOB: 0 BB: 0 P: 11		R: 0 E: 0 K: 2 S: 9	H: 1 LOB: 1 BB: 0 P: 13	1B: 3 2B: 2 3B: 1 HR: 1	SF: 0 SAC: 0 DP: 2 HBP: 0	WP: 0 PB: 0 SB: 0 CS: 0	PA: 35
PITCHER	IP WLS BF H R ER SO BB IBB HBP BLK WP HR S P ERA WHIP	6.0 25 4 0 0 0 1 0 0 0 0 0 0 10 15 0.00 0.000	1.1 4 0 0 0 0 1 0 0 0 0 0 0 6 7 0.00 0.000	0.2 W 2 0 0 0 2 0 0 0 0 0 0 6 7 0.00 0.000	1.0 S 4 1 0 0 2 0 0 0 0 0 0 9 13 0.00 1.000																		



Batter	1	2	3	4	5	6	7	8	9	AB	R	H	RBI	BB	SO	LOB	TOP										
Barry Larkin, R OBP: 0.347, SLG: 0.385	G6-3		1B		G3-1		1B BB	G6-4-3		5	2	2	0	0	0	1	Cincinnati Reds @ Pittsburgh Pirates PNC Park, Pittsburgh, PA Thu Jul 03 2003, 7:05 PM EDT Att: 19,947 - Sunny - 83 F										
Jose Guillen, R OBP: 0.495, SLG: 0.636	K		G3-6-1 BB		G6-3		L8	2B 1B		5	1	2	1	0	1	1											
Ken Griffey Jr., L OBP: 0.368, SLG: 0.507	P5		G3-6-1 BB		G4-3		BB 1B	1B 2B		3	1	1	0	2	0	0											
Adam Dunn, L OBP: 0.359, SLG: 0.520		G4-3	G3-6-1			1B	BB	1B		4	1	2	0	1	0	2											
Aaron Boone, R OBP: 0.332, SLG: 0.474	E3		F8			2B 1B		G4-6-3		4	2	2	4	1	0	1											
Russell Branyan, L OBP: 0.417, SLG: 0.500	G6-3 BB				G4-3 BB		G4-3 2B	K		3	0	1	1	2	2	5											
Kelly Stinnett, R OBP: 0.304, SLG: 0.421	G6-3 BB		F8		F8		L7	G4-6-3		4	0	0	0	1	1	7											
Ray Olmedo, S OBP: 0.323, SLG: 0.371	G6-3		G4-3		G4-3		G4-3	G1		4	0	0	1	0	0	4											
Ryan Dempster, R OBP: 0.380, SLG: 0.542 John Riedling, R OBP: 0.290, SLG: 0.290 Reggie Sanders, R OBP: 0.316, SLG: 0.489 Todd Van Poppel, R OBP: 0.326, SLG: 0.475 Austin Kearns, R OBP: 0.310, SLG: 0.475 Brian Reith, R OBP: 0.310, SLG: 0.475	G6-3		K		K		B4-3	G6-4-3 1B		2	0	0	0	0	1	3											
Inning Stats	R: 0 E: 0 K: 1 S: 8	H: 0 LOB: 0 BB: 0 P: 16	R: 1 E: 1 K: 0 S: 20	H: 0 LOB: 2 BB: 2 P: 32	R: 1 E: 0 K: 0 S: 6	H: 2 LOB: 1 BB: 1 P: 15	R: 0 E: 0 K: 1 S: 9	H: 0 LOB: 1 BB: 1 P: 15	R: 0 E: 0 K: 0 S: 7	H: 0 LOB: 0 BB: 0 P: 8	R: 2 E: 0 K: 0 S: 9	H: 3 LOB: 1 BB: 0 P: 13	R: 1 E: 0 K: 2 S: 17	H: 2 LOB: 3 BB: 2 P: 32	R: 0 E: 0 K: 0 S: 4	H: 1 LOB: 0 BB: 0 P: 7		R: 2 E: 0 K: 1 S: 8	H: 3 LOB: 1 BB: 1 P: 17	1B: 7 2B: 3 3B: 1 HR: 0	SF: 0 SAC: 0 DP: 3 HBP: 0	WP: 0 PB: 0 SB: 1 CS: 0	PA: 43				
PITCHER	IP	WLS	BF	H	R	ER	SO	BB	IBB	HBP	BLK	WP	HR	S	P	ERA	WHIP										
Josh Fogg, R ERA: 4.43	5.0	W	24	5	4	3	2	4	0	0	0	0	0	55	92	5.40	1.800										
Mike Lincoln, R ERA: 5.4	1.1		5	1	1	1	0	0	0	0	0	0	0	10	16	6.75	0.750										
Scott Sauerbeck, L ERA: 4.5	0.1		4	1	0	0	1	2	0	0	0	0	0	8	20	0.00	9.000										
16 Salomon Torres, R ERA: 4.52	1.1	H	4	1	0	0	1	0	0	0	0	0	0	7	10	0.00	0.750										
Mike Williams, R ERA: 6.4	1.0	S	6	3	2	2	1	1	0	0	0	0	0	8	17	18.00	4.000										

AB	36
R	7
H	11
RBI	7
BB	7
SO	5
LOB	25



Batter	1	2	3	4	5	6	7	8	9	AB	R	H	RBI	BB	SO	LOB	BOTTOM										
18 Jason Kendall, R OBP: 0.389, SLG: 0.402	1B				FC5-4					3	1	2	0	0	0	1	Cincinnati Reds @ Pittsburgh Pirates PNC Park, Pittsburgh, PA Thu Jul 03 2003, 7:05 PM EDT Att: 19,947 - Sunny - 83 F										
Jeff Reboulet, R OBP: 0.371, SLG: 0.376	2B		G6-4-3		FC4-6		G5-3	P3		5	0	1	2	0	0	5											
Brian Giles, L OBP: 0.451, SLG: 0.521	P6		HR		K		F7			4	1	1	0	0	1	2											
Aramis Ramirez, R OBP: 0.338, SLG: 0.424	L7		F9		F9		F9			4	1	1	0	0	0	2											
Matt Stairs, L OBP: 0.357, SLG: 0.536	K		HR		HR		P6			4	2	2	4	0	1	1											
Reggie Sanders, R OBP: 0.316, SLG: 0.489			G5-3		G5-3		G6-3			4	1	2	1	0	0	0											
Carlos Rivera, L OBP: 0.250, SLG: 0.333	FC6-4		G4-3		G1		K			4	1	0	0	0	1	1											
2 Jack Wilson, R OBP: 0.292, SLG: 0.349	1B		SH3-4		F7		P4			4	1	2	0	0	0	0											
Josh Fogg, R OBP: 0.380, SLG: 0.542 John Riedling, R OBP: 0.290, SLG: 0.290 Scott Sauerbeck, R OBP: 0.326, SLG: 0.475 16 Salomon Torres, R OBP: 0.310, SLG: 0.475 Abraham Nunez, S OBP: 0.310, SLG: 0.475 Mike Williams, R OBP: 0.310, SLG: 0.475	SH		SH3-4		SH3-4		18 CS			1	0	1	0	0	0	0											
Inning Stats	R: 1 E: 0 K: 1 S: 11	H: 2 LOB: 1 BB: 0 P: 13	R: 1 E: 1 K: 0 S: 10	H: 2 LOB: 2 BB: 0 P: 16	R: 2 E: 0 K: 0 S: 9	H: 2 LOB: 0 BB: 0 P: 17	R: 1 E: 0 K: 1 S: 10	H: 1 LOB: 1 BB: 0 P: 18	R: 3 E: 0 K: 0 S: 18	H: 4 LOB: 1 BB: 0 P: 25	R: 0 E: 0 K: 0 S: 5	H: 0 LOB: 0 BB: 0 P: 5	R: 0 E: 0 K: 1 S: 11	H: 0 LOB: 0 BB: 0 P: 15	R: 0 E: 0 K: 0 S: 8	H: 1 LOB: 1 BB: 1 P: 18		1B: 6 2B: 3 3B: 0 HR: 3	SF: 0 SAC: 2 DP: 1 HBP: 2	WP: 0 PB: 0 SB: 0 CS: 1	PA: 38						
PITCHER	IP	WLS	BF	H	R	ER	SO	BB	IBB	HBP	BLK	WP	HR	S	P	ERA	WHIP										
Ryan Dempster, R ERA: 6.65	4.0	L	23	9	7	7	2	0	0	0	0	0	1	10	13	9.00	2.250										
John Riedling, R ERA: 6.63	1.0		5	2	1	1	0	0	0	0	0	0	0	10	13	9.00	2.000										
Todd Van Poppel, R ERA: 7.36	2.0		6	0	0	0	1	0	0	0	0	0	0	16	20	0.00	0.000										
Brian Reith, R ERA: 3.92	1.0		4	1	0	0	0	1	0	0	0	0	0	8	18	0.00	2.000										



Batter	1	2	3	4	5	6	7	8	9	AB	R	H	RBI	BB	SO	LOB	TOP										
Timo Perez, L (1, 8) OBP: 0.313, SLG: 0.315 Raul Gonzalez, R (7, PH) OBP: 0.356, SLG: 0.393	4-0 1B BB	3-2 2-4-5-2 3-H	1-0 1B SF7 1B		3-2 G6-3		2-0 1B HR 1B	0-0 E5		2	1	1	0	1	0	0											
Ty Wigginton, R (1, 5) OBP: 0.329, SLG: 0.424	1-1 F8		0-0 F9		2-3 K		0-0 1B HR 1B	2-3 K		5	1	1	0	0	2	4											
Jeremy Bumitz, L (1, 9) OBP: 0.344, SLG: 0.594	2-1 1B SAFE		2-0 1B SF7 1B		2-0 F9		0-0 1B HR 1B	2-2 F7		5	1	3	3	0	0	2											
Cliff Floyd, L (1, 7) OBP: 0.360, SLG: 0.513	0-2 P5		0-0 1B SF7 1B		1-1 F9 1B 2B		1-2 F9		1-0 F7	4	1	1	1	0	0	2											
Jason Phillips, R (1, 3) OBP: 0.397, SLG: 0.451	3-3 K		0-0 1B L9		1-0 F9 2B		1-2 E6 1B		2-3 K	5	0	0	0	0	2	4											
Vance Wilson, R (1, 2) OBP: 0.337, SLG: 0.448		4-0 SH5-4 E BB		0-3 K		0-1 1B CS		1-2 E 2B		4	1	3	1	1	1	0											
Rey Sanchez, R (1, 6) OBP: 0.253, SLG: 0.254		2-2 L8		1-1 L8		3-H G3-1 1B		1-2 E6 1B		5	0	1	0	0	0	4											
Joe McEwing, R (1, 4) OBP: 0.280, SLG: 0.267 Armando Benitez, R (9, 1)		2-2 E4 SH5-4		3-2 2B		1-2 1B SH1-4 1B		1-0 F7		5	1	2	0	0	0	2											
Tom Glavine, L (1, 1) OBP: 0.179, SLG: 0.185 Tony Clark, S (8, PH) OBP: 0.278, SLG: 0.474 John Franco, L (8, 1) David Weathers, R (9, 1) Jay Bell, R (9, 4) OBP: 0.407, SLG: 0.217		0-0 SH5-4		0-0 G5-3		0-1 SH1-4		0-0 2B		1	0	0	0	0	0	1											
Inning Stats	R: 0 E: 0 K: 1 S: 12	H: 1 LOB: 2 BB: 1 P: 22	R: 0 E: 1 K: 0 S: 11	H: 0 LOB: 2 BB: 1 P: 22	R: 1 E: 0 K: 0 S: 5	H: 2 LOB: 1 BB: 0 P: 8	R: 0 E: 0 K: 1 S: 11	H: 1 LOB: 1 BB: 0 P: 15	R: 0 E: 0 K: 1 S: 7	H: 0 LOB: 0 BB: 0 P: 14	R: 1 E: 0 K: 0 S: 8	H: 2 LOB: 0 BB: 0 P: 12	R: 4 E: 1 K: 0 S: 18	H: 5 LOB: 2 BB: 0 P: 24	R: 0 E: 1 K: 1 S: 9	H: 1 LOB: 2 BB: 0 P: 14	R: 1 E: 1 K: 1 S: 15	H: 2 LOB: 1 BB: 0 P: 24	1B: 9 2B: 4 3B: 0 HR: 1	SF: 1 SAC: 2 DP: 0 HBP: 0	WP: 0 PB: 0 SB: 0 CS: 1	PA: 44					
PITCHER	IP	WLS	BF	H	R	ER	SO	BB	IBB	HBP	BLK	WP	HR	S	P	ERA	WHIP										
Jimmy Haynes, R (1, 1) ERA: 5.75	6.1	L	28	7	3	3	3	2	0	0	0	0	0	58	98	4.26	1.421										
Felix Heredia, L (7, 1) ERA: 3.28	0.1		5	3	3	3	0	0	0	0	0	0	1	9	13	81.00	9.000										
Scott Sullivan, R (7, 1) ERA: 4.17	0.1		2	1	0	0	0	0	0	0	0	0	0	5	6	0.00	3.000										
John Riedling, R (8, 1) ERA: 6.39	2.0		10	3	1	0	2	0	0	0	0	0	0	24	38	0.00	1.500										

New York Mets @ Cincinnati Reds
Great American Ball Park, Cincinnati, OH
Fri Jul 04, 2003, 1:15 PM EDT
Att: 35,111 - Cloudy - 86 F

AB 39
R 7
H 14
RBI 6
BB 2
SO 5
LOB 20



Batter	1	2	3	4	5	6	7	8	9	AB	R	H	RBI	BB	SO	LOB	BOTTOM										
Ray Olmedo, S (1, 6) OBP: 0.318, SLG: 0.364 Ken Griffey Jr., L (9, PH) OBP: 0.366, SLG: 0.503	2-1 G5-3		0-0 FC6-4 1-2		0-0 1B			0-1 L6	2-3 K	4	0	1	0	0	0	1											
Jose Guillen, R (1, 9) OBP: 0.411, SLG: 0.665	2-2 F8		1-0 HR		3-2 1B		1-1 HR			4	2	3	2	0	0	0											
Adam Dunn, L (1, 7) OBP: 0.354, SLG: 0.512	3-3 K		3-2 G4-3		3-1 G4-3		2-2 G1-3			4	0	0	0	0	1	2											
Austin Kearns, R (1, 8) OBP: 0.370, SLG: 0.468		3-3 K		3-2 G5-3		0-0 G6-3		0-1 G6-3		4	0	0	0	0	1	0											
Aaron Boone, R (1, 5) OBP: 0.331, SLG: 0.470		1-1 F8		1-0 BB HBP		0-1 G6-3		2-2 F7		3	0	0	0	0	0	0											
Sean Casey, L (1, 3) OBP: 0.355, SLG: 0.427		0-2 G5-3		4-2 BB		1-1 F7		1-0 BB 1B		3	0	1	0	1	0	0											
Jason LaRue, R (1, 2) OBP: 0.339, SLG: 0.468 Kelly Stinnett, R (4, PH) OBP: 0.305, SLG: 0.418			1-2 F7		0-2 K		1-3 K		0-2 BB 1B	1	0	0	0	0	0	0											
Juan Castro, R (1, 4) OBP: 0.260, SLG: 0.360 Reggie Taylor, L (9, PH) OBP: 0.255, SLG: 0.352			2-1 F9		1-1 F9		0-1 G6-3		3-3 K	3	0	0	0	0	0	0											
Jimmy Haynes, R (1, 1) ERA: 4.64 Felix Heredia, L (7, 1) ERA: 3.09 Scott Sullivan, R (7, 1) ERA: 3.09 Wily Mo Peña, R (7, PH) OBP: 0.313, SLG: 0.375 John Riedling, R (8, 1) ERA: 6.39 Russell Brannan, L (9, PH) OBP: 0.420, SLG: 0.500			1-0 FC6-4 1B		2-3 K		0-0 F8		4-2 BB	2	0	1	0	0	1	0											
Inning Stats	R: 0 E: 0 K: 1 S: 8	H: 0 LOB: 0 BB: 0 P: 15	R: 0 E: 0 K: 1 S: 10	H: 0 LOB: 0 BB: 0 P: 14	R: 0 E: 0 K: 0 S: 7	H: 1 LOB: 1 BB: 0 P: 11	R: 1 E: 0 K: 1 S: 14	H: 1 LOB: 2 BB: 1 P: 26	R: 0 E: 0 K: 0 S: 5	H: 0 LOB: 0 BB: 0 P: 6	R: 0 E: 0 K: 1 S: 6	H: 0 LOB: 0 BB: 0 P: 7	R: 1 E: 0 K: 0 S: 10	H: 1 LOB: 2 BB: 0 P: 13	R: 0 E: 2 K: 2 S: 15	H: 2 LOB: 3 BB: 1 P: 27	1B: 5 2B: 0 3B: 0 HR: 2	SF: 0 SAC: 0 DP: 0 HBP: 1	WP: 0 PB: 0 SB: 0 CS: 0	PA: 37							
PITCHER	IP	WLS	BF	H	R	ER	SO	BB	IBB	HBP	BLK	WP	HR	S	P	ERA	WHIP										
Tom Glavine, L (1, 1) ERA: 4.64	7.0	W	27	4	1	1	5	1	0	0	0	0	0	62	100	1.29	0.714										
John Franco, L (8, 1) ERA: 3.09	1.0		4	1	1	1	0	0	0	0	0	0	1	10	13	9.00	1.000										
David Weathers, R (9, 1) ERA: 3.35	0.2		5	2	0	0	1	1	0	0	0	0	0	12	22	0.00	4.500										
Armando Benitez, R (9, 1) ERA: 3.18	0.1	S	1	0	0	0	1	0	0	0	0	0	0	3	5	0.00	0.000										

New York Mets @ Cincinnati Reds
Great American Ball Park, Cincinnati, OH
Fri Jul 04, 2003, 1:15 PM EDT
Att: 35,111 - Cloudy - 86 F

AB 34
R 2
H 7
RBI 2
BB 2
SO 7
LOB 10



Batter	1	2	3	4	5	6	7	8	9	AB	R	H	RBI	BB	SO	LOB	TOP										
Timo Perez, L OBP: 0.320, SLG: 0.360 (1, 8)										5	2	3	3	0	0	0	New York Mets @ Cincinnati Reds Great American Ball Park, Cincinnati, OH Sun Jul 06 2003, 1:15 PM EDT Att: 31,054 - Cloudy - 83 F										
Joe McEwing, R OBP: 0.289, SLG: 0.256 (1, 4)										5	0	0	0	0	2	2											
Jeremy Burnitz, L OBP: 0.357, SLG: 0.615 (1, 9)										3	2	1	1	2	0	0											
Cliff Floyd, L OBP: 0.361, SLG: 0.522 Jaime Cerda, L (8, 1)										3	0	0	0	1	1	2											
Jay Bell, R OBP: 0.395, SLG: 0.203 Armando Benitez, R (9, 1)										1	0	0	0	0	0	2											
Ty Wigginton, R OBP: 0.328, SLG: 0.423 (1, 5)										4	0	1	2	0	0	1											
Jason Phillips, R OBP: 0.385, SLG: 0.435 (1, 2)										4	0	0	0	0	1	1											
Tony Clark, S OBP: 0.284, SLG: 0.496 (1, 3)										4	1	2	1	0	0	0											
Rey Sanchez, R OBP: 0.247, SLG: 0.247 (1, 6)										4	0	1	0	0	0	1											
Aaron Heilman, R (1, 1) Roger Cedeno, S OBP: 0.331, SLG: 0.360 (5, PH) Pedro Feliciano, L (5, 1) Raul Gonzalez, R OBP: 0.368, SLG: 0.418 (8, 7)										1	0	0	0	0	1	1											
Inning Stats	R: 1 E: 0 K: 0 S: 9	H: 1 LOB: 1 BB: 1 P: 20	R: 0 E: 0 K: 1 S: 9	H: 1 LOB: 1 BB: 0 P: 13	R: 1 E: 0 K: 2 S: 10	H: 1 LOB: 0 BB: 0 P: 15	R: 0 E: 0 K: 1 S: 7	H: 0 LOB: 0 BB: 0 P: 13	R: 0 E: 0 K: 1 S: 6	H: 0 LOB: 0 BB: 0 P: 9	R: 0 E: 0 K: 0 S: 8	H: 1 LOB: 1 BB: 0 P: 7	R: 0 E: 1 K: 0 S: 16	H: 3 LOB: 1 BB: 1 P: 26	R: 2 E: 0 K: 0 S: 15	H: 3 LOB: 2 BB: 1 P: 29	1B: 4 2B: 3 3B: 0 HR: 3	SF: 0 SAC: 0 DP: 0 HBP: 0	WP: 0 PB: 0 SB: 0 CS: 0	PA: 40							
PITCHER	IP	WLS	BF	H	R	ER	SO	BB	IBB	HBP	BLK	WP	HR	S	P	ERA	WHIP										
Paul Wilson, R ERA: 4.4 Todd Van Poppel, R ERA: 9.0 Scott Williamson, R ERA: 3.38 Brian Reith, R ERA: 4.57	7.0		26	4	2	2	5	1	0	0	0	0	2	55	90	2.57	0.714										

Batter	1	2	3	4	5	6	7	8	9	AB	R	H	RBI	BB	SO	LOB	BOTTOM										
Barry Larkin, R OBP: 0.346, SLG: 0.388 (1, 6)										5	0	1	0	0	1	2	New York Mets @ Cincinnati Reds Great American Ball Park, Cincinnati, OH Sun Jul 06 2003, 1:15 PM EDT Att: 31,054 - Cloudy - 83 F										
Sean Casey, L OBP: 0.351, SLG: 0.429 (1, 3)										4	2	1	1	1	0	1											
Jose Guillen, R OBP: 0.404, SLG: 0.650 (1, 9)										5	1	1	0	0	1	1											
Austin Kearns, R OBP: 0.366, SLG: 0.459 (1, 8)										4	0	1	1	1	1	1											
Aaron Boone, R OBP: 0.331, SLG: 0.469 (1, 5)										5	0	1	0	0	1	4											
Adam Dunn, L OBP: 0.358, SLG: 0.521 (1, 7)										3	2	2	1	1	0	1											
Kelly Stinnett, R OBP: 0.310, SLG: 0.443 (1, 2)										4	0	1	1	0	0	2											
Juan Castro, R OBP: 0.276, SLG: 0.367 (1, 4)										2	0	2	1	2	0	0											
Paul Wilson, R OBP: 0.094, SLG: 0.067 Todd Van Poppel, R ERA: 3.33 Scott Williamson, R (8, 1) Reggie Taylor, L OBP: 0.247, SLG: 0.344 Brian Reith, R (9, 1)										2	0	0	0	0	2	4											
Inning Stats	R: 0 E: 0 K: 0 S: 12	H: 1 LOB: 2 BB: 1 P: 23	R: 1 E: 0 K: 1 S: 13	H: 1 LOB: 1 BB: 1 P: 24	R: 3 E: 0 K: 2 S: 16	H: 3 LOB: 2 BB: 2 P: 34	R: 1 E: 0 K: 0 S: 8	H: 1 LOB: 0 BB: 0 P: 13	R: 0 E: 0 K: 1 S: 9	H: 2 LOB: 2 BB: 0 P: 11	R: 0 E: 0 K: 0 S: 10	H: 0 LOB: 0 BB: 0 P: 13	R: 0 E: 0 K: 1 S: 8	H: 1 LOB: 1 BB: 0 P: 9	R: 0 E: 0 K: 0 S: 5	H: 0 LOB: 0 BB: 1 P: 13		R: 0 E: 0 K: 1 S: 10	H: 1 LOB: 1 BB: 0 P: 11	1B: 6 2B: 2 3B: 0 HR: 2	SF: 0 SAC: 1 DP: 1 HBP: 0	WP: 0 PB: 0 SB: 0 CS: 0	PA: 41				
PITCHER	IP	WLS	BF	H	R	ER	SO	BB	IBB	HBP	BLK	WP	HR	S	P	ERA	WHIP										
Aaron Heilman, R ERA: 4.76 Pedro Feliciano, L ERA: 3.33 Jaime Cerda, L ERA: 7.85 Armando Benitez, R ERA: 3.11	4.0		22	6	5	5	3	3	1	0	0	0	2	49	94	11.25	2.250										

Batter	1	2	3	4	5	6	7	8	9	AB	R	H	RBI	BB	SO	LOB	TOP					
Barry Larkin, R OBP: 0.340, SLG: 0.378	G5-3		G5-3							5	0	2	1	0	1	1	Cincinnati Reds @ Houston Astros Minute Maid Park, Houston, TX Tue Jul 08 2003, 7:05 PM CDT Att: 29,091 - Dome - 72 F					
Jose Guillen, R OBP: 0.394, SLG: 0.628	G4-3		F9							5	0	0	0	0	2	3						
Ken Griffey Jr., L OBP: 0.361, SLG: 0.507	K		F9							3	1	1	1	0	1	0						
Adam Dunn, L OBP: 0.355, SLG: 0.524										4	1	1	1	0	0	1						
Aaron Boone, R OBP: 0.336, SLG: 0.470										3	0	1	0	0	0	0						
Sean Casey, L OBP: 0.346, SLG: 0.422										2	0	0	0	0	0	0						
Austin Kearns, R OBP: 0.364, SLG: 0.455										2	0	0	0	0	1	3						
D'Angelo Jimenez, S OBP: 0.334, SLG: 0.499										3	1	1	0	1	0	3						
Brian Reith, R										0	0	0	0	0	0	0						
Kelly Stinnett, R OBP: 0.308, SLG: 0.438										3	0	1	0	0	0	1						
Jimmy Haynes, R OBP: 0.278, SLG: 0.333										2	0	0	0	0	1	3						
Scott Sullivan, R										0	0	0	0	0	0	0						
Russell Branyan, L OBP: 0.423, SLG: 0.488										1	0	0	0	0	1	1						
Chris Reitsma, R OBP: 0.125, SLG: 0.125										0	0	0	0	0	0	0						
Juan Castro, R OBP: 0.274, SLG: 0.365										1	0	0	0	0	0	0						
Inning Stats	R: 0 E: 0 K: 1 S: 8	H: 0 LOB: 0 BB: 0 P: 12	R: 1 E: 0 K: 0 S: 20	H: 1 LOB: 2 BB: 1 P: 31	R: 0 E: 0 K: 0 S: 6	H: 0 LOB: 0 BB: 0 P: 10	R: 0 E: 0 K: 0 S: 8	H: 0 LOB: 0 BB: 0 P: 13	R: 1 E: 0 K: 1 S: 16	H: 2 LOB: 1 BB: 0 P: 23	R: 0 E: 0 K: 1 S: 14	H: 1 LOB: 2 BB: 0 P: 24	R: 0 E: 0 K: 3 S: 12	H: 1 LOB: 1 BB: 0 P: 16	R: 1 E: 0 K: 0 S: 14	H: 1 LOB: 1 BB: 0 P: 24	R: 0 E: 0 K: 0 S: 10	H: 1 LOB: 1 BB: 0 P: 13	1B: 4 2B: 1 3B: 0 HR: 2	SF: 0 SAC: 0 DP: 0 HBP: 3	WP: 1 PB: 0 SB: 0 CS: 0	PA: 38
PITCHER	IP WLS BF H R ER SO BB IBB HBP BLK WP HR S P ERA WHIP																					
Tim Redding, R ERA: 4.02	5.2 W 24 4 2 2 4 1 0 2 0 1 1 70 108 3.18 0.882																					
Mike Gallo, L ERA	0.1 H 1 0 0 0 0 0 0 0 0 0 0 2 5 0.00 0.000																					
Octavio Dotel, R ERA: 1.95	1.0 4 1 0 0 3 0 0 0 0 0 0 12 16 0.00 1.000																					
Pete Munro, R ERA: 4.84	0.2 4 1 1 1 0 0 0 1 0 0 1 11 19 13.50 1.500																					
Billy Wagner, L ERA: 2.36	1.1 S 5 1 0 0 0 0 0 0 0 0 0 13 18 0.00 0.750																					

AB 34
R 3
H 7
RBI 3
BB 1
SO 7
LOB 16



Batter	1	2	3	4	5	6	7	8	9	AB	R	H	RBI	BB	SO	LOB	BOTTOM			
Craig Biggio, R OBP: 0.347, SLG: 0.413	G6-3		G5-3							4	1	1	1	1	0	0	Cincinnati Reds @ Houston Astros Minute Maid Park, Houston, TX Tue Jul 08 2003, 7:05 PM CDT Att: 29,091 - Dome - 72 F			
Geoff Blum, S OBP: 0.317, SLG: 0.442	B1-3		G3							5	0	1	1	0	3					
5 Jeff Bagwell, R OBP: 0.353, SLG: 0.454										1	1	0	0	3	0	1				
17 Lance Berkman, S OBP: 0.393, SLG: 0.485										4	0	1	1	0	2	2				
Richard Hidalgo, R OBP: 0.386, SLG: 0.547										4	1	1	0	0	0	1				
Morgan Ensberg, R OBP: 0.412, SLG: 0.635										3	1	1	2	1	1	0				
Billy Wagner, L										0	0	0	0	0	0	0				
Brad Ausmus, R OBP: 0.275, SLG: 0.264										4	0	0	0	0	1	1				
28 Adam Everett, R OBP: 0.303, SLG: 0.373										2	1	0	0	2	1	0				
Tim Redding, R OBP: 0.179, SLG: 0.185										2	0	0	0	0	2	2				
Mike Gallo, L ERA: 4.04										0	0	0	0	0	0	0				
Orlando Merced, S OBP: 0.305, SLG: 0.395										1	1	1	0	0	0	0				
Octavio Dotel, R										0	0	0	0	0	0	0				
Pete Munro, R										0	0	0	0	0	0	0				
4 Eric Bruntlett, R OBP: 0.238, SLG: 0.429										1	0	1	0	0	0	0				
Inning Stats	R: 0 E: 0 K: 1 S: 8	H: 0 LOB: 1 BB: 1 P: 14	R: 2 E: 0 K: 3 S: 15	H: 2 LOB: 0 BB: 0 P: 24	R: 0 E: 0 K: 1 S: 7	H: 0 LOB: 2 BB: 1 P: 17	R: 0 E: 0 K: 1 S: 6	H: 0 LOB: 2 BB: 2 P: 18	R: 1 E: 0 K: 0 S: 8	H: 1 LOB: 1 BB: 1 P: 14	R: 3 E: 2 K: 0 S: 21	H: 3 LOB: 1 BB: 0 P: 32	R: 0 E: 0 K: 1 S: 16	H: 0 LOB: 0 BB: 0 P: 21	R: 0 E: 0 K: 0 S: 10	H: 1 LOB: 2 BB: 2 P: 22	1B: 3 2B: 3 3B: 0 HR: 1	SF: 0 SAC: 0 DP: 1 HBP: 0	WP: 0 PB: 0 SB: 2 CS: 0	PA: 38
PITCHER	IP WLS BF H R ER SO BB IBB HBP BLK WP HR S P ERA WHIP																			
Jimmy Haynes, R ERA: 5.67	5.2 L 29 6 6 3 6 4 1 0 0 0 0 0 63 116 4.76 1.765																			
Scott Sullivan, R ERA: 4.04	0.1 1 0 0 0 0 0 0 0 0 0 0 2 3 0.00 0.000																			
Chris Reitsma, R ERA: 4.82	1.0 3 0 0 0 1 0 0 0 0 0 0 16 21 0.00 0.000																			
Brian Reith, R ERA: 4.37	1.0 5 1 0 0 0 1 1 0 0 0 0 10 22 0.00 2.000																			

AB 31
R 6
H 7
RBI 6
BB 7
SO 7
LOB 10



Batter	1	2	3	4	5	6	7	8	9	AB	R	H	RBI	BB	SO	LOB	TOP																				
D'Angelo Jimenez, S OBP: 0.335, SLG: 0.408	(1.4) F8		(2) P4			(1) 1B		(1) G6-3		4	1	1	0	0	0	1	Cincinnati Reds @ Houston Astros Minute Maid Park, Houston, TX Thu Jul 10 2003, 7:05 PM CDT Att: 28,712 - Dome - 72 F																				
Adam Dunn, L OBP: 0.350, SLG: 0.511	(1.7) F7		(3) P6			(1) 1B		(2) K		4	0	0	0	0	2	2																					
Jose Guillen, R OBP: 0.390, SLG: 0.616	(1.9) F8				(1) F7			(3) F9		4	0	1	1	0	0	0																					
Ken Griffey Jr., L OBP: 0.366, SLG: 0.542 Reggie Taylor, L OBP: 0.250, SLG: 0.354					(2) P1			(1) K		2	1	1	1	1	0	0																					
Aaron Boone, R OBP: 0.330, SLG: 0.460 Russell Branyan, L OBP: 0.386, SLG: 0.435					(3) F7			(2) G4-3		3	0	0	0	0	0	2																					
Sean Casey, L OBP: 0.346, SLG: 0.422 Juan Castro, R OBP: 0.275, SLG: 0.381						(3) FC4-6		(3) K		3	0	1	0	0	0	2																					
Kelly Stinnett, R OBP: 0.299, SLG: 0.420					(1) F8			(1) G5-3		3	0	0	0	0	0	1																					
Ray Olmedo, S OBP: 0.312, SLG: 0.333					(2) K			(2) G4-3		2	0	0	0	1	1	1																					
Paul Wilson, R OBP: 0.294, SLG: 0.087 John Riedling, R OBP: 0.290, SLG: 0.250 Kent Mercker, L OBP: 0.331, SLG: 0.398 Barry Larkin, R OBP: 0.350, SLG: 0.500 Brian Reith, R OBP: 0.225, SLG: 0.125					(1) SH1-3			(3) K		0	0	0	0	0	0	0																					
Inning Stats	R: 0 E: 0 K: 0 S: 9	H: 0 LOB: 0 BB: 0 P: 17	R: 1 E: 0 K: 0 S: 7	H: 1 LOB: 0 BB: 0 P: 12	R: 0 E: 0 K: 0 S: 8	H: 0 LOB: 1 BB: 1 P: 16	R: 0 E: 0 K: 0 S: 5	H: 0 LOB: 0 BB: 0 P: 7	R: 0 E: 0 K: 1 S: 18	H: 1 LOB: 1 BB: 0 P: 10	R: 1 E: 0 K: 1 S: 18	H: 2 LOB: 2 BB: 1 P: 30	R: 0 E: 0 K: 1 S: 5	H: 0 LOB: 0 BB: 0 P: 5	R: 0 E: 0 K: 2 S: 10	H: 0 LOB: 0 BB: 0 P: 14		1B: 3 2B: 0 3B: 0 HR: 1	SF: 0 SAC: 1 DP: 0 HBP: 0	WP: 0 PA: 33 PB: 0 SB: 0 CS: 0																	
PITCHER	IP	WLS	BF	H	R	ER	SO	BB	IBB	HBP	BLK	WP	HR	S	P	ERA	WHIP	PITCHER		IP	WLS	BF	H	R	ER	SO	BB	IBB	HBP	BLK	WP	HR	S	P	ERA	WHIP	
Ron Villone, L ERA: 2.7	(1, 1)	6.0	W	24	4	2	2	2	2	0	0	0	0	1	56	92	3.00	1.000	Ricky Stone, R ERA: 3.52		(7, 1)	3.0	S	9	0	0	0	4	0	0	0	0	0	22	30	0.00	0.000

Batter	1	2	3	4	5	6	7	8	9	AB	R	H	RBI	BB	SO	LOB	BOTTOM																				
Craig Biggio, R OBP: 0.352, SLG: 0.429	(1.8) E6		(1) G6-3			(1) 1B				4	2	2	0	0	0	0	Cincinnati Reds @ Houston Astros Minute Maid Park, Houston, TX Thu Jul 10 2003, 7:05 PM CDT Att: 28,712 - Dome - 72 F																				
Brian Hunter, R OBP: 0.292, SLG: 0.345	(6.8)					(2) 2B		(3) K		2	0	1	0	0	1	0																					
Geoff Blum, S OBP: 0.319, SLG: 0.438	(1.4)		(2) G3-1			(2) K		(1) 1B		6	1	3	2	0	1	2																					
5 Jeff Bagwell, R OBP: 0.356, SLG: 0.452	(1.3)					(3) L6		(1) G3-1		2	2	1	1	2	0	1																					
Orlando Merced, S OBP: 0.298, SLG: 0.387	(7.3)					(1) 1B		(3) G6-3		2	0	0	0	0	0	1																					
17 Lance Berkman, S OBP: 0.405, SLG: 0.507	(1.7)					(1) 1B		(1) 1B		2	2	2	1	3	0	0																					
Richard Hidalgo, R OBP: 0.391, SLG: 0.566	(1.9)					(1) 1B		(2) F8		5	1	2	4	0	1	5																					
4 Eric Bruntlett, R OBP: 0.238, SLG: 0.429	(8.4)					(1) 1B		(2) F8		0	0	0	0	0	0	0																					
Morgan Ensberg, R OBP: 0.413, SLG: 0.624	(1.5)					(2) 1B		(2) F9		4	1	2	0	1	0	4																					
Brad Ausmus, R OBP: 0.281, SLG: 0.268	(1.2)					(3) K		(3) 1B		4	1	2	2	1	1	1																					
28 Adam Everett, R OBP: 0.304, SLG: 0.388	(1.6)					(3) L9		(3) G5-3		5	1	1	1	0	0	6																					
Ron Villone, L OBP: 0.167, SLG: 0.091	(1.1)					(1) G5-3		(2) P4		3	0	0	0	0	2	2																					
David Matranga, R OBP: 0.200, SLG: 0.800	(6, PH)							(1) G3-1		1	0	0	0	0	0	0																					
Ricky Stone, R ERA: 4.72	(7.1)									1	0	0	0	0	0	0																					
Inning Stats	R: 9 E: 1 K: 2 S: 38	H: 8 LOB: 3 BB: 3 P: 66	R: 0 E: 0 K: 1 S: 8	H: 0 LOB: 0 BB: 0 P: 15	R: 2 E: 0 K: 0 S: 13	H: 3 LOB: 3 BB: 2 P: 27	R: 0 E: 0 K: 0 S: 12	H: 1 LOB: 1 BB: 0 P: 17	R: 0 E: 0 K: 1 S: 9	H: 1 LOB: 1 BB: 0 P: 14	R: 0 E: 0 K: 1 S: 9	H: 1 LOB: 1 BB: 0 P: 13	R: 0 E: 0 K: 0 S: 14	H: 1 LOB: 3 BB: 2 P: 26	R: 0 E: 0 K: 1 S: 11	H: 1 LOB: 1 BB: 0 P: 12	1B: 13 2B: 2 3B: 1 HR: 0	SF: 0 SAC: 0 DP: 0 HBP: 0	WP: 1 PA: 48 PB: 0 SB: 0 CS: 0																		
PITCHER	IP	WLS	BF	H	R	ER	SO	BB	IBB	HBP	BLK	WP	HR	S	P	ERA	WHIP	PITCHER		IP	WLS	BF	H	R	ER	SO	BB	IBB	HBP	BLK	WP	HR	S	P	ERA	WHIP	
Paul Wilson, R ERA: 5.0	(1, 1)	0.0	L	18	5	3	3	3	4	0	0	0	0	0	34	67	9.00	3.000	John Riedling, R ERA: 6.31		(1, 1)	3.0		5	3	3	3	4	0	0	0	0	0	34	67	9.00	3.000
Kent Mercker, L ERA: 2.36	(4, 1)	1.0		4	1	0	0	0	0	0	0	0	0	0	12	17	0.00	1.000	Brian Reith, R ERA: 3.86		(5, 1)	3.0		14	3	0	0	2	2	0	0	0	0	32	53	0.00	1.667
Chris Reitsma, R ERA: 4.72	(8, 1)	1.0		4	1	0	0	1	0	0	0	0	0	11	12	0.00	1.000	Chris Reitsma, R ERA: 4.72		(8, 1)	1.0		4	1	0	0	1	0	0	0	0	11	12	0.00	1.000		



Batter	1	2	3	4	5	6	7	8	9	AB	R	H	RBI	BB	SO	LOB	TOP										
D'Angelo Jimenez, S OBP: 0.339, SLG: 0.415	G5-3		1B			FC5	L4		F7	5	1	2	0	0	0	1	Cincinnati Reds @ Milwaukee Brewers Miller Park, Milwaukee, WI Fri Jul 11 2003, 7:05 PM CDT Att: 28,130 - Cloudy - 75 F										
Barry Larkin, R OBP: 0.333, SLG: 0.376	G1-3		L4			FC5		2B	2B	5	2	2	1	0	0	1											
Jose Guillen, R OBP: 0.393, SLG: 0.619	1B					HR		E	L3	5	2	3	2	0	0	2											
Ken Griffey Jr., L OBP: 0.366, SLG: 0.553	K					HR		K	IBB	4	1	1	2	1	3	2											
Aaron Boone, R OBP: 0.328, SLG: 0.456		F8				G6-3		E1	P4	5	0	1	0	0	0	3											
Sean Casey, L OBP: 0.348, SLG: 0.421		F7				WP		G6-3		3	0	1	0	1	0	1											
Adam Dunn, L OBP: 0.349, SLG: 0.505						1B				3	0	0	0	1	0	2											
Felix Heredia, L OBP: 0.333, SLG: 0.333						F9		G1-6-3		0	0	0	0	0	0	0											
Scott Sullivan, R OBP: 0.333, SLG: 0.333									IBB	0	0	0	0	0	0	0											
Kelly Stinnett, R OBP: 0.290, SLG: 0.407			P3			K		L8	P3	4	0	0	0	0	1	3											
Ryan Dempster, R OBP: 0.069, SLG: 0.036						L7				3	0	0	0	0	2	1											
Reggie Taylor, L OBP: 0.257, SLG: 0.361								K	2B	1	0	1	0	0	0	0											
Inning Stats	R: 0 H: 1 E: 0 K: 1 S: 11	H: 1 LOB: 1 BB: 0 P: 15	R: 0 H: 0 E: 0 K: 0 S: 7	H: 0 LOB: 0 BB: 0 P: 10	R: 0 H: 1 E: 0 K: 1 S: 17	H: 1 LOB: 1 BB: 0 P: 21	R: 0 H: 0 E: 0 K: 1 S: 9	H: 0 LOB: 0 BB: 0 P: 15	R: 0 H: 1 E: 0 K: 1 S: 7	H: 1 LOB: 1 BB: 0 P: 10	R: 4 H: 3 E: 1 K: 0 S: 14	H: 3 LOB: 0 BB: 1 P: 25	R: 0 H: 0 E: 0 K: 1 S: 8	H: 0 LOB: 0 BB: 0 P: 11	R: 2 H: 3 E: 1 K: 1 S: 15	H: 3 LOB: 2 BB: 1 P: 22	R: 0 H: 2 E: 0 K: 0 S: 10	H: 2 LOB: 3 BB: 1 P: 21	1B: 7 2B: 2 3B: 1 HR: 1	SF: 0 SAC: 0 DP: 1 HBP: 0	WP: 1 PA: 41 PB: 0 SB: 0 CS: 0						
PITCHER	IP	WLS	BF	H	R	ER	SO	BB	IBB	HBP	BLK	WP	HR	S	P	ERA	WHIP										
15 Ben Sheets, R ERA: 4.19	5.0	L	22	6	4	4	4	0	0	0	0	1	1	59	84	7.20	1.200										
Valerio De Los Santos, L ERA: 3.72	2.0		6	0	0	0	1	1	0	0	0	0	0	14	23	0.00	0.500										
Leo Estrella, R ERA: 2.26	1.0		7	3	2	2	1	0	1	0	0	0	0	15	22	18.00	3.000										
Brooks Kieschnick, R ERA: 4.35	1.0		6	2	0	0	0	0	1	0	0	0	0	10	21	0.00	2.000										

AB	38
R	6
H	11
RBI	5
BB	3
SO	6
LOB	16



Batter	1	2	3	4	5	6	7	8	9	AB	R	H	RBI	BB	SO	LOB	BOTTOM										
Eric Young Sr., R OBP: 0.334, SLG: 0.417	F8		G6-4-3			G6-3		L6	G6-4-3	5	0	1	0	0	0	2	Cincinnati Reds @ Milwaukee Brewers Miller Park, Milwaukee, WI Fri Jul 11 2003, 7:05 PM CDT Att: 28,130 - Cloudy - 75 F										
Scott Podsednik, L OBP: 0.396, SLG: 0.438	F8		G6-4-3			G4-3		K	2B	5	0	1	0	0	1	3											
Geoff Jenkins, L OBP: 0.356, SLG: 0.524	K2-3					1B		K	G3	4	0	0	0	1	3	1											
Richie Sexson, R OBP: 0.375, SLG: 0.515						G4-3		G6-3		2	0	1	0	2	0	0											
John Vander Wal, L OBP: 0.377, SLG: 0.493						G5-3		E	1B	3	1	2	0	0	1	1											
Brady Clark, R OBP: 0.296, SLG: 0.336						K		E		1	0	1	0	0	0	0											
Wes Helms, R OBP: 0.319, SLG: 0.440						1B		1B		4	0	1	1	0	1	6											
Keith Osik, R OBP: 0.321, SLG: 0.294						K		L4		4	0	1	0	0	1	6											
Royce Clayton, R OBP: 0.293, SLG: 0.343						G5-3		E6		4	0	1	0	0	1	6											
15 Ben Sheets, R OBP: 0.116, SLG: 0.095						F8		G5-3		4	0	1	0	0	0	5											
Valerio De Los Santos, L OBP: 0.333, SLG: 0.378						1B		L4		1	0	1	0	0	0	0											
Keith Ginter, R OBP: 0.343, SLG: 0.378						1B				0	0	0	0	0	0	0											
Leo Estrella, R OBP: 0.356, SLG: 0.636						1B				0	0	0	0	0	1	0											
Brooks Kieschnick, L OBP: 0.356, SLG: 0.636						1B				0	0	0	0	1	0	0											
Inning Stats	R: 0 H: 0 E: 0 K: 1 S: 7	H: 0 LOB: 0 BB: 0 P: 14	R: 0 H: 0 E: 0 K: 2 S: 8	H: 0 LOB: 1 BB: 1 P: 14	R: 0 H: 2 E: 0 K: 0 S: 7	H: 2 LOB: 1 BB: 0 P: 12	R: 0 H: 2 E: 0 K: 1 S: 14	H: 2 LOB: 2 BB: 1 P: 23	R: 0 H: 1 E: 0 K: 0 S: 8	H: 1 LOB: 1 BB: 0 P: 11	R: 1 H: 3 E: 0 K: 1 S: 15	H: 3 LOB: 2 BB: 0 P: 23	R: 0 H: 0 E: 0 K: 2 S: 8	H: 0 LOB: 0 BB: 0 P: 10	R: 0 H: 1 E: 1 K: 1 S: 14	H: 1 LOB: 3 BB: 1 P: 22	R: 0 H: 1 E: 0 K: 0 S: 8	H: 1 LOB: 1 BB: 1 P: 16	1B: 8 2B: 2 3B: 0 HR: 0	SF: 0 SAC: 1 DP: 3 HBP: 0	WP: 0 PA: 39 PB: 0 SB: 0 CS: 0						
PITCHER	IP	WLS	BF	H	R	ER	SO	BB	IBB	HBP	BLK	WP	HR	S	P	ERA	WHIP										
Ryan Dempster, R ERA: 6.55	7.0	W	29	8	1	1	7	2	0	0	0	0	0	67	107	1.29	1.429										
Felix Heredia, L ERA: 3.2	0.1		2	0	0	0	1	1	0	0	0	0	0	6	11	0.00	3.000										
Scott Sullivan, R ERA: 3.89	1.2		8	2	0	0	0	1	0	0	0	0	0	16	27	0.00	1.800										



Batter	1	2	3	4	5	6	7	8	9	AB	R	H	RBI	BB	SO	LOB	TOP					
D'Angelo Jimenez, S OBP: 0.337, SLG: 0.412										4	0	1	0	1	0	3	Cincinnati Reds @ Milwaukee Brewers Miller Park, Milwaukee, WI Sat Jul 12 2003, 6:05 PM CDT Att: 33,977 - Sunny - 73 F					
Barry Larkin, R OBP: 0.341, SLG: 0.379										4	1	2	1	1	1	0						
Jose Guillen, R OBP: 0.390, SLG: 0.611										5	1	1	0	0	2	4						
Ken Griffey Jr., L OBP: 0.367, SLG: 0.564										4	2	1	1	0	1	5						
Aaron Boone, R OBP: 0.329, SLG: 0.452										3	0	0	1	2	0	0						
Sean Casey, L OBP: 0.350, SLG: 0.420										3	0	1	2	1	1	1						
Adam Dunn, L OBP: 0.348, SLG: 0.500										3	0	0	0	0	2	3						
Kelly Stinnett, R OBP: 0.296, SLG: 0.425										4	1	2	0	0	1	4						
Jimmy Haynes, R OBP: 0.250, SLG: 0.300										2	0	0	0	0	0	1						
Russell Branyan, L OBP: 0.379, SLG: 0.426										1	0	0	0	0	1	3						
Chris Reitsma, R OBP: 0.125, SLG: 0.125										0	0	0	0	0	0	0						
Felix Heredia, L OBP: 0.333, SLG: 0.333										0	0	0	0	0	0	0						
Inning Stats	R: 0 E: 0 K: 1 S: 8	H: 1 LOB: 1 BB: 1 P: 15	R: 0 E: 0 K: 2 S: 9	H: 0 LOB: 0 BB: 0 P: 15	R: 0 E: 0 K: 0 S: 5	H: 1 LOB: 0 BB: 0 P: 6	R: 0 E: 0 K: 2 S: 9	H: 0 LOB: 0 BB: 0 P: 13	R: 0 E: 1 K: 1 S: 12	H: 0 LOB: 1 BB: 0 P: 16	R: 3 E: 0 K: 1 S: 16	H: 3 LOB: 2 BB: 1 P: 24	R: 1 E: 1 K: 0 S: 19	H: 2 LOB: 2 BB: 1 P: 27	R: 0 E: 0 K: 1 S: 8	H: 0 LOB: 3 BB: 2 P: 22	R: 1 E: 0 K: 1 S: 8	H: 1 LOB: 0 BB: 0 P: 11	1B: 5 2B: 4 3B: 0 HR: 1	SF: 0 SAC: 1 DP: 3 HBP: 2	WP: 0 PB: 0 SB: 0 CS: 0	PA: 41
PITCHER	IP WLS BF H R ER SO BB IBB HBP BLK WP HR S P ERA WHIP																					
Wayne Franklin, L ERA: 4.81	(1, 1) 6.1 L 28 6 4 4 7 3 0 0 0 0 0 0 0 64 99 5.68 1.421																					
Dan Kolb, R ERA: 3.0	(7, 1) 0.2 3 1 0 0 0 0 0 0 0 0 0 0 0 14 17 0.00 1.500																					
Shane Nance, L ERA: 6.28	(8, 1) 0.0 3 0 0 0 0 0 2 0 0 1 0 0 0 0 3 15 ∞ ∞																					
Leo Estrella, R ERA: 2.29	(8, 1) 1.0 3 0 0 0 0 1 0 0 0 0 0 0 0 5 7 0.00 0.000																					
Mike DeJean, R ERA: 4.99	(9, 1) 1.0 4 1 1 1 1 1 0 0 0 0 0 0 0 1 8 11 9.00 1.000																					

Batter	1	2	3	4	5	6	7	8	9	AB	R	H	RBI	BB	SO	LOB	BOTTOM					
Eric Young Sr., R OBP: 0.333, SLG: 0.425										4	1	1	1	0	0	0	Cincinnati Reds @ Milwaukee Brewers Miller Park, Milwaukee, WI Sat Jul 12 2003, 6:05 PM CDT Att: 33,977 - Sunny - 73 F					
Scott Podsednik, L OBP: 0.394, SLG: 0.439										4	0	1	0	0	0	0						
Geoff Jenkins, L OBP: 0.353, SLG: 0.518										4	0	0	0	0	0	1						
Richie Sexson, R OBP: 0.376, SLG: 0.513										3	0	1	0	1	1	1						
John Vander Wal, L OBP: 0.372, SLG: 0.486										3	0	0	0	0	1	2						
Brady Clark, R OBP: 0.294, SLG: 0.333										1	0	0	0	0	0	1						
Wes Helms, R OBP: 0.322, SLG: 0.442										3	0	2	0	0	0	1						
Keith Osik, R OBP: 0.315, SLG: 0.288										3	0	0	0	0	0	3						
Royce Clayton, R OBP: 0.290, SLG: 0.340										3	0	0	0	0	0	1						
Wayne Franklin, L OBP: 0.198, SLG: 0.198										2	0	0	0	0	0	1						
Dan Kolb, R ERA: 3.0	(7, 1) 0.0 3 0 0 0 0 0 2 0 0 1 0 0 0 0 3 15 ∞ ∞																					
Shane Nance, L ERA: 6.28	(8, 1) 0.0 3 0 0 0 0 0 2 0 0 1 0 0 0 0 3 15 ∞ ∞																					
Leo Estrella, R ERA: 2.29	(8, 1) 1.0 3 0 0 0 0 1 0 0 0 0 0 0 0 5 7 0.00 0.000																					
Brooks Kieschnick, L OBP: 0.346, SLG: 0.622	(8, PH) 0.0 3 0 0 0 0 0 0 0 0 0 0 0 0 0 0 0 0																					
Mike DeJean, R ERA: 4.99	(9, 1) 1.0 4 1 1 1 1 1 0 0 0 0 0 0 0 1 8 11 9.00 1.000																					
Inning Stats	R: 1 E: 0 K: 0 S: 7	H: 1 LOB: 0 BB: 0 P: 11	R: 0 E: 0 K: 0 S: 5	H: 1 LOB: 0 BB: 0 P: 7	R: 0 E: 0 K: 0 S: 6	H: 0 LOB: 0 BB: 0 P: 10	R: 0 E: 0 K: 0 S: 6	H: 0 LOB: 1 BB: 1 P: 13	R: 0 E: 0 K: 1 S: 12	H: 1 LOB: 0 BB: 0 P: 17	R: 0 E: 0 K: 0 S: 9	H: 0 LOB: 0 BB: 0 P: 13	R: 0 E: 0 K: 1 S: 10	H: 1 LOB: 1 BB: 0 P: 16	R: 0 E: 0 K: 1 S: 8	H: 0 LOB: 0 BB: 0 P: 10	R: 0 E: 0 K: 1 S: 12	H: 1 LOB: 1 BB: 0 P: 21	1B: 3 2B: 1 3B: 0 HR: 1	SF: 0 SAC: 0 DP: 1 HBP: 0	WP: 0 PB: 0 SB: 0 CS: 0	PA: 32
PITCHER	IP WLS BF H R ER SO BB IBB HBP BLK WP HR S P ERA WHIP																					
Jimmy Haynes, R ERA: 5.29	(1, 1) 6.1 L 28 6 4 4 7 3 0 0 0 0 0 0 0 64 99 5.68 1.421																					
Chris Reitsma, R ERA: 4.02	(8, 1) 1.0 H 3 0 0 0 0 1 0 0 0 0 0 0 0 8 10 0.00 0.000																					
Felix Heredia, L ERA: 3.14	(9, 1) 1.0 4 1 0 0 0 1 0 0 0 0 0 0 0 12 21 0.00 1.000																					

Batter	1	2	3	4	5	6	7	8	9	10	11	12	AB	R	H	RBI	BB	SO	LOB	TOP											
D'Angelo Jimenez, S OBP: 0.343, SLG: 0.412	1-2 E S 1B		4-2 WP BB		4-1 1B HR BB		0-1 F9		4-1 S 1B G4-3 BB		2-2 F7		3	2	1	0	3	0	0												
Barry Larkin, R OBP: 0.341, SLG: 0.377	2-3 SAFE SAFE K		1-0 L9		1-2 HR 1B		1-0 F8		1-1 G4-3 S 1B 1B		2-3 K		6	2	2	1	0	2	2												
Jose Guillen, R OBP: 0.389, SLG: 0.616	1-3 K				1-2 HR				0-1 1B FC4-6 1B				6	2	2	2	0	1	4												
Sean Casey, L OBP: 0.397, SLG: 0.434	1-0 G4-3				4-0 BB BB				1-2 FC4-6 1B				5	2	4	4	1	0	1												
Aaron Boone, R OBP: 0.326, SLG: 0.456		0-1 P2			2-1 BB BB				0-0 FC4-6 1B				6	1	1	3	0	1	3												
Adam Dunn, L OBP: 0.343, SLG: 0.491	0-0 P2				4-2 BB				1-1 F8				5	0	0	0	1	0	1												
Kelly Stinnett, R OBP: 0.291, SLG: 0.414	1-3 K				1-3 K				1-3 K				6	0	1	0	0	3	3												
Reggie Taylor, L OBP: 0.245, SLG: 0.343			3-2 F7		1-1 F9				1-1 F8				5	0	0	0	0	1	3												
Felix Heredia, L OBP: 0.333, SLG: 0.333							0-1 G4-3						0	0	0	0	0	0	0												
Danny Graves, R ERA: 3.51			0-0 L6						2-2 G6-3																						
Scott Sullivan, R ERA: 3.86					2-3 K				4-2 BB 1B BB																						
Leo Estrella, R ERA: 2.65																															
Inning Stats	R: 0 E: 1 K: 2 S: 11	H: 1 LOB: 1 BB: 0 P: 16	R: 0 E: 0 K: 1 S: 8	H: 0 LOB: 0 BB: 0 P: 9	R: 0 E: 0 K: 0 S: 8	H: 0 LOB: 1 BB: 1 P: 16	R: 0 E: 0 K: 1 S: 13	H: 1 LOB: 2 BB: 2 P: 26	R: 3 E: 0 K: 2 S: 17	H: 2 LOB: 0 BB: 1 P: 28	R: 0 E: 0 K: 0 S: 10	H: 1 LOB: 0 BB: 0 P: 13	R: 0 E: 0 K: 0 S: 6	H: 0 LOB: 0 BB: 0 P: 9	R: 1 E: 0 K: 1 S: 11	H: 2 LOB: 1 BB: 0 P: 14	R: 3 E: 0 K: 0 S: 14	H: 2 LOB: 1 BB: 2 P: 27	R: 0 E: 0 K: 1 S: 8	H: 0 LOB: 0 BB: 0 P: 11	R: 0 E: 0 K: 1 S: 8	H: 0 LOB: 0 BB: 0 P: 12	R: 2 E: 0 K: 0 S: 10	H: 2 LOB: 0 BB: 0 P: 16	1B: 8 2B: 0 3B: 0 HR: 3	SF: 0 SAC: 0 DP: 1 HBP: 0	WP: 1 PB: 0 SB: 3 CS: 0	PA: 52			
PITCHER	IP WLS BF H R ER SO BB IBB HBP BLK WP HR S P ERA WHIP	5.0 23 6 1 0 4 6 0 0 0 0 0 2 57 9 7.20 1.600	2.0 H 6 1 0 0 0 0 0 0 0 0 0 16 22 0.00 0.500	1.0 H 5 2 1 1 1 0 0 0 0 0 0 11 14 9.00 2.000	1.0 B 7 2 3 3 0 2 0 0 0 0 0 0 14 27 27.00 4.000	1.0 3 0 0 0 1 0 0 0 0 0 0 0 8 11 0.00 0.000	2.0 L 8 2 2 2 1 0 0 0 0 0 0 14 28 9.00 1.000																								

Cincinnati Reds @ Milwaukee Brewers
Miller Park, Milwaukee, WI
Sun Jul 13 2003, 1:05 PM CDT
Att. 23,632 - Sunny - 79 F

AB 46
R 10
H 11
RBI 10
BB 6
SO 9
LOB 17



Batter	1	2	3	4	5	6	7	8	9	10	11	12	AB	R	H	RBI	BB	SO	LOB	BOTTOM								
Scott Podsednik, L OBP: 0.393, SLG: 0.437	1-2 G3-1		2-1 HR 1B	2-3 K		2-1 FC6-4			1-0 S 1B 1B	0-1 FC6-4			6	2	2	0	0	1	3									
Keith Ginter, R OBP: 0.337, SLG: 0.389	1-1 F9		1-3 K	1-1 HR				0-2 G5-3	0-1 SAFE SAFE B1				6	1	1	2	0	2	2									
Brady Clark, R OBP: 0.296, SLG: 0.361	0-0 2B		1-0 HR	1-2 F8				2-3 K	3-3 SAFE SAFE K				6	2	2	2	0	2	1									
Richie Sexson, R OBP: 0.376, SLG: 0.513	2-2 2B		0-1 G5-3		3-2 G6-3			2-1 F8	0-1 WP 1B				6	0	2	2	0	0	0									
John Vander Wal, L OBP: 0.372, SLG: 0.489	1-0 G4-3		3-2 E 2B		1-2 G4-3			1-3 K	4-1 IBB				3	1	1	0	0	0	1									
Wes Helms, R OBP: 0.327, SLG: 0.454		0-1 HR	1-2 E5		1-1 G6-3			4-2 2B BB	3-3 K				3	1	2	1	1	0	0									
Royce Clayton, R OBP: 0.289, SLG: 0.338			2H 1B										2	0	0	0	0	2	2									
Eddie Pérez, R OBP: 0.338, SLG: 0.485	1-0 G5-3		0-2 G5-3			0-0 G5-3		1-0 2B		3-3 K			6	0	1	0	0	1	1									
Enrique Cruz, R OBP: 0.159, SLG: 0.103	0-0 G5-3			2-3 K		0-0 P4		0-0 G5-3		0-3 K			5	0	0	0	0	2	2									
Matt Kinney, R ERA: 3.58	2-2 L9			0-2 HR		4-2 FC6-4 BB		3-2 L4		4-1 FC6-4 BB			2	1	1	0	0	0	0									
Inning Stats	R: 1 E: 0 K: 0 S: 10	H: 2 LOB: 1 BB: 0 P: 15	R: 1 E: 0 K: 0 S: 7	H: 1 LOB: 0 BB: 0 P: 10	R: 3 E: 1 K: 1 S: 20	H: 4 LOB: 1 BB: 0 P: 28	R: 2 E: 0 K: 2 S: 17	H: 2 LOB: 0 BB: 0 P: 23	R: 0 E: 0 K: 0 S: 8	H: 0 LOB: 1 BB: 1 P: 14	R: 0 E: 0 K: 1 S: 12	H: 1 LOB: 1 BB: 0 P: 21	R: 1 E: 0 K: 2 S: 14	H: 2 LOB: 2 BB: 1 P: 24	R: 0 E: 0 K: 2 S: 11	H: 0 LOB: 1 BB: 1 P: 18	R: 0 E: 0 K: 1 S: 10	H: 0 LOB: 0 BB: 0 P: 17	1B: 4 2B: 5 3B: 0 HR: 3	SF: 0 SAC: 0 DP: 0 HBP: 0	WP: 1 PB: 0 SB: 1 CS: 0	PA: 52						
PITCHER	IP WLS BF H R ER SO BB IBB HBP BLK WP HR S P ERA WHIP	3.2 20 9 7 6 3 3 0 0 0 0 0 0 3 51 72 14.73 2.455	4.1 0 0 0 0 0 0 0 0 0 0 0 0 0 3 4 0.00 0.000	2.0 7 0 0 0 0 1 0 0 0 0 0 0 0 16 27 0.00 0.500	1.1 6 1 0 0 2 1 0 0 0 0 0 0 0 16 26 0.00 1.500	0.2 2 0 0 0 0 0 0 0 0 0 0 0 0 4 7 0.00 0.000	1.2 B 9 2 1 1 4 1 1 0 0 0 0 0 1 0 23 40 5.40 1.800	2.1 W 7 0 0 0 2 0 0 0 0 0 0 0 0 19 31 0.00 0.000																				


Cincinnati Reds @ Milwaukee Brewers
Miller Park, Milwaukee, WI
Sun Jul 13 2003, 1:05 PM CDT
Att. 23,632 - Sunny - 79 F

AB 48
R 8
H 12
RBI 7
BB 4
SO 11
LOB 14



Batter	1	2	3	4	5	6	7	8	9	AB	R	H	RBI	BB	SO	LOB	TOP										
Craig Biggio, R OBP: 0.351, SLG: 0.424	G5-3			G1-3			SH1-4		K	4	1	1	0	0	1	0	Houston Astros @ Cincinnati Reds Great American Ball Park, Cincinnati, OH Thu Jul 17 2003, 7:10 PM EDT Att: 29,366 - Sunny - 83 F										
Geoff Blum, S OBP: 0.314, SLG: 0.426	K			L8			G3		K	5	0	1	2	0	2	1											
5 Jeff Bagwell, R OBP: 0.362, SLG: 0.466	F9								K	4	0	1	0	0	2	1											
Jeff Kent, R OBP: 0.368, SLG: 0.513									K	4	0	0	0	0	0	1											
17 Lance Berkman, S OBP: 0.404, SLG: 0.513									K	4	1	2	0	0	1	0											
Richard Hidalgo, R OBP: 0.393, SLG: 0.564									K	4	1	3	1	0	0	0											
Gregg Zaun, S OBP: 0.315, SLG: 0.323									K	1	0	0	0	3	0	1											
Brad Ausmus, R OBP: 0.274, SLG: 0.258									K	0	0	0	0	0	0	0											
2B Adam Everett, R OBP: 0.306, SLG: 0.394									K	4	1	1	1	0	1	6											
Jerome Robertson, L ERA: 4.89									K	2	0	1	1	0	0	0											
Inning Stats	R: 0 E: 0 K: 1 S: 6	H: 0 LOB: 0 BB: 0 P: 8	R: 5 E: 0 K: 1 S: 21	H: 6 LOB: 1 BB: 0 P: 36	R: 0 E: 0 K: 0 S: 6	H: 1 LOB: 2 BB: 1 P: 11	R: 0 E: 0 K: 0 S: 5	H: 0 LOB: 0 BB: 0 P: 6	R: 0 E: 0 K: 0 S: 9	H: 0 LOB: 0 BB: 0 P: 15	R: 0 E: 0 K: 0 S: 3	H: 0 LOB: 0 BB: 1 P: 7	R: 0 E: 0 K: 0 S: 7	H: 1 LOB: 0 BB: 0 P: 9	R: 0 E: 0 K: 1 S: 9	H: 3 LOB: 3 BB: 1 P: 18	R: 0 E: 0 K: 3 S: 9	H: 0 LOB: 0 BB: 0 P: 12	1B: 7 2B: 4 3B: 0 HR: 0	SF: 0 SAC: 1 DP: 2 HBP: 0	WP: 0 PB: 0 SB: 0 CS: 0	PA: 38					
PITCHER	IP	WLS	BF	H	R	ER	SO	BB	IBB	HBP	BLK	WP	HR	S	P	ERA	WHIP										
Paul Wilson, R ERA: 5.14	6.0	L	26	7	5	5	4	2	0	0	0	0	0	50	83	7.50	1.500										
Chris Reitsma, R ERA: 4.38	2.0		9	4	0	0	1	1	0	0	0	0	0	16	27	0.00	2.500										
Kent Mercker, L ERA: 2.28	1.0		3	0	0	0	3	0	0	0	0	0	0	9	12	0.00	0.000										

AB	34
R	5
H	11
RBI	5
BB	3
SO	8
LOB	10



Batter	1	2	3	4	5	6	7	8	9	AB	R	H	RBI	BB	SO	LOB	BOTTOM										
D'Angelo Jimenez, S OBP: 0.344, SLG: 0.415	P3			K					K	5	0	2	0	0	2	0	Houston Astros @ Cincinnati Reds Great American Ball Park, Cincinnati, OH Thu Jul 17 2003, 7:10 PM EDT Att: 29,366 - Sunny - 83 F										
Barry Larkin, R OBP: 0.348, SLG: 0.392	2B			2B					E6	4	2	2	0	1	0	2											
Jose Guillen, R OBP: 0.389, SLG: 0.620	2B			2B					E6	5	0	2	2	0	1	4											
Ken Griffey Jr., L OBP: 0.370, SLG: 0.566	F7			G5-3					G3	3	0	1	0	0	0	2											
Reggie Taylor, R OBP: 0.243, SLG: 0.340	F7			G5-3					P4	1	1	0	0	0	0	1											
Aaron Boone, R OBP: 0.326, SLG: 0.453	F7			G5-3					P4	4	1	1	1	0	0	2											
Sean Casey, L OBP: 0.354, SLG: 0.429				G5-3					L8	4	1	1	1	0	0	2											
Adam Dunn, L OBP: 0.344, SLG: 0.488				G5-3					L8	4	0	0	0	0	0	2											
Jason LaRue, R OBP: 0.333, SLG: 0.462				G5-3					G5-3	4	0	1	0	0	0	1											
Paul Wilson, R ERA: 4.89				G5-3					G5-3	4	0	0	0	0	0	2											
Brandon Larson, R OBP: 0.190, SLG: 0.082				G5-3					G5-3	4	0	1	0	0	0	1											
Chris Reitsma, R OBP: 0.125, SLG: 0.125				G5-3					G5-3	3	0	0	1	0	1	1											
Kent Mercker, L ERA: 2.28				G5-3					G5-3	2	0	0	0	0	1	1											
Juan Castro, R OBP: 0.272, SLG: 0.377				G5-3					G5-3	1	0	0	0	0	0	1											
Inning Stats	R: 1 E: 0 K: 0 S: 11	H: 2 LOB: 1 BB: 0 P: 21	R: 0 E: 0 K: 0 S: 11	H: 1 LOB: 0 BB: 0 P: 15	R: 1 E: 0 K: 1 S: 15	H: 2 LOB: 1 BB: 0 P: 19	R: 0 E: 0 K: 0 S: 4	H: 0 LOB: 0 BB: 0 P: 6	R: 0 E: 0 K: 0 S: 12	H: 1 LOB: 1 BB: 0 P: 17	R: 2 E: 1 K: 0 S: 7	H: 2 LOB: 2 BB: 0 P: 11	R: 0 E: 0 K: 2 S: 10	H: 0 LOB: 1 BB: 1 P: 16	R: 0 E: 0 K: 0 S: 8	H: 0 LOB: 0 BB: 0 P: 14	R: 0 E: 1 K: 2 S: 14	H: 1 LOB: 2 BB: 0 P: 23	1B: 3 2B: 6 3B: 0 HR: 0	SF: 1 SAC: 0 DP: 0 HBP: 0	WP: 0 PB: 0 SB: 0 CS: 0	PA: 39					
PITCHER	IP	WLS	BF	H	R	ER	SO	BB	IBB	HBP	BLK	WP	HR	S	P	ERA	WHIP										
Jerome Robertson, L ERA: 4.89	5.0	W	23	8	4	3	2	0	0	0	0	0	0	55	81	5.40	1.600										
Mike Gallo, L ERA: 4.89	0.2	H	3	0	0	0	0	0	0	0	0	0	0	4	6	0.00	0.000										
Ricky Stone, R ERA: 3.6	0.1	H	1	0	0	0	0	0	0	0	0	0	0	1	2	0.00	0.000										
54 Brad Lidge, R ERA: 2.47	1.0	H	4	0	0	0	2	1	0	0	0	0	0	10	16	0.00	1.000										
Oclavio Dotel, R ERA: 2.47	1.0	H	3	0	0	0	0	0	0	0	0	0	0	8	14	0.00	0.000										
Billy Wagner, L ERA: 2.22	1.0	S	5	1	0	0	2	0	0	0	0	0	0	14	23	0.00	1.000										

AB	37
R	4
H	9
RBI	4
BB	1
SO	6
LOB	18



Batter	1	2	3	4	5	6	7	8	9	AB	R	H	RBI	BB	SO	LOB	TOP					
Craig Biggio, R Pete Munro, R Mike Gallo, L Orlando Merced, S Kirk Saarloos, R Octavio Dotel, R	1-1 5 HBP 17 HR 1B	1-1 2B 1B		0-1 E5 FC1-6		4-1 5 BB 17 BB BB	0-1 P3		4-0 1-2 BB	4 3 2 0 1 0 1 0 0 0 0 0 0 0 0												
Geoff Blum, S OBP: 0.313, SLG: 0.420	2-2 F7	1-2 1-H 2B		3-1 FC1-6 5 G6-4-3		4-1 17 BB 5 BB BB		0-0 G3	0-2 G4-3	5 1 1 1 1 0 4												
5 Jeff Bagwell, R OBP: 0.368, SLG: 0.474	1-0 17 HR HBP	4-2 BB		0-0 G6-4-3		4-0 BB 17 BB BB		1-1 G3-1		2 1 0 0 2 0 1												
17 Lance Berkman, S OBP: 0.405, SLG: 0.526	1-0 2-H 2B HR	1-3 K				0-0 HR		4-1 1B BB		3 2 2 5 2 1 2												
Richard Hidalgo, R OBP: 0.401, SLG: 0.598	0-1 HR	3-3 K				1-2 P3		2-2 1B BB		5 1 2 1 0 2 5												
Morgan Ensberg, R OBP: 0.417, SLG: 0.621	2-0 HR			2-2 F9		0-3 K		4-2 1-2 2-3 3-H BB		4 1 1 2 1 1 2												
Brad Ausmus, R OBP: 0.272, SLG: 0.256	1-2 G6-3			1-3 K		0-1 1B		0-2 P3		5 0 1 0 0 1 3												
4 Eric Bruntlett, R OBP: 0.276, SLG: 0.483	1-0 L8			3-2 E6 FC6-4		2-2 G3		1-2 F7		5 0 1 0 0 0 1												
Ron Villone, L OBP: 0.133, SLG: 0.071 Brian Hunter, R OBP: 0.284, SLG: 0.326		2-3 K		1-2 FC6-4		1-2 F7		1-3 K		3 0 0 0 0 1 1 2 0 0 0 0 1 1												
Inning Stats	R: 5 E: 0 K: 0 S: 13	H: 4 LOB: 0 BB: 0 P: 22	R: 1 E: 0 K: 3 S: 19	H: 2 LOB: 2 BB: 1 P: 31	R: 0 E: 1 K: 1 S: 12	H: 0 LOB: 1 BB: 0 P: 19	R: 0 E: 1 K: 0 S: 5	H: 0 LOB: 0 BB: 0 P: 8	R: 1 E: 0 K: 1 S: 12	H: 2 LOB: 1 BB: 0 P: 15	R: 2 E: 0 K: 1 S: 16	H: 0 LOB: 3 BB: 5 P: 37	R: 0 E: 0 K: 1 S: 10	H: 0 LOB: 0 BB: 0 P: 12	R: 0 E: 0 K: 0 S: 10	H: 1 LOB: 2 BB: 1 P: 18	R: 0 E: 0 K: 0 S: 10	H: 1 LOB: 2 BB: 1 P: 21	1B: 5 2B: 1 3B: 0 HR: 4	SF: 0 SAC: 0 DP: 1 HBP: 1	WP: 0 PB: 0 SB: 0 CS: 0	PA: 47
PITCHER	IP WLS BF H R ER SO BB IBB HBP BLK WP HR S P ERA WHIP																					
Jimmy Haynes, R ERA: 5.86	1.1 L 12 6 6 6 1 1 0 1 0 0 3 25 42 40.50 5.250																					
John Riedling, R ERA: 5.92	2.2 9 0 0 0 3 0 0 0 0 0 0 24 38 0.00 0.000																					
Brian Reith, R ERA: 4.2	1.1 9 2 3 3 1 3 0 0 0 0 1 17 33 20.25 3.750																					
Kent Mercker, L ERA: 2.22	0.2 4 0 0 0 1 2 0 0 0 0 0 0 11 19 0.00 3.000																					
Ryan Wagner, R ERA:	1.2 5 0 0 0 1 0 0 0 0 0 0 0 13 16 0.00 0.000																					
PITCHER	IP WLS BF H R ER SO BB IBB HBP BLK WP HR S P ERA WHIP																					
Felix Heredia, L ERA: 2.93	0.1 3 1 0 0 0 1 0 0 0 0 0 0 7 14 0.00 6.000																					
Jose Acevedo, R ERA:	1.0 5 1 0 0 0 1 0 0 0 0 0 0 10 21 0.00 2.000																					

Houston Astros @ Cincinnati Reds
Great American Ball Park, Cincinnati, OH

AB 38
R 9
H 10
RBI 9
BB 8
SO 7
LOB 20



WP: 0 PA: 47
PB: 0
SB: 0
CS: 0

Batter	1	2	3	4	5	6	7	8	9	AB	R	H	RBI	BB	SO	LOB	BOTTOM					
D'Angelo Jimenez, S OBP: 0.343, SLG: 0.411	1-1 G1-3 BB 1B		3-2 P6		2-1 G5-4-3 1B		2-3 K	2-3 K	3-3 K	6 0 2 0 0 3 5												
Barry Larkin, R OBP: 0.338, SLG: 0.376 Juan Castro, R OBP: 0.271, SLG: 0.375	4-1 G1-3 BB		1-3 K		0-0 F7		1-0 G4-3		2-2 L8	3 0 0 0 1 1 2 1 0 0 0 0 0 0												
Jose Guillen, R OBP: 0.384, SLG: 0.607	2-3 K		0-3 K		1-2 G5-4-3			0-2 F9 1B 1B	0-0 2B 1B	5 2 2 0 0 2 3												
Sean Casey, L OBP: 0.353, SLG: 0.430	3-2 G1-3			1-0 2B SF7 1B		0-2 G4-3		0-1 1B 1B	3-2 1B 2B	5 3 3 1 0 0 2												
Aaron Boone, R OBP: 0.331, SLG: 0.465	2-2 G6-3			0-1 1B 2B		0-1 DI 1B		0-1 F9	4-1 1B HR BB	4 1 2 0 1 0 4												
Ruben Mateo, R OBP: 0.295, SLG: 0.364		1-3 K		0-0 SF7		1-3 K		2-0 1B 1B	1-1 1B HR 1B	4 1 2 3 0 2 1												
Adam Dunn, L OBP: 0.365, SLG: 0.483 Ryan Wagner, R OBP: 0.338, SLG: 0.333 Felix Heredia, L OBP: 0.276, SLG: 0.408 Jose Acevedo, R OBP: 0.284, SLG: 0.326 Jason LaRue, R OBP: 0.332, SLG: 0.472		4-0 BB		3-2 HBP 1B		3-3 K		3-3 F7	1-1 1-H 2-H HR	2 0 1 0 1 1 1 0 0 0 0 0 0 0 1 0 0 0 0 0 0 0 0 0 0 0 0 0 1 1 1 3 0 0 0												
Kelly Stinnett, R OBP: 0.301, SLG: 0.412	1-3 SAFE K		1-2 G3-1		1-2 G5-4-3 HBP		2-2 F7	2-2 BB 1B	4-2 BB BB	3 0 1 1 1 1 1												
Jimmy Haynes, R OBP: 0.250, SLG: 0.300 John Riedling, R OBP: 0.230, SLG: 0.295 Brandon Larrick, R OBP: 0.277, SLG: 0.380 Brian Reith, R OBP: 0.284, SLG: 0.326 Kent Mercker, L OBP: 0.230, SLG: 0.374				0-0 G5-4-3		1-2 HBP		2-0 DI HBP	4-1 BB BB	0 0 0 0 0 0 0 1 0 0 0 0 0 1 1 0 0 0 0 0 3 0 0 0 0 0 0 0 0 0 0 0 0 0 0 1 0 0 0 1 1 1												
Inning Stats	R: 0 E: 0 K: 1 S: 12	H: 1 LOB: 2 BB: 1 P: 24	R: 0 E: 0 K: 2 S: 11	H: 0 LOB: 1 BB: 1 P: 18	R: 0 E: 0 K: 2 S: 10	H: 0 LOB: 0 BB: 0 P: 14	R: 1 E: 0 K: 0 S: 10	H: 3 LOB: 2 BB: 0 P: 15	R: 0 E: 0 K: 2 S: 6	H: 1 LOB: 0 BB: 0 P: 9	R: 0 E: 0 K: 2 S: 12	H: 1 LOB: 1 BB: 0 P: 16	R: 0 E: 0 K: 1 S: 10	H: 0 LOB: 1 BB: 0 P: 17	R: 2 E: 0 K: 1 S: 18	H: 4 LOB: 3 BB: 1 P: 29	R: 5 E: 0 K: 2 S: 19	H: 4 LOB: 1 BB: 2 P: 39	1B: 11 2B: 2 3B: 0 HR: 1	SF: 1 SAC: 0 DP: 2 HBP: 2	WP: 0 PB: 0 SB: 0 CS: 0	PA: 46
PITCHER	IP WLS BF H R ER SO BB IBB HBP BLK WP HR S P ERA WHIP																					
Ron Villone, L ERA: 2.5	6.0 W 25 4 2 2 1 0 0 1 0 0 0 23 35 10.80 2.400																					
Pete Munro, R ERA: 5.05	0.1 2 0 0 0 1 1 0 0 0 0 0 5 11 0.00 3.000																					
Mike Gallo, L ERA:	0.1 5 3 4 4 0 1 0 0 0 0 0 0 10 20 108.00 12.000																					
Kirk Saarloos, R ERA: 7.39	0.1 S 4 1 1 1 2 1 0 0 0 0 0 1 9 19 13.50 3.000																					
Octavio Dotel, R ERA: 2.6																						

Houston Astros @ Cincinnati Reds
Great American Ball Park, Cincinnati, OH

AB 38
R 8
H 14
RBI 8
BB 5
SO 11
LOB 26



WP: 0 PA: 46
PB: 0
SB: 0
CS: 0

Batter	1	2	3	4	5	6	7	8	9	AB	R	H	RBI	BB	SO	LOB	TOP										
Craig Biggio, R OBP: 0.353, SLG: 0.424 (1, 8)										4	1	1	0	0	0	0	Houston Astros @ Cincinnati Reds Great American Ball Park, Cincinnati, OH Sun Jul 20 2003, 1:15 PM EDT Att: 32,062 - Cloudy - 82 F										
Morgan Ensberg, R OBP: 0.415, SLG: 0.614 (1, 5)										4	1	1	0	0	0	1											
5 Jeff Bagwell, R OBP: 0.369, SLG: 0.492 (1, 3)										3	2	2	4	0	1	0											
Jeff Kent, R OBP: 0.368, SLG: 0.520 (1, 4)										4	1	2	1	0	0	0											
17 Lance Berkman, S OBP: 0.406, SLG: 0.528 (1, 7)										3	1	1	0	1	0	1											
Richard Hidalgo, R OBP: 0.399, SLG: 0.592 (1, 9)										3	0	0	0	0	1	1											
Brad Ausmus, R OBP: 0.272, SLG: 0.256 (1, 2)										4	0	1	0	0	0	3											
4 Eric Bruntlett, R OBP: 0.273, SLG: 0.455 (1, 6)										4	0	1	1	0	1	1											
Wade Miller, R ERA: 5.39 Mike Gallo, L ERA: 4.25 Orlando Merced, S ERA: 3.44 Ricky Stone, R ERA: 3.44 54 Brad Lidge, R ERA: 2.37 Billy Wagner, L ERA: 2.14										2	0	0	0	0	1	0											
Inning Stats	R: 1 E: 0 K: 0 S: 6	H: 1 LOB: 0 BB: 0 P: 6	R: 0 E: 0 K: 0 S: 6	H: 0 LOB: 0 BB: 0 P: 7	R: 0 E: 0 K: 1 S: 10	H: 0 LOB: 0 BB: 0 P: 13	R: 2 E: 0 K: 0 S: 10	H: 3 LOB: 0 BB: 0 P: 14	R: 0 E: 0 K: 0 S: 3	H: 1 LOB: 0 BB: 0 P: 5	R: 1 E: 0 K: 0 S: 8	H: 2 LOB: 1 BB: 0 P: 12	R: 1 E: 0 K: 0 S: 9	H: 0 LOB: 0 BB: 0 P: 15	R: 0 E: 0 K: 1 S: 9	H: 0 LOB: 0 BB: 0 P: 11		R: 1 E: 0 K: 2 S: 11	H: 1 LOB: 1 BB: 1 P: 21	1B: 4 2B: 2 3B: 0 HR: 3	SF: 1 SAC: 0 DP: 2 HBP: 1	WP: 1 PB: 0 SB: 0 CS: 0	PA: 35				
PITCHER	IP	WLS	BF	H	R	ER	SO	BB	IBB	HBP	BLK	WP	HR	S	P	ERA	WHIP										
Danny Graves, R ERA: 4.25 Chris Reitsma, R ERA: 4.25 Scott Williamson, R ERA: 3.43	(1, 1) (7, 1) (9, 1)	6.1 1.2 1.0	L 4 5	26 0 1	8 0 1	5 0 1	5 1 2	0 0 1	0 0 0	0 0 0	0 0 0	0 0 1	2 0 1	48 13 11	66 17 21	7.11 0.00 9.00	1.263 0.000 2.000										

Batter	1	2	3	4	5	6	7	8	9	AB	R	H	RBI	BB	SO	LOB	BOTTOM										
D'Angelo Jimenez, S OBP: 0.342, SLG: 0.409 (1, 4)										4	0	1	0	0	1	0	Houston Astros @ Cincinnati Reds Great American Ball Park, Cincinnati, OH Sun Jul 20 2003, 1:15 PM EDT Att: 32,062 - Cloudy - 82 F										
Reggie Taylor, L OBP: 0.256, SLG: 0.360 (1, 8)										4	0	0	0	0	3	1											
Jose Guillen, R OBP: 0.382, SLG: 0.601 (1, 9)										4	1	1	0	0	1	0											
Sean Casey, L OBP: 0.360, SLG: 0.433 (1, 3)										2	1	2	0	2	0	0											
Aaron Boone, R OBP: 0.333, SLG: 0.473 (1, 5)										3	1	1	3	1	0	2											
Adam Dunn, L OBP: 0.342, SLG: 0.478 Chris Reitsma, R OBP: 0.123, SLG: 0.125 Russell Branyan, L OBP: 0.371, SLG: 0.400 Scott Williamson, R ERA: 3.43	(1, 7) (7, 1) (8, PH) (9, 1)	3-3 SAFE SAFE								3	0	0	0	0	1	4											
Jason LaRue, R OBP: 0.327, SLG: 0.463 (1, 2)										4	0	0	0	0	2	4											
Juan Castro, R OBP: 0.267, SLG: 0.369 Barry Larkin, R OBP: 0.337, SLG: 0.374 (9, PH)											3	0	0	0	0	1		0									
Danny Graves, R OBP: 0.122, SLG: 0.122 Ruben Mateo, R OBP: 0.286, SLG: 0.351 (1, 1) (7, 7)											2	0	0	0	0	1		0									
Inning Stats	R: 0 E: 0 K: 2 S: 12	H: 0 LOB: 0 BB: 0 P: 19	R: 0 E: 0 K: 1 S: 14	H: 0 LOB: 1 BB: 1 P: 22	R: 0 E: 0 K: 2 S: 11	H: 0 LOB: 0 BB: 0 P: 15	R: 0 E: 0 K: 2 S: 15	H: 1 LOB: 3 BB: 2 P: 25	R: 0 E: 0 K: 1 S: 7	H: 0 LOB: 0 BB: 0 P: 10	R: 3 E: 1 K: 1 S: 20	H: 2 LOB: 1 BB: 0 P: 30	R: 0 E: 0 K: 0 S: 12	H: 1 LOB: 1 BB: 0 P: 18	R: 0 E: 0 K: 1 S: 7	H: 1 LOB: 1 BB: 0 P: 9		R: 0 E: 0 K: 2 S: 9	H: 0 LOB: 0 BB: 0 P: 13	1B: 4 2B: 0 3B: 0 HR: 1	SF: 0 SAC: 0 DP: 0 HBP: 0	WP: 0 PB: 0 SB: 1 CS: 0	PA: 36				
PITCHER	IP	WLS	BF	H	R	ER	SO	BB	IBB	HBP	BLK	WP	HR	S	P	ERA	WHIP										
Wade Miller, R ERA: 4.6 Mike Gallo, L ERA: 3.44 Ricky Stone, R ERA: 3.44 54 Brad Lidge, R ERA: 2.37 Billy Wagner, L ERA: 2.14	(1, 1) (6, 1) (7, 1) (8, 1) (9, 1)	5.1 0.2 1.0 1.0 1.0	W H H H S	23 2 4 4 3	3 0 1 0 0	2 0 0 0 0	3 0 0 0 2	0 0 0 0 0	0 0 0 0 0	0 0 0 0 0	0 0 0 0 0	0 0 0 0 0	0 0 0 0 0	6 10 12 7 9	10 18 9 9 13	0.00 0.00 0.00 0.00 0.00	0.000 0.000 1.000 1.000 0.000										



Batter	1	2	3	4	5	6	7	8	9	AB	R	H	RBI	BB	SO	LOB	TOP											
Eric Young Sr. R OBP: 0.332, SLG: 0.418 (1, 4)										3	0	1	0	1	0	0	Milwaukee Brewers @ Cincinnati Reds Great American Ball Park, Cincinnati, OH Mon Jul 21 2003, 7:10 PM EDT Att: 22,630 - Overcast - 79 F											
Scott Podsednik L OBP: 0.390, SLG: 0.422 (1, 8)										4	0	0	0	0	0	3												
Geoff Jenkins L OBP: 0.354, SLG: 0.522 (1, 7)										4	0	1	0	0	0	4												
Richie Sexson R OBP: 0.369, SLG: 0.509 (1, 3)										4	1	1	1	0	1	1												
John Vander Wal L OBP: 0.378, SLG: 0.500 (9, PH) 2 Bill Hall R										2	0	0	0	1	0	1												
Keith Ginter R OBP: 0.333, SLG: 0.399 (1, 5)										4	1	1	1	0	2	2												
Eddie Pérez R OBP: 0.333, SLG: 0.475 (1, 2)										3	0	0	0	1	0	2												
Royce Clayton R OBP: 0.282, SLG: 0.330 (1, 6)										4	0	0	0	0	2	1												
Matt Kinney R OBP: 0.029, SLG: 0.059 Brooks Kieschnick L OBP: 0.490, SLG: 0.635 Shane Nance L										2	0	0	0	0	2	0												
Inning Stats	R: 0 E: 0 K: 1 S: 14	H: 1 LOB: 1 BB: 0 P: 23	R: 0 E: 0 K: 0 S: 12	H: 0 LOB: 1 BB: 1 P: 21	R: 0 E: 0 K: 1 S: 11	H: 1 LOB: 1 BB: 0 P: 15	R: 0 E: 1 K: 1 S: 8	H: 0 LOB: 1 BB: 0 P: 8	R: 0 E: 0 K: 2 S: 8	H: 0 LOB: 0 BB: 0 P: 11	R: 0 E: 0 K: 1 S: 9	H: 0 LOB: 1 BB: 1 P: 14	R: 0 E: 1 K: 0 S: 12	H: 0 LOB: 2 BB: 2 P: 26	R: 2 E: 0 K: 1 S: 12	H: 2 LOB: 0 BB: 0 P: 21		1B: 0 2B: 2 3B: 0 HR: 2	SF: 0 SAC: 0 DP: 2 HBP: 0	WP: 1 PB: 1 SB: 0 CS: 0	PA: 35							
PITCHER	IP	WLS	BF	H	R	ER	SO	BB	IBB	HBP	BLK	WP	HR	S	P	ERA	WHIP											
Jose Acevedo R ERA: 5.83	(1, 1)	7.0	W	25	2	0	0	6	2	0	0	0	1	0	68	102	0.00	0.571										
John Riedling R ERA: 5.83	(8, 1)	1.0		5	0	0	0	0	2	0	0	0	0	0	12	26	0.00	2.000										
Kent Mercker L ERA: 2.76	(9, 1)	1.0		5	2	2	2	1	0	0	0	0	0	2	12	21	18.00	2.000										

Batter	1	2	3	4	5	6	7	8	9	AB	R	H	RBI	BB	SO	LOB	BOTTOM											
D'Angelo Jimenez S OBP: 0.340, SLG: 0.407 (1, 4)										4	1	1	1	0	1	2	Milwaukee Brewers @ Cincinnati Reds Great American Ball Park, Cincinnati, OH Mon Jul 21 2003, 7:10 PM EDT Att: 22,630 - Overcast - 79 F											
Barry Larkin R OBP: 0.340, SLG: 0.374 Brandon Larson R OBP: 0.183, SLG: 0.078 (8, 5)										3	1	1	0	1	0	1												
Jose Guillen R OBP: 0.387, SLG: 0.614 Reggie Taylor L OBP: 0.263, SLG: 0.366 (8, 8)										4	1	3	3	0	0	1												
Sean Casey L OBP: 0.360, SLG: 0.431 (1, 3)										4	1	1	0	1	0	3												
Aaron Boone R OBP: 0.332, SLG: 0.473 (8, 6)										4	1	1	0	0	1	3												
Juan Castro R OBP: 0.270, SLG: 0.372 (8, 6)										1	0	1	0	0	0	0												
Ruben Mateo R OBP: 0.294, SLG: 0.419 (8, 9)										5	2	2	1	0	0	6												
Adam Dunn L OBP: 0.346, SLG: 0.477 (1, 7)										3	1	1	0	2	1	1												
Jason LaRue R OBP: 0.332, SLG: 0.473 (1, 2)										4	2	2	2	0	0	4												
Jose Acevedo R Russell Branyan L OBP: 0.381, SLG: 0.471 John Riedling R OBP: 0.235, SLG: 0.235 Kent Mercker L	(1, 1)	(7, PH)	(8, 1)	(9, 1)						2	0	0	0	0	1	2												
Inning Stats	R: 2 E: 0 K: 0 S: 8	H: 2 LOB: 0 BB: 1 P: 16	R: 1 E: 0 K: 0 S: 12	H: 2 LOB: 1 BB: 0 P: 17	R: 0 E: 0 K: 1 S: 7	H: 1 LOB: 1 BB: 0 P: 8	R: 1 E: 0 K: 2 S: 13	H: 2 LOB: 1 BB: 0 P: 17	R: 0 E: 0 K: 0 S: 10	H: 1 LOB: 2 BB: 1 P: 18	R: 1 E: 1 K: 1 S: 11	H: 1 LOB: 1 BB: 0 P: 17	R: 6 E: 0 K: 1 S: 12	H: 4 LOB: 0 BB: 1 P: 21	R: 0 E: 0 K: 0 S: 9	H: 2 LOB: 3 BB: 1 P: 19	1B: 9 2B: 2 3B: 1 HR: 3	SF: 1 SAC: 1 DP: 1 HBP: 1	WP: 0 PB: 1 SB: 2 CS: 0	PA: 44								
PITCHER	IP	WLS	BF	H	R	ER	SO	BB	IBB	HBP	BLK	WP	HR	S	P	ERA	WHIP											
Matt Kinney R ERA: 5.0	(1, 1)	6.0	L	32	12	8	7	4	2	0	0	0	0	1	7	14	27.00	1.000										
Brooks Kieschnick R ERA: 4.81	(7, 1)	1.0		6	1	3	3	1	0	1	1	0	0	1	7	14	27.00	1.000										
Shane Nance L ERA: 5.87	(8, 1)	1.0		6	2	0	0	0	1	0	0	0	0	0	9	19	0.00	3.000										

Batter	1	2	3	4	5	6	7	8	9	AB	R	H	RBI	BB	SO	LOB	TOP					
Eric Young Sr. R OBP: 0.332, SLG: 0.416										4	1	1	0	1	1	3	Milwaukee Brewers @ Cincinnati Reds Great American Ball Park, Cincinnati, OH Tue Jul 22 2003, 7:10 PM EDT Att: 22,336 - Cloudy - 76 F					
Scott Podsednik L OBP: 0.384, SLG: 0.416										5	0	0	0	0	1	4						
Geoff Jenkins L OBP: 0.357, SLG: 0.521										3	0	1	1	1	2	1						
Richie Sexson R OBP: 0.367, SLG: 0.505										5	0	1	1	0	2	3						
John Vander Wal L OBP: 0.375, SLG: 0.494 Dan Kolb R										5	0	1	0	0	1	5						
Keith Ginter R OBP: 0.340, SLG: 0.401										4	2	2	0	1	0	0						
Keith Osik R OBP: 0.328, SLG: 0.297										2	1	1	1	1	1	1						
2 Bill Hall R OBP: 0.400, SLG: 1.000										4	2	2	2	0	1	3						
Wayne Franklin L OBP: 0.143, SLG: 0.143 Royce Clayton R OBP: 0.281, SLG: 0.329 Mike DeJean R Leo Estrella R Brady Clark R OBP: 0.305, SLG: 0.376										2	0	1	1	0	1	2						
Inning Stats	R: 0 E: 0 K: 1 S: 11	H: 1 LOB: 1 BB: 0 P: 16	R: 3 E: 1 K: 0 S: 13	H: 3 LOB: 0 BB: 0 P: 17	R: 0 E: 0 K: 2 S: 10	H: 1 LOB: 2 BB: 1 P: 15	R: 0 E: 0 K: 1 S: 11	H: 1 LOB: 2 BB: 1 P: 20	R: 0 E: 0 K: 1 S: 13	H: 0 LOB: 1 BB: 1 P: 23	R: 3 E: 0 K: 1 S: 17	H: 2 LOB: 3 BB: 2 P: 33	R: 0 E: 0 K: 2 S: 12	H: 1 LOB: 0 BB: 0 P: 19	R: 0 E: 0 K: 2 S: 7	H: 0 LOB: 0 BB: 0 P: 10		R: 0 E: 0 K: 1 S: 9	H: 1 LOB: 0 BB: 0 P: 14	1B: 7 2B: 2 3B: 1 HR: 0	SF: 0 SAC: 1 DP: 1 HBP: 2	WP: 0 PB: 1 SB: 1 CS: 0
PITCHER	IP WLS BF H R ER SO BB IBB HBP BLK WP HR S P ERA WHIP																					
Paul Wilson R ERA: 5.31	(1, 1) 5.0 L 26 7 6 5 5 3 0 1 0 0 0 0 67 109 9.00 2.000																					
Felix Heredia L ERA: 2.89	(6, 1) 0.2 4 0 0 0 1 0 1 1 0 0 0 6 13 0.00 0.000																					
John Riedling R ERA: 5.81	(6, 1) 0.1 2 1 0 0 0 0 0 0 0 0 0 2 2 0.00 3.000																					
Ryan Wagner R ERA: 4.17	(7, 1) 2.0 7 1 0 0 4 0 0 0 0 0 0 19 29 0.00 0.500																					
Chris Reitsma R ERA: 4.17	(9, 1) 1.0 3 1 0 0 1 0 0 0 0 0 0 9 14 0.00 1.000																					


Batter	1	2	3	4	5	6	7	8	9	AB	R	H	RBI	BB	SO	LOB	BOTTOM					
D'Angelo Jimenez S OBP: 0.341, SLG: 0.410										5	0	2	2	0	0	0	Milwaukee Brewers @ Cincinnati Reds Great American Ball Park, Cincinnati, OH Tue Jul 22 2003, 7:10 PM EDT Att: 22,336 - Cloudy - 76 F					
Barry Larkin R OBP: 0.332, SLG: 0.364										5	0	0	0	0	3	3						
Jose Guillen R OBP: 0.387, SLG: 0.621										5	1	2	1	0	2	1						
Sean Casey L OBP: 0.361, SLG: 0.433										5	1	2	0	0	2	2						
Aaron Boone R OBP: 0.335, SLG: 0.475										5	1	3	0	0	0	0						
Ruben Mateo R OBP: 0.306, SLG: 0.415										3	0	1	0	1	1	3						
Adam Dunn L OBP: 0.350, SLG: 0.479										1	1	1	1	1	0	0						
Jason LaRue R OBP: 0.331, SLG: 0.466										3	0	0	0	1	0	7						
Paul Wilson R ERA: 5.31 Felix Heredia L ERA: 2.89 John Riedling R ERA: 5.81 Brandon Larrison R ERA: 5.81 Ryan Wagner R ERA: 4.17 Russell Brannan L ERA: 2.85 Chris Reitsma R ERA: 4.17										2	0	0	0	0	2	6						
Inning Stats	R: 0 E: 0 K: 1 S: 8	H: 0 LOB: 0 BB: 0 P: 12	R: 1 E: 0 K: 1 S: 11	H: 2 LOB: 2 BB: 2 P: 21	R: 0 E: 0 K: 0 S: 6	H: 0 LOB: 0 BB: 0 P: 9	R: 0 E: 0 K: 2 S: 14	H: 2 LOB: 3 BB: 0 P: 23	R: 1 E: 0 K: 0 S: 6	H: 1 LOB: 0 BB: 0 P: 11	R: 0 E: 0 K: 1 S: 9	H: 1 LOB: 2 BB: 1 P: 14	R: 0 E: 0 K: 1 S: 11	H: 1 LOB: 1 BB: 0 P: 14	R: 2 E: 0 K: 0 S: 16	H: 3 LOB: 2 BB: 1 P: 28		R: 0 E: 0 K: 0 S: 9	H: 1 LOB: 0 BB: 0 P: 12	1B: 8 2B: 2 3B: 0 HR: 1	SF: 1 SAC: 0 DP: 1 HBP: 1	WP: 0 PB: 0 SB: 0 CS: 1
PITCHER	IP WLS BF H R ER SO BB IBB HBP BLK WP HR S P ERA WHIP																					
Wayne Franklin L ERA: 4.88	(1, 1) 6.0 W 27 6 2 2 4 3 0 1 0 0 0 54 90 3.00 1.500																					
Mike DeJean R ERA: 5.11	(7, 1) 1.0 4 1 0 0 1 0 0 0 0 0 0 11 14 0.00 1.000																					
Leo Estrella R ERA: 2.97	(8, 1) 1.0 7 3 2 2 0 1 0 0 0 0 0 16 28 18.00 4.000																					
Dan Kolb R ERA: 2.85	(9, 1) 1.0 S 3 1 0 0 0 0 0 0 0 0 0 9 12 0.00 1.000																					



Batter	1	2	3	4	5	6	7	8	9	AB	R	H	RBI	BB	SO	LOB	TOP		
18 Jason Kendall, R OBP: 0.398, SLG: 0.401	0-0 P6	4-1 BB		2-2 2B 1B		3-2 F8		1-1 1B		4	1	2	0	1	0	0			
2 Jack Wilson, R OBP: 0.290, SLG: 0.332	1-2 F9	0-0 G4-3		1-1 F9		0-3 K2-3		0-0 B1-3		5	0	0	0	0	1	6			
Brian Giles, L OBP: 0.437, SLG: 0.500	1-1 BB 1B		0-0 G3	0-1 2B			3-2 F8		3-2 F7	5	0	2	2	0	0	0			
Matt Stairs, L OBP: 0.368, SLG: 0.565 Mike Lincoln, R	4-1 BB 1B		2-3 K		4-1 HR BB		0-1 1B		1-1 HR	3	2	2	1	2	1	0			
Reggie Sanders, R OBP: 0.314, SLG: 0.502	2-0 F7		3-2 2B		1-2 F8		1-3 K		2-3 K	5	0	1	0	0	2	4			
Randall Simon, L OBP: 0.305, SLG: 0.423 Adam Hyzdu, R OBP: 0.313, SLG: 0.321		2-2 SH1-4 1B	4-2 BB		0-0 HR		0-0 G4-3		2-3 K	3	1	2	2	1	0	1			
José Hernández, R OBP: 0.290, SLG: 0.367		2-3 K	2-3 K		3-2 G4-3					4	1	1	1	0	2	3			
Abraham Nunez, S OBP: 0.284, SLG: 0.279	1-0 SH1-4 1B			0-0 G3	1-0 F7			0-0 G4-3		4	0	1	0	0	0	0			
Jeff Suppan, R OBP: 0.350, SLG: 0.324 Craig Wilson, R OBP: 0.343, SLG: 0.421 Brian Boehringer, S OBP: 0.295, SLG: 0.290	1-0 SH1-4			1-0 2B 1B		0-3 K		3-2 G6-3		2	1	1	0	0	1	0			
	R: 0 H: 1 E: 0 LOB: 2 K: 0 BB: 1 S: 8 P: 16	R: 0 H: 2 E: 0 LOB: 3 K: 1 BB: 1 S: 13 P: 23	R: 0 H: 1 E: 0 LOB: 2 K: 2 BB: 0 S: 18 P: 29	R: 2 H: 3 E: 0 LOB: 1 K: 0 BB: 0 S: 10 P: 14	R: 2 H: 1 E: 0 LOB: 0 K: 0 BB: 1 S: 10 P: 19	R: 0 H: 0 E: 0 LOB: 0 K: 2 BB: 0 S: 11 P: 14	R: 0 H: 1 E: 0 LOB: 0 K: 1 BB: 0 S: 9 P: 13	R: 1 H: 2 E: 0 LOB: 1 K: 0 BB: 0 S: 8 P: 12	R: 1 H: 1 E: 0 LOB: 0 K: 2 BB: 0 S: 11 P: 19	1B: 7 SF: 0 2B: 2 SAC: 1 3B: 0 DP: 0 HR: 3 HBP: 0	WP: 0 PA: 42 PB: 0 SB: 0 CS: 0								
	PITCHER	IP	WLS	BF	H	R	ER	SO	BB	IBB	HBP	BLK	WP	HR	S	P	ERA	WHIP	
Ryan Dempster, R ERA: 6.63	(1, 1)	5.0		26	8	4	4	3	4	0	0	0	0	1	59	101	7.20	2.400	
Brian Reith, R ERA: 4.09	(6, 1)	1.0	H	3	0	0	0	2	0	0	0	0	0	0	11	14	0.00	0.000	
Felix Heredia, L ERA: 2.84	(7, 1)	1.0	H	4	1	0	0	1	0	0	0	0	0	0	9	13	0.00	1.000	
Chris Reitsma, R ERA: 4.25	(8, 1)	1.0	B	5	2	1	1	0	0	0	0	0	0	1	8	12	9.00	2.000	
Kent Mercker, L ERA: 2.97	(9, 1)	1.0	L	4	1	1	1	2	0	0	0	0	0	1	11	19	9.00	1.000	
Batter	1	2	3	4	5	6	7	8	9	AB	R	H	RBI	BB	SO	LOB	BOTTOM		
D'Angelo Jimenez, S OBP: 0.344, SLG: 0.419	3-2 1B 2B	1-1 F8 2B			2-0 F8			G3		5	1	3	0	0	0	2			
Barry Larkin, R OBP: 0.337, SLG: 0.368 Juan Castro, R OBP: 0.269, SLG: 0.370	0-0 2B 1B	0-0 F8			0-1 2B 1B		0-1 SH3-4		0-2 G3	3	2	2	0	0	0	1			
Jose Guillen, R OBP: 0.387, SLG: 0.624	0-0 1B 2B	0-2 K			0-0 G3 1B 2B		2-0 G5-3		1-0 G6-3	5	2	2	2	0	1	2			
Sean Casey, L OBP: 0.364, SLG: 0.432 Reggie Taylor, L OBP: 0.253, SLG: 0.366	0-0 FC6-4 1B		2-1 F8		0-0 G3		4-0 IBB		4-1 BB	3	0	1	2	2	0	1			
Aaron Boone, R OBP: 0.333, SLG: 0.471	1-3 K		0-2 G3-1		2-2 1B		1-3 K		2-3 K	5	0	1	1	0	3	4			
Ruben Mateo, R OBP: 0.289, SLG: 0.391	1-1 FC6-4 1B		1-2 F7		1-1 SAFE P4				1-0 G5-3	4	0	0	0	0	2				
Adam Dunn, L OBP: 0.349, SLG: 0.476	1-0 1B			3-2 G3		3-2 F9		2-2 P5		4	0	1	0	0	0	0			
Kelly Stinnett, R OBP: 0.300, SLG: 0.407	0-1 G5-3			0-3 K		0-0 G6-3		0-1 BB 1B		4	0	1	0	0	1	2			
Ryan Dempster, R ERA: 6.63 Brandon Larson, R ERA: 3.82 Felix Heredia, L ERA: 2.84 Chris Reitsma, R ERA: 4.25 Russell Brantman, L ERA: 4.05 Kent Mercker, L ERA: 2.97		3-2 L5		3-2 G6-3		2-2 G4-3		4-2 BB		2	0	0	0	0	0	0			
	R: 3 H: 5 E: 0 LOB: 2 K: 1 BB: 0 S: 15 P: 21	R: 0 H: 1 E: 0 LOB: 0 K: 1 BB: 0 S: 12 P: 16	R: 0 H: 0 E: 0 LOB: 0 K: 0 BB: 0 S: 9 P: 12	R: 0 H: 0 E: 0 LOB: 0 K: 1 BB: 0 S: 9 P: 15	R: 2 H: 3 E: 0 LOB: 1 K: 0 BB: 0 S: 11 P: 15	R: 0 H: 0 E: 0 LOB: 0 K: 0 BB: 0 S: 7 P: 12	R: 0 H: 1 E: 0 LOB: 2 K: 1 BB: 1 S: 11 P: 21	R: 0 H: 1 E: 0 LOB: 1 K: 0 BB: 1 S: 9 P: 16	R: 0 H: 0 E: 0 LOB: 1 K: 1 BB: 1 S: 8 P: 15	1B: 7 SF: 0 2B: 4 SAC: 1 3B: 0 DP: 0 HR: 0 HBP: 0	WP: 0 PA: 41 PB: 0 SB: 0 CS: 0								
	PITCHER	IP	WLS	BF	H	R	ER	SO	BB	IBB	HBP	BLK	WP	HR	S	P	ERA	WHIP	
Jeff Suppan, R ERA: 3.82	(1, 1)	7.0		32	10	5	5	4	0	1	0	0	0	0	74	112	6.43	1.429	
Brian Boehringer, R ERA: 5.8	(8, 1)	1.0	W	5	1	0	0	0	1	0	0	0	0	0	9	16	0.00	2.000	
Mike Lincoln, R ERA: 1.46	(9, 1)	1.0	S	4	0	0	0	1	1	0	0	0	0	0	8	15	0.00	1.000	


Pittsburgh Pirates @ Cincinnati Reds
Great American Ball Park, Cincinnati, OH
Wed Jul 23 2003, 7:10 PM EDT
Att: 27,629 - Cloudy - 72 F

AB 37
R 6
H 12
RBI 6
BB 4
SO 8
LOB 14



Pittsburgh Pirates @ Cincinnati Reds
Great American Ball Park, Cincinnati, OH
Wed Jul 23 2003, 7:10 PM EDT
Att: 27,629 - Cloudy - 72 F

AB 37
R 5
H 11
RBI 5
BB 3
SO 5
LOB 14



Batter	1	2	3	4	5	6	7	8	9	AB	R	H	RBI	BB	SO	LOB	TOP								
D'Angelo Jimenez, S OBP: 0.349, SLG: 0.417	4-2 S BB		1-1 HBP 1B		1-3 K		1-1 CS 1B			3	0	2	0	1	1	1									
Juan Castro, R OBP: 0.271, SLG: 0.368	1-1 P3		1-1 P3		4-1 BB		0-1 P4			3	0	0	0	1	0	4									
Jose Guillen, R OBP: 0.389, SLG: 0.631	1-0 F9		3-2 HBP		0-2 F7		2-1 CS	0-1 HR		3	1	1	1	0	0	3									
Adam Dunn, L OBP: 0.349, SLG: 0.466	3-2 F8		2-3 K		2-2 G4-3			3-2 F7		4	0	0	0	0	1	6									
Aaron Boone, R OBP: 0.332, SLG: 0.473		0-3 K		0-1 CI		0-1 F9		2-3 K		3	0	0	0	0	2	0									
Ruben Mateo, R OBP: 0.272, SLG: 0.365		2-3 K		0-0 F9		0-1 P5		0-2 F9		4	0	0	0	0	1	1									
Brandon Larson, R OBP: 0.194, SLG: 0.103		0-0 CS 1B		2-0 P6		0-0 1B			1-2 L7	4	0	2	0	0	0	1	AB 32								
Jason LaRue, R OBP: 0.323, SLG: 0.455		1-2 CS	3-2 1B	1-0 F9		1-3 K			1-3 K	4	0	1	0	0	2	2	R 1								
Danny Graves, R OBP: 0.136, SLG: 0.136			0-1 B3		0-0 BB 1B				2-0 F9	3	0	1	0	0	0	1	H 7								
Barry Larkin, R OBP: 0.333, SLG: 0.365										1	0	0	0	0	0	0	RBI 1								
Inning Stats	R: 0 E: 0 K: 0 S: 11	H: 0 LOB: 1 BB: 1 P: 20	R: 0 E: 0 K: 2 S: 10	H: 1 LOB: 0 BB: 0 P: 13	R: 0 E: 0 K: 1 S: 17	H: 2 LOB: 3 BB: 0 P: 27	R: 0 E: 1 K: 0 S: 5	H: 0 LOB: 1 BB: 0 P: 8	R: 0 E: 0 K: 1 S: 11	H: 1 LOB: 2 BB: 1 P: 18	R: 0 E: 0 K: 0 S: 8	H: 1 LOB: 0 BB: 0 P: 9	R: 0 E: 0 K: 0 S: 6	H: 1 LOB: 0 BB: 0 P: 9	R: 1 E: 0 K: 1 S: 11	H: 1 LOB: 0 BB: 0 P: 16	R: 0 E: 0 K: 1 S: 7	H: 0 LOB: 0 BB: 0 P: 11	1B: 6 2B: 0 3B: 0 HR: 1	SF: 0 SAC: 0 DP: 0 HBP: 1	WP: 0 PB: 0 SB: 1 CS: 2	PA: 38			
PITCHER	IP	WLS	BF	H	R	ER	SO	BB	IBB	HBP	BLK	WP	HR	S	P	ERA	WHIP								
Al Leiter, L ERA: 5.12	7.0	W	29	6	0	0	5	2	0	1	0	0	0	68	104	0.00	1.143								
Dan Wheeler, R ERA: 2.42	0.0		1	1	1	1	0	0	0	0	0	0	1	2	2	∞	∞								
Mike Stanton, L ERA: 5.06	2.0	S	6	0	0	0	2	0	0	0	0	0	0	16	25	0.00	0.000								

Cincinnati Reds @ New York Mets
Shea Stadium, Flushing, NY
Fri Jul 25, 2003, 7:10 PM EDT
Att: 34,021 - Cloudy - 83 F

AB	32
R	1
H	7
RBI	1
BB	2
SO	7
LOB	19



Batter	1	2	3	4	5	6	7	8	9	AB	R	H	RBI	BB	SO	LOB	BOTTOM								
Jeff Duncan, L OBP: 0.482, SLG: 0.455	2-1 L3 1B		0-1 F8			3-2 G4-3		2-2 G4-3		4	0	1	0	0	0	1									
7 José Reyes, S OBP: 0.290, SLG: 0.388	1-0 F8			0-0 G5-3 E 1B		2-1 1B		0-0 1B 3B		4	2	3	0	0	0	1									
Jason Phillips, R OBP: 0.398, SLG: 0.473	1-0 L3			3-1 G5-3 1H 1B		3-2 F7		1-2 FC5-4 1B		4	0	1	1	0	0	2									
Cliff Floyd, L OBP: 0.361, SLG: 0.515		2-2 F7		1-1 P4		2-2 F7		3-1 FC5-4 1B		3	0	0	0	0	0	1									
Raul Gonzalez, R OBP: 0.353, SLG: 0.372								1-2 1B		1	0	0	0	0	0	1									
Roger Cedeno, S OBP: 0.309, SLG: 0.347		1-0 G5-4-3 1B		3-1 1B				0-0 1B		4	0	3	0	0	0	0									
Rey Sanchez, R OBP: 0.240, SLG: 0.236								1-3 1B		0	0	0	0	0	0	0									
Ty Wigginton, R OBP: 0.320, SLG: 0.414		2-0 G5-4-3		1-0 F8			1-2 3B 1B	0-0 F8		4	1	1	0	0	0	4									
Vance Wilson, R OBP: 0.303, SLG: 0.398									3-0 1 1 0 0 0	3	0	1	1	0	0	0	AB 33								
Joe McEwing, R OBP: 0.311, SLG: 0.313									3-0 1 0 0 0 1	3	0	1	0	0	0	1	R 3								
Al Leiter, L																	H 11								
Timo Perez, L OBP: 0.337, SLG: 0.373																	RBI 2								
Dan Wheeler, R																	BB 0								
Mike Stanton, L																	SO 1								
Inning Stats	R: 0 E: 0 K: 0 S: 4	H: 1 LOB: 0 BB: 0 P: 8	R: 0 E: 0 K: 0 S: 6	H: 1 LOB: 0 BB: 0 P: 11	R: 0 E: 0 K: 1 S: 11	H: 1 LOB: 1 BB: 0 P: 17	R: 1 E: 1 K: 0 S: 8	H: 2 LOB: 1 BB: 0 P: 16	R: 0 E: 0 K: 0 S: 7	H: 0 LOB: 0 BB: 0 P: 11	R: 0 E: 0 K: 0 S: 13	H: 1 LOB: 1 BB: 0 P: 23	R: 1 E: 0 K: 0 S: 15	H: 2 LOB: 1 BB: 0 P: 21	R: 1 E: 0 K: 0 S: 11	H: 3 LOB: 2 BB: 0 P: 17	1B: 8 2B: 2 3B: 2 HR: 0	SF: 0 SAC: 0 DP: 2 HBP: 0	WP: 0 PB: 0 SB: 0 CS: 0	PA: 33					
PITCHER	IP	WLS	BF	H	R	ER	SO	BB	IBB	HBP	BLK	WP	HR	S	P	ERA	WHIP								
Danny Graves, R ERA: 5.45	8.0	L	33	11	3	3	1	0	0	0	0	0	0	75	124	3.38	1.375								

Cincinnati Reds @ New York Mets
Shea Stadium, Flushing, NY
Fri Jul 25, 2003, 7:10 PM EDT
Att: 34,021 - Cloudy - 83 F

AB	33
R	3
H	11
RBI	2
BB	0
SO	1
LOB	13



Batter	1	2	3	4	5	6	7	8	9	AB	R	H	RBI	BB	SO	LOB	TOP					
D'Angelo Jimenez, S OBP: 0.344, SLG: 0.412	1-2 G3 1B HBP	0-1 F7		2-2 P6		3-3 K		0-1 G3		4	1	0	0	0	1	3						
Adam Dunn, L OBP: 0.352, SLG: 0.472	3-1 G3 1B		2-0 G6-3 1B 2B		0-0 P6	0-0 1B		1-2 P6		5	2	3	2	0	0	0						
Jose Guillen, R OBP: 0.389, SLG: 0.626	0-3 K		1-0 G6-3		4-2 1B BB	1-2 1B		1-3 K		4	0	1	0	1	2	3						
Sean Casey, L OBP: 0.360, SLG: 0.426	3-1 G3		2-2 1B		0-2 F7	0-0 G3-1			2-2 G3	5	0	1	1	0	0	5						
Aaron Boone, R OBP: 0.333, SLG: 0.472	1-1 S 2B 1B		0-1 F9		0-1 1B		0-1 F9		0-1 G6-3	5	1	2	2	0	0	1						
Ruben Mateo, R OBP: 0.287, SLG: 0.367	3-1 1B 2B		0-0 F7		0-2 K		2-3 K		0-1 F8	5	0	1	1	0	2	3						
Jason LaRue, R OBP: 0.330, SLG: 0.462	2-1 F8			0-0 G5-3 1B		4-2 1B BB		0-0 HR		3	2	2	0	1	0	1						
Juan Castro, R OBP: 0.275, SLG: 0.386		1-1 P6		1-1 G5-3		1-2 SH1-3 1B		1-2 HR		4	2	2	2	0	0	1						
Jose Acevedo, R (1, 1)		1-3 K		0-3 K		0-2 SH1-3		0-3 K		3	0	0	0	0	3	1						
Inning Stats	R: 3 E: 0 K: 1 S: 15	H: 3 LOB: 1 BB: 0 P: 28	R: 0 E: 0 K: 1 S: 7	H: 0 LOB: 0 BB: 0 P: 9	R: 1 E: 0 K: 0 S: 9	H: 2 LOB: 1 BB: 0 P: 14	R: 0 E: 0 K: 1 S: 9	H: 1 LOB: 1 BB: 0 P: 12	R: 0 E: 0 K: 1 S: 11	H: 1 LOB: 2 BB: 1 P: 15	R: 2 E: 0 K: 1 S: 18	H: 3 LOB: 2 BB: 1 P: 28	R: 2 E: 0 K: 2 S: 12	H: 2 LOB: 0 BB: 0 P: 15	R: 0 E: 0 K: 1 S: 8	H: 0 LOB: 0 BB: 0 P: 10	R: 0 E: 0 K: 0 S: 7	H: 0 LOB: 0 BB: 0 P: 9	1B: 8 2B: 3 3B: 0 HR: 1	SF: 0 SAC: 1 DP: 0 HBP: 1	WP: 0 PB: 0 SB: 1 CS: 0	PA: 42
PITCHER	IP WLS BF H R ER SO BB IBB HBP BLK WP HR S P ERA WHIP	IP WLS BF H R ER SO BB IBB HBP BLK WP HR S P ERA WHIP																				
Aaron Heilman, R ERA: 7.59	(1, 1) 5.2 L 28 8 6 6 5 2 0 1 0 0 0 66 101 9.53 1.765	(6, 1) 0.1 3 2 0 0 0 0 0 0 0 0 0 3 5 0.00 6.000	(7, 1) 1.0 5 2 2 2 2 0 0 0 0 0 1 12 15 18.00 2.000	(8, 1) 1.0 3 0 0 0 1 0 0 0 0 0 0 8 10 0.00 0.000	(9, 1) 1.0 3 0 0 0 0 0 0 0 0 0 0 7 9 0.00 0.000																	

Cincinnati Reds @ New York Mets
Shea Stadium, Flushing, NY
Sat Jul 26 2003, 7:10 PM EDT
Att: 29,305 - Cloudy - 84 F

AB	38
R	8
H	12
RBI	8
BB	2
SO	8
LOB	18



Batter	1	2	3	4	5	6	7	8	9	AB	R	H	RBI	BB	SO	LOB	BOTTOM		
Jeff Duncan, L OBP: 0.450, SLG: 0.417	1-3 K		0-3 K		3-2 F7			1-2 G3		4	0	0	0	0	2	0			
7 José Reyes, S OBP: 0.285, SLG: 0.385	2-1 F7		0-1 1B SF8		0-0 F7			2-1 G4-3		4	1	1	0	0	0	0			
Jason Phillips, R OBP: 0.400, SLG: 0.478	1-3 K		0-1 FC6-4 1B		0-2 FC3-6 SF9 2B			1-3 K		4	1	2	0	0	2	0			
Cliff Floyd, L OBP: 0.362, SLG: 0.524		2-1 HR	0-1 SF8		4-0 FC3-6 BB			0-0 G6-3		2	1	1	2	1	0	0			
Roger Cedeno, S OBP: 0.308, SLG: 0.349		1-1 SH1-3 2B	0-0 FC6-4		0-0 FC3-6 CS			1-1 P4		4	0	1	0	0	0	3			
Ty Wigginton, R OBP: 0.317, SLG: 0.411		0-3 K		0-3 K		0-2 SF9		0-2 G3-1		3	0	0	1	0	2	1			
Vance Wilson, R OBP: 0.300, SLG: 0.394		1-1 SH1-3		0-2 K		3-H CS		0-1 F7		2	0	0	0	0	1	0			
Joe McEwing, R OBP: 0.312, SLG: 0.309		4-0 IBB		2-3 K		0-1 G6-3				2	0	0	0	1	1	0			
Aaron Heilman, R ERA: 7.59	(1, 1) 9.0 W 33 5 3 3 10 1 1 0 0 0 1 81 111 3.00 0.667	(6, 1) 0.1 3 2 0 0 0 0 0 0 0 0 0 3 5 0.00 6.000	(7, 1) 1.0 5 2 2 2 2 0 0 0 0 0 1 12 15 18.00 2.000	(8, 1) 1.0 3 0 0 0 1 0 0 0 0 0 0 8 10 0.00 0.000	(9, 1) 1.0 3 0 0 0 0 0 0 0 0 0 0 7 9 0.00 0.000														
PITCHER	IP WLS BF H R ER SO BB IBB HBP BLK WP HR S P ERA WHIP	IP WLS BF H R ER SO BB IBB HBP BLK WP HR S P ERA WHIP																	

Cincinnati Reds @ New York Mets
Shea Stadium, Flushing, NY
Sat Jul 26 2003, 7:10 PM EDT
Att: 29,305 - Cloudy - 84 F

AB	28
R	3
H	5
RBI	3
BB	2
SO	10
LOB	6



Batter	1	2	3	4	5	6	7	8	9	AB	R	H	RBI	BB	SO	LOB	TOP								
Ray Olmedo, S OBP: 0.313, SLG: 0.333	2-1 F9 E 1B		0-0 G1-3		0-0 E2 F8 HR	1-0 G4-3		2-3 K		5	2	2	0	0	1	2									
Adam Dunn, L OBP: 0.353, SLG: 0.478	1-2 F9		3-3 K		0-0 F8	1-1 HR			4-1 G6-3 1B BB	4	2	1	2	1	1	2									
Jose Guillen, R OBP: 0.389, SLG: 0.632	2-0 F9		1-0 F9		0-1 HR	3-H G4-3			0-0 G6-3	5	1	2	3	0	0	1									
Sean Casey, L OBP: 0.358, SLG: 0.423	3-2 SAFE P5			2-1 F7	1-0 P6				0-2 G6-3 1B	5	0	1	1	0	0	1									
Aaron Boone, R OBP: 0.336, SLG: 0.473	2-3 K			3-2 S 2B 1B	2-0 1B				2-2 G4-6-3 1B	5	1	3	0	0	2	1									
Reggie Taylor, L OBP: 0.286, SLG: 0.350		1-2 F8		1-3 K	1-2 G4-3				1-1 G4-6-3	5	0	0	0	0	2	4									
Juan Castro, R OBP: 0.280, SLG: 0.408		1-1 G4-3		1-0 2B		0-1 HR			1-1 G3	4	1	2	2	0	0	0									
Kelly Stinnett, R OBP: 0.312, SLG: 0.408		4-1 BB		4-0 IBB		1-1 F7			1-1 1B	2	0	1	0	2	0	0									
Paul Wilson, R OBP: 0.103, SLG: 0.108		2-2 F8		1-3 K		2-1 G4-3 HR			0-3 K	3	1	1	0	0	1	3									
Ruben Mateo, R OBP: 0.294, SLG: 0.363										1	0	0	0	0	1	1									
Felix Heredia, L OBP: 0.333, SLG: 0.333										0	0	0	0	0	0	0									
Scott Williamson, R OBP: 0.311, SLG: 0.333										0	0	0	0	0	0	0									
Inning Stats	R: 1 H: 2 E: 1 K: 1 S: 16	L: 27 LOB: 1 BB: 0 P: 26	R: 0 H: 0 E: 0 K: 0 S: 12	L: 1 LOB: 1 BB: 1 P: 20	R: 0 H: 0 E: 0 K: 1 S: 5	L: 1 LOB: 2 BB: 1 P: 9	R: 1 H: 2 E: 0 K: 2 S: 12	L: 2 LOB: 2 BB: 1 P: 24	R: 2 H: 3 E: 1 K: 0 S: 9	L: 1 LOB: 1 BB: 0 P: 13	R: 3 H: 3 E: 0 K: 0 S: 11	L: 3 LOB: 0 BB: 0 P: 17	R: 0 H: 0 E: 0 K: 2 S: 9	L: 0 LOB: 0 BB: 0 P: 14	R: 0 H: 1 E: 0 K: 2 S: 10	L: 1 LOB: 1 BB: 1 P: 14	R: 1 H: 2 E: 0 K: 0 S: 10	L: 2 LOB: 1 BB: 1 P: 17	1B: 8 2B: 2 3B: 0 HR: 3	SF: 0 SAC: 0 DP: 1 HBP: 0	WP: 0 PB: 0 SB: 1 CS: 0	PA: 42			
PITCHER	IP	WLS	BF	H	R	ER	SO	BB	IBB	HBP	BLK	WP	HR	S	P	ERA	WHIP								
Steve Trachsel, R ERA: 4.71	5.1	L	27	9	6	5	4	1	1	0	0	0	2	60	101	8.44	1.875								
David Weathers, R ERA: 3.16	1.2		6	1	1	1	2	0	0	0	0	0	1	14	22	5.40	0.600								
Pedro Feliciano, L ERA: 3.06	2.0		9	3	1	1	2	1	0	0	0	0	0	20	31	4.50	2.000								

Cincinnati Reds @ New York Mets
Shea Stadium, Flushing, NY
Sun Jul 27 2003, 1:10 PM EDT
Att: 30,173 - Cloudy - 89 F

AB	39
R	8
H	13
RBI	8
BB	3
SO	8
LOB	15



Batter	1	2	3	4	5	6	7	8	9	AB	R	H	RBI	BB	SO	LOB	BOTTOM								
Jeff Duncan, L OBP: 0.438, SLG: 0.404	3-2 7 E 7 1B G6-3		2-1 L9		2-2 F8		0-0 G3			4	1	1	0	0	0	1									
Pedro Feliciano, L										0	0	0	0	0	0	0									
7 José Reyes, S OBP: 0.286, SLG: 0.381	0-0 E1 2B 1B		2-1 G3			0-3 K		0-1 F8		4	1	1	0	0	1	0									
Cliff Floyd, L OBP: 0.364, SLG: 0.523	1-0 G1-3			3-2 G3-1		0-0 1B		1-0 HBP		3	0	1	0	0	0	2									
Jason Phillips, R OBP: 0.394, SLG: 0.470	0-0 G6-3			2-0 L6		1-1 F7		0-1 L9		4	0	0	1	0	0	3									
Timo Perez, L OBP: 0.337, SLG: 0.379	3-1 F9			1-2 F9		3-2 G1-4-3		1-3 K		3	0	1	1	0	0	1									
Raul Gonzalez, R OBP: 0.350, SLG: 0.369		2H 2B								1	0	0	0	0	1	1									
Tony Clark, S OBP: 0.286, SLG: 0.449			0-1 F8		1-0 F8		1-1 G6-4-3 1B		0-0 G4-3	4	0	1	0	0	0	0									
Jay Bell, R OBP: 0.359, SLG: 0.190		0-2 F9			4-2 1B FC6-4 BB		2-1 G6-4-3 1-2f		2-3 K	3	1	0	0	1	1	1									
Joe McEwing, R OBP: 0.316, SLG: 0.314			0-3 K		2-1 FC6-4 1B		1-2 HR 1B		3-3 K	4	1	2	0	0	2	0									
Steve Trachsel, R OBP: 0.083, SLG: 0.088										2	0	0	1	0	1	1									
David Weathers, R										0	0	0	0	0	0	0									
Roger Cedeno, S OBP: 0.311, SLG: 0.363					1-3 K		0-0 FC6-4 1-2f		2-2 HR	1	1	1	2	0	0	0									
Inning Stats	R: 2 H: 3 E: 1 K: 0 S: 8	L: 3 LOB: 1 BB: 0 P: 15	R: 0 H: 0 E: 0 K: 1 S: 9	L: 0 LOB: 0 BB: 0 P: 9	R: 0 H: 0 E: 0 K: 1 S: 7	L: 0 LOB: 0 BB: 0 P: 12	R: 0 H: 0 E: 0 K: 0 S: 10	L: 0 LOB: 0 BB: 0 P: 16	R: 1 H: 1 E: 0 K: 0 S: 11	L: 0 LOB: 1 BB: 1 P: 20	R: 0 H: 1 E: 0 K: 1 S: 9	L: 1 LOB: 0 BB: 0 P: 13	R: 2 H: 3 E: 0 K: 0 S: 12	L: 3 LOB: 0 BB: 0 P: 18	R: 0 H: 0 E: 0 K: 1 S: 7	L: 0 LOB: 0 BB: 0 P: 9	R: 0 H: 0 E: 0 K: 2 S: 7	L: 0 LOB: 0 BB: 0 P: 12	1B: 6 2B: 1 3B: 0 HR: 1	SF: 0 SAC: 0 DP: 1 HBP: 1	WP: 0 PB: 0 SB: 0 CS: 0	PA: 35			
PITCHER	IP	WLS	BF	H	R	ER	SO	BB	IBB	HBP	BLK	WP	HR	S	P	ERA	WHIP								
Paul Wilson, R ERA: 5.37	7.0	W	28	8	5	5	3	1	0	0	0	0	1	66	103	6.43	1.286								
Felix Heredia, L ERA: 2.75	1.0	H	4	0	0	0	1	0	0	1	0	0	0	7	9	0.00	0.000								
Scott Williamson, R ERA: 3.27	1.0	S	3	0	0	0	2	0	0	0	0	0	0	7	12	0.00	0.000								

Cincinnati Reds @ New York Mets
Shea Stadium, Flushing, NY
Sun Jul 27 2003, 1:10 PM EDT
Att: 30,173 - Cloudy - 89 F

AB	33
R	5
H	8
RBI	5
BB	1
SO	6
LOB	10



Batter	1	2	3	4	5	6	7	8	9	10	AB	R	H	RBI	BB	SO	LOB	TOP								
Ronnie Belliard, R OBP: 0.364, SLG: 0.384 (1, 4)	G4-3							G5-3			4	1	1	0	0	0	0	Colorado Rockies @ Cincinnati Reds Great American Ball Park, Cincinnati, OH Thu Jul 31 2003, 7:10 PM EDT Att: 24,861 - Cloudy - 78 F								
Mark Belhnom, S OBP: 0.338, SLG: 0.299 Jose Jimenez, R (8, 1)	K		K					K			4	0	0	0	0	3	1									
Rene Reyes, S OBP: 0.296, SLG: 0.346 (9, 7)											0	0	0	0	0	0	0									
17 Todd Helton, L OBP: 0.439, SLG: 0.616 (1, 3)	F8		P6					G3-1			4	0	0	0	0	0	1									
Preston Wilson, R OBP: 0.351, SLG: 0.588 (1, 8)		3B	2B	HR				K			3	2	2	2	1	1	0									
Larry Walker, L OBP: 0.432, SLG: 0.487 (1, 9)								F7		G1-6-3	4	0	0	0	0	1	2									
Jay Payton, R OBP: 0.364, SLG: 0.480 40 Brian Fuentes, L (9, 1)											4	0	1	0	0	0	1									
Bobby Estalella, R OBP: 0.303, SLG: 0.395 (1, 2)											4	0	1	2	0	1	1									
Juan Uribe, R OBP: 0.303, SLG: 0.391 (1, 6)											4	0	1	2	0	1	1									
Chin-hui Tsao, R 28 Aaron Cook, R Greg Norton, S Adam Bernero, R Javier Lopez, L Chris Stryker, L (1, 1) (5, 1) (7, PH) (7, 1) (7, 1) (8, 5)											2	0	0	0	0	0	2									
Inning Stats	R: 0 E: 0 K: 1 S: 7	H: 0 LOB: 0 BB: 0 P: 10	R: 2 E: 0 K: 1 S: 16	H: 2 LOB: 1 BB: 21 P: 21	R: 2 E: 0 K: 1 S: 12	H: 2 LOB: 0 BB: 0 P: 18	R: 0 E: 0 K: 1 S: 10	H: 1 LOB: 1 BB: 0 P: 15	R: 0 E: 0 K: 1 S: 5	H: 0 LOB: 0 BB: 0 P: 6	R: 0 E: 0 K: 1 S: 7	H: 0 LOB: 0 BB: 0 P: 12	R: 0 E: 0 K: 1 S: 12	H: 0 LOB: 0 BB: 0 P: 15	R: 0 E: 0 K: 1 S: 7	H: 0 LOB: 0 BB: 0 P: 10	R: 0 E: 0 K: 0 S: 6	H: 0 LOB: 0 BB: 1 P: 11	R: 0 E: 0 K: 1 S: 6	H: 0 LOB: 0 BB: 0 P: 8	1B: 2 2B: 1 3B: 1 HR: 1	SF: 0 SAC: 0 DP: 1 HBP: 1	WP: 0 PB: 0 SB: 0 CS: 0	PA: 36		
PITCHER	IP 7.0	WLS 27	H 5	R 4	ER 4	SO 6	BB 0	IBB 0	HBP 1	BLK 0	WP 0	HR 1	S 69	P 97	ERA 5.14	WHIP 0.714										
Jose Acevedo, R ERA: 2.63 (1, 1)	1.0	3	0	0	0	1	0	0	0	0	0	0	7	10	0.00	0.000										
Ryan Wagner, R ERA: 5.43 (8, 1)	2.0	W	6	0	0	0	1	0	0	0	0	0	12	19	0.00	0.500										
John Riedling, R ERA: 5.43 (9, 1)																										

AB	34
R	4
H	5
RBI	4
BB	1
SO	8
LOB	9



Batter	1	2	3	4	5	6	7	8	9	10	AB	R	H	RBI	BB	SO	LOB	BOTTOM									
D'Angelo Jimenez, S OBP: 0.348, SLG: 0.415 (1, 4)	F8										4	0	2	1	1	1	0	Colorado Rockies @ Cincinnati Reds Great American Ball Park, Cincinnati, OH Thu Jul 31 2003, 7:10 PM EDT Att: 24,861 - Cloudy - 78 F									
Barry Larkin, R OBP: 0.333, SLG: 0.361 (1, 6)	G6-3										4	0	0	0	1	1	2										
Sean Casey, L OBP: 0.361, SLG: 0.425 6 Ryan Freel, R OBP: 0.348, SLG: 0.293 (1, 3) (9, PR) (10, 5)	G4-3										3	0	1	0	2	0	2										
Adam Dunn, L OBP: 0.358, SLG: 0.488 (1, 7) (10, 3)											4	1	2	0	0	1	1										
Jason LaRue, R OBP: 0.339, SLG: 0.481 (1, 2)											3	2	1	1	0	1	5										
Russell Brannan, L OBP: 0.375, SLG: 0.545 (1, 5) (10, 7)											4	1	2	3	0	0	3										
Wily Mo Peña, R OBP: 0.125, SLG: 0.179 (1, 8)											4	1	1	0	0	1	0										
Ruben Mateo, R OBP: 0.300, SLG: 0.385 (1, 9)											4	0	2	0	0	0	0										
Jose Acevedo, R (1, 1)											3	0	0	0	0	0	2										
Ryan Wagner, R ERA: 5.72 (8, PH)											0	0	0	0	0	0	0										
Reggie Taylor, L OBP: 0.254, SLG: 0.333 John Riedling, R OBP: 0.235, SLG: 0.235 (8, PH) (9, 1)											1	0	0	0	0	1	0										
Inning Stats	R: 0 E: 0 K: 0 S: 7	H: 0 LOB: 0 BB: 0 P: 10	R: 4 E: 0 K: 0 S: 16	H: 5 LOB: 2 BB: 1 P: 26	R: 0 E: 0 K: 0 S: 4	H: 1 LOB: 1 BB: 0 P: 9	R: 0 E: 0 K: 0 S: 9	H: 0 LOB: 0 BB: 0 P: 11	R: 0 E: 0 K: 2 S: 16	H: 2 LOB: 3 BB: 0 P: 24	R: 0 E: 0 K: 1 S: 6	H: 0 LOB: 0 BB: 0 P: 8	R: 0 E: 0 K: 1 S: 14	H: 1 LOB: 2 BB: 1 P: 20	R: 0 E: 0 K: 0 S: 8	H: 1 LOB: 1 BB: 0 P: 9	R: 0 E: 0 K: 1 S: 15	H: 0 LOB: 1 BB: 0 P: 26	R: 1 E: 0 K: 0 S: 4	H: 1 LOB: 0 BB: 0 P: 5	1B: 5 2B: 4 3B: 0 HR: 2	SF: 0 SAC: 0 DP: 1 HBP: 3	WP: 0 PB: 0 SB: 0 CS: 1	PA: 41			
PITCHER	IP 4.1	WLS 22	H 8	R 4	ER 4	SO 1	BB 1	IBB 0	HBP 3	BLK 0	WP 0	HR 1	S 46	P 70	ERA 8.31	WHIP 2.077											
Chin-hui Tsao, R ERA: 5.91 (1, 1)	1.2	5	0	0	2	0	0	0	0	0	0	0	12	18	0.00	0.000											
Adam Bernero, R ERA: 5.7 (7, 1)	0.2	3	0	0	0	1	1	0	0	0	0	0	12	17	0.00	1.500											
Javier Lopez, L ERA: 4.76 (7, 1)	0.2	3	1	0	0	0	0	0	0	0	0	0	3	4	0.00	1.500											
Jose Jimenez, R ERA: 6.52 (8, 1)	0.2	3	1	0	0	0	0	0	0	0	0	0	7	8	0.00	1.500											
PITCHER	IP 1.0	WLS L	BF 5	H 1	R 1	ER 1	SO 1	BB 2	IBB 0	HBP 0	BLK 0	WP 0	HR 1	S 19	P 31	ERA 9.00	WHIP 3.000										
40 Brian Fuentes, L ERA: 3.08 (9, 1)	1.0	L	5	1	1	1	1	2	0	0	0	0	1	19	31	9.00	3.000										

AB	34
R	5
H	11
RBI	5
BB	4
SO	5
LOB	16



Batter	1	2	3	4	5	6	7	8	9	AB	R	H	RBI	BB	SO	LOB	TOP							
Ray Durham, S OBP: 0.367, SLG: 0.424	4-2 1B BB		1-0 L5-3 1B		0-2 G4-3		0-1 F7		1-2 G6-3	4	0	1	0	1	0	1								
Rich Aurilia, R OBP: 0.319, SLG: 0.407	0-0 1B		2-2 L5-3 1-1			1-1 1B 1B		0-0 G1-3		4	0	2	0	0	0	1								
Marquis Grissom, R OBP: 0.334, SLG: 0.489	1-3 K		2-0 G5-3			2-2 G6-4-3 1-2 1B		3-2 E 1B 1B		4	1	2	0	0	1	2								
Barry Bonds, L OBP: 0.508, SLG: 0.722	0-0 F7			1-1 F9		2-2 F8		2-0 E9 1B 1B		4	0	1	0	0	0	4								
Andres Galarraga, R OBP: 0.373, SLG: 0.519	2-3 K			2-0 G6-3		0-0 G6-4-3 1-2		2-3 K		4	0	0	0	0	2	6								
Benito Santiago, R OBP: 0.322, SLG: 0.437		0-0 G5-3		2-1 G5-3			1-3 K	1-2 FC6-4 1B		4	0	1	1	0	1	0								
Edgardo Alfonzo, R OBP: 0.317, SLG: 0.358		1-1 1B			1-2 G5-3		0-1 F8	2-1 FC6-4 1-2		4	0	1	0	0	0	2								
Felix Rodriguez, R OBP: 1.000, SLG: 1.000										0	0	0	0	0	0	0								
José Cruz Jr., S OBP: 0.365, SLG: 0.433		0-3 K		3-2 SH1-4 1B			4-1 HR BB	3-1 F9		3	1	1	0	1	1	1								
Jerome Williams, R OBP: 0.111, SLG: 0.167		0-0 G5-3			1-0 SH1-4		1-0 HR	0-0 F8		1	0	0	0	0	0	1								
Pedro Feliz, R OBP: 0.258, SLG: 0.513										1	1	1	2	0	0	0								
Joe Nathan, R OBP: 0.340, SLG: 0.286										0	0	0	0	0	0	0								
Jason Christiansen, R OBP: 0.284, SLG: 0.424										0	0	0	0	0	0	0								
Neifi Perez, S OBP: 0.295, SLG: 0.356										1	0	0	0	0	0	0								
Inning Stats	R: 0 E: 0 K: 2 S: 10	H: 1 LOB: 2 BB: 1 P: 17	R: 0 E: 0 K: 1 S: 7	H: 1 LOB: 1 BB: 0 P: 8	R: 0 E: 0 K: 0 S: 5	H: 1 LOB: 0 BB: 0 P: 10	R: 0 E: 0 K: 0 S: 5	H: 0 LOB: 0 BB: 0 P: 10	R: 0 E: 0 K: 0 S: 11	H: 1 LOB: 1 BB: 0 P: 16	R: 0 E: 0 K: 0 S: 9	H: 2 LOB: 1 BB: 0 P: 14	R: 2 E: 0 K: 1 S: 9	H: 1 LOB: 0 BB: 1 P: 15	R: 1 E: 1 K: 1 S: 16	H: 3 LOB: 2 BB: 0 P: 26	R: 0 E: 0 K: 0 S: 7	H: 0 LOB: 0 BB: 0 P: 11	1B: 9 2B: 1 3B: 0 HR: 1	SF: 0 SAC: 1 DP: 2 HBP: 0	WP: 0 PB: 0 SB: 0 CS: 0	PA: 37		
PITCHER	IP WLS BF H R ER SO BB IBB HBP BLK WP HR S P ERA WHIP	7.0 0.1 0.0 1.2	28 H 2 W	7 1 1 0 1	2 1 1 0 0	4 1 0 0 1	2 0 0 0 0	0 0 0 0 0	0 0 0 0 0	0 0 0 0 0	1 6 9 25	2.57 3.000 ∞ 0.600												

San Francisco Giants @ Cincinnati Reds
Great American Ball Park, Cincinnati, OH
Fri Aug 01 2003, 7:10 PM EDT
Att: 39,291 - Cloudy - 85 F

AB 34
R 3
H 10
RBI 3
BB 2
SO 5
LOB 18



Batter	1	2	3	4	5	6	7	8	9	AB	R	H	RBI	BB	SO	LOB	BOTTOM						
D'Angelo Jimenez, S OBP: 0.344, SLG: 0.410	1-3 K		1-0 F8		0-1 G3		3-2 P4			4	0	0	0	0	1	4							
Barry Larkin, R OBP: 0.332, SLG: 0.374	0-2 F9			0-1 HR	1-3 K		0-3 K			4	1	1	1	0	2	0							
Sean Casey, L OBP: 0.357, SLG: 0.421	0-1 G4-3			3-2 K	1-0 G3-1			1-2 G3-1		4	0	0	0	0	1	0							
Adam Dunn, L OBP: 0.357, SLG: 0.485		3-2 L3		0-0 1B HBP 1B	2-3 K			0-0 G1-3		4	1	1	0	0	1	0							
Jason LaRue, R OBP: 0.345, SLG: 0.481		1-3 K		2-0 1B E HBP		1-2 CS 1B		4-2 E HR BB		2	2	1	0	1	1	0							
Russell Branyan, L OBP: 0.370, SLG: 0.537		1-3 K		0-0 E 1B		3-3 K		2-2 HR		1	0	0	0	0	1	0							
Juan Castro, R OBP: 0.284, SLG: 0.424				1-2 2-3 3-H	1-2 2-3 1B		1-2 1B			3	1	2	2	0	1	1							
Wily Mo Peña, R OBP: 0.159, SLG: 0.209			2-3 K	0-1 E 1B		0-1 1B		0-0 G6-3		4	0	2	1	0	1	0							
Ruben Mateo, R OBP: 0.291, SLG: 0.372			1-0 F8		1-1 FC5		2-1 G5-3			3	0	0	0	0	0	3							
Paul Wilson, R OBP: 0.122, SLG: 0.128				3-1 K			2-2 G5-3			2	0	1	0	0	1	3							
6 Ryan Freel, R OBP: 0.340, SLG: 0.286										1	0	0	0	0	0	0							
Brian Reith, R OBP: 0.284, SLG: 0.424										0	0	0	0	0	0	0							
Kent Mercker, L OBP: 0.284, SLG: 0.424										0	0	0	0	0	0	0							
Chris Reitsma, R OBP: 0.125, SLG: 0.125										0	0	0	0	0	0	0							
Inning Stats	R: 0 E: 0 K: 1 S: 9	H: 0 LOB: 0 BB: 0 P: 10	R: 0 E: 0 K: 2 S: 10	H: 0 LOB: 0 BB: 0 P: 15	R: 0 E: 0 K: 1 S: 7	H: 1 LOB: 1 BB: 0 P: 14	R: 3 E: 1 K: 2 S: 17	H: 4 LOB: 3 BB: 0 P: 24	R: 0 E: 0 K: 1 S: 8	H: 0 LOB: 0 BB: 0 P: 12	R: 0 E: 0 K: 1 S: 13	H: 2 LOB: 1 BB: 0 P: 18	R: 0 E: 0 K: 1 S: 10	H: 0 LOB: 0 BB: 0 P: 15	R: 2 E: 1 K: 0 S: 12	H: 1 LOB: 0 BB: 1 P: 19	1B: 6 2B: 0 3B: 0 HR: 2	SF: 0 SAC: 0 DP: 0 HBP: 1	WP: 0 PB: 0 SB: 0 CS: 1	PA: 34			
PITCHER	IP WLS BF H R ER SO BB IBB HBP BLK WP HR S P ERA WHIP	6.0 1.0 0.2	26 3 2	7 0 0 2	3 0 0 0	2 0 0 0	9 0 0 0	15 10 4 5	3.00 0.000 0.000														

San Francisco Giants @ Cincinnati Reds
Great American Ball Park, Cincinnati, OH
Fri Aug 01 2003, 7:10 PM EDT
Att: 39,291 - Cloudy - 85 F

AB 32
R 5
H 8
RBI 4
BB 1
SO 10
LOB 11



Batter	1	2	3	4	5	6	7	8	9	AB	R	H	RBI	BB	SO	LOB	TOP			
Neft Perez, S OBP: 0.289, SLG: 0.348 (1, 4)	G4-3	G3			L4		F8	F9		5	0	0	0	0	0	2				
Rich Aurilia, R OBP: 0.316, SLG: 0.402 (1, 6)	K		G6-3		P3		K			4	0	0	0	0	2	0				
Pedro Feliz, R OBP: 0.262, SLG: 0.500 (1, 3)	G3-1		G6-3		G5-3			K		4	0	0	0	0	1	0				
Barry Bonds, L OBP: 0.510, SLG: 0.731 (1, 7)		HR		BB		G6-3		FC5 1B		3	1	2	1	1	0	0				
Edgardo Alfonzo, R OBP: 0.319, SLG: 0.360 (1, 5)		1B 2B	F9			F8		1B		4	1	2	0	0	0	1				
Benito Santiago, R OBP: 0.324, SLG: 0.449 (1, 2)		1B 2B			F8		HR	L7		4	1	2	1	0	0	2				
Jeffrey Hammonds, R OBP: 0.290, SLG: 0.295 (8, 1)		1B 2B		BB		G5-3		FC5		3	0	1	1	1	0	2				
Tim Worrell, R (8, 1)		2B						2-3f		0	0	0	0	0	0	0				
José Cruz Jr., S OBP: 0.361, SLG: 0.428 (1, 9)	L3				L9		G4-3	G6-3		4	0	0	0	0	0	3				
Jesse Foppert, R OBP: 0.081, SLG: 0.125 (5, 1)										2	0	0	0	0	0	1	3			
Matt Herge, L OBP: 0.330, SLG: 0.333 (7, PH)										0	0	0	0	0	0	0	0			
Andrés Castañeda, R OBP: 0.336, SLG: 0.550 (7, 1)										1	1	1	1	0	0	0	0			
Felix Rodriguez, R OBP: 0.333, SLG: 1.000 (7, 1)										0	0	0	0	0	0	0	0			
Scott Eyre, L OBP: 0.333, SLG: 0.488 (8, 8)										0	0	0	0	0	0	0	0			
Marquis Grissom, R OBP: 0.333, SLG: 0.488 (8, 8)										1	0	0	0	0	0	0	0			
Inning Stats	R: 0 E: 0 K: 1 S: 7	H: 0 LOB: 0 BB: 0 P: 9	R: 2 E: 0 K: 0 S: 18	H: 4 LOB: 2 BB: 0 P: 33	R: 0 E: 0 K: 0 S: 5	H: 0 LOB: 1 BB: 1 P: 13	R: 0 E: 0 K: 1 S: 7	H: 0 LOB: 0 BB: 0 P: 12	R: 0 E: 0 K: 0 S: 4	H: 1 LOB: 0 BB: 0 P: 5	R: 1 E: 0 K: 0 S: 10	H: 1 LOB: 0 BB: 0 P: 17	R: 0 E: 0 K: 1 S: 12	H: 2 LOB: 2 BB: 0 P: 17	R: 0 E: 0 K: 0 S: 5	H: 0 LOB: 0 BB: 0 P: 8	1B: 4 2B: 1 3B: 0 HR: 3	SF: 0 SAC: 0 DP: 0 HBP: 0	WP: 0 PA: 37 PB: 0 SB: 0 CS: 0	
PITCHER	IP	WLS	BF	H	R	ER	SO	BB	IBB	HBP	BLK	WP	HR	S	P	ERA	WHIP			
Josh Hall, R ERA: 3.6 (1, 1)	5.0		21	4	2	2	2	2	0	0	0	0	1	44	78	3.60	1.200			
Ryan Wagner, R ERA: 2.35 (6, 1)	2.0	W	8	2	2	2	1	0	0	0	0	0	2	14	22	9.00	1.000			
John Riedling, R ERA: 5.35 (8, 1)	1.0	H	5	2	0	0	1	0	0	0	0	0	0	12	17	0.00	2.000			
Felix Heredia, L ERA: 2.6 (9, 1)	1.0	S	3	0	0	0	0	0	0	0	0	0	0	5	8	0.00	0.000			

San Francisco Giants @ Cincinnati Reds
Great American Ball Park, Cincinnati, OH
Sat Aug 02 2003, 1:15 PM EDT
Att: 36,682 - Overcast - 79 F

AB 35
R 4
H 8
RBI 4
BB 2
SO 4
LOB 13

GIANTS

Batter	1	2	3	4	5	6	7	8	9	AB	R	H	RBI	BB	SO	LOB	BOTTOM			
D'Angelo Jimenez, S OBP: 0.350, SLG: 0.420 (1, 4)	F8			HR	1B		BB 1B			3	3	2	1	2	0	0				
Ray Olmedo, S OBP: 0.327, SLG: 0.344 (1, 6)	K			BB	1B		BB 1B			5	0	3	1	0	2	2				
Sean Casey, L OBP: 0.356, SLG: 0.419 (1, 3)	F7			1B	1B		1B			4	0	1	2	0	0	3				
Adam Dunn, L OBP: 0.358, SLG: 0.483 (1, 7)		F9		BB	K		BB			2	0	0	0	2	1	2				
Wily Mo Peña, R OBP: 0.170, SLG: 0.217 (6, 1)				F8	P2		BB			3	0	1	0	0	0	4				
Barry Larkin, R OBP: 0.335, SLG: 0.374 (7, PH)				CS						0	0	0	0	0	0	0				
John Riedling, R OBP: 0.235, SLG: 0.235 (8, 1)				1B			BB			0	0	0	1	1	0	0				
Felix Heredia, L OBP: 0.333, SLG: 0.333 (9, 1)				1B			BB			0	0	0	0	0	0	0				
Reggie Taylor, L OBP: 0.246, SLG: 0.323 (6, 8)				K						4	0	0	0	0	2	6				
Kelly Stinnett, R OBP: 0.313, SLG: 0.490 (1, 2)			K		FC1-6 1B		G5-3		G3	4	0	1	0	0	1	0				
Juan Castro, R OBP: 0.279, SLG: 0.416 (1, 5)			G4-3		E1 BB FC1-6 1B		K		G6-3	4	1	0	0	0	1	1				
Josh Hall, R (1, 1)										2	1	0	0	0	1	2				
Ruben Mateo, R OBP: 0.295, SLG: 0.368 (6, 9)					FC1-6 1B BB		F9		BB	1	0	0	0	1	0	0				
Inning Stats	R: 0 E: 0 K: 1 S: 6	H: 0 LOB: 0 BB: 0 P: 8	R: 0 E: 0 K: 1 S: 9	H: 1 LOB: 1 BB: 0 P: 14	R: 0 E: 0 K: 2 S: 11	H: 0 LOB: 0 BB: 0 P: 14	R: 1 E: 0 K: 1 S: 13	H: 2 LOB: 2 BB: 1 P: 25	R: 3 E: 1 K: 1 S: 17	H: 3 LOB: 2 BB: 1 P: 28	R: 0 E: 0 K: 1 S: 7	H: 0 LOB: 0 BB: 0 P: 10	R: 1 E: 0 K: 0 S: 14	H: 2 LOB: 3 BB: 2 P: 30	R: 0 E: 0 K: 1 S: 13	H: 0 LOB: 2 BB: 2 P: 23	1B: 7 2B: 1 3B: 0 HR: 1	SF: 0 SAC: 0 DP: 1 HBP: 0	WP: 0 PA: 38 PB: 0 SB: 0 CS: 1	
PITCHER	IP	WLS	BF	H	R	ER	SO	BB	IBB	HBP	BLK	WP	HR	S	P	ERA	WHIP			
Jesse Foppert, R ERA: 5.27 (1, 1)	4.1		21	6	4	3	5	2	0	0	0	0	0	13	21	6.23	1.846			
Matt Herge, R ERA: 2.72 (5, 1)	1.2		5	0	0	0	2	0	0	0	0	0	0	8	12	27.00	3.000			
Felix Rodriguez, R ERA: 3.59 (7, 1)	0.1	L	2	1	1	1	0	0	0	0	0	0	0	15	36	0.00	3.750			
Scott Eyre, L ERA: 3.25 (7, 1)	1.1		9	1	0	0	0	4	0	0	0	0	0	4	5	0.00	0.000			
Tim Worrell, R ERA: 2.01 (8, 1)	0.1		1	0	0	0	1	0	0	0	0	0	0	4	5	0.00	0.000			

San Francisco Giants @ Cincinnati Reds
Great American Ball Park, Cincinnati, OH
Sat Aug 02 2003, 1:15 PM EDT
Att: 36,682 - Overcast - 79 F

AB 32
R 5
H 8
RBI 5
BB 6
SO 8
LOB 20

REDS

Batter	1	2	3	4	5	6	7	8	9	AB	R	H	RBI	BB	SO	LOB	TOP											
Jeffrey Hammonds, R OBP: 0.286, SLG: 0.292 Tim Worrell, R (9, 1)	4-1 BB G6-4-3		0-1 1B BB 1B	4-2 BB		0-3 K		1-1 G4-3	0-0 G5-3	4	1	1	0	2	1	2												
Rich Aurilia, R OBP: 0.319, SLG: 0.402	2-1 G6-4-3 1-2		4-1 1B BB	1-0 L7		4-2 BB		1-1 BB 1B		3	1	1	0	2	0	2												
Marquis Grissom, R OBP: 0.332, SLG: 0.485	1-3 K		0-1 1B BB	0-0 F8		2-0 F8		1-0 P3		5	1	1	1	0	1	3												
Barry Bonds, L OBP: 0.511, SLG: 0.727		3-3 K	0-1 1B BB 2B	4-2 BB		3-2 G6-3		4-1 BB		3	1	1	2	2	1	1												
Andres Galarraga, R OBP: 0.372, SLG: 0.527		1-3 K	4-0 1B BB 2B	0-0 L8			0-3 K	2-1 P5		4	1	0	0	1	2	4												
Bento Santiago, R OBP: 0.325, SLG: 0.451		2-1 F7	2-2 2B BB 1B		1-2 F9		1-1 G3 2B	0-1 G5-3		5	1	2	1	0	0	0												
Edgardo Alfonzo, R OBP: 0.323, SLG: 0.366			1-2 1B BB		0-1 F9		0-2 G3	0-0 1B BB		5	1	3	2	0	0	1												
Neffi Perez, S OBP: 0.295, SLG: 0.350			F8		3-2 1B		2-0 1B	2-0 L7		4	0	2	1	1	0	2												
Dustin Hermanson, R Pedro Feliz, R Joe Nathan, R José Cruz Jr., S	(1, 1) (7, PH) (7, 1) (9, PH)		SH2-4 G6-3		0-3 K		0-3 K	0-1 1B		2	0	0	0	0	1	4												
Inning Stats	R: 0 E: 0 K: 1 S: 6	H: 0 LOB: 0 BB: 1 P: 13	R: 0 E: 0 K: 2 S: 8	H: 0 LOB: 0 BB: 0 P: 14	R: 6 E: 0 K: 0 S: 22	H: 6 LOB: 3 BB: 3 P: 41	R: 0 E: 0 K: 0 S: 7	H: 0 LOB: 2 BB: 2 P: 16	R: 0 E: 0 K: 1 S: 11	H: 1 LOB: 1 BB: 0 P: 15	R: 0 E: 0 K: 1 S: 12	H: 0 LOB: 1 BB: 1 P: 21	R: 1 E: 0 K: 2 S: 12	H: 2 LOB: 1 BB: 0 P: 15	R: 0 E: 0 K: 0 S: 8	H: 1 LOB: 2 BB: 1 P: 17	R: 0 E: 0 K: 0 S: 7	H: 2 LOB: 2 BB: 0 P: 9	1B: 10 2B: 2 3B: 0 HR: 0	SF: 0 SAC: 1 DP: 1 HBP: 0	WP: 0 PA: 46 PB: 0 SB: 0 CS: 0							
PITCHER	IP	WLS	BF	H	R	ER	SO	BB	IBB	HBP	BLK	WP	HR	S	P	ERA	WHIP											
Jimmy Haynes, R Brian Reith, R John Bale, L John Riedling, R Felix Heredia, L	(1, 1) (3, 1) (6, 1) (8, 1) (9, 1)	2.2 2.1 2.0 1.0 1.0	L 12 9 5 5	15 2 2 1 2	6 0 1 0 0	6 0 1 0 0	3 0 1 0 0	3 2 1 0 0	0 1 0 0 0	0 0 0 0 0	0 0 0 0 0	0 0 0 0 0	0 0 0 8 7	0 0 24 17 9	30 44 24 17 9	55 36 46 17 9	20.25 0.00 4.50 0.00 0.00	3.000 1.714 1.500 2.000 2.000										

San Francisco Giants @ Cincinnati Reds
Great American Ball Park, Cincinnati, OH
Sun Aug.03 2003, 8:05 PM EDT
Att: 35,840 - Cloudy - 80 F

AB 37
R 7
H 12
RBI 7
BB 8
SO 7
LOB 20



Batter	1	2	3	4	5	6	7	8	9	AB	R	H	RBI	BB	SO	LOB	BOTTOM										
D'Angelo Jimenez, S OBP: 0.348, SLG: 0.417	0-1 L6		3-3 K		3-1 1B		1-1 F8		2-2 G3	5	0	1	1	0	1	3											
Barry Larkin, R OBP: 0.329, SLG: 0.367	2-3 K		1-2 G6-3		3-2 F8			1-2 G4-3		4	0	0	0	0	1	1											
Sean Casey, L OBP: 0.355, SLG: 0.416	4-2 FC6 BB		1-0 L7			0-2 G5-3		1-0 F7		3	0	0	0	1	0	0											
Adam Dunn, L OBP: 0.355, SLG: 0.477	1-2 FC6			1-1 L3		0-0 F7		1-1 G6-3		4	0	0	0	0	0	1											
Jason LaRue, R OBP: 0.347, SLG: 0.494		0-1 G6-4-3 1B		0-1 G5-3		3-2 HR		1-1 F8		4	1	2	1	0	0	0											
Wily Mo Peña, R OBP: 0.176, SLG: 0.220	2-0 E5 G6-4-3		1-2 G6-4-3		2-3 K		0-1 G4-3		3-2 1B 1B	4	1	1	0	0	1	1											
Ruben Mateo, R OBP: 0.303, SLG: 0.374		2-0 G6-4-3			0-1 F7		0-2 1B		0-0 G1-3 1B 1B	4	0	2	0	0	0	2											
Juan Castro, R OBP: 0.287, SLG: 0.420		4-1 IBB			0-2 WP 1B 1B		1-3 K		0-0 G1-3 1B	3	1	2	1	1	1	1											
Jimmy Haynes, R Brian Reith, R Reggie Taylor, L John Bale, L Mark Budzinski, L John Riedling, R Felix Heredia, L Ray Jimenez, S	(1, 1) (3, 1) (5, PH) (8, 1) (7, PH) (8, 1) (9, 1) (9, PH)		G1-4-3		1-1 K		2-3 K		0-1 G1-3	1	0	0	0	0	0	2											
Inning Stats	R: 0 E: 0 K: 1 S: 10	H: 0 LOB: 1 BB: 1 P: 17	R: 0 E: 1 K: 0 S: 7	H: 1 LOB: 2 BB: 1 P: 16	R: 0 E: 0 K: 1 S: 7	H: 0 LOB: 0 BB: 0 P: 12	R: 0 E: 0 K: 1 S: 7	H: 0 LOB: 0 BB: 0 P: 10	R: 1 E: 0 K: 1 S: 14	H: 2 LOB: 1 BB: 0 P: 21	R: 1 E: 0 K: 0 S: 9	H: 1 LOB: 0 BB: 0 P: 12	R: 0 E: 0 K: 2 S: 12	H: 1 LOB: 1 BB: 0 P: 16	R: 0 E: 0 K: 0 S: 7	H: 0 LOB: 0 BB: 0 P: 10	R: 1 E: 0 K: 0 S: 12	H: 3 LOB: 2 BB: 0 P: 18	1B: 7 2B: 0 3B: 0 HR: 1	SF: 0 SAC: 0 DP: 1 HBP: 0	WP: 1 PA: 37 PB: 0 SB: 0 CS: 0						
PITCHER	IP	WLS	BF	H	R	ER	SO	BB	IBB	HBP	BLK	WP	HR	S	P	ERA	WHIP										
Dustin Hermanson, R Joe Nathan, R Tim Worrell, R	(1, 1) (7, 1) (9, 1)	6.0 2.0 1.0	W 7 6	24 1 3	4 0 1	2 0 1	4 0 0	2 0 0	0 0 0	0 0 0	0 0 0	0 0 0	0 0 12	1 19 18	54 26 18	3.000 0.500 9.000	0.833 0.500 3.000										

San Francisco Giants @ Cincinnati Reds
Great American Ball Park, Cincinnati, OH
Sun Aug.03 2003, 8:05 PM EDT
Att: 35,840 - Cloudy - 80 F

AB 35
R 3
H 8
RBI 3
BB 2
SO 6
LOB 15



Batter	1	2	3	4	5	6	7	8	9	AB	R	H	RBI	BB	SO	LOB	TOP											
D'Angelo Jimenez, S OBP: 0.349, SLG: 0.420	G6-3		FC4-2 SH1-3 BB 1B		L8		HR		K	5	2	2	1	0	1	0	Cincinnati Reds @ Los Angeles Dodgers Dodger Stadium, Los Angeles, CA Thu Aug 07 2003, 7:10 PM PDT Att: 30,625 - Sunny - 77 F											
Ray Olmedo, S OBP: 0.308, SLG: 0.324	G6-3		SH1-3		K		B1-3			3	0	0	0	0	1	0												
Sean Casey, L OBP: 0.355, SLG: 0.417	L8		FC4-2 BB BB 2-3 3-H		BB BB 1B		G4-3			4	0	1	0	0	0	2												
Adam Dunn, L OBP: 0.353, SLG: 0.468		F9	BB BB 1-2 BB		BB BB		K			2	0	0	0	2	1	0												
Brandon Larson, R OBP: 0.213, SLG: 0.156		HR	BB BB 1-2 2-3 3-H BB		BB BB		G6-3			2	1	1	2	2	0	0												
Jason LaRue, R OBP: 0.338, SLG: 0.477	G5-3		K		FC5-4 BB 1-2 2-3 1-2		K			4	0	0	0	0	2	6												
Ruben Mateo, R OBP: 0.317, SLG: 0.370	1B				G5-3		G1-3			4	0	1	0	0	0	0												
Mark Budzinski, L (1, 8)	G4-3				F7		K2-3			4	0	0	0	0	2	1												
Paul Wilson, R OBP: 0.136, SLG: 0.143			SH1-3 FC4-2 1B		P4		K			3	0	1	0	0	1	0												
Kent Mercker, L (7, 1)										0	0	0	0	0	0	0												
Russell Branyan, L OBP: 0.373, SLG: 0.536										1	0	0	0	0	1	0												
Inning Stats	R: 0 E: 0 K: 0 S: 6	H: 0 LOB: 0 BB: 0 P: 8	R: 1 E: 0 K: 0 S: 11	H: 2 LOB: 1 BB: 0 P: 16	R: 1 E: 0 K: 1 S: 12	H: 2 LOB: 3 BB: 2 P: 24	R: 0 E: 0 K: 2 S: 9	H: 0 LOB: 0 BB: 0 P: 12	R: 0 E: 0 K: 1 S: 12	H: 1 LOB: 3 BB: 2 P: 23	R: 1 E: 0 K: 1 S: 8	H: 1 LOB: 0 BB: 0 P: 13	R: 0 E: 0 K: 1 S: 7	H: 0 LOB: 0 BB: 0 P: 9	R: 0 E: 0 K: 3 S: 9	H: 0 LOB: 0 BB: 0 P: 13	1B: 4 2B: 0 3B: 0 HR: 2	SF: 0 SAC: 1 DP: 0 HBP: 0	WP: 0 PB: 0 SB: 0 CS: 0	PA: 37								
PITCHER	IP	WLS	BF	H	R	ER	SO	BB	IBB	HBP	BLK	WP	HR	S	P	ERA	WHIP											
Hideo Nomo, R ERA: 2.73	(1, 1)	6.1	W	29	6	3	3	4	4	0	0	0	0	2	56	94	4.26	1.579										
Tom Martin, L ERA: 3.32	(7, 1)	0.2	H	2	0	0	0	1	0	0	0	0	0	0	5	7	0.00	0.000										
Paul Quantrill, R ERA: 1.58	(8, 1)	1.0	H	3	0	0	0	1	0	0	0	0	0	7	9	0.00	0.000											
Eric Gagne, R ERA: 1.61	(9, 1)	1.0	S	3	0	0	0	3	0	0	0	0	0	9	13	0.00	0.000											

AB	32
R	3
H	6
RBI	3
BB	4
SO	9
LOB	9



Batter	1	2	3	4	5	6	7	8	9	AB	R	H	RBI	BB	SO	LOB	BOTTOM										
Dave Roberts, L OBP: 0.322, SLG: 0.295	S 2B BB			G6-3		P6		B3		3	1	0	0	2	0	0	Cincinnati Reds @ Los Angeles Dodgers Dodger Stadium, Los Angeles, CA Thu Aug 07 2003, 7:10 PM PDT Att: 30,625 - Sunny - 77 F										
Cesar Izturis, S OBP: 0.280, SLG: 0.296	B2-3	P5		1B BB		G6-3		1B		4	1	1	0	1	0	4											
Shawn Green, L OBP: 0.331, SLG: 0.437	2B		G1-3	G5-3 1B		F9		L7		5	0	2	1	0	0	1											
Jeromy Burnitz, L OBP: 0.327, SLG: 0.537	K		E 2B BB	G5-3 1B		F7				3	1	1	1	1	1	1											
Paul Lo Duca, R OBP: 0.357, SLG: 0.423	F8		FC4 2B	G5-3		F8 2B				4	1	1	0	0	0	4											
Robin Ventura, L OBP: 0.350, SLG: 0.399		G5-2-3 1B	K	F9		F8				4	0	1	0	0	1	5											
Adrian Beltré, R OBP: 0.286, SLG: 0.375		G5-2-3 1B	FC5 1H 2H		K		IBB			3	0	2	2	1	1	0											
Alex Cora, L OBP: 0.273, SLG: 0.319		G5-2-3 1B		IBB		F8		L7		3	0	1	0	1	0	2											
Hideo Nomo, R OBP: 0.200, SLG: 0.231	(1, 1)	6.1	L	32	8	4	2	4	4	0	0	0	0	63	113	2.84	1.895										
Tom Martin, L ERA: 5.11	(7, 1)	1.2		7	1	0	0	0	0	0	0	8	16	0.00	0.600												
Paul Quantrill, L OBP: 0.250, SLG: 0.381	(8, PH)									0	0	0	0	0	0	0											
Eric Gagne, R ERA: 2.45	(9, 1)									0	0	0	0	0	0	0											
Inning Stats	R: 1 E: 0 K: 1 S: 7	H: 1 LOB: 1 BB: 1 P: 15	R: 0 E: 0 K: 0 S: 14	H: 3 LOB: 3 BB: 1 P: 24	R: 2 E: 1 K: 1 S: 9	H: 1 LOB: 2 BB: 2 P: 22	R: 1 E: 0 K: 0 S: 12	H: 2 LOB: 2 BB: 1 P: 21	R: 0 E: 0 K: 2 S: 8	H: 0 LOB: 0 BB: 0 P: 11	R: 0 E: 0 K: 0 S: 9	H: 0 LOB: 0 BB: 0 P: 12	R: 0 E: 0 K: 0 S: 6	H: 1 LOB: 2 BB: 1 P: 15	R: 0 E: 0 K: 0 S: 6	H: 1 LOB: 1 BB: 0 P: 9	1B: 6 2B: 3 3B: 0 HR: 0	SF: 0 SAC: 0 DP: 1 HBP: 0	WP: 0 PB: 0 SB: 1 CS: 0	PA: 39							
PITCHER	IP	WLS	BF	H	R	ER	SO	BB	IBB	HBP	BLK	WP	HR	S	P	ERA	WHIP										



Batter	1	2	3	4	5	6	7	8	9	AB	R	H	RBI	BB	SO	LOB	TOP										
D'Angelo Jimenez, S OBP: 0.349, SLG: 0.420	G6-3		G3-1				G4-3			5	0	2	0	0	0	0	Cincinnati Reds @ San Diego Padres Qualcomm Stadium, San Diego, CA Sun Aug 10 2003, 5:00 PM EDT Att: 24,141 - Sunny - 88 F										
Barry Larkin, R OBP: 0.351, SLG: 0.386 Kent Mercker, L (7, 1)	G4-3								L9	2	0	1	0	2	0	0											
John Riedling, R OBP: 0.235, SLG: 0.235 Sean Casey, L OBP: 0.357, SLG: 0.417			1B							0	0	0	0	0	0	0											
Ruben Mateo, R OBP: 0.308, SLG: 0.358 Russell Branyan, L OBP: 0.372, SLG: 0.521										0	0	0	0	0	0	0											
Adam Dunn, L OBP: 0.354, SLG: 0.462										1	0	0	0	0	0	2											
Brandon Larson, R OBP: 0.213, SLG: 0.169										4	0	3	0	0	0	1											
Kelly Stinnett, R OBP: 0.310, SLG: 0.389										1	0	0	0	0	1	2											
Reggie Taylor, L OBP: 0.240, SLG: 0.329										4	0	0	0	0	2	2											
Juan Castro, R OBP: 0.278, SLG: 0.403										4	0	1	0	0	0	2											
Danny Graves, R OBP: 0.120, SLG: 0.120 Ray Olmedo, S OBP: 0.318, SLG: 0.320										4	0	0	0	0	0	2											
Inning Stats	R: 0 E: 0 K: 1 S: 11	H: 1 LOB: 2 BB: 1 P: 20	R: 0 E: 0 K: 1 S: 6	H: 0 LOB: 0 BB: 0 P: 8	R: 0 E: 0 K: 1 S: 10	H: 2 LOB: 2 BB: 0 P: 14	R: 0 E: 1 K: 0 S: 7	H: 0 LOB: 1 BB: 0 P: 12	R: 0 E: 0 K: 1 S: 10	H: 2 LOB: 3 BB: 1 P: 23	R: 0 E: 0 K: 0 S: 9	H: 1 LOB: 1 BB: 0 P: 10	R: 0 E: 0 K: 1 S: 8	H: 0 LOB: 0 BB: 1 P: 15	R: 0 E: 0 K: 1 S: 8	H: 0 LOB: 1 BB: 1 P: 17	R: 0 E: 0 K: 1 S: 12	H: 1 LOB: 2 BB: 1 P: 22	1B: 6 2B: 1 3B: 0 HR: 0	SF: 0 SAC: 0 DP: 1 HBP: 0	WP: 1 PB: 0 SB: 2 CS: 0	PA: 39					
PITCHER	IP	WLS	BF	H	R	ER	SO	BB	IBB	HBP	BLK	WP	HR	S	P	ERA	WHIP										
Brian Lawrence, R ERA: 4.55	6.0	W	27	6	0	0	4	2	0	0	0	0	0	51	87	0.00	1.333										
Luther Hackman, R ERA: 3.55	1.0	H	4	0	0	0	0	2	0	0	0	0	0	9	19	0.00	2.000										
Jay Witasick, R ERA: 3.33	1.0	H	3	0	0	0	1	0	0	0	0	1	0	8	13	0.00	0.000										
Rod Beck, R ERA: 1.82	1.0	S	5	1	0	0	1	1	0	0	0	0	0	12	22	0.00	2.000										

Batter	1	2	3	4	5	6	7	8	9	AB	R	H	RBI	BB	SO	LOB	BOTTOM										
Ramón Vázquez, L OBP: 0.346, SLG: 0.343	G3		G4-3				G3-1			4	0	0	0	0	0	0	Cincinnati Reds @ San Diego Padres Qualcomm Stadium, San Diego, CA Sun Aug 10 2003, 5:00 PM EDT Att: 24,141 - Sunny - 88 F										
Mark Kotsay, L OBP: 0.342, SLG: 0.356	G1-3									4	0	2	0	0	0	0											
Mark Loretta, R OBP: 0.385, SLG: 0.448	G5-3									4	1	2	0	0	0	1											
Phil Nevin, R OBP: 0.303, SLG: 0.403 Gary Matthews, S OBP: 0.303, SLG: 0.341										3	1	2	0	0	0	2											
Ryan Klesko, L OBP: 0.358, SLG: 0.476										1	0	0	0	0	0	0											
Rondell White, R OBP: 0.330, SLG: 0.460										4	0	2	0	0	1	2											
Sean Burroughs, L OBP: 0.345, SLG: 0.398										4	0	3	1	0	0	2											
Gary Bennett, R OBP: 0.252, SLG: 0.245										4	0	1	0	0	1	6											
Brian Lawrence, R OBP: 0.286, SLG: 0.348 Dave Hansen, L OBP: 0.354, SLG: 0.300 Luther Hackman, R (7, 1) Jay Witasick, R (8, 1) Rod Beck, R (9, 1)										3	0	1	1	1	0	3											
Inning Stats	R: 0 E: 0 K: 0 S: 7	H: 0 LOB: 0 BB: 0 P: 10	R: 0 E: 0 K: 1 S: 11	H: 2 LOB: 3 BB: 1 P: 18	R: 0 E: 0 K: 0 S: 10	H: 2 LOB: 1 BB: 0 P: 17	R: 0 E: 0 K: 0 S: 7	H: 2 LOB: 1 BB: 0 P: 14	R: 0 E: 0 K: 1 S: 10	H: 0 LOB: 0 BB: 0 P: 15	R: 2 E: 0 K: 1 S: 18	H: 4 LOB: 2 BB: 0 P: 30	R: 0 E: 0 K: 0 S: 8	H: 1 LOB: 0 BB: 0 P: 13	R: 0 E: 0 K: 0 S: 8	H: 2 LOB: 2 BB: 0 P: 10		1B: 11 2B: 2 3B: 0 HR: 0	SF: 0 SAC: 0 DP: 1 HBP: 0	WP: 0 PB: 0 SB: 1 CS: 1	PA: 35						
PITCHER	IP	WLS	BF	H	R	ER	SO	BB	IBB	HBP	BLK	WP	HR	S	P	ERA	WHIP										
Danny Graves, R ERA: 5.25	6.0	L	27	10	2	2	3	1	0	0	0	0	0	10	15	0.00	1.500										
Kent Mercker, L ERA: 2.35	1.1		5	2	0	0	0	0	0	0	0	0	0	6	8	0.00	1.500										
John Riedling, R ERA: 4.96	0.2		3	1	0	0	0	0	0	0	0	0	0	6	8	0.00	1.500										

AB	34
R	0
H	7
RBI	0
BB	5
SO	6
LOB	23



Batter	1	2	3	4	5	6	7	8	9	AB	R	H	RBI	BB	SO	LOB	TOP					
Matt Kata, S OBP: 0.356, SLG: 0.488 (1, 4)										3	1	1	0	1	1	0	Arizona Diamondbacks @ Cincinnati Reds Great American Ball Park, Cincinnati, OH Tue Aug 12 2003, 7:10 PM EDT Att: 31,485 - Sunny - 83 F livebaseballscorecards.com					
Craig Counsell, L OBP: 0.352, SLG: 0.340 (1, 5)										2	0	0	0	1	0	1						
Luis Gonzalez, L OBP: 0.400, SLG: 0.544 (1, 7)										4	0	1	1	0	2	2						
Shea Hillenbrand, R OBP: 0.334, SLG: 0.488 (1, 3)										3	0	0	0	1	1	1						
Steve Finley, L OBP: 0.376, SLG: 0.534 (1, 8)										4	1	1	1	0	0	2						
Raul Mondesi, R OBP: 0.330, SLG: 0.470 (1, 9)										4	0	0	0	0	0	2						
Alex Cintron, S OBP: 0.341, SLG: 0.465 (1, 6)										3	0	1	0	0	0	0						
Rod Barajas, R OBP: 0.249, SLG: 0.351 (1, 2)										3	0	0	0	0	0	0						
Curt Schilling, R OBP: 0.150, SLG: 0.081 (1, 1)										2	0	0	0	0	0	0						
Quinton McCracken, S OBP: 0.279, SLG: 0.275 (8, PH)										1	0	0	0	0	1	0						
Eddie Oropesa, L (8, 1)										0	0	0	0	0	0	0						
Jose Valverde, R (8, 1)										0	0	0	0	0	0	0						
Matt Mantei, R (9, 1)										0	0	0	0	0	0	0						
Inning Stats	R: 0 E: 0 K: 1 S: 14	H: 1 LOB: 1 BB: 0 P: 20	R: 0 E: 0 K: 0 S: 9	H: 1 LOB: 0 BB: 0 P: 17	R: 0 E: 0 K: 0 S: 6	H: 0 LOB: 0 BB: 0 P: 9	R: 0 E: 0 K: 1 S: 7	H: 0 LOB: 0 BB: 0 P: 10	R: 1 E: 0 K: 0 S: 8	H: 1 LOB: 0 BB: 0 P: 10	R: 0 E: 0 K: 2 S: 9	H: 0 LOB: 1 BB: 1 P: 15	R: 0 E: 0 K: 0 S: 4	H: 0 LOB: 0 BB: 0 P: 6	R: 0 E: 0 K: 1 S: 7	H: 0 LOB: 0 BB: 2 P: 9	R: 1 E: 1 K: 0 S: 7	H: 1 LOB: 2 BB: 2 P: 19	1B: 3 2B: 0 3B: 0 HR: 1	SF: 0 SAC: 1 DP: 0 HBP: 0	WP: 0 PB: 0 SB: 1 CS: 1	PA: 34
PITCHER	IP	WLS	BF	H	R	ER	SO	BB	IBB	HBP	BLK	WP	HR	S	P	ERA	WHIP					
Paul Wilson, R ERA: 4.92 (1, 1)	7.0	L	24	3	1	1	4	1	0	0	0	0	1	57	87	1.29	0.571					
Scott Sullivan, R ERA: 3.91 (8, 1)	1.0	4	0	1	1	1	1	1	0	0	0	0	0	9	15	9.00	1.000					
Felix Heredia, L ERA: 2.51 (9, 1)	0.2	4	1	0	0	0	0	0	1	0	0	0	0	3	9	0.00	1.500					
John Riedling, R ERA: 4.94 (9, 1)	0.1	1	0	0	0	0	0	0	0	0	0	0	0	2	4	0.00	0.000					

Batter	1	2	3	4	5	6	7	8	9	AB	R	H	RBI	BB	SO	LOB	BOTTOM					
D'Angelo Jimenez, S OBP: 0.346, SLG: 0.416 (1, 4)										4	0	0	0	0	1	2	Arizona Diamondbacks @ Cincinnati Reds Great American Ball Park, Cincinnati, OH Tue Aug 12 2003, 7:10 PM EDT Att: 31,485 - Sunny - 83 F livebaseballscorecards.com					
Barry Larkin, R OBP: 0.349, SLG: 0.384 (1, 6)										4	0	1	0	0	1	0						
Ray Olmedo, S OBP: 0.318, SLG: 0.320 (9, 6)										0	0	0	0	0	0	0						
Sean Casey, L OBP: 0.358, SLG: 0.417 (1, 3)										4	0	2	0	0	1	0						
Adam Dunn, L OBP: 0.355, SLG: 0.463 (1, 9)										3	0	1	0	1	2	2						
Brandon Larson, R OBP: 0.204, SLG: 0.160 (1, 5)										4	0	0	0	0	3	5						
Russell Branyan, L OBP: 0.356, SLG: 0.493 (1, 7)										4	0	0	0	0	3	2						
Ruben Mateo, R OBP: 0.299, SLG: 0.347 (1, 8)										4	0	0	0	0	3	0						
Jason LaRue, R OBP: 0.333, SLG: 0.466 (1, 2)										4	0	1	0	0	0	0						
Paul Wilson, R OBP: 0.152, SLG: 0.159 (1, 1)										2	0	1	0	0	0	1						
Reggie Taylor, L OBP: 0.245, SLG: 0.329 (7, PH)										0	0	0	0	1	0	0						
Scott Sullivan, R (8, 1)										0	0	0	0	0	0	0						
Felix Heredia, L OBP: 0.333, SLG: 0.333 (9, 1)										0	0	0	0	0	0	0						
John Riedling, R OBP: 0.235, SLG: 0.235 (9, 1)										0	0	0	0	0	0	0						
Inning Stats	R: 0 E: 0 K: 2 S: 15	H: 2 LOB: 2 BB: 0 P: 21	R: 0 E: 0 K: 2 S: 9	H: 1 LOB: 1 BB: 0 P: 11	R: 0 E: 0 K: 1 S: 6	H: 0 LOB: 0 BB: 0 P: 6	R: 0 E: 0 K: 2 S: 12	H: 0 LOB: 0 BB: 0 P: 15	R: 0 E: 0 K: 1 S: 14	H: 1 LOB: 1 BB: 0 P: 18	R: 0 E: 0 K: 2 S: 16	H: 2 LOB: 2 BB: 0 P: 26	R: 0 E: 0 K: 1 S: 11	H: 0 LOB: 1 BB: 1 P: 16	R: 0 E: 0 K: 1 S: 11	H: 0 LOB: 1 BB: 1 P: 19	R: 0 E: 0 K: 2 S: 10	H: 0 LOB: 0 BB: 0 P: 14	1B: 5 2B: 1 3B: 0 HR: 0	SF: 0 SAC: 0 DP: 0 HBP: 0	WP: 0 PB: 0 SB: 0 CS: 0	PA: 35
PITCHER	IP	WLS	BF	H	R	ER	SO	BB	IBB	HBP	BLK	WP	HR	S	P	ERA	WHIP					
Curt Schilling, R ERA: 2.85 (1, 1)	7.0	W	28	6	0	0	11	1	0	0	0	0	0	83	113	0.00	1.000					
Eddie Oropesa, L ERA: 3.0 (8, 1)	0.2	H	3	0	0	0	1	1	0	0	0	0	0	8	14	0.00	1.500					
Jose Valverde, R ERA: 1.52 (8, 1)	0.1	H	1	0	0	0	0	0	0	0	0	0	0	3	5	0.00	0.000					
Matt Mantei, R ERA: 2.85 (9, 1)	1.0	S	3	0	0	0	2	0	0	0	0	0	0	10	14	0.00	0.000					

Batter	1	2	3	4	5	6	7	8	9	AB	R	H	RBI	BB	SO	LOB	TOP									
Matt Kata, S OBP: 0.349, SLG: 0.480 (1, 5)										3	0	0	1	0	1	0	Arizona Diamondbacks @ Cincinnati Reds Great American Ball Park, Cincinnati, OH Wed Aug 13 2003, 7:10 PM EDT Att: 23,309 - Cloudy - 86 F									
Alex Cintron, S OBP: 0.340, SLG: 0.462 (1, 6)										4	1	1	0	0	0	0										
Luis Gonzalez, L OBP: 0.398, SLG: 0.549 (1, 7)										4	1	1	2	0	1	0										
Shea Hillenbrand, R OBP: 0.331, SLG: 0.482 (1, 3)										4	0	0	0	0	2	0										
Steve Finley, L OBP: 0.377, SLG: 0.534 (1, 8)										4	0	2	0	0	1	0										
Raul Mondesi, R OBP: 0.331, SLG: 0.470 (1, 9)										4	0	2	0	0	1	1										
Junior Spivey, R OBP: 0.323, SLG: 0.434 Carlos Baerga, S OBP: 0.368, SLG: 0.476 Stephen Randolph, L OBP: 0.339, SLG: 0.438 (7, PH)										2	0	0	0	0	2	3										
Rod Barajas, R OBP: 0.251, SLG: 0.349 Quinton McCracken, S OBP: 0.283, SLG: 0.286 Oscar Villarreal, L Matt Mantei, R (8, PH)										1	0	0	0	1	0	0										
Miguel Batista, R OBP: 0.095, SLG: 0.098 Craig Counsell, L OBP: 0.352, SLG: 0.340 (7, 5)										1	1	1	0	0	0	0										
Inning Stats	R: 0 E: 0 K: 1 S: 10	H: 0 LOB: 0 BB: 0 P: 14	R: 0 E: 0 K: 2 S: 9	H: 2 LOB: 2 BB: 0 P: 16	R: 0 E: 0 K: 2 S: 9	H: 0 LOB: 0 BB: 0 P: 12	R: 0 E: 0 K: 1 S: 9	H: 0 LOB: 0 BB: 0 P: 13	R: 0 E: 0 K: 3 S: 14	H: 1 LOB: 2 BB: 1 P: 26	R: 0 E: 0 K: 0 S: 8	H: 0 LOB: 0 BB: 0 P: 13	R: 0 E: 0 K: 1 S: 10	H: 1 LOB: 1 BB: 0 P: 16	R: 3 E: 0 K: 0 S: 9	H: 3 LOB: 0 BB: 0 P: 14		R: 0 E: 0 K: 0 S: 5	H: 0 LOB: 0 BB: 0 P: 7	1B: 5 2B: 2 3B: 0 HR: 1	SF: 1 SAC: 1 DP: 1 HBP: 0	WP: 1 PB: 0 SB: 3 CS: 1	PA: 34			
PITCHER	IP	WLS	BF	H	R	ER	SO	BB	IBB	HBP	BLK	WP	HR	S	P	ERA		WHIP								
John Bale, L ERA: 0.71 Ryan Wagner, R ERA: 3.0 Felix Heredia, L ERA: 2.87 Chris Reitsma, R ERA: 3.98	6.0		21	3	0	0	9	1	0	0	0	0	0	59	94	0.00		0.667								

Batter	1	2	3	4	5	6	7	8	9	AB	R	H	RBI	BB	SO	LOB	BOTTOM									
D'Angelo Jimenez, S OBP: 0.349, SLG: 0.418 (1, 4)										5	0	3	0	0	1	0	Arizona Diamondbacks @ Cincinnati Reds Great American Ball Park, Cincinnati, OH Wed Aug 13 2003, 7:10 PM EDT Att: 23,309 - Cloudy - 86 F									
Juan Castro, R OBP: 0.276, SLG: 0.400 (1, 5)										4	0	1	0	0	1	3										
Sean Casey, L OBP: 0.357, SLG: 0.416 (1, 3)										4	0	1	0	0	0	2										
Adam Dunn, L OBP: 0.357, SLG: 0.464 (1, 7)										4	1	2	0	0	0	3										
Jason LaRue, R OBP: 0.332, SLG: 0.463 (1, 2)										4	0	1	0	0	2	3										
Wily Mo Peña, R OBP: 0.190, SLG: 0.213 (1, 8)										3	0	0	0	1	1	2										
Ray Olmedo, S OBP: 0.324, SLG: 0.321 (1, 6)										3	0	1	1	1	0	0										
Reggie Taylor, L OBP: 0.245, SLG: 0.327 (1, 9)										4	0	1	0	0	1	2										
John Bale, L Kelly Stinnett, R Ryan Wagner, R Felix Heredia, L Chris Reitsma, R Darnell Stenson, L (8, PH)										2	0	0	0	0	1	2										
Inning Stats	R: 0 E: 0 K: 2 S: 11	H: 2 LOB: 2 BB: 0 P: 14	R: 0 E: 0 K: 1 S: 7	H: 0 LOB: 0 BB: 0 P: 10	R: 0 E: 0 K: 0 S: 15	H: 1 LOB: 1 BB: 0 P: 21	R: 1 E: 0 K: 2 S: 14	H: 3 LOB: 2 BB: 0 P: 20	R: 0 E: 0 K: 1 S: 5	H: 2 LOB: 3 BB: 2 P: 23	R: 0 E: 0 K: 0 S: 10	H: 1 LOB: 1 BB: 0 P: 15	R: 0 E: 0 K: 1 S: 8	H: 0 LOB: 0 BB: 0 P: 11	R: 0 E: 0 K: 1 S: 7	H: 0 LOB: 0 BB: 0 P: 11		1B: 10 2B: 0 3B: 0 HR: 0	SF: 0 SAC: 0 DP: 1 HBP: 0	WP: 0 PB: 0 SB: 0 CS: 1	PA: 37					
PITCHER	IP	WLS	BF	H	R	ER	SO	BB	IBB	HBP	BLK	WP	HR	S	P	ERA		WHIP								
Miguel Batista, R ERA: 2.86 Stephen Randolph, L ERA: 3.77 Oscar Villarreal, R ERA: 2.33 Matt Mantei, R ERA: 2.58	6.0		27	9	1	1	6	2	0	0	0	0	0	63	94	1.50		1.833								

AB	31
R	3
H	7
RBI	3
BB	1
SO	10
LOB	7



AB	35
R	1
H	10
RBI	1
BB	2
SO	8
LOB	20



Batter	1	2	3	4	5	6	7	8	9	AB	R	H	RBI	BB	SO	LOB	TOP										
Matt Kata, S OBP: 0.347, SLG: 0.480 (1, 4) (7, 5)	G6-3		G4-3					F7		4	1	1	0	0	0	0	Arizona Diamondbacks @ Cincinnati Reds Great American Ball Park, Cincinnati, OH Thu Aug 14 2003, 7:10 PM EDT Att: 25,056 - Cloudy - 86 F livebaseballscorecards.com										
Craig Counsell, L OBP: 0.354, SLG: 0.339 (1, 5) (7, 3)			G5-3					P2		3	0	1	1	1	0	0											
Luis Gonzalez, L OBP: 0.395, SLG: 0.544 (1, 7)	P2		F9						G4-3	4	0	0	0	0	0	1											
Raul Mondesi, R OBP: 0.330, SLG: 0.468 (1, 9)	F8									4	0	1	0	0	0	1											
Steve Finley, L OBP: 0.374, SLG: 0.528 (1, 8)										4	0	0	0	0	0	1											
Carlos Baerga, S OBP: 0.373, SLG: 0.473 Junior Spivey, R OBP: 0.321, SLG: 0.433 (1, 3) (7, PR) (7, 4)										1	0	0	0	2	0	0											
Alex Cintron, S OBP: 0.341, SLG: 0.461 (1, 6)										1	0	0	1	0	1												
Chad Moeller, R OBP: 0.339, SLG: 0.441 (1, 2)										3	0	1	1	0	0	2											
17 Brandon Webb, R OBP: 0.111, SLG: 0.114 Stephen Randolph, L Quinton McCracken, S OBP: 0.291, SLG: 0.284 Oscar Villarreal, L (1, 1) (6, 1) (8, PH) (8, 1)										2	0	0	0	0	1	1											
Inning Stats	R: 0 E: 0 K: 0 S: 12	H: 0 LOB: 1 BB: 1 P: 19	R: 1 E: 0 K: 1 S: 13	H: 1 LOB: 1 BB: 2 P: 22	R: 0 E: 0 K: 0 S: 5	H: 0 LOB: 0 BB: 0 P: 8	R: 0 E: 0 K: 0 S: 12	H: 0 LOB: 1 BB: 1 P: 19	R: 1 E: 0 K: 0 S: 9	H: 2 LOB: 1 BB: 0 P: 12	R: 0 E: 0 K: 0 S: 5	H: 0 LOB: 0 BB: 0 P: 6	R: 0 E: 0 K: 0 S: 3	H: 0 LOB: 1 BB: 1 P: 8	R: 0 E: 0 K: 0 S: 6	H: 0 LOB: 0 BB: 0 P: 8		R: 0 E: 0 K: 0 S: 7	H: 1 LOB: 1 BB: 0 P: 10	1B: 2 2B: 3 3B: 0 HR: 0	SF: 0 SAC: 1 DP: 1 HBP: 0	WP: 0 PB: 0 SB: 1 CS: 0	PA: 33				
PITCHER	IP	WLS	BF	H	R	ER	SO	BB	IBB	HBP	BLK	WP	HR	S	P	ERA	WHIP										
39 Aaron Harang, R ERA: 4.89	6.1	W	25	3	2	2	1	4	0	0	0	0	0	58	92	2.84	1.105										
Scott Sullivan, R ERA: 3.79	1.2	H	4	0	0	0	0	0	0	0	0	0	0	7	10	0.00	0.000										
Chris Reitsma, R ERA: 3.92	1.0	S	4	1	0	0	0	0	0	0	0	0	0	7	10	0.00	1.000										

Batter	1	2	3	4	5	6	7	8	9	AB	R	H	RBI	BB	SO	LOB	BOTTOM										
Ray Olmedo, S OBP: 0.322, SLG: 0.318 (1, 6)	K									4	1	1	0	0	1	2	Arizona Diamondbacks @ Cincinnati Reds Great American Ball Park, Cincinnati, OH Thu Aug 14 2003, 7:10 PM EDT Att: 25,056 - Cloudy - 86 F livebaseballscorecards.com										
Jason LaRue, R OBP: 0.331, SLG: 0.458 (1, 2)										3	1	0	0	0	2	1											
D'Angelo Jimenez, S OBP: 0.350, SLG: 0.417 (1, 4)										3	0	1	1	1	1	0											
Sean Casey, L OBP: 0.357, SLG: 0.414 (1, 3)										4	0	1	1	0	0	1											
Adam Dunn, L OBP: 0.356, SLG: 0.460 (1, 7)										3	0	0	0	1	3	2											
Ruben Mateo, R OBP: 0.305, SLG: 0.346 (1, 9)										3	1	1	0	0	1	1											
Brandon Larson, R OBP: 0.206, SLG: 0.155 Juan Castro, R OBP: 0.278, SLG: 0.400 (1, 5) (9, 5)										3	0	0	0	1	0	2											
Reggie Taylor, L OBP: 0.252, SLG: 0.331 (1, 8)										4	0	2	1	0	0	0											
39 Aaron Harang, R OBP: 0.143, SLG: 0.143 Scott Sullivan, R Dernell Stenson, L Chris Reitsma, R OBP: 0.125, SLG: 0.125 (1, 1) (7, 1) (8, PH) (9, 1)										3	0	1	0	0	2	3											
Inning Stats	R: 0 E: 0 K: 2 S: 9	H: 2 LOB: 2 BB: 1 P: 32	R: 2 E: 0 K: 1 S: 10	H: 3 LOB: 2 BB: 0 P: 18	R: 0 E: 1 K: 2 S: 11	H: 1 LOB: 1 BB: 0 P: 14	R: 0 E: 0 K: 0 S: 11	H: 0 LOB: 1 BB: 1 P: 21	R: 0 E: 0 K: 0 S: 6	H: 1 LOB: 1 BB: 0 P: 8	R: 0 E: 0 K: 2 S: 14	H: 0 LOB: 1 BB: 1 P: 22	R: 0 E: 1 K: 1 S: 13	H: 0 LOB: 1 BB: 0 P: 15	1B: 7 2B: 0 3B: 0 HR: 0	SF: 0 SAC: 0 DP: 0 HBP: 2		WP: 0 PB: 0 SB: 0 CS: 0	PA: 36								
PITCHER	IP	WLS	BF	H	R	ER	SO	BB	IBB	HBP	BLK	WP	HR	S	P	ERA	WHIP										
17 Brandon Webb, R ERA: 2.56	5.0	L	24	6	3	3	7	2	0	2	0	0	0	20	30	0.00	1.000										
Stephen Randolph, L ERA: 3.6	2.0		8	1	0	0	2	1	0	0	0	0	0	13	15	0.00	0.000										
Oscar Villarreal, R ERA: 2.29	1.0		4	0	0	0	1	0	0	0	0	0	0	13	15	0.00	0.000										

Batter	1	2	3	4	5	6	7	8	9	AB	R	H	RBI	BB	SO	LOB	TOP								
Craig Biggio, R OBP: 0.341, SLG: 0.400 (1, 8)	2-1 P6		2-0 5 SF8 1B HBP		3-2 F8		0-1 G3		4-0 BB	3	0	0	0	1	0	0	Houston Astros @ Cincinnati Reds Great American Ball Park, Cincinnati, OH Sat Aug 16 2003, 1:20 PM EDT Att: 29,902 - Cloudy - 85 F								
Morgan Ensberg, R OBP: 0.378, SLG: 0.529 (1, 5)	0-0 F8		2-2 5 SF8 1B		0-1 17 HR 1B		0-1 P3		2-2 F8	5	1	2	0	0	0	1									
5 Jeff Bagwell, R OBP: 0.370, SLG: 0.501 (1, 3)	0-0 G6-3		0-1 SF8		4-1 17 HR BB		4-0 BB		3-2 F8	2	1	0	1	2	0	1									
Jeff Kent, R OBP: 0.344, SLG: 0.511 (1, 4)		2-1 HR	F9		2-2 F8		2-1 L8			4	1	1	1	0	0	5									
17 Lance Berkman, S OBP: 0.407, SLG: 0.526 (1, 7)		4-2 BB	P4		1-1 1H 2H HR		4-2 S BB			2	1	1	3	2	0	2									
Richard Hidalgo, R OBP: 0.376, SLG: 0.555 (1, 9)	1-2 F8			0-0 F8	1-1 P3		1-3 K		1-2 K	4	0	0	0	0	1	2									
Brad Ausmus, R OBP: 0.293, SLG: 0.281 (1, 2)	1-3 K			1-1 1B	0-1 B1-3		3-3 K			4	0	1	0	0	2	2									
28 Adam Everett, R OBP: 0.290, SLG: 0.361 (1, 6)	1-2 F7			2-3 K	0-3 K		1-3 K			4	0	0	0	0	3	3									
Wade Miller, R OBP: 0.180, SLG: 0.167 (1, 1)			0-1 1B 5 SF8 HBP	1-0 P4	0-1 F9			1-0 F8	3	1	1	0	0	0	0	1									
Rick White, R (7, 1)										0	0	0	0	0	0	0									
Octavio Dotel, R (8, 1)										0	0	0	0	0	0	0									
Orlando Merced, S OBP: 0.288, SLG: 0.386 (9, PH)										1	0	0	0	0	0	0									
Billy Wagner, L (9, 1)										0	0	0	0	0	0	0									
Inning Stats	R: 0 E: 0 K: 0 S: 4	H: 0 LOB: 0 BB: 0 P: 6	R: 1 E: 0 K: 1 S: 15	H: 1 LOB: 1 BB: 24 P: 24	R: 1 E: 0 K: 0 S: 10	H: 2 LOB: 2 BB: 0 P: 16	R: 0 E: 0 K: 1 S: 7	H: 1 LOB: 1 BB: 0 P: 11	R: 3 E: 0 K: 0 S: 15	H: 2 LOB: 0 BB: 1 P: 26	R: 0 E: 0 K: 1 S: 7	H: 0 LOB: 0 BB: 0 P: 7	R: 0 E: 0 K: 0 S: 6	H: 0 LOB: 1 BB: 1 P: 12	R: 0 E: 0 K: 3 S: 14	H: 0 LOB: 1 BB: 1 P: 23	R: 0 E: 0 K: 0 S: 8	H: 0 LOB: 1 BB: 1 P: 18	1B: 4 2B: 0 3B: 0 HR: 2	SF: 1 SAC: 0 DP: 0 HBP: 1	WP: 0 PB: 0 SB: 1 CS: 0	PA: 39			
PITCHER	IP	WLS	BF	H	R	ER	SO	BB	IBB	HBP	BLK	WP	HR	S	P	ERA	WHIP								
Seth Etherton, R ERA: 9.0 (1, 1)	5.0	L	24	6	5	5	2	2	0	1	0	0	2	51	83	9.00	1.600								
Brian Reith, R ERA: 3.79 (6, 1)	2.0		7	0	0	0	1	1	0	0	0	0	0	13	19	0.00	0.500								
Scott Sullivan, R ERA: 3.62 (8, 1)	2.0		8	0	0	0	3	2	0	0	0	0	0	22	41	0.00	1.000								

AB	32
R	5
H	6
RBI	5
BB	5
SO	6
LOB	17



Batter	1	2	3	4	5	6	7	8	9	AB	R	H	RBI	BB	SO	LOB	BOTTOM								
Ray Olmedo, S OBP: 0.323, SLG: 0.316 (1, 6)	1-3 K		4-2 G3 BB		0-1 G6-3		2-1 FC6-4			3	0	0	0	1	1	1	Houston Astros @ Cincinnati Reds Great American Ball Park, Cincinnati, OH Sat Aug 16 2003, 1:20 PM EDT Att: 29,902 - Cloudy - 85 F								
Reggie Taylor, L OBP: 0.257, SLG: 0.329 (1, 8)	0-0 B3		2-2 G3		4-2 FC4-6 BB		0-1 1B			3	0	1	1	1	0	2									
D'Angelo Jimenez, S OBP: 0.350, SLG: 0.415 (1, 4)	3-1 F8		G3		3-1 F7		1-0 F9			4	0	0	0	0	0	4									
Sean Casey, L OBP: 0.351, SLG: 0.407 (1, 3)		1-2 L9		0-0 L9	3-1 F8		2-3 K			4	0	0	0	0	1	2									
Ruben Mateo, R OBP: 0.309, SLG: 0.343 (1, 9)		3-3 K		1-0 G4-3	1-2 FC4-6		0-1 P3			4	0	0	0	0	1	2									
Demell Stenson, L OBP: 0.571, SLG: 0.833 (1, 7)		3-3 K		2-0 2B	3-1 G6-3 1B 2B		1-1 FC6-4 1B			4	1	3	0	0	1	0									
Kelly Stinnett, R OBP: 0.305, SLG: 0.377 (1, 2)			4-1 SH5-4 BB G3 BB	2-0 G1-3	3-2 L9		1-3 K			3	1	0	0	1	1	3									
Brandon Larson, R OBP: 0.212, SLG: 0.146 (1, 5)			4-2 G3 SH5-4 BB		2-3 K		0-1 G6-3		2-2 FC6-4	3	0	0	0	1	1	2									
Seth Etherton, R ERA: 4.43 (5, PH)			0-0 SH5-4		1-1 G6-3		1-1 FC6-4 1B			0	0	0	0	0	0	0									
Corky Miller, R (6, PH)										1	0	0	0	0	0	0									
Brian Reith, R (8, 1)										0	0	0	0	0	0	0									
Wily Mo Peña, R OBP: 0.226, SLG: 0.222 (7, PH)										1	0	1	1	0	0	0									
Scott Sullivan, R (9, 1)										0	0	0	0	0	0	0									
Juan Castro, R OBP: 0.276, SLG: 0.397 (9, PH)										1	0	0	0	0	0	1									
Inning Stats	R: 0 E: 0 K: 1 S: 6	H: 0 LOB: 0 BB: 0 P: 10	R: 0 E: 0 K: 2 S: 12	H: 0 LOB: 0 BB: 0 P: 19	R: 1 E: 0 K: 0 S: 17	H: 0 LOB: 2 BB: 3 P: 32	R: 0 E: 0 K: 0 S: 4	H: 1 LOB: 1 BB: 0 P: 9	R: 0 E: 0 K: 1 S: 7	H: 0 LOB: 0 BB: 0 P: 10	R: 0 E: 0 K: 0 S: 10	H: 0 LOB: 1 BB: 1 P: 21	R: 0 E: 0 K: 0 S: 13	H: 2 LOB: 1 BB: 0 P: 22	R: 0 E: 0 K: 1 S: 9	H: 1 LOB: 1 BB: 0 P: 12	R: 0 E: 0 K: 1 S: 10	H: 1 LOB: 1 BB: 0 P: 16	1B: 3 2B: 2 3B: 0 HR: 0	SF: 0 SAC: 1 DP: 0 HBP: 0	WP: 0 PB: 0 SB: 0 CS: 0	PA: 36			
PITCHER	IP	WLS	BF	H	R	ER	SO	BB	IBB	HBP	BLK	WP	HR	S	P	ERA	WHIP								
Wade Miller, R ERA: 4.43 (1, 1)	6.0	W	23	1	1	1	4	4	0	0	0	0	0	13	22	9.00	2.000								
Rick White, R ERA: 5.7 (7, 1)	1.0		5	2	1	1	0	0	0	0	0	0	0	9	12	0.00	1.000								
Octavio Dotel, R ERA: 2.9 (8, 1)	1.0	H	4	1	0	0	1	0	0	0	0	0	0	9	12	0.00	1.000								
Billy Wagner, L ERA: 1.77 (9, 1)	1.0	S	4	1	0	0	1	0	0	0	0	0	0	10	16	0.00	1.000								

AB	31
R	2
H	5
RBI	2
BB	4
SO	6
LOB	17



Batter	1	2	3	4	5	6	7	8	9	AB	R	H	RBI	BB	SO	LOB	TOP				
Colin Porter, L (1, 8) OBP: 0.233, SLG: 0.207	2-2 K		3-3 K		0-1 F8		0-3 K			4	0	0	0	0	3	3	Houston Astros @ Cincinnati Reds Great American Ball Park, Cincinnati, OH Sun Aug 17 2003, 1:15 PM EDT Att: 28,576 - Cloudy - 77 F				
Morgan Ensberg, R (1, 5) OBP: 0.379, SLG: 0.527	3-2 F9			4-2 5 G5-3 1B		3-2 5 1B FC5-4	1-1 FC5			3	2	1	0	1	0	2					
5 Jeff Bagwell, R (1, 3) OBP: 0.373, SLG: 0.509	1-0 HR			2-0 G5-3		0-0 FC5-4 1B		4-2 G5-4-3 BB		3	1	2	1	1	0	1					
Jeff Kent, R (1, 4) OBP: 0.343, SLG: 0.508	3-1 G6-3			0-1 1B		1-2 FC5-4 1B		3-1 G5-4-3		4	0	1	2	0	0	2					
17 Lance Berkman, S (1, 7) OBP: 0.403, SLG: 0.521		2-2 P6		1-2 P5		3-3 K		2-1 F9		4	0	0	0	0	1	2					
Richard Hidalgo, R (1, 9) OBP: 0.372, SLG: 0.549		2-2 G5-3		2-2 G4-3		0-0 G4-3		2-1 F8		4	0	0	0	0	0	2					
Brad Ausmus, R (1, 2) OBP: 0.290, SLG: 0.279					1-2 G4-3			2-3 K		3	0	0	0	0	2	0					
Gregg Zaun, S (9, PH) OBP: 0.295, SLG: 0.296									2-3 K	1	0	0	0	0	1	0					
28 Adam Everett, R (1, 6) OBP: 0.291, SLG: 0.361				0-1 F8		1-2 F7		3-2 FC5 BB 1B		3	0	1	0	0	0	0					
Geoff Blum, S (9, PH) OBP: 0.291, SLG: 0.389									2-3 K	1	0	0	0	0	1	0					
Tim Redding, R (1, 1) OBP: 0.225, SLG: 0.237				0-0 G5-3		2-2 1B				2	0	1	0	0	0	0					
Orlando Merced, S (7, PH) OBP: 0.291, SLG: 0.386								4-0 SAFE		0	0	0	0	1	0	0					
Mike Gallo, L (7, 1)								1-2 BB		0	0	0	0	0	0	0					
Ricky Stone, R (8, 1)										0	0	0	0	0	0	0					
Inning Stats	R: 1 E: 0 K: 1 S: 9	H: 1 LOB: 0 BB: 0 P: 18	R: 0 E: 0 K: 1 S: 10	H: 0 LOB: 0 BB: 0 P: 15	R: 0 E: 0 K: 1 S: 7	H: 0 LOB: 0 BB: 0 P: 10	R: 1 E: 0 K: 0 S: 11	H: 1 LOB: 1 BB: 1 P: 20	R: 0 E: 0 K: 1 S: 16	H: 2 LOB: 1 BB: 0 P: 18	R: 0 E: 0 K: 2 S: 11	H: 1 LOB: 2 BB: 1 P: 20	R: 0 E: 0 K: 0 S: 6	H: 0 LOB: 0 BB: 1 P: 15	R: 0 E: 0 K: 2 S: 11	H: 0 LOB: 0 BB: 0 P: 17		1B: 5 2B: 0 3B: 0 HR: 1	SF: 0 SAC: 0 DP: 1 HBP: 0	WP: 0 PB: 0 SB: 0 CS: 0	PA: 35
PITCHER	IP WLS BF H R ER SO BB IBB HBP BLK WP HR S P ERA WHIP	6.0 W 24 5 3 3 4 1 0 0 0 0 1 64 101 4.50 1.000	7.1 H 5 1 0 0 2 1 0 0 0 0 0 11 20 0.00 2.000	8.1 H 3 0 0 0 0 1 0 0 0 0 0 6 15 0.00 1.000	9.1 S 3 0 0 0 2 0 0 0 0 0 0 11 17 0.00 0.000																

AB	32
R	3
H	6
RBI	3
BB	3
SO	8
LOB	12



Batter	1	2	3	4	5	6	7	8	9	AB	R	H	RBI	BB	SO	LOB	BOTTOM				
Ray Olmedo, S (1, 6) OBP: 0.328, SLG: 0.322	1-3 K		1-0 G2-3		1-0 S 1B		3-2 1B			4	0	2	0	0	1	0	Houston Astros @ Cincinnati Reds Great American Ball Park, Cincinnati, OH Sun Aug 17 2003, 1:15 PM EDT Att: 28,576 - Cloudy - 77 F				
Jason LaRue, R (1, 2) OBP: 0.331, SLG: 0.465	1-1 L6-4 BB 1B		2-2 K		1 SAFE 1-3 SAFE K		2-2 G3			4	0	1	0	0	2	2					
D'Angelo Jimenez, S (1, 4) OBP: 0.349, SLG: 0.412	4-2 1-2 BB			2-1 E3 1B HR		0-0 F7		1-0 F9		3	1	0	0	1	0	1					
Sean Casey, L (1, 3) OBP: 0.348, SLG: 0.404	1-1 L6-4			0-3 K		3-2 G4-3		3-3 K		4	0	0	0	0	2	4					
Ruben Mateo, R (1, 9) OBP: 0.301, SLG: 0.333		1-2 F9		2-2 L6		0-0 L5		1-2 G5-3		4	0	0	0	0	0	1					
Demell Stenson, L (1, 7) OBP: 0.600, SLG: 1.111		3-2 HR		0-1 HR 1B		1-3 K				3	2	2	1	0	1	0					
Juan Castro, R (1, 5) OBP: 0.276, SLG: 0.409		0-0 G4-3		1-0 1-H 3-H HR		1-1 F9				3	1	1	3	0	0	0					
Reggie Taylor, L (1, 8) OBP: 0.259, SLG: 0.325		2-3 K						1-0 B2		2	0	0	0	1	1	0					
Paul Wilson, R (1, 1) OBP: 0.146, SLG: 0.152										2	0	0	0	0	2	1					
Ryan Wagner, R (7, 1)										0	0	0	0	0	0	0					
Kelly Stinnett, R (7, PH) OBP: 0.303, SLG: 0.374										1	0	0	0	0	0	0					
Felix Heredia, L (8, 1) OBP: 0.333, SLG: 0.333										0	0	0	0	0	0	0					
Chris Reitsma, R (9, 1) OBP: 0.125, SLG: 0.125										0	0	0	0	0	0	0					
Inning Stats	R: 0 E: 0 K: 1 S: 12	H: 1 LOB: 1 BB: 1 P: 19	R: 1 E: 0 K: 1 S: 11	H: 1 LOB: 0 BB: 0 P: 17	R: 0 E: 0 K: 2 S: 10	H: 0 LOB: 0 BB: 0 P: 14	R: 3 E: 1 K: 2 S: 20	H: 2 LOB: 1 BB: 1 P: 31	R: 0 E: 0 K: 1 S: 12	H: 0 LOB: 0 BB: 0 P: 16	R: 0 E: 0 K: 1 S: 6	H: 0 LOB: 0 BB: 0 P: 8	R: 0 E: 0 K: 0 S: 11	H: 1 LOB: 1 BB: 0 P: 19	R: 0 E: 0 K: 1 S: 8	H: 0 LOB: 0 BB: 0 P: 13		1B: 4 2B: 1 3B: 0 HR: 2	SF: 0 SAC: 0 DP: 1 HBP: 0	WP: 0 PB: 0 SB: 1 CS: 0	PA: 32
PITCHER	IP WLS BF H R ER SO BB IBB HBP BLK WP HR S P ERA WHIP	6.0 L 25 5 4 1 8 2 0 0 0 0 0 16 28 0.00 0.600	7.1 6 1 0 0 1 0 0 0 0 0 0 0 3 4 0.00 0.000	8.1 1 0 0 0 0 0 0 0 0 0 0 0 3 4 0.00 0.000																	

AB	30
R	4
H	6
RBI	4
BB	2
SO	9
LOB	9



Batter	1	2	3	4	5	6	7	8	9	AB	R	H	RBI	BB	SO	LOB	TOP								
Ray Olmedo, S OBP: 0.316, SLG: 0.310	G1-3		FC6-4			G6-3	G4-3		K	5	0	0	0	0	1	4									
Jason LaRue, R OBP: 0.326, SLG: 0.457	K					K		F7	G5-4-3	5	0	0	0	0	3	2									
D'Angelo Jimenez, S OBP: 0.350, SLG: 0.411	K					G4-3	PB 1B BB	BB 1B BB		2	0	0	0	2	1	0									
Sean Casey, L OBP: 0.351, SLG: 0.405										3	0	2	0	1	1	1									
Ruben Mateo, R OBP: 0.299, SLG: 0.331	K									4	0	1	0	0	3	4									
Dernell Stenson, L OBP: 0.571, SLG: 0.917	G4-3									3	0	1	0	1	0	0									
Juan Castro, R OBP: 0.276, SLG: 0.403						G6-3				3	1	0	0	1	2	4									
Reggie Taylor, L OBP: 0.270, SLG: 0.337						L5				3	0	2	1	1	0	1									
John Bale, L (7, PH)										2	0	0	0	0	2	2									
Wily Mo Peña, R OBP: 0.197, SLG: 0.219										1	0	0	0	0	1	1									
Brian Reith, R (8, PH)										0	0	0	0	0	0	0									
Mark Watson, R (9, PH)										0	0	0	0	0	0	0									
Kelly Stinnett, R OBP: 0.307, SLG: 0.374										0	0	0	0	0	0	0									
Inning Stats	R: 0 E: 0 K: 2 S: 10	H: 0 LOB: 0 BB: 0 P: 15	R: 0 E: 0 K: 1 S: 7	H: 1 LOB: 0 BB: 0 P: 12	R: 0 E: 0 K: 2 S: 8	H: 0 LOB: 1 BB: 1 P: 13	R: 0 E: 0 K: 2 S: 11	H: 0 LOB: 1 BB: 1 P: 21	R: 0 E: 0 K: 1 S: 7	H: 1 LOB: 1 BB: 0 P: 9	R: 0 E: 0 K: 2 S: 14	H: 1 LOB: 2 BB: 1 P: 23	R: 1 E: 0 K: 1 S: 11	H: 1 LOB: 1 BB: 1 P: 20	R: 0 E: 0 K: 2 S: 13	H: 1 LOB: 3 BB: 2 P: 23	R: 0 E: 0 K: 1 S: 8	H: 1 LOB: 1 BB: 0 P: 14	1B: 5 2B: 1 3B: 0 HR: 0	SF: 0 SAC: 0 DP: 1 HBP: 1	WP: 0 PB: 1 SB: 0 CS: 0	PA: 38			
PITCHER	IP	WLS	BF	H	R	ER	SO	BB	IBB	HBP	BLK	WP	HR	S	P	ERA	WHIP								
17 Brandon Webb, R ERA: 2.5	(1, 1)	7.0	W	28	4	1	1	11	4	0	0	0	0	0	68	113	1.29	1.143							
Jose Valverde, R ERA: 2.19	(8, 1)	0.2		4	1	0	0	1	1	0	0	0	0	0	8	13	0.00	3.000							
Mike Myers, L ERA: 5.4	(8, 1)	0.0		1	0	0	0	1	0	0	0	0	0	2	6	∞	∞								
Matt Mantei, R ERA: 2.43	(8, 1)	1.1	S	5	1	0	0	2	0	0	1	0	0	0	11	18	0.00	0.750							

Cincinnati Reds @ Arizona Diamondbacks
Bank One Ballpark, Phoenix, AZ
Tue Aug 19 2003, 9:35 PM EDT
Att: 34,869 - Cloudy - 88 F

AB	31
R	1
H	6
RBI	1
BB	6
SO	14
LOB	19



Batter	1	2	3	4	5	6	7	8	9	AB	R	H	RBI	BB	SO	LOB	BOTTOM								
Matt Kata, S OBP: 0.333, SLG: 0.458	K2-3		F9				F7			4	0	1	1	0	1	0									
Alex Cintron, S OBP: 0.350, SLG: 0.485	G5-3									4	2	2	0	0	0	2									
Raul Mondesi, R OBP: 0.325, SLG: 0.454	P4									3	0	0	1	0	1	1									
Luis Gonzalez, L OBP: 0.392, SLG: 0.542										4	0	0	0	0	1	1									
Shea Hillenbrand, R OBP: 0.328, SLG: 0.481										4	1	2	2	0	0	0									
Steve Finley, L OBP: 0.369, SLG: 0.515										3	0	0	0	1	1	0									
Junior Spivey, R OBP: 0.337, SLG: 0.463										4	2	3	1	0	1	2									
Robby Hammock, R OBP: 0.333, SLG: 0.538										3	1	3	1	0	0	0									
17 Brandon Webb, R OBP: 0.105, SLG: 0.108										2	0	0	0	0	2	2									
Quinton McCracken, S OBP: 0.271, SLG: 0.273										1	0	0	0	0	0	0									
Jose Valverde, R (8, 1)										0	0	0	0	0	0	0									
Mike Myers, L (8, 1)										0	0	0	0	0	0	0									
Matt Mantei, R (8, 1)										0	0	0	0	0	0	0									
Inning Stats	R: 0 E: 0 K: 1 S: 9	H: 0 LOB: 0 BB: 0 P: 13	R: 0 E: 0 K: 0 S: 7	H: 0 LOB: 0 BB: 0 P: 11	R: 1 E: 0 K: 1 S: 9	H: 2 LOB: 0 BB: 0 P: 14	R: 1 E: 0 K: 1 S: 7	H: 1 LOB: 0 BB: 0 P: 11	R: 1 E: 0 K: 2 S: 12	H: 3 LOB: 2 BB: 0 P: 21	R: 1 E: 0 K: 0 S: 8	H: 1 LOB: 0 BB: 0 P: 17	R: 1 E: 0 K: 0 S: 8	H: 2 LOB: 0 BB: 0 P: 11	R: 1 E: 0 K: 1 S: 15	H: 2 LOB: 2 BB: 1 P: 24	R: 1 E: 0 K: 1 S: 8	H: 2 LOB: 1 BB: 1 P: 14	1B: 5 2B: 2 3B: 1 HR: 3	SF: 1 SAC: 0 DP: 0 HBP: 0	WP: 0 PB: 0 SB: 0 CS: 0	PA: 34			
PITCHER	IP	WLS	BF	H	R	ER	SO	BB	IBB	HBP	BLK	WP	HR	S	P	ERA	WHIP								
John Bale, L ERA: 2.41	(1, 1)	6.0	L	24	7	4	4	6	0	0	0	0	0	2	60	87	6.00	1.167							
Brian Reith, R ERA: 3.92	(7, 1)	1.0		4	2	1	1	0	0	0	0	0	1	8	11	9.00	2.000								
Mark Watson, L ERA: 9.0	(8, 1)	1.0		6	2	1	1	1	1	0	0	0	0	15	24	9.00	3.000								

Cincinnati Reds @ Arizona Diamondbacks
Bank One Ballpark, Phoenix, AZ
Tue Aug 19 2003, 9:35 PM EDT
Att: 34,869 - Cloudy - 88 F


AB	32
R	6
H	11
RBI	6
BB	1
SO	7
LOB	8



Batter	1	2	3	4	5	6	7	8	9	AB	R	H	RBI	BB	SO	LOB	TOP					
6 Ryan Freel, R OBP: 0.353, SLG: 0.370	G1-3		HR		K			CS 1B		4	1	2	1	0	1	0						
Barry Larkin, R OBP: 0.344, SLG: 0.377	G6-3		G1-3		F8			L7		4	0	0	0	0	0	1						
D'Angelo Jimenez, S OBP: 0.347, SLG: 0.497	G5-3		K		G6-3			G3		4	0	0	0	0	1	1						
Sean Casey, L OBP: 0.350, SLG: 0.404		K			E9 1B			G3		4	0	1	0	0	1	0						
Kelly Stinnett, R OBP: 0.306, SLG: 0.377		1B 2B			G5-3			K		4	0	1	0	0	2	1						
Ruben Mateo, R OBP: 0.304, SLG: 0.336		2B 1B			F7 1B			F9		4	1	2	0	0	0	0						
Juan Castro, R OBP: 0.277, SLG: 0.407		2B			F7 1B			G3		3	0	1	1	0	0	2						
Wily Mo Peña, R OBP: 0.203, SLG: 0.212		2B						K		2	0	0	0	1	1	1						
Reggie Taylor, L OBP: 0.270, SLG: 0.337	G5-3							K		0	0	0	0	0	0	0						
39 Aaron Harang, R OBP: 0.100, SLG: 0.100								K		3	0	0	0	0	3	3						
Ryan Wagner, R								K		0	0	0	0	0	0	0						
Chris Reitsma, R OBP: 0.125, SLG: 0.125								K		0	0	0	0	0	0	0						
Inning Stats	R: 0 H: 0 E: 0 K: 0 S: 9	H: 0 LOB: 0 BB: 0 P: 13	R: 1 H: 3 E: 0 K: 1 S: 17	H: 3 LOB: 1 BB: 0 P: 24	R: 1 H: 1 E: 0 K: 2 S: 11	H: 1 LOB: 0 BB: 0 P: 15	R: 0 H: 2 E: 1 K: 1 S: 12	H: 2 LOB: 3 BB: 1 P: 21	R: 0 H: 0 E: 0 K: 1 S: 7	H: 0 LOB: 0 BB: 0 P: 9	R: 0 H: 0 E: 0 K: 0 S: 9	H: 0 LOB: 0 BB: 0 P: 13	R: 0 H: 1 E: 0 K: 1 S: 4	H: 1 LOB: 0 BB: 0 P: 9	R: 0 H: 0 E: 0 K: 1 S: 10	H: 0 LOB: 0 BB: 0 P: 14	1B: 4 2B: 2 3B: 0 HR: 1	SF: 0 SAC: 0 DP: 0 HBP: 0	WP: 0 PB: 0 SB: 1 CS: 1	PA: 33		
PITCHER	IP	WLS	BF	H	R	ER	SO	BB	IBB	HBP	BLK	WP	HR	S	P	ERA	WHIP					
Randy Johnson, L ERA: 4.9	(1, 1)	6.0	L	24	6	2	2	6	0	1	0	0	0	1	64	95	3.00	1.000				
Oscar Villarreal, R ERA: 2.25	(7, 1)	1.1		5	1	0	0	2	0	0	0	0	0	12	19	0.00	0.750					
Eddie Oropesa, L ERA: 4.15	(8, 1)	0.2		1	0	0	0	0	0	0	0	0	0	1	3	0.00	0.000					
Jose Valverde, R ERA: 2.12	(9, 1)	1.0		3	0	0	0	1	0	0	0	0	0	10	14	0.00	0.000					

Cincinnati Reds @ Arizona Diamondbacks
Bank One Ballpark, Phoenix, AZ
Wed Aug 20 2003, 9:37 PM EDT
Att: 28,377 - Dome - 72 F

AB 32
R 2
H 7
RBI 2
BB 1
SO 9
LOB 9



Batter	1	2	3	4	5	6	7	8	9	AB	R	H	RBI	BB	SO	LOB	BOTTOM				
Craig Counsell, L OBP: 0.351, SLG: 0.330	G1-3		G6-3			G3-6-3 1B			G3	4	0	1	0	0	0	0					
Alex Cintron, S OBP: 0.348, SLG: 0.485	F7				G4-3	G3-6-3 1B			WP 2B	4	0	1	0	0	0	1					
Raul Mondesi, R OBP: 0.324, SLG: 0.452	F7				K			G6-4-3 1B		4	0	1	0	0	2	1					
Luis Gonzalez, L OBP: 0.393, SLG: 0.541					F8			P4		3	0	1	0	1	0	1					
Shea Hillenbrand, R OBP: 0.325, SLG: 0.476								G6-4-3 1B		4	0	0	0	0	3	4					
Steve Finley, L OBP: 0.387, SLG: 0.511					K			G6-4-3 1B		3	0	0	0	0	2	1					
Junior Spivey, R OBP: 0.340, SLG: 0.465					K				WP 1B	3	0	2	0	0	1	1					
Chad Moeller, R OBP: 0.336, SLG: 0.429					F8			P6		3	0	0	0	0	2						
Randy Johnson, R OBP: 0.136, SLG: 0.136	(1, 1)									1	0	0	0	0	1	0					
Quinton McCracken, S OBP: 0.269, SLG: 0.271	(5, PH)									1	0	0	0	0	0	0					
Oscar Villarreal, L ERA: 2.25	(7, 1)									0	0	0	0	0	0	0					
Eddie Oropesa, L ERA: 4.15	(8, 1)									0	0	0	0	0	0	0					
Carlos Baerena, S OBP: 0.311, SLG: 0.470	(8, PH)									1	0	0	0	0	1	1					
Jose Valverde, R ERA: 2.12	(9, 1)									0	0	0	0	0	0	0					
Inning Stats	R: 0 H: 0 E: 0 K: 0 S: 7	H: 1 LOB: 1 BB: 0 P: 10	R: 0 H: 1 E: 0 K: 3 S: 12	H: 1 LOB: 0 BB: 0 P: 15	R: 0 H: 0 E: 0 K: 1 S: 7	H: 0 LOB: 0 BB: 0 P: 13	R: 0 H: 0 E: 0 K: 1 S: 9	H: 0 LOB: 0 BB: 0 P: 11	R: 0 H: 1 E: 0 K: 0 S: 6	H: 1 LOB: 0 BB: 0 P: 13	R: 0 H: 1 E: 0 K: 0 S: 5	H: 1 LOB: 0 BB: 0 P: 6	R: 0 H: 1 E: 0 K: 2 S: 12	H: 1 LOB: 1 BB: 0 P: 17	R: 0 H: 0 E: 0 K: 2 S: 12	H: 1 LOB: 2 BB: 1 P: 23	1B: 5 2B: 1 3B: 0 HR: 0	SF: 0 SAC: 0 DP: 2 HBP: 0	WP: 2 PB: 0 SB: 1 CS: 0	PA: 32	
PITCHER	IP	WLS	BF	H	R	ER	SO	BB	IBB	HBP	BLK	WP	HR	S	P	ERA	WHIP				
39 Aaron Harang, R ERA: 4.2	(1, 1)	7.0	W	23	4	0	0	6	0	0	0	0	0	58	85	0.00	0.571				
Ryan Wagner, R ERA: 2.4	(8, 1)	1.0	H	4	1	0	0	2	0	0	0	1	0	12	17	0.00	1.000				
Chris Reitsma, R ERA: 3.86	(9, 1)	1.0	S	5	1	0	0	2	1	0	0	1	0	12	23	0.00	2.000				

Cincinnati Reds @ Arizona Diamondbacks
Bank One Ballpark, Phoenix, AZ
Wed Aug 20 2003, 9:37 PM EDT
Att: 28,377 - Dome - 72 F

AB 31
R 0
H 6
RBI 0
BB 1
SO 10
LOB 12



Batter	1	2	3	4	5	6	7	8	9	AB	R	H	RBI	BB	SO	LOB	TOP			
Reggie Taylor, L (1, 8) OBP: 0.263, SLG: 0.345	F7		G1-3			F7		L3		4	0	0	0	0	0	1	Cincinnati Reds @ Houston Astros Minute Maid Park, Houston, TX Fri Aug 22 2003, 7:05 PM CDT Att: 26,627 - Dome - 72 F			
Barry Larkin, R (1, 6) OBP: 0.345, SLG: 0.382 Ray Olmedo, S (4, 6) OBP: 0.321, SLG: 0.315	1B SF9		K			K		1B		2	1	1	0	0	1	0				
D'Angelo Jimenez, S (1, 4) OBP: 0.349, SLG: 0.495	1-2 S 1B			2-1 F7		K		1-1 FC4-6 1B		4	0	2	0	0	1	1				
Sean Casey, L (1, 3) OBP: 0.351, SLG: 0.403	2-2 SF9			1-3 K			0-1 2B G3-1 1B	1-2 FC4-6		3	1	1	1	0	1	2				
Ruben Mateo, R (1, 9) OBP: 0.303, SLG: 0.340	1-2 SAFE P4			1-2 G5-3			1-0 G3-1 1-3 SF9 2B	1-2 P3		4	1	1	0	0	0	1				
Demell Stenson, L (1, 7) OBP: 0.381, SLG: 0.579 6 Ryan Freel, R (9, PH) OBP: 0.357, SLG: 0.431		3-2 G4-3			1-1 G4-3		2-1 G3-1	0-0 HR		3	0	0	1	0	0	1				
Juan Castro, R (1, 5) OBP: 0.276, SLG: 0.403		1-3 K			1-3 K		2-3 3-H 2-2 SF9	2-3 K		3	0	0	1	0	3	0				
Corky Miller, R (1, 2) Ryan Wagner, R (7, 1) Kelly Stinnett, R (9, PH) OBP: 0.303, SLG: 0.373 Chris Reitsma, R (9, 1) OBP: 0.125, SLG: 0.125		0-2 P4			1-0 G5-3		3-H 2-3 K	2-2 P3		3	0	0	0	0	1	0				
Seth Etherton, R (1, 1) OBP: 0.500, SLG: 0.500 Jason LaRue, R (7, 2) OBP: 0.322, SLG: 0.451				0-0 G6-3			1-1 1B	1-2 G5-3		2	0	1	0	0	0	0				
										1	0	0	0	0	0	0				
Inning Stats	R: 1 E: 0 K: 0 S: 18	H: 2 LOB: 1 BB: 0 P: 26	R: 0 E: 0 K: 1 S: 10	H: 0 LOB: 0 BB: 0 P: 14	R: 0 E: 0 K: 1 S: 6	H: 0 LOB: 0 BB: 0 P: 8	R: 0 E: 0 K: 1 S: 11	H: 0 LOB: 0 BB: 0 P: 15	R: 0 E: 0 K: 1 S: 6	H: 1 LOB: 1 BB: 0 P: 9	R: 2 E: 0 K: 1 S: 13	H: 2 LOB: 2 BB: 0 P: 20	R: 0 E: 0 K: 0 S: 13	H: 2 LOB: 2 BB: 0 P: 17	R: 1 E: 0 K: 1 S: 12	H: 1 LOB: 0 BB: 0 P: 17	1B: 6 2B: 1 3B: 0 HR: 1	SF: 2 SAC: 0 DP: 0 HBP: 0	WP: 0 PA: 35 PB: 0 SB: 1 CS: 0	
PITCHER	IP WLS BF H R ER SO BB IBB HBP BLK WP HR S P ERA WHIP	7.0 L 26 5 3 3 7 0 0 0 0 0 0 73 106 3.86 0.714	1.0 5 2 0 0 0 0 0 0 0 0 0 0 13 17 0.00 2.000	1.0 4 1 1 1 1 0 0 0 0 0 0 1 12 17 9.00 1.000																

Batter	1	2	3	4	5	6	7	8	9	AB	R	H	RBI	BB	SO	LOB	BOTTOM				
Craig Biggio, R (1, 8) OBP: 0.340, SLG: 0.407	1-0 1B		1-0 2B		1-1 17 G3 2B		1-1 E5		1-1 17 FC1-6 1B	5	1	4	1	0	0	0	Cincinnati Reds @ Houston Astros Minute Maid Park, Houston, TX Fri Aug 22 2003, 7:05 PM CDT Att: 26,627 - Dome - 72 F				
17 Lance Berkman, S (1, 7) OBP: 0.402, SLG: 0.521	2-3 K		2-0 2B		3-H 1-2 G3		1-2 K		2-2 FC1-6 1B	5	1	1	1	0	2	4					
5 Jeff Bagwell, R (1, 3) OBP: 0.376, SLG: 0.504	1-3 K		1-3 K		2-3 G6-3			1-1 E6 1B	1-2 1B	5	0	1	0	0	2	3					
Jeff Kent, R (1, 4) OBP: 0.344, SLG: 0.509	0-0 F9		0-0 L5			2-2 F9		2-2 F7	0-0 1B	5	0	1	1	0	0	3					
Geoff Blum, S (1, 5) OBP: 0.296, SLG: 0.394 16 Jason Lane, R (8, PR) (9, 9)		1-0 F8		3-2 P6		1-3 K		1-2 BB 1B	1-1 F7	4	0	1	0	0	1	0					
Richard Hidalgo, R (1, 9) OBP: 0.375, SLG: 0.548 Raul Chavez, R (9, 2) OBP: 1.000, SLG: 4.000		1-0 F7		0-1 P5		4-0 BB		4-0 FC4-6 BB	1-2 BB	2	0	0	0	2	0	0					
Brad Ausmus, R (1, 2) OBP: 0.295, SLG: 0.284 Orlando Merced, S (8, PH) OBP: 0.287, SLG: 0.380 Billy Wagner, L (9, 1)		4-2 28 S BB		1-2 G5-3		0-0 F9		1-3 K		2	0	0	0	1	0	1					
28 Adam Everett, R (1, 6) OBP: 0.295, SLG: 0.367		3-2 F9			0-0 SH2-4 2B		0-0 G6-3	1-2 FC4-6		4	1	1	0	0	0	4					
Wade Miller, R (1, 1) OBP: 0.176, SLG: 0.163 Jose Vizcaino, S (7, PH) OBP: 0.270, SLG: 0.366 Octavio Dotel, R (8, 1) Morgan Enberg, R (9, 5) OBP: 0.376, SLG: 0.522				1-1 F9		1-2 SH2-4		2-1 G4-3	0-0 F9	1	0	0	0	0	0	0					
										1	0	0	0	0	0	0					
Inning Stats	R: 0 E: 0 K: 2 S: 8	H: 1 LOB: 1 BB: 0 P: 12	R: 0 E: 0 K: 0 S: 9	H: 0 LOB: 1 BB: 1 P: 18	R: 1 E: 0 K: 1 S: 8	H: 2 LOB: 1 BB: 0 P: 13	R: 0 E: 0 K: 0 S: 10	H: 0 LOB: 0 BB: 0 P: 14	R: 1 E: 0 K: 0 S: 12	H: 2 LOB: 1 BB: 0 P: 17	R: 0 E: 0 K: 1 S: 8	H: 0 LOB: 1 BB: 1 P: 15	R: 0 E: 1 K: 1 S: 8	H: 0 LOB: 1 BB: 0 P: 12	R: 0 E: 1 K: 1 S: 15	H: 1 LOB: 3 BB: 1 P: 25	R: 1 E: 0 K: 0 S: 12	H: 3 LOB: 2 BB: 0 P: 17	1B: 5 2B: 4 3B: 0 HR: 0	SF: 0 SAC: 1 DP: 0 HBP: 0	WP: 0 PA: 41 PB: 0 SB: 1 CS: 0
PITCHER	IP WLS BF H R ER SO BB IBB HBP BLK WP HR S P ERA WHIP	6.0 W 25 5 2 2 4 2 0 0 0 0 0 23 37 0.00 1.167	2.0 H 10 1 0 0 2 1 0 0 0 0 0 23 37 0.00 1.000	1.0 S 6 3 1 1 0 0 0 0 0 0 0 12 17 9.00 3.000																	

AB	33
R	4
H	8
RBI	4
BB	0
SO	8
LOB	7



Batter	1	2	3	4	5	6	7	8	9	AB	R	H	RBI	BB	SO	LOB	TOP					
Reggie Taylor, L (1, 8) OBP: 0.267, SLG: 0.352										5	1	2	0	0	3	4	Cincinnati Reds @ Houston Astros Minute Maid Park, Houston, TX Sat Aug 23 2003, 6:05 PM CDT Att: 32,560 - Dome - 72 F					
Ray Olmedo, S (1, 6) OBP: 0.317, SLG: 0.306										4	0	0	0	1	1	4						
D'Angelo Jimenez, S (1, 4) OBP: 0.349, SLG: 0.404										3	0	1	1	1	0	4						
Sean Casey, L (1, 3) OBP: 0.350, SLG: 0.402										4	0	1	0	0	0	2						
Ruben Mateo, R (1, 9) OBP: 0.302, SLG: 0.333										3	1	0	0	0	1	1						
Demell Stenson, L (1, 7) OBP: 0.380, SLG: 0.500										3	1	0	0	1	2	0						
Felix Heredia, L (8, 1) OBP: 0.333, SLG: 0.333										0	0	0	0	0	0	0						
Chris Reitsma, R (9, 1) OBP: 0.125, SLG: 0.125										0	0	0	0	0	0	0						
Juan Castro, R (1, 5) OBP: 0.279, SLG: 0.409										4	0	2	2	0	0	0						
Jason LaRue, R (1, 2) OBP: 0.322, SLG: 0.446										3	0	0	0	0	2	1						
Paul Wilson, R (1, 1) OBP: 0.157, SLG: 0.146										2	0	0	0	1	1	0						
6 Ryan Freel, R (8, 7) OBP: 0.351, SLG: 0.423										1	0	0	0	0	0	2						
Inning Stats	R: 0 E: 0 K: 1 S: 10	H: 0 LOB: 1 BB: 1 P: 15	R: 2 E: 0 K: 2 S: 11	H: 1 LOB: 3 BB: 3 P: 27	R: 0 E: 0 K: 1 S: 9	H: 1 LOB: 0 BB: 0 P: 12	R: 0 E: 0 K: 1 S: 6	H: 0 LOB: 0 BB: 0 P: 8	R: 1 E: 0 K: 1 S: 10	H: 2 LOB: 1 BB: 0 P: 14	R: 0 E: 0 K: 1 S: 9	H: 0 LOB: 1 BB: 0 P: 17	R: 0 E: 0 K: 1 S: 9	H: 1 LOB: 0 BB: 0 P: 12	R: 0 E: 0 K: 1 S: 7	H: 0 LOB: 0 BB: 0 P: 12	R: 0 E: 0 K: 13 S: 13	H: 1 LOB: 2 BB: 0 P: 21	1B: 4 2B: 2 3B: 0 HR: 0	SF: 0 SAC: 0 DP: 0 HBP: 2	WP: 0 PB: 0 SB: 2 CS: 0	PA: 38
PITCHER	IP WLS BF H R ER SO BB IBB HBP BLK WP HR S P ERA WHIP																					
Tim Redding, R (1, 1) ERA: 3.7	6.0 L 26 4 3 3 7 4 0 1 0 0 0 55 93 4.50 1.333																					
Mike Gallo, L (7, 1) ERA: 2.7	1.0 4 1 0 0 1 0 0 0 0 0 0 9 12 0.00 1.000																					
54 Brad Lidge, R (8, 1) ERA: 3.28	1.0 3 0 0 0 1 0 0 0 0 0 0 7 12 0.00 0.000																					
Rick White, R (9, 1) ERA: 6.2	1.0 5 1 0 0 1 0 0 1 0 0 0 13 21 0.00 1.000																					

AB	32
R	3
H	6
RBI	3
BB	4
SO	10
LOB	18



Batter	1	2	3	4	5	6	7	8	9	AB	R	H	RBI	BB	SO	LOB	BOTTOM					
Craig Biggio, R (1, 8) OBP: 0.338, SLG: 0.404										4	0	0	0	0	1	1	Cincinnati Reds @ Houston Astros Minute Maid Park, Houston, TX Sat Aug 23 2003, 6:05 PM CDT Att: 32,560 - Dome - 72 F					
17 Lance Berkman, S (1, 7) OBP: 0.395, SLG: 0.516										4	0	0	0	0	1							
5 Jeff Bagwell, R (1, 3) OBP: 0.373, SLG: 0.500										4	0	0	0	0	1	1						
Jeff Kent, R (1, 4) OBP: 0.341, SLG: 0.504										4	0	0	0	0	0	0						
Morgan Ensberg, R (1, 5) OBP: 0.374, SLG: 0.522										4	0	1	0	0	1	0						
Richard Hidalgo, R (1, 9) OBP: 0.377, SLG: 0.551										3	1	2	0	0	0	1						
Brad Ausmus, R (1, 2) OBP: 0.298, SLG: 0.287										3	0	2	1	0	0	1						
28 Adam Everett, R (1, 6) OBP: 0.293, SLG: 0.364										2	0	0	0	0	0	2						
Jose Vizcaino, S (7, PH) OBP: 0.268, SLG: 0.363										1	0	0	0	0	0	1						
Tim Redding, R (1, 1) ERA: 3.28	7.0 W 26 5 1 1 3 1 0 0 0 0 0 56 93 4.74 1.29																					
Geoff Blum, S (6, PH) OBP: 0.228, SLG: 0.231	1.0 H 3 0 0 0 1 0 0 0 0 0 6 7 0.00 0.000																					
Mike Gallo, L (7, 1) ERA: 3.0	1.0 S 3 0 0 0 0 0 0 0 0 0 6 10 0.00 0.000																					
54 Brad Lidge, R (8, 1) ERA: 3.88										1	0	0	0	0	1	0						
Orlando Merced, S (8, PH) ERA: 3.88										0	0	0	0	0	0	0						
Rick White, R (9, 1) ERA: 6.2										0	0	0	0	0	0	0						
Inning Stats	R: 0 E: 0 K: 1 S: 8	H: 0 LOB: 0 BB: 0 P: 11	R: 0 E: 0 K: 0 S: 12	H: 1 LOB: 1 BB: 0 P: 15	R: 0 E: 0 K: 1 S: 8	H: 0 LOB: 0 BB: 0 P: 11	R: 0 E: 0 K: 0 S: 4	H: 0 LOB: 0 BB: 0 P: 6	R: 0 E: 0 K: 0 S: 7	H: 2 LOB: 1 BB: 0 P: 12	R: 0 E: 0 K: 0 S: 8	H: 0 LOB: 1 BB: 1 P: 14	R: 1 E: 0 K: 1 S: 9	H: 2 LOB: 1 BB: 0 P: 14	R: 0 E: 0 K: 1 S: 6	H: 0 LOB: 0 BB: 0 P: 7	R: 0 E: 0 K: 0 S: 6	H: 0 LOB: 0 BB: 0 P: 10	1B: 3 2B: 2 3B: 0 HR: 0	SF: 0 SAC: 0 DP: 1 HBP: 0	WP: 0 PB: 0 SB: 0 CS: 0	PA: 32
PITCHER	IP WLS BF H R ER SO BB IBB HBP BLK WP HR S P ERA WHIP																					
Paul Wilson, R (1, 1) ERA: 4.74	7.0 W 26 5 1 1 3 1 0 0 0 0 0 56 93 4.74 1.29																					
Felix Heredia, L (8, 1) ERA: 3.0	1.0 H 3 0 0 0 1 0 0 0 0 0 6 7 0.00 0.000																					
Chris Reitsma, R (9, 1) ERA: 3.88	1.0 S 3 0 0 0 0 0 0 0 0 0 6 10 0.00 0.000																					

AB	31
R	1
H	5
RBI	1
BB	1
SO	4
LOB	8



Batter	1	2	3	4	5	6	7	8	9	AB	R	H	RBI	BB	SO	LOB	TOP										
Scott Podsednik, L (1.8) OBP: 0.381, SLG: 0.430	G4-3		G4-3				G4-3			5	1	2	0	0	0	1	Milwaukee Brewers @ Cincinnati Reds Great American Ball Park, Cincinnati, OH Mon Aug 25 2003, 7:10 PM EDT Att: 18,411 - Cloudy - 86 F										
2 Bill Hall, R (1.4) OBP: 0.304, SLG: 0.493	G3							F8		5	2	4	3	0	0	1											
Geoff Jenkins, L (1.7) OBP: 0.365, SLG: 0.511	G3		K				K		G6-3	5	1	1	2	0	2	2											
Richie Sexson, R (1.3) OBP: 0.371, SLG: 0.522	K						L8		K	5	0	0	0	0	2	1											
Brady Clark, R (1.9) OBP: 0.342, SLG: 0.411	F8								K	4	2	1	0	1	1	0											
Wes Helms, R (1.5) OBP: 0.324, SLG: 0.440	K								K	4	1	1	2	0	1	1											
Eddie Pérez, R (1.2) OBP: 0.301, SLG: 0.406	P6								K	4	0	0	0	0	1	1											
Royce Clayton, R (1.6) OBP: 0.300, SLG: 0.341									K	3	2	2	1	1	0	0											
Matt Kinney, R (1.1) OBP: 0.061, SLG: 0.063									K	3	0	0	0	0	2	2											
Mark Smith, R (8. PH) OBP: 0.438, SLG: 0.933									K	0	0	0	0	0	0	0											
Brooks Kieschnick, L (8.1) OBP: 0.383, SLG: 0.618									K	0	0	0	0	0	0	0											
Dan Kolb, R (9.1)									K	0	0	0	0	0	0	0											
Inning Stats	R: 0 E: 0 K: 1 S: 10	H: 1 LOB: 1 BB: 0 P: 16	R: 0 E: 0 K: 1 S: 6	H: 0 LOB: 0 BB: 0 P: 9	R: 1 E: 0 K: 1 S: 15	H: 2 LOB: 1 BB: 0 P: 22	R: 2 E: 0 K: 0 S: 10	H: 2 LOB: 0 BB: 0 P: 18	R: 3 E: 0 K: 1 S: 20	H: 3 LOB: 0 BB: 1 P: 25	R: 0 E: 0 K: 1 S: 6	H: 0 LOB: 1 BB: 1 P: 12	R: 1 E: 0 K: 1 S: 8	H: 1 LOB: 0 BB: 0 P: 12	R: 3 E: 0 K: 1 S: 17	H: 3 LOB: 1 BB: 1 P: 27	R: 0 E: 0 K: 2 S: 8	H: 0 LOB: 0 BB: 0 P: 15	1B: 4 2B: 4 3B: 0 HR: 4	SF: 0 SAC: 0 DP: 0 HBP: 0	WP: 1 PB: 0 SB: 2 CS: 0	PA: 41					
PITCHER	IP	WLS	BF	H	R	ER	SO	BB	IBB	HBP	BLK	WP	HR	S	P	ERA	WHIP										
39 Aaron Harang, R (1.1) ERA: 4.8	5.0	L	23	8	6	6	4	0	0	0	0	1	2	61	90	10.80	1.600										
Brian Reith, R (6.1)	2.0		8	1	1	1	2	1	0	0	0	0	1	14	24	4.50	1.000										
Joe Valentine, R (8.1) ERA: 18.0	1.0		7	3	3	3	1	1	0	0	0	0	1	17	27	27.00	4.000										
John Riedling, R (9.1) ERA: 5.23	1.0		3	0	0	0	2	0	0	0	0	0	0	8	15	0.00	0.000										

Batter	1	2	3	4	5	6	7	8	9	AB	R	H	RBI	BB	SO	LOB	BOTTOM										
6 Ryan Freel, R (1.8) OBP: 0.364, SLG: 0.441										4	1	2	0	0	0	0	Milwaukee Brewers @ Cincinnati Reds Great American Ball Park, Cincinnati, OH Mon Aug 25 2003, 7:10 PM EDT Att: 18,411 - Cloudy - 86 F										
Ray Olmedo, S (1.6) OBP: 0.311, SLG: 0.308	G3		E4						K	5	0	1	1	0	1	3											
D'Angelo Jimenez, S (1.4) OBP: 0.347, SLG: 0.497	G3		K						L7	4	0	0	0	0	2	3											
Sean Casey, L (1.3) OBP: 0.347, SLG: 0.403	K		P6						G4-1	4	0	0	0	0	1	3											
Ruben Mateo, R (1.9) OBP: 0.305, SLG: 0.348	F8								K	4	2	2	0	0	0	1											
Demell Stenson, L (1.7) OBP: 0.345, SLG: 0.577	F7								K	4	1	1	2	0	0	1											
Juan Castro, R (1.5) OBP: 0.278, SLG: 0.404	K								K	4	1	2	1	0	2	0											
Jason LaRue, R (1.2) OBP: 0.323, SLG: 0.440	F9								L8	4	0	0	0	0	0	2											
39 Aaron Harang, R (1.1) ERA: 4.8									K	1	0	0	0	0	1	0											
Wily Mo Peña, R (5. PH) ERA: 3.27, SLG: 0.200									K	1	0	0	0	0	1	0											
Brian Reith, R (6.1)									K	0	0	0	0	0	0	0											
37 Stephen Smitherman, R (7. PH) ERA: 5.95, SLG: 2.000									K	1	1	1	2	0	0	0											
Joe Valentine, R (8.1) ERA: 18.0									K	0	0	0	0	0	0	0											
John Riedling, R (9.1) ERA: 5.23									K	1	0	0	0	0	0	1											
Jim Chamblée, R (9. PH) ERA: 2.08									K	0	0	0	0	0	0	0											
Inning Stats	R: 1 E: 0 K: 1 S: 11	H: 2 LOB: 1 BB: 0 P: 18	R: 0 E: 0 K: 1 S: 8	H: 0 LOB: 0 BB: 0 P: 12	R: 0 E: 1 K: 2 S: 14	H: 1 LOB: 2 BB: 0 P: 19	R: 0 E: 0 K: 1 S: 9	H: 0 LOB: 0 BB: 0 P: 15	R: 0 E: 0 K: 1 S: 6	H: 0 LOB: 0 BB: 0 P: 10	R: 0 E: 0 K: 1 S: 8	H: 0 LOB: 0 BB: 0 P: 11	R: 3 E: 0 K: 0 S: 10	H: 3 LOB: 0 BB: 0 P: 19	R: 0 E: 0 K: 0 S: 7	H: 0 LOB: 0 BB: 0 P: 11	R: 2 E: 0 K: 2 S: 15	H: 3 LOB: 2 BB: 0 P: 23	1B: 4 2B: 2 3B: 1 HR: 2	SF: 0 SAC: 0 DP: 0 HBP: 1	WP: 0 PB: 0 SB: 0 CS: 0	PA: 38					
PITCHER	IP	WLS	BF	H	R	ER	SO	BB	IBB	HBP	BLK	WP	HR	S	P	ERA	WHIP										
Matt Kinney, R (1.1) ERA: 4.67	7.0	W	28	6	4	4	7	0	0	0	0	0	1	66	104	5.14	0.857										
Brooks Kieschnick, R (8.1) ERA: 4.76	1.2		9	3	2	2	1	0	0	1	0	0	1	19	28	10.80	1.800										
Dan Kolb, R (9.1) ERA: 2.08	0.1	S	1	0	0	0	1	0	0	0	0	0	0	3	6	0.00	0.000										

Batter	1	2	3	4	5	6	7	8	9	AB	R	H	RBI	BB	SO	LOB	TOP										
Scott Podsednik, L (1.8) OBP: 0.382, SLG: 0.428	F8		HR	F7			1B		G6-3	4	2	1	0	1	0	1	<p>Milwaukee Brewers @ Cincinnati Reds Great American Ball Park, Cincinnati, OH Tue Aug 26 2003, 7:10 PM EDT Att: 18,787 - Sunny - 86 F</p> <p>livebaseballscores.com</p>										
Keith Ginter, R (1.4) OBP: 0.358, SLG: 0.439	1B		P3		L8		BB	1B	G4-3	4	1	1	0	1	0	1											
Geoff Jenkins, L (1.7) OBP: 0.369, SLG: 0.522	G5-4-3		HR		L8		G5-4-3	BB	G4-3	5	2	4	3	0	0	0											
Richie Sexson, R (1.3) OBP: 0.370, SLG: 0.519	G5-4-3		P4		L8		WP	1B		3	0	0	0	1	0	3											
Brady Clark, R (1.9) OBP: 0.345, SLG: 0.410				HR	F8		G5-4-3			3	1	1	0	1	0	3											
Wes Helms, R (1.5) OBP: 0.323, SLG: 0.446	F9		HR		F7		K			4	1	1	2	0	1	1											
Eddie Pérez, R (1.2) OBP: 0.297, SLG: 0.400	F8		G6-3		G6-3			G6-3		4	0	0	0	0	0	1											
Royce Clayton, R (1.6) OBP: 0.297, SLG: 0.338	P4		G6-3		E6			K		4	0	0	0	0	1	1											
Doug Davis, R (1.1) OBP: 0.111, SLG: 0.111			G1-3		G2-3			K		4	0	1	0	0	1	1											
Inning Stats	R: 0 E: 0 K: 0 S: 9	H: 2 LOB: 1 BB: 0 P: 13	R: 0 E: 0 K: 0 S: 10	H: 1 LOB: 1 BB: 0 P: 14	R: 2 E: 0 K: 0 S: 8	H: 1 LOB: 0 BB: 1 P: 16	R: 2 E: 0 K: 0 S: 18	H: 2 LOB: 1 BB: 1 P: 27	R: 0 E: 0 K: 0 S: 11	H: 0 LOB: 1 BB: 0 P: 17	R: 3 E: 0 K: 1 S: 12	H: 2 LOB: 0 BB: 2 P: 26	R: 0 E: 0 K: 2 S: 10	H: 0 LOB: 0 BB: 0 P: 14	R: 0 E: 0 K: 0 S: 3	H: 0 LOB: 0 BB: 0 P: 5	1B: 6 2B: 1 3B: 0 HR: 2	SF: 0 SAC: 0 DP: 2 HBP: 0	WP: 1 PB: 0 CS: 1	PA: 39							
PITCHER	IP	WLS	BF	H	R	ER	SO	BB	IBB	HBP	BLK	WP	HR	S	P	ERA	WHIP										
Dan Serafini, L (1.1) ERA: 7.2	5.0	L	23	7	4	4	0	2	0	0	0	0	2	56	17	7.20	1.800										
65 Scott Randall, R (6.1) ERA:	1.0		4	0	0	0	0	0	0	0	0	0	0	10	17	0.00	0.000										
Phil Norton, L (7.1) ERA: 13.5	0.0		3	2	3	3	0	1	0	0	0	0	0	4	9	∞	∞										
Ryan Wagner, R (7.1) ERA: 1.89	2.0		6	0	0	0	3	1	0	0	0	1	0	18	31	0.00	0.500										
Chris Reitsma, R (9.1) ERA: 3.82	1.0		3	0	0	0	0	0	0	0	0	0	0	3	5	0.00	0.000										

Batter	1	2	3	4	5	6	7	8	9	AB	R	H	RBI	BB	SO	LOB	BOTTOM										
6 Ryan Freel, R (1.5) OBP: 0.343, SLG: 0.413	E5		L7			G5-3		B1-3		4	1	0	0	0	0	1	<p>Milwaukee Brewers @ Cincinnati Reds Great American Ball Park, Cincinnati, OH Tue Aug 26 2003, 7:10 PM EDT Att: 18,787 - Sunny - 86 F</p> <p>livebaseballscores.com</p>										
Ray Olmedo, S (1.6) OBP: 0.305, SLG: 0.301	SH1-3		G5-3			K			F9	3	0	0	0	0	1	0											
D'Angelo Jimenez, S (1.4) OBP: 0.347, SLG: 0.405	SF8				G4-6-3		L4		G6-3	2	0	0	1	1	0	0											
Sean Casey, L (1.3) OBP: 0.346, SLG: 0.404	G3-1				G4-6-3		G3			4	0	1	0	0	0	1											
Ruben Mateo, R (1.9) OBP: 0.304, SLG: 0.345		L5			G5-3				F8	4	0	1	0	0	0	1											
Kelly Stinnett, R (1.2) OBP: 0.298, SLG: 0.366		G6-3				F7		FC6-4		3	0	0	0	0	0	1											
37 Stephen Smitherman, R (1.7) OBP: 0.400, SLG: 1.000						G5-3			G5-3	3	0	1	0	0	0	0											
Wily Mo Peña, R (1.8) OBP: 0.195, SLG: 0.192						L8			K	3	0	0	0	0	1	1											
Dan Serafini, S (1.1) 65 Scott Randall, R (6.1) Tim Hummel, R (6.1) Phil Norton, R (7.1) Ryan Wagner, R (7.1) Jason LaRue, R (8.1) Chris Reitsma, R (9.1)						F7			G5-3	1	0	0	0	0	0	0											
Inning Stats	R: 1 E: 1 K: 0 S: 11	H: 0 LOB: 0 BB: 0 P: 17	R: 0 E: 0 K: 0 S: 11	H: 1 LOB: 1 BB: 0 P: 16	R: 0 E: 0 K: 0 S: 6	H: 0 LOB: 0 BB: 0 P: 11	R: 0 E: 0 K: 0 S: 6	H: 0 LOB: 0 BB: 1 P: 12	R: 0 E: 0 K: 1 S: 14	H: 0 LOB: 0 BB: 0 P: 21	R: 0 E: 0 K: 0 S: 9	H: 1 LOB: 1 BB: 0 P: 10	R: 0 E: 0 K: 1 S: 8	H: 1 LOB: 1 BB: 0 P: 9	R: 0 E: 0 K: 0 S: 11	H: 1 LOB: 1 BB: 0 P: 18	1B: 2 2B: 2 3B: 0 HR: 0	SF: 1 SAC: 1 DP: 1 HBP: 0	WP: 0 PB: 0 CS: 0	PA: 32							
PITCHER	IP	WLS	BF	H	R	ER	SO	BB	IBB	HBP	BLK	WP	HR	S	P	ERA	WHIP										
Doug Davis, L (1.1) ERA: 4.29	9.0	W	32	4	1	0	2	1	0	0	0	0	0	85	126	0.00	0.556										



Batter	1	2	3	4	5	6	7	8	9	AB	R	H	RBI	BB	SO	LOB	TOP					
Scott Podsednik, L (1, 8) OBP: 0.382, SLG: 0.430	G4-3			K				K		5	0	2	3	0	2	1	Milwaukee Brewers @ Cincinnati Reds Great American Ball Park, Cincinnati, OH Wed Aug 27 2003, 7:10 PM EDT Att: 18,069 - Overcast - 80 F					
Keith Ginter, R (1, 4) OBP: 0.355, SLG: 0.434	2B	BB			G5-3	SF8			L8	3	0	0	1	1	0	1						
Geoff Jenkins, L (1, 7) OBP: 0.371, SLG: 0.530	2B				L7	F7			BB	4	1	2	1	1	0	1						
Richie Sexson, R (1, 3) OBP: 0.369, SLG: 0.515	BB			K	G3-1			K	P6	4	0	0	0	1	2	1						
John Vander Wal, L (1, 9) Leo Estrella, R (8, 1)	K			G4-3		K		G1-3		4	0	0	0	0	2	3						
Mark Smith, R (9, PH) Luis Vizcaino, R (9, 1)	K								K	0	0	0	0	0	0	0						
Wes Helms, R (1, 5) OBP: 0.325, SLG: 0.449	K									1	0	0	0	0	1	1						
Keith Osik, R (1, 2) OBP: 0.328, SLG: 0.317										4	1	1	1	0	1	1						
Royce Clayton, R (1, 6) OBP: 0.299, SLG: 0.338										3	2	1	0	1	0	0						
Wayne Franklin, L (1, 1) Glendon Rusch, L (6, 1) Brady Clark, R (6, PH) 65 Scott Randall, R (8, 9)										1	1	0	0	0	0	0						
Inning Stats	R: 0 E: 0 K: 2 S: 13	H: 1 LOB: 3 BB: 2 P: 25	R: 1 E: 0 K: 1 S: 12	H: 1 LOB: 1 BB: 1 P: 22	R: 1 E: 0 K: 1 S: 10	H: 2 LOB: 1 BB: 0 P: 15	R: 0 E: 0 K: 1 S: 9	H: 0 LOB: 0 BB: 0 P: 16	R: 0 E: 0 K: 0 S: 7	H: 0 LOB: 0 BB: 0 P: 10	R: 4 E: 1 K: 1 S: 23	H: 4 LOB: 1 BB: 0 P: 31	R: 0 E: 0 K: 1 S: 5	H: 0 LOB: 0 BB: 0 P: 10	R: 0 E: 0 K: 1 S: 9	H: 1 LOB: 1 BB: 0 P: 16	R: 0 E: 0 K: 1 S: 11	H: 0 LOB: 1 BB: 1 P: 20	1B: 4 2B: 4 3B: 0 HR: 1	SF: 1 SAC: 2 DP: 0 HBP: 0	WP: 0 PB: 0 SB: 2 CS: 0	PA: 41
PITCHER	IP	WLS	BF	H	R	ER	SO	BB	IBB	HBP	BLK	WP	HR	S	P	ERA	WHIP					
Seth Etherton, R (1, 1) ERA: 6.06	5.1	L	25	6	4	4	6	3	0	0	0	0	1	62	103	6.75	1.688					
Brian Reith, R (6, 1) ERA: 4.71	0.1		4	2	2	1	0	0	0	0	0	0	0	9	11	27.00	6.000					
Phil Norton, L (6, 1) ERA: 12.27	0.1		1	0	0	0	0	0	0	0	0	0	0	3	5	0.00	0.000					
John Riedling, R (7, 1) ERA: 5.1	2.0		7	1	0	0	2	0	0	0	0	0	0	14	26	0.00	0.500					
65 Scott Randall, R (9, 1) ERA:	1.0		4	0	0	0	1	1	0	0	0	0	0	11	20	0.00	1.000					

Batter	1	2	3	4	5	6	7	8	9	AB	R	H	RBI	BB	SO	LOB	BOTTOM					
6 Ryan Freel, R (1, 8) OBP: 0.347, SLG: 0.403	1B					F8		K		4	1	1	0	1	1	4	Milwaukee Brewers @ Cincinnati Reds Great American Ball Park, Cincinnati, OH Wed Aug 27 2003, 7:10 PM EDT Att: 18,069 - Overcast - 80 F					
Juan Castro, R (1, 6) OBP: 0.281, SLG: 0.404	1B			F8	G5-2-3			FC5		5	0	2	0	0	0	5						
D'Angelo Jimenez, S (1, 4) OBP: 0.345, SLG: 0.493	F9			F8		L6			F9	5	0	1	0	0	0	2						
Ruben Mateo, R (1, 9) OBP: 0.306, SLG: 0.347	BB					P4		L8		5	0	2	1	0	0	2						
Jason LaRue, R (1, 3) OBP: 0.320, SLG: 0.438	F8			F8		K		K		5	0	0	0	0	2	5						
Tim Hummel, R (1, 5) OBP: 0.400, SLG: 0.500	BB							FC6-4		3	1	1	0	1	0	2						
37 Stephen Smitherman, R (1, 7) OBP: 0.444, SLG: 1.000	L8							L7		4	0	2	1	0	0	3						
Corky Miller, R (1, 2) OBP: 0.333, SLG: 0.250										3	0	2	0	1	0	0						
Seth Etherton, R (1, 1) Brian Reith, R (6, 1) Phil Norton, R (6, 1) Kelly Stinnett, R (6, PH) John Riedling, R (7, 1) Dermail Stenson, L (8, PH) 65 Scott Randall, R (9, 1)										1	0	0	0	0	0	0						
Inning Stats	R: 1 E: 0 K: 0 S: 17	H: 3 LOB: 3 BB: 1 P: 28	R: 0 E: 0 K: 0 S: 5	H: 0 LOB: 0 BB: 0 P: 6	R: 0 E: 0 K: 0 S: 8	H: 1 LOB: 1 BB: 0 P: 11	R: 1 E: 0 K: 0 S: 11	H: 3 LOB: 2 BB: 1 P: 18	R: 0 E: 0 K: 1 S: 7	H: 0 LOB: 0 BB: 0 P: 11	R: 0 E: 0 K: 1 S: 13	H: 1 LOB: 2 BB: 1 P: 23	R: 0 E: 0 K: 1 S: 18	H: 2 LOB: 2 BB: 0 P: 24	R: 0 E: 0 K: 1 S: 16	H: 2 LOB: 2 BB: 0 P: 21		R: 0 E: 0 K: 0 S: 10	H: 0 LOB: 0 BB: 0 P: 16	1B: 9 2B: 3 3B: 0 HR: 0	SF: 0 SAC: 1 DP: 1 HBP: 0	WP: 0 PB: 0 SB: 1 CS: 0
PITCHER	IP	WLS	BF	H	R	ER	SO	BB	IBB	HBP	BLK	WP	HR	S	P	ERA	WHIP					
Wayne Franklin, L (1, 1) ERA: 5.16	5.1		26	8	2	2	1	0	0	0	0	0	0	55	88	3.38	1.875					
Glendon Rusch, L (6, 1) ERA: 6.89	1.2	H	7	2	0	0	2	0	0	0	0	0	0	24	33	0.00	1.200					
Leo Estrella, R (8, 1) ERA: 3.81	1.0		5	2	0	0	1	0	0	0	0	0	0	16	21	0.00	2.000					
Luis Vizcaino, R (9, 1) ERA: 7.11	1.0		3	0	0	0	0	0	0	0	0	0	0	10	16	0.00	0.000					

Batter	1	2	3	4	5	6	7	8	9	AB	R	H	RBI	BB	SO	LOB	TOP				
So Taguchi, R (1, 7) OBP: 0.438, SLG: 0.533 Kerry Robinson, L (7, PH) OBP: 0.299, SLG: 0.344	G5-3		FC6-4 1B		G5-3		K		FC1-4 15 S 1B	3	0	1	0	0	0	0	St. Louis Cardinals @ Cincinnati Reds Great American Ball Park, Cincinnati, OH Fri Aug 29 2003, 7:10 PM EDT Att: 27,121 - Overcast - 79 F				
15 Jim Edmonds, L (1, 8) OBP: 0.392, SLG: 0.619	F8		K		K		5 1B 27 HR		FC1-6-5 5 1B	5	1	1	0	0	2	2					
5 Albert Pujols, R (1, 3) OBP: 0.438, SLG: 0.678	G4-3		FC6-4 1-2		G5-3		27 HR		1B	5	1	2	0	0	0	1					
27 Scott Rolen, R (1, 5) OBP: 0.390, SLG: 0.554		FC6-5 G5-3 1B		G5-3		G4-3 2B	2B	1-0 HR	K	5	2	3	3	0	1	2					
Eduardo Perez, R (1, 9) OBP: 0.363, SLG: 0.462	G5-3		G5-3		G4-3		G6-4-3 1B		K	5	1	2	0	0	1	4					
Edgar Renteria, R (1, 6) OBP: 0.387, SLG: 0.489		FC6-5 S 1B		2B		G6-4-3 1B				4	0	2	2	0	0	2					
Miguel Cairo, R (1, 4) OBP: 0.307, SLG: 0.403		2-3		2B		2B				4	0	1	0	0	0	2					
Mike Matheny, R (1, 2) OBP: 0.313, SLG: 0.334	L7			IBB		IBB				2	0	0	0	2	0	2					
Dan Haren, R (1, 1) OBP: 0.125, SLG: 0.174 Jason Simontacchi, R (6, 1) OBP: 0.143, SLG: 0.171 Jeff Fassero, L (7, 1) Tino Martinez, L (8, PH) OBP: 0.351, SLG: 0.441 Cal Eldred, R (8, 1) OBP: 0.500, SLG: 0.500			G1-3		K		G4-3		G4-3	3	0	0	0	0	2	4	AB 39 R 5 H 13 RBI 5 BB 2 SO 7 LOB 19				
Inning Stats	R: 0 E: 0 K: 0 S: 7	H: 0 LOB: 0 BB: 0 P: 12	R: 0 E: 0 K: 0 S: 16	H: 2 LOB: 2 BB: 0 P: 24	R: 0 E: 0 K: 1 S: 10	H: 1 LOB: 1 BB: 0 P: 14	R: 1 E: 0 K: 1 S: 9	H: 2 LOB: 2 BB: 1 P: 19	R: 0 E: 0 K: 1 S: 8	H: 0 LOB: 0 BB: 0 P: 12	R: 1 E: 0 K: 1 S: 13	H: 2 LOB: 2 BB: 0 P: 24	R: 3 E: 0 K: 1 S: 12	H: 4 LOB: 0 BB: 0 P: 17	R: 0 E: 0 K: 0 S: 6	H: 0 LOB: 2 BB: 0 P: 9		R: 0 E: 0 K: 2 S: 11	H: 2 LOB: 2 BB: 0 P: 16	1B: 8 2B: 4 3B: 0 HR: 1	SF: 0 SAC: 0 DP: 1 HBP: 0
PITCHER	IP WLS BF H R ER SO BB IBB HBP BLK WP HR S P ERA WHIP																				
John Bale, L (1, 1) ERA: 2.76	6.0 W 27 7 2 2 4 0 2 0 0 0 0 0 63 105 3.00 1.167																				
John Riedling, R (7, 1) ERA: 5.39	1.0 6 4 3 3 1 0 0 0 0 0 1 12 17 27.00 4.000																				
Danny Graves, R (8, 1) ERA: 5.24	2.0 S 8 2 0 0 2 0 0 0 0 0 0 0 17 25 0.00 1.000																				

Batter	1	2	3	4	5	6	7	8	9	AB	R	H	RBI	BB	SO	LOB	BOTTOM				
6 Ryan Freel, R (1, 8) OBP: 0.365, SLG: 0.413	G6-3		CS BB		G6-3		1-3 2H 1B		BB 1B HBP	3	0	1	1	1	0	0	St. Louis Cardinals @ Cincinnati Reds Great American Ball Park, Cincinnati, OH Fri Aug 29 2003, 7:10 PM EDT Att: 27,121 - Overcast - 79 F				
Juan Castro, R (1, 6) OBP: 0.281, SLG: 0.401	F8		1-2 1B		1B		G5-3		1-2 2-3 1B	5	0	2	0	0	0	2					
D'Angelo Jimenez, S (1, 4) OBP: 0.352, SLG: 0.419			K		K		2-0 S 1B		HR	4	2	3	2	1	1	1					
Sean Casey, L (1, 3) OBP: 0.345, SLG: 0.401	L7				G4-3		BB HBP 1B		F7	5	1	1	1	0	0	4					
Russell Branyan, L (1, 5) OBP: 0.357, SLG: 0.506 Danny Graves, R (8, 1) OBP: 0.113, SLG: 0.113			G3-1		HR		HBP BB 1B		K	3	2	1	1	1	1	0					
Ruben Mateo, R (1, 9) OBP: 0.307, SLG: 0.347 37 Stephen Smitherman, R (5, PH) OBP: 0.400, SLG: 0.692					K2-3		F8		BB	1	0	1	0	0	0	0					
Dernell Stenson, L (1, 7) OBP: 0.359, SLG: 0.500			L9		K		4-0 HBP 1B		K	3	1	0	0	1	2	2					
Wily Mo Peña, R (9, 9) OBP: 0.195, SLG: 0.192					K		1-2 2-3 1B		K	0	0	0	0	0	0	0					
Kelly Stinnett, R (1, 2) OBP: 0.301, SLG: 0.360	F8				F8		6 1B HBP		1B SH2-3 BB	2	2	0	1	1	0	1					
John Bale, L (1, 1) Tim Hummel, R (6, PH) John Riedling, R (7, 1) Ray Olmedo, S (8, 6) OBP: 0.303, SLG: 0.299			K		G5-3		6 1B HBP		SH2-3	2	0	0	0	0	1	0	AB 31 R 8 H 10 RBI 8 BB 6 SO 6 LOB 12				
Inning Stats	R: 0 E: 0 K: 0 S: 11	H: 1 LOB: 1 BB: 0 P: 16	R: 0 E: 0 K: 0 S: 12	H: 1 LOB: 1 BB: 0 P: 19	R: 0 E: 0 K: 2 S: 12	H: 1 LOB: 1 BB: 1 P: 19	R: 1 E: 0 K: 2 S: 8	H: 1 LOB: 0 BB: 0 P: 10	R: 0 E: 0 K: 0 S: 9	H: 0 LOB: 0 BB: 0 P: 13	R: 5 E: 0 K: 0 S: 12	H: 4 LOB: 2 BB: 2 P: 29	R: 1 E: 0 K: 2 S: 18	H: 1 LOB: 1 BB: 1 P: 30	R: 1 E: 0 K: 0 S: 8	H: 1 LOB: 2 BB: 2 P: 22		R: 1 E: 0 K: 0 S: 8	H: 1 LOB: 2 BB: 2 P: 22	1B: 7 2B: 1 3B: 0 HR: 2	SF: 0 SAC: 1 DP: 1 HBP: 2
PITCHER	IP WLS BF H R ER SO BB IBB HBP BLK WP HR S P ERA WHIP																				
Dan Haren, R (1, 1) ERA: 4.57	5.2 L 26 6 6 6 4 3 0 1 0 0 0 0 0 59 99 9.53 1.588																				
Jason Simontacchi, R (6, 1) ERA: 5.86	0.1 3 2 0 0 0 0 0 0 0 0 0 0 5 7 0.00 6.000																				
Jeff Fassero, L (7, 1) ERA: 5.97	1.0 5 1 1 1 2 1 0 0 0 0 1 18 30 9.00 2.000																				
Cal Eldred, R (8, 1) ERA: 4.47	1.0 6 1 1 1 0 2 0 1 0 0 0 0 8 22 9.00 3.000																				

Batter	1	2	3	4	5	6	7	8	9	AB	R	H	RBI	BB	SO	LOB	TOP										
Fernando Vina, L OBP: 0.313, SLG: 0.424 (1, 4)	G6-3		G4-3 1B	F8			G6-3		P6	5	1	1	0	0	0	2											
Kery Robinson, L OBP: 0.293, SLG: 0.337 (1, 9)	K		G4-3	G4-3			G4-3			4	0	0	0	0	1	2											
Steve Kline, S OBP: 0.500, SLG: 1.000 (7, 1)										0	0	0	0	0	0	0											
Mike DeJean, R OBP: 0.550, SLG: 1.500 (7, 1)										0	0	0	0	0	0	0											
44 Jason Isringhausen, R OBP: 0.550, SLG: 1.500 (9, 1)										0	0	0	0	0	0	0											
5 Albert Pujols, R OBP: 0.438, SLG: 0.676 (1, 7)	15 HR		15 2B				G5-3		K	4	2	2	0	0	1	0											
15 Jim Edmonds, L OBP: 0.393, SLG: 0.628 (1, 8)	1-H HR		15 2B				K		K	4	2	2	4	0	2	0											
27 Scott Rolen, R OBP: 0.387, SLG: 0.549 (1, 5)	G5-3		P4				F9		G5-3	4	0	0	0	0	0	1											
Tino Martinez, L OBP: 0.354, SLG: 0.442 (1, 3)		L4-6 1B	E2				G5-4-3 1B		G4-3	3	0	2	0	1	0	0											
Edgar Renteria, R OBP: 0.387, SLG: 0.495 (1, 6)		1B	F8				G5-4-3 1-2		HR	4	1	2	1	0	0	2											
Mike Matheny, R OBP: 0.312, SLG: 0.332 (1, 2)		L4-6					P3		P4	3	0	0	0	1	0	2											
Brett Tomko, R OBP: 0.315, SLG: 0.280 (1, 1)										1	0	0	0	0	0	1											
Jason Simontacchi, R OBP: 0.143, SLG: 0.171 (6, 1)										0	0	0	0	0	0	0											
So Taguchi, R OBP: 0.444, SLG: 0.588 (7, 9)										2	0	1	0	0	0	0											
Inning Stats	R: 2 E: 0 K: 1 S: 13	H: 2 LOB: 0 BB: 0 P: 18	R: 0 E: 0 K: 0 S: 6	H: 1 LOB: 1 BB: 1 P: 12	R: 3 E: 1 K: 0 S: 17	H: 4 LOB: 0 BB: 0 P: 26	R: 0 E: 0 K: 0 S: 7	H: 0 LOB: 1 BB: 1 P: 13	R: 0 E: 0 K: 1 S: 10	H: 1 LOB: 0 BB: 0 P: 16	R: 0 E: 0 K: 0 S: 6	H: 0 LOB: 0 BB: 0 P: 10	R: 0 E: 0 K: 2 S: 7	H: 0 LOB: 0 BB: 0 P: 13	R: 1 E: 0 K: 0 S: 12	H: 2 LOB: 1 BB: 0 P: 17	1B: 6 2B: 3 3B: 0 HR: 2	SF: 0 SAC: 1 DP: 2 HBP: 0	WP: 0 PB: 0 SB: 1 CS: 0	PA: 37							
PITCHER	IP	WLS	BF	H	R	ER	SO	BB	IBB	HBP	BLK	WP	HR	S	P	ERA	WHIP										
39 Aaron Harang, R ERA: 4.92	6.0	L	26	8	5	4	2	2	0	0	0	0	1	59	92	6.00	1.667										
Phil Norton, L ERA: 9.64	1.0		3	0	0	0	0	0	0	0	0	0	0	6	10	0.00	0.000										
65 Scott Randall, R ERA:	1.0		3	0	0	0	2	0	0	0	0	0	0	7	13	0.00	0.000										
Brian Reith, R ERA: 4.81	1.0		5	2	1	1	0	0	0	0	0	0	1	12	17	9.00	2.000										

St. Louis Cardinals @ Cincinnati Reds
Great American Ball Park, Cincinnati, OH
Sat Aug 30 2003, 7:10 PM EDT
Att: 39,380 - Overcast - 72 F

AB 34
R 6
H 10
RBI 5
BB 2
SO 4
LOB 10



Batter	1	2	3	4	5	6	7	8	9	AB	R	H	RBI	BB	SO	LOB	BOTTOM										
6 Ryan Freel, R OBP: 0.367, SLG: 0.425 (1, 8)	L6		F8 1B			G5-3			F9	5	1	2	0	0	0	2											
Juan Castro, R OBP: 0.283, SLG: 0.399 (1, 6)	F8-6-3 BB		F8			G6-3			1B L1-3	4	0	1	0	1	1	2											
D'Angelo Jimenez, S OBP: 0.353, SLG: 0.419 (1, 4)	F8-6-3								L1-3	5	0	2	1	0	0	3											
Sean Casey, L OBP: 0.347, SLG: 0.402 (1, 3)		2B 37 1B	L8						F8	4	1	2	0	1	0	2											
Russell Branyan, L OBP: 0.353, SLG: 0.506 (1, 5)		37 1B	F8						L9	4	1	1	0	0	1	5											
37 Stephen Smithman, R OBP: 0.368, SLG: 0.588 (1, 7)									L9	4	0	1	1	0	1	2											
Dernell Stenson, L OBP: 0.395, SLG: 0.514 (1, 9)		FC5-4							2B 1B	3	0	2	1	1	0	1											
Kelly Stinnett, R OBP: 0.294, SLG: 0.352 (1, 2)									F8	4	0	0	0	0	3	4											
39 Aaron Harang, R ERA: 4.85 (1, 1)										2	0	0	0	0	1	2											
Tim Lincecum, R OBP: 0.077, SLG: 0.077 (6, PH)										1	0	1	0	0	0	0											
Phil Norton, R OBP: 0.417, SLG: 0.545 (7, 1)										0	0	0	0	0	0	0											
65 Scott Randall, R ERA: 4.25 (8, 1)										0	0	0	0	0	0	0											
Ray Gimenez, S OBP: 0.307, SLG: 0.297 (8, PH)										1	0	0	0	0	0	1											
Brian Reith, R (9, 1)										0	0	0	0	0	0	0											
Inning Stats	R: 0 E: 0 K: 0 S: 7	H: 0 LOB: 0 BB: 1 P: 14	R: 2 E: 0 K: 2 S: 13	H: 2 LOB: 1 BB: 1 P: 22	R: 1 E: 0 K: 0 S: 7	H: 2 LOB: 1 BB: 0 P: 13	R: 0 E: 0 K: 2 S: 9	H: 1 LOB: 1 BB: 0 P: 15	R: 0 E: 0 K: 0 S: 8	H: 2 LOB: 2 BB: 0 P: 11	R: 0 E: 0 K: 1 S: 14	H: 2 LOB: 0 BB: 0 P: 21	R: 0 E: 0 K: 1 S: 7	H: 0 LOB: 0 BB: 1 P: 12	R: 0 E: 0 K: 1 S: 13	H: 1 LOB: 1 BB: 0 P: 20	1B: 9 2B: 4 3B: 0 HR: 0	SF: 0 SAC: 0 DP: 2 HBP: 0	WP: 0 PB: 0 SB: 0 CS: 0	PA: 40							
PITCHER	IP	WLS	BF	H	R	ER	SO	BB	IBB	HBP	BLK	WP	HR	S	P	ERA	WHIP										
Brett Tomko, R ERA: 5.84	0.1	H	1	0	0	0	0	0	0	0	0	0	0	2	2	0.00	0.000										
Steve Kline, L ERA: 4.25	0.2	H	4	2	0	0	1	0	0	0	0	0	0	9	15	0.00	3.000										
Mike DeJean, R ERA: 4.86	1.1	H	4	0	0	0	1	1	0	0	0	0	0	12	18	0.00	0.750										
44 Jason Isringhausen, R ERA: 2.2	1.0	S	4	1	0	0	1	0	0	0	0	0	0	13	20	0.00	1.000										

St. Louis Cardinals @ Cincinnati Reds
Great American Ball Park, Cincinnati, OH
Sat Aug 30 2003, 7:10 PM EDT
Att: 39,380 - Overcast - 72 F

AB 37
R 3
H 12
RBI 3
BB 3
SO 7
LOB 24



Batter	1	2	3	4	5	6	7	8	9	AB	R	H	RBI	BB	SO	LOB	TOP									
6 Ryan Freel, R OBP: 0.343, SLG: 0.427	G4-3		HR	G4-3		G3			FC1-6	5	1	1	1	0	0	2	Cincinnati Reds @ Milwaukee Brewers Miller Park, Milwaukee, WI Mon Sep 01 2003, 1:05 PM CDT Att: 19,588 - Overcast - 68 F									
Juan Castro, R OBP: 0.281, SLG: 0.399	P6		2B	G6-3			G5-3	FC6-4	5	1	1	0	0	0	2											
Sean Casey, L OBP: 0.349, SLG: 0.402										2	0	1	0	1	0											
Ray Olmedo, S OBP: 0.298, SLG: 0.294			G4-3				K			1	0	0	0	0	1											
Russell Branyan, L OBP: 0.336, SLG: 0.484	L8		1B				G6-3			4	1	1	1	0	1											
37 Stephen Smitherman, R OBP: 0.259, SLG: 0.400		G6-3	P3			F8		E5		4	0	0	0	0	2											
Tim Hummel, R OBP: 0.350, SLG: 0.579										4	1	2	2	0	2											
Chris Reitsma, R OBP: 0.125, SLG: 0.125		HR	1B			FC5-4		F9		0	0	0	0	0	0											
Jason LaRue, R OBP: 0.321, SLG: 0.434				K				G6-4-3		4	0	1	0	0	2											
Wily Mo Peña, R OBP: 0.224, SLG: 0.250										3	1	2	1	1	1											
Seth Etherton, R OBP: 0.200, SLG: 0.200										2	0	0	0	0	0											
65 Scott Randall, R ERA: 5.22										0	0	0	0	0	0											
Ryan Wagner, R ERA: 3.41				SH3-4						0	0	0	0	0	0											
D'Angelo Jimenez, S OBP: 0.353, SLG: 0.417										1	0	0	0	0	0											
Inning Stats	R: 0 E: 0 K: 0 S: 12	H: 0 LOB: 1 BB: 1 P: 19	R: 1 E: 0 K: 1 S: 12	H: 2 LOB: 1 BB: 0 P: 20	R: 3 E: 0 K: 1 S: 11	H: 4 LOB: 1 BB: 0 P: 15	R: 0 E: 0 K: 0 S: 9	H: 1 LOB: 1 BB: 0 P: 15	R: 0 E: 0 K: 1 S: 12	H: 1 LOB: 0 BB: 0 P: 19	R: 0 E: 0 K: 0 S: 7	H: 0 LOB: 0 BB: 0 P: 10	R: 0 E: 1 K: 0 S: 6	H: 0 LOB: 0 BB: 0 P: 11	R: 0 E: 0 K: 0 S: 6	H: 0 LOB: 1 BB: 1 P: 13	1B: 4 2B: 2 3B: 0 HR: 3	SF: 0 SAC: 1 DP: 1 HBP: 0	WP: 0 PB: 0 SB: 0 CS: 0	PA: 38						
PITCHER	IP	WLS	BF	H	R	ER	SO	BB	IBB	HBP	BLK	WP	HR	S	P	ERA	WHIP									
Wayne Franklin, L	(1, 1)	5.0	L	24	8	4	4	3	1	0	0	0	0	2	53	82	7.20	1.800								
Dave Burba, R	(6, 1)	2.0		7	1	1	1	2	0	0	0	0	0	1	19	29	4.50	0.500								
Valerio De Los Santos, L	(8, 1)	2.0		7	0	0	0	0	1	0	0	0	0	0	12	24	0.00	0.500								



Batter	1	2	3	4	5	6	7	8	9	AB	R	H	RBI	BB	SO	LOB	BOTTOM									
Scott Podsednik, L OBP: 0.383, SLG: 0.430	B5-3								E	4	2	1	0	1	1	2	Cincinnati Reds @ Milwaukee Brewers Miller Park, Milwaukee, WI Mon Sep 01 2003, 1:05 PM CDT Att: 19,588 - Overcast - 68 F									
Keith Ginter, R OBP: 0.355, SLG: 0.418	F8								G6-3	3	0	0	0	2	0											
Brady Clark, R OBP: 0.353, SLG: 0.424										4	0	2	1	1	0											
Richie Sexson, R OBP: 0.373, SLG: 0.522	G4-3									5	0	1	1	0	0											
John Vander Wal, L OBP: 0.356, SLG: 0.475										3	1	1	0	1	0											
Wes Helms, R OBP: 0.323, SLG: 0.447										2	0	1	0	2	0											
Keith Osik, R OBP: 0.328, SLG: 0.318										3	0	1	0	0	0											
Brooks Kieschnick, L OBP: 0.377, SLG: 0.607										1	0	0	0	0	0											
Eddie Pérez, R OBP: 0.301, SLG: 0.406										0	0	0	0	0	0											
Royce Clayton, R OBP: 0.296, SLG: 0.333										4	0	1	0	0	2											
Wayne Franklin, L ERA: 4.84										1	0	0	0	0	0											
Mark Smith, R ERA: 2.25										0	0	0	1	0	0											
Dave Burba, R	(6, PH)									0	0	0	0	0	0											
2 Bill Hall, R OBP: 0.328, SLG: 0.500	(7, PH)									1	0	0	0	0	1											
Valerio De Los Santos, L	(8, 1)									0	0	0	0	0	0											
Jason Conti, L OBP: 0.307, SLG: 0.615	(9, PH)									1	1	1	0	0	0											
Inning Stats	R: 0 E: 0 K: 0 S: 9	H: 0 LOB: 0 BB: 1 P: 19	R: 0 E: 0 K: 0 S: 13	H: 0 LOB: 0 BB: 0 P: 18	R: 0 E: 0 K: 2 S: 7	H: 0 LOB: 0 BB: 0 P: 11	R: 0 E: 0 K: 0 S: 4	H: 0 LOB: 0 BB: 1 P: 11	R: 0 E: 0 K: 0 S: 17	H: 2 LOB: 2 BB: 1 P: 26	R: 0 E: 0 K: 0 S: 7	H: 1 LOB: 1 BB: 0 P: 13	R: 0 E: 0 K: 0 S: 11	H: 2 LOB: 1 BB: 0 P: 18	R: 1 E: 1 K: 0 S: 12	H: 2 LOB: 3 BB: 3 P: 30	R: 2 E: 1 K: 1 S: 18	H: 2 LOB: 1 BB: 1 P: 31	1B: 7 2B: 2 3B: 0 HR: 0	SF: 1 SAC: 0 DP: 3 HBP: 0	WP: 0 PB: 0 SB: 0 CS: 0	PA: 40				
PITCHER	IP	WLS	BF	H	R	ER	SO	BB	IBB	HBP	BLK	WP	HR	S	P	ERA	WHIP									
Seth Etherton, R	(1, 1)	6.0	W	23	3	1	1	2	3	0	0	0	0	0	15	27	9.00	4.000								
65 Scott Randall, R	(7, 1)	1.0		6	3	1	1	0	1	0	0	0	0	0	5	16	0.00	4.500								
Ryan Wagner, R	(8, 1)	0.2	H	4	1	0	0	0	2	0	0	0	0	0	21	36	6.75	2.250								
Chris Reitsma, R	(8, 1)	1.1	S	7	2	2	1	1	1	0	0	0	0	0	0	0	0	0								



Batter	1	2	3	4	5	6	7	8	9	AB	R	H	RBI	BB	SO	LOB	TOP								
6 Ryan Freel, R (1, 8) OBP: 0.347, SLG: 0.429 37 Stephen Smitherman, R (4, 7) OBP: 0.270, SLG: 0.365	1-0 G6-3		3-2 S		1-3 K		0-3 K			3	1	1	0	0	0	1									
Juan Castro, R (1, 6) OBP: 0.281, SLG: 0.394	4-0 G4-6-3 BB			0-0 S 1B		4-2 BB		3-3 K		3	0	0	0	1	0	2									
D'Angelo Jimenez, S (1, 4) OBP: 0.352, SLG: 0.416	2-2 G4-6-3 1-2			1-1 F7		0-2 F9		2-1 G6-3		4	0	1	1	0	1	2									
Russell Branyan, L (1, 3) OBP: 0.333, SLG: 0.474		3-2 G3-1		3-2 L6-4 1B		0-0 L7		2-3 K		4	0	1	0	0	1	1									
Tim Hummel, R (1, 5) OBP: 0.292, SLG: 0.478		1-2 G6-3		0-2 1B		1-3 K			0-0 F8	4	0	0	0	0	0	2									
Dermell Stenson, L (1, 7) OBP: 0.417, SLG: 0.487		2-1 G5-3		0-1 L6-4			1-1 G6-3		0-1 F9	2	1	0	0	2	1	0									
Jason LaRue, R (1, 2) OBP: 0.318, SLG: 0.430			1-1 L7		4-2 BB		4-1 HR BB		3-3 K	3	0	0	0	0	0	2									
Wily Mo Peña, R (1, 9) OBP: 0.239, SLG: 0.293			3-2 HBP		0-0 F7		0-1 F8			2	1	1	2	0	1	1									
Paul Wilson, R (1, 1) OBP: 0.145, SLG: 0.135 Danny Graves, R (6, 1) OBP: 0.111, SLG: 0.111			1-3 K		3-3 K		0-2 HR			2	0	0	0	0	2	2									
										1	0	0	0	0	1	0									
Inning Stats	R: 0 E: 0 K: 0 S: 4	H: 0 LOB: 0 BB: 1 P: 11	R: 0 E: 0 K: 0 S: 8	H: 0 LOB: 0 BB: 0 P: 14	R: 0 E: 1 K: 1 S: 10	H: 0 LOB: 1 BB: 0 P: 18	R: 1 E: 0 K: 0 S: 12	H: 3 LOB: 1 BB: 1 P: 16	R: 0 E: 0 K: 1 S: 10	H: 0 LOB: 1 BB: 1 P: 18	R: 0 E: 0 K: 1 S: 9	H: 0 LOB: 1 BB: 1 P: 14	R: 2 E: 0 K: 1 S: 12	H: 1 LOB: 0 BB: 1 P: 17	R: 0 E: 0 K: 2 S: 8	H: 0 LOB: 0 BB: 0 P: 15	R: 0 E: 0 K: 1 S: 8	H: 0 LOB: 0 BB: 0 P: 11	1B: 3 2B: 1 3B: 0 HR: 1	SF: 0 SAC: 0 DP: 2 HBP: 1	WP: 0 PB: 0 SB: 2 CS: 0	PA: 34			
PITCHER	IP	WLS	BF	H	R	ER	SO	BB	IBB	HBP	BLK	WP	HR	S	P	ERA	WHIP								
Wes Obermueller, R (1, 1) ERA: 4.57	7.0		28	4	3	3	5	4	0	1	0	0	1	65	108	3.86	1.143								
Luis Vizcaino, R (8, 1) ERA: 6.79	1.0	W	3	0	0	0	2	0	0	0	0	0	0	8	15	0.00	0.000								
Dan Kolb, R (9, 1) ERA: 1.91	1.0	S	3	0	0	0	1	0	0	0	0	0	0	8	11	0.00	0.000								

Cincinnati Reds @ Milwaukee Brewers
Miller Park, Milwaukee, WI
Tue Sep 02 2003, 7:05 PM CDT
Att: 8,703 - Sunny - 74 F

AB 29
R 3
H 4
RBI 3
BB 4
SO 8
LOB 13

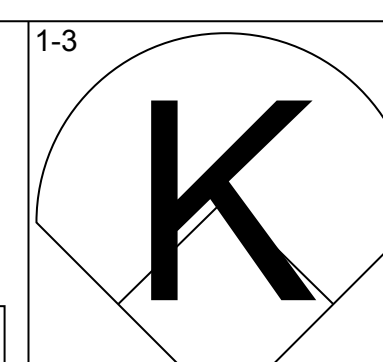
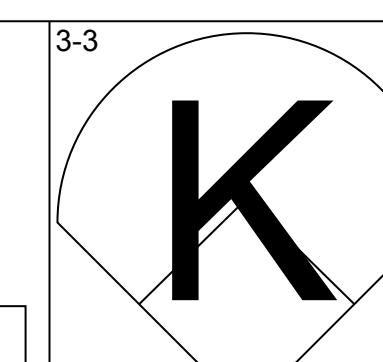
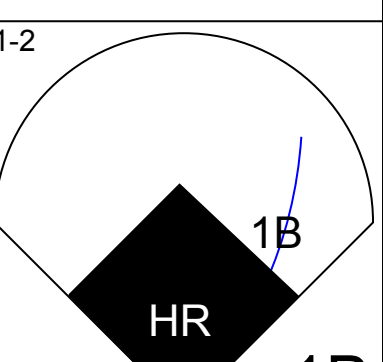
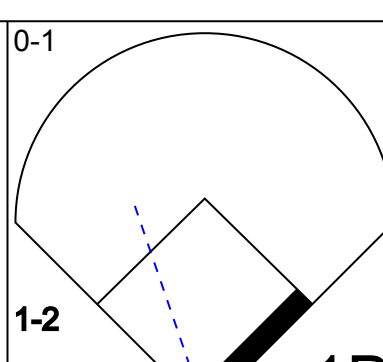
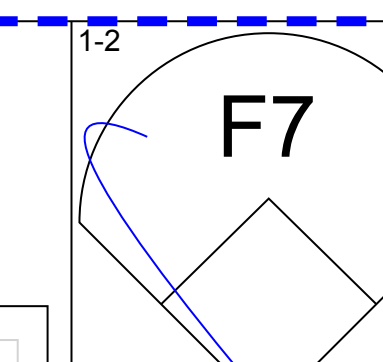
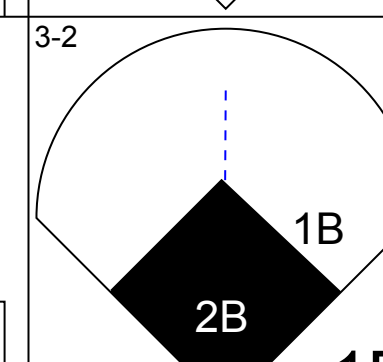
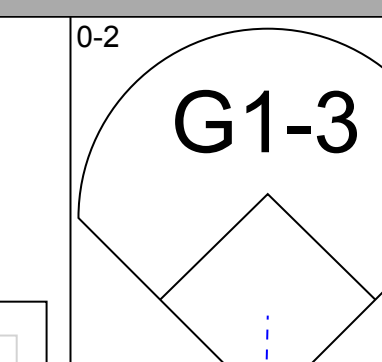
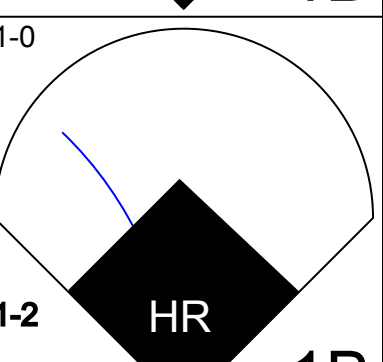
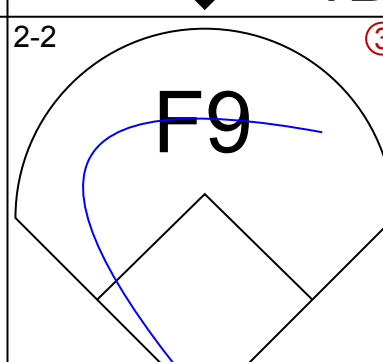
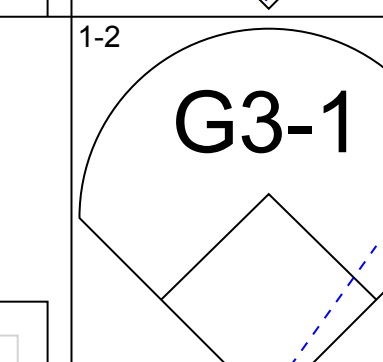
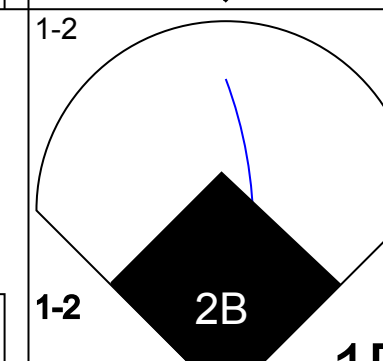
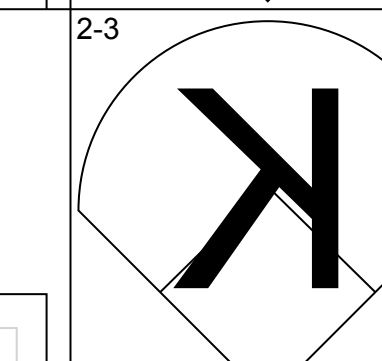
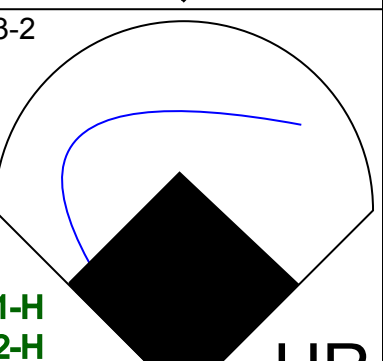
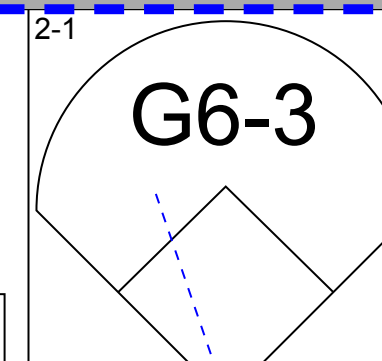
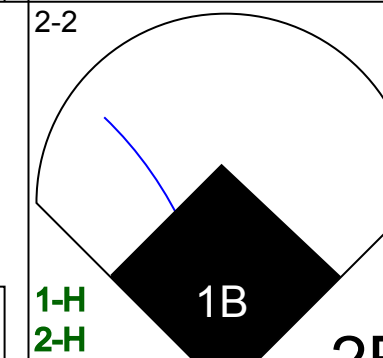
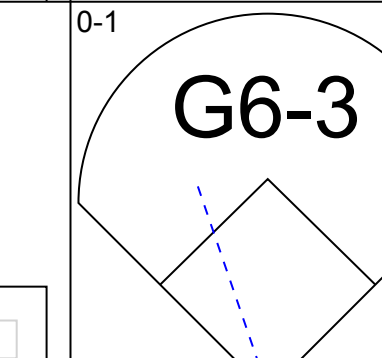
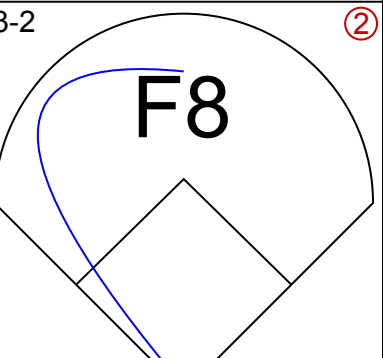
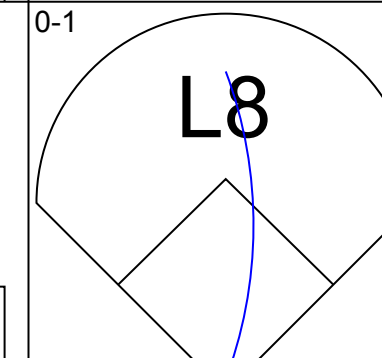
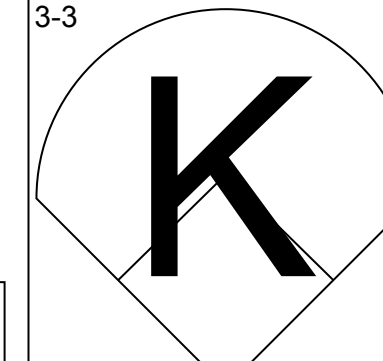
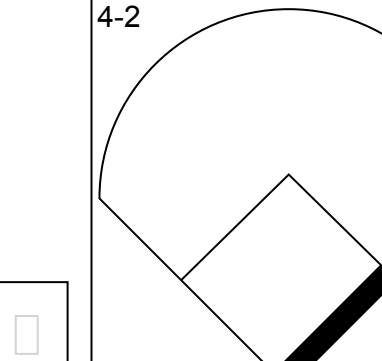
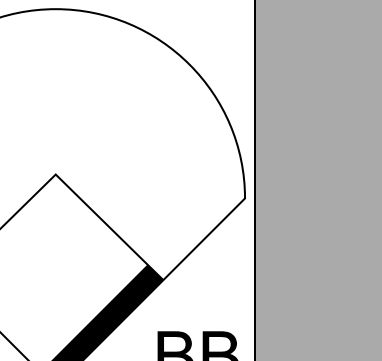
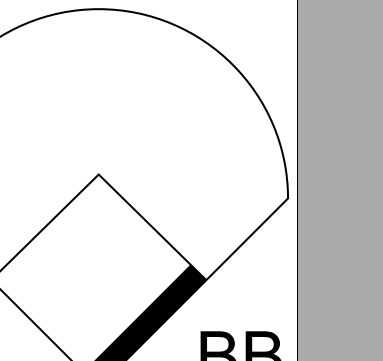
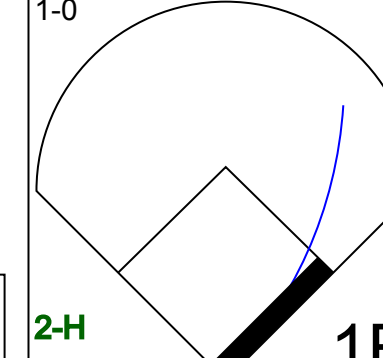
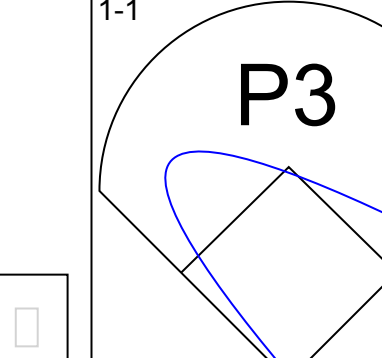
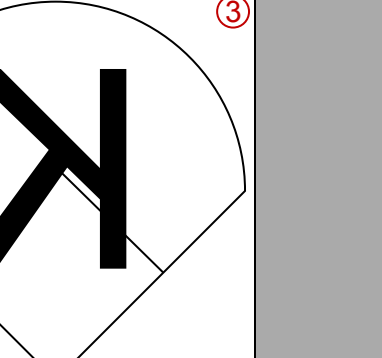
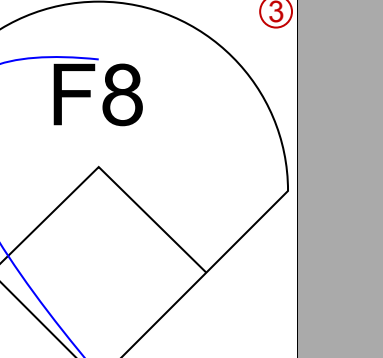
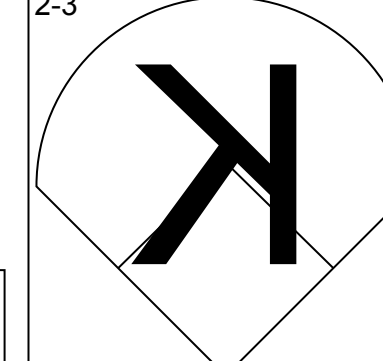
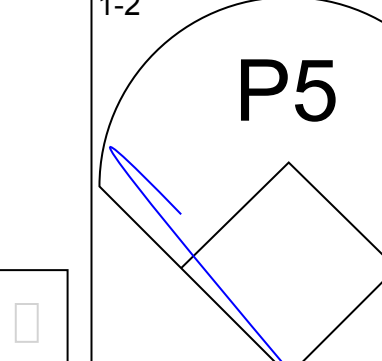
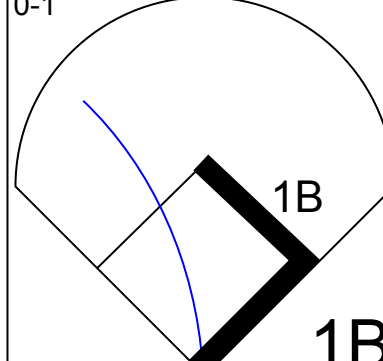
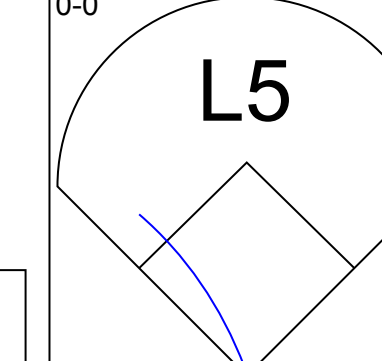
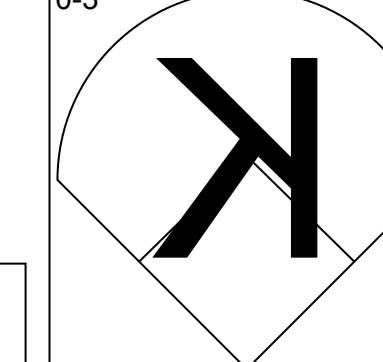
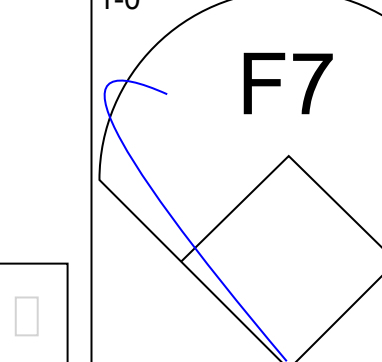
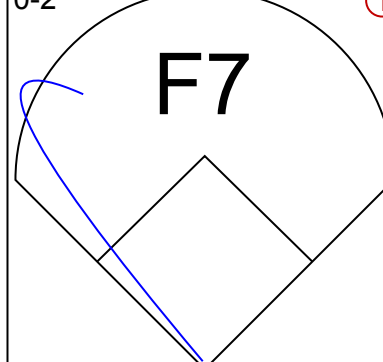
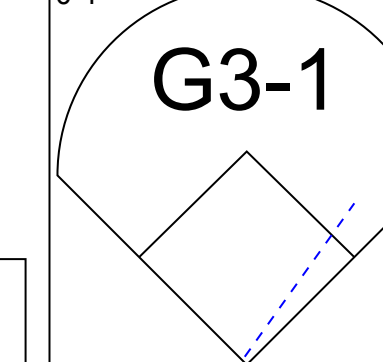
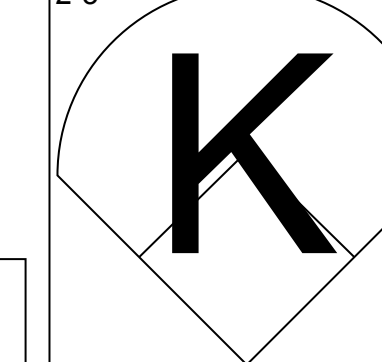
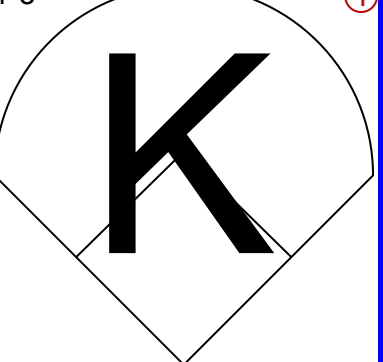
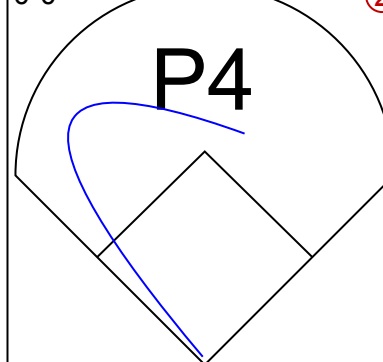
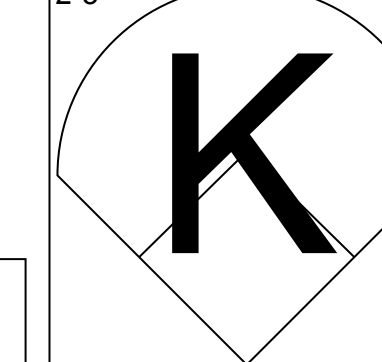


Batter	1	2	3	4	5	6	7	8	9	AB	R	H	RBI	BB	SO	LOB	BOTTOM								
Scott Podsednik, L (1, 8) OBP: 0.384, SLG: 0.430	2-1 HR			1-1 F9		0-0 B1-3				4	1	2	0	0	0	0									
Keith Ginter, R (1, 4) OBP: 0.357, SLG: 0.428	1-0 HR		1-3 K	4-2 BB			1-2 F8			3	1	1	2	1	1	1									
Brady Clark, R (1, 7) OBP: 0.347, SLG: 0.417	0-1 F7		2-2 L6-4	2-3 K			0-2 G4-3			4	0	0	0	0	1	2									
Richie Sexson, R (1, 3) OBP: 0.372, SLG: 0.519	4-2 G5-3 BB		2-1 G4-3		0-0 G5-3		3-1 G6-3			3	1	0	0	1	0	0									
John Vander Wal, L (1, 9) OBP: 0.355, SLG: 0.473 Jason Conti, L (2, 9) OBP: 0.294, SLG: 0.500	0-2 G5-3		1-3 K		1-3 K2-3			1-1 L7		1	0	0	0	0	0	1									
Wes Helms, R (1, 5) OBP: 0.329, SLG: 0.451	4-2 1B BB		1-0 1B		3-1 1B			2-1 2B 1B		3	1	3	0	1	0	0									
Eddie Pérez, R (1, 2) OBP: 0.307, SLG: 0.414	1-2 1B		3-2 1B		1-2 F7			1-0 G4-3 1H 2B		4	0	3	2	0	0	1									
Royce Clayton, R (1, 6) OBP: 0.295, SLG: 0.330	4-0 1B IBB		0-3 K			1-2 G4-3		1-2 G4-3		3	0	0	0	1	1	3									
Wes Obermueller, R (1, 1) OBP: 0.133, SLG: 0.133 Luis Vizcaino, R (8, 1) OBP: 0.294, SLG: 0.500 Mark Smith, R (6, PH) OBP: 0.320, SLG: 0.783 Dan Kolb, R (9, 1)	0-1 G5-3			1-1 G4-3			2-3 K		1-3 K	3	0	0	0	0	1	3									
										0	0	0	0	0	0	0									
Inning Stats	R: 3 E: 0 K: 0 S: 20	H: 3 LOB: 3 BB: 3 P: 36	R: 0 E: 0 K: 1 S: 11	H: 1 LOB: 0 BB: 0 P: 16	R: 0 E: 0 K: 2 S: 13	H: 2 LOB: 2 BB: 0 P: 20	R: 0 E: 0 K: 1 S: 9	H: 0 LOB: 1 BB: 1 P: 17	R: 0 E: 0 K: 1 S: 9	H: 1 LOB: 1 BB: 0 P: 14	R: 0 E: 0 K: 1 S: 10	H: 0 LOB: 0 BB: 0 P: 13	R: 0 E: 0 K: 0 S: 9	H: 0 LOB: 0 BB: 0 P: 13	R: 1 E: 0 K: 1 S: 11	H: 2 LOB: 1 BB: 0 P: 17	R: 0 E: 0 K: 1 S: 8	H: 0 LOB: 0 BB: 0 P: 11	1B: 7 2B: 2 3B: 0 HR: 1	SF: 0 SAC: 0 DP: 1 HBP: 0	WP: 0 PB: 0 SB: 1 CS: 0	PA: 36			
PITCHER	IP	WLS	BF	H	R	ER	SO	BB	IBB	HBP	BLK	WP	HR	S	P	ERA	WHIP								
Paul Wilson, R (1, 1) ERA: 4.64	5.0		25	7	3	3	5	3	1	0	0	0	0	62	103	5.40	2.000								
Danny Graves, R (6, 1) ERA: 5.33	3.0	L	11	2	1	1	2	0	0	0	0	0	0	30	43	3.00	0.667								

Cincinnati Reds @ Milwaukee Brewers
Miller Park, Milwaukee, WI
Tue Sep 02 2003, 7:05 PM CDT
Att: 8,703 - Sunny - 74 F

AB 32
R 4
H 9
RBI 4
BB 4
SO 7
LOB 12

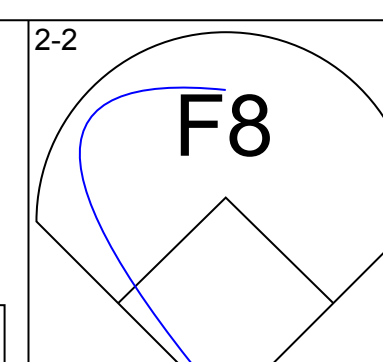
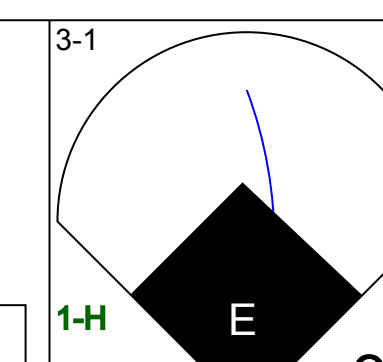
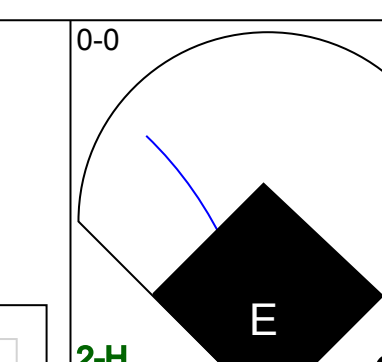
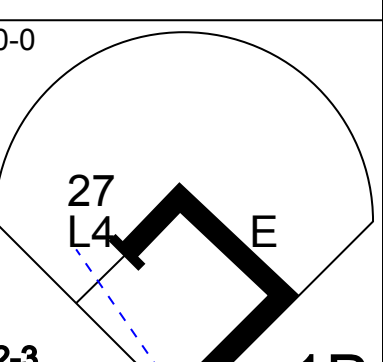
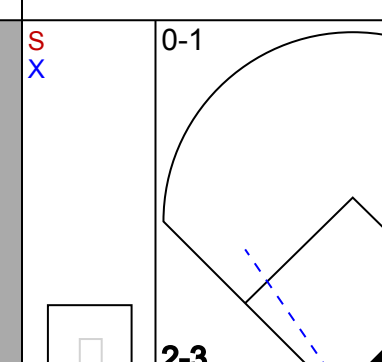
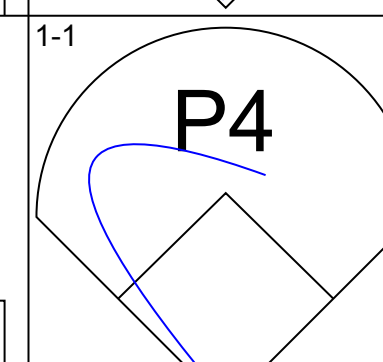
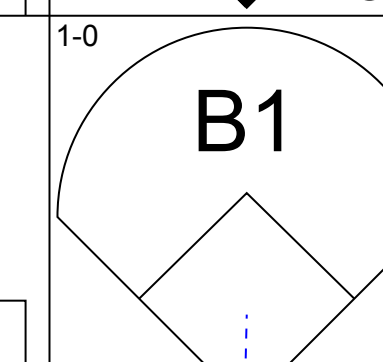
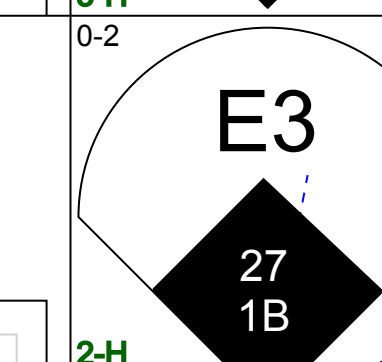
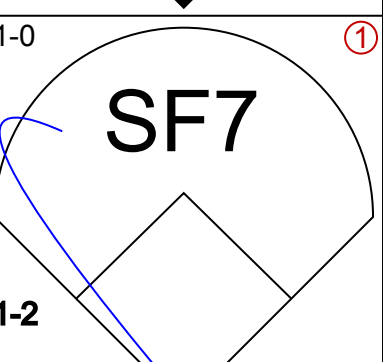
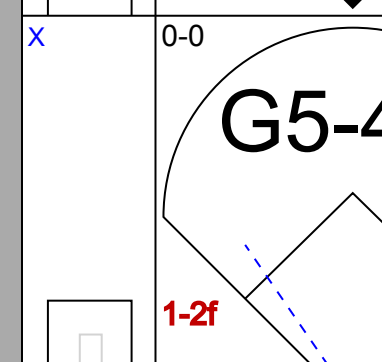
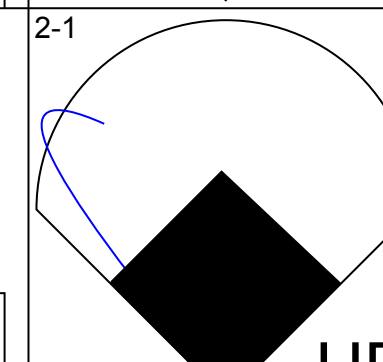
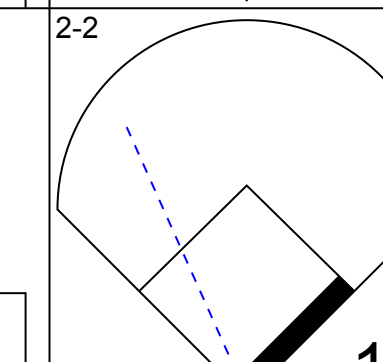
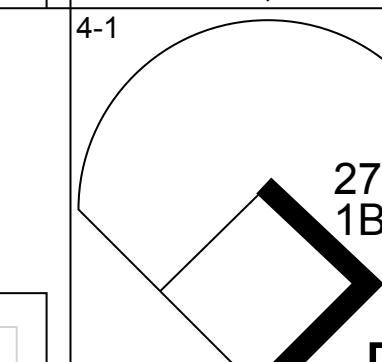
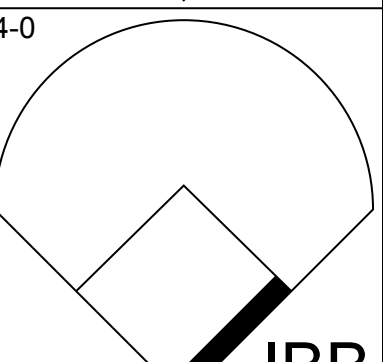
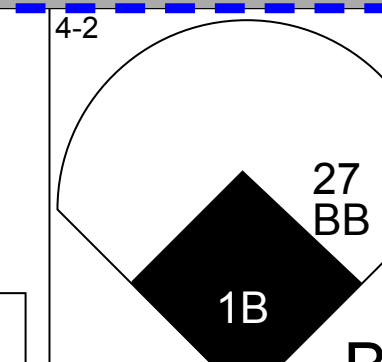
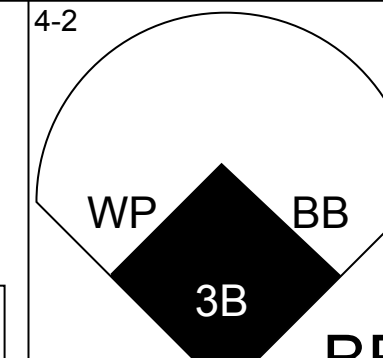
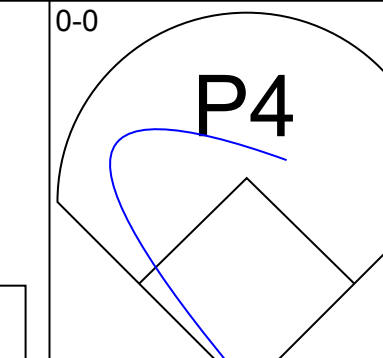
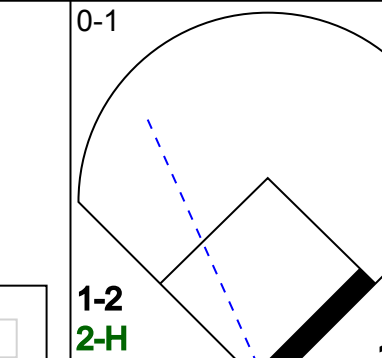
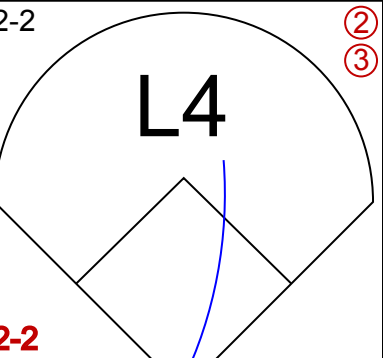
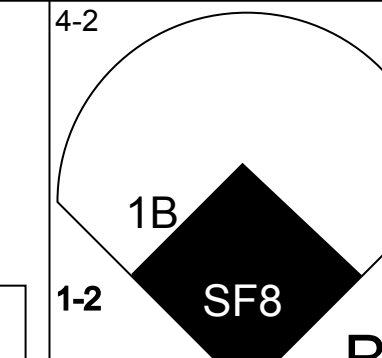
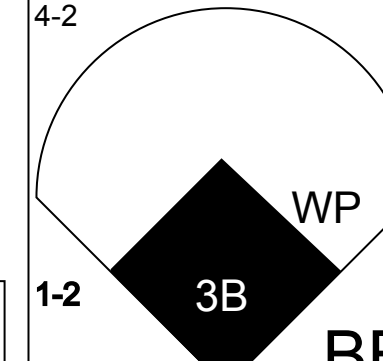
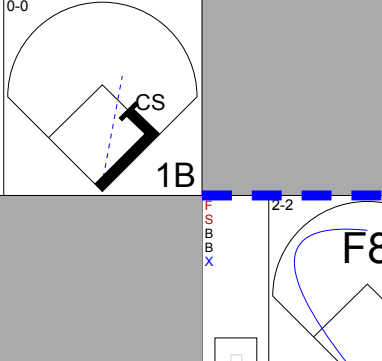
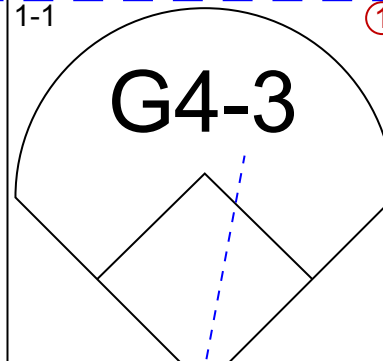
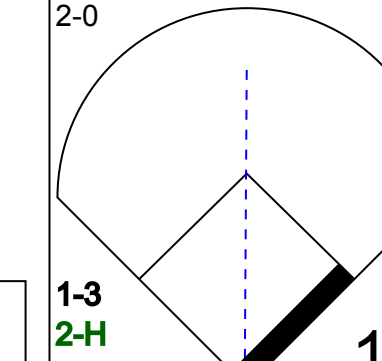
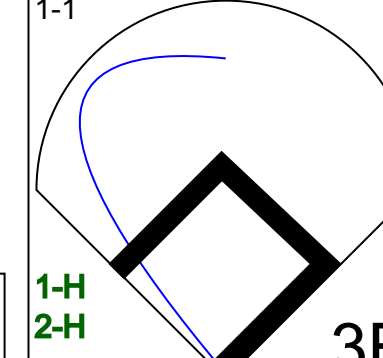
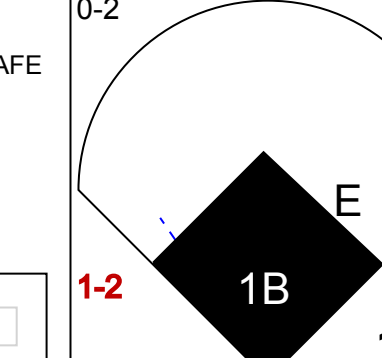
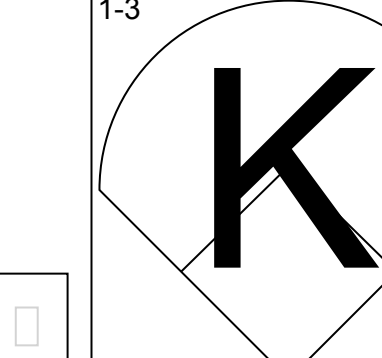

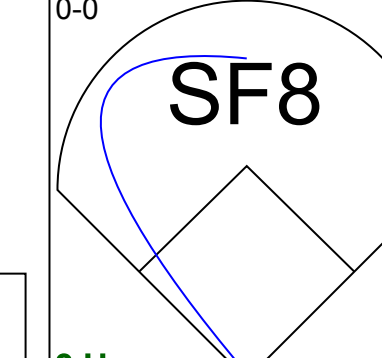
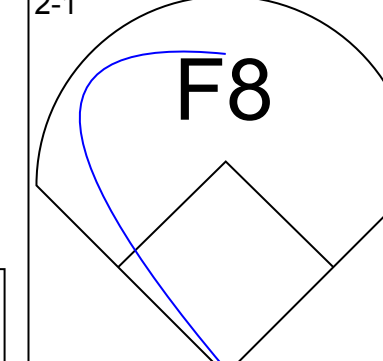
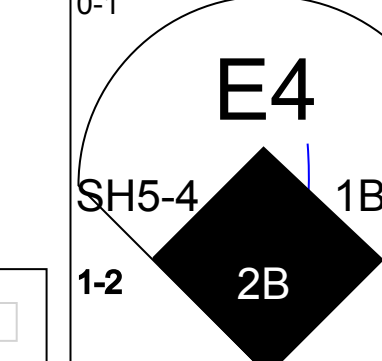
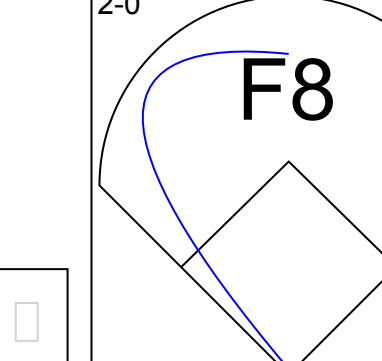
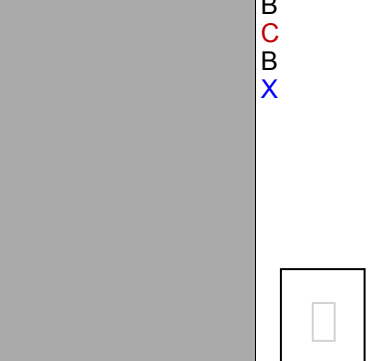
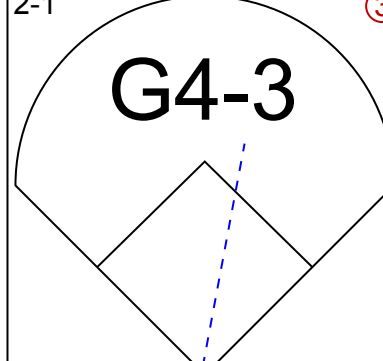
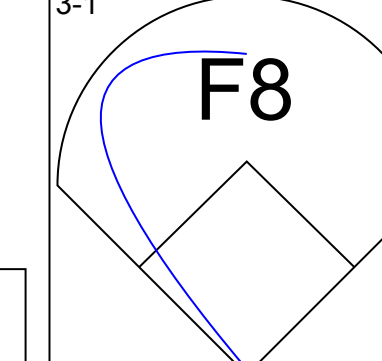
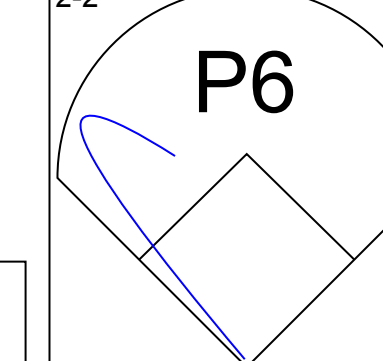
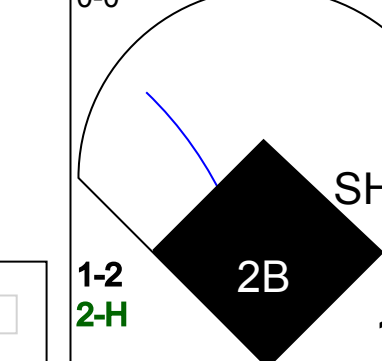
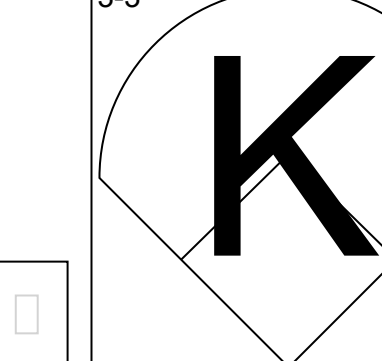
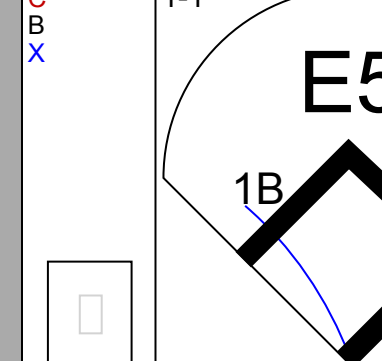
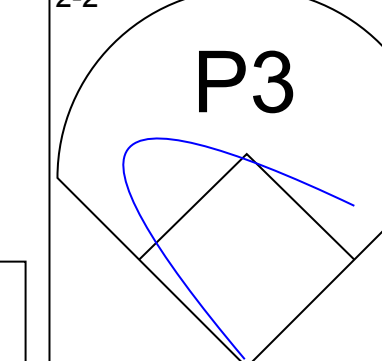

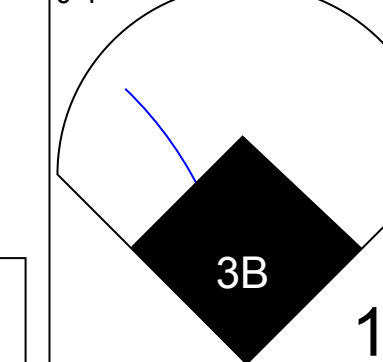
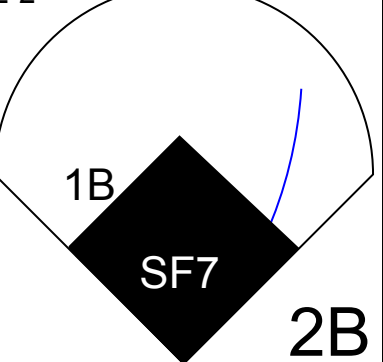
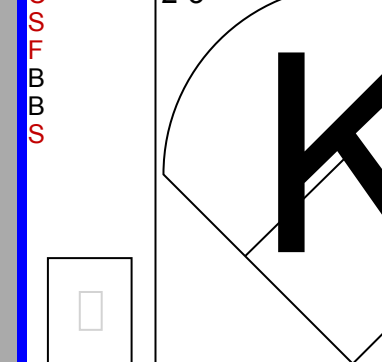


Batter	1	2	3	4	5	6	7	8	9	AB	R	H	RBI	BB	SO	LOB	TOP			
Eric Valent, L (1, 9) OBP: 0.357, SLG: 0.308										5	1	2	0	0	2	0				
Juan Castro, R (1, 6) OBP: 0.288, SLG: 0.393 65 Scott Randall, R (6, 1) Josh Hall, R (8, 1) Ray Olmedo, S (9, PH) OBP: 0.292, SLG: 0.288										4	2	2	0	0	0	2				
D'Angelo Jimenez, S (1, 4) OBP: 0.354, SLG: 0.426										5	2	3	3	0	1	0				
Sean Casey, L (1, 3) OBP: 0.345, SLG: 0.399										5	1	1	2	0	0	1				
Russell Branyan, L (1, 5) OBP: 0.344, SLG: 0.477										1	0	0	0	3	1	1				
Jason LaRue, R (1, 2) OBP: 0.321, SLG: 0.431 Dane Sardinha, R (5, PH) (5, 2)										2	0	1	1	0	0	1				
Dernell Stenson, L (1, 7) OBP: 0.407, SLG: 0.489										4	0	1	0	0	1	2				
Wily Mo Peña, R (1, 8) OBP: 0.255, SLG: 0.309										4	0	0	0	0	1	2				
Dan Serafini, S (1, 1) Brian Reith, R (3, 1) Tim Hummel, R (6, PH) (6, 6)										1	0	0	0	0	0	0				
										1	0	0	0	0	1	0				
										2	0	0	0	0	1	1				
Inning Stats	R: 3 E: 0 K: 3 S: 23	H: 4 LOB: 1 BB: 0 P: 36	R: 0 E: 0 K: 2 S: 8	H: 0 LOB: 0 BB: 0 P: 11	R: 0 E: 0 K: 1 S: 8	H: 0 LOB: 0 BB: 0 P: 10	R: 0 E: 0 K: 0 S: 8	H: 0 LOB: 1 BB: 1 P: 15	R: 3 E: 0 K: 2 S: 20	H: 3 LOB: 1 BB: 1 P: 33	R: 0 E: 0 K: 0 S: 12	H: 2 LOB: 2 BB: 0 P: 14	R: 0 E: 0 K: 1 S: 5	H: 0 LOB: 0 BB: 0 P: 7	R: 0 E: 0 K: 0 S: 12	H: 1 LOB: 1 BB: 0 P: 19	1B: 8 2B: 1 3B: 0 HR: 1	SF: 0 SAC: 0 DP: 0 HBP: 0	WP: 0 PB: 0 SB: 0 CS: 0	PA: 40
PITCHER	IP WLS BF H R ER SO BB IBB HBP BLK WP HR S P ERA WHIP	IP WLS BF H R ER SO BB IBB HBP BLK WP HR S P ERA WHIP	IP WLS BF H R ER SO BB IBB HBP BLK WP HR S P ERA WHIP	IP WLS BF H R ER SO BB IBB HBP BLK WP HR S P ERA WHIP	IP WLS BF H R ER SO BB IBB HBP BLK WP HR S P ERA WHIP	IP WLS BF H R ER SO BB IBB HBP BLK WP HR S P ERA WHIP	IP WLS BF H R ER SO BB IBB HBP BLK WP HR S P ERA WHIP	IP WLS BF H R ER SO BB IBB HBP BLK WP HR S P ERA WHIP	IP WLS BF H R ER SO BB IBB HBP BLK WP HR S P ERA WHIP	IP WLS BF H R ER SO BB IBB HBP BLK WP HR S P ERA WHIP	IP WLS BF H R ER SO BB IBB HBP BLK WP HR S P ERA WHIP	IP WLS BF H R ER SO BB IBB HBP BLK WP HR S P ERA WHIP	IP WLS BF H R ER SO BB IBB HBP BLK WP HR S P ERA WHIP	IP WLS BF H R ER SO BB IBB HBP BLK WP HR S P ERA WHIP	IP WLS BF H R ER SO BB IBB HBP BLK WP HR S P ERA WHIP	IP WLS BF H R ER SO BB IBB HBP BLK WP HR S P ERA WHIP	IP WLS BF H R ER SO BB IBB HBP BLK WP HR S P ERA WHIP	IP WLS BF H R ER SO BB IBB HBP BLK WP HR S P ERA WHIP	IP WLS BF H R ER SO BB IBB HBP BLK WP HR S P ERA WHIP	IP WLS BF H R ER SO BB IBB HBP BLK WP HR S P ERA WHIP

Cincinnati Reds @ St. Louis Cardinals
 Busch Stadium, St. Louis, MO
 Sat Sep 06 2003, 3:10 PM CDT
 Att: 39,718 - Sunny - 85 F

AB 37
 R 6
 H 10
 RBI 6
 BB 3
 SO 9
 LOB 12



Batter	1	2	3	4	5	6	7	8	9	AB	R	H	RBI	BB	SO	LOB	BOTTOM			
Bo Hart, R (1, 4) OBP: 0.330, SLG: 0.411										5	2	4	3	0	0	0				
Miguel Cairo, R (1, 7) OBP: 0.293, SLG: 0.383										4	1	1	2	0	0	2				
5 Albert Pujols, R (1, 3) OBP: 0.441, SLG: 0.681										2	2	2	1	3	0	0				
27 Scott Rolen, R (1, 5) OBP: 0.380, SLG: 0.533										3	2	1	1	2	0	3				
Edgar Renteria, R (1, 6) OBP: 0.385, SLG: 0.478										4	1	2	1	1	0	2				
Eli Marrero, R (1, 9) OBP: 0.286, SLG: 0.398										4	1	2	3	0	2	0				
Mike Matheny, R (1, 2) OBP: 0.312, SLG: 0.329 Joe Girardi, R (9, 2) OBP: 0.150, SLG: 0.056										5	1	0	0	0	0	3				
So Taguchi, R (1, 8) OBP: 0.324, SLG: 0.455										5	1	1	1	0	1	1				
Woody Williams, R (1, 1) OBP: 0.309, SLG: 0.403 Steve Kline, S (7, 1) OBP: 0.500, SLG: 1.000 15 Jim Edmonds, L (7, PH) OBP: 0.394, SLG: 0.631 Mike DeJean, R (8, 1) Garrett Stephenson, R (9, 1) OBP: 0.291, SLG: 0.190										2	2	2	0	0	0	0				
										0	0	0	0	0	0	0				
										1	0	0	0	0	1	1				
										0	0	0	0	0	0	0				
										0	0	0	0	0	0	0				
										0	0	0	0	0	0	0				
Inning Stats	R: 3 E: 0 K: 0 S: 18	H: 2 LOB: 1 BB: 2 P: 34	R: 2 E: 1 K: 0 S: 13	H: 3 LOB: 1 BB: 0 P: 21	R: 5 E: 2 K: 0 S: 19	H: 6 LOB: 2 BB: 1 P: 25	R: 0 E: 0 K: 2 S: 7	H: 0 LOB: 0 BB: 0 P: 13	R: 1 E: 0 K: 0 S: 8	H: 2 LOB: 1 BB: 1 P: 17	R: 0 E: 0 K: 1 S: 8	H: 0 LOB: 0 BB: 0 P: 11	R: 0 E: 1 K: 1 S: 9	H: 1 LOB: 1 BB: 0 P: 12	R: 2 E: 0 K: 0 S: 12	H: 1 LOB: 1 BB: 2 P: 27	1B: 10 2B: 3 3B: 2 HR: 1	SF: 2 SAC: 1 DP: 2 HBP: 0	WP: 1 PB: 0 SB: 0 CS: 1	PA: 44
PITCHER	IP WLS BF H R ER SO BB IBB HBP BLK WP HR S P ERA WHIP	IP WLS BF H R ER SO BB IBB HBP BLK WP HR S P ERA WHIP	IP WLS BF H R ER SO BB IBB HBP BLK WP HR S P ERA WHIP	IP WLS BF H R ER SO BB IBB HBP BLK WP HR S P ERA WHIP	IP WLS BF H R ER SO BB IBB HBP BLK WP HR S P ERA WHIP	IP WLS BF H R ER SO BB IBB HBP BLK WP HR S P ERA WHIP	IP WLS BF H R ER SO BB IBB HBP BLK WP HR S P ERA WHIP	IP WLS BF H R ER SO BB IBB HBP BLK WP HR S P ERA WHIP	IP WLS BF H R ER SO BB IBB HBP BLK WP HR S P ERA WHIP	IP WLS BF H R ER SO BB IBB HBP BLK WP HR S P ERA WHIP	IP WLS BF H R ER SO BB IBB HBP BLK WP HR S P ERA WHIP	IP WLS BF H R ER SO BB IBB HBP BLK WP HR S P ERA WHIP	IP WLS BF H R ER SO BB IBB HBP BLK WP HR S P ERA WHIP	IP WLS BF H R ER SO BB IBB HBP BLK WP HR S P ERA WHIP	IP WLS BF H R ER SO BB IBB HBP BLK WP HR S P ERA WHIP	IP WLS BF H R ER SO BB IBB HBP BLK WP HR S P ERA WHIP	IP WLS BF H R ER SO BB IBB HBP BLK WP HR S P ERA WHIP	IP WLS BF H R ER SO BB IBB HBP BLK WP HR S P ERA WHIP	IP WLS BF H R ER SO BB IBB HBP BLK WP HR S P ERA WHIP	IP WLS BF H R ER SO BB IBB HBP BLK WP HR S P ERA WHIP

Cincinnati Reds @ St. Louis Cardinals
 Busch Stadium, St. Louis, MO
 Sat Sep 06 2003, 3:10 PM CDT
 Att: 39,718 - Sunny - 85 F

AB 35
 R 13
 H 15
 RBI 12
 BB 6
 SO 4
 LOB 12



Batter	1	2	3	4	5	6	7	8	9	AB	R	H	RBI	BB	SO	LOB	TOP		
Eric Valent, L (1, 9) OBP: 0.278, SLG: 0.235	G3		G5-3			F9			P5	4	0	0	0	0	0	0	Cincinnati Reds @ St. Louis Cardinals Busch Stadium, St. Louis, MO Sun Sep 07 2003, 1:10 PM CDT Att: 34,389 - Sunny - 77 F		
Juan Castro, R (1, 6) OBP: 0.292, SLG: 0.398	G6-3			G5-3			1B		G6-3	4	0	2	0	0	0	0			
D'Angelo Jimenez, S (1, 4) OBP: 0.351, SLG: 0.422	K			K			K		G6-3	4	0	0	0	0	3	2			
Russell Branyan, L (1, 3) OBP: 0.333, SLG: 0.459		F8		F7			K		G3-1	4	0	0	0	0	1	2			
Dernell Stenson, L (1, 7) OBP: 0.386, SLG: 0.458		K			G6-3		F7			3	0	0	0	0	1	1			
Tim Lincecum, R (1, 5) OBP: 0.325, SLG: 0.457					G6-3			G5-3		2	0	0	0	1	0	0			
Jason LaRue, R (1, 2) OBP: 0.319, SLG: 0.427					L6			G4-3		3	0	0	0	0	1	1			
Wily Mo Peña, R (1, 8) OBP: 0.257, SLG: 0.309			P2			G6-3				3	0	1	0	0	0	0			
Seth Etherton, R (1, 1) Phil Norton, L (5, 1) 37 Stephen Smitherman, R (6, PH) Matt Belisle, R (6, 1) Ray Olmedo, S (8, PH) Brian Reith, R (8, 1)			K			P3		K2-3		1	0	0	0	0	1	0			
Inning Stats	R: 0 E: 0 K: 1 S: 5	H: 0 LOB: 0 BB: 0 P: 8	R: 0 E: 0 K: 2 S: 9	H: 0 LOB: 1 BB: 1 P: 16	R: 0 E: 0 K: 1 S: 5	H: 0 LOB: 0 BB: 0 P: 6	R: 0 E: 0 K: 0 S: 7	H: 0 LOB: 0 BB: 0 P: 9	R: 0 E: 0 K: 0 S: 7	H: 0 LOB: 0 BB: 0 P: 11	R: 0 E: 0 K: 2 S: 9	H: 1 LOB: 1 BB: 0 P: 17	R: 0 E: 0 K: 1 S: 9	H: 1 LOB: 1 BB: 0 P: 14	R: 0 E: 0 K: 0 S: 6	H: 1 LOB: 1 BB: 0 P: 8	1B: 2 2B: 1 3B: 0 HR: 0	SF: 0 SAC: 0 DP: 0 HBP: 0	WP: 0 PA: 31 PB: 0 SB: 0 CS: 0
PITCHER Matt Morris, R (1, 1) ERA: 3.58	IP: 9.0 WLS: W BF: 31 H: 3 R: 0 ER: 0 SO: 8 BB: 1 IBB: 0 HBP: 0 BLK: 0 WP: 0 HR: 0 S: 64 P: 100 ERA: 0.00 WHIP: 0.444																		

AB	30
R	0
H	3
RBI	0
BB	1
SO	8
LOB	7



Batter	1	2	3	4	5	6	7	8	9	AB	R	H	RBI	BB	SO	LOB	BOTTOM		
Fernando Vina, L (1, 4) OBP: 0.338, SLG: 0.445	BB			1B	G4-3			L7		6	2	4	0	0	0	3	Cincinnati Reds @ St. Louis Cardinals Busch Stadium, St. Louis, MO Sun Sep 07 2003, 1:10 PM CDT Att: 34,389 - Sunny - 77 F		
J.D. Drew, L (1, 8) So Taguchi, R (6, FR) OBP: 0.358, SLG: 0.516 OBP: 0.314, SLG: 0.441	BB	G4-6-3		2B	HBP	FC5	G4-3			3	1	2	1	1	0	1			
5 Albert Pujols, R (1, 7) OBP: 0.442, SLG: 0.679	BB			1B	HBP	L4		E5		3	2	1	0	1	0	1			
27 Scott Rolen, R (1, 5) OBP: 0.378, SLG: 0.529	P2	F7		F8		HBP		K		4	0	0	0	0	1	7			
Tino Martinez, L (1, 3) OBP: 0.355, SLG: 0.432	BB			1B	P4	F7		1B		4	1	2	2	1	0	4			
Edgar Renteria, R (1, 6) OBP: 0.385, SLG: 0.479				K		P6	FC5	BB		5	1	2	3	0	1	3			
Orlando Palmeiro, L (1, 9) OBP: 0.335, SLG: 0.339	P3			K		K		F7		5	1	2	2	0	1	3			
Mike Matheny, R (1, 2) OBP: 0.317, SLG: 0.343				P3		HR		1B		4	1	3	1	1	0	1			
Matt Morris, R (1, 1) OBP: 0.224, SLG: 0.298	F9			G4-3	F9		L9	F9		5	0	0	0	0	0	6			
Inning Stats	R: 3 E: 0 K: 0 S: 15	H: 3 LOB: 3 BB: 3 P: 30	R: 0 E: 0 K: 0 S: 11	H: 2 LOB: 1 BB: 0 P: 18	R: 0 E: 0 K: 2 S: 12	H: 1 LOB: 1 BB: 0 P: 15	R: 1 E: 0 K: 0 S: 14	H: 2 LOB: 2 BB: 0 P: 21	R: 1 E: 0 K: 0 S: 13	H: 2 LOB: 1 BB: 0 P: 21	R: 0 E: 0 K: 0 S: 14	H: 0 LOB: 1 BB: 1 P: 25	R: 1 E: 0 K: 0 S: 13	H: 2 LOB: 1 BB: 0 P: 21	R: 3 E: 1 K: 1 S: 17	H: 4 LOB: 2 BB: 0 P: 27	1B: 9 2B: 5 3B: 0 HR: 2	SF: 0 SAC: 0 DP: 1 HBP: 2	WP: 0 PA: 46 PB: 0 SB: 0 CS: 0
PITCHER Seth Etherton, R (1, 1) ERA: 5.67 Phil Norton, L (5, 1) ERA: 8.14 Matt Belisle, R (6, 1) ERA: 4.5 Brian Reith, R (8, 1) ERA: 4.88	IP: 4.2 WLS: L BF: 27 H: 10 R: 5 ER: 5 SO: 2 BB: 2 IBB: 1 HBP: 1 BLK: 0 WP: 0 HR: 0 S: 35 P: 100 ERA: 9.64 WHIP: 2.571																		

AB	40
R	9
H	16
RBI	9
BB	4
SO	3
LOB	30



Batter	1	2	3	4	5	6	7	8	9	AB	R	H	RBI	BB	SO	LOB	TOP																			
Tike Redman, L OBP: 0.321, SLG: 0.474 (1, 8)	1-1 F8-4-3 1B	1-0 G3		0-1 G6-3	0-0 F9			2-2 G4-3		5	0	1	0	0	0	5																				
Abraham Nunez, S OBP: 0.312, SLG: 0.317 (7, 6)	1-0 F8-4-3		1-0 2B	3-1 G3-1		2-1 F7		2-1 18 FC6-4 1B		5	1	2	0	0	0	1																				
18 Jason Kendall, R OBP: 0.404, SLG: 0.415 (1, 2)	2-2 F9		1 SAFE 0-2 F7		2-2 1B 1B	2-2 G6-3		2-2 1B 1-2 FC6-4		5	1	1	0	0	0	2																				
Reggie Sanders, R OBP: 0.343, SLG: 0.570 (1, 9)		3-3 K	1 SAFE 1-0 1B 1B 2B		2-2 1B 1-2 1B	1-0 1B		1-2 P5		5	2	3	1	0	1	0																				
Matt Stairs, L OBP: 0.391, SLG: 0.565 (1, 3)		0-2 HR 1B	0-0 1B		0-1 1-2 1B	1-2 F8		1-0 G5-3		5	1	3	1	0	0	1																				
Craig Wilson, R OBP: 0.382, SLG: 0.519 (1, 7)		2-1 1-H HR	1-1 1-2 1B		1-0 1B HBP		0-1 G4-3		0-1 L5		4	1	2	3	0	0																				
Rob Mackowiak, L OBP: 0.309, SLG: 0.405 (1, 5)		4-1 2B BB	4-1 K		0-0 1-3 3-H 1B		1-2 G1-3			3	0	1	1	1	1	2																				
2 Jack Wilson, R OBP: 0.300, SLG: 0.346 Brian Meadows, R OBP: 0.143, SLG: 0.077 (8, 1)		0-1 1-3 2B	2-3 K		0-0 1-3 3-H 1B		1-2 F8			3	0	1	0	1	1	2																				
16 Salomon Torres, R OBP: 0.235, SLG: 0.292 Michael Gonzalez, L OBP: 0.143, SLG: 0.077 Brian Boehringer, S Joe Beimel, L Mark Corey, R Jeff Reboulet, R OBP: 0.333, SLG: 0.330 (7, 4)		1-3 K	1-3 K		1-3 K		1-2 G4-3			3	0	0	0	0	3	5																				
Inning Stats	R: 0 E: 0 K: 0 S: 8	H: 1 LOB: 0 BB: 0 P: 12	R: 2 E: 0 K: 2 S: 16	H: 3 LOB: 2 BB: 1 P: 27	R: 2 E: 0 K: 2 S: 16	H: 4 LOB: 0 BB: 0 P: 23	R: 0 E: 0 K: 1 S: 7	H: 0 LOB: 0 BB: 0 P: 11	R: 2 E: 0 K: 1 S: 13	H: 4 LOB: 3 BB: 1 P: 22	R: 0 E: 0 K: 0 S: 9	H: 1 LOB: 0 BB: 0 P: 15	R: 0 E: 0 K: 0 S: 8	H: 0 LOB: 0 BB: 0 P: 10	R: 0 E: 0 K: 0 S: 13	H: 1 LOB: 1 BB: 0 P: 20	R: 0 E: 0 K: 0 S: 7	H: 0 LOB: 0 BB: 0 P: 9	1B: 11 2B: 3 3B: 0 HR: 1	SF: 0 SAC: 0 DP: 1 HBP: 1	WP: 0 PB: 0 SB: 0 CS: 0	PA: 42														
PITCHER	IP	WLS	BF	H	R	ER	SO	BB	IBB	HBP	BLK	WP	HR	S	P	ERA	WHIP	PITCHER		IP	WLS	BF	H	R	ER	SO	BB	IBB	HBP	BLK	WP	HR	S	P	ERA	WHIP
Josh Hall, R ERA: 9.0	(1, 1)	4.0		22	10	6	6	5	1	0	0	0	0	1	53	83	13.50	2.750	Chris Reitsma, R ERA: 3.91		(9, 1)	1.0		3	0	0	0	0	0	0	0	0	7	9	0.00	0.000
71 Juan Cerros, R ERA: 16.2	(5, 1)	1.0		6	2	0	0	1	0	1	1	0	0	0	7	12	0.00	2.000																		
Matt Belisle, R ERA: 3.0	(6, 1)	1.0	W	4	1	0	0	0	0	0	0	0	0	0	9	15	0.00	1.000																		
John Riedling, R ERA: 5.12	(7, 1)	1.0	H	3	0	0	0	0	0	0	0	0	0	0	8	10	0.00	0.000																		
Phil Norton, L ERA: 5.4	(8, 1)	1.0		4	1	0	0	0	0	0	0	0	0	0	13	20	0.00	1.000																		

Pittsburgh Pirates @ Cincinnati Reds
Great American Ball Park, Cincinnati, OH
Tue Sep 09 2003, 7:10 PM EDT
Att: 21,241 - Cloudy - 79 F

AB 39
R 6
H 14
RBI 6
BB 2
SO 6
LOB 18

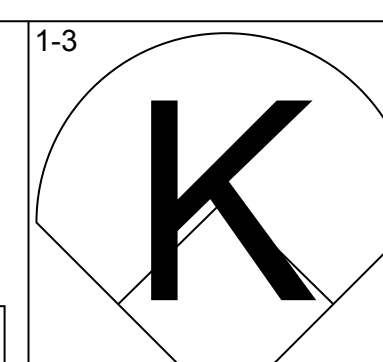
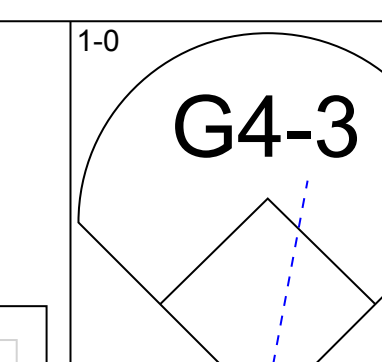
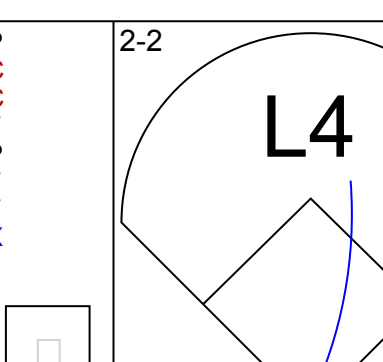
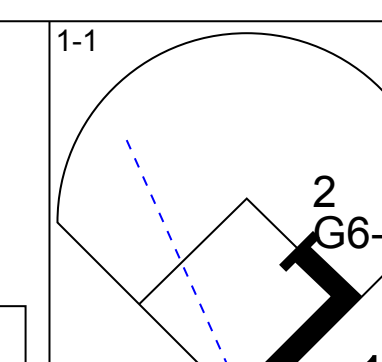
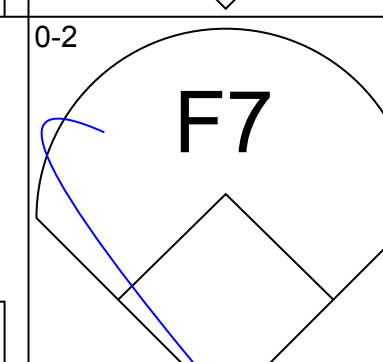
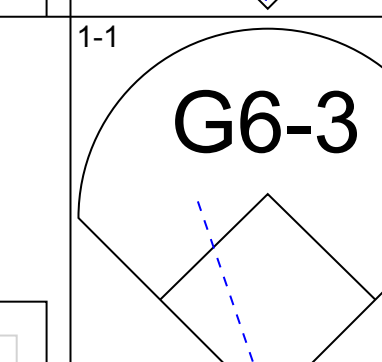
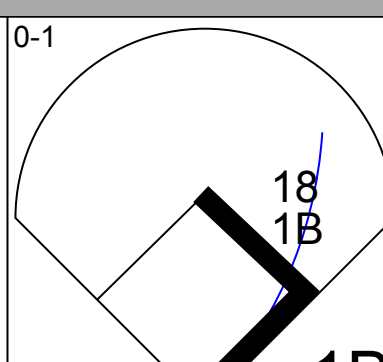
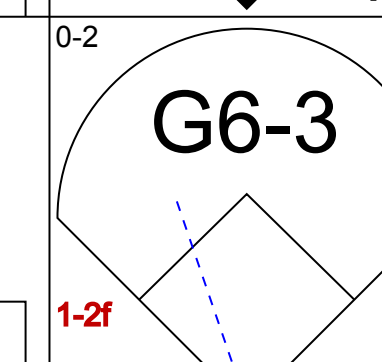
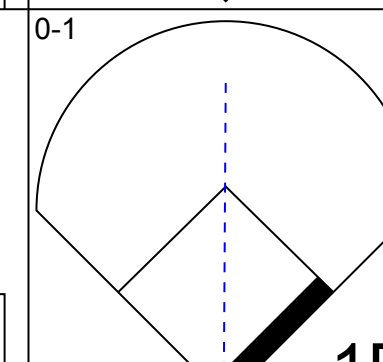
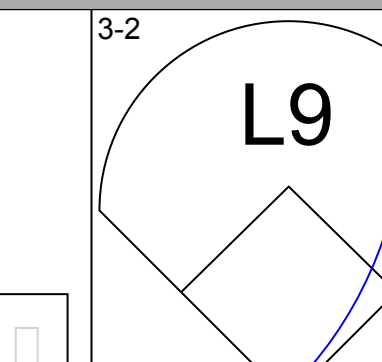
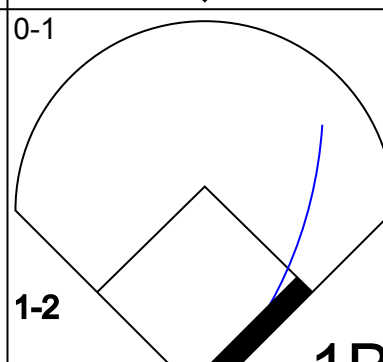
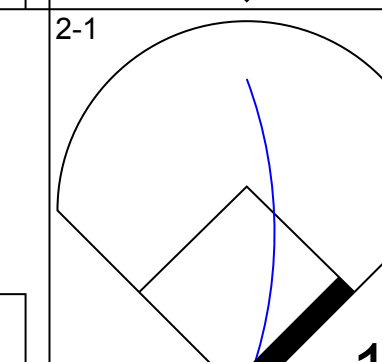
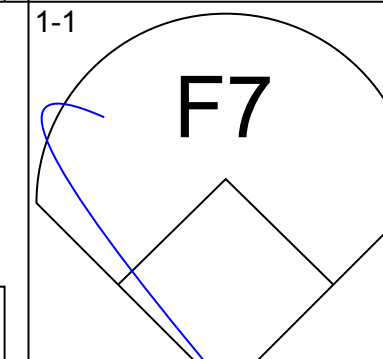
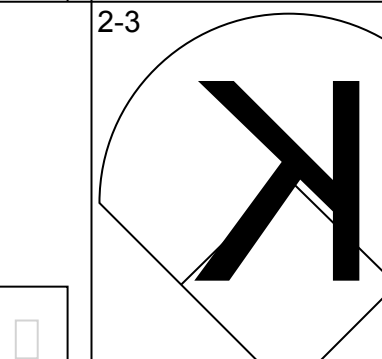
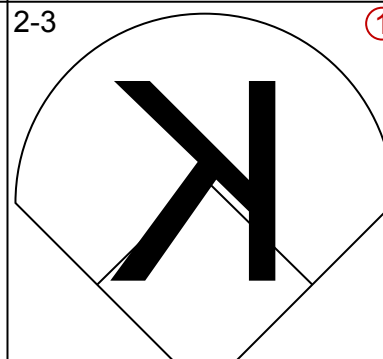
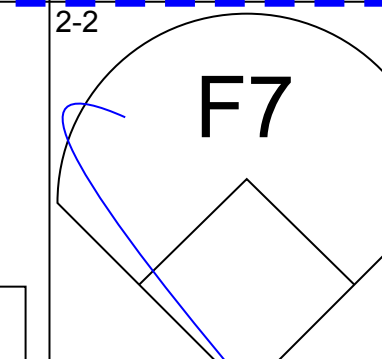
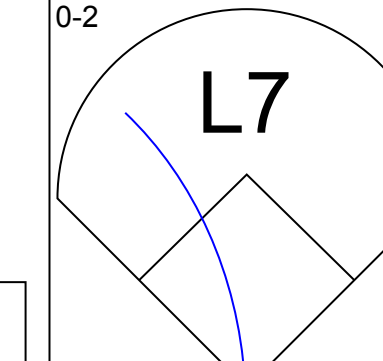
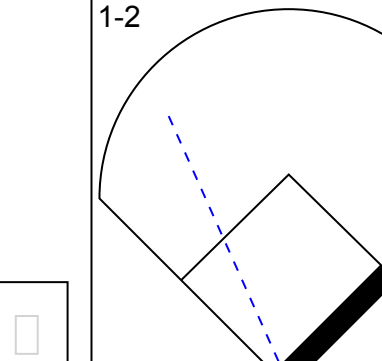
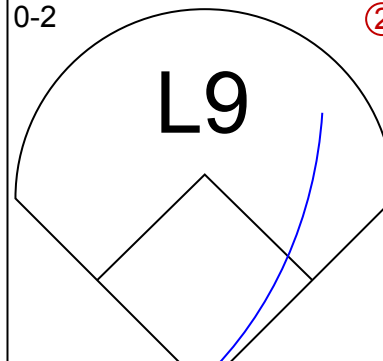
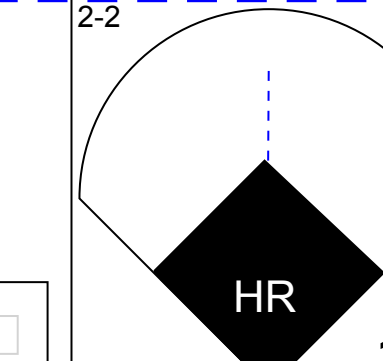

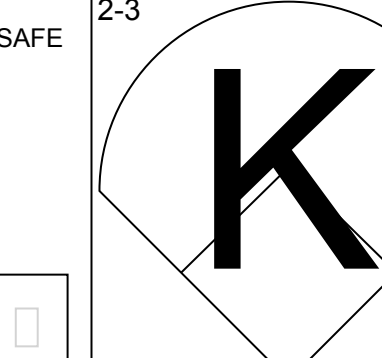
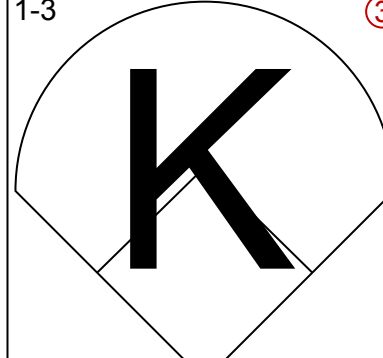
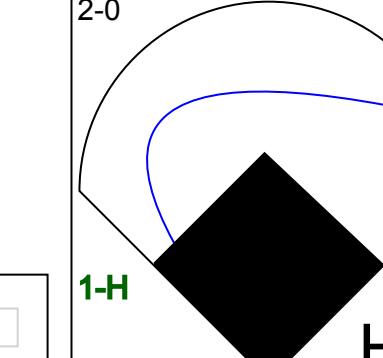

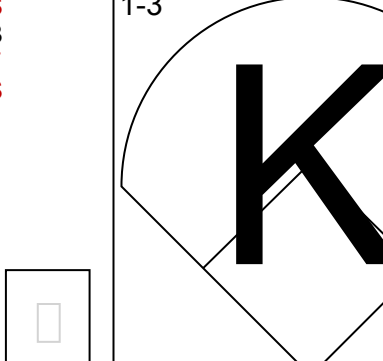
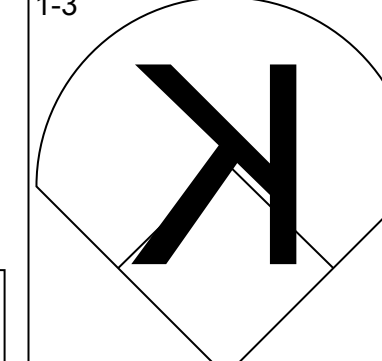
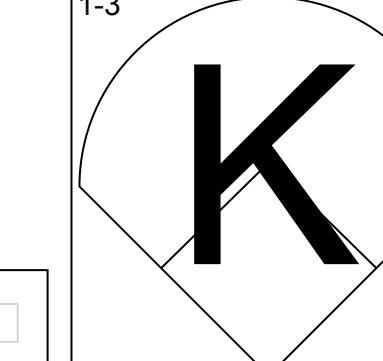
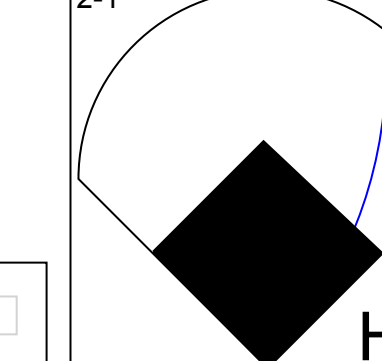
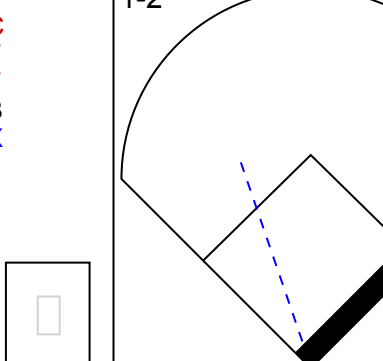
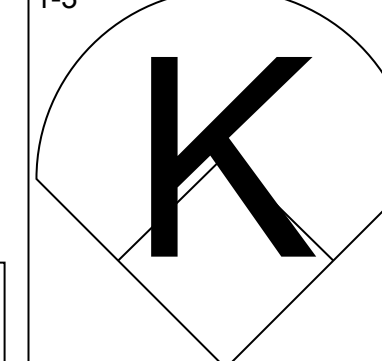
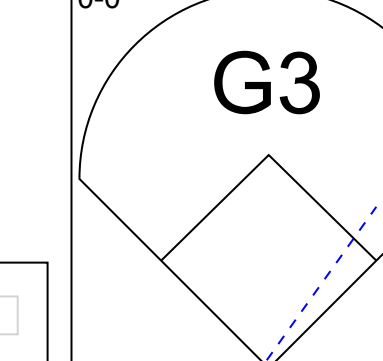
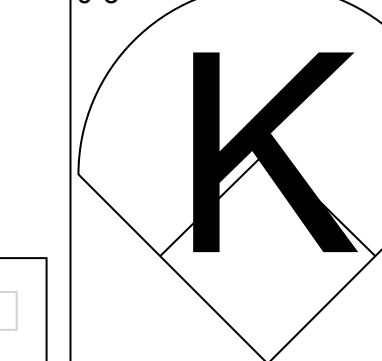
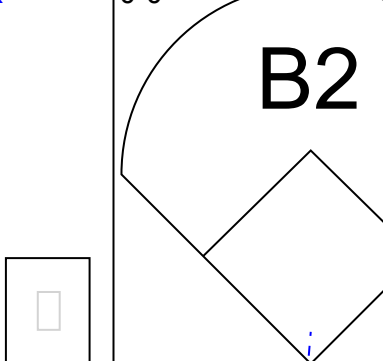
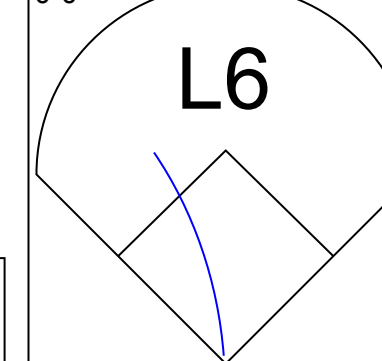
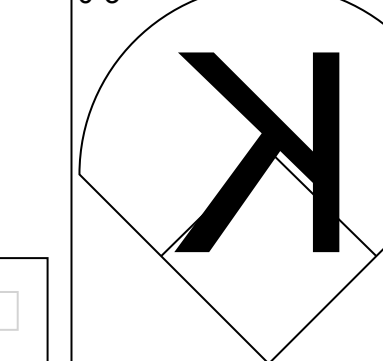


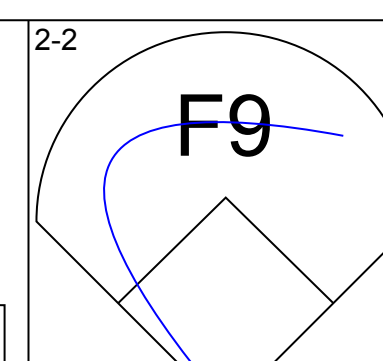
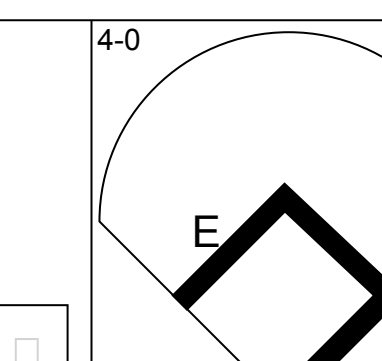
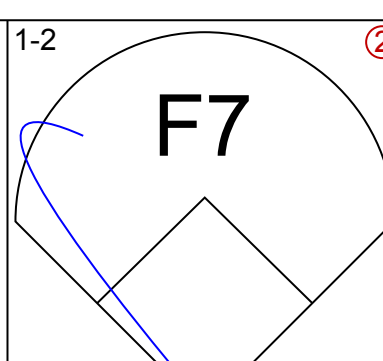
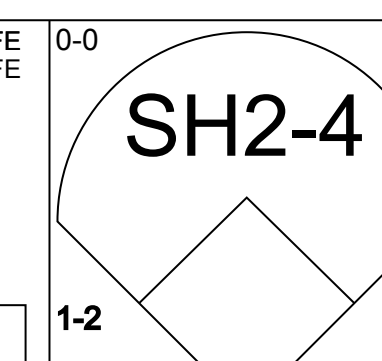
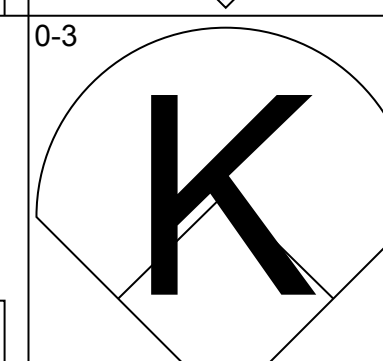
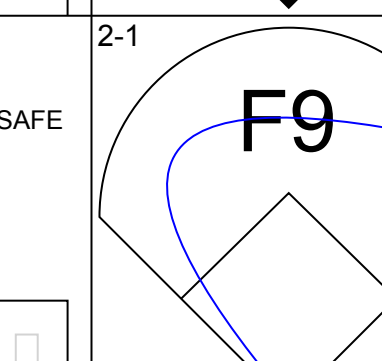
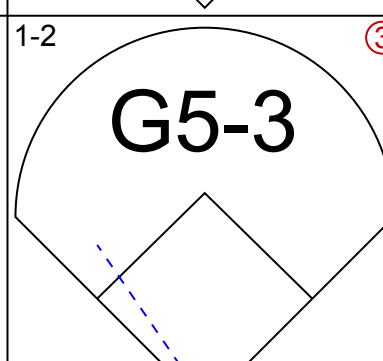
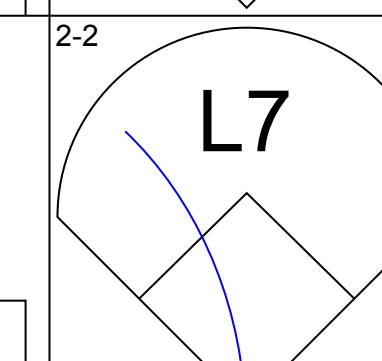
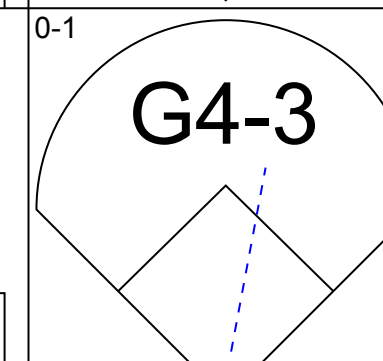
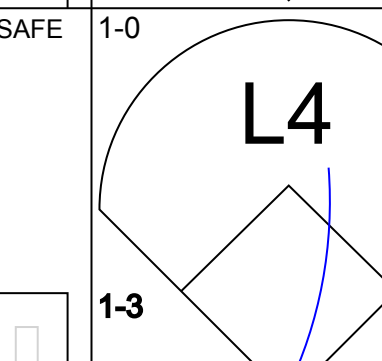

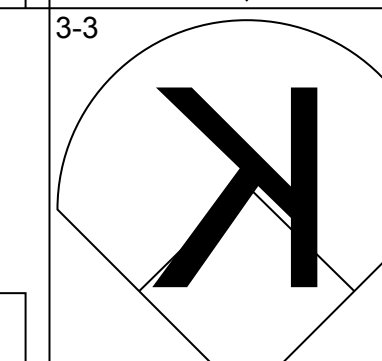
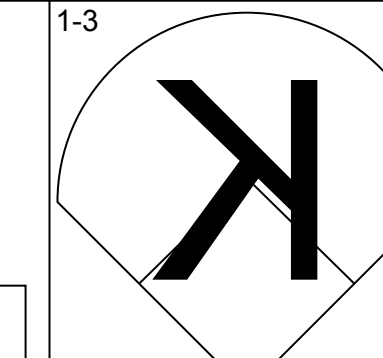
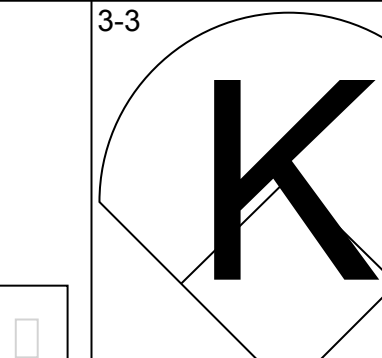


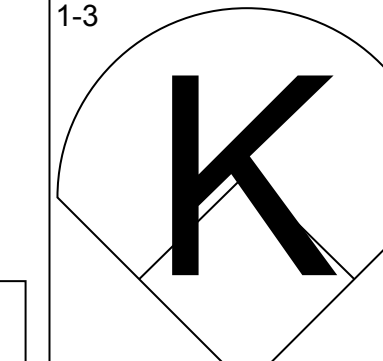
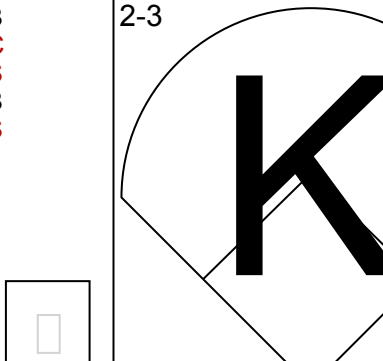


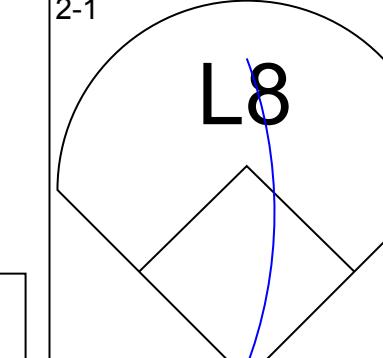
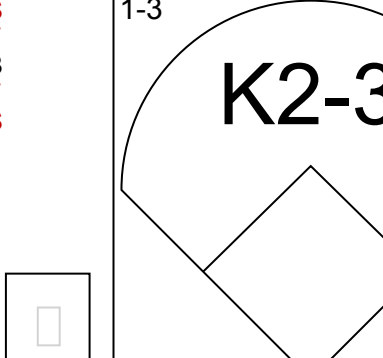


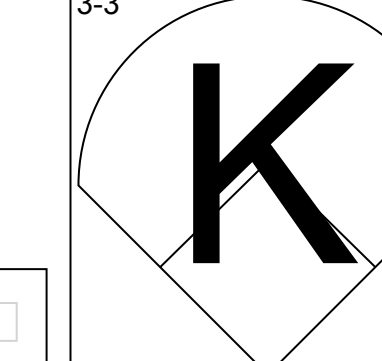
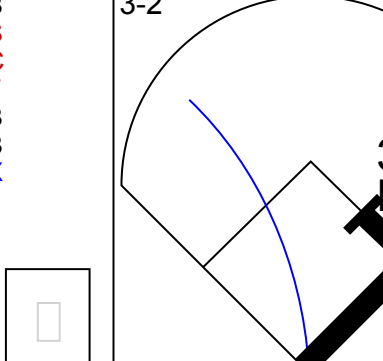

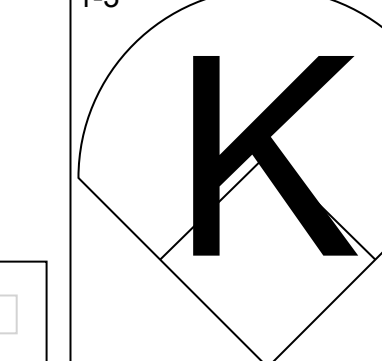
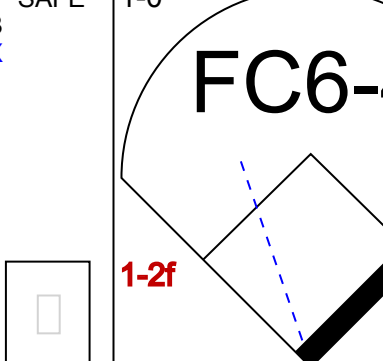

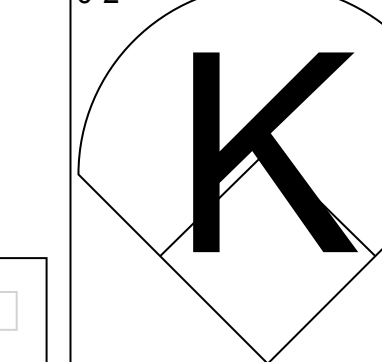

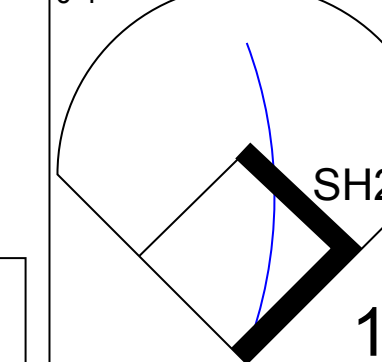
Batter	1	2	3	4	5	6	7	8	9	AB	R	H	RBI	BB	SO	LOB	BOTTOM																			
Juan Castro, R OBP: 0.296, SLG: 0.403 (1, 6)	2-3 K2-3		1-1 G1-3		1-0 G5-3	1-1 1B		1-2 F8		5	0	1	1	0	1	0																				
Eric Valenz, L OBP: 0.259, SLG: 0.231 (1, 9)	0-0 G4-3		1-0 G6-3		1-3 K	1 SAFE 0-1 1B		0-0 G5-3		5	0	1	0	0	1	0																				
D'Angelo Jimenez, S OBP: 0.351, SLG: 0.421 (1, 4)	4-2 1B BB		0-3 K			1-3 1B G6-4-3		0-3 K		4	1	1	0	1	2	2																				
Sean Casey, L OBP: 0.346, SLG: 0.398 (1, 3)	1-0 1-2 1B				0-1 F9		0-2 1-3 HR 1B	2-2 FC4-6 1B 2B		4	2	3	0	0	0	0																				
Russell Branyan, L OBP: 0.343, SLG: 0.483 (1, 7)	2-2 P5			4-2 HR BB		2-2 1-3 HR 1B	2-0 1-2 FC4-6 1B		3	2	2	3	1	0	2																					
Jason LaRue, R OBP: 0.322, SLG: 0.440 (1, 2)		0-3 K		1-2 1-H HR		0-1 1-3 HR 2B	2-2 1-2 FC4-6 2B		4	3	2	2	0	1	2																					
Wily Mo Peña, R OBP: 0.277, SLG: 0.385 (1, 8)		0-0 2B		1-3 K		0-0 2-H HR	2-3 K		4	1	2	2	0	2	2																					
Tim Hummel, R OBP: 0.298, SLG: 0.429 (1, 5)		1-2 G6-3		2-3 K		0-3 K	3-2 1-H 3-H 2B		4	0	1	2	0	2	1																					
Josh Hall, R 71 Juan Cerros, R Ruben Mingo, R Wily Mo Peña, R 37 Stephen Strimling, R John Riedling, R Daniel Schlereth, R Phil Norton, R Chris Reitsma, R (7, 4)		0-3 K		1-3 K		1-1 K	1-1 E5 1B	1-3 K		1	0	0	0	0	1	1																				
Inning Stats	R: 0 E: 0 K: 1 S: 10	H: 1 LOB: 2 BB: 1 P: 19	R: 0 E: 0 K: 2 S: 11	H: 1 LOB: 0 BB: 0 P: 12	R: 0 E: 0 K: 1 S: 6	H: 0 LOB: 0 BB: 0 P: 8	R: 2 E: 0 K: 2 S: 16	H: 1 LOB: 0 BB: 1 P: 24	R: 0 E: 0 K: 2 S: 10	H: 0 LOB: 0 BB: 0 P: 13	R: 6 E: 1 K: 1 S: 22	H: 7 LOB: 1 BB: 0 P: 27	R: 2 E: 0 K: 2 S: 18	H: 3 LOB: 1 BB: 0 P: 30	R: 0 E: 0 K: 1 S: 10	H: 0 LOB: 0 BB: 0 P: 11	1B: 7 2B: 3 3B: 0 HR: 3	SF: 0 SAC: 0 DP: 1 HBP: 0	WP: 0 PB: 0 SB: 1 CS: 0	PA: 39																
PITCHER	IP	WLS	BF	H	R	ER	SO	BB	IBB	HBP	BLK	WP	HR	S	P	ERA	WHIP	PITCHER		IP	WLS	BF	H	R	ER	SO	BB	IBB	HBP	BLK	WP	HR	S	P	ERA	WHIP
16 Salomon Torres, R ERA: 4.43	(1, 1)	5.0		22	5	4	4	8	2	0	0	0	0	1	58	81	7.20	1.400	Brian Meadows, R ERA: 5.08		(8, 1)	1.0		3	0	0	0	0	0	0	0	10	11	0.00	0.000	
Michael Gonzalez, L ERA: 8.1	(6, 1)	0.0		1	1	1	1	0	0	0	0	0	0	1	3	5	-	-																		
Brian Boehringer, R ERA: 5.71	(6, 1)	0.1	L	5	3	3	2	1	0	0	0	0	0	1	11	12	54.00	9.000																		
Joe Beimel, L ERA: 6.37	(6, 1)	0.2		4	3	2	2	0	0	0	0	0	0	0	8	14	27.00	4.500																		
Mark Corey, R ERA: 4.22	(7, 1)	1.0		4	1	0	0	2	0	0	0	0	0	0	13	21	0.00	1.000																		

Pittsburgh Pirates @ Cincinnati Reds
Great American Ball Park, Cincinnati, OH
Tue Sep 09 2003, 7:10 PM EDT
Att: 21,241 - Cloudy - 79 F

AB 37
R 10
H 13
RBI 10
BB 2
SO 12
LOB 11



Batter	1	2	3	4	5	6	7	8	9	AB	R	H	RBI	BB	SO	LOB	TOP			
Tike Redman, L OBP: 0.319, SLG: 0.468 (1, 8)										4	0	1	0	0	1	1	Pittsburgh Pirates @ Cincinnati Reds Great American Ball Park, Cincinnati, OH Wed Sep 10 2003, 7:10 PM EDT Att: 20,560 - Cloudy - 83 F			
2 Jack Wilson, R OBP: 0.299, SLG: 0.345 (1, 6)										4	0	1	0	0	0	1				
18 Jason Kendall, R OBP: 0.406, SLG: 0.417 (1, 2)										4	0	3	0	0	0	0				
Matt Stairs, L OBP: 0.387, SLG: 0.559 Reggie Sanders, R OBP: 0.342, SLG: 0.569 (8, PH) (8, 9)										3	0	0	0	0	2	3				
Craig Wilson, R OBP: 0.364, SLG: 0.518 (8, 3)										4	1	2	0	0	0	2				
Michael Gonzalez, R (9, 1)										0	0	0	0	0	0	0				
Julian Tavarez, L (9, 1)										0	0	0	0	0	0	0				
Jason Bay, R OBP: 0.385, SLG: 0.465 Rob Mackowiak, L OBP: 0.314, SLG: 0.433 (9, PH) (9, 7)										3	0	0	0	0	3	3				
José Hernández, R OBP: 0.288, SLG: 0.352 (1, 5)										4	0	0	0	0	4	0				
Abraham Nunez, S OBP: 0.315, SLG: 0.331 (1, 4)										4	1	2	1	0	1	0				
Oliver Pérez, L OBP: 0.200, SLG: 0.184 Mike Lincoln, R (8, 1)										3	0	0	0	0	1	1				
Carlos Rivera, L OBP: 0.244, SLG: 0.282 (9, 3)										0	0	0	0	0	0	0				
Inning Stats	R: 0 E: 0 K: 1 S: 11	H: 1 LOB: 1 BB: 0 P: 13	R: 0 E: 0 K: 2 S: 11	H: 0 LOB: 0 BB: 0 P: 11	R: 1 E: 0 K: 1 S: 8	H: 1 LOB: 0 BB: 0 P: 12	R: 0 E: 0 K: 2 S: 14	H: 1 LOB: 1 BB: 0 P: 22	R: 0 E: 0 K: 1 S: 17	H: 2 LOB: 2 BB: 0 P: 19	R: 0 E: 0 K: 2 S: 14	H: 0 LOB: 0 BB: 0 P: 9	R: 0 E: 0 K: 0 S: 11	H: 2 LOB: 1 BB: 0 P: 16	R: 2 E: 0 K: 2 S: 11	H: 2 LOB: 0 BB: 0 P: 16	1B: 8 2B: 0 3B: 0 HR: 2	SF: 0 SAC: 0 DP: 1 HBP: 0	WP: 0 PB: 0 SB: 0 CS: 0	PA: 36
PITCHER	IP	WLS	BF	H	R	ER	SO	BB	IBB	HBP	BLK	WP	HR	S	P	ERA	WHIP			
Todd Van Poppel, R ERA: 6.3 (1, 1)	6.0		24	6	1	1	9	0	0	0	0	0	1	75	94	1.50	1.000			
John Riedling, R ERA: 5.03 (7, 1)	1.2	H	6	2	0	0	2	0	0	0	0	0	0	14	19	0.00	1.200			
Phil Norton, L ERA: 5.19 (8, 1)	0.1	L	1	0	0	0	0	0	0	0	0	0	0	4	6	0.00	0.000			
Chris Reitsma, R ERA: 4.09 (9, 1)	1.0		5	2	2	2	2	0	0	0	0	0	1	11	16	18.00	2.000			

Batter	1	2	3	4	5	6	7	8	9	AB	R	H	RBI	BB	SO	LOB	BOTTOM					
Juan Castro, R OBP: 0.296, SLG: 0.400 (1, 6)										2	0	0	0	1	0	0	Pittsburgh Pirates @ Cincinnati Reds Great American Ball Park, Cincinnati, OH Wed Sep 10 2003, 7:10 PM EDT Att: 20,560 - Cloudy - 83 F					
Tim Hummel, R OBP: 0.275, SLG: 0.391 (1, 5)										4	0	0	0	0	1	2						
D'Angelo Jimenez, S OBP: 0.349, SLG: 0.417 (1, 4)										4	0	0	0	0	1	2						
Russell Branyan, L OBP: 0.340, SLG: 0.484 Ray Olmedo, S OBP: 0.289, SLG: 0.285 (9, PR)										4	1	1	0	0	3	1						
Jason LaRue, R OBP: 0.319, SLG: 0.435 (1, 2)										4	0	0	0	0	2	2						
Wily Mo Peña, R OBP: 0.276, SLG: 0.374 (1, 8)										3	1	0	0	0	2	1						
Ruben Mateo, R OBP: 0.309, SLG: 0.354 (1, 9)										3	0	2	2	0	1	0						
37 Stephen Smitherman, R OBP: 0.220, SLG: 0.289 (1, 7)										3	0	0	0	0	1	2						
Todd Van Poppel, R ERA: 5.37 (5, PH) Corky Miller, R OBP: 0.271, SLG: 0.200 (7, 1) John Niekirk, R OBP: 0.226, SLG: 0.295 (8, 1) Phil Norton, L ERA: 5.19 (8, PH) Eric Valenz, L OBP: 0.286, SLG: 0.259 Chris Reitsma, R OBP: 0.125, SLG: 0.125 (9, 1)										1	0	0	0	0	1	0						
Inning Stats	R: 0 E: 0 K: 1 S: 9	H: 0 LOB: 0 BB: 0 P: 11	R: 0 E: 0 K: 2 S: 9	H: 0 LOB: 0 BB: 0 P: 13	R: 0 E: 0 K: 3 S: 13	H: 0 LOB: 0 BB: 0 P: 17	R: 0 E: 1 K: 1 S: 6	H: 0 LOB: 1 BB: 1 P: 16	R: 0 E: 0 K: 2 S: 12	H: 1 LOB: 1 BB: 0 P: 19	R: 0 E: 0 K: 1 S: 10	H: 0 LOB: 0 BB: 0 P: 13	R: 2 E: 0 K: 0 S: 11	H: 2 LOB: 1 BB: 0 P: 16	R: 0 E: 0 K: 1 S: 10	H: 1 LOB: 1 BB: 0 P: 15		R: 0 E: 1 K: 2 S: 9	H: 0 LOB: 1 BB: 0 P: 13	1B: 2 2B: 2 3B: 0 HR: 0	SF: 0 SAC: 1 DP: 1 HBP: 1	WP: 1 PB: 0 SB: 0 CS: 0
PITCHER	IP	WLS	BF	H	R	ER	SO	BB	IBB	HBP	BLK	WP	HR	S	P	ERA	WHIP					
Oliver Pérez, L ERA: 5.37 (1, 1)	7.0		26	3	2	2	10	1	0	1	0	0	0	70	105	2.57	0.571					
Mike Lincoln, R ERA: 5.93 (8, 1)	1.0	W	4	1	0	0	1	0	0	0	0	0	0	10	15	0.00	1.000					
Michael Gonzalez, L ERA: 8.1 (9, 1)	0.0		1	0	0	0	1	0	0	0	0	0	0	3	4	∞	∞					
Julian Tavarez, R ERA: 4.06 (9, 1)	1.0	S	2	0	0	0	1	0	0	0	0	0	0	6	9	0.00	0.000					

AB 36
R 3
H 10
RBI 3
BB 0
SO 13
LOB 12



AB 30
R 2
H 4
RBI 2
BB 1
SO 13
LOB 10



Batter	1	2	3	4	5	6	7	8	9	AB	R	H	RBI	BB	SO	LOB	TOP											
Ray Olmedo, S OBP: 0.292, SLG: 0.288	G6-3		F8					G5-3		5	0	2	2	0	0	0	Cincinnati Reds @ Chicago Cubs Wrigley Field, Chicago, IL Sat Sep 13 2003, 3:05 PM CDT Att: 39,983 - Cloudy - 81 F											
Tim Hummel, R OBP: 0.277, SLG: 0.373	F9		1B						F9	5	1	2	1	0	0	2												
D'Angelo Jimenez, S OBP: 0.349, SLG: 0.427									E5	5	1	2	1	0	1	3												
Sean Casey, L OBP: 0.347, SLG: 0.397	P4								FC3-6	5	0	1	1	0	0	4												
Russell Branyan, L OBP: 0.350, SLG: 0.489									K	4	1	1	0	1	2	2												
Ruben Mateo, R OBP: 0.306, SLG: 0.349										4	0	1	0	0	0	1												
65 Scott Randall, R Phil Norton, R										0	0	0	0	0	0	0												
Wily Mo Peña, R OBP: 0.276, SLG: 0.359										0	0	0	0	0	0	0												
Corky Miller, R OBP: 0.409, SLG: 0.333										4	1	1	0	0	0	2												
John Bale, L OBP: 0.125, SLG: 0.125										3	2	2	1	0	0	0												
71 Juan Cerros, R Eric Valent, L OBP: 0.267, SLG: 0.241										2	0	1	0	0	1	1												
Matt Belisle, R Demell Stenson, L OBP: 0.377, SLG: 0.462										1	0	0	0	0	0	2												
Inning Stats	R: 0 E: 0 K: 0 S: 11	H: 1 LOB: 1 BB: 0 P: 16	R: 1 E: 0 K: 1 S: 13	H: 1 LOB: 1 BB: 1 P: 18	R: 1 E: 0 K: 2 S: 14	H: 2 LOB: 1 BB: 0 P: 21	R: 1 E: 0 K: 0 S: 7	H: 3 LOB: 2 BB: 0 P: 12	R: 1 E: 0 K: 0 S: 12	H: 1 LOB: 0 BB: 0 P: 20	R: 2 E: 0 K: 1 S: 22	H: 4 LOB: 2 BB: 0 P: 32	R: 0 E: 0 K: 0 S: 4	H: 1 LOB: 0 BB: 0 P: 4	R: 0 E: 1 K: 1 S: 10	H: 0 LOB: 1 BB: 0 P: 15	R: 0 E: 1 K: 1 S: 12	H: 0 LOB: 1 BB: 0 P: 17	1B: 11 2B: 1 3B: 0 HR: 1	SF: 1 SAC: 0 DP: 1 HBP: 0	WP: 1 PB: 0 SB: 0 CS: 0	PA: 41						
PITCHER	IP	WLS	BF	H	R	ER	SO	BB	IBB	HBP	BLK	WP	HR	S	P	ERA	WHIP											
Juan Cruz, R ERA: 5.56	5.0		26	10	6	6	3	1	0	0	0	0	1	64	99	10.80	2.200											
Mark Guthrie, L ERA: 2.56	1.0	B	6	3	0	0	1	0	0	0	0	0	1	0	16	21	0.00	3.000										
Antonio Alfonseca, R ERA: 5.34	1.0	W	2	0	0	0	0	0	0	0	0	0	0	3	3	0.00	0.000											
Kyle Farnsworth, R ERA: 3.47	1.0	H	3	0	0	0	1	0	0	0	0	0	0	10	15	0.00	0.000											
Joe Borowski, R ERA: 2.81	1.0	S	4	0	0	0	1	0	0	0	0	0	0	12	17	0.00	0.000											

Batter	1	2	3	4	5	6	7	8	9	AB	R	H	RBI	BB	SO	LOB	BOTTOM										
Doug Glanville, R OBP: 0.285, SLG: 0.333	G5-3									2	0	1	0	1	0	0	Cincinnati Reds @ Chicago Cubs Wrigley Field, Chicago, IL Sat Sep 13 2003, 3:05 PM CDT Att: 39,983 - Cloudy - 81 F										
Kyle Farnsworth, R										0	0	0	0	0	0	0											
Ramon Martinez, R OBP: 0.342, SLG: 0.392										0	0	0	0	1	0	0											
David Kelton, R OBP: 0.182, SLG: 0.273										0	0	0	0	0	0	0											
Joe Borowski, R										0	0	0	0	0	0	0											
Mark Czuzdzianek, R OBP: 0.364, SLG: 0.411										5	1	3	2	0	1	2											
Sammy Sosa, R OBP: 0.373, SLG: 0.556										5	1	2	0	0	0	3											
Moises Alou, R OBP: 0.362, SLG: 0.478										4	2	1	0	1	0	4											
16 Aramis Ramirez, R OBP: 0.321, SLG: 0.447										5	1	2	1	0	0	4											
Eric Karros, R OBP: 0.345, SLG: 0.452										4	1	2	4	0	0	0											
Alex Gonzalez, R OBP: 0.294, SLG: 0.400										2	1	1	1	2	0	0											
Damian Miller, R OBP: 0.309, SLG: 0.365										4	0	0	0	0	3	5											
Juan Cruz, R OBP: 0.290, SLG: 0.400										2	1	1	0	0	1	1											
Mark Guthrie, R ERA: 7.39										0	0	0	0	0	0	0											
Antonio Alfonseca, R Kenny Lofton, L OBP: 0.344, SLG: 0.446										0	0	0	0	0	0	0											
										2	1	1	0	0	0	3											
Inning Stats	R: 0 E: 0 K: 0 S: 5	H: 1 LOB: 0 BB: 0 P: 10	R: 4 E: 1 K: 1 S: 18	H: 5 LOB: 1 BB: 0 P: 33	R: 0 E: 0 K: 0 S: 7	H: 0 LOB: 0 BB: 0 P: 11	R: 0 E: 0 K: 1 S: 7	H: 0 LOB: 1 BB: 1 P: 13	R: 1 E: 0 K: 0 S: 10	H: 2 LOB: 2 BB: 1 P: 17	R: 0 E: 0 K: 1 S: 6	H: 0 LOB: 0 BB: 0 P: 7	R: 4 E: 0 K: 1 S: 19	H: 5 LOB: 3 BB: 2 P: 37	R: 0 E: 0 K: 1 S: 11	H: 1 LOB: 2 BB: 1 P: 22	1B: 8 2B: 5 3B: 1 HR: 0	SF: 0 SAC: 1 DP: 1 HBP: 0	WP: 0 PB: 0 SB: 1 CS: 0	PA: 41							
PITCHER	IP	WLS	BF	H	R	ER	SO	BB	IBB	HBP	BLK	WP	HR	S	P	ERA	WHIP										
John Bale, L ERA: 4.67	4.0		20	8	5	4	2	2	0	0	0	0	0	42	76	9.00	2.500										
71 Juan Cerros, R ERA: 7.39	1.0		3	0	0	0	0	0	0	0	0	0	0	5	8	0.00	0.000										
Matt Belisle, R ERA: 8.31	1.1	L	7	3	3	3	1	0	0	0	0	0	0	13	19	20.25	2.250										
65 Scott Randall, R ERA: 6.23	0.1		5	2	1	1	1	1	1	0	0	0	0	9	19	27.00	9.000										
Phil Norton, L ERA: 3.97	1.1		6	1	0	0	1	1	0	0	0	0	0	14	28	0.00	1.500										

AB	39
R	6
H	13
RBI	6
BB	1
SO	6
LOB	17



Batter	1	2	3	4	5	6	7	8	9	AB	R	H	RBI	BB	SO	LOB	TOP		
Ray Olmedo, S (1, 6) OBP: 0.291, SLG: 0.283	G4-3		G1-3			G4-3			WP SH3 1B BB	3	1	0	0	1	0	0			
Tim Hummel, R (1, 5) OBP: 0.279, SLG: 0.387	2B			L5		G6-3			SH3	3	0	1	0	0	0	0			
D'Angelo Jimenez, S (1, 4) OBP: 0.349, SLG: 0.425	G4-6-3 HBP			F7		G3-1			G4-3	3	0	0	0	0	0	1			
Russell Branyan, L (1, 3) OBP: 0.348, SLG: 0.482	G4-6-3			G1-3			K		G4-3	4	0	1	1	0	1	2			
Dernell Stenson, L (1, 7) OBP: 0.354, SLG: 0.429		K				P5			K	4	0	0	0	0	3	1			
Chris Reitsma, R (9, 1) OBP: 0.125, SLG: 0.125							K2-3		K	0	0	0	0	0	0	0			
Wily Mo Peña, R (1, 8) OBP: 0.269, SLG: 0.350		K								3	0	0	0	0	3	0			
Eric Valent, L (1, 9) OBP: 0.303, SLG: 0.281			P6							3	0	2	0	0	0	0			
Corky Miller, R (1, 2) OBP: 0.400, SLG: 0.300				G6-3					B1-6-3 1B	2	0	0	0	0	0	1			
Josh Hall, R (1, 1) OBP: 0.294, SLG: 0.347				G5-3						2	0	0	0	0	0	2			
Ruben Mateo, R (8, PH) OBP: 0.235, SLG: 0.235						G3				1	0	0	0	0	0	0			
John Riedling, R (8, 1) OBP: 0.214, SLG: 0.282									P4	0	0	0	0	0	0	0			
37 Stephen Smitherman, R (9, 7)										0	0	0	0	0	0	0			
Inning Stats	R: 0 H: 1 E: 0 K: 0 S: 10	H: 1 LOB: 1 BB: 0 P: 16	R: 0 H: 0 E: 0 K: 2 S: 9	H: 0 LOB: 0 BB: 0 P: 15	R: 0 H: 0 E: 0 K: 0 S: 9	H: 0 LOB: 0 BB: 0 P: 12	R: 0 H: 0 E: 0 K: 1 S: 9	H: 1 LOB: 2 BB: 0 P: 17	R: 0 H: 0 E: 0 K: 0 S: 4	H: 0 LOB: 0 BB: 0 P: 8	R: 0 H: 0 E: 0 K: 3 S: 9	H: 0 LOB: 0 BB: 0 P: 13	R: 0 H: 1 E: 0 K: 0 S: 8	H: 1 LOB: 0 BB: 0 P: 11	R: 1 H: 1 E: 0 K: 1 S: 11	H: 1 LOB: 1 BB: 1 P: 21	1B: 3 2B: 1 3B: 0 HR: 0	SF: 0 SAC: 1 DP: 2 HBP: 2	WP: 1 PA: 32 PB: 0 SB: 0 CS: 0
PITCHER 38 Carlos Zambrano, R (1, 1) ERA: 2.77	IP: 9.0 WLS: L BF: 32 H: 4 R: 1 ER: 1 SO: 7 BB: 1 IBB: 0 HBP: 2 BLK: 0 WP: 1 HR: 0 S: 80 P: 129 ERA: 1.00 WHIP: 0.556																		

Cincinnati Reds @ Chicago Cubs
Wrigley Field, Chicago, IL
Sun Sep 14 2003, 1:20 PM CDT
Att: 38,827 - Cloudy - 73 F

AB	28
R	1
H	4
RBI	1
BB	1
SO	7
LOB	7



Batter	1	2	3	4	5	6	7	8	9	AB	R	H	RBI	BB	SO	LOB	BOTTOM				
Kenny Lofton, L (1, 8) OBP: 0.345, SLG: 0.445	1B		L6		G6-3				1B BB	3	0	1	0	1	0	1					
Mark Czuzdzianek, R (1, 4) OBP: 0.365, SLG: 0.411	F8		K2-3			G5-3 1B			1B	4	0	2	0	0	1	1					
Sammy Sosa, R (1, 9) OBP: 0.372, SLG: 0.553	1B			P4		F9			K	4	0	1	0	0	1	3					
Moises Alou, R (1, 7) OBP: 0.361, SLG: 0.476	K			K		FC5 G5-3 1B			K	4	0	1	0	0	3	2					
16 Aramis Ramirez, R (1, 5) OBP: 0.321, SLG: 0.446	K					G5-3			P3	4	0	1	0	0	1	4					
Randall Simon, L (1, 3) OBP: 0.310, SLG: 0.438	G4-3			G3-1					F8	3	0	0	0	1	0	1					
Alex Gonzalez, R (1, 6) OBP: 0.312, SLG: 0.399						FC4-6 1B				3	0	1	0	0	1	3					
Tom Goodwin, L (9, PH) OBP: 0.337, SLG: 0.370									G5-3	1	0	0	0	0	0	0					
Paul Bako, L (1, 2) OBP: 0.312, SLG: 0.301						FC4-6 1B				3	0	0	0	0	1	1					
Tony Womack, L (9, PH) OBP: 0.259, SLG: 0.316	F8								K	1	0	0	0	0	1	0					
38 Carlos Zambrano, S (1, 1) OBP: 0.239, SLG: 0.371										3	0	0	0	0	1	1					
Eric Karros, R (9, PH) OBP: 0.344, SLG: 0.451			L7			K			K	1	0	0	0	0	1	0					
Inning Stats	R: 0 H: 2 E: 0 K: 2 S: 15	H: 0 LOB: 2 BB: 0 P: 18	R: 0 H: 0 E: 0 K: 1 S: 6	H: 0 LOB: 0 BB: 0 P: 6	R: 0 H: 0 E: 0 K: 1 S: 5	H: 0 LOB: 0 BB: 0 P: 7	R: 0 H: 1 E: 0 K: 1 S: 13	H: 1 LOB: 1 BB: 0 P: 22	R: 0 H: 1 E: 0 K: 0 S: 8	H: 1 LOB: 1 BB: 0 P: 14	R: 0 H: 2 E: 0 K: 0 S: 11	H: 2 LOB: 3 BB: 1 P: 22	R: 0 H: 1 E: 0 K: 2 S: 13	H: 1 LOB: 2 BB: 1 P: 19	R: 0 H: 0 E: 0 K: 1 S: 7	H: 0 LOB: 0 BB: 0 P: 11	R: 0 H: 0 E: 0 K: 2 S: 8	H: 0 LOB: 0 BB: 0 P: 14	1B: 7 2B: 0 3B: 0 HR: 0	SF: 0 SAC: 0 DP: 0 HBP: 0	WP: 0 PA: 36 PB: 0 SB: 0 CS: 0
PITCHER Josh Hall, R (1, 1) ERA: 5.29	IP: 7.0 WLS: W BF: 30 H: 7 R: 0 ER: 0 SO: 8 BB: 1 IBB: 0 HBP: 0 BLK: 0 WP: 0 HR: 0 S: 71 P: 108 ERA: 0.00 WHIP: 1.143																				
John Riedling, R (8, 1) ERA: 4.5	IP: 1.0 WLS: S BF: 3 H: 0 R: 0 ER: 0 SO: 2 BB: 0 IBB: 0 HBP: 0 BLK: 0 WP: 0 HR: 0 S: 8 P: 14 ERA: 0.00 WHIP: 0.000																				
Chris Reitsma, R (9, 1) ERA: 3.99	IP: 1.0 WLS: S BF: 3 H: 0 R: 0 ER: 0 SO: 2 BB: 0 IBB: 0 HBP: 0 BLK: 0 WP: 0 HR: 0 S: 8 P: 14 ERA: 0.00 WHIP: 0.000																				

Cincinnati Reds @ Chicago Cubs
Wrigley Field, Chicago, IL
Sun Sep 14 2003, 1:20 PM CDT
Att: 38,827 - Cloudy - 73 F

AB	34
R	0
H	7
RBI	0
BB	2
SO	11
LOB	17



Batter	1	2	3	4	5	6	7	8	9	AB	R	H	RBI	BB	SO	LOB	TOP			
Ray Olmedo, S OBP: 0.294, SLG: 0.283 (1, 6)	G5-3			G6-3			G6-3 WP	F8		4	0	1	0	1	0	1				
Eric Valent, L OBP: 0.263, SLG: 0.243 (1, 9)	F7				F7		F8		P4	5	0	0	0	0	0	5				
D'Angelo Jimenez, S OBP: 0.347, SLG: 0.423 (1, 4)				G4-3	L4		G6-3		L5	5	0	1	1	0	0	1				
Sean Casey, L OBP: 0.347, SLG: 0.397 (1, 3)					F7		G1-3		F7	5	0	2	0	0	0	1				
Russell Branyan, L OBP: 0.352, SLG: 0.479 (1, 5)	G4-3						G4-3			3	0	1	0	1	0	2				
Wily Mo Peña, R OBP: 0.281, SLG: 0.339 (1, 8)				G6-3	K		G5-3		F8	4	0	0	0	0	1	3				
Dernell Stenson, L OBP: 0.348, SLG: 0.417 (1, 7)					K		E1		FC3-6	4	1	1	0	0	1	3	AB 37			
Corky Miller, R OBP: 0.414, SLG: 0.304 (1, 2)							G5-3		E6	3	1	1	0	1	0	1	R 3			
Todd Van Poppel, R (1, 1)									E5	2	0	0	0	0	0	2	H 8			
Tim Hummel, R OBP: 0.290, SLG: 0.397 (7, PH)										1	1	1	0	0	0	0	RBI 1			
Phil Norton, R (7, 1)										0	0	0	0	0	0	0	BB 3			
Jason LaRue, R OBP: 0.318, SLG: 0.433 (8, PH)										1	0	0	0	0	0	0	SO 2			
71 Juan Cerros, R (8, 1)										0	0	0	0	0	0	0	LOB 19			
Inning Stats	R: 0 E: 0 K: 0 S: 13	H: 2 LOB: 2 BB: 0 P: 21	R: 0 E: 1 K: 0 S: 9	H: 0 LOB: 3 BB: 2 P: 21	R: 0 E: 0 K: 2 S: 16	H: 1 LOB: 2 BB: 1 P: 30	R: 0 E: 0 K: 0 S: 9	H: 0 LOB: 0 BB: 0 P: 15	R: 0 E: 0 K: 0 S: 8	H: 0 LOB: 1 BB: 0 P: 13	R: 1 E: 0 K: 0 S: 8	H: 2 LOB: 1 BB: 0 P: 13	R: 2 E: 2 K: 0 S: 17	H: 2 LOB: 1 BB: 0 P: 28	R: 0 E: 0 K: 0 S: 8	H: 0 LOB: 0 BB: 0 P: 13	1B: 8 2B: 0 3B: 0 HR: 0	SF: 0 SAC: 0 DP: 0 HBP: 0	WP: 2 PB: 0 SB: 0 CS: 0	PA: 40
PITCHER	IP WLS BF H R ER SO BB IBB HBP BLK WP HR S P ERA WHIP																			
Ryan Vogelsong, R ERA: 7.24 (1, 1)	5.0 W 22 3 0 0 2 3 0 0 0 0 0 0 55 102 0.00 1.200																			
Brian Meadows, R ERA: 4.94 (6, 1)	2.2 H 14 5 3 1 0 0 0 0 0 0 2 0 31 48 3.38 1.875																			
Michael Gonzalez, L ERA: 7.71 (8, 1)	0.1 H 1 0 0 0 0 0 0 0 0 0 0 0 3 6 0.00 0.000																			
Julian Tavarez, R ERA: 3.87 (9, 1)	1.0 S 3 0 0 0 0 0 0 0 0 0 0 0 8 13 0.00 0.000																			

Cincinnati Reds @ Pittsburgh Pirates
PNC Park, Pittsburgh, PA
Mon Sep 15 2003, 7:05 PM EDT
Att: 8,565 - Cloudy - 71 F



Batter	1	2	3	4	5	6	7	8	9	AB	R	H	RBI	BB	SO	LOB	BOTTOM			
Tike Redman, L OBP: 0.330, SLG: 0.477 (1, 8)		G4-3					G4-3			3	0	1	0	1	0	0				
Abraham Nunez, S OBP: 0.314, SLG: 0.347 (1, 4)	FC3-6			G4-3	F7		F8			4	1	0	0	0	0	2				
18 Jason Kendall, R OBP: 0.401, SLG: 0.413 (1, 2)				F7	G2-3		G4-3			4	0	0	0	0	1	2				
Reggie Sanders, R OBP: 0.344, SLG: 0.568 (1, 7)				F7			F9		F8	3	1	0	0	1	0	0				
Matt Stairs, L OBP: 0.391, SLG: 0.565 (1, 3)							F8			2	2	1	3	1	0	0				
Carlos Rivera, L OBP: 0.259, SLG: 0.333 (7, 3)										1	1	1	0	0	0	0				
Craig Wilson, R OBP: 0.368, SLG: 0.538 (1, 9)					G6-3					3	1	2	0	0	0	0				
Rob Mackowiak, L OBP: 0.329, SLG: 0.436 (1, 5)										3	0	1	0	1	0	3				
José Hernández, R OBP: 0.289, SLG: 0.352 (9, 5)							P6			0	0	0	0	0	0	0	AB 30			
2 Jack Wilson, R OBP: 0.297, SLG: 0.344 (1, 6)					G5-3					3	0	1	3	0	0	1	R 6			
Ryan Vogelsong, R OBP: 0.346, SLG: 0.460 (5, PH)										1	0	0	0	0	0	0	H 7			
J.J. Davis, R OBP: 0.336, SLG: 0.450 (5, PH)										1	0	0	0	0	0	0	RBI 6			
Brian Meadows, R OBP: 0.331, SLG: 0.479 (8, 1)										0	0	0	0	0	0	0	BB 4			
Michael Gonzalez, R OBP: 0.318, SLG: 0.433 (8, PH)										1	0	0	0	0	0	0	SO 1			
Jeff Reboulet, R OBP: 0.321, SLG: 0.338 (8, PH)										0	0	0	0	0	0	0	LOB 11			
Julian Tavarez, L OBP: 0.318, SLG: 0.433 (8, 1)										0	0	0	0	0	0	0				
Inning Stats	R: 3 E: 0 K: 1 S: 17	H: 3 LOB: 1 BB: 1 P: 26	R: 0 E: 0 K: 0 S: 5	H: 0 LOB: 0 BB: 0 P: 8	R: 0 E: 0 K: 0 S: 7	H: 0 LOB: 0 BB: 0 P: 12	R: 0 E: 0 K: 0 S: 8	H: 1 LOB: 1 BB: 0 P: 15	R: 0 E: 0 K: 0 S: 8	H: 0 LOB: 1 BB: 1 P: 16	R: 2 E: 0 K: 0 S: 9	H: 1 LOB: 1 BB: 1 P: 21	R: 0 E: 0 K: 0 S: 6	H: 0 LOB: 0 BB: 0 P: 7	R: 1 E: 0 K: 0 S: 8	H: 2 LOB: 2 BB: 1 P: 15	1B: 4 2B: 2 3B: 0 HR: 1	SF: 1 SAC: 0 DP: 0 HBP: 1	WP: 0 PB: 0 SB: 3 CS: 0	PA: 36
PITCHER	IP WLS BF H R ER SO BB IBB HBP BLK WP HR S P ERA WHIP																			
Todd Van Poppel, R ERA: 6.5 (1, 1)	6.0 L 27 5 5 1 0 0 3 0 0 0 0 0 0 6 7 7.50 1.333																			
Phil Norton, L ERA: 3.65 (7, 1)	1.0 3 0 0 0 0 0 0 0 0 0 0 0 6 7 0.00 0.000																			
71 Juan Cerros, R ERA: 7.71 (8, 1)	1.0 6 2 1 1 0 0 0 1 0 0 0 0 0 8 15 9.00 2.000																			

Cincinnati Reds @ Pittsburgh Pirates
PNC Park, Pittsburgh, PA
Mon Sep 15 2003, 7:05 PM EDT
Att: 8,565 - Cloudy - 71 F



Batter	1	2	3	4	5	6	7	8	9	AB R H RBI BB SO LOB	TOP												
6 Ryan Freel, R OBP: 0.374, SLG: 0.479	0-1 P3-5 1B		1-1 F8 1B		0-0 HR		1-1 G1-3	1-0 E 1B HBP	2-2 1B	5 3 4 3 0 0 0	Cincinnati Reds @ Pittsburgh Pirates PNC Park, Pittsburgh, PA Tue Sep 16 2003, 7:05 PM EDT Att: 11,995 - Cloudy - 71 F												
Tim Hummel, R OBP: 0.293, SLG: 0.397	0-0 E 1B		2-1 F8		1-3 K		3-2 WP 3B 1B	0-2 SF9	3-1 F8	5 1 2 1 0 1 2													
D'Angelo Jimenez, S OBP: 0.350, SLG: 0.430	0-0 P3-5 2-3f		4-0 1B 1B BB		0-0 G4-3 2B		2-1 1H 3B	1-0 1B	2-0 F9	5 1 3 3 1 0 3													
Sean Casey, L OBP: 0.349, SLG: 0.398	2-2 F7		1-1 1B		1-0 G4-3		4-2 BB	3-0 1B		4 0 2 1 1 0 2													
Wily Mo Peña, R OBP: 0.268, SLG: 0.367 Brian Reith, R (7.1)		2-1 HR	1-1 1B		1-1 G3		3-3 K	2-3 K		4 1 2 2 0 1 3 1 0 0 0 0 1 2													
Jason LaRue, R OBP: 0.319, SLG: 0.433		1-3 K	1-3 P3			1-0 F8		1-0 1B 2B	1-0 1B 1B HBP	4 2 1 0 0 1 2													
Ruben Mateo, R OBP: 0.307, SLG: 0.349		1-0 F9		1-1 G1-3		1-3 K		2-1 FC5-6 1B	2-1 SF8 1B 1B	5 1 2 1 0 1 0													
Ray Olmedo, S OBP: 0.291, SLG: 0.280		1-3 K		3-2 F8		0-0 G4-3		1-1 FC5-6 HBP BB SF9	1-0 SF8 1B 1B	5 2 1 0 0 1 1													
39 Aaron Harang, R 65 Scott Randall, R Eric Valent, L John Riedling, R Phil Norton, R Dermil Stenson, L			2-3 K	2-1 G4-1			2-1 F9	4-0 SF9 1B HBP BB	3-1 SF8	2 0 0 0 0 0 1 0 0 0 0 0 0 0 0 0 1 0 1 0 1 1 1 0 0													
Inning Stats	R: 0 E: 1 K: 0 S: 7	H: 2 LOB: 1 BB: 0 P: 9	R: 1 E: 0 K: 2 S: 9	H: 1 LOB: 0 BB: 0 P: 14	R: 2 E: 0 K: 1 S: 15	H: 3 LOB: 2 BB: 1 P: 28	R: 0 E: 0 K: 0 S: 7	H: 0 LOB: 0 BB: 0 P: 13	R: 1 E: 0 K: 1 S: 8	H: 2 LOB: 1 BB: 0 P: 11		R: 0 E: 0 K: 1 S: 6	H: 0 LOB: 0 BB: 0 P: 8	R: 1 E: 0 K: 1 S: 15	H: 2 LOB: 2 BB: 1 P: 30	R: 4 E: 1 K: 1 S: 13	H: 4 LOB: 2 BB: 1 P: 28	R: 3 E: 0 K: 0 S: 11	H: 3 LOB: 1 BB: 0 P: 25	1B: 12 2B: 3 3B: 1 HR: 2	SF: 2 SAC: 0 DP: 1 HBP: 2	WP: 1 PA: 48 PB: 0 SB: 1 CS: 0	
PITCHER	IP WLS BF H R ER SO BB IBB HBP BLK WP HR S P ERA WHIP											PITCHER	IP WLS BF H R ER SO BB IBB HBP BLK WP HR S P ERA WHIP										
Oliver Pérez, L ERA: 5.4	5.0 L 23 8 4 4 4 4 1 0 0 0 0 0 2 46 75 7.20 1.800											Duaner Sanchez, R ERA: 16.5	1.0 7 3 3 3 0 0 0 0 1 0 0 0 14 22 5.40 0.600										
Nelson Figueroa, R ERA: 3.75	6.1 2 6 1 1 1 1 0 0 0 0 0 0 0 14 22 5.40 0.600																						
Joe Beimel, L ERA: 5.34	7.1 0.0 2 1 0 0 0 1 0 0 0 0 0 0 3 6 0.00 0.000																						
Mike Lincoln, R ERA: 5.51	7.1 0.1 1 0 0 0 1 0 0 0 0 0 0 0 3 6 0.00 0.000																						
Mark Corey, R ERA: 5.84	8.1 1.0 9 4 4 4 1 1 0 1 0 0 0 0 13 28 36.00 5.000																						


AB	41
R	12
H	17
RBI	12
BB	3
SO	7
LOB	15



Batter	1	2	3	4	5	6	7	8	9	AB R H RBI BB SO LOB	BOTTOM												
Tike Redman, L OBP: 0.326, SLG: 0.470	2-2 S 1B		2-1 F9		0-0 F8		2-0 G4-3		0-2 G4-3	5 1 1 0 0 0 2	Cincinnati Reds @ Pittsburgh Pirates PNC Park, Pittsburgh, PA Tue Sep 16 2003, 7:05 PM EDT Att: 11,995 - Cloudy - 71 F												
Abraham Nunez, S OBP: 0.313, SLG: 0.343 Mark Corey, R	0-0 F8		1-2 G4-3			3-2 P6			1-1 G4-3	3 0 0 0 1 0 1 0 0 0 0 0 0 0 0 0 0 0 0 0 0 1 0 0 0 0 0 0													
Duaner Sanchez, R Carlos Rivera, L	1-2 P3			2-0 F8		0-0 E S 1B		0-2 G1-3		4 0 1 0 0 0 3													
18 Jason Kendall, R OBP: 0.400, SLG: 0.412	1-2 P3				3-2 P4		3-3 SAFE K		2-1 CS 1B	4 0 2 1 0 1 1													
Reggie Sanders, R OBP: 0.345, SLG: 0.567	3-2 1H 1B			0-1 G3		1-1 G4-3		3-3 K	1-2 K	4 0 0 0 0 1 3													
Matt Stairs, L OBP: 0.386, SLG: 0.556	3-2 P2									4 0 0 0 0 1 3													
Craig Wilson, R OBP: 0.370, SLG: 0.541		1-2 G5-3			0-0 G6-3 2B		3-2 3B 1B	3-2 E5 BB		4 2 2 0 0 0 0													
Rob Mackowiak, L OBP: 0.333, SLG: 0.448		0-1 G3-1			1-2 F9		2-1 1H 3B	4-2 FC6-4 BB		3 1 1 1 1 0 1													
2 Jack Wilson, R OBP: 0.299, SLG: 0.345		1-2 G6-3			3-1 WP 1B		1-0 G4-3 SH1-4 1B	1-2 FC6-4		4 0 2 1 0 0 2													
Oliver Pérez, L J.J. O'Day, R Nelson Figueroa, R Joe Beimel, L Mike Lincoln, R Jeff Reiboutet, R			1-2 G6-3		2-0 G6-3		3-3 SH1-4		2-3 K	1 0 0 0 0 0 0 0 1 0 0 0 1 0 0 1 0 1 0 0 0 0 1 0 0													
Inning Stats	R: 1 E: 0 K: 0 S: 14	H: 2 LOB: 1 BB: 0 P: 23	R: 0 E: 0 K: 0 S: 8	H: 0 LOB: 0 BB: 0 P: 10	R: 0 E: 0 K: 0 S: 9	H: 0 LOB: 0 BB: 0 P: 13	R: 0 E: 0 K: 0 S: 9	H: 0 LOB: 0 BB: 0 P: 14	R: 1 E: 0 K: 1 S: 15	H: 1 LOB: 1 BB: 0 P: 22	R: 2 E: 0 K: 0 S: 12	H: 3 LOB: 2 BB: 1 P: 24	R: 0 E: 1 K: 1 S: 17	H: 1 LOB: 2 BB: 1 P: 30	R: 0 E: 0 K: 1 S: 8	H: 0 LOB: 0 BB: 0 P: 11	1B: 7 2B: 1 3B: 1 HR: 0	SF: 0 SAC: 1 DP: 0 HBP: 0	WP: 1 PA: 38 PB: 0 SB: 2 CS: 1				
PITCHER	IP WLS BF H R ER SO BB IBB HBP BLK WP HR S P ERA WHIP											PITCHER	IP WLS BF H R ER SO BB IBB HBP BLK WP HR S P ERA WHIP										
39 Aaron Harang, R ERA: 5.02	5.0 W 19 4 2 2 2 0 0 0 0 0 0 0 15 22 0.00 1.000																						
65 Scott Randall, R ERA: 5.79	1.0 H 4 1 0 0 1 0 0 0 0 0 0 0 6 12 ∞ ∞																						
John Riedling, R ERA: 5.09	7.1 0.0 3 3 2 2 0 0 0 0 0 0 0 6 12 ∞ ∞																						
Phil Norton, L ERA: 3.46	7.1 0.2 H 3 0 0 0 0 1 0 0 0 0 0 0 3 9 0.00 1.500																						
Brian Reith, R ERA: 4.56	7.1 2.1 S 9 1 0 0 2 1 0 0 0 0 0 0 28 44 0.00 0.857																						

AB	35
R	4
H	9
RBI	4
BB	2
SO	3
LOB	14



Batter	1	2	3	4	5	6	7	8	9	AB	R	H	RBI	BB	SO	LOB	TOP					
Ray Olmedo, S (1, 6) OBP: 0.293, SLG: 0.293	G4-3			K		2-6		FC6-4		4	0	1	0	0	1	1	Cincinnati Reds @ Pittsburgh Pirates PNC Park, Pittsburgh, PA Thu Sep 18 2003, 12:35 PM EDT Att: 10,390 - Cloudy - 65 F					
Juan Castro, R (1, 5) OBP: 0.296, SLG: 0.399	K			G5-3					G6-3	4	0	0	0	0	2	1						
D'Angelo Jimenez, S (1, 4) OBP: 0.352, SLG: 0.428	G4-3			G1-3						3	0	1	0	1	0	0						
Russell Branyan, L (1, 3) OBP: 0.347, SLG: 0.462			K		P6					3	0	0	0	1	2	1						
Wily Mo Peña, R (1, 8) OBP: 0.260, SLG: 0.353	G5-3				F8					4	0	0	0	0	1	4						
Dermell Stenson, L (1, 9) OBP: 0.333, SLG: 0.391	G5-3				G6-3					3	0	0	0	0	0	3						
37 Stephen Smitherman, R (1, 7) OBP: 0.200, SLG: 0.262						F9				3	0	0	0	0	0	0						
Corky Miller, R (1, 2) OBP: 0.406, SLG: 0.308						G6-3				3	0	1	0	0	0	0						
John Bale, L (1, 1) 65 Scott Randall, R (3, 1) John Riedling, R (6, 1) Phil Norton, L (7, 1) Eric Valent, L (8, PH) Chris Reitsma, R (8, 1)						G3				1	0	0	0	0	0	0						
Inning Stats	R: 0 E: 0 K: 1 S: 9	H: 0 LOB: 0 BB: 0 P: 15	R: 0 E: 0 K: 1 S: 5	H: 0 LOB: 0 BB: 0 P: 6	R: 0 E: 0 K: 0 S: 10	H: 0 LOB: 0 BB: 0 P: 15	R: 0 E: 0 K: 1 S: 11	H: 0 LOB: 0 BB: 0 P: 13	R: 0 E: 0 K: 0 S: 6	H: 1 LOB: 0 BB: 0 P: 10	R: 0 E: 0 K: 0 S: 8	H: 1 LOB: 3 BB: 2 P: 11	R: 0 E: 0 K: 1 S: 13	H: 1 LOB: 3 BB: 2 P: 24	R: 0 E: 0 K: 1 S: 8	H: 1 LOB: 1 BB: 0 P: 11	R: 0 E: 0 K: 2 S: 8	H: 1 LOB: 1 BB: 0 P: 16	1B: 3 2B: 0 3B: 1 HR: 0	SF: 0 SAC: 0 DP: 0 HBP: 0	WP: 0 PB: 0 SB: 0 CS: 0	PA: 32
PITCHER	IP WLS BF H R ER SO BB IBB HBP BLK WP HR S P ERA WHIP																					
Kip Wells, R (1, 1) ERA: 3.38	7.0 W 25 2 0 0 4 2 0 0 0 0 0 0 62 94 0.00 0.571																					
Brian Meadows, R (8, 1) ERA: 4.81	2.0 8 2 0 0 3 0 0 0 0 0 0 0 16 27 0.00 1.000																					

Batter	1	2	3	4	5	6	7	8	9	AB	R	H	RBI	BB	SO	LOB	BOTTOM					
Jeff Reboulet, R (1, 4) OBP: 0.325, SLG: 0.337	G5-3		G6-3							4	1	2	1	1	0	0	Cincinnati Reds @ Pittsburgh Pirates PNC Park, Pittsburgh, PA Thu Sep 18 2003, 12:35 PM EDT Att: 10,390 - Cloudy - 65 F					
Tike Redman, L (1, 8) OBP: 0.345, SLG: 0.479	G5-3									5	1	3	0	0	0	2						
18 Jason Kendall, R (1, 2) OBP: 0.402, SLG: 0.416	G5-3									5	1	2	1	0	1	3						
Craig Wilson, R (1, 3) OBP: 0.369, SLG: 0.529		G1-4-3								1	1	0	0	2	0	0						
Jason Bay, R (1, 7) OBP: 0.409, SLG: 0.527										1	0	0	0	1	1	1						
Rob Mackowiak, L (6, PH) OBP: 0.335, SLG: 0.444										1	0	0	1	1	1	3						
J.J. Davis, R (1, 9) OBP: 0.320, SLG: 0.391										2	0	0	0	0	1	1						
Matt Stairs, L (6, PH) OBP: 0.394, SLG: 0.575										2	1	2	2	0	0	0						
José Hernández, R (1, 5) OBP: 0.288, SLG: 0.351										4	1	1	0	0	2	3						
2 Jack Wilson, R (1, 6) OBP: 0.300, SLG: 0.349										4	0	1	0	0	2	2						
Kip Wells, R (1, 1) ERA: 4.47										2	0	0	0	0	0	0						
65 Scott Randall, R (3, 1) ERA: 6.75										1	1	1	0	0	0	0						
John Riedling, R (6, 1) ERA: 5.12										0	0	0	0	0	0	0						
Phil Norton, L (7, 1) ERA: 3.38										0	0	0	0	0	0	0						
Chris Reitsma, R (8, 1) ERA: 4.16										0	0	0	0	0	0	0						
Inning Stats	R: 0 E: 0 K: 0 S: 12	H: 0 LOB: 0 BB: 0 P: 17	R: 0 E: 0 K: 1 S: 12	H: 0 LOB: 1 BB: 1 P: 19	R: 0 E: 0 K: 1 S: 16	H: 0 LOB: 0 BB: 0 P: 23	R: 0 E: 0 K: 1 S: 8	H: 1 LOB: 1 BB: 0 P: 13	R: 0 E: 0 K: 2 S: 9	H: 1 LOB: 1 BB: 0 P: 14	R: 4 E: 0 K: 0 S: 14	H: 3 LOB: 1 BB: 3 P: 30	R: 1 E: 0 K: 2 S: 20	H: 3 LOB: 3 BB: 1 P: 32	R: 2 E: 1 K: 1 S: 16	H: 4 LOB: 2 BB: 0 P: 21	R: 2 E: 1 K: 1 S: 16	H: 4 LOB: 2 BB: 0 P: 21	1B: 11 2B: 1 3B: 0 HR: 0	SF: 0 SAC: 1 DP: 2 HBP: 1	WP: 2 PB: 0 SB: 0 CS: 0	PA: 39
PITCHER	IP WLS BF H R ER SO BB IBB HBP BLK WP HR S P ERA WHIP																					
John Bale, L (1, 1) ERA: 4.47	3.1 L 18 5 4 4 4 2 1 1 0 1 0 45 78 10.80 2.100																					
65 Scott Randall, R (3, 1) ERA: 6.75	1.1 7 3 1 1 1 1 0 0 0 0 0 19 30 6.75 3.000																					
John Riedling, R (6, 1) ERA: 5.12	0.1 1 0 0 0 1 0 0 0 0 0 0 3 4 0.00 0.000																					
Phil Norton, L (7, 1) ERA: 3.38	1.0 7 4 2 2 1 0 0 0 0 0 0 16 21 18.00 4.000																					
Chris Reitsma, R (8, 1) ERA: 4.16																						

Batter	1	2	3	4	5	6	7	8	9	AB	R	H	RBI	BB	SO	LOB	TOP					
6 Ryan Freel, R OBP: 0.376, SLG: 0.500	L5		G3-1 1-3 3-H 2B		L5		K		K	5	0	1	1	0	2	2	Cincinnati Reds @ Philadelphia Phillies Veterans Stadium, Philadelphia, PA Fri Sep 19 2003, 7:05 PM EDT Att: 30,191 - Cloudy - 78 F					
Juan Castro, R OBP: 0.295, SLG: 0.394	K		G3-1				G5-3		P3	4	0	0	1	1	1	2						
D'Angelo Jimenez, S OBP: 0.354, SLG: 0.428									F8	3	0	1	0	2	1	3						
Sean Casey, L OBP: 0.349, SLG: 0.398	K2-3		P5		G1-3		K			4	0	0	0	0	2	6						
Wily Mo Peña, R OBP: 0.267, SLG: 0.379		F8	P3							4	1	2	1	0	0	2						
Jason LaRue, R OBP: 0.317, SLG: 0.428					G6-3				HR	3	0	0	0	1	1	0						
Ruben Mateo, R OBP: 0.295, SLG: 0.335									K	4	0	0	0	0	4	2						
Ray Olmedo, S OBP: 0.292, SLG: 0.289					G3-1				K	3	1	0	0	1	2	2						
Josh Hall, R OBP: 0.167, SLG: 0.167										1	1	1	0	0	0	0						
Tim Hummel, R OBP: 0.289, SLG: 0.391										1	0	0	0	0	1	2						
71 Juan Cerros, R OBP: 0.282, SLG: 0.225										0	0	0	0	0	0	0						
Brian Reith, R OBP: 0.282, SLG: 0.225										0	0	0	0	0	0	0						
Eric Valent, L OBP: 0.282, SLG: 0.225										0	0	0	0	1	0	0						
Inning Stats	R: 0 E: 0 K: 2 S: 11	H: 1 LOB: 1 BB: 0 P: 18	R: 0 E: 0 K: 1 S: 7	H: 0 LOB: 0 BB: 0 P: 10	R: 2 E: 1 K: 0 S: 16	H: 1 LOB: 2 BB: 2 P: 28	R: 0 E: 0 K: 1 S: 9	H: 0 LOB: 0 BB: 0 P: 11	R: 0 E: 0 K: 1 S: 13	H: 1 LOB: 2 BB: 1 P: 22	R: 0 E: 0 K: 3 S: 15	H: 1 LOB: 1 BB: 1 P: 23	R: 0 E: 0 K: 3 S: 10	H: 0 LOB: 1 BB: 1 P: 22	R: 1 E: 0 K: 3 S: 10	H: 1 LOB: 0 BB: 0 P: 16	R: 0 E: 0 K: 1 S: 14	H: 0 LOB: 1 BB: 1 P: 23	1B: 3 2B: 1 3B: 0 HR: 1	SF: 0 SAC: 1 DP: 0 HBP: 0	WP: 0 PB: 0 SB: 2 CS: 0	PA: 39
PITCHER	IP WLS BF H R ER SO BB IBB HBP BLK WP HR S P ERA WHIP																					
Randy Wolf, L ERA: 4.13	(1, 1) 6.0 W 27 4 2 2 8 4 0 0 0 0 0 0 71 112 3.00 1.333																					
Turk Wendell, R ERA: 3.54	(7, 1) 0.2 3 0 0 0 1 1 0 0 0 0 0 0 6 16 0.00 1.500																					
Dan Plesac, L ERA: 2.87	(7, 1) 1.1 5 1 1 1 4 0 0 0 0 0 0 1 14 22 6.75 0.750																					
Mike Williams, R ERA: 5.92	(9, 1) 1.0 4 0 0 0 1 1 0 0 0 0 0 0 14 23 0.00 1.000																					

Batter	1	2	3	4	5	6	7	8	9	AB	R	H	RBI	BB	SO	LOB	BOTTOM			
Marlon Byrd, R OBP: 0.364, SLG: 0.423	F8 HR									3	1	2	2	1	1	0	Cincinnati Reds @ Philadelphia Phillies Veterans Stadium, Philadelphia, PA Fri Sep 19 2003, 7:05 PM EDT Att: 30,191 - Cloudy - 78 F			
Placido Polanco, R OBP: 0.352, SLG: 0.451	G6-3									4	0	0	0	0	0	4				
Bobby Abreu, L OBP: 0.413, SLG: 0.479										1	2	0	0	3	0	0				
Jim Thome, L OBP: 0.389, SLG: 0.567	F8									4	0	1	1	0	2	3				
Mike Lieberthal, R OBP: 0.384, SLG: 0.469										4	2	2	4	0	0	1				
11 Jimmy Rollins, S OBP: 0.321, SLG: 0.390	G3-1									3	1	1	0	1	0	0				
Pat Burrell, R OBP: 0.312, SLG: 0.413										4	0	0	0	0	1	2				
26 Chase Utley, L OBP: 0.318, SLG: 0.385										3	1	1	0	1	0	1				
Randy Wolf, L OBP: 0.240, SLG: 0.281										2	0	0	0	0	1	2				
Ricky Ledlow, L OBP: 0.339, SLG: 0.490										1	0	0	0	0	0	2				
Turk Wendell, R ERA: 3.54										0	0	0	0	0	0	0				
Dan Plesac, L ERA: 2.87										0	0	0	0	0	0	0				
Nick Punto, S OBP: 0.271, SLG: 0.272										1	0	0	0	0	0	0				
Mike Williams, R ERA: 5.92										0	0	0	0	0	0	0				
Inning Stats	R: 3 E: 0 K: 0 S: 10	H: 1 LOB: 0 BB: 2 P: 21	R: 1 E: 0 K: 0 S: 8	H: 2 LOB: 1 BB: 0 P: 8	R: 0 E: 0 K: 1 S: 8	H: 0 LOB: 0 BB: 1 P: 16	R: 0 E: 0 K: 1 S: 13	H: 1 LOB: 1 BB: 0 P: 19	R: 1 E: 0 K: 1 S: 14	H: 1 LOB: 2 BB: 1 P: 24	R: 1 E: 0 K: 1 S: 22	H: 1 LOB: 0 BB: 2 P: 32	R: 1 E: 0 K: 1 S: 10	H: 1 LOB: 0 BB: 0 P: 21	R: 0 E: 0 K: 0 S: 10	H: 0 LOB: 0 BB: 0 P: 14	1B: 3 2B: 2 3B: 1 HR: 2	SF: 0 SAC: 0 DP: 1 HBP: 0	WP: 0 PB: 0 SB: 2 CS: 1	PA: 36
PITCHER	IP WLS BF H R ER SO BB IBB HBP BLK WP HR S P ERA WHIP																			
Josh Hall, R ERA: 6.14	(1, 1) 5.0 L 23 5 5 5 3 4 0 0 0 0 0 0 22 32 9.00 1.800																			
71 Juan Cerros, R ERA: 9.0	(6, 1) 1.0 6 1 1 1 1 2 0 0 0 0 0 0 22 32 9.00 3.000																			
Brian Reith, R ERA: 4.55	(7, 1) 2.0 7 1 1 1 1 0 0 0 0 0 0 1 20 35 4.50 0.500																			

Batter	1	2	3	4	5	6	7	8	9	AB	R	H	RBI	BB	SO	LOB	TOP											
6 Ryan Freel, R OBP: 0.372, SLG: 0.491	F9		K		E5		FC6			4	0	1	1	0	1	2	Cincinnati Reds @ Philadelphia Phillies Veterans Stadium, Philadelphia, PA Sat Sep 20 2003, 7:05 PM EDT Att: 35,239 - Sunny - 80 F											
Juan Castro, R OBP: 0.291, SLG: 0.389	K		P4		G4-3		L7			4	0	0	0	0	1	4												
D'Angelo Jimenez, S OBP: 0.352, SLG: 0.425	K			G4-3	F7		K			4	0	0	0	0	2	3												
Sean Casey, L OBP: 0.348, SLG: 0.399		K		G4-3	G1-3		K			4	1	1	0	0	2	0												
Russell Branyan, L OBP: 0.339, SLG: 0.450		K		G4-3	K		K			4	0	0	0	0	3	1												
Wily Mo Peña, R OBP: 0.273, SLG: 0.378				HBP	G6-3		P4			3	0	1	1	1	0	0												
Jason LaRue, R OBP: 0.319, SLG: 0.427				HBP			E			3	1	1	0	0	2	1												
Ray Olmedo, S OBP: 0.292, SLG: 0.288			F7	G3-1	E5		G6-3			4	0	1	0	0	0	2												
Todd Van Poppel, R OBP: 0.125, SLG: 0.125					P4-3		P4-3			3	0	1	0	0	0	2												
Phil Norton, R OBP: 0.329, SLG: 0.385										0	0	0	0	0	0	0												
Chris Reitsma, R OBP: 0.125, SLG: 0.125										1	0	0	0	0	0	0												
Inning Stats	R: 0 E: 0 K: 2 S: 7	H: 0 LOB: 0 BB: 0 P: 10	R: 0 E: 0 K: 3 S: 11	H: 0 LOB: 1 BB: 1 P: 21	R: 0 E: 0 K: 1 S: 9	H: 1 LOB: 1 BB: 0 P: 11	R: 1 E: 0 K: 0 S: 9	H: 2 LOB: 2 BB: 0 P: 16	R: 0 E: 1 K: 0 S: 6	H: 0 LOB: 1 BB: 0 P: 9	R: 0 E: 0 K: 1 S: 6	H: 0 LOB: 0 BB: 0 P: 9	R: 1 E: 1 K: 1 S: 8	H: 2 LOB: 2 BB: 0 P: 10	R: 0 E: 0 K: 2 S: 12	H: 0 LOB: 0 BB: 0 P: 18	R: 0 E: 0 K: 1 S: 6	H: 0 LOB: 0 BB: 0 P: 8	1B: 5 2B: 1 3B: 0 HR: 0	SF: 0 SAC: 0 DP: 0 HBP: 1	WP: 0 PB: 0 SB: 0 CS: 0	PA: 36						
PITCHER	IP	WLS	BF	H	R	ER	SO	BB	IBB	HBP	BLK	WP	HR	S	P	ERA	WHIP											
Amaury Telemaco, R ERA: 3.53	(1, 1)	7.0	L	30	6	2	1	8	1	0	1	0	0	0	56	86	1.29	1.000										
Dan Plesac, L ERA: 2.79	(8, 1)	1.0		3	0	0	0	2	0	0	0	0	0	0	12	18	0.00	0.000										
Mike Williams, R ERA: 5.82	(9, 1)	1.0		3	0	0	0	1	0	0	0	0	0	6	8	0.00	0.000											

AB	34
R	2
H	6
RBI	2
BB	1
SO	11
LOB	15



Batter	1	2	3	4	5	6	7	8	9	AB	R	H	RBI	BB	SO	LOB	BOTTOM										
Marlon Byrd, R OBP: 0.365, SLG: 0.423	L4		F9			G5-4-3				3	0	1	0	1	0	1	Cincinnati Reds @ Philadelphia Phillies Veterans Stadium, Philadelphia, PA Sat Sep 20 2003, 7:05 PM EDT Att: 35,239 - Sunny - 80 F										
Placido Polanco, R OBP: 0.350, SLG: 0.447	L4		F8			G5-4-3		BB		4	0	0	0	0	1	3											
Bobby Abreu, L OBP: 0.411, SLG: 0.476	L8			G3		K		G3		4	0	0	0	0	1	1											
Jim Thome, L OBP: 0.388, SLG: 0.564		P4		K		FC5		K		3	0	0	0	1	2	0											
Mike Lieberthal, R OBP: 0.383, SLG: 0.467		K		FC4-6		K		G4-3		4	0	1	0	0	2	1											
Ricky Ledee, L OBP: 0.342, SLG: 0.488				FC4-6				K		3	0	1	0	1	1	1											
11 Jimmy Rollins, S OBP: 0.319, SLG: 0.388			L8		G6-3		P2			3	0	0	0	0	0	3											
26 Chase Utley, L OBP: 0.313, SLG: 0.378										2	0	0	0	0	1	0											
Jason Michaels, R OBP: 0.412, SLG: 0.553			K		F8		FC5			1	0	0	0	0	0	2											
Dan Plesac, L ERA: 3.0										0	0	0	0	0	0	0											
Mike Williams, R ERA: 4.11										0	0	0	0	0	0	0											
Amaury Telemaco, R OBP: 0.286, SLG: 0.500										2	0	1	0	0	0	0											
Tomas Perez, S OBP: 0.327, SLG: 0.395								G6-3		1	0	0	0	0	0	0											
Inning Stats	R: 0 E: 0 K: 0 S: 7	H: 0 LOB: 0 BB: 0 P: 12	R: 0 E: 0 K: 1 S: 9	H: 1 LOB: 1 BB: 0 P: 13	R: 0 E: 0 K: 1 S: 11	H: 1 LOB: 1 BB: 0 P: 14	R: 0 E: 0 K: 1 S: 14	H: 1 LOB: 1 BB: 0 P: 21	R: 0 E: 0 K: 0 S: 8	H: 0 LOB: 0 BB: 0 P: 12	R: 0 E: 0 K: 1 S: 8	H: 1 LOB: 0 BB: 0 P: 12	R: 0 E: 0 K: 1 S: 9	H: 0 LOB: 2 BB: 2 P: 20	R: 0 E: 0 K: 1 S: 11	H: 0 LOB: 1 BB: 1 P: 16	R: 0 E: 0 K: 2 S: 8	H: 0 LOB: 0 BB: 0 P: 13	1B: 3 2B: 1 3B: 0 HR: 0	SF: 0 SAC: 0 DP: 1 HBP: 0	WP: 0 PB: 0 SB: 0 CS: 0	PA: 33					
PITCHER	IP	WLS	BF	H	R	ER	SO	BB	IBB	HBP	BLK	WP	HR	S	P	ERA	WHIP										
Todd Van Poppel, R ERA: 5.53	(1, 1)	6.1	W	24	4	0	0	5	2	0	0	0	0	61	98	0.00	0.947										
Phil Norton, L ERA: 3.0	(7, 1)	1.2	H	6	0	0	0	1	1	0	0	0	0	16	22	0.00	0.600										
Chris Reitsma, R ERA: 4.11	(9, 1)	1.0	S	3	0	0	0	2	0	0	0	0	0	8	13	0.00	0.000										



Batter	1	2	3	4	5	6	7	8	9	AB	R	H	RBI	BB	SO	LOB	TOP					
6 Ryan Freel, R OBP: 0.373, SLG: 0.487	E1 1B	G4-6-3 1-2			K2-3		1B 1B 1B		FC6-4 1B	5	1	2	0	0	1	2	Cincinnati Reds @ Philadelphia Phillies Veterans Stadium, Philadelphia, PA Sun Sep 21 2003, 1:35 PM EDT Att: 57,883 - Cloudy - 73 F					
Tim Hummel, R OBP: 0.296, SLG: 0.392 Chris Reitsma, R OBP: 0.125, SLG: 0.125	1B		G6-3		G1-3		1B 1B	FC6-4 1-2	FC6-4 1-2	5	0	2	1	0	0	1						
D'Angelo Jimenez, S OBP: 0.352, SLG: 0.426	1B					2B	1B		G6-3	5	1	2	0	0	2	3						
Sean Casey, L OBP: 0.349, SLG: 0.401	1B				F8	2B	G4-3			4	0	2	2	0	0	3						
Russell Branyan, L OBP: 0.331, SLG: 0.438									L8	4	0	0	0	0	3	3						
Wily Mo Peña, R OBP: 0.272, SLG: 0.370										3	0	0	0	1	2	3						
Corky Miller, R OBP: 0.429, SLG: 0.296 Eric Valent, L OBP: 0.262, SLG: 0.225 Jason LaRue, R OBP: 0.321, SLG: 0.427										1	0	0	0	2	0	1						
Ray Olmedo, S OBP: 0.291, SLG: 0.284										0	1	0	0	0	0	0						
39 Aaron Harang, R OBP: 0.269, SLG: 0.059 Dan Serafini, S OBP: 0.138, SLG: 0.049 Dermel Stenson, L OBP: 0.235, SLG: 0.235 Phil Norton, R OBP: 0.333 Ruben Mateo, R OBP: 0.296, SLG: 0.333 Juan Castro, R OBP: 0.291, SLG: 0.389										0	0	0	0	0	0	0						
Inning Stats	R: 1 E: 1 K: 3 S: 15	H: 2 LOB: 2 BB: 0 P: 23	R: 0 E: 0 K: 1 S: 10	H: 0 LOB: 1 BB: 2 P: 18	R: 0 E: 0 K: 1 S: 7	H: 0 LOB: 0 BB: 0 P: 10	R: 0 E: 0 K: 1 S: 11	H: 0 LOB: 0 BB: 1 P: 20	R: 0 E: 0 K: 2 S: 9	H: 0 LOB: 0 BB: 0 P: 9	R: 1 E: 0 K: 1 S: 12	H: 2 LOB: 1 BB: 0 P: 17	R: 2 E: 0 K: 0 S: 13	H: 4 LOB: 3 BB: 1 P: 25	R: 0 E: 0 K: 1 S: 6	H: 0 LOB: 1 BB: 0 P: 10		R: 0 E: 0 K: 1 S: 7	H: 1 LOB: 1 BB: 0 P: 9	1B: 6 2B: 3 3B: 0 HR: 0	SF: 0 SAC: 0 DP: 2 HBP: 0	WP: 0 PB: 0 SB: 0 CS: 1
PITCHER	IP WLS BF H R ER SO BB IBB HBP BLK WP HR S P ERA WHIP																					
Vicente Padilla, R ERA: 3.57	(1, 1) 6.1 L 29 7 4 3 9 4 0 0 0 0 0 0 0 73 114 4.26 1.737																					
Turk Wendell, R ERA: 3.54	(7, 1) 0.0 1 1 0 0 0 0 0 0 0 0 0 0 2 4 ∞ ∞																					
Dan Plesac, L ERA: 2.73	(7, 1) 0.2 1 0 0 0 0 0 0 0 0 0 0 0 2 4 0.00 0.000																					
Rheal Cormier, L ERA: 1.74	(8, 1) 2.0 8 1 0 0 2 1 0 0 0 0 0 0 13 19 0.00 1.000																					

AB	34
R	4
H	9
RBI	4
BB	5
SO	11
LOB	20



Batter	1	2	3	4	5	6	7	8	9	AB	R	H	RBI	BB	SO	LOB	BOTTOM			
Marlon Byrd, R OBP: 0.366, SLG: 0.423	G6-4-3 1B		L1		S 1B			K		4	0	2	0	0	1	0	Cincinnati Reds @ Philadelphia Phillies Veterans Stadium, Philadelphia, PA Sun Sep 21 2003, 1:35 PM EDT Att: 57,883 - Cloudy - 73 F			
Placido Polanco, R OBP: 0.348, SLG: 0.446	G6-4-3 1-2			1B HR	G5-3 1-2			F7		4	1	1	0	0	2					
Bobby Abreu, L OBP: 0.410, SLG: 0.474	K			1B HR			L8	G4-3		4	1	1	0	0	1					
Jim Thome, L OBP: 0.387, SLG: 0.567	K			HR			G1-3	G4-3		4	1	1	3	0	1					
Mike Lieberthal, R OBP: 0.380, SLG: 0.463		F8		G3			G6-3	F7		4	0	0	0	0	0					
Ricky Ledee, L OBP: 0.338, SLG: 0.482 Nick Punto, S OBP: 0.273, SLG: 0.272 Jason Michaels, R OBP: 0.417, SLG: 0.567		G6-3		P6			K FC4-6	2B		3	0	0	0	0	1					
11 Jimmy Rollins, S OBP: 0.319, SLG: 0.386				G4-3			K	BB		3	0	0	0	1	2					
Tomas Perez, S OBP: 0.323, SLG: 0.389				G3			FC4-6 1-2	K		4	0	0	0	0	1					
Vicente Padilla, R OBP: 0.153, SLG: 0.062 Turk Wendell, L OBP: 0.138, SLG: 0.049 Dan Plesac, L OBP: 0.235, SLG: 0.235 26 Chase Utley, L OBP: 0.311, SLG: 0.375 Rheal Cormier, L OBP: 0.697, SLG: 0.500				G6-3			G6-3			2	0	0	0	0	0					
Inning Stats	R: 0 E: 0 K: 2 S: 19	H: 1 LOB: 1 BB: 0 P: 30	R: 0 E: 0 K: 1 S: 9	H: 0 LOB: 0 BB: 0 P: 12	R: 0 E: 0 K: 0 S: 6	H: 0 LOB: 0 BB: 0 P: 11	R: 3 E: 0 K: 0 S: 14	H: 3 LOB: 0 BB: 0 P: 22	R: 0 E: 0 K: 0 S: 5	H: 0 LOB: 0 BB: 0 P: 7	R: 0 E: 0 K: 2 S: 12	H: 0 LOB: 1 BB: 0 P: 16	R: 0 E: 0 K: 1 S: 9	H: 0 LOB: 0 BB: 0 P: 10	R: 0 E: 0 K: 1 S: 11	H: 1 LOB: 2 BB: 1 P: 18		1B: 4 2B: 1 3B: 0 HR: 1	SF: 0 SAC: 0 DP: 0 HBP: 0	WP: 1 PB: 0 SB: 1 CS: 0
PITCHER	IP WLS BF H R ER SO BB IBB HBP BLK WP HR S P ERA WHIP																			
39 Aaron Harang, R ERA: 5.05	(1, 1) 5.0 W 3 0 0 3 3 0 0 0 0 0 0 0 5 7 0.00 0.000																			
Dan Serafini, L ERA: 5.92	(6, 1) 1.0 W 3 0 0 0 0 0 0 0 0 0 0 0 5 7 0.00 0.000																			
John Riedling, R ERA: 5.03	(7, 1) 1.2 H 6 0 0 0 3 0 0 0 0 0 1 0 17 21 0.00 0.000																			
Phil Norton, L ERA: 2.93	(8, 1) 0.1 H 1 0 0 0 0 0 0 0 0 0 0 0 4 5 0.00 0.000																			
Chris Reitsma, R ERA: 4.08	(9, 1) 1.0 S 5 1 0 0 1 1 0 0 0 0 0 0 0 11 18 0.00 2.000																			

AB	34
R	3
H	6
RBI	3
BB	1
SO	7
LOB	9



Batter	1	2	3	4	5	6	7	8	9	AB	R	H	RBI	BB	SO	LOB	TOP					
Kenny Lofton, L OBP: 0.346, SLG: 0.445 (1, 8)										3	1	2	1	0	1	0	Chicago Cubs @ Cincinnati Reds Great American Ball Park, Cincinnati, OH Tue Sep 23 2003, 7:10 PM EDT Att: 26,124 - Sunny - 64 F					
Mark Grudzielanek, R OBP: 0.366, SLG: 0.415 (1, 4)										4	1	1	2	0	0	1						
Moises Alou, R OBP: 0.358, SLG: 0.466 (1, 7)										4	1	1	1	0	1	1						
Sammy Sosa, R OBP: 0.359, SLG: 0.538 (1, 9)										4	0	0	0	0	0	2						
16 Aramis Ramirez, R OBP: 0.327, SLG: 0.470 (1, 5)										4	1	2	2	0	0	0						
Randall Simon, L OBP: 0.305, SLG: 0.426 (1, 3)										4	0	0	0	0	0	1						
Alex Gonzalez, R OBP: 0.293, SLG: 0.402 (1, 6)										4	0	0	0	0	1	1						
Damian Miller, R OBP: 0.310, SLG: 0.363 (1, 2)										4	1	1	0	0	1	0						
34 Kerry Wood, R OBP: 0.177, SLG: 0.279 (1, 1)										2	1	1	0	0	0	0						
Kyle Farnsworth, R (8, 1)										0	0	0	0	0	0	0						
Mike Remlinger, L (9, 1)										0	0	0	0	0	0	0						
Inning Stats	R: 0 E: 0 K: 0 S: 9	H: 1 LOB: 1 BB: 0 P: 15	R: 0 E: 0 K: 0 S: 8	H: 0 LOB: 0 BB: 0 P: 12	R: 0 E: 0 K: 2 S: 9	H: 0 LOB: 0 BB: 0 P: 14	R: 0 E: 0 K: 0 S: 8	H: 0 LOB: 0 BB: 0 P: 11	R: 1 E: 0 K: 0 S: 4	H: 1 LOB: 0 BB: 0 P: 8	R: 4 E: 0 K: 0 S: 15	H: 5 LOB: 1 BB: 0 P: 22	R: 1 E: 0 K: 0 S: 6	H: 1 LOB: 0 BB: 0 P: 8	R: 0 E: 0 K: 1 S: 8	H: 0 LOB: 0 BB: 0 P: 11	R: 0 E: 0 K: 1 S: 6	H: 0 LOB: 0 BB: 0 P: 10	1B: 4 2B: 3 3B: 0 HR: 1	SF: 1 SAC: 1 DP: 0 HBP: 0	WP: 0 PB: 0 SB: 0 CS: 0	PA: 35
PITCHER	IP	WLS	BF	H	R	ER	SO	BB	IBB	HBP	BLK	WP	HR	S	P	ERA	WHIP					
65 Scott Randall, R ERA: 7.15 (1, 1)	5.1	L	23	7	5	5	2	0	0	0	0	0	1	49	76	8.44	1.312					
Dan Serafini, L ERA: 5.88 (6, 1)	1.2		6	1	1	1	0	0	0	0	0	0	0	10	14	5.40	0.600					
Brian Reith, R ERA: 4.47 (8, 1)	1.0		3	0	0	0	1	0	0	0	0	0	0	8	11	0.00	0.000					
71 Juan Cerros, R ERA: 7.88 (9, 1)	1.0		3	0	0	0	1	0	0	0	0	0	0	6	10	0.00	0.000					

AB	33
R	6
H	8
RBI	6
BB	0
SO	4
LOB	6



Batter	1	2	3	4	5	6	7	8	9	AB	R	H	RBI	BB	SO	LOB	BOTTOM				
6 Ryan Freel, R OBP: 0.362, SLG: 0.471 (1, 8)										4	0	0	0	0	2	0	Chicago Cubs @ Cincinnati Reds Great American Ball Park, Cincinnati, OH Tue Sep 23 2003, 7:10 PM EDT Att: 26,124 - Sunny - 64 F				
Tim Hummel, R OBP: 0.282, SLG: 0.372 (1, 5)										4	0	0	0	0	1	0					
D'Angelo Jimenez, S OBP: 0.351, SLG: 0.424 (1, 4)										3	0	0	0	1	1	0					
Sean Casey, L OBP: 0.349, SLG: 0.400 (1, 3)										4	0	1	0	0	0	1					
Russell Branyan, L OBP: 0.330, SLG: 0.429 (1, 7)										3	0	0	0	1	2	3					
Wily Mo Peña, R OBP: 0.278, SLG: 0.369 (1, 9)										3	0	1	0	1	2	0					
Jason LaRue, R OBP: 0.320, SLG: 0.423 (1, 2)										3	0	0	0	1	1	4					
Ray Olmedo, S OBP: 0.291, SLG: 0.281 (1, 6)										2	0	0	0	1	1	1					
65 Scott Randall, R OBP: 0.333, SLG: 0.333 (1, 1)										2	0	0	0	0	1	1					
Dan Serafini, S (6, 1)										0	0	0	0	0	0	0					
Dennell Stenson, L OBP: 0.333, SLG: 0.403 (7, PH)										1	0	0	0	0	1	3					
Brian Reith, R (8, 1)										0	0	0	0	0	0	0					
71 Juan Cerros, R (9, 1)										0	0	0	0	0	0	0					
Inning Stats	R: 0 E: 1 K: 2 S: 15	H: 0 LOB: 2 BB: 1 P: 24	R: 0 E: 0 K: 2 S: 11	H: 0 LOB: 1 BB: 1 P: 16	R: 0 E: 0 K: 2 S: 10	H: 0 LOB: 0 BB: 0 P: 16	R: 0 E: 0 K: 2 S: 11	H: 0 LOB: 0 BB: 0 P: 16	R: 0 E: 0 K: 1 S: 7	H: 0 LOB: 0 BB: 0 P: 11	R: 0 E: 0 K: 1 S: 14	H: 1 LOB: 3 BB: 2 P: 27	R: 0 E: 0 K: 0 S: 6	H: 0 LOB: 0 BB: 0 P: 12	R: 0 E: 0 K: 0 S: 13	H: 1 LOB: 1 BB: 1 P: 21	1B: 2 2B: 0 3B: 0 HR: 0	SF: 0 SAC: 0 DP: 1 HBP: 0	WP: 0 PB: 0 SB: 0 CS: 0	PA: 34	
PITCHER	IP	WLS	BF	H	R	ER	SO	BB	IBB	HBP	BLK	WP	HR	S	P	ERA	WHIP				
34 Kerry Wood, R ERA: 3.2 (1, 1)	7.0	W	27	1	0	0	12	4	0	0	0	0	0	78	122	0.00	0.714				
Kyle Farnsworth, R ERA: 3.36 (8, 1)	1.0		3	0	0	0	0	0	0	0	0	0	0	6	12	0.00	0.000				
Mike Remlinger, L ERA: 3.59 (9, 1)	1.0		4	1	0	0	0	1	0	0	0	0	0	13	21	0.00	2.000				

AB	29
R	0
H	2
RBI	0
BB	5
SO	12
LOB	13



Batter	1	2	3	4	5	6	7	8	9	AB	R	H	RBI	BB	SO	LOB	TOP										
Kenny Lofton, L OBP: 0.348, SLG: 0.446 (1, 8)										4	1	2	1	1	0	1	Chicago Cubs @ Cincinnati Reds Great American Ball Park, Cincinnati, OH Wed Sep 24, 2003, 7:10 PM EDT Att: 27,021 - Sunny - 78 F										
Doug Glanville, R OBP: 0.287, SLG: 0.347 (9, 8)										0	0	0	0	0	0	0											
Mark Grudzielanek, R OBP: 0.365, SLG: 0.415 (1, 4)										5	0	1	2	0	0	3											
Sammy Sosa, R OBP: 0.359, SLG: 0.542 Troy O'Leary, L OBP: 0.273, SLG: 0.357 (9, 7)										4	2	1	1	1	2	2											
Moises Alou, R OBP: 0.360, SLG: 0.464 Tom Goodwin, L OBP: 0.337, SLG: 0.373 (9, 9)										2	1	0	0	3	0	0											
16 Aramis Ramirez, R OBP: 0.326, SLG: 0.468 (1, 5)										5	0	1	1	0	0	3											
Randall Simon, L OBP: 0.305, SLG: 0.424 Eric Karros, R OBP: 0.340, SLG: 0.442 (9, PH) (9, 3)										4	1	1	0	0	0	1											
Alex Gonzalez, R OBP: 0.294, SLG: 0.400 (1, 6)										4	2	1	0	1	1	3											
Paul Bako, L OBP: 0.313, SLG: 0.332 (1, 2)										4	0	1	3	0	1	2											
Shawn Estes, R OBP: 0.214, SLG: 0.282 (1, 1)										4	1	2	0	0	0	1											
Inning Stats	R: 0 E: 0 K: 0 S: 11	H: 0 LOB: 2 BB: 2 P: 22	R: 1 E: 1 K: 0 S: 12	H: 2 LOB: 2 BB: 0 P: 15	R: 6 E: 1 K: 1 S: 21	H: 5 LOB: 1 BB: 2 P: 39	R: 0 E: 0 K: 0 S: 4	H: 0 LOB: 0 BB: 0 P: 5	R: 0 E: 0 K: 2 S: 9	H: 1 LOB: 1 BB: 0 P: 14	R: 0 E: 0 K: 1 S: 7	H: 0 LOB: 0 BB: 0 P: 14	R: 0 E: 0 K: 0 S: 10	H: 1 LOB: 1 BB: 0 P: 17	R: 0 E: 0 K: 0 S: 7	H: 0 LOB: 0 BB: 0 P: 9	R: 1 E: 0 K: 0 S: 8	H: 1 LOB: 1 BB: 2 P: 20	1B: 7 2B: 3 3B: 0 HR: 1	SF: 0 SAC: 0 DP: 1 HBP: 0	WP: 0 PB: 0 SB: 0 CS: 0	PA: 43					
PITCHER	IP	WLS	BF	H	R	ER	SO	BB	IBB	HBP	BLK	WP	HR	S	P	ERA	WHIP										
Josh Hall, R ERA: 6.57 (1, 1)	2.2	L	19	6	7	3	0	4	0	0	0	0	1	39	68	10.12	3.750										
Matt Belisle, R ERA: 5.87 (3, 1)	2.1		9	2	0	0	3	0	0	0	0	0	0	18	27	0.00	0.857										
71 Juan Cerros, R ERA: 5.73 (6, 1)	3.0		10	1	0	0	1	0	0	0	0	0	0	24	40	0.00	0.333										
Dan Serafini, L ERA: 6.0 (9, 1)	1.0		5	1	1	1	0	2	0	0	0	0	0	8	20	9.00	3.000										

AB 37
R 8
H 10
RBI 8
BB 6
SO 4
LOB 18



Batter	1	2	3	4	5	6	7	8	9	AB	R	H	RBI	BB	SO	LOB	BOTTOM										
6 Ryan Freel, R OBP: 0.358, SLG: 0.463 (1, 8)										4	0	1	0	0	0	0	Chicago Cubs @ Cincinnati Reds Great American Ball Park, Cincinnati, OH Wed Sep 24, 2003, 7:10 PM EDT Att: 27,021 - Sunny - 78 F										
Tim Hummel, R OBP: 0.292, SLG: 0.363 (1, 5)										2	0	0	0	2	0	0											
D'Angelo Jimenez, S OBP: 0.349, SLG: 0.421 (1, 4)										4	0	0	0	0	0	3											
Sean Casey, L OBP: 0.346, SLG: 0.398 (1, 3)										4	0	0	0	0	1	2											
Russell Branyan, L OBP: 0.328, SLG: 0.425 (1, 7)										4	0	1	0	0	1	2											
Wily Mo Peña, R OBP: 0.279, SLG: 0.368 (1, 9)										3	0	1	0	0	0	1											
Jason LaRue, R OBP: 0.320, SLG: 0.423 (1, 2)										3	0	1	0	0	0	1											
Ray Olmedo, S OBP: 0.288, SLG: 0.277 (1, 6)										3	0	0	0	0	0	2											
Josh Hall, R ERA: 6.57 (1, 1)										0	0	0	0	0	0	0											
37 Stephen Smitherman, R OBP: 0.167, SLG: 0.167 (0, PH) 71 Juan Cerros, R OBP: 0.279, SLG: 0.368 (6, 1) Ruben Mateo, R OBP: 0.292, SLG: 0.332 (8, PH) Dan Serafini, S ERA: 6.0 (9, 1)										1	0	0	0	0	0	0											
Inning Stats	R: 0 E: 0 K: 0 S: 5	H: 0 LOB: 1 BB: 1 P: 10	R: 0 E: 0 K: 0 S: 9	H: 1 LOB: 0 BB: 0 P: 13	R: 0 E: 0 K: 1 S: 8	H: 0 LOB: 0 BB: 0 P: 10	R: 0 E: 0 K: 1 S: 8	H: 0 LOB: 0 BB: 0 P: 11	R: 0 E: 0 K: 1 S: 11	H: 2 LOB: 2 BB: 0 P: 16	R: 0 E: 0 K: 0 S: 4	H: 0 LOB: 0 BB: 0 P: 6	R: 0 E: 0 K: 1 S: 8	H: 0 LOB: 0 BB: 0 P: 13	R: 0 E: 0 K: 1 S: 9	H: 0 LOB: 0 BB: 0 P: 14	R: 0 E: 0 K: 0 S: 14	H: 1 LOB: 2 BB: 1 P: 23	1B: 4 2B: 0 3B: 0 HR: 0	SF: 0 SAC: 0 DP: 1 HBP: 0	WP: 0 PB: 0 SB: 0 CS: 0	PA: 32					
PITCHER	IP	WLS	BF	H	R	ER	SO	BB	IBB	HBP	BLK	WP	HR	S	P	ERA	WHIP										
Shawn Estes, L ERA: 5.73 (1, 1)	9.0	W	32	4	0	0	5	2	0	0	0	0	0	76	116	0.00	0.667										

AB 30
R 0
H 4
RBI 0
BB 2
SO 5
LOB 13



Batter	1	2	3	4	5	6	7	8	9	AB	R	H	RBI	BB	SO	LOB	TOP									
Kenny Lofton, L OBP: 0.348, SLG: 0.451											5	2	2	1	0	1	2									
Mark Grudzielanek, R OBP: 0.367, SLG: 0.419											5	1	3	1	0	0	1									
Sammy Sosa, R OBP: 0.360, SLG: 0.552											5	2	2	3	0	0	2									
Moises Alou, R OBP: 0.357, SLG: 0.460											5	0	0	0	0	2	2									
16 Aramis Ramirez, R OBP: 0.325, SLG: 0.467											4	0	1	0	0	1	0									
Eric Karros, R OBP: 0.337, SLG: 0.438											3	0	0	0	0	0	0									
Mark Guthrie, R OBP: 0.335, SLG: 0.355											0	0	0	0	0	0	0									
Antonio Alfonseca, R OBP: 0.271, SLG: 0.332											1	0	0	0	0	0	1									
Troy O'Leary, L OBP: 0.271, SLG: 0.332											0	0	0	0	0	0	0									
Paul Bako, L OBP: 0.313, SLG: 0.332											0	0	0	0	0	0	0									
Ramon Martinez, R OBP: 0.339, SLG: 0.382											4	1	1	0	0	1	2									
Damian Miller, R OBP: 0.310, SLG: 0.361											2	0	0	0	1	0	0									
Tom Goodwin, L OBP: 0.335, SLG: 0.371											1	0	0	0	0	1	2									
Mike Reminger, L OBP: 0.313, SLG: 0.332											0	0	0	0	0	0	0									
3B Carlos Zambrano, S OBP: 0.250, SLG: 0.387											2	0	0	0	0	0	0									
Dave Veres, R OBP: 0.308, SLG: 0.435											0	0	0	0	0	0	0									
Randall Simon, L OBP: 0.308, SLG: 0.435											2	1	2	1	0	0	0									
Inning Stats	R: 0 E: 0 K: 1 S: 12	H: 1 LOB: 1 BB: 0 P: 18	R: 0 E: 0 K: 2 S: 9	H: 0 LOB: 0 BB: 0 P: 10	R: 3 E: 0 K: 0 S: 21	H: 3 LOB: 0 BB: 0 P: 30	R: 0 E: 0 K: 0 S: 5	H: 0 LOB: 0 BB: 0 P: 5	R: 1 E: 0 K: 1 S: 13	H: 2 LOB: 1 BB: 0 P: 20	R: 0 E: 0 K: 1 S: 11	H: 0 LOB: 1 BB: 0 P: 15	R: 1 E: 0 K: 0 S: 13	H: 2 LOB: 1 BB: 1 P: 21	R: 1 E: 1 K: 2 S: 16	H: 2 LOB: 2 BB: 0 P: 21	R: 1 E: 1 K: 0 S: 13	H: 1 LOB: 1 BB: 0 P: 21	1B: 6 2B: 1 3B: 0 HR: 4	SF: 0 SAC: 0 DP: 1 HBP: 0	WP: 0 PB: 0 SB: 0 CS: 0	PA: 40				
PITCHER	IP	WLS	BF	H	R	ER	SO	BB	IBB	HBP	BLK	WP	HR	S	P	ERA	WHIP									
Todd Van Poppel, R ERA: 5.99	(1, 1)	6.0	W	24	6	4	4	4	0	0	0	1	0	2	71	98	6.00	1.000								
Phil Norton, L ERA: 3.38	(7, 1)	0.2		4	2	1	1	0	1	0	0	0	0	0	9	14	13.50	4.500								
John Riedling, R ERA: 5.05	(7, 1)	1.1	H	7	2	1	1	2	0	0	0	0	1	20	28	6.75	1.500									
Chris Reitsma, R ERA: 4.12	(9, 1)	1.0	S	5	1	1	1	0	0	0	0	0	1	13	21	9.00	1.000									

Chicago Cubs @ Cincinnati Reds
Great American Ball Park, Cincinnati, OH
Thu Sep 25 2003, 7:10 PM EDT
Att: 36,963 - Sunny - 69 F

AB	39
R	7
H	11
RBI	6
BB	1
SO	6
LOB	12



Batter	1	2	3	4	5	6	7	8	9	AB	R	H	RBI	BB	SO	LOB	BOTTOM									
6 Ryan Freel, R OBP: 0.360, SLG: 0.456										2	1	0	1	2	1	1										
Ray Olmedo, S OBP: 0.290, SLG: 0.284										5	1	2	2	0	0	2										
D'Angelo Jimenez, S OBP: 0.349, SLG: 0.419										2	0	0	1	2	0	1										
Sean Casey, L OBP: 0.348, SLG: 0.404										4	1	2	3	1	0	2										
Russell Branyan, L OBP: 0.326, SLG: 0.427										4	1	1	0	0	3	2										
John Riedling, R OBP: 0.235, SLG: 0.235										0	0	0	0	0	0	0										
Ruben Mateo, R OBP: 0.291, SLG: 0.330										1	0	0	0	0	1	1										
Chris Reitsma, R OBP: 0.125, SLG: 0.125										0	0	0	0	0	0	0										
Wily Mo Peña, R OBP: 0.284, SLG: 0.368										3	1	1	0	1	0	1										
Dernell Stenson, L OBP: 0.341, SLG: 0.408										4	1	2	1	0	0	2										
Jason LaRue, R OBP: 0.322, SLG: 0.424										4	2	2	0	0	2	2										
Todd Van Poppel, R OBP: 0.111, SLG: 0.111										1	0	0	0	0	1	1										
37 Stephen Smitherman, R OBP: 0.235, SLG: 0.273										1	1	1	1	0	0	0										
Phil Norton, R OBP: 0.291, SLG: 0.330										0	0	0	0	0	0	0										
Juan Castro, R OBP: 0.290, SLG: 0.388										1	0	0	0	0	0	1										
Inning Stats	R: 0 E: 0 K: 0 S: 5	H: 0 LOB: 1 BB: 1 P: 11	R: 0 E: 0 K: 1 S: 11	H: 0 LOB: 1 BB: 1 P: 17	R: 1 E: 0 K: 0 S: 11	H: 2 LOB: 2 BB: 1 P: 16	R: 1 E: 1 K: 2 S: 12	H: 2 LOB: 1 BB: 0 P: 18	R: 0 E: 0 K: 2 S: 9	H: 0 LOB: 2 BB: 2 P: 19	R: 6 E: 0 K: 1 S: 23	H: 6 LOB: 0 BB: 0 P: 31	R: 0 E: 1 K: 1 S: 9	H: 0 LOB: 1 BB: 0 P: 13	R: 1 E: 0 K: 1 S: 17	H: 1 LOB: 1 BB: 1 P: 31	1B: 8 2B: 2 3B: 0 HR: 1	SF: 2 SAC: 1 DP: 0 HBP: 0	WP: 2 PB: 0 SB: 0 CS: 1	PA: 41						
PITCHER	IP	WLS	BF	H	R	ER	SO	BB	IBB	HBP	BLK	WP	HR	S	P	ERA	WHIP									
38 Carlos Zambrano, R ERA: 3.11	(1, 1)	5.0	L	26	7	5	5	5	5	0	0	0	0	0	4	7	0.00	3.000								
Dave Veres, R ERA: 4.83	(6, 1)	0.1	B	2	1	0	0	0	0	0	0	0	0	1	7	9	40.50	3.000								
Mark Guthrie, L ERA: 2.91	(6, 1)	0.2		4	2	3	3	1	0	0	0	0	0	1	7	9	0.00	0.000								
Antonio Alfonseca, R ERA: 5.65	(7, 1)	1.0		4	0	0	0	1	0	0	0	0	0	9	13	0.00	0.000									
Mike Reminger, L ERA: 3.87	(8, 1)	1.0		5	1	1	1	1	1	0	0	0	1	0	17	31	9.00	2.000								

Chicago Cubs @ Cincinnati Reds
Great American Ball Park, Cincinnati, OH
Thu Sep 25 2003, 7:10 PM EDT
Att: 36,963 - Sunny - 69 F

AB	32
R	9
H	11
RBI	9
BB	6
SO	8
LOB	16



Batter	1	2	3	4	5	6	7	8	9	AB	R	H	RBI	BB	SO	LOB	TOP										
Brad Wilkerson, L (1, 8) OBP: 0.380, SLG: 0.467	4-2 CS BB		0-0 HR	0-2 1B		0-0 P5			1-2 G6-3	4	1	2	2	1	0	0											
Henry Mateo, S (1, 4) OBP: 0.309, SLG: 0.278	3-2 G4-3		1-1 G4-3	2-1 L6		3-2 G3-1			1-2 G4-3	5	0	0	0	0	0	2											
Orlando Cabrera, R (1, 6) OBP: 0.348, SLG: 0.460	2-2 1B 2B		2-0 P6	2-0 F7			1-2 F9		1-3 K	5	1	1	0	0	1	1											
Vladimir Guerrero, R (1, 9) OBP: 0.427, SLG: 0.591	1-0 2B 1B		1-0 WP 1B		1-0 BB 1B		0-0 E9			4	2	3	0	0	0	0											
Wil Cordero, R (1, 3) OBP: 0.350, SLG: 0.449	1-2 1B 2B		4-0 1B BB		1-3 K		2-0 P4			3	0	1	2	1	1	2											
Ronald Colloway, L (1, 7) OBP: 0.286, SLG: 0.380	1-2 G4-3		0-1 1B		3-2 F7		0-0 G6-3			4	0	1	1	0	0	3											
Todd Zeile, R (1, 5) OBP: 0.313, SLG: 0.391		1-2 P4	3-2 G5-3		4-1 BB			1-1 G1-3		3	0	0	0	1	0	2											
Brian Schneider, L (1, 2) OBP: 0.309, SLG: 0.393		2-3 K		3-2 SH2-4 1B		0-1 P2		1-0 G4-3		4	1	1	0	0	1	2											
Tomo Ohka, S (1, 1) OBP: 0.211, SLG: 0.182		0-1 G6-3		0-0 SH2-4		1-1 G1-3		1-0 G6-3		3	0	0	0	0	0	0											
Inning Stats	R: 2 E: 0 K: 0 S: 18	H: 3 LOB: 1 BB: 1 P: 30	R: 0 E: 0 K: 1 S: 11	H: 0 LOB: 0 BB: 0 P: 14	R: 2 E: 0 K: 0 S: 14	H: 3 LOB: 2 BB: 1 P: 25	R: 1 E: 0 K: 0 S: 10	H: 2 LOB: 1 BB: 0 P: 17	R: 0 E: 0 K: 1 S: 12	H: 0 LOB: 0 BB: 0 P: 10	R: 0 E: 1 K: 0 S: 8	H: 0 LOB: 1 BB: 0 P: 11	R: 0 E: 0 K: 0 S: 4	H: 0 LOB: 0 BB: 0 P: 7	R: 0 E: 0 K: 1 S: 12	H: 0 LOB: 0 BB: 0 P: 15	1B: 6 2B: 2 3B: 0 HR: 1	SF: 0 SAC: 1 DP: 0 HBP: 0	WP: 1 PB: 0 CS: 1	PA: 39							
PITCHER	IP	WLS	BF	H	R	ER	SO	BB	IBB	HBP	BLK	WP	HR	S	P	ERA	WHIP										
39 Aaron Harang, R (1, 1) ERA: 5.31	5.0	L	26	9	5	5	2	3	0	0	0	1	1	65	107	9.00	2.400										
71 Juan Cerros, R (6, 1) ERA: 5.25	1.0		3	0	0	0	0	0	0	0	0	0	0	6	10	0.00	0.000										
Dan Serafini, L (7, 1) ERA: 5.59	2.0		7	0	0	0	0	0	0	0	0	0	0	12	18	0.00	0.000										
Matt Belisle, R (9, 1) ERA: 5.19	1.0		3	0	0	0	1	0	0	0	0	0	0	12	15	0.00	0.000										

Montreal Expos @ Cincinnati Reds
Great American Ball Park, Cincinnati, OH

AB 35
R 5
H 9
RBI 5
BB 3
SO 3
LOB 12



WP: 1 PA: 39
PB: 0
CS: 1

Fri Sep 26 2003, 7:10 PM EDT
Att: 28,870 - Overcast - 73 F

Batter	1	2	3	4	5	6	7	8	9	AB	R	H	RBI	BB	SO	LOB	BOTTOM										
6 Ryan Freel, R (1, 8) OBP: 0.357, SLG: 0.450	3-1 G5-3		2-2 P3			0-2 FC6-4 1B		0-1 B1-3		4	0	1	0	0	0	0											
Ray Olmedo, S (1, 6) OBP: 0.285, SLG: 0.279	0-3 K			1-3 K		2-1 FC6-4		0-1 F8		4	0	0	0	0	2	1											
D'Angelo Jimenez, S (1, 4) OBP: 0.347, SLG: 0.416	2-0 G3			1-2 G4-3		2-0 L7		1-2 E4		4	0	0	0	0	0	1											
Sean Casey, L (1, 3) OBP: 0.348, SLG: 0.402		0-1 1B		0-2 G5-3			0-0 L7		0-2 F7	4	0	1	0	0	0	1											
Russell Branyan, L (1, 5) OBP: 0.325, SLG: 0.429		1-2 F8			0-0 G6-3		2-1 2B		1-0 F9	4	0	1	0	0	0	2											
Wily Mo Peña, R (1, 9) OBP: 0.285, SLG: 0.367		0-2 L4-6 1B			1-0 L9		0-0 F8			3	0	1	0	0	0	1											
Dernell Stenson, L (1, 7) OBP: 0.329, SLG: 0.392		0-1 L4-6			0-0 F8		0-1 G4-3			3	0	0	0	0	0	3											
Jason LaRue, R (1, 2) OBP: 0.322, SLG: 0.426			1-0 F9			1-2 E 2B		0-0 F9		3	1	1	0	0	0	0											
39 Aaron Harang, R (1, 1) ERA: 5.31	9.0	W	32	5	1	0	3	0	0	0	0	0	0	0	0	0											
71 Juan Cerros, R (6, 1) ERA: 5.25	1.0		3	0	0	0	0	0	0	0	0	0	0	0	0	0											
Ruben Mateo, R (7, 1) ERA: 5.25	2.0		7	0	0	0	0	0	0	0	0	0	0	0	0	0											
Dan Serafini, L (7, 1) ERA: 5.59	1.0		3	0	0	0	1	0	0	0	0	0	0	0	0	0											
Eric Valenz, L (8, 1) ERA: 5.19	1.0		3	0	0	0	0	0	0	0	0	0	0	0	0	0											
Matt Belisle, R (9, 1) ERA: 5.19	1.0		3	0	0	0	0	0	0	0	0	0	0	0	0	0											
Inning Stats	R: 0 E: 0 K: 1 S: 6	H: 0 LOB: 0 BB: 0 P: 11	R: 0 E: 0 K: 0 S: 10	H: 2 LOB: 1 BB: 0 P: 11	R: 0 E: 0 K: 0 S: 6	H: 0 LOB: 0 BB: 0 P: 9	R: 0 E: 0 K: 1 S: 10	H: 0 LOB: 0 BB: 0 P: 12	R: 0 E: 0 K: 0 S: 3	H: 0 LOB: 0 BB: 0 P: 4	R: 1 E: 1 K: 1 S: 12	H: 2 LOB: 1 BB: 0 P: 17	R: 0 E: 0 K: 0 S: 6	H: 1 LOB: 1 BB: 0 P: 8	R: 0 E: 0 K: 0 S: 6	H: 0 LOB: 0 BB: 0 P: 8	R: 0 E: 1 K: 0 S: 9	H: 0 LOB: 1 BB: 0 P: 11	1B: 3 2B: 3 3B: 0 HR: 0	SF: 0 SAC: 0 DP: 1 HBP: 0	WP: 0 PB: 0 CS: 0	PA: 32					
PITCHER	IP	WLS	BF	H	R	ER	SO	BB	IBB	HBP	BLK	WP	HR	S	P	ERA	WHIP										
Tomo Ohka, R (1, 1) ERA: 4.16	9.0	W	32	5	1	0	3	0	0	0	0	0	0	68	91	0.00	0.556										

Montreal Expos @ Cincinnati Reds
Great American Ball Park, Cincinnati, OH

AB 32
R 1
H 5
RBI 0
BB 0
SO 3
LOB 10



WP: 0 PA: 32
PB: 0
CS: 0

Fri Sep 26 2003, 7:10 PM EDT
Att: 28,870 - Overcast - 73 F

Batter	1	2	3	4	5	6	7	8	9	AB	R	H	RBI	BB	SO	LOB	TOP								
Brad Wilkerson, L (1, 8) OBP: 0.379, SLG: 0.464	0-1 F9		2-2 F7			1-1 G3-1			4-2 1B BB	3	1	0	0	1	0	0									
Jose Vidro, S (1, 4) OBP: 0.397, SLG: 0.470	0-3 K			1-1 F8		2-3 K			2-1 G5-4-3 1B	4	0	1	0	0	2	0									
Henry Mateo, S (9, PR) OBP: 0.309, SLG: 0.278									1-3 1B	0	1	0	0	0	0	0									
Orlando Cabrera, R (1, 6) OBP: 0.348, SLG: 0.462	2-2 2B			3-1 G5-3		0-0 L9			1-1 G5-4-3 1B	4	0	2	1	0	0	0									
Vladimir Guerrero, R (1, 9) OBP: 0.424, SLG: 0.585	3-2 F8			1-1 F7			2-1 G5-3		1-2 G5-4-3 1B	4	0	0	0	0	0	3									
Wil Cordero, R (1, 3) OBP: 0.354, SLG: 0.450		4-2 G4-6-3 BB			4-1 1B BB		1-2 G6-3		1-2 1B	2	0	1	1	2	0	0									
Jamey Carroll, R (9, PR) OBP: 0.325, SLG: 0.329									3-H 1B	0	0	0	0	0	0	0									
Ronald Calloway, L (1, 7) OBP: 0.283, SLG: 0.375		0-1 G4-6-3			2-0 F7		2-3 K		0-1 L7	4	0	0	0	0	1	3									
Todd Zeile, R (1, 5) OBP: 0.310, SLG: 0.387		3-2 F8			2-2 F8			1-2 P3		3	0	0	0	0	0	1									
Michael Barrett, R (1, 2) OBP: 0.280, SLG: 0.398			0-0 F8		1-2 1B			1-2 G6-3		3	0	1	0	0	0	0									
Livan Hernandez, R (1, 1) OBP: 0.211, SLG: 0.203			0-1 L4		0-1 L7			1-0 G4-3		3	0	0	0	0	0	2									
Inning Stats	R: 0 E: 0 K: 1 S: 11	H: 1 LOB: 1 BB: 0 P: 16	R: 0 E: 0 K: 0 S: 9	H: 0 LOB: 0 BB: 1 P: 16	R: 0 E: 0 K: 0 S: 6	H: 0 LOB: 0 BB: 0 P: 8	R: 0 E: 0 K: 0 S: 6	H: 0 LOB: 0 BB: 0 P: 11	R: 0 E: 0 K: 0 S: 10	H: 1 LOB: 2 BB: 1 P: 19	R: 0 E: 0 K: 1 S: 7	H: 0 LOB: 0 BB: 0 P: 10	R: 0 E: 0 K: 1 S: 8	H: 0 LOB: 0 BB: 0 P: 13	R: 0 E: 0 K: 0 S: 7	H: 0 LOB: 0 BB: 0 P: 10	R: 2 E: 0 K: 0 S: 13	H: 3 LOB: 1 BB: 1 P: 21	1B: 4 2B: 1 3B: 0 HR: 0	SF: 0 SAC: 0 DP: 2 HBP: 0	WP: 0 PB: 0 CS: 0	PA: 33			
PITCHER	IP	WLS	BF	H	R	ER	SO	BB	IBB	HBP	BLK	WP	HR	S	P	ERA	WHIP								
Brian Reith, R (1, 1) ERA: 4.11	5.0	W	18	2	0	0	1	2	0	0	0	0	0	42	70	0.00	0.800								
John Riedling, R (6, 1) ERA: 4.3	3.0	H	9	0	0	0	2	0	0	0	0	0	0	22	33	0.00	0.000								
Chris Reitsma, R (9, 1) ERA: 4.29	1.0		6	3	2	2	0	1	0	0	0	0	0	13	21	18.00	4.000								

Montreal Expos @ Cincinnati Reds
Great American Ball Park, Cincinnati, OH
Sat Sep 27 2003, 1:15 PM EDT
Att: 31,199 - Cloudy - 65 F

AB 30
R 2
H 5
RBI 2
BB 3
SO 3
LOB 9



Batter	1	2	3	4	5	6	7	8	9	AB	R	H	RBI	BB	SO	LOB	BOTTOM								
6 Ryan Freel, R (1, 8) OBP: 0.347, SLG: 0.436	2-1 F9		2-2 F7		2-1 G4-3		0-2 F7			4	0	0	0	0	0	0									
Ray Olmedo, S (1, 6) OBP: 0.285, SLG: 0.279	0-3 K		0-1 BB 1B		1-1 G1-3		0-1 F8			4	0	1	0	0	1	0									
D'Angelo Jimenez, S (1, 4) OBP: 0.350, SLG: 0.417	1-0 HR 1B		4-1 1-2 BB		4-2 BB			3-2 G4-3		2	1	1	0	2	0	0									
Sean Casey, L (1, 3) OBP: 0.349, SLG: 0.408	1-1 HR		1-1 G1-3		1-0 F7			0-2 HR 1B		4	2	2	2	0	0	3									
Russell Branyan, L (1, 5) OBP: 0.328, SLG: 0.448	0-1 F7			1-2 FC6-4 1B		0-0 F8		1-1 HR		4	1	2	2	0	0	0									
Chris Reitsma, R (9, 1) OBP: 0.125, SLG: 0.125								1-H HR		0	0	0	0	0	0	0									
Wily Mo Peña, R (1, 9) OBP: 0.284, SLG: 0.364		1-1 P3		2-2 FC6-4		2-1 1B		0-0 G3-1		4	0	1	0	0	0	1									
Dernell Stenson, L (1, 7) OBP: 0.326, SLG: 0.377		0-0 G4-3		4-2 1-2 BB		0-3 K		2-3 K		3	0	0	0	1	2	1									
Corky Miller, R (1, 2) OBP: 0.395, SLG: 0.267		2-2 P4		0-3 K		3-3 K				3	0	0	0	0	2	3									
Brian Reith, R (1, 1) John Riedling, R (6, 1) Juan Castro, R (9, 5) OBP: 0.290, SLG: 0.388			1-1 G4-3		2-2 G1-3		1-3 K			2	0	0	0	0	0	2									
Inning Stats	R: 2 E: 0 K: 1 S: 10	H: 2 LOB: 0 BB: 0 P: 14	R: 0 E: 0 K: 0 S: 6	H: 0 LOB: 0 BB: 0 P: 9	R: 0 E: 0 K: 0 S: 10	H: 1 LOB: 2 BB: 1 P: 18	R: 0 E: 0 K: 1 S: 14	H: 1 LOB: 1 BB: 1 P: 23	R: 0 E: 0 K: 2 S: 9	H: 1 LOB: 0 BB: 0 P: 14	R: 0 E: 0 K: 1 S: 8	H: 0 LOB: 0 BB: 0 P: 9	R: 2 E: 0 K: 1 S: 12	H: 2 LOB: 0 BB: 0 P: 18	R: 2 E: 0 K: 0 S: 13	H: 2 LOB: 1 BB: 1 P: 21	1B: 5 2B: 0 3B: 0 HR: 2	SF: 0 SAC: 0 DP: 0 HBP: 0	WP: 0 PB: 0 CS: 0	PA: 34					
PITCHER	IP	WLS	BF	H	R	ER	SO	BB	IBB	HBP	BLK	WP	HR	S	P	ERA	WHIP								
Livan Hernandez, R (1, 1) ERA: 3.2	8.0	L	34	7	4	4	6	3	0	0	0	0	2	78	122	4.50	1.250								

Montreal Expos @ Cincinnati Reds
Great American Ball Park, Cincinnati, OH
Sat Sep 27 2003, 1:15 PM EDT
Att: 31,199 - Cloudy - 65 F

AB 31
R 4
H 7
RBI 4
BB 3
SO 6
LOB 10



Batter	1	2	3	4	5	6	7	8	9	AB	R	H	RBI	BB	SO	LOB	TOP			
Orlando Cabrera, R OBP: 0.347, SLG: 0.460 Jamey Carroll, R OBP: 0.323, SLG: 0.326	F8		F7		P5			F9		2	0	0	0	0	0	0	<p>Montreal Expos @ Cincinnati Reds Great American Ball Park, Cincinnati, OH Sun Sep 28 2003, 1:15 PM EDT Att: 32,322 - Overcast - 58 F</p> <p>livebaseballscores.com</p>			
Brad Wilkerson, L OBP: 0.380, SLG: 0.464	L3		FC5-4		K			G3-4-1		4	0	2	0	0	1	0				
Todd Zeile, R OBP: 0.368, SLG: 0.385 Joe Vitello, R OBP: 0.407, SLG: 0.539	L3		FC5-4		K			E5		2	0	0	0	0	2	2				
Vladimir Guerrero, R OBP: 0.426, SLG: 0.586 Ender Chavez, L OBP: 0.294, SLG: 0.354		1B 2B	1B		P6			1B		1	1	1	0	1	0	0				
Ronald Calloway, L OBP: 0.282, SLG: 0.374		1B	G4-3		G5-3			L3-6		4	1	1	0	0	4	4				
Brian Schneider, L OBP: 0.309, SLG: 0.394					K			L7		4	0	1	2	0	2	1				
Edwards Guzman, L OBP: 0.263, SLG: 0.295					G3					3	0	0	0	0	1					
Henry Mateo, S OBP: 0.304, SLG: 0.273					K					3	0	0	0	0	1	1				
Claudio Vargas, R 52 T.J. Tucker, R Hector Almonte, R Scott Stewart, R Jose Macias, S Luis Ayala, R Rocky Biddle, R					K					1	0	0	0	0	1	0				
Inning Stats	R: 0 E: 0 K: 0 S: 5	H: 1 LOB: 0 BB: 0 P: 8	R: 2 E: 0 K: 0 S: 9	H: 2 LOB: 1 BB: 1 P: 17	R: 0 E: 0 K: 0 S: 10	H: 2 LOB: 2 BB: 0 P: 15	R: 0 E: 0 K: 2 S: 7	H: 0 LOB: 0 BB: 0 P: 9	R: 0 E: 0 K: 1 S: 10	H: 0 LOB: 0 BB: 0 P: 13	R: 0 E: 0 K: 1 S: 9	H: 0 LOB: 0 BB: 0 P: 14	R: 0 E: 0 K: 1 S: 11	H: 0 LOB: 0 BB: 0 P: 18	R: 0 E: 1 K: 0 S: 9	H: 1 LOB: 1 BB: 0 P: 14		1B: 5 2B: 3 3B: 0 HR: 0	SF: 0 SAC: 0 DP: 2 HBP: 0	WP: 0 PB: 0 CS: 0
PITCHER	IP WLS BF H R ER SO BB IBB HBP BLK WP HR S P ERA WHIP																			
65 Scott Randall, R ERA: 6.51 Phil Norton, L ERA: 3.0 71 Juan Cerros, R ERA: 4.85 Dan Serafini, L ERA: 5.4	5.0 L 20 5 2 2 4 1 0 0 0 0 0 0 41 62 3.60 1.200																			

Batter	1	2	3	4	5	6	7	8	9	AB	R	H	RBI	BB	SO	LOB	BOTTOM			
6 Ryan Freel, R OBP: 0.344, SLG: 0.431	F7		P4		B2-3					4	0	1	0	0	0	1	<p>Montreal Expos @ Cincinnati Reds Great American Ball Park, Cincinnati, OH Sun Sep 28 2003, 1:15 PM EDT Att: 32,322 - Overcast - 58 F</p> <p>livebaseballscores.com</p>			
Ray Olmedo, S OBP: 0.280, SLG: 0.274	L7		L8		K			G3		4	0	0	0	0	1	3				
D'Angelo Jimenez, S OBP: 0.349, SLG: 0.415					F9			F7		4	0	1	0	0	0	0				
Russell Branyan, L OBP: 0.322, SLG: 0.438					L3			K		4	0	0	0	0	2	1				
Jason LaRue, R OBP: 0.321, SLG: 0.422					1B			G1-3		3	0	0	0	1	1	0				
Demell Stenson, L OBP: 0.333, SLG: 0.420					L9					4	1	2	1	0	0	0				
Wily Mo Peña, R OBP: 0.283, SLG: 0.358								HR		3	0	0	0	1	2	2				
Tim Hummel, R OBP: 0.290, SLG: 0.357								F8		4	0	1	0	0	1	1				
65 Scott Randall, R Eric Valente, L Phil Norton, L Sean Casey, L 71 Juan Cerros, R Dan Serafini, S					G4-3					1	0	0	0	0	0	0				
Inning Stats	R: 0 E: 0 K: 1 S: 15	H: 1 LOB: 1 BB: 0 P: 20	R: 0 E: 0 K: 1 S: 8	H: 0 LOB: 1 BB: 1 P: 18	R: 0 E: 0 K: 0 S: 7	H: 0 LOB: 0 BB: 0 P: 12	R: 0 E: 0 K: 1 S: 11	H: 1 LOB: 2 BB: 1 P: 21	R: 0 E: 0 K: 1 S: 9	H: 1 LOB: 1 BB: 0 P: 16	R: 1 E: 0 K: 1 S: 12	H: 2 LOB: 2 BB: 1 P: 22	R: 0 E: 0 K: 1 S: 8	H: 0 LOB: 0 BB: 0 P: 11	R: 0 E: 0 K: 1 S: 6	H: 0 LOB: 0 BB: 0 P: 10		1B: 4 2B: 0 3B: 0 HR: 1	SF: 0 SAC: 0 DP: 0 HBP: 0	WP: 0 PB: 0 CS: 0
PITCHER	IP WLS BF H R ER SO BB IBB HBP BLK WP HR S P ERA WHIP																			
Claudio Vargas, R ERA: 4.34 52 T.J. Tucker, R ERA: 4.73 Hector Almonte, R ERA: 7.12 Scott Stewart, L ERA: 3.98 Luis Ayala, R ERA: 2.92	3.0 W 9 2 0 0 2 1 0 0 0 0 0 0 20 37 0.00 1.500																			
Rocky Biddle, R ERA: 4.65	1.0 S 3 0 0 0 1 0 0 0 0 0 0 0 8 11 0.00 0.000																			