

Cincinnati Reds - 2004

Batter	1	2	3	4	5	6	7	8	9	AB	R	H	RBI	BB	SO	LOB	TOP					
Mark Grudzielanek, R OBP: 0.600, SLG: 0.600	G5-3		2B HBP 1B	K			FC3-6 1B		F8 BB 1B	5	1	3	0	0	1	1						
Corey Patterson, L OBP: 0.600, SLG: 1.333	HR		2B HBP	K			FC3-6 1-2		1B BB	3	2	1	1	1	1	2						
Sammy Sosa, R	P4		2B BB		K		G1-3		F8	4	1	0	0	1	1	3						
Moises Alou, R OBP: 0.400, SLG: 0.600	L7		2B		F9				K	5	0	2	3	0	1	0						
16 Aramis Ramirez, R OBP: 0.250, SLG: 0.250		G5-3	2B FC6-4		G6-3				K	4	0	1	0	0	1	0						
25 Derek Lee, R		K	FC6-4			K			E BB	3	1	0	0	1	2	2						
Alex Gonzalez, R	F7			G4-3		G2-3			E7 1B	4	1	0	0	0	0	0						
Michael Barrett, R OBP: 0.500, SLG: 1.000			G1-3		G2-3				1B	4	1	2	1	0	0	0						
34 Kerry Wood, R 43 Michael Wuerztz, R Tom Goodwin, L Kent Mercker, L Todd Walker, L Kyle Farnsworth, R Joe Borowski, R			G4-3				G3		P5	2	0	1	1	0	0	0						
Inning Stats	R: 1 E: 0 K: 0 S: 5	H: 1 LOB: 0 BB: 0 P: 7	R: 0 E: 0 K: 1 S: 7	H: 0 LOB: 0 BB: 0 P: 9	R: 3 E: 0 K: 0 S: 18	H: 3 LOB: 2 BB: 1 P: 36	R: 1 E: 0 K: 2 S: 10	H: 2 LOB: 1 BB: 0 P: 14	R: 0 E: 0 K: 1 S: 8	H: 0 LOB: 0 BB: 0 P: 13	R: 0 E: 0 K: 1 S: 9	H: 0 LOB: 0 BB: 0 P: 14	R: 0 E: 0 K: 0 S: 9	H: 1 LOB: 1 BB: 0 P: 13	R: 2 E: 1 K: 2 S: 14	H: 1 LOB: 1 BB: 1 P: 23	R: 0 E: 0 K: 0 S: 7	H: 2 LOB: 2 BB: 1 P: 15	1B: 7 2B: 1 3B: 1 HR: 1	SF: 0 SAC: 0 DP: 0 HBP: 1	WP: 0 PB: 1 SB: 0 CS: 0	PA: 40
PITCHER	IP	WLS	BF	H	R	ER	SO	BB	IBB	HBP	BLK	WP	HR	S	P	ERA	WHIP					
Cory Lidle, R ERA: 9.0	5.0	L	23	6	5	5	4	1	0	1	0	0	1	48	79	9.00	1.400					
John Riedling, R ERA:	1.0		3	0	0	0	1	0	0	0	0	0	0	9	14	0.00	0.000					
Phil Norton, L ERA:	0.2		3	1	0	0	0	0	0	0	0	0	0	6	9	0.00	1.500					
Brian Reith, R ERA:	0.1		1	0	0	0	0	0	0	0	0	0	0	3	4	0.00	0.000					
Ryan Wagner, R ERA:	1.0		6	1	2	0	2	1	0	0	0	0	0	14	23	0.00	2.000					
PITCHER	IP	WLS	BF	H	R	ER	SO	BB	IBB	HBP	BLK	WP	HR	S	P	ERA	WHIP					
Todd Jones, R ERA:	1.0		4	2	0	0	0	1	0	0	0	0	0	7	15	0.00	3.000					

Chicago Cubs @ Cincinnati Reds
Great American Ball Park, Cincinnati, OH
Mon Apr 05 2004, 2:10 PM EDT
Att: 42,122 - Sunny - 45 F

AB	36
R	7
H	10
RBI	6
BB	3
SO	7
LOB	9



Batter	1	2	3	4	5	6	7	8	9	AB	R	H	RBI	BB	SO	LOB	BOTTOM					
D'Angelo Jimenez, S OBP: 0.800, SLG: 0.750	G4-3 1B		G4-3 1B		BB 2B 1B		P6		4-1 BB	4	1	3	1	1	0	0						
Barry Larkin, R	G4-3		G4-3		2B BB		G4-3		K	4	1	0	1	1	1	4						
Sean Casey, L OBP: 0.500, SLG: 0.750	K		K		2B				FC5-4 1B	4	0	2	2	0	2	1						
Austin Kearns, R OBP: 0.250, SLG: 0.250		E6			F8				K	4	0	1	0	0	1	2						
Adam Dunn, L		K			F7				P6	3	0	0	0	1	1	3						
Jason LaRue, R	G5-4-3						K		FC5-4	4	0	0	0	0	2	4						
6 Ryan Freel, R			K SH5-4 1B		FC1-6		K		F7	4	1	0	0	0	2	2						
Juan Castro, R			1B SH5-4 G4-3 BB		L7		G4-3		K	3	1	0	0	1	1	2						
Cory Lidle, R Why Mo Peña, R John Riedling, R Phil Norton, L Brian Reith, R Jason LaRue, S Ryan Wagner, R Todd Jones, L Ray Ornes, S			SH5-4				K		F7	3	1	0	0	0	0	0						
Inning Stats	R: 0 E: 0 K: 1 S: 9	H: 1 LOB: 0 BB: 0 P: 13	R: 0 E: 1 K: 1 S: 11	H: 0 LOB: 0 BB: 0 P: 15	R: 2 E: 0 K: 2 S: 14	H: 1 LOB: 1 BB: 1 P: 25	R: 0 E: 0 K: 1 S: 15	H: 1 LOB: 2 BB: 1 P: 19	R: 2 E: 0 K: 1 S: 14	H: 2 LOB: 1 BB: 1 P: 23	R: 0 E: 0 K: 2 S: 9	H: 0 LOB: 0 BB: 0 P: 13	R: 0 E: 0 K: 0 S: 7	H: 0 LOB: 0 BB: 0 P: 11	R: 0 E: 0 K: 1 S: 12	H: 1 LOB: 1 BB: 0 P: 15	R: 0 E: 0 K: 2 S: 15	H: 0 LOB: 2 BB: 2 P: 28	1B: 5 2B: 1 3B: 0 HR: 0	SF: 0 SAC: 1 DP: 2 HBP: 0	WP: 1 PB: 0 SB: 1 CS: 0	PA: 38
PITCHER	IP	WLS	BF	H	R	ER	SO	BB	IBB	HBP	BLK	WP	HR	S	P	ERA	WHIP					
34 Kerry Wood, R ERA: 7.2	5.0	W	23	5	4	4	6	3	0	0	0	0	0	9	13	0.00	0.000					
43 Michael Wuerztz, R ERA:	1.0	H	3	0	0	0	2	0	0	0	0	0	0	7	11	0.00	0.000					
Kent Mercker, L ERA:	1.0	H	3	0	0	0	0	0	0	0	0	0	0	12	15	0.00	1.000					
Kyle Farnsworth, R ERA:	1.0	H	4	1	0	0	1	0	0	0	0	0	0	15	28	0.00	2.000					
Joe Borowski, R ERA:	1.0	S	5	0	0	0	2	2	0	0	0	0	0	15	28	0.00	2.000					
PITCHER	IP	WLS	BF	H	R	ER	SO	BB	IBB	HBP	BLK	WP	HR	S	P	ERA	WHIP					

Chicago Cubs @ Cincinnati Reds
Great American Ball Park, Cincinnati, OH
Mon Apr 05 2004, 2:10 PM EDT
Att: 42,122 - Sunny - 45 F

AB	32
R	4
H	6
RBI	4
BB	5
SO	11
LOB	18



Batter	1	2	3	4	5	6	7	8	9	AB	R	H	RBI	BB	SO	LOB	TOP			
Tike Redman, L (1.8) OBP: 0.313, SLG: 0.500	G6-3		G6-3		F7		1-2		K	5	0	1	0	0	1	1	Pittsburgh Pirates @ Cincinnati Reds Great American Ball Park, Cincinnati, OH Fri Apr 09 2004, 7:10 PM EDT Att: 27,713 - Sunny - 59 F			
18 Jason Kendall, R (1.2) OBP: 0.500, SLG: 0.538	G6-3		G6-3				3-3		K	3	0	0	0	1	1	2				
Raul Mondesi, R (1.7) OBP: 0.250, SLG: 0.467	P4				1B		1-3		K	3	0	0	0	1	2	4				
Randall Simon, L (1.3) OBP: 0.250, SLG: 0.273					K		1-3		K	4	1	1	0	0	2	1				
Craig Wilson, R (1.9) OBP: 0.438, SLG: 0.938					P4		1-0		E5	4	0	2	1	0	0	1				
Bobby Hill, S (1.4) OBP: 0.417, SLG: 0.500					1-1		1-3		G6-3	4	0	2	0	0	1	2				
Chris Stynes, R (1.5) OBP: 0.417, SLG: 0.500					1-2		1-0		G6-3	4	0	0	0	0	1	2				
2 Jack Wilson, R (1.6) OBP: 0.400, SLG: 0.733					1-2		0-3		G5-3	4	0	1	0	0	1	2				
Josh Fogg, R (1.1) Brian Boehringer, S (6.1) Abraham Nunez, S (7.1) 34 John Grabow, L (7.1) Jason Boyd, R (8.1) Rob Mackowiak, L (8.1)					G6-3		3-0		G1-3	1	0	0	0	0	0	0	P			
Inning Stats	R: 0 E: 0 K: 0 S: 7	H: 0 LOB: 0 BB: 0 P: 12	R: 1 E: 0 K: 0 S: 17	H: 3 LOB: 1 BB: 0 P: 28	R: 0 E: 0 K: 0 S: 5	H: 0 LOB: 0 BB: 0 P: 8	R: 0 E: 0 K: 2 S: 10	H: 1 LOB: 2 BB: 1 P: 19	R: 0 E: 0 K: 1 S: 7	H: 1 LOB: 2 BB: 1 P: 15	R: 0 E: 0 K: 2 S: 8	H: 1 LOB: 0 BB: 0 P: 12	R: 0 E: 1 K: 1 S: 9	H: 0 LOB: 1 BB: 0 P: 13	R: 0 E: 0 K: 1 S: 9	H: 0 LOB: 0 BB: 0 P: 11		1B: 6 2B: 2 3B: 0 HR: 0	SF: 0 SAC: 1 DP: 1 HBP: 0	WP: 0 PB: 1 SB: 0 CS: 0
PITCHER	IP	WLS	BF	H	R	ER	SO	BB	IBB	HBP	BLK	WP	HR	S	P	ERA	WHIP			
39 Aaron Harang, R (1.1) ERA: 1.5	6.0	W	25	6	1	1	5	2	0	0	0	0	0	54	94	1.50	1.333			
Brian Reith, R (7.1) ERA:	2.0		9	2	0	0	4	0	0	0	0	0	0	22	34	0.00	1.000			
John Riedling, R (9.1) ERA:	1.0		3	0	0	0	1	0	0	0	0	0	0	9	11	0.00	0.000			

Batter	1	2	3	4	5	6	7	8	9	AB	R	H	RBI	BB	SO	LOB	BOTTOM			
D'Angelo Jimenez, S (1.4) OBP: 0.444, SLG: 0.231	K		F8		G4-3		4-2			3	0	0	0	1	1	0	Pittsburgh Pirates @ Cincinnati Reds Great American Ball Park, Cincinnati, OH Fri Apr 09 2004, 7:10 PM EDT Att: 27,713 - Sunny - 59 F			
6 Ryan Freel, R (1.5) Ray Olmedo, S (9.6)	HR		E6		3B		3-1		G6-3	4	2	1	0	0	0	3				
Ken Griffey Jr., L (1.8) OBP: 0.462, SLG: 0.909	1B		3B		3B		0-0		G1-3	3	2	1	2	1	1	0				
Austin Kearns, R (1.9) OBP: 0.294, SLG: 0.267	HR		K		1B		3-2		K	4	0	1	0	0	2	2				
Sean Casey, L (1.3) OBP: 0.563, SLG: 0.786	F8		K		1B		4-1		K	2	0	1	2	2	0	0				
Adam Dunn, L (1.7) OBP: 0.533, SLG: 0.900	HR		3B		IBB		3-1		P5	3	1	1	1	1	1	1				
Jason LaRue, R (1.2) OBP: 0.222, SLG: 0.125	G5-3		P3				2-0		P6	4	0	0	0	0	1	2				
Juan Castro, R (1.6) OBP: 0.222, SLG: 0.125	F8		G5-3		1B		1-2		G6-3	4	0	1	0	0	0	0				
39 Aaron Harang, R (1.1) Javier Valentin, S (6.1) Brian Reith, R (7.1) Wily Mo Peña, R (8.1) John Riedling, R (9.1)	G5-3		F9				4-2		K	2	0	0	0	0	0	0	REDS			
Inning Stats	R: 2 E: 0 K: 1 S: 12	H: 2 LOB: 0 BB: 0 P: 19	R: 1 E: 0 K: 0 S: 11	H: 1 LOB: 0 BB: 0 P: 17	R: 2 E: 1 K: 1 S: 12	H: 1 LOB: 2 BB: 2 P: 23	R: 0 E: 0 K: 0 S: 6	H: 0 LOB: 0 BB: 0 P: 11	R: 0 E: 0 K: 1 S: 8	H: 1 LOB: 1 BB: 1 P: 19	R: 0 E: 0 K: 1 S: 19	H: 1 LOB: 3 BB: 2 P: 35	R: 0 E: 0 K: 2 S: 12	H: 0 LOB: 1 BB: 1 P: 18	R: 0 E: 0 K: 2 S: 9	H: 0 LOB: 0 BB: 0 P: 13		1B: 3 2B: 0 3B: 1 HR: 2	SF: 0 SAC: 0 DP: 0 HBP: 0	WP: 0 PB: 0 SB: 1 CS: 0
PITCHER	IP	WLS	BF	H	R	ER	SO	BB	IBB	HBP	BLK	WP	HR	S	P	ERA	WHIP			
Josh Fogg, R (1.1) ERA: 3.4	5.0	L	23	5	5	3	2	2	1	0	0	0	0	19	35	0.00	3.000			
Brian Boehringer, R (6.1) ERA: 18.0	1.0		6	1	0	0	1	2	0	0	0	0	0	12	18	0.00	1.000			
34 John Grabow, L (7.1) ERA:	1.0		4	0	0	0	2	1	0	0	0	0	0	9	13	0.00	0.000			
Jason Boyd, R (8.1) ERA:	1.0		3	0	0	0	2	0	0	0	0	0	0	9	13	0.00	0.000			

Batter	1	2	3	4	5	6	7	8	9	AB	R	H	RBI	BB	SO	LOB	TOP				
Tike Redman, L OBP: 0.250, SLG: 0.400 (1, 8)	G1-3		G2-3		G5-3			FC4-5		4	0	0	0	0	0	3	Pittsburgh Pirates @ Cincinnati Reds Great American Ball Park, Cincinnati, OH Sat Apr 10 2004, 1:15 PM EDT Att: 23,449 - Cloudy - 55 F				
2 Jack Wilson, R OBP: 0.421, SLG: 0.778 (1, 6)	2B		SF9					L7		3	0	2	1	0	0	1					
Raul Mondesi, R OBP: 0.200, SLG: 0.368 (1, 7)	G5-3		K							4	0	0	0	0	3	2					
Randall Simon, L OBP: 0.231, SLG: 0.250 J.J. Davis, R Bobby Hill, S OBP: 0.385, SLG: 0.462 (1, 3) (2, 9) (9, PH)	G2-3				G5-3			F9		1	0	0	0	0	0	1					
Craig Wilson, R OBP: 0.400, SLG: 0.800 (2, 3)					G4-3			G4-3		4	0	1	0	0	0	1					
Rob Mackowiak, L OBP: 0.250, SLG: 0.143 (1, 5)					L7					3	0	1	0	0	0	0					
11 Humberto Cota, R (1, 2)			K							3	0	0	0	0	1	2					
Jose Castillo, R OBP: 0.143, SLG: 0.143 34 John Grabow, L Jason Boyd, R (1, 4) (7, 1) (8, 1)	G6-4-3				G6-3			G6-3		3	0	0	0	0	0	2					
Kip Wells, R OBP: 0.667, SLG: 1.333 Abraham Nunez, S OBP: 0.600, SLG: 0.800 (1, 1) (7, 4)										2	1	2	0	0	0	0					
Inning Stats	R: 0 E: 0 K: 0 S: 15	H: 1 LOB: 1 BB: 0 P: 22	R: 0 E: 0 K: 1 S: 8	H: 2 LOB: 1 BB: 0 P: 12	R: 1 E: 0 K: 1 S: 12	H: 1 LOB: 0 BB: 0 P: 16	R: 0 E: 0 K: 0 S: 4	H: 0 LOB: 0 BB: 0 P: 5	R: 0 E: 0 K: 1 S: 8	H: 1 LOB: 1 BB: 0 P: 15	R: 0 E: 0 K: 0 S: 10	H: 0 LOB: 0 BB: 0 P: 14	R: 0 E: 0 K: 0 S: 8	H: 1 LOB: 0 BB: 0 P: 13	R: 0 E: 0 K: 1 S: 9	H: 0 LOB: 0 BB: 0 P: 14		1B: 4 2B: 2 3B: 1 HR: 0	SF: 1 SAC: 0 DP: 1 HBP: 0	WP: 0 PB: 0 SB: 1 CS: 0	PA: 32
PITCHER	IP	WLS	BF	H	R	ER	SO	BB	IBB	HBP	BLK	WP	HR	S	P	ERA	WHIP				
Cory Lidle, R ERA: 4.5 Ryan Wagner, R ERA: 3.0 Danny Graves, R ERA: 3.0	(1, 1)	7.0	W	26	6	1	1	3	0	0	0	0	0	68	99	1.29	0.857				
(8, 1)	1.0	H	3	1	0	0	0	0	0	0	0	0	0	8	13	0.00	1.000				
(9, 1)	1.0	S	3	0	0	0	1	0	0	0	0	0	0	9	14	0.00	0.000				

Batter	1	2	3	4	5	6	7	8	9	AB	R	H	RBI	BB	SO	LOB	BOTTOM				
D'Angelo Jimenez, S OBP: 0.478, SLG: 0.375 (1, 4)	1B		L5					SF8		3	0	2	2	1	0	0	Pittsburgh Pirates @ Cincinnati Reds Great American Ball Park, Cincinnati, OH Sat Apr 10 2004, 1:15 PM EDT Att: 23,449 - Cloudy - 55 F				
Barry Larkin, R OBP: 0.222, SLG: 0.125 Juan Castro, R OBP: 0.200, SLG: 0.111 (1, 6) (8, 6) (9, 5)	K		FC5		P3			K		4	0	1	0	0	2	5					
Ken Griffey Jr., L OBP: 0.529, SLG: 0.929 (1, 8)	1B									3	0	2	0	1	0	0					
Austin Kearns, R OBP: 0.238, SLG: 0.211 (1, 9)	K		FC5		K			G4-3		4	0	0	0	0	2	5					
Sean Casey, L OBP: 0.500, SLG: 0.722 (1, 3)	K				G4-3			G4-3		4	0	1	0	0	1	3					
Adam Dunn, L OBP: 0.474, SLG: 0.929 (1, 7)			F7					F7		4	1	1	1	0	1	2					
Jason LaRue, R (1, 2)			F9		F9			G1-3		3	1	0	0	0	0	0					
6 Ryan Freel, R OBP: 0.278, SLG: 0.444 Ray Olmedo, S (1, 5) (9, 6)	F8				BB			SF8		3	1	2	0	0	0	0					
Cory Lidle, R Ryan Wagner, R Javier Valentin, S Danny Graves, R (1, 1) (8, 1) (8, PH) (9, 1)					K			G4-3		1	0	0	0	2	1	0					
Inning Stats	R: 0 E: 0 K: 3 S: 14	H: 2 LOB: 2 BB: 0 P: 20	R: 0 E: 0 K: 0 S: 10	H: 0 LOB: 0 BB: 0 P: 13	R: 0 E: 0 K: 1 S: 10	H: 1 LOB: 2 BB: 1 P: 20	R: 1 E: 0 K: 0 S: 13	H: 2 LOB: 3 BB: 2 P: 29	R: 0 E: 0 K: 2 S: 10	H: 1 LOB: 1 BB: 0 P: 16	R: 1 E: 0 K: 1 S: 9	H: 1 LOB: 1 BB: 1 P: 16	R: 0 E: 0 K: 0 S: 7	H: 1 LOB: 1 BB: 0 P: 10	R: 1 E: 1 K: 0 S: 8	H: 1 LOB: 1 BB: 0 P: 14		1B: 4 2B: 3 3B: 1 HR: 1	SF: 1 SAC: 1 DP: 0 HBP: 1	WP: 0 PB: 0 SB: 0 CS: 0	PA: 38
PITCHER	IP	WLS	BF	H	R	ER	SO	BB	IBB	HBP	BLK	WP	HR	S	P	ERA	WHIP				
Kip Wells, R ERA: 1.5 34 John Grabow, L Jason Boyd, R ERA: 3.0	(1, 1)	6.0	L	29	7	2	2	7	4	0	0	0	0	66	114	3.00	1.833				
(7, 1)	1.0		4	1	0	0	0	0	0	0	0	0	0	7	10	0.00	1.000				
(8, 1)	1.0		5	1	1	1	0	0	0	0	1	0	0	8	14	9.00	1.000				

Batter	1	2	3	4	5	6	7	8	9	AB	R	H	RBI	BB	SO	LOB	TOP										
Tike Redman, L OBP: 0.200, SLG: 0.320 (1, 8)	G4-3	K		G4-3		K			B3	5	0	0	0	0	2	3											
2 Jack Wilson, R OBP: 0.417, SLG: 0.727 (1, 6)	WP 18 HBP 1B BB		P3		2B	FC5-4			G5-3	4	2	1	0	1	0	1											
18 Jason Kendall, R OBP: 0.500, SLG: 0.500 (1, 2)	1B 1-2 HBP		1B		L9				F9	3	0	1	0	0	0	1											
Raul Mondesi, R OBP: 0.292, SLG: 0.478 (1, 7)	1B 1-2 CS		FC5-4		HR				K	4	1	3	2	0	1	0											
Rob Mackowiak, L OBP: 0.333, SLG: 0.500 (1, 9)	1-2 S BB		K		HR				K	3	1	1	2	1	2	2											
Craig Wilson, R OBP: 0.375, SLG: 0.696 (1, 3)	F9		FC5-4		K				G6-4-3 BB	3	0	0	0	1	1	4											
Bobby Hill, S OBP: 0.294, SLG: 0.353 (1, 4)		L6		F8	G4-3				G6-4-3	4	0	0	0	0	0	1											
Chris Stynes, R OBP: 0.063, SLG: 0.063 16 Salomon Torres, R (8, 1) Jose Mesa, R (9, 1)	G1-3		SH3-4 1B		K				P6	4	0	1	0	0	1	0											
Oliver Pérez, L OBP: 1.000, SLG: 1.000 Jose Castillo, R OBP: 0.250, SLG: 0.143 Brian Boehringer, S 37 Mike Johnston, L Abraham Nunez, S OBP: 0.500, SLG: 0.667 (8, 5)			SH3-4		FC5-4 BB				G4-3	1	0	1	0	0	0	0											
Inning Stats	R: 1 E: 0 K: 0 S: 14	H: 1 LOB: 2 BB: 2 P: 30	R: 0 E: 0 K: 1 S: 10	H: 1 LOB: 1 BB: 0 P: 14	R: 0 E: 0 K: 1 S: 11	H: 2 LOB: 2 BB: 0 P: 20	R: 0 E: 0 K: 0 S: 7	H: 1 LOB: 1 BB: 0 P: 13	R: 3 E: 0 K: 2 S: 12	H: 3 LOB: 1 BB: 1 P: 20	R: 0 E: 0 K: 2 S: 8	H: 0 LOB: 0 BB: 0 P: 14	R: 0 E: 0 K: 0 S: 7	H: 0 LOB: 0 BB: 1 P: 13	R: 0 E: 0 K: 0 S: 5	H: 0 LOB: 0 BB: 0 P: 8	1B: 5 2B: 2 3B: 0 HR: 1	SF: 0 SAC: 1 DP: 1 HBP: 1	WP: 1 PB: 0 SB: 1 CS: 1	PA: 38							
PITCHER	IP	WLS	BF	H	R	ER	SO	BB	IBB	HBP	BLK	WP	HR	S	P	ERA	WHIP										
Jimmy Haynes, R ERA: 8.31 John Riedling, R ERA: Todd Jones, R ERA: Phil Norton, L ERA:	4.1	L	23	8	4	4	2	2	0	1	0	1	1	49	89	8.31	2.308										

Pittsburgh Pirates @ Cincinnati Reds
Great American Ball Park, Cincinnati, OH
Sun Apr 11 2004, 1:15 PM EDT
Att: 16,925 - Cloudy - 55 F

AB 32
R 4
H 8
RBI 4
BB 4
SO 7
LOB 12



Batter	1	2	3	4	5	6	7	8	9	AB	R	H	RBI	BB	SO	LOB	BOTTOM										
D'Angelo Jimenez, S OBP: 0.464, SLG: 0.350 (1, 4)	G1-3		FC6-4 BB		HR				K	4	1	1	0	1	2	0											
6 Ryan Freel, R OBP: 0.273, SLG: 0.409 (1, 5)	G5-3		K		P3				G6-3 1B	4	0	1	0	0	1	2											
Ken Griffey Jr., L OBP: 0.429, SLG: 0.722 (1, 8)	K		F8		F8				G6-3	4	0	0	0	0	1	3											
Austin Kearns, R OBP: 0.240, SLG: 0.348 (1, 9)		K	FC6-4		HR				F9	4	1	1	2	0	1	1											
Sean Casey, L OBP: 0.500, SLG: 0.682 (1, 3)	G1-5-3				BB				G4-3	4	0	2	0	0	0	0											
Adam Dunn, L OBP: 0.478, SLG: 1.000 (1, 7)	HR		F7		K				E S 1B	4	1	2	1	0	1	2											
Juan Castro, R OBP: 0.214, SLG: 0.154 (1, 6)			P6						L8	4	0	1	0	0	1	2											
Corky Miller, R (1, 2) Barry Larkin, R OBP: 0.211, SLG: 0.118 (9, PH)									F8	1	0	0	0	1	1	0											
Jimmy Haynes, R John Riedling, R Wily Mo Peña, R Todd Jones, L Phil Norton, R Javier Valentin, S			K		K				K	2	0	0	0	0	2	4											
Inning Stats	R: 0 E: 0 K: 1 S: 10	H: 0 LOB: 0 BB: 0 P: 14	R: 1 E: 0 K: 2 S: 13	H: 2 LOB: 2 BB: 0 P: 20	R: 0 E: 0 K: 1 S: 9	H: 0 LOB: 1 BB: 1 P: 16	R: 0 E: 0 K: 1 S: 10	H: 1 LOB: 2 BB: 1 P: 17	R: 2 E: 0 K: 3 S: 11	H: 3 LOB: 1 BB: 0 P: 21	R: 0 E: 0 K: 1 S: 7	H: 1 LOB: 0 BB: 0 P: 11	R: 0 E: 0 K: 0 S: 7	H: 1 LOB: 1 BB: 0 P: 15	R: 0 E: 0 K: 2 S: 10	H: 0 LOB: 0 BB: 0 P: 14	1B: 6 2B: 0 3B: 0 HR: 2	SF: 0 SAC: 0 DP: 1 HBP: 1	WP: 0 PB: 0 SB: 1 CS: 0	PA: 37							
PITCHER	IP	WLS	BF	H	R	ER	SO	BB	IBB	HBP	BLK	WP	HR	S	P	ERA	WHIP										
Oliver Pérez, L ERA: 5.4 Brian Boehringer, R ERA: 9.0 37 Mike Johnston, L ERA: 16 Salomon Torres, R ERA: 4.5 Jose Mesa, R ERA:	5.0	W	24	6	3	3	6	2	0	1	0	0	0	11	14	0.00	0.000										

Pittsburgh Pirates @ Cincinnati Reds
Great American Ball Park, Cincinnati, OH
Sun Apr 11 2004, 1:15 PM EDT
Att: 16,925 - Cloudy - 55 F

AB 34
R 3
H 8
RBI 3
BB 2
SO 12
LOB 14



Batter	1	2	3	4	5	6	7	8	9	AB	R	H	RBI	BB	SO	LOB	TOP			
D'Angelo Jimenez, S OBP: 0.432, SLG: 0.379	(1,4) F7		(3-1) G6-4-3 1B	(1-3) K			(0-0) G6-4-3 1-2f			4	0	1	0	0	1	2				
6 Ryan Freel, R OBP: 0.300, SLG: 0.379 Ray Olmedo, S	(1,5) K		(0-0) G6-4-3 1-2f		(1-2) G6-3			(0-0) G6-3		4	0	0	0	0	1	1				
Ken Griffey Jr., L OBP: 0.367, SLG: 0.577	(1,8) K		(2-1) P6		(1-2) L4			(1-1) G4-3		4	0	0	0	0	1	0				
Austin Kearns, R OBP: 0.265, SLG: 0.367		(3-3) K		(4-2) G4-3 1B 2B BB	(2-2) G5-3			(4-2) BB		2	1	0	0	2	1	0				
Sean Casey, L OBP: 0.424, SLG: 0.567		(0-1) BB 2B 1B		(0-2) G4-3 2B 1B		(0-2) G3		(3-2) G6-3		4	2	2	0	0	0	1				
Adam Dunn, L OBP: 0.484, SLG: 0.875		(4-2) 2B 1-2 BB		(0-0) G4-3 1-2 2-3		(2-3) K			(1-3) K	3	0	0	0	1	2	2				
Jason LaRue, R OBP: 0.261, SLG: 0.200		(1-2) 2B		(4-0) 2B 1BB		(0-3) K			(2-1) G4-6-3 1B	3	0	2	1	1	1	0				
Juan Castro, R OBP: 0.211, SLG: 0.222	(1,6) K		(1-3) K		(0-1) WP 2B				(1-2) G4-6-3 1-2f	3	1	1	2	0	2	2				
Barry Larkin, R OBP: 0.217, SLG: 0.143	(9, FH)			(1-4) WP 2B						1	0	0	0	0	0	1				
Jose Acevedo, R OBP: 0.333, SLG: 0.200	(1,1) K				(4-1) BB					2	0	1	0	1	1	2				
Phil Norton, R	(7,1)									0	0	0	0	0	0	0				
Ryan Wagner, R	(8,1)									0	0	0	0	0	0	0				
John Riedling, R	(8,1)									0	0	0	0	0	0	0				
Inning Stats	R: 0 H: 0 E: 0 K: 2 S: 8	H: 0 LOB: 0 BB: 0 P: 13	R: 1 H: 2 E: 0 K: 3 S: 22	H: 2 LOB: 2 BB: 1 P: 32	R: 0 H: 1 E: 0 K: 0 S: 5	H: 1 LOB: 1 BB: 0 P: 10	R: 3 H: 2 E: 0 K: 1 S: 13	H: 2 LOB: 1 BB: 3 P: 26	R: 0 H: 0 E: 0 K: 0 S: 9	H: 0 LOB: 0 BB: 0 P: 11	R: 0 H: 1 E: 0 K: 1 S: 7	H: 1 LOB: 0 BB: 0 P: 12	R: 0 H: 0 E: 0 K: 0 S: 9	H: 0 LOB: 1 BB: 1 P: 17	R: 0 H: 1 E: 0 K: 1 S: 8	H: 1 LOB: 0 BB: 0 P: 12	1B: 5 2B: 2 3B: 0 HR: 0	SF: 0 SAC: 0 DP: 3 HBP: 0	WP: 1 PB: 0 SB: 0 CS: 0	PA: 35
PITCHER	IP WLS BF H R ER SO BB IBB HBP BLK WP HR S P ERA WHIP																			
Vicente Padilla, R ERA: 4.91	(1,1) 5.0 22 5 4 4 6 3 1 0 0 0 1 0 57 94 7.20 1.600																			
Roberto Hernandez, R ERA: 6.35	(6,1) 2.0 6 1 0 0 3 0 0 0 0 0 0 0 16 23 0.00 0.500																			
Rheal Cormier, L ERA: 5.4	(8,1) 1.0 W 4 0 0 0 0 1 0 0 0 0 0 0 9 17 0.00 1.000																			
Billy Wagner, L ERA:	(9,1) 1.0 S 3 1 0 0 1 0 0 0 0 0 0 0 8 12 0.00 1.000																			

Cincinnati Reds @ Philadelphia Phillies
Citizens Bank Park, Philadelphia, PA
Thu Apr 15 2004, 1:05 PM EDT
Att: 37,512 - Sunny - 55 F

AB 30
R 4
H 7
RBI 3
BB 5
SO 10
LOB 11



Batter	1	2	3	4	5	6	7	8	9	AB	R	H	RBI	BB	SO	LOB	BOTTOM	
11 Jimmy Rollins, S OBP: 0.235, SLG: 0.207	(1,6) G4-3		(0-1) G3		(1-1) F8			(4-2) BB		4	0	0	0	1	0	0		
Placido Polanco, R OBP: 0.395, SLG: 0.364	(1,4) G5-3		(2-1) 1B			(0-1) L8		(4-0) BB		5	1	2	0	0	0	3		
Bobby Abreu, L OBP: 0.273, SLG: 0.222	(1,9) K		(0-3) K			(4-2) BB		(4-0) FC3-6 BB		2	0	0	0	2	2	1		
Jim Thome, L OBP: 0.333, SLG: 0.419		(0-2) WP BB 1B	(1-2) P5			(1-3) K		(3-2) FC3-6 1B		4	1	1	0	0	1	4		
Pat Burrell, R OBP: 0.364, SLG: 0.333		(1-3) K		(1-3) K		(0-3) K		(1-2) HR 1B		4	1	1	1	0	3	2		
Mike Lieberthal, R OBP: 0.138, SLG: 0.321	(1,2) F7		(1-2) K				(0-0) P4	(1-2) HR 1B		4	1	1	3	0	1	1		
Marlon Byrd, R OBP: 0.364, SLG: 0.286		(4-1) WP BB		(0-2) G4-3			(0-1) HR 1B	(2-1) 11 BB G6-3 1B		3	1	2	0	1	0	0		
David Bell, R OBP: 0.370, SLG: 0.500		(4-1) BB			(3-2) G3		(3-1) HR 1B	(0-0) G6-3		3	1	1	2	1	0	1		
Vicente Padilla, R Doug Glanville, R Roberto Hernandez, R Ricky Ledee, L Shawn Wooten, R Rheal Cormier, L Jason Michaels, R Billy Wagner, L	(1,1) (5, PH) (6,1) (7, PH) (8,1) (8,1) (8, PH) (9,1)	(1,1) (5, PH) (6,1) (7, PH) (8,1) (8,1) (8, PH) (9,1)	(1,1) (5, PH) (6,1) (7, PH) (8,1) (8,1) (8, PH) (9,1)	(1,1) (5, PH) (6,1) (7, PH) (8,1) (8,1) (8, PH) (9,1)	(1,1) (5, PH) (6,1) (7, PH) (8,1) (8,1) (8, PH) (9,1)	(1,1) (5, PH) (6,1) (7, PH) (8,1) (8,1) (8, PH) (9,1)	(1,1) (5, PH) (6,1) (7, PH) (8,1) (8,1) (8, PH) (9,1)	(1,1) (5, PH) (6,1) (7, PH) (8,1) (8,1) (8, PH) (9,1)	(1,1) (5, PH) (6,1) (7, PH) (8,1) (8,1) (8, PH) (9,1)	(1,1) (5, PH) (6,1) (7, PH) (8,1) (8,1) (8, PH) (9,1)	(1,1) (5, PH) (6,1) (7, PH) (8,1) (8,1) (8, PH) (9,1)	(1,1) (5, PH) (6,1) (7, PH) (8,1) (8,1) (8, PH) (9,1)	(1,1) (5, PH) (6,1) (7, PH) (8,1) (8,1) (8, PH) (9,1)	(1,1) (5, PH) (6,1) (7, PH) (8,1) (8,1) (8, PH) (9,1)	(1,1) (5, PH) (6,1) (7, PH) (8,1) (8,1) (8, PH) (9,1)	(1,1) (5, PH) (6,1) (7, PH) (8,1) (8,1) (8, PH) (9,1)	(1,1) (5, PH) (6,1) (7, PH) (8,1) (8,1) (8, PH) (9,1)	
Inning Stats	R: 0 H: 0 E: 0 K: 1 S: 10	H: 0 LOB: 0 BB: 0 P: 15	R: 0 H: 1 E: 0 K: 2 S: 15	H: 1 LOB: 3 BB: 2 P: 27	R: 0 H: 1 E: 0 K: 1 S: 11	H: 1 LOB: 1 BB: 0 P: 14	R: 0 H: 0 E: 0 K: 2 S: 9	H: 0 LOB: 0 BB: 0 P: 12	R: 0 H: 0 E: 0 K: 0 S: 8	H: 0 LOB: 0 BB: 0 P: 12	R: 2 H: 2 E: 0 K: 0 S: 7	H: 2 LOB: 0 BB: 0 P: 11	R: 4 H: 4 E: 0 K: 0 S: 19	H: 4 LOB: 3 BB: 3 P: 40	1B: 6 2B: 0 3B: 0 HR: 2	SF: 0 SAC: 0 DP: 0 HBP: 0	WP: 1 PB: 0 SB: 0 CS: 0	PA: 38
PITCHER	IP WLS BF H R ER SO BB IBB HBP BLK WP HR S P ERA WHIP																	
Jose Acevedo, R ERA: 3.65	(1,1) 6.1 26 4 2 2 8 2 1 0 0 0 0 0 71 106 2.84 0.947																	
Phil Norton, L ERA: 4.5	(7,1) 1.0 H 5 1 2 2 0 1 0 0 0 0 0 0 9 19 18.00 2.000																	
Ryan Wagner, R ERA: 5.4	(8,1) 0.1 L 6 3 2 2 0 2 0 0 0 0 0 1 11 23 54.00 15.000																	
John Riedling, R ERA:	(8,1) 0.1 1 0 0 0 0 0 0 0 0 0 0 0 1 1 0.00 0.000																	

Cincinnati Reds @ Philadelphia Phillies
Citizens Bank Park, Philadelphia, PA
Thu Apr 15 2004, 1:05 PM EDT
Att: 37,512 - Sunny - 55 F

AB 32
R 6
H 8
RBI 6
BB 6
SO 8
LOB 15



Batter	1	2	3	4	5	6	7	8	9	AB	R	H	RBI	BB	SO	LOB	TOP										
D'Angelo Jimenez, S OBP: 0.447, SLG: 0.459	(1,4) C F8		(2,3) C L6-4		(3) C L4					3	0	0	0	1	0	2	Cincinnati Reds @ Chicago Cubs Wrigley Field, Chicago, IL Sat Apr 17 2004, 1:20 PM CDT Att: 40,607 - Sunny - 69 F										
Barry Larkin, R OBP: 0.207, SLG: 0.148 Ryan Wagner, R Javier Valentin, S	(1,6) X F9			(1) B G6-3		(1) B G6-3		(2) B G1-3		4	0	0	0	0	0	1											
Ken Griffey Jr., L OBP: 0.350, SLG: 0.559	(1,8) B F8			(2) B K		(2) B P3		(3) B L7		4	0	0	0	0	1	1											
Sean Casey, L OBP: 0.442, SLG: 0.553 Juan Castro, R OBP: 0.240, SLG: 0.250	(1,3) X F8			(1) B BB HBP		(3) B G6-3			(0,2) B SH5-4 BB SF7 1B	3	0	1	0	0	0	0											
Adam Dunn, L OBP: 0.561, SLG: 0.933	(1,7) B 6 WP 1B			(1) B BB			(2,1) B HR		(4,2) B SH5-4 2B BB	2	2	2	1	2	0	0											
6 Ryan Freel, R OBP: 0.282, SLG: 0.368	(1,5) X G5-3			(1) B K			(1) X P3		(0,0) X SH5-4	3	0	0	0	0	1	3											
Jason LaRue, R OBP: 0.222, SLG: 0.174	(1,2) B K				(1) X G5-3		(2) C P3		(2) S SF7	3	0	0	1	0	1	1											
Wily Mo Peña, R OBP: 0.500, SLG: 0.800 Danny Graves, R	(1,9) X K		(1) B K		(0,2) X FC3-6 1B		(3) C K		(3,H) X 2B	4	0	2	1	0	2	0											
Cory Lidle, R OBP: 0.600, SLG: 0.667 Austin Kearns, R OBP: 0.257, SLG: 0.355 Ray Olmedo, S	(1,1) X L6-4 2B				(2) X FC3-6 1B			(1,3) X K	(0,0) X 2B	2	0	1	0	0	0	1											
Inning Stats	R: 0 E: 0 K: 0 S: 8	H: 0 LOB: 0 BB: 0 P: 11	R: 0 E: 0 K: 1 S: 10	H: 1 LOB: 1 BB: 0 P: 15	R: 0 E: 0 K: 1 S: 9	H: 1 LOB: 0 BB: 0 P: 12	R: 0 E: 0 K: 2 S: 14	H: 0 LOB: 2 BB: 1 P: 25	R: 0 E: 0 K: 0 S: 7	H: 0 LOB: 1 BB: 0 P: 10	R: 1 E: 0 K: 1 S: 8	H: 1 LOB: 0 BB: 0 P: 10	R: 0 E: 0 K: 1 S: 13	H: 0 LOB: 1 BB: 1 P: 22	R: 2 E: 0 K: 0 S: 15	H: 2 LOB: 1 BB: 1 P: 20		1B: 3 2B: 3 3B: 0 HR: 1	SF: 1 SAC: 1 DP: 1 HBP: 1	WP: 2 PB: 0 SB: 0 CS: 0	PA: 36						
PITCHER	IP	WLS	BF	H	R	ER	SO	BB	IBB	HBP	BLK	WP	HR	S	P	ERA	WHIP										
34 Kerry Wood, R ERA: 3.48 Kent Mercker, L ERA: 1.42	(1,1)	8.2	L	35	6	3	6	3	0	1	0	2	1	90	131	3.12	1.038										
(9,1)	0.1	1	0	0	0	0	0	0	0	0	0	0	0	1	1	0.00	0.000										

Batter	1	2	3	4	5	6	7	8	9	AB	R	H	RBI	BB	SO	LOB	BOTTOM										
Todd Walker, L OBP: 0.400, SLG: 0.433	(1,4) B FC4-6 1B		(2) B G1-3		(3) C G4-3		(3) X P5			4	0	1	0	0	0	0	Cincinnati Reds @ Chicago Cubs Wrigley Field, Chicago, IL Sat Apr 17 2004, 1:20 PM CDT Att: 40,607 - Sunny - 69 F										
Corey Patterson, L OBP: 0.302, SLG: 0.500	(1,8) X FC4-6 2B		(1) C G3			(1) B P6		(1) L G4-3		4	0	0	0	0	1												
Sammy Sosa, R OBP: 0.440, SLG: 0.659	(1,9) B G5-3 2B			(1) B G5-3		(2,1) B 1B 16 G5-3 1B		(2) C F9		4	1	2	0	0	0												
Moises Alou, R OBP: 0.348, SLG: 0.744	(1,7) B P6 BB			(2) B P6		(3,2) B 16 G5-3 1B		(3) C G3		3	1	1	0	1	0												
16 Aramis Ramirez, R OBP: 0.388, SLG: 0.766	(1,5) B G5-3			(1,2) B 25 1B 1B		(2) B G5-3			(0,1) C FC6-4 1B	4	0	2	1	0	4												
25 Derrek Lee, R OBP: 0.386, SLG: 0.472	(1,3) B F8			(2,0) B FC4-6 1B		(1,0) B FC6-4 1B		(1,0) B F8		4	0	2	1	0	1												
Michael Barrett, R OBP: 0.361, SLG: 0.688	(1,2) B G6-3			(1,1) B FC4-6		(3) X FC6-4			(3,1) B FC6-4	4	0	0	0	0	4												
Alex Gonzalez, R OBP: 0.211, SLG: 0.278 Todd Hollandsworth, L OBP: 0.313, SLG: 0.857	(1,6) X G5-3				(1) B L1		(0,3) B K		(0,0) X FC6	3	0	0	0	0	1	0											
34 Kerry Wood, R OBP: 0.143, SLG: 0.143 Kent Mercker, L	(1,1) X F9			(1) X F9		(2) B G6-3		(2) B P3		3	0	0	0	0	0	0											
Inning Stats	R: 0 E: 0 K: 0 S: 7	H: 2 LOB: 2 BB: 1 P: 15	R: 0 E: 0 K: 0 S: 6	H: 0 LOB: 0 BB: 0 P: 8	R: 0 E: 0 K: 0 S: 7	H: 0 LOB: 0 BB: 0 P: 8	R: 0 E: 0 K: 0 S: 12	H: 2 LOB: 2 BB: 0 P: 18	R: 0 E: 0 K: 0 S: 6	H: 0 LOB: 0 BB: 0 P: 10	R: 2 E: 0 K: 1 S: 5	H: 3 LOB: 1 BB: 0 P: 20	R: 0 E: 0 K: 0 S: 7	H: 0 LOB: 0 BB: 0 P: 13	R: 0 E: 0 K: 0 S: 8	H: 1 LOB: 1 BB: 0 P: 13		1B: 7 2B: 1 3B: 0 HR: 0	SF: 0 SAC: 0 DP: 1 HBP: 0	WP: 0 PB: 0 SB: 0 CS: 0	PA: 35						
PITCHER	IP	WLS	BF	H	R	ER	SO	BB	IBB	HBP	BLK	WP	HR	S	P	ERA	WHIP										
Cory Lidle, R ERA: 3.79 Ryan Wagner, R ERA: 4.15 Danny Graves, R ERA: 5.4	(1,1)	7.0	W	28	7	2	2	1	0	0	0	0	0	7	13	0.00	1.143										
(8,1)	1.0	W	3	0	0	0	0	0	0	0	0	0	0	7	13	0.00	0.000										
(9,1)	1.0	S	4	1	0	0	0	0	0	0	0	0	0	8	13	0.00	1.000										






Batter	1	2	3	4	5	6	7	8	9	10	AB	R	H	RBI	BB	SO	LOB	TOP						
D'Angelo Jimenez, S OBP: 0.396, SLG: 0.395	F8		L3	K		G4-3		F7		K	6	0	0	0	0	2	2	Cincinnati Reds @ Chicago Cubs Wrigley Field, Chicago, IL Sun Apr 18 2004, 1:20 PM CDT Att. 39,624 - Sunny - 76 F						
Barry Larkin, R OBP: 0.229, SLG: 0.188	HR		P3		G4-3		F9	G6-3			5	1	1	0	1	0	0							
Ken Griffey Jr., L OBP: 0.348, SLG: 0.525	K		FC4-6				P4		F8	F7	6	0	2	0	0	1	3							
Sean Casey, L OBP: 0.458, SLG: 0.537	HR		FC4-6					HR	G6-3		3	2	1	0	2	0	1							
Adam Dunn, L OBP: 0.543, SLG: 1.029	HR				G6-3			HR		K	5	2	2	5	0	2	2							
6 Ryan Freel, R OBP: 0.318, SLG: 0.465	G6-3					FC6		G6-3			5	2	3	1	0	0	2							
Jason LaRue, R OBP: 0.259, SLG: 0.185			F9					G6-3		B2	4	2	1	0	0	0	2							
Wily Mo Peña, R OBP: 0.438, SLG: 0.786			F9								4	0	1	1	0	2	2							
Phil Norton, R OBP: 0.229, SLG: 0.188											0	0	0	0	0	0	0							
Todd Jones, L OBP: 0.229, SLG: 0.188											0	0	0	0	0	0	0							
Javier Valentin, S OBP: 0.229, SLG: 0.188											0	1	0	0	1	0	0							
Danny Graves, R OBP: 0.229, SLG: 0.188											0	0	0	0	0	0	0							
Paul Wilson, R OBP: 0.167, SLG: 0.167											2	0	0	0	0	1	1							
John Riedling, R OBP: 0.278, SLG: 0.469											0	0	0	0	0	0	0							
Austin Kearns, R OBP: 0.278, SLG: 0.469											1	1	1	2	0	0	0							
Todd Van Poppel, R OBP: 0.278, SLG: 0.469											2	0	0	0	0	0	0							
Juan Castro, R OBP: 0.259, SLG: 0.346											0	0	1	2	0	0	0							
Inning Stats	R: 3 E: 0 K: 1 S: 13	H: 2 LOB: 0 BB: 1 P: 22	R: 0 E: 0 K: 1 S: 5	H: 0 LOB: 0 BB: 0 P: 5	R: 0 E: 0 K: 1 S: 7	H: 1 LOB: 1 BB: 0 P: 9	R: 2 E: 0 K: 1 S: 11	H: 3 LOB: 1 BB: 0 P: 14	R: 0 E: 0 K: 1 S: 8	H: 1 LOB: 2 BB: 1 P: 15	R: 2 E: 0 K: 1 S: 14	H: 1 LOB: 0 BB: 0 P: 17	R: 2 E: 0 K: 1 S: 12	H: 3 LOB: 1 BB: 0 P: 14	R: 0 E: 0 K: 0 S: 6	H: 0 LOB: 0 BB: 0 P: 9	R: 0 E: 0 K: 1 S: 8	H: 0 LOB: 0 BB: 0 P: 10	R: 2 E: 0 K: 1 S: 11	H: 2 LOB: 2 BB: 2 P: 25	1B: 6 2B: 1 3B: 2 HR: 4	SF: 0 SAC: 0 DP: 0 HBP: 1	WP: 0 PA: 48 PB: 0 SB: 4 CS: 0	
PITCHER	IP WLS BF H R ER SO BB IBB HBP BLK WP HR S P ERA WHIP	6.0 29 8 7 7 5 2 0 0 0 0 0 3 58 82 10.50 1.667	0.1 3 2 2 2 0 0 0 0 0 0 0 1 6 8 54.00 6.000	1.2 6 1 0 0 1 0 0 0 0 0 0 0 12 15 0.00 0.600	1.0 3 0 0 0 1 0 0 0 0 0 0 0 8 10 0.00 0.000	1.0 L 7 2 2 2 1 2 0 0 0 0 0 11 25 18.00 4.000																		


Batter	1	2	3	4	5	6	7	8	9	10	AB	R	H	RBI	BB	SO	LOB	BOTTOM					
Todd Walker, L OBP: 0.415, SLG: 0.486	F7										5	1	2	2	1	0	2	Cincinnati Reds @ Chicago Cubs Wrigley Field, Chicago, IL Sun Apr 18 2004, 1:20 PM CDT Att. 39,624 - Sunny - 76 F					
Joe Borowski, R OBP: 0.229, SLG: 0.188											0	0	0	0	0	0	0						
Corey Patterson, L OBP: 0.306, SLG: 0.522	F9		G3		P4						6	1	2	1	0	0	3						
Sammy Sosa, R OBP: 0.429, SLG: 0.745	HR				G4-3						6	2	2	2	0	0	4						
Moises Alou, R OBP: 0.385, SLG: 0.854											5	2	3	1	1	1	1						
16 Aramis Ramirez, R OBP: 0.352, SLG: 0.750	P3										5	1	2	2	0	1	2						
25 Derek Lee, R OBP: 0.360, SLG: 0.415											5	0	0	0	1	1	3						
Alex Gonzalez, R OBP: 0.238, SLG: 0.300											4	2	2	0	0	0	3						
LaTroy Hawkins, R OBP: 0.229, SLG: 0.188											0	0	0	0	0	0	0						
Kyle Farnsworth, R OBP: 0.229, SLG: 0.188											0	0	0	0	0	0	0						
Jose Macias, S OBP: 0.229, SLG: 0.188											1	0	0	0	0	0	0						
Paul Bako, L OBP: 0.284, SLG: 0.143											3	0	2	1	0	0	0						
Todd Hollandsworth, L OBP: 0.355, SLG: 0.697											1	0	1	0	0	0	0						
Michael Barrett, R OBP: 0.361, SLG: 0.688											0	0	0	0	0	0	0						
Greg Maddux, R OBP: 0.286, SLG: 0.231											2	1	0	1	0	0	3						
Kent Mercker, L OBP: 0.229, SLG: 0.188											0	0	0	0	0	0	0						
Ramon Martinez, R OBP: 0.229, SLG: 0.188											2	0	1	0	0	0	0						
Inning Stats	R: 1 E: 0 K: 0 S: 8	H: 1 LOB: 1 BB: 1 P: 17	R: 1 E: 0 K: 1 S: 11	H: 2 LOB: 2 BB: 1 P: 20	R: 1 E: 0 K: 1 S: 11	H: 2 LOB: 2 BB: 1 P: 21	R: 0 E: 0 K: 0 S: 9	H: 2 LOB: 2 BB: 0 P: 15	R: 4 E: 0 K: 0 S: 9	H: 4 LOB: 1 BB: 0 P: 18	R: 1 E: 0 K: 0 S: 10	H: 1 LOB: 1 BB: 0 P: 13	R: 1 E: 0 K: 0 S: 12	H: 1 LOB: 1 BB: 0 P: 21	R: 0 E: 0 K: 0 S: 8	H: 0 LOB: 0 BB: 0 P: 13	R: 0 E: 0 K: 0 S: 10	H: 2 LOB: 1 BB: 0 P: 16	R: 1 E: 0 K: 1 S: 9	H: 1 LOB: 1 BB: 0 P: 14	1B: 7 2B: 6 3B: 1 HR: 3	SF: 1 SAC: 1 DP: 0 HBP: 1	WP: 1 PA: 51 PB: 2 SB: 0 CS: 0
PITCHER	IP WLS BF H R ER SO BB IBB HBP BLK WP HR S P ERA WHIP	4.2 11 7 6 6 2 2 0 0 0 0 0 0 49 90 11.57 2.786	0.1 3 2 2 2 0 0 0 0 0 0 0 0 1 1 0.00 0.000	1.2 7 2 1 1 0 0 0 0 0 0 0 0 18 26 5.40 1.200	0.0 2 1 1 1 0 1 0 0 0 0 0 0 3 7 ∞ ∞	0.0 2 0 0 0 0 0 0 0 0 0 0 0 19 30 0.00 0.857																	


AB	43
R	11
H	13
RBI	11
BB	4
SO	8
LOB	15



Batter	1	2	3	4	5	6	7	8	9	AB	R	H	RBI	BB	SO	LOB	TOP								
Rafael Furcal, S (1, 6) OBP: 0.304, SLG: 0.211	P5		E S HR		G4-3			K		4	1	1	0	0	1	0	<p>Atlanta Braves @ Cincinnati Reds Great American Ball Park, Cincinnati, OH Tue Apr 20 2004, 7:10 PM EDT Att: 20,232 - Cloudy - 72 F</p> <p>livebaseballscores.com</p> <p>AB 30 R 2 H 4 RBI 2 BB 2 SO 8 LOB 4</p> 								
Marcus Giles, R (1, 4) OBP: 0.424, SLG: 0.558	P3		HR			P3			G1-3	4	1	1	2	0	0	0									
J.D. Drew, L (1, 9) OBP: 0.368, SLG: 0.310									G5-3	2	0	0	0	2	0	0									
Andruw Jones, R (1, 8) OBP: 0.356, SLG: 0.429	K									4	0	1	0	0	2	2									
Adam LaRoche, L (1, 3) OBP: 0.200, SLG: 0.206										4	0	0	0	0	2	1									
Eli Marrero, R (1, 7) OBP: 0.150, SLG: 0.278										3	0	0	0	0	1	0									
Johnny Estrada, S (1, 2) OBP: 0.311, SLG: 0.405										3	0	1	0	0	0	0									
Mark DeRosa, R (1, 5) OBP: 0.327, SLG: 0.239										3	0	0	0	0	2	1									
John Thomson, R (1, 1) Julio Franco, R (8, PH) C.J. Nitkowski, L (8, 1)										2	0	0	0	0	0	0									
										1	0	0	0	0	0	0									
Inning Stats	R: 0 E: 0 K: 1 S: 10	H: 0 LOB: 1 BB: 1 P: 19	R: 0 E: 1 K: 2 S: 13	H: 1 LOB: 1 BB: 0 P: 21	R: 2 E: 0 K: 1 S: 14	H: 2 LOB: 0 BB: 0 P: 19	R: 0 E: 0 K: 1 S: 10	H: 0 LOB: 0 BB: 0 P: 14	R: 0 E: 0 K: 1 S: 7	H: 0 LOB: 0 BB: 0 P: 9	R: 0 E: 0 K: 0 S: 6	H: 0 LOB: 0 BB: 1 P: 11	R: 0 E: 0 K: 1 S: 9	H: 0 LOB: 0 BB: 0 P: 9	R: 0 E: 0 K: 1 S: 6	H: 0 LOB: 0 BB: 0 P: 7	R: 0 E: 0 K: 1 S: 11	H: 1 LOB: 1 BB: 0 P: 18	1B: 3 2B: 0 3B: 0 HR: 1	SF: 0 SAC: 0 DP: 1 HBP: 0	WP: 0 PB: 0 SB: 1 CS: 0	PA: 32			
PITCHER	IP	WLS	BF	H	R	ER	SO	BB	IBB	HBP	BLK	WP	HR	S	P	ERA	WHIP								
Jose Acevedo, R (1, 1) ERA: 3.26	7.0	W	25	3	2	2	6	2	0	0	0	0	1	69	102	2.57	0.714								
Todd Jones, R (8, 1) ERA: 2.25	1.0	H	3	0	0	0	1	0	0	0	0	0	0	6	7	0.00	0.000								
Danny Graves, R (9, 1) ERA: 3.86	1.0	S	4	1	0	0	1	0	0	0	0	0	0	11	18	0.00	1.000								

Batter	1	2	3	4	5	6	7	8	9	AB	R	H	RBI	BB	SO	LOB	BOTTOM								
D'Angelo Jimenez, S (1, 4) OBP: 0.361, SLG: 0.340	G4-3		G4-3							4	0	0	0	0	1	2	<p>Atlanta Braves @ Cincinnati Reds Great American Ball Park, Cincinnati, OH Tue Apr 20 2004, 7:10 PM EDT Att: 20,232 - Cloudy - 72 F</p> <p>livebaseballscores.com</p> <p>AB 29 R 3 H 7 RBI 3 BB 4 SO 3 LOB 15</p> 								
Bary Larkin, R (1, 6) OBP: 0.256, SLG: 0.225	G6-3			G4-6-3 BB 2B						4	1	2	2	0	0	0									
Ken Griffey Jr., L (1, 8) OBP: 0.352, SLG: 0.500					2H 3H 1B					2	0	0	0	2	0	1									
Austin Kearns, R (1, 9) OBP: 0.273, SLG: 0.395	G2									3	0	0	0	1	0	3									
Sean Casey, L (1, 3) OBP: 0.464, SLG: 0.563										4	0	3	1	0	0	0									
Adam Dunn, L (1, 7) OBP: 0.519, SLG: 0.902										3	0	0	0	1	2	3									
Javier Valentin, S (1, 2) OBP: 0.273, SLG: 0.111										4	1	1	0	0	0	4									
6 Ryan Freel, R (1, 5) OBP: 0.314, SLG: 0.460 Todd Jones, L (8, 1) Danny Graves, R (9, 1)										3	1	1	0	0	0	2									
Jose Acevedo, R (1, 1) OBP: 0.286, SLG: 0.167 Juan Castro, R (7, PH) C.J. Nitkowski, L (8, 5)										1	0	0	0	0	0	0									
										1	0	0	0	0	0	0									
Inning Stats	R: 0 E: 0 K: 0 S: 10	H: 0 LOB: 1 BB: 1 P: 20	R: 0 E: 0 K: 0 S: 9	H: 0 LOB: 0 BB: 0 P: 13	R: 0 E: 0 K: 0 S: 7	H: 0 LOB: 0 BB: 0 P: 12	R: 1 E: 0 K: 1 S: 13	H: 2 LOB: 1 BB: 1 P: 24	R: 2 E: 0 K: 0 S: 9	H: 3 LOB: 1 BB: 0 P: 12	R: 0 E: 0 K: 0 S: 6	H: 1 LOB: 2 BB: 1 P: 14	R: 0 E: 0 K: 1 S: 6	H: 0 LOB: 0 BB: 0 P: 8	R: 0 E: 0 K: 1 S: 12	H: 1 LOB: 2 BB: 1 P: 21	1B: 5 2B: 2 3B: 0 HR: 0	SF: 0 SAC: 1 DP: 1 HBP: 0	WP: 0 PB: 0 SB: 0 CS: 0	PA: 34					
PITCHER	IP	WLS	BF	H	R	ER	SO	BB	IBB	HBP	BLK	WP	HR	S	P	ERA	WHIP								
John Thomson, R (1, 1) ERA: 2.7	7.0	L	29	6	3	3	2	2	0	0	0	0	0	60	103	3.86	1.143								
C.J. Nitkowski, L (8, 1) ERA: 5.06	1.0		5	1	0	0	1	1	0	0	0	0	0	12	21	0.00	2.000								

Batter	1	2	3	4	5	6	7	8	9	AB	R	H	RBI	BB	SO	LOB	TOP
Rafael Furcal, S (1,6) OBP: 0.313, SLG: 0.333	0-1 G5-3		2-2 G5-3		2-2 G3-1					3	0	0	0	0	0	2	<p>Atlanta Braves @ Cincinnati Reds Great American Ball Park, Cincinnati, OH</p> <p>Thu Apr 22 2004, 12:35 PM EDT Att: 19,909 - Unknown - 60 F</p> <p>livebaseballscores.com</p> <p>AB 19 R 3 H 5 RBI 3 BB 1 SO 2 LOB 7</p> 
Dewayne Wise, L (1,7) OBP: 0.233, SLG: 0.467	0-3 K			1-0 L9	0-2 G3-1					3	0	0	0	0	1	0	
Marcus Giles, R (1,4) OBP: 0.409, SLG: 0.525	3-2 F8			0-0 1B 2B						2	1	1	0	0	0	0	
J.D. Drew, L (1,9) OBP: 0.378, SLG: 0.343		1-0 G4-3		1-1 2B 1B						2	1	1	0	0	0	0	
Andruw Jones, R (1,8) OBP: 0.348, SLG: 0.455		1-1 F8		0-0 F9						2	0	0	0	0	0	2	
Adam LaRoche, L (1,3) OBP: 0.282, SLG: 0.375		1-0 L7		3-2 2B						2	1	1	1	0	0	0	
Johnny Estrada, S (1,2) OBP: 0.347, SLG: 0.432			4-0 G5-3 1B BB	0-1 2B						1	0	1	2	1	0	0	
Mark DeRosa, R (1,5) OBP: 0.371, SLG: 0.275			1-2 1B	0-1 F8						2	0	1	0	0	0	1	
Jaret Wright, R (1,1) OBP: 0.333, SLG: 0.667			1-3 K		2-2 G6-3					0	0	0	0	0	0	0	
Juan Cruz, R (2,1) Jesse Garcia, R (5, PH) C.J. Nitkowski, L (5,1)										1	0	0	0	0	0	1	
										1	0	0	0	0	0	0	0
Inning Stats	R: 0 E: 0 K: 1 S: 13	H: 0 LOB: 0 BB: 0 P: 16	R: 0 E: 0 K: 0 S: 4	H: 0 LOB: 0 BB: 0 P: 7	R: 0 E: 0 K: 1 S: 10	H: 1 LOB: 1 BB: 1 P: 18	R: 3 E: 0 K: 0 S: 12	H: 4 LOB: 1 BB: 0 P: 17	R: 0 E: 0 K: 0 S: 9	H: 0 LOB: 0 BB: 0 P: 13	1B: 3 2B: 2 3B: 0 HR: 0	SF: 0 SAC: 0 DP: 1 HBP: 0	WP: 0 PA: 20 PB: 0 SB: 0 CS: 0				
PITCHER Cory Lidle, R (1,1) ERA: 4.13	IP: 5.0 WLS: W BF: 20 H: 5 R: 3 ER: 3 SO: 2 BB: 1 IBB: 0 HBP: 0 BLK: 0 WP: 0 HR: 0 S: 48 P: 71 ERA: 5.40 WHIP: 1.200																

Batter	1	2	3	4	5	6	7	8	9	AB	R	H	RBI	BB	SO	LOB	BOTTOM		
D'Angelo Jimenez, S (1,4) OBP: 0.348, SLG: 0.304	4-1 6 CS BB	4-2 1B 1B BB		2-3 K						1	1	0	1	2	1	0	<p>Atlanta Braves @ Cincinnati Reds Great American Ball Park, Cincinnati, OH</p> <p>Thu Apr 22 2004, 12:35 PM EDT Att: 19,909 - Unknown - 60 F</p> <p>livebaseballscores.com</p> <p>AB 18 R 5 H 5 RBI 4 BB 7 SO 3 LOB 11</p> 		
6 Ryan Freel, R (1,5) OBP: 0.281, SLG: 0.411	1 SAFE 3-3 K	2-3 K		0-0 G6-3						3	0	0	0	0	2	4			
Ken Griffey Jr., L (1,8) OBP: 0.355, SLG: 0.472	4-0 BB	1-0 1B 1B		2-1 F9						2	0	1	2	1	0	0			
Sean Casey, L (1,3) OBP: 0.476, SLG: 0.673	2-1 P2	0-0 1B		0-1 G3						3	0	1	1	0	0	1			
Adam Dunn, L (1,7) OBP: 0.525, SLG: 0.867		1-3 3-H 1B		4-2 BB BB						1	0	0	0	2	0	2			
Austin Kearns, R (1,9) OBP: 0.288, SLG: 0.349	1 SAFE 0-0 FC5-4 1B 1B PB	2-2 F8		4-0 BB BB						2	1	0	0	1	0	1			
Jason LaRue, R (1,2) OBP: 0.256, SLG: 0.237	1-0 PB 1B BB	1-0 G5-3		2-2 P6						3	1	1	0	0	0	2			
Juan Castro, R (1,6) OBP: 0.290, SLG: 0.400	1-0 BB PB 1B	0-0 BB PB 1B		0-0 2B						2	1	2	0	0	0	0			
Cory Lidle, R (1,1) OBP: 0.571, SLG: 0.500	4-1 1B BB	0-1 G6-3								1	1	0	0	1	0	1			
Inning Stats	R: 0 E: 0 K: 1 S: 6	H: 0 LOB: 1 BB: 2 P: 19	R: 5 E: 0 K: 1 S: 19	H: 4 LOB: 2 BB: 3 P: 38	R: 0 E: 0 K: 0 S: 8	H: 1 LOB: 1 BB: 0 P: 11	R: 0 E: 0 K: 1 S: 7	H: 0 LOB: 0 BB: 0 P: 11	R: 0 E: 0 K: 0 S: 8	H: 0 LOB: 2 BB: 2 P: 18	1B: 4 2B: 2 3B: 0 HR: 0	SF: 0 SAC: 0 DP: 1 HBP: 0	WP: 0 PA: 25 PB: 1 SB: 0 CS: 1						
PITCHER Jaret Wright, R (1,1) ERA: 5.27 Juan Cruz, R (2,1) ERA: 1.0 C.J. Nitkowski, L (5,1) ERA: 4.5	IP: 1.2 WLS: L BF: 13 H: 4 R: 5 ER: 5 SO: 2 BB: 5 IBB: 0 HBP: 0 BLK: 0 WP: 0 HR: 0 S: 23 P: 53 ERA: 27.00 WHIP: 5.400	2.1 8 1 0 0 1 0 0 0 0 0 0 17 26 0.00 0.429	0.2 4 0 0 0 0 2 0 0 0 0 0 8 18 0.00 3.000																

Batter	1	2	3	4	5	6	7	8	9	AB	R	H	RBI	BB	SO	LOB	TOP				
D'Angelo Jimenez, S OBP: 0.339, SLG: 0.295	P2		1B BB	CS	F9		F9		FC4	5	1	1	1	0	0	1	Cincinnati Reds @ Pittsburgh Pirates PNC Park, Pittsburgh, PA Fri Apr 23 2004, 7:05 PM EDT Att: 17,350 - Cloudy - 61 F				
Barry Larkin, R OBP: 0.302, SLG: 0.286	1B		1B BB	FC6-4	HR		G1-3		F9	4	2	2	0	1	0	2					
Sean Casey, L OBP: 0.471, SLG: 0.650	F7		1B	FC6-4	HR		G1-3		1B	5	1	2	0	0	0	2					
Adam Dunn, L OBP: 0.530, SLG: 0.898	1B		1B	FC6-4	HR		K		P6	4	1	2	4	1	1	3					
Austin Kearns, R OBP: 0.286, SLG: 0.326	1B		FC6-4	G5-4-3	G5-3		G4-3			3	0	0	1	1	0	2					
Jason LaRue, R OBP: 0.234, SLG: 0.214	G1-3		G5-4-3		P6		G5-3			4	0	0	0	0	0	5					
Wily Mo Peña, R OBP: 0.409, SLG: 0.611			F8		G6-3		K			3	1	0	0	1	1	0					
Danny Graves, R									1B FC4	0	0	0	0	0	0	0					
6 Ryan Freel, R OBP: 0.279, SLG: 0.390			K				G6-3		F8	3	0	0	0	1	1	1					
Paul Wilson, R OBP: 0.125, SLG: 0.125			K				F9		1B FC4	2	0	0	0	0	2	1					
Jason Rios, R OBP: 0.117, SLG: 0.111										1	0	0	0	0	0	0					
John Nearing, R OBP: 0.117, SLG: 0.111										0	0	0	0	0	0	0					
Todd Jones, L OBP: 0.117, SLG: 0.111										0	0	0	0	0	0	0					
Juan Castro, R OBP: 0.117, SLG: 0.111										1	0	1	0	0	0	0					
Inning Stats	R: 0 H: 2 E: 0 K: 0 S: 15	H: 2 R: 5 ER: 4 SO: 3 LOB: 3 BB: 1 P: 25	R: 0 H: 0 E: 0 K: 2 S: 7	H: 0 R: 0 ER: 0 SO: 1 LOB: 0 BB: 0 P: 12	R: 2 H: 2 E: 0 K: 0 S: 16	H: 2 R: 0 ER: 0 SO: 1 LOB: 1 BB: 2 P: 28	R: 0 H: 0 E: 0 K: 1 S: 7	H: 0 R: 1 ER: 0 SO: 1 LOB: 0 BB: 1 P: 13	R: 3 H: 2 E: 1 K: 0 S: 11	H: 2 R: 0 ER: 0 SO: 0 LOB: 0 BB: 0 P: 17	R: 0 H: 0 E: 0 K: 1 S: 6	H: 0 R: 0 ER: 0 SO: 0 LOB: 0 BB: 0 P: 9	R: 0 H: 0 E: 0 K: 1 S: 5	H: 0 R: 0 ER: 0 SO: 0 LOB: 0 BB: 0 P: 6	R: 0 H: 0 E: 0 K: 1 S: 10	H: 0 R: 0 ER: 0 SO: 0 LOB: 0 BB: 0 P: 14	R: 1 H: 2 E: 0 K: 0 S: 21	H: 2 R: 0 ER: 0 SO: 3 LOB: 3 BB: 1 P: 35	1B: 7 RBI: 0 3B: 0 HR: 1	SF: 0 SAC: 0 DP: 1 HBP: 0	WP: 0 PA: 41 PB: 0 SB: 0 CS: 1
PITCHER	IP WLS BF H R ER SO BB IBB HBP BLK WP HR S P ERA WHIP																				
Kip Wells, R ERA: 3.0	5.0 L 24 6 5 4 3 4 0 0 0 0 0 1 56 95 7.20 2.000																				
Brian Meadows, R ERA: 1.69	1.0 3 0 0 0 1 0 0 0 0 0 0 6 9 0.00 0.000																				
34 John Grabow, L ERA: 2.45	2.0 6 0 0 0 1 0 0 0 0 0 0 15 20 0.00 0.000																				
16 Salomon Torres, R ERA: 6.75	0.2 5 1 1 1 0 1 0 0 0 0 0 16 26 13.50 3.000																				
37 Mike Johnston, L ERA:	0.1 2 1 0 0 0 0 0 0 0 0 0 5 9 0.00 3.000																				

AB	35
R	6
H	8
RBI	6
BB	5
SO	5
LOB	17



Batter	1	2	3	4	5	6	7	8	9	AB	R	H	RBI	BB	SO	LOB	BOTTOM
Tike Redman, L OBP: 0.271, SLG: 0.373	F7		2B	L4		G4-3		G3		5	1	1	0	0	0	0	Cincinnati Reds @ Pittsburgh Pirates PNC Park, Pittsburgh, PA Fri Apr 23 2004, 7:05 PM EDT Att: 17,350 - Cloudy - 61 F
2 Jack Wilson, R OBP: 0.403, SLG: 0.593	G4-3		1B	1B		G1-3		2B		5	1	3	0	0	0	0	
18 Jason Kendall, R OBP: 0.458, SLG: 0.417	FC5-4		1B	1B		G6-3		G6-3		3	1	1	1	1	0	1	
Raul Mondesi, R OBP: 0.333, SLG: 0.448	FC5-4		2B	1B		F8		K		5	0	1	0	0	1	4	
Randall Simon, L OBP: 0.212, SLG: 0.226	F7		G1-3			P6		G3		5	1	1	0	0	0	3	
Craig Wilson, R OBP: 0.438, SLG: 0.696	1B		FC6			G3		BB		2	0	1	1	1	0	1	
Bobby Hill, S OBP: 0.371, SLG: 0.323	1B		1B			G3		K		4	0	2	1	0	1	2	
Chris Stynes, R OBP: 0.244, SLG: 0.256	F7		K			G6-3		K		4	0	0	0	0	2	5	
Kip Wells, R ERA: 3.0	F7					F8		K		2	0	0	0	0	2	1	
Rob Mackowiak, L OBP: 0.406, SLG: 0.417										1	0	0	0	0	0	1	
Brian Meadows, R ERA: 1.69										0	0	0	0	0	0	0	
34 John Grabow, L ERA: 2.45										0	0	0	0	0	0	0	
Abraham Nunez, S OBP: 0.125, SLG: 0.125										1	0	0	0	0	1	0	
16 Salomon Torres, R ERA: 6.75										0	0	0	0	0	0	0	
37 Mike Johnston, L ERA:										0	0	0	0	0	0	0	
Inning Stats	R: 0 H: 0 E: 0 K: 0 S: 9	H: 1 R: 4 ER: 4 SO: 10 LOB: 2 BB: 0 P: 14	R: 3 H: 5 E: 1 K: 1 S: 18	H: 5 R: 0 ER: 0 SO: 2 LOB: 0 BB: 0 P: 26	R: 0 H: 1 E: 0 K: 0 S: 8	H: 1 R: 0 ER: 0 SO: 1 LOB: 2 BB: 1 P: 13	R: 1 H: 2 E: 0 K: 0 S: 9	H: 2 R: 0 ER: 0 SO: 0 LOB: 1 BB: 0 P: 15	R: 0 H: 0 E: 0 K: 1 S: 10	H: 0 R: 0 ER: 0 SO: 0 LOB: 0 BB: 1 P: 15	R: 0 H: 0 E: 0 K: 2 S: 13	H: 0 R: 0 ER: 0 SO: 0 LOB: 0 BB: 0 P: 17	R: 0 H: 1 E: 0 K: 1 S: 6	H: 1 R: 0 ER: 0 SO: 1 LOB: 1 BB: 0 P: 11	1B: 6 RBI: 0 3B: 0 HR: 0	SF: 0 SAC: 0 DP: 0 HBP: 2	WP: 0 PA: 41 PB: 0 SB: 0 CS: 0
PITCHER	IP WLS BF H R ER SO BB IBB HBP BLK WP HR S P ERA WHIP																
Paul Wilson, R ERA: 4.13	5.0 W 27 9 4 4 4 1 1 0 0 0 0 0 0 17 23 0.00 0.500																
John Riedling, R ERA: 1.04	2.0 H 7 0 0 0 1 1 0 0 0 0 0 0 17 23 0.00 0.500																
Todd Jones, R ERA: 3.6	1.0 H 3 0 0 0 2 0 0 0 0 0 0 0 13 17 0.00 0.000																
Danny Graves, R ERA: 4.0	1.0 S 4 1 0 0 1 0 0 0 0 0 0 0 6 11 0.00 1.000																

AB	37
R	4
H	10
RBI	3
BB	2
SO	5
LOB	19



Batter	1	2	3	4	5	6	7	8	9	AB	R	H	RBI	BB	SO	LOB	TOP					
D'Angelo Jimenez, S OBP: 0.375, SLG: 0.369										4	2	3	3	2	1	0	Cincinnati Reds @ Pittsburgh Pirates PNC Park, Pittsburgh, PA Sat Apr 24 2004, 7:05 PM EDT Att: 24,732 - Cloudy - 65 F					
Barry Larkin, R OBP: 0.322, SLG: 0.327										6	1	3	1	0	0	7						
Ken Griffey Jr., L OBP: 0.353, SLG: 0.475										6	1	2	1	0	1	5						
Sean Casey, L OBP: 0.479, SLG: 0.677										5	1	3	1	0	0	1						
Adam Dunn, L OBP: 0.535, SLG: 0.863									2	2	0	0	2	2	1							
Austin Kearns, R OBP: 0.279, SLG: 0.333										5	1	1	0	0	1	6						
Jason LaRue, R OBP: 0.235, SLG: 0.217										4	1	1	0	0	0	5						
Juan Castro, R OBP: 0.324, SLG: 0.400										4	0	1	0	1	1	1						
Jeremy Haynes, R Wily Mo Peña, R Todd Van Poppel, R Ryan Wagner, R Jason Reith, R Todd Jones, L Bobby Hill, S Bobby Hill, S Jason Boyd, R Brian Boehringer, S Danny Graves, R										8	0	0	0	0	0	0						
Inning Stats	R: 0 E: 0 K: 1 S: 14	H: 1 LOB: 1 BB: 0 P: 20	R: 1 E: 0 K: 1 S: 10	H: 2 LOB: 1 BB: 0 P: 18	R: 5 E: 0 K: 0 S: 17	H: 5 LOB: 3 BB: 3 P: 37	R: 0 E: 0 K: 0 S: 9	H: 2 LOB: 2 BB: 1 P: 16	R: 1 E: 0 K: 1 S: 12	H: 2 LOB: 1 BB: 0 P: 21	R: 0 E: 0 K: 1 S: 7	H: 1 LOB: 1 BB: 0 P: 10	R: 0 E: 0 K: 0 S: 9	H: 1 LOB: 1 BB: 0 P: 16	R: 0 E: 0 K: 1 S: 6	H: 0 LOB: 0 BB: 0 P: 7		R: 2 E: 1 K: 1 S: 18	H: 1 LOB: 3 BB: 1 P: 31	1B: 9 2B: 5 3B: 0 HR: 1	SF: 0 SAC: 1 DP: 2 HBP: 2	WP: 0 PB: 0 SB: 1 CS: 0
PITCHER	IP: 5.0 WLS: L BF: 30 ERA: 3.91	H: 12 R: 7 ER: 6 SO: 3	BB: 2 IBB: 2 HBP: 1 BLK: 0	WP: 0 HR: 1 S: 62 P: 112	ERA: 10.80 WHIP: 2.800	IP: 1.0 WLS: S BF: 2 ERA: 7.04	H: 0 R: 0 ER: 0 SO: 1	BB: 0 IBB: 0 HBP: 0 BLK: 0	WP: 0 HR: 0 S: 5 P: 6	ERA: 0.00 WHIP: 0.000												

AB	40
R	9
H	15
RBI	7
BB	5
SO	6
LOB	28



Batter	1	2	3	4	5	6	7	8	9	AB	R	H	RBI	BB	SO	LOB	BOTTOM					
Tike Redman, L OBP: 0.267, SLG: 0.361										5	0	1	0	0	0	4	Cincinnati Reds @ Pittsburgh Pirates PNC Park, Pittsburgh, PA Sat Apr 24 2004, 7:05 PM EDT Att: 24,732 - Cloudy - 65 F					
2 Jack Wilson, R OBP: 0.388, SLG: 0.563									5	1	1	0	0	1	2							
18 Jason Kendall, R OBP: 0.453, SLG: 0.434									5	1	2	0	0	0	2							
Raul Mondesi, R OBP: 0.353, SLG: 0.460										5	1	3	1	0	0	1						
Rob Mackowiak, L OBP: 0.420, SLG: 0.500										4	3	2	1	1	1	3						
Craig Wilson, R OBP: 0.449, SLG: 0.683									4	1	2	1	1	1	1							
Randall Simon, L OBP: 0.235, SLG: 0.250									1	0	1	0	0	0	0							
J.J. Davis, R OBP: 0.214, SLG: 0.091									2	0	0	1	1	2	1							
Jose Castillo, R OBP: 0.385, SLG: 0.364										5	0	2	1	0	0	2						
Kris Benson, R Abraham Nunez, S 34 John Grabow, L 16 Salomon Torres, R Bobby Hill, S 37 Mike Johnston, L Jason Boyd, R Brian Boehringer, S										2	0	2	1	0	0	0						
Inning Stats	R: 4 E: 0 K: 0 S: 16	H: 7 LOB: 2 BB: 0 P: 19	R: 0 E: 0 K: 1 S: 9	H: 1 LOB: 1 BB: 0 P: 14	R: 0 E: 0 K: 1 S: 8	H: 1 LOB: 0 BB: 0 P: 11	R: 0 E: 0 K: 0 S: 15	H: 2 LOB: 2 BB: 0 P: 22	R: 2 E: 0 K: 0 S: 9	H: 2 LOB: 2 BB: 2 P: 19	R: 0 E: 0 K: 1 S: 11	H: 1 LOB: 1 BB: 0 P: 17	R: 0 E: 0 K: 0 S: 10	H: 1 LOB: 2 BB: 0 P: 17	R: 0 E: 0 K: 0 S: 13	H: 0 LOB: 0 BB: 0 P: 19	R: 1 E: 0 K: 1 S: 12	H: 1 LOB: 0 BB: 1 P: 17	1B: 14 2B: 1 3B: 0 HR: 1	SF: 2 SAC: 0 DP: 2 HBP: 1	WP: 0 PB: 0 SB: 0 CS: 0	PA: 44
PITCHER	IP: 1.0 WLS: W BF: 17 ERA: 9.58	H: 6 R: 2 ER: 2 SO: 2	BB: 2 IBB: 0 HBP: 0 BLK: 0	WP: 0 HR: 0 S: 38 P: 62	ERA: 5.40 WHIP: 2.400	IP: 2.1 WLS: S BF: 4 ERA: 4.5	H: 1 R: 1 ER: 1 SO: 1	BB: 1 IBB: 0 HBP: 0 BLK: 0	WP: 0 HR: 1 S: 12 P: 17	ERA: 9.00 WHIP: 2.000												

AB	38
R	7
H	16
RBI	7
BB	3
SO	5
LOB	16



Batter	1	2	3	4	5	6	7	8	9	AB	R	H	RBI	BB	SO	LOB	TOP			
D'Angelo Jimenez, S OBP: 0.381, SLG: 0.368 (1, 4)	F9		1-1 1B			3-2 G4-3		4-2 BB		3	0	1	0	1	0	0	Cincinnati Reds @ Pittsburgh Pirates PNC Park, Pittsburgh, PA Sun Apr 25 2004, 1:35 PM EDT Att: 13,264 - Overcast - 65 F			
Barry Larkin, R OBP: 0.317, SLG: 0.322 (1, 6)	G1-6-3		1-3 K			2-1 G3-6-3 1B		0-2 F9		4	0	1	0	0	1	3				
Ken Griffey Jr., L OBP: 0.333, SLG: 0.444 (1, 8)	G5-3				0-0 G1-3	0-2 G3-6-3 1-2		0-3 K		4	0	0	0	0	1	2				
Sean Casey, L OBP: 0.481, SLG: 0.681 (1, 3)		1-3 K			1-1 1B		1-0 1B 2B		0-0 G3-1	4	0	2	0	0	1	0				
Adam Dunn, L OBP: 0.507, SLG: 0.800 (1, 7)		2-3 K			2-3 K		3-3 K		0-0 G6-3	4	0	0	0	0	3	2				
Javier Valentin, S OBP: 0.188, SLG: 0.071 (1, 2)		0-1 G4-3			1-1 G5-3		1-0 F9		3-2 L9	4	0	0	0	0	0	2				
Wily Mo Peña, R OBP: 0.423, SLG: 0.591 Phil Norton, R (7, 1)			0-1 1B SH3-4 1B		2-2 G4-3		3-2 1B			3	0	2	0	0	0	0				
Juan Castro, R OBP: 0.300, SLG: 0.368 (1, 5)			0-3 K		0-0 P4		0-3 K			3	0	0	0	0	2	3				
Jose Acevedo, R OBP: 0.250, SLG: 0.143 Jason Romano, R OBP: 0.091, SLG: 0.091 (1, 1) (7, 9)			0-2 SH3-4		0-3 K			1-3 K2-3		1	0	0	0	0	1	0				
Inning Stats	R: 0 E: 0 K: 0 S: 7	H: 0 LOB: 0 BB: 0 P: 10	R: 0 E: 0 K: 2 S: 9	H: 0 LOB: 0 BB: 0 P: 12	R: 0 E: 0 K: 2 S: 13	H: 2 LOB: 0 BB: 0 P: 15	R: 0 E: 0 K: 1 S: 8	H: 1 LOB: 1 BB: 0 P: 12	R: 0 E: 0 K: 1 S: 8	H: 0 LOB: 0 BB: 0 P: 10	R: 0 E: 0 K: 2 S: 12	H: 2 LOB: 2 BB: 0 P: 20	R: 0 E: 0 K: 2 S: 11	H: 0 LOB: 1 BB: 1 P: 16	R: 0 E: 0 K: 0 S: 5	H: 0 LOB: 0 BB: 0 P: 8		1B: 5 2B: 1 3B: 0 HR: 0	SF: 0 SAC: 1 DP: 1 HBP: 0	WP: 0 PB: 0 SB: 0 CS: 0
PITCHER Oliver Pérez, L ERA: 1.74 (1, 1)	IP: 9.0 WLS: W BF: 33 H: 6 R: 0 ER: 0 SO: 10 BB: 1 IBB: 0 HBP: 0 BLK: 0 WP: 0 HR: 0 S: 82 P: 117 ERA: 0.00 WHIP: 0.778																			

AB	31
R	0
H	6
RBI	0
BB	1
SO	10
LOB	12



Batter	1	2	3	4	5	6	7	8	9	AB	R	H	RBI	BB	SO	LOB	BOTTOM			
Tike Redman, L OBP: 0.253, SLG: 0.342 (1, 8)	P5		0-0 F9			0-1 G3-1		2-3 K		4	0	0	0	0	1	2	Cincinnati Reds @ Pittsburgh Pirates PNC Park, Pittsburgh, PA Sun Apr 25 2004, 1:35 PM EDT Att: 13,264 - Overcast - 65 F			
2 Jack Wilson, R OBP: 0.380, SLG: 0.559 (1, 6)	F9		2-0 2B		1-3 K2-3		0-1 G5-4-3 1-2			4	0	1	1	0	1	1				
Raul Mondesi, R OBP: 0.375, SLG: 0.470 (1, 9)	G5-3		4-0 BB		2-1 1B			2-2 G1-3 1B FC4 1B		3	1	2	0	1	0	0				
Craig Wilson, R OBP: 0.438, SLG: 0.656 (1, 3)		1-3 K	2-3 K		0-0 P6			2-0 FC4 G1-3 1B		4	0	1	0	0	2	3				
Rob Mackowiak, L OBP: 0.407, SLG: 0.545 (1, 7)		0-0 HR			0-2 F7		0-1 G6-3		0-1 G1-3	4	1	1	1	0	0	2				
11 Humberto Cota, R OBP: 0.308, SLG: 0.750 (1, 2)		2-3 K			2-2 WP HR 1B		0-0 HR		4-0 FC4 IBB	3	2	2	1	1	1	0				
Chris Stynes, R OBP: 0.224, SLG: 0.234 (1, 5)		1-2 G6-3			2-3 K		2-3 K		0-1 FC4	4	0	0	1	0	2	3				
Jose Castillo, R OBP: 0.395, SLG: 0.459 (1, 4)			0-1 SH1-4 2B 1B		2-2 HR		1-3 K		0-2 FC4-6	4	2	2	2	0	1	2				
Oliver Pérez, L OBP: 0.500, SLG: 0.500 (1, 1)			0-1 SH1-4		2-3 K				0-0 G5-4-3 1B	2	0	1	0	0	1	0				
Inning Stats	R: 0 E: 0 K: 0 S: 9	H: 0 LOB: 0 BB: 0 P: 12	R: 1 E: 0 K: 2 S: 10	H: 1 LOB: 0 BB: 0 P: 14	R: 1 E: 0 K: 1 S: 10	H: 2 LOB: 2 BB: 1 P: 18	R: 2 E: 0 K: 2 S: 16	H: 2 LOB: 0 BB: 0 P: 24	R: 0 E: 0 K: 1 S: 10	H: 1 LOB: 1 BB: 0 P: 13	R: 1 E: 0 K: 2 S: 10	H: 1 LOB: 0 BB: 0 P: 13	R: 0 E: 0 K: 1 S: 7	H: 1 LOB: 0 BB: 0 P: 9	R: 1 E: 0 K: 0 S: 11	H: 2 LOB: 2 BB: 1 P: 19		1B: 6 2B: 1 3B: 0 HR: 3	SF: 0 SAC: 1 DP: 1 HBP: 0	WP: 1 PB: 0 SB: 0 CS: 0
PITCHER Jose Acevedo, R ERA: 4.26 Phil Norton, L ERA: 9.95 (1, 1) (7, 1)	IP: 6.0 WLS: L BF: 26 H: 7 R: 5 ER: 5 SO: 8 BB: 1 IBB: 0 HBP: 0 BLK: 0 WP: 1 HR: 3 S: 65 P: 94 ERA: 7.50 WHIP: 1.333																			

AB	32
R	6
H	10
RBI	6
BB	2
SO	9
LOB	13



Batter	1	2	3	4	5	6	7	8	9	AB	R	H	RBI	BB	SO	LOB	TOP							
D'Angelo Jimenez, S OBP: 0.382, SLG: 0.361	1-1 G4-3	0-1 1B		4-2 BB			3-2 F9		1-3 K	4	0	1	0	1	1	0								
Barry Larkin, R OBP: 0.324, SLG: 0.317	1-3 K	2-1 G6-4-3		1-3 K			4-2 E 2B		1-2 1B	4	1	1	0	1	2	3								
Ken Griffey Jr., L OBP: 0.325, SLG: 0.426	0-0 HR 1B		0-1 G3	0-0 G3-6-1			1-1 L8		1-3 K	5	1	1	0	0	1	3								
Sean Casey, L OBP: 0.476, SLG: 0.699	2-1 HR		4-1 6 3B		0-1 F7		0-0 E4 2B		2-0 F7	4	3	1	2	1	0	2								
Adam Dunn, L OBP: 0.506, SLG: 0.793	4-0 HBP BB		2-3 K		0-0 G4-3		1-2 6 S 2B		1-2 K	3	0	1	2	1	1	1								
Austin Kearns, R OBP: 0.290, SLG: 0.333	1-2 HBP		2-1 3B		1-3 K		2-3 K			0	0	0	0	0	0	0								
6 Ryan Freel, R OBP: 0.292, SLG: 0.419	1-2 HBP									3	0	1	1	0	2	1								
Brandon Larson, R OBP: 0.500, SLG: 0.333	1-3 K		4-2 BB			2-2 L6-3 1B			1-0 L6	3	0	1	0	1	1	2	AB 32							
Todd Jones, L OBP: 0.292, SLG: 0.419										0	0	0	0	0	0	0	R 5							
Danny Graves, R										0	0	0	0	0	0	0	H 7							
Jason LaRue, R OBP: 0.255, SLG: 0.208		4-0 1B BB	4-2 BB			2-2 L6-3			1-0 L6	2	0	0	0	2	0	1	RBI 5							
39 Aaron Harang, R			1-2 BB			1-1 K				3	0	0	0	2	0	1	BB 7							
John Riedling, R			0-3 K			0-3 K			2-3 K	3	0	0	0	0	3	4	SO 12							
Juan Castro, R OBP: 0.293, SLG: 0.359										1	0	0	0	0	1	0	LOB 17							
Inning Stats	R: 2 E: 0 K: 2 S: 13	H: 2 LOB: 2 BB: 1 P: 23	R: 0 E: 0 K: 1 S: 7	H: 1 LOB: 1 BB: 1 P: 14	R: 1 E: 0 K: 2 S: 15	H: 1 LOB: 3 BB: 3 P: 31	R: 0 E: 0 K: 1 S: 6	H: 0 LOB: 0 BB: 1 P: 11	R: 0 E: 0 K: 1 S: 6	H: 0 LOB: 0 BB: 0 P: 7	R: 0 E: 0 K: 1 S: 13	H: 1 LOB: 0 BB: 0 P: 17	R: 2 E: 1 K: 1 S: 16	H: 1 LOB: 1 BB: 1 P: 27	R: 0 E: 0 K: 1 S: 5	H: 0 LOB: 0 BB: 0 P: 9	R: 0 E: 0 K: 2 S: 12	H: 1 LOB: 1 BB: 0 P: 17	1B: 4 2B: 2 3B: 1 HR: 1	SF: 0 SAC: 0 DP: 3 HBP: 1	WP: 0 PB: 0 SB: 1 CS: 0	PA: 40		
PITCHER	IP WLS BF H R ER SO BB IBB HBP BLK WP HR S P ERA WHIP	IP WLS BF H R ER SO BB IBB HBP BLK WP HR S P ERA WHIP	IP WLS BF H R ER SO BB IBB HBP BLK WP HR S P ERA WHIP	IP WLS BF H R ER SO BB IBB HBP BLK WP HR S P ERA WHIP	IP WLS BF H R ER SO BB IBB HBP BLK WP HR S P ERA WHIP	IP WLS BF H R ER SO BB IBB HBP BLK WP HR S P ERA WHIP	IP WLS BF H R ER SO BB IBB HBP BLK WP HR S P ERA WHIP	IP WLS BF H R ER SO BB IBB HBP BLK WP HR S P ERA WHIP	IP WLS BF H R ER SO BB IBB HBP BLK WP HR S P ERA WHIP	IP WLS BF H R ER SO BB IBB HBP BLK WP HR S P ERA WHIP	IP WLS BF H R ER SO BB IBB HBP BLK WP HR S P ERA WHIP	IP WLS BF H R ER SO BB IBB HBP BLK WP HR S P ERA WHIP	IP WLS BF H R ER SO BB IBB HBP BLK WP HR S P ERA WHIP	IP WLS BF H R ER SO BB IBB HBP BLK WP HR S P ERA WHIP	IP WLS BF H R ER SO BB IBB HBP BLK WP HR S P ERA WHIP	IP WLS BF H R ER SO BB IBB HBP BLK WP HR S P ERA WHIP	IP WLS BF H R ER SO BB IBB HBP BLK WP HR S P ERA WHIP	IP WLS BF H R ER SO BB IBB HBP BLK WP HR S P ERA WHIP	IP WLS BF H R ER SO BB IBB HBP BLK WP HR S P ERA WHIP	IP WLS BF H R ER SO BB IBB HBP BLK WP HR S P ERA WHIP	IP WLS BF H R ER SO BB IBB HBP BLK WP HR S P ERA WHIP	IP WLS BF H R ER SO BB IBB HBP BLK WP HR S P ERA WHIP	IP WLS BF H R ER SO BB IBB HBP BLK WP HR S P ERA WHIP	IP WLS BF H R ER SO BB IBB HBP BLK WP HR S P ERA WHIP

Cincinnati Reds @ Pittsburgh Pirates
PNC Park, Pittsburgh, PA
Mon Apr 26 2004, 7:05 PM EDT
Att: 8,579 - Cloudy - 61 F

AB	32
R	5
H	7
RBI	5
BB	7
SO	12
LOB	17



Batter	1	2	3	4	5	6	7	8	9	AB	R	H	RBI	BB	SO	LOB	BOTTOM							
Tike Redman, L OBP: 0.238, SLG: 0.321	3-2 L8		1-2 F7	0-2 FC6-4			1-1 G4-3		0-1 G3	5	0	0	0	0	0	3								
2 Jack Wilson, R OBP: 0.408, SLG: 0.603	1-2 G5-3		1-0 BB	0-0 18 G6-3 3B			0-1 1B		2-1 1B	5	1	4	0	0	0	0								
18 Jason Kendall, R OBP: 0.420, SLG: 0.397	1-2 G1-3		2-2 K	2-2 G6-3			1-2 L8		1-2 G3	5	0	0	1	0	1	4								
Raul Mondesi, R OBP: 0.382, SLG: 0.464		1-2 CI 1B	4-2 BB	3-2 K			3-2 P4			3	0	1	0	1	1	1								
Rob Mackowiak, L OBP: 0.379, SLG: 0.500		1-3 K	1-1 F7		1-2 G4-3			2-2 K		4	0	0	0	0	2	4								
Craig Wilson, R OBP: 0.455, SLG: 0.735		2-3 K		0-0 FC4-6 1B			0-1 HR		1-0 3B	4	1	3	1	0	1	1								
Carlos Rivera, L		0-0 CI FC6-4	1-0 FC4-6 1B	1-2 FC6-4			0-2 G1-3		1-3 K	3	0	0	0	0	1	2	AB 37							
Jose Castillo, R OBP: 0.383, SLG: 0.439		3-1 FC6-4	0-1 FC6-4 1B	1-2 1B			2-1 G1-3		2-3 K	4	0	1	0	0	1	3	R 2							
Ryan Vogelsong, R OBP: 0.403, SLG: 0.250			3-2 BB 2 1B	0-3 K			0-2 G3-1		1-0 G4-3	1	0	1	0	0	0	0	H 10							
Bobby Hill, S OBP: 0.376, SLG: 0.310										1	0	0	0	0	0	0	RBI 2							
Brian Meadows, R										0	0	0	0	0	0	0	BB 1							
J.J. Davis, R OBP: 0.360, SLG: 0.000										0	0	0	0	0	0	0	SO 8							
34 John Grabow, L										0	0	0	0	0	0	0	LOB 20							
Brian Boehringer, S																								
Jose Mesa, R																								
Abraham Nunez, S OBP: 0.318, SLG: 0.250																								
Inning Stats	R: 0 E: 0 K: 0 S: 11	H: 0 LOB: 0 BB: 0 P: 16	R: 0 E: 1 K: 2 S: 13	H: 1 LOB: 2 BB: 0 P: 20	R: 0 E: 0 K: 1 S: 14	H: 2 LOB: 2 BB: 1 P: 26	R: 0 E: 0 K: 1 S: 10	H: 0 LOB: 0 BB: 0 P: 11	R: 1 E: 0 K: 1 S: 12	H: 1 LOB: 0 BB: 0 P: 17	R: 1 E: 0 K: 0 S: 11	H: 1 LOB: 0 BB: 0 P: 13	R: 0 E: 0 K: 0 S: 10	H: 1 LOB: 1 BB: 0 P: 15	R: 0 E: 0 K: 3 S: 11	H: 1 LOB: 1 BB: 0 P: 17	R: 0 E: 0 K: 0 S: 8	H: 1 LOB: 1 BB: 0 P: 12	1B: 7 2B: 0 3B: 2 HR: 1	SF: 0 SAC: 0 DP: 0 HBP: 0	WP: 0 PB: 0 SB: 0 CS: 0	PA: 39		
PITCHER	IP WLS BF H R ER SO BB IBB HBP BLK WP HR S P ERA WHIP	IP WLS BF H R ER SO BB IBB HBP BLK WP HR S P ERA WHIP	IP WLS BF H R ER SO BB IBB HBP BLK WP HR S P ERA WHIP	IP WLS BF H R ER SO BB IBB HBP BLK WP HR S P ERA WHIP	IP WLS BF H R ER SO BB IBB HBP BLK WP HR S P ERA WHIP	IP WLS BF H R ER SO BB IBB HBP BLK WP HR S P ERA WHIP	IP WLS BF H R ER SO BB IBB HBP BLK WP HR S P ERA WHIP	IP WLS BF H R ER SO BB IBB HBP BLK WP HR S P ERA WHIP	IP WLS BF H R ER SO BB IBB HBP BLK WP HR S P ERA WHIP	IP WLS BF H R ER SO BB IBB HBP BLK WP HR S P ERA WHIP	IP WLS BF H R ER SO BB IBB HBP BLK WP HR S P ERA WHIP	IP WLS BF H R ER SO BB IBB HBP BLK WP HR S P ERA WHIP	IP WLS BF H R ER SO BB IBB HBP BLK WP HR S P ERA WHIP	IP WLS BF H R ER SO BB IBB HBP BLK WP HR S P ERA WHIP	IP WLS BF H R ER SO BB IBB HBP BLK WP HR S P ERA WHIP	IP WLS BF H R ER SO BB IBB HBP BLK WP HR S P ERA WHIP	IP WLS BF H R ER SO BB IBB HBP BLK WP HR S P ERA WHIP	IP WLS BF H R ER SO BB IBB HBP BLK WP HR S P ERA WHIP	IP WLS BF H R ER SO BB IBB HBP BLK WP HR S P ERA WHIP	IP WLS BF H R ER SO BB IBB HBP BLK WP HR S P ERA WHIP	IP WLS BF H R ER SO BB IBB HBP BLK WP HR S P ERA WHIP	IP WLS BF H R ER SO BB IBB HBP BLK WP HR S P ERA WHIP	IP WLS BF H R ER SO BB IBB HBP BLK WP HR S P ERA WHIP	IP WLS BF H R ER SO BB IBB HBP BLK WP HR S P ERA WHIP

Cincinnati Reds @ Pittsburgh Pirates
PNC Park, Pittsburgh, PA
Mon Apr 26 2004, 7:05 PM EDT
Att: 8,579 - Cloudy - 61 F

AB	37
R	2
H	10
RBI	2
BB	1
SO	8
LOB	20



Batter	1	2	3	4	5	6	7	8	9	AB	R	H	RBI	BB	SO	LOB	TOP																
D'Angelo Jimenez, S OBP: 0.383, SLG: 0.368 (1, 4)			G6-3							4	1	1	0	1	2	3	Cincinnati Reds @ Milwaukee Brewers Miller Park, Milwaukee, WI Tue Apr 27 2004, 6:35 PM CDT Att: 8,918 - Dome - 63 F																
Barry Larkin, R OBP: 0.342, SLG: 0.343 (1, 6)			G6-3					G6-3		4	1	2	1	1	0	0																	
Ken Griffey Jr., L OBP: 0.329, SLG: 0.431 (1, 8)										4	1	1	2	1	2	3																	
Sean Casey, L OBP: 0.471, SLG: 0.692 (1, 3)										5	1	2	0	0	0	4																	
Adam Dunn, L OBP: 0.500, SLG: 0.754 (1, 7)										3	0	0	0	2	2	1																	
Brandon Larson, R OBP: 0.444, SLG: 0.286 (1, 5)										4	1	1	0	1	0	6																	
Wily Mo Peña, R OBP: 0.400, SLG: 0.538 Ryan Wagner, R Todd Jones, L Javier Valentin, S OBP: 0.176, SLG: 0.067 Danny Graves, R (7, 1) (8, 1) (9, PH)										4	1	1	0	0	2	3		AB 35 R 8 H 9 RBI 7 BB 9 SO 12 LOB 25															
Jason LaRue, R OBP: 0.267, SLG: 0.269 (1, 2)										4	1	1	3	1	2	3																	
Cory Lidle, R OBP: 0.556, SLG: 0.400 Jason Romano, R OBP: 0.167, SLG: 0.091 Phil Norton, R John Riedling, R 6 Ryan Freel, R OBP: 0.288, SLG: 0.413 (1, 1) (6, PH) (6, 1) (6, 1) (7, 9)										1	0	0	1	1	0	0																	
Inning Stats	R: 2 E: 0 K: 1 S: 14	H: 3 LOB: 1 BB: 0 P: 21	R: 0 E: 0 K: 1 S: 11	H: 0 LOB: 0 BB: 0 P: 16	R: 0 E: 0 K: 1 S: 7	H: 0 LOB: 0 BB: 0 P: 9	R: 1 E: 0 K: 2 S: 15	H: 1 LOB: 3 BB: 1 P: 28	R: 0 E: 0 K: 0 S: 7	H: 0 LOB: 0 BB: 1 P: 12	R: 4 E: 0 K: 1 S: 25	H: 3 LOB: 2 BB: 3 P: 42	R: 0 E: 0 K: 3 S: 12	H: 1 LOB: 1 BB: 0 P: 16	R: 0 E: 0 K: 2 S: 7	H: 0 LOB: 0 BB: 2 P: 11		R: 1 E: 0 K: 1 S: 14	H: 1 LOB: 2 BB: 2 P: 26	1B: 4 2B: 4 3B: 0 HR: 1	SF: 0 SAC: 0 DP: 1 HBP: 0	WP: 1 PB: 0 SB: 0 CS: 0	PA: 44										
PITCHER	IP WLS BF H R ER SO BB IBB HBP BLK WP HR S P ERA WHIP	IP WLS BF H R ER SO BB IBB HBP BLK WP HR S P ERA WHIP																															
Doug Davis, L ERA: 5.46 Ben Ford, R ERA: 9.75 Victor Santos, R ERA: 9.0 Luis Vizcaino, R ERA: 3.72 Jeff Bennett, R ERA: 4.09 (1, 1) (6, 1) (6, 1) (9, 1)	5.0 0.1 1.2 1.2 0.1	WLS B 9 8 W	BF 22 4 2 1 0	H 4 2 1 0	R 3 3 1 0	ER 3 3 1 0	SO 5 3 4 3 0	BB 4 0 2 1 0	IBB 0 0 0 0	HBP 0 0 0 0	BLK 0 0 0 0	WP 0 1 0 1 0	HR 0 12 25 19 2	S 54 12 40 19 2	P 86 18 20 35 2	ERA 5.40 81.00 5.40 5.40 0.00	WHIP 1.600 9.000 2.400 1.200 0.000																

Batter	1	2	3	4	5	6	7	8	9	AB	R	H	RBI	BB	SO	LOB	BOTTOM																
Scott Podsednik, L OBP: 0.366, SLG: 0.483 (1, 8)										5	0	0	0	0	1	1	Cincinnati Reds @ Milwaukee Brewers Miller Park, Milwaukee, WI Tue Apr 27 2004, 6:35 PM CDT Att: 8,918 - Dome - 63 F																
Craig Counsell, L OBP: 0.325, SLG: 0.266 (1, 6)										4	0	0	0	1	1	0																	
Junior Spivey, R OBP: 0.379, SLG: 0.526 (1, 4)										3	2	1	1	2	0	1																	
Geoff Jenkins, L OBP: 0.348, SLG: 0.500 (1, 7)										5	0	2	0	0	0	2																	
Lyle Overbay, L OBP: 0.302, SLG: 0.463 (1, 3)										4	1	1	1	1	1	1																	
Wes Helms, R OBP: 0.292, SLG: 0.328 (1, 5)										5	2	2	0	0	1	4																	
Keith Ginter, R OBP: 0.426, SLG: 0.667 Brady Clark, R OBP: 0.409, SLG: 0.500 (1, 9) (8, 9)										2	1	0	0	2	0	0																	
Chad Moeller, R OBP: 0.377, SLG: 0.489 Trent Durrington, R OBP: 0.296, SLG: 0.167 (1, 2) (9, PR)										5	1	4	4	0	0	0																	
Doug Davis, R Ben Grieve, L Ben Ford, R Victor Santos, R Brooks Kieschnick, L Luis Vizcaino, R Jeff Bennett, R 2 Bill Hall, R OBP: 0.366, SLG: 0.360 (1, 1) (5, PH) (8, 1) (8, 1) (7, PH) (8, 1) (8, 1) (9, PH)										1	0	0	0	0	0	0																	
Inning Stats	R: 0 E: 0 K: 0 S: 10	H: 1 LOB: 3 BB: 2 P: 21	R: 1 E: 0 K: 1 S: 9	H: 1 LOB: 0 BB: 0 P: 12	R: 1 E: 1 K: 0 S: 10	H: 1 LOB: 1 BB: 0 P: 11	R: 0 E: 0 K: 1 S: 11	H: 1 LOB: 1 BB: 0 P: 19	R: 4 E: 0 K: 1 S: 18	H: 4 LOB: 1 BB: 1 P: 27	R: 0 E: 0 K: 1 S: 10	H: 0 LOB: 1 BB: 1 P: 22	R: 0 E: 0 K: 1 S: 10	H: 1 LOB: 2 BB: 1 P: 20	R: 0 E: 0 K: 1 S: 12	H: 0 LOB: 1 BB: 1 P: 21		R: 3 E: 1 K: 1 S: 10	H: 2 LOB: 1 BB: 0 P: 18	1B: 6 2B: 1 3B: 1 HR: 3	SF: 0 SAC: 0 DP: 0 HBP: 0	WP: 1 PB: 0 SB: 2 CS: 0	PA: 45										
PITCHER	IP WLS BF H R ER SO BB IBB HBP BLK WP HR S P ERA WHIP	IP WLS BF H R ER SO BB IBB HBP BLK WP HR S P ERA WHIP																															
Cory Lidle, R ERA: 4.97 Phil Norton, L ERA: 9.45 John Riedling, R ERA: 0.87 Ryan Wagner, R ERA: 9.0 Todd Jones, R ERA: 2.77 (1, 1) (6, 1) (6, 1) (7, 1) (7, 1) (8, 1)	5.0 0.1 0.2 1.0 1.0	WLS H H H H	BF 27 1 3 5	H 6 0 3 0	R 5 0 0 0	ER 3 0 0 0	SO 3 0 1 0	BB 3 0 1 0	IBB 0 0 0	HBP 0 0 0	BLK 0 0 0	WP 0 0 0 0	HR 2 4 8 10 12	S 58 4 18 20 21	P 90 4 18 20 21	ERA 9.00 0.00 0.00 0.00 0.00	WHIP 2.200 0.000 1.500 2.000 1.000																

Batter	1	2	3	4	5	6	7	8	9	10	AB	R	H	RBI	BB	SO	LOB	TOP	
D'Angelo Jimenez, S OBP: 0.370, SLG: 0.366	G6-3		K		L8		K			K	6	0	1	0	0	3	3	Cincinnati Reds @ Milwaukee Brewers Miller Park, Milwaukee, WI Wed Apr 28 2004, 6:35 PM CDT Att: 9,103 - Sunny - 79 F	
Barry Larkin, R OBP: 0.342, SLG: 0.356	2B	L8		1B	G5-3		F9			G6-3	6	2	2	0	0	0	2		
Ken Griffey Jr., L OBP: 0.318, SLG: 0.423	G4-3		F7	P5	G3		F8			L3	6	1	1	1	0	0	2		
Sean Casey, L OBP: 0.467, SLG: 0.687	G4-3		PB	2B	1B		F7				5	2	2	0	0	0	1		
Adam Dunn, L OBP: 0.517, SLG: 0.742	1B		2B	1B	E4					FC5-4	1	3	0	1	4	0	1		
Jason LaRue, R OBP: 0.292, SLG: 0.333	1B		2B	BB	2B					K	4	1	3	4	0	1	1		
Brandon Larson, R OBP: 0.444, SLG: 0.286	1B		WP	2B	2B					K	1	0	0	0	0	1	1		
Todd Van Poppel, R OBP: 0.500, SLG: 0.500	1B		WP	2B	2B					K	0	0	0	0	0	0	0		
6 Ryan Freel, R OBP: 0.296, SLG: 0.403	1B		WP	WP	G6-3		G4-3			FC5-4	4	0	1	1	0	0	3		
Jason Romano, R OBP: 0.176, SLG: 0.125	CS		P3	F8	K					1B	5	0	1	0	0	2	3		
Paul Wilson, R Wily Mo Peña, R Brian Keith, R John Riedling, R Todd Jones, L Ryan Wagner, R Javier Valentin, S			K				G5-3			G4-3	2	0	1	0	1	0	0		
Inning Stats	R: 3 E: 0 K: 10 S: 15	H: 4 LOB: 1 BB: 1 P: 30	R: 0 E: 0 K: 12 S: 12	H: 1 LOB: 1 BB: 17	R: 3 E: 1 K: 11 S: 14	H: 2 LOB: 2 BB: 26	R: 3 E: 1 K: 16 S: 16	H: 3 LOB: 1 BB: 27	R: 0 E: 0 K: 10 S: 12	H: 0 LOB: 1 BB: 0 P: 12	R: 0 E: 0 K: 2 S: 9	H: 0 LOB: 0 BB: 0 P: 13	R: 0 E: 0 K: 1 S: 14	H: 1 LOB: 2 BB: 1 P: 14	R: 0 E: 0 K: 1 S: 9	H: 0 LOB: 0 BB: 0 P: 14	1B: 5 2B: 7 3B: 0 HR: 0	SF: 0 SAC: 0 DP: 0 HBP: 1	WP: 2 PA: 49
PITCHER	IP WLS BF H R ER SO BB IBB HBP BLK WP HR S P ERA WHIP	IP WLS BF H R ER SO BB IBB HBP BLK WP HR S P ERA WHIP	IP WLS BF H R ER SO BB IBB HBP BLK WP HR S P ERA WHIP	IP WLS BF H R ER SO BB IBB HBP BLK WP HR S P ERA WHIP	IP WLS BF H R ER SO BB IBB HBP BLK WP HR S P ERA WHIP	IP WLS BF H R ER SO BB IBB HBP BLK WP HR S P ERA WHIP	IP WLS BF H R ER SO BB IBB HBP BLK WP HR S P ERA WHIP	IP WLS BF H R ER SO BB IBB HBP BLK WP HR S P ERA WHIP	IP WLS BF H R ER SO BB IBB HBP BLK WP HR S P ERA WHIP	IP WLS BF H R ER SO BB IBB HBP BLK WP HR S P ERA WHIP	IP WLS BF H R ER SO BB IBB HBP BLK WP HR S P ERA WHIP	IP WLS BF H R ER SO BB IBB HBP BLK WP HR S P ERA WHIP	IP WLS BF H R ER SO BB IBB HBP BLK WP HR S P ERA WHIP	IP WLS BF H R ER SO BB IBB HBP BLK WP HR S P ERA WHIP	IP WLS BF H R ER SO BB IBB HBP BLK WP HR S P ERA WHIP	IP WLS BF H R ER SO BB IBB HBP BLK WP HR S P ERA WHIP	IP WLS BF H R ER SO BB IBB HBP BLK WP HR S P ERA WHIP	IP WLS BF H R ER SO BB IBB HBP BLK WP HR S P ERA WHIP	

Cincinnati Reds @ Milwaukee Brewers
 Miller Park, Milwaukee, WI
 Wed Apr 28 2004, 6:35 PM CDT
 Att: 9,103 - Sunny - 79 F

AB	42
R	9
H	12
RBI	7
BB	5
SO	8
LOB	19



Batter	1	2	3	4	5	6	7	8	9	10	AB	R	H	RBI	BB	SO	LOB	BOTTOM					
Scott Podsednik, L OBP: 0.387, SLG: 0.500	FC5-4		K		1B		G4-3	2B		SH2-4	5	2	4	0	0	1	1	Cincinnati Reds @ Milwaukee Brewers Miller Park, Milwaukee, WI Wed Apr 28 2004, 6:35 PM CDT Att: 9,103 - Sunny - 79 F					
2 Bill Hall, R OBP: 0.313, SLG: 0.419	F8		1B		P3		K	1B		1B	6	0	3	4	0	1	3						
Junior Spivey, R OBP: 0.376, SLG: 0.513	FC5-4		1B		G1-3		G4-3			1B	2	1	0	0	0	0	2						
Brooks Kieschnick, L OBP: 0.333, SLG: 0.500	FC5-4		1B		G1-3		G4-3			1B	2	0	1	0	0	0	1						
Craig Counsell, L OBP: 0.329, SLG: 0.266	1-2		1B		G1-3		G4-3			1B	0	0	0	0	0	0	0						
Dan Kolb, R OBP: 0.426, SLG: 0.667	1-2		1B		G1-3		G4-3			1B	0	0	0	0	0	0	0						
Keith Ginter, R OBP: 0.426, SLG: 0.667	1-2		1B		G1-3		G4-3			1B	0	0	0	0	0	0	0						
Geoff Jenkins, L OBP: 0.371, SLG: 0.518	G3		1B		G1-3		G4-3			1B	3	2	2	1	2	0	1						
Lyle Overbay, L OBP: 0.319, SLG: 0.482		F8		1B	G1-3		G4-3			P5	5	1	3	3	0	0	2						
Wes Helms, R OBP: 0.271, SLG: 0.303		G1-3		1B	G1-3		G4-3			F7	5	0	0	0	0	1	4						
Dave Burba, R OBP: 0.273, SLG: 0.300		G1-3		K	G1-3		G4-3			F7	0	0	0	0	0	0	0						
Ben Grieve, L OBP: 0.333, SLG: 0.409		L4		FC6-4	G1-3		G4-3			CS	3	2	1	2	2	0	2						
Brady Clark, R OBP: 0.409, SLG: 0.500		L4		FC6-4	G1-3		G4-3			CS	0	0	0	0	0	0	0						
Gary Bennett, R OBP: 0.278, SLG: 0.333			FC5-4		G1-3		G4-3			CS	4	1	1	0	1	1	3						
Matt Kinney, R OBP: 0.286, SLG: 0.286			SH1-4		G1-3		G4-3			CS	0	0	0	0	0	0	0						
31 Adrian Hernandez, R OBP: 0.333, SLG: 0.333			SH1-4		G1-3		G4-3			CS	0	0	0	0	0	0	0						
Wes Obermueller, R OBP: 0.333, SLG: 0.333			SH1-4		G1-3		G4-3			CS	0	0	0	0	0	0	0						
Trent Durrington, R OBP: 0.273, SLG: 0.300			SH1-4		G1-3		G4-3			CS	4	1	1	0	0	2	2						
Inning Stats	R: 0 E: 0 K: 7 S: 7	H: 1 LOB: 1 BB: 10	R: 0 E: 0 K: 4 S: 4	H: 0 LOB: 0 BB: 8	R: 0 E: 0 K: 10 S: 10	H: 2 LOB: 2 BB: 15	R: 1 E: 0 K: 11 S: 9	H: 2 LOB: 2 BB: 12	R: 0 E: 0 K: 10 S: 8	H: 1 LOB: 1 BB: 0 P: 12	R: 3 E: 0 K: 10 S: 10	H: 2 LOB: 0 BB: 17	R: 2 E: 0 K: 16 S: 16	H: 3 LOB: 1 BB: 22	R: 3 E: 0 K: 12 S: 12	H: 3 LOB: 2 BB: 29	R: 0 E: 0 K: 1 S: 6	H: 0 LOB: 1 BB: 11	R: 1 E: 0 K: 4 S: 4	H: 2 LOB: 1 BB: 5	1B: 11 2B: 4 3B: 0 HR: 1	SF: 0 SAC: 2 DP: 0 HBP: 1	WP: 1 PA: 48
PITCHER	IP WLS BF H R ER SO BB IBB HBP BLK WP HR S P ERA WHIP	IP WLS BF H R ER SO BB IBB HBP BLK WP HR S P ERA WHIP	IP WLS BF H R ER SO BB IBB HBP BLK WP HR S P ERA WHIP	IP WLS BF H R ER SO BB IBB HBP BLK WP HR S P ERA WHIP	IP WLS BF H R ER SO BB IBB HBP BLK WP HR S P ERA WHIP	IP WLS BF H R ER SO BB IBB HBP BLK WP HR S P ERA WHIP	IP WLS BF H R ER SO BB IBB HBP BLK WP HR S P ERA WHIP	IP WLS BF H R ER SO BB IBB HBP BLK WP HR S P ERA WHIP	IP WLS BF H R ER SO BB IBB HBP BLK WP HR S P ERA WHIP	IP WLS BF H R ER SO BB IBB HBP BLK WP HR S P ERA WHIP	IP WLS BF H R ER SO BB IBB HBP BLK WP HR S P ERA WHIP	IP WLS BF H R ER SO BB IBB HBP BLK WP HR S P ERA WHIP	IP WLS BF H R ER SO BB IBB HBP BLK WP HR S P ERA WHIP	IP WLS BF H R ER SO BB IBB HBP BLK WP HR S P ERA WHIP	IP WLS BF H R ER SO BB IBB HBP BLK WP HR S P ERA WHIP	IP WLS BF H R ER SO BB IBB HBP BLK WP HR S P ERA WHIP	IP WLS BF H R ER SO BB IBB HBP BLK WP HR S P ERA WHIP	IP WLS BF H R ER SO BB IBB HBP BLK WP HR S P ERA WHIP					

Cincinnati Reds @ Milwaukee Brewers
 Miller Park, Milwaukee, WI
 Wed Apr 28 2004, 6:35 PM CDT
 Att: 9,103 - Sunny - 79 F

AB	39
R	10
H	16
RBI	10
BB	5
SO	6
LOB	21



Batter	1	2	3	4	5	6	7	8	9	AB	R	H	RBI	BB	SO	LOB	TOP				
D'Angelo Jimenez, S OBP: 0.365, SLG: 0.353	4-2 FC4-6 S BB	2-2 L8			2-2 F7		3-1 G4-3			3	1	0	0	1	0	1					
Barry Larkin, R OBP: 0.325, SLG: 0.338	0-3 SAFE SAFE K		0-3 K		1-2 G5-4-3		1-1 G3			4	0	0	0	0	2	2					
Ken Griffey Jr., L OBP: 0.315, SLG: 0.407	4-1 FC4-6 BB		0-0 G4-3		2-2 G6-3		1-3 K			3	0	0	0	1	1	0					
Sean Casey, L OBP: 0.458, SLG: 0.667	1-2 FC4-6 BB		0-1 G3		3-2 FC5 1B		0-0 G6-3			4	0	1	0	0	0	2					
Adam Dunn, L OBP: 0.538, SLG: 0.750	4-1 BB			2-0 1B		1-2 FC5 1B		4-1 BB		2	0	2	0	2	0	0					
Brandon Larson, R OBP: 0.482, SLG: 0.300	4-2 BB		0-1 G6-4-3 1B		3-2 FC5		1-2 F8			3	0	1	1	1	0	3					
Jacob Cruz, L (1, 9)	2-3 3-H BB		2-3 K		1-3 K		1-0 L6			4	0	0	0	0	3	8					
Corky Miller, R (1, 2)		0-3 K		0-2 G6-4-3 1B		2-3 K		1-0 G4-3		4	0	0	0	0	2	3					
Jose Acevedo, R OBP: 0.300, SLG: 0.222	2-2 F7				0-1 G5-4-3 1B		0-3 K			2	0	1	0	0	0	0					
Wily Mo Peña, R OBP: 0.375, SLG: 0.500										1	0	0	0	0	1	0					
Ryan Wagner, R (7, 1)										0	0	0	0	0	0	0					
Jimmy Haynes, R (7, 1)										0	0	0	0	0	0	0					
Inning Stats	R: 1 E: 0 K: 2 S: 15	H: 0 LOB: 3 BB: 4 P: 33	R: 0 E: 0 K: 1 S: 10	H: 0 LOB: 0 BB: 0 P: 14	R: 0 E: 0 K: 1 S: 6	H: 0 LOB: 0 BB: 0 P: 6	R: 0 E: 0 K: 1 S: 10	H: 2 LOB: 1 BB: 0 P: 14	R: 0 E: 0 K: 0 S: 9	H: 1 LOB: 0 BB: 0 P: 12	R: 0 E: 0 K: 1 S: 19	H: 2 LOB: 2 BB: 0 P: 29	R: 0 E: 0 K: 2 S: 8	H: 0 LOB: 0 BB: 0 P: 13	R: 0 E: 0 K: 1 S: 7	H: 0 LOB: 1 BB: 1 P: 14	1B: 5 2B: 0 3B: 0 HR: 0	SF: 0 SAC: 0 DP: 2 HBP: 0	WP: 0 PB: 0 SB: 1 CS: 0	PA: 35	
PITCHER	IP WLS BF H R ER SO BB IBB HBP BLK WP HR S P ERA WHIP	IP WLS BF H R ER SO BB IBB HBP BLK WP HR S P ERA WHIP	IP WLS BF H R ER SO BB IBB HBP BLK WP HR S P ERA WHIP	IP WLS BF H R ER SO BB IBB HBP BLK WP HR S P ERA WHIP	IP WLS BF H R ER SO BB IBB HBP BLK WP HR S P ERA WHIP	IP WLS BF H R ER SO BB IBB HBP BLK WP HR S P ERA WHIP	IP WLS BF H R ER SO BB IBB HBP BLK WP HR S P ERA WHIP	IP WLS BF H R ER SO BB IBB HBP BLK WP HR S P ERA WHIP	IP WLS BF H R ER SO BB IBB HBP BLK WP HR S P ERA WHIP	IP WLS BF H R ER SO BB IBB HBP BLK WP HR S P ERA WHIP	IP WLS BF H R ER SO BB IBB HBP BLK WP HR S P ERA WHIP	IP WLS BF H R ER SO BB IBB HBP BLK WP HR S P ERA WHIP	IP WLS BF H R ER SO BB IBB HBP BLK WP HR S P ERA WHIP	IP WLS BF H R ER SO BB IBB HBP BLK WP HR S P ERA WHIP	IP WLS BF H R ER SO BB IBB HBP BLK WP HR S P ERA WHIP	IP WLS BF H R ER SO BB IBB HBP BLK WP HR S P ERA WHIP	IP WLS BF H R ER SO BB IBB HBP BLK WP HR S P ERA WHIP	IP WLS BF H R ER SO BB IBB HBP BLK WP HR S P ERA WHIP	IP WLS BF H R ER SO BB IBB HBP BLK WP HR S P ERA WHIP	IP WLS BF H R ER SO BB IBB HBP BLK WP HR S P ERA WHIP	IP WLS BF H R ER SO BB IBB HBP BLK WP HR S P ERA WHIP
Roger Clemens, R ERA: 1.95	6.0 W 25	5 1 1 6	4 0 0 0	0 0 0 0	0 0 0 0	0 0 8 13	0 0 7 9	0 0 7 14	0 0 7 14	1.50 1.500											
Dan Miceli, R ERA: 0.53	1.0 H 3	0 0 0 2	0 0 0 0	0 0 0 0	0 0 0 0	0 0 7 9	0 0 7 9	0 0 7 14	0 0 7 14	0.00 0.000											
Mike Gallo, L ERA: 0.53	1.0 H 3	0 0 0 2	0 0 0 0	0 0 0 0	0 0 0 0	0 0 7 9	0 0 7 9	0 0 7 14	0 0 7 14	0.00 0.000											
Chad Harville, R ERA: 4.7	1.0 H 4	0 0 0 0	0 0 0 0	0 0 0 0	0 0 0 0	0 0 7 14	0 0 7 14	0 0 7 14	0 0 7 14	0.00 1.000											

Cincinnati Reds @ Houston Astros
Minute Maid Park, Houston, TX
Fri Apr 30 2004, 7:05 PM CDT
Att: 41,430 - Unknown - 81 F

AB 30
R 1
H 5
RBI 1
BB 5
SO 9
LOB 19



Batter	1	2	3	4	5	6	7	8	9	AB	R	H	RBI	BB	SO	LOB	BOTTOM				
Craig Biggio, R OBP: 0.376, SLG: 0.535	0-3 K		1-1 F9		1-0 2B 1B		1-0 2B SH 2B	0-0 P4		5	1	2	0	0	1	1					
28 Adam Everett, R OBP: 0.340, SLG: 0.388	3-2 L7			2-1 1B	1-0 2B		0-0 SH 2B WP			3	2	2	0	0	0	0					
5 Jeff Bagwell, R OBP: 0.461, SLG: 0.570	0-1 F9			0-0 P4	3-2 HBP		2-0 WP SF9 2B			3	1	1	1	0	0	1					
Jeff Kent, R OBP: 0.300, SLG: 0.420		1-0 F9		1-1 1B FC1-2 1B	0-0 F8		1-0 SF9			3	0	1	1	0	0	3					
17 Lance Berkman, S OBP: 0.462, SLG: 0.586		1-1 F7		0-1 FC1-2 1B		1-0 HR	3-2 FC5-4 1B			4	2	3	2	0	0	0					
Richard Hidalgo, R OBP: 0.384, SLG: 0.622		0-3 K		1-1 FC1-2 1B		3-2 F7	1-2 FC5-4			4	0	0	0	0	1	3					
Morgan Ensberg, R OBP: 0.283, SLG: 0.269			0-1 F7		2-1 1B		2-0 F9			4	0	2	1	0	0	1					
Brad Ausmus, R OBP: 0.316, SLG: 0.371			0-1 F9 S 1B		2-3 K		0-0 F9			4	0	1	0	0	1	1					
Roger Clemens, R ERA: 4.31	6.0 L 27	9 3 3 3	0 0 0 0	0 0 0 0	0 0 0 0	1 0 8 15	0 0 10 14	0 0 10 14	0 0 10 14	4.50 1.500											
Ryan Wagner, R ERA: 11.25	0.1 H 5	3 3 3 0	0 0 0 0	0 0 0 0	0 0 0 0	1 0 8 15	0 0 10 14	0 0 10 14	0 0 10 14	81.00 9.000											
Jimmy Haynes, R ERA: 8.25	1.2 H 5	0 0 0 0	0 0 0 0	0 0 0 0	0 0 0 0	0 0 10 14	0 0 10 14	0 0 10 14	0 0 10 14	0.00 0.000											
Inning Stats	R: 0 E: 0 K: 1 S: 9	H: 0 LOB: 0 BB: 0 P: 12	R: 0 E: 0 K: 1 S: 6	H: 0 LOB: 0 BB: 0 P: 8	R: 0 E: 0 K: 0 S: 8	H: 1 LOB: 1 BB: 0 P: 12	R: 2 E: 0 K: 0 S: 11	H: 4 LOB: 2 BB: 0 P: 17	R: 0 E: 0 K: 1 S: 12	H: 2 LOB: 3 BB: 0 P: 20	R: 1 E: 0 K: 0 S: 11	H: 2 LOB: 1 BB: 0 P: 18	R: 3 E: 0 K: 0 S: 14	H: 3 LOB: 1 BB: 0 P: 24	R: 0 E: 0 K: 0 S: 4	H: 0 LOB: 0 BB: 0 P: 5	1B: 8 2B: 3 3B: 0 HR: 1	SF: 1 SAC: 1 DP: 0 HBP: 1	WP: 1 PB: 0 SB: 1 CS: 0	PA: 37	
PITCHER	IP WLS BF H R ER SO BB IBB HBP BLK WP HR S P ERA WHIP	IP WLS BF H R ER SO BB IBB HBP BLK WP HR S P ERA WHIP	IP WLS BF H R ER SO BB IBB HBP BLK WP HR S P ERA WHIP	IP WLS BF H R ER SO BB IBB HBP BLK WP HR S P ERA WHIP	IP WLS BF H R ER SO BB IBB HBP BLK WP HR S P ERA WHIP	IP WLS BF H R ER SO BB IBB HBP BLK WP HR S P ERA WHIP	IP WLS BF H R ER SO BB IBB HBP BLK WP HR S P ERA WHIP	IP WLS BF H R ER SO BB IBB HBP BLK WP HR S P ERA WHIP	IP WLS BF H R ER SO BB IBB HBP BLK WP HR S P ERA WHIP	IP WLS BF H R ER SO BB IBB HBP BLK WP HR S P ERA WHIP	IP WLS BF H R ER SO BB IBB HBP BLK WP HR S P ERA WHIP	IP WLS BF H R ER SO BB IBB HBP BLK WP HR S P ERA WHIP	IP WLS BF H R ER SO BB IBB HBP BLK WP HR S P ERA WHIP	IP WLS BF H R ER SO BB IBB HBP BLK WP HR S P ERA WHIP	IP WLS BF H R ER SO BB IBB HBP BLK WP HR S P ERA WHIP	IP WLS BF H R ER SO BB IBB HBP BLK WP HR S P ERA WHIP	IP WLS BF H R ER SO BB IBB HBP BLK WP HR S P ERA WHIP	IP WLS BF H R ER SO BB IBB HBP BLK WP HR S P ERA WHIP	IP WLS BF H R ER SO BB IBB HBP BLK WP HR S P ERA WHIP	IP WLS BF H R ER SO BB IBB HBP BLK WP HR S P ERA WHIP	IP WLS BF H R ER SO BB IBB HBP BLK WP HR S P ERA WHIP
Jose Acevedo, R ERA: 4.31	6.0 L 27	9 3 3 3	0 0 0 0	0 0 0 0	0 0 0 0	1 0 8 15	0 0 10 14	0 0 10 14	0 0 10 14	4.50 1.500											
Ryan Wagner, R ERA: 11.25	0.1 H 5	3 3 3 0	0 0 0 0	0 0 0 0	0 0 0 0	1 0 8 15	0 0 10 14	0 0 10 14	0 0 10 14	81.00 9.000											
Jimmy Haynes, R ERA: 8.25	1.2 H 5	0 0 0 0	0 0 0 0	0 0 0 0	0 0 0 0	0 0 10 14	0 0 10 14	0 0 10 14	0 0 10 14	0.00 0.000											

Cincinnati Reds @ Houston Astros
Minute Maid Park, Houston, TX
Fri Apr 30 2004, 7:05 PM CDT
Att: 41,430 - Unknown - 81 F

AB 34
R 6
H 12
RBI 5
BB 0
SO 3
LOB 12



Batter	1	2	3	4	5	6	7	8	9	AB	R	H	RBI	BB	SO	LOB	TOP	
6 Ryan Freel, R OBP: 0.295, SLG: 0.375 D'Angelo Jimenez, S OBP: 0.351, SLG: 0.330	(1,4) 3-3 K		(1,1) 1-1 1B S E HBP	(0,2) F8			(2,2) F7		(0,1) F8	2	1	0	0	0	1	2	<p>Cincinnati Reds @ Houston Astros</p> <p>Minute Maid Park, Houston, TX</p> <p>Sun May 02 2004, 1:05 PM CDT</p> <p>Att: 38,313 - Cloudy - 66 F</p>	
Juan Castro, R OBP: 0.304, SLG: 0.333	(1,6) 1-1 F9		(4,1) 1-2 1B E BB	(0,2) G4-3			(1,2) F8		(4,0) 1B BB	3	0	0	0	2	0	<p>AB 34</p> <p>R 5</p> <p>H 8</p> <p>RBI 4</p> <p>BB 4</p> <p>SO 10</p> <p>LOB 15</p>		
Ken Griffey Jr., L OBP: 0.324, SLG: 0.411	(1,8) 2-3 K		(3,2) 1-3 2-H E 1B		(0,0) G3		(3,3) K		(0,0) 1B	5	0	2	0	0	2			<p>WP: 0 PA: 40</p> <p>PB: 0</p> <p>SB: 1</p> <p>CS: 0</p>
Sean Casey, L OBP: 0.448, SLG: 0.632		(1,2) 1-2 BB 2B 1B	(0,0) F8		(1,1) 1B			(0,0) F8	(1,2) F9	5	1	2	0	0	3			
Adam Dunn, L OBP: 0.525, SLG: 0.743		(4,1) 1-2 2B SF9 BB	(2,3) K		(1,2) F8			(0,1) HR		3	2	1	1	1	2			
Brandon Larson, R OBP: 0.476, SLG: 0.611 Jason Romano, R OBP: 0.167, SLG: 0.118	(1,5) 1-2 SF9 2B			(0,2) 2B 1B	(1,1) P6			(2,0) E5		4	1	2	1	0	1			
Javier Valentin, S OBP: 0.174, SLG: 0.150	(1,2) 0-2 SF9			(0,0) 1-H 2B		(2,2) F8		(1,3) K		3	0	1	2	0	1			
Wily Mo Peña, R OBP: 0.333, SLG: 0.438 Todd Jones, L	(1,9) 1-3 K			(0,3) K		(0,0) G6-3		(1,3) K		4	0	0	0	0	3			
Cory Lidle, R OBP: 0.500, SLG: 0.286 Barry Larkin, R OBP: 0.326, SLG: 0.337	(1,1) 2-3 K			(4,1) BB		(0,3) K			(0,1) F8	2	0	0	0	1	2			
										1	0	0	0	0	0			
Inning Stats	R: 0 H: 0 E: 0 LOB: 1 K: 2 BB: 0 S: 9 P: 15	R: 2 H: 2 E: 0 LOB: 1 K: 2 BB: 1 S: 18 P: 27	R: 1 H: 1 E: 1 LOB: 1 K: 1 BB: 1 S: 12 P: 21	R: 1 H: 2 E: 0 LOB: 2 K: 1 BB: 1 S: 15 P: 19	R: 0 H: 1 E: 0 LOB: 1 K: 0 BB: 0 S: 9 P: 12	R: 0 H: 0 E: 0 LOB: 0 K: 1 BB: 0 S: 7 P: 9	R: 0 H: 0 E: 0 LOB: 0 K: 1 BB: 0 S: 9 P: 15	R: 1 H: 1 E: 1 LOB: 1 K: 2 BB: 1 S: 10 P: 14	R: 0 H: 1 E: 0 LOB: 2 K: 0 BB: 1 S: 9 P: 14	1B: 5 SF: 1 2B: 2 SAC: 0 3B: 0 DP: 0 HR: 1 HBP: 1	WP: 0 PA: 40 PB: 0 SB: 1 CS: 0							
PITCHER	IP WLS BF H R ER SO BB IBB HBP BLK WP HR S P ERA WHIP	IP WLS BF H R ER SO BB IBB HBP BLK WP HR S P ERA WHIP																
Tim Redding, R ERA: 10.57	(1,1) 3.0 16 5 4 4 5 2 0 1 0 0 0 0 43 67 12.00 2.333																	
41 Brandon Backe, R ERA: 2.25	(4,1) 1.0 4 0 0 0 1 1 0 0 0 0 0 0 11 15 0.00 1.000																	
Mike Gallo, L ERA: 4.32	(5,1) 1.1 5 1 0 0 0 0 0 0 0 0 0 0 12 17 0.00 0.750																	
Chad Harville, R ERA: 4.32	(6,1) 0.2 2 0 0 0 1 0 0 0 0 0 0 0 4 4 0.00 0.000																	
Dan Miceli, R ERA: 1.1	(7,1) 2.0 W 8 1 1 1 3 0 0 0 0 0 0 1 19 29 4.50 0.500																	
PITCHER	IP WLS BF H R ER SO BB IBB HBP BLK WP HR S P ERA WHIP	IP WLS BF H R ER SO BB IBB HBP BLK WP HR S P ERA WHIP																
Octavio Dotel, R ERA: 2.38	(9,1) 1.0 S 5 1 0 0 0 1 0 0 0 0 0 0 11 14 0.00 2.000																	

Batter	1	2	3	4	5	6	7	8	9	AB	R	H	RBI	BB	SO	LOB	BOTTOM	
Craig Biggio, R OBP: 0.306, SLG: 0.554	(1,8) 1-0 G6-3		(4,2) 2B CS HBP		(2,1) 1B		(0,2) L7			3	0	1	0	0	0	<p>Cincinnati Reds @ Houston Astros</p> <p>Minute Maid Park, Houston, TX</p> <p>Sun May 02 2004, 1:05 PM CDT</p> <p>Att: 38,313 - Cloudy - 66 F</p>		
28 Adam Everett, R OBP: 0.340, SLG: 0.383	(1,6) 0-3 K		(1,0) CS 1-2	(1,1) 5 2B 1B	(0,2) F9		(0,1) G5-3			4	1	1	0	0	1		<p>AB 31</p> <p>R 6</p> <p>H 9</p> <p>RBI 6</p> <p>BB 2</p> <p>SO 7</p> <p>LOB 14</p>	
5 Jeff Bagwell, R OBP: 0.477, SLG: 0.598	(1,3) 4-1 BB			(2,0) 1-H HR 2B	(0,3) K			(0,2) 17 1B 1B		3	2	2	1	1	1			
Jeff Kent, R OBP: 0.323, SLG: 0.477	(1,4) 2-2 G4-3			(2,2) 2-H HR	(3,2) F8			(1,2) 17 1B 1B		4	2	2	2	0	2			
17 Lance Berkman, S OBP: 0.471, SLG: 0.560		(1,3) 1-3 K		(4,2) SH5-3 BB		(0,1) G6-3		(0,1) 1B SH1 1B		3	1	1	0	1	1			
Richard Hidalgo, R OBP: 0.371, SLG: 0.633	(1,9) 2-3 K			(1,2) SH5-3 1B		(1,1) E6 FC6-4		(0,3) K		4	0	1	0	0	2			
Morgan Ensberg, R OBP: 0.273, SLG: 0.259 Dan Miceli, R OBP: 1.000, SLG: 1.000 Mike Lamb, L OBP: 0.395, SLG: 0.657 Octavio Dotel, R	(1,5) 1-3 K			(1,1) SH5-3		(0,1) FC6-4		(2,0) SH1 1B		2	0	0	0	0	1			
Brad Ausmus, R OBP: 0.298, SLG: 0.346			(1,0) P4	(0,0) L6		(0,1) B1		(1,0) SH1		3	0	0	1	0	3			
Tim Redding, R ERA: 10.57 41 Brandon Backe, R ERA: 2.25 Orlando Palmeiro, L OBP: 0.291, SLG: 0.459 Mike Gallo, L OBP: 0.167, SLG: 0.118 Chad Harville, R ERA: 4.32 Jose Vizcaino, S OBP: 0.198, SLG: 0.157	(1,1) 0-3 K			(1,2) G6-3			(0,2) P5		(1,1) L6	1	0	0	0	0	1			
										0	0	0	0	0	0			
Inning Stats	R: 0 H: 0 E: 0 LOB: 1 K: 1 BB: 1 S: 10 P: 17	R: 0 H: 0 E: 0 LOB: 0 K: 3 BB: 0 S: 9 P: 13	R: 0 H: 0 E: 0 LOB: 0 K: 1 BB: 0 S: 6 P: 12	R: 3 H: 4 E: 0 LOB: 2 K: 0 BB: 1 S: 18 P: 30	R: 0 H: 1 E: 0 LOB: 1 K: 1 BB: 0 S: 11 P: 16	R: 0 H: 0 E: 0 LOB: 0 K: 0 BB: 0 S: 8 P: 9	R: 0 H: 0 E: 0 LOB: 0 K: 0 BB: 0 S: 8 P: 8	R: 3 H: 4 E: 0 LOB: 1 K: 1 BB: 0 S: 15 P: 20	R: 0 H: 1 E: 0 LOB: 2 K: 0 BB: 1 S: 9 P: 14	1B: 7 SF: 0 2B: 1 SAC: 2 3B: 0 DP: 0 HR: 1 HBP: 1	WP: 0 PA: 37 PB: 0 SB: 0 CS: 1							
PITCHER	IP WLS BF H R ER SO BB IBB HBP BLK WP HR S P ERA WHIP	IP WLS BF H R ER SO BB IBB HBP BLK WP HR S P ERA WHIP																
Cory Lidle, R ERA: 4.75	(1,1) 7.0 29 5 3 3 6 2 0 1 0 0 0 0 70 105 3.86 1.000																	
Todd Jones, R ERA: 6.28	(8,1) 1.0 L 7 4 3 3 1 0 0 0 0 0 0 0 15 20 27.00 4.000																	

Batter	1	2	3	4	5	6	7	8	9	10	AB	R	H	RBI	BB	SO	LOB		
Scott Podsednik, L OBP: 0.362, SLG: 0.443	G3	FC3-6			G6-3		K		G4-6-3		5	0	0	0	0	1	4		
2 Bill Hall, R OBP: 0.286, SLG: 0.390	G4-3	G4-3			1B		F8			G6-3	5	1	1	0	0	0	1		
Keith Ginter, R OBP: 0.379, SLG: 0.571	HR				E5		G4-3			K	5	1	1	1	0	1	1		
Geoff Jenkins, L OBP: 0.358, SLG: 0.476	2B	1B			F9		1B		G3-1	G4-3	5	1	2	1	0	0	0		
Lyle Overbay, L OBP: 0.345, SLG: 0.545	2B				K		K		F7		4	0	1	1	0	2	2		
Wes Helms, R OBP: 0.253, SLG: 0.268	G6-3				P4		K		K		4	0	0	0	0	2	3		
Ben Griever, L OBP: 0.365, SLG: 0.426											3	0	2	0	0	1	0		
Brady Clark, R OBP: 0.393, SLG: 0.444											1	0	1	0	0	0	0		
Chad Moeller, R OBP: 0.343, SLG: 0.458		FC5-4			F7		F8		1B	2B	4	1	1	0	0	0	2		
15 Ben Sheets, R											2	0	0	0	1	0	1		
Ben Ford, R											0	0	0	0	0	0	0		
Brooks Kieschnick, R											0	0	0	0	1	0	0		
Luis Vizcaino, R											0	0	0	0	0	0	0		
Jeff Bennett, R											0	0	0	0	0	0	0		
Inning Stats	R: 2 E: 0 K: 0 S: 14	H: 3 LOB: 1 BB: 0 P: 22	R: 1 E: 0 K: 0 S: 10	H: 1 LOB: 1 BB: 1 P: 19	R: 0 E: 0 K: 1 S: 8	H: 0 LOB: 0 BB: 0 P: 11	R: 0 E: 0 K: 2 S: 7	H: 0 LOB: 0 BB: 0 P: 11	R: 0 E: 0 K: 1 S: 8	H: 0 LOB: 0 BB: 0 P: 12	R: 0 E: 0 K: 1 S: 7	H: 0 LOB: 0 BB: 0 P: 14	R: 0 E: 0 K: 0 S: 6	H: 2 LOB: 1 BB: 1 P: 15	R: 0 E: 0 K: 1 S: 7	H: 0 LOB: 0 BB: 0 P: 7	1B: 5 2B: 3 3B: 0 HR: 1	SF: 0 SAC: 0 DP: 1 HBP: 0	
PITCHER	IP WLS BF H R ER SO	IP WLS BF H R ER SO	IP WLS BF H R ER SO	IP WLS BF H R ER SO	IP WLS BF H R ER SO	IP WLS BF H R ER SO	IP WLS BF H R ER SO	IP WLS BF H R ER SO	IP WLS BF H R ER SO	IP WLS BF H R ER SO	IP WLS BF H R ER SO	IP WLS BF H R ER SO	IP WLS BF H R ER SO	IP WLS BF H R ER SO	IP WLS BF H R ER SO	IP WLS BF H R ER SO	ERA WHIP	ERA WHIP	
Jose Acevedo, R ERA: 4.54	4.1	6	1	0	0	3	0	0	0	0	0	0	0	0	0	0	0	6.23	1.615
Phil Norton, L ERA: 6.3	1.2	6	1	0	0	3	0	0	0	0	0	0	0	0	0	0	0	0.00	0.600
John Riedling, R ERA: 0.64	2.0	6	0	0	0	2	0	0	0	0	0	0	0	0	0	0	0	0.00	0.000
Danny Graves, R ERA: 3.07	2.0	7	2	0	0	1	0	1	0	0	0	0	0	0	0	0	0	0.00	1.000

Milwaukee Brewers @ Cincinnati Reds
Great American Ball Park, Cincinnati, OH
Wed May 05 2004, 7:10 PM EDT
Att. 14,965 - Sunny - 74 F

AB	38
R	4
H	9
RBI	3
BB	2
SO	7
LOB	14

WP: 0 PA: 40
PB: 0
SB: 1
CS: 1




Batter	1	2	3	4	5	6	7	8	9	10	AB	R	H	RBI	BB	SO	LOB			
D'Angelo Jimenez, S OBP: 0.352, SLG: 0.343	G4-3		1B		K		K		P4		4	1	0	0	1	2	0			
Barry Larkin, R OBP: 0.359, SLG: 0.389	2B		1B		K		E6		1B	1B	5	0	3	0	0	1	0			
Sean Casey, L OBP: 0.437, SLG: 0.606	L7		1B		G4-3		L8		1B	1B	5	0	2	1	0	0	2			
Adam Dunn, L OBP: 0.522, SLG: 0.722	BB		K		K		HR		1B	1B	3	1	1	1	2	2	2			
Brandon Larson, R OBP: 0.324, SLG: 0.419	K		P6				L8		G5-3	K	5	0	0	0	0	2	7			
Jacob Cruz, L OBP: 0.412, SLG: 0.357			K		HR		K		K	K	2	1	0	0	2	2	0			
Jason Romano, R OBP: 0.174, SLG: 0.095					BB		K		1B	BB	1	0	0	0	0	1	3			
Javier Valentin, S OBP: 0.250, SLG: 0.438	G2-3				HR					P4	4	1	2	2	1	0	0			
Wily Mo Peña, R OBP: 0.273, SLG: 0.350											3	0	0	0	0	2	1			
John Riedling, R OBP: 0.314, SLG: 0.398											0	0	0	0	0	0	0			
Ken Griffey Jr., L OBP: 0.314, SLG: 0.398											1	0	0	0	0	1	2			
Danny Graves, R											0	0	0	0	0	0	0			
Juan Castro, R OBP: 0.313, SLG: 0.409										HR	1	1	1	1	0	0	0			
Jose Acevedo, R OBP: 0.250, SLG: 0.182											2	0	0	0	0	1	0			
Phil Norton, R											0	0	0	0	0	0	0			
6 Ryan Freel, R OBP: 0.288, SLG: 0.365											2	0	0	0	0	2	2			
Inning Stats	R: 0 E: 0 K: 1 S: 15	H: 1 LOB: 2 BB: 1 P: 24	R: 0 E: 0 K: 2 S: 11	H: 0 LOB: 0 BB: 0 P: 18	R: 1 E: 0 K: 2 S: 17	H: 2 LOB: 2 BB: 1 P: 28	R: 0 E: 0 K: 2 S: 13	H: 0 LOB: 0 BB: 1 P: 21	R: 0 E: 0 K: 1 S: 9	H: 0 LOB: 1 BB: 0 P: 20	R: 0 E: 1 K: 2 S: 10	H: 0 LOB: 1 BB: 0 P: 16	R: 1 E: 0 K: 2 S: 16	H: 2 LOB: 2 BB: 1 P: 26	R: 0 E: 0 K: 2 S: 9	H: 2 LOB: 3 BB: 1 P: 17	R: 1 E: 0 K: 0 S: 4	H: 1 LOB: 0 BB: 0 P: 5	1B: 5 2B: 1 3B: 0 HR: 3	SF: 0 SAC: 0 DP: 0 HBP: 0
PITCHER	IP WLS BF H R ER SO	IP WLS BF H R ER SO	IP WLS BF H R ER SO	IP WLS BF H R ER SO	IP WLS BF H R ER SO	IP WLS BF H R ER SO	IP WLS BF H R ER SO	IP WLS BF H R ER SO	IP WLS BF H R ER SO	IP WLS BF H R ER SO	IP WLS BF H R ER SO	IP WLS BF H R ER SO	IP WLS BF H R ER SO	IP WLS BF H R ER SO	IP WLS BF H R ER SO	IP WLS BF H R ER SO	ERA WHIP	ERA WHIP		
15 Ben Sheets, R ERA: 3.43	6.0	8	2	1	2	1	0	0	0	0	0	0	0	0	0	0	0	4.50	1.333	
Ben Ford, R ERA: 7.71	1.1	8	2	1	2	1	0	0	0	0	0	0	0	0	0	0	0	6.75	2.250	
Brooks Kieschnick, R ERA: 1.38	1.0	4	1	0	0	2	0	0	0	0	0	0	0	0	0	0	0	0.00	1.000	
Luis Vizcaino, R ERA: 3.46	0.2	4	1	0	0	2	0	0	0	0	0	0	0	0	0	0	0	0.00	1.500	
Jeff Bennett, R ERA: 4.73	0.1	2	1	1	1	0	0	0	0	0	0	0	0	0	0	0	0	27.00	3.000	

Milwaukee Brewers @ Cincinnati Reds
Great American Ball Park, Cincinnati, OH
Wed May 05 2004, 7:10 PM EDT
Att. 14,965 - Sunny - 74 F

AB	38
R	5
H	9
RBI	5
BB	6
SO	16
LOB	19

WP: 0 PA: 44
PB: 0
SB: 0
CS: 0



Batter	1	2	3	4	5	6	7	8	9	AB	R	H	RBI	BB	SO	LOB	TOP					
Brian Daltimore, R OBP: 0.324, SLG: 0.367 (1, 4)	1-1 G5-3			0-3 K		0-3 K		3-1 L7	3-1 P4	5	0	0	0	0	2	3						
Edgardo Alfonso, R OBP: 0.314, SLG: 0.287 (1, 5)	1-0 F9			2-1 F8			1-1 G4-3	1-2 2B	2-2 F8	5	1	1	0	0	0	2						
Marquis Grissom, R OBP: 0.374, SLG: 0.532 Dustan Mohr, R OBP: 0.229, SLG: 0.138 (8, 9)	1-1 F9			1-3 K			1-1 G6-3	0-1 1B		4	1	1	2	0	1	0						
Barry Bonds, L OBP: 0.682, SLG: 1.017 (1, 7)		0-0 G6-3			0-0 G3		4-0 HR			2	1	0	0	2	0	0						
Pedro Feliz, R OBP: 0.307, SLG: 0.477 (1, 3)		2-3 K			0-0 E5		1-2 HR		1-0 1B	4	1	2	3	0	1	0						
A.J. Pierzynski, L OBP: 0.283, SLG: 0.300 (1, 2)		0-3 K			0-1 1B		0-2 G1-3		0-1 F7	4	0	1	0	0	1	2						
Michael Tucker, L OBP: 0.337, SLG: 0.373 (8, 8)			0-1 F9		1-3 K				0-0 SH1-3	3	1	1	0	1	1	1						
Neff Perez, S OBP: 0.265, SLG: 0.292 (1, 6)			1-3 K			0-2 G3-1			0-0 SH1-3	3	0	1	0	0	1	0						
Kirk Rueter, L OBP: 0.154, SLG: 0.308 Jeffrey Hammonds, R OBP: 0.259, SLG: 0.253 Tyler Walker, R (9, 1) Jason Christiansen, R (9, 1) Matt Herges, L (9, 1)			0-1 G4-3			1-2 G6-3			0-1 1B	3	1	1	1	0	0	0						
Inning Stats	R: 0 H: 0 E: 0 K: 0 S: 5	H: 0 LOB: 0 BB: 0 P: 8	R: 0 H: 0 E: 0 K: 2 S: 8	H: 0 LOB: 0 BB: 0 P: 10	R: 0 H: 0 E: 0 K: 1 S: 7	H: 0 LOB: 0 BB: 0 P: 8	R: 0 H: 0 E: 0 K: 2 S: 9	H: 0 LOB: 0 BB: 0 P: 12	R: 0 H: 1 E: 1 K: 1 S: 7	H: 0 LOB: 1 BB: 0 P: 8	R: 0 H: 0 E: 0 K: 1 S: 10	H: 0 LOB: 0 BB: 0 P: 11	R: 2 H: 1 E: 0 K: 0 S: 11	H: 1 LOB: 1 BB: 1 P: 18	R: 4 H: 5 E: 0 K: 0 S: 15	H: 2 LOB: 2 BB: 1 P: 24	R: 0 H: 1 E: 0 K: 1 S: 13	H: 1 LOB: 2 BB: 1 P: 24	1B: 3 2B: 4 HR: 1	SF: 0 SAC: 1 DP: 0 HBP: 0	WP: 0 PA: 38 PB: 0 SB: 0 CS: 0	
PITCHER	IP WLS BF H R ER SO BB IBB HBP BLK WP HR S P ERA WHIP	IP WLS BF H R ER SO BB IBB HBP BLK WP HR S P ERA WHIP	IP WLS BF H R ER SO BB IBB HBP BLK WP HR S P ERA WHIP	IP WLS BF H R ER SO BB IBB HBP BLK WP HR S P ERA WHIP	IP WLS BF H R ER SO BB IBB HBP BLK WP HR S P ERA WHIP	IP WLS BF H R ER SO BB IBB HBP BLK WP HR S P ERA WHIP	IP WLS BF H R ER SO BB IBB HBP BLK WP HR S P ERA WHIP	IP WLS BF H R ER SO BB IBB HBP BLK WP HR S P ERA WHIP	IP WLS BF H R ER SO BB IBB HBP BLK WP HR S P ERA WHIP	IP WLS BF H R ER SO BB IBB HBP BLK WP HR S P ERA WHIP	IP WLS BF H R ER SO BB IBB HBP BLK WP HR S P ERA WHIP	IP WLS BF H R ER SO BB IBB HBP BLK WP HR S P ERA WHIP	IP WLS BF H R ER SO BB IBB HBP BLK WP HR S P ERA WHIP	IP WLS BF H R ER SO BB IBB HBP BLK WP HR S P ERA WHIP	IP WLS BF H R ER SO BB IBB HBP BLK WP HR S P ERA WHIP	IP WLS BF H R ER SO BB IBB HBP BLK WP HR S P ERA WHIP	IP WLS BF H R ER SO BB IBB HBP BLK WP HR S P ERA WHIP	IP WLS BF H R ER SO BB IBB HBP BLK WP HR S P ERA WHIP	IP WLS BF H R ER SO BB IBB HBP BLK WP HR S P ERA WHIP	IP WLS BF H R ER SO BB IBB HBP BLK WP HR S P ERA WHIP	IP WLS BF H R ER SO BB IBB HBP BLK WP HR S P ERA WHIP	
Cory Lidle, R ERA: 5.15 Phil Norton, L ERA: 8.1 Brian Reith, R ERA: 7.5	7.2 L 30 6 6 6 7 0 1 0 0 0 1 68 90 7.04 0.783	0.1 5 2 0 0 0 2 0 0 0 0 0 8 17 0.00 12.000	1.0 3 0 0 0 1 0 0 0 0 0 9 16 0.00 0.000																			

San Francisco Giants @ Cincinnati Reds
Great American Ball Park, Cincinnati, OH
Fri May 07 2004, 7:10 PM EDT
Att: 34,448 - Sunny - 76 F

AB	34
R	6
H	8
RBI	6
BB	3
SO	8
LOB	10



Batter	1	2	3	4	5	6	7	8	9	AB	R	H	RBI	BB	SO	LOB	BOTTOM					
D'Angelo Jimenez, S OBP: 0.351, SLG: 0.345 (1, 4)	2-2 G6-3			0-1 G4-3		3-2 L9			0-1 E	4	0	1	1	0	0	0						
Barry Larkin, R OBP: 0.348, SLG: 0.375 (1, 6)	3-2 G5-3			0-1 G4-3			0-1 F8		1-1 E	4	0	1	0	0	0	0						
Sean Casey, L OBP: 0.414, SLG: 0.573 (1, 3)	1-3 K			0-0 G4-3			0-1 G6-3		0-0 E1	4	0	0	0	0	1	2						
Adam Dunn, L OBP: 0.508, SLG: 0.686 (1, 7)		2-3 K			3-2 L5		2-2 L5		0-3 K	4	0	0	0	0	2	3						
Ken Griffey Jr., L OBP: 0.316, SLG: 0.422 (1, 8)		2-3 K			2-1 G3-1			1-2 F7	1-0 L9	4	0	0	0	0	1	3						
Brandon Larson, R OBP: 0.350, SLG: 0.444 Juan Castro, R OBP: 0.294, SLG: 0.383 (7, 5)		1-1 G4-3			1-1 6			1-2 G3-1	1-2 P6	2	0	1	0	0	0	0						
6 Ryan Freel, R OBP: 0.306, SLG: 0.380 (1, 9)			3-2 P4		3-2 1B			3-2 1B		3	0	2	0	0	0	0						
Javier Valentin, S OBP: 0.209, SLG: 0.368 (1, 2)			1-1 L9			3-1 G6-3		1-1 L5		3	0	0	0	0	0	1						
Cory Lidle, R OBP: 0.429, SLG: 0.222 Phil Norton, R (8, 1) Brian Reith, R (9, 1) Jacob Cruz, L OBP: 0.429, SLG: 0.444 (9, PH)			3-3 K			1-0 P3			1-2 1B	2	0	0	0	0	1	0						
Inning Stats	R: 0 H: 0 E: 0 K: 1 S: 13	H: 0 LOB: 0 BB: 0 P: 19	R: 0 H: 0 E: 0 K: 2 S: 9	H: 0 LOB: 0 BB: 0 P: 14	R: 0 H: 0 E: 0 K: 1 S: 10	H: 0 LOB: 0 BB: 0 P: 17	R: 0 H: 0 E: 0 K: 0 S: 5	H: 2 LOB: 2 BB: 0 P: 20	R: 0 H: 0 E: 0 K: 0 S: 7	H: 0 LOB: 0 BB: 0 P: 14	R: 0 H: 0 E: 0 K: 0 S: 8	H: 0 LOB: 0 BB: 0 P: 10	R: 0 H: 1 E: 0 K: 0 S: 13	H: 1 LOB: 3 BB: 0 P: 19	R: 1 H: 3 E: 1 K: 1 S: 16	H: 3 LOB: 3 BB: 0 P: 20	1B: 4 2B: 2 HR: 0	SF: 0 SAC: 0 DP: 0 HBP: 0	WP: 0 PA: 33 PB: 0 SB: 0 CS: 0			
PITCHER	IP WLS BF H R ER SO BB IBB HBP BLK WP HR S P ERA WHIP	IP WLS BF H R ER SO BB IBB HBP BLK WP HR S P ERA WHIP	IP WLS BF H R ER SO BB IBB HBP BLK WP HR S P ERA WHIP	IP WLS BF H R ER SO BB IBB HBP BLK WP HR S P ERA WHIP	IP WLS BF H R ER SO BB IBB HBP BLK WP HR S P ERA WHIP	IP WLS BF H R ER SO BB IBB HBP BLK WP HR S P ERA WHIP	IP WLS BF H R ER SO BB IBB HBP BLK WP HR S P ERA WHIP	IP WLS BF H R ER SO BB IBB HBP BLK WP HR S P ERA WHIP	IP WLS BF H R ER SO BB IBB HBP BLK WP HR S P ERA WHIP	IP WLS BF H R ER SO BB IBB HBP BLK WP HR S P ERA WHIP	IP WLS BF H R ER SO BB IBB HBP BLK WP HR S P ERA WHIP	IP WLS BF H R ER SO BB IBB HBP BLK WP HR S P ERA WHIP	IP WLS BF H R ER SO BB IBB HBP BLK WP HR S P ERA WHIP	IP WLS BF H R ER SO BB IBB HBP BLK WP HR S P ERA WHIP	IP WLS BF H R ER SO BB IBB HBP BLK WP HR S P ERA WHIP	IP WLS BF H R ER SO BB IBB HBP BLK WP HR S P ERA WHIP	IP WLS BF H R ER SO BB IBB HBP BLK WP HR S P ERA WHIP	IP WLS BF H R ER SO BB IBB HBP BLK WP HR S P ERA WHIP	IP WLS BF H R ER SO BB IBB HBP BLK WP HR S P ERA WHIP	IP WLS BF H R ER SO BB IBB HBP BLK WP HR S P ERA WHIP	IP WLS BF H R ER SO BB IBB HBP BLK WP HR S P ERA WHIP	
Kirk Rueter, L ERA: 5.54 Tyler Walker, R ERA: 1.29 Jason Christiansen, L ERA: 2.16 Matt Herges, R ERA: 5.94	8.0 W 26 3 3 1 1 0 0 0 0 0 0 7 9 0.00 0.375	0.0 3 3 1 1 0 0 0 0 0 0 0 6 7 0.00 0.000	0.2 3 0 0 0 1 0 0 0 0 0 0 3 4 0.00 0.000																			

San Francisco Giants @ Cincinnati Reds
Great American Ball Park, Cincinnati, OH
Fri May 07 2004, 7:10 PM EDT
Att: 34,448 - Sunny - 76 F

AB	33
R	1
H	6
RBI	1
BB	0
SO	5
LOB	12



Batter	1	2	3	4	5	6	7	8	9	AB	R	H	RBI	BB	SO	LOB	TOP					
D'Angelo Jimenez, S OBP: 0.319, SLG: 0.315	G3		G4-3		E5		G4-6-3			4	0	0	0	0	0	3	Cincinnati Reds @ San Diego Padres PETCO Park, San Diego, CA Wed May 12 2004, 10:05 PM EDT Att: 27,559 - Sunny - 68 F					
Barry Larkin, R OBP: 0.333, SLG: 0.383	G5-3			K	K		G6-3			4	0	0	0	0	2	2						
Sean Casey, L OBP: 0.404, SLG: 0.575	L7			6 1B	G3			F7		4	1	1	0	0	0	2						
Ken Griffey Jr., L OBP: 0.348, SLG: 0.491		L4-3 BB		K		6 1B		K		3	0	1	0	1	2	1						
Adam Dunn, L OBP: 0.496, SLG: 0.673	L4-3			6 1B		F7		K		4	0	1	0	0	1	2						
6 Ryan Freel, R OBP: 0.324, SLG: 0.387	G6-3			1-2 2H	1B				B5-3	4	0	2	1	0	0	0						
Javier Valentin, S OBP: 0.214, SLG: 0.333			G6-3 1B	G3		F9		L8		4	0	1	0	0	0	4						
Tim Hummel, R OBP: 0.333, SLG: 0.444 Jason Romano, R (9, PR) OBP: 0.197, SLG: 0.091			G6-3		FC3-5 2B	F8				4	0	2	0	0	0	3						
Cory Lidle, R OBP: 0.412, SLG: 0.250 Jacob Cruz, L (9, PH) OBP: 0.393, SLG: 0.375			K		FC3-5 E		G4-6-3 1B		K	0	0	0	0	0	0	0						
										3	0	1	0	0	1	2						
										1	0	0	0	0	1	1						
Inning Stats	R: 0 E: 0 K: 0 S: 8	H: 0 LOB: 0 BB: 0 P: 9	R: 0 E: 0 K: 0 S: 6	H: 0 LOB: 0 BB: 1 P: 13	R: 0 E: 0 K: 1 S: 12	H: 1 LOB: 1 BB: 0 P: 20	R: 1 E: 0 K: 2 S: 16	H: 3 LOB: 2 BB: 0 P: 23	R: 0 E: 0 K: 1 S: 13	H: 1 LOB: 2 BB: 0 P: 19	R: 0 E: 0 K: 0 S: 12	H: 1 LOB: 0 BB: 0 P: 12	R: 0 E: 0 K: 2 S: 7	H: 0 LOB: 0 BB: 0 P: 9	R: 0 E: 0 K: 1 S: 10	H: 1 LOB: 1 BB: 0 P: 15	1B: 8 2B: 2 3B: 0 HR: 0	SF: 0 SAC: 0 DP: 2 HBP: 0	WP: 0 PB: 0 SB: 0 CS: 0	PA: 36		
PITCHER	IP	WLS	BF	H	R	ER	SO	BB	IBB	HBP	BLK	WP	HR	S	P	ERA	WHIP					
Brian Lawrence, R ERA: 4.57	(1, 1)	6.0	W	26	7	1	1	4	1	0	0	0	0	0	67	103	1.50	1.333				
Scott Linebrink, R ERA: 1.33	(7, 1)	1.0	H	3	1	0	0	0	0	0	0	0	0	9	12	0.00	1.000					
Akinori Otsuka, R ERA: 1.0	(8, 1)	1.0	H	3	0	0	0	2	0	0	0	0	0	7	9	0.00	0.000					
Trevor Hoffman, R ERA: 1.38	(9, 1)	1.0	S	4	1	0	0	1	0	0	0	0	0	10	15	0.00	1.000					

AB	35
R	1
H	9
RBI	1
BB	1
SO	7
LOB	20



Batter	1	2	3	4	5	6	7	8	9	AB	R	H	RBI	BB	SO	LOB	BOTTOM				
Sean Burroughs, L OBP: 0.377, SLG: 0.395	G3-1		G4-3			G1-3				4	0	1	0	0	0	0	Cincinnati Reds @ San Diego Padres PETCO Park, San Diego, CA Wed May 12 2004, 10:05 PM EDT Att: 27,559 - Sunny - 68 F				
Mark Loretta, R OBP: 0.373, SLG: 0.482	24 HR		F9			L9		F8		4	1	1	0	0	0	1					
24 Brian Giles, L OBP: 0.365, SLG: 0.468	2H HR		L5			P1				3	1	1	2	0	0	0					
Phil Nevin, R OBP: 0.327, SLG: 0.406	F9			K		FC6-5 2B				3	0	1	0	0	1	0					
Ryan Klesko, L OBP: 0.333, SLG: 0.380 Akinori Otsuka, R (8, 1) Trevor Hoffman, R (9, 1)	K2-3			L9		FC6-5 CS BB				3	0	0	0	0	1	1					
Jay Payton, R OBP: 0.373, SLG: 0.427				G1-3				CS BB		2	0	1	0	1	0	0					
Ramon Hernandez, R OBP: 0.314, SLG: 0.315		P4				F7		K		3	0	0	0	0	1	3					
3 Khalil Greene, R OBP: 0.349, SLG: 0.425		F9								3	0	1	0	0	0	1					
Brian Lawrence, R OBP: 0.286, SLG: 0.357 Scott Linebrink, R (7, 1) Terrence Long, L (8, 7)		F9						G1-6-3 1B		2	0	0	0	0	1	1					
										0	0	0	0	0	0	0					
										1	0	0	0	0	0	1					
Inning Stats	R: 2 E: 0 K: 1 S: 14	H: 2 LOB: 0 BB: 0 P: 16	R: 0 E: 0 K: 0 S: 7	H: 1 LOB: 1 BB: 0 P: 9	R: 0 E: 0 K: 0 S: 7	H: 0 LOB: 0 BB: 0 P: 8	R: 0 E: 0 K: 1 S: 5	H: 0 LOB: 0 BB: 0 P: 7	R: 0 E: 0 K: 1 S: 6	H: 0 LOB: 0 BB: 0 P: 8	R: 0 E: 0 K: 0 S: 9	H: 0 LOB: 0 BB: 0 P: 13	R: 0 E: 0 K: 1 S: 11	H: 1 LOB: 1 BB: 1 P: 16	R: 0 E: 0 K: 0 S: 8	H: 2 LOB: 1 BB: 0 P: 8	1B: 2 2B: 2 3B: 1 HR: 1	SF: 0 SAC: 0 DP: 1 HBP: 0	WP: 0 PB: 0 SB: 0 CS: 2	PA: 29	
PITCHER	IP	WLS	BF	H	R	ER	SO	BB	IBB	HBP	BLK	WP	HR	S	P	ERA	WHIP				
Cory Lidle, R ERA: 4.7	(1, 1)	8.0	L	29	6	2	2	4	1	0	0	0	1	67	85	2.25	0.875				

AB	28
R	2
H	6
RBI	2
BB	1
SO	4
LOB	8



Batter	1	2	3	4	5	6	7	8	9	AB	R	H	RBI	BB	SO	LOB	TOP					
6 Ryan Freel, R OBP: 0.358, SLG: 0.425	3-2 2B HBP	2-0 CS 1B		4-1 1B BB		1-2 3B		2-2 1B HBP		2	2	2	0	1	0	0	Cincinnati Reds @ Los Angeles Dodgers Dodger Stadium, Los Angeles, CA Sun May 16 2004, 1:10 PM PDT Att: 41,479 - Cloudy - 77 F					
John Riedling, R Danny Graves, R										0	0	0	0	0	0	0						
D'Angelo Jimenez, S OBP: 0.377, SLG: 0.334	0-1 2B	3-2 P6		1-2 1B		3-1 F9		3-1 F8		5	1	2	0	0	0	4						
Ken Griffey Jr., L OBP: 0.353, SLG: 0.496	4-2 2B G4-3	0-0 F9		2-2 F9			1-0 1B	2-2 1B		4	1	2	2	1	0	2						
Adam Dunn, L OBP: 0.490, SLG: 0.646	1-1 G4-3 1B		3-2 FC4-6 1B		1-0 F8 2B		0-0 F9	3-3 K		5	1	3	2	0	1	2						
Jason LaRue, R OBP: 0.308, SLG: 0.303	1-2 G1-3		1-3 K		1-3 K		2-2 FC6 1B		0-0 F7	5	0	1	0	0	2	4						
Jacob Cruz, L OBP: 0.333, SLG: 0.310	3-2 G4-3		2-2 FC4-6		2-2 F8		0-1 L6		3-2 P6	4	0	0	1	0	0	5						
Javier Valentin, S OBP: 0.200, SLG: 0.300	2-3 3-H		1-2 K		2-3 F8		2-2 F8		0-3 K	1	0	0	0	0	0	0						
Tim Hummel, R OBP: 0.308, SLG: 0.304	1-2 BB 1B		0-3 K		2-2 F8		0-0 FC6		0-3 K	5	0	1	1	0	2	4						
Juan Castro, R OBP: 0.310, SLG: 0.379	4-1 BB		0-2 G5-3		1-3 K		1-2 WP SH3-4 1B			3	1	1	0	1	1	0						
39 Aaron Harang, R OBP: 0.056, SLG: 0.111	0-3 K		1-3 K		0-3 K		0-0 SH3-4			3	0	0	0	0	3	2						
Phil Norton, R										0	0	0	0	0	0	0						
Jason Romano, R OBP: 0.160, SLG: 0.087										0	0	0	0	0	0	0						
Inning Stats	R: 4 E: 0 K: 1 S: 21	H: 3 LOB: 2 BB: 2 P: 38	R: 0 E: 0 K: 0 S: 6	H: 1 LOB: 0 BB: 0 P: 11	R: 0 E: 0 K: 2 S: 13	H: 1 LOB: 1 BB: 0 P: 19	R: 0 E: 0 K: 1 S: 13	H: 1 LOB: 2 BB: 1 P: 21	R: 0 E: 0 K: 2 S: 11	H: 1 LOB: 1 BB: 0 P: 16	R: 0 E: 0 K: 0 S: 10	H: 2 LOB: 2 BB: 0 P: 13	R: 2 E: 0 K: 1 S: 16	H: 2 LOB: 1 BB: 0 P: 27	R: 0 E: 0 K: 1 S: 7	H: 0 LOB: 0 BB: 0 P: 10	1B: 7 2B: 4 3B: 1 HR: 0	SF: 0 SAC: 1 DP: 0 HBP: 2	WP: 1 PB: 0 SB: 0 CS: 1	PA: 43		
PITCHER	IP WLS BF H R ER SO BB IBB HBP BLK WP HR S P ERA WHIP	IP WLS BF H R ER SO BB IBB HBP BLK WP HR S P ERA WHIP	IP WLS BF H R ER SO BB IBB HBP BLK WP HR S P ERA WHIP	IP WLS BF H R ER SO BB IBB HBP BLK WP HR S P ERA WHIP	IP WLS BF H R ER SO BB IBB HBP BLK WP HR S P ERA WHIP	IP WLS BF H R ER SO BB IBB HBP BLK WP HR S P ERA WHIP	IP WLS BF H R ER SO BB IBB HBP BLK WP HR S P ERA WHIP	IP WLS BF H R ER SO BB IBB HBP BLK WP HR S P ERA WHIP	IP WLS BF H R ER SO BB IBB HBP BLK WP HR S P ERA WHIP	IP WLS BF H R ER SO BB IBB HBP BLK WP HR S P ERA WHIP	IP WLS BF H R ER SO BB IBB HBP BLK WP HR S P ERA WHIP	IP WLS BF H R ER SO BB IBB HBP BLK WP HR S P ERA WHIP	IP WLS BF H R ER SO BB IBB HBP BLK WP HR S P ERA WHIP	IP WLS BF H R ER SO BB IBB HBP BLK WP HR S P ERA WHIP	IP WLS BF H R ER SO BB IBB HBP BLK WP HR S P ERA WHIP	IP WLS BF H R ER SO BB IBB HBP BLK WP HR S P ERA WHIP	IP WLS BF H R ER SO BB IBB HBP BLK WP HR S P ERA WHIP	IP WLS BF H R ER SO BB IBB HBP BLK WP HR S P ERA WHIP	IP WLS BF H R ER SO BB IBB HBP BLK WP HR S P ERA WHIP	IP WLS BF H R ER SO BB IBB HBP BLK WP HR S P ERA WHIP	IP WLS BF H R ER SO BB IBB HBP BLK WP HR S P ERA WHIP	IP WLS BF H R ER SO BB IBB HBP BLK WP HR S P ERA WHIP



Batter	1	2	3	4	5	6	7	8	9	AB	R	H	RBI	BB	SO	LOB	BOTTOM					
Jason Grabowski, L OBP: 0.296, SLG: 0.347	1-0 2B		1-2 F8		2-2 G3		1-0 HR			3	0	1	0	0	0	0	Cincinnati Reds @ Los Angeles Dodgers Dodger Stadium, Los Angeles, CA Sun May 16 2004, 1:10 PM PDT Att: 41,479 - Cloudy - 77 F					
José Hernández, R OBP: 0.420, SLG: 0.667										1	1	1	2	0	0	0						
Cesar Izturis, S OBP: 0.318, SLG: 0.360	0-1 P2		0-3 K		0-0 F7		3-H 1B			4	0	1	0	0	1	1						
Milton Bradley, S OBP: 0.322, SLG: 0.446	1-0 G5-3		2-2 2B		1-3 K		0-0 P4			4	0	1	0	0	1	2						
Shawn Green, L OBP: 0.342, SLG: 0.454	4-0 BB		0-3 K		1-2 G3-1		0-1 G4-3			3	0	0	0	1	1	1						
Adrián Beltré, R OBP: 0.362, SLG: 0.618	1-3 K		2-2 G1-3		0-2 G1-3		1-0 G1-6-3 1B			4	0	1	0	0	1	2						
Paul Lo Duca, R OBP: 0.399, SLG: 0.452		1-0 G1-3		0-1 G5-3		0-2 G4-3		2-2 G1-6-3		4	0	0	0	0	0	1						
David Ross, R OBP: 0.167, SLG: 0.353		0-2 F8		2-1 HR			0-0 G1-3		0-0 F8	4	1	1	1	0	0	0						
Alex Cora, L OBP: 0.375, SLG: 0.434		0-2 1B		1-2 2B			1-3 K		1-1 G3	4	0	2	0	0	1	0						
Jeff Weaver, R OBP: 0.278, SLG: 0.389		2-2 G3		0-0 G1-3			0-1 HR		3-3 K	2	0	0	0	0	0	2						
Joe Lintz, R OBP: 0.209, SLG: 0.400										0	0	0	0	0	0	0						
Tom Martin, L ERA: 5.69										0	0	0	0	0	0	0						
37 Darren Dreifort, R ERA: 3.86										0	0	0	0	0	0	0						
Joe Thurston, L OBP: 0.160, SLG: 0.400										0	0	0	0	0	0	0						
Guillermo Mota, R ERA: 2.19										0	0	0	0	0	0	0						
Eric Gagne, R ERA: 2.91										0	0	0	0	0	0	0						
Robin Ventura, L OBP: 0.350, SLG: 0.286										1	0	0	0	0	1	0						
Inning Stats	R: 0 E: 0 K: 1 S: 8	H: 1 LOB: 1 BB: 0 P: 15	R: 0 E: 0 K: 0 S: 10	H: 1 LOB: 0 BB: 0 P: 13	R: 0 E: 0 K: 2 S: 15	H: 1 LOB: 1 BB: 0 P: 18	R: 1 E: 0 K: 0 S: 12	H: 2 LOB: 1 BB: 0 P: 17	R: 0 E: 0 K: 1 S: 9	H: 0 LOB: 0 BB: 0 P: 12	R: 0 E: 0 K: 0 S: 10	H: 0 LOB: 0 BB: 0 P: 13	R: 0 E: 0 K: 1 S: 7	H: 0 LOB: 0 BB: 0 P: 11	1B: 3 2B: 3 3B: 1 HR: 2	SF: 0 SAC: 0 DP: 1 HBP: 0	WP: 0 PB: 0 SB: 0 CS: 0	PA: 36				
PITCHER	IP WLS BF H R ER SO BB IBB HBP BLK WP HR S P ERA WHIP	IP WLS BF H R ER SO BB IBB HBP BLK WP HR S P ERA WHIP	IP WLS BF H R ER SO BB IBB HBP BLK WP HR S P ERA WHIP	IP WLS BF H R ER SO BB IBB HBP BLK WP HR S P ERA WHIP	IP WLS BF H R ER SO BB IBB HBP BLK WP HR S P ERA WHIP	IP WLS BF H R ER SO BB IBB HBP BLK WP HR S P ERA WHIP	IP WLS BF H R ER SO BB IBB HBP BLK WP HR S P ERA WHIP	IP WLS BF H R ER SO BB IBB HBP BLK WP HR S P ERA WHIP	IP WLS BF H R ER SO BB IBB HBP BLK WP HR S P ERA WHIP	IP WLS BF H R ER SO BB IBB HBP BLK WP HR S P ERA WHIP	IP WLS BF H R ER SO BB IBB HBP BLK WP HR S P ERA WHIP	IP WLS BF H R ER SO BB IBB HBP BLK WP HR S P ERA WHIP	IP WLS BF H R ER SO BB IBB HBP BLK WP HR S P ERA WHIP	IP WLS BF H R ER SO BB IBB HBP BLK WP HR S P ERA WHIP	IP WLS BF H R ER SO BB IBB HBP BLK WP HR S P ERA WHIP	IP WLS BF H R ER SO BB IBB HBP BLK WP HR S P ERA WHIP	IP WLS BF H R ER SO BB IBB HBP BLK WP HR S P ERA WHIP	IP WLS BF H R ER SO BB IBB HBP BLK WP HR S P ERA WHIP	IP WLS BF H R ER SO BB IBB HBP BLK WP HR S P ERA WHIP	IP WLS BF H R ER SO BB IBB HBP BLK WP HR S P ERA WHIP	IP WLS BF H R ER SO BB IBB HBP BLK WP HR S P ERA WHIP	IP WLS BF H R ER SO BB IBB HBP BLK WP HR S P ERA WHIP



Batter	1	2	3	4	5	6	7	8	9	10	AB	R	H	RBI	BB	SO	LOB	TOP			
Luis Gonzalez, R OBP: 0.288, SLG: 0.414	P3		K		G6-3			G4-3		K	5	0	0	0	0	2	1	Colorado Rockies @ Cincinnati Reds Great American Ball Park, Cincinnati, OH Wed May 19 2004, 7:10 PM EDT Att. 16,410 - Cloudy - 79 F			
Royce Clayton, R OBP: 0.370, SLG: 0.493	17 2B 1B		1B			K		WP 17 G3 HR BB		G4-3	4	1	2	0	1	1	0				
17 Todd Helton, L OBP: 0.461, SLG: 0.570	2B		K			F8 2B		G3		G1-3	5	0	2	0	0	1	2				
Vinny Castilla, R OBP: 0.366, SLG: 0.653	K			K		F8 2-3		2-H HR			4	1	1	2	0	2	3				
Jeremy Burnitz, L OBP: 0.363, SLG: 0.674	G4-3			G4-3		K		HR		HR	4	1	1	1	0	1	3				
5 Matt Holliday, R OBP: 0.363, SLG: 0.577		K					HBP				3	0	0	0	0	3	0				
Tim Harikkala, R OBP: 0.378, SLG: 0.569											0	0	0	0	0	0	0				
40 Brian Fuentes, L OBP: 0.391, SLG: 0.535											0	0	0	0	0	0	0				
Charles Johnson, R OBP: 0.378, SLG: 0.569		G5-3				K		F8		G6-3	4	0	0	0	0	1	1				
11 Brad Hawpe, L OBP: 0.391, SLG: 0.535								F7		K	4	0	1	0	0	1	1				
Jason Jennings, L OBP: 0.167, SLG: 0.333											2	0	0	0	0	1	1				
Mark Sweeney, L OBP: 0.392, SLG: 0.500											1	0	0	0	0	1	1				
Vladimir Nunez, R OBP: 0.500, SLG: 0.500											0	0	0	0	0	0	0				
Jeff Fassero, L OBP: 0.262, SLG: 0.228											0	0	0	0	0	0	0				
Denny Hocking, S OBP: 0.262, SLG: 0.228											1	0	0	0	0	1	0				
Inning Stats	R: 0 E: 0 K: 1 S: 10	H: 2 LOB: 2 BB: 0 P: 12	R: 0 E: 0 K: 1 S: 6	H: 0 LOB: 0 BB: 0 P: 10	R: 0 E: 0 K: 3 S: 14	H: 1 LOB: 1 BB: 0 P: 16	R: 0 E: 0 K: 2 S: 7	H: 0 LOB: 0 BB: 0 P: 11	R: 0 E: 0 K: 1 S: 7	H: 1 LOB: 1 BB: 0 P: 13	R: 0 E: 0 K: 2 S: 10	H: 0 LOB: 1 BB: 0 P: 15	R: 3 E: 0 K: 1 S: 17	H: 2 LOB: 0 BB: 1 P: 26	R: 0 E: 0 K: 2 S: 9	H: 0 LOB: 0 BB: 0 P: 16	R: 0 E: 0 K: 1 S: 8	H: 0 LOB: 0 BB: 0 P: 11	1B: 2 2B: 3 3B: 0 HR: 2	SF: 0 SAC: 0 DP: 0 HBP: 1	WP: 1 PA: 39
PITCHER	IP 7.0	WLS 27	BF 5	H 0	R 0	ER 0	SO 11	BB 0	IBB 0	HBP 1	BLK 0	WP 0	HR 0	S 63	P 90	ERA 0.00	WHIP 0.714				
Jose Acevedo, R ERA: 4.72	(1, 1)																				
Todd Jones, R ERA: 5.24	(8, 1)	0.2	H	4	1	2	0	1	0	0	0	1	1	12	20	27.00	3.000				
Danny Graves, R ERA: 3.13	(8, 1)	1.1	B	5	1	1	3	0	0	0	0	0	1	14	22	6.75	0.750				
John Riedling, R ERA: 0.45	(10, 1)	1.0	W	3	0	0	1	0	0	0	0	0	0	8	11	0.00	0.000				

Batter	1	2	3	4	5	6	7	8	9	10	AB	R	H	RBI	BB	SO	LOB	BOTTOM					
6 Ryan Freel, R OBP: 0.347, SLG: 0.409	F8										4	0	0	1	0	0	1	Colorado Rockies @ Cincinnati Reds Great American Ball Park, Cincinnati, OH Wed May 19 2004, 7:10 PM EDT Att. 16,410 - Cloudy - 79 F					
Todd Jones, L OBP: 0.347, SLG: 0.409		G6-3									0	0	0	0	0	0	0						
Danny Graves, R OBP: 0.347, SLG: 0.409											0	0	0	0	0	0	0						
Jacob Cruz, L OBP: 0.343, SLG: 0.300											1	0	0	0	0	0	0						
John Riedling, R OBP: 0.343, SLG: 0.300											0	0	0	0	0	0	0						
Barry Larkin, R OBP: 0.331, SLG: 0.360	BB BB	1B BB									3	0	0	0	2	1	0						
Sean Casey, L OBP: 0.406, SLG: 0.565	F7										5	1	2	1	0	0	1						
Ken Griffey Jr., L OBP: 0.346, SLG: 0.471	BB BB										4	0	0	0	1	1	3						
Austin Kearns, R OBP: 0.299, SLG: 0.315											3	0	0	0	2	1	0						
Adam Dunn, L OBP: 0.482, SLG: 0.628											4	1	2	0	0	1	3						
D'Angelo Jimenez, S OBP: 0.339, SLG: 0.345											5	1	4	2	0	0	0						
Jason LaRue, R OBP: 0.317, SLG: 0.304											3	1	1	0	1	1	3						
Jose Acevedo, R OBP: 0.200, SLG: 0.143											2	0	0	0	0	1	1						
Juan Castro, R OBP: 0.306, SLG: 0.373											1	0	0	0	0	0	0						
Inning Stats	R: 0 E: 0 K: 0 S: 13	H: 0 LOB: 3 BB: 3 P: 30	R: 2 E: 0 K: 1 S: 14	H: 2 LOB: 2 BB: 2 P: 30	R: 1 E: 0 K: 1 S: 11	H: 2 LOB: 0 BB: 0 P: 19	R: 0 E: 0 K: 1 S: 8	H: 0 LOB: 0 BB: 0 P: 13	R: 0 E: 0 K: 1 S: 8	H: 0 LOB: 0 BB: 0 P: 16	R: 0 E: 0 K: 1 S: 11	H: 1 LOB: 1 BB: 0 P: 18	R: 0 E: 0 K: 0 S: 9	H: 0 LOB: 0 BB: 0 P: 13	R: 0 E: 0 K: 0 S: 11	H: 2 LOB: 2 BB: 0 P: 21	R: 0 E: 0 K: 1 S: 15	H: 0 LOB: 0 BB: 0 P: 23	R: 1 E: 0 K: 0 S: 13	H: 2 LOB: 3 BB: 1 P: 22	1B: 7 2B: 2 3B: 0 HR: 0	SF: 0 SAC: 1 DP: 0 HBP: 1	WP: 0 PA: 43
PITCHER	IP 6.0	WLS 27	BF 5	H 3	R 3	ER 3	SO 5	BB 5	IBB 0	HBP 0	BLK 0	WP 0	HR 0	S 65	P 126	ERA 4.50	WHIP 1.667						
Jason Jennings, R ERA: 8.5	(1, 1)																						
Vladimir Nunez, R ERA: 6.98	(7, 1)	1.0	3	0	0	0	0	0	0	0	0	0	0	9	13	0.00	0.000						
Jeff Fassero, L ERA: 5.56	(8, 1)	0.2	4	2	0	0	0	0	0	0	0	0	0	7	15	0.00	3.000						
Tim Harikkala, R ERA: 2.57	(8, 1)	1.1	4	0	0	0	1	0	0	0	0	0	0	19	29	0.00	0.000						
40 Brian Fuentes, L ERA: 2.6	(10, 1)	0.1	L	5	2	1	1	0	1	0	1	0	0	13	22	27.00	9.000						

Batter	1	2	3	4	5	6	7	8	9	AB	R	H	RBI	BB	SO	LOB	TOP		
Denny Hocking, S (1,4) OBP: 0.246, SLG: 0.213	F7		L9			F8			K	4	0	0	0	0	1	1			
Royce Clayton, R (1,6) OBP: 0.361, SLG: 0.481	F9			K		G6-3			G1-4-3	4	0	0	0	0	1	0			
17 Todd Helton, L (1,3) OBP: 0.457, SLG: 0.562	F7			P3					G1-3	4	0	1	0	0	0	0			
Vinny Castilla, R (1,5) OBP: 0.385, SLG: 0.667		G5-3		HR				F8		3	1	1	1	0	0	1			
Jeremy Burnitz, L (1,8) OBP: 0.376, SLG: 0.659		G4-3		F8				G3		3	0	0	0	0	0	1			
5 Matt Holliday, R (1,7) OBP: 0.353, SLG: 0.561					K				K	3	0	0	0	0	3	1			
11 Brad Hawpe, L (1,9) OBP: 0.367, SLG: 0.500						K			G3-1	3	0	0	0	0	1	0			
Charles Johnson, R (1,2) OBP: 0.369, SLG: 0.552				P3		G1			F7	3	0	0	0	0	0	0			
Joe Kennedy, R (1,1) OBP: 0.278, SLG: 0.235										2	0	1	0	0	0	0			
Luis Gonzalez, R (8, PH) OBP: 0.286, SLG: 0.410										1	0	0	0	0	1	0			
Steve Reed, R (8, 1)										0	0	0	0	0	0	0			
Inning Stats	R: 0 H: 0 E: 0 K: 0 S: 5	H: 0 LOB: 0 BB: 0 P: 5	R: 0 H: 0 E: 0 K: 1 S: 5	H: 0 LOB: 0 BB: 0 P: 9	R: 0 H: 1 E: 0 K: 0 S: 9	H: 1 LOB: 1 BB: 0 P: 13	R: 1 H: 1 E: 0 K: 1 S: 11	H: 1 LOB: 0 BB: 0 P: 15	R: 0 H: 0 E: 0 K: 2 S: 6	H: 0 LOB: 0 BB: 0 P: 10	R: 0 H: 1 E: 0 K: 1 S: 7	H: 1 LOB: 1 BB: 0 P: 12	R: 0 H: 0 E: 0 K: 1 S: 8	H: 0 LOB: 0 BB: 0 P: 10	R: 0 H: 0 E: 0 K: 1 S: 6	H: 0 LOB: 0 BB: 0 P: 10	1B: 2 2B: 0 3B: 0 HR: 1	SF: 0 SAC: 0 DP: 0 HBP: 0	WP: 0 PA: 30 PB: 0 SB: 0 CS: 0
PITCHER	IP	WLS	BF	H	R	ER	SO	BB	IBB	HBP	BLK	WP	HR	S	P	ERA	WHIP		
Paul Wilson, R (1,1) ERA: 3.59	8.0	W	27	3	1	1	6	0	0	0	0	0	1	62	89	1.12	0.375		
Danny Graves, R (9,1) ERA: 3.0	1.0	S	3	0	0	0	1	0	0	0	0	0	0	6	10	0.00	0.000		

Colorado Rockies @ Cincinnati Reds
Great American Ball Park, Cincinnati, OH

AB 30
R 1
H 3
RBI 1
BB 0
SO 7
LOB 4



Thu May 20 2004, 7:10 PM EDT
Att: 21,576 - Overcast - 82 F

Batter	1	2	3	4	5	6	7	8	9	AB	R	H	RBI	BB	SO	LOB	BOTTOM		
6 Ryan Freel, R (1,5) OBP: 0.344, SLG: 0.404	P4		K			E1		G6-3		4	1	1	0	0	1	0			
Danny Graves, R (9,1)						SF8				0	0	0	0	0	0	0			
Barry Larkin, R (1,6) OBP: 0.329, SLG: 0.355	PB			G6-3		SF8		G6-3		2	0	0	1	1	0	0			
Sean Casey, L (1,3) OBP: 0.402, SLG: 0.556	BB									4	0	1	1	0	2	1			
Ken Griffey Jr., L (1,8) OBP: 0.340, SLG: 0.460	K			K		G6-3		G4-3		3	0	0	0	0	1	2			
Austin Kearns, R (1,9) OBP: 0.300, SLG: 0.316				F7		G6-3				3	0	1	0	0	1	0			
Adam Dunn, L (1,7) OBP: 0.473, SLG: 0.613						G4-3		HBP		3	0	0	0	0	2	1			
D'Angelo Jimenez, S (1,4) OBP: 0.333, SLG: 0.338				L7				K		3	0	0	0	0	2	1			
Jason LaRue, R (1,2) OBP: 0.329, SLG: 0.310				G1-3				L9		3	0	0	0	0	0	1			
Paul Wilson, R (1,1) ERA: 2.82						G4-3				2	1	1	0	0	0	0			
Juan Castro, R (9,5) OBP: 0.306, SLG: 0.373								HBP		3	1	1	0	0	2	2			
Inning Stats	R: 0 H: 0 E: 0 K: 2 S: 12	H: 0 LOB: 1 BB: 1 P: 19	R: 0 H: 0 E: 0 K: 2 S: 8	H: 0 LOB: 0 BB: 0 P: 10	R: 0 H: 0 E: 0 K: 2 S: 9	H: 0 LOB: 0 BB: 0 P: 10	R: 0 H: 0 E: 0 K: 1 S: 5	H: 0 LOB: 0 BB: 0 P: 6	R: 0 H: 0 E: 0 K: 0 S: 9	H: 0 LOB: 0 BB: 0 P: 14	R: 3 H: 4 E: 1 K: 0 S: 12	H: 4 LOB: 0 BB: 0 P: 16	R: 0 H: 1 E: 0 K: 2 S: 11	H: 1 LOB: 2 BB: 0 P: 14	R: 0 H: 0 E: 0 K: 0 S: 6	H: 0 LOB: 0 BB: 0 P: 7	1B: 5 2B: 0 3B: 0 HR: 0	SF: 1 SAC: 0 DP: 1 HBP: 1	WP: 0 PA: 30 PB: 1 SB: 0 CS: 0
PITCHER	IP	WLS	BF	H	R	ER	SO	BB	IBB	HBP	BLK	WP	HR	S	P	ERA	WHIP		
Joe Kennedy, L (1,1) ERA: 2.82	7.0	L	27	5	3	2	9	1	0	1	0	0	0	66	89	2.57	0.857		
Steve Reed, R (8,1) ERA: 1.99	1.0		3	0	0	0	0	0	0	0	0	0	0	6	7	0.00	0.000		

Colorado Rockies @ Cincinnati Reds
Great American Ball Park, Cincinnati, OH

AB 27
R 3
H 5
RBI 2
BB 1
SO 9
LOB 7



Thu May 20 2004, 7:10 PM EDT
Att: 21,576 - Overcast - 82 F

Batter	1	2	3	4	5	6	7	8	9	AB	R	H	RBI	BB	SO	LOB	TOP								
Orlando Palmeiro, L OBP: 0.263, SLG: 0.294										4	1	1	0	0	1	1	Houston Astros @ Cincinnati Reds Great American Ball Park, Cincinnati, OH Fri May 21 2004, 7:10 PM EDT Att: 31,832 - Cloudy - 83 F								
28 Adam Everett, R OBP: 0.314, SLG: 0.383										4	1	1	0	0	1	0									
5 Jeff Bagwell, R OBP: 0.422, SLG: 0.483										3	1	1	2	0	1	0									
Jeff Kent, R OBP: 0.333, SLG: 0.506										4	1	1	1	0	1	0									
17 Lance Berkman, S OBP: 0.494, SLG: 0.603										3	0	0	0	0	1	0									
Mike Lamb, L OBP: 0.350, SLG: 0.491										2	0	0	0	0	0	0									
Morgan Ensberg, R OBP: 0.347, SLG: 0.380										2	0	2	1	0	0	0									
Richard Hidalgo, R OBP: 0.315, SLG: 0.463										3	0	0	0	0	0	2									
Dan Miceli, R OBP: 0.500, SLG: 0.500										0	0	0	0	0	0	0									
Ricky Stone, R OBP: 0.358, SLG: 0.528										1	0	0	0	0	1	1									
Craig Biggio, R OBP: 0.358, SLG: 0.528										1	0	0	0	0	1	1									
Brad Ausmus, R OBP: 0.336, SLG: 0.366										4	0	1	0	0	0	1									
Andy Pettitte, L OBP: 0.250, SLG: 0.182										2	0	1	0	0	1	1									
41 Brandon Backe, R OBP: 0.394, SLG: 0.308										0	0	0	0	0	0	0									
16 Jason Lane, R OBP: 0.394, SLG: 0.308										1	0	0	0	0	1	0									
Inning Stats	R: 2 E: 0 K: 1 S: 22	H: 2 LOB: 0 BB: 0 P: 30	R: 0 E: 0 K: 0 S: 13	H: 0 LOB: 0 BB: 0 P: 18	R: 0 E: 0 K: 0 S: 7	H: 1 LOB: 0 BB: 0 P: 11	R: 0 E: 0 K: 2 S: 12	H: 0 LOB: 0 BB: 0 P: 15	R: 0 E: 0 K: 1 S: 14	H: 1 LOB: 1 BB: 0 P: 19	R: 2 E: 0 K: 1 S: 19	H: 3 LOB: 2 BB: 0 P: 30	R: 0 E: 0 K: 1 S: 8	H: 0 LOB: 0 BB: 0 P: 11	R: 0 E: 0 K: 1 S: 10	H: 1 LOB: 1 BB: 0 P: 13	R: 0 E: 0 K: 1 S: 10	H: 1 LOB: 1 BB: 0 P: 13	1B: 5 2B: 2 HR: 1	SF: 1 SAC: 0 HBP: 1	WP: 0 PB: 0 SB: 0 CS: 0	PA: 35			
PITCHER	IP	WLS	BF	H	R	ER	SO	BB	IBB	HBP	BLK	WP	HR	S	P	ERA	WHIP								
Todd Van Poppel, R ERA: 3.9	5.2		22	6	4	4	5	0	0	0	0	0	1	79	111	6.35	1.059								
Mike Matthews, L ERA	0.0	1	0	0	0	0	0	0	0	1	0	0	0	3	5	∞	∞								
Ryan Wagner, R ERA: 7.11	0.1	W	2	1	0	0	0	0	0	0	0	0	0	5	7	0.00	3.000								
John Riedling, R ERA: 0.41	2.0	H	6	0	0	0	2	0	0	0	0	0	0	16	24	0.00	0.000								
Danny Graves, R ERA: 2.89	1.0	S	4	1	0	0	1	0	0	0	0	0	0	10	13	0.00	1.000								

AB 33
R 4
H 8
RBI 4
BB 0
SO 8
LOB 6



Batter	1	2	3	4	5	6	7	8	9	AB	R	H	RBI	BB	SO	LOB	BOTTOM								
6 Ryan Freel, R OBP: 0.346, SLG: 0.398										4	2	1	1	1	0	1	Houston Astros @ Cincinnati Reds Great American Ball Park, Cincinnati, OH Fri May 21 2004, 7:10 PM EDT Att: 31,832 - Cloudy - 83 F								
Juan Castro, R OBP: 0.306, SLG: 0.373										0	0	0	0	0	0	0									
Barry Larkin, R OBP: 0.331, SLG: 0.352										4	1	1	1	1	0	1									
Sean Casey, L OBP: 0.408, SLG: 0.555										4	1	2	0	1	0	2									
Ken Griffey Jr., L OBP: 0.341, SLG: 0.472										5	1	2	2	0	1	4									
Austin Kearns, R OBP: 0.320, SLG: 0.328										4	0	2	2	1	2	1									
Adam Dunn, L OBP: 0.488, SLG: 0.598										3	0	0	0	1	3	5									
D'Angelo Jimenez, S OBP: 0.337, SLG: 0.338										3	0	1	1	1	0	2									
Jason LaRue, R OBP: 0.326, SLG: 0.297										3	1	0	0	0	2	4									
Todd Van Poppel, R ERA: 3.51	5.0									2	0	0	0	0	2	0									
Mike Matthews, L ERA	0.1									0	0	0	0	0	0	0									
Ryan Wagner, R ERA: 4.95	0.1	H	3	2	2	2	0	0	0	0	0	0	0	0	0	0									
Jacob Cruz, L OBP: 0.361, SLG: 0.395	0.2	L	7	3	3	3	0	0	2	0	0	1	0	11	24	40.50	4.500								
John Riedling, R ERA: 7.3	2.0		7	1	0	0	1	0	0	0	0	0	0	13	22	0.00	0.500								
Inning Stats	R: 2 E: 1 K: 2 S: 18	H: 1 LOB: 3 BB: 3 P: 36	R: 0 E: 0 K: 2 S: 13	H: 1 LOB: 2 BB: 1 P: 20	R: 0 E: 0 K: 2 S: 8	H: 0 LOB: 0 BB: 0 P: 14	R: 0 E: 0 K: 2 S: 10	H: 0 LOB: 0 BB: 0 P: 14	R: 0 E: 0 K: 1 S: 10	H: 2 LOB: 2 BB: 0 P: 19	R: 5 E: 0 K: 0 S: 22	H: 5 LOB: 5 BB: 2 P: 37	R: 0 E: 0 K: 0 S: 4	H: 0 LOB: 0 BB: 0 P: 7	R: 0 E: 0 K: 1 S: 9	H: 1 LOB: 1 BB: 0 P: 15	1B: 7 2B: 3 3B: 0 HR: 0	SF: 0 SAC: 0 DP: 1 HBP: 1	WP: 1 PB: 0 SB: 0 CS: 0	PA: 41					
PITCHER	IP	WLS	BF	H	R	ER	SO	BB	IBB	HBP	BLK	WP	HR	S	P	ERA	WHIP								
Andy Pettitte, L ERA: 3.51	5.0		24	4	2	1	9	4	0	0	0	0	0	59	103	1.80	1.600								
41 Brandon Backe, R ERA: 4.95	0.1	H	3	2	2	2	0	0	0	0	0	0	0	11	13	54.00	6.000								
Dan Miceli, R ERA: 3.0	0.2	L	7	3	3	3	0	0	2	0	0	1	0	11	24	40.50	4.500								
Ricky Stone, R ERA: 7.3	2.0		7	1	0	0	1	0	0	0	0	0	0	13	22	0.00	0.500								

AB 34
R 7
H 10
RBI 7
BB 6
SO 10
LOB 21



Batter	1	2	3	4	5	6	7	8	9	AB	R	H	RBI	BB	SO	LOB	TOP										
Craig Biggio, R OBP: 0.359, SLG: 0.524 (1, 8)	1-1 1B 1B	1-2 P5				0-3 K	0-1 5 BB 28 BB 1B	1-3 K		5	0	2	0	0	2	2											
28 Adam Everett, R OBP: 0.317, SLG: 0.386 (1, 6)	0-3 K		1-1 P2			2-1 2B 2B	4-0 5 BB BB	1-0 P4		4	1	1	0	1	1	1											
5 Jeff Bagwell, R OBP: 0.421, SLG: 0.474 (1, 3)	0-3 K		2-2 G6-3			4-2 2B BB	4-1 BB BB	3-1 L8		3	1	0	0	2	1	1											
Jeff Kent, R OBP: 0.341, SLG: 0.515 (1, 4)	2-1 1B		1-2 P4			1-2 17 HR 2B	1-3 K		0-0 17 2B 1B	5	2	3	2	0	1	3											
17 Lance Berkman, S OBP: 0.497, SLG: 0.640 (1, 7)	3-2 G6-3			3-2 P4		0-0 HR	3-1 1B SF7 2B		2-0 1B FC5-2 2B	5	2	3	2	0	0	2											
Morgan Ensberg, R OBP: 0.348, SLG: 0.381 (1, 5)		1-2 G5-3		0-0 G4-3		3-H 2-2 G3		2-3 1B	1-0 FC5-2 1B	5	0	2	1	0	0	0											
Richard Hidalgo, R OBP: 0.323, SLG: 0.467 (1, 9)		0-0 FC1-5 1B		4-2 FC6-4 BB		2-1 1B	2-2 SF7		0-0 FC5-2 1B	3	0	2	1	1	0	2											
Brad Ausmus, R OBP: 0.331, SLG: 0.359 (1, 2)		0-0 FC1-5 1B		2-1 FC6-4		1 SAFE 2-0 G6-4-3	1 SAFE 0-0 L8		1-2 P6	5	0	1	0	0	0	5											
Roger Clemens, R OBP: 0.238, SLG: 0.300 (5, PH) Mike Lirio, L OBP: 0.301, SLG: 0.554 (6, 1) Orlando Palmeiro, L OBP: 0.258, SLG: 0.289 54 Brad Lidge, R (7, 1) Jose Vizcaino, S OBP: 0.225, SLG: 0.190 (8, PH)		0-0 FC1-5		0-2 G5-3		1-1 HR	1-2 L7		0-0 L5	2	0	0	0	0	0	2											
Inning Stats	R: 0 E: 0 K: 2 S: 14	H: 2 LOB: 2 BB: 0 P: 20	R: 0 E: 0 K: 0 S: 9	H: 2 LOB: 2 BB: 0 P: 11	R: 0 E: 0 K: 0 S: 9	H: 0 LOB: 0 BB: 0 P: 13	R: 0 E: 0 K: 0 S: 8	H: 0 LOB: 1 BB: 1 P: 17	R: 4 E: 0 K: 1 S: 18	H: 3 LOB: 0 BB: 1 P: 27	R: 1 E: 0 K: 1 S: 11	H: 3 LOB: 3 BB: 2 P: 25	R: 1 E: 0 K: 0 S: 13	H: 2 LOB: 1 BB: 0 P: 19	R: 0 E: 0 K: 1 S: 6	H: 0 LOB: 2 BB: 0 P: 11	R: 1 E: 0 K: 0 S: 8	H: 3 LOB: 2 BB: 0 P: 12	1B: 9 2B: 4 3B: 0 HR: 2	SF: 1 SAC: 0 DP: 1 HBP: 0	WP: 0 PB: 0 SB: 0 CS: 0	PA: 45					
PITCHER	IP	WLS	BF	H	R	ER	SO	BB	IBB	HBP	BLK	WP	HR	S	P	ERA	WHIP										
39 Aaron Harang, R ERA: 4.83 (1, 1)	5.0		24	7	4	4	3	2	0	0	0	0	1	58	88	7.20	1.800										
Ryan Wagner, R ERA: 7.43 (6, 1)	0.2	H	6	3	1	1	0	2	0	0	0	0	1	8	21	13.50	7.500										
Brian Reith, R ERA: 8.16 (7, 1)	0.1	H	3	2	1	1	1	0	0	0	0	0	0	6	10	27.00	6.000										
Todd Jones, R ERA: 4.81 (9, 1)	2.0	W	6	0	0	0	1	0	0	0	0	0	0	16	24	0.00	0.000										
Danny Graves, R ERA: 3.12 (9, 1)	1.0	S	6	3	1	1	0	0	0	0	0	0	0	8	12	9.00	3.000										

Houston Astros @ Cincinnati Reds
Great American Ball Park, Cincinnati, OH
Sat May 22 2004, 7:10 PM EDT
Att: 41,890 - Cloudy - 83 F

AB 40
R 7
H 15
RBI 7
BB 4
SO 5
LOB 21



Batter	1	2	3	4	5	6	7	8	9	AB	R	H	RBI	BB	SO	LOB	BOTTOM										
6 Ryan Freel, R OBP: 0.348, SLG: 0.393 (1, 5) (7, 9)	4-2 G4-6-3 1B BB		0-0 1B BB 1B	1-2 G1-3		1-3 K		3-2 G4-3		4	1	1	0	1	1	4											
Barry Larkin, R OBP: 0.339, SLG: 0.360 (1, 6)	0-0 G4-6-3 1B		1 SAFE 2-0 BB 1B 2B 1B	0-1 G6-3		1-1 G6-3		3-2 2B 1B		5	2	3	0	0	0	0											
Sean Casey, L OBP: 0.414, SLG: 0.560 (1, 3)	1-0 G4-6-3		0-0 2B 1B	3-2 G4-3		1-2 G3 HBP		1-2 2B 2B		4	2	2	1	0	0	2											
Ken Griffey Jr., L OBP: 0.337, SLG: 0.470 (1, 8)	2-3 K		1-3 K			0-0 F7		1-0 SH5-4 2H 2B		5	0	1	1	0	2	5											
Austin Kearns, R OBP: 0.329, SLG: 0.328 Danny Graves, R (9, 1)		2-3 K	4-2 2B BB			0-0 1B 1B		1-1 SH5-4		3	1	1	1	1	2	1											
Adam Dunn, L OBP: 0.483, SLG: 0.612 (1, 7)		2-2 2B 1B	3-2 2B			4-1 HBP FC4-6 BB		1-0 BB HBP		2	2	2	2	2	0	0											
D'Angelo Jimenez, S OBP: 0.339, SLG: 0.335 (1, 4)		2-3 K	1-3 K			1-1 FC4-6 HBP 1B		4-2 BB		4	0	1	1	1	2	5											
Jason LaRue, R OBP: 0.340, SLG: 0.312 (1, 2)		1-1 1B	4-0 IBB			1-0 FC4-6 HBP		0-3 K		3	0	1	1	1	2	4											
39 Aaron Harang, R OBP: 0.238, SLG: 0.300 (5, PH) Jacob Cruz, L OBP: 0.301, SLG: 0.344 (6, 1) Ryan Wagner, R (7, 1) Brian Reith, R (7, 1) Todd Jones, L (7, 1) Juan Castro, R OBP: 0.301, SLG: 0.368 (7, 9) Tim Lincecum, R OBP: 0.255, SLG: 0.259 (8, PH)		1-3 K	0-3 K			1-2 FC4-6 HBP		1-2 P3		2	0	0	0	0	2	4											
Inning Stats	R: 0 E: 0 K: 1 S: 8	H: 1 LOB: 1 BB: 1 P: 15	R: 1 E: 0 K: 3 S: 15	H: 2 LOB: 0 BB: 0 P: 23	R: 3 E: 0 K: 3 S: 20	H: 4 LOB: 3 BB: 2 P: 35	R: 0 E: 0 K: 0 S: 9	H: 0 LOB: 0 BB: 0 P: 13	R: 2 E: 0 K: 1 S: 11	H: 2 LOB: 2 BB: 1 P: 19	R: 0 E: 0 K: 1 S: 9	H: 0 LOB: 1 BB: 0 P: 13	R: 0 E: 0 K: 1 S: 12	H: 0 LOB: 2 BB: 1 P: 21	R: 2 E: 0 K: 1 S: 18	H: 3 LOB: 2 BB: 1 P: 31	1B: 8 2B: 4 3B: 0 HR: 0	SF: 0 SAC: 1 DP: 1 HBP: 3	WP: 0 PB: 0 SB: 0 CS: 0	PA: 44							
PITCHER	IP	WLS	BF	H	R	ER	SO	BB	IBB	HBP	BLK	WP	HR	S	P	ERA	WHIP										
Roger Clemens, R ERA: 2.51 (6, 1)	5.0		28	9	6	6	8	3	1	1	0	0	0	9	13	0.00	0.000										
54 Brad Lidge, R ERA: 2.84 (7, 1)	2.0	L	12	3	2	2	2	1	1	1	0	0	0	30	52	9.00	2.000										

Houston Astros @ Cincinnati Reds
Great American Ball Park, Cincinnati, OH
Sat May 22 2004, 7:10 PM EDT
Att: 41,890 - Cloudy - 83 F

AB 34
R 8
H 12
RBI 8
BB 6
SO 11
LOB 29



Batter	1	2	3	4	5	6	7	8	9	AB	R	H	RBI	BB	SO	LOB	TOP			
Craig Biggio, R (1, 8) OBP: 0.362, SLG: 0.520	1-1 FC5 17 WP HBP		1-1 G5-3			2-0 1B		1-1 G5-4-3		3	0	1	0	0	0	1	Houston Astros @ Cincinnati Reds Great American Ball Park, Cincinnati, OH Sun May 23 2004, 1:15 PM EDT Att: 29,693 - Sunny - 80 F			
28 Adam Everett, R (1, 6) OBP: 0.315, SLG: 0.382	0-3 K		1-0 1B			0-0 F9		1-1 G5-3		4	0	1	0	0	1	2				
17 Lance Berkman, S (1, 7) OBP: 0.492, SLG: 0.626	4-2 FC5 1-2 BB		3-2 F8			0-0 F8			2-2 F8	3	0	0	0	1	0	2				
Jeff Kent, R (1, 4) OBP: 0.339, SLG: 0.509	1-0 FC5 1-2 2-3		1-0 FC6-4 1B			1-1 G6-3			1-0 L9	4	0	1	0	0	0	3				
Morgan Ensberg, R (1, 5) OBP: 0.346, SLG: 0.376	2-2 FC6-4		1-2 FC6-4 L5-3				0-3 K		0-1 WP 1B	4	0	1	0	0	1	3				
Richard Hidalgo, R (1, 9) OBP: 0.316, SLG: 0.455		0-1 P3		1-0 L5-3			1-3 K2-3		2-3 K	4	0	0	0	0	2	2				
Jose Vizcaino, S (1, 3) OBP: 0.280, SLG: 0.222		2-1 F7		1-0 G5-4-3 1B			0-2 E4 1B			3	0	2	0	0	0	0				
Brad Ausmus, R (1, 2) OBP: 0.324, SLG: 0.351		0-1 P5		0-2 G5-4-3			0-0 L7			3	0	0	0	0	0	2				
Wade Miller, R (1, 1) OBP: 0.333, SLG: 0.333			1-1 G4-3			0-0 G6-3			4-1 G5-4-3 BB	2	0	0	0	0	0	0				
Brandon Duckworth, R (6, 1) OBP: 0.275, SLG: 0.286										0	0	0	0	0	0	0				
Orlando Palmeiro, L (8, PH) OBP: 0.275, SLG: 0.286										0	0	0	0	0	1	0				
41 Brandon Backe, R (8, 1) OBP: 0.275, SLG: 0.286										0	0	0	0	0	0	0				
Inning Stats	R: 0 E: 0 K: 1 S: 13	H: 0 LOB: 2 BB: 1 P: 21	R: 0 E: 0 K: 0 S: 6	H: 0 LOB: 0 BB: 0 P: 8	R: 0 E: 0 K: 0 S: 9	H: 1 LOB: 1 BB: 0 P: 15	R: 0 E: 0 K: 0 S: 6	H: 1 LOB: 0 BB: 0 P: 9	R: 0 E: 0 K: 0 S: 5	H: 1 LOB: 1 BB: 0 P: 7	R: 0 E: 1 K: 2 S: 10	H: 1 LOB: 1 BB: 0 P: 11	R: 0 E: 0 K: 0 S: 5	H: 0 LOB: 0 BB: 1 P: 11	R: 0 E: 0 K: 1 S: 11	H: 1 LOB: 1 BB: 0 P: 16	1B: 6 2B: 1 3B: 0 HR: 0	SF: 0 SAC: 0 DP: 3 HBP: 1	WP: 2 PB: 0 SB: 0 CS: 0	PA: 33
PITCHER Cory Lidle, R (1, 1) ERA: 4.52	IP: 9.0 WLS: W BF: 33 H: 6 R: 0 ER: 0 SO: 4 BB: 2 IBB: 0 HBP: 1 BLK: 0 WP: 2 HR: 0 S: 71 P: 106 ERA: 0.00 WHIP: 0.889															PITCHER				

AB	30
R	0
H	6
RBI	0
BB	2
SO	4
LOB	15



Batter	1	2	3	4	5	6	7	8	9	AB	R	H	RBI	BB	SO	LOB	BOTTOM			
6 Ryan Freel, R (1, 5) OBP: 0.343, SLG: 0.386	0-3 K	1-0 G4-6-3 1B			1-1 G4-3	2-1 G6-3		1-2 G6-3		5	0	1	0	0	1	2	Houston Astros @ Cincinnati Reds Great American Ball Park, Cincinnati, OH Sun May 23 2004, 1:15 PM EDT Att: 29,693 - Sunny - 80 F			
D'Angelo Jimenez, S (1, 4) OBP: 0.337, SLG: 0.329	4-1 BB 1B BB	1-1 G4-6-3			0-1 F7		0-0 G4-3			3	1	0	0	1	0	2				
Sean Casey, L (1, 3) OBP: 0.421, SLG: 0.583	0-2 BB 1-2 1B		3-2 F8		2-1 HR 1B		2-1 HR			4	3	3	1	0	0	0				
Ken Griffey Jr., L (1, 8) OBP: 0.341, SLG: 0.487	4-1 1B 1-2 2-3 BB		1-1 F9		2-1 HR		2-0 G4-3			3	1	1	2	1	0	0				
Austin Kearns, R (1, 9) OBP: 0.337, SLG: 0.338	2-2 1-3 2-H 3-H 1B		2-0 G6-3		1-1 1B		1-3 K			4	0	2	2	0	1	0				
Adam Dunn, L (1, 7) OBP: 0.472, SLG: 0.594	2-3 K		0-1 G4-3		3-3 K			3-2 P5		4	0	0	0	0	2	3				
Javier Valentin, S (1, 2) OBP: 0.208, SLG: 0.358	1-3 K		3-1 HR		3-2 G4-3			3-1 2B		4	2	2	1	0	1	2				
Juan Castro, R (1, 6) OBP: 0.325, SLG: 0.403		2-2 6 1B SH3-4 1B		0-0 F8		1-0 SH3-4 1B		2-2 2B		4	0	3	1	0	0	0				
Cory Lidle, R (1, 1) OBP: 0.350, SLG: 0.200		1-1 SH3-4		1-3 K		1-0 SH3-4		1-3 K		2	0	0	0	0	2	1				
Inning Stats	R: 2 E: 0 K: 3 S: 18	H: 2 LOB: 2 BB: 2 P: 31	R: 0 E: 0 K: 0 S: 8	H: 2 LOB: 1 BB: 0 P: 13	R: 0 E: 0 K: 0 S: 6	H: 0 LOB: 0 BB: 0 P: 12	R: 1 E: 0 K: 1 S: 8	H: 1 LOB: 0 BB: 0 P: 12	R: 2 E: 0 K: 0 S: 9	H: 3 LOB: 1 BB: 0 P: 22	R: 0 E: 0 K: 0 S: 8	H: 1 LOB: 0 BB: 0 P: 13	R: 1 E: 0 K: 1 S: 14	H: 2 LOB: 1 BB: 0 P: 24	R: 1 E: 0 K: 1 S: 14	H: 2 LOB: 1 BB: 0 P: 24		1B: 7 2B: 2 3B: 0 HR: 3	SF: 0 SAC: 2 DP: 1 HBP: 0	WP: 0 PB: 0 SB: 0 CS: 0
PITCHER Wade Miller, R (1, 1) ERA: 3.56	IP: 5.0 WLS: L BF: 24 H: 8 R: 5 ER: 5 SO: 5 BB: 2 IBB: 0 HBP: 0 BLK: 0 WP: 0 HR: 2 S: 53 P: 90 ERA: 9.00 WHIP: 2.000															PITCHER				
Brandon Duckworth, R (6, 1) ERA: 6.1	IP: 2.0 WLS: 0 BF: 8 H: 2 R: 1 ER: 1 SO: 1 BB: 0 IBB: 0 HBP: 0 BLK: 0 WP: 0 HR: 1 S: 17 P: 29 ERA: 4.50 WHIP: 1.000															PITCHER				
41 Brandon Backe, R (8, 1) ERA: 6.14	IP: 1.0 WLS: 0 BF: 5 H: 2 R: 1 ER: 1 SO: 1 BB: 0 IBB: 0 HBP: 0 BLK: 0 WP: 0 HR: 0 S: 14 P: 24 ERA: 9.00 WHIP: 2.000															PITCHER				

AB	33
R	7
H	12
RBI	7
BB	2
SO	7
LOB	10



Batter	1	2	3	4	5	6	7	8	9	AB	R	H	RBI	BB	SO	LOB	TOP				
Craig Biggio, R OBP: 0.363, SLG: 0.517 (1, 8)	P2		1B				F8		P3	5	0	2	0	0	0	1	Houston Astros @ Cincinnati Reds Great American Ball Park, Cincinnati, OH Mon May 24 2004, 7:10 PM EDT Att: 28,008 - Cloudy - 83 F				
28 Adam Everett, R OBP: 0.314, SLG: 0.379 Jeff Kent, R OBP: 0.342, SLG: 0.518 (9, PH)	5B		F9				G5-3		5PB	4	0	1	0	0	0	3					
5 Jeff Bagwell, R OBP: 0.421, SLG: 0.468 (1, 3)	1B		K				F9		L5	4	1	1	0	1	1	4					
17 Lance Berkman, S OBP: 0.495, SLG: 0.646 (1, 7)	P2						17HR		2-3 3-H 2-1	5	1	3	3	0	0	3					
Morgan Ensberg, R OBP: 0.336, SLG: 0.364 (1, 5)	K						1B		G6-3	4	0	0	0	0	2	5					
Jose Vizcaino, S OBP: 0.276, SLG: 0.224 (1, 4)										4	0	1	0	0	0	0					
Richard Hidalgo, R OBP: 0.309, SLG: 0.444 (1, 9)	L6						F9		K	4	0	0	0	0	1	4					
Brad Ausmus, R OBP: 0.315, SLG: 0.341 (1, 2)	G5-4-3						G6-3		P6	4	0	0	0	0	1	3					
Tim Redding, R OBP: 0.214, SLG: 0.214 (6, 1) Mike Gallo, L OBP: 0.260, SLG: 0.389 (7, PH) Dan Miceli, R OBP: 0.340, SLG: 0.500 54 Brad Lidge, R Ricky Stone, R 16 Jason Lane, R	F8						5F9 171B		2B 5PB	2	1	1	0	0	0	0					
Inning Stats	R: 0 E: 0 K: 1 S: 11	H: 2 LOB: 2 BB: 0 P: 17	R: 0 E: 1 K: 0 S: 8	H: 0 LOB: 0 BB: 0 P: 11	R: 0 E: 0 K: 1 S: 8	H: 1 LOB: 1 BB: 0 P: 9	R: 0 E: 0 K: 2 S: 13	H: 2 LOB: 2 BB: 0 P: 21	R: 1 E: 0 K: 0 S: 14	H: 3 LOB: 2 BB: 0 P: 17	R: 0 E: 0 K: 0 S: 6	H: 0 LOB: 0 BB: 1 P: 7	R: 3 E: 0 K: 0 S: 11	H: 2 LOB: 0 BB: 1 P: 21	R: 0 E: 1 K: 1 S: 6	H: 0 LOB: 0 BB: 0 P: 9		R: 1 E: 0 K: 0 S: 16	H: 2 LOB: 1 BB: 0 P: 26	1B: 9 2B: 1 3B: 0 HR: 2	SF: 0 SAC: 0 DP: 1 HBP: 0
PITCHER	IP	WLS	BF	H	R	ER	SO	BB	IBB	HBP	BLK	WP	HR	S	P	ERA	WHIP				
Jose Acevedo, R ERA: 4.53 John Riedling, R ERA: 1.13 Danny Graves, R ERA: 3.0	6.0	2	27	9	2	2	4	0	0	0	0	0	1	64	89	3.00	1.500				
	2.0	W	8	1	2	2	1	1	0	0	0	0	1	13	23	9.00	1.000				
	1.0	S	5	2	1	0	0	0	0	0	0	0	0	16	26	0.00	2.000				

AB	39
R	5
H	12
RBI	4
BB	1
SO	5
LOB	23




Batter	1	2	3	4	5	6	7	8	9	AB	R	H	RBI	BB	SO	LOB	BOTTOM				
6 Ryan Freel, R OBP: 0.333, SLG: 0.374 (1, 5)	G6-3		G4-3				K			4	0	0	0	0	1	1	Houston Astros @ Cincinnati Reds Great American Ball Park, Cincinnati, OH Mon May 24 2004, 7:10 PM EDT Att: 28,008 - Cloudy - 83 F				
Barry Larkin, R OBP: 0.343, SLG: 0.377 (1, 6)	G6-3		F9				1B		HR	4	2	2	0	0	0	0					
Sean Casey, L OBP: 0.429, SLG: 0.602 (1, 3)	K						HR		G3	3	3	2	1	1	1	0					
Ken Griffey Jr., L OBP: 0.350, SLG: 0.516 (1, 8)							HR		G3	3	1	2	3	1	0	2					
Austin Kearns, R OBP: 0.345, SLG: 0.389 (1, 9)							G5-4-3		G3	4	1	2	3	0	1	2					
Adam Dunn, L OBP: 0.467, SLG: 0.581 (1, 7)	F9						G3		HR	3	0	0	0	1	1	1					
D'Angelo Jimenez, S OBP: 0.337, SLG: 0.325 Danny Graves, R (9, 1)	F8						FC4-6		HR	2	0	0	0	1	0	3					
Jason LaRue, R OBP: 0.337, SLG: 0.309 (1, 2)	K						FC4-6		1B	0	0	0	0	0	0	0					
Jose Acevedo, R OBP: 0.176, SLG: 0.125 John Riedling, R (7, 1)							FC1-6		1B	4	0	1	0	0	1	2					
Juan Castro, R OBP: 0.316, SLG: 0.392 Jacob Cruz, L OBP: 0.368, SLG: 0.364 (8, PH)	P2						FC6-4		L8	2	0	0	0	0	1	2					
Inning Stats	R: 0 E: 0 K: 1 S: 13	H: 0 LOB: 0 BB: 0 P: 17	R: 1 E: 0 K: 1 S: 9	H: 2 LOB: 1 BB: 0 P: 18	R: 0 E: 0 K: 0 S: 5	H: 0 LOB: 0 BB: 0 P: 8	R: 1 E: 0 K: 0 S: 4	H: 1 LOB: 1 BB: 1 P: 12	R: 0 E: 0 K: 0 S: 6	H: 0 LOB: 0 BB: 1 P: 10	R: 2 E: 0 K: 1 S: 10	H: 3 LOB: 1 BB: 1 P: 20	R: 0 E: 0 K: 2 S: 7	H: 0 LOB: 0 BB: 0 P: 8	R: 3 E: 0 K: 1 S: 15	H: 4 LOB: 2 BB: 1 P: 25	1B: 5 2B: 1 3B: 1 HR: 3	SF: 0 SAC: 0 DP: 2 HBP: 0	WP: 0 PA: 36 PB: 0 SB: 0 CS: 0		
PITCHER	IP	WLS	BF	H	R	ER	SO	BB	IBB	HBP	BLK	WP	HR	S	P	ERA	WHIP				
Tim Redding, R ERA: 5.49 Mike Gallo, L ERA: 0.97 Dan Miceli, R ERA: 2.89 54 Brad Lidge, R Ricky Stone, R	5.1	23	6	4	4	3	0	2	0	0	0	0	0	1	6	0.00	1.500				
	1.0	3	0	0	0	2	0	0	0	0	0	0	0	7	8	0.00	0.000				
	0.2	L	6	3	3	3	1	0	1	0	0	0	1	11	20	40.50	4.500				
	0.1	2	1	0	0	0	0	0	0	0	0	0	0	4	5	0.00	3.000				



Batter	1	2	3	4	5	6	7	8	9	AB	R	H	RBI	BB	SO	LOB	TOP							
Luis Castillo, S (1.4) OBP: 0.324, SLG: 0.325	1-1 G6-3		2-2 2B			2-1 L7		0-0 G2		4	0	1	0	0	0	0								
Juan Pierre, L (1.8) OBP: 0.382, SLG: 0.414	0-1 B2-3		1-2 F8			3-2 P4		1-2 G6-3		4	0	0	0	0	0	1								
Mike Lowell, R (1.5) OBP: 0.404, SLG: 0.649	2-2 F9		0-1 G5-3			1-2 2B		1-1 F8		4	0	1	0	0	0	1								
Miguel Cabrera, R (1.9) OBP: 0.369, SLG: 0.557 Abraham Nunez, S (9.9) OBP: 0.350, SLG: 0.324		0-1 2B 1B		3-3 K		1-3 K		2-2 2B 1B		4	2	2	0	0	2	1								
Jeff Conine, R (1.7) OBP: 0.313, SLG: 0.409		0-0 F9 1-H 2B		2-2 F8			2-2 F9		1-2 F8	4	0	1	1	0	0	1								
Hee-Seop Choi, L (1.3) OBP: 0.381, SLG: 0.555		1-3 K		1-1 G3			3-2 HR		4-0 1B IBB	3	1	1	1	1	1	1								
Mike Redmond, R (1.2) OBP: 0.356, SLG: 0.407		2-2 F9			3-1 G4-3		0-0 1B		2-0 1-3 2-H 1B	4	0	2	1	0	0	1								
Alex Gonzalez, R (1.6) OBP: 0.228, SLG: 0.338		1-3 K			0-1 G3		0-2 P6		0-3 K	4	0	0	0	0	2	4								
Tommy Phelps, L (1.1) Matt Perisho, L (8.1) Armando Benitez, R (8.1)			0-0 G6-3		0-3 K		0-3 K		1-3 K	3	0	0	0	0	2	1								
Inning Stats	R: 0 E: 0 K: 0 S: 9	H: 0 LOB: 0 BB: 0 P: 12	R: 1 E: 0 K: 2 S: 12	H: 2 LOB: 1 BB: 0 P: 16	R: 0 E: 0 K: 0 S: 9	H: 1 LOB: 1 BB: 0 P: 12	R: 0 E: 0 K: 1 S: 8	H: 0 LOB: 0 BB: 0 P: 14	R: 0 E: 0 K: 1 S: 7	H: 0 LOB: 0 BB: 0 P: 10	R: 0 E: 0 K: 1 S: 12	H: 1 LOB: 1 BB: 0 P: 19	R: 1 E: 0 K: 1 S: 15	H: 2 LOB: 1 BB: 0 P: 20	R: 0 E: 0 K: 0 S: 6	H: 0 LOB: 0 BB: 0 P: 8	R: 1 E: 0 K: 2 S: 15	H: 2 LOB: 2 BB: 1 P: 25	1B: 3 2B: 4 3B: 0 HR: 1	SF: 0 SAC: 0 DP: 0 HBP: 0	WP: 0 PB: 0 SB: 1 CS: 0	PA: 36		
PITCHER	IP	WLS	BF	H	R	ER	SO	BB	IBB	HBP	BLK	WP	HR	S	P	ERA	WHIP							
Todd Van Poppel, R (1.1) ERA: 3.63	7.0	L	27	6	2	2	6	0	0	0	0	0	1	72	103	2.57	0.857							
Phil Norton, L (8.1) ERA: 5.02	0.2		2	0	0	0	0	0	0	0	0	0	0	4	5	0.00	0.000							
Ryan Wagner, R (8.1) ERA: 7.24	0.1		1	0	0	0	0	0	0	0	0	0	0	2	3	0.00	0.000							
Todd Jones, R (9.1) ERA: 4.78	1.0		6	2	1	1	2	0	1	0	0	0	0	15	25	9.00	2.000							

Florida Marlins @ Cincinnati Reds
Great American Ball Park, Cincinnati, OH
Wed May 26 2004, 7:10 PM EDT
Att: 22,049 - Cloudy - 68 F


AB 35
R 3
H 8
RBI 3
BB 1
SO 8
LOB 13



Batter	1	2	3	4	5	6	7	8	9	AB	R	H	RBI	BB	SO	LOB	BOTTOM							
6 Ryan Freel, R (1.5) OBP: 0.335, SLG: 0.365	3-2 G4-3			2-1 F8		3-2 G6-3			4-2 G6-3 BB	3	0	0	0	1	0	0								
Barry Larkin, R (1.6) OBP: 0.339, SLG: 0.389	1-2 F7			2-0 G4-3		1-1 F9			0-1 G6-3 1-2	4	0	0	0	0	0	1								
Sean Casey, L (1.3) OBP: 0.421, SLG: 0.590	0-1 G4-3			1-1 2B			0-0 F8		1-0 P6	4	0	1	0	0	0	0								
Ken Griffey Jr., L (1.8) OBP: 0.348, SLG: 0.525		1-0 F9		1-2 F7			1-1 G4-3			3	0	0	0	0	0	1								
Austin Kearns, R (1.9) OBP: 0.330, SLG: 0.359		4-2 CS BB			3-2 P4		1-1 G3-1			2	0	0	0	1	0	0								
Adam Dunn, L (1.7) OBP: 0.450, SLG: 0.552		3-3 K 1-2			3-1 P5			1-3 K		3	0	0	0	0	2	1								
D'Angelo Jimenez, S (1.4) OBP: 0.342, SLG: 0.323			1-1 F8		4-2 BB			4-2 BB		1	0	0	0	2	0	0								
Jason LaRue, R (1.2) OBP: 0.327, SLG: 0.291			2-2 F9		0-0 G3			0-0 P4		3	0	0	0	0	0	2								
Todd Van Poppel, R (1.1) ERA: 3.63 Phil Norton, L (8.1) ERA: 5.02 Ryan Wagner, R (8.1) ERA: 7.24 Wily Mo Peña, R (8.9) OBP: 0.302, SLG: 0.417 Jacob Cruz, L (8.9) OBP: 0.359, SLG: 0.353 Todd Jones, L (9.1) ERA: 4.78			1-3 K			0-2 L3		3-2 L7		2	0	0	0	0	1	0								
Inning Stats	R: 0 E: 0 K: 0 S: 9	H: 0 LOB: 0 BB: 0 P: 13	R: 0 E: 0 K: 1 S: 7	H: 0 LOB: 1 BB: 1 P: 15	R: 0 E: 0 K: 1 S: 8	H: 0 LOB: 0 BB: 0 P: 12	R: 0 E: 0 K: 0 S: 8	H: 1 LOB: 1 BB: 0 P: 14	R: 0 E: 0 K: 0 S: 10	H: 0 LOB: 0 BB: 1 P: 20	R: 0 E: 0 K: 0 S: 8	H: 0 LOB: 0 BB: 0 P: 12	R: 0 E: 0 K: 1 S: 5	H: 0 LOB: 0 BB: 0 P: 7	R: 0 E: 0 K: 1 S: 11	H: 0 LOB: 1 BB: 1 P: 19	R: 0 E: 0 K: 0 S: 6	H: 0 LOB: 0 BB: 1 P: 11	1B: 0 2B: 2 3B: 0 HR: 0	SF: 0 SAC: 0 DP: 2 HBP: 0	WP: 0 PB: 0 SB: 0 CS: 1	PA: 30		
PITCHER	IP	WLS	BF	H	R	ER	SO	BB	IBB	HBP	BLK	WP	HR	S	P	ERA	WHIP							
Tommy Phelps, L (1.1) ERA: 2.05	7.0	W	23	1	0	0	2	2	0	0	0	0	0	55	93	0.00	0.429							
Matt Perisho, L (8.1) ERA: 1.8	0.2	H	3	0	0	0	1	1	0	0	0	0	0	6	11	0.00	1.500							
Armando Benitez, R (8.1) ERA: 0.34	1.1	S	4	0	0	0	0	1	0	0	0	0	0	11	19	0.00	0.750							

Florida Marlins @ Cincinnati Reds
Great American Ball Park, Cincinnati, OH
Wed May 26 2004, 7:10 PM EDT
Att: 22,049 - Cloudy - 68 F

AB 26
R 0
H 1
RBI 0
BB 4
SO 3
LOB 6



Batter	1	2	3	4	5	6	7	8	9	AB	R	H	RBI	BB	SO	LOB	TOP							
6 Ryan Freel, R OBP: 0.355, SLG: 0.368 (1, 5)	1-0 FC4-6 1B		1-2 G6-3			4-0 G4-3 BB	4-2 BB		1-3 K	3	1	1	0	2	1	1	<p>Cincinnati Reds @ Montreal Expos</p> <p>Olympic Stadium, Montreal, QB</p> <p>Sat May 29 2004, 7:05 PM EDT</p> <p>Att. 7,913 - Unknown - 70 F</p>							
Bary Larkin, R OBP: 0.330, SLG: 0.386 (1, 6)	0-1 FC4-6 BB 1-2f		3-2 G6-3			3-2 G4-3 1-3	2-0 F9		0-0 G1-6-3 1-2f	5	0	0	0	0	0	5								
Sean Casey, L OBP: 0.429, SLG: 0.613 (1, 3)	0-1 F7		1-1 G4-3			1-1 G4-3		1-1 BB 2B 1B		4	1	1	1	0	0	1								
Ken Griffey Jr., L OBP: 0.345, SLG: 0.520 (1, 8)	4-0 BB 1-2			0-0 G6-3		3-H 1-0 G4-3		1-2 F8		3	0	0	0	1	0	1								
Adam Dunn, L OBP: 0.441, SLG: 0.542 (1, 7)	0-0 F7			1-3 K			2-2 HR	4-2 2B G2-3 BB		3	1	1	1	1	1	2								
D'Angelo Jimenez, S OBP: 0.340, SLG: 0.335 (1, 4)		4-1 G2-6-4 BB BB		3-2 F8			1-1 G6-3	2-2 BB	1-3 2-H 2B	3	0	1	1	1	0	0								
Jacob Cruz, L OBP: 0.333, SLG: 0.333 Todd Jones, L OBP: 0.333, SLG: 0.333 Danny Graves, R OBP: 0.333, SLG: 0.333 (8, 1)		4-1 BB 1-2			0-1 G4-3		4-1 2B 6 WP BB	4-0 IBB		1	1	0	0	3	0	0								
Jason LaRue, R OBP: 0.324, SLG: 0.300 (1, 2)		3-3 K			3-3 K		0-0 6 WP 2B	2-2 G2-3		4	0	1	0	0	2	5								
Jose Acevedo, R OBP: 0.150, SLG: 0.105 Juan Castro, R OBP: 0.337, SLG: 0.423 (8, 5)		1-0 G2-6-4 2-3f			2-3 K		2-3 K		0-0 G1-6-3 1B	3	0	0	0	0	2	4								
										1	0	0	0	0	0	0								
Inning Stats	R: 0 E: 0 K: 0 S: 6	H: 1 LOB: 2 BB: 1 P: 11	R: 0 E: 0 K: 1 S: 7	H: 0 LOB: 1 BB: 2 P: 19	R: 0 E: 0 K: 1 S: 8	H: 0 LOB: 0 BB: 0 P: 13	R: 0 E: 0 K: 1 S: 7	H: 0 LOB: 0 BB: 0 P: 11	R: 0 E: 0 K: 2 S: 10	H: 0 LOB: 0 BB: 0 P: 15	R: 1 E: 0 K: 0 S: 7	H: 0 LOB: 0 BB: 1 P: 16	R: 2 E: 0 K: 1 S: 14	H: 2 LOB: 2 BB: 2 P: 29	R: 1 E: 0 K: 0 S: 15	H: 2 LOB: 2 BB: 2 P: 29	R: 0 E: 0 K: 1 S: 5	H: 1 LOB: 0 BB: 0 P: 6	1B: 3 2B: 2 3B: 0 HR: 1	SF: 0 SAC: 0 DP: 3 HBP: 0	WP: 1 PB: 0 SB: 1 CS: 0	PA: 38		
PITCHER	IP WLS BF H R ER SO BB IBB HBP BLK WP HR S P ERA WHIP	7.0 L 29 3 3 3 5 6 0 0 0 1 1 59 114 3.86 1.286	0.1 5 2 1 1 0 1 1 0 0 0 0 0 11 23 27.00 9.000	0.2 1 0 0 0 0 0 0 0 0 0 0 0 4 6 0.00 0.000	1.0 3 1 0 0 1 0 0 0 0 0 0 0 5 6 0.00 1.000																			

AB	30
R	4
H	6
RBI	3
BB	8
SO	6
LOB	19



Batter	1	2	3	4	5	6	7	8	9	AB	R	H	RBI	BB	SO	LOB	BOTTOM						
Brad Wilkerson, L OBP: 0.343, SLG: 0.399 (1, 9)	3-2 1B 2B		1-2 G6-3			0-2 F8		3-3 K		4	0	1	0	0	1	0	<p>Cincinnati Reds @ Montreal Expos</p> <p>Olympic Stadium, Montreal, QB</p> <p>Sat May 29 2004, 7:05 PM EDT</p> <p>Att. 7,913 - Unknown - 70 F</p>						
Endy Chavez, L OBP: 0.310, SLG: 0.397 (1, 8)	0-0 B3		1-1 F9			1-2 HR		4-0 BB BB		3	1	1	1	1	0	1							
Jose Vidro, S OBP: 0.301, SLG: 0.349 (1, 4)	0-1 G6-4-3 1B			0-2 F7		0-2 G3		4-1 1-2 BB BB		3	0	1	0	1	0	0							
Tony Batista, R OBP: 0.287, SLG: 0.350 (1, 5)	2-2 G6-4-3 1-2f			1-0 P2		1-0 G4-3		2-2 L5		4	0	0	0	0	0	4							
Orlando Cabrera, R OBP: 0.281, SLG: 0.337 (1, 6)		1-1 F9		2-0 P4			1-1 G5-3		0-0 G6-3	4	0	0	0	0	0	0							
Carl Everett, S OBP: 0.295, SLG: 0.368 (1, 7)		2-2 HBP			1-3 K		1-2 P6		1-2 G6-3	3	0	0	0	0	1	0							
24 Nick Johnson, L OBP: 0.250, SLG: 0.375 (1, 3)		3-2 P4			3-1 1B		2-2 2B		0-2 G3	4	0	2	0	0	0	1							
Brian Schneider, L OBP: 0.290, SLG: 0.448 (1, 2)		0-1 G1-3			3-2 F9		1-0 L6			3	0	0	0	0	0	3							
Zach Day, R OBP: 0.053, SLG: 0.211 Sun-Woo Kim, R OBP: 0.333, SLG: 0.444 Jeremy Fikac, R OBP: 0.333, SLG: 0.444 Matt Cepicky, L OBP: 0.235, SLG: 0.340 Luis Ayala, R OBP: 0.500, SLG: 0.500 (8, PH)			0-3 K		0-2 G5-3			1-3 K		2	0	0	0	0	1	1							
										0	0	0	0	0	0	0							
Inning Stats	R: 0 E: 0 K: 0 S: 11	H: 2 LOB: 1 BB: 0 P: 16	R: 0 E: 0 K: 0 S: 10	H: 0 LOB: 0 BB: 0 P: 16	R: 0 E: 0 K: 1 S: 8	H: 0 LOB: 0 BB: 0 P: 10	R: 0 E: 0 K: 0 S: 5	H: 0 LOB: 0 BB: 0 P: 8	R: 0 E: 0 K: 1 S: 12	H: 1 LOB: 1 BB: 0 P: 19	R: 1 E: 0 K: 0 S: 10	H: 1 LOB: 0 BB: 0 P: 12	R: 0 E: 0 K: 0 S: 9	H: 1 LOB: 1 BB: 0 P: 14	R: 0 E: 0 K: 2 S: 13	H: 0 LOB: 2 BB: 2 P: 27	R: 0 E: 0 K: 0 S: 8	H: 0 LOB: 0 BB: 0 P: 9	1B: 2 2B: 2 3B: 0 HR: 1	SF: 0 SAC: 0 DP: 1 HBP: 1	WP: 0 PB: 0 SB: 0 CS: 0	PA: 34	
PITCHER	IP WLS BF H R ER SO BB IBB HBP BLK WP HR S P ERA WHIP	7.0 W 26 5 1 1 2 0 0 1 0 0 0 65 95 1.29 0.714	1.0 H 5 0 0 0 2 2 0 0 0 0 0 13 27 0.00 2.000	1.0 S 3 0 0 0 0 0 0 0 0 0 0 8 9 0.00 0.000																			

AB	31
R	1
H	5
RBI	1
BB	2
SO	4
LOB	10



Batter	1	2	3	4	5	6	7	8	9	AB	R	H	RBI	BB	SO	LOB	TOP										
6 Ryan Freel, R OBP: 0.347, SLG: 0.359	P2		HR		G5-3		G5-3	G6-3		4	1	0	0	1	0	0											
Barry Larkin, R OBP: 0.337, SLG: 0.409	F7		F7		HR		HR	1B	FC6-4	5	2	3	1	0	0	2											
Sean Casey, L OBP: 0.439, SLG: 0.642	G4-3		HR		HR		HR	BB	P5	4	3	2	4	1	0	1											
Ken Griffey Jr., L OBP: 0.344, SLG: 0.525		G3-1	FC4		P4		HR	BB	K	5	1	2	3	0	1	1											
D'Angelo Jimenez, S OBP: 0.349, SLG: 0.356	G6-3		FC4		F8		3B		FC6-4	5	0	1	0	0	0	2											
Wily Mo Peña, R OBP: 0.328, SLG: 0.547							P3			4	1	2	1	0	1	1											
Danny Graves, R							K			0	0	0	0	0	0	0											
Juan Castro, R OBP: 0.429, SLG: 0.429					P3					1	0	0	0	0	1	1											
Tim Hummel, R OBP: 0.228, SLG: 0.219	K						L7		G1-3	3	0	0	0	0	0	1											
Jason LaRue, R OBP: 0.319, SLG: 0.281			F8		K				P3	3	0	0	0	1	1	0											
Todd Van Poppel, R OBP: 0.182, SLG: 0.100										1	1	0	0	1	0	0											
Jacob Cruz, L OBP: 0.347, SLG: 0.293					P6-3				G3	1	0	0	0	0	0	1											
John Riedling, R							F8			0	0	0	0	0	0	0											
Todd Jones, L										0	0	0	0	0	0	0											
Adam Dunn, L OBP: 0.431, SLG: 0.525			HR							1	0	0	0	0	0	0											
Inning Stats	R: 0 E: 0 K: 0 S: 8	H: 0 LOB: 0 BB: 0 P: 14	R: 0 E: 0 K: 1 S: 11	H: 1 LOB: 1 BB: 0 P: 18	R: 3 E: 0 K: 0 S: 15	H: 2 LOB: 1 BB: 2 P: 26	R: 1 E: 0 K: 1 S: 9	H: 1 LOB: 0 BB: 0 P: 12	R: 2 E: 0 K: 0 S: 15	H: 2 LOB: 0 BB: 0 P: 22	R: 0 E: 0 K: 0 S: 6	H: 0 LOB: 1 BB: 1 P: 13	R: 3 E: 0 K: 1 S: 17	H: 3 LOB: 1 BB: 1 P: 28	R: 0 E: 0 K: 0 S: 4	H: 0 LOB: 0 BB: 0 P: 7	R: 0 E: 0 K: 1 S: 9	H: 1 LOB: 1 BB: 0 P: 14	1B: 4 2B: 0 3B: 1 HR: 5	SF: 0 SAC: 0 DP: 0 HBP: 0	WP: 0 PB: 0 SB: 0 CS: 0	PA: 41					
PITCHER	IP	WLS	BF	H	R	ER	SO	BB	IBB	HBP	BLK	WP	HR	S	P	ERA	WHIP										
Tommy Phelps, L ERA: 3.67	5.0		23	6	6	6	2	2	0	0	0	0	4	58	92	10.80	1.600										
Toby Borland, R ERA: 4.22	1.0		4	0	0	0	1	0	0	0	0	0	0	6	13	0.00	1.000										
Justin Wayne, R ERA: 5.13	1.0	L	7	3	3	3	1	1	0	0	0	0	1	17	28	27.00	4.000										
40 Nate Bump, R ERA: 5.16	1.0		4	1	0	0	0	0	0	0	0	0	0	7	10	0.00	1.000										
Matt Perisho, L ERA: 1.62	1.0		3	0	0	0	1	0	0	0	0	0	0	6	11	0.00	0.000										

Cincinnati Reds @ Florida Marlins
Pro Player Stadium, Miami, FL
 Mon May 31 2004, 4:05 PM EDT
 Att: 28,364 - Cloudy - 91 F


AB 37
 R 9
 H 10
 RBI 9
 BB 4
 SO 4
 LOB 10



Batter	1	2	3	4	5	6	7	8	9	AB	R	H	RBI	BB	SO	LOB	BOTTOM										
Luis Castillo, S OBP: 0.346, SLG: 0.335	2B	FC5-2		BLK		E	FC4-6			4	2	3	0	1	0	3											
Juan Pierre, L OBP: 0.383, SLG: 0.412	2B	WP		P4		S		G5-4-3		4	3	3	0	1	0	1											
Mike Lowell, R OBP: 0.426, SLG: 0.670	2B	FC5-2		F7		G6-4-3		G5-4-3		5	1	2	3	0	0	4											
Miguel Cabrera, R OBP: 0.363, SLG: 0.558	P4	WP		K		G6-4-3		E5		5	0	0	0	0	1	4											
Jeff Conine, R OBP: 0.333, SLG: 0.435	1B	SF8		G4-3		PB		1B		4	1	4	1	1	0	0											
Hee-Seop Choi, L OBP: 0.377, SLG: 0.551	1B			K		P4		F8		4	0	1	0	1	1	4											
Alex Gonzalez, R OBP: 0.242, SLG: 0.366	SF8			G4-3		F8		FC4-6		4	0	1	1	0	0	2											
Ramon Castro, R OBP: 0.231, SLG: 0.260	F7					P2		K		4	0	0	0	1	1	5											
Tommy Phelps, L ERA: 3.67		G6-3		G4-3		K		K		2	0	0	0	0	0	2											
Toby Borland, R ERA: 4.22										0	0	0	0	0	0	0											
Larry Sutton, L ERA: 1.57										1	0	0	0	0	0	1											
Justin Wayne, R ERA: 5.13										0	0	0	0	0	0	0											
Lenny Harris, L ERA: 3.23										1	0	0	0	0	0	3											
40 Nate Bump, L ERA: 5.16										0	0	0	0	0	0	0											
Matt Perisho, L ERA: 1.62										0	0	0	0	0	0	0											
Damon Easley, R ERA: 3.62										1	0	0	0	0	0	1											
Inning Stats	R: 4 E: 0 K: 0 S: 20	H: 5 LOB: 1 BB: 0 P: 30	R: 1 E: 0 K: 0 S: 16	H: 2 LOB: 1 BB: 0 P: 24	R: 0 E: 0 K: 1 S: 10	H: 1 LOB: 2 BB: 1 P: 18	R: 0 E: 0 K: 1 S: 7	H: 1 LOB: 1 BB: 0 P: 12	R: 0 E: 0 K: 0 S: 9	H: 1 LOB: 1 BB: 0 P: 12	R: 2 E: 0 K: 1 S: 13	H: 1 LOB: 0 BB: 2 P: 25	R: 0 E: 0 K: 2 S: 12	H: 1 LOB: 3 BB: 2 P: 22	R: 0 E: 1 K: 0 S: 10	H: 2 LOB: 2 BB: 0 P: 16	R: 0 E: 0 K: 1 S: 5	H: 0 LOB: 0 BB: 0 P: 9	1B: 9 2B: 5 3B: 0 HR: 0	SF: 1 SAC: 0 DP: 2 HBP: 0	WP: 1 PB: 1 SB: 3 CS: 0	PA: 45					
PITCHER	IP	WLS	BF	H	R	ER	SO	BB	IBB	HBP	BLK	WP	HR	S	P	ERA	WHIP										
Todd Van Poppel, R ERA: 4.31	5.0		26	10	5	5	2	0	0	0	0	0	0	62	96	9.00	2.000										
John Riedling, R ERA: 1.57	1.0	W	7	1	2	1	1	4	0	0	0	0	0	16	36	9.00	5.000										
Todd Jones, R ERA: 4.3	2.0	H	9	3	0	0	2	0	0	0	0	0	0	19	27	0.00	1.500										
Danny Graves, R ERA: 2.7	1.0	S	3	0	0	0	1	0	0	0	0	0	0	5	9	0.00	0.000										

Cincinnati Reds @ Florida Marlins
Pro Player Stadium, Miami, FL
 Mon May 31 2004, 4:05 PM EDT
 Att: 28,364 - Cloudy - 91 F

AB 39
 R 7
 H 14
 RBI 5
 BB 5
 SO 6
 LOB 28



Batter	1	2	3	4	5	6	7	8	9	10	AB	R	H	RBI	BB	SO	LOB	TOP						
6 Ryan Freel, R OBP: 0.343, SLG: 0.361 (1.5)	F8	G6-3			E	G6-4-3			G5-3		5	1	1	0	0	0	4							
Barry Larkin, R OBP: 0.405 (7.1)	G6-3				E9			F8			4	0	1	1	0	0	0							
John Riedling, R (8.1)					G1-3						0	0	0	0	0	0	0							
Todd Jones, L (8.1)					2-H						0	0	0	0	0	0	0							
Austin Kearns, R OBP: 0.345 (8.1)					1B						0	0	0	0	0	0	0							
Brian Raith, R (10.1)					2-3						0	0	0	0	0	0	0							
Tim Hummel, R OBP: 0.229, SLG: 0.219 (1.3)	G6-3				G1-3			L8	G1-3		5	0	1	0	0	0	1							
Sean Casey, L OBP: 0.433, SLG: 0.631 (1.8)					G3-6-3																			
Ken Griffey Jr., L OBP: 0.346, SLG: 0.535 (1.7)		HR			F8			HR	G4-3		4	2	1	1	1	0	2							
Adam Dunn, L OBP: 0.430, SLG: 0.556 (1.4)		HR			G5-3						5	2	2	3	0	2	1							
D'Angelo Jimenez, S OBP: 0.358, SLG: 0.366 (1.9)		HR									3	2	2	0	2	0	0							
Wily Mo Peña, R OBP: 0.333, SLG: 0.534 (10.1)		WP									5	0	2	1	0	2	3							
Danny Graves, R (1.2)	G6-3										0	0	0	0	0	0	0							
Jason LaRue, R OBP: 0.331, SLG: 0.293 (1.1)											3	0	1	1	1	1	2							
39 Aaron Harang, R OBP: 0.045, SLG: 0.091 (6. PH)											2	0	0	0	0	0	1							
Jacob Cruz, L OBP: 0.260, SLG: 0.310 (6.1)											1	0	1	0	0	0	0							
Mike Matthews, L (7.6)											0	0	0	0	0	0	0							
Felipe Lopez, S (7.6)											2	0	0	0	0	2	2							
Inning Stats	R: 0 E: 0 K: 0 S: 7	H: 0 LOB: 0 BB: 0 P: 9	R: 3 E: 0 K: 0 S: 14	H: 3 LOB: 1 BB: 1 P: 30	R: 0 E: 0 K: 0 S: 7	H: 1 LOB: 0 BB: 0 P: 10	R: 0 E: 0 K: 2 S: 10	H: 0 LOB: 2 BB: 2 P: 20	R: 1 E: 1 K: 1 S: 12	H: 2 LOB: 1 BB: 0 P: 13	R: 0 E: 0 K: 0 S: 13	H: 2 LOB: 2 BB: 0 P: 19	R: 1 E: 0 K: 1 S: 10	H: 1 LOB: 0 BB: 0 P: 14	R: 0 E: 0 K: 2 S: 12	H: 1 LOB: 1 BB: 0 P: 13	R: 0 E: 0 K: 1 S: 14	H: 0 LOB: 0 BB: 0 P: 16	R: 2 E: 0 K: 2 S: 13	H: 2 LOB: 1 BB: 1 P: 21	1B: 6 2B: 3 3B: 0 HR: 3	SF: 0 SAC: 0 DP: 2 HBP: 1	WP: 1 PB: 0 SB: 4 CS: 0	PA: 45
PITCHER	IP	WLS	BF	H	R	ER	SO	BB	IBB	HBP	BLK	WP	HR	S	P	ERA	WHIP							
Brad Penny, R ERA: 2.43 (1.1)	6.0		28	8	4	4	3	2	0	0	0	0	1	63	101	6.00	1.667							
Matt Perisho, L ERA: 1.96 (7.1)	1.2	B	7	2	1	1	2	0	0	0	0	0	0	19	24	5.40	1.200							
Ben Howard, R ERA: (8.1)	0.1		1	0	0	0	1	0	0	0	0	0	0	3	3	0.00	0.000							
40 Nate Bump, R ERA: 5.4 (9.1)	2.0	L	9	2	2	2	3	1	0	0	0	0	1	27	37	9.00	1.500							

Cincinnati Reds @ Florida Marlins
Pro Player Stadium, Miami, FL
Tue Jun 01 2004, 7:05 PM EDT
Att. 13,269 - Sunny - 88 F

AB	40
R	7
H	12
RBI	7
BB	4
SO	9
LOB	18



Batter	1	2	3	4	5	6	7	8	9	10	AB	R	H	RBI	BB	SO	LOB	BOTTOM						
Luis Castillo, S OBP: 0.347, SLG: 0.337 (1.4)	G5-3					G4-3			G5-3		5	0	2	0	0	0	0							
Juan Pierre, L OBP: 0.374, SLG: 0.403 (1.8)	G5-3					K			G4-3		5	0	0	0	0	2	4							
Mike Lowell, R OBP: 0.430, SLG: 0.672 (1.5)	G5-3					E					4	1	2	2	1	1	1							
Miguel Cabrera, R OBP: 0.355, SLG: 0.544 (1.9)	L6					E5					5	0	0	0	0	1	4							
Jeff Conine, R OBP: 0.329, SLG: 0.434 (1.7)											5	1	1	0	0	1	1							
Hee-Seop Choi, L OBP: 0.380, SLG: 0.553 (1.3)	F8										3	1	1	0	1	1	0							
Alex Gonzalez, R OBP: 0.246, SLG: 0.381 (1.6)											4	1	2	1	0	0	2							
Ramon Castro, R OBP: 0.231, SLG: 0.260 (1.2)											0	0	0	0	0	0	0							
Mike Mordecai, R OBP: 0.258, SLG: 0.267 (2. PH)											5	1	3	1	0	0	1							
Brad Penny, R OBP: 0.103, SLG: 0.103 (8. PH)											2	1	1	1	0	0	2							
Damion Evans, R OBP: 0.387, SLG: 0.489 (7.1)											0	0	0	0	0	0	0							
Matt Perisho, L ERA: 1.61 (8.1)											0	0	0	0	0	0	0							
Lenny Harris, L OBP: 0.258 (8. PH)											1	0	0	0	0	0	1							
40 Nate Bump, L (8.1)											0	0	0	0	0	0	0							
Larry Sutton, L OBP: 0.233, SLG: 0.200 (10. PH)											1	0	0	0	0	0	1							
Inning Stats	R: 0 E: 0 K: 0 S: 10	H: 1 LOB: 1 BB: 0 P: 16	R: 0 E: 0 K: 1 S: 13	H: 2 LOB: 2 BB: 0 P: 17	R: 1 E: 1 K: 0 S: 11	H: 1 LOB: 1 BB: 0 P: 15	R: 3 E: 0 K: 2 S: 19	H: 5 LOB: 2 BB: 0 P: 25	R: 1 E: 0 K: 0 S: 6	H: 1 LOB: 0 BB: 0 P: 8	R: 0 E: 0 K: 1 S: 6	H: 0 LOB: 0 BB: 0 P: 9	R: 0 E: 0 K: 1 S: 10	H: 0 LOB: 0 BB: 0 P: 13	R: 0 E: 0 K: 0 S: 6	H: 0 LOB: 1 BB: 1 P: 11	R: 0 E: 0 K: 1 S: 11	H: 0 LOB: 1 BB: 1 P: 21	R: 1 E: 0 K: 0 S: 15	H: 2 LOB: 1 BB: 0 P: 22	1B: 8 2B: 3 3B: 1 HR: 0	SF: 1 SAC: 1 DP: 0 HBP: 0	WP: 1 PB: 0 SB: 0 CS: 0	PA: 45
PITCHER	IP	WLS	BF	H	R	ER	SO	BB	IBB	HBP	BLK	WP	HR	S	P	ERA	WHIP							
39 Aaron Harang, R ERA: 5.43 (1.1)	5.0		26	10	5	4	3	0	0	0	0	0	0	59	81	7.20	2.000							
Mike Matthews, L ERA: 3.30 (6.1)	1.0		3	0	0	0	1	0	0	0	0	0	0	9	0	0.00	0.000							
John Riedling, R ERA: 1.61 (7.1)	1.0		3	0	0	0	1	0	0	0	0	0	0	10	13	0.00	0.000							
Todd Jones, R ERA: 4.15 (8.1)	1.0		4	0	0	0	0	1	0	0	0	1	0	6	11	0.00	1.000							
Phil Norton, L ERA: 4.42 (9.1)	0.2		2	0	0	0	0	0	0	0	0	0	0	6	11	0.00	0.000							
PITCHER	IP	WLS	BF	H	R	ER	SO	BB	IBB	HBP	BLK	WP	HR	S	P	ERA	WHIP							
Brian Reith, R ERA: 6.52 (9.1)	0.1		2	0	0	0	1	0	0	0	0	0	0	0	0	0.00	3.000							
Danny Graves, R ERA: 2.9 (10.1)	1.0	S	5	2	1	1	0	0	0	0	0	0	0	15	22	9.00	2.000							

Cincinnati Reds @ Florida Marlins
Pro Player Stadium, Miami, FL
Tue Jun 01 2004, 7:05 PM EDT
Att. 13,269 - Sunny - 88 F

AB	41
R	6
H	12
RBI	5
BB	2
SO	6
LOB	17



Batter	1	2	3	4	5	6	7	8	9	AB	R	H	RBI	BB	SO	LOB	TOP				
6 Ryan Freel, R (1.5) OBP: 0.335, SLG: 0.352 Tim Hummel, R (9.5) OBP: 0.229, SLG: 0.219	G6-3			G6-3			G1-3		F7	4	0	0	0	0	0	0					
Felipe Lopez, S (1.6) OBP: 0.167, SLG: 0.167	P3			L4			G6-3		HR	4	1	1	0	0	0	0					
Sean Casey, L (1.3) OBP: 0.434, SLG: 0.644	G4-3			K			BB 1B		HR	4	2	2	2	0	1	0					
Ken Griffey Jr., L (1.8) OBP: 0.344, SLG: 0.527		G3			F8		BB 1B		K	3	0	0	0	1	1	0					
D'Angelo Jimenez, S (1.4) OBP: 0.357, SLG: 0.364	G6-3			G5-3			BB		F8	4	0	1	1	0	0	0					
Adam Dunn, L (1.7) OBP: 0.424, SLG: 0.548	K			G5-3			1B		F9	3	0	0	0	0	1	0					
Wily Mo Peña, R (1.9) OBP: 0.333, SLG: 0.541			K			K		F8	2B	3	0	1	0	0	2	0					
Javier Valentin, S (1.2) OBP: 0.202, SLG: 0.312			L9			K		F8		3	0	0	0	0	1	1					
Cory Lidle, R (1.1) OBP: 0.308, SLG: 0.190 Barry Larkin, R (8, PH) OBP: 0.333, SLG: 0.403 Brian Reith, R (8.1) Danny Graves, R (9.1)	G6-3			G6-3		L5		P6		2	0	0	0	0	0	0					
										1	0	0	0	0	0	1					
										0	0	0	0	0	0	0					
										0	0	0	0	0	0	0					
Inning Stats	R: 0 H: 0 E: 0 K: 0 S: 14	H: 0 LOB: 0 BB: 0 P: 20	R: 0 H: 0 E: 0 K: 1 S: 6	H: 0 LOB: 0 BB: 0 P: 9	R: 0 H: 0 E: 0 K: 1 S: 8	H: 0 LOB: 0 BB: 0 P: 11	R: 0 H: 0 E: 0 K: 1 S: 8	H: 0 LOB: 0 BB: 0 P: 10	R: 0 H: 0 E: 0 K: 0 S: 6	H: 0 LOB: 0 BB: 0 P: 9	R: 1 H: 2 E: 0 K: 0 S: 9	H: 2 LOB: 2 BB: 1 P: 15	R: 0 H: 1 E: 0 K: 0 S: 11	H: 1 LOB: 1 BB: 0 P: 13	R: 2 H: 2 E: 0 K: 1 S: 13	H: 2 LOB: 0 BB: 0 P: 19	1B: 3 2B: 1 3B: 0 HR: 1	SF: 0 SAC: 0 DP: 0 HBP: 0	WP: 0 PB: 0 SB: 0 CS: 0	PA: 32	
PITCHER	IP	WLS	BF	H	R	ER	SO	BB	IBB	HBP	BLK	WP	HR	S	P	ERA	WHIP				
Dontrelle Willis, L (1.1) ERA: 3.64 Ben Howard, R (9.1) ERA: 13.5 Matt Perisho, L (9.1) ERA: 2.37	8.0		27	3	1	1	5	1	0	0	0	0	0	70	100	1.12	0.500				
	0.1	L	2	1	1	1	0	0	0	0	0	0	5	7	27.00	3.000					
	0.2		3	1	1	1	1	0	0	0	0	0	1	8	12	13.50	1.500				

Cincinnati Reds @ Florida Marlins
Pro Player Stadium, Miami, FL
Wed Jun 02 2004, 1:05 PM EDT
Att: 12,222 - Cloudy - 92 F

AB	31
R	3
H	5
RBI	3
BB	1
SO	6
LOB	2



Batter	1	2	3	4	5	6	7	8	9	AB	R	H	RBI	BB	SO	LOB	BOTTOM				
Luis Castillo, S (1.4) OBP: 0.346, SLG: 0.335	CS 1B		F8		K		G3			4	0	1	0	0	1	1					
Juan Pierre, L (1.8) OBP: 0.372, SLG: 0.400	P5		K		2H 1B		E6 CS			4	0	1	1	0	1	1					
Mike Lowell, R (1.5) OBP: 0.422, SLG: 0.658	G6-3		K		G1-4-3		CS		F8	4	0	0	0	0	1	1					
Miguel Cabrera, R (1.9) OBP: 0.357, SLG: 0.543		E 1B 1B		K		E 1B		G6-3		4	0	2	0	0	1	0					
Jeff Conine, R (1.7) OBP: 0.328, SLG: 0.429	K		FC4-6 1B		F8		K			4	0	1	0	0	2	2					
Hee-Seop Choi, L (1.3) OBP: 0.371, SLG: 0.538	P5		FC4-6 FC4-6		E1 FC6-4		G3			4	0	0	0	0	0	3					
Alex Gonzalez, R (1.6) OBP: 0.246, SLG: 0.378	E6 1B		FC4-6		K		G4-3			4	0	1	0	0	1	3					
20 Matt Treanor, R (1.2) OBP: 0.500, SLG: 0.333		BB			SH1-4 1B		FC6-4		L6	3	1	1	0	1	0	2					
Dontrelle Willis, L (1.1) OBP: 0.400, SLG: 0.545 Ben Howard, R (9.1) Matt Perisho, L (9.1)	G6-3				SH1-4		G4-3			2	0	0	0	0	0	3					
										0	0	0	0	0	0	0					
										0	0	0	0	0	0	0					
Inning Stats	R: 0 H: 1 E: 0 K: 0 S: 8	H: 2 LOB: 3 BB: 1 P: 16	R: 0 H: 0 E: 0 K: 2 S: 9	H: 0 LOB: 0 BB: 0 P: 13	R: 0 H: 1 E: 0 K: 1 S: 9	H: 1 LOB: 1 BB: 0 P: 14	R: 1 H: 2 E: 0 K: 1 S: 10	H: 2 LOB: 2 BB: 0 P: 16	R: 0 H: 1 E: 1 K: 0 S: 12	H: 1 LOB: 0 BB: 0 P: 15	R: 0 H: 0 E: 1 K: 0 S: 7	H: 0 LOB: 0 BB: 0 P: 14	R: 0 H: 0 E: 0 K: 1 S: 5	H: 0 LOB: 0 BB: 0 P: 6	R: 0 H: 0 E: 0 K: 0 S: 10	H: 0 LOB: 0 BB: 0 P: 15	1B: 7 2B: 0 3B: 0 HR: 0	SF: 0 SAC: 1 DP: 0 HBP: 0	WP: 0 PB: 0 SB: 0 CS: 2	PA: 36	
PITCHER	IP	WLS	BF	H	R	ER	SO	BB	IBB	HBP	BLK	WP	HR	S	P	ERA	WHIP				
Cory Lidle, R (1.1) ERA: 4.42 Brian Reith, R (8.1) ERA: 6.2 Danny Graves, R (9.1) ERA: 2.81	7.0		29	7	1	1	6	1	0	0	0	0	0	64	100	1.29	1.143				
	1.0	W	3	0	0	0	1	0	0	0	0	0	5	6	0.00	0.000					
	1.0	S	3	0	0	0	0	0	0	0	0	0	10	15	0.00	0.000					

Cincinnati Reds @ Florida Marlins
Pro Player Stadium, Miami, FL
Wed Jun 02 2004, 1:05 PM EDT
Att: 12,222 - Cloudy - 92 F

AB	33
R	1
H	7
RBI	1
BB	1
SO	7
LOB	16



Batter	1	2	3	4	5	6	7	8	9	AB	R	H	RBI	BB	SO	LOB	TOP			
Brad Wilkerson, L OBP: 0.355, SLG: 0.456 (1, 7)										4	1	2	1	1	1	0	Montreal Expos @ Cincinnati Reds Great American Ball Park, Cincinnati, OH Sun Jun 06 2004, 1:15 PM EDT Att: 31,814 - Cloudy - 73 F			
Andy Chavez, L OBP: 0.295, SLG: 0.386 (1, 8)										5	1	1	0	0	0	2				
Jose Vidro, S OBP: 0.318, SLG: 0.367 (1, 4)										4	1	3	2	0	0	1				
Tony Batista, R OBP: 0.281, SLG: 0.351 (1, 5)										4	0	0	0	0	2	3				
24 Nick Johnson, L OBP: 0.513, SLG: 0.688 (1, 3)										4	0	1	1	0	0	2				
Orlando Cabrera, R OBP: 0.273, SLG: 0.314 (1, 6)										3	0	0	0	1	2	1				
Juan Rivera, R OBP: 0.345, SLG: 0.389 (1, 9)										4	1	1	0	0	0	2				
Brian Schneider, L OBP: 0.298, SLG: 0.445 (1, 2)										4	0	0	0	0	0	1				
Livan Hernandez, R OBP: 0.125, SLG: 0.156 (1, 1)										3	0	0	0	0	0	0				
Termel Sledge, L OBP: 0.308, SLG: 0.403 (9, PH)										1	1	1	1	0	0	0				
Rocky Biddle, R (9, 1)										0	0	0	0	0	0	0				
32 Chad Cordero, R (9, 1)										0	0	0	0	0	0	0				
Chad Bentz, R (9, 1)										0	0	0	0	0	0	0				
Inning Stats	R: 3 E: 0 K: 2 S: 21	H: 4 LOB: 1 BB: 0 P: 33	R: 0 E: 0 K: 0 S: 6	H: 0 LOB: 0 BB: 0 P: 10	R: 0 E: 0 K: 0 S: 9	H: 1 LOB: 1 BB: 0 P: 13	R: 0 E: 0 K: 1 S: 7	H: 0 LOB: 0 BB: 0 P: 9	R: 0 E: 0 K: 0 S: 8	H: 0 LOB: 1 BB: 1 P: 16	R: 0 E: 0 K: 1 S: 8	H: 0 LOB: 0 BB: 0 P: 10	R: 0 E: 0 K: 1 S: 8	H: 1 LOB: 1 BB: 0 P: 13	R: 2 E: 0 K: 0 S: 20	H: 3 LOB: 1 BB: 0 P: 28	1B: 5 2B: 4 3B: 0 HR: 0	SF: 0 SAC: 0 DP: 0 HBP: 0	WP: 0 PB: 1 CS: 0	PA: 38
PITCHER	IP WLS BF H R ER SO BB IBB HBP BLK WP HR S P ERA WHIP																			
Todd Van Poppel, R ERA: 4.43	(1, 1)	5.0	21	5	3	3	3	1	0	0	0	0	0	0	0	52	81	5.40	1.200	
Brian Reith, R ERA: 5.91	(6, 1)	1.0	4	0	0	0	0	1	0	0	0	0	0	0	0	8	16	0.00	1.000	
Phil Norton, L ERA: 4.19	(7, 1)	1.0	3	0	0	0	1	0	0	0	0	0	0	0	0	8	10	0.00	0.000	
Todd Jones, R ERA: 4.09	(8, 1)	1.2	8	3	2	1	1	0	0	0	0	0	0	0	23	34	5.40	1.800		
Mike Matthews, L ERA: 2.35	(9, 1)	0.1	W	2	1	0	0	0	0	0	1	0	0	0	5	7	0.00	3.000		

Batter	1	2	3	4	5	6	7	8	9	AB	R	H	RBI	BB	SO	LOB	BOTTOM					
6 Ryan Freel, R OBP: 0.328, SLG: 0.343 (1, 9)										5	0	1	0	0	0	2	Montreal Expos @ Cincinnati Reds Great American Ball Park, Cincinnati, OH Sun Jun 06 2004, 1:15 PM EDT Att: 31,814 - Cloudy - 73 F					
D'Angelo Jimenez, S OBP: 0.397, SLG: 0.361 (1, 4)										5	1	3	1	0	0	0						
Sean Casey, L OBP: 0.419, SLG: 0.619 (1, 3)										4	0	0	0	0	0	2						
Ken Griffey Jr., L OBP: 0.359, SLG: 0.569 (1, 8)										3	2	2	3	1	0	1						
Adam Dunn, L OBP: 0.426, SLG: 0.588 (1, 7)										4	0	0	0	0	3	1						
Brandon Larson, R OBP: 0.346, SLG: 0.391 (1, 5)										3	1	0	0	1	0	1						
Jason LaRue, R OBP: 0.323, SLG: 0.288 (1, 2)										4	0	0	0	0	0	1						
Felipe Lopez, S OBP: 0.111, SLG: 0.111 (1, 6)										3	0	1	0	0	2	0						
Jacob Cruz, L OBP: 0.365, SLG: 0.386 (9, PH)										1	1	1	2	0	0	0						
Todd Van Poppel, R ERA: 4.43	(1, 1)	8.0	31	6	3	3	0	1	0	0	0	0	0	0	0	0						
Tim Lincecum, R ERA: 7.32	(5, PH)									0	0	0	0	0	0	0						
Brian Reith, R ERA: 5.91	(6, 1)									0	0	0	0	0	0	0						
Phil Norton, R ERA: 4.19	(7, 1)									0	0	0	0	0	0	0						
Wily Mo Peña, R ERA: 7.32	(7, PH)									0	0	0	0	0	0	0						
Todd Jones, L ERA: 4.09	(8, 1)									0	0	0	0	0	0	0						
Mike Matthews, L ERA: 2.35	(9, 1)									0	0	0	0	0	0	0						
Barry Larkin, R ERA: 5.87	(9, PH)									1	1	1	0	0	0	0						
Inning Stats	R: 2 E: 0 K: 1 S: 14	H: 2 LOB: 0 BB: 0 P: 21	R: 0 E: 0 K: 0 S: 16	H: 2 LOB: 2 BB: 0 P: 22	R: 1 E: 0 K: 1 S: 9	H: 1 LOB: 0 BB: 0 P: 11	R: 0 E: 0 K: 1 S: 6	H: 0 LOB: 0 BB: 0 P: 7	R: 0 E: 0 K: 0 S: 6	H: 0 LOB: 0 BB: 0 P: 11	R: 0 E: 0 K: 1 S: 7	H: 0 LOB: 1 BB: 1 P: 15	R: 0 E: 0 K: 2 S: 13	H: 0 LOB: 0 BB: 0 P: 20	R: 0 E: 0 K: 0 S: 9	H: 1 LOB: 1 BB: 0 P: 15	R: 3 E: 0 K: 0 S: 15	H: 4 LOB: 2 BB: 1 P: 26	1B: 7 2B: 0 3B: 0 HR: 3	SF: 0 SAC: 0 DP: 0 HBP: 0	WP: 1 PB: 0 CS: 0	PA: 38
PITCHER	IP WLS BF H R ER SO BB IBB HBP BLK WP HR S P ERA WHIP																					
Livan Hernandez, R ERA: 3.42	(1, 1)	8.0	31	6	3	3	0	1	0	0	0	0	0	0	0	0	122	3.38	0.875			
Rocky Biddle, R ERA: 7.32	(9, 1)	0.2	L	5	2	3	3	0	1	0	0	0	0	0	0	0	11	20	40.50	4.500		
32 Chad Cordero, R ERA: 2.18	(9, 1)	0.0	1	1	0	0	0	0	0	0	0	0	0	0	2	3	∞	∞				
Chad Bentz, L ERA: 5.87	(9, 1)	0.0	1	1	0	0	0	0	0	0	0	0	0	2	3	∞	∞					

Batter	1	2	3	4	5	6	7	8	9	AB	R	H	RBI	BB	SO	LOB	TOP										
6 Ryan Freel, R OBP: 0.327, SLG: 0.337 (1, 7)	K2-3		G4-3				L8			3	0	0	0	1	1	0	<p>Cincinnati Reds @ Oakland Athletics Network Associates Coliseum, Oakland, CA Mon Jun 07 2004, 10:05 PM EDT Att: 14,686 - Sunny - 66 F</p>										
Barry Larkin, R Felipe Lopez, S OBP: 0.329, SLG: 0.396 OBP: 0.105, SLG: 0.105 (1, 6)	F8		G4-3					K		3	0	0	0	0	0	1											
Sean Casey, L OBP: 0.416, SLG: 0.626 (1, 10)	F9		F7					K		4	1	1	1	0	1	0											
Ken Griffey Jr., L Tim Hummel, R OBP: 0.359, SLG: 0.565 OBP: 0.216, SLG: 0.206 (6, 3)				G6-3				G4-3		3	1	1	0	0	0	0											
D'Angelo Jimenez, S OBP: 0.359, SLG: 0.363 (1, 4)				G5-3					P6	4	0	2	0	0	0	0											
Adam Dunn, L OBP: 0.427, SLG: 0.589 (6, 7)										3	0	1	1	1	2	1											
Brandon Larson, R OBP: 0.321, SLG: 0.360 (1, 5)										4	0	0	0	0	1	4											
Wily Mo Peña, R OBP: 0.325, SLG: 0.493 (1, 9)										3	0	1	0	0	0	2											
Javier Valentin, S OBP: 0.195, SLG: 0.300 (1, 2)										3	0	0	0	0	1	3											
Inning Stats	R: 0 E: 0 K: 1 S: 7	H: 0 LOB: 0 BB: 0 P: 11	R: 1 E: 0 K: 2 S: 13	H: 3 LOB: 2 BB: 0 P: 16	R: 0 E: 0 K: 0 S: 8	H: 0 LOB: 0 BB: 0 P: 12	R: 0 E: 0 K: 0 S: 11	H: 0 LOB: 1 BB: 1 P: 18	R: 0 E: 0 K: 1 S: 6	H: 1 LOB: 1 BB: 0 P: 10	R: 1 E: 0 K: 0 S: 12	H: 2 LOB: 1 BB: 0 P: 17	R: 0 E: 0 K: 0 S: 4	H: 0 LOB: 0 BB: 0 P: 4	R: 0 E: 0 K: 2 S: 8	H: 0 LOB: 0 BB: 0 P: 11		R: 0 E: 0 K: 1 S: 8	H: 0 LOB: 0 BB: 0 P: 11	1B: 4 2B: 1 3B: 0 HR: 1	SF: 0 SAC: 0 DP: 1 HBP: 0	WP: 0 PB: 0 SB: 0 CS: 0	PA: 34				
PITCHER	IP	WLS	BF	H	R	ER	SO	BB	IBB	HBP	BLK	WP	HR	S	P	ERA	WHIP										
Mark Mulder, L ERA: 2.93 (1, 1)	7.0	W	28	6	2	2	4	2	0	0	0	0	1	61	88	2.57	1.143										
Chris Hammond, L ERA: 4.51 (8, 1)	1.0		3	0	0	0	2	0	0	0	0	0	0	8	11	0.00	0.000										
Jim Mecir, R ERA: 5.66 (9, 1)	1.0		3	0	0	0	1	0	0	0	0	0	0	8	11	0.00	0.000										


Batter	1	2	3	4	5	6	7	8	9	AB	R	H	RBI	BB	SO	LOB	BOTTOM										
Eric Byrnes, R OBP: 0.378, SLG: 0.483 (6, 9)	K									5	2	2	0	0	2	2	<p>Cincinnati Reds @ Oakland Athletics Network Associates Coliseum, Oakland, CA Mon Jun 07 2004, 10:05 PM EDT Att: 14,686 - Sunny - 66 F</p>										
Mark McLemore, S OBP: 0.357, SLG: 0.306 (1, 5)										4	3	2	0	1	1	0											
21 Mark Kotsay, L 23 Bobby Kielty, S OBP: 0.364 OBP: 0.324, SLG: 0.435 (7, PH) (8, 9)										3	1	1	2	1	1	5											
Jermaine Dye, R Billy McMillon, L OBP: 0.335, SLG: 0.500 OBP: 0.240, SLG: 0.333 (5, PH) (6, 7)										3	0	0	0	0	1	4											
Scott Hatteberg, L Eric Karros, R OBP: 0.387, SLG: 0.491 OBP: 0.207, SLG: 0.267 (1, 3) (8, 3)										3	2	2	5	1	0	1											
Erubiel Durazo, L OBP: 0.368, SLG: 0.486 (1, 10)										4	1	1	2	0	0	1											
7 Bobby Crosby, R Esteban German, R OBP: 0.309, SLG: 0.454 OBP: 0.200, SLG: 0.111 (9, 4)										3	2	3	0	1	0	0											
Damian Miller, R OBP: 0.338, SLG: 0.410 (1, 2)										4	1	2	3	0	1	4											
Marco Scutaro, R OBP: 0.324, SLG: 0.387 (9, 6)										3	1	1	0	1	0	0											
Inning Stats	R: 2 E: 0 K: 2 S: 18	H: 2 LOB: 3 BB: 2 P: 36	R: 4 E: 0 K: 2 S: 14	H: 3 LOB: 0 BB: 1 P: 23	R: 0 E: 0 K: 0 S: 6	H: 1 LOB: 0 BB: 0 P: 10	R: 5 E: 0 K: 0 S: 24	H: 6 LOB: 2 BB: 1 P: 43	R: 0 E: 0 K: 0 S: 7	H: 0 LOB: 1 BB: 1 P: 14	R: 2 E: 0 K: 1 S: 9	H: 2 LOB: 0 BB: 0 P: 13	R: 0 E: 0 K: 0 S: 8	H: 0 LOB: 0 BB: 0 P: 13	R: 0 E: 0 K: 1 S: 6	H: 1 LOB: 0 BB: 0 P: 9		1B: 6 2B: 6 3B: 0 HR: 4	SF: 0 SAC: 0 DP: 2 HBP: 1	WP: 3 PB: 0 SB: 1 CS: 0	PA: 43						
PITCHER	IP	WLS	BF	H	R	ER	SO	BB	IBB	HBP	BLK	WP	HR	S	P	ERA	WHIP										
Cory Lidle, R ERA: 5.2 (1, 1)	3.2	L	23	9	9	9	4	3	0	0	0	0	2	34	60	10.80	2.100										
Joe Valentine, R ERA: 14.54 (4, 1)	3.1		17	5	4	4	3	2	0	0	0	0	2	34	60	10.80	2.100										
Phil Norton, L ERA: 3.98 (8, 1)	1.0		3	1	0	0	1	0	0	0	0	0	0	6	9	0.00	1.000										


AB	32
R	2
H	6
RBI	2
BB	2
SO	7
LOB	11



AB	37
R	13
H	15
RBI	12
BB	5
SO	8
LOB	18



Batter	1	2	3	4	5	6	7	8	9	AB	R	H	RBI	BB	SO	LOB	TOP			
6 Ryan Freel, R OBP: 0.328, SLG: 0.335	(1, 7) K	(2, 2) G1-3		(2, 3) K			(0, 1) BB	(4, 0) BB		4	0	1	0	1	2	2	<p>Cincinnati Reds @ Oakland Athletics Network Associates Coliseum, Oakland, CA Tue Jun 08 2004, 10:05 PM EDT Att: 19,302 - Overcast - 61 F</p> <p>AB 40 R 6 H 13 RBI 6 BB 3 SO 10 LOB 24</p> 			
Barry Larkin, R OBP: 0.333, SLG: 0.415	(1, 6) 1B	(2, 2) HR		(1, 1) F9			(1, 3) K	(2, 3) K		3	2	2	3	0	0	0				
Felipe Lopez, S OBP: 0.100, SLG: 0.100	(4, 6) 1B									1	0	0	0	0	1	1				
Brandon Larson, R OBP: 0.316, SLG: 0.353	(8, PH) 1B									1	0	0	0	0	1	3				
Sean Casey, L OBP: 0.420, SLG: 0.629	(1, 3) 1B	(1, 1) 1B			(2, 2) F8		(0, 0) F8		(1, 1) 2B	5	0	3	0	0	0	1				
Ken Griffey Jr., L OBP: 0.356, SLG: 0.556	(1, 8) 1B	(1, 2) 1B			(3, 2) K		(3, 1) G6-3		(2, 3) K	5	0	1	1	0	2	3				
D'Angelo Jimenez, S OBP: 0.364, SLG: 0.370	(1, 4) K			(3, 2) L9				(1, 1) G3-1	(2, 2) DI	4	1	2	0	1	1	2				
Adam Dunn, L OBP: 0.423, SLG: 0.576	(1, 10) F8			(0, 0) F8		(2, 2) F8		(4, 2) G3-1	(3, 1) P5	4	0	0	0	1	0	5				
Wily Mo Peña, R OBP: 0.317, SLG: 0.474		(2, 3) K		(0, 0) G5-3			(1, 2) F8	(2, 2) G3-1	(1, 2) G3	5	0	1	0	0	1	2				
Jason LaRue, R OBP: 0.328, SLG: 0.322		(2, 2) HR		(2, 1) HR			(2, 3) K	(1, 3) K		4	2	2	1	0	2	3				
Tim Hummel, R OBP: 0.225, SLG: 0.243	(1, 5) 1B	(2, 1) HR		(1, 2) G5-3			(2, 2) G1-3	(0, 1) G3-1		3	1	1	0	0	0	0				
Jacob Cruz, L OBP: 0.358, SLG: 0.378	(8, PH) 2B	(1, 3) HR						(1, 2) 2B		1	0	0	1	0	0	2				
Inning Stats	R: 1 E: 0 K: 2 S: 14	H: 3 LOB: 2 BB: 0 P: 24	R: 3 E: 0 K: 1 S: 23	H: 4 LOB: 1 BB: 0 P: 38	R: 0 E: 0 K: 0 S: 6	H: 0 LOB: 0 BB: 0 P: 9	R: 1 E: 0 K: 1 S: 10	H: 1 LOB: 0 BB: 0 P: 16	R: 0 E: 0 K: 1 S: 11	H: 0 LOB: 1 BB: 1 P: 22	R: 0 E: 0 K: 1 S: 8	H: 1 LOB: 1 BB: 0 P: 12	R: 1 E: 0 K: 2 S: 17	H: 2 LOB: 3 BB: 2 P: 31	R: 0 E: 0 K: 1 S: 13	H: 2 LOB: 2 BB: 0 P: 22	1B: 8 2B: 3 3B: 0 HR: 2	SF: 0 SAC: 0 DP: 0 HBP: 0	WP: 0 PB: 0 SB: 0 CS: 0	PA: 43
PITCHER	IP WLS BF H R ER SO BB IBB HBP BLK WP HR S P ERA WHIP																			
Barry Zito, L ERA: 4.74	(1, 1) 5.0 W 24 8 5 5 5 1 0 0 0 0 0 2 64 109 9.00 1.800																			
Chad Bradford, R ERA: 4.32	(6, 1) 1.0 4 1 0 0 1 0 0 0 0 0 0 0 11 16 0.00 1.000																			
Chris Hammond, L ERA: 4.97	(7, 1) 1.0 6 2 1 1 1 1 0 0 0 0 0 0 13 24 9.00 3.000																			
Jim Mecir, R ERA: 5.48	(8, 1) 0.2 H 3 0 0 0 1 1 0 0 0 0 0 0 7 12 0.00 1.500																			
Arthur Rhodes, L ERA: 4.01	(8, 1) 1.1 S 6 2 0 0 2 0 0 0 0 0 0 0 0 16 27 0.00 1.500																			

Batter	1	2	3	4	5	6	7	8	9	AB	R	H	RBI	BB	SO	LOB	BOTTOM			
Eric Byrnes, R OBP: 0.373, SLG: 0.472	(1, 9) F7	(2, 1) F9	(1, 0) F9	(4, 1) BB			(3, 1) G5-3			4	0	0	0	1	0	1	<p>Cincinnati Reds @ Oakland Athletics Network Associates Coliseum, Oakland, CA Tue Jun 08 2004, 10:05 PM EDT Att: 19,302 - Overcast - 61 F</p> <p>AB 37 R 10 H 14 RBI 10 BB 6 SO 1 LOB 18</p> 			
21 Mark Kotsay, L OBP: 0.340, SLG: 0.365	(1, 8) 1B	(0, 1) G4-3		(2, 3) HR			(0, 0) G6-3			5	1	2	0	0	0	3				
23 Bobby Kielty, S OBP: 0.327, SLG: 0.425	(1, 7) FC5-4	(4, 1) 1B		(4, 1) FC3-6			(2, 0) L8			3	1	0	0	2	1	1				
Jermaine Dye, R OBP: 0.340, SLG: 0.505	(1, 10) E5	(1, 1) 1B		(3, 2) FC3-6			(4, 2) E			4	2	2	0	1	0	3				
Scott Hatteberg, L OBP: 0.392, SLG: 0.494	(1, 3) 2B	(2, 1) L8		(1, 2) 2B			(1, 1) E9			5	2	3	2	0	0	3				
7 Bobby Crosby, R OBP: 0.316, SLG: 0.472	(1, 6) 2B			(1, 2) HR			(0, 1) G6-4-3			4	3	2	2	1	0	3				
Damian Miller, R OBP: 0.346, SLG: 0.427	(1, 2) 1B			(0, 0) F8			(4, 1) F9			4	1	2	5	1	0	0				
Marco Scutaro, R OBP: 0.326, SLG: 0.387	(1, 4) 1B			(3, 1) SH1-3			(1, 0) F9			5	0	2	1	0	0	3				
Esteban German, R OBP: 0.217, SLG: 0.143	(1, 5) G1-3			(0, 0) SH1-3			(3, 2) G5-3			3	0	1	0	0	0	1				
Inning Stats	R: 5 E: 1 K: 0 S: 19	H: 4 LOB: 1 BB: 1 P: 32	R: 0 E: 0 K: 0 S: 9	H: 1 LOB: 2 BB: 1 P: 18	R: 1 E: 0 K: 0 S: 7	H: 2 LOB: 1 BB: 0 P: 14	R: 4 E: 0 K: 0 S: 21	H: 5 LOB: 3 BB: 2 P: 38	R: 0 E: 0 K: 1 S: 14	H: 1 LOB: 1 BB: 0 P: 23	R: 0 E: 0 K: 0 S: 5	H: 0 LOB: 0 BB: 0 P: 9	R: 0 E: 0 K: 0 S: 4	H: 0 LOB: 0 BB: 0 P: 9	R: 0 E: 1 K: 0 S: 10	H: 1 LOB: 2 BB: 2 P: 19		1B: 10 2B: 3 3B: 0 HR: 1	SF: 0 SAC: 1 DP: 1 HBP: 0	WP: 0 PB: 0 SB: 0 CS: 0
PITCHER	IP WLS BF H R ER SO BB IBB HBP BLK WP HR S P ERA WHIP																			
Jung Keun Bong, L ERA: 10.8	(1, 1) 3.1 L 23 9 9 4 0 0 3 0 0 0 0 0 0 30 52 3.38 1.875																			
Brian Reith, R ERA: 5.63	(4, 1) 2.2 13 4 1 1 1 1 0 0 0 0 0 0 30 52 3.38 1.875																			
Mike Matthews, L ERA: 1.86	(7, 1) 2.0 8 1 0 0 0 2 0 0 0 0 0 0 14 28 0.00 1.500																			

Batter	1	2	3	4	5	6	7	8	9	AB	R	H	RBI	BB	SO	LOB	TOP				
6 Ryan Freel, R OBP: 0.335, SLG: 0.339	K2-3		BB 1B			BB 1B		G1-3		4	0	2	0	1	1	0	Cincinnati Reds @ Oakland Athletics Network Associates Coliseum, Oakland, CA Wed Jun 09 2004, 10:05 PM EDT Att: 29,601 - Overcast - 61 F				
D'Angelo Jimenez, S OBP: 0.360, SLG: 0.364	F8					G4-6-3 BB		P3		4	0	0	0	1	1	3					
Sean Casey, L OBP: 0.621, SLG: 0.621 Tim Hummel, R OBP: 0.220, SLG: 0.237			BB					F8		3	1	0	0	1	0	2					
Ken Griffey Jr., L OBP: 0.358, SLG: 0.555 Wily Mo Peña, R OBP: 0.313, SLG: 0.468						E1 HBP BB 1B		G4-3		1	0	0	0	0	0	0					
Adam Dunn, L OBP: 0.426, SLG: 0.588						P6		K		4	1	2	0	0	1	2					
Jason LaRue, R OBP: 0.329, SLG: 0.316 Javier Valentin, S OBP: 0.191, SLG: 0.293								G3-1 BB		3	2	1	2	2	1	1					
Jacob Cruz, L OBP: 0.362, SLG: 0.440								G3-1		2	1	0	0	0	2	1					
Brandon Larson, R OBP: 0.328, SLG: 0.382								G3-1		2	0	0	0	0	0	1					
Felipe Lopez, S OBP: 0.125, SLG: 0.167								K		5	2	2	3	0	1	2					
Inning Stats	R: 0 E: 0 K: 2 S: 14	H: 0 LOB: 1 BB: 1 P: 21	R: 0 E: 0 K: 2 S: 8	H: 0 LOB: 0 BB: 0 P: 10	R: 0 E: 0 K: 2 S: 13	H: 1 LOB: 2 BB: 1 P: 21	R: 0 E: 0 K: 1 S: 12	H: 1 LOB: 1 BB: 0 P: 15	R: 0 E: 0 K: 1 S: 9	H: 1 LOB: 1 BB: 0 P: 13	R: 3 E: 0 K: 1 S: 20	H: 4 LOB: 1 BB: 0 P: 26	R: 0 E: 0 K: 2 S: 8	H: 0 LOB: 0 BB: 0 P: 13	R: 0 E: 0 K: 2 S: 10	H: 0 LOB: 1 BB: 1 P: 15		1B: 6 2B: 2 3B: 0 HR: 2	SF: 0 SAC: 0 DP: 1 HBP: 1	WP: 0 PB: 0 SB: 0 CS: 0	PA: 43
PITCHER	IP	WLS	BF	H	R	ER	SO	BB	IBB	HBP	BLK	WP	HR	S	P	ERA	WHIP				
40 Rich Harden, R ERA: 3.92	5.1	W	27	6	5	4	8	3	0	1	0	0	0	23	106	6.75	1.688				
58 Justin Duchschere, R ERA: 1.8	1.2		9	4	3	3	1	1	0	0	0	0	2	72	36	16.20	3.000				
Chris Hammond, L ERA: 4.78	1.0		3	0	0	0	0	0	0	0	0	0	0	8	13	0.00	0.000				
Chad Bradford, R ERA: 4.15	1.0		4	0	0	0	2	1	0	0	0	0	0	10	15	0.00	1.000				

Batter	1	2	3	4	5	6	7	8	9	AB	R	H	RBI	BB	SO	LOB	BOTTOM				
Billy McMillon, L OBP: 0.273, SLG: 0.346 Eric Byrnes, R OBP: 0.376, SLG: 0.475	21 1B G6-4-3 1B		G4-3					1B		4	1	2	1	1	1	1	Cincinnati Reds @ Oakland Athletics Network Associates Coliseum, Oakland, CA Wed Jun 09 2004, 10:05 PM EDT Att: 29,601 - Overcast - 61 F				
Mark McLemore, S OBP: 0.373, SLG: 0.327 Esteban German, R OBP: 0.269, SLG: 0.208								1B		3	1	2	0	0	0	1					
21 Mark Kotsay, L OBP: 0.346, SLG: 0.376 23 Bobby Kielty, S OBP: 0.324, SLG: 0.422								1B		3	1	2	1	0	1	1					
21 Mark Kotsay, L OBP: 0.346, SLG: 0.376 23 Bobby Kielty, S OBP: 0.324, SLG: 0.422								1B		5	2	3	0	0	1	2					
Jermaine Dye, R OBP: 0.344, SLG: 0.504								1B		1	0	0	0	1	2	2					
Scott Hatteberg, L OBP: 0.396, SLG: 0.495 Eric Karros, R OBP: 0.214, SLG: 0.286								1B		6	3	3	2	0	0	4					
Scott Hatteberg, L OBP: 0.396, SLG: 0.495 Eric Karros, R OBP: 0.214, SLG: 0.286								1B		2	1	1	0	1	0	1					
Erubiel Durazo, L OBP: 0.374, SLG: 0.503								1B		2	1	1	2	0	0	0					
7 Bobby Crosby, R OBP: 0.318, SLG: 0.467								1B		4	1	1	0	1	1	3					
Damian Miller, R OBP: 0.348, SLG: 0.453								1B		5	2	2	4	0	1	4					
Marco Scutaro, R OBP: 0.328, SLG: 0.399								1B		5	1	2	2	0	1	0					
Inning Stats	R: 1 E: 0 K: 0 S: 13	H: 3 LOB: 1 BB: 0 P: 17	R: 3 E: 0 K: 0 S: 19	H: 4 LOB: 1 BB: 0 P: 27	R: 4 E: 0 K: 1 S: 18	H: 3 LOB: 0 BB: 1 P: 33	R: 3 E: 1 K: 1 S: 14	H: 3 LOB: 1 BB: 1 P: 26	R: 0 E: 0 K: 3 S: 15	H: 1 LOB: 2 BB: 0 P: 24	R: 0 E: 0 K: 0 S: 10	H: 1 LOB: 1 BB: 1 P: 16	R: 6 E: 0 K: 2 S: 19	H: 5 LOB: 1 BB: 1 P: 27	R: 0 E: 0 K: 1 S: 12	H: 2 LOB: 2 BB: 0 P: 16	1B: 15 2B: 5 3B: 0 HR: 2	SF: 0 SAC: 0 DP: 1 HBP: 0	WP: 0 PB: 0 SB: 1 CS: 0	PA: 49	
PITCHER	IP	WLS	BF	H	R	ER	SO	BB	IBB	HBP	BLK	WP	HR	S	P	ERA	WHIP				
Jose Acevedo, R ERA: 5.09	3.0	L	19	10	8	8	1	1	0	0	0	0	0	29	50	4.50	2.500				
Phil Norton, L ERA: 4.03	2.0		11	4	3	1	4	1	0	0	0	0	1	22	35	40.50	6.000				
John Riedling, R ERA: 3.16	1.1		12	6	6	6	0	2	0	0	0	0	0	7	8	0.00	0.000				
Todd Jones, R ERA: 4.01	0.2		2	0	0	0	2	0	0	0	0	0	0	12	16	0.00	2.000				
Danny Graves, R ERA: 3.18	1.0		5	2	0	0	1	0	0	0	0	0	0	12	16	0.00	2.000				

AB	37
R	8
H	10
RBI	8
BB	5
SO	11
LOB	13



Batter	1	2	3	4	5	6	7	8	9	10	11	AB	R	H	RBI	BB	SO	LOB	TOP							
Eric Young Sr., R OBP: 0.421, SLG: 0.370	(1,8) 3-2 1B 2B	(8,7) 4-1 BB	(10,8) 1-2			(1,1) G6-3			(0,1) 1B			3	1	2	0	2	0	0								
10 Michael Young, R OBP: 0.367, SLG: 0.498	(1,6) 1-2 F9	(0,0) L9			(2,3) K		(2,1) G4-3		(0,0) P4			5	0	0	0	0	1	6								
Alfonso Soriano, R OBP: 0.336, SLG: 0.451	(1,4) 0-2 2B 1B		(1,3) K		(0,0) HR		(2,3) K		(1,1) F9			5	1	2	3	0	2	0								
23 Mark Teixeira, S OBP: 0.337, SLG: 0.481	(1,3) 4-1 1B	(11,9) 1-2 BB	(2,1) G5-3		(1,1) G5-3		(2,2) G3		(1,0) F7			4	0	0	0	1	0	0								
Herbert Perry, R OBP: 0.303, SLG: 0.444 Carlos Almanzar, R Brian Shouse, L Jason Conti, L Erasmio Ramirez, L Brad Fullmer, L OBP: 0.302, SLG: 0.409	(1,5) 1-3 K	(8,1) 3-1 G5-3	(10,1) 1-0 G5-3		(1,0) HR		(0,0) G3-1		(2,3) K			4	1	1	1	0	1	3								
Kevin Mench, R OBP: 0.305, SLG: 0.447 Francisco Cordero, R David Dellucci, L OBP: 0.351, SLG: 0.475	(1,7) 1-1 F8		(0,0) F9		(1,1) E5		(0,1) G6-3		(0,1) F7			4	0	0	0	0	0	3								
Rod Barajas, R OBP: 0.286, SLG: 0.565		(2,1) FC5-4 1B		(0,2) F9	(1,1) F9		(2,2) P6		(1,2) P3			5	0	1	0	0	0	1								
Gary Matthews, S OBP: 0.386, SLG: 0.511 Doug Brocail, L	(1,9) 1-2 FC5-4	(11,1) 1-2 S	(2,3) K		(4,1) B1-6-4 BB		(1,1) P4		(4,2) BB			3	0	0	0	2	1	1								
Kenny Rogers, L 50 Frank Francisco, R 9 Hank Blalock, L OBP: 0.360, SLG: 0.540	(1,1) 1-3 K	(7,1) 1-3 K	(8,5) K		(1,3) K	(2,1) B1-6-4 BB	(2,3) K		(2,2) F8			3	1	0	0	0	2	2								
Inning Stats	R: 0 E: 0 K: 1 S: 15	H: 2 LOB: 3 BB: 1 P: 25	R: 0 E: 0 K: 1 S: 10	H: 1 LOB: 2 BB: 1 P: 18	R: 0 E: 0 K: 1 S: 8	H: 0 LOB: 0 BB: 0 P: 14	R: 0 E: 0 K: 1 S: 7	H: 0 LOB: 0 BB: 0 P: 9	R: 4 E: 1 K: 2 S: 16	H: 2 LOB: 1 BB: 1 P: 27	R: 0 E: 0 K: 0 S: 5	H: 0 LOB: 0 BB: 1 P: 12	R: 0 E: 0 K: 1 S: 9	H: 0 LOB: 0 BB: 0 P: 15	R: 0 E: 0 K: 0 S: 7	H: 0 LOB: 0 BB: 0 P: 9	R: 0 E: 0 K: 1 S: 9	H: 1 LOB: 1 BB: 0 P: 12	R: 0 E: 0 K: 0 S: 6	H: 0 LOB: 0 BB: 0 P: 10	R: 0 E: 0 K: 0 S: 13	H: 0 LOB: 1 BB: 1 P: 20	1B: 3 2B: 1 3B: 0 HR: 2	SF: 0 SAC: 0 DP: 1 HBP: 0	WP: 1 PB: 0 SB: 1 CS: 0	PA: 45
PITCHER	IP ERA WLS BF H R ER SO BB IBB HBP BLK WP HR S P ERA WHIP	Jung Keun Bong, L ERA: 7.71	6.0 2.0 2.0 1.0 1.0 1.0 1.0 1.0 1.0 0.0 0.0 0.0 0.0 0.0 0.0 0.0 0.0 6.00 1.500	7.1 3.29	8.1 3.29	11.1 3.69		PITCHER	IP ERA WLS BF H R ER SO BB IBB HBP BLK WP HR S P ERA WHIP	10.1 4.88	1.1 0.0 1.1 2.0 2.0 2.0 2.0 2.0 2.0 0.0 0.0 0.0 0.0 0.0 0.0 0.0 0.0 3.00 1.000	(10,1) 1.1 (11,1) 0.0	1.1 0.0 1.1 2.0 2.0 2.0 2.0 2.0 2.0 0.0 0.0 0.0 0.0 0.0 0.0 0.0 0.0 6.75 2.250													

Texas Rangers @ Cincinnati Reds
Great American Ball Park, Cincinnati, OH
Tue Jun 15 2004, 7:10 PM EDT
Att. 36,501 - Unknown - 75 F

AB 40
R 4
H 6
RBI 4
BB 5
SO 9
LOB 17



Batter	1	2	3	4	5	6	7	8	9	10	11	AB	R	H	RBI	BB	SO	LOB	BOTTOM			
6 Ryan Freel, R OBP: 0.365, SLG: 0.342	(1,4) 3-3 K	(1,1) FC6-4			(1,1) G6-3			(0,0) G6-3 SH1-4 BB	(4,2) BB		(2,2) 1B	4	0	1	0	2	1	2				
Bary Larkin, R OBP: 0.335, SLG: 0.420	(1,6) 0-2 2B		(2,0) F9		(1,2) G6-3		(0,0) SH1-4	(1,1) F8			(1,0) 1B	5	1	2	1	0	0	2				
Sean Casey, L OBP: 0.412, SLG: 0.621	(1,3) 2-2 F8		(1,0) P3		(1,0) F8		(2,2) G6-3		(2,2) G3			5	0	0	1	0	0	2				
Ken Griffey Jr., L OBP: 0.369, SLG: 0.569	(1,8) 2-2 1B 2B		(1,3) K		(3,2) G3		(2,3) G6-3 IBB		(0,0) G6-3 1B			4	1	2	1	1	1	0				
Wily Mo Peña, R OBP: 0.376, SLG: 0.449 Mike Matthews, L Brandon Larson, R Jason Conti, L Danny Graves, R Felipe Lopez, S Todd Jones, L OBP: 0.362, SLG: 0.529	(1,9) 1-0 PO	(7,1) 1-0 K		(3,3) K		(0,0) G5-3		(0,1) F7		(2,2) G6-3		3	0	1	1	0	1	0				
Adam Dunn, L OBP: 0.425, SLG: 0.576	(1,7) 0-0 PO	(3,2) 1B		(3,2) P5		(2,3) K		(2,1) K		(2,1) 1B 2B	(2,3) 1B	5	1	3	0	0	1	0				
Jason LaRue, R OBP: 0.348, SLG: 0.403		(0,0) FC6-4 1B		(2,2) 2B HBP		(2,1) L4		(0,0) L4		(0,0) SH3-4 1B	(0,0) 1B SH1-4	4	1	3	1	0	0	0				
Tim Hummel, R OBP: 0.250, SLG: 0.289	(1,5) 1-3 K		(1,0) K		(1,0) L4		(1,0) L4		(0,1) SH3-4		(0,0) SH1-4	3	0	1	0	0	1	2				
Jung Keun Bong, L Jermaine Clark, L OBP: 0.286, SLG: 0.167	(1,1) 1-3 K		(2,2) P5		(2,2) P5		(2,1) SH1-4 6 BB		(1,3) K		(3,2) 1B 6 1B HBP	2	0	0	0	0	1	2				
Inning Stats	R: 2 E: 0 K: 1 S: 17	H: 3 LOB: 0 BB: 0 P: 25	R: 0 E: 0 K: 2 S: 12	H: 2 LOB: 2 BB: 0 P: 18	R: 0 E: 0 K: 1 S: 5	H: 0 LOB: 0 BB: 0 P: 9	R: 0 E: 0 K: 1 S: 12	H: 1 LOB: 2 BB: 0 P: 21	R: 0 E: 0 K: 0 S: 5	H: 0 LOB: 0 BB: 0 P: 9	R: 1 E: 0 K: 0 S: 8	H: 2 LOB: 1 BB: 2 P: 20	R: 1 E: 0 K: 0 S: 16	H: 2 LOB: 2 BB: 1 P: 24	R: 0 E: 0 K: 0 S: 12	H: 2 LOB: 2 BB: 0 P: 18	R: 1 E: 0 K: 0 S: 10	H: 3 LOB: 3 BB: 0 P: 16	1B: 10 2B: 4 3B: 0 HR: 0	SF: 0 SAC: 3 DP: 0 HBP: 2	WP: 0 PB: 0 SB: 0 CS: 0	PA: 48
PITCHER	IP ERA WLS BF H R ER SO BB IBB HBP BLK WP HR S P ERA WHIP	Kenny Rogers, L ERA: 3.71	7.1 1.0 0.1 0.1 0.1 0.1 0.1 0.1 0.1 0.0 0.0 0.0 0.0 0.0 0.0 0.0 0.0 3.00 1.000	50 Frank Francisco, R ERA: 3.38	8.1 0.1 0.1 0.1 0.1 0.1 0.1 0.1 0.1 0.0 0.0 0.0 0.0 0.0 0.0 0.0 0.0 27.00 6.000	Brian Shouse, L ERA: 2.0	8.1 0.1 0.1 0.1 0.1 0.1 0.1 0.1 0.1 0.0 0.0 0.0 0.0 0.0 0.0 0.0 0.0 6.75 2.250	PITCHER	IP ERA WLS BF H R ER SO BB IBB HBP BLK WP HR S P ERA WHIP	Erasmio Ramirez, L ERA: 4.88	10.1 1.1 0.0 1.1 2.0 2.0 2.0 2.0 2.0 0.0 0.0 0.0 0.0 0.0 0.0 0.0 0.0 3.00 1.000	Doug Brocail, R ERA: 14.14	(10,1) 1.1 (11,1) 0.0	1.1 0.0 1.1 2.0 2.0 2.0 2.0 2.0 2.0 0.0 0.0 0.0 0.0 0.0 0.0 0.0 0.0 6.75 2.250								

Texas Rangers @ Cincinnati Reds
Great American Ball Park, Cincinnati, OH
Tue Jun 15 2004, 7:10 PM EDT
Att. 36,501 - Unknown - 75 F

AB 39
R 5
H 14
RBI 5
BB 3
SO 7
LOB 14



Batter	1	2	3	4	5	6	7	8	9	AB	R	H	RBI	BB	SO	LOB	TOP			
10 Michael Young, R OBP: 0.371, SLG: 0.515	2-1 1B	0-0 1B		2-2 P5			2-2 F8		1-1 HR	5	2	3	1	0	0	0				
9 Hank Blalock, L OBP: 0.357, SLG: 0.545	2-3 K	1-1 G4-3			1-2 G3		2-2 HR		1-1 L9	5	1	1	1	0	1	3				
Alfonso Soriano, R OBP: 0.338, SLG: 0.452	1-0 F9 2H 1B		1-0 S 1B		2-2 F8		1-2 G5-3			4	1	2	1	0	0	0				
Brad Fuller, L OBP: 0.301, SLG: 0.451	2-2 F9		0-0 F8		2-0 G4-3					4	0	1	0	0	0	2				
50 Frank Francisco, R OBP: 0.371, SLG: 0.451										0	0	0	0	0	0	0				
Brian Shouse, L OBP: 0.371, SLG: 0.451										0	0	0	0	0	0	0				
Carlos Almanzar, R OBP: 0.371, SLG: 0.451										0	0	0	0	0	0	0				
23 Mark Teixeira, S OBP: 0.340, SLG: 0.476	4-0 BB		1-1 F9		4-2 BB				0-1 G5-3	2	0	0	0	2	0	1				
David Dellucci, L OBP: 0.350, SLG: 0.471	0-3 K		3-2 F9		0-2 BB				1-2 F9	3	0	1	1	0	1	4				
Eric Young Sr., R OBP: 0.418, SLG: 0.367			1-H 1B							1	0	0	0	0	0	0				
Ken Huckaby, R OBP: 0.227, SLG: 0.150		1-2 G6-3		0-1 F9		1-1 L3 1B			0-3 K	4	0	1	0	0	1	1				
Jason Conti, L OBP: 0.305, SLG: 0.444		4-1 10 1B SH3-4 BB		1-3 K		0-0 L3			1-2 F7	2	0	0	0	1	1	1				
Kevin Mench, R OBP: 0.305, SLG: 0.444						1-4 L3				1	0	0	0	0	0	0				
Nick Bierbrodt, L OBP: 0.379, SLG: 0.500		1-1 SH3-4		3-3 K		1-3 K			1-2 G1-3	2	0	0	0	0	2	0				
32 Ron Mahay, L OBP: 0.379, SLG: 0.500										0	0	0	0	0	0	0				
Gary Matthews, S OBP: 0.379, SLG: 0.500		1-2 SH3-4								1	0	0	0	0	0	0				
Inning Stats	R: 1 E: 0 K: 2 S: 14	H: 2 LOB: 2 BB: 1 P: 25	R: 0 E: 0 K: 0 S: 9	H: 1 LOB: 2 BB: 1 P: 16	R: 1 E: 0 K: 0 S: 13	H: 2 LOB: 1 BB: 0 P: 18	R: 0 E: 0 K: 2 S: 11	H: 0 LOB: 0 BB: 0 P: 17	R: 0 E: 0 K: 1 S: 6	H: 1 LOB: 2 BB: 0 P: 8	R: 1 E: 0 K: 0 S: 11	H: 1 LOB: 0 BB: 0 P: 17	R: 0 E: 0 K: 1 S: 8	H: 0 LOB: 0 BB: 0 P: 9	R: 1 E: 0 K: 0 S: 10	H: 1 LOB: 0 BB: 0 P: 14	1B: 5 2B: 3 3B: 0 HR: 2	SF: 0 SAC: 1 DP: 1 HBP: 0	WP: 0 PB: 0 SB: 1 CS: 0	PA: 38
PITCHER	IP	WLS	BF	H	R	ER	SO	BB	IBB	HBP	BLK	WP	HR	S	P	ERA	WHIP			
Paul Wilson, R ERA: 3.17	6.0		27	7	2	2	5	3	0	0	0	0	0	67	107	3.00	1.667			
John Riedling, R ERA: 4.04	1.0	B	4	1	1	1	0	0	0	0	0	0	1	11	17	9.00	1.000			
Phil Norton, L ERA: 4.33	2.0	W	7	1	1	1	1	0	0	0	0	0	1	18	23	4.50	0.500			

Texas Rangers @ Cincinnati Reds
Great American Ball Park, Cincinnati, OH
Wed Jun 16 2004, 7:10 PM EDT
Att: 39,114 - Sunny - 84 F

AB 34
R 4
H 9
RBI 4
BB 3
SO 6
LOB 12



Batter	1	2	3	4	5	6	7	8	9	AB	R	H	RBI	BB	SO	LOB	BOTTOM			
6 Ryan Freel, R OBP: 0.367, SLG: 0.347	4-2 BB		1-0 F8		0-0 SH1-4		0-0 F9	2-2 1B 2B		3	1	1	2	1	0	0				
Barry Larkin, R OBP: 0.341, SLG: 0.421	1-1 G6-4-3		4-1 BB		1-1 SF7		4-1 1B BB	0-2 G3-6-3 1B		2	0	1	3	2	0	1				
Ken Griffey Jr., L OBP: 0.369, SLG: 0.563	3-0 F8		1-1 P5		3-H 4-2 BB		1-2 1B	2-2 G3-6-3 1B		4	0	1	0	1	0	2				
Adam Dunn, L OBP: 0.423, SLG: 0.584		1-1 HR		1-1 F7	0-1 P6		2-0 P2			4	1	1	1	0	0	4				
Wily Mo Peña, R OBP: 0.333, SLG: 0.495		4-0 BB		1-2 S 1B		0-0 1B				3	0	2	0	1	1	2				
Phil Norton, R OBP: 0.333, SLG: 0.495										0	0	0	0	0	0	0				
Jason LaRue, R OBP: 0.339, SLG: 0.392		1-1 G6-4-3		0-3 K		0-3 K		3-2 F9		4	0	0	0	0	2	3				
Brandon Larson, R OBP: 0.304, SLG: 0.333		0-2 K		2-3 K		1-3 K		1-0 FC1 6 2B 1B		3	0	0	0	0	3	2				
John Riedling, R ERA: 3.92										0	0	0	0	0	0	0				
Jermaine Clark, L OBP: 0.375, SLG: 0.286										1	1	1	0	0	0	0				
Tim Hummel, R OBP: 0.308, SLG: 0.396			0-1 HR		2-2 SH1-4 6 SF7 HBP 1B		0-2 1B	4-2 FC1 6 2B BB		3	3	3	1	1	0	0				
Paul Wilson, R OBP: 0.231, SLG: 0.208			0-3 K		3-0 SH1-4 6 HBP 1B		0-0 P4	2-2 FC1 6 2B 1B		1	0	0	0	0	1	0				
Sean Casey, L OBP: 0.409, SLG: 0.616										2	1	0	0	0	0	4				
Inning Stats	R: 0 E: 0 K: 0 S: 5	H: 0 LOB: 0 BB: 1 P: 13	R: 1 E: 0 K: 1 S: 7	H: 1 LOB: 1 BB: 1 P: 13	R: 1 E: 0 K: 1 S: 9	H: 1 LOB: 1 BB: 1 P: 15	R: 0 E: 0 K: 2 S: 12	H: 1 LOB: 0 BB: 0 P: 16	R: 1 E: 0 K: 0 S: 10	H: 2 LOB: 2 BB: 1 P: 20	R: 0 E: 0 K: 1 S: 9	H: 1 LOB: 2 BB: 1 P: 16	R: 4 E: 0 K: 0 S: 20	H: 3 LOB: 0 BB: 1 P: 34	1B: 7 2B: 1 3B: 0 HR: 2	SF: 1 SAC: 1 DP: 3 HBP: 1	WP: 0 PB: 0 SB: 1 CS: 0	PA: 39		
PITCHER	IP	WLS	BF	H	R	ER	SO	BB	IBB	HBP	BLK	WP	HR	S	P	ERA	WHIP			
Nick Bierbrodt, L ERA: 4.5	6.0		27	6	3	3	6	4	0	0	0	0	0	6	13	0.00	3.000			
32 Ron Mahay, L ERA: 4.5	0.2	L	4	1	2	2	1	1	0	0	0	0	0	9	17	27.00	3.000			
Brian Shouse, L ERA: 3.0	0.0		1	0	0	0	0	0	0	0	0	0	0	3	5	∞	∞			
Carlos Almanzar, R ERA: 3.13	0.2		3	2	2	2	0	0	0	0	0	0	0	11	15	27.00	3.000			

Texas Rangers @ Cincinnati Reds
Great American Ball Park, Cincinnati, OH
Wed Jun 16 2004, 7:10 PM EDT
Att: 39,114 - Sunny - 84 F

AB 30
R 7
H 10
RBI 7
BB 6
SO 7
LOB 18



Batter	1	2	3	4	5	6	7	8	9	AB	R	H	RBI	BB	SO	LOB	TOP				
Jermaine Clark, L OBP: 0.238, SLG: 0.111 (1,4)	B1-3		G4-3 WP 1B HBP	F7			G4-3		L6	4	1	0	0	0	0	3					
Felipe Lopez, S OBP: 0.174, SLG: 0.200 (1,6)	K		G4-3		G4-3		K			4	0	0	0	0	2	1					
Sean Casey, L OBP: 0.409, SLG: 0.619 (1,3)	WP 2B		1B HBP		P5		G3-1			3	0	1	0	0	0	0					
Ken Griffey Jr., L OBP: 0.364, SLG: 0.548 (1,8)	2-3 BB		1-2 1B		1-2 1B		G4-3			3	0	2	1	1	0	0					
Adam Dunn, L OBP: 0.415, SLG: 0.563 (1,7)	G3		K		G1-4-3		K			4	0	0	0	0	2	5					
Jacob Cruz, L OBP: 0.347, SLG: 0.422 (8, PH) Wily Mo Peña, R OBP: 0.327, SLG: 0.485 (8,9)		G6-3		G3		G1-3		G1-3		3	0	0	0	0	0	0					
Jason LaRue, R OBP: 0.328, SLG: 0.395 (1,2)		G5-3		G5-3		HR		F7		4	1	1	1	0	0	0					
Brandon Larson, R OBP: 0.313, SLG: 0.333 (1,5)		G5-3		BB BB		K		1B		3	0	1	0	1	1	0					
Jose Acevedo, R OBP: 0.154, SLG: 0.083 Phil Norton, L (8,1) Gabe White, L (8,1) D'Angelo Jimenez, S OBP: 0.371, SLG: 0.364 (9, PH)			G5-3	1-2 BB		K		K		2	0	0	0	1	1	0					
Inning Stats	R: 0 E: 0 K: 1 S: 12	H: 1 LOB: 2 BB: 1 P: 20	R: 0 E: 0 K: 0 S: 7	H: 0 LOB: 0 BB: 0 P: 11	R: 1 E: 0 K: 1 S: 14	H: 1 LOB: 2 BB: 0 P: 23	R: 0 E: 0 K: 0 S: 9	H: 0 LOB: 2 BB: 2 P: 20	R: 0 E: 0 K: 2 S: 10	H: 1 LOB: 1 BB: 0 P: 13	R: 1 E: 0 K: 2 S: 10	H: 1 LOB: 0 BB: 0 P: 12	R: 0 E: 0 K: 1 S: 7	H: 0 LOB: 0 BB: 0 P: 9	R: 0 E: 0 K: 1 S: 7	H: 0 LOB: 0 BB: 0 P: 9	R: 0 E: 0 K: 1 S: 10	H: 1 LOB: 1 BB: 0 P: 16	1B: 3 2B: 1 3B: 0 HR: 1	SF: 0 SAC: 0 DP: 0 HBP: 2	WP: 2 PA: 37 PB: 0 SB: 0 CS: 0
PITCHER	IP	WLS	BF	H	R	ER	SO	BB	IBB	HBP	BLK	WP	HR	S	P	ERA	WHIP				
Woody Williams, R ERA: 4.68 Steve Kline, L ERA: 2.59 44 Jason Isringhausen, R ERA: 3.41	7.0	W	30	4	2	2	5	3	0	2	0	2	1	69	108	2.57	1.000				
	0.2	H	2	0	0	0	1	0	0	0	0	0	0	6	8	0.00	0.000				
	1.1	S	5	1	0	0	1	0	0	0	0	0	0	11	17	0.00	0.750				

Cincinnati Reds @ St. Louis Cardinals
Busch Stadium, St. Louis, MO
Sat Jun 19 2004, 6:15 PM CDT
Att: 48,641 - Sunny - 76 F

AB	32
R	2
H	5
RBI	2
BB	3
SO	7
LOB	10



Batter	1	2	3	4	5	6	7	8	9	AB	R	H	RBI	BB	SO	LOB	BOTTOM				
Tony Womack, L OBP: 0.346, SLG: 0.416 (1,4)	27 PO 1B		G1-3		F7		1B 5 HR	44 1B 27 3B		4	2	2	0	1	0	1					
Ray Lankford, L OBP: 0.371, SLG: 0.453 Steve Kline, S (8,1) 44 Jason Isringhausen, R OBP: 1.000, SLG: 1.000 (8,1)	P6		2B		K		5 HR	5 BB		4	1	2	0	0	1	2					
5 Albert Pujols, R OBP: 0.403, SLG: 0.624 (1,3)	P4		G1-3		27 FC6-4 BB		1B	27 3B		3	2	1	3	2	0	2					
27 Scott Rolen, R OBP: 0.415, SLG: 0.639 (1,5)	PO		F9		FC6-4		G4-3	3B		5	0	1	3	0	0	3					
15 Jim Edmonds, L OBP: 0.384, SLG: 0.561 7 Hector Luna, R OBP: 0.303, SLG: 0.393 (8, PH) (9,8)		1B 1B		G3-6-3 1B		HR	K	G6-3		4	1	3	1	0	1	0					
John Mabry, L OBP: 0.397, SLG: 0.515 (8,7)	F7		G3-6-3		G4-3			4 SH5-4 FC1-2 BB		3	0	0	0	1	0	2					
Edgar Renteria, R OBP: 0.328, SLG: 0.387 (1,6)	4 BB 1B		1B		F9		F9	4 FC1-2 44 SH5-4 1B		4	1	3	0	0	0	0					
4 Yadier Molina, R OBP: 0.348, SLG: 0.243 (1,2)			F9				G5-3	SH5-4		2	0	0	0	1	0	1					
Woody Williams, R OBP: 0.185, SLG: 0.200 Roger Cedeno, S OBP: 0.340, SLG: 0.435 (7, PH) (8,9)			K		5 BB 1B		F8	FC1-2 44 1B		2	0	1	0	0	1	3					
Inning Stats	R: 0 E: 0 K: 0 S: 7	H: 2 LOB: 3 BB: 1 P: 24	R: 0 E: 0 K: 1 S: 13	H: 2 LOB: 1 BB: 1 P: 17	R: 0 E: 0 K: 0 S: 9	H: 2 LOB: 1 BB: 0 P: 10	R: 0 E: 0 K: 1 S: 8	H: 1 LOB: 2 BB: 1 P: 15	R: 1 E: 0 K: 0 S: 5	H: 1 LOB: 0 BB: 0 P: 5	R: 3 E: 0 K: 1 S: 11	H: 3 LOB: 0 BB: 0 P: 14	R: 5 E: 0 K: 0 S: 15	H: 3 LOB: 1 BB: 3 P: 30	R: 5 E: 0 K: 1 S: 15	H: 3 LOB: 1 BB: 3 P: 30	1B: 10 2B: 1 3B: 1 HR: 2	SF: 0 SAC: 1 DP: 1 HBP: 0	WP: 0 PA: 42 PB: 0 SB: 0 CS: 0		
PITCHER	IP	WLS	BF	H	R	ER	SO	BB	IBB	HBP	BLK	WP	HR	S	P	ERA	WHIP				
Jose Acevedo, R ERA: 5.31 Phil Norton, L ERA: 5.69 Gabe White, L ERA: 8.14	7.0	L	32	11	4	4	3	2	1	0	0	0	0	14	29	67.50	7.500				
	0.2		8	3	5	5	0	2	1	0	0	0	0	1	1	0.00	0.000				
	0.1		1	0	0	0	0	0	0	0	0	0	0	1	1	0.00	0.000				

Cincinnati Reds @ St. Louis Cardinals
Busch Stadium, St. Louis, MO
Sat Jun 19 2004, 6:15 PM CDT
Att: 48,641 - Sunny - 76 F

AB	35
R	9
H	14
RBI	9
BB	5
SO	3
LOB	17



Batter	1	2	3	4	5	6	7	8	9	AB	R	H	RBI	BB	SO	LOB	TOP								
6 Ryan Freel, R OBP: 0.364, SLG: 0.344	G5-3			1B SF8			K			4	1	2	0	0	1	1	Cincinnati Reds @ St. Louis Cardinals Busch Stadium, St. Louis, MO Sun Jun 20 2004, 1:15 PM CDT Att: 45,620 - Cloudy - 75 F								
D'Angelo Jimenez, S OBP: 0.370, SLG: 0.362	K			1B BB			K			4	1	1	0	0	2	2									
Sean Casey, L OBP: 0.407, SLG: 0.612	L8			1B HR				G5-3		3	1	0	0	1	0	1									
Ken Griffey Jr., L OBP: 0.363, SLG: 0.558				SF8				K		3	1	1	2	0	1	0									
Adam Dunn, L OBP: 0.413, SLG: 0.557	K			HR				G4-3		4	1	1	1	0	2	0									
Jason LaRue, R OBP: 0.326, SLG: 0.410	F8			HR						4	1	1	3	0	0	0									
Wily Mo Peña, R OBP: 0.315, SLG: 0.465				G5-3						4	0	0	0	0	2	0									
Brandon Larson, R OBP: 0.310, SLG: 0.342				K						4	0	1	0	0	2	0									
Jung Keun Bong, L OBP: 0.227, SLG: 0.105				K						2	0	0	0	0	2	0									
Jermaine Clark, L OBP: 0.227, SLG: 0.105							K			1	0	0	0	0	1	1									
Gabe White, L OBP: 0.291, SLG: 0.488										0	0	0	0	0	0	0									
John Riedling, R OBP: 0.291, SLG: 0.488										0	0	0	0	0	0	0									
Mike Matthews, L OBP: 0.305, SLG: 0.386										0	0	0	0	0	0	0									
Inning Stats	R: 0 H: 0 E: 0 K: 1 S: 8	H: 0 R: 0 ER: 0 LOB: 0 BB: 0 P: 11	R: 0 H: 0 E: 0 K: 1 S: 7	H: 0 R: 0 ER: 0 LOB: 0 BB: 0 P: 9	R: 0 H: 0 E: 0 K: 2 S: 11	H: 0 R: 0 ER: 0 LOB: 0 BB: 0 P: 16	R: 5 H: 4 E: 0 K: 1 S: 17	H: 1 R: 0 ER: 0 LOB: 1 BB: 0 P: 30	R: 0 H: 1 E: 0 K: 2 S: 11	H: 1 R: 0 ER: 0 LOB: 1 BB: 0 P: 17	R: 0 H: 1 E: 0 K: 3 S: 13	H: 1 R: 0 ER: 0 LOB: 1 BB: 0 P: 22	R: 0 H: 0 E: 0 K: 1 S: 8	H: 0 R: 0 ER: 0 LOB: 0 BB: 0 P: 9	R: 0 H: 0 E: 0 K: 1 S: 9	H: 0 R: 0 ER: 0 LOB: 0 BB: 0 P: 15	1B: 4 2B: 1 3B: 0 HR: 2	SF: 1 SAC: 0 DP: 0 HBP: 0	WP: 0 PB: 0 SB: 1 CS: 0	PA: 35					
PITCHER	IP WLS BF H R ER SO BB IBB HBP BLK WP HR S P ERA WHIP	IP WLS BF H R ER SO BB IBB HBP BLK WP HR S P ERA WHIP	IP WLS BF H R ER SO BB IBB HBP BLK WP HR S P ERA WHIP	IP WLS BF H R ER SO BB IBB HBP BLK WP HR S P ERA WHIP	IP WLS BF H R ER SO BB IBB HBP BLK WP HR S P ERA WHIP	IP WLS BF H R ER SO BB IBB HBP BLK WP HR S P ERA WHIP	IP WLS BF H R ER SO BB IBB HBP BLK WP HR S P ERA WHIP	IP WLS BF H R ER SO BB IBB HBP BLK WP HR S P ERA WHIP	IP WLS BF H R ER SO BB IBB HBP BLK WP HR S P ERA WHIP	IP WLS BF H R ER SO BB IBB HBP BLK WP HR S P ERA WHIP	IP WLS BF H R ER SO BB IBB HBP BLK WP HR S P ERA WHIP	IP WLS BF H R ER SO BB IBB HBP BLK WP HR S P ERA WHIP	IP WLS BF H R ER SO BB IBB HBP BLK WP HR S P ERA WHIP	IP WLS BF H R ER SO BB IBB HBP BLK WP HR S P ERA WHIP	IP WLS BF H R ER SO BB IBB HBP BLK WP HR S P ERA WHIP	IP WLS BF H R ER SO BB IBB HBP BLK WP HR S P ERA WHIP	IP WLS BF H R ER SO BB IBB HBP BLK WP HR S P ERA WHIP	IP WLS BF H R ER SO BB IBB HBP BLK WP HR S P ERA WHIP	IP WLS BF H R ER SO BB IBB HBP BLK WP HR S P ERA WHIP	IP WLS BF H R ER SO BB IBB HBP BLK WP HR S P ERA WHIP	IP WLS BF H R ER SO BB IBB HBP BLK WP HR S P ERA WHIP	IP WLS BF H R ER SO BB IBB HBP BLK WP HR S P ERA WHIP			
Matt Morris, R ERA: 4.43	6.0 L 25 6 6 6 8 1 0 0 0 0 0 2 62 96 9.00 1.167	1.0 4 1 0 0 3 0 0 0 0 0 0 0 13 22 0.00 1.000	1.0 3 0 0 0 1 0 0 0 0 0 0 0 8 9 0.00 0.000	1.0 3 0 0 0 1 0 0 0 0 0 0 0 9 15 0.00 0.000																					
Kiko Calero, R ERA: 2.55																									
Ray King, L ERA: 1.35																									
Cal Eldred, R ERA: 5.54																									

AB	33
R	6
H	7
RBI	6
BB	1
SO	13
LOB	5



Batter	1	2	3	4	5	6	7	8	9	AB	R	H	RBI	BB	SO	LOB	BOTTOM							
Tony Womack, L OBP: 0.340, SLG: 0.408	K									4	0	0	0	0	2	2	Cincinnati Reds @ St. Louis Cardinals Busch Stadium, St. Louis, MO Sun Jun 20 2004, 1:15 PM CDT Att: 45,620 - Cloudy - 75 F							
Edgar Renteria, R OBP: 0.324, SLG: 0.381	G5-3									4	0	0	0	0	1	1								
5 Albert Pujols, R OBP: 0.401, SLG: 0.616										3	0	0	0	1	0	0								
27 Scott Rolen, R OBP: 0.416, SLG: 0.639	K									3	0	1	0	1	1	1								
15 Jim Edmonds, L OBP: 0.382, SLG: 0.560										4	0	1	0	0	1	1								
Reggie Sanders, R OBP: 0.291, SLG: 0.488										3	0	0	0	1	0	2								
Ray Lankford, L OBP: 0.363, SLG: 0.441										4	0	0	0	0	1	2								
Mike Matheny, R OBP: 0.305, SLG: 0.386										3	0	2	0	0	1	0								
Matt Morris, R OBP: 0.182, SLG: 0.188										1	0	0	0	0	0	0								
Kiko Calero, R ERA: 7.77										0	0	0	0	0	0	0								
7 Hector Luna, R OBP: 0.299, SLG: 0.387										1	0	0	0	0	1	1								
Ray King, L ERA: 3.93										0	0	0	0	0	0	0								
Cal Eldred, R ERA: 3.88										0	0	0	0	0	0	0								
Inning Stats	R: 0 H: 0 E: 0 K: 2 S: 12	H: 0 R: 0 ER: 0 LOB: 0 BB: 1 P: 22	R: 0 H: 0 E: 0 K: 1 S: 10	H: 0 R: 0 ER: 0 LOB: 0 BB: 0 P: 16	R: 0 H: 1 E: 0 K: 0 S: 10	H: 1 R: 0 ER: 0 LOB: 1 BB: 0 P: 14	R: 0 H: 1 E: 0 K: 0 S: 9	H: 1 R: 0 ER: 0 LOB: 2 BB: 1 P: 18	R: 0 H: 0 E: 0 K: 2 S: 8	H: 0 R: 0 ER: 0 LOB: 0 BB: 0 P: 13	R: 0 H: 1 E: 0 K: 0 S: 9	H: 1 R: 0 ER: 0 LOB: 2 BB: 1 P: 19	R: 0 H: 1 E: 0 K: 1 S: 8	H: 1 R: 0 ER: 0 LOB: 1 BB: 0 P: 14	R: 0 H: 0 E: 0 K: 0 S: 7	H: 0 R: 0 ER: 0 LOB: 0 BB: 0 P: 9	R: 0 H: 0 E: 0 K: 1 S: 5	H: 0 R: 0 ER: 0 LOB: 0 BB: 0 P: 9	1B: 2 2B: 2 3B: 0 HR: 0	SF: 0 SAC: 1 DP: 0 HBP: 0	WP: 0 PB: 0 SB: 0 CS: 0	PA: 34		
PITCHER	IP WLS BF H R ER SO BB IBB HBP BLK WP HR S P ERA WHIP	IP WLS BF H R ER SO BB IBB HBP BLK WP HR S P ERA WHIP	IP WLS BF H R ER SO BB IBB HBP BLK WP HR S P ERA WHIP	IP WLS BF H R ER SO BB IBB HBP BLK WP HR S P ERA WHIP	IP WLS BF H R ER SO BB IBB HBP BLK WP HR S P ERA WHIP	IP WLS BF H R ER SO BB IBB HBP BLK WP HR S P ERA WHIP	IP WLS BF H R ER SO BB IBB HBP BLK WP HR S P ERA WHIP	IP WLS BF H R ER SO BB IBB HBP BLK WP HR S P ERA WHIP	IP WLS BF H R ER SO BB IBB HBP BLK WP HR S P ERA WHIP	IP WLS BF H R ER SO BB IBB HBP BLK WP HR S P ERA WHIP	IP WLS BF H R ER SO BB IBB HBP BLK WP HR S P ERA WHIP	IP WLS BF H R ER SO BB IBB HBP BLK WP HR S P ERA WHIP	IP WLS BF H R ER SO BB IBB HBP BLK WP HR S P ERA WHIP	IP WLS BF H R ER SO BB IBB HBP BLK WP HR S P ERA WHIP	IP WLS BF H R ER SO BB IBB HBP BLK WP HR S P ERA WHIP	IP WLS BF H R ER SO BB IBB HBP BLK WP HR S P ERA WHIP	IP WLS BF H R ER SO BB IBB HBP BLK WP HR S P ERA WHIP	IP WLS BF H R ER SO BB IBB HBP BLK WP HR S P ERA WHIP	IP WLS BF H R ER SO BB IBB HBP BLK WP HR S P ERA WHIP	IP WLS BF H R ER SO BB IBB HBP BLK WP HR S P ERA WHIP	IP WLS BF H R ER SO BB IBB HBP BLK WP HR S P ERA WHIP	IP WLS BF H R ER SO BB IBB HBP BLK WP HR S P ERA WHIP		
Jung Keun Bong, L ERA: 4.7	6.0 W 24 3 0 0 5 3 0 0 0 0 0 0 0 8 102 0.00 1.000	1.0 4 1 0 0 1 0 0 0 0 0 0 0 8 14 0.00 1.000	1.0 3 0 0 0 0 0 0 0 0 0 0 0 7 9 0.00 0.000	1.0 3 0 0 0 1 0 0 0 0 0 0 0 9 9 0.00 0.000																				
Gabe White, L ERA: 7.77																								
John Riedling, R ERA: 3.93																								
Mike Matthews, L ERA: 3.88																								

AB	30
R	0
H	4
RBI	0
BB	3
SO	7
LOB	10



Batter	1	2	3	4	5	6	7	8	9	AB	R	H	RBI	BB	SO	LOB	TOP										
6 Ryan Freel, R OBP: 0.365, SLG: 0.343	G4-3 S BB	G5-3		G1-3 E 1B	F9			G5-3		4	0	1	0	1	0	3	Cincinnati Reds @ New York Mets Shea Stadium, Flushing, NY Tue Jun 22 2004, 7:10 PM EDT Att: 19,301 - Unknown - 76 F										
D'Angelo Jimenez, S OBP: 0.369, SLG: 0.360 Tim Hummel, R OBP: 0.338, SLG: 0.411 John Riedling, R (8, 1)	G4-3		1B 2B	F8		G5-3		HBP		4	1	1	0	0	0	2											
Sean Casey, L OBP: 0.400, SLG: 0.601	L6		F7	E9 G1-3		P6		G2-3		5	0	0	0	0	4												
Ken Griffey Jr., L OBP: 0.360, SLG: 0.551	G3-1		2B 1B	G1-3		G4-3			K	5	1	1	0	0	1	3											
Adam Dunn, L OBP: 0.416, SLG: 0.573		HR	1B 2B						K	4	2	2	2	1	2	0											
Jason LaRue, R OBP: 0.333, SLG: 0.422	1B		2B 1B	L6					K	5	0	3	1	0	1	3											
Jermaine Clark, L OBP: 0.240, SLG: 0.182 Wily Mo Peña, R OBP: 0.312, SLG: 0.461	K		2B		G5-3			G6-3		3	0	1	1	0	1	1											
Brandon Larson, R OBP: 0.319, SLG: 0.342	1B		K	SH3-4 BB				K		3	0	1	0	1	2	3											
Paul Wilson, R OBP: 0.214, SLG: 0.192 Phil Norton, R (7, 1)	K		K		SH3-4					2	0	0	0	0	2	4											
Juan Castro, R OBP: 0.333, SLG: 0.424	K		K					F7		0	0	0	0	0	0	0											
Inning Stats	R: 0 E: 0 K: 0 S: 10	H: 0 LOB: 1 BB: 1 P: 16	R: 1 E: 0 K: 2 S: 16	H: 3 LOB: 2 BB: 0 P: 24	R: 3 E: 0 K: 2 S: 18	H: 5 LOB: 2 BB: 0 P: 23	R: 0 E: 1 K: 0 S: 10	H: 1 LOB: 3 BB: 1 P: 20	R: 0 E: 0 K: 0 S: 9	H: 0 LOB: 1 BB: 0 P: 17	R: 0 E: 0 K: 2 S: 11	H: 1 LOB: 1 BB: 0 P: 16	R: 0 E: 0 K: 0 S: 9	H: 0 LOB: 1 BB: 0 P: 14	R: 0 E: 0 K: 3 S: 12	H: 0 LOB: 0 BB: 0 P: 15	1B: 6 2B: 3 3B: 0 HR: 1	SF: 0 SAC: 1 DP: 0 HBP: 1	WP: 0 PB: 0 SB: 2 CS: 0	PA: 42							
PITCHER	IP	WLS	BF	H	R	ER	SO	BB	IBB	HBP	BLK	WP	HR	S	P	ERA	WHIP										
Matt Ginter, R ERA: 3.38	4.0		24	9	4	4	4	1	1	0	0	0	1	54	83	9.00	2.500										
John Franco, L ERA: 4.25	2.0	W	7	0	0	0	0	1	0	0	0	0	0	15	26	0.00	0.500										
Mike Stanton, L ERA: 3.35	2.0	H	8	1	0	0	2	0	0	1	0	0	0	20	30	0.00	0.500										
Braden Looper, R ERA: 1.79	1.0	S	3	0	0	0	3	0	0	0	0	0	0	12	15	0.00	0.000										

Cincinnati Reds @ New York Mets
Shea Stadium, Flushing, NY
Tue Jun 22 2004, 7:10 PM EDT
Att: 19,301 - Unknown - 76 F

AB 37
R 4
H 10
RBI 4
BB 3
SO 9
LOB 24



Batter	1	2	3	4	5	6	7	8	9	AB	R	H	RBI	BB	SO	LOB	BOTTOM										
Kazuo Matsui, S OBP: 0.328, SLG: 0.382	P6		K	P6			G4-3			4	0	0	0	0	1	2	Cincinnati Reds @ New York Mets Shea Stadium, Flushing, NY Tue Jun 22 2004, 7:10 PM EDT Att: 19,301 - Unknown - 76 F										
7 José Reyes, S OBP: 0.154, SLG: 0.250	P6		K2-3		K		K		4	0	0	0	0	3	1												
31 Mike Piazza, R OBP: 0.391, SLG: 0.556 Gerald Williams, R OBP: 0.389, SLG: 0.625	F7		G6-3		HR		2B		4	1	2	1	0	0	1												
Cliff Floyd, L OBP: 0.356, SLG: 0.500 Jason Phillips, R OBP: 0.295, SLG: 0.349	HR			1B 2B	K		K2-3		4	2	2	1	0	2	1												
Richard Hidalgo, R OBP: 0.302, SLG: 0.411	F8		2B G6-3	1B	K		K		4	1	1	0	0	2	0												
Mike Cameron, R OBP: 0.317, SLG: 0.406	G1-3 BB		G6-3	1B 2B		SF8	3B	1B FC5-4	3	3	3	1	1	0	0												
Ty Wigginton, R OBP: 0.309, SLG: 0.451	G1-3			F9		K2-3		1B FC5-4	4	0	1	0	0	1	4												
Eric Valent, L OBP: 0.320, SLG: 0.386 Mike Stanton, L OBP: 1.000, SLG: 1.000 Joe McEwing, R OBP: 0.263, SLG: 0.280 Braden Looper, R (9, 1)	K			G6-3		SF8		FC5-4	2	0	0	2	0	1	2												
Matt Ginter, R OBP: 0.400, SLG: 0.444 Shane Spencer, R OBP: 0.357, SLG: 0.403 John Franco, L (5, 1)					2B			K	1	0	1	1	0	0	0												
Todd Zelle, R OBP: 0.322, SLG: 0.399					1B			K	2	0	0	0	0	2	1												
Inning Stats	R: 0 E: 0 K: 0 S: 10	H: 0 LOB: 0 BB: 0 P: 13	R: 1 E: 0 K: 1 S: 10	H: 1 LOB: 1 BB: 1 P: 16	R: 0 E: 0 K: 2 S: 8	H: 1 LOB: 1 BB: 0 P: 10	R: 3 E: 0 K: 0 S: 15	H: 4 LOB: 1 BB: 0 P: 21	R: 1 E: 0 K: 3 S: 13	H: 1 LOB: 0 BB: 0 P: 21	R: 1 E: 0 K: 2 S: 10	H: 1 LOB: 1 BB: 0 P: 17	R: 0 E: 0 K: 2 S: 10	H: 2 LOB: 1 BB: 0 P: 17	R: 1 E: 0 K: 2 S: 13	H: 1 LOB: 1 BB: 0 P: 17	1B: 5 2B: 3 3B: 1 HR: 2	SF: 1 SAC: 0 DP: 0 HBP: 0	WP: 0 PB: 0 SB: 0 CS: 0	PA: 36							
PITCHER	IP	WLS	BF	H	R	ER	SO	BB	IBB	HBP	BLK	WP	HR	S	P	ERA	WHIP										
Paul Wilson, R ERA: 3.54	6.2	L	30	9	6	6	9	1	0	0	0	0	2	73	110	8.10	1.500										
Phil Norton, L ERA: 5.79	0.1		1	0	0	0	1	0	0	0	0	0	0	3	4	0.00	0.000										
John Riedling, R ERA: 4.06	1.0		5	2	1	1	2	0	0	0	0	0	0	13	17	9.00	2.000										

Cincinnati Reds @ New York Mets
Shea Stadium, Flushing, NY
Tue Jun 22 2004, 7:10 PM EDT
Att: 19,301 - Unknown - 76 F

AB 34
R 7
H 11
RBI 7
BB 1
SO 12
LOB 13



Batter	1	2	3	4	5	6	7	8	9	AB	R	H	RBI	BB	SO	LOB	TOP			
6 Ryan Freel, R OBP: 0.360, SLG: 0.338										5	1	1	1	0	1	2				
Juan Castro, R OBP: 0.356, SLG: 0.453											4	1	3	1	1	0	0			
Sean Casey, L OBP: 0.410, SLG: 0.625 Felipe Lopez, S OBP: 0.170, SLG: 0.196											3	1	1	0	1	0	2			
Ken Griffey Jr., L OBP: 0.350, SLG: 0.529											5	1	0	0	0	1	2			
Adam Dunn, L OBP: 0.411, SLG: 0.560											4	0	2	1	0	0	0			
Wily Mo Peña, R OBP: 0.305, SLG: 0.468											4	0	0	0	0	2	2			
Tim Hummel, R OBP: 0.343, SLG: 0.415											4	1	2	0	0	0	1			
Javier Valentin, S OBP: 0.208, SLG: 0.309											4	1	2	0	0	2	2			
Cory Lidle, R OBP: 0.258, SLG: 0.154 Danny Graves, R (9, 1)											3	0	0	0	0	2	1			
Inning Stats	R: 1 E: 0 K: 0 S: 14	H: 2 LOB: 0 BB: 0 P: 23	R: 0 E: 0 K: 1 S: 11	H: 1 LOB: 1 BB: 0 P: 16	R: 0 E: 0 K: 1 S: 12	H: 2 LOB: 2 BB: 0 P: 20	R: 0 E: 0 K: 2 S: 12	H: 1 LOB: 1 BB: 0 P: 18	R: 0 E: 0 K: 0 S: 10	H: 0 LOB: 0 BB: 0 P: 14	R: 5 E: 1 K: 0 S: 18	H: 3 LOB: 1 BB: 2 P: 35	R: 0 E: 0 K: 2 S: 13	H: 1 LOB: 1 BB: 0 P: 16	R: 0 E: 0 K: 2 S: 10	H: 0 LOB: 0 BB: 0 P: 13	1B: 10 2B: 1 3B: 0 HR: 0	SF: 0 SAC: 1 DP: 1 HBP: 0	WP: 0 PB: 0 SB: 1 CS: 0	PA: 40
PITCHER	IP WLS BF H R ER SO BB IBB HBP BLK WP HR S P ERA WHIP																			
Tom Glavine, L ERA: 2.11	6.1 L 27 9 3 2 5 0 0 0 0 0 0 0 73 117 2.84 1.421																			
Ricky Bottalico, R ERA: 1.89	0.1 B 2 0 0 0 0 1 0 0 0 0 0 0 5 11 0.00 3.000																			
Mike Stanton, L ERA: 3.26	0.1 4 1 3 0 0 1 0 0 0 0 0 0 7 14 0.00 6.000																			
Dan Wheeler, R ERA: 4.26	1.0 4 1 0 0 2 0 0 0 0 0 0 0 13 16 0.00 1.000																			
Jose Parra, R ERA:	1.0 3 0 0 0 2 0 0 0 0 0 0 0 10 13 0.00 0.000																			

Cincinnati Reds @ New York Mets
Shea Stadium, Flushing, NY
Thu Jun 24 2004, 1:10 PM EDT
Att: 23,827 - Sunny - 78 F

AB	37
R	6
H	11
RBI	3
BB	2
SO	9
LOB	12



Batter	1	2	3	4	5	6	7	8	9	AB	R	H	RBI	BB	SO	LOB	BOTTOM			
7 José Reyes, S OBP: 0.217, SLG: 0.429										4	1	1	2	0	0	2				
Mike Cameron, R OBP: 0.306, SLG: 0.391										4	0	0	0	0	3	2				
31 Mike Piazza, R OBP: 0.401, SLG: 0.564											4	0	3	0	0	0				
Cliff Floyd, L OBP: 0.360, SLG: 0.503											4	0	3	0	0	1				
Richard Hidalgo, R OBP: 0.299, SLG: 0.408											4	0	0	0	0	1	5			
Ty Wigginton, R OBP: 0.312, SLG: 0.445											3	0	0	0	0	1	4			
Mike Stanton, L OBP: 1.000, SLG: 1.000											0	0	0	0	0	0				
Dan Wheeler, R OBP: 0.333, SLG: 0.333											0	0	0	0	0	0				
Eric Valent, L OBP: 0.321, SLG: 0.385											1	0	0	0	0	1				
Jose Parra, R ERA:											0	0	0	0	0	0				
Jason Phillips, R OBP: 0.297, SLG: 0.350											4	0	1	0	0	1	0			
Joe McEwing, R OBP: 0.259, SLG: 0.275											4	1	1	0	0	1	1			
Tom Glavine, L OBP: 0.276, SLG: 0.222											1	0	0	0	0	0	0			
Ricky Bottalico, L ERA: 3.27											0	0	0	0	0	0	0			
Todd Zeile, R OBP: 0.316, SLG: 0.390											2	0	0	0	0	1	2			
Inning Stats	R: 0 E: 0 K: 1 S: 12	H: 1 LOB: 1 BB: 0 P: 18	R: 0 E: 0 K: 1 S: 6	H: 0 LOB: 0 BB: 0 P: 7	R: 0 E: 0 K: 1 S: 6	H: 0 LOB: 0 BB: 0 P: 7	R: 0 E: 0 K: 2 S: 15	H: 2 LOB: 2 BB: 0 P: 17	R: 2 E: 0 K: 2 S: 11	H: 2 LOB: 0 BB: 0 P: 19	R: 0 E: 0 K: 0 S: 5	H: 2 LOB: 1 BB: 0 P: 8	R: 0 E: 0 K: 1 S: 13	H: 1 LOB: 2 BB: 0 P: 15	R: 0 E: 0 K: 1 S: 8	H: 0 LOB: 0 BB: 0 P: 13	1B: 7 2B: 1 3B: 0 HR: 1	SF: 0 SAC: 1 DP: 1 HBP: 0	WP: 0 PB: 0 SB: 0 CS: 0	PA: 36
PITCHER	IP WLS BF H R ER SO BB IBB HBP BLK WP HR S P ERA WHIP																			
Cory Lidle, R ERA: 5.05	8.0 W 33 9 2 2 8 0 0 0 0 0 0 0 76 107 2.25 1.125																			
Danny Graves, R ERA: 3.27	1.0 3 0 0 0 1 0 0 0 0 0 0 0 8 13 0.00 0.000																			

Cincinnati Reds @ New York Mets
Shea Stadium, Flushing, NY
Thu Jun 24 2004, 1:10 PM EDT
Att: 23,827 - Sunny - 78 F

AB	35
R	2
H	9
RBI	2
BB	0
SO	9
LOB	18



Batter	1	2	3	4	5	6	7	8	9	AB	R	H	RBI	BB	SO	LOB	TOP										
18 Jason Kendall, R OBP: 0.399, SLG: 0.391	F9		2 WP BB		2-1 CS 1B		1-2 P6			3	0	1	0	1	0	1	Pittsburgh Pirates @ Cincinnati Reds Great American Ball Park, Cincinnati, OH Sat Jun 26 2004, 7:10 PM EDT Att: 41,376 - Cloudy - 74 F										
2 Jack Wilson, R OBP: 0.356, SLG: 0.487	K		1-2 BB		2-2 G5-3		2-3 K			3	0	0	0	1	2	2											
Rob Mackowiak, L OBP: 0.323, SLG: 0.485	F7		1-3 K		0-1 F8			2-1 G5-4-3 1B		4	0	1	0	0	1	2											
Craig Wilson, R OBP: 0.370, SLG: 0.541 Chris Stynes, R OBP: 0.245, SLG: 0.263		2-2 G5-3	1-3 K		0-0 F7			1-2 F9		4	0	0	0	0	1	3											
Jason Bay, R OBP: 0.336, SLG: 0.566		3-2 F8		1-3 K		2-2 B5-3 1B		1-0 G5-4-3		4	0	1	0	0	1	1											
Randall Simon, L OBP: 0.283, SLG: 0.300		2-1 1B 2B		4-2 1B BB		0-1 B5-3			0-0 HR	3	1	2	1	1	0	1											
Tike Redman, L OBP: 0.288, SLG: 0.342		3-2 1B		1-1 F7		2-3 K			1-1 G6-3	4	0	1	0	0	1	2											
Jose Castillo, R OBP: 0.301, SLG: 0.340		1-3 K		2-2 1-2 1B		0-0 FC1-6 1B			0-1 L7	4	0	2	0	0	1	2											
Oliver Pérez, L OBP: 0.200, SLG: 0.167 Mark Corey, R Bobby Hill, S OBP: 0.348, SLG: 0.333 Jose Mesa, R			2-3 K	0-3 K		0-0 FC1-6			1-3 K	3	0	0	0	0	2	3											
Inning Stats	R: 0 E: 0 K: 1 S: 10	H: 0 LOB: 0 BB: 0 P: 12	R: 0 E: 0 K: 1 S: 15	H: 2 LOB: 2 BB: 0 P: 20	R: 0 E: 0 K: 3 S: 11	H: 0 LOB: 2 BB: 2 P: 23	R: 0 E: 0 K: 2 S: 14	H: 1 LOB: 2 BB: 1 P: 22	R: 0 E: 0 K: 0 S: 8	H: 1 LOB: 1 BB: 0 P: 11	R: 0 E: 0 K: 1 S: 11	H: 1 LOB: 1 BB: 0 P: 15	R: 0 E: 0 K: 0 S: 10	H: 1 LOB: 0 BB: 0 P: 13	R: 0 E: 0 K: 0 S: 6	H: 1 LOB: 0 BB: 0 P: 10		R: 1 E: 0 K: 1 S: 9	H: 1 LOB: 0 BB: 0 P: 11	1B: 6 2B: 1 3B: 0 HR: 1	SF: 0 SAC: 0 DP: 1 HBP: 0	WP: 1 PB: 0 SB: 0 CS: 1	PA: 36				
PITCHER	IP	WLS	BF	H	R	ER	SO	BB	IBB	HBP	BLK	WP	HR	S	P	ERA	WHIP										
39 Aaron Harang, R ERA: 5.01	5.0		21	4	0	0	7	3	0	0	0	1	0	58	94	0.00	1.400										
Gabe White, L ERA: 6.84	2.0	W	8	2	0	0	2	0	0	0	0	0	0	21	28	0.00	1.000										
Todd Jones, R ERA: 3.6	2.0	L	7	2	1	1	1	0	0	0	0	0	1	15	21	4.50	1.000										

Batter	1	2	3	4	5	6	7	8	9	AB	R	H	RBI	BB	SO	LOB	BOTTOM										
6 Ryan Freel, R OBP: 0.364, SLG: 0.342	K		4-1 BB BB		1-1 SAFE 1-3 2B			0-1 B1-3		3	0	1	0	1	1	0	Pittsburgh Pirates @ Cincinnati Reds Great American Ball Park, Cincinnati, OH Sat Jun 26 2004, 7:10 PM EDT Att: 41,376 - Cloudy - 74 F										
Barry Larkin, R OBP: 0.353, SLG: 0.419	P3		4-1 1-2 2-3 BB		4-1 BB		0-1 F9			2	0	0	0	2	0	0											
Sean Casey, L OBP: 0.403, SLG: 0.609	G3-1		0-1 L3		2-3 K		1-0 L6			4	0	0	0	0	1	6											
Ken Griffey Jr., L OBP: 0.344, SLG: 0.515		3-3 K		0-3 K		2-3 K			0-2 F7	4	0	0	0	0	3	0											
Wily Mo Peña, R OBP: 0.303, SLG: 0.487 Adam Dunn, L OBP: 0.407, SLG: 0.553		0-3 K		2-2 G4-3		3-3 K			3-2 BB 1B	3	0	0	0	0	2	0											
Jason LaRue, R OBP: 0.322, SLG: 0.408		0-3 K		0-3 K		0-0 L8			1-0 SAFE 0-3 K	4	0	0	0	0	3	1											
Juan Castro, R OBP: 0.367, SLG: 0.461			0-0 BB BB 1B		2-1 FC1-6 2B		2-2 P4		4-2 BB	3	0	2	0	1	0	0											
Tim Hummel, R OBP: 0.329, SLG: 0.394 Jacob Cruz, L OBP: 0.351, SLG: 0.424			1-1 P4		0-0 FC1-6 2B		1-3 K		1-3 K	3	0	0	0	0	1	2											
39 Aaron Harang, R OBP: 0.043, SLG: 0.087 Brandon Larson, R OBP: 0.315, SLG: 0.338 Gabe White, L Jemaine Clark, L OBP: 0.250, SLG: 0.200 Todd Jones, L			2-3 K		2-3 SAFE K		1-3 K			1	0	0	0	0	1	1											
Inning Stats	R: 0 E: 0 K: 1 S: 10	H: 0 LOB: 0 BB: 0 P: 15	R: 0 E: 0 K: 3 S: 9	H: 0 LOB: 0 BB: 0 P: 12	R: 0 E: 0 K: 1 S: 10	H: 1 LOB: 3 BB: 2 P: 21	R: 0 E: 0 K: 2 S: 12	H: 0 LOB: 0 BB: 0 P: 14	R: 0 E: 0 K: 2 S: 14	H: 2 LOB: 3 BB: 1 P: 25	R: 0 E: 0 K: 2 S: 8	H: 0 LOB: 0 BB: 0 P: 13	R: 0 E: 0 K: 2 S: 11	H: 0 LOB: 0 BB: 0 P: 15	R: 0 E: 0 K: 0 S: 5	H: 0 LOB: 0 BB: 0 P: 6		R: 0 E: 0 K: 2 S: 18	H: 1 LOB: 2 BB: 1 P: 26	1B: 2 2B: 2 3B: 0 HR: 0	SF: 0 SAC: 0 DP: 0 HBP: 0	WP: 0 PB: 0 SB: 0 CS: 0	PA: 35				
PITCHER	IP	WLS	BF	H	R	ER	SO	BB	IBB	HBP	BLK	WP	HR	S	P	ERA	WHIP										
Oliver Pérez, L ERA: 3.38	7.0		27	3	0	0	13	3	0	0	0	0	0	74	115	0.00	0.857										
Mark Corey, R ERA: 5.23	1.0	W	3	0	0	0	0	0	0	0	0	0	0	5	6	0.00	0.000										
Jose Mesa, R ERA: 2.4	1.0	S	5	1	0	0	2	1	0	0	0	0	0	18	26	0.00	2.000										



Batter	1	2	3	4	5	6	7	8	9	AB	R	H	RBI	BB	SO	LOB	TOP			
18 Jason Kendall, R OBP: 0.398, SLG: 0.389	G1-3		HR BB			CS 1B		SF8	F9	4	1	1	1	1	0	5	Pittsburgh Pirates @ Cincinnati Reds Great American Ball Park, Cincinnati, OH Sun Jun 27 2004, 1:15 PM EDT Att: 35,262 - Sunny - 74 F			
2 Jack Wilson, R OBP: 0.359, SLG: 0.497	BB 1B		K			P3	P3	2B	WP 3B	6	1	3	3	0	1	2				
Rob Mackowiak, L OBP: 0.323, SLG: 0.479	BB		K			K	G4-3 1B	G3	K	5	0	1	0	1	3	3				
Craig Wilson, R OBP: 0.373, SLG: 0.547	K		HR 1B			F8	G4-3		2B	6	3	3	0	0	1	3				
Jason Bay, R OBP: 0.359, SLG: 0.598	G5-3		HR			G3 BB 1B			1B	4	3	3	4	2	0	2				
Randall Simon, L OBP: 0.294, SLG: 0.297 Tony Alvarez, R (7, PH)		FC6-4 BB	K			1B G3 BB	K		1B	1	0	0	0	2	1	0				
Jose Castillo, R OBP: 0.310, SLG: 0.348						1-2 BB			1B	2	1	2	1	0	0	0				
Tike Redman, L OBP: 0.270, SLG: 0.346	FC6-4 1-2					G3		1B HBP 18 SF8 1B	G3-1	6	2	2	1	0	0	5				
Bobby Hill, S OBP: 0.352, SLG: 0.328 Chris Stynes, R OBP: 0.250, SLG: 0.276	K					F8	1B IBB	2B 1B HBP	2B 2B	2	1	0	0	1	1	1				
Josh Fogg, R OBP: 0.306, SLG: 0.100 34 John Grabow, L Mark Corey, R Abraham Nunez, S OBP: 0.247, SLG: 0.166 16 Salomon Torres, R J.J. Davis, R OBP: 0.233, SLG: 0.098 Ryan Vogelsong, R OBP: 0.276, SLG: 0.333	G4-3					G1-3		1B FC3-6 1B	2B 2B WP	3	0	1	1	0	0	1				
Inning Stats	R: 0 E: 0 K: 1 S: 8	H: 1 LOB: 2 BB: 1 P: 15	R: 0 E: 0 K: 1 S: 10	H: 0 LOB: 1 BB: 1 P: 19	R: 3 E: 0 K: 3 S: 21	H: 2 LOB: 0 BB: 1 P: 32	R: 0 E: 0 K: 0 S: 5	H: 0 LOB: 0 BB: 0 P: 10	R: 0 E: 0 K: 1 S: 9	H: 1 LOB: 1 BB: 0 P: 13	R: 0 E: 0 K: 1 S: 15	H: 1 LOB: 2 BB: 1 P: 25	R: 2 E: 0 K: 0 S: 11	H: 3 LOB: 1 BB: 0 P: 16	R: 8 E: 0 K: 1 S: 30	H: 9 LOB: 2 BB: 1 P: 47	1B: 11 2B: 6 3B: 1 HR: 1	SF: 1 SAC: 0 DP: 1 HBP: 1	WP: 2 PB: 0 SB: 1 CS: 1	PA: 52
PITCHER	IP WLS BF H R ER SO	IP WLS BF H R ER SO	IP WLS BF H R ER SO	IP WLS BF H R ER SO	IP WLS BF H R ER SO	IP WLS BF H R ER SO	IP WLS BF H R ER SO	IP WLS BF H R ER SO	IP WLS BF H R ER SO	IP WLS BF H R ER SO	IP WLS BF H R ER SO	IP WLS BF H R ER SO	IP WLS BF H R ER SO	IP WLS BF H R ER SO	IP WLS BF H R ER SO	IP WLS BF H R ER SO	ERA WHIP	ERA WHIP		
Paul Wilson, R ERA: 3.69	(1, 1)	6.0	L	28	5	4	4	6	5	1	0	0	0	0	0	0	0	6.00	1.667	
John Riedling, R ERA: 3.73	(7, 1)	0.2		4	1	0	0	0	1	0	0	0	0	0	0	0	0	0.00	3.000	
Phil Norton, L ERA: 6.35	(7, 1)	0.1		3	1	2	2	1	0	0	1	0	0	0	0	0	0	54.00	3.000	
Todd Jones, R ERA: 3.52	(8, 1)	1.0		4	2	0	0	0	0	0	0	0	0	0	0	0	0	0.00	2.000	
Mike Matthews, L ERA: 7.59	(9, 1)	0.2		12	9	8	8	1	1	0	0	0	0	0	0	0	0	108.00	15.000	

AB 42
R 14
H 18
RBI 13
BB 8
SO 8
LOB 24



Batter	1	2	3	4	5	6	7	8	9	AB	R	H	RBI	BB	SO	LOB	BOTTOM					
D'Angelo Jimenez, S OBP: 0.361, SLG: 0.363	G4-3		SF8			L6		G1-3	F7	4	0	0	1	0	0	2	Pittsburgh Pirates @ Cincinnati Reds Great American Ball Park, Cincinnati, OH Sun Jun 27 2004, 1:15 PM EDT Att: 35,262 - Sunny - 74 F					
Barry Larkin, R OBP: 0.352, SLG: 0.416	G6-3		G6-3			G6-3		E 1B		4	0	1	0	0	0	0						
Sean Casey, L OBP: 0.342, SLG: 0.606 Tim Hummel, R OBP: 0.325, SLG: 0.389	F7					F7		E3		3	0	1	0	0	0	0						
Ken Griffey Jr., L OBP: 0.340, SLG: 0.507	G1-3					G5-3		K	G3	4	0	0	0	0	1	3						
Adam Dunn, L OBP: 0.408, SLG: 0.576	HR					G4-3		K	HR	4	2	2	2	0	1	1						
Jason LaRue, R OBP: 0.325, SLG: 0.407	G6-3					P4		1B WP BB	1B	3	0	1	0	1	0	0						
Jacob Cruz, L OBP: 0.342, SLG: 0.412 Wily Mo Peña, R OBP: 0.315, SLG: 0.491	G3					G3-1		1B	1B	2	0	0	0	0	0	0						
Juan Castro, R OBP: 0.363, SLG: 0.462			G4-3 SF8 2B			G4-3		G5-3	K	4	1	1	0	0	1	4						
Paul Wilson, R ERA: 6.66 34 John Grabow, L ERA: 4.13 Mark Corey, R ERA: 5.06 16 Salomon Torres, R ERA: 3.21 Ryan Vogelsong, R ERA: 7.13	G4-3		G4-3			F8		K	F7	1	0	0	0	0	0	1						
Inning Stats	R: 0 E: 0 K: 0 S: 10	H: 0 LOB: 0 BB: 0 P: 15	R: 1 E: 0 K: 0 S: 6	H: 1 LOB: 0 BB: 0 P: 8	R: 1 E: 0 K: 0 S: 10	H: 1 LOB: 0 BB: 0 P: 15	R: 0 E: 0 K: 0 S: 9	H: 0 LOB: 0 BB: 0 P: 13	R: 0 E: 0 K: 0 S: 7	H: 0 LOB: 0 BB: 0 P: 12	R: 0 E: 0 K: 0 S: 6	H: 0 LOB: 2 BB: 1 P: 11	R: 1 E: 0 K: 2 S: 16	H: 2 LOB: 2 BB: 1 P: 29	R: 0 E: 1 K: 1 S: 9	H: 1 LOB: 2 BB: 0 P: 12		R: 1 E: 0 K: 1 S: 10	H: 2 LOB: 2 BB: 1 P: 21	1B: 4 2B: 1 3B: 0 HR: 2	SF: 1 SAC: 0 DP: 0 HBP: 0	WP: 2 PB: 0 SB: 0 CS: 0
PITCHER	IP WLS BF H R ER SO	IP WLS BF H R ER SO	IP WLS BF H R ER SO	IP WLS BF H R ER SO	IP WLS BF H R ER SO	IP WLS BF H R ER SO	IP WLS BF H R ER SO	IP WLS BF H R ER SO	IP WLS BF H R ER SO	IP WLS BF H R ER SO	IP WLS BF H R ER SO	IP WLS BF H R ER SO	IP WLS BF H R ER SO	IP WLS BF H R ER SO	IP WLS BF H R ER SO	IP WLS BF H R ER SO	ERA WHIP	ERA WHIP				
Josh Fogg, R ERA: 6.66	(1, 1)	6.0	W	21	3	3	3	0	0	0	0	0	0	0	0	0	4.50	0.500				
34 John Grabow, L ERA: 4.13	(7, 1)	0.2	H	3	0	0	0	2	1	0	0	0	0	0	0	0	0.00	1.500				
Mark Corey, R ERA: 5.06	(7, 1)	0.1	H	2	1	0	0	0	0	0	0	0	0	0	0	0	0.00	3.000				
16 Salomon Torres, R ERA: 3.21	(8, 1)	1.0	H	5	1	0	0	1	0	0	0	0	0	0	0	0	0.00	1.000				
Ryan Vogelsong, R ERA: 7.13	(9, 1)	1.0		6	2	1	1	1	1	0	0	0	0	0	0	0	9.00	3.000				

AB 34
R 4
H 7
RBI 4
BB 2
SO 4
LOB 14



Batter	1	2	3	4	5	6	7	8	9	AB	R	H	RBI	BB	SO	LOB	TOP					
7 José Reyes, S OBP: 0.178, SLG: 0.262 (1,4)	F7		G3-1			SH1-3		G6-3		3	0	0	0	0	0	1						
Kazuo Matsui, S OBP: 0.321, SLG: 0.373 (1,6)	G4-3		G5-3			G4-3		K		4	0	0	0	0	1	2						
31 Mike Piazza, R OBP: 0.397, SLG: 0.546 (1,3)	G5-3			G1-3		F9		G6-3		4	0	0	0	0	0	1						
Cliff Floyd, L OBP: 0.347, SLG: 0.520 (1,7)		K		K			G1-6-3 1B		L9	4	0	1	0	0	2	0						
Richard Hidalgo, R OBP: 0.306, SLG: 0.428 (1,9)	F8		G5-3			G1-6-3		FC1-6 1B		4	0	1	0	0	0	1						
Ty Wigginton, R OBP: 0.306, SLG: 0.436 (1,5)					P3		K2-3		FC1-6 1B	4	0	1	0	0	1	2						
Mike Cameron, R OBP: 0.312, SLG: 0.396 (1,8)	G5-3								G5-3	3	0	0	0	1	1	2						
Jason Phillips, R OBP: 0.288, SLG: 0.340 (7, PH)										1	0	0	0	1	0	0						
Eric Valent, L OBP: 0.336, SLG: 0.430 (7, PH)										0	0	0	0	1	0	0						
Tom Wilson, R OBP: 0.500, SLG: 0.333 (7, 2)										0	0	0	0	0	0	0						
Tom Glavine, L OBP: 0.300, SLG: 0.250 (7, PH)										1	0	1	0	0	0	0						
Shane Spencer, R OBP: 0.350, SLG: 0.395 (7, PH)										1	0	0	0	0	0	3						
Mike Stanton, L OBP: 1.000, SLG: 1.000 (7, 1)										0	0	0	0	0	0	0						
Inning Stats	R: 0 E: 0 K: 0 S: 9	H: 0 LOB: 0 BB: 0 P: 11	R: 0 E: 0 K: 1 S: 9	H: 1 LOB: 1 BB: 0 P: 14	R: 0 E: 0 K: 1 S: 8	H: 0 LOB: 1 BB: 1 P: 14	R: 0 E: 0 K: 1 S: 6	H: 0 LOB: 0 BB: 0 P: 10	R: 0 E: 0 K: 1 S: 7	H: 0 LOB: 0 BB: 0 P: 11	R: 0 E: 0 K: 0 S: 6	H: 1 LOB: 1 BB: 0 P: 11	R: 0 E: 0 K: 1 S: 14	H: 1 LOB: 3 BB: 2 P: 29	R: 0 E: 0 K: 1 S: 9	H: 0 LOB: 0 BB: 0 P: 13	R: 0 E: 0 K: 0 S: 9	H: 1 LOB: 1 BB: 0 P: 14	1B: 4 2B: 0 3B: 0 HR: 0	SF: 0 SAC: 2 DP: 0 HBP: 0	WP: 0 PB: 0 SB: 0 CS: 0	PA: 34
PITCHER	IP	WLS	BF	H	R	ER	SO	BB	IBB	HBP	BLK	WP	HR	S	P	ERA	WHIP					
Cory Lidle, R ERA: 4.73 (1, 1)	7.0	W	27	3	0	0	4	3	0	0	0	0	0	59	100	0.00	0.857					
Todd Jones, R ERA: 3.45 (8, 1)	1.0	H	3	0	0	0	1	0	0	0	0	0	0	9	13	0.00	0.000					
Danny Graves, R ERA: 3.09 (9, 1)	1.0	S	4	1	0	0	0	0	0	0	0	0	0	9	14	0.00	1.000					

New York Mets @ Cincinnati Reds
Great American Ball Park, Cincinnati, OH
Wed Jun 30 2004, 7:10 PM EDT
Att: 42,076 - Sunny - 82 F

AB	29
R	0
H	4
RBI	0
BB	3
SO	5
LOB	12



Batter	1	2	3	4	5	6	7	8	9	AB	R	H	RBI	BB	SO	LOB	BOTTOM					
6 Ryan Freel, R OBP: 0.369, SLG: 0.346 (1,8)	K									4	0	2	1	0	1	0						
Juan Castro, R OBP: 0.355, SLG: 0.456 (1,3)	G5-3									4	0	0	0	0	0	3						
Barry Larkin, R OBP: 0.355, SLG: 0.423 (1,6)										4	0	1	0	0	0	0						
Adam Dunn, L OBP: 0.413, SLG: 0.582 (1,7)										2	1	2	1	2	0	0						
Wily Mo Peña, R OBP: 0.311, SLG: 0.476 (1,9)	FC6-4									4	0	1	0	0	0	4						
D'Angelo Jimenez, S OBP: 0.364, SLG: 0.371 (1,4)										4	1	2	0	0	0	2						
Brandon Larson, R OBP: 0.306, SLG: 0.360 (1,5)										4	0	0	0	0	1	4						
Javier Valentin, S OBP: 0.202, SLG: 0.299 (1,2)										3	0	0	0	0	0	1						
Cory Lidle, R OBP: 0.273, SLG: 0.179 (1, 1)										2	0	1	0	0	1	0						
Tim Hummel, R OBP: 0.321, SLG: 0.384 (7, PH)										1	0	0	0	0	0	0						
Todd Jones, L OBP: 0.321, SLG: 0.384 (8, 1)										0	0	0	0	0	0	0						
Danny Graves, R OBP: 0.321, SLG: 0.384 (9, 1)										0	0	0	0	0	0	0						
Inning Stats	R: 0 E: 0 K: 1 S: 13	H: 1 LOB: 2 BB: 1 P: 26	R: 1 E: 0 K: 0 S: 10	H: 3 LOB: 2 BB: 0 P: 18	R: 1 E: 0 K: 0 S: 5	H: 2 LOB: 0 BB: 0 P: 10	R: 0 E: 0 K: 1 S: 5	H: 0 LOB: 0 BB: 0 P: 9	R: 0 E: 0 K: 1 S: 7	H: 0 LOB: 0 BB: 0 P: 12	R: 0 E: 0 K: 1 S: 7	H: 1 LOB: 1 BB: 0 P: 14	R: 0 E: 0 K: 0 S: 9	H: 1 LOB: 1 BB: 0 P: 15	R: 0 E: 0 K: 0 S: 9	H: 1 LOB: 2 BB: 1 P: 22	1B: 7 2B: 1 3B: 0 HR: 1	SF: 0 SAC: 0 DP: 1 HBP: 0	WP: 0 PB: 0 SB: 1 CS: 0	PA: 34		
PITCHER	IP	WLS	BF	H	R	ER	SO	BB	IBB	HBP	BLK	WP	HR	S	P	ERA	WHIP					
Tom Glavine, L ERA: 2.16 (1, 1)	6.0	L	25	7	2	2	3	1	0	0	0	0	0	18	37	0.00	1.333					
Mike Stanton, L ERA: 3.4 (7, 1)	2.0		9	2	0	0	0	1	0	0	0	0	0	18	37	0.00	1.500					

New York Mets @ Cincinnati Reds
Great American Ball Park, Cincinnati, OH
Wed Jun 30 2004, 7:10 PM EDT
Att: 42,076 - Sunny - 82 F

AB	32
R	2
H	9
RBI	2
BB	2
SO	3
LOB	14



Batter	1	2	3	4	5	6	7	8	9	AB	R	H	RBI	BB	SO	LOB	TOP										
7 José Reyes, S OBP: 0.200, SLG: 0.340	P6		G4-3		F7		HR		FC2-6 1B	5	1	2	1	0	0	1	<p>New York Mets @ Cincinnati Reds Great American Ball Park, Cincinnati, OH</p> <p>Thu Jul 01, 2004, 12:35 PM EDT Att: 31,633 - Cloudy - 81 F</p> <p>livebaseballscorecards.com</p>										
Kazuo Matsui, S OBP: 0.320, SLG: 0.373	2B		K		G4-6-3		F8		FC2-6 2B	5	1	1	0	0	1	2											
31 Mike Piazza, R Jason Phillips, R OBP: 0.291, SLG: 0.348	BB			L4		HR	2B	F8	G6-3 1-H	3	1	1	0	1	0	0											
Cliff Floyd, L Ricky Bottalico, L Todd Zeile, R OBP: 0.329, SLG: 0.389	K			2B	1B		P3		L9	G6-3	4	0	1	0	0	1		3									
Richard Hidalgo, R OBP: 0.311, SLG: 0.445	P2			1B	2B		HR	BB	G6-3	4	2	2	1	1	0	3											
Shane Spencer, R OBP: 0.354, SLG: 0.413		G6-3		L3		HR	BB	1B		3	1	1	3	1	0	2											
Ty Wigginton, R OBP: 0.310, SLG: 0.434		G6-3		G6-3		P6		1B		3	0	1	0	1	0	2											
Eric Valent, L OBP: 0.336, SLG: 0.448		G6-4-3			HR	G6-3		F7		4	1	1	1	0	0	3											
Al Leiter, L Joe McEwing, R Braden Looper, R OBP: 0.238, SLG: 0.250 OBP: 0.256, SLG: 0.272 OBP: 0.256, SLG: 0.272			K		G4-6-3		G4-3	L7		3	0	1	0	0	1	0											
										1	0	0	0	0	0	2											
										0	0	0	0	0	0	0											
Inning Stats	R: 0 E: 0 K: 1 S: 12	H: 1 LOB: 2 BB: 1 P: 19	R: 0 E: 0 K: 0 S: 9	H: 0 LOB: 0 BB: 1 P: 14	R: 0 E: 0 K: 2 S: 7	H: 0 LOB: 0 BB: 0 P: 9	R: 0 E: 0 K: 0 S: 6	H: 2 LOB: 2 BB: 0 P: 8	R: 1 E: 0 K: 0 S: 9	H: 2 LOB: 0 BB: 0 P: 18	R: 3 E: 0 K: 0 S: 12	H: 2 LOB: 0 BB: 1 P: 21	R: 1 E: 0 K: 0 S: 7	H: 1 LOB: 0 BB: 0 P: 13	R: 1 E: 0 K: 0 S: 9	H: 2 LOB: 2 BB: 1 P: 15	R: 1 E: 0 K: 0 S: 8	H: 2 LOB: 1 BB: 0 P: 11	1B: 4 2B: 4 3B: 0 HR: 4	SF: 0 SAC: 0 DP: 2 HBP: 0	WP: 0 PB: 0 SB: 0 CS: 0	PA: 41					
PITCHER	IP	WLS	BF	H	R	ER	SO	BB	IBB	HBP	BLK	WP	HR	S	P	ERA	WHIP										
Jose Acevedo, R ERA: 5.34	6.0	L	26	7	4	4	3	3	0	0	0	0	2	55	89	6.00	1.667										
Gabe White, L ERA: 6.67	1.0		4	1	1	1	0	0	0	0	0	0	1	7	13	9.00	1.000										
Mike Matthews, L ERA: 7.64	1.0		6	2	1	1	0	1	0	0	0	0	1	9	15	9.00	3.000										
John Riedling, R ERA: 3.77	1.0		5	2	1	1	0	0	0	0	0	0	0	8	11	9.00	2.000										

Batter	1	2	3	4	5	6	7	8	9	AB	R	H	RBI	BB	SO	LOB	BOTTOM										
6 Ryan Freel, R OBP: 0.370, SLG: 0.344	G5-3				P6				FC5-4 1B	4	0	1	0	0	0	2	<p>New York Mets @ Cincinnati Reds Great American Ball Park, Cincinnati, OH</p> <p>Thu Jul 01, 2004, 12:35 PM EDT Att: 31,633 - Cloudy - 81 F</p> <p>livebaseballscorecards.com</p>										
Juan Castro, R OBP: 0.341, SLG: 0.437	P3		HBP		F9		G1-4-3	FC6-4 2B	K	5	1	0	0	0	1	2											
D'Angelo Jimenez, S OBP: 0.359, SLG: 0.364	G4-3			E3		L9		F7	G6-3	5	0	0	0	0	0	1											
Adam Dunn, L OBP: 0.418, SLG: 0.604		1B		G3-1		K		1B	HR	4	2	3	2	1	1	0											
Wily Mo Peña, R OBP: 0.321, SLG: 0.477		2B		G3-1			E	2B	G4-3	4	1	2	1	1	0	2											
Jason LaRue, R OBP: 0.322, SLG: 0.402	K			F8		L7		1B		4	1	1	1	0	1	5											
Tim Hummel, R OBP: 0.309, SLG: 0.368		G5-4-3			P4		F9	1B		3	0	0	0	0	0	5											
Jacob Cruz, L OBP: 0.359, SLG: 0.420								1B	HBP	0	1	0	0	0	0	0											
Brandon Larson, R Mike Matthews, L Ken Griffey Jr., L Jermaine Clark, L OBP: 0.297, SLG: 0.348 OBP: 0.344, SLG: 0.511 OBP: 0.212, SLG: 0.167			G5-3		P2		E5	1B		3	0	0	0	0	0	1											
Jose Acevedo, R Gabe White, L Javier Valentin, S John Riedling, R OBP: 0.133, SLG: 0.071 OBP: 0.208, SLG: 0.303			F9		K		K	FC5-4 1B		2	0	0	0	0	0	0											
										2	0	1	1	0	1	2											
										0	0	0	0	0	0	0											
Inning Stats	R: 0 E: 0 K: 0 S: 10	H: 0 LOB: 0 BB: 0 P: 18	R: 0 E: 0 K: 1 S: 8	H: 2 LOB: 1 BB: 0 P: 15	R: 0 E: 0 K: 0 S: 8	H: 0 LOB: 0 BB: 0 P: 13	R: 0 E: 1 K: 0 S: 8	H: 0 LOB: 2 BB: 1 P: 16	R: 0 E: 0 K: 1 S: 11	H: 0 LOB: 0 BB: 0 P: 18	R: 0 E: 0 K: 1 S: 7	H: 0 LOB: 0 BB: 0 P: 11	R: 0 E: 1 K: 1 S: 15	H: 0 LOB: 2 BB: 1 P: 25	R: 5 E: 0 K: 0 S: 20	H: 6 LOB: 2 BB: 0 P: 32	R: 1 E: 0 K: 1 S: 13	H: 1 LOB: 0 BB: 0 P: 20	1B: 5 2B: 3 3B: 0 HR: 1	SF: 0 SAC: 0 DP: 1 HBP: 2	WP: 0 PB: 0 SB: 1 CS: 0	PA: 41					
PITCHER	IP	WLS	BF	H	R	ER	SO	BB	IBB	HBP	BLK	WP	HR	S	P	ERA	WHIP										
Al Leiter, L ERA: 2.12	7.0	W	27	2	0	0	4	2	0	1	0	0	0	67	116	0.00	0.571										
Ricky Bottalico, R ERA: 3.39	0.2		7	4	5	5	0	0	0	1	0	0	0	11	21	67.50	6.000										
Braden Looper, R ERA: 2.01	1.1	S	7	3	1	1	1	0	0	0	0	0	1	22	31	6.75	2.250										



Batter	1	2	3	4	5	6	7	8	9	AB	R	H	RBI	BB	SO	LOB	TOP											
Matt Lawton, L OBP: 0.384, SLG: 0.476 (1, 7)	G4-3		G4-3		F8		HR		G4-3	5	1	1	1	0	0	1	Cleveland Indians @ Cincinnati Reds Great American Ball Park, Cincinnati, OH Sat Jul 03 2004, 7:10 PM EDT Att: 38,708 - Cloudy - 86 F											
Omar Vizquel, S OBP: 0.345, SLG: 0.378 (1, 6)	1B		P5		3B		F8			4	0	2	1	0	0	0												
48 Travis Hafner, L OBP: 0.403, SLG: 0.520 (1, 3)	F8		K		BB		F7			3	0	0	0	1	1	1												
41 Victor Martinez, S OBP: 0.366, SLG: 0.538 (1, 2)	K				G3				K	4	0	1	0	0	2	3												
Jody Gerut, L OBP: 0.355, SLG: 0.430 (1, 9)		K			L7				P5	4	0	1	0	0	1	0												
Casey Blake, R OBP: 0.367, SLG: 0.480 (1, 5)		K			1B		K		FC6-4	3	0	1	0	1	2	1												
Coco Crisp, S OBP: 0.316, SLG: 0.408 (1, 8)		1B			G3		K		FC6-4	4	0	1	0	0	1	3												
Ronnie Belliard, R OBP: 0.391, SLG: 0.444 (1, 4)		FC6-4			P3		F9		F8	3	0	0	0	1	0	1												
Scott Elarton, R OBP: 0.308, SLG: 0.250 (7, PH) Lou Merloni, R OBP: 0.249, SLG: 0.403 (7, 1) Rick White, R OBP: 0.345, SLG: 0.403 (7, 1) Jerome Robertson, L OBP: 0.361, SLG: 0.411 (8, 1) 59 Matt Miller, R OBP: 0.345, SLG: 0.395 (8, 1) Ben Broussard, L OBP: 0.345, SLG: 0.395 (8, PH)		FC6-4			G5-3				L5	2	1	1	0	0	0	2												
Inning Stats	R: 0 E: 0 K: 1 S: 12	H: 1 LOB: 1 BB: 0 P: 18	R: 0 E: 0 K: 2 S: 10	H: 1 LOB: 2 BB: 1 P: 19	R: 0 E: 0 K: 1 S: 9	H: 0 LOB: 0 BB: 0 P: 14	R: 0 E: 0 K: 0 S: 7	H: 2 LOB: 1 BB: 0 P: 12	R: 1 E: 0 K: 0 S: 11	H: 2 LOB: 2 BB: 1 P: 22	R: 0 E: 0 K: 2 S: 10	H: 1 LOB: 1 BB: 0 P: 12	R: 1 E: 0 K: 0 S: 15	H: 1 LOB: 0 BB: 0 P: 22	R: 0 E: 0 K: 1 S: 16	H: 0 LOB: 1 BB: 0 P: 22		R: 0 E: 0 K: 0 S: 6	H: 0 LOB: 0 BB: 0 P: 11	1B: 4 2B: 2 3B: 1 HR: 1	SF: 0 SAC: 0 DP: 0 HBP: 0	WP: 0 PB: 0 SB: 1 CS: 0	PA: 37					
PITCHER	IP	WLS	BF	H	R	ER	SO	BB	IBB	HBP	BLK	WP	HR	S	P	ERA	WHIP											
Paul Wilson, R ERA: 3.63 (1, 1)	6.2	W	29	8	2	2	6	1	1	0	0	0	0	1	70	113	2.70	1.350										
Gabe White, L ERA: 6.35 (7, 1)	0.1	H	1	0	0	0	0	0	0	0	0	0	0	4	6	0.00	0.000											
Todd Jones, R ERA: 3.38 (8, 1)	1.0	H	4	0	0	0	1	1	0	0	0	0	0	16	22	0.00	1.000											
Danny Graves, R ERA: 3.02 (9, 1)	1.0	S	3	0	0	0	0	0	0	0	0	0	0	6	11	0.00	0.000											

AB 34
R 2
H 8
RBI 2
BB 3
SO 7
LOB 12



Batter	1	2	3	4	5	6	7	8	9	AB	R	H	RBI	BB	SO	LOB	BOTTOM										
6 Ryan Freel, R OBP: 0.369, SLG: 0.344 (1, 8)	P3						G6-3			4	0	2	1	0	0	1	Cleveland Indians @ Cincinnati Reds Great American Ball Park, Cincinnati, OH Sat Jul 03 2004, 7:10 PM EDT Att: 38,708 - Cloudy - 86 F										
Barry Larkin, R OBP: 0.346, SLG: 0.411 (1, 6)	HR						F9			4	1	0	0	0	0	2											
D'Angelo Jimenez, S OBP: 0.362, SLG: 0.390 (1, 4)	HR						F8		L8	4	1	1	2	0	0	1											
Adam Dunn, L OBP: 0.414, SLG: 0.592 (1, 7)	1B						P6		F8	3	1	0	0	1	1	0											
Wily Mo Peña, R OBP: 0.324, SLG: 0.474 (1, 9)	1B						P4			4	0	2	0	0	0	0											
Jason LaRue, R OBP: 0.320, SLG: 0.401 (1, 2)	1B						P4		K	4	0	1	1	0	1	1											
Javier Valentin, S OBP: 0.212, SLG: 0.288 (1, 3)	F7						K			2	1	0	0	1	1	2											
Juan Castro, R OBP: 0.338, SLG: 0.439 (1, 5)	K						F8			3	0	1	0	0	1	3											
Paul Wilson, R OBP: 0.200, SLG: 0.179 (1, 1) Gabe White, L ERA: 8.14 (7, 1) Jacob Cruz, L OBP: 0.361, SLG: 0.411 (7, PH) Todd Jones, L OBP: 0.345, SLG: 0.403 (8, 1) Danny Graves, R ERA: 2.18 (9, 1)							SH1-4		L8	1	0	0	0	0	1	0											
Inning Stats	R: 3 E: 1 K: 1 S: 23	H: 3 LOB: 2 BB: 1 P: 37	R: 0 E: 0 K: 1 S: 10	H: 1 LOB: 1 BB: 0 P: 12	R: 0 E: 0 K: 1 S: 11	H: 0 LOB: 0 BB: 0 P: 16	R: 1 E: 0 K: 0 S: 10	H: 1 LOB: 1 BB: 1 P: 19	R: 0 E: 0 K: 0 S: 14	H: 0 LOB: 0 BB: 0 P: 19	R: 0 E: 0 K: 0 S: 10	H: 1 LOB: 1 BB: 0 P: 12	R: 0 E: 0 K: 1 S: 10	H: 1 LOB: 1 BB: 0 P: 17	1B: 5 2B: 1 3B: 0 HR: 1	SF: 0 SAC: 1 DP: 0 HBP: 0		WP: 0 PB: 0 SB: 1 CS: 0	PA: 33								
PITCHER	IP	WLS	BF	H	R	ER	SO	BB	IBB	HBP	BLK	WP	HR	S	P	ERA	WHIP										
Scott Elarton, R ERA: 8.14 (1, 1)	6.0	L	25	5	4	3	4	2	0	0	0	0	0	10	12	0.00	1.000										
Rick White, R ERA: 2.97 (7, 1)	1.0		4	1	0	0	0	0	0	0	0	0	0	5	10	0.00	0.000										
Jerome Robertson, L ERA: 5.0 (8, 1)	0.2		2	0	0	0	0	0	0	0	0	0	0	5	7	0.00	3.000										
59 Matt Miller, R ERA: 2.18 (8, 1)	0.1		2	1	0	0	1	0	0	0	0	0	0	5	7	0.00	3.000										

AB 30
R 4
H 7
RBI 4
BB 2
SO 5
LOB 11



Batter	1	2	3	4	5	6	7	8	9	AB	R	H	RBI	BB	SO	LOB	TOP							
6 Ryan Freel, R OBP: 0.380, SLG: 0.362	1-0 1B		2-0 G4-6-3 1B			2-1 1B 2B		0-3 K		4	1	3	0	0	1	0								
Barry Larkin, R OBP: 0.349, SLG: 0.409	0-1 F9		1-2 G4-6-3 1-2			1-2 G4-3 WP 2H 1B		2-1 G1-4-3		4	0	1	1	0	0	2								
D'Angelo Jimenez, S OBP: 0.360, SLG: 0.383	2-3 K			0-3 K		1-2 G4-3		1-3 K		4	0	0	0	0	3	2								
Ken Griffey Jr., L OBP: 0.343, SLG: 0.502	2-2 G4-3			3-2 G4-3		1-3 K		4-2 BB		3	0	0	0	1	1	2								
Adam Dunn, L OBP: 0.411, SLG: 0.578		0-1 F8		2-3 K			3-3 K		4-1 BB	3	0	0	0	1	2	0								
Wily Mo Peña, R OBP: 0.315, SLG: 0.457		0-0 G4-3 1B			0-1 F8		2-0 F8		0-3 K	4	0	1	0	0	1	2								
Javier Valentin, S OBP: 0.221, SLG: 0.295		2-2 G4-3			2-0 F7		3-1 G4-3			3	0	0	0	0	0	1								
Juan Castro, R OBP: 0.331, SLG: 0.427		0-0 F8			1-3 K			1-1 G6-3		3	0	0	0	0	1	1								
Cory Lidle, R OBP: 0.265, SLG: 0.172			2-3 K			1-3 K		2-3 K		1	0	0	0	0	1	0								
Jason LaRue, R OBP: 0.316, SLG: 0.395										1	0	0	0	0	1	0								
Ryan Wagner, R (6, PH)										0	0	0	0	0	0	0								
Jacob Cruz, L OBP: 0.353, SLG: 0.400										1	0	0	0	0	1	0								
John Riedling, R (8, 1)										0	0	0	0	0	0	0								
Inning Stats	R: 0 E: 0 K: 1 S: 9	H: 1 LOB: 1 BB: 0 P: 14	R: 0 E: 0 K: 0 S: 7	H: 1 LOB: 1 BB: 0 P: 9	R: 0 E: 0 K: 1 S: 7	H: 1 LOB: 0 BB: 0 P: 12	R: 0 E: 0 K: 2 S: 11	H: 0 LOB: 0 BB: 0 P: 16	R: 0 E: 0 K: 1 S: 6	H: 0 LOB: 0 BB: 0 P: 9	R: 1 E: 0 K: 2 S: 16	H: 2 LOB: 1 BB: 0 P: 22	R: 0 E: 0 K: 1 S: 7	H: 0 LOB: 0 BB: 0 P: 15	R: 0 E: 0 K: 2 S: 8	H: 0 LOB: 0 BB: 2 P: 11	R: 0 E: 0 K: 2 S: 13	H: 0 LOB: 0 BB: 2 P: 24	1B: 4 2B: 1 3B: 0 HR: 0	SF: 0 SAC: 0 DP: 1 HBP: 0	WP: 1 PB: 0 SB: 0 CS: 0	PA: 33		
PITCHER	IP WLS BF H R ER SO BB IBB HBP BLK WP HR S P ERA WHIP	29 Chris Carpenter, R ERA: 3.5	7.1 W 26 5 1 1 8 0 0 0 0 1 0 65 100 1.23 0.682	84 Ray King, L ERA: 1.2	0.2 H 2 0 0 0 2 0 0 0 0 0 0 6 8 0.00 0.000	44 Jason Isringhausen, R ERA: 3.03	1.0 S 5 0 0 0 2 2 0 0 0 0 0 0 13 24 0.00 2.000																	

Cincinnati Reds @ St. Louis Cardinals
 Busch Stadium, St. Louis, MO
 Mon Jul 05 2004, 1:15 PM CDT
 Att: 41,852 - Unknown - 72 F

AB 31
 R 1
 H 5
 RBI 1
 BB 2
 SO 12
 LOB 10



Batter	1	2	3	4	5	6	7	8	9	AB	R	H	RBI	BB	SO	LOB	BOTTOM						
Tony Womack, L OBP: 0.397, SLG: 0.403	2-2 G3		1-2 G4-3 1B			2-1 2B 1B		1-0 G4-3		4	1	2	0	0	0	0							
Edgar Renteria, R OBP: 0.333, SLG: 0.391	1-2 G5-3		0-0 G4-3 1-2		3-2 1B 2B		3-3 K			4	1	1	2	0	1	1							
5 Albert Pujols, R OBP: 0.406, SLG: 0.609	1-0 2B		1-0 1B		0-1 2B 1B		1-0 G2-3			4	1	3	0	0	0	0							
27 Scott Rolen, R OBP: 0.420, SLG: 0.619	2-2 L9		0-1 P1		0-0 1B			1-1 1B		4	0	2	2	0	0	2							
15 Jim Edmonds, L OBP: 0.382, SLG: 0.546		4-2 G5-3 1B FC5-2 BB		2-3 K2-3		1-3 K		0-0 G4-3 1B		3	0	1	0	1	2	1							
Roger Cedeno, S OBP: 0.319, SLG: 0.365		1-0 G5-3		0-1 G4-3		2-2 K		1-2 G4-3		3	0	1	0	0	1	1							
So Taguchi, R OBP: 0.293, SLG: 0.360		1-2 1B						1-2 1B		1	0	0	0	0	0	2							
Reggie Sanders, R OBP: 0.289, SLG: 0.482		2-2 G5-3		3-2 G1-3		1-0 F8		4-0 IBB		3	0	0	0	1	0	2							
44 Jason Isringhausen, R OBP: 1.000, SLG: 1.000		1-2 2-3								0	0	0	0	0	0	0							
Mike Matheny, R OBP: 0.295, SLG: 0.360		0-0 FC5-2			1-0 1B 2B SH1-4		0-1 F7		1-3 K	4	1	1	0	0	1	5							
29 Chris Carpenter, R OBP: 0.162, SLG: 0.139		3-H G4-3			0-0 SH1-4		1-0 G1-3		1-1 G4-3	2	0	0	0	0	0	2							
Ray King, L (8, 1)										0	0	0	0	0	0	0							
Ray Lankford, L OBP: 0.363, SLG: 0.437					1-2					1	0	0	0	0	0	3							
Inning Stats	R: 0 E: 0 K: 0 S: 11	H: 1 LOB: 1 BB: 0 P: 17	R: 0 E: 0 K: 0 S: 12	H: 1 LOB: 2 BB: 1 P: 20	R: 0 E: 0 K: 0 S: 9	H: 2 LOB: 1 BB: 0 P: 11	R: 0 E: 0 K: 1 S: 8	H: 0 LOB: 0 BB: 0 P: 13	R: 4 E: 0 K: 2 S: 16	H: 5 LOB: 1 BB: 0 P: 25	R: 0 E: 0 K: 0 S: 4	H: 0 LOB: 0 BB: 0 P: 6	R: 0 E: 0 K: 1 S: 5	H: 0 LOB: 0 BB: 0 P: 10	R: 0 E: 0 K: 1 S: 11	H: 2 LOB: 3 BB: 1 P: 19	1B: 9 2B: 2 3B: 0 HR: 0	SF: 0 SAC: 1 DP: 1 HBP: 0	WP: 0 PB: 0 SB: 0 CS: 0	PA: 36			
PITCHER	IP WLS BF H R ER SO BB IBB HBP BLK WP HR S P ERA WHIP	Cory Lidle, R ERA: 4.84	5.0 L 24 9 4 4 3 1 0 0 0 0 0 0 9 86 7.20 2.000	Ryan Wagner, R ERA: 5.84	2.0 6 0 0 0 1 0 0 0 0 0 0 0 9 16 0.00 0.000	John Riedling, R ERA: 4.0	1.0 6 2 0 0 1 0 1 0 0 0 0 0 11 19 0.00 2.000																

Cincinnati Reds @ St. Louis Cardinals
 Busch Stadium, St. Louis, MO
 Mon Jul 05 2004, 1:15 PM CDT
 Att: 41,852 - Unknown - 72 F

AB 33
 R 4
 H 11
 RBI 4
 BB 2
 SO 5
 LOB 19



Batter	1	2	3	4	5	6	7	8	9	AB	R	H	RBI	BB	SO	LOB	TOP							
6 Ryan Freel, R (1, 9) Wily Mo Peña, R (6, 9) OBP: 0.381, SLG: 0.367 OBP: 0.318, SLG: 0.454										3	0	2	0	0	0	0								
Barry Larkin, R (1, 6) OBP: 0.338, SLG: 0.396										4	1	0	0	0	0	3								
D'Angelo Jimenez, S (1, 4) OBP: 0.363, SLG: 0.379										1	0	0	0	3	0	1								
Ken Griffey Jr., L (1, 8) OBP: 0.346, SLG: 0.500										3	0	0	0	1	0	5								
Adam Dunn, L (1, 7) OBP: 0.407, SLG: 0.567										4	0	1	1	0	1	4								
Jason LaRue, R (1, 2) OBP: 0.316, SLG: 0.389										4	0	0	0	0	0	2								
Juan Castro, R (1, 3) OBP: 0.319, SLG: 0.412										4	0	0	0	0	0	0								
Brandon Larson, R (1, 5) OBP: 0.304, SLG: 0.361										3	1	1	1	1	1	0								
Jesus Sanchez, L (1, 1) John Riedling, R (7, 1) Todd Jones, L (8, 1) Jacob Cruz, L (9, PH) OBP: 0.348, SLG: 0.405										3	0	0	0	0	2	1								
Inning Stats	R: 0 E: 0 K: 1 S: 14	H: 1 R: 2 ER: 0 LOB: 2 BB: 1 P: 26	R: 0 E: 0 K: 1 S: 8	H: 0 R: 1 ER: 0 LOB: 1 BB: 1 P: 17	R: 0 E: 0 K: 0 S: 13	H: 0 R: 0 ER: 0 LOB: 2 BB: 2 P: 23	R: 1 E: 0 K: 0 S: 10	H: 1 R: 0 ER: 0 LOB: 0 BB: 0 P: 11	R: 1 E: 0 K: 0 S: 11	H: 2 R: 0 ER: 0 LOB: 2 BB: 1 P: 22	R: 0 E: 0 K: 0 S: 8	H: 0 R: 0 ER: 0 LOB: 0 BB: 0 P: 10	R: 0 E: 0 K: 0 S: 12	H: 0 R: 0 ER: 0 LOB: 1 BB: 1 P: 19	R: 0 E: 0 K: 0 S: 4	H: 0 R: 0 ER: 0 LOB: 0 BB: 0 P: 5	R: 0 E: 0 K: 1 S: 6	H: 0 R: 0 ER: 0 LOB: 0 BB: 0 P: 9	1B: 2 2B: 1 3B: 0 HR: 1	SF: 0 SAC: 0 DP: 0 HBP: 0	WP: 0 PB: 0 SB: 0 CS: 0	PA: 37		
PITCHER	IP WLS BF H R ER SO BB IBB HBP BLK WP HR S P ERA WHIP	6.1 29 4 2 2 3 6 0 0 0 0 1 72 124 2.84 1.579	1.0 3 0 0 0 0 0 0 0 0 0 0 6 7 0.00 0.000	0.2 2 0 0 0 0 0 0 0 0 0 0 2 2 0.00 0.000	1.0 3 0 0 0 1 0 0 0 0 0 0 6 9 0.00 0.000																			

Cincinnati Reds @ St. Louis Cardinals
 Busch Stadium, St. Louis, MO
 Wed Jul 07 2004, 7:10 PM CDT
 Att: 34,999 - Cloudy - 80 F

AB	31
R	2
H	4
RBI	2
BB	6
SO	4
LOB	16



Batter	1	2	3	4	5	6	7	8	9	AB	R	H	RBI	BB	SO	LOB	BOTTOM						
Tony Womack, L (1, 4) OBP: 0.358, SLG: 0.406										5	1	3	1	0	0	2							
Edgar Renteria, R (1, 6) OBP: 0.330, SLG: 0.399										5	1	1	1	0	0	2							
5 Albert Pujols, R (1, 3) OBP: 0.405, SLG: 0.603										2	0	0	0	2	0	1							
27 Scott Rolen, R (1, 5) OBP: 0.425, SLG: 0.615										2	0	1	0	2	0	2							
Reggie Sanders, R (1, 9) 44 Jason Isringhausen, R (9, 1) OBP: 0.294, SLG: 0.486 OBP: 1.000, SLG: 1.000										3	0	1	1	1	2	3							
15 Jim Edmonds, L (1, 8) OBP: 0.382, SLG: 0.561										4	1	1	1	0	1	7							
Mike Matheny, R (1, 2) OBP: 0.294, SLG: 0.358										4	1	1	0	0	1	0							
So Taguchi, R (1, 7) OBP: 0.292, SLG: 0.356										3	0	1	0	0	0	0							
Woody Williams, R (1, 1) Ray King, L (7, 1) Julian Tavarez, L (8, 1) John Mabry, L (9, PH) OBP: 0.212, SLG: 0.290 OBP: 0.352, SLG: 0.479										3	0	1	0	0	0	1							
Inning Stats	R: 1 E: 0 K: 2 S: 12	H: 2 R: 2 ER: 0 LOB: 2 BB: 2 P: 26	R: 0 E: 0 K: 0 S: 7	H: 1 R: 2 ER: 0 LOB: 1 BB: 0 P: 9	R: 0 E: 0 K: 1 S: 12	H: 1 R: 0 ER: 0 LOB: 1 BB: 0 P: 18	R: 1 E: 0 K: 1 S: 7	H: 1 R: 0 ER: 0 LOB: 0 BB: 0 P: 11	R: 0 E: 0 K: 0 S: 10	H: 1 R: 0 ER: 0 LOB: 3 BB: 2 P: 23	R: 0 E: 0 K: 0 S: 10	H: 1 R: 0 ER: 0 LOB: 1 BB: 0 P: 13	R: 1 E: 1 K: 0 S: 8	H: 1 R: 0 ER: 0 LOB: 1 BB: 1 P: 18	R: 1 E: 0 K: 0 S: 11	H: 2 R: 0 ER: 0 LOB: 1 BB: 0 P: 16	1B: 6 2B: 4 3B: 0 HR: 1	SF: 0 SAC: 1 DP: 1 HBP: 0	WP: 0 PB: 1 SB: 1 CS: 1	PA: 38			
PITCHER	IP WLS BF H R ER SO BB IBB HBP BLK WP HR S P ERA WHIP	6.0 28 7 2 2 4 4 0 0 0 0 0 8 100 3.00 1.833	1.0 5 1 1 0 0 0 1 0 0 0 0 8 18 0.00 1.000	1.0 5 2 1 1 0 0 0 0 0 0 0 11 16 9.00 2.000																			

Cincinnati Reds @ St. Louis Cardinals
 Busch Stadium, St. Louis, MO
 Wed Jul 07 2004, 7:10 PM CDT
 Att: 34,999 - Cloudy - 80 F

AB	32
R	4
H	10
RBI	4
BB	5
SO	4
LOB	19



Batter	1	2	3	4	5	6	7	8	9	AB	R	H	RBI	BB	SO	LOB	TOP					
D'Angelo Jimenez, S OBP: 0.367, SLG: 0.385			F8			P6				4	2	2	0	1	0	0	Cincinnati Reds @ Milwaukee Brewers Miller Park, Milwaukee, WI Thu Jul 08 2004, 7:05 PM CDT Att: 19,729 - Cloudy - 68 F					
Barry Larkin, R OBP: 0.344, SLG: 0.402			F7			HR				4	2	3	2	0	0	0						
Juan Castro, R OBP: 0.317, SLG: 0.409							K			1	0	0	0	0	1	3						
Ken Griffey Jr., L OBP: 0.350, SLG: 0.514										4	1	2	4	1	0	1						
Adam Dunn, L OBP: 0.407, SLG: 0.573			F9			G3				4	1	1	1	1	1	3						
Wily Mo Peña, R OBP: 0.308, SLG: 0.438						G1-3				5	0	0	0	0	1	3						
Jacob Cruz, L OBP: 0.330, SLG: 0.381		F7								5	0	0	0	0	3	0						
Todd Jones, L										0	0	0	0	0	0	0						
Danny Graves, R										0	0	0	0	0	0	0						
Jason LaRue, R OBP: 0.318, SLG: 0.383		F8				E5				3	1	0	0	1	0	0						
Brandon Larson, R OBP: 0.308, SLG: 0.356						E5				4	1	1	0	1	1	1						
Paul Wilson, R OBP: 0.206, SLG: 0.188						L4				4	1	1	1	0	0	3						
Gabe White, L										0	0	0	0	0	0	0						
Tim Hummel, R OBP: 0.318, SLG: 0.358										1	0	0	0	0	0	0						
Inning Stats	R: 1 E: 0 K: 2 S: 10	H: 2 LOB: 1 BB: 0 P: 14	R: 0 E: 0 K: 0 S: 7	H: 0 LOB: 1 BB: 1 P: 16	R: 0 E: 0 K: 0 S: 10	H: 0 LOB: 1 BB: 1 P: 19	R: 0 E: 0 K: 1 S: 8	H: 0 LOB: 1 BB: 1 P: 15	R: 2 E: 0 K: 0 S: 14	H: 2 LOB: 1 BB: 1 P: 22	R: 5 E: 2 K: 1 S: 21	H: 4 LOB: 1 BB: 0 P: 29	R: 0 E: 0 K: 1 S: 10	H: 1 LOB: 0 BB: 1 P: 22	R: 1 E: 0 K: 1 S: 10	H: 1 LOB: 0 BB: 0 P: 12	R: 0 E: 0 K: 1 S: 6	H: 0 LOB: 0 BB: 0 P: 9	1B: 6 2B: 2 3B: 0 HR: 2	SF: 0 SAC: 0 DP: 0 HBP: 1	WP: 0 PB: 0 SB: 0 CS: 0	PA: 45
PITCHER	IP WLS BF H R ER SO BB IBB HBP BLK WP HR S P ERA WHIP																					
Wes Obermueller, R ERA: 6.69	5.1 L 26 4 5 4 4 4 0 0 0 0 0 1 57 98 6.75 1.500																					
Dave Burba, R ERA: 3.61	1.1 11 5 3 2 0 1 0 0 1 0 0 0 19 33 13.50 4.500																					
Matt Kinney, R ERA: 6.04	0.1 0 0 0 0 1 0 0 0 0 0 0 0 4 6 0.00 0.000																					
Jeff Bennett, R ERA: 4.39	2.0 7 1 1 1 2 0 0 0 0 0 0 1 16 21 4.50 0.500																					

AB	39
R	9
H	10
RBI	8
BB	5
SO	7
LOB	14



Batter	1	2	3	4	5	6	7	8	9	AB	R	H	RBI	BB	SO	LOB	BOTTOM					
Scott Podsednik, L OBP: 0.330, SLG: 0.406										5	0	2	0	0	0	0	Cincinnati Reds @ Milwaukee Brewers Miller Park, Milwaukee, WI Thu Jul 08 2004, 7:05 PM CDT Att: 19,729 - Cloudy - 68 F					
Craig Counsell, L OBP: 0.361, SLG: 0.361			P4			G4-3				5	0	1	1	0	0	2						
Geoff Jenkins, L OBP: 0.312, SLG: 0.438										4	0	1	0	0	0	2						
Lyle Overbay, L OBP: 0.401, SLG: 0.543		L4								3	0	1	0	1	1	1						
Ben Grieve, L OBP: 0.408, SLG: 0.420		G1-4-3								4	1	1	0	0	1	2						
Keith Ginter, R OBP: 0.330, SLG: 0.447										4	1	1	2	0	0	2						
Wes Helms, R OBP: 0.333, SLG: 0.338			K2-3							3	0	0	0	0	1	0						
Gary Bennett, R OBP: 0.260, SLG: 0.252										3	0	0	0	0	1	0						
2 Bill Hall, R OBP: 0.279, SLG: 0.395										1	0	0	0	0	1	2						
Chad Moeller, R OBP: 0.307, SLG: 0.371										0	0	0	0	0	0	0						
Wes Obermueller, R ERA: 6.69										2	0	1	0	0	0	0						
Dave Burba, R ERA: 3.61										0	0	0	0	0	0	0						
Matt Kinney, R ERA: 6.04										0	0	0	0	0	0	0						
Chris Magruder, S ERA: 10.000										0	1	0	0	1	0	0						
Jeff Bennett, R ERA: 4.39										0	0	0	0	0	0	0						
Brady Clark, R OBP: 0.344, SLG: 0.342										1	0	0	0	0	0	0						
Inning Stats	R: 0 E: 0 K: 0 S: 8	H: 0 LOB: 0 BB: 0 P: 11	R: 0 E: 0 K: 0 S: 10	H: 0 LOB: 0 BB: 0 P: 14	R: 0 E: 0 K: 2 S: 10	H: 2 LOB: 2 BB: 0 P: 18	R: 0 E: 0 K: 0 S: 6	H: 0 LOB: 1 BB: 1 P: 13	R: 0 E: 0 K: 0 S: 8	H: 0 LOB: 0 BB: 0 P: 8	R: 0 E: 0 K: 1 S: 13	H: 1 LOB: 1 BB: 0 P: 20	R: 3 E: 0 K: 0 S: 19	H: 4 LOB: 2 BB: 1 P: 31	R: 0 E: 0 K: 2 S: 13	H: 1 LOB: 2 BB: 0 P: 19	R: 0 E: 0 K: 0 S: 7	H: 0 LOB: 0 BB: 0 P: 9	1B: 5 2B: 2 3B: 0 HR: 1	SF: 0 SAC: 0 DP: 0 HBP: 1	WP: 1 PB: 0 SB: 0 CS: 0	PA: 38
PITCHER	IP WLS BF H R ER SO BB IBB HBP BLK WP HR S P ERA WHIP																					
Paul Wilson, R ERA: 3.66	6.2 W 29 7 3 3 3 2 0 0 0 0 0 1 69 107 4.05 1.350																					
Gabe White, L ERA: 6.69	0.2 3 1 0 0 1 0 0 0 0 0 0 0 11 14 0.00 1.500																					
Todd Jones, R ERA: 3.38	0.2 3 0 0 0 1 0 0 0 1 0 0 0 7 13 0.00 0.000																					
Danny Graves, R ERA: 2.83	1.0 3 0 0 0 0 0 0 0 0 0 0 0 7 9 0.00 0.000																					



Batter	1	2	3	4	5	6	7	8	9	AB R H RBI BB SO LOB	TOP											
D'Angelo Jimenez, S (1.4) OBP: 0.367, SLG: 0.383	2-1 F8		1-1 1B		1-2 L5		4-2 BB		3-2 G3-1	4 0 1 0 1 0 2	Cincinnati Reds @ Milwaukee Brewers Miller Park, Milwaukee, WI Fri Jul 09 2004, 7:05 PM CDT Att: 30,709 - Dome - 70 F											
Barry Larkin, R (1.6) OBP: 0.343, SLG: 0.403	1-0 2B		0-1 F8		3-3 K		1-2 G6-3			4 1 1 0 0 1 3												
Ken Griffey Jr., L (1.8) OBP: 0.352, SLG: 0.515	2-0 G4-3 2H		3-3 K			4-2 HR BB		1-3 K		3 1 1 1 1 2 1												
Adam Dunn, L (1.7) OBP: 0.406, SLG: 0.567	0-1 G4-3			0-3 K		1-3 K		4-1 WP S BB		3 0 0 0 1 2 2												
Wily Mo Peña, R (1.9) OBP: 0.306, SLG: 0.453	2-1 G6-3			0-2 G1-3		1-1 1-H HR		1-3 K		4 1 1 2 0 1 2												
Jason LaRue, R (1.2) OBP: 0.317, SLG: 0.381		1-3 K		3-0 1B		1-0 G6-3		3-2 F9		4 0 1 0 0 1 1												
Tim Hummel, R (1.3) OBP: 0.304, SLG: 0.341	1-0 F8			2-1 P3		1-0 L7		0-1 F7		4 0 0 0 0 0 1												
Brandon Larson, R (1.5) OBP: 0.306, SLG: 0.352 Danny Graves, R (9.1)		1-3 K			0-1 39 SH3-4 1B		2-2 F9		2-3 K	4 0 1 0 0 2 0 0 0 0 0 0 0 0												
39 Aaron Harang, R (1.1) OBP: 0.037, SLG: 0.074 Gabe White, L (8.1)			2-3 K		1-0 SH3-4		2-3 K		3-2 1B	2 0 0 0 0 2 0 0 0 0 0 0 0 0 1 0 1 0 0 0 0 0 0 0 0 0 0 0												
Jacob Cruz, L (9. PH) OBP: 0.337, SLG: 0.388 Juan Castro, R (9. PR) OBP: 0.317, SLG: 0.409					1-2																	
Inning Stats	R: 1 E: 0 K: 0 S: 8	H: 2 LOB: 1 BB: 0 P: 15	R: 0 E: 0 K: 2 S: 7	H: 0 LOB: 0 BB: 0 P: 10	R: 0 E: 0 K: 2 S: 12	H: 1 LOB: 1 BB: 0 P: 18	R: 0 E: 0 K: 1 S: 9	H: 1 LOB: 1 BB: 0 P: 14	R: 0 E: 0 K: 1 S: 10	H: 1 LOB: 1 BB: 1 P: 15	R: 2 E: 0 K: 1 S: 9	H: 1 LOB: 0 BB: 1 P: 17	R: 0 E: 0 K: 2 S: 11	H: 0 LOB: 1 BB: 1 P: 20	R: 0 E: 0 K: 2 S: 10	H: 0 LOB: 1 BB: 1 P: 19	R: 0 E: 0 K: 1 S: 12	H: 1 LOB: 1 BB: 0 P: 20	1B: 4 2B: 2 3B: 0 HR: 1	SF: 0 SAC: 1 DP: 0 HBP: 0	WP: 1 PB: 0 SB: 1 CS: 0	PA: 37
PITCHER	IP WLS BF H R ER SO BB IBB HBP BLK WP HR S P ERA WHIP											IP WLS BF H R ER SO BB IBB HBP BLK WP HR S P ERA WHIP										
39 Chris Capuano, L (1.1) ERA: 3.69	7.1 L 31 6 3 3 9 3 0 0 0 0 0 1 70 118 3.68 1.227																					
Matt Kinney, R (8.1) ERA: 5.95	0.2 2 0 0 0 1 0 0 0 0 0 1 0 6 10 0.00 0.000																					
Matt Wise, R (9.1) ERA: 3.7	1.0 4 1 0 0 1 0 0 0 0 0 0 0 12 20 0.00 1.000																					

Batter	1	2	3	4	5	6	7	8	9	AB R H RBI BB SO LOB	BOTTOM											
Scott Podsednik, L (1.8) OBP: 0.329, SLG: 0.404	1-3 K		3-2 P6			1-3 K		1-2 1B		4 0 1 0 0 2 0	Cincinnati Reds @ Milwaukee Brewers Miller Park, Milwaukee, WI Fri Jul 09 2004, 7:05 PM CDT Att: 30,709 - Dome - 70 F											
Craig Counsell, L (1.6) OBP: 0.360, SLG: 0.356	1-2 G4-3			0-3 K		4-1 BB		3-2 F9		3 0 0 0 1 1 2												
Geoff Jenkins, L (1.7) OBP: 0.314, SLG: 0.439	2-2 1B			2-0 G4-3		1-3 K		0-1 G6-3 1B		4 0 2 0 0 1 1												
Lyle Overbay, L (1.3) OBP: 0.402, SLG: 0.542	3-1 F7			2-0 1B		1-3 K		0-0 G6-3 1B		4 0 2 0 0 1 1												
Ben Grieve, L (1.9) OBP: 0.400, SLG: 0.410		3-2 P6		3-3 K		0-0 G3-1		0-1 G6-3		4 0 0 0 0 1 3												
2 Bill Hall, R (1.4) OBP: 0.276, SLG: 0.391	1-1 G5-3			2-2 CS 1B		2-3 K		0-3 K		4 0 1 0 0 2 1												
Keith Ginter, R (1.5) OBP: 0.326, SLG: 0.441	1-1 L5			2-3 K		1-1 L1		1-1 L1		3 0 0 0 0 1 1												
Chad Moeller, R (1.2) OBP: 0.304, SLG: 0.367 Matt Erickson, L (8. PH)			1-2 G5-3		0-0 L7		2-2 G6-3		2-2 G6-3	2 0 0 0 0 0 0 1 0 0 0 0 0 0 0 0 0 0 0 0 0												
Gary Bennett, R (9.2) OBP: 0.260, SLG: 0.252					0-0 L7																	
39 Chris Capuano, L (1.1) OBP: 0.316, SLG: 0.294 Matt Kinney, R (8.1) OBP: 0.250, SLG: 0.250 Chris Magruder, S (6. PH) OBP: 1.000, SLG: 1.000 Matt Wise, R (9.1)			0-3 K2-3		0-3 K		2-2 E7 1B		1-2 E7 1B	2 0 0 0 0 2 0 0 0 0 0 0 0 0 1 0 1 0 0 0 0 0 0 0 0 0 0 0												
Inning Stats	R: 0 E: 0 K: 1 S: 11	H: 1 LOB: 1 BB: 0 P: 18	R: 0 E: 0 K: 0 S: 7	H: 0 LOB: 0 BB: 0 P: 12	R: 0 E: 0 K: 1 S: 10	H: 0 LOB: 0 BB: 0 P: 14	R: 0 E: 0 K: 2 S: 11	H: 1 LOB: 1 BB: 0 P: 18	R: 0 E: 0 K: 1 S: 9	H: 1 LOB: 0 BB: 0 P: 13	R: 0 E: 0 K: 3 S: 10	H: 0 LOB: 1 BB: 1 P: 16	R: 0 E: 0 K: 2 S: 7	H: 0 LOB: 0 BB: 0 P: 10	R: 0 E: 1 K: 0 S: 16	H: 2 LOB: 2 BB: 0 P: 25	R: 0 E: 0 K: 1 S: 8	H: 2 LOB: 1 BB: 0 P: 8	1B: 7 2B: 1 3B: 0 HR: 0	SF: 0 SAC: 0 DP: 2 HBP: 0	WP: 0 PB: 0 SB: 0 CS: 1	PA: 33
PITCHER	IP WLS BF H R ER SO BB IBB HBP BLK WP HR S P ERA WHIP											IP WLS BF H R ER SO BB IBB HBP BLK WP HR S P ERA WHIP										
39 Aaron Harang, R (1.1) ERA: 4.25	7.2 W 28 5 0 0 10 1 0 0 0 0 0 0 78 120 0.00 0.783																					
Gabe White, L (8.1) ERA: 6.61	0.1 H 1 0 0 0 0 0 0 0 0 0 0 0 3 6 0.00 0.000																					
Danny Graves, R (9.1) ERA: 2.77	1.0 S 4 2 0 0 1 0 0 0 0 0 0 0 8 8 0.00 2.000																					

Batter	1	2	3	4	5	6	7	8	9	AB	R	H	RBI	BB	SO	LOB	TOP										
D'Angelo Jimenez, S OBP: 0.369, SLG: 0.381			G6-3					P2		4	0	1	0	0	1	1	Cincinnati Reds @ Milwaukee Brewers Miller Park, Milwaukee, WI Sat Jul 10 2004, 6:05 PM CDT Att: 43,568 - Sunny - 72 F										
Barry Larkin, R OBP: 0.342, SLG: 0.401			F9					G6-3		4	0	1	0	0	0	1											
Ken Griffey Jr., L OBP: 0.350, SLG: 0.512 Tim Hummel, R OBP: 0.298, SLG: 0.333			L7					F8		2	0	0	0	0	0	1											
Adam Dunn, L OBP: 0.407, SLG: 0.567								G4-3		4	0	2	0	0	1	0											
Jacob Cruz, L OBP: 0.323, SLG: 0.371								G4-3		4	0	0	0	0	2	4											
Wily Mo Peña, R OBP: 0.299, SLG: 0.442		G5-3						G5-3		4	0	0	0	0	1	2											
Javier Valentin, S OBP: 0.224, SLG: 0.289										2	0	0	0	1	0	0											
Brandon Larson, R OBP: 0.306, SLG: 0.352										3	0	1	0	0	1	1											
Cory Lidle, R OBP: 0.250, SLG: 0.161 Corky Miller, R (7, PH) Phil Norton, R (7, 1) Todd Van Poppel, R OBP: 0.188, SLG: 0.133										2	0	0	0	0	1	2											
										1	0	0	0	0	0	0											
										0	0	0	0	0	0	0											
										0	0	0	0	0	0	0											
Inning Stats	R: 0 H: 2 E: 0 K: 1 S: 13	H: 2 LOB: 2 BB: 0 P: 17	R: 0 H: 0 E: 0 K: 0 S: 11	H: 0 LOB: 1 BB: 1 P: 17	R: 0 H: 0 E: 0 K: 0 S: 8	H: 0 LOB: 0 BB: 0 P: 8	R: 0 H: 0 E: 0 K: 3 S: 12	H: 0 LOB: 0 BB: 0 P: 16	R: 0 H: 1 E: 0 K: 2 S: 11	H: 1 LOB: 1 BB: 0 P: 16	R: 0 H: 2 E: 0 K: 1 S: 13	H: 2 LOB: 2 BB: 0 P: 18	R: 0 H: 0 E: 0 K: 0 S: 7	H: 0 LOB: 0 BB: 0 P: 12	R: 0 H: 0 E: 0 K: 0 S: 10	H: 0 LOB: 0 BB: 0 P: 15	1B: 5 2B: 0 3B: 0 HR: 0	SF: 0 SAC: 0 DP: 0 HBP: 0	WP: 0 PB: 0 SB: 0 CS: 0	PA: 33							
PITCHER	IP	WLS	BF	H	R	ER	SO	BB	IBB	HBP	BLK	WP	HR	S	P	ERA	WHIP										
15 Ben Sheets, R ERA: 2.26 Luis Vizcaino, R ERA: 2.93	8.0	W	30	5	0	0	8	1	0	0	0	0	0	82	116	0.00	0.750										
	1.0		3	0	0	0	0	0	0	0	0	0	0	10	15	0.00	0.000										

Cincinnati Reds @ Milwaukee Brewers
 Miller Park, Milwaukee, WI
 Sat Jul 10 2004, 6:05 PM CDT
 Att: 43,568 - Sunny - 72 F

AB 32
 R 0
 H 5
 RBI 0
 BB 1
 SO 8
 LOB 13

Batter	1	2	3	4	5	6	7	8	9	AB	R	H	RBI	BB	SO	LOB	BOTTOM										
Scott Podsednik, L OBP: 0.328, SLG: 0.401			G4-3 G5-3 BB					P2		3	1	0	0	1	1	2	Cincinnati Reds @ Milwaukee Brewers Miller Park, Milwaukee, WI Sat Jul 10 2004, 6:05 PM CDT Att: 43,568 - Sunny - 72 F										
Craig Counsell, L OBP: 0.358, SLG: 0.355			G4-3					G4-5-3 1B		4	0	1	0	0	1	1											
Geoff Jenkins, L OBP: 0.311, SLG: 0.434			G5-3					G4-5-3 1-2		4	0	0	1	0	1	1											
Lyle Overbay, L OBP: 0.403, SLG: 0.540										3	2	1	0	1	1	0											
Keith Ginter, R OBP: 0.325, SLG: 0.442										4	1	1	0	0	2	2											
Brady Clark, R OBP: 0.347, SLG: 0.364										4	1	2	1	0	1	2											
2 Bill Hall, R OBP: 0.289, SLG: 0.399										2	0	1	1	2	0	1											
Chad Moeller, R OBP: 0.303, SLG: 0.361										3	0	0	1	1	0	3											
15 Ben Sheets, R OBP: 0.118, SLG: 0.063 Luis Vizcaino, R ERA: 5.92										3	0	1	0	0	0	3											
										0	0	0	0	0	0	0											
Inning Stats	R: 0 H: 0 E: 0 K: 2 S: 7	H: 0 LOB: 0 BB: 0 P: 8	R: 1 H: 2 E: 0 K: 1 S: 11	H: 2 LOB: 2 BB: 1 P: 24	R: 1 H: 0 E: 0 K: 0 S: 7	H: 0 LOB: 0 BB: 1 P: 17	R: 1 H: 2 E: 0 K: 1 S: 13	H: 2 LOB: 2 BB: 1 P: 24	R: 0 H: 0 E: 0 K: 0 S: 5	H: 0 LOB: 0 BB: 0 P: 9	R: 1 H: 1 E: 0 K: 0 S: 11	H: 1 LOB: 1 BB: 1 P: 20	R: 0 H: 1 E: 0 K: 0 S: 5	H: 1 LOB: 0 BB: 0 P: 12	R: 1 H: 1 E: 0 K: 2 S: 16	H: 1 LOB: 1 BB: 1 P: 23	1B: 3 2B: 3 3B: 1 HR: 0	SF: 0 SAC: 0 DP: 1 HBP: 0	WP: 0 PB: 1 SB: 4 CS: 1	PA: 35							
PITCHER	IP	WLS	BF	H	R	ER	SO	BB	IBB	HBP	BLK	WP	HR	S	P	ERA	WHIP										
Cory Lidle, R ERA: 4.82 Phil Norton, L ERA: 5.92 Todd Van Poppel, R ERA: 5.79	6.0	L	27	5	4	3	5	3	1	0	0	0	0	56	102	4.50	1.333										
	1.0		4	1	1	1	0	1	0	0	0	0	0	5	16	9.00	2.000										
	1.0		4	1	0	0	2	0	0	0	0	0	0	16	19	0.00	1.000										

Cincinnati Reds @ Milwaukee Brewers
 Miller Park, Milwaukee, WI
 Sat Jul 10 2004, 6:05 PM CDT
 Att: 43,568 - Sunny - 72 F

AB 30
 R 5
 H 7
 RBI 4
 BB 5
 SO 7
 LOB 15

Batter	1	2	3	4	5	6	7	8	9	AB	R	H	RBI	BB	SO	LOB	TOP		
Tony Womack, L (1.4) OBP: 0.361, SLG: 0.423	G4-3		G5-3		F8	F7				5	0	1	0	0	0	2			
Edgar Renteria, R (1.6) OBP: 0.337, SLG: 0.416	G6-3 1B			5 HR 1B				5 F9 27 HR 2B	L4	5	2	4	0	0	0	1			
5 Albert Pujols, R (1.3) OBP: 0.396, SLG: 0.603	G6-3 1-2			1-H HR	F8			F9	P4	5	1	1	2	0	0	4			
27 Scott Rolen, R (1.5) OBP: 0.412, SLG: 0.602		G4-3			K	G1-3			K	5	1	1	2	0	2	2			
Reggie Sanders, R (1.9) OBP: 0.298, SLG: 0.476										2	1	0	0	2	0	0			
15 Jim Edmonds, L (1.8) OBP: 0.389, SLG: 0.587		BB			G3-1					3	1	0	0	1	1	2			
So Taguchi, R (1.7) OBP: 0.294, SLG: 0.354										4	1	1	1	0	0	2			
Mike Matheny, R (1.2) OBP: 0.296, SLG: 0.360										4	0	2	1	0	0	0			
Matt Morris, R (1.1) Steve Kline, S (7.1) Marlon Anderson, L (6.9) Ray King, L (8.1) Julian Tavaraz, L (8.1) 44 Jason Istringhausen, R (9.1) OBP: 0.300, SLG: 0.330										3	0	1	1	0	1	1			
Inning Stats	R: 0 E: 0 K: 0 S: 10	H: 1 LOB: 0 BB: 0 P: 13	R: 0 E: 0 K: 0 S: 4	H: 0 LOB: 1 BB: 1 P: 10	R: 0 E: 0 K: 0 S: 8	H: 0 LOB: 0 BB: 0 P: 11	R: 4 E: 0 K: 2 S: 21	H: 4 LOB: 1 BB: 1 P: 36	R: 0 E: 0 K: 0 S: 9	H: 1 LOB: 2 BB: 0 P: 16	R: 2 E: 0 K: 1 S: 9	H: 2 LOB: 0 BB: 0 P: 12	R: 0 E: 0 K: 0 S: 7	H: 0 LOB: 0 BB: 0 P: 13	R: 0 E: 0 K: 0 S: 11	H: 1 LOB: 1 BB: 0 P: 19	1B: 7 2B: 2 3B: 0 HR: 2	SF: 0 SAC: 0 DP: 1 HBP: 0	WP: 0 PA: 40 PB: 0 SB: 1 CS: 0
PITCHER	IP WLS BF H R ER SO BB IBB HBP BLK WP HR S P ERA WHIP																		
Jesus Sanchez, L (1.1) ERA: 7.53	4.0 L 18 5 4 4 2 2 0 0 0 0 0 1 43 70 9.00 1.750																		
Ryan Wagner, R (5.1) ERA: 5.79	2.0 10 3 1 1 0 1 0 0 0 0 0 0 23 39 4.50 2.000																		
John Riedling, R (7.1) ERA: 4.1	1.0 5 2 2 2 1 0 0 0 0 0 0 1 9 12 18.00 2.000																		
Phil Norton, L (8.1) ERA: 5.66	1.0 3 0 0 0 0 0 0 0 0 0 0 0 7 13 0.00 0.000																		
Todd Van Poppel, R (9.1) ERA: 5.7	1.0 4 1 0 0 1 0 0 0 0 0 0 0 11 19 0.00 1.000																		

St. Louis Cardinals @ Cincinnati Reds
Great American Ball Park, Cincinnati, OH

Thu Jul 15 2004, 7:10 PM EDT
Att: 31,961 - Cloudy - 82 F



AB	37
R	7
H	11
RBI	7
BB	3
SO	4
LOB	14

Batter	1	2	3	4	5	6	7	8	9	AB	R	H	RBI	BB	SO	LOB	BOTTOM				
6 Ryan Freel, R (1.8) OBP: 0.381, SLG: 0.368	S E 1B	G1-3								5	1	2	0	0	0	2					
Barry Larkin, R (1.6) OBP: 0.341, SLG: 0.399	E1 FC5 1-H 1B		K							5	0	1	0	0	2	2					
Sean Casey, L (1.3) OBP: 0.396, SLG: 0.596	K		G4-3							5	0	0	0	0	1	3					
Adam Dunn, L (1.7) OBP: 0.408, SLG: 0.568	P5									4	0	2	0	0	1	1					
D'Angelo Jimenez, S (1.4) OBP: 0.374, SLG: 0.387			G3-4-1							3	1	2	0	1	0	1					
Wily Mo Peña, R (1.9) OBP: 0.324, SLG: 0.503	FC5									4	0	3	0	0	0	2					
Jason LaRue, R (1.2) OBP: 0.317, SLG: 0.393										4	0	1	0	0	1	6					
Brandon Larson, R (1.5) OBP: 0.301, SLG: 0.342										4	0	0	1	0	1	6					
Jesus Sanchez, L (1.1) Jacob Cruz, L (4.9) Ryan Wagner, R (5.1) Javier Valentin, S (6.9) John Riedling, R (7.1) Phil Norton, R (8.1) Todd Van Poppel, R (9.1) John Vander Wal, L (9.9) OBP: 0.300, SLG: 0.330										0	0	0	0	0	0	0					
Inning Stats	R: 1 E: 1 K: 1 S: 16	H: 2 LOB: 2 BB: 1 P: 31	R: 0 E: 0 K: 1 S: 10	H: 1 LOB: 1 BB: 0 P: 15	R: 0 E: 0 K: 1 S: 8	H: 1 LOB: 1 BB: 0 P: 13	R: 0 E: 0 K: 0 S: 9	H: 1 LOB: 0 BB: 0 P: 15	R: 0 E: 0 K: 0 S: 9	H: 0 LOB: 0 BB: 0 P: 15	R: 1 E: 0 K: 1 S: 16	H: 3 LOB: 2 BB: 0 P: 24	R: 0 E: 0 K: 1 S: 8	H: 1 LOB: 0 BB: 0 P: 13	R: 0 E: 0 K: 2 S: 9	H: 2 LOB: 2 BB: 0 P: 12	R: 0 E: 0 K: 0 S: 11	H: 0 LOB: 1 BB: 1 P: 16	1B: 9 2B: 3 3B: 0 HR: 0	SF: 0 SAC: 1 DP: 1 HBP: 0	WP: 0 PA: 39 PB: 0 SB: 1 CS: 0
PITCHER	IP WLS BF H R ER SO BB IBB HBP BLK WP HR S P ERA WHIP																				
Matt Morris, R (1.1) ERA: 4.2	6.0 W 27 8 2 1 4 1 0 0 0 0 0 0 0 8 13 0.00 1.000																				
Steve Kline, L (7.1) ERA: 1.91	1.0 3 1 0 0 1 0 0 0 0 0 0 0 4 5 0.00 3.000																				
Ray King, L (8.1) ERA: 1.99	0.1 2 1 0 0 1 0 0 0 0 0 0 0 4 5 0.00 3.000																				
Julian Tavaraz, R (8.1) ERA: 3.0	0.2 3 1 0 0 1 0 0 0 0 0 0 0 5 7 1.500 1.500																				
44 Jason Istringhausen, R (9.1) ERA: 2.76	1.0 4 0 0 0 0 1 0 0 0 0 0 0 11 16 0.00 1.000																				

St. Louis Cardinals @ Cincinnati Reds
Great American Ball Park, Cincinnati, OH

Thu Jul 15 2004, 7:10 PM EDT
Att: 31,961 - Cloudy - 82 F

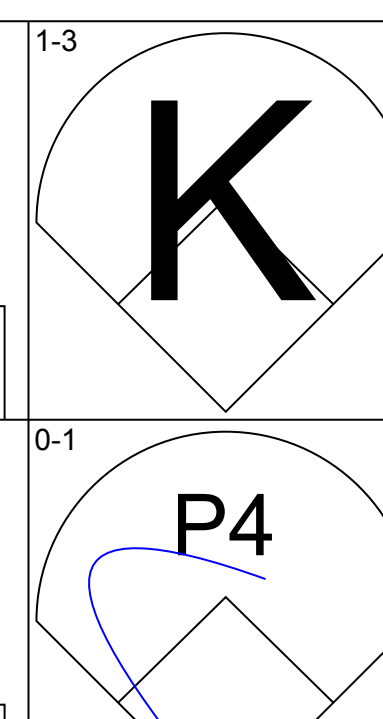
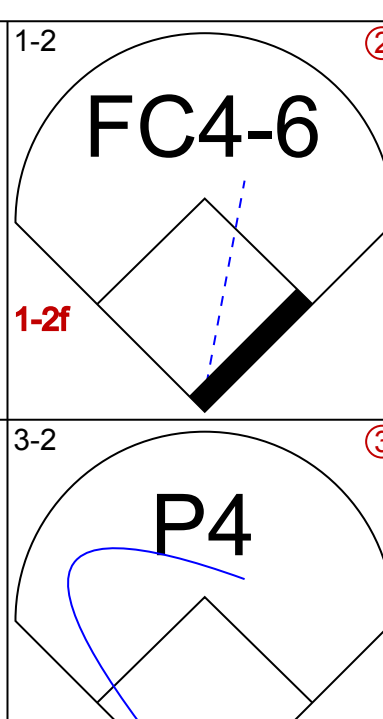
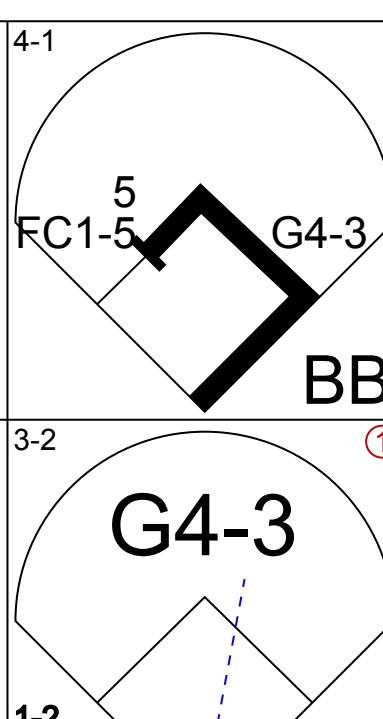
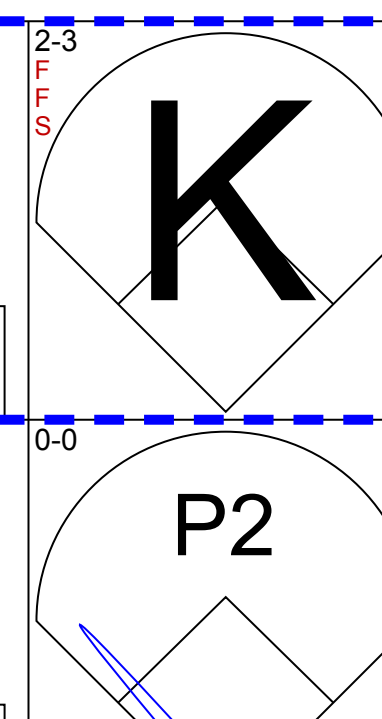
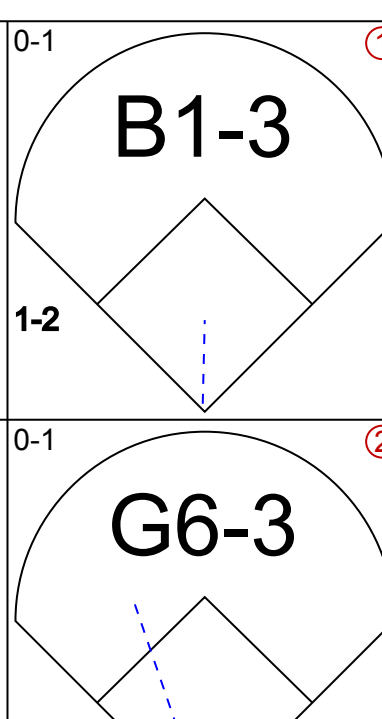

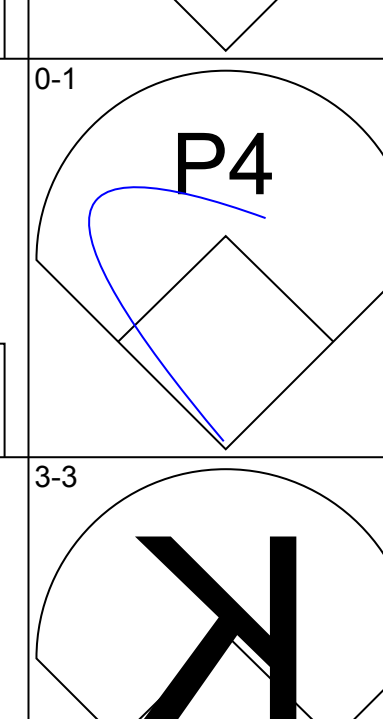
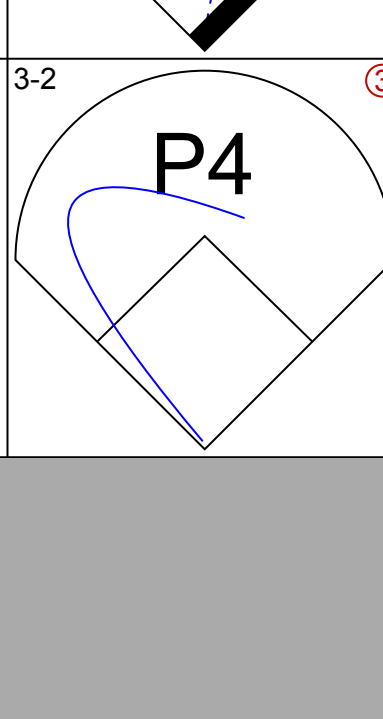
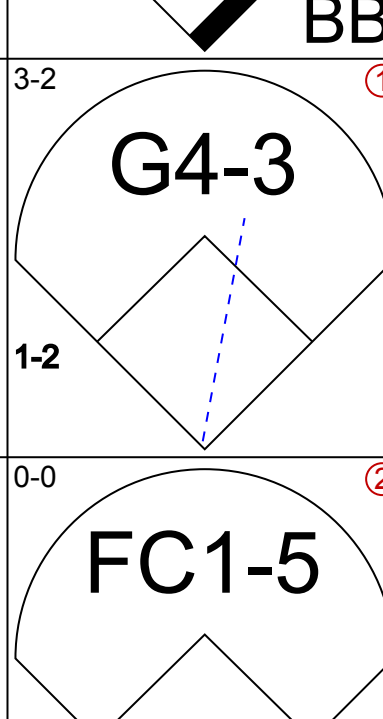
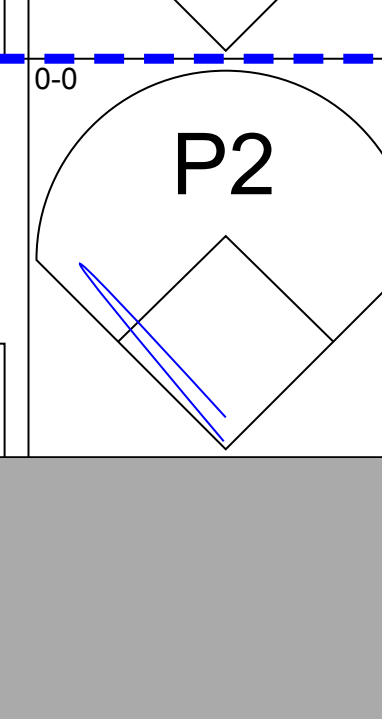
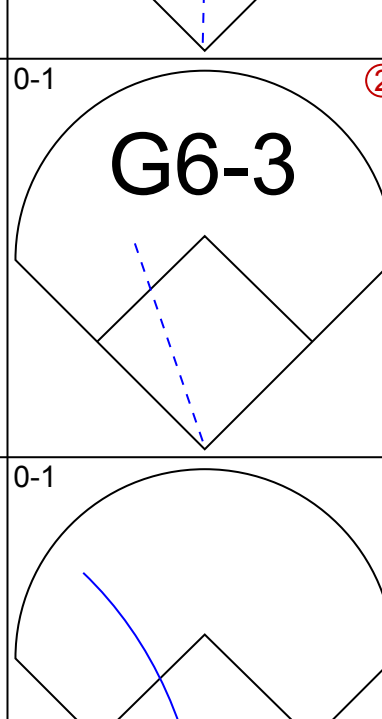
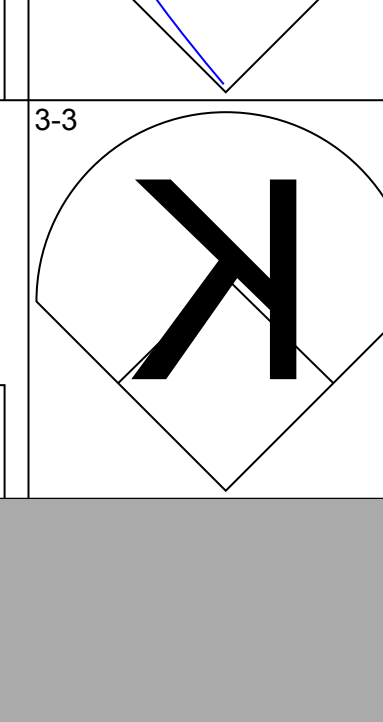
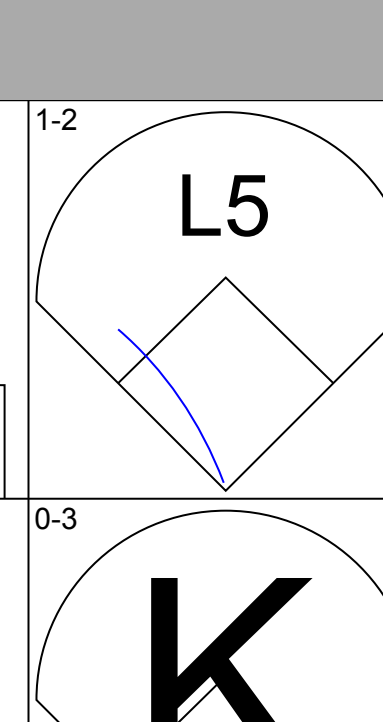
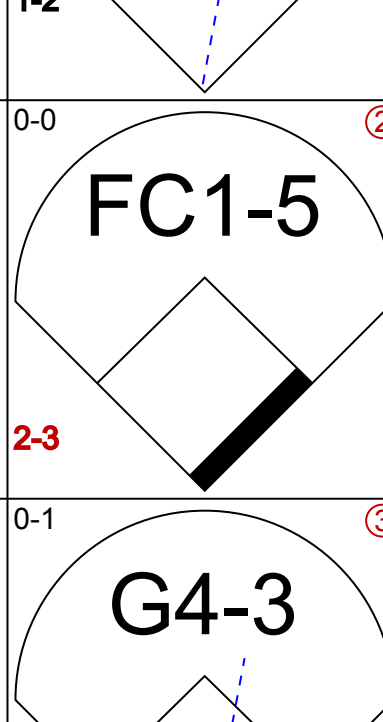
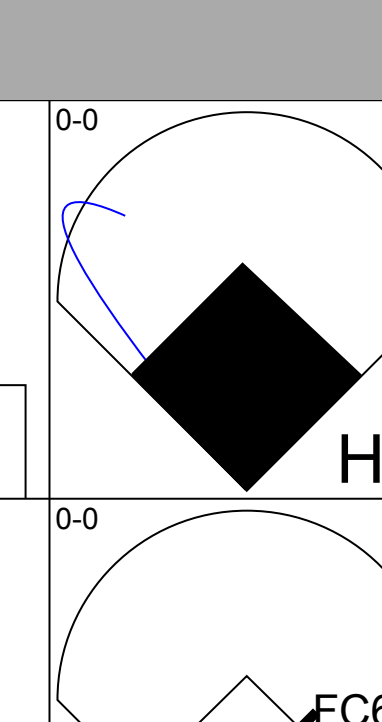
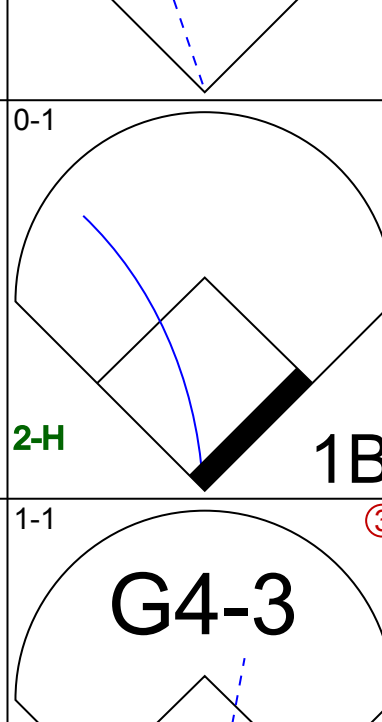
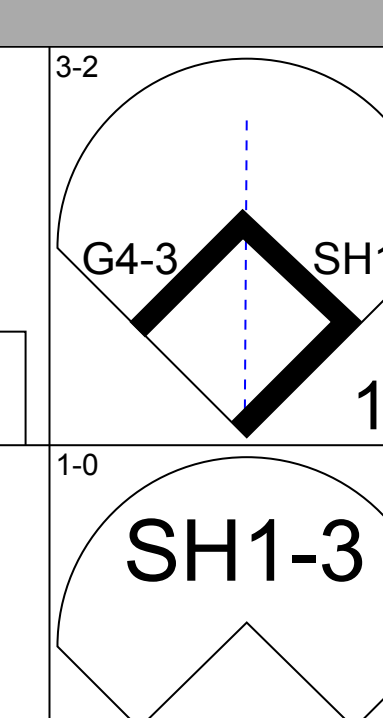
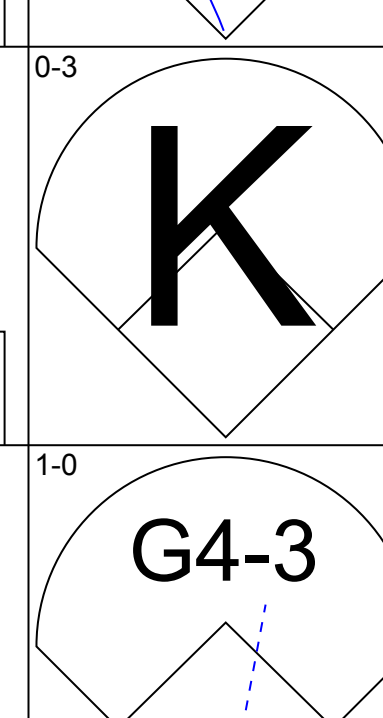
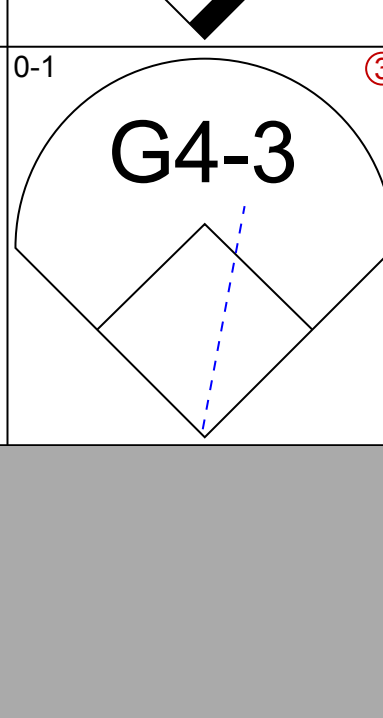
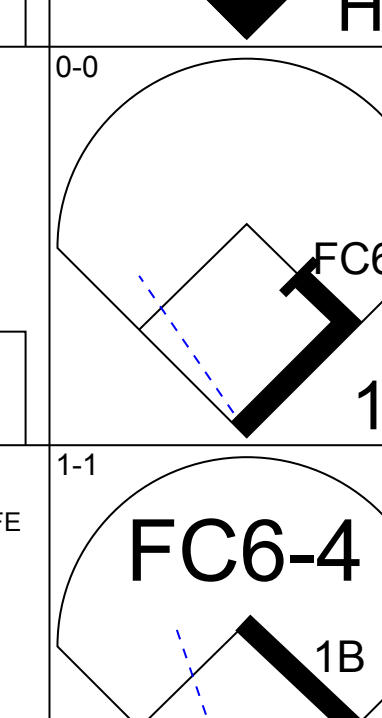
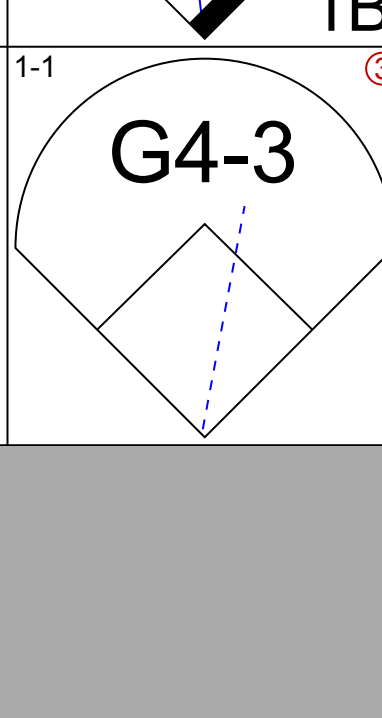
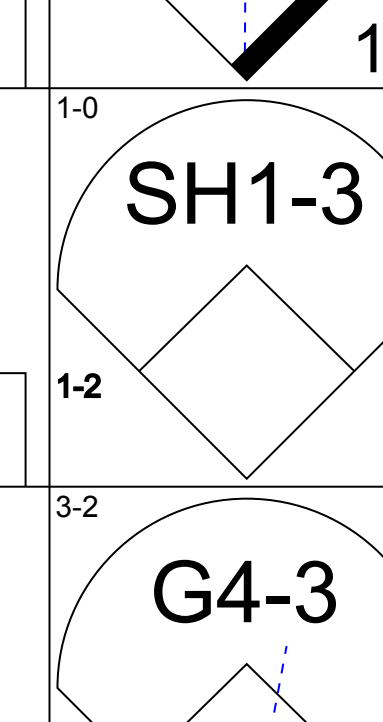
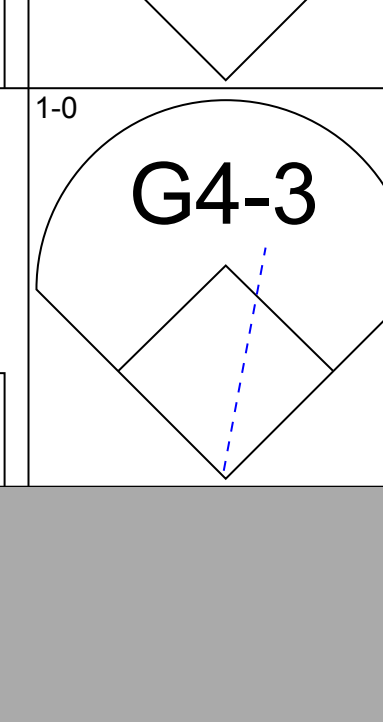
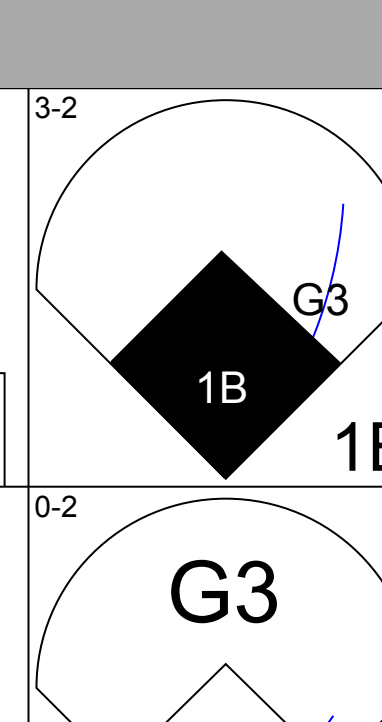
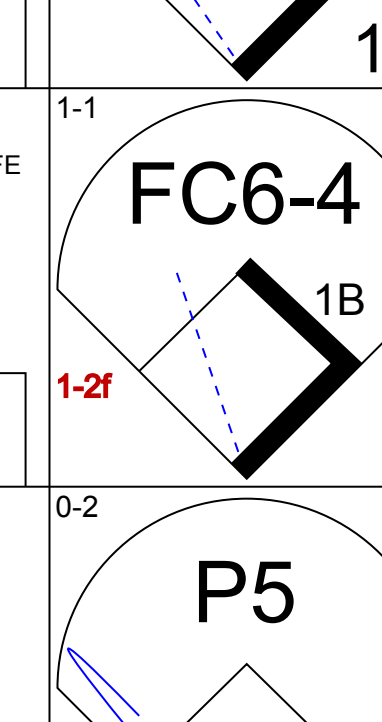

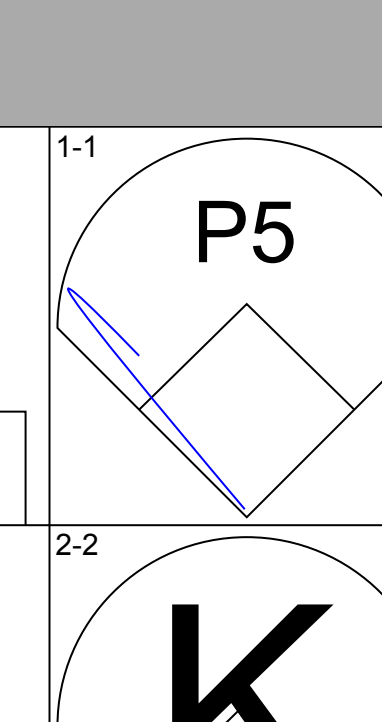
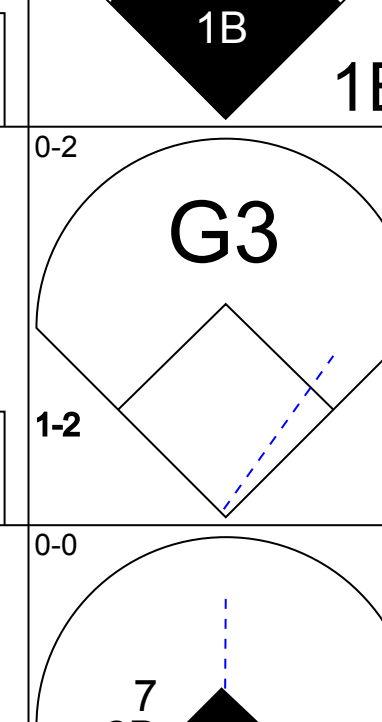
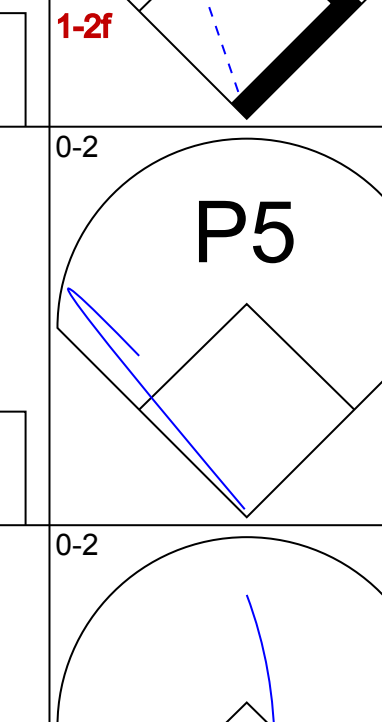

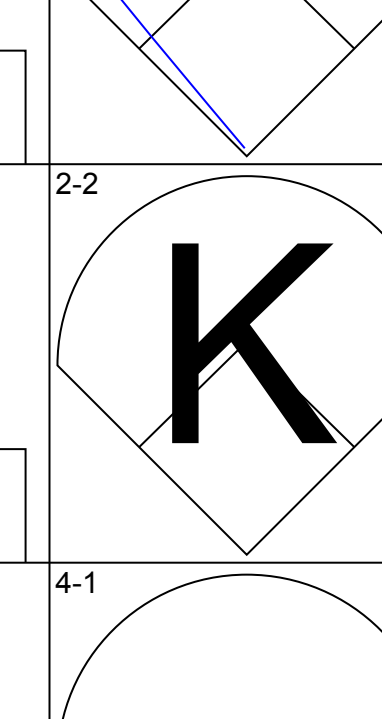
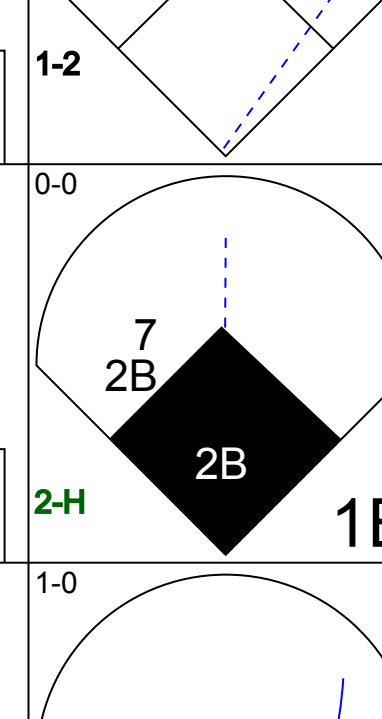
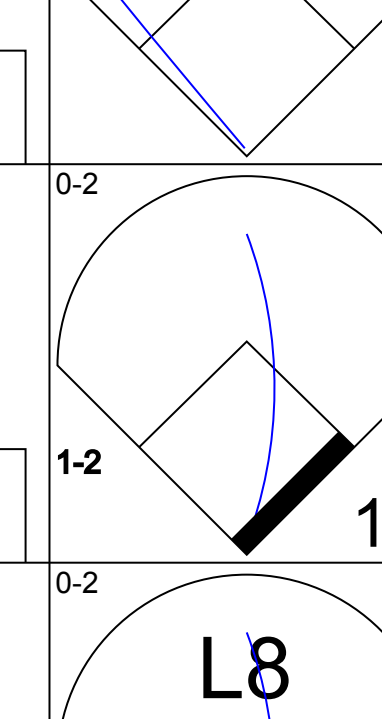
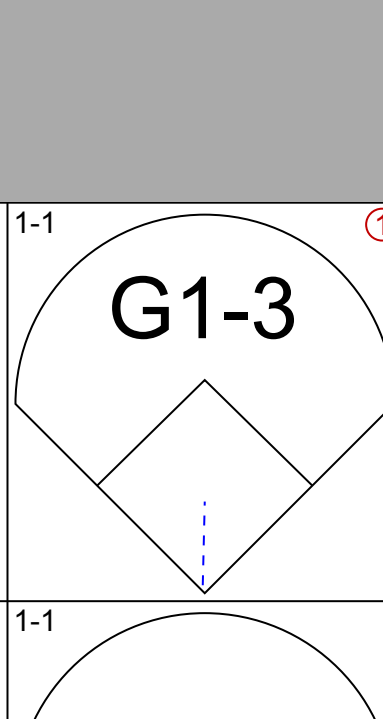
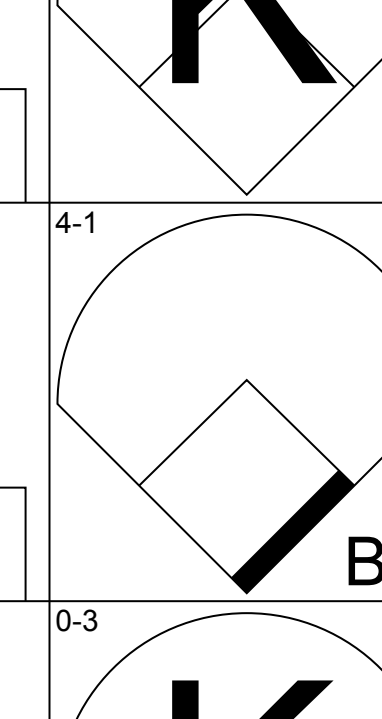
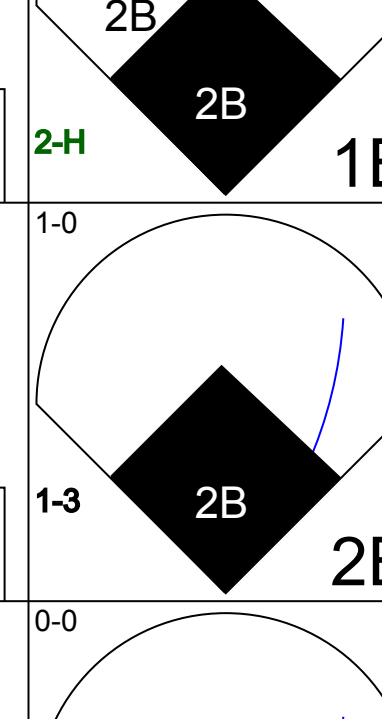
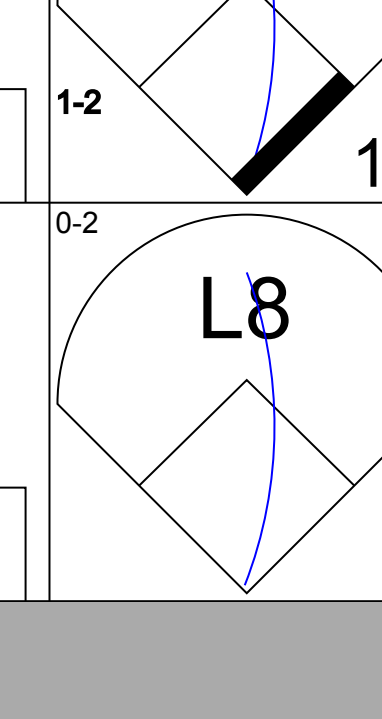
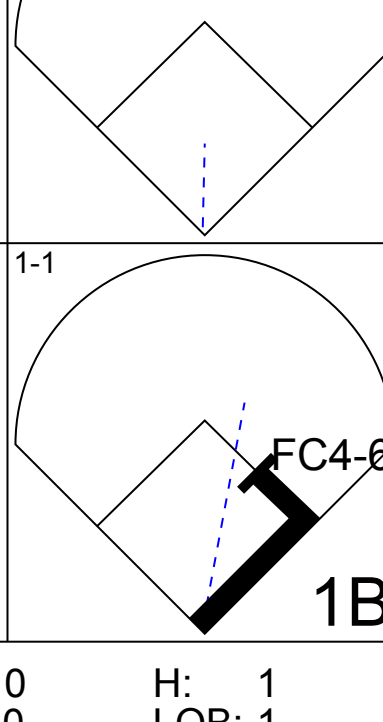
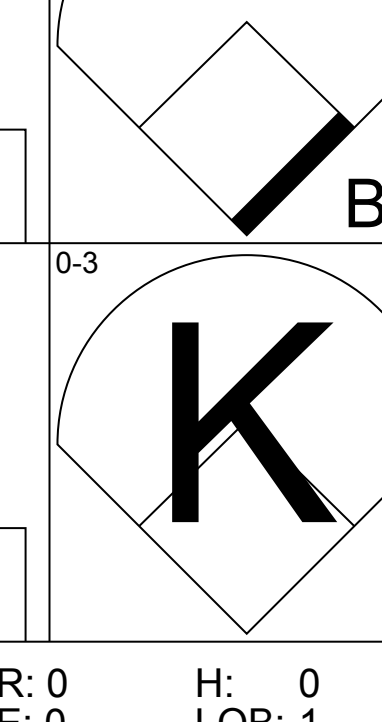
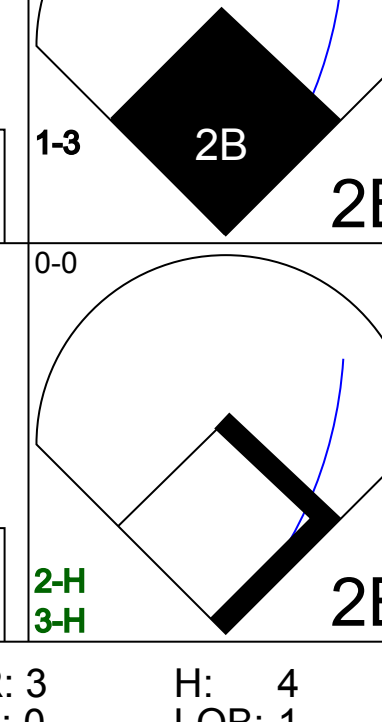
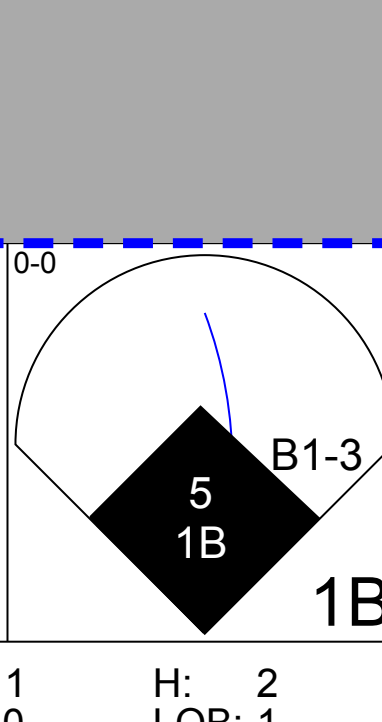


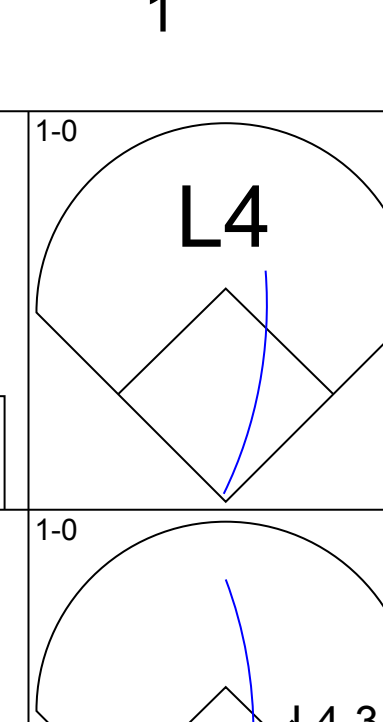
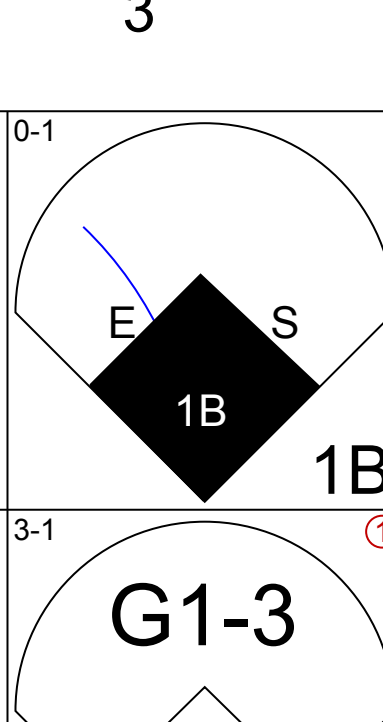
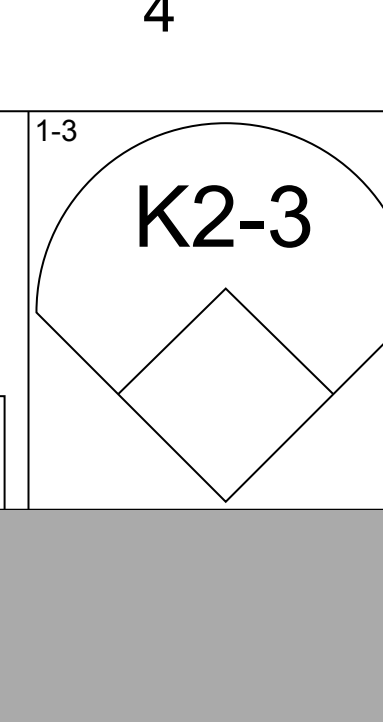
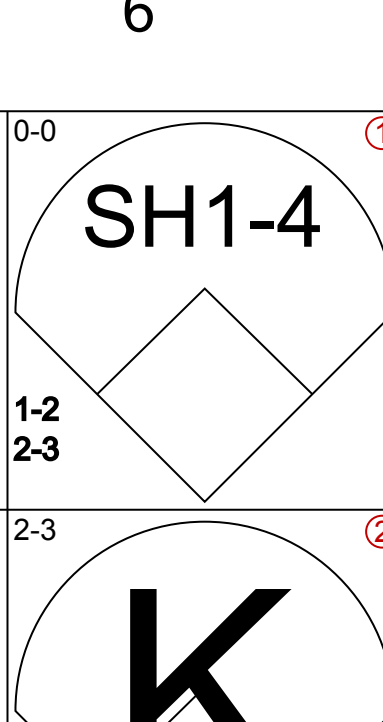
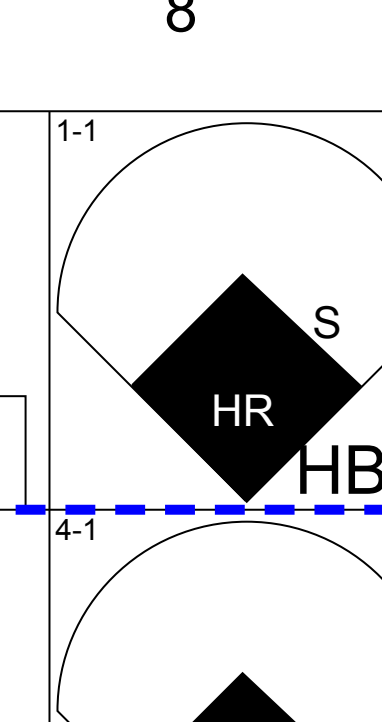

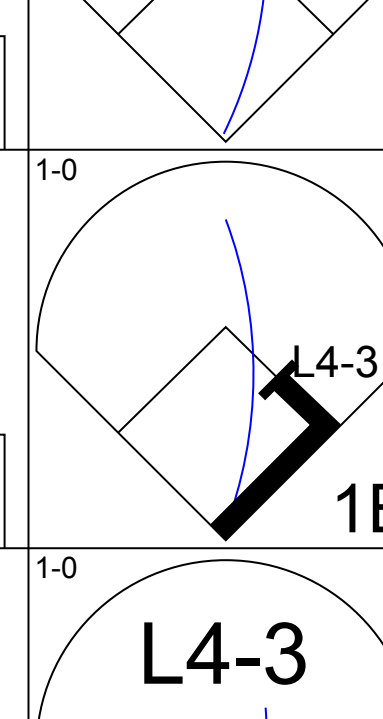
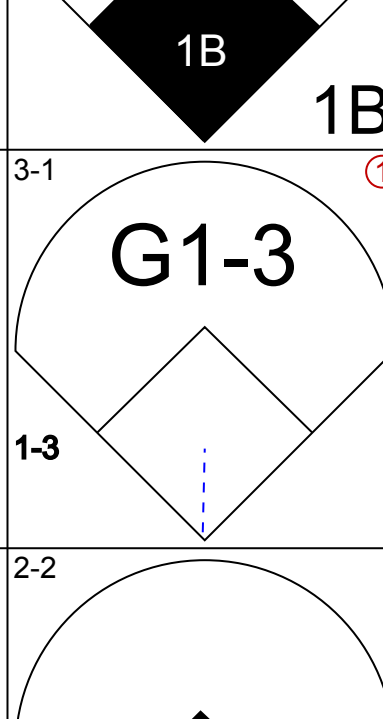
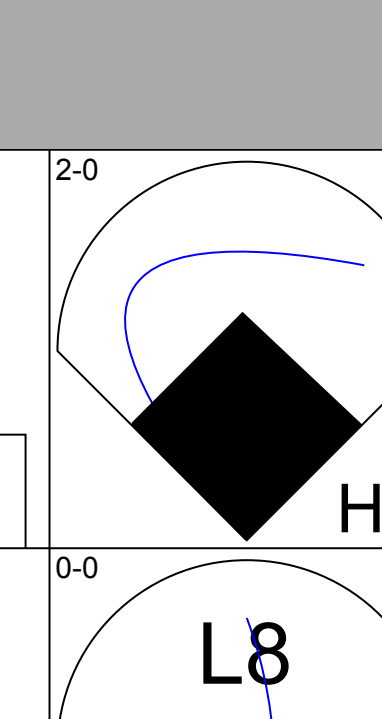
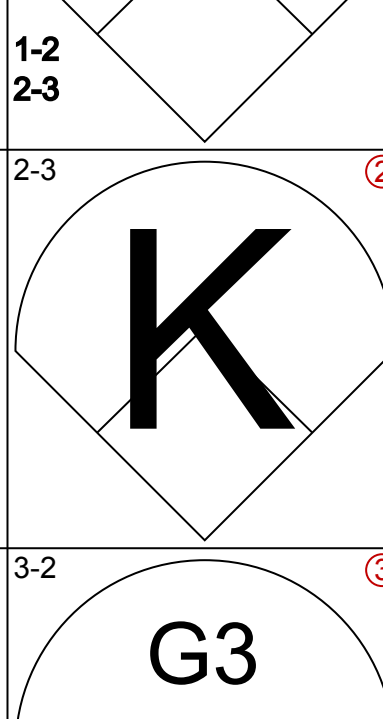
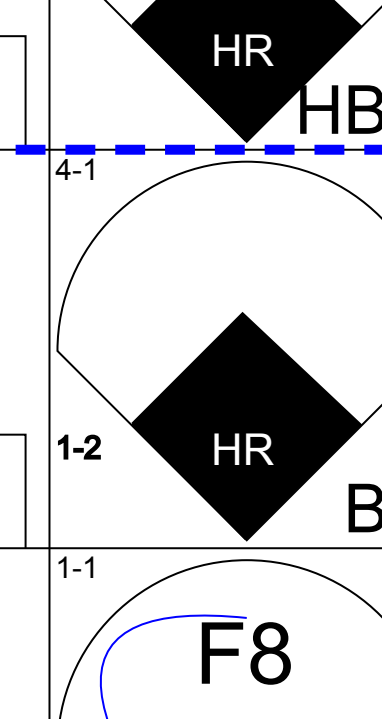
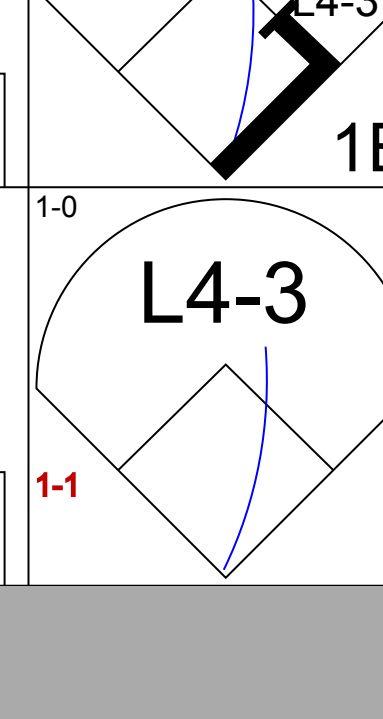
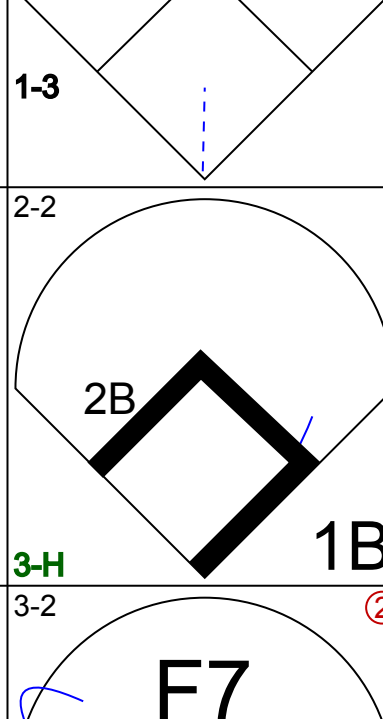
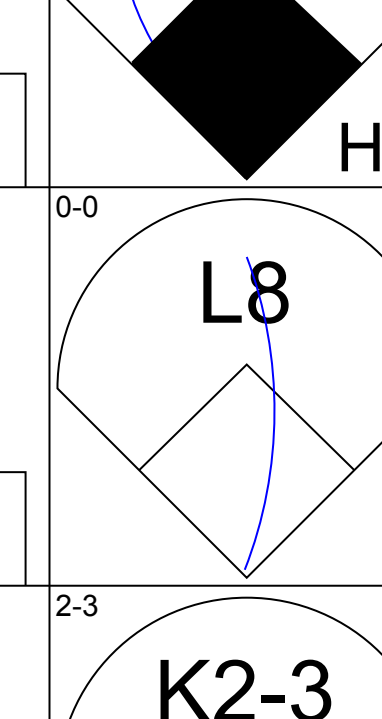
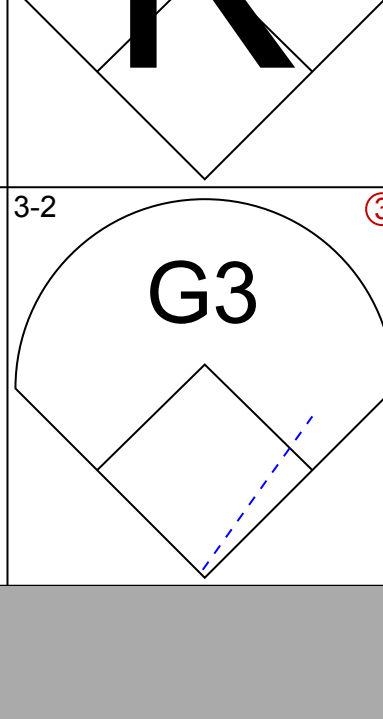
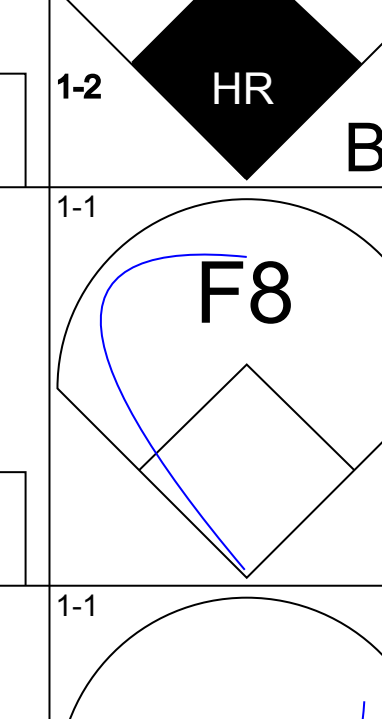
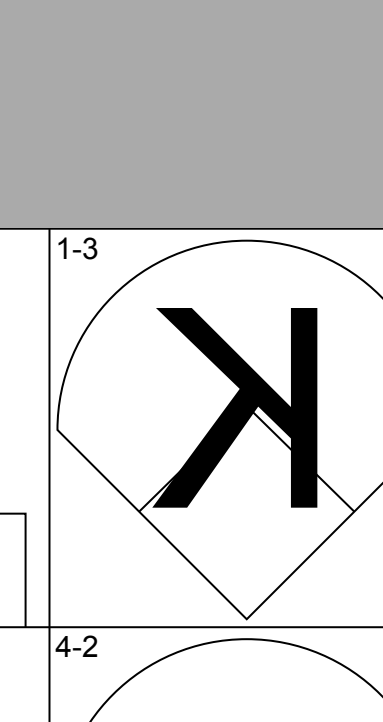
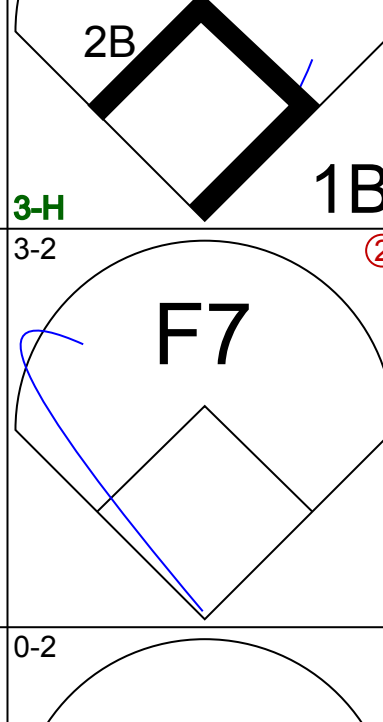
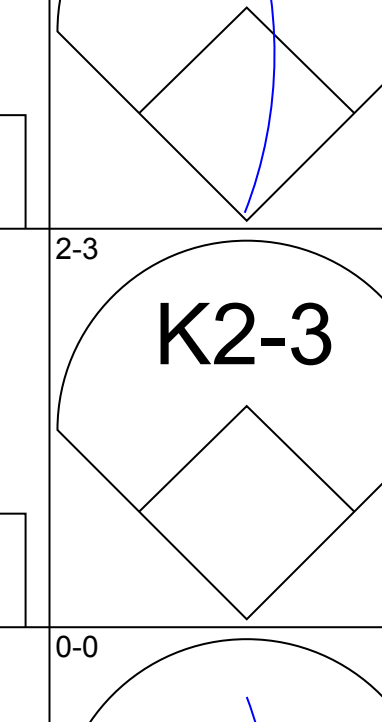
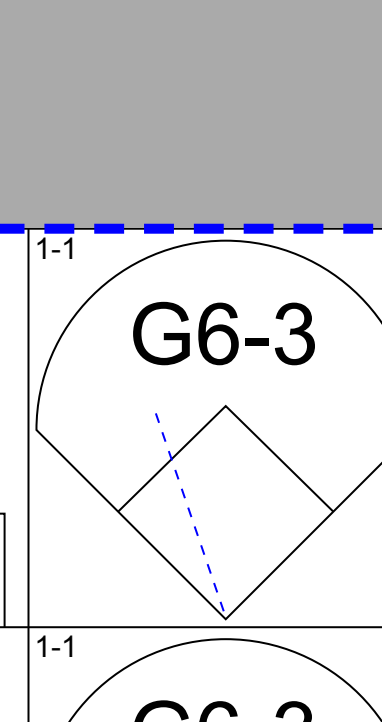
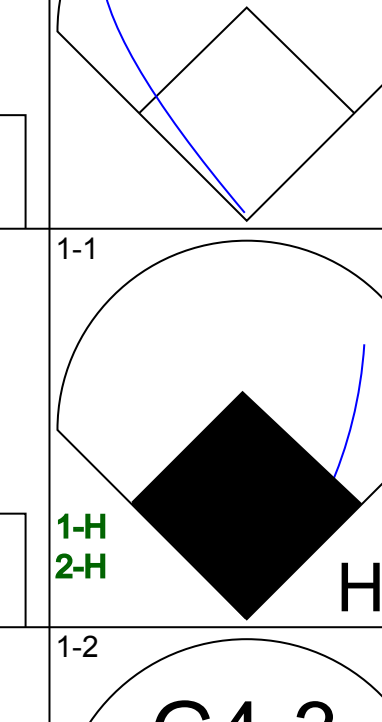
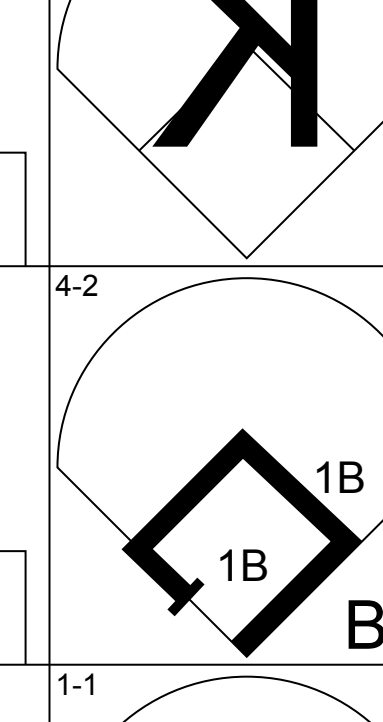
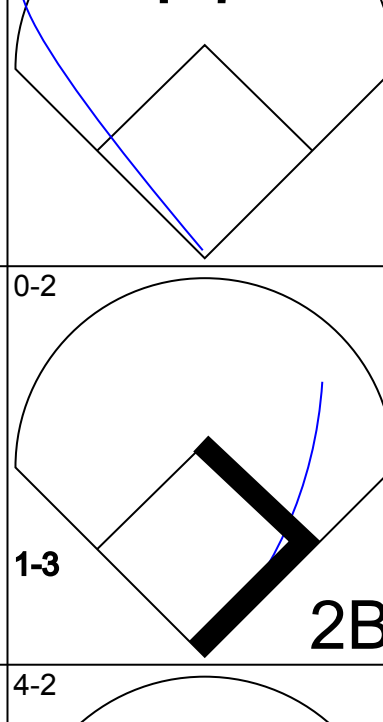
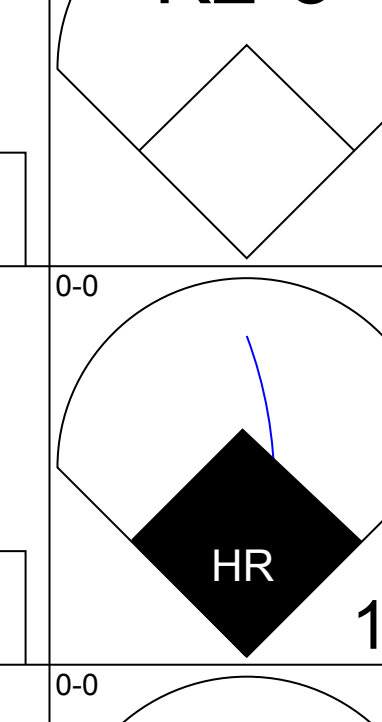
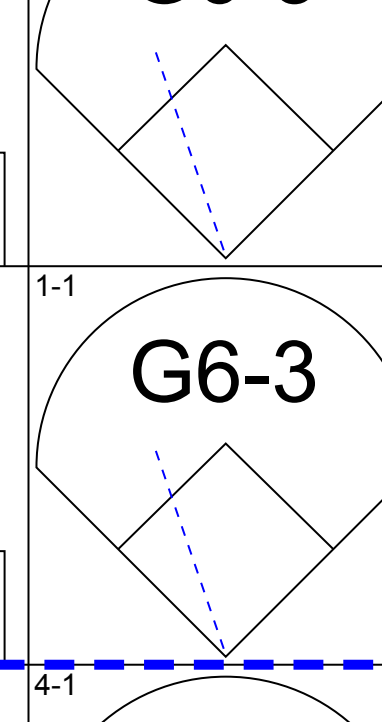
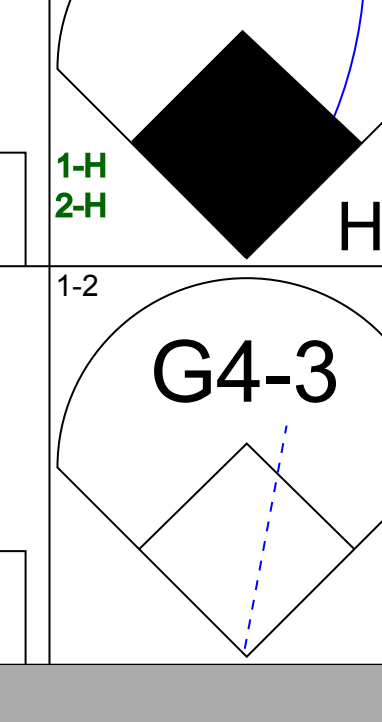
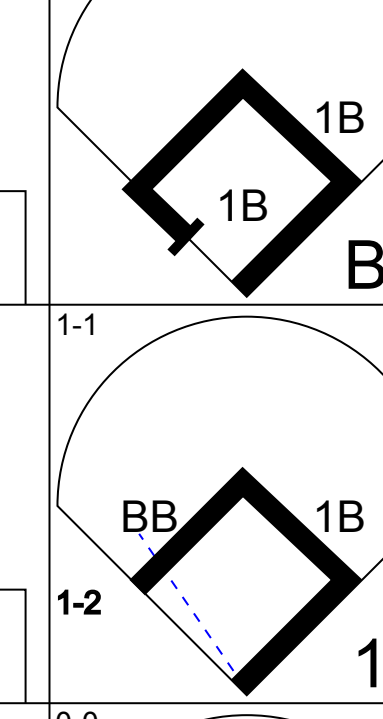
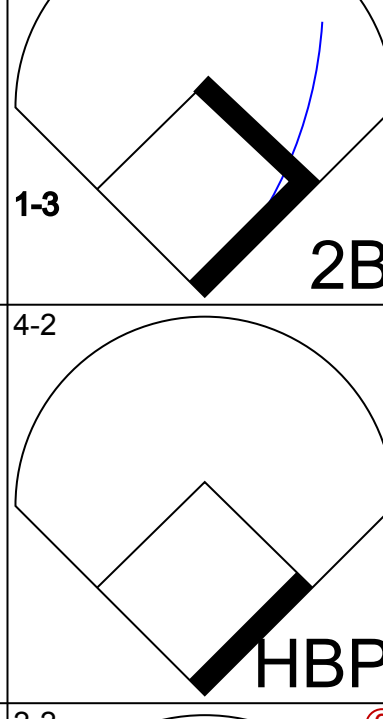
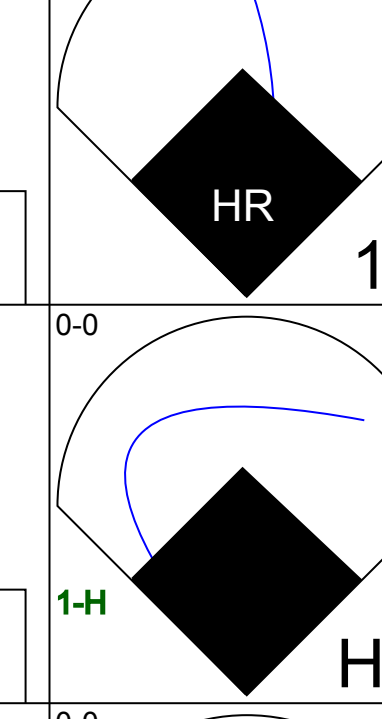
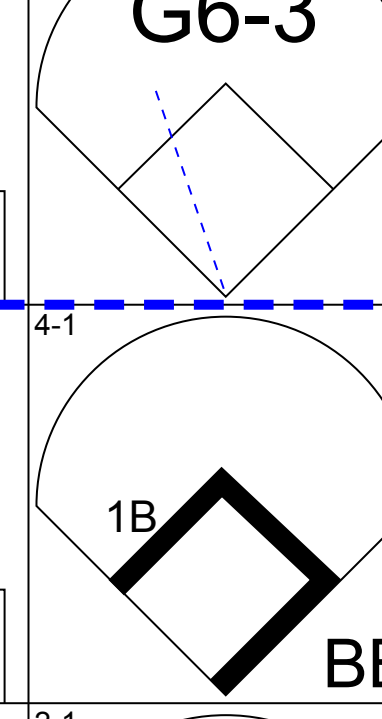
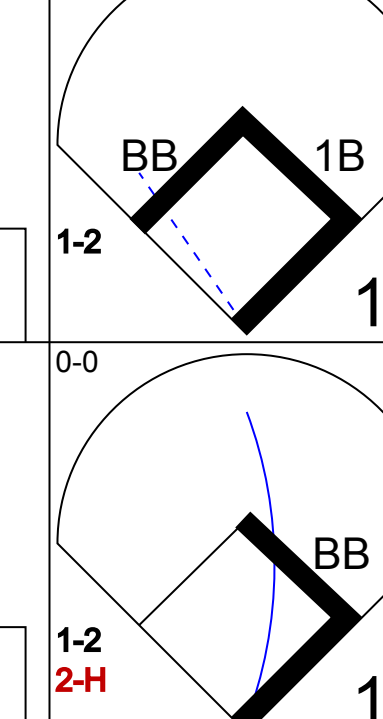
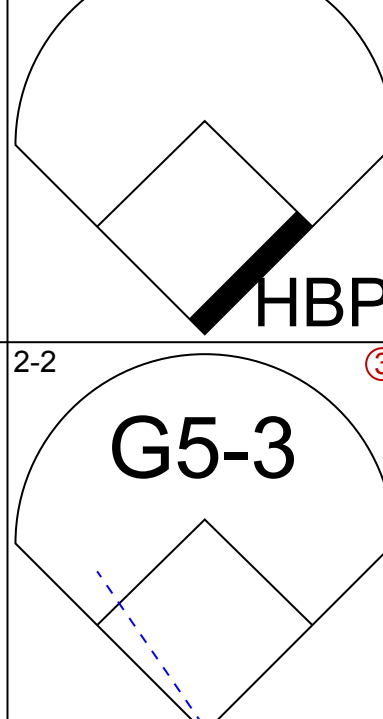
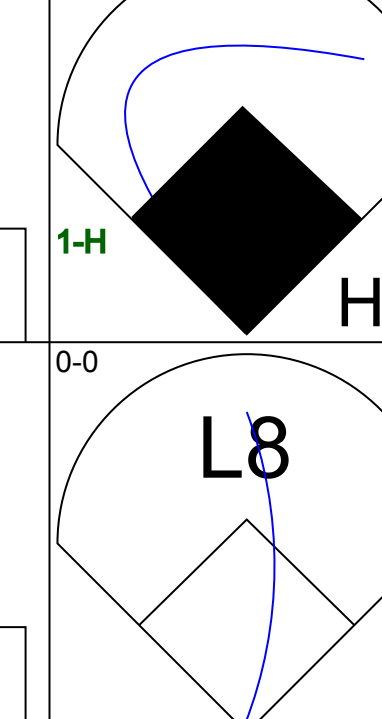
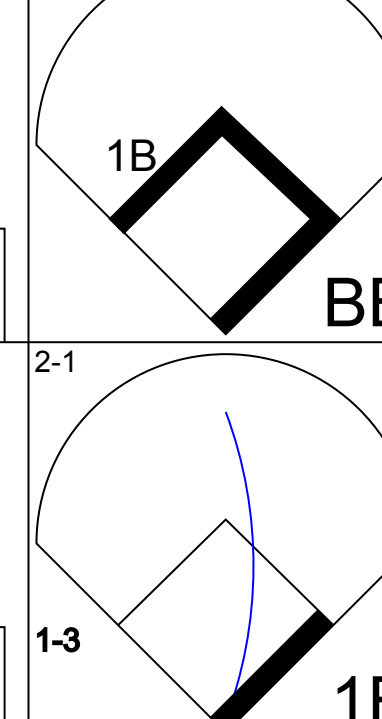
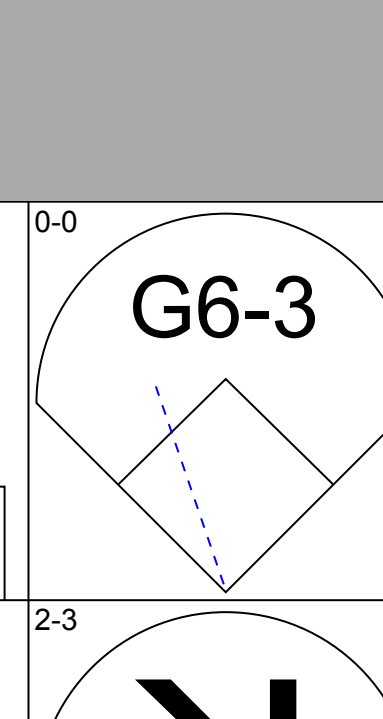
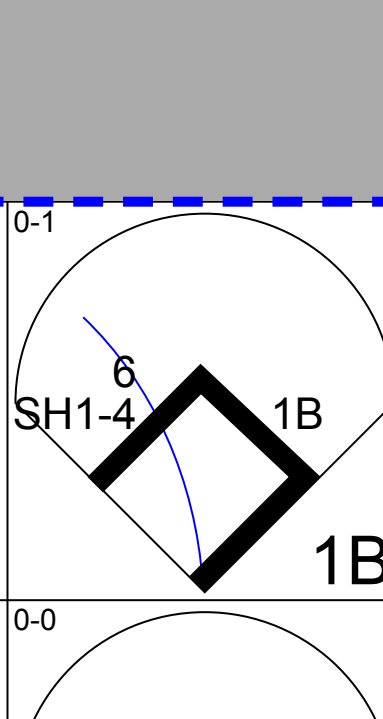
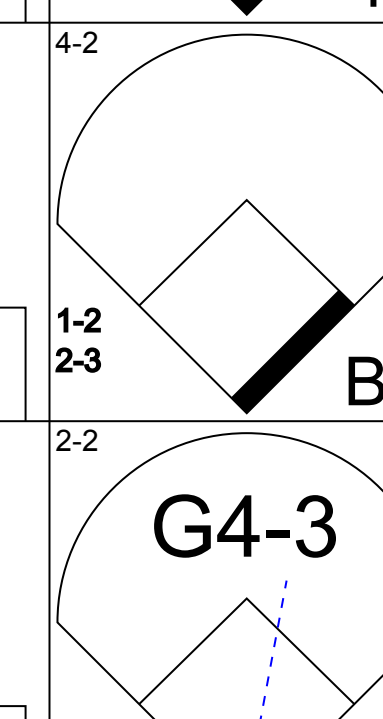
AB	36
R	2
H	11
RBI	1
BB	2
SO	7
LOB	26

Batter	1	2	3	4	5	6	7	8	9	AB	R	H	RBI	BB	SO	LOB	TOP					
Tony Womack, L OBP: 0.356, SLG: 0.416 (1, 4)	F9		G4-3		FC4-6 5 1B		FC6-4	G4-3		5	1	0	0	0	0	3	St. Louis Cardinals @ Cincinnati Reds Great American Ball Park, Cincinnati, OH Fri Jul 16 2004, 7:10 PM EDT Att: 39,140 - Cloudy - 83 F					
Edgar Renteria, R OBP: 0.336, SLG: 0.415 (1, 6)			G6-3					K	K	5	0	2	0	0	2	0						
5 Albert Pujols, R OBP: 0.402, SLG: 0.606 (1, 3)									G4-3	5	2	4	1	0	0	0						
27 Scott Rolen, R OBP: 0.409, SLG: 0.594 (1, 5)										4	1	0	0	1	2	3						
15 Jim Edmonds, L OBP: 0.387, SLG: 0.586 (1, 8)										4	0	1	1	0	1	4						
John Mabry, L OBP: 0.350, SLG: 0.456 (1, 7)										3	1	0	0	1	0	1						
Reggie Sanders, R OBP: 0.298, SLG: 0.472 (1, 9)										4	1	1	2	0	0	1						
4 Yadier Molina, R OBP: 0.361, SLG: 0.306 (8, PH)										3	0	2	0	0	0	0						
Marlon Anderson, L OBP: 0.210, SLG: 0.441 (8, 2)										1	1	1	3	0	0	0						
Mike Matheny, R OBP: 0.296, SLG: 0.360 (1, 1)										0	0	0	0	0	0	0						
Woody Williams, R OBP: 0.206, SLG: 0.273 (7, PH)										2	0	0	0	0	1	1						
Ray Lankford, L OBP: 0.262, SLG: 0.430 (7, 1)										1	0	0	0	0	0	0						
Kiko Calero, R OBP: 0.271, SLG: 0.388 (8, PH)										1	0	1	0	0	0	0						
7 Hector Luna, R OBP: 0.170, SLG: 0.338 (8, 1)										0	0	0	0	0	0	0						
Steve Kline, L OBP: 0.187, SLG: 0.300 (8, 1)										0	0	0	0	0	0	0						
Julian Tavarez, L OBP: 0.150, SLG: 0.300 (9, 1)										0	0	0	0	0	0	0						
44 Jason Istringhausen, R OBP: 0.000, SLG: 0.000 (9, 1)										0	0	0	0	0	0	0						
Inning Stats	R: 0 E: 0 K: 1 S: 15	H: 2 LOB: 2 BB: 0 P: 23	R: 0 E: 0 K: 0 S: 8	H: 0 LOB: 0 BB: 0 P: 10	R: 0 E: 0 K: 1 S: 11	H: 0 LOB: 0 BB: 0 P: 13	R: 1 E: 0 K: 0 S: 13	H: 2 LOB: 1 BB: 0 P: 24	R: 1 E: 0 K: 0 S: 9	H: 3 LOB: 2 BB: 0 P: 15	R: 0 E: 0 K: 1 S: 6	H: 0 LOB: 0 BB: 0 P: 7	R: 0 E: 0 K: 0 S: 7	H: 1 LOB: 1 BB: 0 P: 7	R: 5 E: 0 K: 2 S: 19	H: 4 LOB: 1 BB: 2 P: 37	R: 0 E: 0 K: 1 S: 8	H: 0 LOB: 0 BB: 0 P: 10	1B: 10 2B: 1 3B: 0 HR: 1	SF: 0 SAC: 0 DP: 0 HBP: 0	WP: 0 PB: 1 SB: 0 CS: 0	PA: 40
PITCHER	IP	WLS	BF	H	R	ER	SO	BB	IBB	HBP	BLK	WP	HR	S	P	ERA	WHIP					
Paul Wilson, R ERA: 3.59 (1, 1)	7.0		28	8	2	2	3	0	0	0	0	0	0	69	99	2.57	1.143					
Todd Jones, R ERA: 3.51 (8, 1)	0.2	H	5	1	3	3	2	2	0	0	0	0	0	11	23	40.50	4.500					
Danny Graves, R ERA: 3.0 (8, 1)	1.1	L	7	3	2	2	1	0	0	0	0	0	1	16	24	13.50	2.250					

Batter	1	2	3	4	5	6	7	8	9	AB	R	H	RBI	BB	SO	LOB	BOTTOM					
6 Ryan Freel, R OBP: 0.376, SLG: 0.362 (1, 8)	G4-3	G5-3		G4-3			P4			4	0	0	0	0	0	2	St. Louis Cardinals @ Cincinnati Reds Great American Ball Park, Cincinnati, OH Fri Jul 16 2004, 7:10 PM EDT Att: 39,140 - Cloudy - 83 F					
Barry Larkin, R OBP: 0.344, SLG: 0.401 (1, 6)				G1-3			L8			4	1	2	0	0	0	1						
Sean Casey, L OBP: 0.394, SLG: 0.591 (1, 3)							G3			4	1	1	0	0	0	2						
Adam Dunn, L OBP: 0.406, SLG: 0.563 (1, 7)				G3-1			F7			3	0	0	0	1	1	0						
D'Angelo Jimenez, S OBP: 0.372, SLG: 0.385 (1, 4)							G4-1			4	1	1	1	0	1	2						
Wily Mo Peña, R OBP: 0.322, SLG: 0.515 (1, 9)										4	1	1	3	0	3	1						
Jason LaRue, R OBP: 0.316, SLG: 0.404 (1, 2)										4	1	1	1	0	0	1						
Juan Castro, R OBP: 0.307, SLG: 0.400 (1, 5)										3	0	1	0	0	1	0						
Jacob Cruz, L OBP: 0.321, SLG: 0.365 (9, PH)										1	0	0	0	0	0	0						
Paul Wilson, R OBP: 0.216, SLG: 0.229 (1, 1)										3	0	1	0	0	2	1						
Todd Jones, L (8, 1)										0	0	0	0	0	0	0						
Danny Graves, R (8, 1)										0	0	0	0	0	0	0						
John Vander Wal, L OBP: 0.667, SLG: 1.000 (9, PH)										1	0	0	0	0	0	0						
Inning Stats	R: 4 E: 0 K: 0 S: 19	H: 3 LOB: 1 BB: 1 P: 31	R: 0 E: 0 K: 1 S: 13	H: 2 LOB: 2 BB: 0 P: 18	R: 0 E: 0 K: 1 S: 12	H: 1 LOB: 1 BB: 0 P: 17	R: 0 E: 0 K: 1 S: 11	H: 1 LOB: 1 BB: 0 P: 17	R: 0 E: 0 K: 0 S: 7	H: 0 LOB: 0 BB: 0 P: 11	R: 1 E: 0 K: 2 S: 12	H: 1 LOB: 0 BB: 0 P: 14	R: 0 E: 0 K: 0 S: 6	H: 0 LOB: 0 BB: 0 P: 9	R: 0 E: 0 K: 3 S: 9	H: 0 LOB: 0 BB: 0 P: 13	R: 0 E: 0 K: 0 S: 4	H: 0 LOB: 0 BB: 0 P: 7	1B: 4 2B: 2 3B: 0 HR: 2	SF: 0 SAC: 0 DP: 0 HBP: 0	WP: 0 PB: 0 SB: 0 CS: 0	PA: 36
PITCHER	IP	WLS	BF	H	R	ER	SO	BB	IBB	HBP	BLK	WP	HR	S	P	ERA	WHIP					
Woody Williams, R ERA: 4.28 (7, 1)	6.0		27	8	0	5	5	1	0	0	0	0	0	6	9	0.00	0.000					
Kiko Calero, R ERA: 3.16 (8, 1)	1.0	W	3	0	0	0	0	0	0	0	0	0	0	6	9	0.00	0.000					
Steve Kline, L ERA: 1.97 (8, 1)	0.2	H	2	0	0	0	2	0	0	0	0	0	0	6	9	0.00	0.000					
Julian Tavarez, R ERA: 2.97 (8, 1)	0.1	H	1	0	0	0	1	0	0	0	0	0	0	3	4	0.00	0.000					
44 Jason Istringhausen, R ERA: 2.7 (9, 1)	1.0	S	3	0	0	0	0	0	0	0	0	0	0	4	7	0.00	0.000					



Batter	1	2	3	4	5	6	7	8	9	AB	R	H	RBI	BB	SO	LOB	TOP																		
Tony Womack, L (1,4) OBP: 0.353, SLG: 0.411										4	0	0	0	1	2	3	St. Louis Cardinals @ Cincinnati Reds Great American Ball Park, Cincinnati, OH Sat Jul 17 2004, 1:20 PM EDT Att: 36,079 - Unknown - 75 F livebaseballscorecards.com AB 37 R 5 H 11 RBI 5 BB 2 SO 6 LOB 18 																		
Edgar Renteria, R (1,6) OBP: 0.335, SLG: 0.409										5	0	0	0	0	0	4																			
5 Albert Pujols, R (1,3) OBP: 0.402, SLG: 0.612										5	1	2	2	0	1	1																			
15 Jim Edmonds, L (1,8) OBP: 0.387, SLG: 0.583										5	0	2	0	0	1	2																			
Roger Cedeno, S (1,9) (8,7) OBP: 0.337, SLG: 0.400										3	1	1	0	0	0	1																			
Marlon Anderson, L (1,7) Steve Kline, S (8,1) OBP: 0.302, SLG: 0.429										4	0	0	0	0	0	3																			
Mike Matheny, R (1,2) OBP: 0.300, SLG: 0.363										4	1	2	1	0	1	1																			
7 Hector Luna, R (1,5) OBP: 0.300, SLG: 0.398										3	1	1	0	1	0	2																			
Jason Marquis, L (1,1) Cal Eldred, R (6,1) Ray Lankford, L (7,PH) Ray King, L (7,1) Julian Tavearez, L (7,1) Reggie Sanders, R (8,9) OBP: 0.278, SLG: 0.359										2	0	1	0	0	1	1																			
Inning Stats	R: 0 E: 0 K: 2 S: 9	H: 0 LOB: 0 BB: 0 P: 13	R: 0 E: 0 K: 0 S: 11	H: 1 LOB: 1 BB: 0 P: 18	R: 0 E: 0 K: 0 S: 12	H: 1 LOB: 1 BB: 0 P: 17	R: 0 E: 0 K: 1 S: 7	H: 0 LOB: 0 BB: 0 P: 9	R: 0 E: 0 K: 2 S: 9	H: 0 LOB: 1 BB: 1 P: 16	R: 0 E: 0 K: 0 S: 7	H: 0 LOB: 1 BB: 1 P: 14	R: 3 E: 0 K: 1 S: 22	H: 4 LOB: 1 BB: 0 P: 28	R: 1 E: 0 K: 0 S: 13	H: 3 LOB: 2 BB: 0 P: 14		R: 1 E: 0 K: 0 S: 9	H: 2 LOB: 1 BB: 0 P: 10	1B: 8 2B: 2 HR: 1	SF: 0 SAC: 1 HBP: 0	WP: 0 PB: 0 SB: 0 CS: 0	PA: 40												
PITCHER	IP WLS BF H R ER SO BB IBB HBP BLK WP HR S P ERA WHIP																																		
Cory Lidle, R (1,1) ERA: 4.79	6.1		27	6	3	3	5	2	0	0	0	0	0	0	0	66	102	4.26	1.263																
Gabe White, L (7,1) ERA: 6.61	0.1	H	1	0	0	0	1	0	0	0	0	0	0	0	0	10	12	0.00	0.000																
Todd Jones, R (7,1) ERA: 3.88	1.1	W	7	3	1	1	0	0	0	0	0	0	0	1	14	15	6.75	2.250																	
Danny Graves, R (9,1) ERA: 3.12	1.0	S	5	2	1	1	0	0	0	0	0	0	0	0	9	10	9.00	2.000																	

Batter	1	2	3	4	5	6	7	8	9	AB	R	H	RBI	BB	SO	LOB	BOTTOM																	
6 Ryan Freel, R (1,8) OBP: 0.378, SLG: 0.362										3	2	1	0	0	1	0	St. Louis Cardinals @ Cincinnati Reds Great American Ball Park, Cincinnati, OH Sat Jul 17 2004, 1:20 PM EDT Att: 36,079 - Unknown - 75 F livebaseballscorecards.com AB 34 R 7 H 13 RBI 7 BB 4 SO 5 LOB 17 																	
Barry Larkin, R (1,6) OBP: 0.348, SLG: 0.413										4	2	2	1	1	1	3																		
Sean Casey, L (1,3) OBP: 0.391, SLG: 0.585										5	0	1	1	0	0	5																		
Adam Dunn, L (1,7) OBP: 0.403, SLG: 0.566										5	1	1	3	0	2	1																		
D'Angelo Jimenez, S (1,4) OBP: 0.375, SLG: 0.390										4	1	2	0	1	0	0																		
Wily Mo Peña, R (1,9) OBP: 0.337, SLG: 0.538										2	1	2	2	1	0	0																		
Javier Valentin, S (1,2) OBP: 0.237, SLG: 0.300										4	0	2	0	0	0	3																		
Brandon Larson, R (1,5) OBP: 0.304, SLG: 0.339										1	0	0	0	1	0	0																		
Juan Castro, R (5,5) OBP: 0.310, SLG: 0.401										2	0	1	0	0	0	2																		
Cory Lidle, R (1,1) OBP: 0.256, SLG: 0.176										3	0	1	0	0	1	3																		
Gabe White, L (7,1)										0	0	0	0	0	0	0																		
Todd Jones, L (7,1)										0	0	0	0	0	0	0																		
Jacob Cruz, L (8,PH) OBP: 0.318, SLG: 0.361										1	0	0	0	0	0	0																		
Danny Graves, R (9,1)										0	0	0	0	0	0	0																		
Inning Stats	R: 0 E: 0 K: 0 S: 3	H: 1 LOB: 0 BB: 0 P: 6	R: 0 E: 0 K: 1 S: 15	H: 2 LOB: 3 BB: 2 P: 27	R: 1 E: 0 K: 0 S: 20	H: 3 LOB: 3 BB: 0 P: 34	R: 0 E: 0 K: 2 S: 9	H: 0 LOB: 0 BB: 0 P: 12	R: 3 E: 0 K: 1 S: 8	H: 3 LOB: 0 BB: 0 P: 12	R: 0 E: 0 K: 1 S: 10	H: 2 LOB: 2 BB: 0 P: 15	R: 0 E: 0 K: 0 S: 9	H: 1 LOB: 2 BB: 1 P: 17	R: 3 E: 0 K: 0 S: 11	H: 1 LOB: 0 BB: 1 P: 19	1B: 9 2B: 2 HR: 3	SF: 0 SAC: 1 HBP: 2	WP: 0 PB: 0 SB: 2 CS: 0	PA: 41														
PITCHER	IP WLS BF H R ER SO BB IBB HBP BLK WP HR S P ERA WHIP																																	
Jason Marquis, R (1,1) ERA: 4.03	5.0		25	9	4	4	4	2	0	1	0	0	0	0	10	15	0.00	2.000																
Cal Eldred, R (6,1) ERA: 5.12	1.0		5	2	0	0	1	0	0	0	0	0	0	4	6	0.00	0.000																	
Ray King, L (7,1) ERA: 1.36	0.2	L	2	0	0	0	0	0	0	0	0	0	0	4	6	0.00	0.000																	
Julian Tavearez, R (7,1) ERA: 3.16	0.2	L	5	1	1	1	0	1	0	1	0	0	0	8	15	13.50	3.000																	
Steve Kline, L (8,1) ERA: 2.36	0.2		4	1	2	2	0	1	0	0	0	0	1	8	15	27.00	3.000																	

Batter	1	2	3	4	5	6	7	8	9	AB	R	H	RBI	BB	SO	LOB	TOP				
Scott Podsednik, L (1,8) OBP: 0.325, SLG: 0.401	P5		1B		K		G5-3	G5-3		5	0	1	0	0	1	1	Milwaukee Brewers @ Cincinnati Reds Great American Ball Park, Cincinnati, OH Mon Jul 19 2004, 7:10 PM EDT Att: 25,793 - Cloudy - 84 F				
Craig Counsell, L (1,6) OBP: 0.350, SLG: 0.338	P1		P3		F7		BB 1B	G3		5	1	1	0	0	0	2					
Geoff Jenkins, L (1,7) OBP: 0.313, SLG: 0.440	BB		P5		1B BB		2 1B BB		HR	2	1	1	1	3	0	1					
Lyle Overbay, L (1,3) OBP: 0.408, SLG: 0.545	K		1B		1B		K		G4-3	5	0	2	0	0	2	3					
2 Bill Hall, R (1,4) OBP: 0.286, SLG: 0.381		G4-3 1B BB	F9		K		1-2 2H 1B		K	4	1	1	1	1	2	4					
Keith Ginter, R (1,5) OBP: 0.326, SLG: 0.429		G4-3			K		K		K	5	0	0	0	0	4	3					
Brady Clark, R (1,9) OBP: 0.361, SLG: 0.372		F9			G5-3		L9		F9	4	0	0	0	0	0	1					
Gary Bennett, R (1,2) OBP: 0.270, SLG: 0.281		1B			2B		1B		2B	4	1	4	1	0	0	0					
Ben Hendrickson, R (1,1) Ben Grievle, L (4, Ph) Matt Kinney, R (4, Ph) Chris Madden, R (6, Ph) Matt Wise, R (6, Ph) Wes Halms, R (8, Ph) Jeff Bennett, R (8, Ph)	G1-3		G4-3		F8		G5-3 2H		2B	1	0	0	0	0	0	1					
Inning Stats	R: 0 E: 0 K: 1 S: 11	H: 0 LOB: 1 BB: 1 P: 20	R: 1 E: 0 K: 0 S: 13	H: 1 LOB: 1 BB: 1 P: 21	R: 0 E: 0 K: 0 S: 9	H: 2 LOB: 2 BB: 0 P: 11	R: 0 E: 0 K: 1 S: 11	H: 1 LOB: 1 BB: 0 P: 14	R: 0 E: 0 K: 1 S: 8	H: 1 LOB: 2 BB: 1 P: 11	R: 1 E: 0 K: 2 S: 17	H: 2 LOB: 1 BB: 1 P: 28	R: 1 E: 0 K: 0 S: 8	H: 2 LOB: 1 BB: 0 P: 14	R: 1 E: 0 K: 2 S: 9	H: 1 LOB: 0 BB: 0 P: 14	1B: 7 2B: 3 3B: 0 HR: 1	SF: 0 SAC: 0 DP: 0 HBP: 0	WP: 0 PB: 0 SB: 1 CS: 0	PA: 42	
PITCHER	IP	WLS	BF	H	R	ER	SO	BB	IBB	HBP	BLK	WP	HR	S	P	ERA	WHIP				
39 Aaron Harang, R (1,1) ERA: 4.15	6.1	W	30	7	2	2	5	4	0	0	0	0	0	74	120	2.84	1.737				
Phil Norton, L (7,1) ERA: 5.3	0.1		1	0	0	0	1	0	0	0	0	0	0	3	3	0.00	0.000				
Ryan Wagner, R (7,1) ERA: 6.3	0.1		2	1	0	0	1	0	0	0	0	0	0	7	10	0.00	3.000				
Gabe White, L (8,1) ERA: 6.75	2.0		9	3	2	2	2	0	0	0	0	0	1	17	28	9.00	1.500				

Batter	1	2	3	4	5	6	7	8	9	AB	R	H	RBI	BB	SO	LOB	BOTTOM				
6 Ryan Freel, R (1,8) OBP: 0.377, SLG: 0.359	FC1-6 1B 1B		F9		S BB		G6-3		K	4	1	1	0	1	1	1	Milwaukee Brewers @ Cincinnati Reds Great American Ball Park, Cincinnati, OH Mon Jul 19 2004, 7:10 PM EDT Att: 25,793 - Cloudy - 84 F				
Barry Larkin, R (1,6) OBP: 0.345, SLG: 0.409	FC1-6 1B		G3-1		K		1B		G6-3	5	0	2	0	0	1	2					
Sean Casey, L (1,3) OBP: 0.389, SLG: 0.578	FC1-6 1B HBP		F8		HBP		F8		2B BB	3	1	0	0	1	0	3					
Adam Dunn, L (1,7) OBP: 0.407, SLG: 0.568	1B HBP		K		K		F8		2B	4	1	1	1	0	2	3					
D'Angelo Jimenez, S (1,4) OBP: 0.377, SLG: 0.391	HBP SF8 1B		HR 1B		L9		G3		K	5	2	2	2	0	1	4					
Wily Mo Peña, R (1,9) OBP: 0.344, SLG: 0.559 Gabe White, L (8,1)	SF8 HBP 1B		HR		K		2B			4	1	3	3	0	1	0					
Jason LaRue, R (1,2) OBP: 0.326, SLG: 0.419	HBP		1B		HR		G5-4-3 BB			2	1	2	1	1	0	0					
Juan Castro, R (1,5) OBP: 0.306, SLG: 0.397	SF8		L7		F8		G5-4-3			3	0	0	1	0	0	3					
39 Aaron Harang, R (1,1) OBP: 0.033, SLG: 0.067 Phil Norton, R (7,1) Ryan Wagner, R (7,1) Jason Romano, R (8,9) OBP: 0.172, SLG: 0.111	K		K		F8		G6-3 2B 1B			3	0	0	0	0	2	3					
Inning Stats	R: 4 E: 0 K: 1 S: 21	H: 4 LOB: 2 BB: 0 P: 29	R: 0 E: 0 K: 0 S: 10	H: 0 LOB: 0 BB: 0 P: 16	R: 2 E: 0 K: 2 S: 22	H: 3 LOB: 1 BB: 0 P: 32	R: 0 E: 0 K: 2 S: 11	H: 0 LOB: 2 BB: 1 P: 21	R: 1 E: 0 K: 1 S: 11	H: 1 LOB: 0 BB: 0 P: 14	R: 0 E: 0 K: 0 S: 12	H: 1 LOB: 1 BB: 0 P: 19	R: 0 E: 0 K: 0 S: 8	H: 1 LOB: 1 BB: 1 P: 16	R: 1 E: 0 K: 2 S: 19	H: 2 LOB: 2 BB: 1 P: 30	1B: 8 2B: 2 3B: 0 HR: 2	SF: 1 SAC: 0 DP: 1 HBP: 3	WP: 0 PB: 0 SB: 1 CS: 0	PA: 41	
PITCHER	IP	WLS	BF	H	R	ER	SO	BB	IBB	HBP	BLK	WP	HR	S	P	ERA	WHIP				
Ben Hendrickson, R (1,1) ERA: 11.25	3.0	L	18	7	6	6	3	0	0	1	0	0	1	22	35	4.50	1.000				
Matt Kinney, R (4,1) ERA: 5.07	2.0		9	1	1	1	3	1	0	1	0	0	0	20	35	0.00	1.500				
Matt Wise, R (6,1) ERA: 3.42	2.0		8	2	0	0	0	1	0	0	0	0	0	19	30	9.00	3.000				
Jeff Bennett, R (8,1) ERA: 4.37	1.0		6	2	1	1	2	1	0	0	0	0	0	19	30	9.00	3.000				

Batter	1	2	3	4	5	6	7	8	9	AB	R	H	RBI	BB	SO	LOB	TOP				
Scott Podsednik, L (1, 8) OBP: 0.322, SLG: 0.397	F7		P6		G3-1		K			4	0	0	0	0	1	2	Milwaukee Brewers @ Cincinnati Reds Great American Ball Park, Cincinnati, OH Tue Jul 20, 2004, 12:35 PM EDT Att: 25,388 - Sunny - 80 F				
Chris Magruder, S (1, 7) OBP: 0.333, SLG: 0.200	F8		E5			G5-3		F8		4	0	0	0	0	0	0					
Brady Clark, R (1, 9) OBP: 0.363, SLG: 0.368			G6-4-3					G4-3		2	0	0	0	2	0	1					
Lyle Overbay, L (1, 3) OBP: 0.407, SLG: 0.542	P5							E1		4	0	1	0	0	0	2					
Wes Helms, R (1, 5)										4	1	2	0	0	0	2					
2 Bill Hall, R (1, 6) OBP: 0.291, SLG: 0.400										4	1	2	2	0	2	3					
Keith Ginter, R (1, 4) OBP: 0.322, SLG: 0.423										4	0	0	0	0	1	2					
Chad Moeller, R (1, 2) OBP: 0.290, SLG: 0.344										3	0	1	0	0	0	0					
Geoff Jenkins, L (9, PH) OBP: 0.312, SLG: 0.439										1	0	0	0	0	0	0					
Doug Davis, R (1, 1) Dave Burba, R (8, 1) Brooks Kieschnick, L (9, PH) OBP: 0.400, SLG: 0.488										2	0	0	0	0	1	0					
Inning Stats	R: 0 E: 0 K: 0 S: 8	H: 0 LOB: 1 BB: 1 P: 15	R: 2 E: 0 K: 1 S: 13	H: 2 LOB: 0 BB: 0 P: 17	R: 0 E: 1 K: 0 S: 7	H: 0 LOB: 0 BB: 0 P: 9	R: 0 E: 0 K: 2 S: 11	H: 1 LOB: 1 BB: 0 P: 14	R: 0 E: 0 K: 0 S: 5	H: 0 LOB: 1 BB: 1 P: 8	R: 0 E: 0 K: 1 S: 9	H: 2 LOB: 2 BB: 0 P: 17	R: 0 E: 1 K: 1 S: 16	H: 1 LOB: 2 BB: 0 P: 24	R: 0 E: 0 K: 0 S: 4	H: 0 LOB: 0 BB: 0 P: 8	1B: 5 2B: 0 3B: 0 HR: 1	SF: 0 SAC: 1 DP: 1 HBP: 0	WP: 0 PB: 0 SB: 1 CS: 0	PA: 36	
PITCHER	IP WLS BF H R ER SO BB IBB HBP BLK WP HR S P ERA WHIP	IP WLS BF H R ER SO BB IBB HBP BLK WP HR S P ERA WHIP	IP WLS BF H R ER SO BB IBB HBP BLK WP HR S P ERA WHIP	IP WLS BF H R ER SO BB IBB HBP BLK WP HR S P ERA WHIP	IP WLS BF H R ER SO BB IBB HBP BLK WP HR S P ERA WHIP	IP WLS BF H R ER SO BB IBB HBP BLK WP HR S P ERA WHIP	IP WLS BF H R ER SO BB IBB HBP BLK WP HR S P ERA WHIP	IP WLS BF H R ER SO BB IBB HBP BLK WP HR S P ERA WHIP	IP WLS BF H R ER SO BB IBB HBP BLK WP HR S P ERA WHIP	IP WLS BF H R ER SO BB IBB HBP BLK WP HR S P ERA WHIP	IP WLS BF H R ER SO BB IBB HBP BLK WP HR S P ERA WHIP	IP WLS BF H R ER SO BB IBB HBP BLK WP HR S P ERA WHIP	IP WLS BF H R ER SO BB IBB HBP BLK WP HR S P ERA WHIP	IP WLS BF H R ER SO BB IBB HBP BLK WP HR S P ERA WHIP	IP WLS BF H R ER SO BB IBB HBP BLK WP HR S P ERA WHIP	IP WLS BF H R ER SO BB IBB HBP BLK WP HR S P ERA WHIP	IP WLS BF H R ER SO BB IBB HBP BLK WP HR S P ERA WHIP	IP WLS BF H R ER SO BB IBB HBP BLK WP HR S P ERA WHIP	IP WLS BF H R ER SO BB IBB HBP BLK WP HR S P ERA WHIP	IP WLS BF H R ER SO BB IBB HBP BLK WP HR S P ERA WHIP	IP WLS BF H R ER SO BB IBB HBP BLK WP HR S P ERA WHIP

AB	33
R	2
H	6
RBI	2
BB	2
SO	5
LOB	12



Batter	1	2	3	4	5	6	7	8	9	AB	R	H	RBI	BB	SO	LOB	BOTTOM				
6 Ryan Freel, R (1, 5) OBP: 0.372, SLG: 0.354	G6-3				G5-3		K			4	0	0	0	0	1	2	Milwaukee Brewers @ Cincinnati Reds Great American Ball Park, Cincinnati, OH Tue Jul 20, 2004, 12:35 PM EDT Att: 25,388 - Sunny - 80 F				
Todd Jones, L (8, 1) John Riedling, R (9, 1)								F7		0	0	0	0	0	0	0					
Juan Castro, R (1, 6) OBP: 0.311, SLG: 0.406	F8				E9		F8			4	2	2	0	0	0	2					
Sean Casey, L (1, 3) OBP: 0.391, SLG: 0.580	L9									4	1	2	1	0	0	0					
Adam Dunn, L (1, 7) OBP: 0.405, SLG: 0.564										4	0	1	0	0	0	1					
D'Angelo Jimenez, S (1, 4) OBP: 0.376, SLG: 0.389										4	0	1	1	0	1	1					
Wily Mo Peña, R (1, 9) OBP: 0.342, SLG: 0.550										3	1	0	0	0	1	4					
Jason LaRue, R (1, 2) OBP: 0.328, SLG: 0.427										3	1	2	1	0	0	0					
Jason Romano, R (1, 8) OBP: 0.219, SLG: 0.267										3	1	2	3	0	0	0					
Brandon Claussen, R (1, 1) Bary Larkin, R (7, PH) OBP: 0.344, SLG: 0.407										1	0	0	0	0	0	0					
Inning Stats	R: 0 E: 0 K: 0 S: 5	H: 0 LOB: 0 BB: 0 P: 8	R: 0 E: 1 K: 0 S: 8	H: 0 LOB: 0 BB: 0 P: 8	R: 0 E: 0 K: 0 S: 5	H: 0 LOB: 0 BB: 0 P: 7	R: 1 E: 1 K: 1 S: 11	H: 2 LOB: 1 BB: 0 P: 21	R: 1 E: 0 K: 1 S: 11	H: 2 LOB: 2 BB: 0 P: 17	R: 0 E: 0 K: 0 S: 5	H: 0 LOB: 0 BB: 0 P: 10	R: 2 E: 0 K: 0 S: 8	H: 2 LOB: 0 BB: 0 P: 14	R: 2 E: 0 K: 1 S: 10	H: 4 LOB: 1 BB: 0 P: 15	1B: 6 2B: 4 3B: 0 HR: 1	SF: 1 SAC: 1 DP: 2 HBP: 1	WP: 0 PB: 0 SB: 0 CS: 0	PA: 34	
PITCHER	IP WLS BF H R ER SO BB IBB HBP BLK WP HR S P ERA WHIP	IP WLS BF H R ER SO BB IBB HBP BLK WP HR S P ERA WHIP	IP WLS BF H R ER SO BB IBB HBP BLK WP HR S P ERA WHIP	IP WLS BF H R ER SO BB IBB HBP BLK WP HR S P ERA WHIP	IP WLS BF H R ER SO BB IBB HBP BLK WP HR S P ERA WHIP	IP WLS BF H R ER SO BB IBB HBP BLK WP HR S P ERA WHIP	IP WLS BF H R ER SO BB IBB HBP BLK WP HR S P ERA WHIP	IP WLS BF H R ER SO BB IBB HBP BLK WP HR S P ERA WHIP	IP WLS BF H R ER SO BB IBB HBP BLK WP HR S P ERA WHIP	IP WLS BF H R ER SO BB IBB HBP BLK WP HR S P ERA WHIP	IP WLS BF H R ER SO BB IBB HBP BLK WP HR S P ERA WHIP	IP WLS BF H R ER SO BB IBB HBP BLK WP HR S P ERA WHIP	IP WLS BF H R ER SO BB IBB HBP BLK WP HR S P ERA WHIP	IP WLS BF H R ER SO BB IBB HBP BLK WP HR S P ERA WHIP	IP WLS BF H R ER SO BB IBB HBP BLK WP HR S P ERA WHIP	IP WLS BF H R ER SO BB IBB HBP BLK WP HR S P ERA WHIP	IP WLS BF H R ER SO BB IBB HBP BLK WP HR S P ERA WHIP	IP WLS BF H R ER SO BB IBB HBP BLK WP HR S P ERA WHIP	IP WLS BF H R ER SO BB IBB HBP BLK WP HR S P ERA WHIP	IP WLS BF H R ER SO BB IBB HBP BLK WP HR S P ERA WHIP	IP WLS BF H R ER SO BB IBB HBP BLK WP HR S P ERA WHIP

AB	31
R	6
H	10
RBI	6
BB	0
SO	3
LOB	10



Batter	1	2	3	4	5	6	7	8	9	AB	R	H	RBI	BB	SO	LOB	TOP							
6 Ryan Freel, R OBP: 0.368, SLG: 0.353	(1, 8) K		(0, 0) E5			(1, 1) P6			(3, 2) G5-3	4	0	0	0	0	1	0								
Juan Castro, R OBP: 0.302, SLG: 0.394	(1, 6) G6-3		(1, 0) CS	(1, 1) G1-3		(1, 0) G1-3			(1, 1) P6	4	0	0	0	0	0	0								
Sean Casey, L Phil Norton, R Gabe White, L	(1, 3) P5			(1, 1) F7			(1, 0) FC4-6 1B			3	0	1	0	0	0	0								
Adam Dunn, L OBP: 0.402, SLG: 0.557		(1, 1) G4-3		(1, 0) G3-1			(1, 2) FC4-6 G4-6-3			3	0	0	0	0	0	1								
D'Angelo Jimenez, S OBP: 0.373, SLG: 0.386		(1, 3) K			(2, 3) K		(1, 0) G4-6-3			3	0	0	0	0	2	1								
Wily Mo Peña, R OBP: 0.345, SLG: 0.559	(1, 9) CS 1B		(0, 1) CS 1B		(0, 1) G4-3			(0, 0) P4		3	0	1	0	0	0	0								
Javier Valentin, S OBP: 0.244, SLG: 0.355	(1, 2) CS 1-2		(0, 1) HR		(0, 0) HR			(0, 1) P6		3	2	2	2	0	0	0								
Tim Hummel, R Ryan Wagner, R John Vander Wal, L	(1, 5) G5-3		(3, 1) G5-3		(2, 3) K			(2, 3) K		2	0	0	0	0	1	0								
Cory Lidle, R OBP: 0.250, SLG: 0.171 Jacob Cruz, L OBP: 0.309, SLG: 0.350	(1, 1) K		(0, 3) K			(0, 0) G1-3			(1, 0) G4-3	1	0	0	0	0	1	0								
										2	0	0	0	0	0	0								
Inning Stats	R: 0 E: 0 K: 1 S: 8	H: 0 LOB: 0 BB: 0 P: 13	R: 0 E: 0 K: 1 S: 9	H: 1 LOB: 0 BB: 0 P: 12	R: 1 E: 1 K: 1 S: 9	H: 1 LOB: 0 BB: 0 P: 12	R: 0 E: 0 K: 0 S: 5	H: 0 LOB: 0 BB: 0 P: 8	R: 1 E: 0 K: 2 S: 9	H: 1 LOB: 0 BB: 0 P: 13	R: 0 E: 0 K: 0 S: 4	H: 0 LOB: 0 BB: 0 P: 6	R: 0 E: 0 K: 0 S: 6	H: 1 LOB: 0 BB: 0 P: 9	R: 0 E: 0 K: 1 S: 6	H: 0 LOB: 0 BB: 0 P: 8	R: 0 E: 0 K: 0 S: 6	H: 0 LOB: 0 BB: 0 P: 11	1B: 2 2B: 0 3B: 0 HR: 2	SF: 0 SAC: 0 DP: 1 HBP: 0	WP: 0 PB: 0 SB: 0 CS: 2	PA: 31		
PITCHER Greg Maddux, R ERA: 4.03	(1, 1)	IP: 9.0 WLS: W BF: 29	H: 4 R: 2 ER: 2 SO: 6	BB: 0 IBB: 0 HBP: 0 BLK: 0	WP: 0 HR: 2 S: 62 P: 92	ERA: 2.00 WHIP: 0.444		PITCHER	IP: 9.0 WLS: W BF: 29	H: 4 R: 2 ER: 2 SO: 6	BB: 0 IBB: 0 HBP: 0 BLK: 0	WP: 0 HR: 2 S: 62 P: 92	ERA: 2.00 WHIP: 0.444											

Cincinnati Reds @ Chicago Cubs
Wrigley Field, Chicago, IL
Thu Jul 22 2004, 1:20 PM CDT
Att: 40,010 - Cloudy - 86 F

AB	29
R	2
H	4
RBI	2
BB	0
SO	6
LOB	2



Batter	1	2	3	4	5	6	7	8	9	AB	R	H	RBI	BB	SO	LOB	BOTTOM						
Mark Grudzielanek, R OBP: 0.310, SLG: 0.359	(1, 4) L8		(1, 0) FC6-4 1B	(0, 0) HR		(1, 0) G1-3	(2, 0) G5-3			5	1	2	3	0	0	0							
Corey Patterson, L Jose Macias, S	(1, 8) P6		(0, 2) FC6-4 HR	(1, 0) G3		(4, 1) 2B 16 HR BB		(1, 2) WP 1B		3	2	0	0	1	0	1							
Sammy Sosa, R OBP: 0.355, SLG: 0.546	(1, 9) G1-3		(1, 2) F8	(0, 0) G6-3		(1, 3) K		(3, 2) 1B		5	0	1	1	0	1	2							
Moises Alou, R Tom Goodwin, L	(1, 7) HR		(0, 0) HR		(4, 1) 25 2B BB	(0, 0) 16 HR 2B		(1, 3) K		3	4	3	3	1	0	0							
25 Derrek Lee, R OBP: 0.376, SLG: 0.538	(1, 3) 16 1B BB		(3, 1) 16 FC6-4 1B		(0, 1) 16 F9 2B	(4, 1) 16 HR HBP		(3, 2) F9		3	2	2	1	1	0	1							
16 Aramis Ramirez, R Ramon Martinez, R	(1, 5) 1B		(0, 2) FC6-4		(1, 2) F9	(2, 1) HR		(2, 1) F9		4	1	2	4	0	0	2							
Alex Gonzalez, R OBP: 0.259, SLG: 0.400	(1, 6) K		(1, 3) K		(2, 2) 1B HR 1B	(0, 0) G6-3 2B		(1, 2) K		4	1	2	1	0	1	2							
Paul Bako, L OBP: 0.279, SLG: 0.247	(1, 2) K		(1, 3) K		(0, 0) 1B HR 1B	(0, 0) G6-3		(1, 3) K		4	1	1	0	0	2	3							
Greg Maddux, R OBP: 0.150, SLG: 0.128	(1, 1) K		(1, 2) K		(1, 0) B5	(0, 0) G5-3		(0, 0) G6-3		4	0	0	0	0	1	5							
Inning Stats	R: 0 E: 0 K: 0 S: 6	H: 0 LOB: 0 BB: 0 P: 8	R: 1 E: 0 K: 3 S: 17	H: 2 LOB: 1 BB: 1 P: 24	R: 2 E: 0 K: 0 S: 12	H: 3 LOB: 0 BB: 0 P: 17	R: 3 E: 0 K: 0 S: 8	H: 3 LOB: 0 BB: 0 P: 12	R: 2 E: 0 K: 1 S: 12	H: 2 LOB: 1 BB: 1 P: 14	R: 4 E: 0 K: 1 S: 12	H: 2 LOB: 0 BB: 1 P: 25	R: 0 E: 0 K: 1 S: 5	H: 0 LOB: 0 BB: 0 P: 8	R: 1 E: 0 K: 1 S: 17	H: 2 LOB: 1 BB: 0 P: 27	1B: 7 2B: 3 3B: 0 HR: 4	SF: 0 SAC: 0 DP: 0 HBP: 1	WP: 1 PB: 0 SB: 0 CS: 0	PA: 42			
PITCHER Cory Lidle, R Ryan Wagner, R Phil Norton, L Gabe White, L	(1, 1)	IP: 4.1 WLS: L BF: 25	H: 10 R: 8 ER: 8 SO: 3	BB: 2 IBB: 0 HBP: 1 BLK: 0	WP: 0 HR: 3 S: 50 P: 73	ERA: 16.61 WHIP: 2.769		PITCHER	IP: 1.0 WLS: L BF: 9	H: 2 R: 4 ER: 4 SO: 1	BB: 0 IBB: 0 HBP: 0 BLK: 0	WP: 0 HR: 1 S: 14 P: 27	ERA: 21.60 WHIP: 1.800										

Cincinnati Reds @ Chicago Cubs
Wrigley Field, Chicago, IL
Thu Jul 22 2004, 1:20 PM CDT
Att: 40,010 - Cloudy - 86 F

AB	38
R	13
H	14
RBI	13
BB	3
SO	6
LOB	18



Batter	1	2	3	4	5	6	7	8	9	AB	R	H	RBI	BB	SO	LOB	TOP		
6 Ryan Freel, R OBP: 0.367, SLG: 0.350	1-2 P6		4-2 G6-4-3 BB		1-0 G1-3		2-1 F7			3	0	0	0	1	0	2			
Barry Larkin, R OBP: 0.345, SLG: 0.409	1-3 K		0-1 G6-4-3			3-1 G4-3 3B		2-3 K		4	1	1	0	0	2	1			
Sean Casey, L OBP: 0.392, SLG: 0.580	1-0			1-0 HR		3-2 G4-3		1-1 F8		4	1	2	1	0	0	0			
Wily Mo Peña, R OBP: 0.338, SLG: 0.547	2-3 K			1-3 K		3-H 2-3 K		2-1 F8		4	0	0	0	0	3	2			
D'Angelo Jimenez, S OBP: 0.369, SLG: 0.381		0-3 K		2-3 K		2-1 P4			3-2 G4-3	4	0	0	0	0	2	1			
Jason LaRue, R OBP: 0.330, SLG: 0.458	2-1			1-0			2-3 K		1-3 K	4	1	2	2	0	2	0			
Juan Castro, R OBP: 0.297, SLG: 0.387	0-3 K			0-0 F8			0-0 F9		2-3 K	3	0	0	0	0	1	1			
John Vander Wal, L OBP: 0.273, SLG: 0.600										1	0	0	0	0	1	0			
Jason Romano, R OBP: 0.200, SLG: 0.242	0-3 K				2-1 P3		2-3 K			3	0	0	0	0	2	1			
Jose Acevedo, R OBP: 0.114, SLG: 0.063			3-3 K		0-1 P4					1	0	0	0	0	1	0			
Phil Norton, K OBP: 0.225, SLG: 0.305										0	0	0	0	0	0	0			
Tim Hummel, R OBP: 0.225, SLG: 0.305										0	0	0	0	0	0	0			
Todd Van Poppel, R OBP: 0.225, SLG: 0.305										0	0	0	0	0	0	0			
Javier Valentin, S OBP: 0.225, SLG: 0.305										0	0	0	0	0	0	0			
John Riedling, R OBP: 0.225, SLG: 0.305										0	0	0	0	0	0	0			
Inning Stats	R: 0 H: 1 E: 0 K: 2 S: 17	H: 1 LOB: 1 BB: 0 P: 22	R: 0 H: 1 E: 0 K: 3 S: 12	H: 1 LOB: 1 BB: 0 P: 14	R: 0 H: 0 E: 0 K: 1 S: 9	H: 0 LOB: 0 BB: 1 P: 16	R: 2 H: 2 E: 0 K: 2 S: 13	H: 2 LOB: 0 BB: 0 P: 18	R: 0 H: 0 E: 0 K: 0 S: 5	H: 0 LOB: 0 BB: 0 P: 8	R: 1 H: 1 E: 0 K: 1 S: 13	H: 1 LOB: 0 BB: 0 P: 23	R: 0 H: 0 E: 0 K: 2 S: 9	H: 0 LOB: 2 BB: 0 P: 16	R: 0 H: 0 E: 0 K: 2 S: 11	H: 0 LOB: 0 BB: 0 P: 17	1B: 1 2B: 1 3B: 2 HR: 1	SF: 0 SAC: 0 DP: 1 HBP: 1	WP: 1 PA: 34 PB: 0 SB: 0 CS: 0
PITCHER	IP WLS BF H R ER SO BB IBB HBP BLK WP HR S P ERA WHIP																		
Oliver Pérez, L ERA: 3.18	7.0 W 28 5 3 3 11 1 0 1 0 1 1 78 117 3.86 0.857																		
16 Salomon Torres, R ERA: 2.99	1.0 H 3 0 0 0 1 0 0 0 0 0 0 8 13 0.00 0.000																		
Jose Mesa, R ERA: 2.34	1.0 S 3 0 0 0 2 0 0 0 0 0 0 0 11 17 0.00 0.000																		

Cincinnati Reds @ Pittsburgh Pirates
PNC Park, Pittsburgh, PA
Fri Jul 23, 2004, 7:05 PM EDT
Att: 37,703 - Cloudy - 73 F

AB 32
R 3
H 5
RBI 3
BB 1
SO 14
LOB 8



Batter	1	2	3	4	5	6	7	8	9	AB	R	H	RBI	BB	SO	LOB	BOTTOM		
18 Jason Kendall, R OBP: 0.394, SLG: 0.382	1-2 FC5-4 1B		HBP 1B BB	2 1B	L1			1-2 G1-3		5	2	3	0	0	0	0			
2 Jack Wilson, R OBP: 0.348, SLG: 0.483	1-3 K		0-1 P3	1-2 F7 1B		0-0 L9		1-2 F8		5	1	1	0	0	1	2			
Rob Mackowiak, L OBP: 0.336, SLG: 0.471	0-0 FC5-4 FC6-4		4-0 1B HBP SF7 BB	1-2 F7		0-1 F8				3	1	0	0	1	0	3			
Craig Wilson, R OBP: 0.375, SLG: 0.532	0-0 FC6-4		1-2 1B HBP	2-2 1B		0-0 1B				3	1	2	2	0	0	1			
Jason Bay, R OBP: 0.369, SLG: 0.614		3-2 F9	1-2 1B	1-2 E 1B		3-2 P5				4	1	1	1	0	1	2			
Tike Redman, L OBP: 0.291, SLG: 0.362	1-0		1-1 SF7	1-1 1B			3-1 L6			3	0	2	1	0	0	0			
Bobby Hill, S OBP: 0.360, SLG: 0.360	2-2 F7		3-H 2-2 E9 1B	1-2 G6-3						4	0	1	1	0	0	3			
16 Salomon Torres, R OBP: 0.394, SLG: 0.382			1-H 2-H 1B							0	0	0	0	0	0	0			
Jose Mesa, R ERA: 2.34										0	0	0	0	0	0	0			
Jose Castillo, R OBP: 0.290, SLG: 0.325	4-0 FC6-4 IBB		0-0 1B		3-2 G6-3			2-1 F9		3	0	1	0	1	0	0			
Oliver Pérez, L OBP: 0.200, SLG: 0.176	2-1 FC6-4		0-1 G2-3							3	0	0	0	0	1	4			
Chris Stynes, R OBP: 0.270, SLG: 0.296										1	0	0	0	0	0	0			
Inning Stats	R: 0 H: 1 E: 0 K: 1 S: 8	H: 1 LOB: 1 BB: 0 P: 10	R: 0 H: 1 E: 0 K: 0 S: 9	H: 1 LOB: 2 BB: 1 P: 21	R: 4 H: 4 E: 1 K: 0 S: 19	H: 4 LOB: 2 BB: 1 P: 29	R: 2 H: 4 E: 0 K: 1 S: 22	H: 4 LOB: 0 BB: 0 P: 32	R: 0 H: 0 E: 0 K: 1 S: 9	H: 0 LOB: 0 BB: 0 P: 15	R: 0 H: 1 E: 0 K: 0 S: 7	H: 1 LOB: 1 BB: 0 P: 10	R: 0 H: 0 E: 0 K: 0 S: 8	H: 0 LOB: 0 BB: 0 P: 16	R: 0 H: 0 E: 0 K: 0 S: 8	H: 0 LOB: 0 BB: 0 P: 11	1B: 9 2B: 2 3B: 0 HR: 0	SF: 1 SAC: 0 DP: 0 HBP: 1	WP: 0 PA: 38 PB: 0 SB: 0 CS: 0
PITCHER	IP WLS BF H R ER SO BB IBB HBP BLK WP HR S P ERA WHIP																		
Jose Acevedo, R ERA: 6.09	3.1 L 22 9 6 6 1 0 0 0 0 0 0 9 14 0.00 1.500																		
Phil Norton, L ERA: 5.08	0.2 3 1 0 0 1 0 0 0 0 0 0 9 14 0.00 1.500																		
Todd Van Poppel, R ERA: 5.45	2.0 7 1 0 0 1 0 0 0 0 0 0 16 25 0.00 0.500																		
John Riedling, R ERA: 3.96	2.0 6 0 0 0 0 0 0 0 0 0 0 16 27 0.00 0.000																		

Cincinnati Reds @ Pittsburgh Pirates
PNC Park, Pittsburgh, PA
Fri Jul 23, 2004, 7:05 PM EDT
Att: 37,703 - Cloudy - 73 F

AB 34
R 6
H 11
RBI 5
BB 2
SO 3
LOB 15



Batter	1	2	3	4	5	6	7	8	9	AB	R	H	RBI	BB	SO	LOB	TOP				
6 Ryan Freel, R OBP: 0.368, SLG: 0.349	0-0 S 1B		4-2 FC2-5 HR BB	1-0 F9			1-0 CS 1B	1-3 K		4	2	2	0	1	1	3					
Juan Castro, R OBP: 0.294, SLG: 0.381	1-1 F8		0-0 FC2-5 HR		0-0 F8		2-0 G6-3 1-2	1-0 G3-6-3 1B		5	1	1	0	0	0	4					
Sean Casey, L OBP: 0.397, SLG: 0.585	1-2 1-H 1B		1-0 1-H 2-H HR		1-2 P5		4-1 1B BB	1-2 G3-6-3 1-2		4	1	2	4	1	0	1					
Adam Dunn, L OBP: 0.402, SLG: 0.554	1-1 F9		3-2 G4-3		3-3 K		0-2 1-2 1B	2-3 K		5	0	1	0	0	2	1					
D'Angelo Jimenez, S OBP: 0.366, SLG: 0.375	0-0 G5-3		2-0 G4-3			3-1 G4-3	0-1 G6-3			4	0	0	0	0	0	3					
Wily Mo Peña, R OBP: 0.343, SLG: 0.551		2-3 K		1-0 HR		4-1 F9 HBP BB		1-0 G1-3		3	1	1	1	1	1	0					
Jason LaRue, R OBP: 0.340, SLG: 0.462		3-2 K		1-2 G1-6-4 1B		1-1 FC5-4 HBP		3-2 1B 1B		3	0	2	0	0	1	0					
Jason Romano, R OBP: 0.194, SLG: 0.235		1-2 G4-3		1-0 G1-6-4 1B		2-0 F9		2-2 1B 1B		0	0	0	0	0	0	0					
Tim Hummel, R OBP: 0.263, SLG: 0.313				1-2 G1-6-4 1B		2-3 FC5-4		1-2 1B		4	0	2	0	0	0	2					
Brandon Clausen, R ERA: 3.82, SLG: 0.330				1-0 FC2-5 BB 1B		0-0 G1-6-4		2-0 F8		2	0	1	0	0	0	2					
Todd Van Poppel, R ERA: 5.23				1-2 2-3		1-2 2-3				0	0	0	0	0	0	0					
Javier Valentin, S OBP: 0.176, SLG: 0.126										1	0	0	0	0	0	2					
Gabe White, L ERA: 4.45										0	0	0	0	0	0	2					
John Vander Wal, L ERA: 3.96, SLG: 0.530										1	0	0	0	0	0	2					
Todd Jones, L ERA: 3.88										0	0	0	0	0	0	2					
Inning Stats	R: 1 E: 0 K: 0 S: 9	H: 2 LOB: 1 BB: 0 P: 12	R: 0 E: 0 K: 2 S: 11	H: 0 LOB: 0 BB: 0 P: 17	R: 3 E: 0 K: 0 S: 11	H: 2 LOB: 0 BB: 1 P: 22	R: 1 E: 0 K: 0 S: 7	H: 3 LOB: 1 BB: 0 P: 11	R: 0 E: 0 K: 1 S: 6	H: 0 LOB: 0 BB: 0 P: 16	R: 0 E: 0 K: 0 S: 8	H: 2 LOB: 2 BB: 1 P: 15	R: 0 E: 0 K: 1 S: 13	H: 2 LOB: 2 BB: 0 P: 22	R: 0 E: 0 K: 1 S: 10	H: 1 LOB: 0 BB: 0 P: 14	1B: 10 2B: 0 3B: 0 HR: 2	SF: 0 SAC: 0 DP: 2 HBP: 1	WP: 0 PB: 0 SB: 1 CS: 1	PA: 40	
PITCHER	IP WLS BF H R ER SO BB IBB HBP BLK WP HR S P ERA WHIP	IP WLS BF H R ER SO BB IBB HBP BLK WP HR S P ERA WHIP	IP WLS BF H R ER SO BB IBB HBP BLK WP HR S P ERA WHIP	IP WLS BF H R ER SO BB IBB HBP BLK WP HR S P ERA WHIP	IP WLS BF H R ER SO BB IBB HBP BLK WP HR S P ERA WHIP	IP WLS BF H R ER SO BB IBB HBP BLK WP HR S P ERA WHIP	IP WLS BF H R ER SO BB IBB HBP BLK WP HR S P ERA WHIP	IP WLS BF H R ER SO BB IBB HBP BLK WP HR S P ERA WHIP	IP WLS BF H R ER SO BB IBB HBP BLK WP HR S P ERA WHIP	IP WLS BF H R ER SO BB IBB HBP BLK WP HR S P ERA WHIP	IP WLS BF H R ER SO BB IBB HBP BLK WP HR S P ERA WHIP	IP WLS BF H R ER SO BB IBB HBP BLK WP HR S P ERA WHIP	IP WLS BF H R ER SO BB IBB HBP BLK WP HR S P ERA WHIP	IP WLS BF H R ER SO BB IBB HBP BLK WP HR S P ERA WHIP	IP WLS BF H R ER SO BB IBB HBP BLK WP HR S P ERA WHIP	IP WLS BF H R ER SO BB IBB HBP BLK WP HR S P ERA WHIP	IP WLS BF H R ER SO BB IBB HBP BLK WP HR S P ERA WHIP	IP WLS BF H R ER SO BB IBB HBP BLK WP HR S P ERA WHIP	IP WLS BF H R ER SO BB IBB HBP BLK WP HR S P ERA WHIP	IP WLS BF H R ER SO BB IBB HBP BLK WP HR S P ERA WHIP	IP WLS BF H R ER SO BB IBB HBP BLK WP HR S P ERA WHIP

Cincinnati Reds @ Pittsburgh Pirates
PNC Park, Pittsburgh, PA
Sun Jul 25 2004, 1:35 PM EDT
Att: 24,962 - Sunny - 78 F

AB	36
R	5
H	12
RBI	5
BB	3
SO	5
LOB	20



Batter	1	2	3	4	5	6	7	8	9	AB	R	H	RBI	BB	SO	LOB	BOTTOM				
18 Jason Kendall, R OBP: 0.394, SLG: 0.380	1-1 G4-3		2-2 F8	3-2 FC6-2 2-H 3-H BB		4-1 BB		2-2 F9		4	0	0	0	1	0	3					
2 Jack Wilson, R OBP: 0.343, SLG: 0.477	1-1 G5-3		0-1 F9	0-0 B2		0-1 P4				4	0	0	0	0	0	2					
Jason Bay, R OBP: 0.382, SLG: 0.630	1-2 E 1B 2B		2-1 G5-3		3-2 2B 2B		0-2 L7			4	2	2	0	0	0	0					
Craig Wilson, R OBP: 0.377, SLG: 0.534	0-2 E6 1B 2-3			1-1 1B HR 2B		0-2 G6-3		2-3 K		4	1	1	0	0	1	2					
Tony Alvarez, R OBP: 0.310, SLG: 0.462	1-0 1B			0-2 HR 1B		0-1 P1-3 2B		1-3 K		2	1	2	1	0	0	0					
Rob Mackowiak, L OBP: 0.334, SLG: 0.470	1-2 3-H 1B			2-3 HR 1B		2-H P1-3 2B				2	0	1	1	0	1	0					
Tike Redman, L OBP: 0.289, SLG: 0.367	0-0 P5			1-0 1-H 3-H HR		2-2 P1-3		0-1 F7		4	1	1	3	0	0	3					
Chris Stynes, R OBP: 0.271, SLG: 0.297		1-3 K		1-0 18 SH5-4 1B WP		1-3 K		1-2 1B 1B		3	1	1	0	0	2	1					
34 John Grabow, L ERA: 4.61										0	0	0	0	0	0	0					
16 Salomon Torres, R ERA: 2.83										0	0	0	0	0	0	0					
Bobby Hill, S OBP: 0.367, SLG: 0.367										1	0	1	0	0	0	0					
Jose Mesa, R ERA: 2.29										0	0	0	0	0	0	0					
Jose Castillo, R OBP: 0.293, SLG: 0.327		0-0 F9		2-2 18 WP 18 SH5-4 FC6-2 1B		1-1 F8		2-2 CS 1B		4	0	2	0	0	0	0					
18 Sean Burnett, L ERA: 2.84		2-1 G3		1-1 SH5-4		3-2 F8		4-2 1B		1	0	0	0	0	0	0					
Willis Roberts, R ERA: 2.84										0	0	0	0	0	0	0					
Abraham Nunez, S OBP: 0.273, SLG: 0.344								1-2 BB		1	0	0	0	1	0	0					
Inning Stats	R: 1 E: 1 K: 0 S: 12	H: 2 LOB: 2 BB: 0 P: 16	R: 0 E: 0 K: 1 S: 7	H: 0 LOB: 0 BB: 0 P: 10	R: 0 E: 0 K: 0 S: 8	H: 0 LOB: 0 BB: 0 P: 12	R: 4 E: 0 K: 0 S: 19	H: 5 LOB: 1 BB: 0 P: 28	R: 1 E: 0 K: 1 S: 16	H: 2 LOB: 1 BB: 0 P: 22	R: 0 E: 0 K: 0 S: 13	H: 0 LOB: 1 BB: 1 P: 21	R: 0 E: 0 K: 2 S: 12	H: 0 LOB: 0 BB: 0 P: 15	R: 0 E: 0 K: 0 S: 20	H: 2 LOB: 2 BB: 1 P: 28	1B: 6 2B: 4 3B: 0 HR: 1	SF: 0 SAC: 1 DP: 0 HBP: 0	WP: 1 PB: 0 SB: 0 CS: 1	PA: 37	
PITCHER	IP WLS BF H R ER SO BB IBB HBP BLK WP HR S P ERA WHIP	IP WLS BF H R ER SO BB IBB HBP BLK WP HR S P ERA WHIP	IP WLS BF H R ER SO BB IBB HBP BLK WP HR S P ERA WHIP	IP WLS BF H R ER SO BB IBB HBP BLK WP HR S P ERA WHIP	IP WLS BF H R ER SO BB IBB HBP BLK WP HR S P ERA WHIP	IP WLS BF H R ER SO BB IBB HBP BLK WP HR S P ERA WHIP	IP WLS BF H R ER SO BB IBB HBP BLK WP HR S P ERA WHIP	IP WLS BF H R ER SO BB IBB HBP BLK WP HR S P ERA WHIP	IP WLS BF H R ER SO BB IBB HBP BLK WP HR S P ERA WHIP	IP WLS BF H R ER SO BB IBB HBP BLK WP HR S P ERA WHIP	IP WLS BF H R ER SO BB IBB HBP BLK WP HR S P ERA WHIP	IP WLS BF H R ER SO BB IBB HBP BLK WP HR S P ERA WHIP	IP WLS BF H R ER SO BB IBB HBP BLK WP HR S P ERA WHIP	IP WLS BF H R ER SO BB IBB HBP BLK WP HR S P ERA WHIP	IP WLS BF H R ER SO BB IBB HBP BLK WP HR S P ERA WHIP	IP WLS BF H R ER SO BB IBB HBP BLK WP HR S P ERA WHIP	IP WLS BF H R ER SO BB IBB HBP BLK WP HR S P ERA WHIP	IP WLS BF H R ER SO BB IBB HBP BLK WP HR S P ERA WHIP	IP WLS BF H R ER SO BB IBB HBP BLK WP HR S P ERA WHIP	IP WLS BF H R ER SO BB IBB HBP BLK WP HR S P ERA WHIP	IP WLS BF H R ER SO BB IBB HBP BLK WP HR S P ERA WHIP

Cincinnati Reds @ Pittsburgh Pirates
PNC Park, Pittsburgh, PA
Sun Jul 25 2004, 1:35 PM EDT
Att: 24,962 - Sunny - 78 F

AB	34
R	6
H	11
RBI	5
BB	2
SO	4
LOB	11



Batter	1	2	3	4	5	6	7	8	9	10	11	AB	R	H	RBI	BB	SO	LOB	TOP								
Marlon Anderson, L OBP: 0.382, SLG: 0.407 Steve Kline, S Julian Tavarez, L Roger Castano, S ca Eldred, R Ray King, L So Taguchi, R 44 Jason Isringhausen, R OBP: 0.356, SLG: 0.550	3-2 L4		0-2 G6-3		0-0 P5			1-3 K		0-0 L8	0-1 SF9	4	0	0	0	0	1	1									
Edgar Renteria, R OBP: 0.330, SLG: 0.420	1-1 G1-3		1-0 G6-3			0-0 L4		2-1 L9		1-2 E6 5 G4-3	2-0 1B 5 1H 3H	6	0	1	2	0	0	0									
5 Albert Pujols, R OBP: 0.415, SLG: 0.644	0-1 G4-3				0-0 F9		4-0 27 15 G5-3 BB		3-2 HR	1-0 G4-3	0-2 1B	5	2	2	1	1	0	1									
27 Scott Rolen, R OBP: 0.403, SLG: 0.589		1-2 15 2B SF7		1-0 HR		3-2 G5-3		1-0 G6-3		0-1 G6-3	0-3 K	6	2	2	1	0	1	4									
15 Jim Edmonds, L OBP: 0.392, SLG: 0.606		3-2 2B		3-2 F7		0-0 HR		0-0 G6-3		4-0 E 1B BB		4	2	2	2	1	0	0									
Reggie Sanders, R OBP: 0.235, SLG: 0.473		1-1 SF7		3-3 K		1-3 K		0-2 G4-3		2-1 F9		4	0	0	1	0	2	1									
John Mabry, L OBP: 0.381, SLG: 0.504		3-3 K		0-0 G3		4-0 G6-3 BB		1-1 1B 2B		0-1 1B SF9 1B		4	1	2	0	1	1	1									
Mike Matheny, R OBP: 0.289, SLG: 0.345		2-2 F8		1-3 K		0-0 G6-3		1-2 FC6-4 1B		1-0 E9 SF9 1B 1B		5	1	1	0	0	1	4									
Woody Williams, R OBP: 0.259, SLG: 0.324 7 Hector Luna, R OBP: 0.295, SLG: 0.386 Kiko Calero, R OBP: 0.295, SLG: 0.386 Tony Womack, L OBP: 0.343, SLG: 0.386			0-0 L9		0-0 1B		1-3 K		0-2 FC6-4 1B		2-2 1B	2	0	1	0	0	0	0									
Inning Stats	R: 0 E: 0 K: 0 S: 7	H: 0 LOB: 0 P: 11	R: 1 E: 0 K: 1 S: 18	H: 2 LOB: 1 P: 28	R: 0 E: 0 K: 0 S: 5	H: 0 LOB: 0 P: 6	R: 1 E: 0 K: 1 S: 10	H: 1 LOB: 0 P: 17	R: 0 E: 0 K: 1 S: 9	H: 0 LOB: 0 P: 10	R: 1 E: 0 K: 1 S: 11	H: 1 LOB: 0 P: 18	R: 0 E: 0 K: 0 S: 12	H: 2 LOB: 2 P: 14	R: 0 E: 1 K: 0 S: 7	H: 0 LOB: 0 P: 9	R: 4 E: 1 K: 1 S: 18	H: 4 LOB: 2 BB: 1 P: 29	1B: 6 2B: 3 3B: 0 HR: 3	SF: 2 SAC: 0 DP: 1 HBP: 0	WP: 0 PB: 0 SB: 1 CS: 0	PA: 49					
PITCHER	IP 7.2	WLS 3.84	BF 30	H 6	R 5	ER 5	SO 6	BB 2	IBB 0	HBP 0	BLK 0	WP 0	HR 3	S 70	P 112	ERA 5.87	WHIP 1.043										
Paul Wilson, R ERA: 3.84																											
Todd Jones, R ERA: 3.79																											
Danny Graves, R ERA: 3.33																											
Phil Norton, L ERA: 5.03																											
John Riedling, R ERA: 4.05																											

St. Louis Cardinals @ Cincinnati Reds
Great American Ball Park, Cincinnati, OH
Mon Jul 26 2004, 7:10 PM EDT
Att: 23,155 - Unknown - 64 F

AB 44
R 9
H 12
RBI 9
BB 3
SO 7
LOB 14



Batter	1	2	3	4	5	6	7	8	9	10	11	AB	R	H	RBI	BB	SO	LOB	BOTTOM								
6 Ryan Freel, R OBP: 0.365, SLG: 0.347	1-2 P6		0-0 F9		1-3 K		2-2 G6-3			1-2 1B		5	0	1	0	0	1	1									
Juan Castro, R OBP: 0.297, SLG: 0.374	4-2 2B BB		3-2 F7		4-1 1-2 BB		0-1 P3			2-2 F8		3	1	0	0	2	0	1									
Sean Casey, L OBP: 0.397, SLG: 0.588	1-0 G4-3 HR 2B		1-1 F8		2-2 F8			0-1 G3		0-1 G3		5	1	2	1	0	0	3									
Adam Dunn, L OBP: 0.400, SLG: 0.557	2-2 G4-3		3-3 K			0-0 HR		2-1 L5			2-1 E7 2B	5	2	1	1	0	1	2									
D'Angelo Jimenez, S OBP: 0.364, SLG: 0.332	3-1 HR			1-1 L4		0-1 G1-3		1-2 F9			0-3 K	5	1	1	2	0	1	1									
Wily Mo Peña, R OBP: 0.344, SLG: 0.567	2-1 G5-3			0-0 F7		1-1 G4-1 HR			2-2 G5-3		2-1 G4-3 2B	5	1	2	2	0	0	0									
John Vander Wal, L OBP: 0.250, SLG: 0.467 Felipe Lopez, S OBP: 0.163, SLG: 0.188		2-3 K		1-2 G1-3		2-2 G4-1			2-0 G4-3		1-0 G4-3	3	0	0	0	0	1	0									
Jason LaRue, R OBP: 0.338, SLG: 0.454		3-3 K			4-2 BB BB		0-0 F8		3-3 K		2-3 K	4	0	0	0	1	3	1									
Paul Wilson, R ERA: 4.15 Todd Jones, L ERA: 2.75 Danny Graves, R ERA: 2.23 Jacob Cruz, L ERA: 2.97 Phil Norton, R ERA: 5.03 John Riedling, R ERA: 4.05		0-2 G6-3		0-2 G6-3		1-3 K		1-3 K		1-2 P2		3	0	0	0	0	2	1									
Inning Stats	R: 3 E: 0 K: 0 S: 13	H: 2 LOB: 0 P: 26	R: 0 E: 0 K: 2 S: 13	H: 0 LOB: 0 BB: 0 P: 18	R: 0 E: 0 K: 1 S: 9	H: 1 LOB: 1 BB: 0 P: 16	R: 0 E: 0 K: 0 S: 7	H: 0 LOB: 0 BB: 0 P: 9	R: 0 E: 0 K: 2 S: 12	H: 0 LOB: 0 BB: 2 P: 24	R: 2 E: 0 K: 0 S: 10	H: 2 LOB: 0 BB: 0 P: 13	R: 0 E: 0 K: 1 S: 9	H: 0 LOB: 0 BB: 0 P: 12	R: 0 E: 0 K: 0 S: 7	H: 0 LOB: 0 BB: 0 P: 10	R: 0 E: 0 K: 0 S: 11	H: 1 LOB: 1 BB: 0 P: 15	R: 1 E: 1 K: 2 S: 11	H: 1 LOB: 1 BB: 0 P: 18	1B: 1 2B: 3 3B: 0 HR: 3	SF: 0 SAC: 0 DP: 0 HBP: 0	WP: 0 PB: 0 SB: 0 CS: 0	PA: 44			
PITCHER	IP 6.0	WLS 4.15	BF 26	H 5	R 5	ER 5	SO 5	BB 3	IBB 0	HBP 0	BLK 0	WP 0	HR 3	S 64	P 106	ERA 7.50	WHIP 1.333										
Woody Williams, R ERA: 4.15																											
Kiko Calero, R ERA: 2.75																											
Steve Kline, L ERA: 2.23																											
Julian Tavarez, R ERA: 2.97																											
Cal Eldred, R ERA: 4.05																											
PITCHER	IP 0.1	WLS 1.66	BF 1	H 0	R 1	ER 0	SO 2	BB 0	IBB 0	HBP 0	BLK 0	WP 0	HR 0	S 11	P 18	ERA 0.00	WHIP 1.000										
Ray King, L ERA: 1.66																											
44 Jason Isringhausen, R ERA: 2.63																											

St. Louis Cardinals @ Cincinnati Reds
Great American Ball Park, Cincinnati, OH
Mon Jul 26 2004, 7:10 PM EDT
Att: 23,155 - Unknown - 64 F

AB 41
R 6
H 7
RBI 6
BB 3
SO 9
LOB 11



Batter	1	2	3	4	5	6	7	8	9	AB	R	H	RBI	BB	SO	LOB	TOP					
Tony Womack, L (1,4) OBP: 0.346, SLG: 0.387	2-1 SH1-3 5 G6-3 1B	4-1 WP 5 BB	0-1 G4-3			1-1 G4-6-3 1B		0-1 F8		4	1	2	0	1	0	1						
Edgar Renteria, R (1,6) OBP: 0.332, SLG: 0.419	1-1 SH1-3	4-2 WP 5 BB		1-1 F8		1-2 G4-6-3 1-2		2-0 WP 5 1B		3	0	1	0	1	0	1						
5 Albert Pujols, R (1,3) OBP: 0.412, SLG: 0.638	0-0 G5-3	0-0 E4		2-1 G5-3		0-1 G2-3		2-2 WP 1-3 E8 1B		5	0	1	1	0	0	2						
27 Scott Rolen, R (1,5) OBP: 0.403, SLG: 0.585	4-2 BB	4-2 F8		0-0 L9			1-0 G1-3 1B	1-3 K		4	0	1	0	1	1	5						
15 Jim Edmonds, L (1,8) Kiko Calero, R (8,1)	2-2 G1-3		2-2 4 1B 2B		2-2 HR			1-0 F9		4	2	2	1	0	1	2						
7 Hector Luna, R (9,PH) OBP: 0.292, SLG: 0.382										0	0	0	0	0	0	0						
Roger Cedeno, S (1,7) Dan Haren, R (9,1)		3-3 K	2-2 L7		0-0 F8		2-2 G1-3 1B	4-1 BB		4	0	1	0	1	1	1						
Reggie Sanders, R (1,9) OBP: 0.293, SLG: 0.479		1-1 HR	3-2 F9		2-2 K		1-2 G1-3 1B	0-3 K		5	1	1	1	0	2	4						
4 Yadier Molina, R (1,2) OBP: 0.349, SLG: 0.316		1-1 WP 5 2B	1-0 2B 1B		1-0 1B		1-3 K	0-1 F8		5	2	3	0	0	1	3						
Jason Marquis, L (1,1) So Taguchi, R (8,PH) OBP: 0.281, SLG: 0.364		1-3 K	1-0 1-3 3H 2B		0-0 P4			0-1 G6-3		3	0	1	2	0	1	2						
Inning Stats	R: 1 E: 0 K: 0 S: 10	H: 1 LOB: 1 BB: 1 P: 19	R: 2 E: 1 K: 2 S: 18	H: 2 LOB: 3 BB: 2 P: 33	R: 2 E: 0 K: 0 S: 13	H: 3 LOB: 1 BB: 0 P: 22	R: 0 E: 0 K: 0 S: 5	H: 0 LOB: 0 BB: 0 P: 8	R: 1 E: 0 K: 1 S: 9	H: 2 LOB: 1 BB: 0 P: 14	R: 0 E: 0 K: 0 S: 7	H: 1 LOB: 0 BB: 0 P: 9	R: 0 E: 0 K: 2 S: 19	H: 2 LOB: 2 BB: 0 P: 27	R: 0 E: 1 K: 1 S: 13	H: 2 LOB: 2 BB: 0 P: 18	R: 0 E: 0 K: 1 S: 7	H: 0 LOB: 1 BB: 1 P: 12	1B: 9 2B: 2 3B: 0 HR: 2	SF: 0 SAC: 1 DP: 1 HBP: 0	WP: 2 PB: 0 SB: 1 CS: 0	PA: 44
PITCHER	IP WLS BF H R ER SO BB IBB HBP BLK WP HR S P ERA WHIP																					
Cory Lidle, R (1,1) ERA: 5.32	5.0 L 27 8 6 5 3 3 0 0 0 0 2 2 55 96 9.00 2.200																					
Ryan Wagner, R (6,1) ERA: 6.48	2.0 8 3 0 0 2 0 0 0 0 0 0 0 26 36 0.00 1.500																					
Phil Norton, L (8,1) ERA: 4.79	2.0 9 2 0 0 2 1 0 0 0 0 0 0 20 30 0.00 1.500																					

St. Louis Cardinals @ Cincinnati Reds
Great American Ball Park, Cincinnati, OH
Tue Jul 27 2004, 7:10 PM EDT
Att: 25,366 - Unknown - 65 F

AB 39
R 6
H 13
RBI 5
BB 4
SO 7
LOB 21



Batter	1	2	3	4	5	6	7	8	9	AB	R	H	RBI	BB	SO	LOB	BOTTOM					
6 Ryan Freel, R (1,5) OBP: 0.364, SLG: 0.344	2-1 P3			4-2 G5-4-3 BB	1-2 L6			1-3 K		3	0	0	0	1	1	1						
Juan Castro, R (1,6) OBP: 0.290, SLG: 0.366	1-0 L9			1-1 G5-4-3 1-2		0-0 G1-3		0-0 G1-3		4	0	0	0	0	0	1						
Sean Casey, L (1,3) OBP: 0.396, SLG: 0.584	1-3 K			0-0 BB BB 1B		2-0 G4-3		0-1 G6-3		4	0	1	0	0	1	0						
Adam Dunn, L (1,7) OBP: 0.400, SLG: 0.555		2-3 K		4-2 BB BB		2-1 BB 1B		0-3 K		3	0	1	0	1	2	0						
D'Angelo Jimenez, S (1,4) OBP: 0.363, SLG: 0.378		2-3 K		4-2 BB BB		2-1 G3		2-3 K		3	0	0	0	1	2	1						
Wily Mo Peña, R (1,8) OBP: 0.339, SLG: 0.559		3-2 F9		1-2 BB BB	0-1 L6		2-0 G5-3			3	0	0	0	0	0	3						
John Vander Wal, L (1,9) Phil Norton, R (8,1)			3-1 G1-3		1-3 K		3-2 P5			3	0	0	0	0	1	0						
Javier Valentin, S (1,2) OBP: 0.248, SLG: 0.357			1-3 K		0-0 G6-3 2B		0-0 G3-1			3	0	1	0	0	1	0						
Cory Lidle, R (1,1) Tim Hummel, R (5,PH) Ryan Wagner, R (6,1) Felipe Lopez, S (8,6) OBP: 0.160, SLG: 0.184			0-3 K		0-1 G6-3 2-3		1-3 K			1	0	0	0	0	1	0						
Inning Stats	R: 0 E: 0 K: 1 S: 8	H: 0 LOB: 0 BB: 0 P: 12	R: 0 E: 0 K: 2 S: 9	H: 0 LOB: 0 BB: 0 P: 16	R: 0 E: 0 K: 2 S: 8	H: 0 LOB: 0 BB: 0 P: 12	R: 0 E: 0 K: 0 S: 13	H: 1 LOB: 3 BB: 3 P: 26	R: 0 E: 0 K: 1 S: 9	H: 1 LOB: 1 BB: 0 P: 11	R: 0 E: 0 K: 0 S: 6	H: 1 LOB: 1 BB: 0 P: 12	R: 0 E: 0 K: 0 S: 5	H: 0 LOB: 0 BB: 0 P: 10	R: 0 E: 0 K: 2 S: 7	H: 0 LOB: 0 BB: 0 P: 9	R: 0 E: 0 K: 2 S: 8	H: 0 LOB: 0 BB: 0 P: 10	1B: 2 2B: 1 3B: 0 HR: 0	SF: 0 SAC: 0 DP: 1 HBP: 0	WP: 0 PB: 0 SB: 0 CS: 0	PA: 32
PITCHER	IP WLS BF H R ER SO BB IBB HBP BLK WP HR S P ERA WHIP																					
Jason Marquis, R (1,1) ERA: 3.55	7.0 W 26 3 0 0 0 6 3 0 0 0 0 0 0 7 9 0.00 0.857																					
Kiko Calero, R (8,1) ERA: 2.67	1.0 3 0 0 0 2 0 0 0 0 0 0 0 7 9 0.00 0.000																					
Dan Haren, R (9,1) ERA: 19.29	1.0 3 0 0 0 2 0 0 0 0 0 0 0 8 10 0.00 0.000																					

St. Louis Cardinals @ Cincinnati Reds
Great American Ball Park, Cincinnati, OH
Tue Jul 27 2004, 7:10 PM EDT
Att: 25,366 - Unknown - 65 F

AB 29
R 0
H 3
RBI 0
BB 3
SO 10
LOB 7



Batter	1	2	3	4	5	6	7	8	9	AB	R	H	RBI	BB	SO	LOB	TOP								
Jose Vizcaino, S OBP: 0.332, SLG: 0.379	L4		F7		B2	P3			L9	5	0	0	0	0	0	5									
28 Adam Everett, R OBP: 0.313, SLG: 0.388	K		G6-3		K				HR	4	1	0	0	1	2	1									
Carlos Beltrán, S OBP: 0.361, SLG: 0.557	G6-3			17 S 16 E	G5-3				HR	5	2	2	3	0	0	0									
17 Lance Berkman, S OBP: 0.452, SLG: 0.536		P3		16 E 2B		P3			HR	3	1	0	0	2	0	0									
Mike Lamb, L OBP: 0.370, SLG: 0.551	G3			16 E BB					HR	3	2	1	2	2	0	0									
Morgan Ensberg, R OBP: 0.325, SLG: 0.386										4	0	1	0	1	1	3									
16 Jason Lane, R OBP: 0.298, SLG: 0.406	F9									4	0	0	0	1	1	5									
Brad Ausmus, R OBP: 0.294, SLG: 0.323										4	1	4	1	1	0	0									
Darren Oliver, R Jeff Kepp, R Mike Gallo, L David Weathers, R Craig Biggio, R Kirk Bullinger, R			SH1-4 1B							1	0	0	0	0	1	3									
Inning Stats	R: 0 E: 0 K: 1 S: 8	H: 0 LOB: 0 BB: 0 P: 11	R: 0 E: 0 K: 0 S: 11	H: 0 LOB: 1 BB: 1 P: 19	R: 0 E: 0 K: 0 S: 8	H: 1 LOB: 1 BB: 0 P: 9	R: 1 E: 1 K: 2 S: 26	H: 1 LOB: 3 BB: 3 P: 43	R: 0 E: 0 K: 1 S: 6	H: 0 LOB: 0 BB: 0 P: 9	R: 1 E: 0 K: 1 S: 24	H: 2 LOB: 2 BB: 2 P: 39	R: 0 E: 0 K: 0 S: 6	H: 0 LOB: 0 BB: 0 P: 8	R: 0 E: 0 K: 0 S: 5	H: 0 LOB: 0 BB: 0 P: 8	R: 6 E: 0 K: 1 S: 24	H: 5 LOB: 2 BB: 3 P: 45	1B: 4 2B: 3 3B: 0 HR: 2	SF: 0 SAC: 1 DP: 0 HBP: 0	WP: 1 PB: 0 SB: 1 CS: 0	PA: 45			
PITCHER	IP	WLS	BF	H	R	ER	SO	BB	IBB	HBP	BLK	WP	HR	S	P	ERA	WHIP								
Brandon Claussen, L ERA: 4.02	5.1	L	24	3	2	1	4	4	1	0	0	0	0	77	118	1.69	1.312								
Phil Norton, L ERA: 4.6	1.2		7	1	0	0	1	0	1	0	0	0	0	12	20	0.00	0.600								
Gabe White, L ERA: 7.68	1.1		10	4	6	6	0	2	0	0	0	0	2	18	32	40.50	4.500								
Ryan Wagner, R ERA: 6.23	0.2		4	1	0	0	1	1	0	0	0	1	0	11	21	0.00	3.000								

Houston Astros @ Cincinnati Reds
Great American Ball Park, Cincinnati, OH
Sat Jul 31 2004, 1:15 PM EDT
Att: 36,415 - Cloudy - 78 F

AB 35
R 8
H 9
RBI 7
BB 9
SO 6
LOB 19



Batter	1	2	3	4	5	6	7	8	9	AB	R	H	RBI	BB	SO	LOB	BOTTOM								
6 Ryan Freel, R OBP: 0.376, SLG: 0.347	P3					P2				3	0	1	0	1	0	0									
Juan Castro, R OBP: 0.279, SLG: 0.349	F8					P4				4	0	0	0	0	0	2									
Sean Casey, L OBP: 0.390, SLG: 0.564										2	0	0	0	2	0	0									
Adam Dunn, L OBP: 0.410, SLG: 0.572	K									4	0	3	0	0	1	1									
Wily Mo Peña, R OBP: 0.326, SLG: 0.525										3	0	0	0	0	2	2									
D'Angelo Jimenez, S OBP: 0.359, SLG: 0.369										3	0	0	0	0	1	3									
Javier Valentin, S OBP: 0.248, SLG: 0.353										3	0	0	0	0	1	3									
Felipe Lopez, S OBP: 0.226, SLG: 0.305										2	0	0	0	0	1	0									
Phil Norton, R										0	0	0	0	0	0	0									
Barry Larkin, R OBP: 0.352, SLG: 0.437										1	0	0	0	0	0	3									
Gabe White, L										0	0	0	0	0	0	0									
Ryan Wagner, R										0	0	0	0	0	0	0									
Brandon Claussen, R OBP: 0.250, SLG: 0.250										1	0	0	0	0	0	0									
Tim Hummel, R OBP: 0.250, SLG: 0.301										2	0	0	0	0	0	0									
Inning Stats	R: 0 E: 0 K: 1 S: 11	H: 0 LOB: 1 BB: 1 P: 17	R: 0 E: 0 K: 2 S: 8	H: 0 LOB: 0 BB: 0 P: 12	R: 0 E: 0 K: 1 S: 7	H: 0 LOB: 1 BB: 1 P: 14	R: 0 E: 0 K: 1 S: 6	H: 1 LOB: 1 BB: 0 P: 9	R: 0 E: 0 K: 1 S: 10	H: 0 LOB: 0 BB: 0 P: 16	R: 0 E: 0 K: 0 S: 6	H: 0 LOB: 0 BB: 0 P: 8	R: 0 E: 0 K: 0 S: 10	H: 1 LOB: 3 BB: 1 P: 20	R: 0 E: 0 K: 0 S: 7	H: 1 LOB: 0 BB: 0 P: 9	R: 0 E: 0 K: 0 S: 10	H: 1 LOB: 0 BB: 0 P: 12	1B: 4 2B: 1 3B: 0 HR: 0	SF: 0 SAC: 0 DP: 3 HBP: 1	WP: 0 PB: 0 SB: 0 CS: 1	PA: 32			
PITCHER	IP	WLS	BF	H	R	ER	SO	BB	IBB	HBP	BLK	WP	HR	S	P	ERA	WHIP								
Darren Oliver, L ERA: 5.5	5.0	W	17	1	0	0	0	1	0	1	0	0	0	16	28	0.00	1.000								
Mike Gallo, L ERA: 4.01	2.0	H	9	1	0	0	0	0	0	0	0	0	0	7	9	0.00	1.000								
David Weathers, R ERA: 4.09	1.0	H	3	1	0	0	0	0	0	0	0	0	0	10	12	0.00	1.000								
Kirk Bullinger, R ERA: 4.86	1.0		3	1	0	0	0	0	0	0	0	0	0	10	12	0.00	1.000								

Houston Astros @ Cincinnati Reds
Great American Ball Park, Cincinnati, OH
Sat Jul 31 2004, 1:15 PM EDT
Att: 36,415 - Cloudy - 78 F

AB 28
R 0
H 4
RBI 0
BB 3
SO 6
LOB 14



Batter	1	2	3	4	5	6	7	8	9	AB	R	H	RBI	BB	SO	LOB	TOP								
Craig Biggio, R (1, 7) OBP: 0.362, SLG: 0.481	F8	L5					P3			3	0	0	1	2	0	2	Houston Astros @ Cincinnati Reds Great American Ball Park, Cincinnati, OH Sun Aug 01 2004, 1:15 PM EDT Att: 34,002 - Cloudy - 83 F								
Dan Miceli, R (8, 1) OBP: 0.500, SLG: 0.500										0	0	0	0	0	0	0									
54 Brad Lidge, R (9, 1)										0	0	0	0	0	0	0									
28 Adam Everett, R (1, 6) OBP: 0.314, SLG: 0.388	P5		F8			FC6-4				5	1	2	1	0	0	1									
Carlos Beltrán, S (1, 8) OBP: 0.357, SLG: 0.550	F8		F7				1B			5	0	0	0	0	1	5									
17 Lance Berkman, S (1, 9) OBP: 0.454, SLG: 0.534										3	1	1	0	2	1	1									
Mike Lamb, L (1, 3) OBP: 0.371, SLG: 0.545										5	1	2	1	0	2	2									
Jeff Kent, R (1, 4) OBP: 0.345, SLG: 0.496										4	3	2	0	1	1	2									
Morgan Ensberg, R (1, 5) OBP: 0.329, SLG: 0.395										4	0	3	3	0	0	0									
Raul Chavez, R (1, 2) OBP: 0.238, SLG: 0.240										3	0	1	1	0	0	1									
5 Jeff Bagwell, R (8, PH) OBP: 0.335, SLG: 0.446										0	1	0	0	1	0	0									
16 Jason Lane, R (8, 7) OBP: 0.298, SLG: 0.406										0	0	0	0	0	0	0									
44 Roy Oswalt, R (1, 1) OBP: 0.146, SLG: 0.152										2	0	0	0	0	1	1									
Jose Vizcaino, S (8, PH) OBP: 0.335, SLG: 0.382										1	0	1	0	0	0	0									
Brad Ausmus, R (8, 2) OBP: 0.294, SLG: 0.323										0	0	0	0	0	0	0									
Inning Stats	R: 0 E: 0 K: 0 S: 9	H: 0 LOB: 0 BB: 0 P: 12	R: 2 E: 0 K: 0 S: 16	H: 3 LOB: 2 BB: 1 P: 22	R: 0 E: 0 K: 1 S: 7	H: 0 LOB: 1 BB: 1 P: 14	R: 0 E: 0 K: 0 S: 7	H: 1 LOB: 2 BB: 0 P: 8	R: 1 E: 0 K: 1 S: 13	H: 1 LOB: 2 BB: 2 P: 28	R: 0 E: 0 K: 1 S: 11	H: 0 LOB: 0 BB: 0 P: 15	R: 0 E: 0 K: 1 S: 16	H: 1 LOB: 1 BB: 0 P: 22	R: 3 E: 0 K: 0 S: 11	H: 4 LOB: 2 BB: 2 P: 22	R: 1 E: 0 K: 2 S: 8	H: 2 LOB: 1 BB: 0 P: 16	1B: 11 2B: 1 3B: 0 HR: 0	SF: 1 SAC: 1 DP: 1 HBP: 0	WP: 0 PB: 0 SB: 0 CS: 0	PA: 43			
PITCHER	IP	WLS	BF	H	R	ER	SO	BB	IBB	HBP	BLK	WP	HR	S	P	ERA	WHIP								
Paul Wilson, R (1, 1) ERA: 3.84	7.0		31	6	3	3	4	4	0	0	0	0	0	79	121	3.86	1.429								
John Riedling, R (8, 1) ERA: 4.37	0.1	L	6	3	3	3	0	2	0	0	0	0	0	8	18	81.00	15.000								
Todd Van Poppel, R (8, 1) ERA: 5.33	0.2		2	1	0	0	0	0	0	0	0	0	0	3	4	0.00	1.500								
Phil Norton, L (9, 1) ERA: 4.7	1.0		4	2	1	1	2	0	0	0	0	0	0	8	16	9.00	2.000								

Batter	1	2	3	4	5	6	7	8	9	AB	R	H	RBI	BB	SO	LOB	BOTTOM								
6 Ryan Freel, R (1, 5) OBP: 0.381, SLG: 0.347	K		E7							2	0	1	0	3	1	0	Houston Astros @ Cincinnati Reds Great American Ball Park, Cincinnati, OH Sun Aug 01 2004, 1:15 PM EDT Att: 34,002 - Cloudy - 83 F								
D'Angelo Jimenez, S (1, 4) OBP: 0.357, SLG: 0.367	K		G6-4-3							5	0	1	0	0	1	5									
Sean Casey, L (1, 3) OBP: 0.391, SLG: 0.566										4	1	2	0	0	0	2									
Adam Dunn, L (1, 7) OBP: 0.410, SLG: 0.574										4	1	2	0	0	1	2									
Wily Mo Peña, R (1, 8) OBP: 0.325, SLG: 0.525										4	1	1	2	0	2	0									
Jacob Cruz, L (1, 9) OBP: 0.311, SLG: 0.364										2	1	1	2	0	0	0									
John Riedling, R (8, 1) ERA: 4.37										0	0	0	0	0	0	0									
Todd Van Poppel, R (8, 1) ERA: 5.33										0	0	0	0	0	0	0									
John Vander Wal, L (8, PH) OBP: 0.208, SLG: 0.348										1	0	0	0	0	0	0									
Phil Norton, R (9, 1) ERA: 4.7										0	0	0	0	0	0	0									
Jason LaRue, R (1, 2) OBP: 0.331, SLG: 0.442										4	0	0	0	0	2	1									
Felipe Lopez, S (1, 6) OBP: 0.258, SLG: 0.349										4	1	3	0	0	0	0									
Paul Wilson, R (1, 1) ERA: 3.84										1	0	0	0	0	0	1									
Juan Castro, R (7, PH) OBP: 0.278, SLG: 0.348										1	0	0	0	0	1	0									
Javier Valentin, S (8, PH) OBP: 0.247, SLG: 0.351										1	0	0	0	0	1	1									
Inning Stats	R: 0 E: 0 K: 2 S: 12	H: 2 LOB: 2 BB: 0 P: 14	R: 0 E: 0 K: 1 S: 5	H: 0 LOB: 0 BB: 0 P: 7	R: 1 E: 1 K: 0 S: 9	H: 2 LOB: 0 BB: 0 P: 10	R: 4 E: 0 K: 1 S: 24	H: 5 LOB: 2 BB: 1 P: 34	R: 0 E: 0 K: 2 S: 7	H: 0 LOB: 0 BB: 0 P: 10	R: 0 E: 0 K: 1 S: 11	H: 0 LOB: 0 BB: 0 P: 16	R: 0 E: 0 K: 1 S: 13	H: 1 LOB: 2 BB: 1 P: 19	R: 0 E: 0 K: 0 S: 5	H: 0 LOB: 0 BB: 0 P: 7	R: 0 E: 0 K: 1 S: 11	H: 1 LOB: 1 BB: 1 P: 21	1B: 6 2B: 4 3B: 0 HR: 1	SF: 0 SAC: 1 DP: 3 HBP: 1	WP: 0 PB: 0 SB: 0 CS: 0	PA: 38			
PITCHER	IP	WLS	BF	H	R	ER	SO	BB	IBB	HBP	BLK	WP	HR	S	P	ERA	WHIP								
44 Roy Oswalt, R (1, 1) ERA: 3.8	7.0		31	6	3	3	4	4	0	0	0	0	0	79	121	3.86	1.429								
Dan Miceli, R (8, 1) ERA: 4.37	1.0	H	3	0	0	0	0	0	0	0	0	0	0	5	7	0.00	0.000								
54 Brad Lidge, R (9, 1) ERA: 2.25	1.0	S	4	1	0	0	1	1	0	0	0	0	0	11	21	0.00	2.000								



Batter	1	2	3	4	5	6	7	8	9	AB	R	H	RBI	BB	SO	LOB	TOP										
6 Ryan Freel, R OBP: 0.380, SLG: 0.346	1-1 G3			0-2 G5-3		1-3 K		0-0 1B		4	0	1	0	0	1	0	<p>Cincinnati Reds @ San Francisco Giants</p> <p>SBC Park, San Francisco, CA</p> <p>Tue Aug 03 2004, 10:15 PM EDT</p> <p>Att: 41,228 - Unknown - 64 F</p>										
D'Angelo Jimenez, S OBP: 0.358, SLG: 0.367	4-0 G5-4-3 BB			1-3 K		1-1 FC5 E 1B		2-1 P6		3	0	1	0	1	1	2											
Sean Casey, L OBP: 0.387, SLG: 0.560	1-1 SAFE G5-4-3 1-2			0-2 F9		1-0 E3 1-2		0-1 F7		4	0	0	0	0	0	2											
Adam Dunn, L OBP: 0.407, SLG: 0.567		2-3 K			0-0 P4		2-3 K		1-2 F7		4	0	0	0	0	2											
Wily Mo Peña, R OBP: 0.324, SLG: 0.518		1-3 K			4-1 BB		2-3 K		2-3 K		3	0	0	0	1	3											
Jason LaRue, R OBP: 0.328, SLG: 0.437		1-2 G5-3			2-1 F8		2-2 FC5 2-3F				3	0	0	0	0	0											
Phil Norton, R (8, 1)											0	0	0	0	0	0											
Juan Castro, R OBP: 0.279, SLG: 0.347			1-2 G1-3		1-3 K			0-1 6 1B		3	0	1	0	0	1	1											
Felipe Lopez, S OBP: 0.246, SLG: 0.333			0-1 G1-4-3			1-2 G1-3		0-0 L8		3	0	0	0	0	0	1											
Cory Lidle, R OBP: 0.233, SLG: 0.158			1-1 F8			3-2 G6-3		0-3 K		2	0	0	0	0	0	0											
Ryan Wagner, R (7, 1)										0	0	0	0	0	0	0											
Javier Valentin, S OBP: 0.245, SLG: 0.348 (7, 2)										1	0	0	0	0	1	1											
Inning Stats	R: 0 E: 0 K: 0 S: 4	H: 0 LOB: 0 BB: 1 P: 10	R: 0 E: 0 K: 2 S: 11	H: 0 LOB: 0 BB: 0 P: 15	R: 0 E: 0 K: 0 S: 7	H: 0 LOB: 0 BB: 0 P: 9	R: 0 E: 0 K: 1 S: 9	H: 0 LOB: 0 BB: 1 P: 10	R: 0 E: 0 K: 1 S: 8	H: 0 LOB: 1 BB: 1 P: 15	R: 0 E: 1 K: 2 S: 13	H: 1 LOB: 2 BB: 0 P: 21	R: 0 E: 0 K: 1 S: 9	H: 2 LOB: 2 BB: 0 P: 11	R: 0 E: 0 K: 1 S: 12	H: 0 LOB: 0 BB: 0 P: 15	1B: 3 2B: 0 3B: 0 HR: 0	SF: 0 SAC: 0 DP: 1 HBP: 0	WP: 0 PB: 0 SB: 0 CS: 0	PA: 32							
PITCHER	IP 9.0	WLS W	BF 32	H 3	R 0	ER 0	SO 9	BB 2	IBB 0	HBP 0	BLK 0	WP 0	HR 0	S 82	P 120	ERA 0.00	WHIP 0.556										

Batter	1	2	3	4	5	6	7	8	9	AB	R	H	RBI	BB	SO	LOB	BOTTOM											
Ray Durham, S OBP: 0.345, SLG: 0.448	1-1 F8 BB G1-5-3 HBP		3-2 G4-3	2-1 F7		1-2 1B		2-2 FC3-6 1B		4	1	2	0	0	0	0	<p>Cincinnati Reds @ San Francisco Giants</p> <p>SBC Park, San Francisco, CA</p> <p>Tue Aug 03 2004, 10:15 PM EDT</p> <p>Att: 41,228 - Unknown - 64 F</p>											
Ricky Ledee, L OBP: 0.387, SLG: 0.496	4-1 G1-5-3 BB		1-1 E6 1B HR		1-1 G4-3	1-1 L8		2-2 FC3-6 2B 1-2F 2-3		4	2	0	0	1	0	4												
J.T. Snow, L OBP: 0.391, SLG: 0.461	0-0 F8		3-2 HR 1B		2-0 BB 2B		2-0 HR	0-1 2B 3-H		5	3	4	2	0	0	2												
Barry Bonds, L OBP: 0.601, SLG: 0.779	1-2 G1-5-3		0-0 HR		4-0 BB IBB		2-2 HR	3-1 2B		3	2	2	5	1	0	1												
Dustan Mohr, R OBP: 0.394, SLG: 0.380	1-2 3-H		1-1 HR		4-0 BB IBB		2-2 HR	2-H 3-H 2B		1	0	1	2	0	0	0												
Pedro Feliz, R OBP: 0.291, SLG: 0.465	3-2 G6-3		1-0 2B		4-0 G4-6-3 BB		1-0 HR	3-1 G1-3		4	2	2	1	1	0	2												
A.J. Pierzynski, L OBP: 0.333, SLG: 0.438		2-2 G3	0-2 1B 2B		0-1 G4-6-3		0-0 G6-3	2-0 G3		5	0	1	1	0	0	4												
Marquis Grissom, R OBP: 0.311, SLG: 0.442		0-0 G6-3	1-0 2B		1-2 2-3		0-0 L8	3-0 F8		4	0	1	0	0	0	0												
Deivi Cruz, R OBP: 0.329, SLG: 0.444		2-0 F9		0-1 L7		1-2 F7	0-0 G4-3			4	0	0	0	0	0	0												
Cody Ransom, R OBP: 0.244, SLG: 0.243										0	0	0	0	0	0	0												
51 Noah Lowry, R OBP: 0.182, SLG: 0.182			0-0 F8		0-1 G4-3		2-2 1B	0-1 FC3-6 1B 2B		4	1	2	0	0	0	0												
Inning Stats	R: 1 E: 0 K: 0 S: 9	H: 0 LOB: 1 BB: 1 P: 18	R: 0 E: 0 K: 0 S: 5	H: 0 LOB: 0 BB: 0 P: 9	R: 4 E: 1 K: 0 S: 16	H: 5 LOB: 2 BB: 0 P: 25	R: 0 E: 0 K: 0 S: 6	H: 0 LOB: 0 BB: 0 P: 8	R: 0 E: 0 K: 0 S: 15	H: 2 LOB: 2 BB: 0 P: 20	R: 3 E: 0 K: 0 S: 8	H: 3 LOB: 0 BB: 0 P: 16	R: 3 E: 0 K: 0 S: 16	H: 4 LOB: 1 BB: 0 P: 28	R: 0 E: 0 K: 0 S: 9	H: 0 LOB: 0 BB: 0 P: 15	1B: 6 2B: 5 3B: 0 HR: 4	SF: 0 SAC: 0 DP: 1 HBP: 1	WP: 0 PB: 0 SB: 0 CS: 0	PA: 42								
PITCHER	IP 6.0	WLS L	BF 32	H 11	R 8	ER 4	SO 4	BB 2	IBB 1	HBP 1	BLK 0	WP 0	HR 4	S 61	P 106	ERA 6.00	WHIP 2.167											
Cory Lidle, R ERA: 5.35	1.1																											
Ryan Wagner, R ERA: 6.59	7.1	6	2	2	2	0	0	0	0	0	0	0	0	0	0	0	13.50	1.500										
Phil Norton, L ERA: 4.84	8.1	0.2	4	2	1	1	0	0	0	0	0	0	0	0	0	0	13.50	3.000										



Batter	1	2	3	4	5	6	7	8	9	AB	R	H	RBI	BB	SO	LOB	TOP		
6 Ryan Freel, R OBP: 0.380, SLG: 0.344	1-2 E9 F9 1B	2-2 CS 1B			2-1 G6-4-3 1B		2-1 1B		2-2 L6	5	1	4	0	0	0	2			
D'Angelo Jimenez, S OBP: 0.397, SLG: 0.364	0-1 F9	1-0 CS	3-1 G4-3		0-0 G6-4-3		1-2 P6			4	0	0	0	0	0	3			
Sean Casey, L OBP: 0.398, SLG: 0.574	1-0 HR 1B		1-2 G6-3			0-1 G3-1 G5-3 1B		1-0 G4-6-3 1B		4	1	3	1	0	0	0			
Adam Dunn, L OBP: 0.407, SLG: 0.593	3-2 HR		4-2 BB		3-2 G5-3		1-2 G4-6-3			3	1	1	2	1	0	2			
Wily Mo Peña, R OBP: 0.322, SLG: 0.519	2-1 HR		3-2 P4		0-1 G3-1			1-3 K		4	1	1	1	0	1	2			
Jason LaRue, R OBP: 0.331, SLG: 0.433	3-2 G6-3			0-1 G5-3		0-0 G6-3			0-1 FC4-6 1B	4	0	1	0	0	0	1			
Juan Castro, R OBP: 0.274, SLG: 0.343	3-2 F8		0-0 F9			2-1 G4-3		2-1 FC4-6 1B		4	0	1	0	0	0	0			
Felipe Lopez, S OBP: 0.288, SLG: 0.453		0-2 G4-3		3-1 G4-3			3-2 HR	1-2 FC4-6 6 DI		4	1	1	1	0	0	2			
Brandon Claussen, R Tim Harikkala, R John Wagner, R Ryan Wagner, R Phil Norton, R Ken Griffey Jr., L	1-3 K		1-1 G3			0-0 G6-3		0-3 K		2	0	0	0	0	0	1			
Inning Stats	R: 4 E: 1 K: 0 S: 21	H: 4 LOB: 0 BB: 0 P: 34	R: 0 E: 0 K: 1 S: 10	H: 1 LOB: 0 BB: 0 P: 13	R: 0 E: 0 K: 0 S: 12	H: 0 LOB: 1 BB: 1 P: 23	R: 0 E: 0 K: 0 S: 5	H: 0 LOB: 0 BB: 0 P: 8	R: 0 E: 0 K: 0 S: 8	H: 1 LOB: 1 BB: 0 P: 11	R: 1 E: 0 K: 0 S: 15	H: 2 LOB: 1 BB: 0 P: 23	R: 0 E: 0 K: 1 S: 5	H: 1 LOB: 0 BB: 0 P: 8	R: 0 E: 0 K: 1 S: 17	H: 2 LOB: 2 BB: 0 P: 22	1B: 9 2B: 0 3B: 0 HR: 3	SF: 0 SAC: 0 DP: 2 HBP: 0	WP: 0 PA: 38 PB: 0 SB: 0 CS: 1
PITCHER	IP WLS BF H R ER SO BB IBB HBP BLK WP HR S P ERA WHIP	IP WLS BF H R ER SO BB IBB HBP BLK WP HR S P ERA WHIP																	
Shawn Estes, L ERA: 5.77	(1, 1) 6.1 W 26 8 5 5 1 1 0 0 0 0 3 69 110 7.11 1.421	(7, 1) 1.2 H 6 2 0 0 1 0 0 0 0 0 0 12 18 0.00 1.200	(9, 1) 1.0 S 5 2 0 0 1 0 0 0 0 0 0 17 22 0.00 2.000																

Cincinnati Reds @ Colorado Rockies
Coors Field, Denver, CO
Fri Aug 06 2004, 7:05 PM MDT
Att: 26,187 - Cloudy - 81 F

AB	36
R	5
H	12
RBI	5
BB	1
SO	3
LOB	14



Batter	1	2	3	4	5	6	7	8	9	AB	R	H	RBI	BB	SO	LOB	BOTTOM		
Aaron Miles, S OBP: 0.343, SLG: 0.409	4-0 HR BB	0-2 G5-3			4-2 17 F7 E 1B BB	0-2 G6-3		0-0 G5-3		3	2	0	0	2	0	1			
Royce Clayton, R OBP: 0.343, SLG: 0.425	0-3 K		1-1 G5-3		2-0 S 2B 1B		1-3 K			4	1	1	0	0	2	1			
17 Todd Helton, L OBP: 0.453, SLG: 0.625	3-2 HR		4-1 FC6-4 BB		0-0 F7		4-0 1B G5-3 BB			2	2	1	2	2	0	2			
Vinny Castilla, R OBP: 0.347, SLG: 0.560	2-2 G6-3		0-0 FC6-4 1B		3-2 1H 3H 2B		3-2 G5-3 WP 1B			4	1	3	1	0	0	0			
Preston Wilson, R OBP: 0.315, SLG: 0.364	1-1 1B		2-2 FC6-4		0-0 2H 2B		2-1 G5-3			4	0	2	2	0	0	3			
5 Matt Holliday, R OBP: 0.352, SLG: 0.484	2-2 F8		2-2 P2		0-0 G5-3		0-0 G6-3			4	0	0	0	0	0	5			
Jeremy Burnitz, L OBP: 0.365, SLG: 0.610		1-2 E7 G6-3 2B		0-0 F7		0-0 F8		3-1 G6-3		4	1	1	0	0	0	1			
Charles Johnson, R OBP: 0.355, SLG: 0.471		2-0 G6-3		1-1 G5-3		3-2 G5-3		0-0 G6-3		4	0	0	1	0	0	0			
Shawn Estes, R Tim Harikkala, R Todd Greene, R Shawn Chacon, R	3-2 K		1-0 G5-3		0-1 E8 G6-3		3-1 HR			3	0	0	0	0	1	0			
Inning Stats	R: 2 E: 0 K: 1 S: 15	H: 2 LOB: 1 BB: 1 P: 27	R: 1 E: 1 K: 1 S: 14	H: 1 LOB: 0 BB: 0 P: 20	R: 0 E: 0 K: 0 S: 10	H: 1 LOB: 2 BB: 1 P: 19	R: 0 E: 0 K: 0 S: 4	H: 0 LOB: 0 BB: 0 P: 6	R: 3 E: 1 K: 0 S: 10	H: 3 LOB: 1 BB: 1 P: 19	R: 0 E: 1 K: 0 S: 12	H: 0 LOB: 0 BB: 0 P: 15	R: 1 E: 0 K: 1 S: 9	H: 1 LOB: 1 BB: 1 P: 19	R: 1 E: 0 K: 0 S: 6	H: 1 LOB: 0 BB: 0 P: 12	1B: 4 2B: 3 3B: 0 HR: 2	SF: 0 SAC: 0 DP: 1 HBP: 0	WP: 1 PA: 37 PB: 0 SB: 2 CS: 0
PITCHER	IP WLS BF H R ER SO BB IBB HBP BLK WP HR S P ERA WHIP	IP WLS BF H R ER SO BB IBB HBP BLK WP HR S P ERA WHIP																	
Brandon Claussen, L ERA: 4.88	(1, 1) 6.0 L 28 7 6 5 2 3 0 0 0 0 1 0 9 19 9.00 1.667	(7, 1) 1.0 5 1 1 1 1 1 0 0 0 0 1 0 9 19 9.00 2.000	(8, 1) 1.0 4 1 1 1 0 0 0 0 0 0 1 6 12 9.00 1.000																

Cincinnati Reds @ Colorado Rockies
Coors Field, Denver, CO
Fri Aug 06 2004, 7:05 PM MDT
Att: 26,187 - Cloudy - 81 F

AB	33
R	8
H	9
RBI	7
BB	4
SO	3
LOB	13



Batter	1	2	3	4	5	6	7	8	9	AB	R	H	RBI	BB	SO	LOB	TOP					
6 Ryan Freel, R (1.5) OBP: 0.383, SLG: 0.350	G5-3		BB S 1B	2-1 1B		K		3-2 1-H 2B		5	0	3	1	0	1	2	Cincinnati Reds @ Colorado Rockies Coors Field, Denver, CO Sat Aug 07 2004, 6:05 PM MDT Att: 33,649 - Cloudy - 78 F					
D'Angelo Jimenez, S (1.4) OBP: 0.356, SLG: 0.360	G3		1-2 BB BB	1-1 F9		G5-3		P5		4	0	0	0	1	0	5						
Sean Casey, L (1.3) OBP: 0.396, SLG: 0.569	F9		F3			F9		G3-1		5	0	1	0	0	0	2						
Adam Dunn, L (1.7) OBP: 0.409, SLG: 0.600		L9	4-1 2-3 BB			HR		K		4	1	2	1	1	1	0						
Wily Mo Peña, R (1.8) OBP: 0.319, SLG: 0.512		HR 1B	P3			K		K		5	1	1	0	0	2	5						
John Vander Wal, L (1.9) OBP: 0.218, SLG: 0.452		1-2 HR	G3-1			K		F7		5	1	1	2	0	2	5						
Javier Valentin, S (1.2) OBP: 0.268, SLG: 0.382		K 1B		0-1 6 1B		PB BB 1B		P5		5	0	3	0	0	0	2						
Felipe Lopez, S (1.6) OBP: 0.310, SLG: 0.500		1-2 1B	F8			PB BB		2-1 HR		3	1	2	1	1	0	1						
Paul Wilson, R (1.1) OBP: 0.170, SLG: 0.178		2-3 K		2-3 K		G1-3		4-2 6 2B BB		3	0	0	0	0	2	5						
Todd Van Poppel, R (6.1) OBP: 0.176, SLG: 0.125										0	0	0	0	0	0	0						
Jacob Cruz, L (6. PH) OBP: 0.317, SLG: 0.364										0	0	0	0	0	0	0						
Josh Hancock, R (8.1) OBP: 0.317, SLG: 0.364										0	0	0	0	0	0	0						
Inning Stats	R: 0 E: 0 K: 0 S: 7	H: 0 LOB: 0 BB: 0 P: 13	R: 2 E: 0 K: 1 S: 8	H: 4 LOB: 1 BB: 0 P: 15	R: 0 E: 0 K: 0 S: 7	H: 1 LOB: 3 BB: 2 P: 16	R: 0 E: 0 K: 1 S: 13	H: 2 LOB: 2 BB: 0 P: 19	R: 1 E: 0 K: 2 S: 11	H: 1 LOB: 0 BB: 0 P: 16	R: 0 E: 0 K: 1 S: 8	H: 1 LOB: 2 BB: 1 P: 14	R: 0 E: 0 K: 2 S: 9	H: 0 LOB: 0 BB: 0 P: 10	R: 2 E: 0 K: 0 S: 14	H: 2 LOB: 1 BB: 1 P: 25	R: 0 E: 0 K: 1 S: 10	H: 2 LOB: 2 BB: 0 P: 13	1B: 8 2B: 2 3B: 0 HR: 3	SF: 0 SAC: 0 DP: 0 HBP: 0	WP: 0 PB: 1 SB: 1 CS: 0	PA: 43
PITCHER	IP WLS BF H R ER SO BB IBB HBP BLK WP HR S P ERA WHIP																					
28 Aaron Cook, R (1.1) ERA: 4.28	2.0	10	5	2	2	1	0	0	0	0	0	0	0	0	1	16	29	9.00	2.500			
Adam Bernero, R (3.1) ERA: 5.63	3.0	14	3	1	1	3	2	0	0	0	0	0	1	30	50	3.00	1.667					
Allan Simpson, R (6.1) ERA: 5.59	1.0	W	5	1	0	0	1	0	0	0	0	0	0	8	14	0.00	2.000					
Scott Dohmann, R (7.1) ERA: 4.03	2.0	9	2	2	2	2	1	0	0	0	0	1	23	35	9.00	1.500						
Steve Reed, R (9.1) ERA: 2.59	1.0	5	2	0	0	1	0	0	0	0	0	0	10	13	0.00	2.000						

Batter	1	2	3	4	5	6	7	8	9	AB	R	H	RBI	BB	SO	LOB	BOTTOM			
Aaron Miles, S (1.4) OBP: 0.347, SLG: 0.411	F9		FC1-6 1B			FC4 1B		G5-3		5	1	3	0	0	0	0	Cincinnati Reds @ Colorado Rockies Coors Field, Denver, CO Sat Aug 07 2004, 6:05 PM MDT Att: 33,649 - Cloudy - 78 F			
Royce Clayton, R (1.6) OBP: 0.342, SLG: 0.422	17 G6-4-3 1B		FC1-6 1B FC6-4			F8		K		5	1	1	1	0	1	4				
17 Todd Helton, L (1.3) OBP: 0.455, SLG: 0.629	G6-4-3		FC6-4 1B			F9		3B		4	0	2	0	1	0	2				
Vinny Castilla, R (1.5) OBP: 0.343, SLG: 0.555		F8	FC6-4 BB			FC4		P3		4	0	0	2	0	0	3				
Jeromy Burnitz, L (1.9) OBP: 0.369, SLG: 0.618		HR	1-2 BB			5 1B		G4-3		3	2	2	1	1	0	2				
Preston Wilson, R (1.8) OBP: 0.314, SLG: 0.379		HR	F9			F9		K		4	1	1	1	0	1	3				
5 Matt Holliday, R (1.7) OBP: 0.354, SLG: 0.488		1B				P3		G5-3		4	1	2	0	0	0	0				
Todd Greene, R (1.2) OBP: 0.305, SLG: 0.510		P5				K		K		3	0	1	1	0	1	1				
Shawn Estes, R (6. PR) ERA: 5.32						1B		1B		0	1	0	0	0	0	0				
Charles Johnson, R (7.2) OBP: 0.353, SLG: 0.469						1B		HR		1	0	0	0	0	1	0				
28 Aaron Cook, R (1.1) OBP: 0.143, SLG: 0.119										1	0	0	0	0	0	0				
Adam Bernero, R (3.1) ERA: 5.63										0	0	0	0	0	0	0				
Allan Simpson, R (6.1) ERA: 5.59										0	0	0	0	0	0	0				
Jorge Piedra, L (6. PH) OBP: 0.106, SLG: 0.000										1	1	1	2	0	0	0				
Scott Dohmann, R (7.1) ERA: 4.03										0	0	0	0	0	0	0				
Mark Sweeney, L (8. PH) OBP: 0.206, SLG: 0.152										1	1	1	1	0	0	0				
Steve Reed, R (9.1) ERA: 2.59										0	0	0	0	0	0	0				
Inning Stats	R: 0 E: 0 K: 0 S: 5	H: 1 LOB: 0 BB: 0 P: 7	R: 2 E: 0 K: 0 S: 16	H: 3 LOB: 1 BB: 0 P: 24	R: 1 E: 0 K: 0 S: 8	H: 2 LOB: 2 BB: 1 P: 19	R: 0 E: 0 K: 1 S: 10	H: 0 LOB: 0 BB: 0 P: 13	R: 0 E: 0 K: 0 S: 8	H: 1 LOB: 1 BB: 0 P: 12	R: 5 E: 1 K: 0 S: 18	H: 5 LOB: 2 BB: 1 P: 30	R: 0 E: 0 K: 2 S: 9	H: 0 LOB: 0 BB: 0 P: 14	R: 1 E: 0 K: 1 S: 13	H: 2 LOB: 1 BB: 0 P: 23	1B: 9 2B: 1 3B: 1 HR: 3	SF: 1 SAC: 0 DP: 1 HBP: 0	WP: 1 PB: 0 SB: 0 CS: 0	PA: 40
PITCHER	IP WLS BF H R ER SO BB IBB HBP BLK WP HR S P ERA WHIP																			
Paul Wilson, R (1.1) ERA: 4.14	1.2	5	0	0	0	2	0	0	0	0	0	13	20	0.00	0.000					
Todd Van Poppel, R (6.1) ERA: 5.32	1.0	5	2	1	1	1	0	0	0	0	1	13	23	9.00	2.000					



Batter	1	2	3	4	5	6	7	8	9	AB	R	H	RBI	BB	SO	LOB	TOP					
6 Ryan Freel, R OBP: 0.382, SLG: 0.348 (1, 9)										5	2	1	0	1	3	2	Cincinnati Reds @ Colorado Rockies Coors Field, Denver, CO Sun Aug 08 2004, 1:05 PM MDT Att: 28,721 - Cloudy - 75 F					
Felipe Lopez, S OBP: 0.315, SLG: 0.506 (1, 6)										5	0	2	2	0	0	1						
Sean Casey, L OBP: 0.399, SLG: 0.568 Tim Hummel, R OBP: 0.278, SLG: 0.292 (7, PH) (7, 3)										2	2	1	2	2	0	1						
Adam Dunn, L OBP: 0.412, SLG: 0.601 (1, 7)										3	3	1	0	2	0	1						
Wily Mo Peña, R OBP: 0.326, SLG: 0.528 Jacob Cruz, L OBP: 0.322, SLG: 0.370 (6, PR) (6, 9)										4	2	3	5	0	0	1						
D'Angelo Jimenez, S OBP: 0.358, SLG: 0.366 (1, 4)										5	1	3	2	0	2	1						
Jason LaRue, R OBP: 0.332, SLG: 0.432 (1, 2)										5	1	2	2	0	2	2						
Juan Castro, R OBP: 0.273, SLG: 0.344 (1, 5)										5	1	1	1	0	1	3						
Cory Lidle, R OBP: 0.234, SLG: 0.190 Jose Acevedo, R OBP: 0.125, SLG: 0.056 John Vander Wal, L OBP: 0.212, SLG: 0.438 Gabe White, L (9, PH) (9, 1)										4	1	1	0	0	3	4						
Inning Stats	R: 4 E: 0 K: 0 S: 19	H: 3 LOB: 1 BB: 2 P: 34	R: 2 E: 0 K: 0 S: 8	H: 3 LOB: 1 BB: 1 P: 15	R: 3 E: 0 K: 2 S: 14	H: 4 LOB: 1 BB: 0 P: 17	R: 2 E: 0 K: 2 S: 12	H: 1 LOB: 0 BB: 1 P: 23	R: 0 E: 0 K: 1 S: 15	H: 0 LOB: 0 BB: 0 P: 19	R: 3 E: 0 K: 1 S: 17	H: 4 LOB: 2 BB: 1 P: 24	R: 0 E: 0 K: 2 S: 10	H: 1 LOB: 1 BB: 0 P: 13	R: 0 E: 0 K: 2 S: 10	H: 1 LOB: 1 BB: 0 P: 16		R: 0 E: 0 K: 3 S: 13	H: 0 LOB: 0 BB: 0 P: 19	1B: 10 2B: 5 3B: 0 HR: 1	SF: 0 SAC: 0 DP: 1 HBP: 0	WP: 0 PB: 0 SB: 1 CS: 0
PITCHER	IP	WLS	BF	H	R	ER	SO	BB	IBB	HBP	BLK	WP	HR	S	P	ERA	WHIP					
Jeff Fassero, L ERA: 5.91 Travis Driskill, R ERA: 6.48 Allan Simpson, R ERA: 4.84	(1, 1) (4, 1) (7, 1)	3.0 13 10	L 23 10	11 4 1	11 3 0	11 3 0	2 4 7	4 1 0	0 0 0	0 0 0	0 0 0	0 0 0	1 0 0	0 41 33	73 59 48	0.00 9.00 0.00	5.000 1.667 0.333					

AB	41
R	14
H	16
RBI	14
BB	5
SO	13
LOB	16



Batter	1	2	3	4	5	6	7	8	9	AB	R	H	RBI	BB	SO	LOB	BOTTOM					
Aaron Miles, S OBP: 0.347, SLG: 0.411 (1, 4)										5	0	2	0	0	0	0	Cincinnati Reds @ Colorado Rockies Coors Field, Denver, CO Sun Aug 08 2004, 1:05 PM MDT Att: 28,721 - Cloudy - 75 F					
Luis Gonzalez, R OBP: 0.311, SLG: 0.424 (1, 6)										5	2	3	0	0	0	0						
17 Todd Helton, L OBP: 0.454, SLG: 0.626 Allan Simpson, R OBP: 0.343, SLG: 0.423 (9, PH) (7, 1)										2	0	0	0	1	0	1						
Vinny Castilla, R OBP: 0.341, SLG: 0.551 Kit Pellow, R OBP: 0.326, SLG: 0.373 (7, 5)										3	0	0	0	0	1	4						
Jeromy Burnitz, L OBP: 0.372, SLG: 0.628 (1, 9)										5	2	3	2	0	0	0						
Preston Wilson, R OBP: 0.316, SLG: 0.376 Jorge Piedra, L OBP: 0.500, SLG: 0.500 (6, PH) (7, 8)										1	0	0	0	1	1	0						
5 Matt Holliday, R OBP: 0.353, SLG: 0.485 (1, 7)										4	0	1	0	0	0	4						
Charles Johnson, R OBP: 0.352, SLG: 0.466 (1, 2)										4	0	1	1	0	2	1						
Jeff Fassero, L OBP: 0.250, SLG: 0.200 Travis Driskill, R OBP: 0.405, SLG: 0.561 Mark Sweeney, L OBP: 0.405, SLG: 0.561 (6, PH) (7, 3)										1	0	0	0	0	1	0						
Inning Stats	R: 0 E: 0 K: 0 S: 6	H: 0 LOB: 0 BB: 0 P: 9	R: 1 E: 0 K: 1 S: 7	H: 1 LOB: 0 BB: 0 P: 12	R: 0 E: 0 K: 1 S: 10	H: 0 LOB: 0 BB: 0 P: 15	R: 1 E: 1 K: 0 S: 12	H: 2 LOB: 2 BB: 1 P: 22	R: 0 E: 0 K: 3 S: 12	H: 2 LOB: 3 BB: 1 P: 20	R: 1 E: 0 K: 1 S: 13	H: 4 LOB: 2 BB: 0 P: 17	R: 0 E: 0 K: 1 S: 7	H: 0 LOB: 0 BB: 0 P: 10	R: 0 E: 0 K: 1 S: 13	H: 1 LOB: 1 BB: 0 P: 16		R: 4 E: 0 K: 1 S: 16	H: 4 LOB: 0 BB: 0 P: 22	1B: 8 2B: 3 3B: 0 HR: 3	SF: 0 SAC: 0 DP: 0 HBP: 0	WP: 0 PB: 0 SB: 0 CS: 0
PITCHER	IP	WLS	BF	H	R	ER	SO	BB	IBB	HBP	BLK	WP	HR	S	P	ERA	WHIP					
Cory Lidle, R ERA: 5.32 Jose Acevedo, R ERA: 6.38 Gabe White, L ERA: 8.18	(1, 1) (7, 1) (9, 1)	6.0 7 1.0	W 1 7	28 1 4	3 0 4	3 0 4	6 2 1	0 0 0	0 0 0	0 0 0	0 0 0	0 0 0	1 20 16	60 26 22	95 26 22	4.50 0.00 36.00	1.833 0.500 4.000					

AB	40
R	7
H	14
RBI	7
BB	2
SO	9
LOB	12



Batter	1	2	3	4	5	6	7	8	9	AB	R	H	RBI	BB	SO	LOB	TOP										
Cesar Izturis, S (1, 6) OBP: 0.338, SLG: 0.383	0-1 F8		0-1 F8		0-2 F8		1-2 F9		1-1 F9	5	0	0	0	0	0	1	Los Angeles Dodgers @ Cincinnati Reds Great American Ball Park, Cincinnati, OH Tue Aug 10 2004, 7:10 PM EDT Att: 26,295 - Sunny - 82 F livebaseballscorecards.com										
Steve Finley, L (1, 8) OBP: 0.345, SLG: 0.507	0-3 K		1-1 HR		0-2 L4		3-2 2B			4	1	2	2	0	1	0											
Milton Bradley, S (1, 7) OBP: 0.379, SLG: 0.453	4-0 BB		0-3 K		2-3 K		2-2 G4-3			3	0	0	0	1	2	1											
Adrián Beltré, R (1, 5) OBP: 0.369, SLG: 0.606	1-3 K			4-1 1B SF8 BB		1-0 HR		1-1 F8		3	2	1	1	1	1	1											
Shawn Green, L (1, 9) OBP: 0.342, SLG: 0.435		3-2 CS 1B		2-1 SF8 SH 1B		0-3 K		3-3 K		4	1	2	0	0	2	0											
Hee-Seop Choi, L (1, 3) OBP: 0.383, SLG: 0.488		3-3 K 1-2		0-1 SF8		3-2 F8		1-0 H		2	0	0	1	0	1	1											
Alex Cora, L (1, 4) OBP: 0.396, SLG: 0.425		2-2 G6-3		2-3 3-H SH 1-0		0-1 SH		3-2 HBP G4-3		3	0	1	1	0	0	1											
Brent Mayne, L (1, 2) OBP: 0.328, SLG: 0.318			1-1 SH1-4 HR 1B		3-1 P5		1-0 F7		0-0 F8	4	1	1	0	0	0	2											
Jose Lima, R (1, 1) OBP: 0.182, SLG: 0.156			0-1 SH1-4		2-3 K		0-1 G4-3		3-3 K	2	0	0	0	0	1	1											
Jason Grabowski, L (9, PH) OBP: 0.311, SLG: 0.430			1-2 K							1	0	0	0	0	1	0											
Eric Gagne, R (9, 1)										0	0	0	0	0	0	0											
Inning Stats	R: 0 E: 0 K: 2 S: 9	H: 0 LOB: 1 BB: 1 P: 14	R: 0 E: 0 K: 1 S: 11	H: 1 LOB: 0 BB: 0 P: 19	R: 2 E: 0 K: 1 S: 11	H: 2 LOB: 0 BB: 0 P: 13	R: 2 E: 0 K: 1 S: 14	H: 1 LOB: 1 BB: 0 P: 25	R: 0 E: 0 K: 1 S: 12	H: 0 LOB: 0 BB: 0 P: 14	R: 1 E: 0 K: 1 S: 13	H: 2 LOB: 1 BB: 0 P: 18	R: 0 E: 0 K: 1 S: 12	H: 1 LOB: 1 BB: 0 P: 18	R: 0 E: 0 K: 1 S: 8	H: 0 LOB: 1 BB: 0 P: 16	R: 0 E: 0 K: 1 S: 6	H: 0 LOB: 0 BB: 0 P: 10	1B: 4 2B: 2 3B: 0 HR: 2	SF: 1 SAC: 2 DP: 1 HBP: 1	WP: 0 PB: 0 SB: 1 CS: 1	PA: 37					
PITCHER	IP	WLS	BF	H	R	ER	SO	BB	IBB	HBP	BLK	WP	HR	S	P	ERA	WHIP										
39 Aaron Harang, R (1, 1) ERA: 4.49	6.0	L	26	6	5	5	7	2	0	0	0	0	2	70	103	7.50	1.333										
Phil Norton, L (7, 1) ERA: 4.59	2.0		8	1	0	0	1	0	0	1	0	0	0	20	34	0.00	0.500										
Jose Acevedo, R (9, 1) ERA: 6.3	1.0	S	3	0	0	0	1	0	0	0	0	0	0	6	10	0.00	0.000										

Batter	1	2	3	4	5	6	7	8	9	AB	R	H	RBI	BB	SO	LOB	BOTTOM										
6 Ryan Freel, R (1, 9) OBP: 0.382, SLG: 0.349	0-0 2B 1B		0-2 G5-3		1-1 G4-3			1-3 K		2	1	1	0	0	0	0	Los Angeles Dodgers @ Cincinnati Reds Great American Ball Park, Cincinnati, OH Tue Aug 10 2004, 7:10 PM EDT Att: 26,295 - Sunny - 82 F livebaseballscorecards.com										
Jacob Cruz, L (4, 9) OBP: 0.317, SLG: 0.364										2	0	0	0	0	1	0											
Barry Larkin, R (1, 6) OBP: 0.354, SLG: 0.441	0-2 1-H 2B		1-0 G6-3		2-1 G4-6-3 1B			1-2 F8		4	0	2	1	0	0	0											
Sean Casey, L (1, 3) OBP: 0.395, SLG: 0.563	1-2 L4		2-1 F7		3-1 P6			0-1 P3		4	0	0	0	0	0	2											
Adam Dunn, L (1, 7) OBP: 0.410, SLG: 0.605	3-2 P4			3-2 HR		3-2 G4-6-3		3-2 G4-3		4	1	1	1	0	0	2											
Wily Mo Peña, R (1, 8) OBP: 0.322, SLG: 0.522	0-0 G6-3			1-2 G5-3		1-2 F9				3	0	0	0	0	0	1											
D'Angelo Jimenez, S (1, 4) OBP: 0.356, SLG: 0.363		1-2 G4-3		1-1 G3		0-3 K				3	0	0	0	0	1	0											
Jason LaRue, R (1, 2) OBP: 0.332, SLG: 0.435		0-1 2B		1-3 K		0-0 G6-3				3	0	1	0	0	1	0											
Juan Castro, R (1, 5) OBP: 0.269, SLG: 0.340		0-1 G1-3			1-0 P6			3-2 P6		3	0	0	0	0	0	1											
39 Aaron Harang, R (1, 1) ERA: 3.89		1-3 K			1-2 G6-3			1-1 P6		2	0	0	0	0	1	1											
Phil Norton, R (7, 1) ERA: 4.59										0	0	0	0	0	0	0											
John Vander Wal, L (9, PH) OBP: 0.206, SLG: 0.424										1	0	0	0	0	0	0											
Jose Acevedo, R (9, 1) ERA: 6.3										0	0	0	0	0	0	0											
Inning Stats	R: 1 E: 0 K: 0 S: 14	H: 2 LOB: 1 BB: 0 P: 18	R: 0 E: 0 K: 1 S: 10	H: 1 LOB: 0 BB: 0 P: 12	R: 0 E: 0 K: 0 S: 6	H: 0 LOB: 0 BB: 0 P: 9	R: 1 E: 0 K: 1 S: 13	H: 1 LOB: 0 BB: 0 P: 19	R: 0 E: 0 K: 0 S: 7	H: 0 LOB: 0 BB: 0 P: 10	R: 0 E: 0 K: 0 S: 7	H: 1 LOB: 0 BB: 0 P: 15	R: 0 E: 0 K: 1 S: 7	H: 0 LOB: 0 BB: 0 P: 8	R: 0 E: 0 K: 1 S: 9	H: 0 LOB: 0 BB: 0 P: 14	R: 0 E: 0 K: 0 S: 10	H: 0 LOB: 0 BB: 0 P: 14	1B: 2 2B: 2 3B: 0 HR: 1	SF: 0 SAC: 0 DP: 1 HBP: 0	WP: 0 PB: 0 SB: 0 CS: 0	PA: 31					
PITCHER	IP	WLS	BF	H	R	ER	SO	BB	IBB	HBP	BLK	WP	HR	S	P	ERA	WHIP										
Jose Lima, R (1, 1) ERA: 3.89	8.0	W	28	5	2	2	4	0	0	0	0	0	1	73	105	2.25	0.625										
Eric Gagne, R (9, 1) ERA: 1.61	1.0	S	3	0	0	0	0	0	0	0	0	0	0	10	14	0.00	0.000										



Batter	1	2	3	4	5	6	7	8	9	AB	R	H	RBI	BB	SO	LOB	TOP													
Cesar Izturis, S OBP: 0.337, SLG: 0.383 (1, 6)										5	1	1	0	0	1	1														
Steve Finley, L OBP: 0.352, SLG: 0.511 (1, 8)										3	2	3	1	2	0	0														
Milton Bradley, S OBP: 0.377, SLG: 0.451 Robin Ventura, L OBP: 0.316, SLG: 0.320 (3, 3)										2	0	0	0	0	1	2														
Adrián Beltré, R OBP: 0.369, SLG: 0.603 (1, 5)										4	2	1	0	1	1	4														
Shawn Green, L OBP: 0.345, SLG: 0.441 (3, 9)										3	3	1	3	2	0	1														
Jayson Werth, R OBP: 0.349, SLG: 0.537 (1, 7)										4	1	0	1	1	1	1														
José Hernández, R OBP: 0.396, SLG: 0.568 (1, 4)										5	1	2	5	0	3	0														
David Ross, R OBP: 0.264, SLG: 0.333 (1, 2)										4	1	1	1	0	1	0														
Jeff Weaver, R OBP: 0.176, SLG: 0.216 Duaner Sanchez, R OBP: 0.250, SLG: 0.500 (9, 1)										4	0	1	0	0	1	2														
Inning Stats	R: 4 E: 0 K: 2 S: 26	H: 1 LOB: 2 BB: 4 P: 49	R: 0 E: 0 K: 0 S: 5	H: 1 LOB: 0 BB: 0 P: 6	R: 3 E: 0 K: 0 S: 14	H: 2 LOB: 0 BB: 1 P: 26	R: 4 E: 0 K: 1 S: 15	H: 4 LOB: 0 BB: 0 P: 26	R: 0 E: 0 K: 0 S: 17	H: 2 LOB: 3 BB: 1 P: 23	R: 0 E: 0 K: 2 S: 11	H: 0 LOB: 0 BB: 0 P: 14	R: 0 E: 0 K: 1 S: 7	H: 0 LOB: 0 BB: 0 P: 10	R: 0 E: 0 K: 1 S: 11	H: 1 LOB: 1 BB: 0 P: 16	R: 0 E: 0 K: 2 S: 7	H: 0 LOB: 0 BB: 0 P: 9	1B: 6 2B: 1 3B: 1 HR: 3	SF: 0 SAC: 0 DP: 1 HBP: 1	WP: 0 PB: 0 SB: 0 CS: 0	PA: 44								
PITCHER	IP WLS BF H R ER SO BB IBB HBP BLK WP HR S P ERA WHIP																													
Brandon Claussen, L ERA: 6.93 Todd Van Poppel, R ERA: 5.6 Ryan Wagner, R ERA: 6.16 Gabe White, L ERA: 8.0 Danny Graves, R ERA: 3.1	(1, 1) (4, 1) (6, 1) (8, 1) (9, 1)	3.0 2.0 2.0 1.0 1.0	L 13 6 4 3	18 6 0 1 0	7 4 0 0 0	2 4 0 0 0	5 1 3 0 0	0 0 0 0 0	0 0 0 0 0	0 0 0 0 0	0 1 18 11 7	2 45 32 16 9	18.00 21.00 0.00 0.00 0.00	3.000 3.500 0.000 1.000 0.000																

Los Angeles Dodgers @ Cincinnati Reds
Great American Ball Park, Cincinnati, OH
Wed Aug 11 2004, 7:10 PM EDT
Att: 39,933 - Sunny - 70 F

AB 37
R 11
H 11
RBI 11
BB 6
SO 9
LOB 13

Batter	1	2	3	4	5	6	7	8	9	AB	R	H	RBI	BB	SO	LOB	BOTTOM												
Felipe Lopez, S OBP: 0.312, SLG: 0.494 (1, 5)										4	0	1	0	0	1	0													
Barry Larkin, R OBP: 0.356, SLG: 0.445 (1, 6)										4	1	2	0	0	0	1													
Sean Casey, L OBP: 0.394, SLG: 0.562 (1, 3)										4	0	1	0	0	1	3													
Adam Dunn, L OBP: 0.409, SLG: 0.601 (1, 7)										4	0	1	1	0	0	2													
Wily Mo Peña, R OBP: 0.318, SLG: 0.514 (1, 8)										4	0	0	0	0	1	2													
D'Angelo Jimenez, S OBP: 0.354, SLG: 0.360 (1, 4)										3	0	0	0	0	1	1													
John Vander Wal, L OBP: 0.265, SLG: 0.452 Todd Van Poppel, R OBP: 0.376, SLG: 0.575 Tim Hummel, R OBP: 0.276, SLG: 0.290 Ryan Wagner, R OBP: 0.290, SLG: 0.338 Juan Castro, R OBP: 0.290, SLG: 0.338 Gabe White, L OBP: 0.290, SLG: 0.338 Danny Graves, R OBP: 0.290, SLG: 0.338 (1, 9) (4, 1) (5, Ph) (6, 1) (7, Ph) (8, 1) (9, 1)	(1, 9) (4, 1) (5, Ph) (6, 1) (7, Ph) (8, 1) (9, 1)	2.2 2.0 2.0 1.0 1.0 1.0	L 13 6 4 3	18 6 0 1 0	7 4 0 0 0	2 4 0 0 0	5 1 3 0 0	0 0 0 0 0	0 0 0 0 0	0 1 18 11 7	2 45 32 16 9	18.00 21.00 0.00 0.00 0.00	3.000 3.500 0.000 1.000 0.000																
Javier Valentin, S OBP: 0.263, SLG: 0.374 (1, 2)										3	0	0	0	0	2	0													
Brandon Claussen, R OBP: 0.167, SLG: 0.167 Jacob Cruz, L OBP: 0.310, SLG: 0.354 (3, Ph) (4, 9)	(1, 1) (3, Ph) (4, 9)	1.0 1.0	W 4	28 1	0 1	1 1	7 7	0 0	0 0	0 0	0 0	0 0	0 0	0 0	0 0	0 1													
Inning Stats	R: 0 E: 0 K: 1 S: 10	H: 1 LOB: 1 BB: 0 P: 16	R: 0 E: 0 K: 0 S: 7	H: 0 LOB: 0 BB: 0 P: 9	R: 0 E: 0 K: 2 S: 9	H: 0 LOB: 0 BB: 0 P: 16	R: 1 E: 0 K: 0 S: 5	H: 1 LOB: 0 BB: 0 P: 9	R: 0 E: 0 K: 1 S: 9	H: 0 LOB: 0 BB: 0 P: 11	R: 0 E: 0 K: 1 S: 11	H: 1 LOB: 1 BB: 0 P: 16	R: 0 E: 0 K: 1 S: 12	H: 1 LOB: 1 BB: 0 P: 16	R: 0 E: 0 K: 1 S: 7	H: 0 LOB: 0 BB: 0 P: 11	R: 0 E: 0 K: 1 S: 7	H: 1 LOB: 1 BB: 0 P: 13	1B: 3 2B: 2 3B: 0 HR: 0	SF: 0 SAC: 0 DP: 0 HBP: 0	WP: 1 PB: 0 SB: 0 CS: 0	PA: 32							
PITCHER	IP WLS BF H R ER SO BB IBB HBP BLK WP HR S P ERA WHIP																												
Jeff Weaver, R ERA: 3.78 Duaner Sanchez, R ERA: 3.64	(1, 1) (9, 1)	1.0 1.0	W 4	28 1	0 1	1 1	7 7	0 0	0 0	0 0	0 0	0 0	0 0	0 0	0 0	0 0													

Los Angeles Dodgers @ Cincinnati Reds
Great American Ball Park, Cincinnati, OH
Wed Aug 11 2004, 7:10 PM EDT
Att: 39,933 - Sunny - 70 F

AB 32
R 1
H 5
RBI 1
BB 0
SO 7
LOB 10

Batter	1	2	3	4	5	6	7	8	9	AB	R	H	RBI	BB	SO	LOB	TOP																			
Cesar Izturis, S OBP: 0.335, SLG: 0.381	P5		HR 1B		E1 1B	K		G6-4-3		5	2	1	0	0	1	4																				
Jason Grabowski, L OBP: 0.316, SLG: 0.453 Jayson Werth, R OBP: 0.347, SLG: 0.534	F8		HR		G3 1B		L7		K	4	2	2	2	0	0	0																				
Steve Finley, L OBP: 0.350, SLG: 0.507			K2-3		P3		G4-3		F9	5	0	1	0	0	1	2																				
Adrián Beltré, R OBP: 0.372, SLG: 0.609	L8		HR		G3 1B				K	4	1	2	2	1	1	1																				
Shawn Green, L OBP: 0.342, SLG: 0.437			G1-3		G3		G4-3			4	0	0	1	0	1	2																				
Hee-Seop Choi, L OBP: 0.384, SLG: 0.485					F8		G4-3		BB G6-3 BB	2	0	0	0	2	0	1																				
Alex Cora, L OBP: 0.391, SLG: 0.419					G3		L4		G6-3	4	0	0	0	0	1	2																				
Brent Mayne, L OBP: 0.341, SLG: 0.321					G4-3		SH2-4 1B		BB BB	2	0	1	0	2	0	1																				
Wilson Alvarez, L OBP: 0.200, SLG: 0.167 Giovanni Carrara, R Robin Ventura, L OBP: 0.322, SLG: 0.320 37 Darren Dreifort, R 43 Yhency Brazoban, R			K		G4-3		SH2-4		G6-4-3 BB	2	0	0	0	0	1	1																				
Inning Stats	R: 0 E: 0 K: 0 S: 12	H: 1 LOB: 1 BB: 0 P: 19	R: 0 E: 0 K: 2 S: 10	H: 0 LOB: 1 BB: 1 P: 17	R: 3 E: 0 K: 2 S: 20	H: 3 LOB: 0 BB: 0 P: 27	R: 0 E: 0 K: 0 S: 7	H: 0 LOB: 1 BB: 1 P: 15	R: 2 E: 1 K: 1 S: 13	H: 2 LOB: 1 BB: 0 P: 14	R: 0 E: 0 K: 0 S: 10	H: 0 LOB: 1 BB: 1 P: 21	R: 0 E: 0 K: 0 S: 4	H: 0 LOB: 2 BB: 3 P: 17	R: 0 E: 0 K: 2 S: 8	H: 0 LOB: 0 BB: 0 P: 9	1B: 5 2B: 0 3B: 0 HR: 2	SF: 0 SAC: 1 DP: 1 HBP: 0	WP: 0 PA: 40 PB: 0 SB: 0 CS: 0																	
PITCHER	IP	WLS	BF	H	R	ER	SO	BB	IBB	HBP	BLK	WP	HR	S	P	ERA	WHIP	PITCHER		IP	WLS	BF	H	R	ER	SO	BB	IBB	HBP	BLK	WP	HR	S	P	ERA	WHIP
Josh Hancock, R ERA: 8.04	4.0		20	5	5	3	4	2	0	0	0	0	2	54	84	6.75	1.750																			
Phil Norton, L ERA: 4.5	2.0		8	2	0	0	1	0	0	0	0	0	0	18	26	0.00	1.000																			
John Riedling, R ERA: 4.27	1.1		8	0	0	0	0	4	0	0	0	0	0	13	37	0.00	3.000																			
Gabe White, L ERA: 7.88	0.2	W	1	0	0	0	0	0	0	0	0	0	0	1	1	0.00	0.000																			
Danny Graves, R ERA: 3.05	1.0	S	3	0	0	0	2	0	0	0	0	0	0	8	9	0.00	0.000																			

Los Angeles Dodgers @ Cincinnati Reds
Great American Ball Park, Cincinnati, OH
Thu Aug 12 2004, 12:35 PM EDT
Att: 27,416 - Cloudy - 71 F

livebaseballscorecards.com

AB 33
R 5
H 7
RBI 5
BB 6
SO 7
LOB 14



Batter	1	2	3	4	5	6	7	8	9	AB	R	H	RBI	BB	SO	LOB	BOTTOM																			
D'Angelo Jimenez, S OBP: 0.352, SLG: 0.358	F7		G4-3		G5-4-3		K			5	0	1	1	0	1	2																				
Felipe Lopez, S OBP: 0.520, SLG: 0.489 Gabe White, L			K2-3		F8					3	0	1	0	1	1	1																				
John Vander Wal, L OBP: 0.194, SLG: 0.400 Danny Graves, R							BB			1	0	0	0	0	1	2																				
Sean Casey, L OBP: 0.393, SLG: 0.559	P2				F8 2B 1B		G4-3			4	1	1	0	0	0	2																				
Adam Dunn, L OBP: 0.412, SLG: 0.604	K				SF8 1B 2B		1B 1B		HR BB	3	3	2	0	1	1	1																				
Wily Mo Peña, R OBP: 0.320, SLG: 0.525			F8		K		1B		HR	4	1	2	2	0	1	2																				
Jason LaRue, R OBP: 0.328, SLG: 0.430			K		SF8		F5		L4	3	0	0	1	0	1	2																				
Juan Castro, R OBP: 0.270, SLG: 0.340 John Riedling, R			P4		FC4-6 1B		1B		L9 BB 1B	2	0	1	1	0	0	0																				
Barry Larkin, R OBP: 0.358, SLG: 0.447 6 Ryan Freel, R OBP: 0.382, SLG: 0.349					3-H 1B		1B		1B	1	0	1	0	0	0	0																				
Darren Bragg, L OBP: 0.308, SLG: 0.100			F9		FC4-6		F8		1B BB	3	0	0	0	1	0	3																				
Josh Hancock, R OBP: 0.333, SLG: 0.333 Phil Norton, R					G4-3		G6-3		L9	1	0	1	0	0	0	0																				
Tim Hummel, R OBP: 0.277, SLG: 0.284 Jacob Cruz, L OBP: 0.315, SLG: 0.360					1B				2-3	2	0	0	0	0	0	2																				
Inning Stats	R: 0 E: 0 K: 1 S: 13	H: 1 LOB: 1 BB: 0 P: 18	R: 0 E: 0 K: 1 S: 8	H: 0 LOB: 0 BB: 0 P: 13	R: 0 E: 0 K: 1 S: 12	H: 1 LOB: 1 BB: 0 P: 17	R: 2 E: 0 K: 1 S: 17	H: 3 LOB: 1 BB: 0 P: 27	R: 0 E: 0 K: 0 S: 9	H: 0 LOB: 0 BB: 0 P: 14	R: 1 E: 0 K: 0 S: 16	H: 3 LOB: 2 BB: 0 P: 25	R: 0 E: 0 K: 1 S: 6	H: 0 LOB: 1 BB: 1 P: 13	R: 3 E: 0 K: 1 S: 15	H: 3 LOB: 2 BB: 2 P: 28	1B: 9 2B: 1 3B: 0 HR: 1	SF: 1 SAC: 0 DP: 1 HBP: 1	WP: 0 PA: 38 PB: 0 SB: 0 CS: 0																	
PITCHER	IP	WLS	BF	H	R	ER	SO	BB	IBB	HBP	BLK	WP	HR	S	P	ERA	WHIP	PITCHER		IP	WLS	BF	H	R	ER	SO	BB	IBB	HBP	BLK	WP	HR	S	P	ERA	WHIP
Wilson Alvarez, L ERA: 3.42	5.1		22	6	3	3	4	0	0	1	0	0	0	15	27	0.00	1.800																			
Giovanni Carrara, R ERA: 1.07	1.2	H	8	2	0	0	1	1	0	0	0	0	0	7	17	81.00	12.000																			
37 Darren Dreifort, R ERA: 4.22	0.1	L	5	2	3	3	0	2	0	0	0	0	1	7	17	81.00	12.000																			
43 Yhency Brazoban, R ERA: 2.45	0.2		3	1	0	0	1	0	0	0	0	0	0	8	11	0.00	1.500																			

Los Angeles Dodgers @ Cincinnati Reds
Great American Ball Park, Cincinnati, OH
Thu Aug 12 2004, 12:35 PM EDT
Att: 27,416 - Cloudy - 71 F

livebaseballscorecards.com

AB 33
R 6
H 11
RBI 6
BB 3
SO 6
LOB 17



Batter	1	2	3	4	5	6	7	8	9	AB	R	H	RBI	BB	SO	LOB	TOP		
3 Khalil Greene, R OBP: 0.345, SLG: 0.413	0-0 F8	2-0 L8			4-2 G2-3 1B HBP	0-0 L7		3-2 F9		4	1	0	0	0	0	5			
Mark Loretta, R OBP: 0.391, SLG: 0.503	3-2 F9	0-0 F8			1-1 24 G2-3 1B		2-1 F9		0-1 G1-3	5	1	1	0	0	0	1			
24 Brian Giles, L OBP: 0.365, SLG: 0.441	4-2 2B BB		3-3 K		2-2 G2-3		2-1 L8		0-0 L6	4	1	0	0	1	1	2			
Phil Nevin, R OBP: 0.382, SLG: 0.488	0-1 2B		2-0 G3		0-1 FC3-6 1B		1-3 K		3-2 G6-3	5	1	2	3	0	1	0			
Ryan Klesko, L OBP: 0.374, SLG: 0.421	2-2 2B		4-0		2-0 FC3-6 1B				1-0 P4	3	0	1	1	1	0	1			
Terrence Long, L OBP: 0.330, SLG: 0.410	1-2 G4-3		2-2 G6-3		0-2 G1-3				2-2 G4-3	4	0	0	0	0	0	3			
Sean Burroughs, L OBP: 0.345, SLG: 0.360		0-1 F9		2-1 G5-4-3 1B		2-2 FC1-6 1B		0-1 BB BB 1B		4	0	3	0	0	0	0			
Miguel Ojeda, R OBP: 0.318, SLG: 0.400		0-1 HR		1-1 L8		2-2 F8		4-1 BB BB 1B		3	1	1	1	1	0	2			
Brian Lawrence, R Blaine Neal, L Rod Beck, R Jay Payton, R Dave Hansen, L Ricky Stone, R		0-0 1B		0-0 G5-4-3 1-2		0-0 FC1-6 1-2		4-0 BB BB 1B		3	0	1	0	0	0	2			
Inning Stats	R: 2 E: 0 K: 0 S: 18	H: 2 LOB: 1 BB: 1 P: 28	R: 1 E: 0 K: 0 S: 7	H: 2 LOB: 1 BB: 0 P: 9	R: 0 E: 0 K: 1 S: 9	H: 0 LOB: 1 BB: 1 P: 20	R: 0 E: 0 K: 0 S: 5	H: 1 LOB: 0 BB: 0 P: 8	R: 2 E: 1 K: 0 S: 14	H: 2 LOB: 1 BB: 0 P: 23	R: 0 E: 0 K: 1 S: 7	H: 0 LOB: 0 BB: 0 P: 12	R: 0 E: 0 K: 0 S: 12	H: 1 LOB: 3 BB: 2 P: 26	R: 0 E: 0 K: 0 S: 7	H: 0 LOB: 0 BB: 0 P: 10	1B: 6 2B: 2 3B: 0 HR: 1	SF: 0 SAC: 0 DP: 1 HBP: 1	WP: 0 PA: 40 PB: 0 SB: 0 CS: 0
PITCHER	IP WLS BF H R ER SO BB IBB HBP BLK WP HR S P ERA WHIP	IP WLS BF H R ER SO BB IBB HBP BLK WP HR S P ERA WHIP	IP WLS BF H R ER SO BB IBB HBP BLK WP HR S P ERA WHIP	IP WLS BF H R ER SO BB IBB HBP BLK WP HR S P ERA WHIP	IP WLS BF H R ER SO BB IBB HBP BLK WP HR S P ERA WHIP	IP WLS BF H R ER SO BB IBB HBP BLK WP HR S P ERA WHIP	IP WLS BF H R ER SO BB IBB HBP BLK WP HR S P ERA WHIP	IP WLS BF H R ER SO BB IBB HBP BLK WP HR S P ERA WHIP	IP WLS BF H R ER SO BB IBB HBP BLK WP HR S P ERA WHIP	IP WLS BF H R ER SO BB IBB HBP BLK WP HR S P ERA WHIP	IP WLS BF H R ER SO BB IBB HBP BLK WP HR S P ERA WHIP	IP WLS BF H R ER SO BB IBB HBP BLK WP HR S P ERA WHIP	IP WLS BF H R ER SO BB IBB HBP BLK WP HR S P ERA WHIP	IP WLS BF H R ER SO BB IBB HBP BLK WP HR S P ERA WHIP	IP WLS BF H R ER SO BB IBB HBP BLK WP HR S P ERA WHIP	IP WLS BF H R ER SO BB IBB HBP BLK WP HR S P ERA WHIP	IP WLS BF H R ER SO BB IBB HBP BLK WP HR S P ERA WHIP	IP WLS BF H R ER SO BB IBB HBP BLK WP HR S P ERA WHIP	

San Diego Padres @ Cincinnati Reds
Great American Ball Park, Cincinnati, OH

AB	35
R	5
H	9
RBI	5
BB	4
SO	2
LOB	16



WP	0	PA	40
PB	0		
SB	0		
CS	0		

Batter	1	2	3	4	5	6	7	8	9	AB	R	H	RBI	BB	SO	LOB	BOTTOM		
Felipe Lopez, S OBP: 0.330, SLG: 0.485	2-1 G4-3		2-1 1B 2B		1-0 G4-3	4-1 2B BB		0-3 K		4	2	1	0	1	1	1			
D'Angelo Jimenez, S OBP: 0.356, SLG: 0.364	1-2 F7		3-1 G1-6-3 1B		2-3 K	0-0 1-1 2-1 2B		0-0 FC3-6 1B		5	0	3	3	0	1	0			
Sean Casey, L OBP: 0.391, SLG: 0.566	2-1 G4-3		2-1 F7		0-0 1B	1-0 P6		0-0 FC3-6 1B		5	1	1	0	0	0	3			
Adam Dunn, L OBP: 0.410, SLG: 0.605		0-0 G4-3	1-1 G1-6-3		2-1 HR 1B	2-2 HR		3-1 1B		5	2	3	1	0	0	1			
Wily Mo Peña, R OBP: 0.317, SLG: 0.538		1-3 K		0-0 G5-3		1-0 HR 1B		2-0 L9		5	2	2	4	0	1	2			
Darren Bragg, L OBP: 0.388, SLG: 0.533		1-1 1B 2B		0-0 FC5-4 1B		0-0 HR		1-2 F9		4	2	3	1	0	0	0			
Javier Valentin, S OBP: 0.268, SLG: 0.377 Ryan Wagner, R		0-0 1B		1-1 P4		0-0 SH1-4 2B 1B		3-3 K		4	1	2	1	0	1	1			
Juan Castro, R OBP: 0.270, SLG: 0.351		0-0 1B		0-0 FC5-4 1-2		0-0 SH1-4		1-3 K2-3		3	0	1	0	0	1	1			
Jose Acevedo, R John Vander Wal, L Phil Norton, R Jason LaRue, R		2-3 K		2-3 K		2-3 K		1-2 E3 1B		2	0	0	0	0	2	2			
Inning Stats	R: 0 E: 0 K: 0 S: 7	H: 0 LOB: 0 BB: 0 P: 12	R: 1 E: 0 K: 2 S: 12	H: 3 LOB: 2 BB: 0 P: 16	R: 1 E: 0 K: 0 S: 8	H: 2 LOB: 0 BB: 0 P: 16	R: 0 E: 0 K: 0 S: 5	H: 1 LOB: 1 BB: 0 P: 5	R: 0 E: 0 K: 2 S: 8	H: 0 LOB: 0 BB: 0 P: 13	R: 6 E: 0 K: 1 S: 17	H: 6 LOB: 1 BB: 1 P: 29	R: 2 E: 0 K: 2 S: 15	H: 2 LOB: 0 BB: 0 P: 22	R: 1 E: 2 K: 1 S: 11	H: 2 LOB: 2 BB: 0 P: 17	1B: 9 2B: 3 3B: 0 HR: 4	SF: 0 SAC: 1 DP: 1 HBP: 0	WP: 0 PA: 41 PB: 0 SB: 0 CS: 0
PITCHER	IP WLS BF H R ER SO BB IBB HBP BLK WP HR S P ERA WHIP	IP WLS BF H R ER SO BB IBB HBP BLK WP HR S P ERA WHIP	IP WLS BF H R ER SO BB IBB HBP BLK WP HR S P ERA WHIP	IP WLS BF H R ER SO BB IBB HBP BLK WP HR S P ERA WHIP	IP WLS BF H R ER SO BB IBB HBP BLK WP HR S P ERA WHIP	IP WLS BF H R ER SO BB IBB HBP BLK WP HR S P ERA WHIP	IP WLS BF H R ER SO BB IBB HBP BLK WP HR S P ERA WHIP	IP WLS BF H R ER SO BB IBB HBP BLK WP HR S P ERA WHIP	IP WLS BF H R ER SO BB IBB HBP BLK WP HR S P ERA WHIP	IP WLS BF H R ER SO BB IBB HBP BLK WP HR S P ERA WHIP	IP WLS BF H R ER SO BB IBB HBP BLK WP HR S P ERA WHIP	IP WLS BF H R ER SO BB IBB HBP BLK WP HR S P ERA WHIP	IP WLS BF H R ER SO BB IBB HBP BLK WP HR S P ERA WHIP	IP WLS BF H R ER SO BB IBB HBP BLK WP HR S P ERA WHIP	IP WLS BF H R ER SO BB IBB HBP BLK WP HR S P ERA WHIP	IP WLS BF H R ER SO BB IBB HBP BLK WP HR S P ERA WHIP	IP WLS BF H R ER SO BB IBB HBP BLK WP HR S P ERA WHIP		

San Diego Padres @ Cincinnati Reds
Great American Ball Park, Cincinnati, OH

AB	39
R	11
H	16
RBI	10
BB	1
SO	8
LOB	12



WP	0	PA	41
PB	0		
SB	0		
CS	0		

Batter	1	2	3	4	5	6	7	8	9	AB	R	H	RBI	BB	SO	LOB	TOP		
3 Khalil Greene, R OBP: 0.344, SLG: 0.410	F9			G5-3		F8		F8		5	0	1	2	0	0	3			
Mark Loretta, R OBP: 0.391, SLG: 0.593	E7				L7			G6-3		4	1	1	0	1	0	1			
24 Brian Giles, L OBP: 0.364, SLG: 0.437	P5				F7			F7		4	0	0	1	1	0	1			
Phil Nevin, R OBP: 0.385, SLG: 0.490					G4-3			F9		5	0	3	2	0	0	0			
Ryan Klesko, L OBP: 0.373, SLG: 0.417	K			L4		HBP				3	1	0	0	1	2	2			
Terrence Long, L OBP: 0.329, SLG: 0.408				K		K		K		4	0	1	0	0	3	2			
Sean Burroughs, L OBP: 0.346, SLG: 0.361						HBP		F8		4	1	2	0	0	0	1			
Miguel Ojeda, R OBP: 0.318, SLG: 0.394										2	2	0	0	0	0	2			
Jay Payton, R OBP: 0.303, SLG: 0.325	FC5-4			F8		2B		F9		1	0	0	0	0	0	0			
Adam Eaton, R OBP: 0.275, SLG: 0.319										2	2	2	2	0	0	0			
Scott Linebrink, R ERA: 4.37				SH1-4						1	0	0	0	0	1	0			
Akinori Otsuka, R ERA: 9.95										0	0	0	0	0	0	0			
Inning Stats	R: 1 H: 2 E: 1 K: 1 S: 10	H: 2 R: 1 ER: 0 LOB: 1 BB: 0 P: 18	R: 2 H: 3 E: 0 K: 0 S: 10	H: 3 R: 1 ER: 0 LOB: 1 BB: 0 P: 16	R: 0 H: 1 E: 0 K: 1 S: 8	H: 1 R: 0 ER: 0 LOB: 1 BB: 0 P: 13	R: 0 H: 1 E: 0 K: 0 S: 9	H: 0 R: 0 ER: 0 LOB: 0 BB: 0 P: 11	R: 4 H: 3 E: 0 K: 1 S: 20	H: 3 R: 0 ER: 0 LOB: 2 BB: 3 P: 42	R: 0 H: 0 E: 0 K: 2 S: 9	H: 0 R: 0 ER: 0 LOB: 0 BB: 0 P: 16	R: 0 H: 0 E: 0 K: 1 S: 8	H: 0 R: 0 ER: 0 LOB: 0 BB: 0 P: 12	R: 0 H: 0 E: 0 K: 0 S: 6	H: 0 R: 0 ER: 0 LOB: 0 BB: 0 P: 8	1B: 7 2B: 3 3B: 0 HR: 0	SF: 0 SAC: 1 DP: 0 HBP: 1	WP: 0 PA: 40 PB: 0 SB: 0 CS: 0
PITCHER	IP	WLS	BF	H	R	ER	SO	BB	IBB	HBP	BLK	WP	HR	S	P	ERA	WHIP		
Luke Hudson, R ERA: 8.44	5.1	L	26	8	6	5	3	1	0	1	0	0	0	53	90	8.44	1.688		
John Riedling, R ERA: 4.37	0.2		5	2	1	1	0	2	0	0	0	0	0	11	23	13.50	6.000		
Gabe White, L ERA: 7.55	1.0		3	0	0	0	2	0	0	0	0	0	0	9	16	0.00	0.000		
Joe Valentine, R ERA: 9.95	2.0		6	0	0	0	1	0	0	0	0	0	0	14	20	0.00	0.000		

San Diego Padres @ Cincinnati Reds
Great American Ball Park, Cincinnati, OH
Sun Aug 15 2004, 1:15 PM EDT
Att: 31,447 - Sunny - 69 F

AB	35
R	7
H	10
RBI	7
BB	3
SO	6
LOB	12



Batter	1	2	3	4	5	6	7	8	9	AB	R	H	RBI	BB	SO	LOB	BOTTOM				
Felipe Lopez, S OBP: 0.333, SLG: 0.475	P5					G4-3				4	0	1	0	1	1	2					
D'Angelo Jimenez, S OBP: 0.359, SLG: 0.367										4	1	3	0	0	0	0					
Sean Casey, L OBP: 0.396, SLG: 0.578										4	1	3	2	1	0	2					
Adam Dunn, L OBP: 0.406, SLG: 0.598	F7									5	0	0	0	0	3	7					
Wily Mo Peña, R OBP: 0.316, SLG: 0.533										4	0	1	0	0	2	6					
Joe Valentine, R ERA: 9.95										0	0	0	0	0	0	0					
Darren Bragg, L OBP: 0.318, SLG: 0.421	P6									4	0	0	0	0	2	1					
Jason LaRue, R OBP: 0.328, SLG: 0.435										3	0	1	0	0	2	0					
Juan Castro, R OBP: 0.274, SLG: 0.354										4	0	2	0	0	0	1					
Luke Hudson, R ERA: 8.44										2	0	0	0	0	0	0					
John Riedling, R ERA: 4.37										0	0	0	0	0	0	0					
John Vander Wal, L OBP: 0.194, SLG: 0.378										1	0	0	0	0	1	2					
Gabe White, L ERA: 7.55										0	0	0	0	0	0	0					
6 Ryan Freel, R OBP: 0.383, SLG: 0.352										1	0	0	0	0	0	1					
Inning Stats	R: 2 H: 3 E: 0 K: 0 S: 13	H: 3 R: 2 ER: 0 LOB: 0 BB: 0 P: 22	R: 0 H: 0 E: 0 K: 0 S: 5	H: 0 R: 2 ER: 0 LOB: 0 BB: 0 P: 6	R: 0 H: 2 E: 0 K: 3 S: 13	H: 2 R: 0 ER: 0 LOB: 0 BB: 0 P: 20	R: 0 H: 0 E: 0 K: 2 S: 8	H: 0 R: 0 ER: 0 LOB: 0 BB: 0 P: 10	R: 0 H: 1 E: 0 K: 2 S: 19	H: 1 R: 1 ER: 0 LOB: 3 BB: 1 P: 29	R: 0 H: 2 E: 0 K: 1 S: 19	H: 2 R: 0 ER: 0 LOB: 2 BB: 0 P: 24	R: 0 H: 1 E: 0 K: 0 S: 11	H: 1 R: 0 ER: 0 LOB: 1 BB: 0 P: 15	R: 0 H: 1 E: 0 K: 2 S: 12	H: 1 R: 0 ER: 0 LOB: 1 BB: 0 P: 18	R: 0 H: 1 E: 0 K: 1 S: 9	H: 1 R: 0 ER: 0 LOB: 1 BB: 1 P: 19	1B: 9 2B: 1 3B: 0 HR: 1	SF: 0 SAC: 0 DP: 2 HBP: 2	WP: 0 PA: 40 PB: 0 SB: 0 CS: 0
PITCHER	IP	WLS	BF	H	R	ER	SO	BB	IBB	HBP	BLK	WP	HR	S	P	ERA	WHIP				
Adam Eaton, R ERA: 4.9	6.0	W	28	8	2	2	8	1	0	2	0	0	0	77	111	3.00	1.500				
Scott Linebrink, R ERA: 1.99	2.0		8	2	0	0	2	0	0	0	0	0	0	23	33	0.00	1.000				
Akinori Otsuka, R ERA: 1.99	1.0		4	1	0	0	1	1	0	0	0	0	0	9	19	0.00	2.000				

San Diego Padres @ Cincinnati Reds
Great American Ball Park, Cincinnati, OH
Sun Aug 15 2004, 1:15 PM EDT
Att: 31,447 - Sunny - 69 F

AB	36
R	2
H	11
RBI	2
BB	2
SO	11
LOB	22



Batter	1	2	3	4	5	6	7	8	9	AB	R	H	RBI	BB	SO	LOB	TOP
6 Ryan Freel, R (1,5) OBP: 0.381, SLG: 0.354 Todd Van Poppel, R (7,1) OBP: 0.176, SLG: 0.125 Phil Norton, R (8,1) John Riedling, R (8,1) Bary Larkin, R (9,PH) OBP: 0.395, SLG: 0.446 D'Angelo Jimenez, S (1,4) OBP: 0.356, SLG: 0.364	0-0 P3 1-1 G4-3 2-1 G6-3		3-1 2B 0-1 G4-3			2-2 F9 3-3 K 0-1 K 0-1 G4-3	3-3 K 0-1 G4-3		1-0 F8	4	0	1	0	0	1	1	Cincinnati Reds @ St. Louis Cardinals Busch Stadium, St. Louis, MO Mon Aug 16 2004, 7:10 PM CDT Att: 33,957 - Cloudy - 79 F
Sean Casey, L (1,3) OBP: 0.395, SLG: 0.582 Adam Dunn, L (1,7) OBP: 0.407, SLG: 0.600				1-1 G4-3		0-1 HR 2-1 FC5-4 3-1 1B		2-1 G4-3	0-0 L4	4	1	1	1	0	0	0	
Wily Mo Peña, R (1,8) OBP: 0.315, SLG: 0.527 Darren Bragg, L (1,9) OBP: 0.308, SLG: 0.522				2-2 G4-3 2-3 HBP 2-2 P5					0-3 K	3	0	0	0	0	1	2	
Jason LaRue, R (1,2) OBP: 0.327, SLG: 0.433 Felipe Lopez, S (1,6) OBP: 0.330, SLG: 0.462				2-2 FC6-4 1-3 K		0-0 L6 1-1 F9			2-1 G1-3 3-2 G4-3	4	1	1	0	0	0	1	
39 Aaron Harang, R (1,1) OBP: 0.024, SLG: 0.049 Ryan Wagner, R (6,1) John Vander Wal, L (7,PH) OBP: 0.184, SLG: 0.378 Juan Castro, R (7,PH) OBP: 0.280, SLG: 0.382				1-1 G5-3		1-1 G6-3			1-1 HR	2	0	0	0	0	0	0	
Inning Stats	R: 0 H: 0 E: 0 LOB: 0 K: 0 BB: 0 S: 5 P: 8	R: 0 H: 0 E: 0 LOB: 1 K: 2 BB: 0 S: 12 P: 18	R: 0 H: 1 E: 0 LOB: 1 K: 1 BB: 0 S: 9 P: 14	R: 0 H: 1 E: 0 LOB: 1 K: 0 BB: 0 S: 13 P: 21	R: 0 H: 0 E: 0 LOB: 0 K: 0 BB: 0 S: 5 P: 7	R: 1 H: 2 E: 0 LOB: 1 K: 1 BB: 0 S: 16 P: 26	R: 2 H: 2 E: 0 LOB: 1 K: 1 BB: 1 S: 13 P: 21	R: 0 H: 0 E: 0 LOB: 0 K: 1 BB: 0 S: 6 P: 8	R: 2 H: 2 E: 0 LOB: 0 K: 0 BB: 0 S: 14 P: 24	1B: 2 SF: 0 2B: 2 SAC: 0 3B: 1 DP: 0 HR: 3 HBP: 1	WP: 0 PA: 37 PB: 0 SB: 0 CS: 0						
PITCHER	IP WLS BF H R ER SO BB IBB HBP BLK WP HR S P ERA WHIP																
Jeff Suppan, R (1,1) ERA: 3.86 Ray King, L (7,1) ERA: 2.18 44 Jason Istringhausen, R (8,1) ERA: 2.62	6.1 W 26 5 3 3 4 1 0 1 0 0 1 65 103 4.26 0.947																

Batter	1	2	3	4	5	6	7	8	9	AB	R	H	RBI	BB	SO	LOB	BOTTOM
Tony Womack, L (1,4) OBP: 0.336, SLG: 0.382 Roger Casteno, S (1,9) ERA: 3.86 44 Jason Istringhausen, R (8,1) OBP: 0.333, SLG: 0.333	2-2 5 1B 2B 1B 1B	1-1 G4-3		0-1 FC4-6 CS 1-2			4-1 L3 BB L3	3-1 5 HR 1B		4	2	2	0	1	0	2	Cincinnati Reds @ St. Louis Cardinals Busch Stadium, St. Louis, MO Mon Aug 16 2004, 7:10 PM CDT Att: 33,957 - Cloudy - 79 F
5 Albert Pujols, R (1,3) OBP: 0.407, SLG: 0.653 27 Scott Rolen, R (1,5) OBP: 0.414, SLG: 0.617 Marlon Anderson, L (8,PH) OBP: 0.269, SLG: 0.371	3-2 1H 2H 2B		4-1 27 2B BB	3-2 CS 1-2	4-2 27 HBP BB		0-2 L3 1-1	2-3 K	0-1 27 1B 2B 1H 2H HR	2	2	1	0	2	0	1	
15 Jim Edmonds, L (1,8) OBP: 0.414, SLG: 0.630 Edgar Renteria, R (1,6) OBP: 0.335, SLG: 0.414			0-2 F8 1H 2B	2-2 E 2B	4-2 HBP 1B		0-1 27 1B 2B 1B	2-2 F9	0-2 HR	3	2	2	2	0	1	1	
Reggie Sanders, R (1,7) OBP: 0.296, SLG: 0.471 Mike Matheny, R (1,2) OBP: 0.288, SLG: 0.328			1-3 K	1-3 K	2-3 K		4-0 1B IBB	1-2 1B	2-2 F9	3	0	0	0	1	3	4	
Jeff Suppan, R (1,1) Ray King, L (7,1) John Mabry, L (8,9) OBP: 0.406, SLG: 0.530			0-0 E6 FC5-4 2H	0-1 G4-3			1-2 1B	1-3 2H 1B	2-2 SF8 3B	4	0	1	1	0	1	3	
Inning Stats	R: 2 H: 3 E: 0 LOB: 1 K: 3 BB: 0 S: 18 P: 29	R: 0 H: 1 E: 0 LOB: 1 K: 0 BB: 0 S: 9 P: 14	R: 2 H: 1 E: 1 LOB: 1 K: 1 BB: 1 S: 14 P: 21	R: 0 H: 1 E: 0 LOB: 0 K: 1 BB: 0 S: 10 P: 16	R: 0 H: 0 E: 0 LOB: 2 K: 1 BB: 1 S: 17 P: 29	R: 0 H: 0 E: 0 LOB: 0 K: 0 BB: 0 S: 8 P: 11	R: 2 H: 3 E: 0 LOB: 2 K: 0 BB: 2 S: 14 P: 25	R: 4 H: 3 E: 1 LOB: 0 K: 1 BB: 0 S: 17 P: 28	1B: 7 SF: 1 2B: 4 SAC: 1 3B: 1 DP: 1 HR: 1 HBP: 1	WP: 0 PA: 41 PB: 0 SB: 0 CS: 1							
PITCHER	IP WLS BF H R ER SO BB IBB HBP BLK WP HR S P ERA WHIP																
39 Aaron Harang, R (1,1) ERA: 4.53 Ryan Wagner, R (6,1) ERA: 5.5 Todd Van Poppel, R (7,1) ERA: 6.15 Phil Norton, L (8,1) ERA: 4.47 John Riedling, R (8,1) ERA: 4.5	5.0 L 24 4 4 3 6 2 0 1 0 0 0 68 109 5.40 1.600																



Batter	1	2	3	4	5	6	7	8	9	AB	R	H	RBI	BB	SO	LOB	TOP
6 Ryan Freel, R (1,5) OBP: 0.381, SLG: 0.354 Joe Valentine, R (7,1) Javier Valentin, S (8,2) D'Angelo Jimenez, S (1,4) OBP: 0.353, SLG: 0.360 Sean Casey, L (1,3) Adam Dunn, L (1,7) Wily Mo Peña, R (1,8) OBP: 0.311, SLG: 0.520 Darren Bragg, L (1,9) OBP: 0.297, SLG: 0.444 Jason LaRue, R (1,2) Danny Graves, R (8,1) Felipe Lopez, S (1,6) OBP: 0.336, SLG: 0.472 Brandon Claussen, R (1,1) Jacob Cruz, L (7,PH) Gabe White, L (7,1) Juan Castro, R (7,5) OBP: 0.279, SLG: 0.380	G6-3 E4 G6-3 F8		F9 1B F9 1B K		G5-3 G3 BB K		SH1-4 FC6-2-5 BB BB G6-3		1B K F8	3	1	1	0	0	0	0	
Inning Stats	R: 0 H: 0 E: 1 K: 0 S: 15	H: 0 LOB: 1 BB: 0 P: 26	R: 0 H: 1 E: 0 K: 2 S: 11	R: 1 H: 2 E: 0 K: 1 S: 13	R: 1 H: 2 E: 0 K: 0 S: 11	R: 0 H: 0 E: 0 K: 2 S: 7	R: 0 H: 0 E: 0 K: 2 S: 8	R: 0 H: 1 E: 0 K: 1 S: 13	R: 0 H: 1 E: 0 K: 2 S: 10	R: 0 H: 1 E: 0 K: 1 S: 12	1B: 5 2B: 2 3B: 1 HR: 0	SF: 0 SAC: 1 DP: 0 HBP: 1	WP: 0 PA: 39 PB: 0 SB: 1 CS: 0				
PITCHER	IP WLS BF H R ER SO BB IBB HBP BLK WP HR S P ERA WHIP																
Matt Morris, R (1,1) Cal Eldred, R (8,1) ERA: 4.67 Jason Simontacchi, R (9,1) ERA: 4.63 Steve Kline, L (9,1) ERA: 2.13	7.0 1.0 0.1 0.2	31 W 4 2 2	6 1 1 0	2 0 0 0	2 0 0 0	0 0 0 0	0 0 0 0	78 10 7 5	127 13 11 6	2.57 0.00 0.00 0.00							

Cincinnati Reds @ St. Louis Cardinals
 Busch Stadium, St. Louis, MO
 Tue Aug 17 2004, 7:10 PM CDT
 Att: 33,466 - Unknown - 85 F

AB	35
R	2
H	8
RBI	2
BB	2
SO	9
LOB	15



Batter	1	2	3	4	5	6	7	8	9	AB	R	H	RBI	BB	SO	LOB	BOTTOM
Tony Womack, L (1,4) OBP: 0.339, SLG: 0.382 Larry Walker, L (1,9) OBP: 0.480, SLG: 0.652 5 Albert Pujols, R (1,3) OBP: 0.405, SLG: 0.649 27 Scott Rolen, R (1,5) OBP: 0.414, SLG: 0.612 Edgar Renteria, R (1,6) OBP: 0.333, SLG: 0.410 15 Jim Edmonds, L (1,8) OBP: 0.415, SLG: 0.629 Reggie Sanders, R (1,7) OBP: 0.298, SLG: 0.473 4 Yadier Molina, R (9,2) OBP: 0.340, SLG: 0.301 Mike Matheny, R (1,2) OBP: 0.292, SLG: 0.330 Marlon Anderson, L (8,PH) OBP: 0.272, SLG: 0.374 Jason Simontacchi, R (9,1) OBP: 0.500, SLG: 0.500 Steve Kline, S (9,1) Matt Morris, R (1,1) OBP: 0.164, SLG: 0.151 Roger Cedeno, S (7,PH) OBP: 0.368, SLG: 0.419 Cal Eldred, R (8,1) John Mabry, L (8,PH) OBP: 0.406, SLG: 0.527	1B 5 SF8 1B 5 SF8 1B SF8 P4 G5-3		27 L6-4 HBP BB F5 L6-4 2-2		F8 F8 F8 F9 L4 L4 2B IBB K		F8 G6-3 1B K 15 1B P6 FC6-4 1B F8 FC6-4 IBB IBB F9 F7		HR BB HR 1B 1B 1B BB HR BB HR 1B F7	3	2	1	1	1	0	0	
Inning Stats	R: 1 H: 2 E: 0 K: 0 S: 16	H: 1 LOB: 1 BB: 0 P: 21	R: 0 H: 1 E: 0 K: 2 S: 17	R: 0 H: 0 E: 0 K: 0 S: 8	R: 0 H: 1 E: 0 K: 1 S: 12	R: 0 H: 0 E: 0 K: 0 S: 4	R: 0 H: 1 E: 0 K: 0 S: 10	R: 0 H: 1 E: 0 K: 1 S: 9	R: 6 H: 4 E: 0 K: 0 S: 17	R: 0 H: 1 E: 0 K: 0 S: 10	1B: 8 2B: 2 3B: 0 HR: 1	SF: 1 SAC: 0 DP: 1 HBP: 2	WP: 0 PA: 40 PB: 0 SB: 0 CS: 0				
PITCHER	IP WLS BF H R ER SO BB IBB HBP BLK WP HR S P ERA WHIP																
Brandon Claussen, L (1,1) Gabe White, L (7,1) ERA: 7.45 Joe Valentine, R (7,1) OBP: 0.109 Danny Graves, R (8,1) ERA: 3.86	6.0 0.2 0.2 0.2	26 H 3 H 3 L 8	1 0 1 5	1 0 1 5	0 0 0 0	0 0 0 0	0 0 0 0	6 9 12 11	9 9 12 27	1.50 0.00 13.50 67.50							

Cincinnati Reds @ St. Louis Cardinals
 Busch Stadium, St. Louis, MO
 Tue Aug 17 2004, 7:10 PM CDT
 Att: 33,466 - Unknown - 85 F

AB	32
R	7
H	10
RBI	7
BB	5
SO	4
LOB	20



Batter	1	2	3	4	5	6	7	8	9	AB	R	H	RBI	BB	SO	LOB	TOP																																																																											
Felipe Lopez, S (1, 6) <small>OBP: 0.531, SLG: 0.460</small>										5	1	1	0	0	3	3																																																																												
D'Angelo Jimenez, S (1, 4) <small>OBP: 0.353, SLG: 0.351</small>										4	1	1	0	1	0	0																																																																												
Sean Casey, L (1, 3) <small>OBP: 0.396, SLG: 0.577</small>										4	0	1	3	0	0	1																																																																												
Adam Dunn, L (1, 7) <small>OBP: 0.402, SLG: 0.593</small>										4	0	1	1	0	3	2																																																																												
Wily Mo Peña, R (1, 8) <small>OBP: 0.310, SLG: 0.527</small>										4	1	1	1	0	2	1																																																																												
Darren Bragg, L (1, 9) <small>OBP: 0.294, SLG: 0.467</small>										3	0	1	0	1	1	1																																																																												
Jason LaRue, R (1, 2) <small>OBP: 0.334, SLG: 0.448</small>										4	1	2	0	0	0	2																																																																												
Juan Castro, R (1, 5) <small>OBP: 0.279, SLG: 0.382</small>										4	1	1	0	0	2	3																																																																												
Josh Hancock, R (1, 1) <small>OBP: 0.206, SLG: 0.300</small> Phil Norton, R (7, 1) <small>OBP: 0.368, SLG: 0.415</small> Ryan Wagner, R (8, 1) <small>OBP: 0.356, SLG: 0.444</small> Gabe White, L (8, 1) <small>OBP: 0.356, SLG: 0.444</small> Barry Larkin, R (9, PH) <small>OBP: 0.356, SLG: 0.444</small> Danny Graves, R (9, 1)										2	0	0	0	0	2	2																																																																												
Inning Stats	R: 2 H: 3 E: 0 K: 1 S: 19	H: 3 LOB: 1 BB: 0 P: 30	R: 2 H: 3 E: 0 K: 3 S: 18	H: 3 LOB: 2 BB: 1 P: 29	R: 0 H: 1 E: 0 K: 2 S: 10	H: 1 LOB: 1 BB: 0 P: 12	R: 0 H: 0 E: 0 K: 2 S: 9	H: 0 LOB: 0 BB: 0 P: 15	R: 1 H: 1 E: 0 K: 2 S: 9	H: 1 LOB: 0 BB: 0 P: 16	R: 0 H: 1 E: 0 K: 1 S: 12	H: 1 LOB: 1 BB: 0 P: 19	R: 0 H: 0 E: 0 K: 1 S: 6	H: 0 LOB: 0 BB: 0 P: 10	R: 0 H: 0 E: 0 K: 0 S: 6	H: 0 LOB: 1 BB: 1 P: 12	R: 0 H: 0 E: 0 K: 1 S: 7	H: 0 LOB: 0 BB: 0 P: 10	1B: 4 2B: 4 3B: 0 HR: 1	SF: 0 SAC: 1 DP: 0 HBP: 0	WP: 0 PB: 1 SB: 0 CS: 0	PA: 38																																																																						
PITCHER	IP WLS BF H R ER SO BB IBB HBP BLK WP HR S P ERA WHIP	IP WLS BF H R ER SO BB IBB HBP BLK WP HR S P ERA WHIP	IP WLS BF H R ER SO BB IBB HBP BLK WP HR S P ERA WHIP	IP WLS BF H R ER SO BB IBB HBP BLK WP HR S P ERA WHIP	IP WLS BF H R ER SO BB IBB HBP BLK WP HR S P ERA WHIP	IP WLS BF H R ER SO BB IBB HBP BLK WP HR S P ERA WHIP	IP WLS BF H R ER SO BB IBB HBP BLK WP HR S P ERA WHIP	IP WLS BF H R ER SO BB IBB HBP BLK WP HR S P ERA WHIP	IP WLS BF H R ER SO BB IBB HBP BLK WP HR S P ERA WHIP	IP WLS BF H R ER SO BB IBB HBP BLK WP HR S P ERA WHIP	IP WLS BF H R ER SO BB IBB HBP BLK WP HR S P ERA WHIP	IP WLS BF H R ER SO BB IBB HBP BLK WP HR S P ERA WHIP	IP WLS BF H R ER SO BB IBB HBP BLK WP HR S P ERA WHIP	IP WLS BF H R ER SO BB IBB HBP BLK WP HR S P ERA WHIP	IP WLS BF H R ER SO BB IBB HBP BLK WP HR S P ERA WHIP	IP WLS BF H R ER SO BB IBB HBP BLK WP HR S P ERA WHIP	IP WLS BF H R ER SO BB IBB HBP BLK WP HR S P ERA WHIP	IP WLS BF H R ER SO BB IBB HBP BLK WP HR S P ERA WHIP	IP WLS BF H R ER SO BB IBB HBP BLK WP HR S P ERA WHIP	IP WLS BF H R ER SO BB IBB HBP BLK WP HR S P ERA WHIP	IP WLS BF H R ER SO BB IBB HBP BLK WP HR S P ERA WHIP	IP WLS BF H R ER SO BB IBB HBP BLK WP HR S P ERA WHIP	IP WLS BF H R ER SO BB IBB HBP BLK WP HR S P ERA WHIP	IP WLS BF H R ER SO BB IBB HBP BLK WP HR S P ERA WHIP	IP WLS BF H R ER SO BB IBB HBP BLK WP HR S P ERA WHIP	IP WLS BF H R ER SO BB IBB HBP BLK WP HR S P ERA WHIP	IP WLS BF H R ER SO BB IBB HBP BLK WP HR S P ERA WHIP	IP WLS BF H R ER SO BB IBB HBP BLK WP HR S P ERA WHIP	IP WLS BF H R ER SO BB IBB HBP BLK WP HR S P ERA WHIP	IP WLS BF H R ER SO BB IBB HBP BLK WP HR S P ERA WHIP	IP WLS BF H R ER SO BB IBB HBP BLK WP HR S P ERA WHIP	IP WLS BF H R ER SO BB IBB HBP BLK WP HR S P ERA WHIP	IP WLS BF H R ER SO BB IBB HBP BLK WP HR S P ERA WHIP	IP WLS BF H R ER SO BB IBB HBP BLK WP HR S P ERA WHIP	IP WLS BF H R ER SO BB IBB HBP BLK WP HR S P ERA WHIP	IP WLS BF H R ER SO BB IBB HBP BLK WP HR S P ERA WHIP	IP WLS BF H R ER SO BB IBB HBP BLK WP HR S P ERA WHIP	IP WLS BF H R ER SO BB IBB HBP BLK WP HR S P ERA WHIP	IP WLS BF H R ER SO BB IBB HBP BLK WP HR S P ERA WHIP	IP WLS BF H R ER SO BB IBB HBP BLK WP HR S P ERA WHIP	IP WLS BF H R ER SO BB IBB HBP BLK WP HR S P ERA WHIP	IP WLS BF H R ER SO BB IBB HBP BLK WP HR S P ERA WHIP	IP WLS BF H R ER SO BB IBB HBP BLK WP HR S P ERA WHIP	IP WLS BF H R ER SO BB IBB HBP BLK WP HR S P ERA WHIP	IP WLS BF H R ER SO BB IBB HBP BLK WP HR S P ERA WHIP	IP WLS BF H R ER SO BB IBB HBP BLK WP HR S P ERA WHIP	IP WLS BF H R ER SO BB IBB HBP BLK WP HR S P ERA WHIP	IP WLS BF H R ER SO BB IBB HBP BLK WP HR S P ERA WHIP	IP WLS BF H R ER SO BB IBB HBP BLK WP HR S P ERA WHIP	IP WLS BF H R ER SO BB IBB HBP BLK WP HR S P ERA WHIP	IP WLS BF H R ER SO BB IBB HBP BLK WP HR S P ERA WHIP	IP WLS BF H R ER SO BB IBB HBP BLK WP HR S P ERA WHIP	IP WLS BF H R ER SO BB IBB HBP BLK WP HR S P ERA WHIP	IP WLS BF H R ER SO BB IBB HBP BLK WP HR S P ERA WHIP	IP WLS BF H R ER SO BB IBB HBP BLK WP HR S P ERA WHIP	IP WLS BF H R ER SO BB IBB HBP BLK WP HR S P ERA WHIP	IP WLS BF H R ER SO BB IBB HBP BLK WP HR S P ERA WHIP	IP WLS BF H R ER SO BB IBB HBP BLK WP HR S P ERA WHIP	IP WLS BF H R ER SO BB IBB HBP BLK WP HR S P ERA WHIP	IP WLS BF H R ER SO BB IBB HBP BLK WP HR S P ERA WHIP	IP WLS BF H R ER SO BB IBB HBP BLK WP HR S P ERA WHIP	IP WLS BF H R ER SO BB IBB HBP BLK WP HR S P ERA WHIP	IP WLS BF H R ER SO BB IBB HBP BLK WP HR S P ERA WHIP	IP WLS BF H R ER SO BB IBB HBP BLK WP HR S P ERA WHIP	IP WLS BF H R ER SO BB IBB HBP BLK WP HR S P ERA WHIP	IP WLS BF H R ER SO BB IBB HBP BLK WP HR S P ERA WHIP	IP WLS BF H R ER SO BB IBB HBP BLK WP HR S P ERA WHIP	IP WLS BF H R ER SO BB IBB HBP BLK WP HR S P ERA WHIP	IP WLS BF H R ER SO BB IBB HBP BLK WP HR S P ERA WHIP	IP WLS BF H R ER SO BB IBB HBP BLK WP HR S P ERA WHIP	IP WLS BF H R ER SO BB IBB HBP BLK WP HR S P ERA WHIP	IP WLS BF H R ER SO BB IBB HBP BLK WP HR S P ERA WHIP	IP WLS BF H R ER SO BB IBB HBP BLK WP HR S P ERA WHIP	IP WLS BF H R ER SO BB IBB HBP BLK WP HR S P ERA WHIP	IP WLS BF H R ER SO BB IBB HBP BLK WP HR S P ERA WHIP	IP WLS BF H R ER SO BB IBB HBP BLK WP HR S P ERA WHIP	IP WLS BF H R ER SO BB IBB HBP BLK WP HR S P ERA WHIP	IP WLS BF H R ER SO BB IBB HBP BLK WP HR S P ERA WHIP	IP WLS BF H R ER SO BB IBB HBP BLK WP HR S P ERA WHIP	IP WLS BF H R ER SO BB IBB HBP BLK WP HR S P ERA WHIP	IP WLS BF H R ER SO BB IBB HBP BLK WP HR S P ERA WHIP	IP WLS BF H R ER SO BB IBB HBP BLK WP HR S P ERA WHIP	IP WLS BF H R ER SO BB IBB HBP BLK WP HR S P ERA WHIP	IP WLS BF H R ER SO BB IBB HBP BLK WP HR S P ERA WHIP	IP WLS BF H R ER SO BB IBB HBP BLK WP HR S P ERA WHIP	IP WLS BF H R ER SO BB IBB HBP BLK WP HR S P ERA WHIP	IP WLS BF H R ER SO BB IBB HBP BLK WP HR S P ERA WHIP	IP WLS BF H R ER SO BB IBB HBP BLK WP HR S P ERA WHIP	IP WLS BF H R ER SO BB IBB HBP BLK WP HR S P ERA WHIP	IP WLS BF H R ER SO BB IBB HBP BLK WP HR S P ERA WHIP	IP WLS BF H R ER SO BB IBB HBP BLK WP HR S P ERA WHIP	IP WLS

Batter	1	2	3	4	5	6	7	8	9	AB	R	H	RBI	BB	SO	LOB	TOP									
6 Ryan Freel, R OBP: 0.383, SLG: 0.354	2-2 2B	4-2 FC5-4 BB		1-3 K			0-0 F9	1-2 SF7 1B		4	2	2	1	1	1	0	Cincinnati Reds @ Arizona Diamondbacks Bank One Ballpark, Phoenix, AZ Sun Aug 22 2004, 4:35 PM EDT Att: 32,198 - Dome - 79 F									
Felipe Lopez, S OBP: 0.524, SLG: 0.447	2-1 F9	3-2 FC5-4 E		3-1 F8			1-2 1B 2B HBP	1-0 SF7		3	1	0	2	0	0	3										
Sean Casey, L OBP: 0.395, SLG: 0.581	2-2 F8 2H	1-1 E4			1-1 L3		0-0 2B HR	2-1 HR		5	2	3	2	0	0	1										
Adam Dunn, L OBP: 0.398, SLG: 0.582	3-2 F8 2-3				2-3 K		1-0 HR	0-2 F7		5	1	1	1	0	2	3										
D'Angelo Jimenez, S OBP: 0.354, SLG: 0.364	1-1 P5		2-1 P3				2-1 HR		3-2 F8	5	1	1	3	0	1	1										
Jason LaRue, R OBP: 0.339, SLG: 0.447		4-2 BB 1B	2-1 FC6-4 1B			2-2 G3-6-3 HBP			3-2 G6-3	2	1	1	0	2	0	0										
Juan Castro, R OBP: 0.274, SLG: 0.371		4-2 SH1-4 FC5-4 BB	1-1 FC6-4 S			1-1 L4	0-0 G5-3		1-1 G5-3	4	1	0	0	1	0	3										
Darren Bragg, L OBP: 0.279, SLG: 0.436		2-2 FC5-4 SH1-4 E 1B	1-3 K			0-0 G3-6-3		1-2 WP 6 1B 2B		4	2	2	1	0	1	2										
Brandon Claussen, R OBP: 0.111, SLG: 0.111		0-0 SH1-4		1-3 K			1-3 K	0-3 K		1	0	0	0	0	1	0										
Ryan Wagner, R John Vander Wal, L John Riedling, R Phil Norton, R		1-2 2-3								0	0	0	0	0	0	0										
Inning Stats	R: 1 E: 0 K: 0 S: 14	H: 2 LOB: 1 BB: 0 P: 24	R: 3 E: 1 K: 1 S: 20	H: 1 LOB: 2 BB: 3 P: 41	R: 0 E: 0 K: 1 S: 9	H: 1 LOB: 1 BB: 0 P: 15	R: 0 E: 0 K: 2 S: 9	H: 0 LOB: 0 BB: 0 P: 14	R: 0 E: 0 K: 0 S: 8	H: 0 LOB: 0 BB: 0 P: 12	R: 0 E: 0 K: 0 S: 5	H: 0 LOB: 0 BB: 0 P: 8	R: 4 E: 0 K: 1 S: 14	H: 3 LOB: 1 BB: 1 P: 23	R: 3 E: 1 K: 1 S: 15	H: 3 LOB: 0 BB: 0 P: 20	R: 0 E: 0 K: 0 S: 9	H: 0 LOB: 0 BB: 0 P: 16	1B: 4 2B: 4 3B: 0 HR: 2	SF: 1 SAC: 1 DP: 1 HBP: 2	WP: 1 PB: 0 SB: 1 CS: 0	PA: 43				
PITCHER	IP WLS BF H R ER SO BB IBB HBP BLK WP HR S P ERA WHIP	IP WLS BF H R ER SO BB IBB HBP BLK WP HR S P ERA WHIP	IP WLS BF H R ER SO BB IBB HBP BLK WP HR S P ERA WHIP	IP WLS BF H R ER SO BB IBB HBP BLK WP HR S P ERA WHIP	IP WLS BF H R ER SO BB IBB HBP BLK WP HR S P ERA WHIP	IP WLS BF H R ER SO BB IBB HBP BLK WP HR S P ERA WHIP	IP WLS BF H R ER SO BB IBB HBP BLK WP HR S P ERA WHIP	IP WLS BF H R ER SO BB IBB HBP BLK WP HR S P ERA WHIP	IP WLS BF H R ER SO BB IBB HBP BLK WP HR S P ERA WHIP	IP WLS BF H R ER SO BB IBB HBP BLK WP HR S P ERA WHIP	IP WLS BF H R ER SO BB IBB HBP BLK WP HR S P ERA WHIP	IP WLS BF H R ER SO BB IBB HBP BLK WP HR S P ERA WHIP	IP WLS BF H R ER SO BB IBB HBP BLK WP HR S P ERA WHIP	IP WLS BF H R ER SO BB IBB HBP BLK WP HR S P ERA WHIP	IP WLS BF H R ER SO BB IBB HBP BLK WP HR S P ERA WHIP	IP WLS BF H R ER SO BB IBB HBP BLK WP HR S P ERA WHIP	IP WLS BF H R ER SO BB IBB HBP BLK WP HR S P ERA WHIP	IP WLS BF H R ER SO BB IBB HBP BLK WP HR S P ERA WHIP	IP WLS BF H R ER SO BB IBB HBP BLK WP HR S P ERA WHIP	IP WLS BF H R ER SO BB IBB HBP BLK WP HR S P ERA WHIP	IP WLS BF H R ER SO BB IBB HBP BLK WP HR S P ERA WHIP	IP WLS BF H R ER SO BB IBB HBP BLK WP HR S P ERA WHIP	IP WLS BF H R ER SO BB IBB HBP BLK WP HR S P ERA WHIP	IP WLS BF H R ER SO BB IBB HBP BLK WP HR S P ERA WHIP	IP WLS BF H R ER SO BB IBB HBP BLK WP HR S P ERA WHIP	IP WLS BF H R ER SO BB IBB HBP BLK WP HR S P ERA WHIP



AB 35
R 11
H 10
RBI 10
BB 4
SO 8
LOB 14

Batter	1	2	3	4	5	6	7	8	9	AB	R	H	RBI	BB	SO	LOB	BOTTOM									
Quinton McCracken, S OBP: 0.319, SLG: 0.381	3-3 K		1-1 G5-3			2-2 F9		0-1 G6-3		4	0	0	0	0	1	1	Cincinnati Reds @ Arizona Diamondbacks Bank One Ballpark, Phoenix, AZ Sun Aug 22 2004, 4:35 PM EDT Att: 32,198 - Dome - 79 F									
Andy Green, R OBP: 0.240, SLG: 0.292	1-1 G6-3		1-3 K			1-2 WP 1B		2-3 K		4	0	1	1	0	2	0										
Danny Bautista, R OBP: 0.349, SLG: 0.433	3-1 G6-3			0-1 F8		0-0 WP 1B		1-2 G4-3		4	0	1	0	0	0	0										
Shea Hillenbrand, R OBP: 0.349, SLG: 0.464		4-1 1B BB		2-0 G6-3		3-1 FC5-2-5 FC6-4		0-0 1B WP 1B		3	0	1	0	1	0	2										
Scott Hairston, R OBP: 0.312, SLG: 0.489		1-0 P4		1-3 K		1-0 FC6-4		1-0 G5-3		3	0	0	0	0	1	3										
Mike Fetters, R Steve Sparks, R Alan Zinter, S						1-2 1B		1-2 G5-3		0	0	0	0	0	0	0										
Luis Torrero, R OBP: 0.373, SLG: 0.393		2-2 P4			2-1 P3		3-2 HBP HBP	1-2 G5-4-3 1B		3	0	1	0	0	0	1										
Jerry Gil, R OBP: 0.500, SLG: 0.333		1-0 1B			1-2 P4		2-0 G6-3 HBP	1-2 G5-4-3		3	0	1	0	0	0	2										
19 Chris Snyder, R OBP: 0.333, SLG: 0.500		2-2 P3			3-2 G4-3		3-2 F8			3	0	0	0	0	0	4										
Stephen Randolph, L Lance Cormier, R Chad Tracy, L			3-2 F8			3-2 F9 1B 2B		0-1 G6-3		1	0	0	0	0	0	0										
Inning Stats	R: 0 E: 0 K: 1 S: 10	H: 0 LOB: 0 BB: 0 P: 17	R: 0 E: 0 K: 0 S: 10	H: 1 LOB: 2 BB: 1 P: 20	R: 0 E: 0 K: 1 S: 9	H: 0 LOB: 0 BB: 0 P: 14	R: 0 E: 0 K: 1 S: 6	H: 0 LOB: 0 BB: 0 P: 9	R: 0 E: 0 K: 0 S: 9	H: 0 LOB: 0 BB: 0 P: 15	R: 1 E: 0 K: 0 S: 15	H: 3 LOB: 2 BB: 0 P: 25	R: 0 E: 0 K: 0 S: 7	H: 0 LOB: 1 BB: 0 P: 15	R: 0 E: 0 K: 1 S: 9	H: 0 LOB: 0 BB: 0 P: 12	R: 0 E: 0 K: 0 S: 8	H: 2 LOB: 1 BB: 0 P: 11	1B: 5 2B: 1 3B: 0 HR: 0	SF: 0 SAC: 0 DP: 2 HBP: 2	WP: 2 PB: 0 SB: 0 CS: 0	PA: 34				
PITCHER	IP WLS BF H R ER SO BB IBB HBP BLK WP HR S P ERA WHIP	IP WLS BF H R ER SO BB IBB HBP BLK WP HR S P ERA WHIP	IP WLS BF H R ER SO BB IBB HBP BLK WP HR S P ERA WHIP	IP WLS BF H R ER SO BB IBB HBP BLK WP HR S P ERA WHIP	IP WLS BF H R ER SO BB IBB HBP BLK WP HR S P ERA WHIP	IP WLS BF H R ER SO BB IBB HBP BLK WP HR S P ERA WHIP	IP WLS BF H R ER SO BB IBB HBP BLK WP HR S P ERA WHIP	IP WLS BF H R ER SO BB IBB HBP BLK WP HR S P ERA WHIP	IP WLS BF H R ER SO BB IBB HBP BLK WP HR S P ERA WHIP	IP WLS BF H R ER SO BB IBB HBP BLK WP HR S P ERA WHIP	IP WLS BF H R ER SO BB IBB HBP BLK WP HR S P ERA WHIP	IP WLS BF H R ER SO BB IBB HBP BLK WP HR S P ERA WHIP	IP WLS BF H R ER SO BB IBB HBP BLK WP HR S P ERA WHIP	IP WLS BF H R ER SO BB IBB HBP BLK WP HR S P ERA WHIP	IP WLS BF H R ER SO BB IBB HBP BLK WP HR S P ERA WHIP	IP WLS BF H R ER SO BB IBB HBP BLK WP HR S P ERA WHIP	IP WLS BF H R ER SO BB IBB HBP BLK WP HR S P ERA WHIP	IP WLS BF H R ER SO BB IBB HBP BLK WP HR S P ERA WHIP	IP WLS BF H R ER SO BB IBB HBP BLK WP HR S P ERA WHIP	IP WLS BF H R ER SO BB IBB HBP BLK WP HR S P ERA WHIP	IP WLS BF H R ER SO BB IBB HBP BLK WP HR S P ERA WHIP	IP WLS BF H R ER SO BB IBB HBP BLK WP HR S P ERA WHIP	IP WLS BF H R ER SO BB IBB HBP BLK WP HR S P ERA WHIP	IP WLS BF H R ER SO BB IBB HBP BLK WP HR S P ERA WHIP	IP WLS BF H R ER SO BB IBB HBP BLK WP HR S P ERA WHIP	IP WLS BF H R ER SO BB IBB HBP BLK WP HR S P ERA WHIP



AB 31
R 1
H 6
RBI 1
BB 1
SO 4
LOB 16

Batter	1	2	3	4	5	6	7	8	9	10	AB	R	H	RBI	BB	SO	LOB	TOP				
Tony Womack, L OBP: 0.351, SLG: 0.393 Ray King, L (9, 1)	G4-3		1B		1B		2B BB		K		4	1	2	0	1	1	0	St. Louis Cardinals @ Cincinnati Reds Great American Ball Park, Cincinnati, OH Tue Aug 24, 2004, 7:10 PM EDT Att: 20,163 - Cloudy - 79 F				
Larry Walker, L OBP: 0.471, SLG: 0.627	5 1B BB		1B		G3-6-3		1-H 2B		K		4	0	2	1	1	1						
5 Albert Pujols, R OBP: 0.407, SLG: 0.643	1B		P2		1B		G5-3		27 FC6-4 BB		4	0	2	0	1	0						
27 Scott Rolen, R OBP: 0.413, SLG: 0.617	F9		K		2B		HBP		FC6-4		4	0	0	0	0	1						
15 Jim Edmonds, L OBP: 0.419, SLG: 0.633	F8		K				P6		G3		5	1	1	1	0	1						
Edgar Renteria, R OBP: 0.339, SLG: 0.426		G5-3			4 G4-3 1B		G6-3		K		5	0	1	0	0	1						
Reggie Sanders, R OBP: 0.306, SLG: 0.485 Julian Tavarez, L (10, 1)		HR			F9		HBP		K		3	1	1	1	1	1						
4 Yadier Molina, R OBP: 0.328, SLG: 0.291 Marlon Anderson, L (8, PH) Cal Eldred, R (8, 1)		G6-3			G4-3		F8		P5		3	0	0	0	0	0						
7 Hector Luna, R OBP: 0.276, SLG: 0.358		G5-3			F7		G4-3		G6-3		1	0	0	0	0	0						
Jason Marquis, L OBP: 0.283, SLG: 0.390 Roger Cedeno, S OBP: 0.349, SLG: 0.394 Mike Matheny, R OBP: 0.294, SLG: 0.344											3	0	0	0	0	0						
Inning Stats	R: 0 E: 0 K: 0 S: 14	H: 1 LOB: 2 BB: 1 P: 23	R: 1 E: 0 K: 0 S: 9	H: 1 LOB: 0 BB: 0 P: 12	R: 0 E: 0 K: 0 S: 20	H: 2 LOB: 2 BB: 0 P: 29	R: 0 E: 0 K: 0 S: 9	H: 1 LOB: 1 BB: 0 P: 10	R: 0 E: 0 K: 0 S: 8	H: 2 LOB: 1 BB: 0 P: 11	R: 1 E: 0 K: 1 S: 10	H: 1 LOB: 2 BB: 1 P: 22	R: 0 E: 0 K: 1 S: 6	H: 0 LOB: 0 BB: 0 P: 10	R: 0 E: 0 K: 2 S: 9	H: 0 LOB: 1 BB: 1 P: 20	R: 0 E: 0 K: 0 S: 4	H: 0 LOB: 1 BB: 1 P: 8	1B: 5 2B: 2 3B: 0 HR: 2	SF: 0 SAC: 0 DP: 1 HBP: 2	WP: 0 PB: 0 SB: 0 CS: 0	PA: 44
PITCHER	IP	WLS	BF	H	R	ER	SO	BB	IBB	HBP	BLK	WP	HR	S	P	ERA	WHIP					
Josh Hancock, R ERA: 5.72	6.0		27	8	2	2	2	1	0	0	0	0	0	2	7	3.00	1.500					
Phil Norton, L ERA: 4.5	0.0	B	2	1	1	1	0	1	0	0	0	0	0	2	7	∞	∞					
Ryan Wagner, R ERA: 4.81	2.0		7	0	0	0	2	0	0	1	0	0	0	14	25	0.00	0.000					
Gabe White, L ERA: 7.3	0.2		2	0	0	0	2	0	0	0	0	0	0	6	11	0.00	0.000					
Joe Valentine, R ERA: 7.71	1.1	W	6	0	0	0	0	2	0	0	0	0	0	7	17	0.00	1.500					

St. Louis Cardinals @ Cincinnati Reds
Great American Ball Park, Cincinnati, OH
Tue Aug 24, 2004, 7:10 PM EDT
Att: 20,163 - Cloudy - 79 F

AB 38
R 3
H 9
RBI 3
BB 4
SO 6
LOB 24



Batter	1	2	3	4	5	6	7	8	9	10	AB	R	H	RBI	BB	SO	LOB	BOTTOM				
6 Ryan Freel, R OBP: 0.383, SLG: 0.351	G1-3		S 1B HBP	K			E5 1B		G3-1 SH1-3 BB		3	1	0	0	1	1	2	St. Louis Cardinals @ Cincinnati Reds Great American Ball Park, Cincinnati, OH Tue Aug 24, 2004, 7:10 PM EDT Att: 20,163 - Cloudy - 79 F				
Barry Larkin, R OBP: 0.355, SLG: 0.439	G4-3		1B BB		G4-3		F8		SH1-3		3	0	0	0	1	0						
Sean Casey, L OBP: 0.397, SLG: 0.580	BB		G4-6-3 1B		G2-3		BB 1B		G3-1		4	0	2	1	1	0						
Adam Dunn, L OBP: 0.400, SLG: 0.580	L7		G4-6-3 1B		BB		FC4-6 BB		DI BB		2	0	0	0	3	0						
D'Angelo Jimenez, S OBP: 0.352, SLG: 0.369	HR		F7		G4-3		FC4-6 1-2 2-3 BB		F9		5	1	1	1	0	0						
Austin Kearns, R OBP: 0.307, SLG: 0.344 Phil Norton, R (7, 1) Ryan Wagner, R ERA: 4.81 John Vander Wal, L (8, PH) Gabe White, L (9, 1) Juan Castro, R OBP: 0.277, SLG: 0.373		G6-3		2B 1B		K		P6		SH1-3 1B	3	1	1	0	0	1						
Jason LaRue, R OBP: 0.341, SLG: 0.449		G5-3		1B		G6-3		HBP		SH1-3	3	0	1	1	0	0						
Felipe Lopez, S OBP: 0.321, SLG: 0.437 Joe Valentine, R (9, 1)		G4-3		2B		G3		K		1B BB	3	0	0	0	1	1						
Jacob Cruz, L OBP: 0.321, SLG: 0.361				BB				K		BB	0	0	0	0	1	0						
Josh Hancock, R OBP: 0.143, SLG: 0.143 Darren Bragg, L OBP: 0.263, SLG: 0.429			K		K		G3-1		K		2	0	0	0	0	2						
Inning Stats	R: 0 E: 0 K: 0 S: 8	H: 0 LOB: 1 BB: 1 P: 16	R: 1 E: 0 K: 0 S: 9	H: 1 LOB: 0 BB: 0 P: 15	R: 1 E: 0 K: 1 S: 11	H: 1 LOB: 1 BB: 1 P: 19	R: 0 E: 0 K: 0 S: 8	H: 0 LOB: 1 BB: 0 P: 13	R: 0 E: 1 K: 0 S: 12	H: 1 LOB: 3 BB: 1 P: 20	R: 0 E: 0 K: 2 S: 13	H: 0 LOB: 1 BB: 0 P: 22	R: 0 E: 0 K: 0 S: 5	H: 0 LOB: 2 BB: 2 P: 15	R: 1 E: 0 K: 0 S: 6	H: 2 LOB: 2 BB: 1 P: 12	1B: 5 2B: 1 3B: 0 HR: 1	SF: 0 SAC: 2 DP: 1 HBP: 2	WP: 0 PB: 0 SB: 1 CS: 0	PA: 45		
PITCHER	IP	WLS	BF	H	R	ER	SO	BB	IBB	HBP	BLK	WP	HR	S	P	ERA	WHIP					
Jason Marquis, R ERA: 3.75	7.0		32	5	3	3	4	5	0	1	0	0	0	65	118	3.86	1.429					
Cal Eldred, R ERA: 3.54	1.1		6	0	0	0	2	1	0	1	0	0	0	16	29	0.00	0.750					
Ray King, L ERA: 2.63	0.2		3	0	0	0	0	1	0	0	0	0	0	2	8	0.00	1.500					
Julian Tavarez, R ERA: 2.65	0.1	L	4	2	1	1	0	1	0	0	0	0	0	6	12	27.00	9.000					

St. Louis Cardinals @ Cincinnati Reds
Great American Ball Park, Cincinnati, OH
Tue Aug 24, 2004, 7:10 PM EDT
Att: 20,163 - Cloudy - 79 F

AB 33
R 4
H 7
RBI 4
BB 8
SO 6
LOB 17



Batter	1	2	3	4	5	6	7	8	9	AB	R	H	RBI	BB	SO	LOB	TOP					
Roger Cedeno, S OBP: 0.344, SLG: 0.383 44 Jason Istringhausen, R OBP: 0.353, SLG: 0.333	1-2 P6		3-2 G3		2-2 G5-3		0-2 F8		4-2 5 WP BB BB	4	0	0	0	1	0	2						
Larry Walker, L OBP: 0.469, SLG: 0.617	0-0 5 HR 1B		3-3 K		0-1 F7			3-2 G4-3	4-1 5 WP BB	4	1	1	0	1	1	1						
5 Albert Pujols, R OBP: 0.408, SLG: 0.651	1-2 1-H HR		0-1 2B		1-1 F8			1-0 15 HR 1B	3-2 F8 1-2 2-3 3-H	5	2	3	2	0	0	2						
27 Scott Rolen, R OBP: 0.410, SLG: 0.611	2-1 G1-3		3-2 G4-3		1-2 P4			0-1 L6		4	0	0	0	0	0	2						
15 Jim Edmonds, L OBP: 0.420, SLG: 0.638	4-2 BB			1-2 F8		3-3 K		3-1 1-H HR		3	1	1	2	1	1	0						
Edgar Renteria, R OBP: 0.336, SLG: 0.423 Julian Tavaréz, L So Taguchi, R OBP: 0.307, SLG: 0.394	1-0 F9			3-1 P4		1-2 E5 G6-3 G6-3		3-2 G6-3		4	1	0	0	0	0	1						
Mike Matheny, R OBP: 0.293, SLG: 0.342 Reggie Sanders, R OBP: 0.306, SLG: 0.485 4 Yadier Molina, R OBP: 0.328, SLG: 0.291		0-3 K		0-0 G4-3		1-1 G6-3		0-0 BB 5 WP BB 1B		4	0	1	0	0	1	1	AB 35					
Marlon Anderson, L OBP: 0.268, SLG: 0.369		3-2 K			0-0 SH1-4 2B		3-2 G6-3		0-0 P5	4	0	1	1	0	1	1	R 6					
Woody Williams, R OBP: 0.240, SLG: 0.313 Tony Womack, L OBP: 0.352, SLG: 0.394 Al Reyes, R Steve Kline, S 7 Hector Luna, R OBP: 0.274, SLG: 0.355		2-3 K			0-0 SH1-4		3-H 1B		0-0 L9	1	0	0	0	0	1	0	H 8					
Inning Stats	R: 2 E: 0 K: 0 S: 14	H: 2 LOB: 1 BB: 1 P: 23	R: 0 E: 0 K: 3 S: 14	H: 0 LOB: 0 BB: 0 P: 19	R: 0 E: 0 K: 1 S: 15	H: 1 LOB: 1 BB: 0 P: 24	R: 0 E: 0 K: 0 S: 7	H: 0 LOB: 0 BB: 0 P: 11	R: 0 E: 0 K: 1 S: 11	H: 0 LOB: 0 BB: 0 P: 16	R: 1 E: 1 K: 0 S: 13	H: 1 LOB: 1 BB: 0 P: 18	R: 2 E: 0 K: 0 S: 13	H: 2 LOB: 0 BB: 2 P: 23	R: 1 E: 0 K: 0 S: 10	H: 1 LOB: 3 BB: 2 P: 21	1B: 4 2B: 2 3B: 0 HR: 2	SF: 0 SAC: 1 DP: 0 HBP: 0	WP: 1 PB: 0 SB: 0 CS: 0	PA: 39		
PITCHER	IP WLS BF H R ER SO BB IBB HBP BLK WP HR S P ERA WHIP	IP WLS BF H R ER SO BB IBB HBP BLK WP HR S P ERA WHIP	IP WLS BF H R ER SO BB IBB HBP BLK WP HR S P ERA WHIP	IP WLS BF H R ER SO BB IBB HBP BLK WP HR S P ERA WHIP	IP WLS BF H R ER SO BB IBB HBP BLK WP HR S P ERA WHIP	IP WLS BF H R ER SO BB IBB HBP BLK WP HR S P ERA WHIP	IP WLS BF H R ER SO BB IBB HBP BLK WP HR S P ERA WHIP	IP WLS BF H R ER SO BB IBB HBP BLK WP HR S P ERA WHIP	IP WLS BF H R ER SO BB IBB HBP BLK WP HR S P ERA WHIP	IP WLS BF H R ER SO BB IBB HBP BLK WP HR S P ERA WHIP	IP WLS BF H R ER SO BB IBB HBP BLK WP HR S P ERA WHIP	IP WLS BF H R ER SO BB IBB HBP BLK WP HR S P ERA WHIP	IP WLS BF H R ER SO BB IBB HBP BLK WP HR S P ERA WHIP	IP WLS BF H R ER SO BB IBB HBP BLK WP HR S P ERA WHIP	IP WLS BF H R ER SO BB IBB HBP BLK WP HR S P ERA WHIP	IP WLS BF H R ER SO BB IBB HBP BLK WP HR S P ERA WHIP	IP WLS BF H R ER SO BB IBB HBP BLK WP HR S P ERA WHIP	IP WLS BF H R ER SO BB IBB HBP BLK WP HR S P ERA WHIP	IP WLS BF H R ER SO BB IBB HBP BLK WP HR S P ERA WHIP	IP WLS BF H R ER SO BB IBB HBP BLK WP HR S P ERA WHIP	IP WLS BF H R ER SO BB IBB HBP BLK WP HR S P ERA WHIP	IP WLS BF H R ER SO BB IBB HBP BLK WP HR S P ERA WHIP

St. Louis Cardinals @ Cincinnati Reds
Great American Ball Park, Cincinnati, OH
Wed Aug 25 2004, 7:10 PM EDT
Att: 18,962 - Cloudy - 82 F

AB 35
R 6
H 8
RBI 5
BB 3
SO 5
LOB 11



Batter	1	2	3	4	5	6	7	8	9	AB	R	H	RBI	BB	SO	LOB	BOTTOM						
Darren Bragg, L OBP: 0.255, SLG: 0.383	3-2 G3		2-3 K		1-3 K		0-2 G6-3		1-3 K	5	0	0	0	0	3	3							
Juan Castro, R OBP: 0.276, SLG: 0.376 Jacob Cruz, L OBP: 0.319, SLG: 0.358	1-0 2B		1-1 P2		2-2 F9		1-0 F7		3-2 G1-3	4	0	1	0	0	0	0							
Sean Casey, L OBP: 0.394, SLG: 0.575	1-0 F8		1-1 L9		2-0 G4-3		1-1 F7			4	0	0	0	0	0	1							
Adam Dunn, L OBP: 0.401, SLG: 0.585	0-1 P5		4-2 2B BB		0-1 HR			0-0 G4-3		3	2	1	1	1	0	1							
D'Angelo Jimenez, S OBP: 0.357, SLG: 0.384		3-2 1B 1B	1-1 SAFE 1-H 2B		3-2 HR			1-0 S 1B		4	2	4	2	0	0	0							
Austin Kearns, R OBP: 0.333, SLG: 0.362	1-2 1B 1B		0-0 P3		0-0 F9 SH1 2B			3-3 K		4	1	2	0	0	1	2							
Jason LaRue, R OBP: 0.337, SLG: 0.444	1-3 K			0-0 F8		1-0 F9		0-0 G6-3		4	0	0	0	0	1	4	AB 36						
Felipe Lopez, S OBP: 0.315, SLG: 0.426	3-2 F8			2-3 K		3-1 SH1			1-3 K	3	0	0	1	0	2	2	R 5						
Luke Hudson, R OBP: 0.187, SLG: 0.187 John Vander Wal, L OBP: 0.186, SLG: 0.341 Jose Nunez, R OBP: 0.116, SLG: 0.093 John Riedling, R Joe Valentine, R Barry Larkin, R 6 Ryan Freel, R OBP: 0.350, SLG: 0.351	0-1 1-2 2-H 1B		0-1 F9		1-2 F9		3-H 2-2 L3		0-0 S 1B	2	0	1	1	0	0	0	H 10						
Inning Stats	R: 0 E: 0 K: 0 S: 9	H: 1 LOB: 1 BB: 0 P: 14	R: 1 E: 0 K: 2 S: 18	H: 3 LOB: 2 BB: 0 P: 28	R: 1 E: 0 K: 0 S: 10	H: 1 LOB: 1 BB: 1 P: 17	R: 0 E: 0 K: 1 S: 8	H: 0 LOB: 0 BB: 0 P: 11	R: 0 E: 0 K: 0 S: 7	H: 0 LOB: 0 BB: 0 P: 12	R: 3 E: 0 K: 0 S: 15	H: 3 LOB: 0 BB: 0 P: 24	R: 0 E: 0 K: 0 S: 6	H: 0 LOB: 0 BB: 0 P: 8	R: 0 E: 0 K: 1 S: 7	H: 1 LOB: 1 BB: 0 P: 11	R: 0 E: 0 K: 2 S: 13	H: 1 LOB: 2 BB: 0 P: 18	1B: 5 2B: 3 3B: 0 HR: 2	SF: 0 SAC: 1 DP: 0 HBP: 0	WP: 0 PB: 0 SB: 2 CS: 0	PA: 38	
PITCHER	IP WLS BF H R ER SO BB IBB HBP BLK WP HR S P ERA WHIP	IP WLS BF H R ER SO BB IBB HBP BLK WP HR S P ERA WHIP	IP WLS BF H R ER SO BB IBB HBP BLK WP HR S P ERA WHIP	IP WLS BF H R ER SO BB IBB HBP BLK WP HR S P ERA WHIP	IP WLS BF H R ER SO BB IBB HBP BLK WP HR S P ERA WHIP	IP WLS BF H R ER SO BB IBB HBP BLK WP HR S P ERA WHIP	IP WLS BF H R ER SO BB IBB HBP BLK WP HR S P ERA WHIP	IP WLS BF H R ER SO BB IBB HBP BLK WP HR S P ERA WHIP	IP WLS BF H R ER SO BB IBB HBP BLK WP HR S P ERA WHIP	IP WLS BF H R ER SO BB IBB HBP BLK WP HR S P ERA WHIP	IP WLS BF H R ER SO BB IBB HBP BLK WP HR S P ERA WHIP	IP WLS BF H R ER SO BB IBB HBP BLK WP HR S P ERA WHIP	IP WLS BF H R ER SO BB IBB HBP BLK WP HR S P ERA WHIP	IP WLS BF H R ER SO BB IBB HBP BLK WP HR S P ERA WHIP	IP WLS BF H R ER SO BB IBB HBP BLK WP HR S P ERA WHIP	IP WLS BF H R ER SO BB IBB HBP BLK WP HR S P ERA WHIP	IP WLS BF H R ER SO BB IBB HBP BLK WP HR S P ERA WHIP	IP WLS BF H R ER SO BB IBB HBP BLK WP HR S P ERA WHIP	IP WLS BF H R ER SO BB IBB HBP BLK WP HR S P ERA WHIP	IP WLS BF H R ER SO BB IBB HBP BLK WP HR S P ERA WHIP	IP WLS BF H R ER SO BB IBB HBP BLK WP HR S P ERA WHIP	IP WLS BF H R ER SO BB IBB HBP BLK WP HR S P ERA WHIP	IP WLS BF H R ER SO BB IBB HBP BLK WP HR S P ERA WHIP

St. Louis Cardinals @ Cincinnati Reds
Great American Ball Park, Cincinnati, OH
Wed Aug 25 2004, 7:10 PM EDT
Att: 18,962 - Cloudy - 82 F

AB 36
R 5
H 10
RBI 5
BB 1
SO 7
LOB 15



Batter	1	2	3	4	5	6	7	8	9	AB	R	H	RBI	BB	SO	LOB	TOP		
Tony Womack, L (1,4) OBP: 0.354, SLG: 0.395	0-1 1B		2-1 1B			1-2 F9			1-1 F7	4	0	2	0	0	0	0			
Larry Walker, L (1,9) OBP: 0.465, SLG: 0.608	1-3 K		0-0 F7			3-0 G4-3			1-1 1B	4	0	1	0	0	0	1			
5 Albert Pujols, R (1,3) OBP: 0.405, SLG: 0.646	1-2 P5			0-1 G5-3			1-2 G5-3		1-1 G6-3	4	0	0	0	0	0	2			
27 Scott Rolen, R (1,5) OBP: 0.407, SLG: 0.607	3-3 K			3-2 G4-3			2-0 F9			3	0	0	0	0	1	1			
15 Jim Edmonds, L (1,8)		1-3 K		0-0 L3			0-3 K			3	0	0	0	0	2	0			
Edgar Renteria, R (1,6) OBP: 0.336, SLG: 0.421	0-1 F8				4-2 G4-6-3 BB			0-0 L9		2	0	0	0	1	0	0			
Reggie Sanders, R (1,7) OBP: 0.304, SLG: 0.480	2-3 K				1-1 G4-6-3 1-2			3-2 G5-3		3	0	0	0	0	1	1			
Mike Matheny, R (1,2) OBP: 0.291, SLG: 0.339			2-0 P4		0-0 G6-3			0-0 P2		3	0	0	0	0	0	0			
29 Chris Carpenter, R (1,1) OBP: 0.109, SLG: 0.093 Roger Cedeno, S (9,PH) OBP: 0.342, SLG: 0.380			0-3 K			0-2 G5-3			0-0 G4-3	2	0	0	0	0	1	0			
										1	0	0	0	0	0	0			
Inning Stats	R: 0 H: 1 E: 0 K: 2 S: 13	H: 1 LOB: 1 BB: 0 P: 18	R: 0 H: 0 E: 0 K: 2 S: 11	H: 0 LOB: 0 BB: 0 P: 14	R: 0 H: 1 E: 0 K: 1 S: 7	H: 1 LOB: 1 BB: 0 P: 11	R: 0 H: 0 E: 0 K: 0 S: 6	H: 0 LOB: 0 BB: 1 P: 9	R: 0 H: 0 E: 0 K: 0 S: 8	H: 0 LOB: 0 BB: 0 P: 11	R: 0 H: 0 E: 0 K: 1 S: 8	H: 0 LOB: 0 BB: 0 P: 11	R: 0 H: 0 E: 0 K: 0 S: 6	H: 0 LOB: 0 BB: 0 P: 9	R: 0 H: 1 E: 0 K: 0 S: 7	H: 1 LOB: 1 BB: 0 P: 10	1B: 3 2B: 0 3B: 0 HR: 0	SF: 0 SAC: 0 DP: 1 HBP: 0	WP: 0 PA: 30 PB: 0 SB: 0 CS: 0
PITCHER 39 Aaron Harang, R (1,1) ERA: 4.14	IP: 9.0 WLS: W BF: 30 H: 3 R: 0 ER: 0 SO: 6 BB: 1 IBB: 0 HBP: 0 BLK: 0 WP: 0 HR: 0 S: 73 P: 106 ERA: 0.00 WHIP: 0.444															PITCHER			

St. Louis Cardinals @ Cincinnati Reds
Great American Ball Park, Cincinnati, OH
Thu Aug 26 2004, 7:10 PM EDT
Att: 19,421 - Sunny - 79 F

AB 29
R 0
H 3
RBI 0
BB 1
SO 6
LOB 6



Batter	1	2	3	4	5	6	7	8	9	AB	R	H	RBI	BB	SO	LOB	BOTTOM		
6 Ryan Freel, R (1,8) OBP: 0.379, SLG: 0.348	0-1 G1-3		2-2 F9			1-3 K			2-2 P1	4	0	0	0	0	1	0			
Barry Larkin, R (1,6) OBP: 0.354, SLG: 0.437 Juan Castro, R (9,5) OBP: 0.276, SLG: 0.376	1-3 K			0-0 G1-3		1-0 L6				3	0	0	0	0	1	0			
Sean Casey, L (1,3) OBP: 0.395, SLG: 0.581	4-0 BB			2-3 K		0-0 HR				2	1	1	1	1	1	0			
Adam Dunn, L (1,7) OBP: 0.400, SLG: 0.583	2-3 K			3-2 E 1B		1-1 P5				3	0	1	0	0	1	1			
D'Angelo Jimenez, S (1,4) OBP: 0.357, SLG: 0.383		3-2 CS 1B		2-2 E4			1-1 F8			3	0	1	0	0	0	1			
Austin Kearns, R (1,9) OBP: 0.325, SLG: 0.351	1-2 F7			1-2 K			2-3 K			3	0	0	0	0	2	3			
Jason LaRue, R (1,2) OBP: 0.334, SLG: 0.440	3-3 K				2-2 K		1-1 G6-3			3	0	0	0	0	2	1			
Felipe Lopez, S (1,5) OBP: 0.308, SLG: 0.417 (9,6)			0-1 L9		2-1 F7			1-2 L9		3	0	0	0	0	0	0			
39 Aaron Harang, R (1,1) OBP: 0.022, SLG: 0.043			2-3 K		2-3 K			1-3 K		3	0	0	0	0	3	0			
Inning Stats	R: 0 H: 0 E: 0 K: 2 S: 10	H: 0 LOB: 1 BB: 1 P: 17	R: 0 H: 1 E: 0 K: 1 S: 10	H: 1 LOB: 0 BB: 0 P: 17	R: 0 H: 0 E: 0 K: 1 S: 9	H: 0 LOB: 0 BB: 0 P: 13	R: 0 H: 1 E: 1 K: 2 S: 16	H: 1 LOB: 2 BB: 0 P: 23	R: 0 H: 0 E: 0 K: 2 S: 11	H: 0 LOB: 0 BB: 0 P: 17	R: 1 H: 1 E: 0 K: 1 S: 7	H: 1 LOB: 0 BB: 0 P: 10	R: 0 H: 0 E: 0 K: 1 S: 7	H: 0 LOB: 0 BB: 0 P: 11	R: 0 H: 0 E: 0 K: 1 S: 10	H: 0 LOB: 0 BB: 0 P: 14	1B: 2 2B: 1 3B: 0 HR: 1	SF: 0 SAC: 0 DP: 1 HBP: 0	WP: 0 PA: 28 PB: 0 SB: 0 CS: 1
PITCHER 29 Chris Carpenter, R (1,1) ERA: 3.61	IP: 8.0 WLS: L BF: 28 H: 3 R: 1 ER: 1 SO: 11 BB: 1 IBB: 0 HBP: 0 BLK: 0 WP: 0 HR: 1 S: 80 P: 122 ERA: 1.12 WHIP: 0.500															PITCHER			

St. Louis Cardinals @ Cincinnati Reds
Great American Ball Park, Cincinnati, OH
Thu Aug 26 2004, 7:10 PM EDT
Att: 19,421 - Sunny - 79 F

AB 27
R 1
H 3
RBI 1
BB 1
SO 11
LOB 6



Batter	1	2	3	4	5	6	7	8	9	10	11	AB	R	H	RBI	BB	SO	LOB	TOP				
Quinton McCracken, S OBP: 0.333, SLG: 0.396	(1, 7) F9		(1, 1) G3-6-3 1B		(0, 1) WP 1B		(1, 1)		(2, 0) G3		(4, 2) 1B G5-2-3 BB	5	1	3	0	1	0	0					
Alex Cintron, S OBP: 0.292, SLG: 0.356	(1, 6) P3		(0, 1) G3-6-3 1-2		(2, 2) 1B		(0, 0) F7		(4, 1)		(1, 1) 1B	5	0	2	2	1	0	2					
Danny Bautista, R OBP: 0.346, SLG: 0.426	(1, 9) K		(3, 2) G6-3		(1, 1) F8		(0, 0) F9		(0, 0) BB		(0, 1) 1B	6	0	1	0	0	1	3					
Shea Hillenbrand, R OBP: 0.345, SLG: 0.456		(2, 0) 1B WP 1B		(1, 0) F7		(1, 0) G6-3		(4, 0) SH1-3 BB		(0, 2) P3	(0, 1) G5-2-3	5	1	1	0	1	0	3					
Scott Hairston, R OBP: 0.305, SLG: 0.471		(3, 2) 19 G6-3 WP 1B		(0, 0) F9		(1, 3) K		(0, 1) SH1-3		(1, 1) G5-3		4	0	1	0	0	1	0					
Luis Tarrero, R OBP: 0.295, SLG: 0.422		(4, 2) 19 G6-3 BB		(1, 2) HR		(2, 2) 19 S 1B		(1, 1) G6-3		(0, 0) 1B		4	1	3	1	1	0	1					
Chad Tracy, L OBP: 0.346, SLG: 0.408		(2, 2) F7		(2, 2) G4-3		(0, 1) 1B		(4, 0) 1BB		(0, 3) K		3	0	1	0	1	0	2					
36 Brian Bruneau, R Greg Aquino, R	(10, 1)					(1, 2) 1B						0	0	0	0	0	0	0					
19 Chris Snyder, R OBP: 0.167, SLG: 0.412		(0, 2) G6-3			(3, 2) P5	(3, 2) L6		(3, 3) K			(1, 1) F8	5	0	0	0	0	1	6					
17 Brandon Webb, R Shane Nance, L	(1, 1)				(0, 3) K				(0, 0) G5-3		(1, 0) 1B	3	0	0	0	0	3	2					
Mike Koplove, R Andy Green, R Carlos Baerga, S	(8, 1)											0	0	0	0	0	0	0					
												2	1	1	0	0	0	0					
												1	0	0	0	0	1	1					
Inning Stats	R: 0 E: 0 K: 1 S: 7	H: 2 LOB: 0 BB: 0 P: 12	R: 1 E: 0 K: 1 S: 17	H: 2 LOB: 2 BB: 1 P: 28	R: 0 E: 0 K: 1 S: 8	H: 1 LOB: 0 BB: 0 P: 12	R: 1 E: 0 K: 0 S: 9	H: 1 LOB: 0 BB: 0 P: 13	R: 1 E: 0 K: 1 S: 13	H: 2 LOB: 1 BB: 0 P: 19	R: 0 E: 0 K: 1 S: 13	H: 2 LOB: 2 BB: 2 P: 20	R: 0 E: 0 K: 1 S: 7	H: 0 LOB: 2 BB: 1 P: 19	R: 0 E: 0 K: 1 S: 10	H: 1 LOB: 1 BB: 0 P: 11	R: 1 E: 0 K: 0 S: 12	H: 3 LOB: 2 BB: 1 P: 19	1B: 10 2B: 1 3B: 1 HR: 1	SF: 0 SAC: 1 DP: 2 HBP: 0	WP: 2 PB: 0 SB: 1 CS: 0	PA: 49	
PITCHER	IP WLS BF H R ER SO BB IBB HBP BLK WP HR S P ERA WHIP	PITCHER										IP WLS BF H R ER SO BB IBB HBP BLK WP HR S P ERA WHIP											
Brandon Claussen, L ERA: 5.14	(1, 1) 6.0 26																						
Gabe White, L ERA: 7.15	(7, 1) 1.0 4																						
Ryan Wagner, R ERA: 4.57	(8, 1) 2.0 9																						
Joe Valentine, R ERA: 7.71	(10, 1) 1.1 8	L	3	1	1	1	1	0	0	0	0	0	0	18	26	6.75	3.000						
Todd Van Poppel, R ERA: 6.11	(11, 1) 0.2 2		1	0	0	0	0	0	0	0	0	0	0	4	4	0.00	1.500						

Arizona Diamondbacks @ Cincinnati Reds
Great American Ball Park, Cincinnati, OH
Fri Aug 27 2004, 7:10 PM EDT
Att: 23,498 - Cloudy - 88 F

livebaseballscorecards.com

AB 43
R 4
H 13
RBI 3
BB 5
SO 7
LOB 20



Batter	1	2	3	4	5	6	7	8	9	10	11	AB	R	H	RBI	BB	SO	LOB	BOTTOM			
6 Ryan Freel, R OBP: 0.377, SLG: 0.344	(1, 5) G5-3		(4, 2) 1B S BB		(0, 1) G6-3		(2, 1) E5 FC5-2		(0, 1) L8			4	0	0	0	1	0	2				
Felipe Lopez, S OBP: 0.305, SLG: 0.409	(1, 6) K		(1, 3) 1 SAFE 2 SAFE 1B		(1, 3) K		(3, 1) FC5-2				(1, 3) K	5	0	1	0	0	3	3				
Sean Casey, L OBP: 0.393, SLG: 0.579	(1, 3) 2B		(0, 2) F9		(1, 2) G3		(2, 3) K		(1, 2) G4-3			5	1	1	0	0	1	5				
Adam Dunn, L OBP: 0.402, SLG: 0.591	(1, 7) 2B		(0, 0) G3		(3, 3) K		(2, 0) HR		(4, 1) BB			4	1	2	2	1	1	2				
D'Angelo Jimenez, S OBP: 0.396, SLG: 0.360	(1, 4) L4		(2, 2) L9		(1, 0) G4-3		(4, 1) FC6-4 BB		(1, 3) K			4	0	0	0	1	1	2				
Todd Van Poppel, R OBP: 0.176, SLG: 0.125												0	0	0	0	0	0	0				
Wily Mo Peña, R OBP: 0.365, SLG: 0.516			(0, 3) K		(1, 3) K		(0, 0) FC2-5 1B		(0, 1) FC6-4 G1-6-3		(3, 3) K	5	0	1	0	0	3	1				
Austin Kearns, R OBP: 0.328, SLG: 0.347			(0, 3) K		(0, 0) 1B		(4, 2) FC2-5 2B BB		(0, 0) G1-6-3		(0, 1) G5-3	4	1	1	0	1	1	1				
Javier Valentin, S OBP: 0.277, SLG: 0.369			(0, 0) G4-3		(0, 0) G3		(0, 0) FC2-5 2B FC5-2		(1, 1) F9		(1, 3) K	5	0	0	0	0	1	3				
Brandon Claussen, R ERA: 5.14	(1, 1) 6.0 26											2	0	0	0	0	2	0				
Gabe White, L ERA: 7.15	(7, 1) 1.0 4											0	0	0	0	0	0	0				
Ryan Wagner, R ERA: 4.57	(8, 1) 2.0 9											1	0	1	1	0	0	0				
John Vander Wal, L ERA: 1.52	(8, PH) 0.1 0											1	0	0	0	0	1	0				
Joe Valentine, R ERA: 7.71	(10, 1) 1.1 8											0	0	0	0	0	0	0				
Juan Castro, R ERA: 0.376	(11, 5) 0.2 2											0	0	0	0	0	0	0				
Inning Stats	R: 1 E: 0 K: 1 S: 13	H: 2 LOB: 1 BB: 0 P: 19	R: 0 E: 0 K: 2 S: 7	H: 0 LOB: 0 BB: 7	R: 0 E: 0 K: 1 S: 13	H: 1 LOB: 1 BB: 1 P: 18	R: 0 E: 0 K: 1 S: 8	H: 1 LOB: 1 BB: 0 P: 12	R: 0 E: 0 K: 2 S: 8	H: 0 LOB: 0 BB: 0 P: 11	R: 1 E: 1 K: 1 S: 15	H: 2 LOB: 3 BB: 1 P: 27	R: 1 E: 0 K: 0 S: 5	H: 1 LOB: 1 BB: 1 P: 11	R: 0 E: 0 K: 2 S: 10	H: 0 LOB: 1 BB: 0 P: 17	R: 0 E: 0 K: 2 S: 8	H: 0 LOB: 0 BB: 0 P: 12	1B: 3 2B: 3 3B: 0 HR: 1	SF: 0 SAC: 0 DP: 1 HBP: 0	WP: 0 PB: 0 SB: 0 CS: 0	PA: 44
PITCHER	IP WLS BF H R ER SO BB IBB HBP BLK WP HR S P ERA WHIP	PITCHER										IP WLS BF H R ER SO BB IBB HBP BLK WP HR S P ERA WHIP										
17 Brandon Webb, R ERA: 3.67	(1, 1) 6.1 28																					
Shane Nance, L ERA: 3.86	(7, 1) 0.2 4		1	1	1	1	1	0	0	0	0											
Mike Koplove, R ERA: 4.14	(8, 1) 2.0 5		0	0	0	1	0	0	0	0	0											
36 Brian Bruneau, R ERA: 3.57	(10, 1) 1.0 4	W	4	0	0	0	2	1	0	0	0											
Greg Aquino, R ERA: 2.91	(11, 1) 1.0 3	S	3	0	0	0	2	0	0	0	0											

Arizona Diamondbacks @ Cincinnati Reds
Great American Ball Park, Cincinnati, OH
Fri Aug 27 2004, 7:10 PM EDT
Att: 23,498 - Cloudy - 88 F

livebaseballscorecards.com

AB 40
R 3
H 7
RBI 3
BB 4
SO 14
LOB 19



Batter	1	2	3	4	5	6	7	8	9	AB	R	H	RBI	BB	SO	LOB	TOP										
Quinton McCracken, S OBP: 0.335, SLG: 0.403	G4-3		1B		P5		FC2-5 E 1B WP		WP 1B 2B	5	2	2	0	0	0	2	Arizona Diamondbacks @ Cincinnati Reds Great American Ball Park, Cincinnati, OH Sat Aug 28 2004, 7:10 PM EDT Att: 26,185 - Unknown - 71 F livebaseballscorecards.com										
Alex Cimron, S OBP: 0.359, SLG: 0.356 Mike Fetters, R OBP: 0.359, SLG: 0.356 Mike Koplove, R OBP: 0.359, SLG: 0.356 Carlos Baerena, S OBP: 0.359, SLG: 0.356 36 Brian Bruney, R OBP: 0.359, SLG: 0.356 Greg Aquino, R OBP: 0.359, SLG: 0.356	L9		K		F7		E9 WP 1B		K	4	0	1	1	0	1	1											
Danny Bautista, R OBP: 0.346, SLG: 0.426	G3				1B 1B		F8		G4-3	5	1	2	1	0	0	2											
Shea Hillenbrand, R OBP: 0.344, SLG: 0.453		G4-3			F9 1B FC4-6 1B		F7		F8	5	1	1	0	0	0	2											
Chad Tracy, L OBP: 0.350, SLG: 0.412		FC8-4 1B			FC4-6 1B		F8		F8	4	0	3	1	0	0	0											
Luis Torrero, R OBP: 0.390, SLG: 0.425		FC8-4 1-2f			F9		K			4	0	1	0	0	1	4											
Jerry Gil, R OBP: 0.375, SLG: 0.429		G6-3			FC4-6 1-2f 3-H				E8 1B 2B	4	1	1	1	0	0	3											
Juan Brito, R OBP: 0.219, SLG: 0.250				K	K				G3	4	0	1	1	0	2	2											
Casey Fossum, L OBP: 0.063, SLG: 0.032 Scott Hairston, R OBP: 0.306, SLG: 0.471				F8			B1-3		K	2	0	0	0	0	0	0											
										2	1	1	0	0	1	0											
Inning Stats	R: 0 E: 0 K: 0 S: 8	H: 0 LOB: 0 BB: 0 P: 9	R: 0 E: 0 K: 0 S: 7	H: 1 LOB: 1 BB: 0 P: 8	R: 0 E: 0 K: 2 S: 14	H: 1 LOB: 1 BB: 0 P: 18	R: 2 E: 0 K: 1 S: 16	H: 3 LOB: 1 BB: 0 P: 20	R: 0 E: 0 K: 1 S: 9	H: 0 LOB: 0 BB: 0 P: 14	R: 0 E: 0 K: 1 S: 8	H: 1 LOB: 1 BB: 0 P: 9	R: 3 E: 2 K: 0 S: 17	H: 4 LOB: 1 BB: 0 P: 25	R: 0 E: 0 K: 0 S: 7	H: 1 LOB: 1 BB: 0 P: 10	R: 1 E: 0 K: 2 S: 12	H: 2 LOB: 1 BB: 0 P: 21	1B: 10 2B: 3 3B: 0 HR: 0	SF: 0 SAC: 0 DP: 0 HBP: 0	WP: 2 PB: 0 CS: 0 SB: 0	PA: 40					
PITCHER	IP	WLS	BF	H	R	ER	SO	BB	IBB	HBP	BLK	WP	HR	S	P	ERA	WHIP										
Jose Acevedo, R ERA: 6.07	(1, 1)	6.0	24	6	2	2	4	0	0	0	0	0	0	62	78	3.00	1.000										
Phil Norton, L ERA: 5.0	(7, 1)	0.0	L	3	3	3	0	0	0	0	0	0	0	7	11	∞	∞										
John Riedling, R ERA: 4.5	(7, 1)	3.0	13	4	1	1	2	0	0	0	0	2	0	29	45	3.00	1.333										
Batter	1	2	3	4	5	6	7	8	9	AB	R	H	RBI	BB	SO	LOB	BOTTOM										
6 Ryan Freel, R OBP: 0.376, SLG: 0.345	G6-3		K		P4		K		1-1H 2-H 2B	5	0	1	1	0	2	0	Arizona Diamondbacks @ Cincinnati Reds Great American Ball Park, Cincinnati, OH Sat Aug 28 2004, 7:10 PM EDT Att: 26,185 - Unknown - 71 F livebaseballscorecards.com										
Barry Larkin, R OBP: 0.351, SLG: 0.433	F8		1B		G1-3		L9		L9	5	0	1	0	0	0	1											
Sean Casey, L OBP: 0.392, SLG: 0.575	G5-3		G1-3				G1-3			3	1	0	0	0	0	1											
Adam Dunn, L OBP: 0.401, SLG: 0.587		F7		K					L5	3	1	0	0	1	1	0											
D'Angelo Jimenez, S OBP: 0.354, SLG: 0.377		K		G6-3			SH5-4 1B BB		F9	3	0	0	0	0	1	0											
Wily Mo Peña, R OBP: 0.308, SLG: 0.512							SH5-4		G4-3	2	0	0	0	1	1	2											
Austin Kearns, R OBP: 0.350, SLG: 0.359		FC5-4 BB								2	1	2	2	2	0	0											
Jason LaRue, R OBP: 0.333, SLG: 0.436		FC5-4 1-2f							K	3	0	0	0	1	2	5											
Jose Acevedo, R OBP: 0.114, SLG: 0.050 Felipe Lopez, S OBP: 0.303, SLG: 0.406 Phil Norton, R ERA: 5.0 John Riedling, R ERA: 4.5 Jacob Cruz, L OBP: 0.328, SLG: 0.372				K						2	0	0	0	0	2	0											
										1	0	0	0	0	1	2											
										0	0	0	0	0	0	0											
										0	0	0	0	0	0	0											
										0	0	0	0	0	0	0											
										0	0	0	0	0	0	0											
Inning Stats	R: 0 E: 0 K: 0 S: 7	H: 0 LOB: 0 BB: 0 P: 9	R: 0 E: 0 K: 1 S: 11	H: 0 LOB: 1 BB: 1 P: 21	R: 0 E: 0 K: 2 S: 11	H: 1 LOB: 1 BB: 0 P: 12	R: 0 E: 0 K: 2 S: 11	H: 1 LOB: 2 BB: 1 P: 18	R: 0 E: 0 K: 1 S: 5	H: 0 LOB: 0 BB: 0 P: 7	R: 2 E: 0 K: 2 S: 11	H: 1 LOB: 2 BB: 2 P: 25	R: 0 E: 0 K: 1 S: 6	H: 0 LOB: 0 BB: 0 P: 9	R: 0 E: 0 K: 0 S: 10	H: 0 LOB: 0 BB: 0 P: 15	R: 1 E: 0 K: 1 S: 16	H: 1 LOB: 1 BB: 2 P: 30	1B: 3 2B: 1 3B: 0 HR: 0	SF: 0 SAC: 1 DP: 0 HBP: 2	WP: 0 PB: 0 CS: 0 SB: 0	PA: 38					
PITCHER	IP	WLS	BF	H	R	ER	SO	BB	IBB	HBP	BLK	WP	HR	S	P	ERA	WHIP										
Casey Fossum, L ERA: 7.06	(1, 1)	6.0	W	27	3	2	2	8	0	0	0	0	0	6	9	0.00	0.000										
Mike Fetters, R ERA: 9.0	(7, 1)	1.0	H	3	0	0	0	1	0	0	0	0	0	6	9	0.00	0.000										
Mike Koplove, R ERA: 4.08	(8, 1)	1.0	H	3	0	0	0	0	0	0	0	0	0	10	15	0.00	0.000										
36 Brian Bruney, R ERA: 3.93	(9, 1)	0.2	S	4	1	1	1	1	2	0	0	0	0	12	24	13.50	4.500										
Greg Aquino, R ERA: 2.86	(9, 1)	0.1	S	1	0	0	0	0	0	0	0	0	0	4	6	0.00	0.000										

Batter	1	2	3	4	5	6	7	8	9	AB	R	H	RBI	BB	SO	LOB	TOP					
Quinton McCracken, S OBP: 0.331, SLG: 0.396 (1, 9)	G4-3		F8				G3-1		L9	5	0	1	0	0	0	0						
Andy Green, R OBP: 0.287, SLG: 0.333 (1, 7)	1B		P5				L4			3	0	1	0	1	0	0						
Chad Tracy, L OBP: 0.347, SLG: 0.407 (1, 5)	K		G4-3				G3-1			4	0	0	0	0	2	3						
Shea Hillenbrand, R OBP: 0.343, SLG: 0.451 (1, 3)	1B			F7			F9		G6-3	4	0	1	0	0	0	0						
Scott Hairston, R OBP: 0.306, SLG: 0.479 (1, 4)	F8			G6-3			G5-3		HR	4	1	1	1	0	0	2						
Luis Torrero, R OBP: 0.394, SLG: 0.445 (1, 8)		K							K	4	1	2	0	0	2	0						
Jerry Gil, R OBP: 0.333, SLG: 0.364 Lance Cormier, R OBP: 0.333, SLG: 0.375 (8, 1)		K							K	4	0	1	1	0	3	1	AB 35 R 2 H 8 RBI 2 BB 2 SO 8 LOB 9					
19 Chris Snyder, R OBP: 0.238, SLG: 0.421 Alan Zinter, S OBP: 0.214, SLG: 0.083 (9, PH)									P6	2	0	1	0	1	0	0						
31 Edgar Gonzalez, R OBP: 0.273, SLG: 0.200 Mike Fetters, R Shane Nance, L Alex Cintron, S OBP: 0.291, SLG: 0.355 (8, 6)		K2-3							G6-3	3	0	0	0	0	1	3						
Inning Stats	R: 0 E: 0 K: 1 S: 13	H: 2 LOB: 2 BB: 0 P: 24	R: 0 E: 0 K: 3 S: 12	H: 1 LOB: 1 BB: 0 P: 16	R: 0 E: 0 K: 0 S: 7	H: 0 LOB: 0 BB: 0 P: 10	R: 0 E: 0 K: 1 S: 10	H: 1 LOB: 1 BB: 0 P: 16	R: 0 E: 0 K: 1 S: 14	H: 1 LOB: 2 BB: 1 P: 21	R: 1 E: 0 K: 0 S: 17	H: 2 LOB: 2 BB: 1 P: 27	R: 0 E: 0 K: 0 S: 5	H: 0 LOB: 0 BB: 0 P: 10	R: 1 E: 0 K: 2 S: 11	H: 1 LOB: 0 BB: 0 P: 21	R: 0 E: 0 K: 0 S: 7	H: 0 LOB: 0 BB: 0 P: 13	1B: 5 2B: 2 3B: 0 HR: 1	SF: 0 SAC: 0 DP: 0 HBP: 0	WP: 0 PB: 0 CS: 1	PA: 37
PITCHER	IP	WLS	BF	H	R	ER	SO	BB	IBB	HBP	BLK	WP	HR	S	P	ERA	WHIP					
Josh Hancock, R ERA: 4.98	6.0		27	7	1	1	6	1	1	0	0	0	0	73	114	1.50	1.333					
Ryan Wagner, R ERA: 4.46	1.0		3	0	0	0	0	0	0	0	0	0	0	5	10	0.00	0.000					
Todd Van Poppel, R ERA: 6.14	1.0	W	4	1	1	1	2	0	0	0	0	0	1	11	21	9.00	1.000					
Joe Valentine, R ERA: 7.11	1.0		3	0	0	0	0	0	0	0	0	0	0	7	13	0.00	0.000					

Arizona Diamondbacks @ Cincinnati Reds
Great American Ball Park, Cincinnati, OH
Sun Aug 29 2004, 1:15 PM EDT
Att: 25,306 - Overcast - 77 F

AB	35
R	2
H	8
RBI	2
BB	2
SO	8
LOB	9



Batter	1	2	3	4	5	6	7	8	9	AB	R	H	RBI	BB	SO	LOB	BOTTOM				
6 Ryan Freel, R OBP: 0.377, SLG: 0.345 (1, 8)	F8			P2			HR			3	2	1	1	1	0	0					
Felipe Lopez, S OBP: 0.508, SLG: 0.408 (1, 6)	K			P6			BB			4	1	2	0	0	1	0					
Sean Casey, L OBP: 0.391, SLG: 0.571 (1, 3)	F9			G5-3			G4-6-3			3	0	0	0	1	0	2					
Adam Dunn, L OBP: 0.402, SLG: 0.592 (1, 7)										3	1	1	2	1	1	3					
D'Angelo Jimenez, S OBP: 0.355, SLG: 0.377 (1, 4)										3	0	1	1	1	0	1					
Austin Kearns, R OBP: 0.346, SLG: 0.349 (1, 9)										3	0	0	1	1	0	2					
Jason LaRue, R OBP: 0.330, SLG: 0.430 (1, 2)										4	0	0	0	0	1	3	AB 28 R 6 H 6 RBI 5 BB 6 SO 4 LOB 11				
Juan Castro, R OBP: 0.277, SLG: 0.375 (1, 5)										3	1	1	0	0	0	0					
Josh Hancock, R Darrin Blanton, L Ryan Wagner, R Todd Van Poppel, R Jacob Cruz, R Wily Mo Peña, R Joe Valentine, R (1, 1) (6, PH) (7, 1) (8, 1) (8, PH) (8, PH) (9, 1)										1	0	0	0	0	0	0					
Inning Stats	R: 0 E: 0 K: 1 S: 6	H: 0 LOB: 0 BB: 0 P: 8	R: 0 E: 0 K: 0 S: 9	H: 0 LOB: 0 BB: 1 P: 15	R: 0 E: 0 K: 0 S: 10	H: 0 LOB: 0 BB: 0 P: 16	R: 0 E: 0 K: 0 S: 5	H: 0 LOB: 0 BB: 0 P: 9	R: 0 E: 0 K: 1 S: 9	H: 0 LOB: 0 BB: 0 P: 14	R: 0 E: 0 K: 1 S: 7	H: 0 LOB: 0 BB: 0 P: 11	R: 2 E: 0 K: 0 S: 18	H: 3 LOB: 1 BB: 1 P: 30	R: 4 E: 1 K: 1 S: 21	H: 3 LOB: 3 BB: 4 P: 46	1B: 5 2B: 0 3B: 0 HR: 1	SF: 0 SAC: 0 DP: 2 HBP: 0	WP: 0 PB: 0 CS: 0	PA: 34	
PITCHER	IP	WLS	BF	H	R	ER	SO	BB	IBB	HBP	BLK	WP	HR	S	P	ERA	WHIP				
31 Edgar Gonzalez, R ERA: 7.68	7.0		24	3	2	2	3	2	0	0	0	0	0	9	17	108.00	12.000				
Mike Fetters, R ERA: 11.3	0.1	L	5	3	4	4	1	1	0	0	0	0	0	6	17	0.00	6.000				
Shane Nance, L ERA: 3.68	0.1		3	0	0	0	0	2	0	0	0	0	0	6	17	0.00	6.000				
Lance Cormier, R ERA: 10.43	0.1		2	0	0	0	0	1	0	0	0	0	0	6	12	0.00	3.000				

Arizona Diamondbacks @ Cincinnati Reds
Great American Ball Park, Cincinnati, OH
Sun Aug 29 2004, 1:15 PM EDT
Att: 25,306 - Overcast - 77 F

AB	28
R	6
H	6
RBI	5
BB	6
SO	4
LOB	11



Batter	1	2	3	4	5	6	7	8	9	AB	R	H	RBI	BB	SO	LOB	TOP					
Craig Biggio, R OBP: 0.348, SLG: 0.468 (1, 7)										5	1	1	0	0	1	0						
Carlos Beltrán, S OBP: 0.370, SLG: 0.566 (1, 8)										4	1	0	0	1	1	1						
5 Jeff Bagwell, R OBP: 0.378, SLG: 0.453 Russ Springer, R (9, 1)										4	1	1	0	1	0	0						
17 Lance Berkman, S OBP: 0.456, SLG: 0.553 (9, 3)										5	3	3	4	0	0	2						
Jeff Kent, R OBP: 0.341, SLG: 0.493 4 Eric Bruntlett, R OBP: 0.326, SLG: 0.500 (7, 6)										4	1	2	0	0	0	1						
Mike Lamb, L OBP: 0.369, SLG: 0.513 (1, 5)										3	1	0	0	2	0	4						
Jose Vizcaino, S OBP: 0.325, SLG: 0.389 (7, 4)										4	2	2	1	0	0	3						
Brad Ausmus, R OBP: 0.308, SLG: 0.341 (1, 2)										4	1	2	3	0	0	1						
Pete Munro, R OBP: 0.148, SLG: 0.083 Chad Harville, R OBP: 0.286, SLG: 0.326 16 Jason Lane, R OBP: 0.179, SLG: 0.427 Mike Gallo, L OBP: 0.338, SLG: 0.372 Kirk Bullinger, R OBP: 0.341, SLG: 0.342 Orlando Palmeiro, L OBP: 0.344, SLG: 0.376 (11, 1) (6, 1) (7, PH) (7, 1) (8, 1) (9, 9)										2	0	0	1	0	0	0						
Inning Stats	R: 1 E: 1 K: 0 S: 7	H: 1 LOB: 2 BB: 1 P: 14	R: 1 E: 0 K: 0 S: 7	H: 1 LOB: 0 BB: 0 P: 15	R: 1 E: 0 K: 0 S: 15	H: 2 LOB: 2 BB: 1 P: 26	R: 0 E: 0 K: 1 S: 8	H: 0 LOB: 0 BB: 0 P: 11	R: 0 E: 0 K: 1 S: 7	H: 0 LOB: 0 BB: 0 P: 13	R: 3 E: 0 K: 0 S: 8	H: 3 LOB: 0 BB: 0 P: 20	R: 4 E: 1 K: 1 S: 17	H: 3 LOB: 1 BB: 1 P: 31	R: 0 E: 0 K: 0 S: 4	H: 0 LOB: 0 BB: 0 P: 6	R: 1 E: 0 K: 1 S: 7	H: 1 LOB: 0 BB: 1 P: 13	1B: 4 2B: 5 3B: 0 HR: 3	SF: 2 SAC: 0 DP: 1 HBP: 0	WP: 0 PB: 0 SB: 2 CS: 0	PA: 43
PITCHER	IP WLS BF H R ER SO BB IBB HBP BLK WP HR S P ERA WHIP																					
Luke Hudson, R ERA: 3.8 Phil Norton, L ERA: 5.3 John Riedling, R ERA: 4.77 Gabe White, L ERA: 7.01 Todd Van Poppel, R ERA: 6.1 (1, 1) (5, 1) (7, 1) (7, 1) (8, 1)	4.0 2.0 0.0 1.0 2.0	WLS L 0 4 7	BF 19 9 4 7	H 4 3 2 1	R 3 3 2 1	ER 2 3 4 0 1	SO 1 3 1 1	BB 2 0 1 0 1	IBB 0 0 0 0 0	HBP 0 0 0 0 0	BLK 0 0 0 0 0	WP 0 1 0 0 0	HR 1 15 5 12 11	S 37 15 33 18 19	P 66 13.50 1.500 0.00 4.50	ERA 4.50 13.50 1.500 0.00 4.50	WHIP 1.500 13.50 1.500 1.000 1.000					

Houston Astros @ Cincinnati Reds
Great American Ball Park, Cincinnati, OH
Mon Aug 30 2004, 7:10 PM EDT
Att: 19,320 - Cloudy - 78 F

AB	37
R	11
H	11
RBI	9
BB	4
SO	4
LOB	13



Batter	1	2	3	4	5	6	7	8	9	AB	R	H	RBI	BB	SO	LOB	BOTTOM				
6 Ryan Freel, R OBP: 0.375, SLG: 0.346 (1, 5)										5	1	1	0	0	1	6					
Felipe Lopez, S OBP: 0.504, SLG: 0.422 (1, 6)										5	1	1	2	0	1	4					
Sean Casey, L OBP: 0.391, SLG: 0.570 (1, 3)										5	0	2	0	0	0	1					
Adam Dunn, L OBP: 0.400, SLG: 0.595 (1, 7)										5	1	1	1	0	2	2					
D'Angelo Jimenez, S OBP: 0.352, SLG: 0.374 Todd Van Poppel, R OBP: 0.179, SLG: 0.125 Jacob Cruz, L OBP: 0.338, SLG: 0.372 (1, 4) (8, 1) (9, PH)										4	0	0	0	0	1	0					
Austin Keams, R OBP: 0.341, SLG: 0.342 (1, 9)										5	0	1	0	0	1	2					
Wily Mo Peña, R OBP: 0.313, SLG: 0.519 (1, 8)										4	0	3	0	0	0	0					
Jason LaRue, R OBP: 0.332, SLG: 0.432 (1, 2)										3	0	1	0	0	1	2					
Luke Hudson, R ERA: 4.92 Chad Harville, R ERA: 5.44 Mike Gallo, L ERA: 5.02 Kirk Bullinger, R ERA: 5.85 Russ Springer, R ERA: 6.1 (11, 1) (4, PH) (5, 1) (6, PH) (7, 1) (7, 1) (8, 4)	5.0 1.0 1.0 1.0 1.0	WLS H 3 5 5	BF 25 4 3 5	H 8 0 1 1	R 3 0 0 0	ER 3 0 0 0	SO 6 1 1 0	BB 1 1 0 1	IBB 0 0 0 0	HBP 1 0 0 0	BLK 0 0 0 0	WP 0 0 0 0	HR 2 8 6 11 12	S 60 14 11 20 19	P 100 14 11 20 19	ERA 5.40 0.00 0.000 0.000 2.000 2.000	WHIP 1.800 1.000 0.000 2.000 2.000				
Inning Stats	R: 0 E: 0 K: 1 S: 11	H: 1 LOB: 1 BB: 0 P: 19	R: 0 E: 0 K: 2 S: 11	H: 1 LOB: 0 BB: 0 P: 18	R: 0 E: 0 K: 1 S: 9	H: 0 LOB: 1 BB: 1 P: 18	R: 0 E: 0 K: 1 S: 13	H: 2 LOB: 3 BB: 0 P: 20	R: 3 E: 1 K: 1 S: 10	H: 3 LOB: 2 BB: 1 P: 16	R: 0 E: 0 K: 1 S: 6	H: 0 LOB: 0 BB: 0 P: 11	R: 0 E: 0 K: 0 S: 11	H: 1 LOB: 2 BB: 1 P: 20	R: 0 E: 0 K: 0 S: 12	H: 1 LOB: 2 BB: 1 P: 19	1B: 5 2B: 3 3B: 0 HR: 2	SF: 0 SAC: 0 DP: 1 HBP: 1	WP: 0 PB: 0 SB: 1 CS: 0	PA: 42	
PITCHER	IP WLS BF H R ER SO BB IBB HBP BLK WP HR S P ERA WHIP																				
Pete Munro, R ERA: 4.92 Chad Harville, R ERA: 5.44 Mike Gallo, L ERA: 5.02 Kirk Bullinger, R ERA: 5.85 Russ Springer, R ERA: 6.1 (1, 1) (6, 1) (7, 1) (8, 1) (9, 1)	5.0 1.0 1.0 1.0 1.0	WLS H 3 5 5	BF 25 4 3 5	H 8 0 1 1	R 3 0 0 0	ER 3 0 0 0	SO 6 1 1 0	BB 1 1 0 1	IBB 0 0 0 0	HBP 1 0 0 0	BLK 0 0 0 0	WP 0 0 0 0	HR 2 8 6 11 12	S 60 14 11 20 19	P 100 14 11 20 19	ERA 5.40 0.00 0.000 0.000 2.000 2.000	WHIP 1.800 1.000 0.000 2.000 2.000				

Houston Astros @ Cincinnati Reds
Great American Ball Park, Cincinnati, OH
Mon Aug 30 2004, 7:10 PM EDT
Att: 19,320 - Cloudy - 78 F

AB	37
R	3
H	10
RBI	3
BB	4
SO	8
LOB	20



Batter	1	2	3	4	5	6	7	8	9	AB	R	H	RBI	BB	SO	LOB	TOP								
Craig Biggio, R (1, 7) OBP: 0.350, SLG: 0.469	1-2 1B		0-2 5 G4-3 5 S			1-3 K			0-1 5 1B 17 G6-3	5	1	3	0	0	1	0									
16 Jason Lane, R (9, 9) OBP: 0.324, SLG: 0.407										0	0	0	0	0	0	0									
Carlos Beltrán, S (1, 8) OBP: 0.365, SLG: 0.569	2-2 P4		0-1 P2			2-2 HR			1-3 K	5	1	1	1	0	1	4									
5 Jeff Bagwell, R (1, 3) OBP: 0.378, SLG: 0.459																									
4 Eric Bruntlett, R (9, 6) OBP: 0.326, SLG: 0.500	3-2 P5		3-2 G4-3			0-0 HR			3-2 P4	5	2	2	2	0	0	2									
17 Lance Berkman, S (1, 9) OBP: 0.454, SLG: 0.556									1-3 2-H HR	0	0	0	0	0	0	0									
Jeff Kent, R (1, 4) OBP: 0.341, SLG: 0.506										5	2	2	3	0	0	0									
Dan Wheeler, R (9, 1) OBP: 0.200, SLG: 0.200										0	0	0	0	0	0	0									
Mike Lamb, L (1, 5) OBP: 0.374, SLG: 0.518										4	0	2	0	1	1	0									
Jose Vizcaino, S (1, 6) OBP: 0.324, SLG: 0.384										3	0	0	0	1	0	3									
Brad Ausmus, R (1, 2) OBP: 0.307, SLG: 0.338										3	0	0	0	1	2	2									
41 Brandon Backe, R (1, 1) OBP: 0.143, SLG: 0.143										3	0	0	0	0	2	3									
Chad Qualls, R (7, 1)										0	0	0	0	0	0	0									
Mike Gallo, L (8, 1)										0	0	0	0	0	0	0									
Orlando Palmeiro, L (9, PH) OBP: 0.348, SLG: 0.360										0	1	0	0	1	0	0									
Inning Stats	R: 0 E: 0 K: 1 S: 14	H: 1 LOB: 1 BB: 0 P: 22	R: 1 E: 0 K: 2 S: 10	H: 1 LOB: 1 BB: 1 P: 21	R: 0 E: 0 K: 1 S: 11	H: 1 LOB: 1 BB: 0 P: 16	R: 0 E: 0 K: 1 S: 9	H: 1 LOB: 2 BB: 1 P: 17	R: 3 E: 0 K: 1 S: 14	H: 3 LOB: 1 BB: 1 P: 23	R: 0 E: 0 K: 0 S: 4	H: 0 LOB: 0 BB: 0 P: 6	R: 0 E: 0 K: 1 S: 9	H: 0 LOB: 0 BB: 0 P: 16	R: 0 E: 0 K: 1 S: 10	H: 1 LOB: 1 BB: 0 P: 12	R: 4 E: 0 K: 2 S: 18	H: 3 LOB: 0 BB: 1 P: 28	1B: 5 2B: 1 3B: 0 HR: 5	SF: 0 SAC: 0 DP: 0 HBP: 0	WP: 0 PB: 0 SB: 1 CS: 0	PA: 42			
PITCHER	IP	WLS	BF	H	R	ER	SO	BB	IBB	HBP	BLK	WP	HR	S	P	ERA	WHIP								
39 Aaron Harang, R (1, 1) ERA: 4.25	5.0	L	25	7	4	4	6	2	1	0	0	0	4	58	99	7.20	1.800								
Jose Acevedo, R (6, 1) ERA: 5.99	2.0		6	0	0	0	0	0	0	0	0	0	0	13	22	0.00	0.000								
Gabe White, L (8, 1) ERA: 6.88	1.0		4	1	0	0	1	0	0	0	0	0	0	10	12	0.00	1.000								
Joe Valentine, R (9, 1) ERA: 9.22	1.0		7	3	4	4	2	1	0	0	0	0	1	18	28	36.00	4.000								

Houston Astros @ Cincinnati Reds
Great American Ball Park, Cincinnati, OH
Tue Aug 31 2004, 7:10 PM EDT
Att: 19,586 - Cloudy - 74 F

AB 38
R 8
H 11
RBI 8
BB 4
SO 9
LOB 17



Batter	1	2	3	4	5	6	7	8	9	AB	R	H	RBI	BB	SO	LOB	BOTTOM								
6 Ryan Freel, R (1, 9) OBP: 0.372, SLG: 0.342	3-2 P4			0-1 G5-3		2-0 F9			2-3 K	4	0	0	0	0	1	0									
Barry Larkin, R (1, 6) OBP: 0.358, SLG: 0.433									0-0 G4-3	2	0	1	0	1	0	0									
Sean Casey, L (1, 3) OBP: 0.392, SLG: 0.571									1-2 G4-6-3 1B	4	0	2	0	0	0	2									
Adam Dunn, L (1, 7) OBP: 0.397, SLG: 0.590										4	0	0	0	0	3	4									
D'Angelo Jimenez, S (1, 4) OBP: 0.351, SLG: 0.373										4	0	1	0	0	0	0									
Wily Mo Peña, R (1, 8) OBP: 0.312, SLG: 0.515										2	0	0	0	0	0	0									
Austin Kearns, R (7, PH) OBP: 0.343, SLG: 0.345										2	0	1	0	0	0	1									
Felipe Lopez, S (1, 5) OBP: 0.321, SLG: 0.422										0	0	0	0	4	0	0									
Jason LaRue, R (1, 2) OBP: 0.325, SLG: 0.433										2	0	1	0	0	0	1									
Jose Acevedo, R (6, 1) ERA: 5.99										0	0	0	0	0	0	0									
Jacob Cruz, R (7, PH) OBP: 0.306, SLG: 0.309										1	0	0	0	0	1	2									
Gabe White, L (8, 1) ERA: 6.88										0	0	0	0	0	0	0									
Joe Valentine, R (9, 1) ERA: 9.22										1	0	0	0	0	0	1									
John Vander Wal, L (9, PH) OBP: 0.174, SLG: 0.318										0	0	0	0	0	0	0									
39 Aaron Harang, R (1, 1) OBP: 0.021, SLG: 0.043										1	0	0	0	0	0	2									
Javier Valentin, S (6, 2) OBP: 0.274, SLG: 0.365										2	0	0	0	0	1	2									
Inning Stats	R: 0 E: 0 K: 0 S: 5	H: 1 LOB: 0 BB: 0 P: 11	R: 0 E: 0 K: 0 S: 9	H: 0 LOB: 0 BB: 0 P: 15	R: 0 E: 0 K: 0 S: 6	H: 1 LOB: 1 BB: 1 P: 12	R: 0 E: 0 K: 1 S: 8	H: 0 LOB: 1 BB: 1 P: 16	R: 0 E: 0 K: 2 S: 12	H: 1 LOB: 2 BB: 0 P: 22	R: 0 E: 0 K: 1 S: 12	H: 1 LOB: 2 BB: 1 P: 25	R: 0 E: 0 K: 2 S: 11	H: 1 LOB: 1 BB: 0 P: 16	R: 0 E: 0 K: 0 S: 11	H: 1 LOB: 1 BB: 1 P: 16	1B: 5 2B: 1 3B: 0 HR: 0	SF: 0 SAC: 0 DP: 3 HBP: 1	WP: 0 PB: 0 SB: 0 CS: 1	PA: 35					
PITCHER	IP	WLS	BF	H	R	ER	SO	BB	IBB	HBP	BLK	WP	HR	S	P	ERA	WHIP								
41 Brandon Backe, R (1, 1) ERA: 4.74	6.0	W	22	3	0	0	3	3	0	1	0	0	0	20	36	0.00	1.800								
Chad Qualls, R (7, 1) ERA: 5.02	1.2		8	2	0	0	2	1	0	0	0	0	0	3	5	0.00	0.000								
Mike Gallo, L (8, 1) ERA: 4.98	0.1		1	0	0	0	1	0	0	0	0	0	0	3	5	0.00	0.000								
Dan Wheeler, R (9, 1) ERA: 4.56	1.0		4	1	0	0	0	1	0	0	0	0	0	11	16	0.00	2.000								

Houston Astros @ Cincinnati Reds
Great American Ball Park, Cincinnati, OH
Tue Aug 31 2004, 7:10 PM EDT
Att: 19,586 - Cloudy - 74 F

AB 29
R 0
H 6
RBI 0
BB 5
SO 6
LOB 15



Batter	1	2	3	4	5	6	7	8	9	AB	R	H	RBI	BB	SO	LOB	TOP										
Craig Biggio, R OBP: 0.350, SLG: 0.471 Jose Vizcaino, S OBP: 0.324, SLG: 0.384										4	1	2	1	0	0	1											
Carlos Beltrán, S OBP: 0.268, SLG: 0.565 Orlando Palmeiro, L OBP: 0.349, SLG: 0.360										3	1	0	0	1	2	2											
5 Jeff Bagwell, R OBP: 0.377, SLG: 0.456										5	1	1	1	0	0	2											
17 Lance Berkman, S OBP: 0.459, SLG: 0.566										3	3	3	1	2	0	0											
Jeff Kent, R OBP: 0.342, SLG: 0.510 Russ Springer, R 54 Brad Lidge, R										4	2	1	4	1	1	4											
Mike Lamb, L OBP: 0.370, SLG: 0.510										5	1	1	0	0	0	1											
4 Eric Bruntlett, R OBP: 0.333, SLG: 0.500										4	0	2	1	0	1	0											
Raul Chavez, R OBP: 0.245, SLG: 0.231										4	0	1	0	1	1	2											
44 Roy Oswalt, R OBP: 0.194, SLG: 0.172 Chad Harville, R										2	0	1	1	0	0	1											
16 Jason Lane, R OBP: 0.319, SLG: 0.400										2	0	0	0	0	2	1											
Inning Stats	R: 0 E: 0 K: 0 S: 5	H: 0 LOB: 0 BB: 0 P: 10	R: 3 E: 0 K: 1 S: 17	H: 3 LOB: 2 BB: 2 P: 30	R: 0 E: 0 K: 0 S: 12	H: 1 LOB: 1 BB: 0 P: 18	R: 0 E: 0 K: 0 S: 6	H: 1 LOB: 1 BB: 0 P: 9	R: 1 E: 0 K: 1 S: 9	H: 1 LOB: 0 BB: 0 P: 14	R: 0 E: 0 K: 0 S: 13	H: 1 LOB: 1 BB: 0 P: 19	R: 5 E: 1 K: 2 S: 17	H: 3 LOB: 0 BB: 1 P: 26	R: 0 E: 0 K: 2 S: 13	H: 1 LOB: 3 BB: 2 P: 23	R: 0 E: 0 K: 1 S: 10	H: 1 LOB: 1 BB: 0 P: 13	1B: 9 2B: 1 3B: 0 HR: 2	SF: 2 SAC: 2 DP: 0 HBP: 0	WP: 1 PB: 0 SB: 0 CS: 0	PA: 45					
PITCHER	IP	WLS	BF	H	R	ER	SO	BB	IBB	HBP	BLK	WP	HR	S	P	ERA	WHIP										
Paul Wilson, R ERA: 4.63	5.0	L	23	6	4	4	2	2	0	0	0	0	1	49	81	7.20	1.600										
Todd Van Poppel, R ERA: 6.22	1.0		7	3	3	3	0	0	0	0	0	0	0	19	27	27.00	3.000										
Phil Norton, L ERA: 5.46	0.0		1	0	0	0	0	1	0	0	0	0	0	4	4	∞	∞										
Ryan Wagner, R ERA: 4.47	2.0		10	2	2	1	4	2	0	0	0	1	1	24	37	4.50	2.000										
Gabe White, L ERA: 6.75	1.0		4	1	0	0	1	0	0	0	0	0	0	10	13	0.00	1.000										

Houston Astros @ Cincinnati Reds
Great American Ball Park, Cincinnati, OH
Wed Sep 01 2004, 12:35 PM EDT
Att: 17,270 - Sunny - 73 F

AB 36
R 9
H 12
RBI 9
BB 5
SO 7
LOB 14

Batter	1	2	3	4	5	6	7	8	9	AB	R	H	RBI	BB	SO	LOB	BOTTOM										
6 Ryan Freel, R OBP: 0.372, SLG: 0.350										5	2	2	1	0	1	0											
Juan Castro, R OBP: 0.279, SLG: 0.371										3	0	0	0	1	1	0											
Sean Casey, L OBP: 0.391, SLG: 0.568										4	0	1	1	0	0	1											
Adam Dunn, L OBP: 0.400, SLG: 0.591										2	1	1	0	2	0	1											
Austin Kearns, R OBP: 0.341, SLG: 0.342										4	0	1	0	0	1	2											
Darren Bragg, L OBP: 0.255, SLG: 0.373 Gabe White, L										3	0	1	1	0	0	0											
Felipe Lopez, S OBP: 0.320, SLG: 0.417										4	0	1	0	0	1	4											
Javier Valentin, S OBP: 0.274, SLG: 0.358										3	0	0	0	1	2	3											
Paul Wilson, R ERA: 3.54 Todd Van Poppel, R ERA: 5.32 Phil Norton, L ERA: 5.46 Ryan Wagner, R ERA: 4.47 D'Angelo Jimenez, S OBP: 0.191, SLG: 0.316 John Vander Wal, L OBP: 0.191, SLG: 0.316										2	0	0	0	0	2	1											
Inning Stats	R: 1 E: 1 K: 1 S: 9	H: 1 LOB: 1 BB: 1 P: 16	R: 0 E: 0 K: 1 S: 12	H: 0 LOB: 1 BB: 1 P: 21	R: 2 E: 0 K: 0 S: 17	H: 3 LOB: 2 BB: 1 P: 27	R: 0 E: 0 K: 2 S: 10	H: 0 LOB: 0 BB: 0 P: 13	R: 0 E: 0 K: 0 S: 7	H: 1 LOB: 1 BB: 0 P: 10	R: 0 E: 0 K: 0 S: 9	H: 1 LOB: 1 BB: 0 P: 15	R: 0 E: 0 K: 0 S: 8	H: 0 LOB: 1 BB: 1 P: 16	R: 0 E: 0 K: 2 S: 15	H: 1 LOB: 2 BB: 1 P: 27	R: 0 E: 0 K: 3 S: 10	H: 0 LOB: 0 BB: 0 P: 15	1B: 5 2B: 1 3B: 0 HR: 1	SF: 0 SAC: 1 DP: 1 HBP: 0	WP: 0 PB: 0 SB: 0 CS: 0	PA: 38					
PITCHER	IP	WLS	BF	H	R	ER	SO	BB	IBB	HBP	BLK	WP	HR	S	P	ERA	WHIP										
44 Roy Oswalt, R ERA: 3.54	6.0	W	26	6	3	2	4	3	0	0	0	0	0	64	102	3.00	1.500										
Chad Harville, R ERA: 5.32	1.0		4	0	0	0	0	1	0	0	0	0	0	8	16	0.00	1.000										
Russ Springer, R ERA: 5.46	1.0		5	1	0	0	2	1	0	0	0	0	0	15	27	0.00	2.000										
54 Brad Lidge, R ERA: 2.0	1.0		3	0	0	0	3	0	0	0	0	0	0	10	15	0.00	0.000										

Houston Astros @ Cincinnati Reds
Great American Ball Park, Cincinnati, OH
Wed Sep 01 2004, 12:35 PM EDT
Att: 17,270 - Sunny - 73 F

AB 32
R 3
H 7
RBI 3
BB 5
SO 9
LOB 12

Batter	1	2	3	4	5	6	7	8	9	AB	R	H	RBI	BB	SO	LOB	TOP				
6 Ryan Freel, R OBP: 0.373, SLG: 0.364 (1, 8)	2-2 G6-3 2B	3-2 HR		1-0 1B HR	3-3 K			1-0 F8		5	3	3	1	0	1	1	Cincinnati Reds @ Milwaukee Brewers Miller Park, Milwaukee, WI Sun Sep 05 2004, 1:05 PM CDT Att: 33,446 - Overcast - 81 F				
Juan Castro, R OBP: 0.294, SLG: 0.375 (1, 5)	0-0 B2	1-1 BB 2B		0-1 P5		0-0 G6-3		0-1 FC4-6 1B		5	1	2	0	0	0	2					
Sean Casey, L OBP: 0.392, SLG: 0.562 (1, 3)	3-2 G6-3 1B HBP	1-0 F8		2-0 HR 1B		1-0 F7		0-0 FC4-6 1B		4	2	2	1	0	0	1					
Adam Dunn, L OBP: 0.399, SLG: 0.588 (1, 7)	4-2 G6-3 1B BB	4-2 2B BB		3-2 HR		1-3 K		3-H FC4-6 1B		3	2	1	3	2	1	2					
D'Angelo Jimenez, S OBP: 0.353, SLG: 0.373 (1, 4)	2-0 G6-3	1-2 2B		0-0 1B		1-0 G6-3		0-0 P6		5	0	2	2	0	0	4					
Austin Keams, R OBP: 0.344, SLG: 0.403 (1, 9)	4-0 1B BB	2-1 P2		2-2 F7		3-2 2B		2-2 G6-3		4	0	1	0	1	0	3					
Felipe Lopez, S OBP: 0.328, SLG: 0.422 (1, 6)	1-1 FC5-4 1B		3-1 L5-3 1B		0-0 F7		1-3 K		2-3 K	5	0	2	2	0	2	2					
Corky Miller, R (1, 2)	FC5-4 1-2		2-2 L5-3		3-3 K		0-0 G6-3		2-2 F9	5	0	0	0	0	1	4					
Luke Hudson, R OBP: 0.200, SLG: 0.111 Joe Valentine, R (7, 1)		2-1 G3-1		0-1 G5-3		1-3 K		1-2 1B 1B		3	0	0	0	0	1	0					
Darren Bragg, L OBP: 0.267, SLG: 0.375 Juan Padilla, R (8, 1) Ryan Wagner, R (9, 1)										0	0	0	0	0	0	0					
Inning Stats	R: 3 E: 0 K: 0 S: 18	H: 2 LOB: 2 BB: 2 P: 35	R: 2 E: 0 K: 0 S: 15	H: 3 LOB: 2 BB: 1 P: 29	R: 0 E: 0 K: 0 S: 7	H: 1 LOB: 0 BB: 0 P: 12	R: 3 E: 0 K: 0 S: 13	H: 4 LOB: 1 BB: 0 P: 21	R: 0 E: 0 K: 1 S: 12	H: 0 LOB: 0 BB: 0 P: 19	R: 0 E: 0 K: 1 S: 12	H: 1 LOB: 1 BB: 0 P: 17	R: 1 E: 0 K: 0 S: 12	H: 3 LOB: 2 BB: 0 P: 16	R: 0 E: 0 K: 1 S: 12	H: 0 LOB: 0 BB: 0 P: 18	1B: 9 2B: 4 3B: 0 HR: 2	SF: 0 SAC: 0 DP: 1 HBP: 1	WP: 0 PB: 0 SB: 1 CS: 0	PA: 44	
PITCHER	IP WLS BF H R ER SO BB IBB HBP BLK WP HR S P ERA WHIP	IP WLS BF H R ER SO BB IBB HBP BLK WP HR S P ERA WHIP	IP WLS BF H R ER SO BB IBB HBP BLK WP HR S P ERA WHIP	IP WLS BF H R ER SO BB IBB HBP BLK WP HR S P ERA WHIP	IP WLS BF H R ER SO BB IBB HBP BLK WP HR S P ERA WHIP	IP WLS BF H R ER SO BB IBB HBP BLK WP HR S P ERA WHIP	IP WLS BF H R ER SO BB IBB HBP BLK WP HR S P ERA WHIP	IP WLS BF H R ER SO BB IBB HBP BLK WP HR S P ERA WHIP	IP WLS BF H R ER SO BB IBB HBP BLK WP HR S P ERA WHIP	IP WLS BF H R ER SO BB IBB HBP BLK WP HR S P ERA WHIP	IP WLS BF H R ER SO BB IBB HBP BLK WP HR S P ERA WHIP	IP WLS BF H R ER SO BB IBB HBP BLK WP HR S P ERA WHIP	IP WLS BF H R ER SO BB IBB HBP BLK WP HR S P ERA WHIP	IP WLS BF H R ER SO BB IBB HBP BLK WP HR S P ERA WHIP	IP WLS BF H R ER SO BB IBB HBP BLK WP HR S P ERA WHIP	IP WLS BF H R ER SO BB IBB HBP BLK WP HR S P ERA WHIP	IP WLS BF H R ER SO BB IBB HBP BLK WP HR S P ERA WHIP	IP WLS BF H R ER SO BB IBB HBP BLK WP HR S P ERA WHIP	IP WLS BF H R ER SO BB IBB HBP BLK WP HR S P ERA WHIP	IP WLS BF H R ER SO BB IBB HBP BLK WP HR S P ERA WHIP	IP WLS BF H R ER SO BB IBB HBP BLK WP HR S P ERA WHIP

AB	40
R	9
H	14
RBI	9
BB	3
SO	6
LOB	19



Batter	1	2	3	4	5	6	7	8	9	AB	R	H	RBI	BB	SO	LOB	BOTTOM					
Dave Kryszel, L OBP: 0.091, SLG: 0.091 (1, 8)	3-3 K		1-0 FC4-6 2B		2-2 P4			2-1 G4-3		4	0	0	1	0	1	2	Cincinnati Reds @ Milwaukee Brewers Miller Park, Milwaukee, WI Sun Sep 05 2004, 1:05 PM CDT Att: 33,446 - Overcast - 81 F					
Brady Clark, R OBP: 0.375, SLG: 0.364 (1, 9)	3-1 F9		2-0 2B			1-1 G5-3		3-2 G6-3		4	0	1	0	0	0	0						
Lyle Overbay, L OBP: 0.393, SLG: 0.491 (1, 3)	3-1 F8		1-3 K			3-1 G3-1		2-3 K		4	0	0	0	0	2	2						
Geoff Jenkins, L OBP: 0.332, SLG: 0.458 Brooks Kieschnick, L OBP: 0.368, SLG: 0.423 2 Bill Hall, R OBP: 0.280, SLG: 0.399 (8, 6)		2-1 G4-3		2-3 K		3-3 K		0-0 G6-3		2	0	0	0	0	1	0						
Keith Ginter, R OBP: 0.321, SLG: 0.449 (1, 4)		4-1 BB		1-0 F7		3-2 L5		1-0 HR		3	1	1	1	1	0	0						
Russell Branyan, L OBP: 0.314, SLG: 0.571 (1, 5)		0-0 L9		0-1 G3		2-3 K		2-1 F7		4	0	0	0	0	1	1						
Gary Bennett, R OBP: 0.288, SLG: 0.333 (1, 2)		3-1 P6			4-2 BB		2-1 1B		2-1 2B	3	0	2	0	1	0	1						
Craig Counsell, L OBP: 0.330, SLG: 0.307 Jeff Bennett, R (8, 1) Wes Helms, R OBP: 0.330, SLG: 0.352 (9, PH)			4-2 FC4-6 BB		1-2 F8		2-3 K		2-2 G6-3	2	0	0	0	1	1	2						
Jorge De La Rosa, L OBP: 0.345, SLG: 0.440 Pedro Liriano, R (2, 1) Chris Magruder, S (5, PH) (6, 7)			0-0 B5		0-0 P6		1-1 G4-3 3B			0	0	0	0	0	0	0						
Inning Stats	R: 0 E: 0 K: 1 S: 7	H: 0 LOB: 0 BB: 0 P: 16	R: 0 E: 0 K: 0 S: 6	H: 0 LOB: 1 BB: 1 P: 15	R: 0 E: 0 K: 1 S: 8	H: 1 LOB: 2 BB: 1 P: 16	R: 0 E: 0 K: 1 S: 7	H: 0 LOB: 0 BB: 0 P: 10	R: 0 E: 0 K: 1 S: 12	H: 0 LOB: 0 BB: 1 P: 19	R: 0 E: 0 K: 1 S: 8	H: 0 LOB: 0 BB: 0 P: 15	R: 0 E: 0 K: 2 S: 12	H: 1 LOB: 1 BB: 0 P: 21	R: 1 E: 0 K: 1 S: 14	H: 1 LOB: 0 BB: 0 P: 22		R: 1 E: 0 K: 0 S: 9	H: 2 LOB: 1 BB: 0 P: 16	1B: 1 2B: 2 3B: 1 HR: 1	SF: 0 SAC: 0 DP: 0 HBP: 0	WP: 0 PB: 0 SB: 0 CS: 0
PITCHER	IP WLS BF H R ER SO BB IBB HBP BLK WP HR S P ERA WHIP	IP WLS BF H R ER SO BB IBB HBP BLK WP HR S P ERA WHIP	IP WLS BF H R ER SO BB IBB HBP BLK WP HR S P ERA WHIP	IP WLS BF H R ER SO BB IBB HBP BLK WP HR S P ERA WHIP	IP WLS BF H R ER SO BB IBB HBP BLK WP HR S P ERA WHIP	IP WLS BF H R ER SO BB IBB HBP BLK WP HR S P ERA WHIP	IP WLS BF H R ER SO BB IBB HBP BLK WP HR S P ERA WHIP	IP WLS BF H R ER SO BB IBB HBP BLK WP HR S P ERA WHIP	IP WLS BF H R ER SO BB IBB HBP BLK WP HR S P ERA WHIP	IP WLS BF H R ER SO BB IBB HBP BLK WP HR S P ERA WHIP	IP WLS BF H R ER SO BB IBB HBP BLK WP HR S P ERA WHIP	IP WLS BF H R ER SO BB IBB HBP BLK WP HR S P ERA WHIP	IP WLS BF H R ER SO BB IBB HBP BLK WP HR S P ERA WHIP	IP WLS BF H R ER SO BB IBB HBP BLK WP HR S P ERA WHIP	IP WLS BF H R ER SO BB IBB HBP BLK WP HR S P ERA WHIP	IP WLS BF H R ER SO BB IBB HBP BLK WP HR S P ERA WHIP	IP WLS BF H R ER SO BB IBB HBP BLK WP HR S P ERA WHIP	IP WLS BF H R ER SO BB IBB HBP BLK WP HR S P ERA WHIP	IP WLS BF H R ER SO BB IBB HBP BLK WP HR S P ERA WHIP	IP WLS BF H R ER SO BB IBB HBP BLK WP HR S P ERA WHIP	IP WLS BF H R ER SO BB IBB HBP BLK WP HR S P ERA WHIP	



Batter	1	2	3	4	5	6	7	8	9	AB	R	H	RBI	BB	SO	LOB	TOP										
6 Ryan Freel, R OBP: 0.373, SLG: 0.368 (1, 8)	F7	K2-3			K												4 1 1 0 1 2 2										
Juan Castro, R OBP: 0.286, SLG: 0.387 (1, 5)	1B		K		F8		G5-3		HR								5 2 2 3 0 1 2										
Sean Casey, L OBP: 0.395, SLG: 0.564 John Riedling, R John Vander Wal, L OBP: 0.180, SLG: 0.298 (8, 1)	1B							G6-3	G3								4 0 3 0 0 0 0 0 0 0 0 0 0 0 1 0 0 0 0 0 0										
Adam Dunn, L OBP: 0.399, SLG: 0.590 (1, 7)	K		L9		K			E									5 1 2 0 0 2 5										
D'Angelo Jimenez, S OBP: 0.353, SLG: 0.372 (1, 4)	1-2		F9					E	K								4 0 1 1 1 1 2										
Austin Kearns, R OBP: 0.335, SLG: 0.391 (1, 9)	F7				F8			E5									4 0 0 0 0 0 3										
Felipe Lopez, S OBP: 0.328, SLG: 0.417 Todd Van Poppel, R OBP: 0.176, SLG: 0.125 Mike Matthews, L OBP: 0.329, SLG: 0.360 (8, 3)					G3			G6-4-3									2 0 0 0 1 1 0 0 0 0 0 0 0 0 0 0 0 0 0 0 0 1 0 0 0 0 0 2										
Corky Miller, R (1, 2)					K				G1-3								4 0 0 0 0 2 1										
39 Aaron Harang, R OBP: 0.042, SLG: 0.063 Phil Norton, R OBP: 0.274, SLG: 0.368 (5, 1)																	1 0 1 0 0 0 0 0 0 0 0 0 0 0 1 1 0 0 1 0 0										
Inning Stats	R: 1 E: 0 K: 1 S: 14	H: 3 LOB: 2 BB: 0 P: 17	R: 0 E: 0 K: 2 S: 7	H: 0 LOB: 1 BB: 1 P: 13	R: 0 E: 0 K: 1 S: 6	H: 1 LOB: 1 BB: 0 P: 13	R: 0 E: 0 K: 1 S: 8	H: 0 LOB: 0 BB: 0 P: 14	R: 0 E: 0 K: 1 S: 16	H: 2 LOB: 2 BB: 0 P: 23	R: 0 E: 0 K: 0 S: 7	H: 1 LOB: 1 BB: 0 P: 10	R: 1 E: 1 K: 0 S: 10	H: 1 LOB: 1 BB: 1 P: 21	R: 3 E: 0 K: 1 S: 12	H: 2 LOB: 1 BB: 2 P: 22	1B: 6 2B: 2 3B: 1 HR: 1	SF: 0 SAC: 1 DP: 1 HBP: 0	WP: 0 PB: 0 SB: 1 CS: 0	PA: 41							
PITCHER	IP	WLS	BF	H	R	ER	SO	BB	IBB	HBP	BLK	WP	HR	S	P	ERA	WHIP										
41 Brandon Backe, R ERA: 4.2	7.0	W	29	7	1	1	8	1	0	0	0	0	0	65	101	1.29	1.143										
Chad Harville, R ERA: 5.91	1.0		5	1	1	0	0	1	0	0	0	0	0	10	21	0.00	2.000										
Kirk Bullinger, R ERA: 6.16	1.0		7	2	3	3	1	2	0	0	0	0	1	12	22	27.00	4.000										

Cincinnati Reds @ Houston Astros
Minute Maid Park, Houston, TX
Mon Sep 06 2004, 1:05 PM CDT
Att: 40,581 - Dome - 74 F

AB 36
R 5
H 10
RBI 4
BB 4
SO 9
LOB 17



Batter	1	2	3	4	5	6	7	8	9	AB	R	H	RBI	BB	SO	LOB	BOTTOM										
Craig Biggio, R OBP: 0.348, SLG: 0.472 Chad Harville, R Kirk Bullinger, R (8, 1)	K			F8		K	K										5 0 1 0 0 3 2 0 0 0 0 0 0 0 0 0 0 0 0 0 0										
Carlos Beltrán, S OBP: 0.375, SLG: 0.569 Willy Taveras, R (8, 8)	K								K								3 2 1 0 1 1 2 1 0 0 0 0 1 0										
5 Jeff Bagwell, R OBP: 0.384, SLG: 0.475 2 Chris Burke, R (7, 4)	HR								K								3 3 2 3 0 0 2 1 0 0 0 0 1 0										
17 Lance Berkman, S OBP: 0.455, SLG: 0.567 Orlando Palmeiro, L OBP: 0.343, SLG: 0.353 (8, 7)	F8								K								4 1 1 1 1 0 0 4 1 0 0 0 0 0 1 0										
Jeff Kent, R OBP: 0.342, SLG: 0.515 4 Eric Bruntlett, R OBP: 0.333, SLG: 0.500 (7, 6)	F8								K								2 1 1 2 2 0 0 0 0 0 0 0 0 0										
Mike Lamb, L OBP: 0.377, SLG: 0.530 (1, 5)	G3-1								K								4 0 2 3 0 0 0										
Jose Vizcaino, S OBP: 0.326, SLG: 0.397 (7, 3)	F8								K								4 1 1 0 0 0 4										
Brad Ausmus, R OBP: 0.307, SLG: 0.333 (1, 2)									K								4 1 1 0 0 1 1										
41 Brandon Backe, R OBP: 0.400, SLG: 0.667 16 Jason Lane, R OBP: 0.319, SLG: 0.398 (7, 9)																	2 2 2 2 1 0 0 1 0 0 0 0 0 0										
Inning Stats	R: 1 E: 0 K: 2 S: 12	H: 1 LOB: 0 BB: 0 P: 16	R: 0 E: 0 K: 0 S: 5	H: 0 LOB: 0 BB: 0 P: 8	R: 0 E: 0 K: 1 S: 11	H: 2 LOB: 0 BB: 0 P: 18	R: 4 E: 0 K: 0 S: 16	H: 4 LOB: 0 BB: 0 P: 21	R: 2 E: 0 K: 1 S: 9	H: 3 LOB: 1 BB: 1 P: 22	R: 4 E: 0 K: 1 S: 22	H: 2 LOB: 2 BB: 3 P: 44	R: 0 E: 0 K: 1 S: 7	H: 0 LOB: 0 BB: 0 P: 10	R: 0 E: 0 K: 3 S: 10	H: 0 LOB: 0 BB: 0 P: 14	1B: 6 2B: 2 3B: 0 HR: 4	SF: 0 SAC: 0 DP: 1 HBP: 1	WP: 1 PB: 0 SB: 0 CS: 0	PA: 40							
PITCHER	IP	WLS	BF	H	R	ER	SO	BB	IBB	HBP	BLK	WP	HR	S	P	ERA	WHIP										
39 Aaron Harang, R ERA: 4.59	4.0	L	21	9	7	7	3	0	0	0	0	0	4	46	68	15.75	2.250										
Phil Norton, L ERA: 5.92	1.1		8	2	3	3	1	2	1	0	0	0	0	16	34	20.25	3.000										
Todd Van Poppel, R ERA: 6.28	0.1		3	0	0	0	0	1	0	1	0	0	0	8	18	0.00	3.000										
Mike Matthews, L ERA: 7.71	1.1		5	1	1	1	1	0	0	0	0	0	0	12	19	6.75	0.750										
John Riedling, R ERA: 4.7	1.0		3	0	0	0	3	0	0	0	0	0	0	10	14	0.00	0.000										

Cincinnati Reds @ Houston Astros
Minute Maid Park, Houston, TX
Mon Sep 06 2004, 1:05 PM CDT
Att: 40,581 - Dome - 74 F

AB 35
R 11
H 12
RBI 11
BB 4
SO 8
LOB 15



Batter	1	2	3	4	5	6	7	8	9	AB	R	H	RBI	BB	SO	LOB	TOP			
6 Ryan Freel, R OBP: 0.375, SLG: 0.368 (1, 8)										3	1	1	0	2	0	0	Cincinnati Reds @ Houston Astros Minute Maid Park, Houston, TX Tue Sep 07 2004, 7:05 PM CDT Att: 36,921 - Unknown - 81 F			
Felipe Lopez, S OBP: 0.524, SLG: 0.411 (1, 5)										5	1	1	0	0	2	3				
Sean Casey, L OBP: 0.395, SLG: 0.575 (1, 3)										5	2	2	4	0	0	1				
Adam Dunn, L OBP: 0.397, SLG: 0.588 (1, 7)										5	0	1	0	0	1	1				
D'Angelo Jimenez, S OBP: 0.356, SLG: 0.375 (1, 4)										2	1	1	0	2	1	0				
Austin Kearns, R OBP: 0.333, SLG: 0.387 (1, 9)										4	1	1	0	0	2	3				
Jason LaRue, R OBP: 0.333, SLG: 0.440 (1, 2)										3	1	1	3	0	0	1				
Anderson Machado, S (1, 6)										4	0	0	0	0	3	1				
Paul Wilson, R OBP: 0.167, SLG: 0.163 (6, 1)										2	0	0	0	0	1	0				
Darren Bragg, L OBP: 0.362, SLG: 0.362 (7, 1)										0	0	0	0	0	0	0				
Aaron Myette, R OBP: 0.326, SLG: 0.360 (9, 1)										0	0	0	0	0	0	0				
Joe Valentine, R OBP: 0.356, SLG: 0.427 (9, 1)										1	0	0	0	0	0	0				
Inning Stats	R: 0 E: 0 K: 1 S: 8	H: 1 LOB: 1 BB: 0 P: 11	R: 0 E: 0 K: 3 S: 12	H: 0 LOB: 1 BB: 0 P: 18	R: 2 E: 0 K: 2 S: 15	H: 3 LOB: 2 BB: 1 P: 26	R: 0 E: 0 K: 1 S: 7	H: 0 LOB: 0 BB: 0 P: 10	R: 0 E: 0 K: 0 S: 6	H: 1 LOB: 1 BB: 0 P: 9	R: 0 E: 0 K: 2 S: 9	H: 0 LOB: 1 BB: 1 P: 17	R: 3 E: 0 K: 0 S: 19	H: 2 LOB: 0 BB: 1 P: 30	R: 2 E: 0 K: 2 S: 13	H: 1 LOB: 0 BB: 1 P: 22	1B: 3 2B: 2 3B: 0 HR: 3	SF: 0 SAC: 0 DP: 0 HBP: 1	WP: 0 PB: 0 SB: 0 CS: 0	PA: 40
PITCHER	IP WLS BF H R ER SO BB IBB HBP BLK WP HR S P ERA WHIP																			
44 Roy Oswalt, R ERA: 3.59 (1, 1)	7.2 W 33 6 4 4 9 3 0 1 0 0 1 76 118 4.70 1.174																			
Russ Springer, R ERA: 1.93 (8, 1)	0.1 2 1 1 1 0 0 0 0 0 0 1 8 13 27.00 3.000																			
Mike Gallo, L ERA: 5.04 (9, 1)	0.1 2 0 1 1 0 1 0 0 0 0 0 4 10 27.00 3.000																			
54 Brad Lidge, R ERA: 2.05 (9, 1)	0.2 3 1 1 1 2 0 0 0 0 0 0 1 9 12 13.50 1.500																			

AB 35
R 7
H 8
RBI 7
BB 4
SO 11
LOB 10



Batter	1	2	3	4	5	6	7	8	9	AB	R	H	RBI	BB	SO	LOB	BOTTOM			
Craig Biggio, R OBP: 0.349, SLG: 0.473 (1, 7)										5	1	2	1	0	2	2	Cincinnati Reds @ Houston Astros Minute Maid Park, Houston, TX Tue Sep 07 2004, 7:05 PM CDT Att: 36,921 - Unknown - 81 F			
16 Jason Lane, R OBP: 0.319, SLG: 0.398 (8, 7)										0	0	0	0	0	0	0				
Carlos Beltrán, S OBP: 0.376, SLG: 0.578 (7, PR)										4	2	2	2	0	0	0				
Willy Taveras, R (8, 8)										0	0	0	0	0	0	0				
5 Jeff Bagwell, R OBP: 0.384, SLG: 0.472 (1, 3)										3	1	0	0	2	1	3				
17 Lance Berkman, S OBP: 0.457, SLG: 0.567 (1, 9)										3	1	1	0	2	0	1				
Jeff Kent, R OBP: 0.345, SLG: 0.517 (8, PR)										4	2	2	1	1	1	4				
4 Eric Bruntlett, R OBP: 0.333, SLG: 0.500 (9, 6)										0	0	0	0	0	0	0				
Mike Lamb, L OBP: 0.378, SLG: 0.543 (1, 5)										4	2	2	3	0	1	2				
Jose Vizcaino, S OBP: 0.328, SLG: 0.400 (9, 4)										3	0	1	0	1	1	2				
Raul Chavez, R OBP: 0.262, SLG: 0.259 (1, 2)										3	0	1	1	1	1	1				
44 Roy Oswalt, R OBP: 0.200, SLG: 0.167 (8, 1)										2	0	0	0	1	0	3				
Mike Gallo, L (9, 1)										0	0	0	0	0	0	0				
54 Brad Lidge, R (9, 1)										0	0	0	0	0	0	0				
Inning Stats	R: 0 E: 0 K: 0 S: 9	H: 0 LOB: 1 BB: 1 P: 17	R: 2 E: 0 K: 1 S: 15	H: 3 LOB: 2 BB: 1 P: 22	R: 3 E: 0 K: 1 S: 13	H: 3 LOB: 0 BB: 0 P: 18	R: 0 E: 0 K: 1 S: 8	H: 0 LOB: 0 BB: 0 P: 10	R: 2 E: 0 K: 0 S: 13	H: 1 LOB: 3 BB: 4 P: 37	R: 2 E: 0 K: 2 S: 14	H: 2 LOB: 1 BB: 1 P: 22	R: 0 E: 0 K: 2 S: 12	H: 1 LOB: 3 BB: 1 P: 23	R: 0 E: 0 K: 0 S: 6	H: 1 LOB: 1 BB: 0 P: 10	1B: 4 2B: 4 3B: 1 HR: 2	SF: 1 SAC: 1 DP: 1 HBP: 1	WP: 1 PB: 0 SB: 0 CS: 0	PA: 42
PITCHER	IP WLS BF H R ER SO BB IBB HBP BLK WP HR S P ERA WHIP																			
Paul Wilson, R ERA: 4.89 (6, 1)	1.0 L 6 2 2 2 2 1 0 0 0 0 0 1 14 22 18.00 3.000																			
Juan Padilla, R ERA: 4.5 (7, 1)	1.0 6 1 0 0 2 1 0 1 0 0 0 0 12 23 0.00 2.000																			
Aaron Myette, R ERA: 7.64 (8, 1)	1.0 3 1 0 0 0 0 0 0 0 0 0 0 6 10 0.00 1.000																			

AB 31
R 9
H 11
RBI 8
BB 8
SO 7
LOB 18



Batter	1	2	3	4	5	6	7	8	9	AB	R	H	RBI	BB	SO	LOB	TOP			
6 Ryan Freel, R OBP: 0.379, SLG: 0.370	1-1 L9 SF7 1B		1-2 CS 1B			1-2 FC6-4 HBP		2-2 P2	4-2 BB	3	1	2	0	1	0	0	Cincinnati Reds @ Houston Astros Minute Maid Park, Houston, TX Wed Sep 08 2004, 1:05 PM CDT Att: 35,445 - Dome - 72 F AB 32 R 2 H 7 RBI 2 BB 3 SO 10 LOB 17			
Juan Castro, R OBP: 0.294, SLG: 0.384	1-1 SAFE L9		2-3 K			0-1 FC6-4 BB		1-0 HBP 1B	3-3 K	5	1	1	0	0	2	5				
Sean Casey, L OBP: 0.394, SLG: 0.572	0-1 SF7			2-2 L9		0-1 SAFE L5		1-1 1B HBP		2	0	0	1	0	0	1				
Adam Dunn, L OBP: 0.398, SLG: 0.586	4-1 3-H BB			0-2 L7		4-2 1-2 BB		2-3 K		2	0	0	0	2	1	2				
D'Angelo Jimenez, S OBP: 0.357, SLG: 0.376	0-3 SAFE SAFE K			0-0 1B		3-1 F8		3-2 1-3 2-H 1B		4	0	2	1	0	1	3				
Austin Kearns, R OBP: 0.325, SLG: 0.376		2-2 F8		1-0 F7			1-3 K		1-3 K	4	0	0	0	0	2	3				
Felipe Lopez, S OBP: 0.323, SLG: 0.413		0-3 K		1-1 G3-1			1-3 K		2-1 F9 2B	4	0	1	0	0	2	0				
Javier Valentin, S OBP: 0.284, SLG: 0.372		0-2 G5-3		2-1 L7			0-1 1B		1-1 F9	4	0	1	0	0	0	1				
Joe Aguayo, R John Riedling, R Phil Norton, R Drew Briggs, L Ryan Wagner, R Mike Matthews, L Jacob Cruz, L Hosier Van Poppel, R Dwight Gooden, R Barry Larkin, R		2-2 G5-3		2-2 P5			0-3 K		2-3 K	0	0	0	0	0	0	0				
Inning Stats	R: 1 E: 0 K: 1 S: 11	H: 1 LOB: 1 BB: 1 P: 18	R: 0 E: 0 K: 1 S: 11	H: 0 LOB: 0 BB: 0 P: 13	R: 0 E: 0 K: 1 S: 11	H: 1 LOB: 0 BB: 0 P: 16	R: 0 E: 0 K: 0 S: 8	H: 1 LOB: 1 BB: 0 P: 11	R: 0 E: 0 K: 0 S: 7	H: 0 LOB: 0 BB: 0 P: 12	R: 0 E: 0 K: 0 S: 11	H: 1 LOB: 1 BB: 0 P: 13	R: 1 E: 0 K: 2 S: 15	H: 2 LOB: 2 BB: 1 P: 25	R: 0 E: 0 K: 2 S: 14	H: 1 LOB: 2 BB: 1 P: 26		1B: 6 2B: 1 3B: 0 HR: 0	SF: 1 SAC: 0 DP: 0 HBP: 2	WP: 0 PB: 0 SB: 1 CS: 1
PITCHER	IP WLS BF H R ER SO BB IBB HBP BLK WP HR S P ERA WHIP																			
Roger Clemens, R ERA: 3.19	(1, 1) 7.0 W 27 4 1 1 6 2 0 0 0 0 0 0 70 102 1.29 0.857																			
Chad Qualls, R ERA: 5.09	(8, 1) 0.1 2 1 1 1 0 0 0 0 0 0 0 5 8 27.00 3.000																			
Mike Gallo, L ERA: 5.0	(8, 1) 0.1 2 0 0 0 0 0 0 0 1 0 0 0 4 7 0.00 0.000																			
Russ Springer, R ERA: 1.8	(8, 1) 0.1 H 2 1 0 0 1 0 0 0 0 0 0 6 10 0.00 3.000																			
54 Brad Lidge, R ERA: 2.63	(9, 1) 1.0 S 5 1 0 0 2 1 0 0 0 0 0 0 14 26 0.00 2.000																			

Batter	1	2	3	4	5	6	7	8	9	AB	R	H	RBI	BB	SO	LOB	BOTTOM	
Craig Biggio, R OBP: 0.348, SLG: 0.476	0-0 HR	2-2 P4		2-2 F9		0-1 G5-3		1-1 F9		5	1	1	1	0	0	0	Cincinnati Reds @ Houston Astros Minute Maid Park, Houston, TX Wed Sep 08 2004, 1:05 PM CDT Att: 35,445 - Dome - 72 F AB 34 R 5 H 11 RBI 5 BB 4 SO 7 LOB 16	
54 Brad Lidge, R	2-2 G5-3	1-0 G6-3		1-1 5 BB 1B		4-0 17 F9 5 BB 1B		0-1 F9		4	0	1	0	1	0	0		
5 Jeff Bagwell, R OBP: 0.389, SLG: 0.481	3-2 HR	1-1 1B		4-2 SAFE 1-2 BB		1-2 1B		1-2 1B		3	1	3	1	1	0	0		
17 Lance Berkman, S OBP: 0.455, SLG: 0.571	1-1 HR	2-3 K		0-0 F8		1-0 F9		2-3 F9		4	1	1	1	0	1	5		
Jeff Kent, R OBP: 0.344, SLG: 0.514	4-0 HR BB		2-3 K	1-3 K		3-3 K				3	1	0	0	1	3	4		
Mike Lamb, L OBP: 0.383, SLG: 0.564	2-1 1-H HR		1-1 2B		3-2 G4-3		2-2 G4-3 1B			4	1	3	2	0	0	0		
4 Eric Bruntlett, R OBP: 0.308, SLG: 0.455	0-3 K		2-2 K		0-3 K		2-0 B2			4	0	0	0	0	3	2		
Brad Ausmus, R OBP: 0.311, SLG: 0.336	1-0 1B		4-0 IBB		1-2 1B		1-0 G4-3			3	0	2	0	1	0	1		
Roger Clemens, R Chad Qualls, R Mike Gallo, L Russ Springer, R Carlos Beltran, S 16 Jason Lane, R	3-1 P6		3-2 G6-3		1-0 G5-3		3-2 G6-3			3	0	0	0	0	0	4		
Inning Stats	R: 5 E: 0 K: 1 S: 20	H: 5 LOB: 1 BB: 1 P: 36	R: 0 E: 0 K: 1 S: 9	H: 1 LOB: 0 BB: 0 P: 15	R: 0 E: 0 K: 2 S: 13	H: 1 LOB: 1 BB: 1 P: 25	R: 0 E: 0 K: 1 S: 16	H: 1 LOB: 1 BB: 1 P: 24	R: 0 E: 0 K: 1 S: 9	H: 1 LOB: 2 BB: 1 P: 18	R: 0 E: 0 K: 0 S: 6	H: 1 LOB: 0 BB: 0 P: 10	R: 0 E: 0 K: 0 S: 8	H: 0 LOB: 0 BB: 0 P: 12	1B: 6 2B: 1 3B: 0 HR: 4	SF: 0 SAC: 0 DP: 1 HBP: 0		WP: 0 PB: 0 SB: 0 CS: 0
PITCHER	IP WLS BF H R ER SO BB IBB HBP BLK WP HR S P ERA WHIP																	
Jose Acevedo, R ERA: 6.22	(1, 1) 1.0 L 9 5 5 0 3 1 0 0 0 0 0 0 22 40 0.00 1.000																	
John Riedling, R ERA: 4.57	(2, 1) 2.0 9 2 0 0 3 0 1 0 0 0 0 0 22 40 0.00 1.000																	
Phil Norton, L ERA: 5.43	(4, 1) 1.0 5 1 0 0 1 1 0 0 0 0 0 0 16 24 0.00 2.000																	
Ryan Wagner, R ERA: 4.47	(5, 1) 1.0 4 1 0 0 1 0 0 0 0 0 0 0 12 17 0.00 1.000																	
Mike Matthews, L ERA: 7.36	(6, 1) 1.0 5 1 0 0 1 1 0 0 0 0 0 0 9 18 0.00 2.000																	
PITCHER	IP WLS BF H R ER SO BB IBB HBP BLK WP HR S P ERA WHIP																	
Todd Van Poppel, R ERA: 6.22	(7, 1) 1.0 3 0 0 0 0 0 0 0 0 0 0 0 8 12 0.00 0.000																	
Danny Graves, R ERA: 4.16	(8, 1) 1.0 3 0 0 0 0 0 0 0 0 0 0 0 8 12 0.00 0.000																	

Batter	1	2	3	4	5	6	7	8	9	AB	R	H	RBI	BB	SO	LOB	TOP					
Scott Podsednik, L (1.8) OBP: 0.326, SLG: 0.379	B2		K	1B		P5		BB		4	0	1	1	1	1	1	Milwaukee Brewers @ Cincinnati Reds Great American Ball Park, Cincinnati, OH Thu Sep 09 2004, 7:10 PM EDT Att: 15,011 - Cloudy - 71 F					
2 Bill Hall, R (1.6) OBP: 0.280, SLG: 0.392	K		K			BB	F8 1B HR	K		3	2	0	0	1	3	1						
Lyle Overbay, L (1.3) OBP: 0.394, SLG: 0.491	1B		2B			F9	F8 HR	BB		4	1	3	0	1	0	1						
Geoff Jenkins, L (1.7) OBP: 0.321, SLG: 0.461	K		K			K	F8	K		5	0	0	0	0	4	7						
Brady Clark, R (1.9) OBP: 0.379, SLG: 0.377		WP 2B		1B PB 1B		2B	HR BB	G5-4-3 1B		4	2	4	1	1	0	0						
Keith Ginter, R (1.4) OBP: 0.318, SLG: 0.436	P3		P3		G6-3		K	G5-4-3 1B		5	0	1	0	0	1	6						
Wes Helms, R (1.5) OBP: 0.335, SLG: 0.371	K			1B PB BB		2B	HR	G5-4-3		4	2	2	4	1	1	3						
Chad Moeller, R (1.2) OBP: 0.275, SLG: 0.314				1B PB 1B		K	P3	BB		3	0	1	0	2	1	1						
Doug Davis, R (1.1) OBP: 0.034, SLG: 0.018	K			K		K		L7		3	0	0	0	0	3	6						
Mike Adams, R (7.1) Dave Krynzel, L (8. PH) Brooks Kieschnick, L (8.1) OBP: 0.362, SLG: 0.415										0	0	0	0	0	0	0						
Inning Stats	R: 0 E: 0 K: 2 S: 9	H: 1 LOB: 1 P: 12	R: 0 E: 0 K: 2 S: 15	H: 1 LOB: 2 P: 25	R: 0 E: 0 K: 3 S: 14	H: 1 LOB: 1 P: 20	R: 2 E: 0 K: 1 S: 24	H: 3 LOB: 2 P: 38	R: 1 E: 0 K: 1 S: 12	H: 1 LOB: 1 P: 22	R: 4 E: 0 K: 1 S: 11	H: 2 LOB: 0 P: 22	R: 0 E: 0 K: 3 S: 14	H: 0 LOB: 2 P: 28	R: 0 E: 0 K: 0 S: 11	H: 2 LOB: 2 P: 21	1B: 7 2B: 4 3B: 0 HR: 1	SF: 0 SAC: 0 DP: 1 HBP: 1	WP: 1 PB: 1 SB: 3 CS: 0	PA: 45		
PITCHER	IP	WLS	BF	H	R	ER	SO	BB	IBB	HBP	BLK	WP	HR	S	P	ERA	WHIP					
Brandon Clausen, L (1.1) ERA: 6.27	4.0		19	6	2	1	8	2	0	0	0	1	0	62	95	2.25	2.000					
Gabe White, L (5.1) ERA: 6.71	0.2	L	3	0	1	1	1	1	0	0	0	0	0	6	12	13.50	1.500					
Ryan Wagner, R (5.1) ERA: 4.37	1.0		5	2	0	0	2	0	0	0	0	0	0	14	22	0.00	2.000					
Mike Matthews, L (6.1) ERA: 7.25	0.1		1	0	0	0	0	0	0	0	0	0	0	2	3	0.00	0.000					
Juan Padilla, R (7.1) ERA: 6.75	1.0		7	2	4	4	1	1	0	1	0	0	1	11	22	36.00	3.000					
Aaron Myette, R (8.1) ERA: 6.16	1.0		5	0	0	0	3	2	0	0	0	0	0	0	0	0	0	0	14	28	0.00	2.000
Todd Van Poppel, R (9.1) ERA: 6.16	1.0		5	2	0	0	0	1	0	0	0	0	0	0	0	0	0	0	11	21	0.00	3.000

Batter	1	2	3	4	5	6	7	8	9	AB	R	H	RBI	BB	SO	LOB	BOTTOM				
Felipe Lopez, S (1.6) OBP: 0.325, SLG: 0.429	G4-3		FC6 3B		G6-3		K		2B	5	1	2	0	0	1	1	Milwaukee Brewers @ Cincinnati Reds Great American Ball Park, Cincinnati, OH Thu Sep 09 2004, 7:10 PM EDT Att: 15,011 - Cloudy - 71 F				
Juan Castro, R (1.5) OBP: 0.280, SLG: 0.378	F7		K		F9		K		G3-1	4	0	0	0	0	2	2					
Aaron Myette, R (8.1) Todd Van Poppel, R (9.1) OBP: 0.176, SLG: 0.125										0	0	0	0	0	0	0					
Jacob Cruz, L (9. PH) OBP: 0.324, SLG: 0.354										0	0	0	0	0	0	1					
Sean Casey, L (1.3) OBP: 0.394, SLG: 0.571	1B HBP		FC6 1B		F8		1B			3	0	1	1	0	0	0					
Adam Dunn, L (1.7) OBP: 0.397, SLG: 0.583			K		G3-1		K			4	0	1	0	0	2	3					
D'Angelo Jimenez, S (1.4) OBP: 0.358, SLG: 0.377	FC6-4 1B					1B		P6		4	0	2	0	0	0	2					
Austin Kearns, R (1.9) OBP: 0.317, SLG: 0.366		G6-3	F8			K		G6-3		4	0	0	0	0	1	3					
Wily Mo Peña, R (1.8) OBP: 0.314, SLG: 0.525		HR			F8		1B		K	4	1	2	1	0	1	0					
Jason LaRue, R (1.2) OBP: 0.330, SLG: 0.434		G1-3			P6		P4		G6-3	4	0	0	0	0	0	2					
Brandon Clausen, R (1.1) Barry Larkin, R (4. PH) Gabe White, L (5.1) Ryan Wagner, R (5.1) Mike Matthews, L (6.1) Juan Padilla, R (7.1) Darren Bragg, L (7. PH) 6 Ryan Freel, R (8.5) OBP: 0.376, SLG: 0.369		G1-3			F9		1B BB		F9	1	0	0	0	0	0	0					
Inning Stats	R: 0 E: 0 K: 0 S: 9	H: 1 LOB: 2 P: 15	R: 1 E: 0 K: 0 S: 7	H: 1 LOB: 0 P: 14	R: 1 E: 0 K: 2 S: 20	H: 2 LOB: 2 P: 26	R: 0 E: 0 K: 0 S: 10	H: 0 LOB: 0 P: 16	R: 0 E: 0 K: 1 S: 18	H: 2 LOB: 2 P: 26	R: 0 E: 0 K: 3 S: 12	H: 1 LOB: 2 P: 20	R: 0 E: 0 K: 1 S: 7	H: 0 LOB: 0 P: 8	R: 0 E: 0 K: 0 S: 13	H: 1 LOB: 1 P: 21	1B: 5 2B: 1 3B: 1 HR: 1	SF: 0 SAC: 0 DP: 0 HBP: 1	WP: 0 PB: 0 SB: 0 CS: 0	PA: 38	
PITCHER	IP	WLS	BF	H	R	ER	SO	BB	IBB	HBP	BLK	WP	HR	S	P	ERA	WHIP				
Doug Davis, L (1.1) ERA: 3.59	6.0	W	26	6	2	2	3	0	0	1	0	0	0	1	71	107	3.00	1.000			
Mike Adams, R (7.1) ERA: 3.3	1.0		5	1	0	0	3	1	0	0	0	0	0	12	20	0.00	2.000				
Brooks Kieschnick, R (8.1) ERA: 3.28	2.0		7	1	0	0	1	0	0	0	0	0	0	20	29	0.00	0.500				

Batter	1	2	3	4	5	6	7	8	9	AB	R	H	RBI	BB	SO	LOB	TOP										
Scott Podsednik, L (1, 8) OBP: 0.323, SLG: 0.376	L7		F8		G1-3		G6-3		G3	5	0	0	1	0	0	1	Milwaukee Brewers @ Cincinnati Reds Great American Ball Park, Cincinnati, OH Fri Sep 10 2004, 7:10 PM EDT Att: 19,146 - Sunny - 80 F										
2 Bill Hall, R (1, 4) OBP: 0.285, SLG: 0.396 Brooks Kieschnick, L (9, PH) OBP: 0.356, SLG: 0.407	FC5-4 1B		L6		1B		1B		G4-3	4	0	3	0	0	0	1											
Lyle Overbay, L (1, 3) OBP: 0.391, SLG: 0.487	FC5-4 1-2		G3-1		F7		G1-3			4	0	0	0	0	0	4											
Geoff Jenkins, L (1, 7) OBP: 0.323, SLG: 0.465	K				G6-3		HR		WP HBP	3	1	1	1	0	1	1											
Brady Clark, R (1, 9) OBP: 0.378, SLG: 0.385		HR			G4-3		G5-3		K	4	1	1	1	0	1	1											
Russell Branyan, L (1, 5) OBP: 0.359, SLG: 0.576		G3			HR		1B		K	4	1	2	1	0	1	1											
Mark Johnson, L (1, 2)		G4-3			FC4-6 BB		F8		K	3	0	0	0	1	1	2											
Craig Counsell, L (1, 6) OBP: 0.333, SLG: 0.310	K				FC4-6 1-2		G3		E4 G3 1B	4	1	1	0	0	1	2											
Ben Hendrickson, R (1, 1) OBP: 0.167, SLG: 0.167 Wes Obermueller, R (4, 1) OBP: 0.412, SLG: 0.485 Dave Kryzziel, L (7, PH) OBP: 0.071, SLG: 0.071 Matt Wise, R (7, 1) Chris Magruder, S (9, PH)					1B		G1-3		G3	1	0	1	0	0	0	0											
Inning Stats	R: 0 E: 0 K: 1 S: 12	H: 1 LOB: 1 BB: 0 P: 15	R: 1 E: 0 K: 1 S: 11	H: 1 LOB: 0 BB: 0 P: 20	R: 0 E: 0 K: 0 S: 7	H: 1 LOB: 1 BB: 0 P: 12	R: 1 E: 0 K: 0 S: 9	H: 1 LOB: 1 BB: 0 P: 18	R: 0 E: 0 K: 1 S: 10	H: 2 LOB: 1 BB: 0 P: 17	R: 0 E: 0 K: 0 S: 6	H: 1 LOB: 1 BB: 0 P: 9	R: 0 E: 0 K: 3 S: 12	H: 0 LOB: 1 BB: 0 P: 19	R: 1 E: 1 K: 0 S: 8	H: 1 LOB: 0 BB: 0 P: 13		1B: 6 2B: 0 3B: 0 HR: 3	SF: 0 SAC: 0 DP: 0 HBP: 1	WP: 1 PB: 0 SB: 0 CS: 0	PA: 38						
PITCHER	IP	WLS	BF	H	R	ER	SO	BB	IBB	HBP	BLK	WP	HR	S	P	ERA	WHIP										
Josh Hancock, R (1, 1) ERA: 5.82	6.0	W	26	7	3	3	3	1	0	0	0	0	3	61	98	4.50	1.333										
John Riedling, R (7, 1) ERA: 4.5	1.0	H	4	1	0	0	0	0	0	0	0	0	0	6	9	0.00	1.000										
Joe Valentine, R (8, 1) ERA: 7.23	1.0	H	4	0	0	0	3	0	0	1	0	1	0	12	19	0.00	0.000										
Danny Graves, R (9, 1) ERA: 4.1	1.0	S	4	1	1	0	0	0	0	0	0	0	0	8	13	0.00	1.000										


AB	36
R	4
H	9
RBI	4
BB	1
SO	6
LOB	14




Batter	1	2	3	4	5	6	7	8	9	AB	R	H	RBI	BB	SO	LOB	BOTTOM										
6 Ryan Freel, R (1, 5) OBP: 0.380, SLG: 0.372	G6-3				2B		K			4	1	2	1	0	1	1	Milwaukee Brewers @ Cincinnati Reds Great American Ball Park, Cincinnati, OH Fri Sep 10 2004, 7:10 PM EDT Att: 19,146 - Sunny - 80 F										
D'Angelo Jimenez, S (1, 4) OBP: 0.361, SLG: 0.383	F8 2B	3H 1B			1B		K			3	1	2	1	1	1	1											
Sean Casey, L (1, 3) OBP: 0.392, SLG: 0.566	F8 2-3	G4-3			K		F7			4	0	0	0	0	1	4											
Adam Dunn, L (1, 7) OBP: 0.397, SLG: 0.581	P1				L8		1B S BB		BB	2	1	0	0	2	0	1											
Austin Kearns, R (1, 9) OBP: 0.327, SLG: 0.367		HR BB			G5-4-3 BB		E S 1B		F8	2	1	1	1	2	0	1											
Wily Mo Peña, R (1, 8) OBP: 0.313, SLG: 0.531					G5-4-3 1H HR		K		F9	4	1	1	2	0	1	3											
Corky Miller, R (1, 2)		K			K		P4			4	0	0	0	0	2	1											
Anderson Machado, S (1, 6) OBP: 0.250, SLG: 0.500		G5-3 6 1B 2B			K		G4-3 2B		K	4	1	2	0	0	2	0											
Josh Hancock, R (1, 1) OBP: 0.091, SLG: 0.091 Darren Blanton, L (5, PH) OBP: 0.279, SLG: 0.350 John Riedling, R (7, 1) Joe Valentine, R (8, 1) Jacob Cruz, L (9, PH) OBP: 0.352, SLG: 0.352 Danny Graves, R (9, 1)		G5-3			K		G4-3		G4-1	2	0	0	0	0	1	1											
Inning Stats	R: 0 E: 0 K: 0 S: 12	H: 1 LOB: 1 BB: 0 P: 18	R: 3 E: 0 K: 1 S: 18	H: 3 LOB: 2 BB: 2 P: 36	R: 0 E: 0 K: 0 S: 6	H: 0 LOB: 0 BB: 1 P: 13	R: 0 E: 0 K: 3 S: 9	H: 0 LOB: 0 BB: 0 P: 12	R: 3 E: 1 K: 2 S: 13	H: 3 LOB: 1 BB: 1 P: 24	R: 0 E: 0 K: 2 S: 9	H: 1 LOB: 1 BB: 0 P: 17	R: 0 E: 0 K: 0 S: 10	H: 0 LOB: 1 BB: 1 P: 16	R: 0 E: 0 K: 1 S: 8	H: 0 LOB: 0 BB: 0 P: 12		1B: 2 2B: 5 3B: 0 HR: 1	SF: 0 SAC: 0 DP: 1 HBP: 0	WP: 0 PB: 0 SB: 3 CS: 0	PA: 36						
PITCHER	IP	WLS	BF	H	R	ER	SO	BB	IBB	HBP	BLK	WP	HR	S	P	ERA	WHIP										
Ben Hendrickson, R (1, 1) ERA: 6.95	3.0	L	15	4	3	3	1	3	0	0	0	0	0	31	53	9.00	2.333										
Wes Obermueller, R (4, 1) ERA: 6.42	3.0		14	4	3	3	7	1	0	0	0	0	0	18	28	0.00	0.500										
Matt Wise, R (7, 1) ERA: 4.17	2.0		7	0	0	0	1	1	0	0	0	0	0	18	28	0.00	0.500										



Batter	1	2	3	4	5	6	7	8	9	AB	R	H	RBI	BB	SO	LOB	TOP																																																																																																																																					
11 Jimmy Rollins, S OBP: 0.345, SLG: 0.438	0-0 S 1B		0-0 1B 2B 1B		0-1 E3 2B HR	1-0 L4-6		2-1 P2		5	2	2	0	0	0	3	Philadelphia Phillies @ Cincinnati Reds Great American Ball Park, Cincinnati, OH Tue Sep 14 2004, 7:10 PM EDT Att: 15,364 - Cloudy - 80 F																																																																																																																																					
Placido Polanco, R OBP: 0.335, SLG: 0.428	1-0 F8		0-1 2B 1B		1-2 HR 2B		2-3 K		2-2 FC4-6 HBP	4	1	2	0	0	1	1																																																																																																																																						
Bobby Abreu, L OBP: 0.418, SLG: 0.536	3-2 F7		3-2 2B		3-2 HR		1-1 L3		2-1 FC4-6 1B 1-2	5	1	2	4	0	0	2																																																																																																																																						
Jim Thome, L OBP: 0.400, SLG: 0.594	4-2 FC6-4 BB		1-2 P6		0-0 G1-3		2-0 HR		2-2 G5-3 1B	4	1	2	1	1	0	2																																																																																																																																						
David Bell, R OBP: 0.368, SLG: 0.467	2-2 FC6-4		1-1 P3		0-2 HR		1-1 G5-3		1-1 G5-3	5	1	1	1	0	0	6																																																																																																																																						
Jason Michaels, R OBP: 0.365, SLG: 0.388		1-3 K		0-0 G4-3		1-2 G6-3		1-3 K	2-2 F8	5	0	0	0	0	2	2																																																																																																																																						
Pat Burrell, R Marlon Byrd, R OBP: 0.282, SLG: 0.315	2-1 F8		2-2 G6-3		1-3 K		4-2 BB BB			3	0	0	0	1	1	0																																																																																																																																						
Mike Lieberthal, R OBP: 0.323, SLG: 0.432	0-1 P2		2-2 1B		0-0 F8		4-1 BB			3	0	1	0	1	0	0																																																																																																																																						
Cory Lidle, R 6 Ryan Howard, L Doug Chiribacco, L 63 Ryan Madson, L Todd Jones, L 26 Chase Utley, L Amaury Telemaco, R	2-3 K		2-3 K		3-2 11 L4-6 2B		2-0 F8			2	0	0	0	0	2	1																																																																																																																																						
Inning Stats	R: 0 E: 0 K: 0 S: 12	H: 1 LOB: 2 BB: 1 P: 22	R: 0 E: 0 K: 1 S: 8	H: 0 LOB: 0 BB: 0 P: 11	R: 1 E: 0 K: 1 S: 16	H: 3 LOB: 2 BB: 0 P: 23	R: 0 E: 0 K: 1 S: 10	H: 1 LOB: 1 BB: 0 P: 16	R: 4 E: 1 K: 1 S: 20	H: 3 LOB: 0 BB: 0 P: 26	R: 0 E: 0 K: 1 S: 6	H: 1 LOB: 0 BB: 0 P: 10	R: 1 E: 0 K: 1 S: 10	H: 1 LOB: 0 BB: 0 P: 16	R: 0 E: 0 K: 1 S: 11	H: 0 LOB: 2 BB: 2 P: 24		R: 0 E: 0 K: 0 S: 17	H: 1 LOB: 2 BB: 0 P: 26	1B: 5 2B: 4 3B: 0 HR: 3	SF: 0 SAC: 0 DP: 1 HBP: 1	WP: 0 PA: 42 PB: 0 SB: 1 CS: 0																																																																																																																																
PITCHER	IP WLS BF H R ER SO BB IBB HBP BLK WP HR S P ERA WHIP	4.1 2 5 1 0 0 1 0 0 0 0 0 2 58 88 8.31 2.077	1.0 S 5 1 0 0 0 0 0 0 0 0 1 8 13 13.50 1.500	0.1 H 1 0 0 0 0 0 0 0 0 0 0 2 3 0.00 0.000	1.0 H 5 0 0 0 1 2 0 0 0 0 0 0 11 24 0.00 2.000	1.0 S 5 1 0 0 0 0 0 0 0 0 1 4 20 0.00 0.600	0.2 H 3 1 1 1 0 0 0 0 0 0 1 8 13 13.50 1.500	0.1 H 1 0 0 0 0 0 0 0 0 0 0 2 3 0.00 0.000	1.0 H 5 0 0 0 1 2 0 0 0 0 0 0 11 24 0.00 2.000	0.0 S 5 1 0 0 0 0 0 0 0 0 1 4 20 0.00 0.600	0.2 H 3 1 1 1 0 0 0 0 0 0 1 8 13 13.50 1.500	0.1 H 1 0 0 0 0 0 0 0 0 0 0 2 3 0.00 0.000	1.0 H 5 0 0 0 1 2 0 0 0 0 0 0 11 24 0.00 2.000	0.0 S 5 1 0 0 0 0 0 0 0 0 1 4 20 0.00 0.600	0.2 H 3 1 1 1 0 0 0 0 0 0 1 8 13 13.50 1.500	0.1 H 1 0 0 0 0 0 0 0 0 0 0 2 3 0.00 0.000	1.0 H 5 0 0 0 1 2 0 0 0 0 0 0 11 24 0.00 2.000	0.0 S 5 1 0 0 0 0 0 0 0 0 1 4 20 0.00 0.600	0.2 H 3 1 1 1 0 0 0 0 0 0 1 8 13 13.50 1.500	0.1 H 1 0 0 0 0 0 0 0 0 0 0 2 3 0.00 0.000	1.0 H 5 0 0 0 1 2 0 0 0 0 0 0 11 24 0.00 2.000	0.0 S 5 1 0 0 0 0 0 0 0 0 1 4 20 0.00 0.600	0.2 H 3 1 1 1 0 0 0 0 0 0 1 8 13 13.50 1.500	0.1 H 1 0 0 0 0 0 0 0 0 0 0 2 3 0.00 0.000	1.0 H 5 0 0 0 1 2 0 0 0 0 0 0 11 24 0.00 2.000	0.0 S 5 1 0 0 0 0 0 0 0 0 1 4 20 0.00 0.600	0.2 H 3 1 1 1 0 0 0 0 0 0 1 8 13 13.50 1.500	0.1 H 1 0 0 0 0 0 0 0 0 0 0 2 3 0.00 0.000	1.0 H 5 0 0 0 1 2 0 0 0 0 0 0 11 24 0.00 2.000	0.0 S 5 1 0 0 0 0 0 0 0 0 1 4 20 0.00 0.600	0.2 H 3 1 1 1 0 0 0 0 0 0 1 8 13 13.50 1.500	0.1 H 1 0 0 0 0 0 0 0 0 0 0 2 3 0.00 0.000	1.0 H 5 0 0 0 1 2 0 0 0 0 0 0 11 24 0.00 2.000	0.0 S 5 1 0 0 0 0 0 0 0 0 1 4 20 0.00 0.600	0.2 H 3 1 1 1 0 0 0 0 0 0 1 8 13 13.50 1.500	0.1 H 1 0 0 0 0 0 0 0 0 0 0 2 3 0.00 0.000	1.0 H 5 0 0 0 1 2 0 0 0 0 0 0 11 24 0.00 2.000	0.0 S 5 1 0 0 0 0 0 0 0 0 1 4 20 0.00 0.600	0.2 H 3 1 1 1 0 0 0 0 0 0 1 8 13 13.50 1.500	0.1 H 1 0 0 0 0 0 0 0 0 0 0 2 3 0.00 0.000	1.0 H 5 0 0 0 1 2 0 0 0 0 0 0 11 24 0.00 2.000	0.0 S 5 1 0 0 0 0 0 0 0 0 1 4 20 0.00 0.600	0.2 H 3 1 1 1 0 0 0 0 0 0 1 8 13 13.50 1.500	0.1 H 1 0 0 0 0 0 0 0 0 0 0 2 3 0.00 0.000	1.0 H 5 0 0 0 1 2 0 0 0 0 0 0 11 24 0.00 2.000	0.0 S 5 1 0 0 0 0 0 0 0 0 1 4 20 0.00 0.600	0.2 H 3 1 1 1 0 0 0 0 0 0 1 8 13 13.50 1.500	0.1 H 1 0 0 0 0 0 0 0 0 0 0 2 3 0.00 0.000	1.0 H 5 0 0 0 1 2 0 0 0 0 0 0 11 24 0.00 2.000	0.0 S 5 1 0 0 0 0 0 0 0 0 1 4 20 0.00 0.600	0.2 H 3 1 1 1 0 0 0 0 0 0 1 8 13 13.50 1.500	0.1 H 1 0 0 0 0 0 0 0 0 0 0 2 3 0.00 0.000	1.0 H 5 0 0 0 1 2 0 0 0 0 0 0 11 24 0.00 2.000	0.0 S 5 1 0 0 0 0 0 0 0 0 1 4 20 0.00 0.600	0.2 H 3 1 1 1 0 0 0 0 0 0 1 8 13 13.50 1.500	0.1 H 1 0 0 0 0 0 0 0 0 0 0 2 3 0.00 0.000	1.0 H 5 0 0 0 1 2 0 0 0 0 0 0 11 24 0.00 2.000	0.0 S 5 1 0 0 0 0 0 0 0 0 1 4 20 0.00 0.600	0.2 H 3 1 1 1 0 0 0 0 0 0 1 8 13 13.50 1.500	0.1 H 1 0 0 0 0 0 0 0 0 0 0 2 3 0.00 0.000	1.0 H 5 0 0 0 1 2 0 0 0 0 0 0 11 24 0.00 2.000	0.0 S 5 1 0 0 0 0 0 0 0 0 1 4 20 0.00 0.600	0.2 H 3 1 1 1 0 0 0 0 0 0 1 8 13 13.50 1.500	0.1 H 1 0 0 0 0 0 0 0 0 0 0 2 3 0.00 0.000	1.0 H 5 0 0 0 1 2 0 0 0 0 0 0 11 24 0.00 2.000	0.0 S 5 1 0 0 0 0 0 0 0 0 1 4 20 0.00 0.600	0.2 H 3 1 1 1 0 0 0 0 0 0 1 8 13 13.50 1.500	0.1 H 1 0 0 0 0 0 0 0 0 0 0 2 3 0.00 0.000	1.0 H 5 0 0 0 1 2 0 0 0 0 0 0 11 24 0.00 2.000	0.0 S 5 1 0 0 0 0 0 0 0 0 1 4 20 0.00 0.600	0.2 H 3 1 1 1 0 0 0 0 0 0 1 8 13 13.50 1.500	0.1 H 1 0 0 0 0 0 0 0 0 0 0 2 3 0.00 0.000	1.0 H 5 0 0 0 1 2 0 0 0 0 0 0 11 24 0.00 2.000	0.0 S 5 1 0 0 0 0 0 0 0 0 1 4 20 0.00 0.600	0.2 H 3 1 1 1 0 0 0 0 0 0 1 8 13 13.50 1.500	0.1 H 1 0 0 0 0 0 0 0 0 0 0 2 3 0.00 0.000	1.0 H 5 0 0 0 1 2 0 0 0 0 0 0 11 24 0.00 2.000	0.0 S 5 1 0 0 0 0 0 0 0 0 1 4 20 0.00 0.600	0.2 H 3 1 1 1 0 0 0 0 0 0 1 8 13 13.50 1.500	0.1 H 1 0 0 0 0 0 0 0 0 0 0 2 3 0.00 0.000	1.0 H 5 0 0 0 1 2 0 0 0 0 0 0 11 24 0.00 2.000	0.0 S 5 1 0 0 0 0 0 0 0 0 1 4 20 0.00 0.600	0.2 H 3 1 1 1 0 0 0 0 0 0 1 8 13 13.50 1.500	0.1 H 1 0 0 0 0 0 0 0 0 0 0 2 3 0.00 0.000	1.0 H 5 0 0 0 1 2 0 0 0 0 0 0 11 24 0.00 2.000	0.0 S 5 1 0 0 0 0 0 0 0 0 1 4 20 0.00 0.600	0.2 H 3 1 1 1 0 0 0 0 0 0 1 8 13 13.50 1.500	0.1 H 1 0 0 0 0 0 0 0 0 0 0 2 3 0.00 0.000	1.0 H 5 0 0 0 1 2 0 0 0 0 0 0 11 24 0.00 2.000	0.0 S 5 1 0 0 0 0 0 0 0 0 1 4 20 0.00 0.600	0.2 H 3 1 1 1 0 0 0 0 0 0 1 8 13 13.50 1.500	0.1 H 1 0 0 0 0 0 0 0 0 0 0 2 3 0.00 0.000	1.0 H 5 0 0 0 1 2 0 0 0 0 0 0 11 24 0.00 2.000	0.0 S 5 1 0 0 0 0 0 0 0 0 1 4 20 0.00 0.600	0.2 H 3 1 1 1 0 0 0 0 0 0 1 8 13 13.50 1.500	0.1 H 1 0 0 0 0 0 0 0 0 0 0 2 3 0.00 0.000	1.0 H 5 0 0 0 1 2 0 0 0 0 0 0 11 24 0.00 2.000	0.0 S 5 1 0 0 0 0 0 0 0 0 1 4 20 0.00 0.600	0.2 H 3 1 1 1 0 0 0 0 0 0 1 8 13 13.50 1.500	0.1 H 1 0 0 0 0 0 0 0 0 0 0 2 3 0.00 0.000	1.0 H 5 0 0 0 1 2 0 0 0 0 0 0 11 24 0.00 2.000	0.0 S 5 1 0 0 0 0 0 0 0 0 1 4 20 0.00 0.600	0.2 H 3 1 1 1 0 0 0 0 0 0 1 8 13 13.50 1.500	0.1 H 1 0 0 0 0 0 0 0 0 0 0 2 3 0.00 0.000	1.0 H 5 0 0 0 1 2 0 0 0 0 0 0 11 24 0.00 2.000	0.0 S 5 1 0 0 0 0 0 0 0 0 1 4 20 0.00 0.600	0.2 H 3 1 1 1 0 0 0 0 0 0 1 8 13 13.50 1.500	0.1 H 1 0 0 0 0 0 0 0 0 0 0 2 3 0.00 0.000	1.0 H 5 0 0 0 1 2 0 0 0 0 0 0 11 24 0.00 2.000	0.0 S 5 1 0 0 0 0 0 0 0 0 1 4 20 0.00 0.600	0.2 H 3 1 1 1 0 0 0 0 0 0 1 8 13 13.50 1.500	0.1 H 1 0 0 0 0 0 0 0 0 0 0 2 3 0.00 0.000	1.0 H 5 0 0 0 1 2 0 0 0 0 0 0 11 24 0.00 2.000	0.0 S 5 1 0 0 0 0 0 0 0 0 1 4 20 0.00 0.600	0.2 H 3 1 1 1 0 0 0 0 0 0 1 8 13 13.50 1.500	0.1 H 1 0 0 0 0 0 0 0 0 0 0 2 3 0.00 0.000	1.0 H 5 0 0 0 1 2 0 0 0 0 0 0 11 24 0.00 2.000	0.0 S 5 1 0 0 0 0 0 0 0 0 1 4 20 0.00 0.600	0.2 H 3 1 1 1 0 0 0 0 0 0 1 8 13 13.50 1.500	0.1 H 1 0 0 0 0 0 0 0 0 0 0 2 3 0.00 0.000	1.0 H 5 0 0 0 1 2 0 0 0 0 0 0 11 24 0.00 2.000	0.0 S 5 1 0 0 0 0 0 0 0 0 1 4 20 0.00 0.600	0.2 H 3 1 1 1 0 0 0 0 0 0 1 8 13 13.50 1.500	0.1 H 1 0 0 0 0 0 0 0 0 0 0 2 3 0.00 0.000	1.0 H 5 0 0 0 1 2 0 0 0 0 0 0 11 24 0.00 2.000	0.0 S 5 1 0 0 0 0 0 0 0 0 1 4 20 0.00 0.600	0.2 H 3 1 1 1 0 0 0 0 0 0 1 8 13 13.50 1.500	0.1 H 1 0 0 0 0 0 0 0 0 0 0 2 3 0.00 0.000	1.0 H 5 0 0 0 1 2 0 0 0 0 0 0 11 24 0.00 2.000	0.0 S 5 1 0 0 0 0 0 0 0 0 1 4 20 0.00 0.600	0.2 H 3 1 1 1 0 0 0 0 0 0 1 8 13 13.50 1.500	0.1 H 1 0 0 0 0 0 0 0 0 0 0 2 3 0.00 0.000	1.0 H 5 0 0 0 1 2 0 0 0 0 0 0 11 24 0.00 2.000	0.0 S 5 1 0 0 0 0 0 0 0 0 1 4 20 0.00 0.600	0.2 H 3 1 1 1 0 0 0 0 0 0 1 8 13 13.50 1.500	0.1 H 1 0 0 0 0 0 0 0 0 0 0 2 3 0.00 0.000	1.0 H 5 0 0 0 1 2 0 0 0 0 0 0 11 24 0.00 2.000	0.0 S 5 1 0 0 0 0 0 0 0 0 1 4 20 0.00 0.600	0.2 H 3 1 1 1 0 0 0 0 0 0 1 8 13 13.50 1.500	0.1 H 1 0 0 0 0 0 0 0 0 0 0 2 3 0.00 0.000	1.0 H 5 0 0 0 1 2 0 0 0 0 0 0 11 24 0.00 2.000	0.0 S 5 1 0 0 0 0 0 0 0 0 1 4 20 0.00 0.600	0.2 H 3 1 1 1 0 0 0 0 0 0 1 8 13 13.50 1.500	0.1 H 1 0 0 0 0 0 0 0 0 0 0 2 3 0.00 0.000	1.0 H 5 0 0 0 1 2 0 0 0 0 0 0 11 24 0.00 2.000	0.0 S 5 1 0 0 0 0 0 0 0 0 1 4 20 0.00 0.600	0.2 H 3 1 1 1 0 0 0 0 0 0 1 8 13 13.50 1.500	0.1 H 1 0 0 0 0 0 0 0 0 0 0 2 3 0.00 0.000	1.0 H 5 0 0 0 1 2 0 0 0 0 0 0 11 24 0.00 2.000	0.0 S 5 1 0 0 0

Batter	1	2	3	4	5	6	7	8	9	AB	R	H	RBI	BB	SO	LOB	TOP																
Corey Patterson, L (1,8) OBP: 0.335, SLG: 0.478	1-3 K	2-2 G3		1-0 P4			1-1 E3 16 HR		4-2 S BB	4	1	0	0	1	1	2	<p>Chicago Cubs @ Cincinnati Reds Great American Ball Park, Cincinnati, OH</p> <p>Thu Sep 16 2004, 7:10 PM EDT Att: 20,884 - Overcast - 77 F</p> <p>livebaseballscorecards.com</p> <p>AB 34 R 5 H 6 RBI 5 BB 4 SO 8 LOB 11</p> 																
Neft Perez, S (1,6) OBP: 0.291, SLG: 0.325	0-0 E1 16 HR		0-1 F7		0-2 P5		0-2 F7		4-1 BB	4	1	0	0	1	0	1																	
16 Aramis Ramirez, R (1,5) OBP: 0.363, SLG: 0.591	0-0 HR		0-0 25 1B		2-2 HR		1-1 HR		1-2 BB	5	3	4	5	0	0	2																	
Moises Alou, R (1,7) OBP: 0.355, SLG: 0.558	4-1 25 WP BB		4-1 25 1B BB		0-0 F8		1-3 K			2	0	0	0	2	1	0																	
25 Derrek Lee, R (1,3) OBP: 0.365, SLG: 0.534	2-1 F9		0-0 G4-6-3 1B		2-0 G5-3				3-3 K	4	0	1	0	0	1	1																	
Sammy Sosa, R (1,9) OBP: 0.335, SLG: 0.532	2-2 G5-3		2-1 G4-6-3 1-2			1-3 K		2-0 P4		4	0	0	0	0	1	4																	
Todd Walker, L (1,4) OBP: 0.353, SLG: 0.470		1-1 L9		0-2 F9		0-1 G4-3		2-3 K		4	0	0	0	0	1	0																	
Kent Mercker, L (8,1) LaTroy Hawkins, R (9,1)										0	0	0	0	0	0	0																	
Paul Bako, L (1,2) OBP: 0.267, SLG: 0.283		0-1 1B		2-2 E5 34 SH3		2-1 G3			2-3 K	4	0	1	0	0	1	0																	
34 Kerry Wood, R (1,1) Mark Grudzielanek, R (8,4) OBP: 0.349, SLG: 0.455		1-3 K		0-1 SH3			0-0 G6-3		1-3 K	2	0	0	0	0	1	1																	
				1-2						1	0	0	0	0	1	0																	
Inning Stats	R: 2 E: 1 K: 1 S: 13	H: 1 LOB: 1 BB: 1 P: 22	R: 0 E: 0 K: 1 S: 10	H: 1 LOB: 1 BB: 0 P: 14	R: 0 E: 0 K: 0 S: 7	H: 2 LOB: 2 BB: 1 P: 13	R: 0 E: 1 K: 0 S: 9	H: 0 LOB: 0 BB: 0 P: 12	R: 1 E: 0 K: 1 S: 8	H: 1 LOB: 0 BB: 0 P: 12	R: 0 E: 0 K: 1 S: 7	H: 0 LOB: 0 BB: 0 P: 10	R: 2 E: 1 K: 1 S: 12	H: 1 LOB: 0 BB: 0 P: 15	R: 0 E: 0 K: 2 S: 7	H: 0 LOB: 0 BB: 2 P: 14	R: 0 E: 0 K: 13 S: 13	H: 0 LOB: 2 BB: 2 P: 25	1B: 2 2B: 1 3B: 0 HR: 3	SF: 0 SAC: 1 DP: 1 HBP: 0	WP: 1 PB: 0 SB: 1 CS: 0	PA: 39											
PITCHER	IP WLS BF H R ER SO BB IBB HBP BLK WP HR S P ERA WHIP																																
Josh Hancock, R (1,1) ERA: 5.4	6.2	29	5	4	3	3	2	0	0	0	0	1	2	61	91	4.05	1.050																
Ryan Wagner, R (7,1) ERA: 4.38	0.1	L	2	1	1	0	1	0	0	0	0	0	1	5	7	0.00	3.000																
Joe Valentine, R (8,1) ERA: 6.14	2.0	8	0	0	0	4	2	0	0	0	0	0	0	20	39	0.00	1.000																

Batter	1	2	3	4	5	6	7	8	9	AB	R	H	RBI	BB	SO	LOB	BOTTOM																
6 Ryan Freel, R (1,5) OBP: 0.379, SLG: 0.374	4-0 G1-6-3 BB			0-1 F7 S 1B	2-2 F9		2-3 K			3	1	1	0	1	1	3	<p>Chicago Cubs @ Cincinnati Reds Great American Ball Park, Cincinnati, OH</p> <p>Thu Sep 16 2004, 7:10 PM EDT Att: 20,884 - Overcast - 77 F</p> <p>livebaseballscorecards.com</p> <p>AB 31 R 4 H 5 RBI 3 BB 4 SO 11 LOB 13</p> 																
Felipe Lopez, S (1,6) OBP: 0.320, SLG: 0.438	1 SAFE K			1-2 F7	1-0 G6-3 2B		3-1 F7		1-2	4	0	1	2	0	1	3																	
Sean Casey, L (1,3) OBP: 0.388, SLG: 0.556	0-2 G1-6-3 1-2			0-1 BB 1B	2-0 G6-3				0-0 F8	4	0	1	1	0	0	2																	
Adam Dunn, L (1,7) OBP: 0.395, SLG: 0.576		3-2 F8		3-3 K	1-2 G4-3				0-0 P4	4	0	0	0	0	1	2																	
D'Angelo Jimenez, S (1,4) OBP: 0.358, SLG: 0.375		3-2 G4-3		4-1 BB		2-3 K		3-3 K		3	0	0	0	1	2	0																	
Austin Kearns, R (1,9) OBP: 0.332, SLG: 0.391		1-0 G5-3		2-3 K		1-3 K			2-1 F9	4	0	0	0	0	2	2																	
Wily Mo Peña, R (1,8) OBP: 0.306, SLG: 0.511			2-1 F8		0-1 BB 6 WP 1B	1-3 K			1-3 K	4	1	1	0	0	2	0																	
Jason LaRue, R (1,2) OBP: 0.332, SLG: 0.437			0-3 K		4-2 BB 6 WP 2B BB				1-0 F9	3	1	1	0	1	1	0																	
Josh Hancock, R (1,1) OBP: 0.154, SLG: 0.083			2-3 K		4-0 BB 6 WP BB				2-0 FC2-6 1B	1	1	0	0	1	1	0																	
Ryan Wagner, R (7,1)										0	0	0	0	0	0	0																	
Darren Bragg, L (7,PH) OBP: 0.268, SLG: 0.328										1	0	0	0	0	0	1																	
Joe Valentine, R (8,1)										0	0	0	0	0	0	0																	
Inning Stats	R: 0 E: 0 K: 1 S: 6	H: 0 LOB: 0 BB: 1 P: 11	R: 0 E: 0 K: 0 S: 7	H: 0 LOB: 0 BB: 0 P: 14	R: 0 E: 0 K: 2 S: 9	H: 0 LOB: 0 BB: 0 P: 13	R: 1 E: 0 K: 2 S: 15	H: 2 LOB: 2 BB: 1 P: 25	R: 3 E: 0 K: 0 S: 12	H: 2 LOB: 1 BB: 2 P: 26	R: 0 E: 0 K: 3 S: 9	H: 0 LOB: 0 BB: 0 P: 13	R: 0 E: 0 K: 1 S: 7	H: 1 LOB: 1 BB: 0 P: 16	R: 0 E: 0 K: 1 S: 5	H: 0 LOB: 0 BB: 0 P: 8	R: 0 E: 0 K: 1 S: 6	H: 0 LOB: 0 BB: 0 P: 10	1B: 4 2B: 1 3B: 0 HR: 0	SF: 0 SAC: 0 DP: 1 HBP: 0	WP: 2 PB: 0 SB: 2 CS: 0	PA: 35											
PITCHER	IP WLS BF H R ER SO BB IBB HBP BLK WP HR S P ERA WHIP																																
34 Kerry Wood, R (1,1) ERA: 3.54	7.0	W	29	5	4	4	9	4	0	0	0	0	0	65	118	5.14	1.286																
Kent Mercker, L (8,1) ERA: 2.22	1.0	H	3	0	0	0	1	0	0	0	0	0	0	5	8	0.00	0.000																
LaTroy Hawkins, R (9,1) ERA: 2.54	1.0	S	3	0	0	0	1	0	0	0	0	0	0	6	10	0.00	0.000																

Batter	1	2	3	4	5	6	7	8	9	AB	R	H	RBI	BB	SO	LOB	TOP						
Cory Patterson, L (1, 8) OBP: 0.334, SLG: 0.474 Calvin Murray, R (8, 8) OBP: 0.250, SLG: 0.250	4-2 F9 BB		0-1 G4-3	2-3 K		1-2 P5		1-1 G3	0-2 L8	4	0	0	0	1	1	5							
Neftali Feliz, S (1, 6) OBP: 0.289, SLG: 0.326	2-2 F9 1-2			0-2 F7	3-2 G3	0-0 P6		0-1 1B		5	1	1	1	0	0	1							
16 Aramis Ramirez, R (1, 5) OBP: 0.365, SLG: 0.590 Todd Wellemeyer, R (8, 1) OBP: 0.125, SLG: 0.133	3-1 G6-3			2-0 25 1B	2-2 25 BB			2-2 G5-3	4-1 1B	4	2	2	0	1	0	0							
Moises Alou, R (1, 7) OBP: 0.356, SLG: 0.556 Jose Macias, S (8, PH) OBP: 0.290, SLG: 0.360		1-3 K		0-1 25 1B	4-1 25 HR			2-1 G5-3	2-3 K	3	2	1	0	1	1	0							
25 Derrek Lee, R (1, 3) OBP: 0.366, SLG: 0.541 Todd Walker, L (8, PH) OBP: 0.354, SLG: 0.471		1-3 K		3-2 25 1B	0-1 BB			1-2 E1	0-1 1B	4	2	2	5	0	1	0							
Sammy Sosa, R (1, 9) OBP: 0.334, SLG: 0.528 Tom Goodwin, L (8, PH) OBP: 0.264, SLG: 0.296		3-3 K		4-2 SF8 2B	0-1 HR			2-3 K	3-2 L9	3	0	0	0	1	2	1							
Mark Grudzielanek, R (1, 4) OBP: 0.350, SLG: 0.432			1-1 P4	4-2 38 BB	0-0 G5-3			1-1 2B	0-1 L7	4	1	1	0	1	0	0							
Michael Barrett, R (1, 2) OBP: 0.344, SLG: 0.501 Mike DiFelice, R (8, 2) OBP: 0.222, SLG: 0.208			1-1 2B	0-2 SF8		0-2 P3		2-2 2B	0-0 P3	3	1	2	1	0	0	0							
3B Carlos Zambrano, S (1, 1) OBP: 0.235, SLG: 0.277 Ben Grieve, L (8, PH) OBP: 0.362, SLG: 0.427			3-3 K2-3	4-2 BB		3-1 HR		0-2 G3	1-0 HR	2	1	1	1	1	1	1							
Inning Stats	R: 0 E: 0 K: 0 S: 8	H: 0 LOB: 0 BB: 1 P: 17	R: 0 E: 0 K: 3 S: 10	H: 0 LOB: 0 BB: 0 P: 15	R: 0 E: 0 K: 1 S: 11	H: 1 LOB: 1 BB: 0 P: 16	R: 3 E: 0 K: 1 S: 22	H: 3 LOB: 3 BB: 3 P: 41	R: 3 E: 0 K: 0 S: 12	H: 2 LOB: 1 BB: 1 P: 21	R: 1 E: 0 K: 0 S: 9	H: 1 LOB: 0 BB: 0 P: 13	R: 0 E: 1 K: 1 S: 11	H: 0 LOB: 1 BB: 0 P: 18	R: 4 E: 0 K: 1 S: 26	H: 5 LOB: 2 BB: 1 P: 39	R: 1 E: 0 K: 0 S: 7	H: 1 LOB: 0 BB: 0 P: 8	1B: 5 2B: 5 3B: 0 HR: 3	SF: 1 SAC: 0 DP: 0 HBP: 0	WP: 0 PB: 0 SB: 0 CS: 0	PA: 46	
PITCHER	IP	WLS	BF	H	R	ER	SO	BB	IBB	HBP	BLK	WP	HR	S	P	ERA	WHIP					ERA	WHIP
Luke Hudson, R (1, 1) ERA: 2.89	4.0	L	19	4	3	3	5	4	0	0	0	0	0	51	89	6.75	2.000					5.40	1.800
Juan Padilla, R (5, 1) ERA: 7.2	1.0		6	2	3	3	0	1	0	0	0	0	1	12	21	27.00	3.000						
Mike Matthews, L (6, 1) ERA: 6.92	1.0		4	1	1	1	0	0	0	0	0	0	1	9	13	9.00	1.000						
Ryan Wagner, R (7, 1) ERA: 4.29	1.0		4	0	0	0	1	0	0	0	0	0	0	11	18	0.00	0.000						
Gabe White, L (8, 1) ERA: 7.39	0.1		5	4	4	4	0	0	0	0	0	0	0	14	18	108.00	12.000						

Chicago Cubs @ Cincinnati Reds
Great American Ball Park, Cincinnati, OH
Fri Sep 17 2004, 7:10 PM EDT
Att: 33,369 - Cloudy - 69 F

AB 39
R 12
H 13
RBI 12
BB 6
SO 7
LOB 12





Batter	1	2	3	4	5	6	7	8	9	AB	R	H	RBI	BB	SO	LOB	BOTTOM						
6 Ryan Freel, R (1, 9) OBP: 0.379, SLG: 0.374	2-3 K		1-1 WP		2-2 G6-3		3-2 G3		3-2 G3	5	0	2	0	0	1	1							
Felipe Lopez, S (1, 5) OBP: 0.322, SLG: 0.431	1-2 F7		4-2 1B		0-0 F8			4-1 1B	3-2 G3	3	1	0	0	2	0	2							
Sean Casey, L (1, 3) OBP: 0.388, SLG: 0.561 Jacob Cruz, L (8, PH) OBP: 0.323, SLG: 0.346	0-1 L8		0-1 L4			3-1 HR		2-2 2B	1-3 1B	3	1	1	1	0	0	2							
Adam Dunn, L (1, 7) OBP: 0.393, SLG: 0.571		0-0 G4-3		1-0 F8		2-3 K		2-0 P5		4	0	0	0	0	1	2							
D'Angelo Jimenez, S (1, 4) OBP: 0.361, SLG: 0.379		4-2 BB		0-2 1B		1-1 L7		1-1 1B		3	1	2	1	1	0	0							
Wily Mo Peña, R (1, 8) OBP: 0.314, SLG: 0.515		4-2 BB		0-0 1B		0-0 1B		0-0 1B		3	0	3	1	1	0	0							
Corky Miller, R (1, 2) OBP: 0.204, SLG: 0.026		4-2 BB		0-2 1B		2-2 F9		2-3 1B		4	0	0	1	0	0	6							
Anderson Machado, S (1, 6) OBP: 0.385, SLG: 0.542			2-3 K		1-2 G6-3		1-1 G3-1		3-3 K	4	0	1	0	0	2	1							
Inning Stats	R: 0 E: 0 K: 1 S: 8	H: 0 LOB: 0 BB: 2 P: 11	R: 0 E: 0 K: 0 S: 8	H: 0 LOB: 1 BB: 2 P: 19	R: 0 E: 0 K: 2 S: 15	H: 1 LOB: 2 BB: 1 P: 22	R: 0 E: 0 K: 0 S: 8	H: 2 LOB: 1 BB: 0 P: 9	R: 0 E: 0 K: 0 S: 12	H: 1 LOB: 1 BB: 0 P: 16	R: 1 E: 0 K: 1 S: 12	H: 2 LOB: 1 BB: 0 P: 20	R: 0 E: 0 K: 1 S: 9	H: 0 LOB: 0 BB: 0 P: 15	R: 3 E: 0 K: 1 S: 15	H: 3 LOB: 1 BB: 1 P: 27	R: 0 E: 0 K: 2 S: 12	H: 1 LOB: 1 BB: 0 P: 19	1B: 8 2B: 2 3B: 0 HR: 1	SF: 0 SAC: 0 DP: 2 HBP: 0	WP: 1 PB: 0 SB: 0 CS: 0	PA: 39	
PITCHER	IP	WLS	BF	H	R	ER	SO	BB	IBB	HBP	BLK	WP	HR	S	P	ERA	WHIP					ERA	WHIP
38 Carlos Zambrano, R (1, 1) ERA: 2.74	7.0	W	28	6	1	1	5	3	0	0	0	0	0	15	27	27.00	4.000						
Todd Wellemeyer, R (8, 1) ERA: 4.56	1.0		7	3	3	3	1	1	0	0	0	0	0	15	27	27.00	4.000						
Sergio Mitre, R (9, 1) ERA: 6.89	1.0		4	1	0	0	2	0	0	0	0	0	0	12	19	0.00	1.000						

Chicago Cubs @ Cincinnati Reds
Great American Ball Park, Cincinnati, OH
Fri Sep 17 2004, 7:10 PM EDT
Att: 33,369 - Cloudy - 69 F

AB 35
R 4
H 10
RBI 4
BB 4
SO 8
LOB 16



Batter	1	2	3	4	5	6	7	8	9	AB	R	H	RBI	BB	SO	LOB	TOP								
Corey Patterson, L (1, 8) OBP: 0.333, SLG: 0.472	G6-3		K		K		F8 16 S 1B	F9		5	0	1	0	0	2	3	Chicago Cubs @ Cincinnati Reds Great American Ball Park, Cincinnati, OH Sat Sep 18 2004, 7:10 PM EDT Att: 41,829 - Sunny - 72 F livebaseballscores.com AB 37 R 5 H 12 RBI 4 BB 3 SO 8 LOB 18 								
Neftali Feliz, S (1, 6) OBP: 0.291, SLG: 0.327	K				FC4-6		B6			5	0	2	0	0	1	2									
16 Aramis Ramirez, R (1, 5) OBP: 0.364, SLG: 0.585	P4		F9				F8			4	1	0	0	1	0	3									
Moises Alou, R (1, 7)			G5-3				G5-3			5	2	2	3	0	1	2									
25 Derrek Lee, R (1, 3) OBP: 0.367, SLG: 0.541					P4					4	1	2	0	0	1	0									
Sammy Sosa, R (1, 9) OBP: 0.335, SLG: 0.535					G3					4	1	2	1	0	1	1									
Mark Grudzielanek, R (1, 4) OBP: 0.349, SLG: 0.429					F8					4	0	1	0	0	0	2									
Paul Bako, L (1, 2) OBP: 0.276, SLG: 0.281										1	0	0	0	2	0	1									
Todd Walker, L (8, FH) OBP: 0.356, SLG: 0.473										1	0	1	0	0	0	0									
Tom Goodwin, L (8, FR) OBP: 0.264, SLG: 0.296										0	0	0	0	0	0	0									
Michael Barrett, R (8, 2) OBP: 0.344, SLG: 0.501										0	0	0	0	0	0	0									
Greg Maddux, R (1, 1) OBP: 0.156, SLG: 0.143										3	0	0	0	0	2	4									
43 Michael Wuerztz, R (7, 1)										0	0	0	0	0	0	0									
Mike Remlinger, L (7, 1)										0	0	0	0	0	0	0									
Ben Grieve, L (8, FH) OBP: 0.364, SLG: 0.430										1	0	1	0	0	0	0									
46 Ryan Dempster, R (8, 1) OBP: 0.357, SLG: 0.566										0	0	0	0	0	0	0									
Inning Stats	R: 0 E: 0 K: 1 S: 9	H: 0 LOB: 0 BB: 0 P: 12	R: 1 E: 0 K: 2 S: 17	H: 2 LOB: 2 BB: 1 P: 32	R: 0 E: 0 K: 1 S: 10	H: 1 LOB: 1 BB: 0 P: 13	R: 0 E: 0 K: 0 S: 10	H: 0 LOB: 0 BB: 0 P: 14	R: 0 E: 0 K: 2 S: 10	H: 0 LOB: 1 BB: 1 P: 17	R: 3 E: 0 K: 0 S: 15	H: 3 LOB: 1 BB: 1 P: 23	R: 0 E: 0 K: 0 S: 4	H: 1 LOB: 1 BB: 0 P: 7	R: 1 E: 0 K: 1 S: 12	H: 4 LOB: 2 BB: 0 P: 17	R: 0 E: 0 K: 1 S: 6	H: 1 LOB: 0 BB: 0 P: 9	1B: 9 2B: 2 3B: 0 HR: 3	SF: 0 SAC: 0 DP: 1 HBP: 0	WP: 3 PB: 0 SB: 1 CS: 0	PA: 40			
PITCHER	IP	WLS	BF	H	R	ER	SO	BB	IBB	HBP	BLK	WP	HR	S	P	ERA	WHIP								
39 Aaron Harang, R (1, 1) ERA: 4.94	6.0	W	27	6	4	4	6	2	1	0	0	2	2	71	111	6.00	1.333								
John Riedling, R (7, 1) ERA: 4.54	0.0		1	1	0	0	0	0	0	0	0	0	0	1	1	∞	∞								
Joe Valentine, R (7, 1) ERA: 6.17	1.1	H	6	2	1	1	1	0	0	0	0	0	1	8	13	6.75	1.500								
Danny Graves, R (8, 1) ERA: 3.88	1.2	S	6	3	0	0	1	0	0	0	0	0	0	13	19	0.00	1.800								

Batter	1	2	3	4	5	6	7	8	9	AB	R	H	RBI	BB	SO	LOB	BOTTOM								
6 Ryan Freel, R (1, 5) OBP: 0.378, SLG: 0.376	G1-3		G6-3				G4-3 2B	K		4	1	1	0	0	1	1	Chicago Cubs @ Cincinnati Reds Great American Ball Park, Cincinnati, OH Sat Sep 18 2004, 7:10 PM EDT Att: 41,829 - Sunny - 72 F livebaseballscores.com AB 33 R 6 H 10 RBI 6 BB 3 SO 10 LOB 9 								
Barry Larkin, R (1, 6) OBP: 0.351, SLG: 0.415	G6-3				G5-3		G4-3			3	0	0	0	1	0	1									
Felipe Lopez, S (7, FR) OBP: 0.322, SLG: 0.431										0	0	0	0	0	0	0									
Sean Casey, L (1, 3) OBP: 0.391, SLG: 0.564										4	1	3	1	0	0	0									
Adam Dunn, L (1, 7) OBP: 0.392, SLG: 0.568										3	0	0	0	1	2	2									
D'Angelo Jimenez, S (1, 4) OBP: 0.360, SLG: 0.383										4	1	1	2	0	1	3									
Danny Graves, R (8, 1)										0	0	0	0	0	0	0									
Austin Kearns, R (1, 9) OBP: 0.330, SLG: 0.388										4	1	1	0	0	3	0									
Wily Mo Peña, R (1, 8) OBP: 0.316, SLG: 0.533										4	2	2	3	0	1	0									
Jason LaRue, R (1, 2) OBP: 0.332, SLG: 0.436										3	0	1	0	0	1	0									
Juan Castro, R (8, 5) OBP: 0.293, SLG: 0.378										0	0	0	0	1	0	0									
39 Aaron Harang, R (1, 1) OBP: 0.059, SLG: 0.078										2	0	1	0	0	1	1									
John Riedling, R (7, 1) ERA: 5.16										0	0	0	0	0	0	0									
Joe Valentine, R (7, 1) ERA: 3.48										0	0	0	0	0	0	0									
Javier Valentin, S (7, 2) OBP: 0.281, SLG: 0.365										2	0	0	0	0	0	1									
Inning Stats	R: 0 E: 0 K: 1 S: 10	H: 1 LOB: 1 BB: 0 P: 12	R: 0 E: 0 K: 1 S: 6	H: 0 LOB: 0 BB: 0 P: 8	R: 0 E: 0 K: 0 S: 8	H: 1 LOB: 0 BB: 0 P: 11	R: 0 E: 0 K: 0 S: 5	H: 0 LOB: 0 BB: 0 P: 6	R: 1 E: 0 K: 2 S: 15	H: 2 LOB: 1 BB: 0 P: 22	R: 5 E: 0 K: 2 S: 14	H: 5 LOB: 0 BB: 0 P: 21	R: 0 E: 0 K: 2 S: 17	H: 1 LOB: 3 BB: 2 P: 33	R: 0 E: 0 K: 2 S: 10	H: 0 LOB: 1 BB: 1 P: 18	1B: 5 2B: 2 3B: 0 HR: 3	SF: 0 SAC: 0 DP: 1 HBP: 0	WP: 0 PB: 0 SB: 0 CS: 0	PA: 36					
PITCHER	IP	WLS	BF	H	R	ER	SO	BB	IBB	HBP	BLK	WP	HR	S	P	ERA	WHIP								
Greg Maddux, R (1, 1) ERA: 3.88	6.0	L	26	9	6	6	6	1	0	0	0	0	0	7	17	0.00	1.500								
43 Michael Wuerztz, R (7, 1) ERA: 5.16	0.2		3	0	0	0	1	1	0	0	0	0	0	7	17	0.00	1.500								
Mike Remlinger, L (7, 1) ERA: 3.48	0.1		3	1	0	0	1	1	0	0	0	0	0	10	16	0.00	6.000								
46 Ryan Dempster, R (8, 1) ERA: 3.6	1.0		4	0	0	0	2	1	0	0	0	0	0	10	18	0.00	1.000								

Batter	1	2	3	4	5	6	7	8	9	AB	R	H	RBI	BB	SO	LOB	TOP										
Corey Patterson, L (1, 8) OBP: 0.331, SLG: 0.468										4	0	0	0	0	4	3											
Neft Perez, S (1, 6) OBP: 0.288, SLG: 0.323										4	1	0	0	0	0	1											
16 Aramis Ramirez, R (1, 5) OBP: 0.365, SLG: 0.585 Jose Macias, S (9, PR) OBP: 0.280, SLG: 0.360 (9, 5)										4	0	2	0	0	1	0											
Moises Alou, R (1, 7) OBP: 0.356, SLG: 0.566										4	1	1	2	0	0	1											
25 Derrek Lee, R (1, 3) OBP: 0.366, SLG: 0.538										4	0	1	0	0	0	2											
Sammy Sosa, R (1, 9) OBP: 0.335, SLG: 0.531										3	1	0	0	1	0	1											
Todd Walker, L (1, 4) OBP: 0.356, SLG: 0.472 Calvin Murray, R (8, PR) OBP: 0.250, SLG: 0.250 Mark Grudzielanek, R (8, 4) OBP: 0.347, SLG: 0.427										3	0	1	0	0	0	0											
Michael Barrett, R (1, 2) OBP: 0.348, SLG: 0.508										4	0	3	2	0	0	0											
Glendon Rusch, L (1, 1) OBP: 0.114, SLG: 0.229 Ben Grieve, L (8, PH) OBP: 0.363, SLG: 0.430 Jon Leicester, R (8, 1) Jason Dubois, R (8, PH) LaTroy Hawkins, R (9, 1)										1	0	0	0	0	1	0											
Inning Stats	R: 0 E: 0 K: 1 S: 9	H: 0 LOB: 0 BB: 0 P: 14	R: 0 E: 0 K: 0 S: 11	H: 0 LOB: 0 BB: 0 P: 13	R: 0 E: 0 K: 1 S: 6	H: 1 LOB: 0 BB: 0 P: 7	R: 0 E: 0 K: 1 S: 13	H: 1 LOB: 1 BB: 0 P: 20	R: 0 E: 0 K: 1 S: 6	H: 1 LOB: 1 BB: 0 P: 12	R: 0 E: 0 K: 1 S: 7	H: 0 LOB: 0 BB: 0 P: 12	R: 1 E: 0 K: 1 S: 11	H: 2 LOB: 2 BB: 0 P: 15	R: 4 E: 1 K: 1 S: 17	H: 3 LOB: 2 BB: 1 P: 29	1B: 5 2B: 3 3B: 0 HR: 0	SF: 1 SAC: 1 DP: 1 HBP: 0	WP: 1 PB: 0 SB: 0 CS: 0	PA: 36							
PITCHER	IP	WLS	BF	H	R	ER	SO	BB	IBB	HBP	BLK	WP	HR	S	P	ERA	WHIP										
Paul Wilson, R (1, 1) ERA: 4.67	8.0		28	5	1	1	6	0	0	0	0	0	0	71	104	1.12	0.625										
Danny Graves, R (9, 1) ERA: 3.95	1.0	L	8	3	4	1	1	0	1	0	0	1	0	17	29	9.00	3.000										

Chicago Cubs @ Cincinnati Reds
Great American Ball Park, Cincinnati, OH
Sun Sep 19 2004, 1:15 PM EDT
Att: 41,649 - Sunny - 73 F

AB 33
R 5
H 8
RBI 5
BB 1
SO 7
LOB 12



Batter	1	2	3	4	5	6	7	8	9	AB	R	H	RBI	BB	SO	LOB	BOTTOM										
6 Ryan Freel, R (1, 5) OBP: 0.375, SLG: 0.372										4	0	0	0	0	1	0											
Felipe Lopez, S (1, 6) OBP: 0.520, SLG: 0.433										4	1	1	0	0	3	0											
Sean Casey, L (1, 3) OBP: 0.388, SLG: 0.560										4	0	0	0	0	0	1											
Adam Dunn, L (1, 7) OBP: 0.392, SLG: 0.567										3	0	1	1	1	2	0											
D'Angelo Jimenez, S (1, 4) OBP: 0.358, SLG: 0.380										4	0	0	0	0	0	2											
Wily Mo Peña, R (1, 8) OBP: 0.319, SLG: 0.532										1	0	0	0	2	0	0											
Austin Kearns, R (1, 9) OBP: 0.325, SLG: 0.381										3	0	0	0	0	1	4											
Jason LaRue, R (1, 2) OBP: 0.332, SLG: 0.438										3	0	1	0	0	1	0											
Paul Wilson, R (1, 1) OBP: 0.143, SLG: 0.148 Jacob Cruz, L (8, PH) OBP: 0.321, SLG: 0.343 Danny Graves, R (9, 1)										2	0	0	0	0	2	0											
Inning Stats	R: 0 E: 0 K: 1 S: 8	H: 0 LOB: 0 BB: 0 P: 10	R: 0 E: 1 K: 1 S: 11	H: 0 LOB: 1 BB: 0 P: 18	R: 0 E: 0 K: 2 S: 9	H: 1 LOB: 0 BB: 0 P: 15	R: 0 E: 0 K: 2 S: 8	H: 0 LOB: 0 BB: 0 P: 9	R: 0 E: 0 K: 1 S: 7	H: 0 LOB: 1 BB: 1 P: 15	R: 0 E: 0 K: 2 S: 8	H: 0 LOB: 0 BB: 0 P: 12	R: 1 E: 0 K: 0 S: 15	H: 2 LOB: 2 BB: 1 P: 27	R: 0 E: 0 K: 1 S: 9	H: 0 LOB: 1 BB: 0 P: 11	R: 0 E: 0 K: 1 S: 9	H: 0 LOB: 1 BB: 1 P: 15	1B: 1 2B: 3 3B: 0 HR: 0	SF: 0 SAC: 0 DP: 1 HBP: 0	WP: 0 PB: 0 SB: 0 CS: 1	PA: 32					
PITCHER	IP	WLS	BF	H	R	ER	SO	BB	IBB	HBP	BLK	WP	HR	S	P	ERA	WHIP										
Glendon Rusch, L (1, 1) ERA: 3.69	7.0		25	3	1	1	9	2	0	0	0	0	0	66	106	1.29	0.714										
Jon Leicester, R (8, 1) ERA: 3.96	1.0	W	3	0	0	0	1	0	0	0	0	0	0	9	11	0.00	0.000										
LaTroy Hawkins, R (9, 1) ERA: 2.51	1.0		4	0	0	0	1	1	0	0	0	0	0	9	15	0.00	1.000										

Chicago Cubs @ Cincinnati Reds
Great American Ball Park, Cincinnati, OH
Sun Sep 19 2004, 1:15 PM EDT
Att: 41,649 - Sunny - 73 F

AB 29
R 1
H 3
RBI 1
BB 3
SO 11
LOB 7



Batter	1	2	3	4	5	6	7	8	9	AB	R	H	RBI	BB	SO	LOB	TOP				
6 Ryan Freel, R OBP: 0.376, SLG: 0.371 (1, 9)	P3		F7		P4			SF8 BB		4	1	1	0	1	0	0	Cincinnati Reds @ Atlanta Braves Turner Field, Atlanta, GA Tue Sep 21 2004, 7:35 PM EDT Att: 20,359 - Sunny - 71 F				
Felipe Lopez, S OBP: 0.522, SLG: 0.437 (1, 5)	1B 2B		K		K			SF8 G3-1 1B	K	5	1	2	0	0	3	2					
Sean Casey, L OBP: 0.385, SLG: 0.556 (1, 3)	K		G6-3		G3-1			SF8		3	0	0	1	0	1	1					
Adam Dunn, L OBP: 0.393, SLG: 0.565 (1, 7)	1B BB			G3 2B 1B	G4-3			G3-1		3	1	1	1	1	0	0					
D'Angelo Jimenez, S OBP: 0.357, SLG: 0.380 (1, 4)	1-2 2-3 1B		G3		P6			G1-3		4	0	1	0	0	0	1					
Wily Mo Peña, R OBP: 0.316, SLG: 0.527 Juan Padilla, R (7, 1)	K		L9		G6-3			F8		3	0	0	0	0	1	4					
Mike Matthews, L (7, 1)										0	0	0	0	0	0	0					
Todd Van Poppel, R OBP: 0.176, SLG: 0.125 Javier Valentin, S OBP: 0.279, SLG: 0.363 (9, PH)										0	0	0	0	0	0	0					
Jason LaRue, R OBP: 0.333, SLG: 0.441 (1, 2)		K		2H 2B				K		4	0	2	1	0	2	0					
Anderson Machado, S OBP: 0.367, SLG: 0.536 (1, 6)		K						1B 2B		4	1	1	0	0	3	2					
Brandon Claussen, R OBP: 0.125, SLG: 0.067 Darrell Evers, L OBP: 0.287, SLG: 0.316 Jose Alvarez, R OBP: 0.109, SLG: 0.048 Jacob C. Diaz, R OBP: 0.323, SLG: 0.545 Austin Keams, R OBP: 0.325, SLG: 0.381 (5, PH) (5, PH) (7, PH) (7, 9) (9, PH)		K			F8			F7		1	0	0	0	0	1	0					
								2H 1B		0	0	0	0	0	0	0					
Inning Stats	R: 0 E: 0 K: 2 S: 14	H: 2 LOB: 3 BB: 1 P: 22	R: 0 E: 0 K: 3 S: 10	H: 0 LOB: 0 BB: 0 P: 15	R: 0 E: 0 K: 1 S: 7	H: 0 LOB: 0 BB: 0 P: 10	R: 1 E: 0 K: 1 S: 13	H: 2 LOB: 1 BB: 0 P: 19	R: 0 E: 0 K: 0 S: 6	H: 0 LOB: 0 BB: 0 P: 8	R: 0 E: 0 K: 1 S: 9	H: 1 LOB: 1 BB: 0 P: 13	R: 2 E: 0 K: 0 S: 11	H: 1 LOB: 0 BB: 1 P: 19	R: 1 E: 0 K: 2 S: 13	H: 3 LOB: 2 BB: 0 P: 16	1B: 6 2B: 3 3B: 0 HR: 0	SF: 1 SAC: 0 DP: 0 HBP: 0	WP: 0 PB: 0 SB: 0 CS: 0	PA: 38	
PITCHER	IP WLS BF H R ER SO BB IBB HBP BLK WP HR S P ERA WHIP	7.0 W 27 5 1 1 9 1 0 0 0 0 0 64 94 1.29 0.857	1.0 S 5 1 2 2 0 1 0 0 0 0 0 11 19 18.00 2.000	1.0 S 6 3 1 1 2 0 0 0 0 0 0 13 16 9.00 3.000																	

Batter	1	2	3	4	5	6	7	8	9	AB	R	H	RBI	BB	SO	LOB	BOTTOM			
Rafael Furcal, S OBP: 0.352, SLG: 0.424 (1, 6)	G4-3	1B BB		G5-3	P4		K			4	0	0	0	1	1	2	Cincinnati Reds @ Atlanta Braves Turner Field, Atlanta, GA Tue Sep 21 2004, 7:35 PM EDT Att: 20,359 - Sunny - 71 F			
Marcus Giles, R OBP: 0.365, SLG: 0.411 (1, 4)	F9	1-3 2H 1B		F9 S 1B		F8	BB			4	1	2	1	1	0	0				
J.D. Drew, L OBP: 0.438, SLG: 0.581 (1, 9)	1B BB	P5		F9		K	P3			4	0	0	0	1	1	5				
10 Chipper Jones, S OBP: 0.367, SLG: 0.497 (1, 5)	E5		G6-3					G4-3		4	0	1	0	1	0	1				
Julio Franco, R OBP: 0.367, SLG: 0.429 (1, 3)	1-2 2-3 1B		PB 1B 1B	1-2 3H 1B		F8		F9		5	1	3	1	0	0	1				
Andruw Jones, R OBP: 0.352, SLG: 0.497 (1, 8)	K		1B BB	K			2B 1B	F8		4	1	1	0	1	2	5				
Eli Marrero, R OBP: 0.379, SLG: 0.531 (1, 7)		BB 1B 1B	K		G6-3					4	2	2	1	0	1	2				
Eddie Pérez, R OBP: 0.294, SLG: 0.369 (1, 2)	P5			F8			BB 1B			4	0	2	1	0	0	1				
John Thomson, R OBP: 0.194, SLG: 0.210 Dewayne Wise, L OBP: 0.269, SLG: 0.396 Mark DeRosa, R OBP: 0.298, SLG: 0.326 Chris Reitsma, R (8, 1)	K		K					SF9		3	0	1	0	0	2	3				
29 John Smoltz, R (9, 1)										0	0	0	0	0	0	0				
										0	0	0	1	0	0	0				
										0	0	0	0	0	0	0				
										0	0	0	0	0	0	0				
Inning Stats	R: 0 E: 1 K: 1 S: 14	H: 1 LOB: 3 BB: 1 P: 23	R: 1 E: 0 K: 1 S: 14	H: 2 LOB: 2 BB: 1 P: 21	R: 1 E: 0 K: 2 S: 15	H: 2 LOB: 2 BB: 1 P: 24	R: 1 E: 0 K: 1 S: 15	H: 2 LOB: 1 BB: 1 P: 25	R: 0 E: 0 K: 1 S: 10	H: 1 LOB: 1 BB: 0 P: 14	R: 2 E: 0 K: 1 S: 17	H: 3 LOB: 2 BB: 1 P: 26	R: 0 E: 0 K: 0 S: 6	H: 0 LOB: 0 BB: 0 P: 10	1B: 10 2B: 2 3B: 0 HR: 0	SF: 1 SAC: 0 DP: 0 HBP: 0	WP: 0 PB: 1 SB: 1 CS: 0	PA: 42		
PITCHER	IP WLS BF H R ER SO BB IBB HBP BLK WP HR S P ERA WHIP	4.0 L 24 7 3 3 5 4 0 0 0 0 0 0 19 27 0.00 1.000	2.0 8 2 0 0 1 0 0 0 0 0 0 0 0 7 9 0.00 1.000	0.0 3 3 2 2 0 0 0 0 0 0 0 0 0 7 9 0.00 1.000	1.0 4 0 0 0 1 1 0 0 0 0 0 0 0 10 17 0.00 1.000	1.0 3 0 0 0 0 0 0 0 0 0 0 0 0 6 10 0.00 0.000														



Batter	1	2	3	4	5	6	7	8	9	AB	R	H	RBI	BB	SO	LOB	TOP				
6 Ryan Freel, R OBP: 0.377, SLG: 0.373	1-1 G6-3			0-1 E BB 1B	3-2 G3		3-2 1B		1-3 K	5	0	2	0	0	1	2					
Felipe Lopez, S OBP: 0.527, SLG: 0.434	0-1 G6-3			1-2 SAFE F8		4-2 2B G4-3 BB	2-3 K			3	1	0	0	1	1	4					
Sean Casey, L OBP: 0.386, SLG: 0.557	1-1 G3			4-1 1-2 BB		2-1 G4-3 1B 2B	0-0 SF7			2	1	1	1	1	0	0					
Adam Dunn, L OBP: 0.391, SLG: 0.561		3-3 K		2-3 K		0-0 G4-3	0-3 K			4	0	0	1	0	3	5					
D'Angelo Jimenez, S OBP: 0.357, SLG: 0.382		0-3 K		3-3 K		1-0 3H 1B		0-1 P6		4	0	1	1	0	2	2					
Austin Kearns, R OBP: 0.317, SLG: 0.369		1-3 K			1-0 FC2-5 1B	0-0 F9	1-1 F9			4	0	1	0	0	1	1					
Javier Valentin, S OBP: 0.286, SLG: 0.383			1-0 G3		1-0 F7	0-0 F8	0-0 F8			4	0	0	0	0	0	2					
Anderson Machado, S OBP: 0.385, SLG: 0.514			2-3 K		4-2 FC2-5 1-2 BB		4-2 6 WP SF7 BB		2-3 K	2	1	0	0	2	2	0					
Luke Hudson, R Mike Mathews, L Todd Van Poppel, R Drew Stubbs, L Phil Norton, L Jose Acovedo, R Bobby Ligon, S Juan Cruz, R Joe Valentin, R Dane White, L			1-2 G4-3		2-2 FC2-5		4-2 1-2 BB		0-3 K	2	0	0	0	0	0	2					
Inning Stats	R: 0 E: 0 K: 0 S: 6	H: 0 LOB: 0 BB: 0 P: 8	R: 0 E: 0 K: 3 S: 11	H: 0 LOB: 0 BB: 0 P: 15	R: 0 E: 0 K: 1 S: 7	H: 0 LOB: 0 BB: 0 P: 11	R: 0 E: 0 K: 2 S: 16	H: 1 LOB: 2 BB: 1 P: 26	R: 0 E: 0 K: 0 S: 8	H: 2 LOB: 1 BB: 1 P: 15	R: 1 E: 0 K: 2 S: 16	H: 1 LOB: 2 BB: 2 P: 29	R: 0 E: 0 K: 0 S: 5	H: 0 LOB: 0 BB: 0 P: 6	R: 0 E: 0 K: 3 S: 10	H: 0 LOB: 0 BB: 0 P: 13	1B: 4 2B: 1 3B: 0 HR: 0	SF: 1 SAC: 0 DP: 0 HBP: 0	WP: 1 PB: 0 SB: 1 CS: 0	PA: 37	
PITCHER	IP WLS BF H R ER SO BB IBB HBP BLK WP HR S P ERA WHIP	IP WLS BF H R ER SO BB IBB HBP BLK WP HR S P ERA WHIP	IP WLS BF H R ER SO BB IBB HBP BLK WP HR S P ERA WHIP	IP WLS BF H R ER SO BB IBB HBP BLK WP HR S P ERA WHIP	IP WLS BF H R ER SO BB IBB HBP BLK WP HR S P ERA WHIP	IP WLS BF H R ER SO BB IBB HBP BLK WP HR S P ERA WHIP	IP WLS BF H R ER SO BB IBB HBP BLK WP HR S P ERA WHIP	IP WLS BF H R ER SO BB IBB HBP BLK WP HR S P ERA WHIP	IP WLS BF H R ER SO BB IBB HBP BLK WP HR S P ERA WHIP	IP WLS BF H R ER SO BB IBB HBP BLK WP HR S P ERA WHIP	IP WLS BF H R ER SO BB IBB HBP BLK WP HR S P ERA WHIP	IP WLS BF H R ER SO BB IBB HBP BLK WP HR S P ERA WHIP	IP WLS BF H R ER SO BB IBB HBP BLK WP HR S P ERA WHIP	IP WLS BF H R ER SO BB IBB HBP BLK WP HR S P ERA WHIP	IP WLS BF H R ER SO BB IBB HBP BLK WP HR S P ERA WHIP	IP WLS BF H R ER SO BB IBB HBP BLK WP HR S P ERA WHIP	IP WLS BF H R ER SO BB IBB HBP BLK WP HR S P ERA WHIP	IP WLS BF H R ER SO BB IBB HBP BLK WP HR S P ERA WHIP	IP WLS BF H R ER SO BB IBB HBP BLK WP HR S P ERA WHIP	IP WLS BF H R ER SO BB IBB HBP BLK WP HR S P ERA WHIP	IP WLS BF H R ER SO BB IBB HBP BLK WP HR S P ERA WHIP

Cincinnati Reds @ Atlanta Braves
Turner Field, Atlanta, GA
Thu Sep 23 2004, 7:35 PM EDT
Att: 21,519 - Cloudy - 80 F

AB 31
R 3
H 5
RBI 3
BB 5
SO 11
LOB 18



Batter	1	2	3	4	5	6	7	8	9	AB	R	H	RBI	BB	SO	LOB	BOTTOM					
Rafael Furcal, S OBP: 0.351, SLG: 0.421	0-0 E1 1B S WP		1-0 F7		1-2 G3-1		0-1 2B		4-2 BB 10 SF9 BB	4	2	1	0	1	0	0						
Marcus Giles, R OBP: 0.371, SLG: 0.421	2-0 WP 10 S 1B		3-3 K		2-2 F8		4-1 BB		4-2 BB 1-2 BB	3	0	1	0	2	1	0						
J.D. Drew, L OBP: 0.440, SLG: 0.577	0-3 K		4-2 BB		0-2 L7		1-3 K		4-2 1-2 2-3 BB	3	0	0	0	2	2	4						
10 Chipper Jones, S OBP: 0.364, SLG: 0.497	3-3 K		2-1 G3		2-1 G6-3		1-2 G3		1-1 SF9	4	0	0	1	0	1	3						
Johnny Estrada, S OBP: 0.377, SLG: 0.451	3-2 G3			4-2 WP BB		2-2 FC5-4 1B		1-3 K	1-2 P4	4	0	1	0	1	1	3						
Julio Franco, R OBP: 0.389, SLG: 0.427		1-2 G1-6-3 1B		0-3 K		1-2 L7		2-1 1B 1B		4	0	2	0	0	1	2						
Andruw Jones, R OBP: 0.352, SLG: 0.495		0-2 K		4-2 1-2 BB		0-0 FC5-4 1-2		2-2 1B		3	0	1	0	1	1	2						
Charles Thomas, L OBP: 0.370, SLG: 0.416		3-2 G1-6-3		1-3 K		0-0 G3		0-1 G4-3		4	0	0	0	0	1	5						
Jaret Wright, R Kevin Gnyboski, R Tom Martin, L Mark DeRosa, R Antonio Alfonseca, R Juan Cruz, R El Marrero, L		1-3 K		3-3 K		1-0 G6-3		3-3 K		2	0	0	0	0	2	3						
Inning Stats	R: 1 E: 1 K: 2 S: 11	H: 1 LOB: 1 BB: 0 P: 19	R: 0 E: 0 K: 2 S: 14	H: 1 LOB: 0 BB: 0 P: 19	R: 0 E: 0 K: 1 S: 10	H: 0 LOB: 1 BB: 1 P: 20	R: 0 E: 0 K: 3 S: 19	H: 0 LOB: 2 BB: 2 P: 31	R: 0 E: 0 K: 0 S: 9	H: 1 LOB: 0 BB: 0 P: 12	R: 0 E: 0 K: 1 S: 10	H: 1 LOB: 2 BB: 1 P: 15	R: 0 E: 0 K: 1 S: 8	H: 2 LOB: 2 BB: 0 P: 14	R: 0 E: 0 K: 1 S: 16	H: 0 LOB: 2 BB: 3 P: 22	R: 1 E: 0 K: 1 S: 16	H: 0 LOB: 2 BB: 3 P: 33	1B: 5 2B: 1 3B: 0 HR: 0	SF: 1 SAC: 0 DP: 0 HBP: 0	WP: 2 PB: 0 SB: 4 CS: 0	PA: 41
PITCHER	IP WLS BF H R ER SO BB IBB HBP BLK WP HR S P ERA WHIP	IP WLS BF H R ER SO BB IBB HBP BLK WP HR S P ERA WHIP	IP WLS BF H R ER SO BB IBB HBP BLK WP HR S P ERA WHIP	IP WLS BF H R ER SO BB IBB HBP BLK WP HR S P ERA WHIP	IP WLS BF H R ER SO BB IBB HBP BLK WP HR S P ERA WHIP	IP WLS BF H R ER SO BB IBB HBP BLK WP HR S P ERA WHIP	IP WLS BF H R ER SO BB IBB HBP BLK WP HR S P ERA WHIP	IP WLS BF H R ER SO BB IBB HBP BLK WP HR S P ERA WHIP	IP WLS BF H R ER SO BB IBB HBP BLK WP HR S P ERA WHIP	IP WLS BF H R ER SO BB IBB HBP BLK WP HR S P ERA WHIP	IP WLS BF H R ER SO BB IBB HBP BLK WP HR S P ERA WHIP	IP WLS BF H R ER SO BB IBB HBP BLK WP HR S P ERA WHIP	IP WLS BF H R ER SO BB IBB HBP BLK WP HR S P ERA WHIP	IP WLS BF H R ER SO BB IBB HBP BLK WP HR S P ERA WHIP	IP WLS BF H R ER SO BB IBB HBP BLK WP HR S P ERA WHIP	IP WLS BF H R ER SO BB IBB HBP BLK WP HR S P ERA WHIP	IP WLS BF H R ER SO BB IBB HBP BLK WP HR S P ERA WHIP	IP WLS BF H R ER SO BB IBB HBP BLK WP HR S P ERA WHIP	IP WLS BF H R ER SO BB IBB HBP BLK WP HR S P ERA WHIP	IP WLS BF H R ER SO BB IBB HBP BLK WP HR S P ERA WHIP	IP WLS BF H R ER SO BB IBB HBP BLK WP HR S P ERA WHIP	

Cincinnati Reds @ Atlanta Braves
Turner Field, Atlanta, GA
Thu Sep 23 2004, 7:35 PM EDT
Att: 21,519 - Cloudy - 80 F

AB 33
R 2
H 6
RBI 1
BB 7
SO 11
LOB 22



Batter	1	2	3	4	5	6	7	8	9	AB	R	H	RBI	BB	SO	LOB	TOP			
6 Ryan Freel, R OBP: 0.375, SLG: 0.369										4	1	1	1	1	0	1				
Juan Castro, R OBP: 0.281, SLG: 0.375										5	0	1	0	0	0	4				
Sean Casey, L OBP: 0.389, SLG: 0.556										5	2	2	0	0	0	1				
Austin Kearns, R OBP: 0.330, SLG: 0.400										4	2	1	1	1	2	1				
Joe Valentine, R										0	0	0	0	0	0	0				
D'Angelo Jimenez, S OBP: 0.364, SLG: 0.390										4	1	3	0	1	0	1				
Jason LaRue, R OBP: 0.337, SLG: 0.442										5	1	2	4	0	1	3				
Felipe Lopez, S OBP: 0.336, SLG: 0.450										3	0	0	0	1	0	4				
Darren Bragg, L OBP: 0.272, SLG: 0.306										4	0	1	1	1	1	2				
Paul Wilson, R OBP: 0.133, SLG: 0.138										4	0	0	0	0	1	6				
Ryan Wagner, R										0	0	0	0	0	0	0				
Adam Dunn, L OBP: 0.391, SLG: 0.559										0	0	0	0	0	0	0				
Inning Stats	R: 5 E: 1 K: 1 S: 26	H: 5 LOB: 3 BB: 2 P: 43	R: 0 E: 0 K: 1 S: 10	H: 1 LOB: 1 BB: 0 P: 14	R: 0 E: 0 K: 1 S: 7	H: 0 LOB: 1 BB: 0 P: 13	R: 0 E: 0 K: 1 S: 6	H: 0 LOB: 0 BB: 0 P: 8	R: 0 E: 0 K: 0 S: 12	H: 1 LOB: 2 BB: 1 P: 22	R: 2 E: 0 K: 0 S: 16	H: 2 LOB: 2 BB: 2 P: 31	R: 0 E: 0 K: 0 S: 6	H: 0 LOB: 0 BB: 0 P: 6	R: 0 E: 0 K: 1 S: 7	H: 1 LOB: 1 BB: 0 P: 9	1B: 10 2B: 1 3B: 0 HR: 0	SF: 0 SAC: 0 DP: 1 HBP: 1	WP: 2 PB: 0 SB: 1 CS: 0	PA: 44
PITCHER	IP WLS BF H R ER SO BB IBB HBP BLK WP HR S P ERA WHIP																			
Dave Williams, L ERA: 3.89	(1, 1) 5.0 L 27 7 5 3 4 2 1 1 0 0 0 0 61 100 5.40 1.800																			
Nelson Figueroa, R ERA: 5.72	(6, 1) 2.0 10 2 2 2 0 1 1 0 0 2 0 22 37 9.00 1.500																			
Mark Corey, R ERA: 4.81	(8, 1) 1.0 3 1 0 0 1 0 0 0 0 0 0 7 8 0.00 1.000																			
Jose Mesa, R ERA: 3.26	(9, 1) 1.0 4 1 0 0 0 0 0 0 0 0 0 7 9 0.00 1.000																			

Cincinnati Reds @ Pittsburgh Pirates
PNC Park, Pittsburgh, PA
Sat Sep 25 2004, 7:05 PM EDT
Att: 26,500 - Sunny - 71 F

AB 38
R 7
H 11
RBI 7
BB 5
SO 5
LOB 23



Batter	1	2	3	4	5	6	7	8	9	AB	R	H	RBI	BB	SO	LOB	BOTTOM			
18 Jason Kendall, R OBP: 0.401, SLG: 0.388										3	0	1	0	0	0	0				
11 Humberto Cota, R OBP: 0.288, SLG: 0.532										2	0	0	0	0	1	1				
2 Jack Wilson, R OBP: 0.336, SLG: 0.462										5	1	4	0	0	0	1				
Jason Bay, R OBP: 0.369, SLG: 0.573										4	1	2	0	1	0	1				
Rob Mackowiak, L OBP: 0.321, SLG: 0.422										4	0	0	0	1	1	5				
Craig Wilson, R OBP: 0.351, SLG: 0.492										4	1	1	1	0	2	3				
Darby Ward, L OBP: 0.304, SLG: 0.481										4	1	2	1	0	0	3				
Ty Wigginton, R OBP: 0.326, SLG: 0.429										3	0	0	1	1	0	1				
12 Freddy Sanchez, R OBP: 0.250, SLG: 0.250										4	0	1	0	0	1	1				
Dave Williams, L OBP: 0.125, SLG: 0.125										1	0	0	0	0	0	0				
Abraham Nunez, S OBP: 0.278, SLG: 0.318	(5, PH)									1	0	0	0	0	1	0				
Nelson Figueroa, R OBP: 0.278, SLG: 0.318	(6, PH)									0	0	0	0	0	0	0				
Bobby Hill, S OBP: 0.242, SLG: 0.342	(7, PH)									1	0	0	0	0	2	0				
Mark Corey, R OBP: 0.391, SLG: 0.559	(8, PH)									0	0	0	0	0	0	0				
Jose Mesa, R OBP: 0.391, SLG: 0.559	(9, PH)									1	0	0	0	0	0	0				
Mike Redman, L OBP: 0.201, SLG: 0.363	(9, PH)									0	0	0	0	0	0	0				
Inning Stats	R: 0 E: 0 K: 1 S: 17	H: 2 LOB: 3 BB: 1 P: 30	R: 0 E: 0 K: 1 S: 8	H: 0 LOB: 0 BB: 0 P: 9	R: 0 E: 0 K: 0 S: 11	H: 1 LOB: 1 BB: 0 P: 19	R: 0 E: 0 K: 0 S: 11	H: 0 LOB: 0 BB: 0 P: 13	R: 0 E: 0 K: 1 S: 9	H: 1 LOB: 1 BB: 0 P: 15	R: 0 E: 0 K: 0 S: 7	H: 0 LOB: 0 BB: 0 P: 11	R: 3 E: 0 K: 0 S: 12	H: 4 LOB: 1 BB: 0 P: 22	R: 0 E: 0 K: 2 S: 12	H: 1 LOB: 2 BB: 1 P: 25	1B: 10 2B: 1 3B: 0 HR: 0	SF: 0 SAC: 0 DP: 1 HBP: 0	WP: 0 PB: 0 SB: 0 CS: 0	PA: 40
PITCHER	IP WLS BF H R ER SO BB IBB HBP BLK WP HR S P ERA WHIP																			
Paul Wilson, R ERA: 4.53	(1, 1) 7.0 W 28 6 1 1 4 2 0 0 0 0 0 0 74 116 1.29 1.143																			
Ryan Wagner, R ERA: 4.7	(8, 1) 0.1 5 4 3 3 0 0 0 0 0 0 0 10 18 81.00 12.000																			
Joe Valentine, R ERA: 5.81	(8, 1) 1.2 S 7 1 0 0 2 1 0 0 0 0 0 0 14 29 0.00 1.200																			

Cincinnati Reds @ Pittsburgh Pirates
PNC Park, Pittsburgh, PA
Sat Sep 25 2004, 7:05 PM EDT
Att: 26,500 - Sunny - 71 F

AB 37
R 4
H 11
RBI 3
BB 3
SO 6
LOB 18




Batter	1	2	3	4	5	6	7	8	9	AB	R	H	RBI	BB	SO	LOB	TOP					
6 Ryan Freel, R OBP: 0.375, SLG: 0.368 Darren Bragg, L OBP: 0.259, SLG: 0.289	1-2 G3		1-3 K		1-2 G4-3		3-2 G4-3	2-1 P5		1	0	0	0	0	0	0	Cincinnati Reds @ Chicago Cubs Wrigley Field, Chicago, IL Mon Sep 27 2004, 7:05 PM CDT Att: 38,984 - Sunny - 74 F					
Felipe Lopez, S OBP: 0.532, SLG: 0.441	2-2 F9		1-3 K		0-1 G1-3		0-2 L9		3-2 G1	5	0	0	0	0	1	2						
Sean Casey, L OBP: 0.388, SLG: 0.551	3-1 1B		2-2 G1		1-1 G3			0-0 HR	0-0 F8	5	1	2	0	0	0	0						
Adam Dunn, L OBP: 0.390, SLG: 0.561	2-3 K			2-0 F9		0-1 P5		2-1 HR	2-2 F8	5	1	1	2	0	1	1						
D'Angelo Jimenez, S OBP: 0.365, SLG: 0.389		4-0 FC5-4 BB		3-1 2B 1B		3-2 G5-3		4-0 BB 2B		2	2	1	0	2	0	0						
Austin Keams, R OBP: 0.329, SLG: 0.401 Juan Padilla, R (6, PH)		0-3 K		1-1 1H 2B		1-2 F9		4-1 BB 2B		3	0	1	1	0	1	1						
John Vander Wal, L OBP: 0.192, SLG: 0.275 Juan Castro, R OBP: 0.281, SLG: 0.375 Aaron Myette, R (8, PR)		2-1 FC5-4 1B 1-2		1-3 K			2-2 G4-3 1B HBP	3-3 K		3	0	0	0	0	2	4						
Jason LaRue, R OBP: 0.336, SLG: 0.439		3-2 1B		4-0 1B			2-2 G4-3 1B	1-1 F8		3	0	2	0	1	0	2						
Anderson Machado, S OBP: 0.423, SLG: 0.489		1-3 1B		2-2 IBB			0-3 K	3-2 2B		2	0	0	0	0	1	4						
Brandon Claussen, R OBP: 0.111, SLG: 0.059 John Riedling, R (4, 1) Jacob Cruz, L OBP: 0.325, SLG: 0.350 (6, 9)		0-3 K		2-2 G4-3			1-2 K	1-1 2B		2	0	0	0	0	0	0						
Inning Stats	R: 0 E: 0 K: 1 S: 14	H: 1 LOB: 1 BB: 0 P: 22	R: 0 E: 0 K: 2 S: 12	H: 1 LOB: 2 BB: 1 P: 21	R: 0 E: 0 K: 2 S: 11	H: 0 LOB: 0 BB: 0 P: 15	R: 1 E: 0 K: 1 S: 11	H: 2 LOB: 2 BB: 1 P: 24	R: 0 E: 0 K: 0 S: 7	H: 0 LOB: 0 BB: 0 P: 9	R: 0 E: 0 K: 0 S: 9	H: 0 LOB: 0 BB: 0 P: 13	R: 0 E: 0 K: 1 S: 23	H: 1 LOB: 2 BB: 0 P: 30	R: 4 E: 0 K: 1 S: 15	H: 3 LOB: 2 BB: 2 P: 34	R: 0 E: 0 K: 0 S: 9	H: 0 LOB: 0 BB: 0 P: 14	1B: 5 2B: 2 3B: 0 HR: 1	SF: 0 SAC: 0 DP: 0 HBP: 1	WP: 0 PB: 0 SB: 0 CS: 0	PA: 40
PITCHER	IP WLS BF H R ER SO BB IBB HBP BLK WP HR S P ERA WHIP	6.1 W 27 5 1 1 7 1 1 1 0 0 0 80 124 1.42 0.947	7.1 0.2 2 0 0 0 0 0 0 0 0 0 0 7 10 0.00 0.000	8.1 0.2 7 3 4 4 1 2 0 0 0 0 0 1 13 30 54.00 7.500	8.1 1.1 4 0 0 0 0 0 0 0 0 0 0 11 18 0.00 0.000											WP: 0 PB: 0 SB: 0 CS: 0	PA: 40					

AB	35
R	5
H	8
RBI	5
BB	4
SO	8
LOB	20



Batter	1	2	3	4	5	6	7	8	9	AB	R	H	RBI	BB	SO	LOB	BOTTOM					
Corey Patterson, L OBP: 0.325, SLG: 0.460 Calvin Murray, R OBP: 0.333, SLG: 0.200	4-1 FC6-4 BB	0-1 P2		2-0 2H HR	4-0 1-2 BB		0-0 G3	4-2 FC5-4 BB		3	1	1	2	2	0	1	Cincinnati Reds @ Chicago Cubs Wrigley Field, Chicago, IL Mon Sep 27 2004, 7:05 PM CDT Att: 38,984 - Sunny - 74 F					
25 Derek Lee, R OBP: 0.357, SLG: 0.519	1-2 F9		2-3 K	1-1 HR	2-2 F9		4-1 HR BB	1-2 FC5-4		5	2	1	1	1	1	5						
16 Aramis Ramirez, R OBP: 0.374, SLG: 0.585 Jose Macias, S OBP: 0.285, SLG: 0.376	0-2 FC6-4 1B 1-2		1-2 G6-3	4-2 BB		2-2 G1-3	0-1 1H HR			2	1	0	0	1	0	1						
Moises Alou, R OBP: 0.357, SLG: 0.550 Todd Wellemeyer, R Kyle Farnsworth, R	2-1 2B 1B		0-1 G4-3	1-2 F8			4-2 2B BB			4	1	1	0	1	1	1						
Nomar Garciaparra, R OBP: 0.367, SLG: 0.495 Neifi Perez, S OBP: 0.297, SLG: 0.337	1-1 1H 2H 2B		0-1 2B 1B	0-1 1B 1B	0-0 G4-3 HR 2B	4-0 WP 1B BB	1-0 2B	1-3 2B		3	3	3	2	1	0	0						
Sammy Sosa, R OBP: 0.327, SLG: 0.508 Jason Dubois, R OBP: 0.200, SLG: 0.167	0-1 F9		0-0 1B FC6-4 2B	1-3 2B	0-0 G4-3	4-2 1B BB	0-3 K			3	1	1	0	1	0	2						
Todd Walker, L OBP: 0.359, SLG: 0.480		0-0 P4		0-2 FC6-4 1B	1-0 HR	0-0 1B	4-1 BB BB			4	1	3	4	1	0	0						
Michael Barrett, R OBP: 0.347, SLG: 0.506 Mike DiFelice, R OBP: 0.214, SLG: 0.200		4-2 38 SH1-4 BB		2-3 3H FC6-4 HR 1-2	0-1 3H BB	4-2 BB	1-3 K	1-1 P3		2	1	0	1	2	1	3						
3B Carlos Zambrano, S OBP: 0.236, SLG: 0.265 Kent Mercker, L Tom Goodwin, L OBP: 0.259, SLG: 0.282		0-0 SH1-4		1-1 SH1-4	0-3 K		2-1 G3-1	2-0 F7		1	0	0	0	0	1	1						
Inning Stats	R: 2 E: 0 K: 0 S: 14	H: 2 LOB: 1 BB: 1 P: 22	R: 0 E: 0 K: 0 S: 7	H: 0 LOB: 1 BB: 1 P: 11	R: 0 E: 0 K: 1 S: 10	H: 0 LOB: 0 BB: 0 P: 13	R: 5 E: 0 K: 0 S: 21	H: 5 LOB: 1 BB: 1 P: 30	R: 2 E: 0 K: 2 S: 12	H: 2 LOB: 2 BB: 2 P: 23	R: 1 E: 0 K: 2 S: 14	H: 1 LOB: 2 BB: 2 P: 26	R: 2 E: 0 K: 1 S: 12	H: 2 LOB: 2 BB: 2 P: 23	R: 0 E: 0 K: 0 S: 11	H: 0 LOB: 2 BB: 2 P: 23		R: 0 E: 0 K: 0 S: 9	H: 0 LOB: 0 BB: 0 P: 14	1B: 4 2B: 4 3B: 0 HR: 4	SF: 0 SAC: 2 DP: 0 HBP: 0	WP: 1 PB: 0 SB: 0 CS: 0
PITCHER	IP WLS BF H R ER SO BB IBB HBP BLK WP HR S P ERA WHIP	3.2 L 21 2 3 3 2 4 0 0 0 0 1 1 25 48 13.50 3.000	7.1 0.2 12 2 3 3 2 4 0 0 0 0 1 1 25 48 13.50 3.750	8.1 1.1 9 3 2 2 2 2 0 0 0 0 0 1 16 28 13.50 3.750	8.1 1.0 5 0 0 0 0 2 0 0 0 0 0 0 11 23 0.00 2.000											WP: 0 PB: 0 SB: 0 CS: 0	PA: 47					



Batter	1	2	3	4	5	6	7	8	9	AB	R	H	RBI	BB	SO	LOB	TOP								
Felipe Lopez, S OBP: 0.330, SLG: 0.434	L8		HR	L3		K	K			4	1	0	0	0	2	4	Cincinnati Reds @ Chicago Cubs Wrigley Field, Chicago, IL Tue Sep 28 2004, 7:05 PM CDT Att: 38,895 - Sunny - 59 F								
D'Angelo Jimenez, S OBP: 0.364, SLG: 0.393	P6		HR	K		F7		G5-3		5	1	1	2	0	1	2									
Sean Casey, L OBP: 0.390, SLG: 0.550	L7		HR					G3		1	2	0	0	1	0	0									
Juan Castro, R OBP: 0.283, SLG: 0.376			HR							2	0	1	1	0	0	0									
Adam Dunn, L OBP: 0.390, SLG: 0.565		G4-3	F8					P5		5	1	2	2	0	1	3									
Austin Kearns, R OBP: 0.326, SLG: 0.396		G4-3	K							5	0	1	0	0	2	1									
Darren Bragg, L OBP: 0.297, SLG: 0.325	G4-3		HR							4	2	1	2	1	1	2									
Javier Valentin, S OBP: 0.293, SLG: 0.383										4	0	1	0	1	1	1									
Anderson Machado, S OBP: 0.429, SLG: 0.468										2	1	0	0	2	2	4									
Josh Hancock, R OBP: 0.250, SLG: 0.118										3	0	1	1	1	2	3									
Joe Valentine, R (9, 1)										0	0	0	0	0	0	0									
Inning Stats	R: 0 E: 0 K: 0 S: 7	H: 0 LOB: 0 BB: 0 P: 10	R: 0 E: 0 K: 2 S: 13	H: 2 LOB: 3 BB: 1 P: 23	R: 4 E: 0 K: 2 S: 18	H: 3 LOB: 1 BB: 0 P: 28	R: 0 E: 0 K: 2 S: 8	H: 0 LOB: 0 BB: 0 P: 9	R: 2 E: 0 K: 0 S: 7	H: 1 LOB: 0 BB: 1 P: 16	R: 1 E: 0 K: 2 S: 13	H: 1 LOB: 2 BB: 2 P: 25	R: 1 E: 0 K: 3 S: 16	H: 1 LOB: 2 BB: 2 P: 31	R: 0 E: 0 K: 0 S: 5	H: 0 LOB: 0 BB: 0 P: 8	R: 0 E: 0 K: 1 S: 7	H: 0 LOB: 0 BB: 0 P: 9	1B: 5 2B: 0 3B: 0 HR: 3	SF: 0 SAC: 0 DP: 0 HBP: 2	WP: 0 PB: 0 SB: 1 CS: 0	PA: 43			
PITCHER	IP	WLS	BF	H	R	ER	SO	BB	IBB	HBP	BLK	WP	HR	S	P	ERA	WHIP								
Greg Maddux, R ERA: 3.88	5.0	L	25	6	6	6	6	2	0	2	0	0	3	53	86	10.80	1.600								
43 Michael Wuerz, R ERA: 4.97	1.1		7	1	1	1	3	2	0	0	0	0	0	16	31	6.75	2.250								
Kent Mercker, L ERA: 2.42	0.2		5	1	1	1	2	2	0	0	0	0	0	13	25	13.50	4.500								
Sergio Mitre, R ERA: 6.62	2.0		6	0	0	0	1	0	0	0	0	0	0	12	17	0.00	0.000								

AB	35
R	8
H	8
RBI	8
BB	6
SO	12
LOB	20



Batter	1	2	3	4	5	6	7	8	9	AB	R	H	RBI	BB	SO	LOB	BOTTOM								
Corey Patterson, L OBP: 0.325, SLG: 0.462	F8		K							4	0	1	2	0	1	1	Cincinnati Reds @ Chicago Cubs Wrigley Field, Chicago, IL Tue Sep 28 2004, 7:05 PM CDT Att: 38,895 - Sunny - 59 F								
25 Derrek Lee, R OBP: 0.356, SLG: 0.516	L6		G5-3							3	0	0	0	1	0	1									
16 Aramis Ramirez, R OBP: 0.373, SLG: 0.583										4	0	1	0	0	0	2									
Moises Alou, R OBP: 0.357, SLG: 0.549	FC5-4									4	1	2	0	0	1	1									
Nomar Garciaparra, R OBP: 0.366, SLG: 0.492										4	0	1	0	0	0	1									
Sammy Sosa, R OBP: 0.324, SLG: 0.504										3	0	0	1	0	0	2									
Todd Walker, L OBP: 0.358, SLG: 0.478										4	1	1	0	0	0	0									
Paul Bako, L OBP: 0.275, SLG: 0.276										2	1	0	0	1	0	0									
Jose Macias, S OBP: 0.284, SLG: 0.374										1	0	0	0	0	0	0									
Greg Maddux, R ERA: 3.88										1	0	1	0	0	0	0									
Ben Griener, L OBP: 0.271, SLG: 0.442										1	0	0	0	0	0	1									
43 Michael Wuerz, R ERA: 4.97										0	0	0	0	0	0	0									
Kent Mercker, L ERA: 2.42										0	0	0	0	0	0	0									
Tom Goodwin, L OBP: 0.252, SLG: 0.279										1	0	0	0	0	0	0									
Sergio Mitre, R OBP: 0.125, SLG: 0.133										0	0	0	0	0	0	0									
Michael Barrett, R OBP: 0.246, SLG: 0.326										1	0	0	0	0	1	0									
Inning Stats	R: 0 E: 0 K: 0 S: 13	H: 1 LOB: 1 BB: 0 P: 16	R: 0 E: 0 K: 0 S: 5	H: 0 LOB: 0 BB: 0 P: 8	R: 0 E: 0 K: 1 S: 12	H: 1 LOB: 1 BB: 0 P: 16	R: 0 E: 0 K: 1 S: 6	H: 0 LOB: 0 BB: 0 P: 10	R: 2 E: 0 K: 1 S: 18	H: 2 LOB: 2 BB: 2 P: 29	R: 1 E: 1 K: 0 S: 7	H: 1 LOB: 0 BB: 0 P: 10	R: 0 E: 0 K: 0 S: 7	H: 0 LOB: 0 BB: 0 P: 9	R: 0 E: 0 K: 0 S: 10	H: 2 LOB: 2 BB: 0 P: 14	R: 0 E: 0 K: 1 S: 6	H: 0 LOB: 0 BB: 0 P: 8	1B: 6 2B: 0 3B: 1 HR: 0	SF: 1 SAC: 0 DP: 0 HBP: 0	WP: 2 PB: 0 SB: 0 CS: 0	PA: 36			
PITCHER	IP	WLS	BF	H	R	ER	SO	BB	IBB	HBP	BLK	WP	HR	S	P	ERA	WHIP								
Josh Hancock, R ERA: 5.09	8.0	W	33	7	3	2	3	2	0	0	0	0	0	78	112	2.25	1.125								
Joe Valentine, R ERA: 5.6	1.0		3	0	0	0	1	0	0	0	0	0	0	6	8	0.00	0.000								



Batter	1	2	3	4	5	6	7	8	9	10	11	12	AB	R	H	RBI	BB	SO	LOB	TOP						
Felipe Lopez, S OBP: 0.326, SLG: 0.427	F8		F8			G5-3		K		K		F8	6	0	1	0	0	2	2							
Juan Castro, R OBP: 0.281, SLG: 0.372	F9		F8			K		P4				K	6	0	1	0	0	2	3							
Sean Casey, L OBP: 0.388, SLG: 0.547	G4-3									G4-3		G6-4-3	5	0	1	0	0	0	1							
Adam Dunn, L OBP: 0.389, SLG: 0.567		HR				G3		F8		K		K	5	1	1	1	0	2	1							
D'Angelo Jimenez, S OBP: 0.366, SLG: 0.397		G5-3				L4						HR	4	2	2	0	1	0	0							
Austin Kearns, R OBP: 0.332, SLG: 0.418												HR	4	1	2	3	1	1	0							
Jason Ligon, R Mike Mathews, L Jose Alvarez, S Jesse White, L Todd Walker, L Ben Grieve, L Ben Zobler, R Jon Lester, R Joe Valentine, R	G5-3											G6-3	5	0	1	0	0	3	3							
AB 44 R 4 H 9 RBI 4 BB 3 SO 13 LOB 14																										
Darren Bragg, L OBP: 0.263, SLG: 0.318												F8	2	0	0	0	0	0	0							
Luke Hudson, R OBP: 0.167, SLG: 0.125													2	0	0	0	0	0	0							
Javier Valentin, S OBP: 0.294, SLG: 0.379													2	0	0	0	1	1	0							
Inning Stats	R: 0 E: 0 K: 9 S: 9	H: 0 LOB: 0 BB: 11	R: 1 E: 0 K: 1 S: 19	H: 1 LOB: 0 BB: 0 P: 25	R: 0 E: 0 K: 1 S: 11	H: 1 LOB: 1 BB: 0 P: 13	R: 0 E: 0 K: 0 S: 8	H: 0 LOB: 0 BB: 0 P: 12	R: 0 E: 0 K: 0 S: 7	H: 0 LOB: 0 BB: 0 P: 9	R: 0 E: 0 K: 1 S: 11	H: 2 LOB: 3 BB: 1 P: 17	R: 0 E: 0 K: 1 S: 6	H: 0 LOB: 0 BB: 0 P: 10	R: 1 E: 0 K: 2 S: 12	H: 2 LOB: 1 BB: 0 P: 12	R: 0 E: 0 K: 3 S: 9	H: 0 LOB: 0 BB: 0 P: 14	R: 0 E: 0 K: 1 S: 9	H: 1 LOB: 0 BB: 0 P: 11	R: 2 E: 0 K: 1 S: 18	H: 2 LOB: 2 BB: 2 P: 32	1B: 5 2B: 1 3B: 1 HR: 2	SF: 0 SAC: 0 DP: 1 HBP: 0	WP: 0 PB: 0 SB: 0 CS: 0	PA: 47
PITCHER	IP	WLS	BF	H	R	ER	SO	BB	IBB	HBP	BLK	WP	HR	S	P	ERA	WHIP									
Glendon Rusch, L ERA: 3.48	(1, 1)		24	4	1	1	3	4	0	0	0	0	0	69	97	1.42	0.789									
46 Ryan Dempster, R ERA: 4.0	(7, 1)	0.1	1	0	0	0	1	0	0	0	0	0	0	3	3	0.00	0.000									
Mike Remlinger, L ERA: 3.12	(7, 1)	1.1	4	0	0	0	2	0	0	0	0	0	0	9	13	0.00	0.000									
LaTroy Hawkins, R ERA: 2.67	(9, 1)	1.0	B	5	2	1	1	2	0	0	0	0	0	12	12	9.00	2.000									
Kyle Farnsworth, R ERA: 4.55	(10, 1)	2.0	6	1	0	0	4	0	0	0	0	0	0	18	25	0.00	0.500									
PITCHER	IP	WLS	BF	H	R	ER	SO	BB	IBB	HBP	BLK	WP	HR	S	P	ERA	WHIP									
Jon Leicester, R ERA: 4.05	(12, 1)	0.1	L	5	2	2	0	0	0	0	0	0	0	7	9	0.00	0.000									
43 Michael Wuerz, R ERA: 4.55	(12, 1)	0.2	2	0	0	0	1	0	0	0	0	0	0	7	9	0.00	0.000									

Cincinnati Reds @ Chicago Cubs
Wrigley Field, Chicago, IL
Wed Sep 29 2004, 1:20 PM CDT
Att. 38,190 - Sunny - 63 F

AB 44
R 4
H 9
RBI 4
BB 3
SO 13
LOB 14



Batter	1	2	3	4	5	6	7	8	9	10	11	12	AB	R	H	RBI	BB	SO	LOB	BOTTOM						
Corey Patterson, L OBP: 0.325, SLG: 0.460	K		K			B1				K		K	5	1	1	0	1	3	0							
Nomar Garciaparra, R OBP: 0.371, SLG: 0.493	F8		F8										3	0	1	0	3	0	1							
Moises Alou, R OBP: 0.357, SLG: 0.547	F8												4	0	1	1	1	0	3							
16 Aramis Ramirez, R OBP: 0.373, SLG: 0.579	P4												5	0	1	0	1	0	6							
25 Derrek Lee, R OBP: 0.355, SLG: 0.512													5	0	0	0	0	1	2							
Sammy Sosa, R OBP: 0.327, SLG: 0.504													4	0	2	0	1	0	3							
Mark Grudzielanek, R OBP: 0.341, SLG: 0.417													3	0	0	0	0	1	2							
Mike Remlinger, L ERA: 3.48													0	0	0	0	0	0	0							
Todd Walker, L OBP: 0.357, SLG: 0.477													1	0	0	0	0	0	0							
LaTroy Hawkins, R ERA: 2.67													0	0	0	0	0	0	0							
Neftali Feliz, S OBP: 0.297, SLG: 0.337													0	0	0	0	0	0	0							
Michael Barrett, R OBP: 0.343, SLG: 0.499													5	0	0	0	0	0	3							
Glendon Rusch, L ERA: 3.48	(1, 1)												2	1	1	1	0	0	0							
46 Ryan Dempster, R ERA: 4.0	(7, 1)	0.0	2	2	1	1	0	0	0	0	0	0	2	1	1	0	0	0	0							
Jose Alvarez, S OBP: 0.296, SLG: 0.376	(10, 1)	2.0	6	0	0	0	0	1	0	0	0	0	0	0	0	0	0	0	0							
Ben Grieve, L OBP: 0.341, SLG: 0.417	(11, 1)	1.0	3	0	0	0	1	0	0	0	0	0	1	0	0	0	0	0	1							
Ben Zobler, R OBP: 0.343, SLG: 0.499	(12, 1)	1.0	4	0	0	0	0	1	0	0	0	0	0	0	0	0	0	0	0							
Inning Stats	R: 0 E: 0 K: 1 S: 9	H: 1 LOB: 1 BB: 0	R: 0 E: 0 K: 0 S: 7	H: 1 LOB: 1 BB: 0 P: 12	R: 1 E: 0 K: 1 S: 18	H: 1 LOB: 3 BB: 2 P: 38	R: 0 E: 0 K: 1 S: 7	H: 0 LOB: 0 BB: 0 P: 10	R: 0 E: 0 K: 0 S: 5	H: 1 LOB: 1 BB: 1 P: 12	R: 0 E: 0 K: 0 S: 10	H: 0 LOB: 1 BB: 1 P: 20	R: 1 E: 0 K: 0 S: 11	H: 2 LOB: 1 BB: 1 P: 18	R: 0 E: 0 K: 0 S: 5	H: 0 LOB: 0 BB: 0 P: 16	R: 0 E: 0 K: 1 S: 14	H: 0 LOB: 0 BB: 0 P: 14	R: 0 E: 0 K: 0 S: 9	H: 1 LOB: 1 BB: 0 P: 8	R: 1 E: 1 K: 4 S: 13	H: 1 LOB: 1 BB: 1 P: 21	1B: 6 2B: 1 3B: 0 HR: 1	SF: 1 SAC: 1 DP: 3 HBP: 1	WP: 0 PB: 0 SB: 0 CS: 0	PA: 50
PITCHER	IP	WLS	BF	H	R	ER	SO	BB	IBB	HBP	BLK	WP	HR	S	P	ERA	WHIP									
Luke Hudson, R ERA: 3.48	(1, 1)	6.0	26	4	1	1	3	4	0	0	0	0	0	56	106	1.50	1.333									
Mike Matthews, L ERA: 6.52	(7, 1)	0.0	2	2	1	1	0	0	0	0	0	0	0	4	7											
Jose Acevedo, R ERA: 7.06	(7, 1)	2.0	6	0	0	0	0	1	0	0	0	0	0	12	18	0.00	0.500									
Gabe White, L ERA: 7.06	(9, 1)	1.0	3	0	0	0	1	0	0	0	0	0	0	14	16	0.00	0.000									
Todd Van Poppel, R ERA: 6.12	(10, 1)	1.0	4	0	0	0	0	1	0	0	0	0	0	9	16	0.00	1.000									
PITCHER	IP	WLS	BF	H	R	ER	SO	BB	IBB	HBP	BLK	WP	HR	S	P	ERA	WHIP									
John Riedling, R ERA: 5.28	(11, 1)	1.0	W	4	1	0	0	0	0	0	0	0	0	6	8	0.00	1.000									
Joe Valentine, R ERA: 5.4	(12, 1)	1.0	S	5	1	1	0	1	1	0	0	1	0	0	13	21	0.00	2.000								

Cincinnati Reds @ Chicago Cubs
Wrigley Field, Chicago, IL
Wed Sep 29 2004, 1:20 PM CDT
Att. 38,190 - Sunny - 63 F

AB 40
R 3
H 8
RBI 2
BB 7
SO 5
LOB 21



Batter	1	2	3	4	5	6	7	8	9	10	11	12	AB	R	H	RBI	BB	SO	LOB	TOP		
Felipe Lopez, S OBP: 0.324, SLG: 0.421	0-3 K		1-3 K			1-3 K			4-2 G4-3 SH1-4 BB		3-3 K		4 0 0 0 1 4 0									
D'Angelo Jimenez, S OBP: 0.364, SLG: 0.394	1-1 G3-1			0-0 F8		3-3 K			0-0 SH1-4		3-2 L9		4 0 0 0 0 1 0									
Sean Casey, L OBP: 0.385, SLG: 0.542	2-3 K			1-0 G4-3			0-1 P5		0-0 G4-3		0-2 G6-3		5 0 0 0 0 1 1									
Adam Dunn, L OBP: 0.387, SLG: 0.564		2-3 K		1-3 K			2-3 K		1-2 G4-3			0-0 G6-3 2B	5 1 1 0 0 3 1									
Austin Kearns, R OBP: 0.333, SLG: 0.442		2-2 3B			2-3 K		2-1 HR			2-3 K		1-3 K	5 1 2 1 0 3 1									
Darren Bragg, L OBP: 0.260, SLG: 0.300		1-3 K			1-2 L6		0-3 K		2-2 L7		1-2 G6-3		5 0 0 0 0 2 2									
Jason LaRue, R OBP: 0.336, SLG: 0.438		2-3 K			0-0 1B		0-3 K		2-0 S 1B		2-1 S 2B		4 0 2 0 0 2 1									
6 Ryan Freel, R OBP: 0.375, SLG: 0.368												0-1 G3-1	4 0 0 0 0 0 0									
Javier Valentin, S OBP: 0.297, SLG: 0.387												1-3 G3-1	1 0 1 1 0 0 0									
Anderson Machado, S OBP: 0.410, SLG: 0.431			2-3 K			0-3 K		0-1 B5-3		1-2 BB			4 0 0 0 0 1 2 2									
39 Aaron Harang, R OBP: 0.320, SLG: 0.358			1-2 G6-3			0-3 K		0-0 G4-3		3-2 G1-3			2 0 0 0 0 0 1 0									
John Riedling, R OBP: 0.351, SLG: 0.345													1 0 0 0 0 0 0 0									
Gabe White, L OBP: 0.310, SLG: 0.412													0 0 0 0 0 0 0 0									
Barry Larkin, R OBP: 0.310, SLG: 0.412													1 0 0 0 0 0 0 2									
Jose Acevedo, R OBP: 0.287, SLG: 0.347													0 0 0 0 0 0 0 0									
Juan Padilla, R OBP: 0.297, SLG: 0.387													0 0 0 0 0 0 0 0									
Inning Stats	R: 0 E: 0 K: 2 S: 8	H: 0 LOB: 0 BB: 0 P: 11	R: 0 E: 0 K: 3 S: 13	H: 1 LOB: 1 BB: 0 P: 20	R: 0 E: 0 K: 2 S: 10	H: 0 LOB: 0 BB: 0 P: 14	R: 0 E: 0 K: 1 S: 5	H: 1 LOB: 1 BB: 0 P: 15	R: 0 E: 0 K: 3 S: 9	H: 0 LOB: 0 BB: 0 P: 13	R: 1 E: 0 K: 2 S: 10	H: 1 LOB: 0 BB: 0 P: 14	R: 0 E: 0 K: 1 S: 6	H: 0 LOB: 1 BB: 1 P: 13	R: 0 E: 0 K: 1 S: 10	H: 0 LOB: 2 BB: 1 P: 16	R: 0 E: 0 K: 1 S: 11	H: 2 LOB: 1 BB: 0 P: 15	1B: 3 2B: 1 3B: 1 HR: 1	SF: 0 SAC: 1 DP: 0 HBP: 0	WP: 0 PB: 0 SB: 2 CS: 0	PA: 44
PITCHER	IP WLS BF H R ER SO BB IBB HBP BLK WP HR S P ERA WHIP	22 Mark Prior, R ERA: 4.02	46 Ryan Dempster, R ERA: 3.79	Mike Reminger, L ERA: 3.28	Kyle Farnsworth, R ERA: 4.48	PITCHER	IP WLS BF H R ER SO BB IBB HBP BLK WP HR S P ERA WHIP	22 Mark Prior, R ERA: 4.02	46 Ryan Dempster, R ERA: 3.79	Mike Reminger, L ERA: 3.28	Kyle Farnsworth, R ERA: 4.48											

Cincinnati Reds @ Chicago Cubs
Wrigley Field, Chicago, IL

Thu Sep 30 2004, 1:20 PM CDT
Att. 38,281 - Sunny - 67 F

AB 41
R 2
H 6
RBI 2
BB 2
SO 19
LOB 10



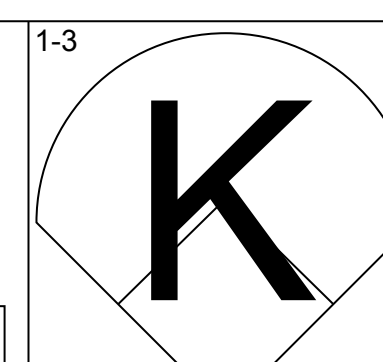
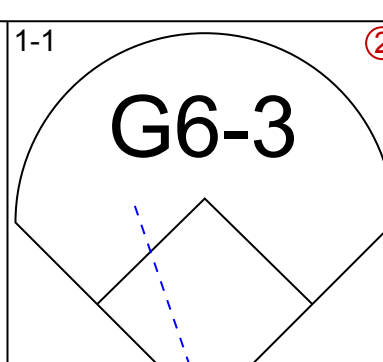
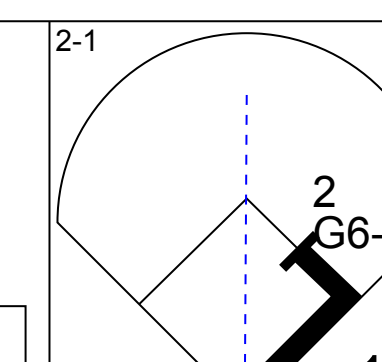
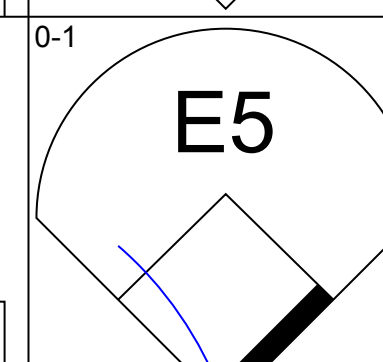
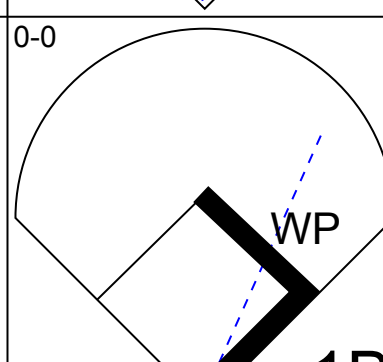
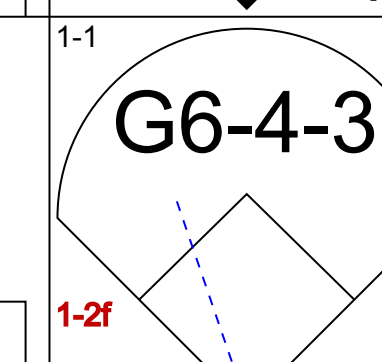
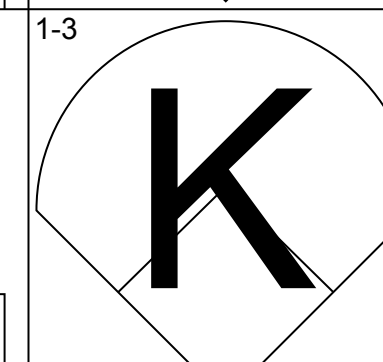
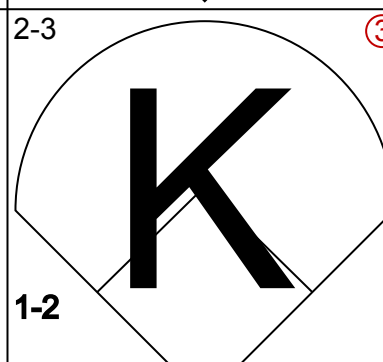
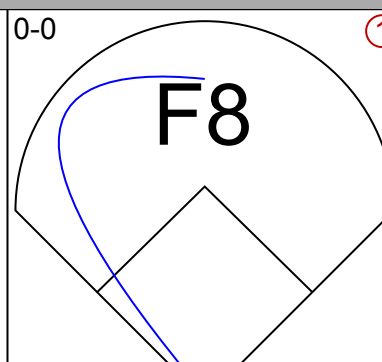
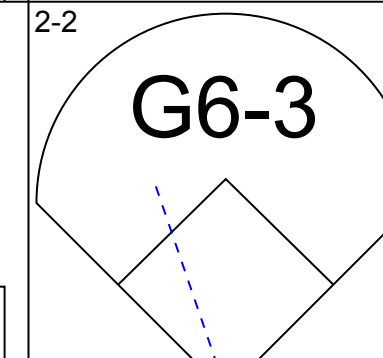

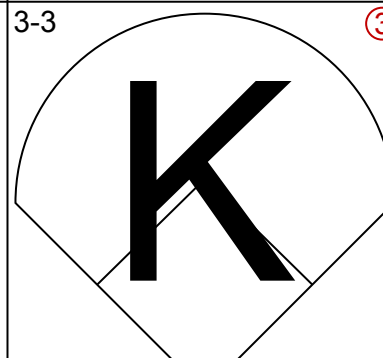
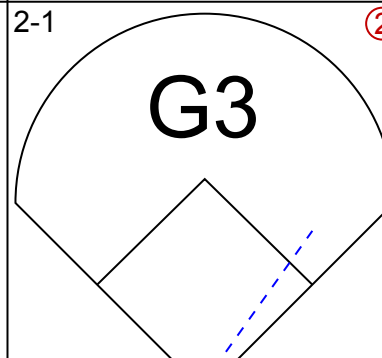
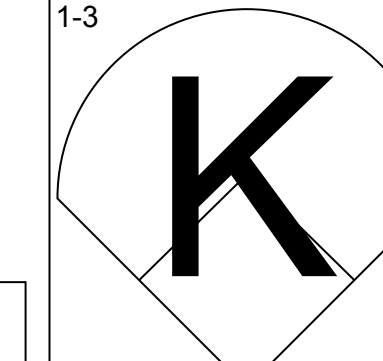
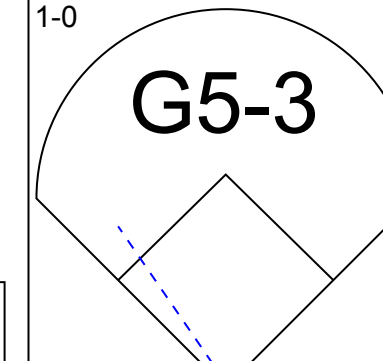
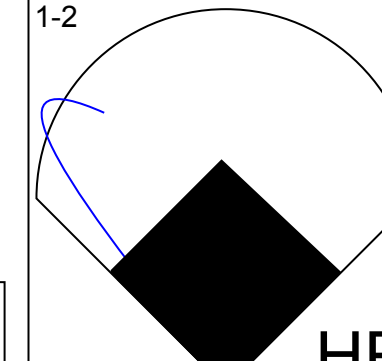
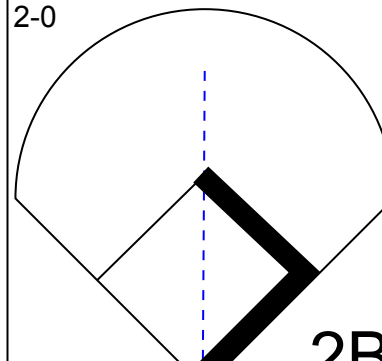

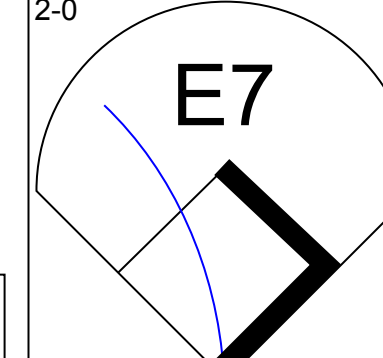
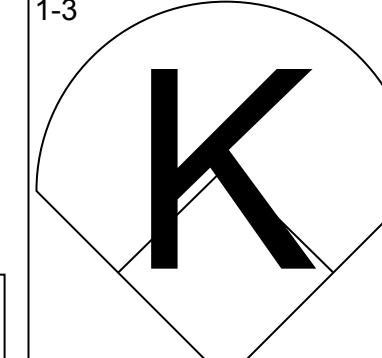
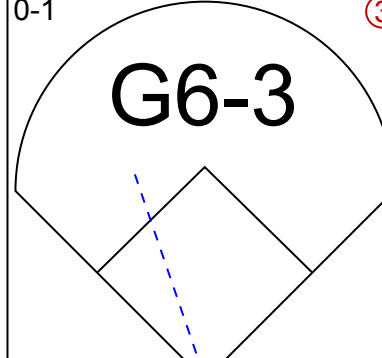
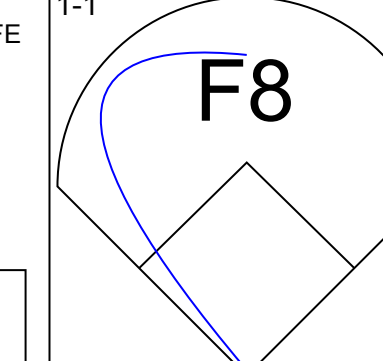
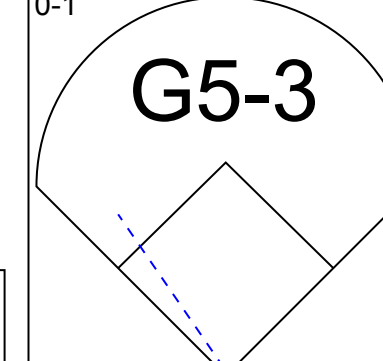
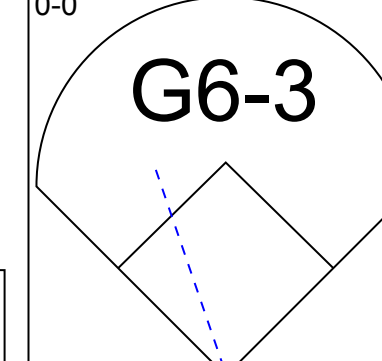
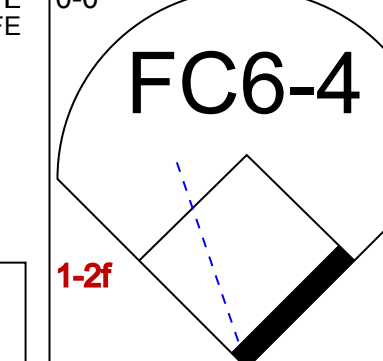
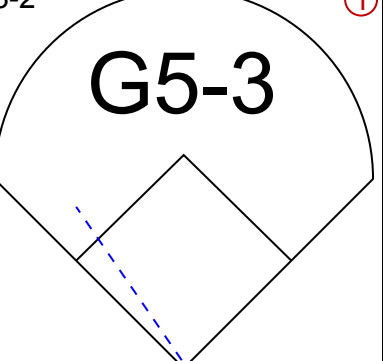
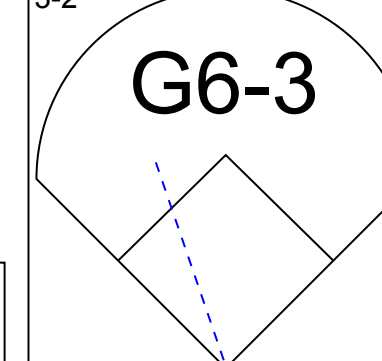
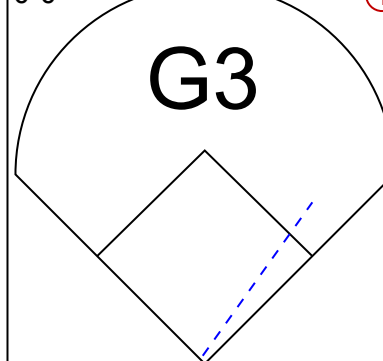
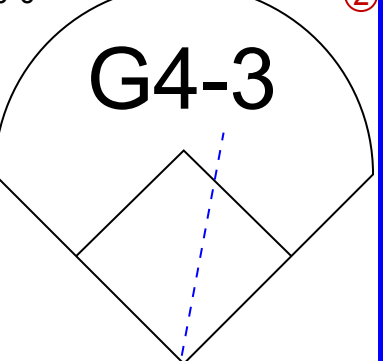
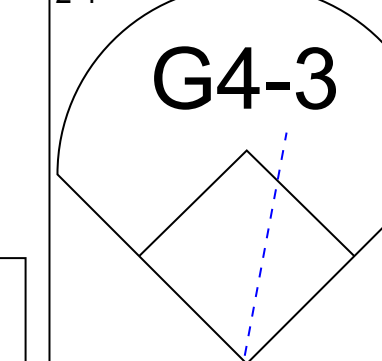
Batter	1	2	3	4	5	6	7	8	9	10	11	12	AB	R	H	RBI	BB	SO	LOB	BOTTOM				
Corey Patterson, L OBP: 0.322, SLG: 0.456	2-1 P5		3-2 P4		0-1 G3		1-0 G4-3			1-1 L3		1-3 K	6 0 0 0 0 1 1											
Nomar Garciaparra, R OBP: 0.366, SLG: 0.485	2-0 F9		2-2 P6		1-1 G5-3		1-1 G5-3		1-2 G4-3		1-1 SH5-3		5 0 0 0 0 0 0											
16 Aramis Ramirez, R OBP: 0.373, SLG: 0.575	1-3 K		2-2 F9		2-0 G6-3		4-0 BB				0-0 L9		4 0 0 0 2 1 0											
Moises Alou, R OBP: 0.397, SLG: 0.545		2-0 L5		3-2 BB 1B		1-0 G5-3		2-2 L8		0-0 FC5-4 1B		1-0 F8	6 0 2 0 0 0 3											
Sammy Sosa, R OBP: 0.330, SLG: 0.511		2-1 FC4-6 1B		4-1 BB BB		1-2 HR		2-1 F8		2-1 FC5-4 1B			4 1 2 1 1 0 2											
Todd Walker, L OBP: 0.355, SLG: 0.473			1-1 FC4-6 25 1B		1-1 P4		1-0 F8		2-2 F9		1-1 FC5-4 25 1B		3 0 0 0 0 0 3											
Mark Grudzielanek, R OBP: 0.342, SLG: 0.416													2 0 1 0 0 0 0											
25 Derrek Lee, R OBP: 0.355, SLG: 0.510		2-0 BB 1B		2-2 P4		0-0 L7			1-2 P3		4-2 BB		4 0 1 0 1 0 2											
Paul Bako, L OBP: 0.283, SLG: 0.274		4-2 BB		4-2 FC4-6 22 BB		0-0 L7			0-0 G6-3		0-3 K		1 0 0 0 2 0 0											
Michael Barrett, R OBP: 0.341, SLG: 0.497		1-2 BB		1-2 2-3 BB		1-3 K							2 0 0 0 0 1 3											
22 Mark Prior, R ERA: 4.02													3 0 0 0 0 0 2 6											
46 Ryan Dempster, R ERA: 3.79													1 0 0 0 0 0 0 0											
Tom Gooden, L OBP: 0.310, SLG: 0.412													0 0 0 0 0 0 0 0											
Jose Acevedo, R OBP: 0.287, SLG: 0.347													0 0 0 0 0 0 0 0											
Kyle Farnsworth, R ERA: 4.48													1 0 1 0 0 0 0											
Inning Stats	R: 0 E: 0 K: 1 S: 6	H: 0 LOB: 0 BB: 0 P: 11	R: 0 E: 0 K: 1 S: 13	H: 2 LOB: 3 BB: 1 P: 25	R: 0 E: 0 K: 0 S: 11	H: 0 LOB: 0 BB: 0 P: 18	R: 0 E: 0 K: 0 S: 13	H: 1 LOB: 3 BB: 2 P: 27	R: 0 E: 0 K: 0 S: 6	H: 0 LOB: 0 BB: 0 P: 8	R: 1 E: 0 K: 1 S: 9	H: 1 LOB: 1 BB: 1 P: 17	R: 0 E: 0 K: 0 S: 7	H: 0 LOB: 0 BB: 0 P: 10	R: 0 E: 0 K: 1 S: 9	H: 0 LOB: 3 BB: 1 P: 11	R: 0 E: 0 K: 1 S: 12	H: 2 LOB: 3 BB: 1 P: 19	R: 0 E: 0 K: 1 S: 10	H: 1 LOB: 2 BB: 1 P: 17	1B: 6 2B: 0 3B: 0 HR: 1	SF: 0 SAC: 1 DP: 0 HBP: 0	WP: 0 PB: 0 SB: 0 CS: 0	PA: 49
PITCHER	IP WLS BF H R ER SO BB IBB HBP BLK WP HR S P ERA WHIP	39 Aaron Harang, R ERA: 4.88	John Riedling, R ERA: 5.21	Gabe White, L ERA: 5.94	Jose Acevedo, R ERA: 6.01	Juan Padilla, R ERA: 7.66	PITCHER	IP WLS BF H R ER SO BB IBB HBP BLK WP HR S P ERA WHIP	39 Aaron Harang, R ERA: 4.88	John Riedling, R ERA: 5.21	Gabe White, L ERA: 5.94	Jose Acevedo, R ERA: 6.01	Juan Padilla, R ERA: 7.66											

Cincinnati Reds @ Chicago Cubs
Wrigley Field, Chicago, IL

Thu Sep 30 2004, 1:20 PM CDT
Att. 38,281 - Sunny - 67 F

AB 42
R 1
H 7
RBI 1
BB 6
SO 6
LOB 20

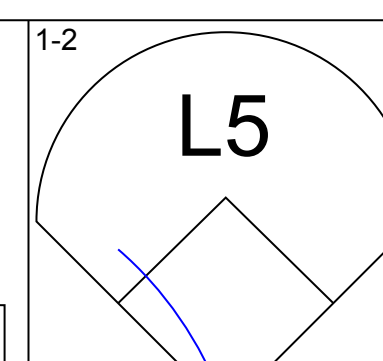
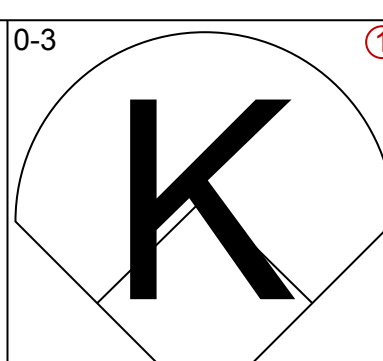
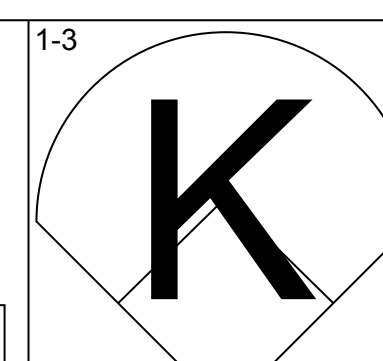
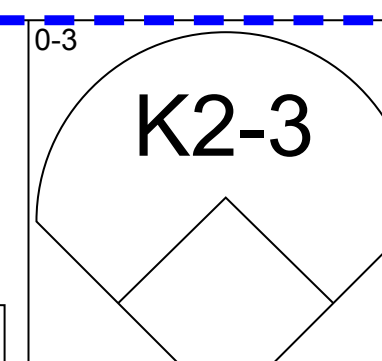
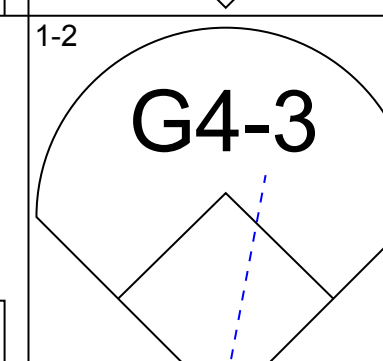
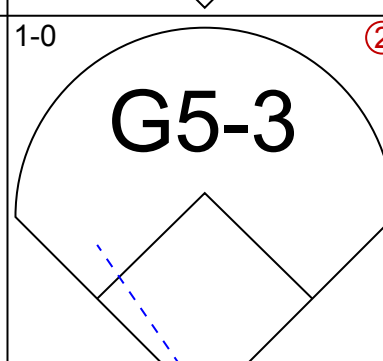
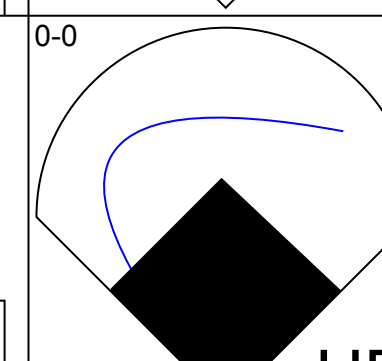
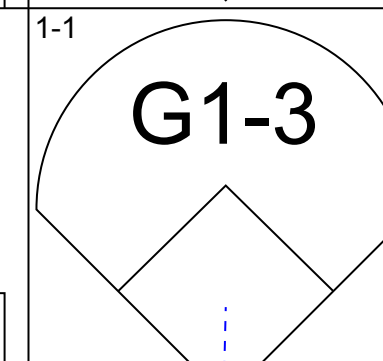
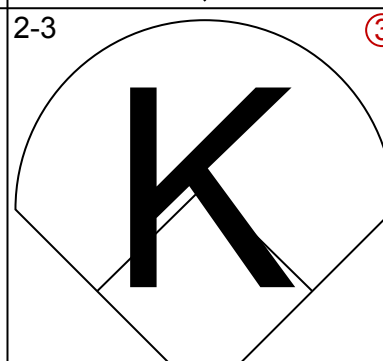
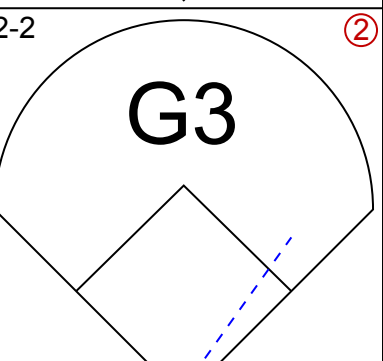
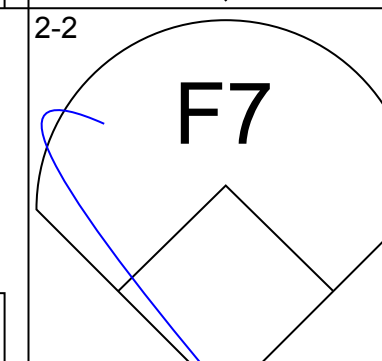
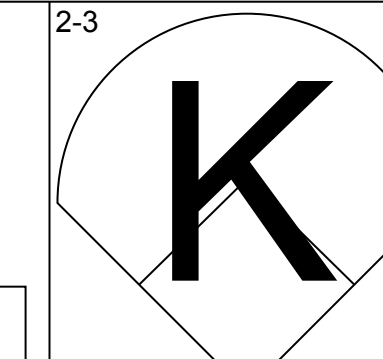
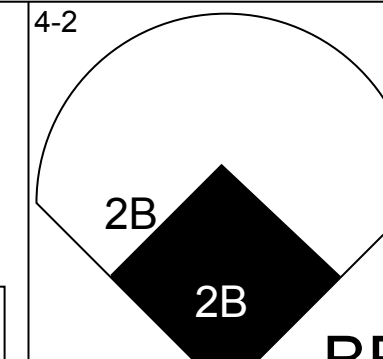

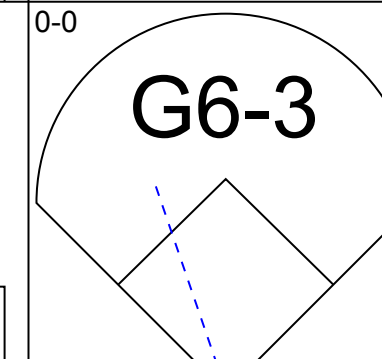
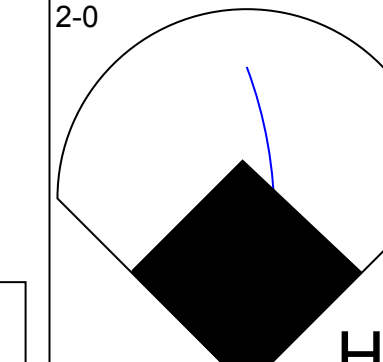
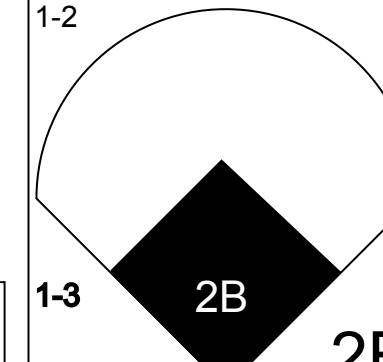
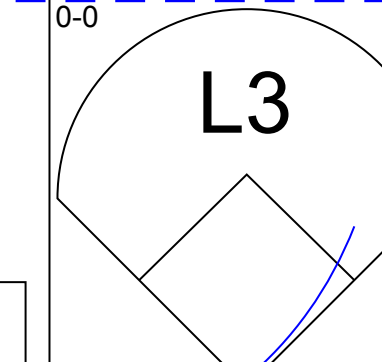
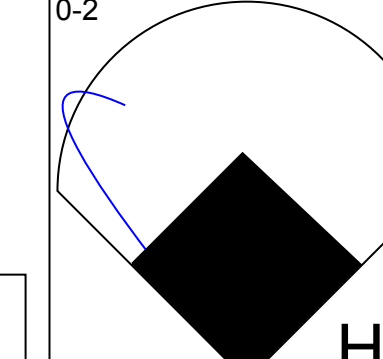
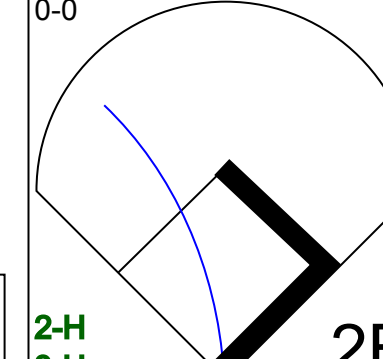
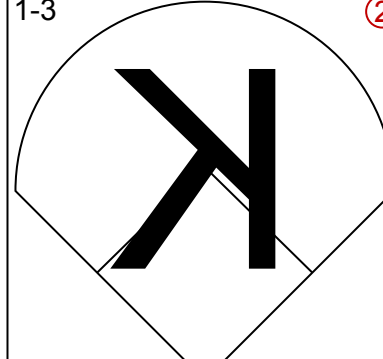
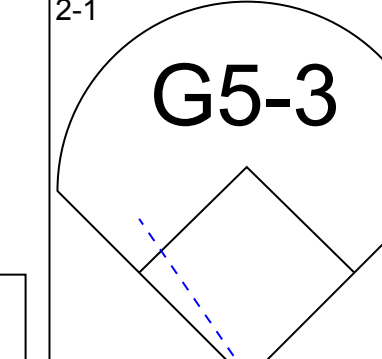
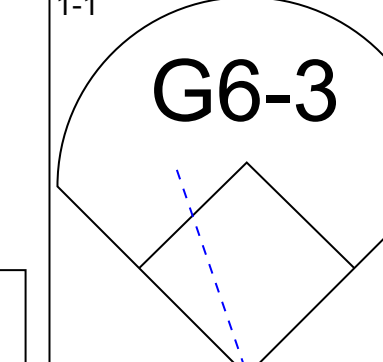
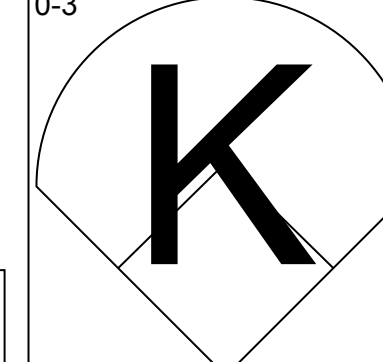
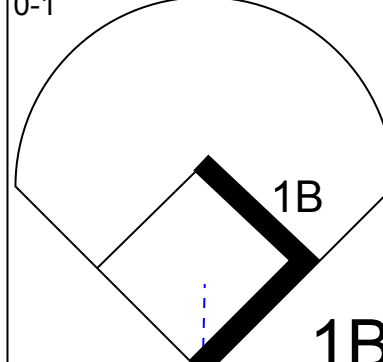
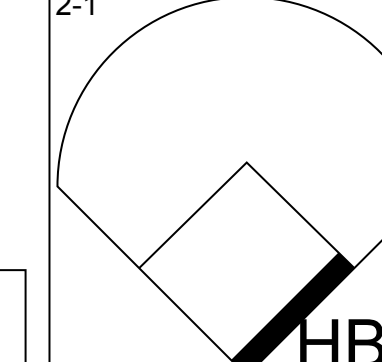
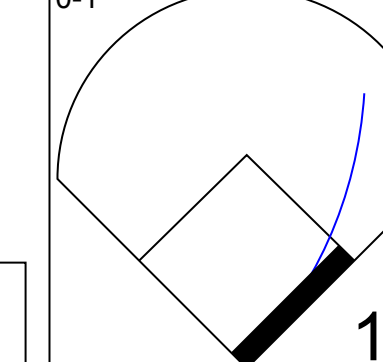
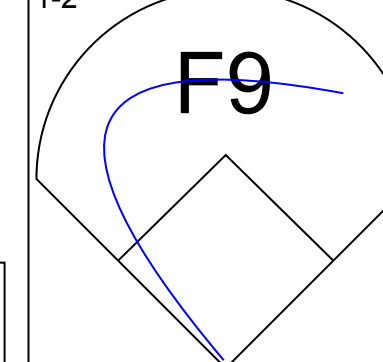
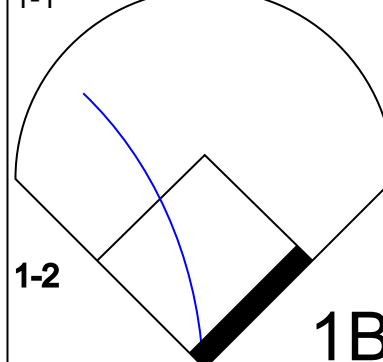
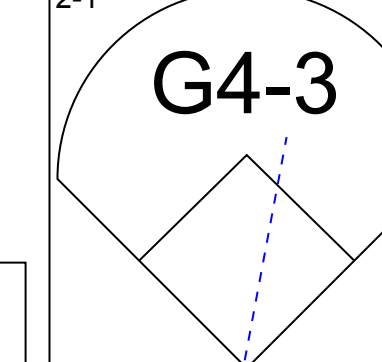
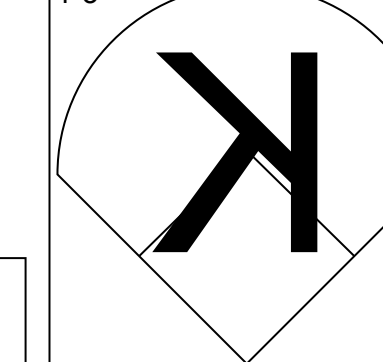
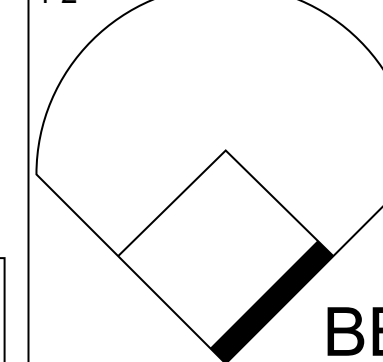
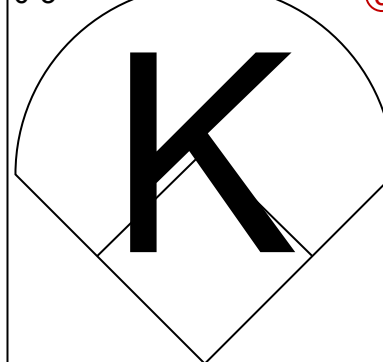


Batter	1	2	3	4	5	6	7	8	9	AB	R	H	RBI	BB	SO	LOB	TOP			
18 Jason Kendall, R OBP: 0.400, SLG: 0.389										4	0	1	0	0	1	0				
2 Jack Wilson, R OBP: 0.336, SLG: 0.458 Mark Corey, R										4	0	1	0	0	0	1				
Jason Bay, R OBP: 0.362, SLG: 0.561										4	0	0	0	0	3	2				
Rob Mackowiak, L OBP: 0.320, SLG: 0.420										4	0	0	0	0	1	1				
Craig Wilson, R OBP: 0.354, SLG: 0.499										4	1	2	1	0	1	0				
Tike Redman, L OBP: 0.309, SLG: 0.370										4	0	1	0	0	1	1				
Ty Wigginton, R OBP: 0.323, SLG: 0.433										3	0	0	0	0	0	2				
12 Freddy Sanchez, R OBP: 0.188, SLG: 0.188										3	0	0	0	0	0	1				
Dave Williams, L ERA: 4.36 34 John Grabow, L Frank Brooks, L Bobby Hill, S										1	0	0	0	0	0	0				
Inning Stats	R: 0 E: 1 K: 2 S: 11	H: 0 LOB: 1 BB: 0 P: 15	R: 0 E: 0 K: 1 S: 9	H: 1 LOB: 1 BB: 0 P: 13	R: 0 E: 0 K: 1 S: 7	H: 1 LOB: 1 BB: 0 P: 10	R: 0 E: 1 K: 0 S: 7	H: 0 LOB: 1 BB: 0 P: 12	R: 0 E: 0 K: 0 S: 8	H: 0 LOB: 0 BB: 0 P: 13	R: 1 E: 0 K: 1 S: 10	H: 1 LOB: 0 BB: 0 P: 15	R: 0 E: 0 K: 0 S: 6	H: 1 LOB: 0 BB: 0 P: 11	R: 0 E: 0 K: 0 S: 6	H: 1 LOB: 1 BB: 0 P: 10	1B: 3 2B: 1 3B: 0 HR: 1	SF: 0 SAC: 0 DP: 1 HBP: 0	WP: 1 PB: 0 SB: 0 CS: 0	PA: 33
PITCHER Paul Wilson, R ERA: 4.36	IP: 9.0 WLS: W BF: 33 H: 5 R: 1 ER: 1 SO: 7 BB: 0 IBB: 0 HBP: 0 BLK: 0 WP: 1 HR: 1 S: 75 P: 114 ERA: 1.00 WHIP: 0.556															PITCHER				

Pittsburgh Pirates @ Cincinnati Reds
Great American Ball Park, Cincinnati, OH
Fri Oct 01 2004, 7:10 PM EDT
Att: 26,841 - Unknown - 67 F

AB 33
R 1
H 5
RBI 1
BB 0
SO 7
LOB 8



Batter	1	2	3	4	5	6	7	8	9	AB	R	H	RBI	BB	SO	LOB	BOTTOM			
Felipe Lopez, S OBP: 0.319, SLG: 0.414										4	0	0	0	0	3	2				
Barry Larkin, R OBP: 0.349, SLG: 0.419										4	1	1	1	0	1	0				
Sean Casey, L OBP: 0.382, SLG: 0.538										4	0	0	0	0	1	0				
Austin Kearns, R OBP: 0.332, SLG: 0.435										3	1	0	0	1	2	0				
Adam Dunn, L OBP: 0.388, SLG: 0.570										4	2	2	1	0	1	0				
Juan Castro, R OBP: 0.283, SLG: 0.387										4	1	2	3	0	1	0				
Jason LaRue, R OBP: 0.337, SLG: 0.435										3	0	1	0	0	1	1				
Darren Bragg, L OBP: 0.260, SLG: 0.309										4	0	2	0	0	0	2				
Paul Wilson, R OBP: 0.143, SLG: 0.133										2	0	0	0	1	2	3				
Inning Stats	R: 0 E: 0 K: 0 S: 12	H: 0 LOB: 0 BB: 0 P: 15	R: 2 E: 0 K: 2 S: 16	H: 3 LOB: 1 BB: 0 P: 22	R: 0 E: 0 K: 2 S: 7	H: 0 LOB: 0 BB: 0 P: 10	R: 2 E: 0 K: 2 S: 20	H: 2 LOB: 2 BB: 2 P: 31	R: 0 E: 0 K: 2 S: 9	H: 0 LOB: 0 BB: 0 P: 14	R: 0 E: 0 K: 3 S: 14	H: 2 LOB: 2 BB: 0 P: 16	R: 1 E: 0 K: 1 S: 13	H: 1 LOB: 0 BB: 0 P: 15	R: 0 E: 0 K: 0 S: 6	H: 0 LOB: 1 BB: 0 P: 12	1B: 3 2B: 2 3B: 0 HR: 3	SF: 0 SAC: 0 DP: 0 HBP: 1	WP: 0 PB: 0 SB: 0 CS: 0	PA: 35
PITCHER Dave Williams, L ERA: 4.42 34 John Grabow, L Frank Brooks, L Mark Corey, R	IP: 4.0 WLS: L BF: 19 H: 4 R: 4 ER: 4 SO: 6 BB: 2 IBB: 0 HBP: 0 BLK: 0 WP: 0 HR: 2 S: 55 P: 78 ERA: 9.00 WHIP: 1.750															PITCHER				

Pittsburgh Pirates @ Cincinnati Reds
Great American Ball Park, Cincinnati, OH
Fri Oct 01 2004, 7:10 PM EDT
Att: 26,841 - Unknown - 67 F


AB 32
R 5
H 8
RBI 5
BB 2
SO 12
LOB 8



Batter	1	2	3	4	5	6	7	8	9	AB	R	H	RBI	BB	SO	LOB	TOP										
18 Jason Kendall, R OBP: 0.401, SLG: 0.393	F8		1B		1B		2B		P3	5	0	3	0	0	0	0	Pittsburgh Pirates @ Cincinnati Reds Great American Ball Park, Cincinnati, OH Sat Oct 02 2004, 1:15 PM EDT Att: 26,128 - Unknown - 58 F										
12 Freddy Sanchez, R ABraham Nunez, S OBP: 0.158, SLG: 0.158 OBP: 0.275, SLG: 0.319	K		SH5-3		G4-3		G1-3		G3	3	0	0	0	0	1	2											
Jason Bay, R OBP: 0.359, SLG: 0.554	G6-3		G6-3		L5		F9		G5-3	5	0	0	0	0	0	3											
Daryle Ward, L Michael Gonzalez, R OBP: 0.306, SLG: 0.476 OBP: 1.000, SLG: 2.000		P2			P2		G4-3			3	0	0	0	1	0	2											
16 Salomon Torres, R Jose Mesa, R OBP: 0.500, SLG: 1.000										0	0	0	0	0	0	0											
Craig Wilson, R OBP: 0.353, SLG: 0.497										4	1	1	0	0	1	2											
Tike Redman, L OBP: 0.311, SLG: 0.371										4	0	2	0	0	0	1											
Ty Wigginton, R OBP: 0.324, SLG: 0.433										3	1	1	0	1	1	2											
Jose Castillo, R OBP: 0.296, SLG: 0.359										2	1	1	2	2	0	1											
Josh Fogg, R Rob Mackowiak, L Tony Alvarez, R OBP: 0.075, SLG: 0.094 OBP: 0.320, SLG: 0.420 OBP: 0.286, SLG: 0.351										3	0	0	0	0	0	3											
										0	0	0	0	0	0	0											
										1	0	0	0	0	0	2											
Inning Stats	R: 0 E: 0 K: 1 S: 11	H: 0 LOB: 0 BB: 0 P: 16	R: 3 E: 1 K: 0 S: 10	H: 3 LOB: 0 BB: 0 P: 14	R: 0 E: 0 K: 0 S: 8	H: 1 LOB: 2 BB: 1 P: 15	R: 0 E: 0 K: 0 S: 7	H: 0 LOB: 1 BB: 1 P: 13	R: 0 E: 0 K: 1 S: 9	H: 1 LOB: 1 BB: 0 P: 10	R: 0 E: 0 K: 0 S: 9	H: 1 LOB: 1 BB: 0 P: 17	R: 0 E: 0 K: 0 S: 9	H: 1 LOB: 1 BB: 0 P: 13	R: 0 E: 0 K: 1 S: 7	H: 1 LOB: 2 BB: 1 P: 14		R: 0 E: 0 K: 0 S: 6	H: 0 LOB: 0 BB: 0 P: 10	1B: 6 2B: 1 3B: 0 HR: 1	SF: 0 SAC: 1 DP: 0 HBP: 0	WP: 2 PB: 0 SB: 2 CS: 0	PA: 39				
PITCHER	IP	WLS	BF	H	R	ER	SO	BB	IBB	HBP	BLK	WP	HR	S	P	ERA	WHIP										
Todd Van Poppel, R ERA: 6.09	5.0	L	22	5	3	3	1	2	0	0	0	0	1	45	68	5.40	1.400										
Mike Matthews, L ERA: 6.3	1.0		5	1	0	0	1	0	1	0	0	1	0	9	17	0.00	1.000										
John Riedling, R ERA: 5.1	1.2		8	2	0	0	1	1	0	0	0	1	0	14	25	0.00	1.800										
Phil Norton, L ERA: 5.07	0.1		1	0	0	0	0	0	0	0	0	0	0	2	2	0.00	0.000										
Jose Acevedo, R ERA: 5.97	1.0		3	0	0	0	0	0	0	0	0	0	0	6	10	0.00	0.000										

Batter	1	2	3	4	5	6	7	8	9	AB	R	H	RBI	BB	SO	LOB	BOTTOM										
Felipe Lopez, S OBP: 0.315, SLG: 0.408	K		F9							4	0	0	0	0	1	3	Pittsburgh Pirates @ Cincinnati Reds Great American Ball Park, Cincinnati, OH Sat Oct 02 2004, 1:15 PM EDT Att: 26,128 - Unknown - 58 F										
Juan Castro, R OBP: 0.280, SLG: 0.382	G4-3		G4-3							4	0	0	0	0	0	3											
Sean Casey, L OBP: 0.380, SLG: 0.534	F7									4	0	0	0	0	0	0											
Austin Kearns, R OBP: 0.326, SLG: 0.427										4	0	0	0	0	1	0											
Adam Dunn, L OBP: 0.387, SLG: 0.568										4	0	1	0	0	2	0											
Darren Bragg, L OBP: 0.289, SLG: 0.367										4	1	2	1	0	1	1											
Javier Valentin, S OBP: 0.293, SLG: 0.381										3	0	0	0	0	1	1											
Anderson Machado, S OBP: 0.391, SLG: 0.407										3	0	0	0	0	1	0											
Todd Van Poppel, R Jacob Cruz, L Mike Matthews, L John Riedling, R Phil Norton, R Barry Larkin, R 6 Ryan Freel, R Jose Acevedo, R OBP: 0.222, SLG: 0.176 OBP: 0.319, SLG: 0.342 OBP: 0.286, SLG: 0.368 OBP: 0.306, SLG: 0.547										1	0	1	0	0	0	0											
										1	0	0	0	0	0	0											
										0	0	0	0	0	0	0											
										0	0	0	0	0	0	0											
										0	0	0	0	0	0	0											
										0	0	0	0	0	0	0											
										0	0	0	0	0	0	0											
										0	0	0	0	0	0	0											
										0	0	0	0	0	0	0											
Inning Stats	R: 0 E: 0 K: 1 S: 5	H: 0 LOB: 0 BB: 0 P: 8	R: 0 E: 0 K: 1 S: 10	H: 1 LOB: 0 BB: 0 P: 14	R: 0 E: 0 K: 1 S: 11	H: 1 LOB: 1 BB: 0 P: 18	R: 0 E: 0 K: 1 S: 7	H: 0 LOB: 0 BB: 0 P: 11	R: 1 E: 0 K: 0 S: 8	H: 1 LOB: 0 BB: 0 P: 14	R: 0 E: 0 K: 0 S: 7	H: 0 LOB: 0 BB: 0 P: 11	R: 0 E: 0 K: 2 S: 9	H: 0 LOB: 0 BB: 0 P: 10	R: 0 E: 1 K: 1 S: 10	H: 1 LOB: 2 BB: 0 P: 14	R: 0 E: 0 K: 0 S: 6	H: 1 LOB: 1 BB: 0 P: 9	1B: 3 2B: 0 3B: 1 HR: 1	SF: 0 SAC: 0 DP: 0 HBP: 0	WP: 0 PB: 0 SB: 0 CS: 0	PA: 33					
PITCHER	IP	WLS	BF	H	R	ER	SO	BB	IBB	HBP	BLK	WP	HR	S	P	ERA	WHIP										
Josh Fogg, R ERA: 3.84	6.0		21	3	1	1	4	0	0	0	0	0	0	15	20	0.00	0.750										
16 Salomon Torres, R ERA: 2.7	0.2	H	2	0	0	0	0	0	0	0	0	0	0	4	4	0.00	0.000										
Jose Mesa, R ERA: 3.29	1.0	S	4	1	0	0	0	0	0	0	0	0	0	6	9	0.00	1.000										

AB 34
R 3
H 8
RBI 2
BB 4
SO 3
LOB 18



AB 33
R 1
H 5
RBI 1
BB 0
SO 7
LOB 8



Batter	1	2	3	4	5	6	7	8	9	AB	R	H	RBI	BB	SO	LOB	TOP							
18 Jason Kendall, R OBP: 0.399, SLG: 0.390	G6-3		F8		P3		G4-3			4	0	0	0	0	0	0	Pittsburgh Pirates @ Cincinnati Reds Great American Ball Park, Cincinnati, OH Sun Oct 03 2004, 1:15 PM EDT Att: 30,854 - Sunny - 65 F							
2 Jack Wilson, R OBP: 0.335, SLG: 0.459	F9		K2-3		G4-3		F8			4	0	1	0	0	1	0								
Jason Bay, R OBP: 0.358, SLG: 0.550	F9		1B		G5-3			F9		3	0	0	0	1	0	1								
Craig Wilson, R OBP: 0.354, SLG: 0.499	F8					G6-3		G5-3		4	0	2	0	0	0	1								
Ty Wigginton, R OBP: 0.324, SLG: 0.433		G6-3	F9			G6-3			G6-3		4	0	1	0	0	3								
Tike Redman, L OBP: 0.310, SLG: 0.374		B3			SF9		G4-3			4	1	1	0	0	0	2								
Tony Alvarez, R OBP: 0.289, SLG: 0.342					SF9					1	0	0	1	1	0	1								
Rob Mackowiak, L OBP: 0.319, SLG: 0.420		1B					G4-3			1	0	0	0	0	1	0								
Jose Castillo, R OBP: 0.298, SLG: 0.368										4	1	2	1	0	2	0								
Oliver Pérez, L OBP: 0.242, SLG: 0.190										2	0	0	0	0	1	2								
Darby Ward, L OBP: 0.305, SLG: 0.474										1	0	0	0	0	0	0								
16 Salomon Torres, R OBP: 0.500, SLG: 1.000										0	0	0	0	0	0	0								
Bobby Hill, S OBP: 0.353, SLG: 0.339										1	0	0	0	0	0	0								
Jose Mesa, R ERA: 5.22										0	0	0	0	0	0	0								
Inning Stats	R: 0 E: 0 K: 0 S: 9	H: 1 LOB: 1 BB: 0 P: 12	R: 0 E: 0 K: 1 S: 17	H: 1 LOB: 2 BB: 1 P: 26	R: 0 E: 0 K: 1 S: 9	H: 1 LOB: 0 BB: 1 P: 16	R: 1 E: 0 K: 1 S: 10	H: 1 LOB: 0 BB: 0 P: 13	R: 0 E: 0 K: 0 S: 6	H: 0 LOB: 0 BB: 0 P: 11	R: 0 E: 0 K: 0 S: 10	H: 1 LOB: 1 BB: 0 P: 15	R: 1 E: 0 K: 0 S: 10	H: 1 LOB: 0 BB: 0 P: 12	R: 0 E: 0 K: 0 S: 7	H: 1 LOB: 1 BB: 0 P: 11	R: 0 E: 0 K: 2 S: 9	H: 0 LOB: 0 BB: 0 P: 12	R: 0 E: 0 K: 0 S: 9	H: 0 LOB: 0 BB: 0 P: 12	1B: 2 2B: 3 3B: 1 HR: 1	SF: 1 SAC: 0 DP: 0 HBP: 0	WP: 0 PB: 0 SB: 0 CS: 0	PA: 36
PITCHER	IP WLS BF H R ER SO BB IBB HBP BLK WP HR S P ERA WHIP																							
Brandon Claussen, L ERA: 6.14	(1, 1) 6.0 L 25 5 1 1 3 2 0 0 0 0 0 0 61 93 1.50 1.167																							
Juan Padilla, R ERA: 7.71	(7, 1) 1.0 4 1 1 1 0 0 0 0 0 0 1 10 12 9.00 1.000																							
Jose Acevedo, R ERA: 5.94	(8, 1) 1.0 4 1 0 0 0 0 0 0 0 0 0 7 11 0.00 1.000																							
Joe Valentine, R ERA: 5.22	(9, 1) 1.0 3 0 0 0 2 0 0 0 0 0 0 9 12 0.00 0.000																							

AB	33
R	2
H	7
RBI	2
BB	2
SO	5
LOB	10



Batter	1	2	3	4	5	6	7	8	9	AB	R	H	RBI	BB	SO	LOB	BOTTOM							
Felipe Lopez, S OBP: 0.314, SLG: 0.405	G6-3		G6-4-3		K2-3			F7		4	0	1	0	0	1	0	Pittsburgh Pirates @ Cincinnati Reds Great American Ball Park, Cincinnati, OH Sun Oct 03 2004, 1:15 PM EDT Att: 30,854 - Sunny - 65 F							
Barry Larkin, R OBP: 0.352, SLG: 0.419			1B							1	0	0	0	1	0	2								
Anderson Machado, S OBP: 0.379, SLG: 0.393			G6-4-3							2	0	0	0	0	2	0								
Sean Casey, L OBP: 0.381, SLG: 0.534			F8							4	0	2	0	0	0	1								
Austin Kearns, R OBP: 0.321, SLG: 0.419	P3									4	0	0	0	0	2	3								
Adam Dunn, L OBP: 0.388, SLG: 0.569	K									3	0	1	0	1	1	2								
Jason LaRue, R OBP: 0.334, SLG: 0.431										4	0	0	0	0	3	3								
Juan Castro, R OBP: 0.277, SLG: 0.378		G6-3			P4			F8		3	0	0	0	0	0	1								
Darren Bragg, L OBP: 0.261, SLG: 0.356		G4-3								3	0	0	0	0	1	0								
Brandon Claussen, R OBP: 0.150, SLG: 0.105										2	0	1	0	0	0	0								
Juan Padilla, R ERA: 7.71	(7, 1) 1.0 4 1 1 1 0 0 0 0 0 0 1 10 12 9.00 1.000																							
Jacob Cruz, L OBP: 0.317, SLG: 0.340	(7, PH) 1.0 4 1 0 0 0 0 0 0 0 0 0 7 11 0.00 1.000																							
Jose Acevedo, R OBP: 0.106, SLG: 0.047	(8, 1) 1.0 3 0 0 0 2 0 0 0 0 0 0 9 12 0.00 0.000																							
Joe Valentine, R ERA: 5.22	(9, 1) 1.0 3 0 0 0 2 0 0 0 0 0 0 9 12 0.00 0.000																							
Inning Stats	R: 0 E: 0 K: 1 S: 14	H: 1 LOB: 2 BB: 1 P: 25	R: 0 E: 0 K: 1 S: 7	H: 0 LOB: 0 BB: 0 P: 12	R: 0 E: 0 K: 0 S: 10	H: 2 LOB: 1 BB: 0 P: 15	R: 0 E: 0 K: 2 S: 9	H: 1 LOB: 1 BB: 0 P: 14	R: 0 E: 0 K: 2 S: 13	H: 0 LOB: 0 BB: 0 P: 12	R: 0 E: 0 K: 3 S: 13	H: 1 LOB: 2 BB: 1 P: 22	R: 0 E: 0 K: 0 S: 3	H: 0 LOB: 0 BB: 0 P: 4	R: 0 E: 0 K: 1 S: 6	H: 0 LOB: 0 BB: 0 P: 8	R: 0 E: 0 K: 0 S: 6	H: 0 LOB: 0 BB: 0 P: 8	R: 0 E: 0 K: 0 S: 6	H: 0 LOB: 0 BB: 0 P: 8	1B: 4 2B: 1 3B: 0 HR: 0	SF: 0 SAC: 0 DP: 1 HBP: 0	WP: 0 PB: 0 SB: 0 CS: 0	PA: 33
PITCHER	IP WLS BF H R ER SO BB IBB HBP BLK WP HR S P ERA WHIP																							
Oliver Pérez, L ERA: 2.98	(1, 1) 6.0 24 5 0 0 1 2 0 0 0 0 0 0 62 100 0.00 1.167																							
16 Salomon Torres, R ERA: 2.64	(7, 1) 2.0 H 6 0 0 0 1 0 0 0 0 0 0 9 12 0.00 0.000																							
Jose Mesa, R ERA: 3.25	(9, 1) 1.0 S 3 0 0 0 0 0 0 0 0 0 0 6 8 0.00 0.000																							

AB	31
R	0
H	5
RBI	0
BB	2
SO	10
LOB	12

