

Cincinnati Reds - 2005

Batter	1	2	3	4	5	6	7	8	9	AB R H RBI BB SO LOB	TOP																									
7 José Reyes, S OBP: 0.600, SLG: 1.000 (1, 6)	0-1 F7		1-1 15 HR 1B		1-2 G4-3		0-0 SH1-3 15 1B 2B	1-2 2B		5 2 3 0 0 0 0																										
Kazuo Matsui, S OBP: 0.250, SLG: 1.000 (1, 4)	3-2 HR		1-3 K		0-1 F8		1-0 SH1-3 2-3	2-1 G1-3		4 1 1 1 0 1 2																										
15 Carlos Beltrán, S OBP: 0.600, SLG: 1.400 (1, 8)	0-2 G3		2-0 1-H HR		1-2 2B		2-1 31 CS 1B		0-0 F8	5 1 3 3 0 0 0																										
31 Mike Piazza, R OBP: 0.400, SLG: 0.500 (1, 2)	2-0 G5-3		4-1 WP BB		1-2 P6		2-1 1-2 HR 2B		1-0 G6-3	4 1 1 0 1 0 1																										
Cliff Floyd, L OBP: 0.600, SLG: 1.200 (1, 7)		0-0 5 G6-4-3 HBP 1B	1-0 F7		0-0 5 G6-4-3 1B		2-2 2-H HR		0-1 P5	5 1 3 2 0 0 1																										
Doug Mientkiewicz, L OBP: 0.750, SLG: 0.667 (1, 3)		1-0 5 G6-4-3 HBP		2-3 K		0-0 5 G6-4-3 1B		1-0 1B		3 0 2 0 0 1 0																										
5 David Wright, R OBP: 0.250, SLG: 0.500 (1, 5)		1-1 G6-4-3		3-2 G3 2B		1-2 1-2 2-3 G6-4-3		0-1 L5		4 0 1 0 0 0 5																										
Eric Valent, L (1, 9)		2-2 G1-3		0-0 G3		4-0 IBB		2-3 K		3 0 0 0 1 1 2																										
45 Pedro Martinez, R (1, 1)			0-1 L4		1-0 G1-3		1-2 G6-3		0-0 G4-3	3 0 0 0 0 0 3																										
Manny Aybar, R (7, 1)										0 0 0 0 0 0 0																										
Marlon Anderson, L (8, PH)										1 0 0 0 0 0 0																										
Dae-Sung Koo, L (8, 1)										0 0 0 0 0 0 0																										
Braden Loper, R (9, 1)										0 0 0 0 0 0 0																										
Inning Stats	R: 1 E: 0 K: 0 S: 11	H: 1 LOB: 0 BB: 0 P: 16	R: 0 E: 0 K: 0 S: 6	H: 1 LOB: 1 BB: 0 P: 10	R: 2 E: 0 K: 1 S: 10	H: 2 LOB: 1 BB: 1 P: 19	R: 0 E: 0 K: 1 S: 9	H: 1 LOB: 1 BB: 0 P: 15	R: 0 E: 0 K: 0 S: 11	H: 2 LOB: 2 BB: 1 P: 15	R: 3 E: 0 K: 0 S: 13	H: 5 LOB: 1 BB: 0 P: 21	R: 0 E: 0 K: 1 S: 10	H: 1 LOB: 1 BB: 0 P: 15	R: 0 E: 0 K: 0 S: 4	H: 0 LOB: 0 BB: 0 P: 5	1B: 6 2B: 5 3B: 0 HR: 3	SF: 0 SAC: 1 DP: 2 HBP: 1	WP: 1 PB: 0 SB: 0 CS: 1	PA: 41																
PITCHER	IP WLS BF H R ER SO BB IBB HBP BLK WP HR S P ERA WHIP																																			
Paul Wilson, R (1, 1) ERA: 4.5	6.0		27	8	3	3	2	1	1	1	0	1	2	56	89	4.50	1.500																			
25 David Weathers, R (7, 1) ERA: 27.0	0.2		4	3	2	2	0	0	0	0	0	0	0	6	11	27.00	4.500																			
Kent Mercker, L (7, 1) ERA: 27.0	0.1		3	2	1	1	0	0	0	0	0	0	1	7	10	27.00	6.000																			
Ryan Wagner, R (8, 1) ERA:	1.0		4	1	0	0	1	0	0	0	0	0	0	10	15	0.00	1.000																			
Danny Graves, R (9, 1) ERA:	1.0	W	3	0	0	0	0	0	0	0	0	0	0	4	5	0.00	0.000																			

New York Mets @ Cincinnati Reds
Great American Ball Park, Cincinnati, OH

Mon Apr 04 2005, 2:10 PM EDT
Att. 42,794 - Sunny - 68 F

livebaseballscorecards.com

AB	37
R	6
H	14
RBI	6
BB	2
SO	3
LOB	14



Batter	1	2	3	4	5	6	7	8	9	AB R H RBI BB SO LOB
D'Angelo Jimenez, S (1, 4) C X	0-1 F8		4-2 BB		3-3 K			2-3 K		3 0 0 0 1 2 0
Ken Griffey Jr., L (1, 8) OBP: 0.500, SLG: 0.333 S B X	1-2 F9 1B HR 1B		0-3 SAFE K		4-1 G4-6-3 BB			0-3 K		3 1 1 0 1 2 1
Sean Casey, L (1, 3) OBP: 0.250, SLG: 0.250 B S F X	1-2 HR 1B		0-3 K		1-2 SAFE G4-6-3 1-2f			2-1 G1-3		4 1 1 0 0 1 2
Austin Kearns, R (1, 9) OBP: 0.250, SLG: 0.250 F C X	1-2 F9 2-3		1-3 K		3-2 G5-3			0-1 HR 1B		4 1 1 0 0 1 3
Adam Dunn, L (1, 7) OBP: 0.500, SLG: 2.000 B B X	3-1 HR		2-3 K		1-3 K			2-1 HR		4 2 2 5 0 2 0
Joe Randa, R (1, 5) OBP: 0.500, SLG: 1.500 F C X	0-2 K		2-3 K		0-0 2B 2B			3-2 HR		4 2 2 1 0 2 0
Rich Aurilia, R (1, 6)		3-2 K	0-0 L8		1-2 P6					3 0 0 0 0 1 1
Jason LaRue, R (1, 2) OBP: 0.333, SLG: 0.667 C B X		3-3 K	2-3 K		0-0 2B					3 0 1 1 0 2 0
Paul Wilson, R (1, 1) 25 David Weathers, R (7, 1) Kent Mercker, L (7, 1) Jacob Cruz, L (7, PH) Ryan Wagner, R (8, 1) Danny Graves, R (9, 1) S B X		3-3 K	1-3 K		2-3 K					2 0 0 0 0 2 0 0 0 0 0 0 0 0 0 0 0 0 0 0 0 1 0 0 0 0 1 1 0 0 0 0 0 0 0 0 0 0 0 0 0 0

Inning Stats	R: 3	H: 3	E: 0	LOB: 0	K: 1	BB: 0	S: 18	P: 24	R: 0	H: 0	E: 0	LOB: 0	K: 3	BB: 0	S: 12	P: 21	R: 0	H: 0	E: 0	LOB: 1	K: 3	BB: 1	S: 11	P: 16	R: 0	H: 0	E: 0	LOB: 0	K: 2	BB: 0	S: 7	P: 11	R: 0	H: 0	E: 0	LOB: 0	K: 3	BB: 0	S: 10	P: 16	R: 0	H: 0	E: 0	LOB: 0	K: 0	BB: 1	S: 7	P: 15	R: 1	H: 2	E: 0	LOB: 1	K: 2	BB: 0	S: 11	P: 15	R: 0	H: 0	E: 0	LOB: 0	K: 2	BB: 0	S: 11	P: 15	R: 3	H: 3	E: 0	LOB: 0	K: 0	BB: 0	S: 9	P: 14	1B: 3	2B: 2	3B: 0	HR: 3	SF: 0	SAC: 0	DP: 1	HBP: 0	WP: 0	PA: 33
PITCHER	IP	WLS	BF	H	R	ER	SO	BB	IBB	HBP	BLK	WP	HR	S	P	ERA	WHIP																																																																	
45 Pedro Martinez, R (1, 1) ERA: 4.5	6.0		22	3	3	3	12	2	0	0	0	0	1	65	103	4.50	0.833																																																																	
Manny Aybar, R (7, 1) ERA: 9.0	1.0	H	5	2	1	1	2	0	0	0	0	0	0	11	15	9.00	2.000																																																																	
Dae-Sung Koo, L (8, 1) ERA:	1.0	H	3	0	0	0	2	0	0	0	0	0	0	11	15	0.00	0.000																																																																	
Braden Looper, R (9, 1) ERA:	0.0	L	3	3	3	3	0	0	0	0	0	0	2	9	14	∞	∞																																																																	


BOTTOM

New York Mets @ Cincinnati Reds
Great American Ball Park, Cincinnati, OH

Mon Apr 04 2005, 2:10 PM EDT
Att: 42,794 - Sunny - 68 F

livebaseballscorecards.com

AB	31
R	7
H	8
RBI	7
BB	2
SO	16
LOB	8



Batter	1	2	3	4	5	6	7	8	9	AB R H RBI BB SO LOB	TOP											
7 José Reyes, S OBP: 0.400, SLG: 0.600 (1, 6)	1-3 K		1-2 G6-3		0-1 SAFE 15 FC5-4 1B		1-2 L4		0-0 FC1-4 2B	5 1 1 0 0 1 2												
Kazuo Matsui, S OBP: 0.333, SLG: 0.750 (1, 4)	2-2 P3		1-1 L5		1-0 F8		4-2 15 S BB		1-2 15 G4-3 2B	4 0 1 2 1 0 2												
15 Carlos Beltrán, S OBP: 0.400, SLG: 0.800 (1, 8)	0-0 1B		1-2 L5		0-1 FC5-4		3-3 K		2-0 G4-3	5 0 1 0 0 1 4												
31 Mike Piazza, R OBP: 0.300, SLG: 0.333 (1, 2)	1-0 P3			1-0 G5-3		0-0 5 1B SF9 1B		0-2 G6-3	1-3 K	5 1 1 0 0 1 3												
Cliff Floyd, L OBP: 0.556, SLG: 0.875 (1, 7)		1-1 F8		0-2 G4-3		1-0 SF9 5 1B 1B		4-2 CS BB		3 0 1 0 1 0 0												
5 David Wright, R OBP: 0.375, SLG: 0.875 (1, 5)		1-0 F9		3-2 HR		1-1 1-2 2-3 1B		1-1 F8		4 1 2 1 0 0 1												
Doug Mientkiewicz, L OBP: 0.500, SLG: 1.000 (1, 3) Chris Woodward, R (8, 3)		1-0 HR		0-3 K		0-0 SF9		2-3 K		3 1 1 2 0 2 1 0 0 0 0 0 0 0												
Victor Diaz, R OBP: 0.750, SLG: 0.750 (1, 9)		1-1 1B			0-0 7 1B 1B		1-2 K		1-2 CS	4 1 3 0 0 1 2												
Tom Glavine, L Mike Matthews, L Miguel Cairo, R Manny Aybar, R Eric Valenti, L Dae-Sung Koo, L Roberto Hernandez, R Mike DeJean, R Marion Anderson, L		0-0 P6			0-1 L8		1-0 F7		0-1 7 FC1-4 1B	1 0 0 0 0 0 0 0 1 1 0 0 0 0 0 0 0 1 1 0 0 0 0 0 0 0 0 1 0 0 0 0 0 0 0 2 0 0 0 0 0 0 0 0 0 0 0 0 0 0 0 0 0 0 1 0 0 1 0 0 0 0 0												
Inning Stats	R: 0 E: 0 K: 1 S: 9	H: 1 LOB: 1 BB: 0 P: 13	R: 1 E: 0 K: 0 S: 7	H: 2 LOB: 1 BB: 0 P: 11	R: 0 E: 0 K: 0 S: 9	H: 0 LOB: 0 BB: 0 P: 12	R: 1 E: 0 K: 1 S: 10	H: 1 LOB: 0 BB: 0 P: 14	R: 0 E: 0 K: 0 S: 8	H: 2 LOB: 2 BB: 0 P: 9	R: 1 E: 0 K: 1 S: 9	H: 3 LOB: 2 BB: 0 P: 14	R: 0 E: 0 K: 1 S: 12	H: 0 LOB: 1 BB: 1 P: 20	R: 0 E: 0 K: 1 S: 12	H: 0 LOB: 0 BB: 1 P: 20	R: 2 E: 0 K: 1 S: 12	H: 3 LOB: 1 BB: 0 P: 17	1B: 9 2B: 1 3B: 0 HR: 2	SF: 1 SAC: 0 DP: 0 HBP: 0	WP: 0 PB: 0 SB: 1 CS: 1	PA: 41
PITCHER	IP WLS BF H R ER SO BB IBB HBP BLK WP HR S P ERA WHIP																					
22 Eric Milton, L ERA: 5.06 (1, 1)	5.1 W 25 9 3 3 2 0 0 0 0 0 0 2 48 66 5.06 1.688																					
31 Matt Belisle, R ERA: (6, 1)	1.2 H 6 0 0 0 2 1 0 0 0 0 0 0 16 27 0.00 0.600																					
Kent Mercker, L ERA: 9.0 (8, 1)	0.2 H 3 0 0 0 1 1 0 0 0 0 0 0 10 17 0.00 1.500																					
Ryan Wagner, R ERA: (8, 1)	0.1 H 0 0 0 0 0 0 0 0 0 0 0 0 2 3 0.00 0.000																					
Ben Weber, R ERA: 18.0 (9, 1)	1.0 6 3 2 2 1 0 0 0 0 0 0 0 12 17 18.00 3.000																					

New York Mets @ Cincinnati Reds
Great American Ball Park, Cincinnati, OH

Wed Apr 06 2005, 7:10 PM EDT
Att. 22,301 - Overcast - 71 F

livebaseballscorecards.com

AB	37
R	5
H	12
RBI	5
BB	2
SO	6
LOB	19



Batter	1	2	3	4	5	6	7	8	9	AB R H RBI BB SO LOB
D'Angelo Jimenez, S (1, 4) OBP: 0.444, SLG: 0.286	2-2 G6-4-3 1B 1B	2-1 1B		4-1 1B BB	1-1 P6		1-3 K			4 2 2 0 1 1 2
Ken Griffey Jr., L (1, 8) OBP: 0.667, SLG: 0.714	1-2 G6-4-3 1B	2-3 K		1-2 1B 1B		2-2 BB 2B		4-0 FC6-4 BB		4 0 3 2 1 1 1
Sean Casey, L (1, 3) OBP: 0.222, SLG: 0.222	3-1 G6-4-3 1-2f 2-3		2-1 L8	0-1 1B 1B		1-0 F7		0-0 FC6-4 HBP BB 1-2f HR		5 1 1 1 0 0 4
Austin Kearns, R (1, 9) OBP: 0.556, SLG: 0.333	4-1 BB 1B BB		2-2 G6-3	2-1 1B 1B		4-1 BB BB		4-2 HBP HR BB		2 2 1 0 3 0 0
Adam Dunn, L (1, 7) OBP: 0.444, SLG: 1.143	4-1 1B BB		2-3 K	0-0 F8		2-3 K		2-1 HR HBP		3 1 0 0 1 2 5
Joe Randa, R (1, 5) OBP: 0.667, SLG: 1.500	1-2 1B			0-0 F8	1-0 1B 1B	4-1 BB		0-1 HR		4 1 3 6 1 0 0
Rich Aurilia, R (1, 6) OBP: 0.125, SLG: 0.125	3-2 F9			3-2 1B 1B	1-0 SAFE G2	1-0 G6-3		0-1 F8		5 1 1 0 0 0 6
Jason LaRue, R (1, 2) OBP: 0.500, SLG: 0.625			0-1 G5-3	2-1 SAFE 22 SH1-3 1B	3-2 SAFE 22 SH2-3 1B		2-3 K2-3	1-1 1B		5 1 3 0 0 1 0
22 Eric Milton, L 31 Matt Belisle, R Jacob Cruz, L Kent Mercker, L Ryan Wagner, R Wily Mo Peña, R Ben Weber, R	1-1 L7			1-1 SAFE SH1-3	0-0 SH2-3		3-2 K	0-3 K		1 0 0 0 0 0 0 0 0 0 0 0 0 0 1 0 0 0 0 1 0 0 0 0 0 0 0 0 0 0 0 0 0 0 0 1 0 0 0 0 1 1 0 0 0 0 0 0 0

Inning Stats	R: 2 E: 0 K: 0 S: 19	H: 3 LOB: 2 BB: 2 P: 37	R: 0 E: 0 K: 1 S: 9	H: 1 LOB: 1 BB: 0 P: 14	R: 0 E: 0 K: 1 S: 9	H: 0 LOB: 0 BB: 0 P: 15	R: 3 E: 0 K: 0 S: 17	H: 5 LOB: 3 BB: 1 P: 30	R: 0 E: 0 K: 0 S: 8	H: 2 LOB: 2 BB: 0 P: 14	R: 0 E: 0 K: 1 S: 11	H: 1 LOB: 3 BB: 2 P: 25	R: 0 E: 0 K: 3 S: 9	H: 0 LOB: 0 BB: 0 P: 15	R: 4 E: 0 K: 1 S: 13	H: 2 LOB: 1 BB: 2 P: 24	1B: 12 2B: 1 3B: 0 HR: 1	SF: 0 SAC: 2 DP: 1 HBP: 1	WP: 0 PB: 0 SB: 0 CS: 0	PA: 45
--------------	-------------------------------	----------------------------------	------------------------------	----------------------------------	------------------------------	----------------------------------	-------------------------------	----------------------------------	------------------------------	----------------------------------	-------------------------------	----------------------------------	------------------------------	----------------------------------	-------------------------------	----------------------------------	-----------------------------------	------------------------------------	----------------------------------	--------

PITCHER	IP	WLS	BF	H	R	ER	SO	BB	IBB	HBP	BLK	WP	HR	S	P	ERA	WHIP
Tom Glavine, L ERA: 12.27	(1, 1)	3.2	L	22	9	5	2	3	0	0	0	0	0	53	95	12.27	3.273
Mike Matthews, L ERA:	(4, 1)	0.1		1	0	0	0	0	0	0	0	0	0	1	1	0.00	0.000
Manny Aybar, R ERA: 4.5	(5, 1)	1.0		5	2	0	0	0	0	0	0	0	0	8	14	0.00	2.000
Dae-Sung Koo, L ERA:	(6, 1)	0.2		5	1	0	1	2	0	0	0	0	0	10	23	0.00	4.500
Roberto Hernandez, R ERA:	(6, 1)	1.1		4	0	0	3	0	0	0	0	0	0	10	17	0.00	0.000


BOTTOM

New York Mets @ Cincinnati Reds
Great American Ball Park, Cincinnati, OH

Wed Apr 06 2005, 7:10 PM EDT
Att. 22,301 - Overcast - 71 F

livebaseballscorecards.com

AB	35
R	9
H	14
RBI	9
BB	7
SO	7
LOB	19



Batter	1	2	3	4	5	6	7	8	9	AB R H RBI BB SO LOB	TOP											
7 José Reyes, S OBP: 0.286, SLG: 0.429 (1, 6)	2-3 K		1-0 P6			0-1 F7		3-2 F7		4 0 0 0 0 1 1												
Kazuo Matsui, S OBP: 0.231, SLG: 0.500 (1, 4)	0-3 K		1-1 G5-3			2-3 K			1-0 F7	4 0 0 0 0 2 0												
15 Carlos Beltrán, S OBP: 0.429, SLG: 0.692 (1, 8)	1-2 F9			2-2 G6-3			4-1 G6-3 BB		1-1 5 PB BB 1B	3 0 1 0 1 0 0												
Cliff Floyd, L OBP: 0.462, SLG: 0.636 (1, 7)		0-1 G3-1		3-2 L8			2-0 F7		4-2 5 PB BB	3 0 0 0 1 0 1												
Doug Mientkiewicz, L OBP: 0.333, SLG: 0.600 (1, 3)		1-2 G6-3		2-3 K			0-1 G6-3 1-2f		2-2 F7	4 0 0 0 0 1 3												
5 David Wright, R OBP: 0.583, SLG: 0.889 (1, 5)			4-1 11 1B BB		4-2 11 G6-4-3 BB			1-2 1B 7 PB 1B	4-0 1-2 2-3 BB	1 1 1 0 3 0 0												
11 Ramon Castro, R OBP: 0.333, SLG: 0.333 (1, 2)		1-2		3-2 G6-4-3 1-2f			1-3 K		0-1 F9	3 0 1 0 0 1 2												
31 Mike Piazza, R OBP: 0.273, SLG: 0.300 (9, PH)		1-3 1B		0-1 L7						1 0 0 0 0 0 3												
Victor Diaz, R OBP: 0.429, SLG: 0.429 (1, 9)		1-1 F9						2-3 K		3 0 0 0 0 1 3												
Kaz Ishii, L (1, 1)			1-3 K					2-2 7 PB 1B		2 0 0 0 0 1 0												
Mike DeJean, R (7, 1)										0 0 0 0 0 0 0												
Marlon Anderson, L (8, PH)										1 0 1 0 0 0 0												
Felix Heredia, L (8, 1)										0 0 0 0 0 0 0												
Inning Stats	R: 0 E: 0 K: 2 S: 11	H: 0 LOB: 0 BB: 0 P: 14	R: 0 E: 0 K: 0 S: 11	H: 1 LOB: 2 BB: 1 P: 18	R: 0 E: 0 K: 1 S: 7	H: 0 LOB: 0 BB: 0 P: 10	R: 0 E: 0 K: 1 S: 10	H: 0 LOB: 0 BB: 0 P: 17	R: 0 E: 0 K: 0 S: 9	H: 0 LOB: 0 BB: 1 P: 16	R: 0 E: 0 K: 1 S: 11	H: 0 LOB: 0 BB: 0 P: 13	R: 0 E: 0 K: 0 S: 4	H: 0 LOB: 0 BB: 1 P: 10	R: 1 E: 0 K: 2 S: 17	H: 2 LOB: 1 BB: 0 P: 26	R: 0 E: 0 K: 0 S: 11	H: 1 LOB: 3 BB: 2 P: 23	1B: 4 2B: 0 3B: 0 HR: 0	SF: 0 SAC: 0 DP: 2 HBP: 0	WP: 0 PB: 2 SB: 0 CS: 0	PA: 34
PITCHER	IP WLS BF H R ER SO BB IBB HBP BLK WP HR S P ERA WHIP																					
39 Aaron Harang, R (1, 1) ERA:	6.1 W 22 1 0 0 5 3 0 0 0 0 0 0 61 96 0.00 0.632																					
Ryan Wagner, R (7, 1) ERA:	0.2 H 1 0 0 0 0 0 0 0 0 0 0 0 2 2 0.00 0.000																					
Joe Valentine, R (8, 1) ERA:	1.0 5 2 1 0 2 0 0 0 0 0 0 0 17 26 0.00 2.000																					
25 David Weathers, R (9, 1) ERA: 13.5	0.2 5 1 0 0 0 2 0 0 0 0 0 0 9 21 0.00 4.500																					
Danny Graves, R (9, 1) ERA:	0.1 S 1 0 0 0 0 0 0 0 0 0 0 0 2 2 0.00 0.000																					

New York Mets @ Cincinnati Reds
 Great American Ball Park, Cincinnati, OH
 Thu Apr 07 2005, 12:35 PM EDT
 Att. 16,048 - Cloudy - 63 F

livebaseballscorecards.com

AB	29
R	1
H	4
RBI	0
BB	5
SO	7
LOB	13



Batter	1	2	3	4	5	6	7	8	9	AB R H RBI BB SO LOB	TOP											
D'Angelo Jimenez, S OBP: 0.500, SLG: 0.455 (1, 4)	1-1 G6-3			2-3 K		2-1 CS 1B		4-2 1B BB		3 0 1 0 1 1 0	<p>Cincinnati Reds @ Houston Astros</p> <p>Minute Maid Park, Houston, TX</p> <p>Fri Apr 08 2005, 7:05 PM CDT</p> <p>Att. 36,382 - Cloudy - 80 F</p>											
Ken Griffey Jr., L OBP: 0.462, SLG: 0.455 (1, 8)	3-3 K			2-0 F8		3-3 3-H 1-3		0-3 K		4 0 0 0 0 3 4												
Sean Casey, L OBP: 0.235, SLG: 0.235 (1, 3)	1-1 G6-3			2-1 1B		1-3 K		1-0 1-3 2-H 1B		4 0 2 1 0 1 1												
Austin Kearns, R OBP: 0.294, SLG: 0.154 Ben Weber, R (8, 1)			1-3 K	1-3 K		2-3 K		2-3 K		4 0 0 0 0 4 3 0 0 0 0 0 0 0												
Adam Dunn, L OBP: 0.353, SLG: 0.733 (1, 7)			2-0 L9		3-1 G3-1		3-2 1B		0-0 2B	4 0 2 0 0 0 0												
Joe Randa, R OBP: 0.500, SLG: 1.143 (1, 5)			0-1 G5-3		2-0 HR		2-3 K		1-3 K	4 1 1 1 0 2 2												
Rich Aurilia, R OBP: 0.083, SLG: 0.083 (1, 6)			2-1 L8		2-0 G1-3		1-1 G4-3		1-2 P2	4 0 0 0 0 0 2												
Javier Valentin, S OBP: 0.250, SLG: 0.500 (1, 2)			0-3 K		0-1 G4-3		2-2 1B 2B		1-2 G4-3	4 1 1 0 0 1 1												
Ramon Ortiz, R (1, 1) 6 Ryan Freel, R (8, PH) 31 Matt Belisle, R (6, 1) 25 David Weathers, R (7, 1) Wily Mo Peña, R (8, PH) (8, 9)			1-1 G4-3		2-2 1B CS 1B		0-0 P6			1 0 0 0 0 0 0 1 0 1 0 0 0 0 0 0 0 0 0 0 0 0 0 0 0 0 0 0 1 0 0 0 0 0 1												
Inning Stats	R: 0 E: 0 K: 1 S: 7	H: 0 LOB: 0 BB: 0 P: 12	R: 0 E: 0 K: 1 S: 6	H: 0 LOB: 0 BB: 0 P: 9	R: 0 E: 0 K: 1 S: 7	H: 0 LOB: 0 BB: 0 P: 10	R: 0 E: 0 K: 2 S: 9	H: 1 LOB: 1 BB: 0 P: 16	R: 1 E: 0 K: 0 S: 6	H: 1 LOB: 0 BB: 0 P: 13	R: 0 E: 0 K: 2 S: 11	H: 2 LOB: 1 BB: 0 P: 19	R: 0 E: 0 K: 2 S: 11	H: 1 LOB: 1 BB: 0 P: 19	R: 1 E: 0 K: 2 S: 14	H: 2 LOB: 2 BB: 1 P: 23	R: 0 E: 0 K: 1 S: 11	H: 1 LOB: 1 BB: 0 P: 14	1B: 5 2B: 3 3B: 0 HR: 1	SF: 0 SAC: 0 DP: 1 HBP: 0	WP: 0 PB: 0 SB: 0 CS: 2	PA: 35
PITCHER	IP WLS BF H R ER SO BB IBB HBP BLK WP HR S P ERA WHIP																					
Roger Clemens, R (1, 1) ERA: 1.29	7.0 W 25 5 1 1 9 0 0 0 0 0 1 57 98 1.29 0.714																					
Chad Qualls, R (8, 1) ERA: 3.86	0.1 H 3 1 1 1 0 1 0 0 0 0 0 0 7 13 27.00 6.000																					
John Franco, L (8, 1) ERA:	0.1 H 2 1 0 0 1 0 0 0 0 0 0 0 4 5 0.00 3.000																					
54 Brad Lidge, R (8, 1) ERA:	1.1 S 5 1 0 0 2 0 0 0 0 0 0 0 0 14 0.00 0.750																					

livebaseballscorecards.com

AB	34
R	2
H	8
RBI	2
BB	1
SO	12
LOB	14



Batter	1	2	3	4	5	6	7	8	9
28 Adam Everett, R OBP: 0.286, SLG: 0.250 (1, 6)	0-2 P4		0-1 P4		4-1 G4-3 BB	0-3 K			
Craig Biggio, R OBP: 0.462, SLG: 0.583 (1, 4)	2-3 K		0-0 BB 5 BB 1B		0-2 G4-3		0-0 P3		
5 Jeff Bagwell, R OBP: 0.417, SLG: 0.222 (1, 3)	2-1 1B		4-0 BB BB		2-3 K		4-2 BB		
Morgan Ensberg, R OBP: 0.417, SLG: 0.300 (1, 5)	0-3 K		4-1 BB		3-3 K		0-3 K		
Luke Scott, L OBP: 0.200, SLG: 0.400 (1, 7)		2-1 16 SF7 3B	0-1 G3			3-2 16 1B 1B	0-0 F8		
54 Brad Lidge, R (8, 1)									
16 Jason Lane, R OBP: 0.417, SLG: 0.545 (1, 9)		0-0 SF7		1-0 P4		0-2 1B		0-1 L5	
Brad Ausmus, R OBP: 0.273, SLG: 0.200 (1, 2)		1-2 F8		3-3 K		2-2 G1-6-3		0-0 L7	
Willy Taveras, R OBP: 0.583, SLG: 0.636 (1, 8)		1-1 PO 1B		0-2 1B		4-0 1B IBB		2-3 K	
Roger Clemens, R OBP: 0.333, SLG: 0.333 (1, 1)		0-0 PO		0-0 G1-3		3-2 1B			
Chad Qualls, R (8, 1)									
John Franco, L (8, 1)									
Orlando Palmeiro, L OBP: 0.500, SLG: 1.000 (8, 7)		1-2				1-H 3-H			

AB	R	H	RBI	BB	SO	LOB
3	0	0	0	1	1	1
4	0	1	0	0	1	1
2	0	1	0	2	1	1
3	0	0	0	1	3	3
4	2	2	0	0	0	4
0	0	0	0	0	0	0
3	0	1	1	0	0	0
4	0	0	0	0	1	2
3	1	2	0	1	1	0
3	0	1	2	0	1	1
0	0	0	0	0	0	0
0	0	0	0	0	0	0
0	0	0	0	0	0	0

WP	PA
0	36

Inning Stats	R	H	E	K	S	H	LOB	BB	P
R: 0	H: 1	E: 0	K: 2	S: 11	R: 1	H: 2	LOB: 0	BB: 0	P: 15
R: 0	H: 1	E: 0	K: 1	S: 9	R: 0	H: 1	LOB: 3	BB: 2	P: 17
R: 0	H: 1	E: 0	K: 1	S: 12	R: 0	H: 1	LOB: 1	BB: 0	P: 16
R: 0	H: 0	E: 0	K: 2	S: 11	R: 2	H: 3	LOB: 1	BB: 1	P: 28
R: 0	H: 0	E: 0	K: 1	S: 7	R: 0	H: 0	LOB: 1	BB: 1	P: 11
R: 0	H: 0	E: 0	K: 1	S: 6	R: 0	H: 0	LOB: 0	BB: 0	P: 8

PITCHER	IP	WLS	BF	H	R	ER	SO	BB	IBB	HBP	BLK	WP	HR	S	P	ERA	WHIP
Ramon Ortiz, R ERA: 1.8 (1, 1)	5.0		22	5	1	1	6	3	0	0	0	0	0	52	81	1.80	1.600
31 Matt Belisle, R ERA: 6.75 (6, 1)	1.0	L	6	3	2	2	1	0	1	0	0	0	0	16	28	18.00	3.000
25 David Weathers, R ERA: 7.71 (7, 1)	1.0		4	0	0	0	1	1	0	0	0	0	0	7	11	0.00	1.000
Ben Weber, R ERA: 9.0 (8, 1)	1.0		3	0	0	0	1	0	0	0	0	0	0	6	8	0.00	0.000

Cincinnati Reds @ Houston Astros
Minute Maid Park, Houston, TX
Fri Apr 08 2005, 7:05 PM CDT
Att: 36,382 - Cloudy - 80 F

livebaseballscores.com

AB	29
R	3
H	8
RBI	3
BB	5
SO	9
LOB	13



Batter	1	2	3	4	5	6	7	8	9	AB R H RBI BB SO LOB	TOP	
6 Ryan Freel, R (1, 4) OBP: 0.500, SLG: 0.286	4-0 CS BB		1-1 F8		2-2 G1-3		0-0 G5-4-3 1-2f		1-3 K	4 0 0 0 1 1 2		
Ken Griffey Jr., L (1, 8) OBP: 0.409, SLG: 0.450	1-2 F8 1-2		2-1 E4		0-2 G6-3		0-2 1B			4 0 1 0 0 0 1		
Sean Casey, L (1, 3) OBP: 0.231, SLG: 0.231	1-2 F9		1-0 G6-3		2-2 G1-3		0-2 G4-3			4 0 0 0 0 0 2		
Joe Randa, R (1, 5) OBP: 0.520, SLG: 0.950		2-1 F9		4-2 3B BB		1-2 FC3-6 1B		1-0 P3		3 1 1 0 1 0 0		
Adam Dunn, L (1, 7) OBP: 0.269, SLG: 0.583		0-0 G4-3		1-1 1-H 3B		0-0 F7		0-0 G3		4 0 1 1 0 0 1		
Wily Mo Peña, R (1, 9) OBP: 0.222, SLG: 0.889		0-1 HR		1-0 G6-3		0-2 FC3-6 1B 1-2f		3-3 K		4 1 1 1 0 1 2		
Jason LaRue, R (1, 2) OBP: 0.526, SLG: 0.467		4-2 FC4-6 BB		2-1 SAFE G1-3		0-0 1-2 1B		0-3 K		3 0 1 0 1 1 1		
Felipe Lopez, S (1, 6) OBP: 0.375, SLG: 0.333		3-1 FC4-6 1-2f		4-0 IBB		1-1 G3-1		2-1 2B		3 0 1 0 1 0 3		
22 Eric Milton, L (1, 1) 25 David Weathers, R (5, 1) Jacob Cruz, L (7, PH) Ben Weber, R (7, 1) Kent Mercker, L (7, 1) D'Angelo Jimenez, S (9, PH)			1-3 K	2-3 SAFE K		4-1 6 G5-4-3 BB		1-0 F9		2 0 0 0 0 0 2 2 0 0 0 0 0 0 0 0 0 0 0 0 0 1 0 0 0 0 0 0 0 0 0 0 0 0 0 0 0 0 0 0 1 0 0 0 0 0 0 1		
Inning Stats	R: 0 H: 0 E: 0 LOB: 0 K: 0 BB: 1 S: 6 P: 12	R: 1 H: 1 E: 0 LOB: 1 K: 0 BB: 1 S: 9 P: 18	R: 0 H: 0 E: 1 LOB: 1 K: 1 BB: 0 S: 9 P: 14	R: 1 H: 1 E: 0 LOB: 2 K: 1 BB: 2 S: 12 P: 26	R: 0 H: 0 E: 0 LOB: 0 K: 0 BB: 0 S: 12 P: 16	R: 0 H: 2 E: 0 LOB: 2 K: 0 BB: 0 S: 11 P: 13	R: 0 H: 1 E: 0 LOB: 1 K: 0 BB: 1 S: 8 P: 12	R: 0 H: 0 E: 0 LOB: 0 K: 1 BB: 0 S: 5 P: 9	R: 0 H: 1 E: 0 LOB: 1 K: 2 BB: 0 S: 9 P: 13	1B: 3 SF: 0 2B: 1 SAC: 0 3B: 1 DP: 1 HR: 1 HBP: 0	WP: 0 PA: 37 PB: 0 SB: 0 CS: 1	
PITCHER	IP WLS BF H R ER SO BB IBB HBP BLK WP HR S P ERA WHIP											
44 Roy Oswalt, R (1, 1) ERA: 5.54	7.0 W 30 5 2 2 2 4 1 0 0 0 1 67 111 2.57 1.286											
Russ Springer, R (8, 1) ERA: 4.5	1.0 H 3 0 0 0 1 0 0 0 0 0 0 5 9 0.00 0.000											
54 Brad Lidge, R (9, 1) ERA:	1.0 S 4 1 0 0 2 0 0 0 0 0 0 0 9 13 0.00 1.000											

Cincinnati Reds @ Houston Astros
Minute Maid Park, Houston, TX
Sun Apr 10 2005, 1:05 PM CDT
Att. 31,832 - Cloudy - 77 F

livebaseballscorecards.com

AB 32
R 2
H 6
RBI 2
BB 5
SO 5
LOB 15



Batter	1	2	3	4	5	6	7	8	9	AB R H RBI BB SO LOB	TOP											
D'Angelo Jimenez, S OBP: 0.333, SLG: 0.250 (1, 4)	2-3 K	0-3 K			2-0 F8		2-2 G4-3			4 0 0 0 0 2 5												
Ken Griffey Jr., L OBP: 0.346, SLG: 0.375 (1, 8)	3-3 K		2-2 G4-3			1-3 K		3-2 G3		4 0 0 0 0 2 0												
Sean Casey, L OBP: 0.200, SLG: 0.200 (1, 3)	3-2 L4		1-1 G3-1			1-1 G4-3		2-1 G4-3		4 0 0 0 0 0 0												
Joe Randa, R OBP: 0.517, SLG: 0.917 (1, 5)		1-2 1B 2B	1-0 G6-3			3-2 1B		1-2 G1-3		4 1 2 0 0 0 0												
Adam Dunn, L OBP: 0.267, SLG: 0.519 (1, 7)		4-0 F7 1B BB		3-2 G3		2-3 K		2-2 F8		3 0 0 0 1 1 1												
Austin Kearns, R OBP: 0.308, SLG: 0.227 (1, 9)		3-1 HBP 1B		1-0 G5-3			2-1 G5-3		0-1 F8	4 0 1 1 0 0 0												
Felipe Lopez, S OBP: 0.500, SLG: 0.500 (1, 6)		2-2 F7		1-0 PO 1B			3-1 BB 1B		2-2 1B	4 0 3 0 0 0 2												
Jason LaRue, R OBP: 0.522, SLG: 0.412 (1, 2)		1-1 HBP		1-1 PO 1-2	1-3 K		4-2 BB		2-3 K	2 0 0 0 1 2 1												
39 Aaron Harang, R (1, 1)		1-2 G2			0-1 G1-3		1-2 F8			2 0 0 0 0 0 3												
Wily Mo Peña, R (7, PH)										1 0 0 0 0 0 2												
Joe Valentine, R (7, 1)										0 0 0 0 0 0 0												
Danny Graves, R (8, 1)										0 0 0 0 0 0 0												
Inning Stats	R: 0 E: 0 K: 2 S: 11	H: 0 LOB: 0 BB: 0 P: 19	R: 1 E: 0 K: 1 S: 17	H: 2 LOB: 3 BB: 1 P: 29	R: 0 E: 0 K: 0 S: 7	H: 0 LOB: 0 BB: 0 P: 11	R: 0 E: 0 K: 0 S: 6	H: 1 LOB: 0 BB: 0 P: 12	R: 0 E: 0 K: 1 S: 6	H: 0 LOB: 0 BB: 0 P: 9	R: 0 E: 0 K: 2 S: 11	H: 1 LOB: 1 BB: 0 P: 18	R: 0 E: 0 K: 0 S: 12	H: 1 LOB: 2 BB: 1 P: 24	R: 0 E: 0 K: 0 S: 11	H: 0 LOB: 0 BB: 0 P: 17	R: 0 E: 0 K: 1 S: 13	H: 1 LOB: 1 BB: 0 P: 19	1B: 5 2B: 1 3B: 0 HR: 0	SF: 0 SAC: 0 DP: 0 HBP: 1	WP: 0 PB: 0 SB: 0 CS: 0	PA: 36
PITCHER	IP WLS BF H R ER SO BB IBB HBP BLK WP HR S P ERA WHIP																					
Jason Marquis, R (1, 1) ERA: 1.46	6.1 W 26 5 1 1 6 2 0 1 0 0 0 64 113 1.42 1.105																					
Al Reyes, R (7, 1) ERA: 3.6	0.2 H 2 0 0 0 0 0 0 0 0 0 0 6 9 0.00 0.000																					
Ray King, L (8, 1) ERA:	1.0 3 0 0 0 0 0 0 0 0 0 0 11 17 0.00 0.000																					
Carmen Cali, L (9, 1) ERA:	1.0 4 1 0 0 1 0 0 0 0 0 0 13 19 0.00 1.000																					

Cincinnati Reds @ St. Louis Cardinals
 Busch Stadium, St. Louis, MO
 Tue Apr 12 2005, 7:10 PM CDT
 Att. 33,617 - Cloudy - 61 F

livebaseballscorecards.com

AB	32
R	1
H	6
RBI	1
BB	2
SO	7
LOB	14



BOTTOM

Cincinnati Reds @ St. Louis Cardinals
 Busch Stadium, St. Louis, MO
 Wed Apr 13 2005, 12:10 PM CDT
 Att: 28,772 - Cloudy - 47 F

livebaseballscorecards.com

AB	34
R	5
H	9
RBI	5
BB	5
SO	8
LOB	16



WP: 1	PA: 39
PB: 0	
SB: 0	
CS: 0	

AB R H RBI BB SO LOB

5	0	2	1	0	2	1
2	1	0	0	3	1	1
5	0	1	0	0	0	4
4	0	0	0	0	1	3
3	2	2	1	1	1	2
4	1	1	3	0	2	3
3	0	0	0	0	1	0
0	0	0	0	0	0	0
0	1	0	0	1	0	0
3	0	1	0	0	0	0
1	0	0	0	0	0	1
1	0	0	0	0	0	0
0	0	0	0	0	0	0
0	0	0	0	0	0	0
0	0	0	0	0	0	0
1	0	0	0	0	0	0
1	0	1	0	0	0	0

1B: 5	SF: 0
2B: 2	SAC: 0
3B: 0	DP: 2
HR: 2	HBP: 0

Batter	1	2	3	4	5	6	7	8	9
22 David Eckstein, R OBP: 0.467, SLG: 0.417 (1, 6)	1-1 G6-3		1-3 K		2-3 K		0-2 1B		3-2 G5-3 2B
Larry Walker, L OBP: 0.333, SLG: 0.385 (1, 9)	2-2 G3			4-2 5 1B BB		4-2 27 WP HR BB	3-3 K		4-0 IBB
5 Albert Pujols, R OBP: 0.290, SLG: 0.379 (1, 3)	0-2 G5-3			1-2 1B		1-2 F7		0-1 G5-3	0-0 G5-3
27 Scott Rolen, R OBP: 0.172, SLG: 0.179 (1, 5)		1-3 K		0-0 F8		3-1 L3		0-1 F8	
15 Jim Edmonds, L OBP: 0.385, SLG: 0.810 (1, 8)		2-2 HR		1-3 K		4-0 HR BB		0-0 2B	
Reggie Sanders, R OBP: 0.348, SLG: 0.905 (1, 7)		1-3 K		0-1 F9		1-0 HR		2-3 K	
Mark Grudzielanek, R OBP: 0.286, SLG: 0.250 (1, 4)		2-0 G6-3			1-3 K	1-1 G6-3			4-1 7 1B 22 2B BB
Ray King, L (8, 1)									
44 Jason Istringhausen, R (9, 1)									
So Taguchi, R OBP: 0.667, SLG: 2.000 (9, 7)									
4 Yadier Molina, R OBP: 0.053, SLG: 0.053 (1, 2)			1-1 30 G4-6-3 1B		0-1 G4-3		2-2 G6-3		1-2 F8
Roger Cedeno, S OBP: 0.111, SLG: 0.125 (9, PH)									
30 Mark Mulder, L (1, 1)									
John Mabry, L OBP: 1.000, SLG: 1.000 (5, PH)									
Jason Marquis, L OBP: 0.250, SLG: 0.750 (5, PR)									
34 Randy Flores, L (8, 1)									
Julian Tavarez, L (7, 1)									
Abraham Nunez, S OBP: 0.143, SLG: 0.571 (7, 4)									
7 Hector Luna, R OBP: 0.250, SLG: 0.250 (9, 4)									

Inning Stats	R: 0 E: 0 K: 0 S: 8	H: 0 LOB: 0 BB: 0 P: 11	R: 1 E: 0 K: 2 S: 12	H: 1 LOB: 0 BB: 0 P: 18	R: 0 E: 0 K: 1 S: 6	H: 1 LOB: 2 BB: 1 P: 18	R: 0 E: 0 K: 2 S: 13	H: 1 LOB: 1 BB: 0 P: 16	R: 3 E: 0 K: 0 S: 11	H: 1 LOB: 0 BB: 2 P: 25	R: 0 E: 0 K: 1 S: 12	H: 1 LOB: 1 BB: 0 P: 19	R: 0 E: 0 K: 1 S: 8	H: 1 LOB: 1 BB: 0 P: 10	R: 1 E: 0 K: 0 S: 10	H: 2 LOB: 2 BB: 2 P: 23	1B: 5 2B: 2 3B: 0 HR: 2	SF: 0 SAC: 0 DP: 2 HBP: 0
--------------	------------------------------	----------------------------------	-------------------------------	----------------------------------	------------------------------	----------------------------------	-------------------------------	----------------------------------	-------------------------------	----------------------------------	-------------------------------	----------------------------------	------------------------------	----------------------------------	-------------------------------	----------------------------------	----------------------------------	------------------------------------

PITCHER	IP	WLS	BF	H	R	ER	SO	BB	IBB	HBP	BLK	WP	HR	S	P	ERA	WHIP
31 Matt Belisle, R ERA: 3.52 (1, 1)	5.0	W	19	4	1	1	6	1	0	0	0	0	1	51	72	1.80	1.000
25 David Weathers, R ERA: 9.0 (6, 1)	1.0		6	1	3	3	0	2	0	0	0	1	1	11	25	27.00	3.000
Ryan Wagner, R ERA: 1.8 (7, 1)	2.0	H	8	2	0	0	2	0	0	0	0	0	0	20	29	0.00	1.000
Danny Graves, R ERA: 2.7 (9, 1)	1.0	S	6	2	1	1	0	1	1	0	0	0	0	10	23	9.00	3.000

Batter	1	2	3	4	5	6	7	8	9	AB	R	H	RBI	BB	SO	LOB	TOP								
28 Adam Everett, R (1, 6) OBP: 0.279, SLG: 0.250	2-3 K		1-2 F8		0-0 B2		0-0 G3 5 SF8 2B	1-0 2B		5	2	2	0	0	1	2									
Craig Biggio, R (1, 4) OBP: 0.450, SLG: 0.639 Mike Lamb, L (8, 3) OBP: 0.333, SLG: 0.429	2-1 G6-3			4-1 16 HR BB		1-2 5 2B 1B 2B	0-1 G3	2-3 K		4	2	1	0	1	1	2									
5 Jeff Bagwell, R (1, 3) OBP: 0.350, SLG: 0.471 Russ Springer, R (8, 1)	1-2 E1			0-0 F9		0-1 1B 16 HR 2B	0-0 SF8	4-1 2B		3	2	1	1	1	0	1									
54 Brad Lidge, R (9, 1)										0	0	0	0	0	0	0									
Morgan Ensberg, R (1, 5) OBP: 0.441, SLG: 0.567	2-3 K			2-3 K		0-0 16 HR 1B	1-0 16 1B 1B	0-1 2B		5	2	3	3	0	2	2									
16 Jason Lane, R (1, 9) OBP: 0.333, SLG: 0.737			1-0 F9		1-0 1-H HR	1-1 1-H HR	1-1 1B BB	3-2 F9		5	3	3	5	0	0	1									
Luke Scott, L (1, 7) OBP: 0.320, SLG: 0.348			2-3 K		1-1 F7	1-3 K	4-2 1B BB		0-3 K	4	0	0	0	1	3	0									
Raul Chavez, R (1, 2) OBP: 0.375, SLG: 0.500			0-0 F9		1-1 44 1B 28 B2 2B	1-1 P4	0-0 1-2 2-H 3-H 1B		0-1 P2	5	0	2	2	0	0	0									
Willy Taveras, R (1, 8) OBP: 0.405, SLG: 0.438			0-1 B2-3		2-0 L7	3-1 3B	3-2 G1-3		0-1 F9	5	0	1	0	0	0	3									
44 Roy Oswalt, R (1, 1) OBP: 0.286, SLG: 0.286 2 Chris Burke, R (8, PH) OBP: 0.267, SLG: 0.214			2-3 K		0-0 1B			0-2 G6-3		3	0	1	0	0	2	1									
										1	0	0	0	0	0	0									
Inning Stats	R: 0 E: 1 K: 2 S: 14	H: 0 LOB: 1 BB: 0 P: 21	R: 0 E: 0 K: 1 S: 5	H: 0 LOB: 0 BB: 0 P: 8	R: 0 E: 0 K: 1 S: 10	H: 0 LOB: 0 BB: 0 P: 13	R: 2 E: 0 K: 1 S: 8	H: 1 LOB: 0 BB: 1 P: 16	R: 0 E: 0 K: 0 S: 5	H: 2 LOB: 1 BB: 0 P: 8	R: 4 E: 0 K: 2 S: 20	H: 5 LOB: 1 BB: 0 P: 29	R: 3 E: 0 K: 0 S: 14	H: 4 LOB: 2 BB: 1 P: 23	R: 2 E: 0 K: 1 S: 13	H: 2 LOB: 1 BB: 1 P: 23	R: 0 E: 0 K: 1 S: 7	H: 0 LOB: 0 BB: 0 P: 7	1B: 5 2B: 7 3B: 1 HR: 2	SF: 1 SAC: 0 DP: 1 HBP: 0	WP: 0 PB: 0 SB: 0 CS: 0	PA: 44			
PITCHER	IP	WLS	BF	H	R	ER	SO	BB	IBB	HBP	BLK	WP	HR	S	P	ERA	WHIP								
Paul Wilson, R (1, 1) ERA: 6.35	5.0	L	23	7	6	6	5	1	0	0	0	0	2	50	76	10.80	1.600								
Joe Valentine, R (6, 1) ERA:	1.0		4	1	0	0	2	0	0	0	0	0	0	12	19	0.00	1.000								
Ben Weber, R (7, 1) ERA: 12.27	1.0		8	4	3	3	0	1	0	0	0	0	0	14	23	27.00	5.000								
25 David Weathers, R (8, 1) ERA: 10.5	1.0		6	2	2	2	1	1	0	0	0	0	0	13	23	18.00	3.000								
Kent Mercker, L (9, 1) ERA: 2.7	1.0		3	0	0	0	1	0	0	0	0	0	0	7	7	0.00	0.000								

Houston Astros @ Cincinnati Reds
Great American Ball Park, Cincinnati, OH

Fri Apr 15 2005, 7:10 PM EDT
Att: 31,740 - Clear - 68 F

livebaseballscorecards.com

AB	40
R	11
H	14
RBI	11
BB	3
SO	9
LOB	12



Batter	1	2	3	4	5	6	7	8	9	AB	R	H	RBI	BB	SO	LOB
D'Angelo Jimenez, S OBP: 0.364, SLG: 0.310 (1, 4)	1-1 G3		1-3 K			0-0 1B	1-0 G6-3			4	0	1	0	0	1	2
Ken Griffey Jr., L OBP: 0.290, SLG: 0.310 (1, 8)	1-3 K			1-2 L7		1-2 F8		2-0 P5		4	0	0	0	0	1	2
Sean Casey, L OBP: 0.256, SLG: 0.270 (1, 3)	1-1 F7			0-0 G6-3		3-2 SF8		1-3 K		3	0	0	1	0	1	0
Joe Randa, R OBP: 0.500, SLG: 0.781 Kent Mercker, L (9, 1)		2-2 K		4-1 BB		2-3 K		1-0 F9		3	0	0	0	1	2	1
Adam Dunn, L OBP: 0.257, SLG: 0.500 (1, 7)		1-3 K		3-3 K			2-0 G5-3 2B		2-3 K	4	1	1	0	0	3	1
Austin Kearns, R OBP: 0.294, SLG: 0.333 (1, 9)		0-1 1B		1-3 K		1-2 G5-3		0-3 K		4	0	1	0	0	2	1
Rich Aurilia, R OBP: 0.160, SLG: 0.240 (1, 6)		1-1 G5-3		2-2 K		1-0 G5-3 2B		2-3 K		4	0	1	1	0	2	1
Jason LaRue, R OBP: 0.467, SLG: 0.348 Javier Valentin, S OBP: 0.250, SLG: 0.500 (1, 2) (8, 2)			3-2 G5-3		0-1 G1-3		1-0 G5-3 HBP			2	0	0	0	0	0	0
Paul Wilson, R OBP: 0.187, SLG: 0.167 Joe Valentine, R OBP: 0.400, SLG: 0.250 Jacob Cruz, L OBP: 0.250, SLG: 0.250 Ben Weber, R OBP: 0.250, SLG: 0.250 Wily Mo Peña, R OBP: 0.250, SLG: 0.250 25 David Weathers, R OBP: 0.250, SLG: 0.250 6 Ryan Freel, R OBP: 0.533, SLG: 0.455 (1, 1) (6, 1) (6, PH) (7, 1) (7, PH) (8, 1) (9, 5)			1-3 K		1-2 F8 1B SF8 1B		2-1 G5-3			1	0	0	0	0	1	0

Inning Stats	R: 0	H: 0	E: 0	K: 1	S: 9	H: 0	LOB: 0	BB: 0	P: 12	R: 0	H: 1	E: 0	K: 2	S: 12	H: 0	LOB: 1	BB: 0	P: 16	R: 0	H: 0	E: 0	K: 2	S: 11	H: 0	LOB: 0	BB: 0	P: 16	R: 0	H: 0	E: 0	K: 1	S: 9	H: 2	LOB: 1	BB: 0	P: 20	R: 1	H: 2	E: 0	K: 1	S: 13	H: 2	LOB: 2	BB: 0	P: 16	R: 0	H: 0	E: 0	K: 1	S: 5	H: 0	LOB: 0	BB: 0	P: 9	R: 0	H: 0	E: 0	K: 3	S: 12	H: 0	LOB: 0	BB: 0	P: 16	1B: 3	SF: 1	2B: 2	SAC: 0	3B: 0	DP: 0	HR: 0	HBP: 1	WP: 0	PA: 34
--------------	------	------	------	------	------	------	--------	-------	-------	------	------	------	------	-------	------	--------	-------	-------	------	------	------	------	-------	------	--------	-------	-------	------	------	------	------	------	------	--------	-------	-------	------	------	------	------	-------	------	--------	-------	-------	------	------	------	------	------	------	--------	-------	------	------	------	------	------	-------	------	--------	-------	-------	-------	-------	-------	--------	-------	-------	-------	--------	-------	--------

PITCHER	IP	WLS	BF	H	R	ER	SO	BB	IBB	HBP	BLK	WP	HR	S	P	ERA	WHIP
44 Roy Oswalt, R ERA: 4.5 (1, 1)	7.0	W	28	5	2	2	9	1	0	1	0	0	0	70	108	2.57	0.857
Russ Springer, R ERA: 7.36 (8, 1)	1.0		3	0	0	0	1	0	0	0	0	0	0	5	9	0.00	0.000
54 Brad Lidge, R ERA: (9, 1)	1.0		3	0	0	0	3	0	0	0	0	0	0	12	16	0.00	0.000

BOTTOM

Houston Astros @ Cincinnati Reds
Great American Ball Park, Cincinnati, OH

Fri Apr 15 2005, 7:10 PM EDT
Att. 31,740 - Clear - 68 F

livebaseballscorecards.com

AB	31
R	2
H	5
RBI	2
BB	1
SO	13
LOB	10



Batter	1	2	3	4	5	6	7	8	9	AB R H RBI BB SO LOB	TOP		
28 Adam Everett, R (1, 6) OBP: 0.255, SLG: 0.225	1-0 F8		0-3 K		3-0 G6-3			1-3 K		4 0 0 0 0 2 1			
Craig Biggio, R (1, 4) OBP: 0.409, SLG: 0.575 Chad Harville, R (8, 1)	0-0 P5			3-2 P6		1-3 K		0-1 G2-3		4 0 0 0 0 1 0 0 0 0 0 0 0 0			
5 Jeff Bagwell, R (1, 3) OBP: 0.364, SLG: 0.486	4-0 FC5-4 BB			1-3 K		2-1 L8			2-1 1B 2B	3 1 1 0 1 1 0			
Morgan Ensberg, R (1, 5) OBP: 0.447, SLG: 0.545	1-1 FC5-4 1-2f			0-0 1B		4-2 BB			1-2 G1-3	3 0 1 0 1 0 2			
16 Jason Lane, R (1, 9) OBP: 0.302, SLG: 0.667			0-2 K		2-2 P4		1-3 K		0-0 G1-3	4 0 0 0 0 2 3			
2 Chris Burke, R (1, 7) OBP: 0.278, SLG: 0.235 Mike Lamb, L (9, PH) OBP: 0.400, SLG: 0.500 4 Eric Bruntlett, R (9, PR)			1-2 G5-3		0-1 2B 1B		0-0 P2		1-1 2-H 1B	3 1 1 0 0 0 0 1 0 1 1 0 0 0 0 0 0 0 0 0 0			
Brad Ausmus, R (1, 2) OBP: 0.200, SLG: 0.148 Jose Vizcaino, S (9, PH) OBP: 0.600, SLG: 1.000			0-0 G4-3		0-0 2B		3-1 G6-3		2-0 G4-3	3 0 1 1 0 0 0 1 0 0 0 0 0 1			
Willy Taveras, R (1, 8) OBP: 0.375, SLG: 0.400			0-2 P4		1-2 F7		2-2 K			3 0 0 0 0 1 1			
Andy Pettitte, L (1, 1) Orlando Palmeiro, L (8, PH) OBP: 0.500, SLG: 0.833 (8, 7)			0-1 G4-3		1-3 K			1-3 K		2 0 0 0 0 1 1 1 0 0 0 0 1 0			
Inning Stats	R: 0 H: 0 E: 0 LOB: 1 K: 0 BB: 1 S: 4 P: 10	R: 0 H: 0 E: 0 LOB: 0 K: 1 BB: 0 S: 10 P: 11	R: 0 H: 0 E: 0 LOB: 0 K: 1 BB: 0 S: 8 P: 8	R: 0 H: 1 E: 0 LOB: 1 K: 1 BB: 0 S: 10 P: 16	R: 1 H: 2 E: 0 LOB: 1 K: 1 BB: 0 S: 10 P: 15	R: 0 H: 0 E: 0 LOB: 1 K: 2 BB: 1 S: 17 P: 25	R: 0 H: 0 E: 0 LOB: 0 K: 1 BB: 0 S: 6 P: 11	R: 0 H: 0 E: 0 LOB: 0 K: 2 BB: 0 S: 9 P: 11	R: 1 H: 2 E: 0 LOB: 1 K: 0 BB: 0 S: 9 P: 15	1B: 3 SF: 0 2B: 2 SAC: 0 3B: 0 DP: 0 HR: 0 HBP: 0	WP: 0 PA: 34 PB: 0 SB: 0 CS: 0		
PITCHER	IP WLS BF H R ER SO BB IBB HBP BLK WP HR S P ERA WHIP											PITCHER	IP WLS BF H R ER SO BB IBB HBP BLK WP HR S P ERA WHIP
22 Eric Milton, L (1, 1) ERA: 4.86	7.0 W 26 3 1 1 7 2 0 0 0 0 0 0 65 96 1.29 0.714												
Ryan Wagner, R (8, 1) ERA: 1.5	1.0 H 3 0 0 0 2 0 0 0 0 0 0 0 9 11 0.00 0.000												
Danny Graves, R (9, 1) ERA: 4.15	1.0 S 5 2 1 1 0 0 0 0 0 0 0 0 9 15 9.00 2.000												

Houston Astros @ Cincinnati Reds
Great American Ball Park, Cincinnati, OH

Sat Apr 16 2005, 1:15 PM EDT
Att. 26,926 - Sunny - 66 F

livebaseballscorecards.com

AB	32
R	2
H	5
RBI	2
BB	2
SO	9
LOB	9



Batter	1	2	3	4	5	6	7	8	9
D'Angelo Jimenez, S OBP: 0.324, SLG: 0.273 (1, 4)	1-1 P3		2-2 G5-3		0-1 L4		2-1 G6-3		
Ken Griffey Jr., L OBP: 0.343, SLG: 0.406 (1, 8)	0-0 G3			4-2 1B BB	1-0 1B 2B		1-0 2B		
Sean Casey, L OBP: 0.279, SLG: 0.293 (1, 3)	1-1 G4-3			0-0 F7-6-3 1B	1-1 FC5-4 1B		2-2 P6		
Joe Randa, R OBP: 0.452, SLG: 0.694 (1, 5)		0-1 F8		2-1 F7-6-3 1-1	0-0 FC5-4 1-2f		2-1 F8		
Austin Kearns, R OBP: 0.289, SLG: 0.303 (1, 9)		2-3 K		4-1 1B BB		0-1 G5-3	3-2 K		
Wily Mo Peña, R OBP: 0.316, SLG: 0.737 (1, 7)		0-3 K		0-1 1B 1B		3-1 2B	2-3 K		
Rich Aurilia, R OBP: 0.214, SLG: 0.259 (1, 6)			0-1 B2	0-1 1B		4-2 G5-4-3 BB			
Jason LaRue, R OBP: 0.455, SLG: 0.346 (1, 2)			1-1 FC1-6 1B	1-2 P3		3-2 G5-4-3			
22 Eric Milton, L (1, 1)			0-1 FC1-6		0-1 G1-3		1-3 K		
6 Ryan Freel, R OBP: 0.500, SLG: 0.417 (7, PH)									
Ryan Wagner, R (8, 1)									
Danny Graves, R (9, 1)									

AB	R	H	RBI	BB	SO	LOB
4	0	0	0	0	0	1
3	1	2	0	1	0	0
4	0	2	0	0	0	1
4	0	0	0	0	0	4
3	1	0	0	1	2	0
4	1	2	1	0	2	0
2	0	1	2	1	0	0
3	0	1	0	0	0	3
2	0	0	0	0	0	1
1	0	0	0	0	1	0
0	0	0	0	0	0	0
0	0	0	0	0	0	0
1B: 5	SF: 0	WP: 0	PA: 33			
2B: 4	SAC: 0	PB: 0				
3B: 0	DP: 2	SB: 0				
HR: 0	HBP: 0	CS: 0				


BOTTOM

Houston Astros @ Cincinnati Reds
Great American Ball Park, Cincinnati, OH

Sat Apr 16 2005, 1:15 PM EDT
Att. 26,926 - Sunny - 66 F

livebaseballscorecards.com

AB	30
R	3
H	8
RBI	3
BB	3
SO	5
LOB	10



Inning Stats		R	H	E	K	S	R		H	E	K	S	R		H	E	K	S	R		H	E	K	S	R		H	E	K	S	R		H	E	K	S																
R: 0 H: 0 E: 0 K: 0 S: 5		0	0	0	0	7	R: 0 H: 0 E: 0 K: 2 S: 8		0	0	0	10	R: 0 H: 1 E: 0 K: 0 S: 10		1	1	0	0	13	R: 3 H: 3 E: 0 K: 0 S: 13		3	3	0	24	R: 0 H: 2 E: 0 K: 0 S: 8		2	2	0	0	10	R: 0 H: 1 E: 0 K: 0 S: 9		1	1	0	19	R: 0 H: 1 E: 0 K: 1 S: 11		1	1	0	0	17	R: 0 H: 0 E: 0 K: 2 S: 8		0	0	0	0	15

PITCHER		IP	WLS	BF	H	R	ER	SO	BB	IBB	HBP	BLK	WP	HR	S	P	ERA	WHIP
Andy Pettitte, L ERA: 3.44 (1, 1)		7.0	L	30	8	3	3	3	3	3	0	0	0	0	64	100	3.86	1.571
Chad Harville, R ERA: (8, 1)		1.0		3	0	0	0	2	0	0	0	0	0	8	15	0.00	0.000	

Batter	1	2	3	4	5	6	7	8	9	AB R H RBI BB SO LOB	TOP																												
2 Chris Burke, R OBP: 0.304, SLG: 0.238 (1, 4)	4-1 CS 1B BB		1-3 K		1-3 K		0-2 1B		0-2 F9	4 0 1 1 1 2 4																													
Jose Vizcaino, S OBP: 0.556, SLG: 0.875 (1, 6)	0-1 1B			3-2 5 1B 2B		0-1 F8		3-2 P6-4		4 1 2 0 0 0 3																													
5 Jeff Bagwell, R OBP: 0.375, SLG: 0.475 (1, 3)	1-3 K			1-0 16 HR 1B		4-1 G1-4-3 BB		2-3 K		3 1 1 1 1 2 2																													
Mike Lamb, L OBP: 0.286, SLG: 0.333 Willy Taveras, R OBP: 0.375, SLG: 0.400 (1, 7) (8, 8)	3-3 K			0-2 P5		1-2 L7		1-3 K		4 0 0 0 0 2 4 0 0 0 0 0 0 0																													
Morgan Ensberg, R OBP: 0.405, SLG: 0.486 (1, 5)				1-3 K		0-2 G1-4-3		3-3 K		4 0 0 0 0 3 2																													
16 Jason Lane, R OBP: 0.319, SLG: 0.739 (1, 8) (8, 9)				1-2 F9		0-1 HR			0-1 28 WP 2B	4 1 2 2 0 0 0 0 0 0 0 0 0 0																													
4 Eric Bruntlett, R (9, PR)																																							
Luke Scott, L OBP: 0.310, SLG: 0.308 (1, 9) (8, 7)				0-3 K		3-2 P6		4-1 2B BB	0-0 F8	3 1 0 0 1 1 1																													
Raul Chavez, R OBP: 0.333, SLG: 0.500 (1, 2)				0-3 K		0-1 L3		1-1 1B 2 1B 2B	0-0 F7	4 1 1 1 0 1 1																													
Brandon Duckworth, R OBP: 0.500, SLG: 1.000 Russ Springer, R Orlando Palmeiro, L OBP: 0.690, SLG: 0.833 Craig Biggio, R OBP: 0.422, SLG: 0.585 Chad Qualls, R 28 Adam Everett, R OBP: 0.271, SLG: 0.225 (1, 1) (6, 1) (7, PH) (7, PH) (7, 1) (8, PH)				2-2 G6-3		3-2 2B		0-0 P6-4 2 1B	4-0 BB BB BB BB	2 0 1 0 0 0 0 0 0 0 0 0 0 0 0 0 0 0 0 0 0 1 0 1 0 0 0 0 0 0 0 0 0 0 0 0 0 0 0 0 1 0 0																													
Inning Stats	R: 0 E: 0 K: 2 S: 13	H: 1 LOB: 2 BB: 1 P: 21	R: 0 E: 0 K: 2 S: 9	H: 0 LOB: 0 BB: 0 P: 11	R: 0 E: 0 K: 2 S: 10	H: 0 LOB: 0 BB: 0 P: 13	R: 3 E: 0 K: 1 S: 15	H: 3 LOB: 0 BB: 0 P: 23	R: 0 E: 0 K: 1 S: 10	H: 1 LOB: 1 BB: 0 P: 14	R: 0 E: 0 K: 0 S: 7	H: 0 LOB: 0 BB: 1 P: 12	R: 2 E: 0 K: 0 S: 15	H: 3 LOB: 1 BB: 1 P: 24	R: 0 E: 0 K: 3 S: 11	H: 0 LOB: 0 BB: 0 P: 17	R: 0 E: 0 K: 0 S: 7	H: 1 LOB: 3 BB: 1 P: 11	1B: 4 2B: 6 3B: 0 HR: 1	SF: 0 SAC: 0 DP: 3 HBP: 0	WP: 1 PB: 0 SB: 0 CS: 1	PA: 37																	
PITCHER	IP	WLS	BF	H	R	ER	SO	BB	IBB	HBP	BLK	WP	HR	S	P	ERA	WHIP	PITCHER	IP	WLS	BF	H	R	ER	SO	BB	IBB	HBP	BLK	WP	HR	S	P	ERA	WHIP				
39 Aaron Harang, R ERA: 3.93 (1, 1)	6.0		23	5	3	3	8	2	0	0	0	0	1	64	94	4.50	1.167																						
Joe Valentine, R ERA: 4.15 (7, 1)	0.1	H	3	1	2	2	0	1	0	0	0	0	0	6	12	54.00	6.000																						
Kent Mercker, L ERA: 2.25 (7, 1)	0.2	B	3	2	0	0	0	0	0	0	0	0	0	9	12	0.00	3.000																						
Ryan Wagner, R ERA: 1.29 (8, 1)	1.0	W	3	0	0	0	3	0	0	0	0	0	0	11	17	0.00	0.000																						
Danny Graves, R ERA: 3.38 (9, 1)	1.0	S	5	1	0	0	0	1	0	0	0	1	0	7	11	0.00	2.000																						

Houston Astros @ Cincinnati Reds
Great American Ball Park, Cincinnati, OH
Sun Apr 17 2005, 1:15 PM EDT
Att: 25,762 - Partly Cloudy - 72 F

livebaseballscorecards.com

AB	33
R	5
H	9
RBI	5
BB	4
SO	11
LOB	17



Batter	1	2	3	4	5	6	7	8	9	AB R H RBI BB SO LOB	TOP																									
Jerry Hairston, R OBP: 0.444, SLG: 0.381 (1, 4) (8, 7)	0-2 G4-3	4-2 BB		2-1 HBP		1-0 E7 1B			0-2 K	3 0 1 0 1 1 1																										
Neff Perez, S OBP: 0.379, SLG: 0.517 (1, 6) (8, 4)	0-1 L6	1-2 L7		0-0 G4-3		1-3 K			2-1 16 F8 1B 1B	5 0 1 1 0 1 4																										
Corey Patterson, L OBP: 0.322, SLG: 0.404 (1, 8)	0-1 HR	0-0 G4-3			1-1 16 FC5-4 1B		0-0 B1-3		0-1 1B	5 1 3 1 0 0 2																										
16 Aramis Ramirez, R OBP: 0.345, SLG: 0.542 (1, 5)	1-2 HR		1-0 L9		0-0 25 FC5-4 FC6-4 1B		3-1 G5-3		0-0 F8	5 1 1 1 0 0 3																										
Jeromy Burnitz, L OBP: 0.316, SLG: 0.547 (1, 9)	3-2 25 HR 2B		2-0 HR		2-0 25 FC6-4 1B		1-0 G1-6-3		0-2 G4-3	5 2 3 1 0 0 2																										
25 Derrek Lee, R OBP: 0.475, SLG: 0.646 (1, 3)	1-2 HR		0-0 1B		1-0 FC6-4			0-2 F9		4 1 2 2 0 0 2																										
Todd Hollandsworth, L OBP: 0.326, SLG: 0.375 Jon Leicester, R (8, 1)	2-0 G4-3		1-0 P5		1-1 G1-3			1-2 G3		4 0 0 0 0 0 2 0 0 0 0 0 0 0																										
Michael Barrett, R OBP: 0.167, SLG: 0.256 (1, 2)		0-0 G6-3		1-3 K		2-3 K		0-0 L9		4 0 0 0 0 2 0																										
34 Kerry Wood, R OBP: 0.167, SLG: 0.333 Glendon Rusch, L (7, 1) Nomar Garciaparra, R OBP: 0.260, SLG: 0.205 (8, 6)		1-2 2B		2-2 G6-3		0-1 G6-3		4-2 WP 1B BB		3 0 1 0 0 0 0 0 0 0 0 0 0 0 0 1 0 0 1 0 0																										
Inning Stats	R: 4 E: 0 K: 0 S: 19	H: 4 LOB: 0 BB: 0 P: 26	R: 0 E: 0 K: 0 S: 15	H: 1 LOB: 2 BB: 1 P: 21	R: 1 E: 0 K: 0 S: 4	H: 2 LOB: 0 BB: 0 P: 8	R: 0 E: 0 K: 1 S: 8	H: 0 LOB: 1 BB: 0 P: 13	R: 0 E: 0 K: 0 S: 7	H: 2 LOB: 2 BB: 0 P: 12	R: 0 E: 1 K: 2 S: 12	H: 1 LOB: 1 BB: 0 P: 16	R: 0 E: 0 K: 0 S: 4	H: 0 LOB: 0 BB: 0 P: 8	R: 0 E: 0 K: 0 S: 8	H: 0 LOB: 0 BB: 0 P: 9	R: 1 E: 0 K: 1 S: 14	H: 2 LOB: 2 BB: 1 P: 20	1B: 6 2B: 2 3B: 0 HR: 4	SF: 0 SAC: 0 DP: 0 HBP: 1	WP: 1 PA: 41 PB: 0 SB: 1 CS: 0															
PITCHER	IP WLS BF H R ER SO BB IBB HBP BLK WP HR S P ERA WHIP																																			
31 Matt Belisle, R ERA: 6.75 (1, 1)	3.0		16	7	5	5	0	1	0	0	0	0	4	38	55	15.00	2.667																			
Ben Weber, R ERA: 7.94 (4, 1)	2.0		9	2	0	0	1	0	0	1	0	0	0	15	25	0.00	1.000																			
25 David Weathers, R ERA: 9.0 (6, 1)	1.0		4	1	0	0	2	0	0	0	0	0	0	12	16	0.00	1.000																			
Kent Mercker, L ERA: 1.5 (7, 1)	2.0	W	6	0	0	0	0	0	0	0	0	0	0	12	17	0.00	0.000																			
Danny Graves, R ERA: 4.26 (9, 1)	1.0	S	6	2	1	1	1	1	0	0	0	1	0	14	20	9.00	3.000																			

Chicago Cubs @ Cincinnati Reds
Great American Ball Park, Cincinnati, OH

Mon Apr 18 2005, 7:10 PM EDT
Att. 25,349 - Clear - 71 F

livebaseballscorecards.com

AB	38
R	6
H	12
RBI	6
BB	2
SO	4
LOB	16



Batter	1	2	3	4	5	6	7	8	9	AB R H RBI BB SO LOB	TOP		
Jerry Hairston, R (1, 9) OBP: 0.452, SLG: 0.417 Jeromy Burnitz, L (8, 9) OBP: 0.328, SLG: 0.574	0-3 K		3-2 16 1B 2B	0-0 F7			1-2 G5-3 HBP		0-1 FC1-5 2B	3 1 1 0 0 1 1 1 0 1 0 0 0 0			
Corey Patterson, L (1, 8) OBP: 0.328, SLG: 0.452	1-1 HR		0-0 16 1B 1B			3-1 G3	0-2 G5-3		0-0 FC1-5 FC6-4 2-3	5 2 2 1 0 0 2			
Nomar Garciaparra, R (1, 6) OBP: 0.236, SLG: 0.184	0-0 P3		0-0 P3			2-3 K	1-2 P3		0-0 FC6-4 1-2f	5 0 0 0 0 1 5			
16 Aramis Ramirez, R (1, 5) OBP: 0.350, SLG: 0.528	2-1 25 WP 1B		0-0 E8 1B			0-2 K	2-1 G6-3		0-2 P3	5 0 2 2 0 1 2			
25 Derrek Lee, R (1, 3) OBP: 0.476, SLG: 0.692	3-2 G4-3 1-2		1-3 K			3-2 G4-3 G3 1B		2-2 HR		4 2 2 1 0 1 2			
Jason Dubois, R (1, 7) OBP: 0.353, SLG: 0.533 Cliff Bartosh, L (8, 1) OBP: 1.000, SLG: 1.000		2-1 G6-4-3 HBP	2-3 K			3-1 G4-3 1-3		2-3 K		3 0 0 0 0 2 2 0 0 0 0 0 0 0			
Neifi Perez, S (1, 4) OBP: 0.364, SLG: 0.469		0-0 G6-4-3 1-2f		1-2 G6-3		1-0 G3		4-1 BB		3 0 0 1 1 0 1			
Michael Barrett, R (1, 2) OBP: 0.196, SLG: 0.349		1-1 F9		1-0 1B		1-0 HR		0-2 F9		4 1 2 1 0 0 1			
22 Mark Prior, R (1, 1) OBP: 0.500, SLG: 0.500 Todd Hollandsworth, L (8, PH) OBP: 0.319, SLG: 0.366 (8, 7)			1-2 2B 16 1B 1B	0-2 K		2-2 F9		0-0 F8		3 1 1 0 0 1 1 1 0 0 0 0 0 1			
Inning Stats	R: 1 H: 2 E: 0 LOB: 1 K: 1 BB: 0 S: 11 P: 17	R: 0 H: 0 E: 0 LOB: 0 K: 0 BB: 0 S: 4 P: 7	R: 3 H: 4 E: 1 LOB: 1 K: 2 BB: 0 S: 18 P: 25	R: 0 H: 1 E: 0 LOB: 1 K: 1 BB: 0 S: 9 P: 11	R: 0 H: 0 E: 0 LOB: 0 K: 2 BB: 0 S: 8 P: 13	R: 2 H: 2 E: 0 LOB: 0 K: 0 BB: 0 S: 10 P: 20	R: 0 H: 0 E: 0 LOB: 1 K: 0 BB: 0 S: 11 P: 15	R: 1 H: 1 E: 0 LOB: 1 K: 1 BB: 1 S: 13 P: 21	R: 0 H: 1 E: 1 LOB: 1 K: 0 BB: 0 S: 7 P: 7	1B: 6 SF: 0 2B: 2 SAC: 0 3B: 0 DP: 1 HR: 3 HBP: 2	WP: 1 PA: 40 PB: 0 SB: 1 CS: 0		
PITCHER	IP WLS BF H R ER SO BB IBB HBP BLK WP HR S P ERA WHIP											PITCHER	IP WLS BF H R ER SO BB IBB HBP BLK WP HR S P ERA WHIP
Brandon Clausen, L (1, 1) ERA: 5.4	5.0 L 22 7 4 3 6 0 0 1 0 1 1 50 73 5.40 1.400												
56 Todd Coffey, R (6, 1) ERA: 9.0	2.0 9 2 2 2 0 0 0 0 1 0 0 1 21 35 9.00 1.000												
Joe Valentine, R (8, 1) ERA: 4.26	2.0 9 2 1 1 1 1 0 0 0 0 1 20 28 4.50 1.500												

Chicago Cubs @ Cincinnati Reds
Great American Ball Park, Cincinnati, OH

Tue Apr 19 2005, 7:10 PM EDT
Att: 25,373 - Partly Cloudy - 71 F

livebaseballscorecards.com

AB	37
R	7
H	11
RBI	6
BB	1
SO	7
LOB	18



Batter	1	2	3	4	5	6	7	8	9	AB	R	H	RBI	BB	SO	LOB
6 Ryan Freel, R OBP: 0.524, SLG: 0.500 (1, 4)	2-1 1B		0-1 G6-3		4-1 BB		2-1 G5-3			3	0	1	0	1	0	0
Ken Griffey Jr., L OBP: 0.340, SLG: 0.381 (1, 8)	0-0 F8		1-1 F9		2-3 K			4-1 BB		3	0	0	0	1	1	2
Sean Casey, L OBP: 0.273, SLG: 0.269 (1, 3)	1-1 F7		0-0 G4-3		1-3 K			0-1 G3-6-3		4	0	0	0	0	1	3
Joe Randa, R OBP: 0.426, SLG: 0.652 (1, 5)	1-0 F8			1-1 G1-3		2-2 F8		3-2 F8		4	0	0	0	0	0	1
Adam Dunn, L OBP: 0.362, SLG: 0.700 (1, 7)		4-2 BB		1-3 K		0-0 2B		1-2 G5-3		3	0	1	0	1	1	0
Wily Mo Peña, R OBP: 0.355, SLG: 0.800 (1, 9)		0-0 F9		3-2 E		2-1 P6		3-1 G6-3		4	1	1	0	0	0	2
Rich Aurilia, R OBP: 0.194, SLG: 0.229 (1, 6)		2-2 K		0-0 E6		0-0 G5-3		1-2 P3		4	0	0	0	0	1	2
Javier Valentin, S OBP: 0.286, SLG: 0.429 (1, 2)		0-2 1B		0-3 K		0-2 G4-3				3	0	1	0	0	1	1
Brandon Claussen, R (1, 1)		0-3 K			1-2 F8		2-1 L5			1	0	0	0	0	1	2
Jacob Cruz, L (5, PH)										1	0	0	0	0	0	0
56 Todd Coffey, R (6, 1)										0	0	0	0	0	0	0
D'Angelo Jimenez, S (7, PH)										1	0	0	0	0	0	0
Joe Valentine, R (8, 1)										0	0	0	0	0	0	0

Inning Stats	R: 0	H: 1	E: 0	LOB: 1	K: 0	BB: 0	S: 7	R: 0	H: 1	E: 0	LOB: 2	K: 2	BB: 1	S: 14	R: 0	H: 0	E: 0	LOB: 0	K: 0	BB: 0	S: 5	R: 1	H: 1	E: 1	LOB: 1	K: 2	BB: 0	S: 13	R: 0	H: 0	E: 0	LOB: 1	K: 2	BB: 1	S: 11	R: 0	H: 1	E: 0	LOB: 1	K: 0	BB: 0	S: 10	R: 0	H: 0	E: 0	LOB: 0	K: 0	BB: 0	S: 7	R: 0	H: 0	E: 0	LOB: 0	K: 0	BB: 1	S: 7	R: 0	H: 0	E: 0	LOB: 0	K: 0	BB: 0	S: 8	R: 0	H: 0	E: 0	LOB: 0	K: 0	BB: 0	S: 8	1B: 2	SF: 0	2B: 2	SAC: 0	3B: 0	DP: 1	HR: 0	HBP: 0	WP: 0	PA: 34
PITCHER	IP	WLS	BF	H	R	ER	SO	BB	IBB	HBP	BLK	WP	HR	S	P	ERA	WHIP																																																															
22 Mark Prior, R (1, 1)	7.0		28	4	1	0	6	2	0	0	0	0	0	67	98	0.00	0.857																																																															
Cliff Bartosh, L (8, 1)	2.0		6	0	0	0	0	1	0	0	0	0	0	15	27	0.00	0.500																																																															

BOTTOM

Chicago Cubs @ Cincinnati Reds
Great American Ball Park, Cincinnati, OH
Tue Apr 19 2005, 7:10 PM EDT
Att. 25,373 - Partly Cloudy - 71 F

livebaseballscorecards.com

AB	31
R	1
H	4
RBI	0
BB	3
SO	6
LOB	13



Batter	1	2	3	4	5	6	7	8	9	AB R H RBI BB SO LOB	TOP											
Matt Lawton, L (1, 9) OBP: 0.408, SLG: 0.443	0-3 K	3-2 1B		1-1 G3-1			1-0 FC6-4 1B		0-1 2B	5 0 3 1 0 1 0												
2 Jack Wilson, R (1, 6) OBP: 0.194, SLG: 0.169	1-3 K	0-2 G3		0-3 K			1-3 K		1-0 G1-3	5 0 0 0 0 3 4												
Tike Redman, L (1, 8) OBP: 0.290, SLG: 0.370	0-1 1B			1-0 G3			0-1 F8		4-1 FC5-4 BB	4 0 1 0 1 0 1												
Jason Bay, R (1, 7) OBP: 0.313, SLG: 0.295	1-2 1B			1-2 L9			2-3 K		1-0 FC5-4	5 0 1 0 0 1 2												
Daryle Ward, L (1, 3) OBP: 0.244, SLG: 0.462	1-0 P4			3-1 1B 2B 1B			1-3 K		0-0 1B 3B	4 2 2 0 0 1 2												
Bobby Hill, S (1, 5) OBP: 0.524, SLG: 0.556				1-0 1B 2B 1B			2-1 G4-3		0-0 1B	4 2 3 1 0 0 0												
Rob Mackowiak, L (1, 4) OBP: 0.378, SLG: 0.452				0-2 1B SH2-3 1B			1-3 K2-3		2-3 K	4 0 2 2 0 2 1												
11 Humberto Cota, R (1, 2) OBP: 0.143, SLG: 0.429				0-3 K			1-1 F8		1-1 G4-3	4 0 0 0 0 1 4												
Oliver Pérez, L (1, 1) Rick White, R (5, 1) 6 Chris Duffy, L (7, PH) 16 Salomon Torres, R (7, 1) 12 Freddy Sanchez, R (9, PH)				0-0 SH2-3			1-3 K		2-1 F9	1 0 0 0 0 0 0 0 0 0 0 0 0 0 1 0 0 0 0 1 0 0 0 0 0 0 0 0 1 0 0 0 0 0 0												
Inning Stats	R: 0 E: 0 K: 2 S: 15	H: 2 LOB: 2 BB: 0 P: 18	R: 1 E: 0 K: 1 S: 14	H: 3 LOB: 2 BB: 0 P: 17	R: 2 E: 0 K: 0 S: 13	H: 3 LOB: 1 BB: 0 P: 20	R: 0 E: 0 K: 1 S: 6	H: 0 LOB: 0 BB: 0 P: 7	R: 0 E: 0 K: 2 S: 9	H: 0 LOB: 0 BB: 0 P: 12	R: 0 E: 0 K: 1 S: 7	H: 0 LOB: 0 BB: 0 P: 11	R: 0 E: 0 K: 2 S: 8	H: 1 LOB: 1 BB: 0 P: 11	R: 1 E: 0 K: 1 S: 10	H: 2 LOB: 1 BB: 0 P: 13	R: 0 E: 0 K: 0 S: 7	H: 1 LOB: 2 BB: 1 P: 15	1B: 9 2B: 2 3B: 1 HR: 0	SF: 0 SAC: 1 DP: 0 HBP: 0	WP: 1 PB: 0 SB: 0 CS: 0	PA: 40
PITCHER	IP WLS BF H R ER SO BB IBB HBP BLK WP HR S P ERA WHIP																					
Paul Wilson, R (1, 1) ERA: 5.63	7.0 W 30 9 3 3 9 0 0 0 0 1 0 72 96 3.86 1.286																					
Kent Mercker, L (8, 1) ERA: 2.7	0.2 H 4 2 1 1 1 0 0 0 0 0 0 8 10 13.50 3.000																					
Ryan Wagner, R (8, 1) ERA: 1.23	0.1 H 1 0 0 0 0 0 0 0 0 0 0 2 3 0.00 0.000																					
Danny Graves, R (9, 1) ERA: 3.68	1.0 S 5 1 0 0 0 0 1 0 0 0 0 0 7 15 0.00 2.000																					

Pittsburgh Pirates @ Cincinnati Reds
Great American Ball Park, Cincinnati, OH

Wed Apr 20 2005, 7:10 PM EDT
Att. 16,857 - Clear - 72 F

livebaseballscorecards.com

AB	38
R	4
H	12
RBI	4
BB	1
SO	10
LOB	14



Batter	1	2	3	4	5	6	7	8	9	AB	R	H	RBI	BB	SO	LOB
6 Ryan Freel, R OBP: 0.500, SLG: 0.450 Danny Graves, R (1, 7) (9, 1)	2-3 K		1-0 BB 1-2 1B	4-2 BB		2-0 G6-3		1-0 P3		4	0	1	0	1	1	1
D'Angelo Jimenez, S OBP: 0.294, SLG: 0.261 (1, 4)	1-1 CS 1B		4-2 SAFE BB 1-2 2-3 BB	1-0 P3		0-1 F8		2-1 2B		4	0	2	0	1	0	3
Joe Randa, R OBP: 0.390, SLG: 0.588 (1, 5)	3-2 G1-3 1-2		0-1 F3	3-2 F8			0-0 G5-3	1-2 F8		5	0	0	0	0	0	7
Adam Dunn, L OBP: 0.373, SLG: 0.727 (1, 3) (9, 7)		1-0 PB F7-2-5 2B	3-3 K		1-0 G4-3		3-2 HR 2B			4	1	2	0	0	1	3
Wily Mo Peña, R OBP: 0.371, SLG: 0.941 (1, 8)		3-2 G5-3		0-0 HR	1-2 F8		0-0 HR 2B			4	2	2	3	0	0	1
Austin Kearns, R OBP: 0.326, SLG: 0.306 (1, 9)		4-2 BB 2-3	3-1 HR 1B	4-1 WP BB		0-0 L9				2	1	1	0	2	0	0
Rich Aurilia, R OBP: 0.225, SLG: 0.410 (1, 6)		3-2 SAFE SAFE F7-2-5	1-0 HR 1B	1-1 L8		1-1 HR				4	2	2	3	0	0	3
Jason LaRue, R OBP: 0.432, SLG: 0.343 (1, 2)			0-0 G4-3	4-2 SH1-3 BB		4-2 SH1-3 BB		1-0 G3		2	0	0	0	2	0	0
Paul Wilson, R OBP: 0.286, SLG: 0.286 Kent Mercker, L (1, 1) (8, 1)			3-2 BB 6 1B	0-0 SH1-3		0-0 SH1-3		0-0 P4		1	0	1	0	0	0	0
Ryan Wagner, R Ken Griffey Jr., L OBP: 0.333, SLG: 0.372 Sean Casey, L OBP: 0.273, SLG: 0.269 (8, PH) (9, 3)			1-2 1B			1-2				0	0	0	0	0	0	0

Inning Stats	R: 0	H: 1	E: 0	LOB: 0	K: 1	S: 10	R: 0	H: 1	E: 0	LOB: 1	K: 0	S: 11	R: 0	H: 2	E: 0	LOB: 3	K: 1	S: 14	R: 3	H: 3	E: 0	LOB: 2	K: 0	S: 13	R: 0	H: 0	E: 0	LOB: 1	K: 0	S: 8	R: 0	H: 0	E: 0	LOB: 1	K: 0	S: 6	R: 3	H: 3	E: 0	LOB: 0	K: 0	S: 10	R: 0	H: 1	E: 0	LOB: 1	K: 0	S: 7					
	16	0	0	0	16	22	25	29	15	15	11																																										

PITCHER	IP	WLS	BF	H	R	ER	SO	BB	IBB	HBP	BLK	WP	HR	S	P	ERA	WHIP
Oliver Pérez, L ERA: 9.0 (1, 1)	4.0		21	7	3	3	2	4	0	0	0	0	2	48	92	6.75	2.750
Rick White, R ERA: 5.87 (5, 1)	2.0		8	0	0	0	0	2	0	0	0	1	0	14	27	0.00	1.000
16 Salomon Torres, R ERA: 3.72 (7, 1)	2.0	L	10	4	3	3	0	0	0	0	0	0	2	17	26	13.50	2.000

BOTTOM

Pittsburgh Pirates @ Cincinnati Reds
Great American Ball Park, Cincinnati, OH

Wed Apr 20 2005, 7:10 PM EDT
Att. 16,857 - Clear - 72 F

AB	31
R	6
H	11
RBI	6
BB	6
SO	2
LOB	18

livebaseballscores.com



WP: 1	PA: 39
PB: 1	
SB: 0	
CS: 1	

Batter	1	2	3	4	5	6	7	8	9	AB R H RBI BB SO LOB	TOP											
2 Jack Wilson, R OBP: 0.182, SLG: 0.159 (1, 6)	0-1 F8	1-2 P2		2-2 G4-3		0-1 FC5-4			0-0 SH	4 0 0 0 0 0 3												
Matt Lawton, L OBP: 0.395, SLG: 0.415 (1, 9)	1-1 F7		1-0 2B 1B HBP		0-0 P4		2-3 K	1-2 G1-3	4 1 0 0 0 1 2													
Jason Bay, R OBP: 0.347, SLG: 0.385 (1, 7)	1-0 BB 1B		2-1 1B G5-3 2B		3-1 HR		3-3 K	4-0 IBB	4 2 3 1 1 1 0													
Craig Wilson, R OBP: 0.367, SLG: 0.275 (1, 3)	4-2 BB		0-2 12 WP G5-3 1B		1-2 F9		3-2 G5-3	1-3 K	3 0 1 1 1 0 0													
Michael Gonzalez, R (7, 1)									0 0 0 0 0 0 0													
Bobby Hill, S OBP: 0.500, SLG: 0.526 (9, PH)									1 0 0 0 0 0 1 3													
Jose Mesa, R (9, 1)									0 0 0 0 0 0 0													
Tike Redman, L OBP: 0.250, SLG: 0.313 (1, 8)	2-0 F7		0-2 L3		1-2 G3			0-1 G4-3	0-2 G1-3	5 0 0 0 0 0 7												
Ty Wigginton, R OBP: 0.163, SLG: 0.188 (1, 5)		2-2 F9	1-0 G5-3		0-0 P4			0-0 2B		4 0 1 1 0 0 1												
12 Freddy Sanchez, R OBP: 0.355, SLG: 0.308 (1, 4)		4-2 2 WP 1B BB	2-2 G5-3		2-2 E7 SH1-3			1-2 G6-3		3 1 0 0 1 0 2												
David Ross, R OBP: 0.273, SLG: 0.594 (1, 2)		3-2 F7		2-2 K		2-0 SH1-3		3-2 G5-3		3 0 0 1 0 1 2												
Kip Wells, R OBP: 0.375, SLG: 0.286 (1, 1)		1-2 1B		0-2 G6-3		4-2 2 FC5-4 BB			4-2 2 SH BB	2 0 1 0 0 0 0												
Rob Mackowiak, L OBP: 0.391, SLG: 0.452 (6, PH)										0 0 0 0 1 0 0												
34 John Grabow, L (6, 1)										0 0 0 0 0 0 0												
Brian Meadows, R (6, 1)										0 0 0 0 0 0 0												
Daryle Ward, L OBP: 0.262, SLG: 0.462 (7, 3)										0 0 0 0 1 0 0												
Inning Stats	R: 0 E: 0 K: 0 S: 9	H: 1 LOB: 2 BB: 1 P: 17	R: 0 E: 0 K: 0 S: 17	H: 1 LOB: 2 BB: 1 P: 28	R: 2 E: 0 K: 0 S: 14	H: 2 LOB: 1 BB: 0 P: 20	R: 0 E: 0 K: 1 S: 12	H: 0 LOB: 0 BB: 0 P: 16	R: 1 E: 0 K: 0 S: 10	H: 1 LOB: 0 BB: 0 P: 15	R: 1 E: 1 K: 0 S: 11	H: 0 LOB: 1 BB: 1 P: 19	R: 0 E: 0 K: 2 S: 12	H: 0 LOB: 0 BB: 0 P: 20	R: 0 E: 0 K: 0 S: 12	H: 1 LOB: 1 BB: 0 P: 16	R: 0 E: 1 K: 1 S: 12	H: 0 LOB: 3 BB: 2 P: 22	1B: 3 2B: 2 3B: 0 HR: 1	SF: 0 SAC: 2 DP: 0 HBP: 1	WP: 2 PB: 0 SB: 0 CS: 0	PA: 41
PITCHER	IP WLS BF H R ER SO BB IBB HBP BLK WP HR S P ERA WHIP																					
22 Eric Milton, L ERA: 4.98 (1, 1)	5.0 L 23 5 3 3 1 2 0 1 0 0 2 1 62 96 5.40 1.400																					
25 David Weathers, R ERA: 7.88 (6, 1)	1.0 5 0 1 0 0 1 0 0 0 0 0 0 11 19 0.00 1.000																					
Ben Weber, R ERA: 5.87 (7, 1)	2.0 7 1 0 0 2 0 0 0 0 0 0 0 24 36 0.00 0.500																					
Kent Mercker, L ERA: 2.35 (9, 1)	1.0 6 0 0 0 1 1 1 0 0 0 0 0 12 22 0.00 1.000																					

Pittsburgh Pirates @ Cincinnati Reds
Great American Ball Park, Cincinnati, OH

Thu Apr 21 2005, 12:35 PM EDT
Att. 16,218 - Cloudy - 60 F

livebaseballscorecards.com

AB	33
R	4
H	6
RBI	4
BB	5
SO	4
LOB	20



Batter	1	2	3	4	5	6	7	8	9	AB R H RBI BB SO LOB
6 Ryan Freel, R OBP: 0.484, SLG: 0.458 (1, 5)	3-2 L4		1-2 G5-3		2-2 G4-6-3 WP 2B		2-2 G6-3		4-1 BB	4 1 1 0 1 0 0
Ken Griffey Jr., L OBP: 0.340, SLG: 0.348 (1, 8)	3-2 L7		1-2 G3		4-0 G4-6-3 BB		4-2 G1-6-3 BB		0-0 G4-3	3 0 0 0 2 0 2
Sean Casey, L OBP: 0.288, SLG: 0.291 (1, 3)	4-2 2B BB		1-0 PB 2B		0-0 G4-6-3 1-2f 2-3		1-1 G1-6-3 1-2f			3 1 1 0 1 0 3
Wily Mo Peña, R OBP: 0.385, SLG: 0.919 (1, 9)	3-2 1-H 2B		4-2 BB BB		2-2 L7 3-H		2-3 K			3 0 1 1 1 1 0
Adam Dunn, L OBP: 0.400, SLG: 0.717 (1, 7)	4-0 IBB		4-2 BB		2-1 FC4-6 1B 1B		1-1 G4-3			2 0 1 0 2 0 0
D'Angelo Jimenez, S OBP: 0.291, SLG: 0.260 (1, 4)	1-3 K		3-2 G3-1		2-2 SAFE FC4-6 1B 1-2		0-3 K2-3			4 0 1 0 0 2 5
Jason LaRue, R OBP: 0.396, SLG: 0.308 (1, 2)		1-2 F9		1-3 K		1-3 K		2-3 K		4 0 0 0 0 3 2
Felipe Lopez, S OBP: 0.286, SLG: 0.263 (1, 6)		1-3 K		2-3 K		1-1 FC4-6 FC5-4 1-2f 2-3		2-2 F9		4 0 0 0 0 2 2
22 Eric Milton, L 25 David Weathers, R Austin Kearns, R Ben Weber, R Kent Mercker, L Jacob Cruz, L		0-3 K		0-2 G1-3		0-1 FC5-4 1-2f		0-1 2B		2 0 0 0 0 1 0 0 0 0 0 0 0 0 1 0 0 0 0 0 2 0 0 0 0 0 0 0 0 0 0 0 0 0 0 1 0 1 0 0 0 0

Inning Stats	R: 1	H: 1	E: 0	K: 1	S: 18	H: 1	LOB: 2	BB: 2	P: 36	R: 0	H: 0	E: 0	K: 2	S: 9	H: 0	LOB: 0	BB: 0	P: 11	R: 0	H: 1	E: 0	K: 0	S: 15	H: 0	LOB: 3	BB: 2	P: 29	R: 0	H: 0	E: 0	K: 2	S: 10	R: 1	H: 1	E: 0	K: 0	S: 7	H: 2	LOB: 2	BB: 0	P: 19	R: 0	H: 0	E: 0	K: 0	S: 9	H: 0	LOB: 0	BB: 1	P: 16	R: 0	H: 0	E: 0	K: 2	S: 10	H: 1	LOB: 2	BB: 1	P: 18	1B: 2	SF: 0	2B: 4	SAC: 0	3B: 0	DP: 2	HR: 0	HBP: 0
--------------	------	------	------	------	-------	------	--------	-------	-------	------	------	------	------	------	------	--------	-------	-------	------	------	------	------	-------	------	--------	-------	-------	------	------	------	------	-------	------	------	------	------	------	------	--------	-------	-------	------	------	------	------	------	------	--------	-------	-------	------	------	------	------	-------	------	--------	-------	-------	-------	-------	-------	--------	-------	-------	-------	--------

PITCHER	IP	WLS	BF	H	R	ER	SO	BB	IBB	HBP	BLK	WP	HR	S	P	ERA	WHIP
Kip Wells, R ERA: 6.46 (1, 1)	5.0	W	22	3	2	2	5	4	1	0	0	1	0	59	104	3.60	1.400
34 John Grabow, L ERA: 3.18 (6, 1)	0.2	H	4	2	0	0	1	0	0	0	0	0	0	11	17	0.00	3.000
Brian Meadows, R ERA: 11.05 (6, PH)	0.2	H	2	0	0	0	0	0	0	0	0	0	0	5	7	0.00	0.000
Michael Gonzalez, L ERA: 4.7 (7, 1)	1.2	H	5	0	0	0	2	1	0	0	0	0	0	16	24	0.00	0.600
Jose Mesa, R ERA: 1.8 (9, 1)	1.0	S	5	1	0	0	1	1	0	0	0	0	0	10	18	0.00	2.000

BOTTOM

Pittsburgh Pirates @ Cincinnati Reds

Great American Ball Park, Cincinnati, OH

Thu Apr 21 2005, 12:35 PM EDT
Att: 16,218 - Cloudy - 60 F

livebaseballscorecards.com

AB	31
R	2
H	6
RBI	1
BB	7
SO	9
LOB	16



WP: 1	PA: 38
PB: 1	
SB: 0	
CS: 0	

Batter	1	2	3	4	5	6	7	8	9	AB R H RBI BB SO LOB	TOP							
D'Angelo Jimenez, S OBP: 0.283, SLG: 0.241 (1, 4)	4-1 S G3 1B BB	1-3 K		0-0 G4-3			1-1 F9		2-3 K	4 1 0 0 1 2 1								
Ken Griffey Jr., L OBP: 0.310, SLG: 0.314 (1, 8)	1-2 G3	0-3 K			0-3 K		0-2 P3		1-1 P4	5 0 0 0 0 2 2								
Sean Casey, L OBP: 0.286, SLG: 0.288 (1, 3)	1-3 K			1-2 FC6-4 1B		2-3 K	2-1 P5			4 0 1 0 0 2 1								
Joe Randa, R OBP: 0.397, SLG: 0.566 (1, 5)	4-2 1B BB			3-2 FC6-4 BB		4-1 BB		2-2 P3		2 0 0 0 2 0 1								
Adam Dunn, L OBP: 0.407, SLG: 0.694 (1, 7)	2-1 S 1B			1-3 K		3-3 K		4-2 1B BB		3 0 1 1 1 2 2								
Wily Mo Peña, R OBP: 0.372, SLG: 0.850 (1, 9)	0-3 K			1 SAFE 4-1 FC5-4 BB		1-1 G6-3		2-2 SAFE L6		3 0 0 0 1 1 3								
Rich Aurilia, R OBP: 0.273, SLG: 0.452 Felipe Lopez, S OBP: 0.286, SLG: 0.263 (8, PR) (8, 6)		3-2 39 1B 2B		2-2 FC5-4		4-1 BB		3-2 1-3 1B		3 1 2 0 1 0 2 0 0 0 0 0 0 0								
Javier Valentin, S OBP: 0.182, SLG: 0.273 (1, 2)		2-3 K		0-3 K		1 SAFE 1-3 K		1-1 G3		4 0 0 0 0 3 4								
39 Aaron Harang, R OBP: 0.111, SLG: 0.111 Kent Mercker, L Joe Valentine, R Jacob Cruz, L OBP: 0.300, SLG: 0.333 (1, 1) (7, 1) (7, 1) (9, PH)		1-1 K		1-3 K		1-3 K			3-2 F8	3 0 1 1 0 2 1 0 0 0 0 0 0 0 0 0 0 0 0 0 0 1 0 0 0 0 0 0								
Inning Stats	R: 1 H: 1 E: 0 LOB: 2 K: 2 BB: 2 S: 15 P: 27	R: 1 H: 2 E: 0 LOB: 1 K: 3 BB: 0 S: 14 P: 21	R: 0 H: 1 E: 0 LOB: 2 K: 1 BB: 1 S: 13 P: 24	R: 0 H: 0 E: 0 LOB: 0 K: 2 BB: 0 S: 7 P: 8	R: 0 H: 0 E: 0 LOB: 1 K: 3 BB: 1 S: 10 P: 19	R: 0 H: 0 E: 0 LOB: 1 K: 2 BB: 1 S: 9 P: 16	R: 0 H: 0 E: 0 LOB: 0 K: 0 BB: 0 S: 7 P: 10	R: 0 H: 1 E: 0 LOB: 2 K: 0 BB: 1 S: 13 P: 25	R: 0 H: 0 E: 0 LOB: 0 K: 1 BB: 0 S: 9 P: 15	1B: 4 SF: 0 2B: 1 SAC: 0 3B: 0 DP: 0 HR: 0 HBP: 0	WP: 0 PA: 38 PB: 0 SB: 2 CS: 0							
PITCHER	IP WLS BF H R ER SO BB IBB HBP BLK WP HR S P ERA WHIP																	
A.J. Burnett, R ERA: 2.4 (1, 1)	6.0	W	27	4	2	2	13	5	0	0	0	0	0	0	68	115	3.00	1.500
Matt Perisho, L ERA: 2.08 (7, 1)	1.0		3	0	0	0	0	0	0	0	0	0	0	7	10	0.00	0.000	
Jim Mecir, R ERA: 1.42 (8, 1)	1.0	H	5	1	0	0	0	1	0	0	0	0	0	13	25	0.00	2.000	
Guillermo Mota, R ERA: 2.08 (9, 1)	1.0	S	3	0	0	0	1	0	0	0	0	0	0	9	15	0.00	0.000	

Cincinnati Reds @ Florida Marlins
Dolphin Stadium, Miami, FL
Fri Apr 22 2005, 7:35 PM EDT
Att: 30,519 - Clear - 78 F

livebaseballscorecards.com

AB 32
R 2
H 5
RBI 2
BB 6
SO 14
LOB 17



Batter	1	2	3	4	5	6	7	8	9	AB R H RBI BB SO LOB	TOP										
6 Ryan Freel, R OBP: 0.500, SLG: 0.517 (1, 4) (2, 7)	1-1 G4-6-3 1B		1-0 2B		2-2 G1-3		0-0 G5-4-3 1-2f		2-2 1B	5 0 3 0 0 0 2											
Ken Griffey Jr., L OBP: 0.302, SLG: 0.291 (1, 8)	1-1 G4-6-3 1-2f		0-0 G3-1		1-3 K			4-0 1B BB	2-3 K 1-2	4 0 0 0 1 2 5											
Sean Casey, L OBP: 0.299, SLG: 0.290 (1, 3)	2-2 F8			0-1 1B 1B		4-1 HR BB		0-2 K		3 1 1 0 0 1 1											
Joe Randa, R OBP: 0.388, SLG: 0.544 (1, 5)		1-3 K		1-1 1B 1-2 FC4-6 1B		0-1 F7		1-0 F9		4 0 1 0 0 1 2											
Wily Mo Peña, R OBP: 0.386, SLG: 0.854 Felipe Lopez, S OBP: 0.333, SLG: 0.455 (1, 7) (2, 4)	2-1 1B		2-3 K		0-2 HR		0-2 1B			1 0 1 0 0 0 0 3 1 2 2 0 1 2											
Austin Kearns, R OBP: 0.292, SLG: 0.268 (1, 9)		2-2 K		1-0 F8		3-1 F7		3-3 K		4 0 0 0 0 2 5											
Rich Aurilia, R OBP: 0.250, SLG: 0.413 (1, 6)		2-3 K		0-0 FC4-6 1-2f		2-3 K			2-2 G6-3	4 0 0 0 0 2 3											
Jason LaRue, R OBP: 0.385, SLG: 0.286 (1, 2)			2-1 F9		4-2 31 SH1-4 BB		3-1 G6-3		2-3 K	3 0 0 0 1 1 0											
31 Matt Belisle, R 56 Todd Coffey, R D'Angelo Jimenez, S 25 David Weathers, R Adam Dunn, L OBP: 0.417, SLG: 0.720 (1, 1) (6, 1) (7, PH) (7, 1) (9, PH)			2-3 K		0-0 SH1-4		4-2 6 G5-4-3 BB		1-2 1B 2B	1 0 0 0 0 1 0 0 0 0 0 0 0 0 0 0 0 0 1 0 0 0 0 0 0 0 0 0 1 0 1 0 0 0 0											
Inning Stats	R: 0 E: 0 K: 0 S: 9	H: 1 LOB: 0 BB: 0 P: 13	R: 0 E: 0 K: 3 S: 11	H: 1 LOB: 1 BB: 0 P: 18	R: 0 E: 0 K: 1 S: 7	H: 1 LOB: 1 BB: 0 P: 12	R: 0 E: 0 K: 1 S: 11	H: 2 LOB: 2 BB: 0 P: 15	R: 0 E: 0 K: 1 S: 9	H: 0 LOB: 1 BB: 1 P: 16	R: 2 E: 0 K: 1 S: 11	H: 1 LOB: 0 BB: 1 P: 20	R: 0 E: 0 K: 0 S: 6	H: 0 LOB: 0 BB: 1 P: 13	R: 0 E: 0 K: 2 S: 13	H: 1 LOB: 2 BB: 1 P: 21	R: 0 E: 0 K: 2 S: 22	H: 2 LOB: 2 BB: 0 P: 31	1B: 6 2B: 2 3B: 0 HR: 1	SF: 0 SAC: 1 DP: 2 HBP: 0	WP: 0 PA: 38 PB: 0 SB: 1 CS: 0
PITCHER	IP WLS BF H R ER SO BB IBB HBP BLK WP HR S P ERA WHIP																				
Dontrelle Willis, L ERA: 1.5 (1, 1)	6.0 W 25 6 2 2 7 2 0 0 0 0 1 58 94 3.00 1.333																				
40 Nate Bump, R ERA: 1.86 (7, 1)	1.0 H 3 0 0 0 0 1 0 0 0 0 0 0 6 13 0.00 1.000																				
Matt Perisho, L ERA: 1.93 (8, 1)	0.1 H 2 0 0 0 1 1 0 0 0 0 0 0 6 10 0.00 3.000																				
Todd Jones, R ERA: 2.45 (8, 1)	0.2 H 3 1 0 0 1 0 0 0 0 0 0 0 7 11 0.00 1.500																				
Guillermo Mota, R ERA: 1.86 (9, 1)	1.0 S 5 2 0 0 2 0 0 0 0 0 0 0 0 22 31 0.00 2.000																				

Cincinnati Reds @ Florida Marlins
Dolphin Stadium, Miami, FL
Sat Apr 23 2005, 1:05 PM EDT
Att. 23,623 - Sunny - 82 F

livebaseballscorecards.com

AB	33
R	2
H	9
RBI	2
BB	4
SO	11
LOB	20



Batter	1	2	3	4	5	6	7	8	9	AB	R	H	RBI	BB	SO	LOB
Juan Pierre, L OBP: 0.370, SLG: 0.384 (1, 8)	1-1 1B E HBP		1-0 G6-3		2-2 CI CS		1-2 F8			2	1	0	0	0	0	0
Luis Castillo, S OBP: 0.431, SLG: 0.345 (1, 4)	3-1 E7 1B 1B		1-2 G6-3 HBP 1B 1B		3-3 SAFE K 1-2		2-2 G4-3			4	2	2	0	0	1	1
Carlos Delgado, L OBP: 0.416, SLG: 0.500 (1, 3)	2-0 1B 3-H		2-2 G6-3 1B HBP		0-0 1B 1B		1-3 K			3	1	2	1	0	1	0
Miguel Cabrera, R OBP: 0.346, SLG: 0.457 (1, 7)	3-3 K		1-1 G6-3 1-2 2-3		0-0 1B FC6-4		2-0 P4			4	0	1	0	0	1	3
Juan Encarnacion, R OBP: 0.380, SLG: 0.532 (1, 9)	2-2 K		2-2 1B 2-H 3-H		0-1 FC6-4 1-2f		1-3 K			4	0	1	2	0	2	3
Paul Lo Duca, R OBP: 0.419, SLG: 0.444 (1, 2)	3-1 F8		0-1 G5-3		0-0 CS 1B		4-1 BB			3	0	1	0	1	0	2
Mike Lowell, R OBP: 0.208, SLG: 0.294 (1, 5)		1-1 G5-3		1-1 G5-4-3 1B		0-1 F7		1-3 K		4	0	1	0	0	1	2
Alex Gonzalez, R OBP: 0.254, SLG: 0.309 (1, 6)		2-1 G4-3		3-2 G5-4-3 1-2f		4-1 BB				2	0	0	0	1	0	1
Dontrelle Willis, L OBP: 0.154, SLG: 0.154 (1, 1) 40 Nate Bump, L (7, 1) Matt Perisho, L (8, 1) Todd Jones, L (8, 1) Guillermo Mota, R (9, 1)		0-2 G6-3		2-1 G6-3		0-3 K				3	0	0	0	0	0	1

Inning Stats	R: 2	H: 2	E: 1	LOB: 1	K: 2	BB: 0	S: 12	R: 0	H: 0	E: 0	LOB: 0	K: 0	BB: 0	S: 7	R: 0	H: 2	E: 0	LOB: 0	K: 0	BB: 0	S: 13	R: 0	H: 1	E: 0	LOB: 0	K: 0	BB: 0	S: 7	R: 0	H: 2	E: 1	LOB: 2	K: 1	BB: 0	S: 11	R: 0	H: 0	E: 0	LOB: 0	K: 1	BB: 0	S: 9	R: 0	H: 0	E: 0	LOB: 1	K: 2	BB: 1	S: 9
--------------	------	------	------	--------	------	-------	-------	------	------	------	--------	------	-------	------	------	------	------	--------	------	-------	-------	------	------	------	--------	------	-------	------	------	------	------	--------	------	-------	-------	------	------	------	--------	------	-------	------	------	------	------	--------	------	-------	------

PITCHER	IP	WLS	BF	H	R	ER	SO	BB	IBB	HBP	BLK	WP	HR	S	P	ERA	WHIP
31 Matt Belisle, R (1, 1) ERA: 6.32	5.0	L	23	7	4	3	3	0	0	2	0	0	0	50	84	5.40	1.400
56 Todd Coffey, R (6, 1) ERA: 6.0	1.0		4	1	0	0	1	1	0	0	0	0	0	7	11	0.00	2.000
25 David Weathers, R (7, 1) ERA: 6.3	2.0		7	0	0	0	3	1	0	0	0	0	0	18	30	0.00	0.500


BOTTOM

Cincinnati Reds @ Florida Marlins
Dolphin Stadium, Miami, FL

Sat Apr 23 2005, 1:05 PM EDT
Att: 23,623 - Sunny - 82 F

AB	29
R	4
H	8
RBI	3
BB	2
SO	7
LOB	13

livebaseballscorecards.com



WP: 0	PA: 34
PB: 0	
SB: 0	
CS: 2	

Batter	1	2	3	4	5	6	7	8	9	AB R H RBI BB SO LOB	TOP	
6 Ryan Freel, R OBP: 0.488, SLG: 0.500 (1, 4)	1-1 G3-1 G6-3 1B		0-0 1B E 1B		0-1 G1-3		2-3 K		3-3 K	5 2 2 0 0 2 1		
Ken Griffey Jr., L OBP: 0.299, SLG: 0.288 (1, 8)	3-2 G3-1 1-3		1-2 E 1B		2-2 P5			2-3 K		4 0 1 0 0 1 1		
Sean Casey, L OBP: 0.324, SLG: 0.333 (1, 3)	1-0 G6-3 3-H		0-0 E4 1-2 2-H 1B		1-0 BB 1B			2-2 2B		4 0 3 1 0 0 0		
Joe Randa, R OBP: 0.366, SLG: 0.508 (1, 5)	0-1 F8		1-1 P3		1-2 F8			3-1 P3		4 0 0 0 0 0 4		
Adam Dunn, L OBP: 0.422, SLG: 0.692 (1, 7)			1-1 G4-3 F8		4-2 BB			4-0 IBB		2 0 0 0 2 0 2		
Austin Kearns, R OBP: 0.308, SLG: 0.289 (1, 9)			2-0 1B		2-2 G4-6-3 1B			0-1 G6-3		4 0 2 0 0 1 4		
Rich Aurilia, R OBP: 0.250, SLG: 0.420 (1, 6)			1-3 K		1-0 G4-6-3 1-2			0-1 P4		4 0 1 0 0 1 4		
Jason LaRue, R OBP: 0.364, SLG: 0.267 (1, 2)			2-3 K		0-0 L4			2-3 K		3 0 0 0 0 2 1		
Brandon Claussen, R (1, 1) Joe Valentine, R (6, 1) Jacob Cruz, L (7, PH) Ryan Wagner, R (7, 1) D'Angelo Jimenez, S (9, PH) Danny Graves, R (9, 1)			3-2 F7		2-2 G1-3			1-1 G4-3		2 0 0 0 0 0 0 0 0 0 0 0 0 0 1 0 0 0 0 0 0 0 0 0 0 0 0 0 1 0 0 0 0 0 1 0 0 0 0 0 0 0		
Inning Stats	R: 1 H: 1 E: 0 LOB: 0 K: 0 BB: 0 S: 8 P: 13	R: 0 H: 1 E: 0 LOB: 1 K: 2 BB: 0 S: 9 P: 15	R: 1 H: 3 E: 1 LOB: 2 K: 0 BB: 0 S: 14 P: 20	R: 0 H: 1 E: 0 LOB: 0 K: 0 BB: 0 S: 7 P: 10	R: 0 H: 0 E: 0 LOB: 0 K: 0 BB: 0 S: 9 P: 13	R: 0 H: 1 E: 0 LOB: 2 K: 1 BB: 1 S: 10 P: 16	R: 0 H: 0 E: 0 LOB: 0 K: 2 BB: 0 S: 8 P: 13	R: 0 H: 1 E: 0 LOB: 2 K: 1 BB: 1 S: 10 P: 21	R: 0 H: 1 E: 0 LOB: 1 K: 1 BB: 0 S: 12 P: 16	1B: 7 SF: 0 2B: 2 SAC: 1 3B: 0 DP: 1 HR: 0 HBP: 0	WP: 0 PA: 37 PB: 0 SB: 1 CS: 0	
PITCHER	IP WLS BF H R ER SO BB IBB HBP BLK WP HR S P ERA WHIP											
Brian Moehler, R (1, 1) ERA: 1.83	7.0 L 28 7 2 1 5 1 0 0 0 0 0 0 65 100 1.29 1.143											
Matt Perisho, L (8, 1) ERA: 1.8	0.1 2 1 0 0 1 0 0 0 0 0 0 6 10 0.00 3.000											
Todd Jones, R (8, 1) ERA: 2.0	1.2 7 1 0 0 1 0 1 0 0 0 0 16 27 0.00 0.600											

Cincinnati Reds @ Florida Marlins
Dolphin Stadium, Miami, FL
Sun Apr 24 2005, 1:05 PM EDT
Att. 28,219 - Sunny - 77 F

livebaseballscorecards.com

AB 34
R 2
H 9
RBI 1
BB 2
SO 7
LOB 18



Batter	1	2	3	4	5	6	7	8	9	AB	R	H	RBI	BB	SO	LOB
Juan Pierre, L (1, 8) OBP: 0.349, SLG: 0.359	0-1 B3		1-2 G3		1-1 G4-3		0-1 G4-3		0-3 K	5	0	0	0	0	1	2
Damion Easley, R (1, 4) OBP: 0.250, SLG: 0.240	0-2 P4		3-2 G6-3		0-0 L5			4-2 G4-6-3 BB		3	0	0	0	1	0	0
Carlos Delgado, L (1, 3) OBP: 0.407, SLG: 0.478	3-3 K		0-2 F9					1-1 G4-6-3 1-2f		3	0	0	0	0	1	1
Juan Encarnacion, R (1, 9) OBP: 0.373, SLG: 0.508			3-2 F9		4-1 1B HBP		3-0 1B HBP		0-1 G6-3	3	0	0	0	1	0	1
Paul Lo Duca, R (1, 2) OBP: 0.439, SLG: 0.456			3-2 2B 1B		0-1 F8		2-2 1-2 1B		4-2 DI 1B BB	3	1	2	0	1	0	1
Mike Lowell, R (1, 5) OBP: 0.224, SLG: 0.310			1-1 SAFE 1-3 2B		4-2 SAFE 1-2 BB		2-3 K		3-2 F7	3	0	1	0	1	1	3
Jeff Conine, R (1, 7) OBP: 0.263, SLG: 0.278			3-3 K		1-3 K		1-2 F8		2-1 F8	4	0	0	0	0	2	7
Alex Gonzalez, R (1, 6) OBP: 0.258, SLG: 0.298			4-0 IBB		3-1 F7		2-2 G5-3		1-2 BB 1B	2	0	0	0	1	0	2
Miguel Cabrera, R (9, PH) OBP: 0.354, SLG: 0.465										1	0	1	1	0	0	0
Chris Aguila, R (9, PR) OBP: 0.200, SLG: 0.200										0	0	0	0	0	0	0
Brian Moehler, R (1, 1) OBP: 0.425, SLG: 0.339			0-1 G1-3		0-2 G4-3		0-1 G4-3		4-1 BB	2	0	0	0	0	0	3
Luis Castillo, S (7, PH)									1-2 BB	1	0	0	0	0	0	0
Matt Perisho, L (8, 1)										0	0	0	0	0	0	0
Todd Jones, L (8, 1)										0	0	0	0	0	0	0
Lenny Harris, L (9, PH) OBP: 0.375, SLG: 0.286										0	0	0	0	1	0	0

Inning Stats	R: 0	H: 0	E: 0	K: 1	S: 8	H: 2	LOB: 3	BB: 1	P: 29	R: 0	H: 0	E: 0	K: 0	S: 9	H: 0	LOB: 2	BB: 2	P: 13	R: 0	H: 0	E: 0	K: 0	S: 6	H: 1	LOB: 2	BB: 0	P: 23	R: 0	H: 0	E: 0	K: 0	S: 7	H: 0	LOB: 0	BB: 0	P: 9	R: 0	H: 0	E: 0	K: 0	S: 6	H: 0	LOB: 0	BB: 1	P: 11	R: 1	H: 1	E: 0	K: 1	S: 16	H: 1	LOB: 2	BB: 2	P: 30	1B: 3	2B: 1	3B: 0	HR: 0	SF: 0	SAC: 0	DP: 1	HBP: 1	WP: 0	PA: 37
--------------	------	------	------	------	------	------	--------	-------	-------	------	------	------	------	------	------	--------	-------	-------	------	------	------	------	------	------	--------	-------	-------	------	------	------	------	------	------	--------	-------	------	------	------	------	------	------	------	--------	-------	-------	------	------	------	------	-------	------	--------	-------	-------	-------	-------	-------	-------	-------	--------	-------	--------	-------	--------

PITCHER	IP	WLS	BF	H	R	ER	SO	BB	IBB	HBP	BLK	WP	HR	S	P	ERA	WHIP
Brandon Claussen, L (1, 1) ERA: 2.61	5.1	W	23	3	0	0	3	2	1	1	0	0	0	55	97	0.00	0.938
Joe Valentine, R (6, 1) ERA: 3.12	0.2	H	2	0	0	0	1	0	0	0	0	0	0	6	9	0.00	0.000
Ryan Wagner, R (7, 1) ERA: 0.96	2.0	H	6	0	0	0	0	1	0	0	0	0	0	13	20	0.00	0.500
Danny Graves, R (9, 1) ERA: 4.32	1.0	S	6	1	1	1	1	2	0	0	0	0	0	16	30	9.00	3.000

BOTTOM

Cincinnati Reds @ Florida Marlins
Dolphin Stadium, Miami, FL
Sun Apr 24 2005, 1:05 PM EDT
Att: 28,219 - Sunny - 77 F

livebaseballscores.com

AB	30
R	1
H	4
RBI	1
BB	6
SO	5
LOB	20



Batter	1	2	3	4	5	6	7	8	9	AB R H RBI BB SO LOB	TOP											
6 Ryan Freel, R OBP: 0.457, SLG: 0.462 (1, 4)	2-2 F8	1-3 K		1-2 F9			2-3 K	1-1 1B		5 0 1 0 0 2 3												
Ken Griffey Jr., L OBP: 0.319, SLG: 0.328 (1, 8)	2-2 2B		0-0 1B		1-0 G4-3		1-2 2B 1B	2-1 G6-3		5 1 3 0 0 0 2												
Sean Casey, L OBP: 0.329, SLG: 0.329 (1, 3)	1-1 F8		3-1 F8		2-0 G4-3 2B 1B		2-0 F8		4-0 BB HR BB	4 2 1 0 1 0 3												
Joe Randa, R OBP: 0.382, SLG: 0.516 (1, 5)	4-1 BB		1-3 K		3-1 G4-3		0-0 2B	4-1 HR BB		3 1 1 1 2 1 2												
Adam Dunn, L OBP: 0.435, SLG: 0.750 (1, 7)	2-3 K		2-3 K		0-1 2B		4-1 BB	1-1 HR	1-1 HR	4 1 2 4 1 2 3												
Austin Kearns, R OBP: 0.298, SLG: 0.340 (1, 9)		1-3 K BB		0-0 HR	1-0 G4-3		1-3 K		1-1 P3	5 1 1 1 0 2 3												
Rich Aurilia, R OBP: 0.263, SLG: 0.407 (1, 6)		0-3 K		1-1 1B		0-1 G4-3		0-0 G6-3	4-2 DI BB	4 0 1 0 1 1 1												
Jason LaRue, R OBP: 0.350, SLG: 0.245 (1, 2)		4-2 BB		0-3 K		2-3 K		2-2 E6 6 1B	3-1 P4	4 0 0 0 1 2 2												
Paul Wilson, R OBP: 0.200, SLG: 0.200 (7, 1) Ben Weber, R OBP: 0.259, SLG: 0.273 (8, PH) Kent Mercker, L OBP: 0.259, SLG: 0.273 (8, 1) Jacob Cruz, L OBP: 0.259, SLG: 0.273 (8, 1) 56 Todd Coffey, R OBP: 0.378, SLG: 0.833 (9, PH) Wily Mo Peña, R OBP: 0.378, SLG: 0.833 (9, PH)		0-2 B1		2-3 K		2-3 K		1-3 K	2-3 K	3 0 0 0 0 0 2 3 0 0 0 0 0 0 0 0 0 0 0 0 0 0 0 0 1 0 0 0 0 0 1 1 0 0 0 0 0 0 0 0 1 0 0 0 0 0 1 1												
Inning Stats	R: 0 E: 0 K: 1 S: 14	H: 1 LOB: 2 BB: 1 P: 25	R: 0 E: 0 K: 3 S: 15	H: 0 LOB: 2 BB: 1 P: 21	R: 0 E: 0 K: 2 S: 11	H: 1 LOB: 1 BB: 0 P: 17	R: 1 E: 0 K: 2 S: 12	H: 2 LOB: 1 BB: 0 P: 16	R: 1 E: 0 K: 0 S: 7	H: 2 LOB: 1 BB: 0 P: 14	R: 0 E: 0 K: 2 S: 9	H: 0 LOB: 0 BB: 0 P: 13	R: 1 E: 0 K: 2 S: 16	H: 2 LOB: 2 BB: 1 P: 26	R: 0 E: 1 K: 1 S: 11	H: 1 LOB: 2 BB: 0 P: 17	R: 3 E: 0 K: 1 S: 16	H: 1 LOB: 1 BB: 3 P: 35	1B: 5 2B: 3 3B: 0 HR: 2	SF: 0 SAC: 0 DP: 0 HBP: 0	WP: 1 PB: 0 SB: 0 CS: 0	PA: 45
PITCHER	IP WLS BF H R ER SO BB IBB HBP BLK WP HR S P ERA WHIP																					
22 Mark Prior, R ERA: 0.95 (1, 1)	6.0 W 27 6 2 2 10 2 0 0 0 1 1 68 106 3.00 1.333																					
Cliff Bartosh, L ERA: 2.57 (7, 1)	0.2 H 5 2 1 1 1 1 0 0 0 0 0 0 13 22 13.50 4.500																					
43 Michael Wuertz, R ERA: 0.96 (7, 1)	0.1 H 1 0 0 0 1 0 0 0 0 0 0 0 3 4 0.00 0.000																					
LaTroy Hawkins, R ERA: 4.5 (8, 1)	1.0 5 1 0 0 1 0 0 0 0 0 0 0 11 17 0.00 1.000																					
Chad Fox, R ERA: 6.75 (9, 1)	0.1 5 1 3 3 0 3 0 0 0 0 0 1 11 25 81.00 12.000																					
PITCHER	IP WLS BF H R ER SO BB IBB HBP BLK WP HR S P ERA WHIP																					
Mike Remlinger, L ERA: 7.11 (9, 1)	0.2 2 0 0 0 1 0 0 0 0 0 0 0 2 10 0.00 0.000																					

Cincinnati Reds @ Chicago Cubs
Wrigley Field, Chicago, IL
Mon Apr 25 2005, 7:05 PM CDT
Att: 38,013 - Partly Cloudy - 59 F

livebaseballscorecards.com

AB	39
R	6
H	10
RBI	6
BB	6
SO	14
LOB	24



Batter	1	2	3	4	5	6	7	8	9	AB	R	H	RBI	BB	SO	LOB
Jerry Hairston, R OBP: 0.380, SLG: 0.381 (1, 8)	P2			1B	2B	1B	P4	HR		4	3	2	0	0	0	2
Neifi Perez, S OBP: 0.418, SLG: 0.604 (1, 6)	K			B2	2B		G3-1	HR		5	2	2	4	0	1	1
25 Derrek Lee, R OBP: 0.494, SLG: 0.690 (1, 3)	G4-3			1B	2B		SF8	G6-3		4	2	2	2	1	0	0
16 Aramis Ramirez, R OBP: 0.341, SLG: 0.443 (1, 5)		F7		F8	F8		2B	L5		4	1	0	0	1	0	3
Jeremy Burnitz, L OBP: 0.304, SLG: 0.521 (1, 9)		G4-3		1B	P5		SF8			3	0	1	2	0	0	1
Michael Barrett, R OBP: 0.242, SLG: 0.379 (1, 2)		G4-3		1B		G1-3	2B			4	0	3	2	0	0	0
Todd Hollandsworth, L OBP: 0.323, SLG: 0.352 (1, 7)			K	P4		G1-3	P2			4	0	0	0	0	1	4
Jose Macias, S OBP: 0.211, SLG: 0.176 (1, 4)		F8		1B	1B			F7		3	1	1	0	1	0	0
22 Mark Prior, R OBP: 0.429, SLG: 0.429 (6, PH) Corey Patterson, L OBP: 0.304, SLG: 0.442 Cliff Bartosh, L OBP: 1.000, SLG: 1.000 43 Michael Wuerzt, R LaTroy Hawkins, R Ben Grieve, L OBP: 1.000, SLG: 1.000 Chad Fox, R Mike Remlinger, L			G6-3	SH3		K	HR	1B		1	0	0	0	0	0	0

Inning Stats	R: 0	H: 0	E: 0	K: 1	S: 10	LOB: 0	BB: 0	P: 13	R: 0	H: 0	E: 0	K: 0	S: 5	LOB: 0	BB: 0	P: 10	R: 0	H: 0	E: 0	K: 1	S: 6	LOB: 0	BB: 0	P: 12	R: 2	H: 3	E: 0	K: 0	S: 13	LOB: 2	BB: 1	P: 19	R: 3	H: 4	E: 0	K: 0	S: 17	LOB: 1	BB: 0	P: 22	R: 0	H: 1	E: 0	K: 1	S: 11	LOB: 2	BB: 1	P: 16	R: 2	H: 2	E: 0	K: 0	S: 12	LOB: 1	BB: 1	P: 24	R: 3	H: 2	E: 0	K: 0	S: 10	LOB: 0	BB: 0	P: 15
PITCHER	IP	WLS	BF	H	R	ER	SO	BB	IBB	HBP	BLK	WP	HR	S	P	ERA	WHIP																																															
Paul Wilson, R ERA: 6.0 (1, 1)	6.0	L	28	8	5	5	3	2	0	0	0	0	0	62	92	7.50	1.667																																															
Ben Weber, R ERA: 7.88 (7, 1)	0.1		3	1	2	2	0	1	0	0	0	0	0	6	16	54.00	6.000																																															
Kent Mercker, L ERA: 4.15 (7, 1)	0.2		3	1	0	0	0	0	0	0	0	0	0	6	8	0.00	1.500																																															
56 Todd Coffey, R ERA: 11.25 (8, 1)	1.0		6	2	3	3	0	0	0	1	0	0	0	10	15	27.00	2.000																																															

BOTTOM

Cincinnati Reds @ Chicago Cubs
 Wrigley Field, Chicago, IL
 Mon Apr 25 2005, 7:05 PM CDT
 Att. 38,013 - Partly Cloudy - 59 F

livebaseballscorecards.com

AB	34
R	10
H	12
RBI	10
BB	3
SO	3
LOB	13



WP: 0	PA: 40
PB: 0	
SB: 1	
CS: 0	

BOTTOM

Cincinnati Reds @ Chicago Cubs
Wrigley Field, Chicago, IL
Tue Apr 26 2005, 7:05 PM CDT
Att. 38,113 - Clear - 50 F

livebaseballscorecards.com

AB 40
R 9
H 13
RBI 9
BB 1
SO 4
LOB 13



WP: 0 PA: 43
PB: 0
SB: 0
CS: 0

AB R H RBI BB SO LOB

5 1 2 0 0 0 2
0 0 0 0 0 0 0

5 1 1 0 0 0 1

4 2 1 2 0 1 1

4 1 2 2 1 0 1

4 1 2 0 0 0 0
0 0 0 0 0 0 0
1 0 1 1 0 0 0

5 2 2 2 0 0 4

3 1 1 2 0 1 0
2 0 0 0 0 1 2

3 0 1 0 0 1 0

2 0 0 0 0 0 1
0 0 0 0 0 0 0
1 0 0 0 0 0 0
0 0 0 0 0 0 0
0 0 0 0 0 0 0
0 0 0 0 0 0 0
1 0 0 0 0 0 1

1B: 8 SF: 1
2B: 0 SAC: 0
3B: 1 DP: 1
HR: 4 HBP: 1

Batter	1	2	3	4	5	6	7	8	9
Jerry Hairston, R (1, 4) Cliff Bartosh, L (9, 1) OBP: 0.382, SLG: 0.383 OBP: 1.000, SLG: 1.000	0-1 F9		0-0 1B		1-1 1B 25 SF8	0-1 G6-3		3-2 G5-3	
Corey Patterson, L (1, 8) OBP: 0.298, SLG: 0.427	0-0 B1-3		0-0 P6		0-1 1B 16 HR	3-2 G4-3		1-0 G6-3	
25 Derrek Lee, R (1, 3) OBP: 0.478, SLG: 0.707	2-0 HR		1-1 F8		0-2 SF8		2-3 K	2-2 E6 16 BB 5 1B	
16 Aramis Ramirez, R (1, 5) OBP: 0.356, SLG: 0.486	0-1 1B 1B		0-0 F8		0-0 HR		1-1 L6	4-2 G3 5 1B BB	
Michael Barrett, R (1, 2) Jon Leicester, R (8, 1) 5 Ronny Cedeno, R (9, 6) OBP: 0.250, SLG: 0.250	0-2 1B			0-1 HR 3B	1-0 F8		0-0 G6-3	0-1 G3 1B	
Jeromy Burnitz, L (1, 9)	1-0 F9			1-0 HR 1B	0-2 HR 1B		2-1 G4-3	0-0 G3	
Jason Dubois, R (1, 7) Todd Hollandsworth, L (8, PH) OBP: 0.346, SLG: 0.625 OBP: 0.313, SLG: 0.339		0-0 G6-3		1-3 K	1-0 HR		2-3 K	0-1 G3-1	
Neifi Perez, S (1, 6) OBP: 0.424, SLG: 0.589		1-1 38 G4-6-3 HBP		0-1 P3	2-3 K		1-0 24 E 1B		
38 Carlos Zambrano, S (1, 1) Glendon Rusch, L (5, 1) Jose Macias, S (6, PH) 43 Michael Wuerzt, R (7, 1) Mike Remlinger, L (7, 1) 13 Will Ohman, L (8, 1) 24 Henry Blanco, R (8, 2) OBP: 0.257, SLG: 0.571 OBP: 0.200, SLG: 0.167		0-1 G4-6-3		1-1 L5		0-0 G4-3		1-1 E5	

Inning Stats	R: 1	H: 3	E: 0	K: 0	S: 10	LOB: 2	BB: 0	P: 13	R: 0	H: 0	E: 0	K: 0	S: 4	LOB: 0	BB: 0	P: 5	R: 0	H: 1	E: 0	K: 0	S: 5	LOB: 1	BB: 0	P: 6	R: 2	H: 2	E: 0	K: 1	S: 12	LOB: 0	BB: 0	P: 15	R: 5	H: 5	E: 0	K: 1	S: 16	LOB: 0	BB: 0	P: 21	R: 0	H: 0	E: 0	K: 0	S: 6	LOB: 0	BB: 0	P: 9	R: 0	H: 0	E: 0	K: 1	S: 7	LOB: 0	BB: 0	P: 10	R: 0	H: 1	E: 1	K: 1	S: 11	LOB: 2	BB: 0	P: 20	R: 1	H: 1	E: 1	K: 0	S: 12	LOB: 2	BB: 1	P: 19	1B: 8	SF: 1	2B: 0	SAC: 0	3B: 1	DP: 1	HR: 4	HBP: 1	WP: 0	PA: 43
--------------	------	------	------	------	-------	--------	-------	-------	------	------	------	------	------	--------	-------	------	------	------	------	------	------	--------	-------	------	------	------	------	------	-------	--------	-------	-------	------	------	------	------	-------	--------	-------	-------	------	------	------	------	------	--------	-------	------	------	------	------	------	------	--------	-------	-------	------	------	------	------	-------	--------	-------	-------	------	------	------	------	-------	--------	-------	-------	-------	-------	-------	--------	-------	-------	-------	--------	-------	--------

PITCHER	IP	WLS	BF	H	R	ER	SO	BB	IBB	HBP	BLK	WP	HR	S	P	ERA	WHIP
22 Eric Milton, L (1, 1) ERA: 6.75	5.0		26	11	8	8	2	0	0	0	0	0	4	47	60	14.40	2.200
25 David Weathers, R (6, 1) ERA: 5.73	1.0	W	3	0	0	0	0	0	0	0	0	0	0	6	9	0.00	0.000
Ryan Wagner, R (7, 1) ERA: 0.79	2.0	H	8	1	0	0	2	0	0	0	0	0	0	18	30	0.00	0.500
Danny Graves, R (9, 1) ERA: 3.86	1.0	S	6	1	1	0	0	1	0	0	0	0	0	12	19	0.00	2.000

Batter	1	2	3	4	5	6	7	8	9	AB R H RBI BB SO LOB	TOP																								
D'Angelo Jimenez, S (1, 4) OBP: 0.315, SLG: 0.250	1-3 K		1-2 G3-1	2-2 G5-3		1-1 1B	1-0 F9			5 0 1 0 0 1 2																									
Ken Griffey Jr., L (1, 8) OBP: 0.325, SLG: 0.342	0-3 K		0-2 BB 1B	0-0 G6-3		0-0 1B	0-0 F9			5 1 2 0 0 1 0																									
Sean Casey, L (1, 3) OBP: 0.322, SLG: 0.316	3-3 K		0-0 BB 1B	0-1 G4-3		4-2 1B	0-1 G6-3			4 1 1 0 1 1 0																									
Joe Randa, R (1, 5) OBP: 0.402, SLG: 0.500		2-2 G4-3	4-0 HR		1-1 L7	0-0 G5-4-3	3-1 L9			4 1 0 0 1 0 3																									
Adam Dunn, L (1, 7) OBP: 0.450, SLG: 0.766		4-1 2B	3-3 K		0-0 2B		2-2 G3-1		0-0 P5	4 1 1 0 1 1 3																									
Austin Kearns, R (1, 9) OBP: 0.328, SLG: 0.368		2-1 G4-3	4-2 HR		1-0 P2		1-2 G6-3		3-3 K2-3	4 2 2 2 1 1 1																									
Felipe Lopez, S (1, 6) OBP: 0.345, SLG: 0.538		2-0 G4-3	0-1 HR		4-0 IBB		1-2 G6-3		0-3 K	4 1 1 4 1 1 2																									
Jason LaRue, R (1, 2) OBP: 0.375, SLG: 0.255		4-0 IBB	2-0 1B		0-0 F9		4-1 1B			2 0 1 0 2 0 2																									
39 Aaron Harang, R (1, 1) OBP: 0.083, SLG: 0.083 25 David Weathers, R (6, 1) Jacob Cruz, L (7, PH) Joe Valentine, R (7, 1) Kent Mercker, L (7, 1) 31 Matt Belisle, R (8, 1)	0-3 K		1-3 K			1-3 K	2-1 1B			3 0 0 0 0 3 3 0 0 0 0 0 0 0 1 0 1 1 0																									
Inning Stats	R: 0 E: 0 K: 3 S: 9	H: 0 LOB: 0 BB: 0 P: 13	R: 1 E: 0 K: 1 S: 10	H: 1 LOB: 2 BB: 2 P: 24	R: 5 E: 0 K: 2 S: 18	H: 4 LOB: 1 BB: 2 P: 33	R: 0 E: 0 K: 0 S: 6	H: 0 LOB: 0 BB: 0 P: 8	R: 0 E: 0 K: 1 S: 9	H: 2 LOB: 2 BB: 1 P: 15	R: 1 E: 0 K: 0 S: 14	H: 2 LOB: 2 BB: 1 P: 25	R: 0 E: 0 K: 0 S: 5	H: 0 LOB: 0 BB: 0 P: 8	R: 0 E: 0 K: 2 S: 7	H: 0 LOB: 0 BB: 0 P: 10	1B: 6 2B: 3 3B: 0 HR: 1	SF: 0 SAC: 0 DP: 1 HBP: 0	WP: 0 PB: 0 SB: 0 CS: 0	PA: 43															
PITCHER	IP WLS BF H R ER SO BB IBB HBP BLK WP HR S P ERA WHIP																																		
46 Ryan Dempster, R (1, 1) ERA: 5.67	5.1		8	6	6	7	3	2	0	0	0	1	54	97	10.12	2.062																			
13 Will Ohman, L (6, 1) ERA:	0.2		2	0	0	0	1	0	0	0	0	0	3	7	0.00	1.500																			
44 Roberto Novoa, R (7, 1) ERA: 9.0	1.0		6	2	1	1	1	0	0	0	0	0	14	25	9.00	3.000																			
Glendon Rusch, L (8, 1) ERA: 2.03	1.0		3	0	0	0	0	0	0	0	0	0	5	8	0.00	0.000																			
LaTroy Hawkins, R (9, 1) ERA: 4.0	1.0	W	3	0	0	0	2	0	0	0	0	0	7	10	0.00	0.000																			

Cincinnati Reds @ Chicago Cubs
Wrigley Field, Chicago, IL
Wed Apr 27 2005, 1:20 PM CDT
Att. 38,014 - Cloudy - 48 F

livebaseballscorecards.com

AB	36
R	7
H	10
RBI	7
BB	7
SO	9
LOB	16



BOTTOM

Cincinnati Reds @ Chicago Cubs
Wrigley Field, Chicago, IL
Wed Apr 27 2005, 1:20 PM CDT
Att: 38,014 - Cloudy - 48 F

livebaseballscorecards.com

AB 36
R 8
H 14
RBI 8
BB 2
SO 4
LOB 12



WP: 0 PA: 39
PB: 0
SB: 0
CS: 1

AB	R	H	RBI	BB	SO	LOB
4	2	1	0	1	0	0
5	2	2	0	0	0	1
5	2	3	2	0	0	3
4	2	4	6	0	0	0
3	0	0	0	1	0	1
4	0	2	0	0	0	0
3	0	2	0	0	0	1
2	0	0	0	0	1	2
2	0	0	0	0	0	2
2	0	0	0	0	0	0
0	0	0	0	0	0	0
1	0	0	0	0	1	0
0	0	0	0	0	0	0
1B: 9	SF: 0					
2B: 1	SAC: 1					
3B: 1	DP: 0					
HR: 3	HBP: 0					

Batter	1	2	3	4	5	6	7	8	9											
Jerry Hairston, R OBP: 0.383, SLG: 0.373 (1, 4)	P2		G4-3 2B 1B		F7		F9 25 HR 1B BB	G5-3												
Neifi Perez, S OBP: 0.422, SLG: 0.607 (1, 6)	25 1B 3B		G4-3		F9		F9 25 HR 1B	B5												
Corey Patterson, L OBP: 0.315, SLG: 0.483 (1, 8)	P2		25 1B 2B		25 HR 1B		F9	HR												
25 Derrek Lee, R OBP: 0.500, SLG: 0.797 (1, 3)	1B		1B		HR		HR													
Jeremy Burnitz, L OBP: 0.307, SLG: 0.531 (1, 9)	L7				F9		SH1-3 1B BB	F7												
Todd Hollandsworth, L OBP: 0.324, SLG: 0.350 (1, 7)					F7		SH1-3 1B	1B												
Jose Macias, S OBP: 0.261, SLG: 0.238 (1, 5)			24 CS 1B		1B		SH1-3 SAFE	G5-3												
24 Henry Blanco, R OBP: 0.059, SLG: 0.059 Michael Barrett, R OBP: 0.250, SLG: 0.406 (6, PH) (7, 2)	K				G4-3		P4	G4-3												
46 Ryan Dempster, R OBP: 0.150, SLG: 0.100 13 Will Ohman, L Ben Grieve, L OBP: 0.667, SLG: 0.667 44 Roberto Novoa, R Glendon Rusch, L 16 Aramis Ramirez, R OBP: 0.352, SLG: 0.480 LaTroy Hawkins, R (8, PH) (9, 1)			K		K		F7	K												
Inning Stats	R: 1 E: 0 K: 0 S: 14	H: 2 LOB: 1 BB: 0 P: 20	R: 0 E: 0 K: 1 S: 11	H: 1 LOB: 0 BB: 0 P: 13	R: 1 E: 0 K: 1 S: 15	H: 3 LOB: 2 BB: 0 P: 22	R: 0 E: 0 K: 0 S: 11	H: 1 LOB: 1 BB: 0 P: 14	R: 0 E: 0 K: 1 S: 10	H: 0 LOB: 0 BB: 0 P: 13	R: 2 E: 0 K: 0 S: 14	H: 3 LOB: 2 BB: 1 P: 25	R: 3 E: 0 K: 0 S: 25	H: 3 LOB: 1 BB: 1 P: 41	R: 0 E: 0 K: 1 S: 7	H: 0 LOB: 0 BB: 0 P: 12	R: 1 E: 0 K: 0 S: 4	H: 1 LOB: 0 BB: 0 P: 4	1B: 9 2B: 1 3B: 1 HR: 3	SF: 0 SAC: 1 DP: 0 HBP: 0
PITCHER	IP WLS BF H R ER SO BB IBB HBP BLK WP HR S P ERA WHIP	IP WLS BF H R ER SO BB IBB HBP BLK WP HR S P ERA WHIP	IP WLS BF H R ER SO BB IBB HBP BLK WP HR S P ERA WHIP	IP WLS BF H R ER SO BB IBB HBP BLK WP HR S P ERA WHIP	IP WLS BF H R ER SO BB IBB HBP BLK WP HR S P ERA WHIP	IP WLS BF H R ER SO BB IBB HBP BLK WP HR S P ERA WHIP	IP WLS BF H R ER SO BB IBB HBP BLK WP HR S P ERA WHIP	IP WLS BF H R ER SO BB IBB HBP BLK WP HR S P ERA WHIP	IP WLS BF H R ER SO BB IBB HBP BLK WP HR S P ERA WHIP											
39 Aaron Harang, R ERA: 4.3 (1, 1)	5.0																			
25 David Weathers, R ERA: 5.25 (6, 1)	1.0	H																		
Joe Valentine, R ERA: 6.0 (7, 1)	0.1	B																		
Kent Mercker, L ERA: 3.86 (7, 1)	0.2																			
31 Matt Belisle, R ERA: 6.35 (8, 1)	1.1	L																		

Batter	1	2	3	4	5	6	7	8	9											
Jerry Hairston, R OBP: 0.383, SLG: 0.373 (1, 4)	P2		G4-3 2B 1B		F7		F9 25 HR 1B BB	G5-3												
Neifi Perez, S OBP: 0.422, SLG: 0.607 (1, 6)	25 1B 3B		G4-3		F9		F9 25 HR 1B	B5												
Corey Patterson, L OBP: 0.315, SLG: 0.483 (1, 8)	P2		25 1B 2B		25 HR 1B		F9	HR												
25 Derrek Lee, R OBP: 0.500, SLG: 0.797 (1, 3)	1B		1B		HR		HR													
Jeremy Burnitz, L OBP: 0.307, SLG: 0.531 (1, 9)	L7				F9		SH1-3 1B BB	F7												
Todd Hollandsworth, L OBP: 0.324, SLG: 0.350 (1, 7)					F7		SH1-3 1B	1B												
Jose Macias, S OBP: 0.261, SLG: 0.238 (1, 5)			24 CS 1B		1B		SH1-3 SAFE	G5-3												
24 Henry Blanco, R OBP: 0.059, SLG: 0.059 Michael Barrett, R OBP: 0.250, SLG: 0.406 (6, PH) (7, 2)	K				G4-3		P4	G4-3												
46 Ryan Dempster, R OBP: 0.150, SLG: 0.100 13 Will Ohman, L Ben Grieve, L OBP: 0.667, SLG: 0.667 44 Roberto Novoa, R Glendon Rusch, L 16 Aramis Ramirez, R OBP: 0.352, SLG: 0.480 LaTroy Hawkins, R (8, PH) (9, 1)			K		K		F7	K												
Inning Stats	R: 1 E: 0 K: 0 S: 14	H: 2 LOB: 1 BB: 0 P: 20	R: 0 E: 0 K: 1 S: 11	H: 1 LOB: 0 BB: 0 P: 13	R: 1 E: 0 K: 1 S: 15	H: 3 LOB: 2 BB: 0 P: 22	R: 0 E: 0 K: 0 S: 11	H: 1 LOB: 1 BB: 0 P: 14	R: 0 E: 0 K: 1 S: 10	H: 0 LOB: 0 BB: 0 P: 13	R: 2 E: 0 K: 0 S: 14	H: 3 LOB: 2 BB: 1 P: 25	R: 3 E: 0 K: 0 S: 25	H: 3 LOB: 1 BB: 1 P: 41	R: 0 E: 0 K: 1 S: 7	H: 0 LOB: 0 BB: 0 P: 12	R: 1 E: 0 K: 0 S: 4	H: 1 LOB: 0 BB: 0 P: 4	1B: 9 2B: 1 3B: 1 HR: 3	SF: 0 SAC: 1 DP: 0 HBP: 0
PITCHER	IP WLS BF H R ER SO BB IBB HBP BLK WP HR S P ERA WHIP	IP WLS BF H R ER SO BB IBB HBP BLK WP HR S P ERA WHIP	IP WLS BF H R ER SO BB IBB HBP BLK WP HR S P ERA WHIP	IP WLS BF H R ER SO BB IBB HBP BLK WP HR S P ERA WHIP	IP WLS BF H R ER SO BB IBB HBP BLK WP HR S P ERA WHIP	IP WLS BF H R ER SO BB IBB HBP BLK WP HR S P ERA WHIP	IP WLS BF H R ER SO BB IBB HBP BLK WP HR S P ERA WHIP	IP WLS BF H R ER SO BB IBB HBP BLK WP HR S P ERA WHIP	IP WLS BF H R ER SO BB IBB HBP BLK WP HR S P ERA WHIP											
39 Aaron Harang, R ERA: 4.3 (1, 1)	5.0																			
25 David Weathers, R ERA: 5.25 (6, 1)	1.0	H																		
Joe Valentine, R ERA: 6.0 (7, 1)	0.1	B																		
Kent Mercker, L ERA: 3.86 (7, 1)	0.2																			
31 Matt Belisle, R ERA: 6.35 (8, 1)	1.1	L																		

Batter	1	2	3	4	5	6	7	8	9	AB R H RBI BB SO LOB	TOP	
D'Angelo Jimenez, S OBP: 0.299, SLG: 0.235 (1, 4)	3-2 P6		0-2 G5-3		1-3 K		1-1 G6-3			4 0 0 0 0 1 1	Cincinnati Reds @ Milwaukee Brewers Miller Park, Milwaukee, WI Fri Apr 29 2005, 7:05 PM CDT Att. 21,332 - Roof Closed - 62 F	
Ken Griffey Jr., L OBP: 0.322, SLG: 0.338 (1, 8)	3-1 F9		0-0 F9			3-2 G4-3 HR 1B		1-2 F8		4 1 1 0 0 0 0		
Sean Casey, L OBP: 0.319, SLG: 0.325 (1, 3)	2-2 P5		0-1			1-1 G4-3 1-2		2-2 G4-3		4 0 1 0 0 0 1		
Austin Kearns, R OBP: 0.338, SLG: 0.417 (1, 9)		4-1 BB 1B BB	1-3 K			3-2 2-H HR		3-2 G6-3		3 2 1 2 1 1 1		
Adam Dunn, L OBP: 0.440, SLG: 0.735 (1, 7)		1-3 K		3-2 F7		2-1 G4-6-3 1B		0-0 G4-3		4 0 1 0 0 1 1		
Joe Randa, R OBP: 0.396, SLG: 0.480 (1, 5)		4-2 FC5-4 1B 1-2 BB		0-2 F8		2-2 G4-6-3 1-2f		0-3 K		3 0 0 0 1 1 1		
Rich Aurilia, R OBP: 0.258, SLG: 0.381 (1, 6)		2-2 FC5-4 1-2 2-H 1B		2-1 F8			0-1 F7		0-1 F8			4 0 1 1 0 0 0
Jason LaRue, R OBP: 0.373, SLG: 0.278 (1, 2)		1-1 FC5-4 1-2f 2-3			2-3 K		3-2 G1 2B					3 0 1 0 0 1 2
Brandon Claussen, R (1, 1) 6 Ryan Freel, R (5, PH) Ben Weber, R (5, 1) Kent Mercker, L (6, 1) Jacob Cruz, L (7, PH) 25 David Weathers, R (7, 1)		0-0 P3			2-2 P4		2-1 G1					1 0 0 0 0 0 2 1 0 1 0 0 0 0 0 1 0 0 0 0 0 0 0
Inning Stats	R: 0 H: 0 E: 0 LOB: 0 K: 0 BB: 0 S: 9 P: 17	R: 1 H: 1 E: 0 LOB: 2 K: 1 BB: 2 S: 18 P: 30	R: 0 H: 1 E: 0 LOB: 1 K: 1 BB: 0 S: 9 P: 10	R: 0 H: 0 E: 0 LOB: 0 K: 0 BB: 0 S: 9 P: 14	R: 0 H: 0 E: 0 LOB: 0 K: 2 BB: 0 S: 9 P: 14	R: 2 H: 3 E: 0 LOB: 0 K: 0 BB: 0 S: 15 P: 26	R: 0 H: 1 E: 0 LOB: 1 K: 0 BB: 0 S: 10 P: 16	R: 0 H: 0 E: 0 LOB: 0 K: 0 BB: 0 S: 9 P: 15	R: 0 H: 0 E: 0 LOB: 0 K: 1 BB: 0 S: 6 P: 6	1B: 3 SF: 0 2B: 2 SAC: 0 3B: 0 DP: 1 HR: 1 HBP: 0	WP: 0 PA: 34 PB: 0 SB: 0 CS: 0	
PITCHER	IP WLS BF H R ER SO BB IBB HBP BLK WP HR S P ERA WHIP											
Gary Glover, R (1, 1) ERA: 5.16	5.1 W 22 4 3 3 4 2 0 0 0 0 0 1 64 102 5.06 1.125											
Matt Wise, R (6, 1) ERA: 0.82	1.0 H 4 2 0 0 0 0 0 0 0 0 0 0 11 18 0.00 2.000											
Tommy Phelps, L (7, 1) ERA: 5.63	1.2 H 5 0 0 0 0 0 0 0 0 0 0 0 13 22 0.00 0.000											
Derrick Turnbow, R (9, 1) ERA: 1.69	1.0 S 3 0 0 0 1 0 0 0 0 0 0 0 6 6 0.00 0.000											

livebaseballscorecards.com

AB	32
R	3
H	6
RBI	3
BB	2
SO	5
LOB	10



Batter	1	2	3	4	5	6	7	8	9	AB R H RBI BB SO LOB	TOP																
6 Ryan Freel, R OBP: 0.453, SLG: 0.455 (1, 4) BB (7, 9)	4-0 S G3 BB		2-1 F7	1-0 L7			4-1 WP S WP BB	3-3 K		3 2 0 0 2 1 3																	
Ken Griffey Jr., L OBP: 0.315, SLG: 0.366 (1, 8) SAFE SAFE	2-3 K		3-2 G3-4-1	3-1 HR			2-3 K		0-0 G4-3	5 1 1 2 0 2 2																	
Sean Casey, L OBP: 0.323, SLG: 0.356 (1, 3) SAFE SAFE	1-1 G3		1-2 HR	2-1 F8			1-3 K		4-0 WP 1B BB	4 1 1 2 1 1 1																	
Austin Kearns, R OBP: 0.347, SLG: 0.429 Ryan Wagner, R OBP: 0.375, SLG: 0.400 Kent Mercker, L OBP: 0.375, SLG: 0.400 Jacob Cruz, L OBP: 0.375, SLG: 0.400 Joe Valentine, R OBP: 0.375, SLG: 0.400	1-3 K		0-0 BB 2B		1-3 K		4-1 WP BB		1-0 BB 1B	3 0 1 0 1 2 0 0 0 0 0 0 0 0 0 0 0 0 0 0 0 1 0 1 0 0 0 0 0 0 0 0 0 0 0																	
Adam Dunn, L OBP: 0.427, SLG: 0.694 (1, 7)		0-0 F7	4-2 BB BB		2-3 K		3-2 G3		0-0 F8	4 0 0 0 1 1 3																	
Joe Randa, R OBP: 0.406, SLG: 0.474 (1, 5)		1-1 1B 1B	4-2 1-2 2-3 BB		1-0 L8			2-2 F9	4-2 1-2 2-3 BB	3 0 1 0 2 0 0																	
Rich Aurilia, R OBP: 0.268, SLG: 0.373 (1, 6)		0-1 1-2 1B	3-2 L8			0-0 G5-3		4-2 FC6-4 1B BB	0-1 F8	4 0 1 0 1 0 6																	
Jason LaRue, R OBP: 0.366, SLG: 0.276 (1, 2)		0-3 K		3-3 K		2-3 K		0-0 FC6-4 1B		4 0 1 0 0 3 2																	
Paul Wilson, R OBP: 0.231, SLG: 0.231 Felipe Lopez, S OBP: 0.533, SLG: 0.519	0-3 K		3-2 HR 1B			0-3 K		2-1 FC6-4		3 1 1 0 0 2 2 1 0 0 0 0 0 2																	
Inning Stats	R: 1 E: 0 K: 2 S: 8	H: 0 LOB: 0 BB: 1 P: 16	R: 0 E: 0 K: 2 S: 12	H: 2 LOB: 2 BB: 0 P: 13	R: 1 E: 0 K: 0 S: 16	H: 2 LOB: 3 BB: 2 P: 33	R: 2 E: 0 K: 1 S: 12	H: 2 LOB: 0 BB: 0 P: 24	R: 0 E: 0 K: 2 S: 7	H: 0 LOB: 0 BB: 0 P: 11	R: 0 E: 0 K: 2 S: 7	H: 0 LOB: 0 BB: 0 P: 9	R: 1 E: 0 K: 2 S: 11	H: 0 LOB: 1 BB: 2 P: 25	R: 0 E: 0 K: 1 S: 11	H: 1 LOB: 2 BB: 1 P: 22	R: 0 E: 0 K: 0 S: 10	H: 1 LOB: 3 BB: 2 P: 19	1B: 5 2B: 1 3B: 0 HR: 2	SF: 0 SAC: 0 DP: 0 HBP: 0	WP: 3 PB: 0 SB: 3 CS: 0	PA: 43					
PITCHER	IP WLS BF H R ER SO BB IBB HBP BLK WP HR S P ERA WHIP	IP WLS BF H R ER SO BB IBB HBP BLK WP HR S P ERA WHIP	IP WLS BF H R ER SO BB IBB HBP BLK WP HR S P ERA WHIP	IP WLS BF H R ER SO BB IBB HBP BLK WP HR S P ERA WHIP	IP WLS BF H R ER SO BB IBB HBP BLK WP HR S P ERA WHIP	IP WLS BF H R ER SO BB IBB HBP BLK WP HR S P ERA WHIP	IP WLS BF H R ER SO BB IBB HBP BLK WP HR S P ERA WHIP	IP WLS BF H R ER SO BB IBB HBP BLK WP HR S P ERA WHIP	IP WLS BF H R ER SO BB IBB HBP BLK WP HR S P ERA WHIP	IP WLS BF H R ER SO BB IBB HBP BLK WP HR S P ERA WHIP	IP WLS BF H R ER SO BB IBB HBP BLK WP HR S P ERA WHIP	IP WLS BF H R ER SO BB IBB HBP BLK WP HR S P ERA WHIP	IP WLS BF H R ER SO BB IBB HBP BLK WP HR S P ERA WHIP	IP WLS BF H R ER SO BB IBB HBP BLK WP HR S P ERA WHIP	IP WLS BF H R ER SO BB IBB HBP BLK WP HR S P ERA WHIP	IP WLS BF H R ER SO BB IBB HBP BLK WP HR S P ERA WHIP	IP WLS BF H R ER SO BB IBB HBP BLK WP HR S P ERA WHIP	IP WLS BF H R ER SO BB IBB HBP BLK WP HR S P ERA WHIP	IP WLS BF H R ER SO BB IBB HBP BLK WP HR S P ERA WHIP	IP WLS BF H R ER SO BB IBB HBP BLK WP HR S P ERA WHIP	IP WLS BF H R ER SO BB IBB HBP BLK WP HR S P ERA WHIP	IP WLS BF H R ER SO BB IBB HBP BLK WP HR S P ERA WHIP	IP WLS BF H R ER SO BB IBB HBP BLK WP HR S P ERA WHIP	IP WLS BF H R ER SO BB IBB HBP BLK WP HR S P ERA WHIP	IP WLS BF H R ER SO BB IBB HBP BLK WP HR S P ERA WHIP	IP WLS BF H R ER SO BB IBB HBP BLK WP HR S P ERA WHIP	
Wes Obermueller, R ERA: 3.29 Victor Santos, R ERA: 3.25 Julio Santana, R ERA: Jorge De La Rosa, L ERA: 4.09 Ricky Bottalico, R ERA: 3.27	(1, 1) 3.1 18 5 3 3 5 3 0 0 0 0 1 43 75 8.10 2.400	(4, 1) 1.2 6 1 1 1 2 0 0 0 0 1 12 22 5.40 0.600	(6, 1) 1.0 3 0 0 0 2 0 0 0 0 0 0 7 9 0.00 0.000	(7, 1) 1.1 7 0 1 1 2 3 0 0 0 2 0 16 36 6.75 2.250	(8, 1) 1.0 6 2 0 0 1 1 0 0 0 0 0 8 18 0.00 3.000	(9, 1) 0.2 W 3 0 0 0 0 1 0 0 0 1 0 8 12 0.00 1.500	(9, 1) 0.2 W 3 0 0 0 0 1 0 0 0 1 0 8 12 0.00 1.500	(9, 1) 0.2 W 3 0 0 0 0 1 0 0 0 1 0 8 12 0.00 1.500	(9, 1) 0.2 W 3 0 0 0 0 1 0 0 0 1 0 8 12 0.00 1.500	(9, 1) 0.2 W 3 0 0 0 0 1 0 0 0 1 0 8 12 0.00 1.500	(9, 1) 0.2 W 3 0 0 0 0 1 0 0 0 1 0 8 12 0.00 1.500	(9, 1) 0.2 W 3 0 0 0 0 1 0 0 0 1 0 8 12 0.00 1.500	(9, 1) 0.2 W 3 0 0 0 0 1 0 0 0 1 0 8 12 0.00 1.500	(9, 1) 0.2 W 3 0 0 0 0 1 0 0 0 1 0 8 12 0.00 1.500	(9, 1) 0.2 W 3 0 0 0 0 1 0 0 0 1 0 8 12 0.00 1.500	(9, 1) 0.2 W 3 0 0 0 0 1 0 0 0 1 0 8 12 0.00 1.500	(9, 1) 0.2 W 3 0 0 0 0 1 0 0 0 1 0 8 12 0.00 1.500	(9, 1) 0.2 W 3 0 0 0 0 1 0 0 0 1 0 8 12 0.00 1.500	(9, 1) 0.2 W 3 0 0 0 0 1 0 0 0 1 0 8 12 0.00 1.500	(9, 1) 0.2 W 3 0 0 0 0 1 0 0 0 1 0 8 12 0.00 1.500	(9, 1) 0.2 W 3 0 0 0 0 1 0 0 0 1 0 8 12 0.00 1.500	(9, 1) 0.2 W 3 0 0 0 0 1 0 0 0 1 0 8 12 0.00 1.500	(9, 1) 0.2 W 3 0 0 0 0 1 0 0 0 1 0 8 12 0.00 1.500	(9, 1) 0.2 W 3 0 0 0 0 1 0 0 0 1 0 8 12 0.00 1.500	(9, 1) 0.2 W 3 0 0 0 0 1 0 0 0 1 0 8 12 0.00 1.500	(9, 1) 0.2 W 3 0 0 0 0 1 0 0 0 1 0 8 12 0.00 1.500	(9, 1) 0.2 W 3 0 0 0 0 1 0 0 0 1 0 8 12 0.00 1.500

Cincinnati Reds @ Milwaukee Brewers
Miller Park, Milwaukee, WI
Sat Apr 30 2005, 1:05 PM CDT
Att. 23,880 - Roof Closed - 63 F

livebaseballscorecards.com

AB	35
R	5
H	8
RBI	4
BB	8
SO	12
LOB	21



Batter	1	2	3	4	5	6	7	8	9	AB	R	H	RBI	BB	SO	LOB						
Brady Clark, R OBP: 0.385, SLG: 0.421 (1, 8)	1-1 G6-3		4-1 FC6-4 BB		2-2 P4		2-2 F8	1-0 1B		4	0	1	0	1	0	0						
2 Bill Hall, R OBP: 0.325, SLG: 0.257 (1, 6) (8, 4)	0-0 F9		2-0 FC6-4 BB		0-0 1B		1-2 G1-3 BB 1B	0-2 F7		5	1	2	1	0	0	3						
Geoff Jenkins, L OBP: 0.314, SLG: 0.385 (1, 9) Derrick Turnbow, R (9, 1)	0-1 F9		0-3 K2-3		1-1 G3		4-1 G1-3 BB 1B	3-3 K		4	1	0	0	1	2	4						
Carlos Lee, R OBP: 0.282, SLG: 0.366 (1, 7)		1-0 F7		2-2 F9		3-2 P6	1-1 G1-3		0-0 SH BB 1B	5	1	1	0	0	0	2						
Lyle Overbay, L OBP: 0.456, SLG: 0.563 (1, 3)		0-1 G5-3		0-1 G4-3		2-1 1B 2B	4-0 1B 2B BB		4-2 1B SH BB	3	1	1	0	2	0	0						
Junior Spivey, R OBP: 0.284, SLG: 0.398 (1, 4) Ricky Bottalico, L (8, 1) Chris Magruder, S OBP: 0.240, SLG: 0.458 (9, 9)		2-3 K		4-0 BB BB		3-1 BB 1B	0-1 2B 1B		0-1 SH 1B	3	1	2	2	1	1	0						
Russell Branyan, L OBP: 0.434, SLG: 0.733 (1, 5)			4-2 FC2-5 BB BB		4-0 1-2 BB		1-1 1-H 2-H 2B		2-2 F9	2	0	1	2	3	0	3						
Chad Moeller, R OBP: 0.174, SLG: 0.095 (1, 2) Damian Miller, R OBP: 0.368, SLG: 0.406 (7, PH) (8, 2)			4-2 SAFE SAFE BB SAFE SAFE BB SAFE SAFE BB FC2-5 FC6-4 BB		1-3 K		0-0 F6		2-1 K	2	1	0	0	1	1	5						
Wes Obermueller, R OBP: 0.250, SLG: 0.500 (1, 1) Victor Santos, R (4, 1) Wes Helms, R OBP: 0.077, SLG: 0.077 (5, PH) Julio Santana, R (8, 1) Jeff Cirillo, R OBP: 0.253, SLG: 0.362 (6, PH) Jorge De La Rosa, L (7, 1) 7 J.J. Hardy, R OBP: 0.284, SLG: 0.179 (8, 8)			1-1 FC2-5 FC6-4 BB		1-1 G5-3		1-0 F7		1-1 F9	1	0	0	0	0	0	2						
Inning Stats	R: 0 E: 0 K: 0 S: 5	H: 0 LOB: 0 BB: 0 P: 6	R: 0 E: 0 K: 1 S: 9	H: 0 LOB: 0 BB: 0 P: 12	R: 1 E: 0 K: 1 S: 12	H: 0 LOB: 2 BB: 3 P: 27	R: 0 E: 0 K: 1 S: 9	H: 0 LOB: 2 BB: 2 P: 20	R: 0 E: 0 K: 0 S: 8	H: 1 LOB: 1 BB: 0 P: 12	R: 0 E: 0 K: 0 S: 13	H: 2 LOB: 3 BB: 1 P: 26	R: 4 E: 0 K: 1 S: 16	H: 3 LOB: 1 BB: 2 P: 31	R: 0 E: 0 K: 1 S: 9	H: 1 LOB: 1 BB: 0 P: 14	R: 1 E: 1 K: 0 S: 10	H: 2 LOB: 3 BB: 1 P: 18	1B: 7 2B: 2 3B: 0 HR: 0	SF: 0 SAC: 1 DP: 0 HBP: 0	WP: 0 PB: 0 SB: 0 CS: 0	PA: 44

BOTTOM

Cincinnati Reds @ Milwaukee Brewers

Miller Park, Milwaukee, WI

Sat Apr 30 2005, 1:05 PM CDT
Att: 23,880 - Roof Closed - 63 F

livebaseballscorecards.com

AB	34
R	6
H	9
RBI	6
BB	9
SO	5
LOB	23



PITCHER	IP	WLS	BF	H	R	ER	SO	BB	IBB	HBP	BLK	WP	HR	S	P	ERA	WHIP
Paul Wilson, R ERA: 5.25 (1, 1)	6.0		27	3	1	1	3	6	0	0	0	0	0	56	103	1.50	1.500
Ryan Wagner, R ERA: 3.65 (7, 1)	1.0		8	3	4	4	1	2	0	0	0	0	0	16	31	36.00	5.000
Kent Mercker, L ERA: 3.27 (8, 1)	1.0		4	1	0	0	1	0	0	0	0	0	0	9	14	0.00	1.000
Joe Valentine, R ERA: 6.75 (9, 1)	0.1	L	5	2	1	1	0	1	0	0	0	0	0	10	18	27.00	9.000

Batter	1	2	3	4	5	6	7	8	9	AB R H RBI BB SO LOB	TOP	
6 Ryan Freel, R OBP: 0.439, SLG: 0.426 (1, 4)	1-3 ①		0-1 P3 ①		4-1 BB ①			0-3 K ②		3 0 0 0 1 2 0	Cincinnati Reds @ Milwaukee Brewers Miller Park, Milwaukee, WI Sun May 01 2005, 1:05 PM CDT Att. 23,036 - Roof Closed - 62 F	
Ken Griffey Jr., L OBP: 0.313, SLG: 0.372 (1, 8)	2-0 2B ①		1-2 F8 ②		0-0 F9 ③			1-1 F8 ③		4 1 1 0 0 0 1		
Sean Casey, L OBP: 0.330, SLG: 0.374 (1, 3)	1-2 2-H 1B ①		2-2 G4-3 ③		0-0 G4-3 ①			0-1 2B ①		4 1 2 1 0 0 0		
Austin Kearns, R OBP: 0.329, SLG: 0.403 (1, 9)	1-1 G4-3 1-2 ②			1-3 K ①		0-3 K ②		3-1 G5-3 ①		4 0 0 0 0 2 2		
Adam Dunn, L OBP: 0.409, SLG: 0.658 (1, 7)	0-2 G3-1 ③			2-1 G3-1 ②		2-3 ③		2-3 K ②		4 0 0 0 0 2 2		
Joe Randa, R OBP: 0.400, SLG: 0.476 (1, 5)		2-2 E7 ①		0-0 G6-3 ③		2-1 G4-3 ①		3-2 2-H 2B ①		4 0 1 1 0 0 0		
Rich Aurilia, R OBP: 0.253, SLG: 0.352 (1, 6)		1-0 P3 ①			2-0 G6-3 ①		1-0 P4 ②		0-0 G5-3 ③			4 0 0 0 0 0 2
Javier Valentin, S OBP: 0.263, SLG: 0.368 (1, 2)		3-2 G5-3 ②			3-1 F7 ②		2-3 K ③			3 0 0 0 0 1 1		
Ramon Ortiz, R 31 Matt Belisle, R Wily Mo Peña, R Ben Weber, R Joe Valentine, R Felipe Lopez, S Danny Graves, R (1, 1) (3, 1) (5, PH) (5, 1) (7, 1) (8, PH) (8, 1)		1-3 K ③			2-1 HR ①			0-1 G5-3 ①		1 0 0 0 0 1 1 0 0 0 0 0 0 0 1 1 1 1 0 0 0 0 0 0 0 0 0 0 0 0 0 0 0 0 0 1 0 0 0 0 0 0 0 0 0 0 0 0 0		
Inning Stats	R: 1 H: 2 E: 0 LOB: 1 K: 1 BB: 0 S: 12 P: 17	R: 0 H: 0 E: 1 LOB: 1 K: 1 BB: 0 S: 11 P: 18	R: 0 H: 0 E: 0 LOB: 0 K: 0 BB: 0 S: 10 P: 13	R: 0 H: 0 E: 0 LOB: 0 K: 1 BB: 0 S: 7 P: 10	R: 1 H: 1 E: 0 LOB: 1 K: 0 BB: 1 S: 7 P: 18	R: 0 H: 0 E: 0 LOB: 0 K: 2 BB: 0 S: 8 P: 10	R: 0 H: 0 E: 0 LOB: 0 K: 1 BB: 0 S: 6 P: 11	R: 0 H: 0 E: 0 LOB: 0 K: 1 BB: 0 S: 7 P: 8	R: 1 H: 2 E: 0 LOB: 1 K: 1 BB: 0 S: 12 P: 20	1B: 1 SF: 0 2B: 3 SAC: 0 3B: 0 DP: 0 HR: 1 HBP: 0	WP: 0 PA: 34 PB: 0 SB: 0 CS: 0	
PITCHER Doug Davis, L ERA: 4.79 (1, 1)	IP WLS BF H R ER SO BB IBB HBP BLK WP HR S P ERA WHIP	9.0 W 34 5 3 3 8 1 0 0 0 0 0 1 80 125 3.00 0.667										

AB	33
R	3
H	5
RBI	3
BB	1
SO	8
LOB	9



Batter	1	2	3	4	5	6	7	8	9
Brady Clark, R OBP: 0.400, SLG: 0.455 (1, 8)	2-2 WP HR 1B		1-1 2B G6-3		2-1 FC4-6 1B		0-0 F9	3-1 2B	
2 Bill Hall, R OBP: 0.370, SLG: 0.400 (1, 4)	1-2 SAFE SAFE G5-3		0-0 1B 2B	3-2 HR	2-3 K		4-0 WP HR BB	0-1 1B	
Geoff Jenkins, L OBP: 0.326, SLG: 0.422 (1, 9)	2-1 2-H HR		4-2 1B 1B HBP BB	3-2 F9	1-1 FC4-6		3-1 HR 1B	1-0 G4-3	
Carlos Lee, R OBP: 0.278, SLG: 0.357 (1, 7)	0-1 G5-3		2-2 HBP BB 1B	2-2 F7	1-1 SAFE P5		2-1 P3		
Lyle Overbay, L OBP: 0.484, SLG: 0.645 (1, 3)	2-2 FC5-4 1B		0-0 BB HBP 1B	0-0 BB 1B		2-2 2B	3-1 HR		
Damian Miller, R OBP: 0.395, SLG: 0.431 (1, 2)	1-0 FC5-4		4-2 BB HBP 1B	1-0 BB 1B		0-0 G3-1 7 1B 2B	4-2 BB		
Russell Branyan, L OBP: 0.431, SLG: 0.688 (1, 5)		2-2 F8	4-0 BB	4-2 BB		0-0 G3-1	3-2 G4-3		
7 J.J. Hardy, R OBP: 0.276, SLG: 0.180 (1, 6)		0-2 G6-3	1-3 K	1-3 K		0-0 G4-3 1B	1-1 F9		
Doug Davis, R OBP: 0.071, SLG: 0.071 (1, 1)		0-3 K	1-3 K		1-2 FC4-6 1B	0-0 G4-3	1-3 K		

Inning Stats	R: 2 E: 0 K: 0 S: 14	H: 3 LOB: 1 BB: 0 P: 22	R: 0 E: 0 K: 1 S: 9	H: 0 LOB: 0 BB: 0 P: 11	R: 4 E: 0 K: 2 S: 22	H: 4 LOB: 3 BB: 2 P: 41	R: 1 E: 0 K: 1 S: 22	H: 3 LOB: 3 BB: 1 P: 36	R: 0 E: 0 K: 1 S: 12	H: 2 LOB: 2 BB: 0 P: 19	R: 2 E: 0 K: 0 S: 7	H: 3 LOB: 0 BB: 0 P: 9	R: 3 E: 0 K: 0 S: 15	H: 2 LOB: 1 BB: 2 P: 34	R: 1 E: 0 K: 1 S: 10	H: 2 LOB: 1 BB: 0 P: 16
--------------	-------------------------------	----------------------------------	------------------------------	----------------------------------	-------------------------------	----------------------------------	-------------------------------	----------------------------------	-------------------------------	----------------------------------	------------------------------	---------------------------------	-------------------------------	----------------------------------	-------------------------------	----------------------------------

PITCHER	IP	WLS	BF	H	R	ER	SO	BB	IBB	HBP	BLK	WP	HR	S	P	ERA	WHIP
Ramon Ortiz, R ERA: 9.0 (1, 1)	2.0	L	15	7	6	6	1	1	0	1	0	1	1	37	58	27.00	4.000
31 Matt Belisle, R ERA: 6.16 (3, 1)	2.0		11	3	1	1	3	2	0	0	0	0	1	30	52	4.50	2.500
Ben Weber, R ERA: 7.15 (5, 1)	2.0		10	5	2	2	1	0	0	0	0	0	0	19	28	9.00	2.500
Joe Valentine, R ERA: 8.71 (7, 1)	1.0		7	2	3	3	0	2	0	0	0	1	1	15	34	27.00	4.000
Danny Graves, R ERA: 4.35 (8, 1)	1.0		5	2	1	1	1	0	0	0	0	0	0	10	16	9.00	2.000

AB R H RBI BB SO LOB

6	3	4	0	0	0	3
5	3	3	3	1	1	3
5	3	2	2	1	0	3
5	1	1	1	0	0	4
5	2	5	3	0	0	0
3	1	2	2	1	0	1
3	0	0	1	2	0	2
5	0	1	1	0	2	6
5	0	1	0	0	3	4

AB	R	H	RBI	BB	SO	LOB
42	13	19	13	5	6	26

WP	PA	ERA	WHIP
2	48		

Cincinnati Reds @ Milwaukee Brewers
Miller Park, Milwaukee, WI
Sun May 01 2005, 1:05 PM CDT
Att: 23,036 - Roof Closed - 62 F

livebaseballscorecards.com



Batter	1	2	3	4	5	6	7	8	9	AB R H RBI BB SO LOB	TOP		
22 David Eckstein, R (1, 6) OBP: 0.362, SLG: 0.330	2-1 P4		2-2 G5-4-3		0-1 1B 2B		2-2 G6-3		0-0 SH5-3	4 1 1 0 0 0 2			
Abraham Nunez, S (1, 5) OBP: 0.361, SLG: 0.485	0-1 F9			3-2 F8	0-2 1B			0-0 HR	0-0 G4-3	5 1 2 2 0 0 1			
5 Albert Pujols, R (1, 3) OBP: 0.405, SLG: 0.596	1-2 1B			1-2 1B	2-0 F9			1-0 G5-3	0-0 G5-3	5 1 2 0 0 0 2			
15 Jim Edmonds, L (1, 8) OBP: 0.383, SLG: 0.558	1-3 K			3-2 F7		3-2 P5		4-2 2B BB		3 1 0 0 1 1 2			
Reggie Sanders, R (1, 7) OBP: 0.299, SLG: 0.521			3-2 G5-3	1-1 1B		2-3 K		0-0 FC6-4 2B		4 0 2 2 0 1 0			
John Mabry, L (1, 9) OBP: 0.365, SLG: 0.429			0-0 L7	4-1 1B		1-1 P6		4-0 FC6-4 BB		2 0 0 0 2 0 0			
Mark Grudzielanek, R (1, 4) OBP: 0.352, SLG: 0.429			1-1 F9	2-2 L1			3-2 F8 4 SH3 HBP	2-1 FC6-4		3 0 0 0 0 0 4			
4 Yadier Molina, R (1, 2) OBP: 0.215, SLG: 0.213			0-0 B1		0-1 G1-3		0-1 SH3	0-0 G5-3		3 0 0 0 0 0 2			
Jason Marquis, L (1, 1) OBP: 0.375, SLG: 0.600			2-2 22 G5-4-3 1B		3-2 F7		0-0 F8		0-0 22 SH5-3 2B	4 0 2 0 0 0 1			
Ray King, L (9, 1)										0 0 0 0 0 0 0			
Julian Tavarez, L (9, 1)										0 0 0 0 0 0 0			
34 Randy Flores, L (9, 1)										0 0 0 0 0 0 0			
Al Reyes, R (9, 1)										0 0 0 0 0 0 0			
Inning Stats	R: 0 H: 1 E: 0 LOB: 1 K: 1 BB: 0 S: 10 P: 14	R: 0 H: 0 E: 0 LOB: 0 K: 0 BB: 0 S: 6 P: 10	R: 0 H: 1 E: 0 LOB: 0 K: 0 BB: 0 S: 7 P: 11	R: 1 H: 2 E: 0 LOB: 2 K: 0 BB: 1 S: 17 P: 31	R: 1 H: 2 E: 0 LOB: 1 K: 0 BB: 0 S: 12 P: 17	R: 0 H: 0 E: 0 LOB: 0 K: 1 BB: 0 S: 9 P: 15	R: 0 H: 0 E: 0 LOB: 1 K: 0 BB: 0 S: 8 P: 13	R: 2 H: 2 E: 0 LOB: 2 K: 0 BB: 2 S: 11 P: 22	R: 0 H: 1 E: 0 LOB: 1 K: 0 BB: 0 S: 4 P: 4	1B: 5 SF: 0 2B: 3 SAC: 2 3B: 0 DP: 1 HR: 1 HBP: 1	WP: 0 PA: 39 PB: 0 SB: 2 CS: 0		
PITCHER	IP WLS BF H R ER SO BB IBB HBP BLK WP HR S P ERA WHIP											PITCHER	IP WLS BF H R ER SO BB IBB HBP BLK WP HR S P ERA WHIP
39 Aaron Harang, R (1, 1) ERA: 3.96	7.0 L 28 6 2 2 2 1 0 1 0 0 0 0 69 111 2.57 1.000												
Joe Valentine, R (8, 1) ERA: 9.53	1.0 7 2 2 2 0 2 0 0 0 0 0 1 11 22 18.00 4.000												
31 Matt Belisle, R (9, 1) ERA: 5.85	1.0 4 1 0 0 0 0 0 0 0 0 0 0 4 4 0.00 1.000												

St. Louis Cardinals @ Cincinnati Reds
 Great American Ball Park, Cincinnati, OH
 Tue May 03 2005, 7:10 PM EDT
 Att. 16,512 - Cloudy - 51 F

livebaseballscorecards.com

AB 33
 R 4
 H 9
 RBI 4
 BB 3
 SO 2
 LOB 14



BOTTOM

St. Louis Cardinals @ Cincinnati Reds
Great American Ball Park, Cincinnati, OH

Tue May 03 2005, 7:10 PM EDT
Att. 16,512 - Cloudy - 51 F

livebaseballscorecards.com

AB	27
R	2
H	4
RBI	1
BB	5
SO	3
LOB	10

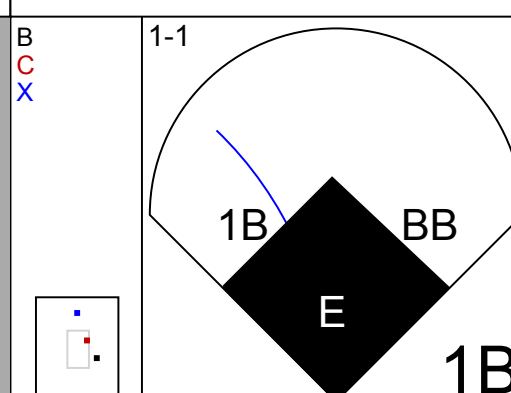


WP	1	PA	34
PB	0		
SB	0		
CS	1		

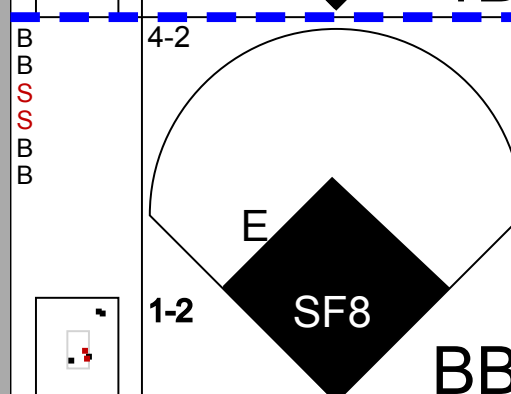
AB R H RBI BB SO LOB

2	1	1	0	1	0	0
2	1	1	0	2	0	1
4	0	1	0	0	0	2
4	0	1	0	0	1	2
2	0	0	0	2	0	0
3	0	0	0	0	0	2
0	0	0	0	0	0	0
0	0	0	0	0	0	0
0	0	0	1	0	0	0
4	0	0	0	0	0	3
3	0	0	0	0	0	0
2	0	0	0	0	1	0
1	0	0	0	0	1	0

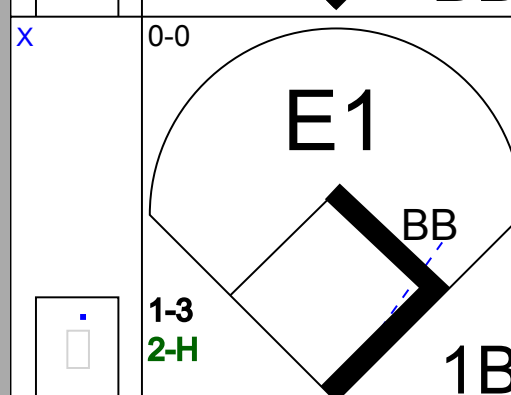
1B BB E 1B



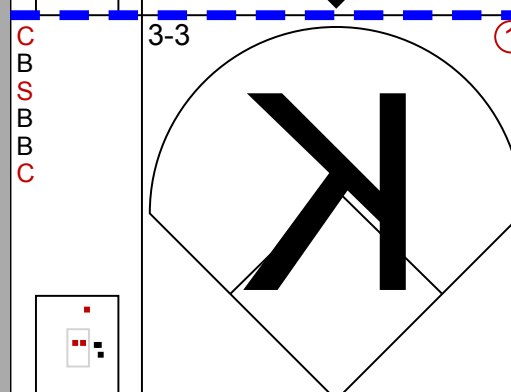
4-2 E SF8 BB



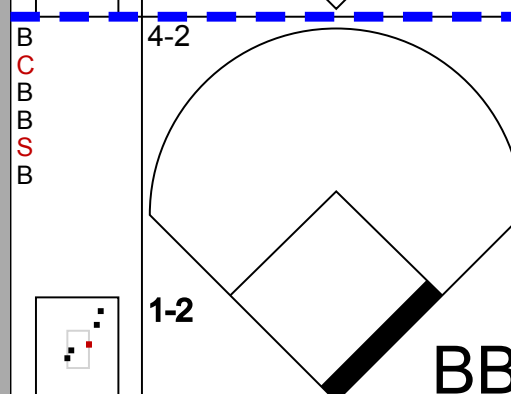
0-0 E1 BB 1B



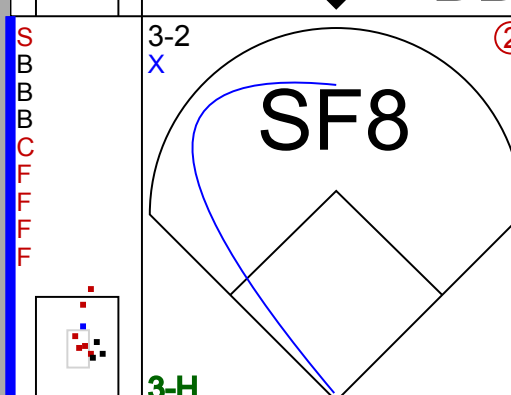
1-3 2-H



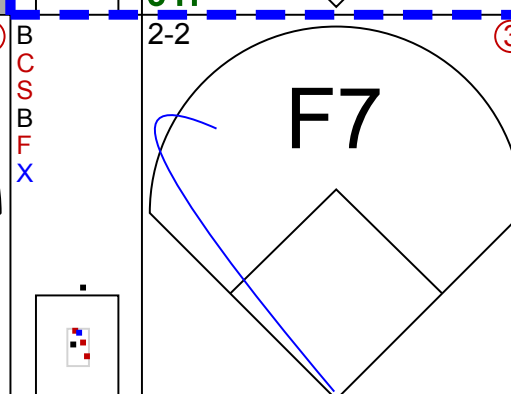
3-3




4-2 BB




3-2 SF8



3-H 2-2



1-1 1B BB E 1B



1-0 CS HBP



1-0 1B



2-0 F8



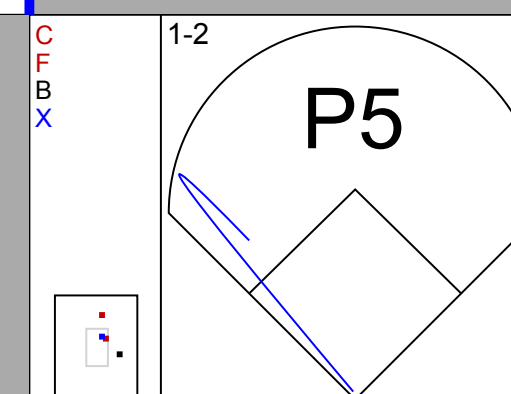
0-1 G4-3



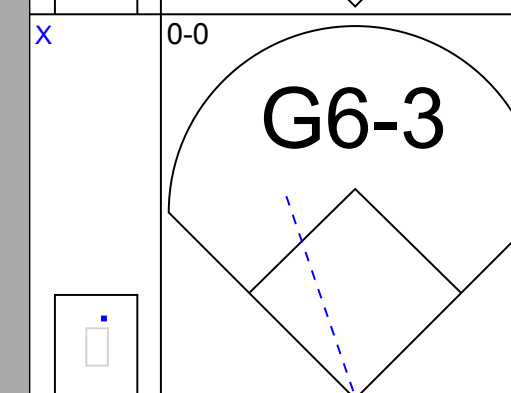
2-2 G4-3



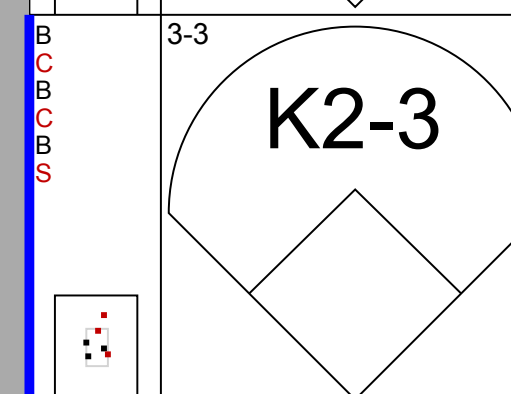
0-1 G6-3



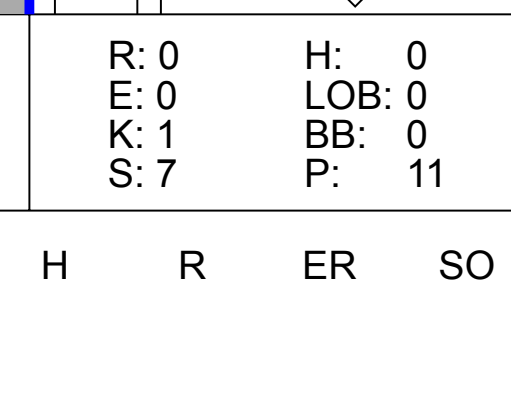
1-2 P5




0-0 G6-3



3-3 K2-3



4-1 FC6 BB



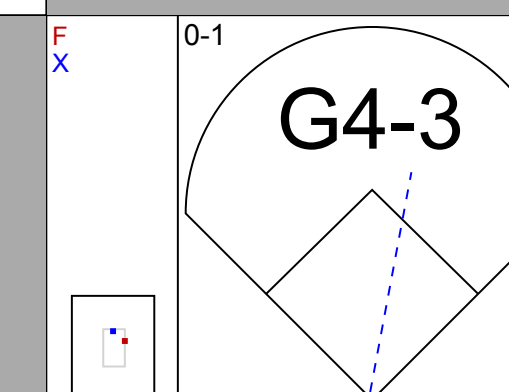
2-0 FC6



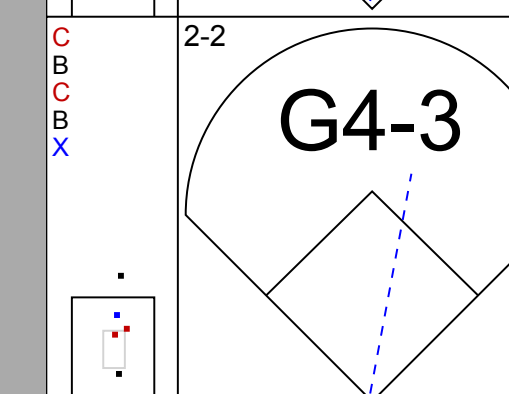
0-2 L4



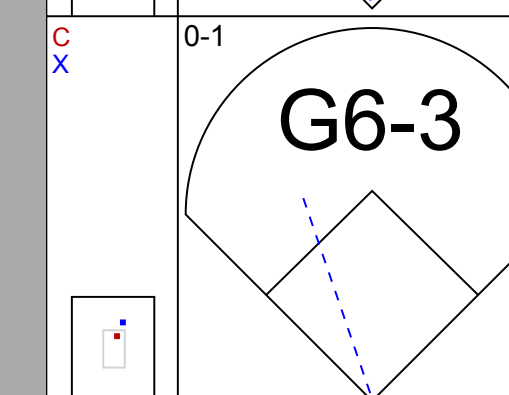
1-0 F9




3-2 F8



3-1 G6-3



3-2 F8



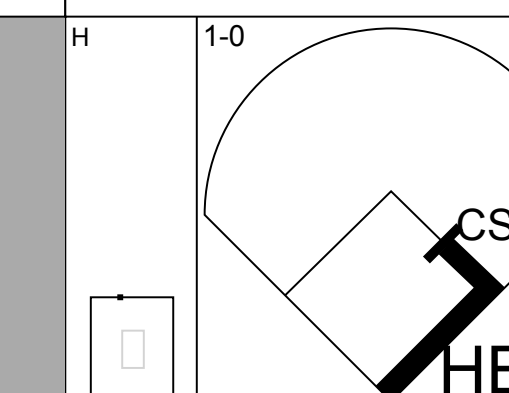
0-1 F8



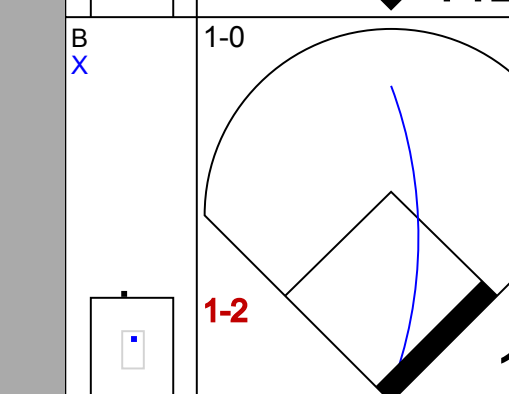
3-2 G6-3



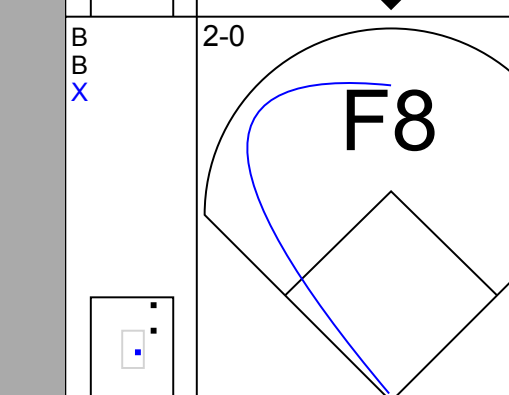
1-1 G5-3




4-2 G4-6-3 BB



2-2 G4-6-3



3-2 WP BB 1B



4-2 G5-3 BB




1-1 G5-3



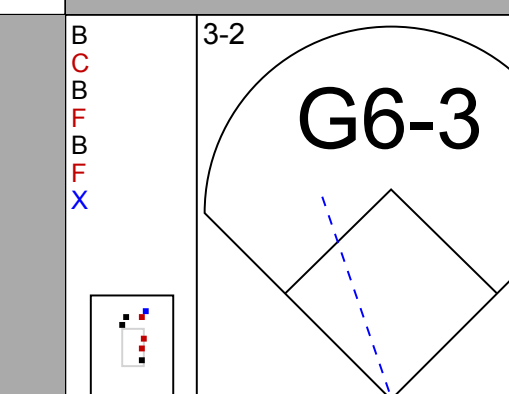
3-1 F8




0-0 G5-3



1-3 K



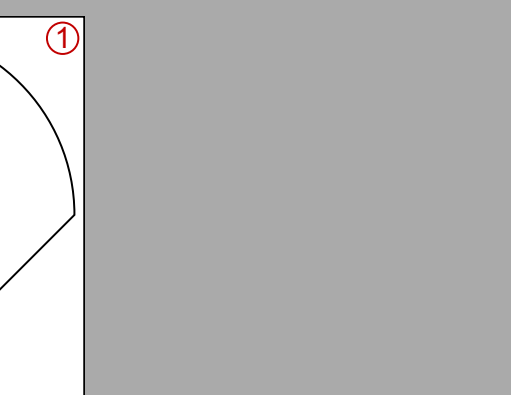
1-1 G5-3




4-2 G4-6-3 BB



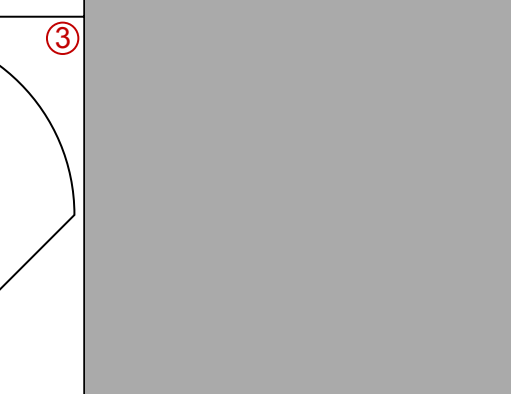
2-2 G4-6-3



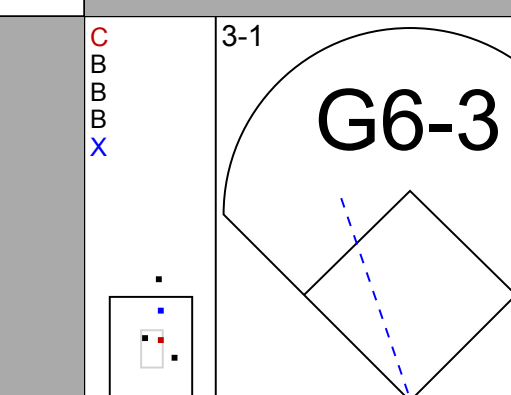
3-2 WP BB 1B



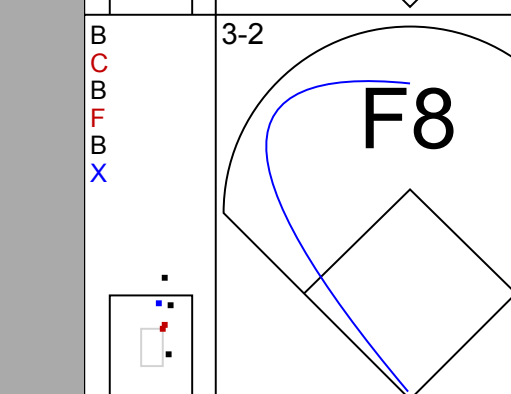
4-2 G5-3 BB



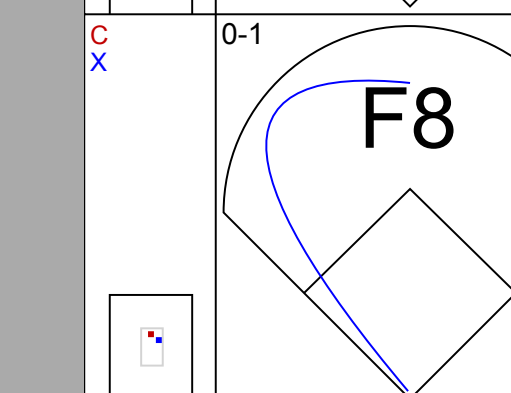
1-1 G5-3




3-1 F8



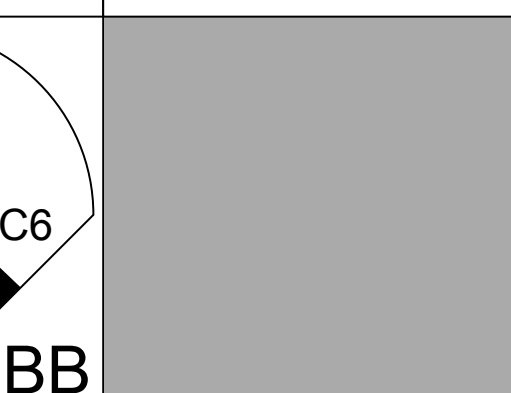
0-0 G5-3



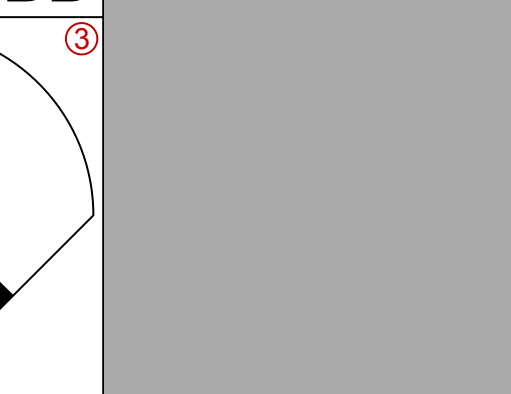
1-3 K



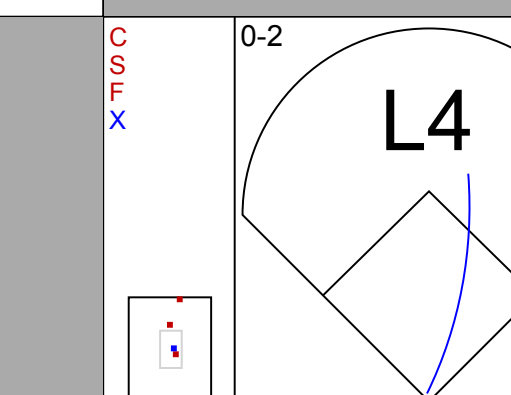
4-1 FC6 BB



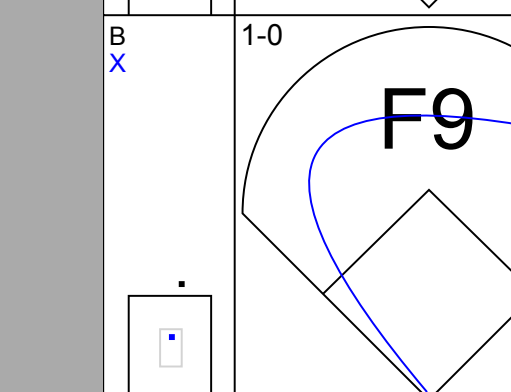
2-0 FC6



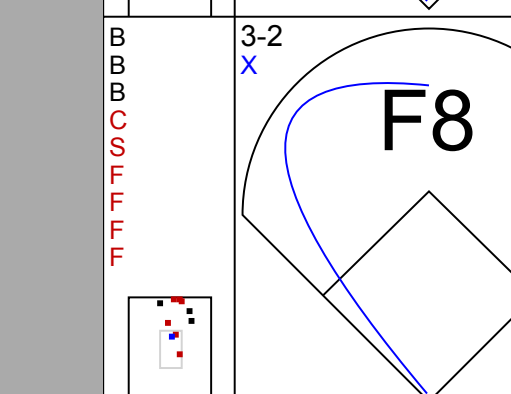
0-2 L4




1-0 F9



3-2 F8



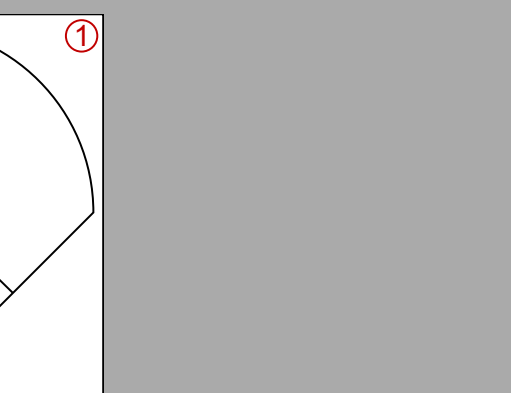
3-1 G6-3



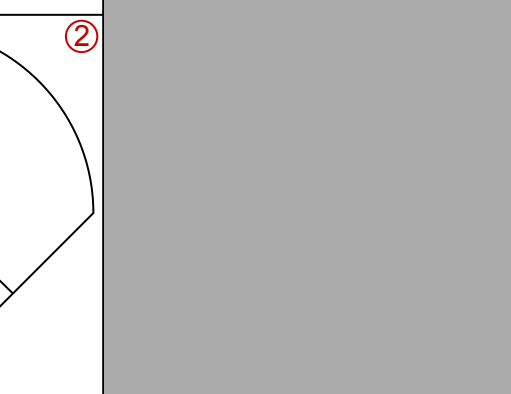
3-2 F8



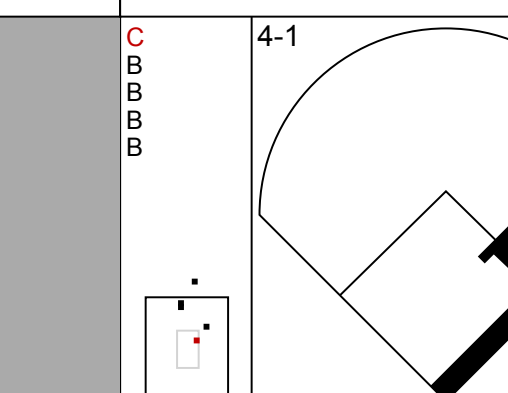
0-1 F8



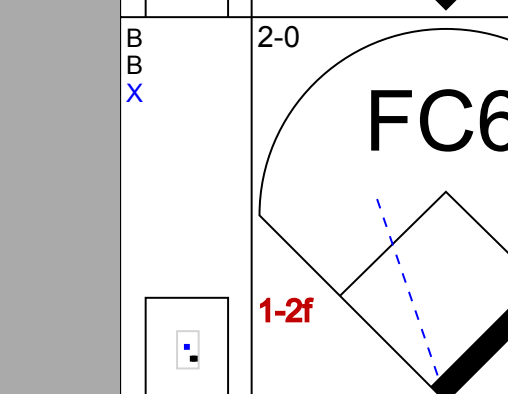
3-2 G6-3




1-1 G5-3



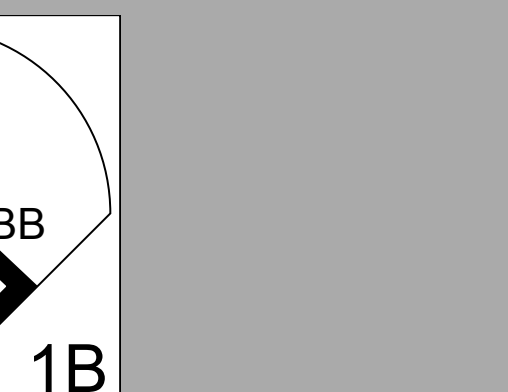
4-2 G4-6-3 BB



2-2 G4-6-3



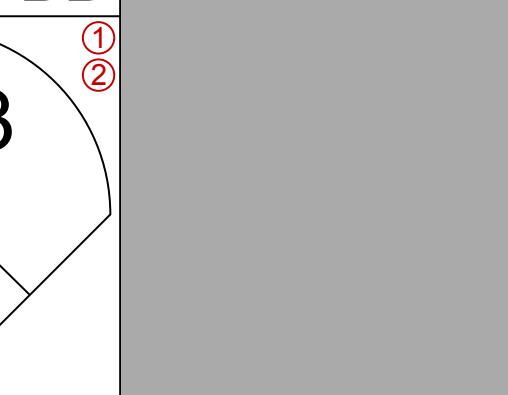
3-2 WP BB 1B



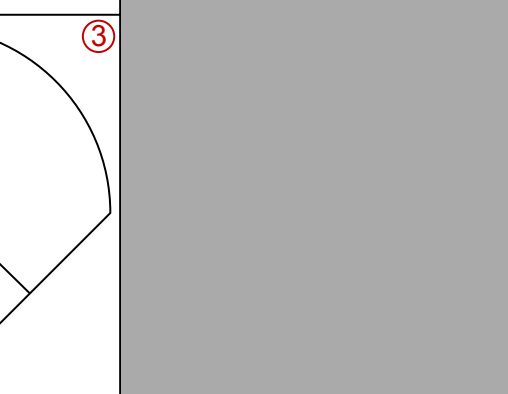
4-2 G5-3 BB



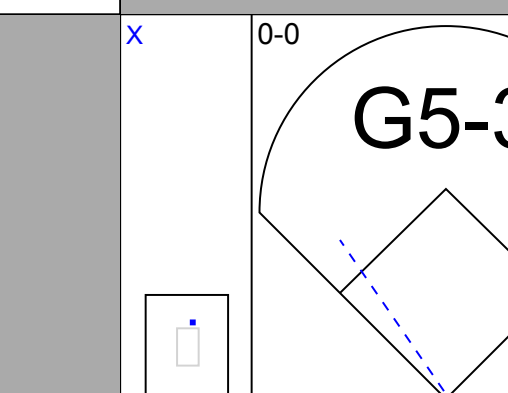
1-1 G5-3



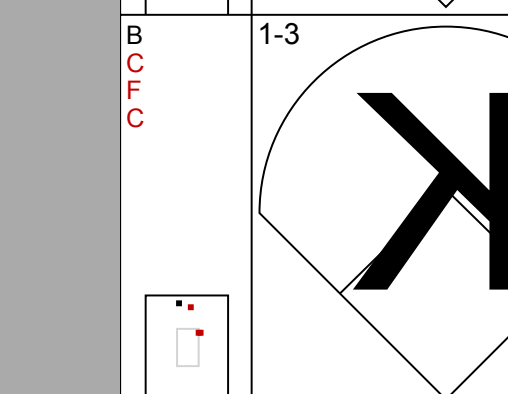
3-1 F8



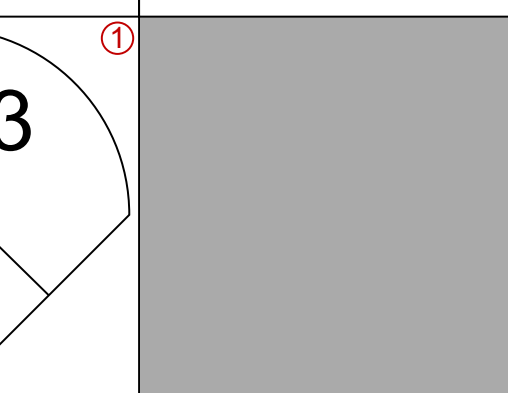
0-0 G5-3



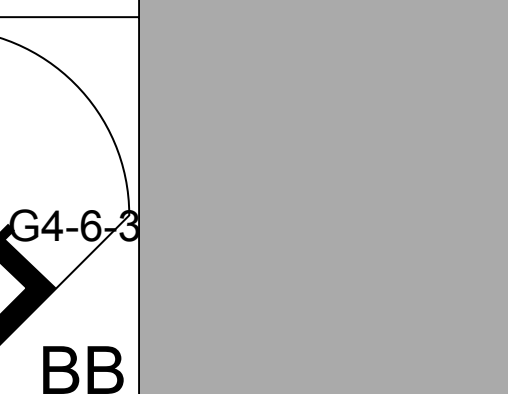
1-3 K



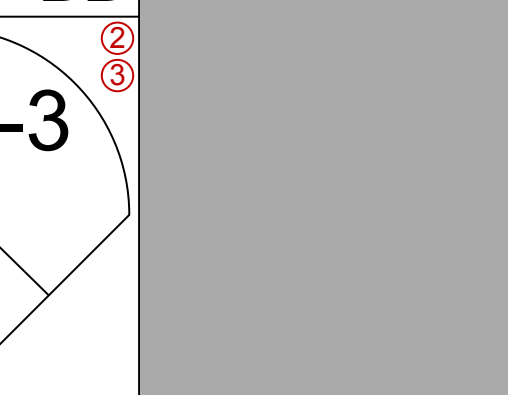
1-1 G5-3



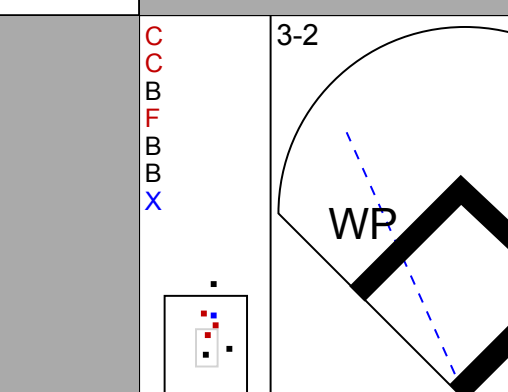
4-2 G4-6-3 BB



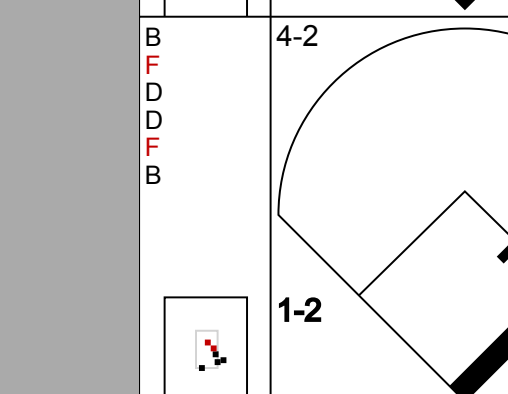
2-2 G4-6-3



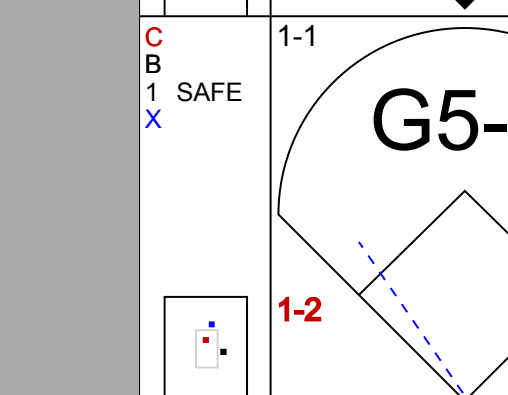
3-2 WP BB 1B



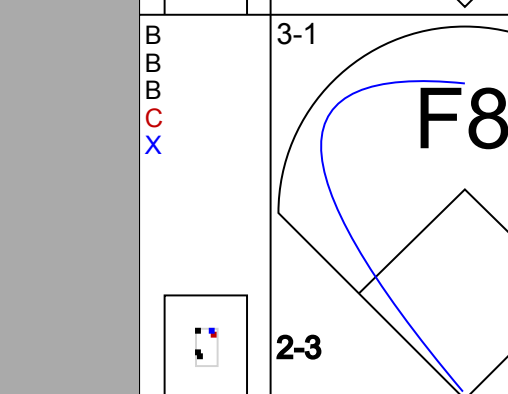
4-2 G5-3 BB




1-1 G5-3



3-1 F8



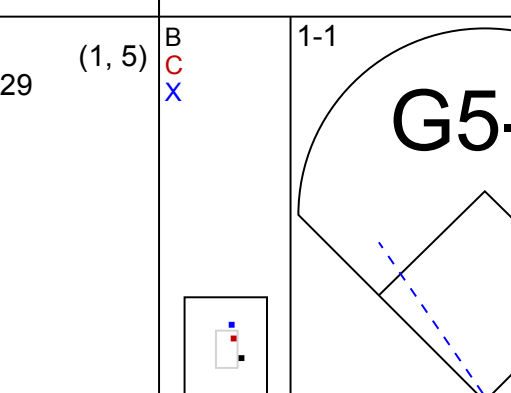
0-0 G5-3



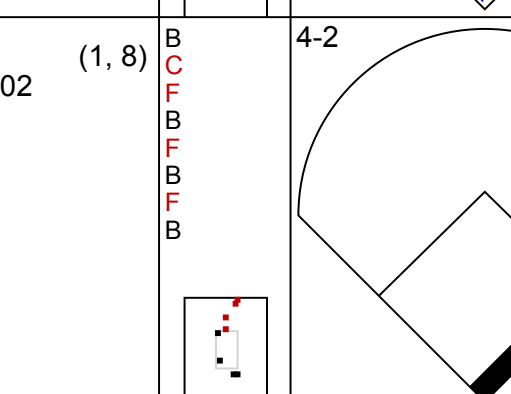
1-3 K



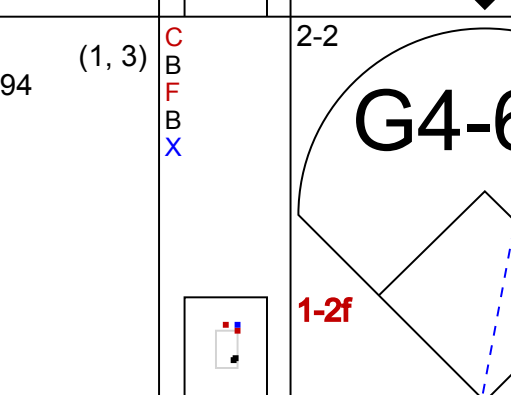
1-1 G5-3



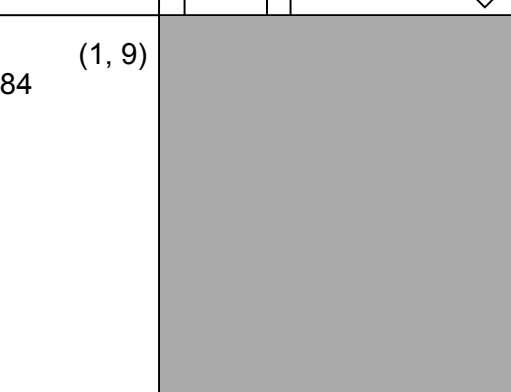
4-2 G4-6-3 BB




2-2 G4-6-3




3-2 WP BB 1B




4-2 G5-3 BB




1-1 G5-3




3-1 F8



0-0 G5-3



1-3 K



6 Ryan Freel, R
OBP: 0.459, SLG: 0.429

Ken Griffey Jr., L
OBP: 0.333, SLG: 0.402

Sean Casey, L
OBP: 0.358, SLG: 0.394

Austin Kearns, R
OBP: 0.318, SLG: 0.384

Adam Dunn, L
OBP: 0.422, SLG: 0.671

Rich Aurilia, R
OBP: 0.253, SLG: 0.397

Joe Valentine, R
(8, 1)

31 Matt Belisle, R
(9, 1)

Joe Randa, R
OBP: 0.396, SLG: 0.483
(9, PH)

D'Angelo Jimenez, S
OBP: 0.291, SLG: 0.224
(1, 4)


Jason LaRue, R
OBP: 0.354, SLG: 0.277
(1, 2)

39 Aaron Harang, R
OBP: 0.071, SLG: 0.071
(1, 1)

Felipe Lopez, S
OBP: 0.333, SLG: 0.500
(8, 6)

Inning Stats		R: 0	H: 0	E: 0	K: 0	S: 9	H: 0	LOB: 0	BB: 1	P: 16	R: 0	H: 1	E: 0	K: 0	S: 10	H: 0	LOB: 1	BB: 1	P: 21	R: 0	H: 0	E: 0	K: 1	S: 6	H: 0	LOB: 0	BB: 0	P: 13	R: 0	H: 0	E: 0	K: 0	S: 7	H: 0	LOB: 0	BB: 0	P: 13	R: 0	H: 1	E: 0	K: 0	S: 6	H: 1	LOB: 1	BB: 0	P: 13	R: 0	H: 0	E: 0	K: 0	S: 7	H: 0	LOB: 0	BB: 0	P: 9	R: 0	H: 0	E: 0	K: 1	S: 7	H: 0	LOB: 0	BB: 0	P: 11	R: 2	H: 2	E: 1	K: 1	S: 21	H: 2	LOB: 2	BB: 2	P: 38	1B: 4	2B: 0	3B: 0	HR: 0	SF: 1	SAC: 0	DP: 1	HBP: 1	WP: 1	PB: 0	SB: 0	CS: 1	PA: 34	ERA	WHIP
--------------	--	------	------	------	------	------	------	--------	-------	-------	------	------	------	------	-------	------	--------	-------	-------	------	------	------	------	------	------	--------	-------	-------	------	------	------	------	------	------	--------	-------	-------	------	------	------	------	------	------	--------	-------	-------	------	------	------	------	------	------	--------	-------	------	------	------	------	------	------	------	--------	-------	-------	------	------	------	------	-------	------	--------	-------	-------	-------	-------	-------	-------	-------	--------	-------	--------	-------	-------	-------	-------	--------	-----	------

PITCHER		IP	WLS	BF	H	R	ER	SO	BB	IBB	HBP	BLK	WP	HR	S	P	ERA	WHIP
Jason Marquis, L	(1, 1)	8.0	W	28	3	1	1	2	3	0	1	0	1	0	66	115	1.12	0.750
Ray King, L	(9, 1)	0.0		2	1	0	0	0	1	0	0	0	0	0	3	7	∞	∞
Julian Tavarez, R	(9, 1)	0.1	H	1	0	0	0	1	0	0	0	0	0	0	3	6	0.00	0.000
34 Randy Flores, L	(9, 1)	0.1	H	2	0	1	1	0	1	0	0	0	0	0	9	16	27.00	3.000
Al Reyes, R	(9, 1)	0.1	S	1	0	0	0	0	0	0	0	0	0	0	4	6	0.00	0.000

Batter	1	2	3	4	5	6	7	8	9	AB R H RBI BB SO LOB	TOP	
22 David Eckstein, R (1, 6) OBP: 0.355, SLG: 0.326	1-2 P3		1-1 27 HR 5 F8 1B	0-0 SF8		0-1 G1-3			2-2 G5-3	4 1 1 1 0 0 0		
So Taguchi, R (1, 8) OBP: 0.385, SLG: 0.611	1-1 L5		2-2 F9	0-1 5 G2-3 1B			1-3 K		2-1 G5-3	5 0 1 2 0 1 1		
5 Albert Pujols, R (1, 3) OBP: 0.405, SLG: 0.587	2-1 27 FC6-4 1B		0-1 F8	0-0 G2-3			2-2 G3 1B		0-1 G6-3	5 0 2 0 0 0 2		
27 Scott Rolen, R (1, 5) OBP: 0.356, SLG: 0.483 Abraham Nunez, S (7, PH) (7, 5)	2-2 FC6-4 1-2f		3-1 HR 2-H	1-2 L7			1-2 G3			3 1 1 2 0 0 2 1 0 0 0 0 0 1		
Reggie Sanders, R (1, 7) OBP: 0.284, SLG: 0.493 Kevin Jarvis, L (8, 1) Carmen Cali, L (9, 1) Al Reyes, R (9, 1)			2-3 K		0-0 F8		2-3 K			4 0 0 0 0 2 1 0		
Mark Grudzielanek, R (1, 4) OBP: 0.368, SLG: 0.466				0-0 1B 4 1B 1B	1-3 K			0-0 2B		4 2 3 0 0 1 0		
Roger Cedeno, S (1, 9) OBP: 0.188, SLG: 0.200				1-2 30 1B 22 SF8 4 1B 1B	3-2 F7			1-2 K		4 1 1 0 0 1 2	AB 38 R 7 H 12 RBI 7 BB 0 SO 5 LOB 12	
4 Yadier Molina, R (1, 2) OBP: 0.229, SLG: 0.228				0-0 22 SF8 30 1B 1B				0-0 F9		4 1 2 2 0 0 1		
30 Mark Mulder, L (1, 1) OBP: 0.067, SLG: 0.067 John Mabry, L (8, PH) (8, 7)				0-1 22 SF8 1B	0-1 22 SF8 1B			0-0 G1-3		3 1 1 0 0 0 1 1 0 0 0 0 0 1		
Inning Stats	R: 0 H: 1 E: 0 LOB: 1 K: 0 BB: 0 S: 10 P: 16	R: 1 H: 2 E: 0 LOB: 1 K: 0 BB: 0 S: 13 P: 16	R: 2 H: 2 E: 0 LOB: 0 K: 1 BB: 0 S: 15 P: 23	R: 4 H: 5 E: 0 LOB: 1 K: 0 BB: 0 S: 15 P: 17	R: 0 H: 0 E: 0 LOB: 0 K: 1 BB: 0 S: 9 P: 13	R: 0 H: 0 E: 0 LOB: 0 K: 0 BB: 0 S: 5 P: 7	R: 0 H: 1 E: 0 LOB: 1 K: 2 BB: 0 S: 13 P: 19	R: 0 H: 1 E: 0 LOB: 1 K: 1 BB: 0 S: 7 P: 8	R: 0 H: 0 E: 0 LOB: 0 K: 0 BB: 0 S: 7 P: 11	1B: 9 SF: 1 2B: 2 SAC: 0 3B: 0 DP: 0 HR: 1 HBP: 0	WP: 0 PA: 39 PB: 0 SB: 0 CS: 0	
PITCHER	IP WLS BF H R ER SO BB IBB HBP BLK WP HR S P ERA WHIP											
Brandon Clausen, L (1, 1) ERA: 5.6	3.1 L 20 10 7 7 1 0 0 0 0 0 0 1 49 67 18.90 3.000											
31 Matt Belisle, R (4, 1) ERA: 5.16	2.2 8 0 0 0 1 0 0 0 0 0 0 0 18 25 0.00 0.000											
Ryan Wagner, R (7, 1) ERA: 3.77	1.0 4 1 0 0 2 0 0 0 0 0 0 0 13 19 0.00 1.000											
Kent Mercker, L (8, 1) ERA: 2.77	1.0 4 1 0 0 1 0 0 0 0 0 0 0 7 8 0.00 1.000											
Danny Graves, R (9, 1) ERA: 4.83	1.0 3 0 0 0 0 0 0 0 0 0 0 0 7 11 0.00 0.000											

St. Louis Cardinals @ Cincinnati Reds
 Great American Ball Park, Cincinnati, OH
 Wed May 04 2005, 7:10 PM EDT
 Att: 17,241 - Clear - 61 F

livebaseballscorecards.com

Batter	1	2	3	4	5	6	7	8	9	AB R H RBI BB SO LOB	TOP
Cesar Izturis, S (1, 6) <small>OBP: 0.383, SLG: 0.407</small> 66 Norihiro Nakamura, R (7, PH) <small>OBP: 0.171, SLG: 0.179</small> (7, 6) (8, 4)	 HBP G4-3		 1-1 1-2f G6-4-3	 0-1 1-2 2-3 1B			 2-3 K		 0-2 G5-3	3 1 1 0 0 0 2 2 0 0 0 0 1 1	
Hee-Seop Choi, L (1, 3) <small>OBP: 0.361, SLG: 0.548</small>	 HR BB		 3-1 2B	 2-3 K			 3-2 HR			4 3 3 3 1 1 3	
J.D. Drew, L (1, 9) <small>OBP: 0.405, SLG: 0.442</small> 17 Jason Repko, R (6, 9) <small>OBP: 0.326, SLG: 0.480</small> (7, 8)	 12 HR 1B BB		 2-0 F9		 0-1 F9		 1-3 K			3 2 1 0 1 0 1 1 0 0 0 0 1 0	
12 Jeff Kent, R (1, 4) <small>OBP: 0.444, SLG: 0.637</small> D.J. Houlton, R (8, 1) Wilson Alvarez, L (9, 1)	 HR E8 2B		 3-2 2B 2B		 1-0 L5		 1-3 K			5 2 3 5 0 1 0 0 0 0 0 0 0 0 0 0 0 0 0 0 0	
Milton Bradley, S (1, 8) <small>OBP: 0.342, SLG: 0.533</small> Jason Grabowski, L (7, 7) <small>OBP: 0.226, SLG: 0.231</small>	 HBP BB K		 1-0 F8		 0-1 G6-3		 2-3 K			3 1 0 0 1 1 2 1 0 0 0 0 1 0	
Olmedo Saenz, R (1, 5) <small>OBP: 0.419, SLG: 0.611</small>	 2-1 2B HBP 1-2	 1-1 G6-3	 2-2 WP SF8 2B		 3-2 F9		 3-3 K			4 2 1 1 0 1 0	
Ricky Ledee, L (1, 7) <small>OBP: 0.394, SLG: 0.500</small> (7, 9)	 0-0 2B 2B 1-H 2-H	 2-2 P5	 3-2 1B 31 1B 2-3 HBP		 1-0 F8		 4-0 WP BB			3 1 1 2 1 0 0	AB 36 R 13 H 12 RBI 13 BB 5 SO 7 LOB 11
Jason Phillips, R (1, 2) <small>OBP: 0.333, SLG: 0.397</small>	 0-0 31 SH3 12 E 2B	 0-1 G6-3	 1-1 SF8		 3-2 F9		 2-1 F9			4 1 1 2 0 0 1	
31 Brad Penny, R (1, 1) <small>OBP: 0.429, SLG: 0.200</small> Mike Edwards, R (8, 6) <small>OBP: 0.500, SLG: 0.500</small>	 1-0 SH3 2-3		 4-0 G6-4-3 BB	 1-2 1B		 1-1 G6-3		 2-2 F9 1-2		2 0 1 0 1 0 0 1 0 0 0 0 0 1	
Inning Stats	R: 10 H: 6 E: 1 LOB: 1 K: 1 BB: 3 S: 28 P: 52	R: 0 H: 0 E: 0 LOB: 0 K: 0 BB: 0 S: 7 P: 10	R: 0 H: 1 E: 0 LOB: 1 K: 0 BB: 1 S: 5 P: 15	R: 2 H: 4 E: 0 LOB: 3 K: 1 BB: 0 S: 20 P: 33	R: 0 H: 0 E: 0 LOB: 0 K: 0 BB: 0 S: 5 P: 6	R: 0 H: 0 E: 0 LOB: 0 K: 0 BB: 0 S: 10 P: 17	R: 1 H: 1 E: 0 LOB: 0 K: 2 BB: 0 S: 11 P: 18	R: 0 H: 0 E: 0 LOB: 0 K: 3 BB: 0 S: 9 P: 15	R: 0 H: 0 E: 0 LOB: 1 K: 0 BB: 1 S: 9 P: 17	1B: 3 SF: 1 2B: 6 SAC: 1 3B: 0 DP: 1 HR: 3 HBP: 3	WP: 2 PA: 46 PB: 0 SB: 0 CS: 0
PITCHER	Paul Wilson, R (1, 1) <small>ERA: 7.25</small> 31 Matt Belisle, R (1, 1) <small>ERA: 5.26</small> Ricky Stone, R (4, 1) <small>ERA: 9.0</small> Kent Mercker, L (6, 1) <small>ERA: 2.57</small> 25 David Weathers, R (7, 1) <small>ERA: 6.89</small>	IP WLS BF H R ER SO BB IBB HBP BLK WP HR S P ERA WHIP	PITCHER	Ryan Wagner, R (8, 1) <small>ERA: 3.52</small> Danny Graves, R (9, 1) <small>ERA: 4.26</small>	IP WLS BF H R ER SO BB IBB HBP BLK WP HR S P ERA WHIP						

Los Angeles Dodgers @ Cincinnati Reds
 Great American Ball Park, Cincinnati, OH
 Fri May 06 2005, 7:10 PM EDT
 Att. 29,409 - Clear - 70 F

livebaseballscorecards.com

Batter	1	2	3	4	5	6	7	8	9
6 Ryan Freel, R OBP: 0.459, SLG: 0.450 (1, 4) (7, 9)	0-0 G6-3		1-1 B1-3			1-0 G4-1	0-0 SH	2-2 FC6-4	
Felipe Lopez, S OBP: 0.340, SLG: 0.568 (1, 6)	2-1 F7			0-1 B1-3		2-2 1B	0-0 FC6-4	0-0 FC6-4	
Sean Casey, L OBP: 0.325, SLG: 0.354 (1, 3)	3-2 G3			1-1 G5-3		0-1 1B	1 SAFE F8	1-2 P5	
Ken Griffey Jr., L OBP: 0.327, SLG: 0.410 (1, 8)		2-2 F8		1-2 G4-3		0-0 L7	1-0 2B		
Adam Dunn, L OBP: 0.412, SLG: 0.652 (1, 7)		0-3 K			1-3 K	1-1 1B	3-2 P6		
Joe Randa, R OBP: 0.398, SLG: 0.480 (1, 5)		0-1 G4-3			3-2 2B	2-0 HR		4-1 SH	
Austin Kearns, R OBP: 0.309, SLG: 0.439 (7, 1) Kent Mercker, L (8, 1) Ryan Wagner, R (8, 1)			0-1 G6-3		1-0 G5-3	0-1 HR		1-2 SH	
Jason LaRue, R OBP: 0.322, SLG: 0.240 (1, 2)			4-2 BB		0-0 G5-3	0-0 F8		2-3 K	
Ramon Ortiz, R (6, 1) 25 David Weathers, R (6, PH) D'Angelo Jimenez, S OBP: 0.319, SLG: 0.275 (7, 4)			1-3 K			2-2 2B	0-0 SH	0-2 FC6-4	

Inning Stats	R: 0	H: 0	E: 0	K: 0	S: 6	LOB: 0	BB: 0	P: 11	R: 0	H: 0	E: 0	K: 1	S: 8	LOB: 0	BB: 0	P: 10	R: 0	H: 0	E: 0	K: 0	S: 7	LOB: 0	BB: 0	P: 9	R: 0	H: 1	E: 0	K: 1	S: 8	LOB: 1	BB: 0	P: 13	R: 6	H: 6	E: 0	K: 0	S: 16	LOB: 0	BB: 0	P: 24	R: 2	H: 2	E: 0	K: 0	S: 10	LOB: 1	BB: 0	P: 14	R: 3	H: 2	E: 1	K: 1	S: 20	LOB: 1	BB: 1	P: 30
--------------	------	------	------	------	------	--------	-------	-------	------	------	------	------	------	--------	-------	-------	------	------	------	------	------	--------	-------	------	------	------	------	------	------	--------	-------	-------	------	------	------	------	-------	--------	-------	-------	------	------	------	------	-------	--------	-------	-------	------	------	------	------	-------	--------	-------	-------

AB	R	H	RBI	BB	SO	LOB
4	0	1	1	0	0	2
5	2	1	3	0	0	2
5	1	1	1	0	0	2
4	0	1	1	0	0	1
4	1	1	0	0	2	1
3	2	2	1	1	0	0
3	1	1	2	0	0	1
0	0	0	0	0	0	0
0	1	0	0	0	0	0
3	0	0	0	1	1	3
1	0	0	0	0	1	1
0	0	0	0	0	0	0
3	3	3	1	0	0	0

Los Angeles Dodgers @ Cincinnati Reds
Great American Ball Park, Cincinnati, OH

Sat May 07 2005, 1:15 PM EDT
Att. 26,324 - Partly Cloudy - 72 F

AB	35
R	11
H	11
RBI	10
BB	2
SO	4
LOB	13



PITCHER	IP	WLS	BF	H	R	ER	SO	BB	IBB	HBP	BLK	WP	HR	S	P	ERA	WHIP
Derek Lowe, R ERA: 2.87 (1, 1)	5.2	L	25	7	6	6	3	1	0	0	0	1	1	55	83	9.53	1.412
Duaner Sanchez, R ERA: 3.68 (6, 1)	0.2		4	1	2	2	0	0	0	0	0	0	0	4	4	27.00	1.500
Kelly Wunsch, L ERA: 1.69 (7, 1)	0.2		3	1	0	0	0	0	0	0	0	0	0	7	11	0.00	1.500
Steve Schmolz, R ERA: 4.3 (8, 1)	0.1		5	2	3	1	1	1	0	0	1	0	0	15	24	27.00	9.000
Wilson Alvarez, L ERA: (8, 1)	0.2		2	0	0	0	0	0	0	0	0	0	0	5	6	0.00	0.000

WP	HR	S	P	ERA	WHIP
2	1	13	39		

Batter	1	2	3	4	5	6	7	8	9	AB R H RBI BB SO LOB	TOP										
Cesar Izturis, S (1, 6) OBP: 0.355, SLG: 0.375	2-1 L4		1-1 L9		1-0 P4		1-0 F9	0-0 F9		5 0 0 0 0 0 3											
17 Jason Repko, R (1, 9) OBP: 0.317, SLG: 0.455	1-2 P6			1-3 K		2-2 12 1B 1B HR	0-1 B1-3		2-2 F7	5 1 1 0 0 1 0											
Milton Bradley, S (1, 8) OBP: 0.358, SLG: 0.557	3-1 1B			0-0 F8		0-0 12 1B 1B HR	0-0 HR		4-1 12 E 12 S 1B BB	4 3 3 1 1 0 0											
12 Jeff Kent, R (1, 4) OBP: 0.444, SLG: 0.615	2-0 F7			4-2 BB		0-0 1-2 2-3 1B HR	0-1 F7		4-2 1B 1B BB	3 2 1 0 2 0 1											
Olmedo Saenz, R (1, 3) OBP: 0.375, SLG: 0.537		0-0 P5		1-3 K		3-0 F8		0-0 G5-3	0-0 L6	5 0 0 0 0 1 6											
Jason Phillips, R (1, 2) OBP: 0.358, SLG: 0.470		3-1 F9			2-0 2B	0-0 HR		3-2 1B 2B 1B	3-1 BB 1B 1B	5 3 4 5 0 0 0											
Ricky Ledee, L (1, 7) OBP: 0.400, SLG: 0.507		2-2 P6			0-3 K	2-2 G6-3 2B		2-1 2B 1B	3-2 1-2 2-H 1B	5 0 3 1 0 1 1											
Mike Edwards, R (1, 5) OBP: 0.455, SLG: 0.700			2-2 P3		0-1 F8	1-2 G6-3		0-1 1-3 2-H 2B	4-2 1-2 2-3 BB	4 0 1 1 1 0 2											
Jeff Weaver, R (1, 1) OBP: 0.278, SLG: 0.389 Kelly Wunsch, L (7, 1) Jason Grabowski, L (8, PH) Giovanni Carrara, R (8, 1) Hee-Seop Choi, L (9, PH) 43 Yency Brazoban, R (9, 1)			1-2 F9		0-0 2-H 2B	0-0 G5-3		2-3 K	0-0 G3-1	3 0 1 1 0 0 1 0 0 0 0 0 0 0 1 0 0 0 0 0 1 2 0 0 0 0 0 0 0 0 1 0 0 0 0 0 0 3 0 0 0 0 0 0 0 0											
Inning Stats	R: 0 E: 0 K: 0 S: 8	H: 1 LOB: 1 BB: 0 P: 16	R: 0 E: 0 K: 0 S: 6	H: 0 LOB: 0 BB: 0 P: 11	R: 0 E: 0 K: 2 S: 10	H: 0 LOB: 1 BB: 1 P: 16	R: 1 E: 0 K: 1 S: 8	H: 2 LOB: 1 BB: 0 P: 11	R: 4 E: 0 K: 0 S: 16	H: 5 LOB: 1 BB: 0 P: 24	R: 1 E: 0 K: 0 S: 6	H: 1 LOB: 0 BB: 0 P: 7	R: 1 E: 0 K: 1 S: 17	H: 3 LOB: 2 BB: 0 P: 24	R: 2 E: 0 K: 0 S: 17	H: 2 LOB: 3 BB: 3 P: 37	1B: 8 2B: 4 3B: 0 HR: 2	SF: 0 SAC: 0 DP: 0 HBP: 0	WP: 0 PB: 0 SB: 1 CS: 0	PA: 45	
22 Eric Milton, L (1, 1) ERA: 6.18 Ricky Stone, R (7, 1) ERA: 8.1 Ben Weber, R (9, 1) ERA: 8.03	PITCHER	IP WLS BF H R ER SO BB IBB HBP BLK WP HR S P ERA WHIP	6.2 L 30 9 6 6 3 1 0 0 0 0 0 2 60 95 8.10 1.500	1.1 7 3 1 1 1 0 0 0 0 0 0 19 26 6.75 2.250	1.0 8 2 2 2 0 3 0 0 0 0 0 17 37 18.00 5.000	PITCHER	IP WLS BF H R ER SO BB IBB HBP BLK WP HR S P ERA WHIP														

Los Angeles Dodgers @ Cincinnati Reds
Great American Ball Park, Cincinnati, OH
Sun May 08 2005, 8:05 PM EDT
Att. 19,643 - Clear - 79 F

AB	41
R	9
H	14
RBI	9
BB	4
SO	4
LOB	19



Batter	1	2	3	4	5	6	7	8	9	AB	R	H	RBI	BB	SO	LOB
6 Ryan Freel, R OBP: 0.456, SLG: 0.462 (1, 9)	2-2 F7		3-2 F9		2-2 F7		0-1 1B		3-2 2B	5	0	2	0	0	0	0
Felipe Lopez, S OBP: 0.385, SLG: 0.596 (1, 4) (7, 6)	1-3 K		4-0 G3-6-3 BB			1-1 2B	1-2 1B		4-2 G4-6-3 BB	3	0	2	0	2	1	0
Sean Casey, L OBP: 0.320, SLG: 0.356 (1, 3)	1-0 2B		0-0 G3-6-3 1-2f			2-0 F9	0-2 L3		1-1 G4-6-3 1-2f	5	0	1	0	0	0	6
Ken Griffey Jr., L OBP: 0.333, SLG: 0.437 (1, 8)	2-2 P4			1-0 HR		1-0 BB HBP		2-3 K		3	1	1	1	0	1	1
Adam Dunn, L OBP: 0.424, SLG: 0.660 (1, 7)		4-0 BB		0-0 P5		4-1 BB		1-2 E 2B		2	1	1	0	2	0	0
Joe Randa, R OBP: 0.393, SLG: 0.471 (1, 5)		0-3 K		2-3 K		0-1 F8		0-0 E8 1B		4	0	1	1	0	2	4
Rich Aurilia, R OBP: 0.247, SLG: 0.386 (1, 6) Ricky Stone, R (7, 1)		3-3 K		0-0 F9		2-3 K		2-3 K		3	0	0	0	0	2	4
Jacob Cruz, L OBP: 0.300, SLG: 0.316 (8, PH) Ben Weber, R (9, 1)		1-2 K								0	0	0	0	0	0	0
Jason LaRue, R OBP: 0.309, SLG: 0.228 (1, 2)		2-2 G3								1	0	0	0	0	1	2
22 Eric Milton, L OBP: 0.077, SLG: 0.308 (1, 1) D'Angelo Jimenez, S OBP: 0.312, SLG: 0.268 (7, 4)			0-2 HR			2-2 G6-3		0-2 K	1-1 F9	2	1	1	1	0	1	0
						0-3 K		2-3 K		2	0	0	0	0	1	0

BOTTOM

Los Angeles Dodgers @ Cincinnati Reds
Great American Ball Park, Cincinnati, OH

Sun May 08 2005, 8:05 PM EDT
Att. 19,643 - Clear - 79 F

livebaseballscorecards.com

AB	34
R	3
H	9
RBI	3
BB	4
SO	10
LOB	18



Inning Stats	R: 0	H: 1	E: 0	K: 1	S: 10	H: 0	LOB: 1	BB: 0	P: 16	R: 0	H: 0	E: 0	K: 2	S: 9	R: 1	H: 1	E: 0	K: 0	S: 9	R: 1	H: 1	E: 0	K: 1	S: 6	R: 0	H: 0	E: 0	K: 1	S: 9	R: 0	H: 1	E: 0	K: 1	S: 9	R: 0	H: 2	E: 0	K: 2	S: 15	R: 1	H: 2	E: 1	K: 2	S: 12	R: 0	H: 1	E: 0	K: 0	S: 10	1B: 3	SF: 0	2B: 4	SAC: 0	3B: 0	DP: 2	HR: 2	HBP: 1	WP: 0	PA: 39
--------------	------	------	------	------	-------	------	--------	-------	-------	------	------	------	------	------	------	------	------	------	------	------	------	------	------	------	------	------	------	------	------	------	------	------	------	------	------	------	------	------	-------	------	------	------	------	-------	------	------	------	------	-------	-------	-------	-------	--------	-------	-------	-------	--------	-------	--------

PITCHER	IP	WLS	BF	H	R	ER	SO	BB	IBB	HBP	BLK	WP	HR	S	P	ERA	WHIP
Jeff Weaver, R ERA: 5.23 (1, 1)	6.2	W	29	6	2	2	8	3	0	0	0	0	2	64	106	2.70	1.350
Kelly Wunsch, L ERA: 1.64 (7, 1)	0.1	H	1	0	0	0	0	0	0	0	0	0	0	3	3	0.00	0.000
Giovanni Carrara, R ERA: 4.15 (8, 1)	1.0		5	2	1	1	2	0	0	0	0	0	0	12	18	9.00	2.000
43 Yhency Brazoban, R ERA: 2.19 (9, 1)	1.0		4	1	0	0	0	1	0	0	0	0	0	10	18	0.00	2.000

Batter	1	2	3	4	5	6	7	8	9	10	11	12	13	AB R H RBI BB SO LOB
6 Ryan Freel, R OBP: 0.430, SLG: 0.431 (1, 9) (10, 7)	0-1 G6-3	2-1 2B 1B		0-2 G1-3		0-0 G4-3			2-3 K		2-2 G5-3		2-2 G1-3	7 1 1 0 0 1 1
Felipe Lopez, S OBP: 0.379, SLG: 0.585 (1, 4) (13, 6)	2-2 G1-5-3 2B 1B	1-1 F7		3-2 2B			2-2 G4-3		1-2 G6-3		1-1 G6-3			6 1 2 0 0 0 1
Sean Casey, L OBP: 0.331, SLG: 0.382 William Bergolia, R (9, PR) Kent Mercker, L (10, 1) Jason LaRue, R OBP: 0.305, SLG: 0.225 (11, 2)	0-1 SAFE G1-5-3	1-1 2B		0-2 F7			1-0 1B 2B		1-0 1B 1B		1-3 K			5 0 3 1 0 0 2 0 0 0 0 0 0 0 0 0 0 0 0 0 0 1 0 0 0 0 0 1 0
Ken Griffey Jr., L OBP: 0.350, SLG: 0.454 (1, 8)	0-0 2B 2B	4-2 BB			2-3 K		3-1 2B 1B		1-2 1B 1B		0-3 K			5 1 3 1 1 2 0
Adam Dunn, L OBP: 0.419, SLG: 0.633 (1, 7) (10, 3)	4-2 2B BB	2-3 K			1-1 F7		2-3 SAFE K		4-0 1B 1B		1-2 P6			4 1 0 0 2 2 4
Joe Randa, R OBP: 0.398, SLG: 0.481 (1, 5)	2-0 E 2B		0-1 G6-3 1B		0-0 G6-3		3-3 K		0-1 F9		3-2 1B			6 1 3 2 0 1 5
Rich Aurilia, R OBP: 0.232, SLG: 0.362 31 Matt Belisle, R (13, 1)	0-1 E9 2B		1-2 G6-3			2-1 L9		2-1 G4-3		2-3 K		0-2 F8		6 0 0 0 0 1 2 0 0 0 0 0 0 0
Javier Valentin, S OBP: 0.250, SLG: 0.333 25 David Weathers, R (11, 1) D'Angelo Jimenez, S OBP: 0.309, SLG: 0.265 (13, 4)	2-3 K		0-3 K		1-1 39 FC1-6 1B		1-1 F7		1-1 F7		0-3 K		3-3 K	5 0 1 0 0 3 1 0 0 0 0 0 0 0 1 0 0 0 0 1 0
39 Aaron Harang, R OBP: 0.059, SLG: 0.059 Jacob Cruz, L OBP: 0.286, SLG: 0.300 Ryan Wagner, R (9, 1) Danny Graves, R (9, 1) Austin Kearns, R OBP: 0.302, SLG: 0.429 (10, 9)		1-2 L4		0-1 G5-3		0-0 SAFE FC1-6 1B		2-2 P2		2-3 K		2-1 G6-3		3 0 0 0 0 0 1 1 0 0 0 0 0 0 0 0 0 0 0 0 0 2 0 0 0 0 1 0

Inning Stats	R: 4	H: 3	E: 1	LOB: 1	K: 1	P: 18	R: 1	H: 2	E: 0	LOB: 2	K: 1	P: 14	R: 0	H: 1	E: 0	LOB: 0	K: 1	P: 9	R: 0	H: 0	E: 0	LOB: 0	K: 1	P: 6	R: 0	H: 2	E: 0	LOB: 2	K: 2	P: 14	R: 0	H: 0	E: 0	LOB: 0	K: 0	P: 7	R: 0	H: 0	E: 0	LOB: 0	K: 3	P: 11	R: 0	H: 1	E: 0	LOB: 1	K: 1	P: 13	R: 0	H: 0	E: 0	LOB: 0	K: 1	P: 8	R: 0	H: 0	E: 0	LOB: 0	K: 1	P: 15	R: 0	H: 1	E: 0	LOB: 1	K: 1	P: 17	R: 0	H: 0	E: 0	LOB: 0	K: 1	P: 8	R: 0	H: 0	E: 0	LOB: 0	K: 1	P: 15	1B: 8	SF: 0	2B: 5	SAC: 0	3B: 0	DP: 1	HR: 0	HBP: 0	WP: 0	PA: 55
--------------	------	------	------	--------	------	-------	------	------	------	--------	------	-------	------	------	------	--------	------	------	------	------	------	--------	------	------	------	------	------	--------	------	-------	------	------	------	--------	------	------	------	------	------	--------	------	-------	------	------	------	--------	------	-------	------	------	------	--------	------	------	------	------	------	--------	------	-------	------	------	------	--------	------	-------	------	------	------	--------	------	------	------	------	------	--------	------	-------	-------	-------	-------	--------	-------	-------	-------	--------	-------	--------

PITCHER	IP	WLS	BF	H	R	ER	SO	BB	IBB	HBP	BLK	WP	HR	S	P	ERA	WHIP
44 Jake Peavy, R ERA: 2.76 (1, 1)	6.1		31	10	5	4	4	2	0	0	0	0	0	74	111	5.68	1.895
Rudy Seanez, R ERA: 1.76 (7, 1)	0.2		2	0	0	0	2	0	0	0	0	0	0	7	12	0.00	0.000
Brian Falkenborg, R ERA: (8, 1)	1.0		3	0	0	0	0	0	0	0	0	0	0	7	12	0.00	0.000
Akinori Otsuka, R ERA: 1.65 (9, 1)	1.0		6	2	0	1	0	1	0	0	0	0	0	13	22	0.00	2.000
Scott Linebrink, R ERA: 3.52 (10, 1)	2.0		6	0	0	0	4	0	0	0	0	0	0	19	27	0.00	0.000
PITCHER	IP	WLS	BF	H	R	ER	SO	BB	IBB	HBP	BLK	WP	HR	S	P	ERA	WHIP
Chris Hammond, L ERA: 2.0 (12, 1)	1.0	W	4	1	0	0	1	0	0	0	0	0	0	13	17	0.00	1.000
Trevor Hoffman, R ERA: 3.55 (13, 1)	1.0	S	3	0	0	0	1	0	0	0	0	0	0	8	15	0.00	0.000

San Diego Padres @ Cincinnati Reds
Great American Ball Park, Cincinnati, OH
Mon May 09 2005, 7:10 PM EDT
Att. 16,095 - Partly Cloudy - 79 F

AB	52
R	5
H	13
RBI	4
BB	3
SO	13
LOB	17



Batter	1	2	3	4	5	6	7	8	9	AB R H RBI BB SO LOB	TOP																										
Damian Jackson, R (1, 5) OBP: 0.375, SLG: 0.407	3-2 24 G4-3 BB 1B		3-3 K			0-0 HR	2-2 K		0-1 F8	5 1 2 1 0 2 4																											
Mark Loretta, R (1, 4) OBP: 0.367, SLG: 0.319	4-2 24 G4-3 BB		1-2 F9			2-1 24 1B		0-1 F8		3 0 1 0 1 0 0																											
24 Brian Giles, L (1, 9) OBP: 0.383, SLG: 0.462	1-1 G4-3			2-1 1B 2B		3-2 1B		1-1 F7		4 0 2 0 0 0 2																											
Phil Nevin, R (1, 3) OBP: 0.293, SLG: 0.466	0-1 P5			2-2 P3		3-2 G6-4-3 1B		1-2		4 0 2 0 0 0 3																											
Ramon Hernandez, R (1, 2) OBP: 0.336, SLG: 0.456	1-2 G6-3			2-2 G5-4-3 1B		1-2 G6-4-3 1-2f		0-0 F9		4 0 1 0 0 0 5																											
Xavier Nady, R (1, 8) OBP: 0.348, SLG: 0.475		0-2 G6-3		0-1 G5-4-3 1-2f			0-1 G6-3		2-3 K	3 0 0 0 0 0 2 1 0 0 0 0 0 1 0																											
Dave Roberts, L (9, PH) OBP: 0.301, SLG: 0.382																																					
Miguel Ojeda, R (1, 7) OBP: 0.316, SLG: 0.333		2-3 K			1-0 F8		1-2 L6		1-1 1B 1B	3 0 0 0 0 0 1 0 1 0 1 0 0 0 0 0																											
Sean Burroughs, L (9, PH) OBP: 0.360, SLG: 0.327																																					
3 Khalil Greene, R (1, 6) OBP: 0.304, SLG: 0.300		0-0 L4			1-3 K		2-0 1B 1B		0-0 F8	4 0 1 0 0 0 1 1																											
Brian Lawrence, R (1, 1) OBP: 0.143, SLG: 0.077			3-2 P3		1-0 F8		2-1 1B		2-0 1B	2 0 0 0 0 0 0 0 1 0 1 0 1 0 1 0 0 0 0 0																											
Mark Sweeney, L (7, PH) OBP: 0.444, SLG: 0.567																																					
Brian Falkenberg, R (7, 1) OBP: 0.444, SLG: 0.567																																					
Dennys Reyes, R (7, 1) OBP: 0.444, SLG: 0.567																																					
Darrell May, L (8, 1) OBP: 0.444, SLG: 0.567																																					
Robert Fick, L (9, PH) OBP: 0.500, SLG: 1.000																																					
Inning Stats	R: 0 E: 0 K: 0 S: 13	H: 1 LOB: 2 BB: 1 P: 22	R: 0 E: 0 K: 1 S: 7	H: 0 LOB: 0 BB: 0 P: 9	R: 0 E: 0 K: 1 S: 11	H: 0 LOB: 0 BB: 0 P: 18	R: 0 E: 0 K: 0 S: 12	H: 2 LOB: 1 BB: 0 P: 18	R: 0 E: 0 K: 1 S: 6	H: 0 LOB: 0 BB: 0 P: 9	R: 1 E: 0 K: 0 S: 15	H: 4 LOB: 1 BB: 0 P: 24	R: 0 E: 0 K: 1 S: 11	H: 2 LOB: 2 BB: 0 P: 18	R: 0 E: 0 K: 0 S: 9	H: 1 LOB: 1 BB: 0 P: 11	R: 0 E: 0 K: 1 S: 9	H: 2 LOB: 2 BB: 0 P: 14	1B: 10 2B: 1 3B: 0 HR: 1	SF: 0 SAC: 0 DP: 2 HBP: 0	WP: 0 PA: 37																
PITCHER	IP WLS BF H R ER SO BB IBB HBP BLK WP HR S P ERA WHIP																																				
Brandon Claussen, L (1, 1) ERA: 4.71	3.1		14	3	0	0	2	1	0	0	0	0	0	41	65	0.00	1.200																				
56 Todd Coffey, R (4, 1) ERA: 9.0	2.0	W	7	3	1	1	1	0	0	0	0	0	0	1	14	22	4.50	1.500																			
Ricky Stone, R (6, 1) ERA: 6.75	0.2	H	2	1	0	0	0	0	0	0	0	0	0	9	13	0.00	1.500																				
25 David Weathers, R (7, 1) ERA: 5.68	0.2	H	4	2	0	0	0	0	0	0	0	0	0	8	13	0.00	3.000																				
Ryan Wagner, R (7, 1) ERA: 4.82	1.1	H	5	1	0	0	1	0	0	0	0	0	0	12	16	0.00	0.750																				
PITCHER	IP WLS BF H R ER SO BB IBB HBP BLK WP HR S P ERA WHIP																																				
Danny Graves, R (9, 1) ERA: 3.68	1.0		5	2	0	0	1	0	0	0	0	0	0	9	14	0.00	2.000																				

San Diego Padres @ Cincinnati Reds
Great American Ball Park, Cincinnati, OH
Tue May 10 2005, 7:10 PM EDT
Att. 15,262 - Clear - 77 F

livebaseballscorecards.com

AB	36
R	1
H	12
RBI	1
BB	1
SO	5
LOB	17



Batter	1	2	3	4	5	6	7	8	9	AB	R	H	RBI	BB	SO	LOB
Felipe Lopez, S OBP: 0.387, SLG: 0.596 (1, 4) (3, 6)	0-1 G6-4-3 1B	1-1 F9			3-1 2B		0-0 F8			4	1	2	0	0	0	4
Rich Aurilia, R OBP: 0.228, SLG: 0.354 D'Angelo Jimenez, S OBP: 0.302, SLG: 0.259 (1, 6) (3, 4)	1-0 G6-4-3 1-2f	0-0 G6-3			0-0 F7		2-0 F7			2	0	0	0	0	0	3
Sean Casey, L OBP: 0.336, SLG: 0.402 (1, 3)	3-1 E1				1-2 2B		1-2 2B			4	0	2	3	0	0	0
Ken Griffey Jr., L OBP: 0.339, SLG: 0.438 (1, 8)	0-0 G1-3				3-2 P2		2-0 G3-1			4	0	0	0	0	1	3
Adam Dunn, L OBP: 0.414, SLG: 0.614 (1, 7)		4-2 1B 2B BB			3-1 F8		2-0 F8		1-1 F7	3	1	0	0	1	0	0
Joe Randa, R OBP: 0.402, SLG: 0.482 (1, 5)		1-1 2B SF8 1B			0-1 FC1-4 1B		0-2 G6-3		0-0 L9	4	1	2	0	0	0	0
Austin Kearns, R OBP: 0.303, SLG: 0.437 Ryan Wagner, R William Bergolla, R Danny Graves, R (1, 9) (7, 1) (8, PH) (9, 1)		1-0 2B			0-2 FC1-4 G3-6-3		1-1 G6-3		0-2 G6-3	3	0	1	1	0	0	1
Javier Valentin, S OBP: 0.259, SLG: 0.320 (1, 2)		0-1 SF8			1-1 G3-6-3				4-0 WP 6 BB 2B BB	1	1	0	1	1	0	1
Brandon Claussen, R 56 Todd Coffey, R Ricky Stone, R 25 David Weathers, R 6 Ryan Freel, R OBP: 0.437, SLG: 0.431 (1, 1) (4, 1) (6, 1) (7, 1) (7, 9)		4-2 BB			1-3 K				4-2 WP 2B BB	0	0	0	0	1	0	0

Inning Stats	R: 0	H: 1	E: 1	K: 0	S: 6	LOB: 1	BB: 0	P: 10	R: 2	H: 2	E: 0	K: 0	S: 14	LOB: 2	BB: 2	P: 25	R: 0	H: 0	E: 0	K: 1	S: 7	LOB: 0	BB: 0	P: 12	R: 0	H: 1	E: 0	K: 0	S: 7	LOB: 0	BB: 0	P: 8	R: 1	H: 2	E: 0	K: 1	S: 14	LOB: 1	BB: 0	P: 22	R: 0	H: 0	E: 0	K: 0	S: 6	LOB: 0	BB: 0	P: 9	R: 2	H: 1	E: 0	K: 0	S: 8	LOB: 1	BB: 2	P: 21	R: 0	H: 0	E: 0	K: 0	S: 6	LOB: 0	BB: 0	P: 7
--------------	------	------	------	------	------	--------	-------	-------	------	------	------	------	-------	--------	-------	-------	------	------	------	------	------	--------	-------	-------	------	------	------	------	------	--------	-------	------	------	------	------	------	-------	--------	-------	-------	------	------	------	------	------	--------	-------	------	------	------	------	------	------	--------	-------	-------	------	------	------	------	------	--------	-------	------

PITCHER	IP	WLS	BF	H	R	ER	SO	BB	IBB	HBP	BLK	WP	HR	S	P	ERA	WHIP
Brian Lawrence, R ERA: 5.09 (1, 1)	6.0	L	25	6	3	3	2	2	0	0	0	0	0	54	86	4.50	1.333
Brian Falkenberg, R ERA: 10.8 (7, 1)	0.2		4	0	2	2	0	2	0	0	0	0	0	4	14	27.00	3.000
Dennys Reyes, L ERA: 2.53 (7, 1)	0.1		2	1	0	0	0	0	0	0	0	1	0	4	7	0.00	3.000
Darrell May, L ERA: 5.19 (8, 1)	1.0		3	0	0	0	0	0	0	0	0	0	0	6	7	0.00	0.000

BOTTOM

San Diego Padres @ Cincinnati Reds
Great American Ball Park, Cincinnati, OH

Tue May 10 2005, 7:10 PM EDT
Att. 15,262 - Clear - 77 F

AB	29
R	5
H	7
RBI	5
BB	4
SO	2
LOB	15



WP	HR	S	P	ERA	WHIP
1	0	0	34		

Batter	1	2	3	4	5	6	7	8	9	AB	R	H	RBI	BB	SO	LOB
6 Ryan Freel, R OBP: 0.440, SLG: 0.427 (1, 4) FC5-2-5 HBP	2-2 HR	3-3 K		2-3 K			2-1 S 1B			3	1	1	0	0	2	0
Felipe Lopez, S OBP: 0.379, SLG: 0.623 (1, 6) 1-H HR	1-0 HR		2-1 L4			1-0 G3	0-0 F7			4	1	1	2	0	0	1
Sean Casey, L OBP: 0.340, SLG: 0.400 (1, 3) FC5-2-5 BB	4-2 2B BB		2-1 BB 1B			0-0 F9	1-0 P6			3	0	1	0	1	0	1
Ken Griffey Jr., L OBP: 0.351, SLG: 0.452 (1, 8) FC5-2-5 2B	2-1 2B		4-0 BB BB			1-2 1B		2-2 P4		3	0	2	0	1	0	0
Adam Dunn, L OBP: 0.417, SLG: 0.602 (1, 7) FC5-2-5 HBP	2-2 HBP		4-2 BB			1-1 F7		1-2 L9		2	0	0	0	1	0	1
Joe Randa, R OBP: 0.390, SLG: 0.466 31 Matt Belisle, R (9, 1) FC5-2-5 1-2 2-3 3-H	2-2 FC5-2-5		1-2 F4			2-1 L5		1-2 G5-3		4	0	0	0	0	0	6
Austin Kearns, R OBP: 0.291, SLG: 0.418 (1, 9) L4	0-0 L4		2-3 K			1-1 G1-3		2-0 F8		4	0	0	0	0	1	5
Jason LaRue, R OBP: 0.296, SLG: 0.217 54 Elizardo Ramirez, S William Bergolla, R (7, 1) (9, 4)		1-1 G6-3		1-1 P4		3-2 P4		2-1 P6		3	0	0	0	0	0	0
Paul Wilson, R OBP: 0.200, SLG: 0.200 Ricky Stone, R Javier Valentin, S OBP: 0.241, SLG: 0.296 (6, 1) (7, 2)		2-3 K		1-3 K			0-0 P4		1-1 G4-3	2	0	0	0	0	2	0

Inning Stats	R: 2	H: 2	E: 0	K: 0	S: 14	LOB: 2	BB: 1	P: 27	R: 0	H: 0	E: 0	K: 2	S: 9	LOB: 0	BB: 0	P: 15	R: 0	H: 1	E: 0	K: 1	S: 13	LOB: 3	BB: 2	P: 28	R: 0	H: 0	E: 0	K: 2	S: 10	LOB: 0	BB: 0	P: 14	R: 0	H: 1	E: 0	K: 0	S: 7	LOB: 1	BB: 0	P: 10	R: 0	H: 0	E: 0	K: 0	S: 8	LOB: 0	BB: 0	P: 14	R: 0	H: 1	E: 0	K: 0	S: 5	LOB: 1	BB: 0	P: 8	R: 0	H: 0	E: 0	K: 0	S: 9	LOB: 0	BB: 0	P: 13	R: 0	H: 0	E: 0	K: 0	S: 5	LOB: 0	BB: 0	P: 10	1B: 3	2B: 1	3B: 0	HR: 1	SF: 0	SAC: 0	DP: 1	HBP: 2	WP: 0	PB: 0	SB: 1	CS: 0	PA: 36
PITCHER	IP	WLS	BF	H	R	ER	SO	BB	IBB	HBP	BLK	WP	HR	S	P	ERA	WHIP																																																																				
54 Tim Stauffer, R ERA: 3.0 (1, 1)	6.0		26	4	2	2	5	3	0	2	0	0	0	61	108	3.00	1.167																																																																				
Rudy Seanez, R ERA: 1.65 (7, 1)	1.0		4	1	0	0	0	0	0	0	0	0	0	5	8	0.00	1.000																																																																				
Scott Linebrink, R ERA: 3.31 (8, 1)	1.0		3	0	0	0	0	0	0	0	0	0	0	9	13	0.00	0.000																																																																				
Chris Hammond, L ERA: 1.89 (9, 1)	1.0		3	0	0	0	0	0	0	0	0	0	0	5	10	0.00	0.000																																																																				

BOTTOM

San Diego Padres @ Cincinnati Reds
Great American Ball Park, Cincinnati, OH

Wed May 11 2005, 12:35 PM EDT
Att. 19,835 - Partly Cloudy - 78 F

livebaseballscorecards.com

AB	31
R	2
H	5
RBI	2
BB	3
SO	5
LOB	14



Batter	1	2	3	4	5	6	7	8	9	AB R H RBI BB SO LOB	TOP											
Felipe Lopez, S (1, 6) OBP: 0.366, SLG: 0.585	1-1 F8			0-1 P5		4-0 1B BB	1-0 G5-3	3-1 F9		4 1 0 0 1 0 3												
D'Angelo Jimenez, S (1, 4) OBP: 0.307, SLG: 0.258	1-1 G4-6-3 1B			1-3 K		4-2 1B 1-2 HR BB	1-1 L3		0-1 G3	4 1 1 0 1 1 0												
Sean Casey, L (1, 3) OBP: 0.329, SLG: 0.385	2-2 G4-6-3 1-2f			0-2 G4-3		1-2 F7	1-0 F8		2-2 G4-3	5 0 0 0 0 0 3												
Ken Griffey Jr., L (1, 8) OBP: 0.360, SLG: 0.483			1-2 G4-3		2-0 HR 1B	1-2 HR 1B		1-0 HR	1-1 G4-3	5 3 3 2 0 0 0												
Adam Dunn, L (1, 7) OBP: 0.426, SLG: 0.660			3-3 K		0-0 HR	0-0 HR		4-1 BB S BB		3 2 2 5 1 1 0												
Joe Randa, R (1, 5) OBP: 0.393, SLG: 0.462			1-3 K		0-0 FC5-4 1B	4-2 2B 6 G1-2-3 BB		2-3 K		3 0 1 0 1 2 1												
Austin Kearns, R (1, 9) OBP: 0.299, SLG: 0.426			3-3 K		1-1 FC5-4 FC6-4 1-2f	2-2 1-3 2B		4-0 BB BB		3 0 1 0 1 1 1												
Javier Valentin, S (1, 2) OBP: 0.273, SLG: 0.276			0-1 L6		1-0 F8	4-0 IBB		4-2 BB		2 0 0 0 2 0 1												
Ramon Ortiz, R (1, 1) 6 Ryan Freel, R (8, PH) 25 David Weathers, R (6, 1) Kent Mercker, L (7, 1) Jacob Cruz, L (8, PH) Ryan Wagner, R (8, 1) Danny Graves, R (9, 1)			2-3 K		0-2 FC6-4 1-2f	3-2 G1-2-3 3-Hf		3-3 K		2 0 0 0 0 1 1 1 0 0 0 0 0 3 0 0 0 0 0 0 0 0 0 0 0 0 0 0 1 0 0 0 0 1 3 0 0 0 0 0 0 0 0 0 0 0 0 0 0												
Inning Stats	R: 0 E: 0 K: 0 S: 7	H: 1 LOB: 0 BB: 0 P: 11	R: 0 E: 0 K: 2 S: 10	H: 0 LOB: 0 BB: 0 P: 15	R: 0 E: 0 K: 2 S: 13	H: 0 LOB: 0 BB: 0 P: 18	R: 0 E: 0 K: 1 S: 8	H: 0 LOB: 0 BB: 0 P: 9	R: 2 E: 0 K: 0 S: 9	H: 3 LOB: 1 BB: 0 P: 13	R: 4 E: 0 K: 0 S: 20	H: 3 LOB: 2 BB: 4 P: 43	R: 0 E: 0 K: 0 S: 4	H: 0 LOB: 0 BB: 0 P: 7	R: 1 E: 0 K: 2 S: 16	H: 1 LOB: 3 BB: 3 P: 37	R: 0 E: 0 K: 0 S: 8	H: 0 LOB: 0 BB: 0 P: 11	1B: 4 2B: 1 3B: 0 HR: 3	SF: 0 SAC: 0 DP: 2 HBP: 0	WP: 0 PB: 0 SB: 2 CS: 0	PA: 40
PITCHER	IP WLS BF H R ER SO BB IBB HBP BLK WP HR S P ERA WHIP																					
21 Jon Lieber, R (1, 1) ERA: 3.31	5.1 L 25 7 6 6 5 3 0 0 0 0 2 63 98 10.12 1.875																					
Aaron Fultz, L (6, 1) ERA: 1.93	1.2 5 0 0 0 0 0 1 0 0 0 0 8 18 0.00 0.000																					
Rheal Cormier, L (8, 1) ERA: 5.19	1.0 7 1 1 1 2 3 0 0 0 0 1 16 37 9.00 4.000																					
Billy Wagner, L (9, 1) ERA: 0.59	1.0 3 0 0 0 0 0 0 0 0 0 0 8 11 0.00 0.000																					

Cincinnati Reds @ Philadelphia Phillies
Citizens Bank Park, Philadelphia, PA
Thu May 12 2005, 7:05 PM EDT
Att. 33,663 - Clear - 70 F

livebaseballscorecards.com

AB	33
R	7
H	8
RBI	7
BB	7
SO	7
LOB	16



Batter	1	2	3	4	5	6	7	8	9	AB	R	H	RBI	BB	SO	LOB
11 Jimmy Rollins, S OBP: 0.272, SLG: 0.356	0-0 B5-3		1-1 L4		1-1 FC5 3B		2-3 K	0-3 K2-3		5	1	1	0	0	2	2
Placido Polanco, R OBP: 0.336, SLG: 0.316	3-2 1B 2B		1-1 L9		4-0 FC5 BB		0-1 1B 1B		0-1 G5-3	4	2	2	0	1	0	0
Bobby Abreu, L OBP: 0.437, SLG: 0.547	1-1 1B		2-2 HR		4-2 26 1B BB		1-2 1B 26 PB 1B		4-2 1B BB	3	2	3	2	2	0	0
Pat Burrell, R OBP: 0.384, SLG: 0.509	1-2 1B		2-0 1B		0-2 FC5 26 1B		3-2 26 PB 1B		2-1 1B	5	0	4	2	0	0	2
26 Chase Utley, L OBP: 0.366, SLG: 0.554	1-1 G4-3			0-2 P6	0-0 CS 1B		1-0 F7		1-0 F8	5	0	1	0	0	0	4
Jason Michaels, R OBP: 0.389, SLG: 0.392		3-2 F8		0-0 2B	2-1 CS	1-1 F7		2-2 G3-1	0-3 K	5	0	1	0	0	1	2
David Bell, R OBP: 0.273, SLG: 0.303		4-2 BB BB		0-2 F8		0-3 K		2-0 F7		3	0	0	0	1	1	1
Mike Lieberthal, R OBP: 0.324, SLG: 0.379		4-2 21 G3-6-3 BB		4-0 IBB		0-2 G4-3		3-0 6 BB HBP		1	0	0	0	2	0	0
Randy Wolf, L OBP: 0.143, SLG: 0.077										0	0	0	0	0	0	0
Todd Pratt, R OBP: 0.222, SLG: 0.280										0	0	0	0	0	0	0
21 Jon Lieber, L OBP: 0.143, SLG: 0.053		2-0 G3-6-3		2-1 G3-1				1-2 G6-3	4-0 BB	2	0	0	0	0	0	4
Aaron Fultz, L OBP: 0.290, SLG: 0.269										0	0	0	0	0	0	0
Jose Offerman, S OBP: 0.290, SLG: 0.269										0	0	0	0	0	0	0
Rheal Cormier, L OBP: 0.143, SLG: 0.053										0	0	0	0	0	0	0
6 Ryan Howard, L OBP: 0.500, SLG: 0.500										0	0	0	0	1	0	0
Billy Wagner, L OBP: 0.500, SLG: 0.500										0	0	0	0	0	0	0

Inning Stats	R: 1	H: 3	E: 0	LOB: 1	K: 0	P: 18	R: 0	H: 0	E: 0	LOB: 1	K: 0	P: 23	R: 1	H: 2	E: 0	LOB: 1	K: 0	P: 14	R: 0	H: 1	E: 0	LOB: 2	K: 0	P: 16	R: 1	H: 2	E: 0	LOB: 1	K: 0	P: 21	R: 0	H: 0	E: 0	LOB: 0	K: 1	P: 9	R: 2	H: 3	E: 0	LOB: 1	K: 1	P: 24	R: 0	H: 0	E: 0	LOB: 2	K: 1	P: 19	R: 0	H: 1	E: 0	LOB: 2	K: 1	P: 20	R: 0	H: 1	E: 0	LOB: 2	K: 1	P: 20	1B: 8	SF: 0	2B: 2	SAC: 0	3B: 1	DP: 1	HR: 1	HBP: 1	WP: 0	PA: 43
--------------	------	------	------	--------	------	-------	------	------	------	--------	------	-------	------	------	------	--------	------	-------	------	------	------	--------	------	-------	------	------	------	--------	------	-------	------	------	------	--------	------	------	------	------	------	--------	------	-------	------	------	------	--------	------	-------	------	------	------	--------	------	-------	------	------	------	--------	------	-------	-------	-------	-------	--------	-------	-------	-------	--------	-------	--------

PITCHER	IP	WLS	BF	H	R	ER	SO	BB	IBB	HBP	BLK	WP	HR	S	P	ERA	WHIP
Ramon Ortiz, R ERA: 6.75	5.0	W	23	8	3	3	0	4	1	0	0	0	0	17	21	5.40	2.400
25 David Weathers, R ERA: 5.66	1.2	H	6	1	1	1	2	0	0	0	0	0	0	7	12	0.00	6.000
Kent Mercker, L ERA: 2.2	0.1	H	3	2	1	0	0	0	0	0	0	0	0	8	19	0.00	1.000
Ryan Wagner, R ERA: 4.58	1.0	H	5	0	0	0	1	1	0	1	0	0	0	8	19	0.00	1.000
Danny Graves, R ERA: 3.45	1.0	S	5	1	0	0	1	1	0	0	0	0	0	13	20	0.00	2.000

BOTTOM

Cincinnati Reds @ Philadelphia Phillies
Citizens Bank Park, Philadelphia, PA

Thu May 12 2005, 7:05 PM EDT
Att. 33,663 - Clear - 70 F

livebaseballscorecards.com

AB	34
R	5
H	12
RBI	4
BB	7
SO	4
LOB	15



Batter	1	2	3	4	5	6	7	8	9	AB R H RBI BB SO LOB	TOP														
Felipe Lopez, S OBP: 0.360, SLG: 0.559 (1, 6) (8, 5)	0-3 K		4-2 BB		2-3 K		1-0 F8			3 0 0 0 1 2 2															
D'Angelo Jimenez, S OBP: 0.305, SLG: 0.258 (1, 4) (8, 5)	2-1 L8		1-3 K			0-1 G4-6-3 1B		0-1 G5-3		4 0 1 0 0 1 2															
Sean Casey, L OBP: 0.327, SLG: 0.381 (1, 3) (8, 5)	3-2 L6			0-1 G4-6-3 1B		2-0 G4-6-3 1-2f		2-3 K		4 0 1 0 0 1 1															
Ken Griffey Jr., L OBP: 0.350, SLG: 0.468 31 Matt Belisle, R (8, 1)		3-2 P5		1-0 G4-6-3 1-2f		0-1 F9		2-2 G1-3		4 0 0 0 0 0 1 0 0 0 0 0 0 0															
Adam Dunn, L OBP: 0.429, SLG: 0.648 (1, 7)		2-3 K		4-0 FC6-4 BB			4-2 2B SF9 BB		2-3 K	2 1 0 0 2 2 0															
Joe Randa, R OBP: 0.392, SLG: 0.467 William Bergolla, R (8, 6)		2-1 F8		1-0 FC6-4 1-2f			3-2 SF9 1B 2B		3-1 F8	3 1 1 0 0 0 1 1 0 0 0 0 0 0															
Austin Kearns, R OBP: 0.315, SLG: 0.438 (1, 9)			1-1 PB SH5-4 HBP		1-2 1B		0-0 SF9		0-1 1B	2 0 2 1 0 0 0															
Jason LaRue, R OBP: 0.294, SLG: 0.218 (1, 2)			2-3 K		1-3 K		1-1 1B		3-2 F9	4 0 1 1 0 2 3															
22 Eric Milton, L OBP: 0.071, SLG: 0.286 Ricky Stone, R (5, 1)			0-1 SH5-4		0-3 K		1-3 K			1 0 0 0 0 1 1 0 0 0 0 0 0 0															
Jacob Cruz, L OBP: 0.261, SLG: 0.273 56 Todd Coffey, R (7, 1)										1 0 0 0 0 1 1 0 0 0 0 0 0 0															
6 Ryan Freel, R OBP: 0.435, SLG: 0.421 (8, 8)										0 0 0 0 0 0 0															
Inning Stats	R: 0 E: 0 K: 1 S: 9	H: 0 LOB: 0 BB: 0 P: 14	R: 0 E: 0 K: 1 S: 8	H: 0 LOB: 0 BB: 0 P: 15	R: 0 E: 0 K: 2 S: 11	H: 1 LOB: 1 BB: 1 P: 19	R: 0 E: 0 K: 0 S: 4	H: 1 LOB: 1 BB: 1 P: 10	R: 0 E: 0 K: 3 S: 14	H: 1 LOB: 1 BB: 0 P: 18	R: 0 E: 0 K: 0 S: 5	H: 1 LOB: 0 BB: 0 P: 7	R: 2 E: 0 K: 1 S: 16	H: 2 LOB: 1 BB: 1 P: 26	R: 0 E: 0 K: 1 S: 8	H: 0 LOB: 0 BB: 0 P: 12	R: 0 E: 0 K: 1 S: 11	H: 1 LOB: 1 BB: 0 P: 19	1B: 5 2B: 1 3B: 0 HR: 0	SF: 1 SAC: 1 DP: 2 HBP: 1	WP: 0 PB: 1 SB: 0 CS: 0	PA: 35			
39 Brett Myers, R ERA: 1.63 (1, 1)	IP: 7.0 WLS: W BF: 28 H: 5 R: 2 ER: 2 SO: 8 BB: 3 IBB: 0 HBP: 1 BLK: 0 WP: 0 HR: 0 S: 67 P: 109 ERA: 2.57 WHIP: 1.143																								
Aaron Fultz, L ERA: 1.8 (8, 1)	IP: 1.0 WLS: 3 BF: 0 H: 0 R: 0 ER: 0 SO: 1 BB: 0 IBB: 0 HBP: 0 BLK: 0 WP: 0 HR: 0 S: 8 P: 12 ERA: 0.00 WHIP: 0.000																								
Robinson Tejeda, R ERA: (9, 1)	IP: 1.0 WLS: 4 BF: 1 H: 0 R: 0 ER: 0 SO: 1 BB: 0 IBB: 0 HBP: 0 BLK: 0 WP: 0 HR: 0 S: 11 P: 19 ERA: 0.00 WHIP: 1.000																								

Cincinnati Reds @ Philadelphia Phillies
Citizens Bank Park, Philadelphia, PA
Fri May 13 2005, 7:05 PM EDT
Att. 27,071 - Clear - 64 F

livebaseballscorecards.com

AB	29
R	2
H	6
RBI	2
BB	3
SO	10
LOB	12



Batter	1	2	3	4	5	6	7	8	9	AB	R	H	RBI	BB	SO	LOB
11 Jimmy Rollins, S OBP: 0.282, SLG: 0.366	1-2 P3	2-0 F8		1-0 S BB 1B	1-2 2B		4-1 2B BB			4	1	2	2	1	0	1
Tomas Perez, S OBP: 0.415, SLG: 0.378	1-2 P6		0-0 F7	4-1 S BB	1-0 G1-3		2-0 2B 2B			4	1	1	3	1	0	2
Bobby Abreu, L OBP: 0.442, SLG: 0.564	0-1 1B 2B		2-2 F7	3-3 K		0-2 G5-4-3 1B	2-2 2B			5	1	3	1	0	1	2
Aaron Fultz, L										0	0	0	0	0	0	0
Robinson Tejeda, R										0	0	0	0	0	0	0
Pat Burrell, R OBP: 0.378, SLG: 0.496	2-1 2-H 1B		3-1 F8	1-2 2-3		1-2 G5-4-3 1B	3-1 G6-3			5	0	1	1	0	1	2
Placido Polanco, R OBP: 0.339, SLG: 0.323	0-1 G1-3				1-0 K 1B 2B	1-0 G6-3		2-1 G6-3		4	2	1	0	0	0	1
David Bell, R OBP: 0.285, SLG: 0.310		0-0 G5-3 2B 1B		4-1 HR BB	0-2 1B BB 1B		1-0 P5	3-1 G5-3		4	3	2	0	1	0	0
Jason Michaels, R OBP: 0.389, SLG: 0.385		3-1 G5-3		0-0 L8	4-1 1B 2B BB		2-3 K	3-2 BB 1B		4	1	1	0	1	1	3
Todd Pratt, R OBP: 0.344, SLG: 0.517		0-1 39 G4-3 2B		3-1 HR	0-0 11 2B 1B		0-1 6 2B 1B	4-0 BB BB		4	2	4	5	1	0	0
39 Brett Myers, R		0-1 G4-3		2-2 G4-3	1-3 K		1-1 2B 2B	0-1 F9		3	0	0	0	0	1	4
6 Ryan Howard, L OBP: 0.182, SLG: 0.150										1	1	1	0	0	0	0
Marlon Byrd, R OBP: 0.400, SLG: 0.308										1	0	0	0	0	0	2

Inning Stats	R: 1	H: 2	E: 0	K: 0	S: 13	R: 1	H: 2	E: 0	K: 0	S: 8	R: 0	H: 0	E: 0	K: 0	S: 6	R: 3	H: 2	E: 0	K: 1	S: 16	R: 3	H: 4	E: 0	K: 2	S: 17	R: 0	H: 1	E: 0	K: 0	S: 7	R: 4	H: 4	E: 0	K: 1	S: 15	R: 0	H: 1	E: 0	K: 0	S: 11
	LOB: 1	BB: 0	P: 17	LOB: 1	BB: 0	P: 13	LOB: 2	BB: 2	P: 36	LOB: 2	BB: 1	P: 27	LOB: 0	BB: 0	P: 9	LOB: 1	BB: 1	P: 30	LOB: 2	BB: 1	P: 23	LOB: 0	BB: 1	P: 23	LOB: 0	BB: 1	P: 23	LOB: 0	BB: 0	P: 9	LOB: 1	BB: 1	P: 30	LOB: 0	BB: 1	P: 23	LOB: 0	BB: 1	P: 23	

PITCHER	IP	WLS	BF	H	R	ER	SO	BB	IBB	HBP	BLK	WP	HR	S	P	ERA	WHIP
22 Eric Milton, L ERA: 7.21	(1, 1)	4.1	L	25	8	8	8	2	3	0	0	0	1	52	93	16.61	2.538
Ricky Stone, R ERA: 4.05	(5, 1)	1.2		7	3	0	0	1	0	0	0	0	0	15	20	0.00	1.800
56 Todd Coffey, R ERA: 12.86	(7, 1)	1.0		8	4	4	4	1	1	0	0	0	0	15	30	36.00	5.000
31 Matt Belisle, R ERA: 5.02	(8, 1)	1.0		5	1	0	0	0	1	0	0	0	0	11	23	0.00	2.000

BOTTOM

Cincinnati Reds @ Philadelphia Phillies
Citizens Bank Park, Philadelphia, PA

Fri May 13 2005, 7:05 PM EDT
Att. 27,071 - Clear - 64 F

AB	39
R	12
H	16
RBI	12
BB	5
SO	4
LOB	17



WP	PA	1B	SF	PB	SAC	SB	CS
0	45	8	0	0	0	2	0

Batter	1	2	3	4	5	6	7	8	9	AB R H RBI BB SO LOB	TOP									
6 Ryan Freel, R OBP: 0.447, SLG: 0.447 (1, 5) X	0-0 F8 2B		0-1 G6-3		1-0 G6-3		1-1 G6-3		4-2 FC5-4 BB	4 0 1 0 1 0 0										
Felipe Lopez, S OBP: 0.372, SLG: 0.564 (1, 6) B B X	2-0 F8 2-3		1-1 G5-3		0-1 2B		1-1 F8		2-2 FC5-4 1B 1-2f 2-3	5 1 1 0 0 0 3										
Sean Casey, L OBP: 0.335, SLG: 0.380 (1, 3) C B B B B	4-1 BB BB		4-1 BB		1-1 F7		2-2 G1-3		1-1 1B 1-2 3-H	3 0 1 1 2 0 1										
Ken Griffey Jr., L OBP: 0.344, SLG: 0.485 (1, 8) F S S	0-3 K		2-2 F9		2-2 L9			0-0 2B G5-3 1B	1-2 SF8 2-H	4 1 1 1 0 1 4										
Adam Dunn, L OBP: 0.440, SLG: 0.667 (1, 7) B B B	4-0 1-2 BB			4-1 2B BB		1-3 K		0-2 G4-3 2B 1-3	1-3 K	3 0 1 0 2 2 1										
Austin Kearns, R OBP: 0.333, SLG: 0.462 (1, 9) B X	1-0 G5-3			2-2 1-3 2B		0-0 G6-3		0-0 G5-3		4 0 1 1 0 0 4										
D'Angelo Jimenez, S OBP: 0.307, SLG: 0.277 (1, 4) B B B B B		2-3 K		0-0 P5		3-2 2B		0-1 G4-3		4 0 1 0 0 1 3										
Javier Valentin, S OBP: 0.306, SLG: 0.267 (1, 2)		1-1 G6-3		4-1 54 G6-4-3 BB		4-0 IBB		1-3 K		1 0 0 0 2 0 0 1 0 0 0 0 1 1 0 0 0 0 0 0 0										
Joe Randa, R OBP: 0.387, SLG: 0.465 (8, PH)																				
Jason LaRue, R OBP: 0.299, SLG: 0.261 (8, 2)																				
54 Elizardo Ramirez, S OBP: 0.250, SLG: 0.250 (1, 1)		1-2 G6-3		1-1 G6-4-3		0-1 F7			0-1 FC5-4 6 BB 1B	3 0 0 0 0 0 5 0 0 0 0 0 0 0 0 0 0 0 0 0 0 1 1 1 0 0 0 0										
Kent Mercker, L (7, 1)																				
Ryan Wagner, R (7, 1)																				
William Bergolla, R OBP: 0.250, SLG: 0.250 (9, PH)																				
Inning Stats	R: 0 E: 0 K: 1 S: 7	H: 1 LOB: 3 BB: 2 P: 18	R: 0 E: 0 K: 1 S: 8	H: 0 LOB: 0 BB: 0 P: 12	R: 0 E: 0 K: 0 S: 8	H: 1 LOB: 2 BB: 1 P: 15	R: 0 E: 0 K: 0 S: 9	H: 1 LOB: 2 BB: 2 P: 20	R: 0 E: 0 K: 1 S: 11	H: 1 LOB: 2 BB: 1 P: 19	R: 0 E: 0 K: 0 S: 9	H: 0 LOB: 0 BB: 0 P: 13	R: 1 E: 0 K: 1 S: 12	H: 2 LOB: 1 BB: 0 P: 13	R: 2 E: 0 K: 1 S: 20	H: 2 LOB: 1 BB: 1 P: 29	1B: 3 2B: 5 3B: 0 HR: 0	SF: 1 SAC: 0 DP: 1 HBP: 0	WP: 0 PB: 0 SB: 0 CS: 0	PA: 41
PITCHER	IP WLS BF H R ER SO BB IBB HBP BLK WP HR S P ERA WHIP																			
Vicente Padilla, R ERA: 7.52 (1, 1)	6.0 W 27 4 0 0 3 5 1 0 0 0 0 51 96 0.00 1.500																			
Terry Adams, R ERA: 11.12 (7, 1)	0.2 H 2 0 0 0 0 0 0 0 0 0 0 4 6 0.00 0.000																			
Rheal Cormier, L ERA: 6.0 (7, 1)	0.1 H 3 2 1 1 0 0 0 0 0 0 0 9 11 27.00 6.000																			
63 Ryan Madson, R ERA: 6.0 (8, 1)	0.2 H 2 0 0 0 0 0 0 0 0 0 0 3 3 0.00 0.000																			
Billy Wagner, L ERA: 1.62 (8, 1)	1.1 S 7 2 2 2 2 1 0 0 0 0 0 25 35 13.50 2.250																			

Cincinnati Reds @ Philadelphia Phillies
Citizens Bank Park, Philadelphia, PA
Sun May 15 2005, 1:35 PM EDT
Att. 41,141 - Overcast - 74 F

livebaseballscorecards.com

AB	33
R	3
H	8
RBI	3
BB	7
SO	5
LOB	22



Batter	1	2	3	4	5	6	7	8	9
11 Jimmy Rollins, S OBP: 0.279, SLG: 0.358 (1, 6)	1-1 F7		0-1 G5-3		1-1 G3		2-2 P6	2-1 FC4-6	
Endy Chavez, L OBP: 0.353, SLG: 0.429 (1, 8)	3-2 G6-3		1-2 L7		1-1 B3-1		0-2 1B 3B	1-2 G4-3	
Bobby Abreu, L OBP: 0.450, SLG: 0.604 (1, 9)	0-2 G3		4-2 BB		0-0 HR		0-0 26 FC4-6 1B 3-H		
Pat Burrell, R OBP: 0.377, SLG: 0.484 (1, 7)		1-2 F9	0-1 G4-3		1-3 K		1-2 26 FC4-6 1B		
26 Chase Utley, L OBP: 0.347, SLG: 0.549 (1, 4)		2-1 HR		0-1 G4-3		2-2 L9	0-0 FC4-6 1-2 2-3		
Placido Polanco, R OBP: 0.358, SLG: 0.355 Billy Wagner, L OBP: 0.500, SLG: 0.500 (8, 1)		2-2 6 2B 1B		0-1 6 G6-3 2B		2-1 6 1B	1-0 G5-3		
6 Ryan Howard, L OBP: 0.259, SLG: 0.280 (1, 3)		0-0 2B		0-1 G6-3		0-0 1B		0-0 11 E 1B 1B	
Todd Pratt, R OBP: 0.300, SLG: 0.417 (1, 2)		2-3 K		4-0 IBB		0-0 F4		1-3 K	
Vicente Padilla, R OBP: 0.260, SLG: 0.300 Jose Offerman, S OBP: 0.273, SLG: 0.250 Terry Adams, R Rheal Comier, L 63 Ryan Madson, L David Bell, R OBP: 0.296, SLG: 0.321 (1, 1) (6, PH) (7, 1) (7, 1) (8, 1) (8, 5)		1-2 G6-3		0-3 K2-3		2-3 K		3-2 11 FC4-6 1B	

AB	R	H	RBI	BB	SO	LOB
5	0	0	0	0	0	1
5	1	1	0	0	0	1
3	1	2	2	1	0	0
4	0	1	0	0	1	1
4	1	1	1	0	0	2
4	0	3	0	0	0	2
0	0	0	0	0	0	0
4	1	3	0	0	0	1
3	0	0	0	1	2	5
2	0	0	0	0	1	4
1	0	0	0	0	1	2
0	0	0	0	0	0	0
0	0	0	0	0	0	0
0	0	0	0	0	0	0
1	0	1	0	0	0	0

1B	2B	3B	HR	SF	SAC	DP	HBP
7	2	1	2	0	0	0	0

BOTTOM

Cincinnati Reds @ Philadelphia Phillies
Citizens Bank Park, Philadelphia, PA
Sun May 15 2005, 1:35 PM EDT
Att: 41,141 - Overcast - 74 F

livebaseballscores.com

AB	36
R	4
H	12
RBI	3
BB	2
SO	5
LOB	19



Inning Stats														
R	H	E	K	S	H	LOB	BB	P	R	H	E	K	S	P
0	0	0	0	8	0	0	0	12	1	0	0	0	15	23
0	0	0	0	8	0	0	0	12	0	0	0	0	9	13
0	0	0	0	8	0	0	0	12	1	0	0	0	10	16
0	0	0	0	8	0	0	0	12	1	0	0	0	13	17
0	0	0	0	8	0	0	0	12	1	0	0	0	15	22

PITCHER														
IP	WLS	BF	H	R	ER	SO	BB	IBB	HBP	BLK	WP	HR	S	P
6.0	L	27	7	2	2	4	1	1	0	0	0	2	59	89
0.2		5	3	1	1	0	0	0	0	0	0	0	12	15
1.1		6	2	1	0	1	0	0	0	0	0	0	16	24

WP	PA	ERA	WHIP
0	38		

Batter	1	2	3	4	5	6	7	8	9	AB R H RBI BB SO LOB	TOP	
6 Ryan Freel, R (1, 4) OBP: 0.449, SLG: 0.443	1-2 P4		3-1 B1-3			4-2 2B BB		3-2 1B		3 1 1 0 1 0 0		
Felipe Lopez, S (1, 6) OBP: 0.367, SLG: 0.561	1-1 G4-3		1-1 G4-3			0-0 G4-3 1H L9-2 2B		1-3 K		4 0 1 1 0 1 1		
Sean Casey, L (1, 3) OBP: 0.327, SLG: 0.370	3-2 F9		2-3 K			0-0 G4-3			2-1 G4-3	4 0 0 0 0 1 1		
Ken Griffey Jr., L (1, 8) OBP: 0.335, SLG: 0.471		1-0 F8		3-2 G4-3		0-0 L9-2			2-3 K	4 0 0 0 0 1 1		
Adam Dunn, L (1, 7) OBP: 0.435, SLG: 0.653		2-1 WP 1B 1B		3-3 K		3-H		1-0 F7	1-2 K	4 1 1 0 0 2 0		
Joe Randa, R (1, 5) OBP: 0.379, SLG: 0.455		2-3 K		0-3 K				0-0 G4-3		3 0 0 0 0 2 1		
Austin Kearns, R (1, 9) OBP: 0.333, SLG: 0.453		4-2 1B BB			0-0 P6			2-1 F8		2 0 0 0 1 0 0		
Jason LaRue, R (1, 2) OBP: 0.300, SLG: 0.263		2-2 1B			2-3 K			0-1 F7		3 0 1 1 0 1 0		
Paul Wilson, R (1, 1) OBP: 0.176, SLG: 0.176		0-3 K			1-3 K			1-3 K2-3		2 0 0 0 0 2 2		
Ricky Stone, R (6, 1)										0 0 0 0 0 0 0		
William Bergolla, R (8, PH) OBP: 0.200, SLG: 0.200										1 0 0 0 0 1 0		
56 Todd Coffey, R (8, 1)										0 0 0 0 0 0 0		
Inning Stats	R: 0 H: 0 E: 0 LOB: 0 K: 0 BB: 0 S: 9 P: 14	R: 1 H: 2 E: 0 LOB: 2 K: 2 BB: 1 S: 16 P: 27	R: 0 H: 0 E: 0 LOB: 0 K: 1 BB: 0 S: 7 P: 13	R: 0 H: 0 E: 0 LOB: 0 K: 2 BB: 0 S: 10 P: 16	R: 0 H: 0 E: 0 LOB: 0 K: 2 BB: 0 S: 7 P: 10	R: 1 H: 1 E: 0 LOB: 0 K: 0 BB: 1 S: 5 P: 9	R: 0 H: 0 E: 0 LOB: 0 K: 0 BB: 0 S: 4 P: 7	R: 0 H: 1 E: 0 LOB: 1 K: 2 BB: 0 S: 15 P: 20	R: 0 H: 0 E: 0 LOB: 0 K: 2 BB: 0 S: 10 P: 15	1B: 3 SF: 0 2B: 2 SAC: 0 3B: 0 DP: 1 HR: 0 HBP: 0	WP: 2 PA: 32 PB: 0 SB: 0 CS: 0	
PITCHER	IP WLS BF H R ER SO BB IBB HBP BLK WP HR S P ERA WHIP											
Kris Benson, R (1, 1) ERA: 4.91	7.2 W 28 4 2 2 8 2 0 0 0 1 0 70 112 2.35 0.783											
Dae-Sung Koo, L (8, 1) ERA: 3.97	1.1 4 0 0 0 3 0 0 0 0 0 0 13 19 0.00 0.000											

Cincinnati Reds @ New York Mets
Shea Stadium, Flushing, NY
Mon May 16 2005, 7:10 PM EDT
Att. 19,963 - Cloudy - 62 F

livebaseballscorecards.com

AB	30
R	2
H	4
RBI	2
BB	2
SO	11
LOB	6



Batter	1	2	3	4	5	6	7	8	9	AB R H RBI BB SO LOB
7 José Reyes, S OBP: 0.282, SLG: 0.372 (1, 6)	0-1 15 SF8 3B	1-1 L4-3 1B			0-0 B5-3	0-0 F9		2-2 1B 1B		5 1 2 0 0 0 3
Mike Cameron, R OBP: 0.533, SLG: 0.806 (1, 9)	3-3 K		2-3 K		0-1 F8	3-1 P3		1-2 1B		5 0 1 0 0 2 3
15 Carlos Beltrán, S OBP: 0.349, SLG: 0.471 (1, 8)	0-0 SF8		1-2 G4-3		2-2 P2		0-0 31 1B G1-3 1B	0-2 G6-3		4 1 1 1 0 0 2
Cliff Floyd, L OBP: 0.387, SLG: 0.615 (1, 7)	2-2 3-H HR		4-2 BB			4-2 31 2B SF9 BB	1-3 K			2 2 1 1 2 1 1
31 Mike Piazza, R OBP: 0.269, SLG: 0.424 (1, 2)	1-2 G4-3		1-0 F9			2-1 SAFE 5 2B 2B	3-1 SAFE 5 G1-3 WP 1B			4 2 2 0 0 0 1
Doug Mientkiewicz, L OBP: 0.331, SLG: 0.395 (1, 3)		0-2 5 2B SF7 1B		0-0 G1-3		3-2 SF9	0-1 G1-3			3 1 1 2 0 0 1
5 David Wright, R OBP: 0.384, SLG: 0.500 (1, 5)		1-1 1-3 E 2B		0-0 G6-3		3-2 3-H 1-1 1B 2B	3-2 3-H G5-3			4 2 2 1 0 0 0
Kazuo Matsui, S OBP: 0.281, SLG: 0.313 (1, 4)		1-2 SF7		0-1 2B		0-1 HBP 1B	0-0 G6-3			3 0 2 2 0 0 0
Kris Benson, R OBP: 0.333, SLG: 0.200 (1, 1)		0-0 3-H E7 7 L4-3 1B		0-1 G5-3		2-0 HBP	1-3 K			2 0 1 0 0 0 1
Dae-Sung Koo, L (8, 1)										1 0 0 0 0 1 0


Inning Stats	R: 2	H: 2	E: 0	K: 1	S: 12	H: 2	LOB: 0	BB: 0	P: 18	R: 2	H: 3	E: 1	K: 0	S: 14	R: 0	H: 0	E: 0	K: 1	S: 9	R: 0	H: 1	E: 0	K: 0	S: 6	R: 0	H: 0	E: 0	K: 0	S: 6	R: 3	H: 3	E: 0	K: 0	S: 17	R: 2	H: 2	E: 0	K: 1	S: 11	R: 0	H: 2	E: 0	K: 1	S: 14	1B: 7	2B: 5	3B: 1	HR: 1	SF: 3	SAC: 0	DP: 1	HBP: 1	WP: 1	PB: 0	SB: 0	CS: 0	PA: 39
PITCHER	IP	WLS	BF	H	R	ER	SO	BB	IBB	HBP	BLK	WP	HR	S	P	ERA	WHIP																																								
Paul Wilson, R (1, 1) ERA: 7.77	5.1	L	25	8	7	6	2	2	0	0	0	0	1	59	88	10.12	1.875																																								
Ricky Stone, R (6, 1) ERA: 4.32	1.2		9	3	2	1	1	0	0	1	0	1	0	16	28	5.40	1.800																																								
56 Todd Coffey, R (8, 1) ERA: 11.25	1.0		5	2	0	0	1	0	0	0	0	0	0	14	18	0.00	2.000																																								

BOTTOM

Cincinnati Reds @ New York Mets
 Shea Stadium, Flushing, NY
 Mon May 16 2005, 7:10 PM EDT
 Att. 19,963 - Cloudy - 62 F

livebaseballscorecards.com

AB	33
R	9
H	13
RBI	7
BB	2
SO	4
LOB	12



Batter	1	2	3	4	5	6	7	8	9	AB R H RBI BB SO LOB	TOP																	
6 Ryan Freel, R (1, 4) OBP: 0.450, SLG: 0.440	3-2 G5-4-3 1B		2-1 F8			4-2 S G4-3 G3 BB		1-2 G1-3		3 1 1 0 1 0 0																		
Felipe Lopez, S (1, 6) OBP: 0.351, SLG: 0.535	1-0 G5-4-3 1-2f		3-1 F8		0-0 SAFE G4-3	1-2		3-3 K		4 0 0 0 0 1 2																		
Sean Casey, L (1, 3) OBP: 0.319, SLG: 0.360	3-2 G4-3		0-2 F9		2-1 F9	2-1 G3 2-H		0-0 G4-3		4 0 0 1 0 0 0																		
Ken Griffey Jr., L (1, 8) OBP: 0.333, SLG: 0.465 William Bergolla, R (9, PR) OBP: 0.200, SLG: 0.200		2-2 P6	2-0 F9		2-0 F9	2-0 G5-3		1-0 F8 BB 1B		4 0 1 0 0 0 0 0 0 0 0 0 0 0																		
Adam Dunn, L (1, 7) OBP: 0.430, SLG: 0.636		2-2 G1-3			1-2 F7		3-3 K	4-1 BB		3 0 0 0 1 1 0																		
Joe Randa, R (1, 5) OBP: 0.382, SLG: 0.452		4-2 BB			2-1 L6		1-1 1B	2-2 F8		3 0 1 0 1 0 2																		
Austin Kearns, R (1, 9) OBP: 0.331, SLG: 0.445		0-1 G6-3			0-1 1B 1B		0-0 F9	3-3 K		4 0 1 0 0 1 4																		
Javier Valentin, S (1, 2) OBP: 0.308, SLG: 0.273			2-2 G5-3		1-2 1B		0-2 P6			3 0 1 0 0 0 1																		
Ramon Ortiz, R (1, 1) D'Angelo Jimenez, S (8, PH) OBP: 0.304, SLG: 0.275 Kent Mercker, L (8, 1)			1-3 K		1-1 F7		3-2 P4			2 0 0 0 0 1 2 1 0 0 0 0 0 0 0 0 0 0 0 0 0																		
Inning Stats	R: 0 E: 0 K: 0 S: 7	H: 1 LOB: 0 BB: 0 P: 14	R: 0 E: 0 K: 0 S: 11	H: 0 LOB: 1 BB: 1 P: 19	R: 0 E: 0 K: 1 S: 8	H: 0 LOB: 0 BB: 0 P: 13	R: 0 E: 0 K: 0 S: 6	H: 0 LOB: 0 BB: 0 P: 11	R: 0 E: 0 K: 0 S: 12	H: 2 LOB: 2 BB: 0 P: 19	R: 1 E: 0 K: 0 S: 6	H: 0 LOB: 0 BB: 1 P: 14	R: 0 E: 0 K: 1 S: 9	H: 1 LOB: 1 BB: 0 P: 13	R: 0 E: 0 K: 1 S: 11	H: 0 LOB: 0 BB: 0 P: 18	R: 0 E: 0 K: 1 S: 10	H: 1 LOB: 2 BB: 1 P: 20	1B: 5 2B: 0 3B: 0 HR: 0	SF: 0 SAC: 0 DP: 1 HBP: 0	WP: 0 PB: 0 SB: 1 CS: 0	PA: 34						
PITCHER	IP WLS BF H R ER SO BB IBB HBP BLK WP HR S P ERA WHIP																											
Kaz Ishii, L (1, 1) ERA: 3.96	6.1		23	3	1	1	2	2	0	0	0	0	0	0	53	96	1.42	0.789										
Mike DeJean, R (7, 1) ERA: 5.14	0.2	W	3	1	0	0	0	0	0	0	0	0	0	0	6	7	0.00	1.500										
Roberto Hernandez, R (8, 1) ERA: 1.86	1.0	H	3	0	0	0	1	0	0	0	0	0	0	11	18	0.00	0.000											
Dae-Sung Koo, L (9, 1) ERA: 3.86	0.1	H	3	1	0	0	0	1	0	0	0	0	0	3	8	0.00	6.000											
Braden Looper, R (9, 1) ERA: 4.11	0.2	S	2	0	0	0	1	0	0	0	0	0	0	7	12	0.00	0.000											

Cincinnati Reds @ New York Mets
Shea Stadium, Flushing, NY
Tue May 17 2005, 7:10 PM EDT
Att. 28,426 - Partly Cloudy - 65 F

livebaseballscorecards.com

AB	31
R	1
H	5
RBI	1
BB	3
SO	4
LOB	11



Batter	1	2	3	4	5	6	7	8	9	AB R H RBI BB SO LOB	TOP												
6 Ryan Freel, R OBP: 0.440, SLG: 0.421 (1, 9)	1-1 G4-3		1-0 F8		2-2 G1-2-3		4-2 1B BB		3-3 K	4 1 0 0 1 1 3	<p>Cincinnati Reds @ New York Mets</p> <p>Shea Stadium, Flushing, NY</p> <p>Wed May 18 2005, 1:10 PM EDT</p> <p>Att: 26,607 - Partly Cloudy - 63 F</p>												
Felipe Lopez, S OBP: 0.354, SLG: 0.533 (1, 6)	1-3 K		1-1 F9		4-1 1B BB		2-3 K	1-1 1B 2B	4 1 1 0 1 2 1														
Sean Casey, L OBP: 0.339, SLG: 0.406 (1, 3)	1-2 2B			1-1 HR	1-1 1B		2-2 BB 1B	1-2 HR 1B	5 2 5 4 0 0 0														
Ken Griffey Jr., L OBP: 0.335, SLG: 0.479 (1, 8)	3-2 L8			2-0 G3-1	3-2 G3		4-2 BB	3-2 HR	4 1 1 2 1 0 4														
Adam Dunn, L OBP: 0.423, SLG: 0.635 (1, 7)		1-2 3B		1-0 G3-1		3-3 K	1-3 K	3-2 P5	5 0 1 0 0 2 2														
Joe Randa, R OBP: 0.370, SLG: 0.436 (1, 5)		3-2 L8		0-0 L4		3-2 G6-3	1-2 G4-3	1-2 G5-3	5 0 0 0 0 0 3														
D'Angelo Jimenez, S OBP: 0.319, SLG: 0.295 (1, 4)		4-2 BB			2-0 2B	0-1 1B			3 0 2 0 1 0 0														
Jason LaRue, R OBP: 0.307, SLG: 0.265 (1, 2)		0-0 G6-4-3			1-1 1B	0-0 1B		0-1 F9	3 1 1 0 0 0 2														
22 Eric Milton, L OBP: 0.176, SLG: 0.353 (1, 1)			1-0 G6-3		0-0 1B	1-2 1B		2-3 K	3 0 2 0 0 0 0														
25 David Weathers, R (6, 1)									0 0 0 0 0 0 0														
Kent Mercker, L (7, 1)									0 0 0 0 0 0 0														
Jacob Cruz, L (8, PH) OBP: 0.250, SLG: 0.261 (8, 1)									1 0 0 0 0 1 0														
Danny Graves, R (8, 1)									0 0 0 0 0 0 0														
Inning Stats	R: 0 E: 0 K: 1 S: 12	H: 1 LOB: 1 BB: 0 P: 18	R: 0 E: 0 K: 0 S: 13	H: 1 LOB: 1 BB: 1 P: 21	R: 0 E: 0 K: 0 S: 4	H: 0 LOB: 0 BB: 0 P: 7	R: 1 E: 0 K: 0 S: 5	H: 1 LOB: 0 BB: 0 P: 9	R: 1 E: 0 K: 0 S: 12	H: 3 LOB: 3 BB: 1 P: 25	R: 0 E: 0 K: 1 S: 14	H: 3 LOB: 2 BB: 0 P: 21	R: 1 E: 0 K: 2 S: 19	H: 1 LOB: 2 BB: 2 P: 33	R: 0 E: 0 K: 1 S: 7	H: 0 LOB: 0 BB: 0 P: 10	R: 3 E: 0 K: 1 S: 21	H: 3 LOB: 0 BB: 0 P: 33	1B: 7 2B: 3 3B: 1 HR: 2	SF: 0 SAC: 0 DP: 2 HBP: 1	WP: 0 PB: 0 SB: 1 CS: 0	PA: 42	
PITCHER	IP WLS BF H R ER SO BB IBB HBP BLK WP HR S P ERA WHIP											IP WLS BF H R ER SO BB IBB HBP BLK WP HR S P ERA WHIP											
Tom Glavine, L (1, 1) ERA: 5.44	6.0 W 27 9 2 2 2 2 2 0 1 0 0 1 60 101 3.00 1.833											Manny Aybar, R (9, 1) ERA: 4.95	1.0 0 6 3 3 3 1 0 0 0 0 0 0 11 19 27.00 6.000										
Heath Bell, R (7, 1) ERA: 3.86	0.1 3 1 1 1 1 1 1 0 0 0 0 0 0 5 10 0.00 3.000																						
Dae-Sung Koo, L (7, 1) ERA: 3.75	0.1 H 2 0 0 0 1 1 0 0 0 0 0 0 3 4 0.00 0.000																						
Mike DeJean, R (7, 1) ERA: 5.02	0.1 H 1 0 0 0 0 0 0 0 0 0 0 0 3 4 0.00 0.000																						
Roberto Hernandez, R (8, 1) ERA: 1.77	1.0 H 3 0 0 0 1 0 0 0 0 0 0 0 7 10 0.00 0.000																						

livebaseballscorecards.com

AB	37
R	6
H	13
RBI	6
BB	4
SO	6
LOB	15



BOTTOM

Cincinnati Reds @ New York Mets
Shea Stadium, Flushing, NY
Wed May 18 2005, 1:10 PM EDT
Att. 26,607 - Partly Cloudy - 63 F

AB 40
R 10
H 13
RBI 9
BB 3
SO 3
LOB 25



WP: 1 PA: 44
PB: 0
SB: 2
CS: 0

AB	R	H	RBI	BB	SO	LOB
5	2	3	1	0	0	0
4	0	0	1	0	1	3
5	2	1	2	0	0	2
4	1	4	0	1	0	0
0	0	0	0	0	0	0
5	1	0	0	0	0	6
4	2	2	2	1	0	2
3	1	1	2	1	1	3
0	0	0	0	0	0	0
1	0	0	0	0	0	0
0	0	0	0	0	0	0
0	0	0	0	0	0	0
1	0	0	0	0	0	3
1B: 7	SF: 1					
2B: 1	SAC: 0					
3B: 2	DP: 0					
HR: 3	HBP: 0					

Batter	1	2	3	4	5	6	7	8	9		
7 José Reyes, S OBP: 0.285, SLG: 0.393 (1, 6)	0-2 F9		3-1 E	1-1 F8		2-0 S		2-2 SF7			
Miguel Cairo, R OBP: 0.296, SLG: 0.333 (1, 3)	0-0 F8		0-0 P5		1-1 G6-3	0-3 K		0-0 SF7			
Mike Cameron, R OBP: 0.500, SLG: 0.773 (1, 8) (8, 9)	2-2 L9		1-2 E4		0-0 G6-3	2-1 G6-3		1-0 HR			
31 Mike Piazza, R OBP: 0.301, SLG: 0.455 Mike DiFelice, R (9, 2)		4-2 FC8-4	1-0 E		0-1 1B		2-2 BB	2-0 5 HR			
Cliff Floyd, L OBP: 0.363, SLG: 0.573 (1, 7)		1-2 FC8-4	0-1 P5		0-1 F8		0-1 F7	1-2 P5			
5 David Wright, R OBP: 0.383, SLG: 0.511 (1, 5)		1-0 F8	1-1 E5			4-2 S	2-2 FC5-2	2-2 HR			
Chris Woodward, R OBP: 0.341, SLG: 0.385 Roberto Hernandez, R (8, 1)		1-0 HR	1-2 K			0-1 G4-3	4-2 FC5-2	0-0 E1			
Marlon Anderson, L OBP: 0.447, SLG: 0.424 Manny Aybar, R (9, 1)		1-0 HR	1-2 K			1-2 1B	1-2 BB	1-2 E1			
Kazuo Matsui, S OBP: 0.286, SLG: 0.338 (1, 4)		2-1 1B		0-0 G5-3		0-1 7 WP	0-1 FC5-2	1-2 L6			
Tom Glavine, L OBP: 0.200, SLG: 0.143 Eric Valent, L OBP: 0.265, SLG: 0.200 Heath Bell, R (7, 1)		3-2 F7		0-3 K		1-0 FC4	0-0 G1-3				
Dae-Sung Koo, L (7, 1)						7 WP					
Mike DeJean, R (7, 1)						7 WP					
15 Carlos Beltrán, S OBP: 0.345, SLG: 0.489 (7, PH) (8, 8)						1B					
Inning Stats	R: 0 H: 0 E: 0 LOB: 0 K: 0 BB: 0 S: 7 P: 9	R: 2 H: 2 E: 0 LOB: 1 K: 0 BB: 1 S: 20 P: 32	R: 2 H: 2 E: 2 LOB: 2 K: 1 BB: 0 S: 15 P: 22	R: 0 H: 0 E: 0 LOB: 0 K: 1 BB: 0 S: 7 P: 8	R: 0 H: 1 E: 0 LOB: 1 K: 0 BB: 0 S: 7 P: 8	R: 2 H: 2 E: 1 LOB: 2 K: 1 BB: 1 S: 15 P: 24	R: 0 H: 2 E: 0 LOB: 3 K: 0 BB: 1 S: 15 P: 23	R: 4 H: 4 E: 1 LOB: 1 K: 0 BB: 0 S: 18 P: 27			
PITCHER	IP WLS BF H R ER SO BB IBB HBP BLK WP HR S P ERA WHIP										
22 Eric Milton, L (1, 1) ERA: 7.16	5.1 L 28 7 6 4 2 2 0 0 0 1 1 66 96 6.75 1.688										
25 David Weathers, R (6, 1) ERA: 5.09	1.1 7 2 0 0 1 1 0 0 0 0 0 19 29 0.00 2.250										
Kent Mercker, L (7, 1) ERA: 2.45	0.1 1 0 0 0 0 0 0 0 0 0 0 1 1 0.00 0.000										
Danny Graves, R (8, 1) ERA: 5.4	1.0 8 4 4 4 0 0 0 0 0 0 0 2 18 27 36.00 4.000										

livebaseballscorecards.com

Batter	1	2	3	4	5	6	7	8	9	AB R H RBI BB SO LOB	TOP											
24 Grady Sizemore, L (1, 8) OBP: 0.326, SLG: 0.430	1-1 HBP		3-3 K		2-3 K			1-1 P6	2-0 1B	4 0 1 0 0 2 1												
Casey Blake, R (1, 9) OBP: 0.307, SLG: 0.380	0-2 P4		2-2 2B			2-3 K		4-1 BB 41 BB	2-2 G5-3	4 0 1 0 1 1 3												
Ben Broussard, L (1, 3) OBP: 0.321, SLG: 0.445 José Hernández, R (8, PH) OBP: 0.238, SLG: 0.283	1-3 K		1-2 G6-3			0-0 G4-3		2-2 SF7		3 0 0 0 0 1 2 0 0 0 1 0 0 0												
41 Victor Martínez, S (1, 2) OBP: 0.271, SLG: 0.287	2-2 P4			2-2 F7		0-0 F8		4-2 BB		3 0 0 0 1 0 1												
Jody Gerut, L (1, 7) OBP: 0.625, SLG: 0.667		1-2 P6		1-1 G1-3 1B			2-2 CS 1B	4-1 1-2 2-3 BB		3 0 2 0 1 0 0												
Ronnie Belliard, R (1, 4) OBP: 0.314, SLG: 0.437 48 Travis Hafner, L (8, PH) OBP: 0.387, SLG: 0.468 Scott Sauerbeck, R (8, 1)		2-2 HBP		0-1 G1-3			4-1 SAFE 1-2 BB	2-3 K		1 0 0 0 1 0 1 1 0 0 0 0 1 3 0 0 0 0 0 0 0												
Aaron Boone, R (1, 5) OBP: 0.219, SLG: 0.283		0-3 K		1-0 L7			1-3 K		0-1 24 1B 1B	4 0 1 0 0 2 3												
2 Jhonny Peralta, R (1, 6) OBP: 0.317, SLG: 0.538		1-0 SAFE G5-3		1-3 K			1-3 K		2-3 K	4 0 0 0 0 3 3												
Kevin Millwood, R (1, 1) David Riske, R (7, 1) Alex Cora, L (8, PH) OBP: 0.253, SLG: 0.303			1-3 K		1-2 G2-3			0-0 SF7 2B	2-3 K	2 0 0 0 0 1 0 0 0 0 0 0 0 0 2 1 1 0 0 1 1												
Inning Stats	R: 0 E: 0 K: 1 S: 11	H: 0 LOB: 1 BB: 0 P: 15	R: 0 E: 0 K: 1 S: 10	H: 0 LOB: 1 BB: 0 P: 14	R: 0 E: 0 K: 2 S: 15	H: 1 LOB: 1 BB: 0 P: 22	R: 0 E: 0 K: 0 S: 9	H: 1 LOB: 1 BB: 0 P: 13	R: 0 E: 0 K: 2 S: 10	H: 0 LOB: 0 BB: 0 P: 14	R: 0 E: 0 K: 1 S: 6	H: 0 LOB: 0 BB: 0 P: 8	R: 0 E: 0 K: 2 S: 10	H: 1 LOB: 1 BB: 1 P: 18	R: 1 E: 0 K: 1 S: 13	H: 1 LOB: 3 BB: 3 P: 30	R: 0 E: 0 K: 2 S: 12	H: 2 LOB: 2 BB: 0 P: 20	1B: 4 2B: 2 3B: 0 HR: 0	SF: 1 SAC: 0 DP: 0 HBP: 2	WP: 0 PB: 0 SB: 2 CS: 1	PA: 38
PITCHER	IP WLS BF H R ER SO BB IBB HBP BLK WP HR S P ERA WHIP																					
39 Aaron Harang, R (1, 1) ERA: 3.32	7.1 W 29 4 1 1 9 2 0 2 0 0 0 0 75 113 1.23 0.818																					
Kent Mercker, L (8, 1) ERA: 2.41	0.1 H 1 0 0 0 0 0 0 0 0 0 0 0 3 5 0.00 0.000																					
Ryan Wagner, R (8, 1) ERA: 4.29	0.0 2 0 0 0 0 2 0 0 0 0 0 0 3 11 ∞ ∞																					
Danny Graves, R (8, 1) ERA: 5.0	1.1 S 6 2 0 0 3 0 0 0 0 0 0 0 15 25 0.00 1.500																					

Cleveland Indians @ Cincinnati Reds
Great American Ball Park, Cincinnati, OH

Fri May 20 2005, 7:10 PM EDT
Att. 25,412 - Overcast - 60 F

livebaseballscorecards.com

AB	31
R	1
H	6
RBI	1
BB	4
SO	12
LOB	18



Batter	1	2	3	4	5	6	7	8	9	AB	R	H	RBI	BB	SO	LOB
Felipe Lopez, S OBP: 0.359, SLG: 0.564 (1, 6)	1-2 F9		2-1 S 1B		1-2 G6-3		1-0 HR			4	1	2	1	0	0	0
William Bergolla, R OBP: 0.111, SLG: 0.111 (1, 4)	1-3 K		3-2 G1-3		0-1 F9		0-1 G4-3			4	0	0	0	0	1	2
Sean Casey, L OBP: 0.337, SLG: 0.399 (1, 3)	2-2 G5-3		4-1 BB			0-1 G6-3		3-2 L6		3	0	0	0	1	0	0
Ken Griffey Jr., L OBP: 0.327, SLG: 0.467 (1, 8)		1-3 K	1-1 L4			2-2 F7		1-3 K		4	0	0	0	0	2	3
Adam Dunn, L OBP: 0.425, SLG: 0.654 (1, 7)		1-3 K		2-2 CS 1B		1-0 HR		0-3 K		4	1	2	1	0	2	0
Joe Randa, R OBP: 0.382, SLG: 0.455 (1, 5)		1-0 1B		2-2 SAFE 1B		0-2 2B				3	0	3	0	0	0	0
Austin Kearns, R OBP: 0.323, SLG: 0.434 (1, 9)		3-3 K		1-3 SAFE K		2-2 G6-3				3	0	0	0	0	2	3
Javier Valentin, S OBP: 0.310, SLG: 0.257 (1, 2)			4-2 1B SH2-3 BB	0-0 SAFE FC6-4			1-3 K			2	0	0	0	1	1	1
39 Aaron Harang, R OBP: 0.042, SLG: 0.042 (1, 1)			0-1 SH2-3		0-1 F8		0-1 G6-3			2	0	0	0	0	0	0
Kent Mercker, L (8, 1)										0	0	0	0	0	0	0
Ryan Wagner, R (8, 1)										0	0	0	0	0	0	0
Danny Graves, R (8, 1)										0	0	0	0	0	0	0

Inning Stats	R: 0	H: 0	E: 0	K: 1	S: 12	LOB: 0	BB: 0	P: 16	R: 0	H: 1	E: 0	K: 3	S: 12	LOB: 1	BB: 0	P: 18	R: 0	H: 1	E: 0	K: 0	S: 12	LOB: 3	BB: 2	P: 26	R: 0	H: 2	E: 0	K: 1	S: 13	LOB: 1	BB: 0	P: 18	R: 0	H: 0	E: 0	K: 0	S: 8	LOB: 0	BB: 0	P: 9	R: 1	H: 2	E: 0	K: 0	S: 14	LOB: 1	BB: 0	P: 19	R: 1	H: 1	E: 0	K: 1	S: 9	LOB: 0	BB: 0	P: 11	R: 0	H: 0	E: 0	K: 2	S: 9	LOB: 0	BB: 0	P: 13
1B: 4	SF: 0	2B: 1	SAC: 1	3B: 0	DP: 0	HR: 2	HBP: 0	WP: 0	PA: 32	1B: 4	SF: 0	2B: 1	SAC: 1	3B: 0	DP: 0	HR: 2	HBP: 0	WP: 0	PA: 32	1B: 4	SF: 0	2B: 1	SAC: 1	3B: 0	DP: 0	HR: 2	HBP: 0	WP: 0	PA: 32	1B: 4	SF: 0	2B: 1	SAC: 1	3B: 0	DP: 0	HR: 2	HBP: 0	WP: 0	PA: 32	1B: 4	SF: 0	2B: 1	SAC: 1	3B: 0	DP: 0	HR: 2	HBP: 0	WP: 0	PA: 32															

PITCHER	IP	WLS	BF	H	R	ER	SO	BB	IBB	HBP	BLK	WP	HR	S	P	ERA	WHIP
Kevin Millwood, R ERA: 3.31 (1, 1)	6.0	L	25	6	1	1	5	2	0	0	0	0	1	71	106	1.50	1.333
David Riske, R ERA: 0.98 (7, 1)	1.0		4	1	1	1	1	0	0	0	0	0	1	9	11	9.00	1.000
Scott Sauerbeck, L ERA: 3.46 (8, 1)	1.0		3	0	0	0	2	0	0	0	0	0	0	9	13	0.00	0.000


BOTTOM

Cleveland Indians @ Cincinnati Reds
Great American Ball Park, Cincinnati, OH

Fri May 20 2005, 7:10 PM EDT
Att. 25,412 - Overcast - 60 F

livebaseballscorecards.com

AB	29
R	2
H	7
RBI	2
BB	2
SO	8
LOB	9



Batter	1	2	3	4	5	6	7	8	9	AB R H RBI BB SO LOB	TOP											
24 Grady Sizemore, L (1, 8) OBP: 0.318, SLG: 0.417	3-3 K		1-0 L4	0-0 P6			0-0 G3			4 0 0 0 0 1 0												
Casey Blake, R (1, 9) OBP: 0.305, SLG: 0.376	2-2 L5		1-2 L4 1B			2-2 G6-3	1-1 F7			4 0 1 0 0 0 0												
Ben Broussard, L (1, 3) OBP: 0.326, SLG: 0.455	0-1 41 1B 2B		0-1 G4-3			2-2 1B		2-2 G4-3		4 1 2 0 0 0 1												
41 Victor Martinez, S (1, 2) OBP: 0.270, SLG: 0.286	0-0 1B			1-3 K		0-1 F7		2-2 F9		4 0 1 1 0 1 1												
Jody Gerut, L (1, 7) OBP: 0.500, SLG: 0.500	2-3 K		1-2 2 WP 2 1B 1B			0-1 G3		2-2 G4-3		4 1 1 0 0 1 2												
Aaron Boone, R (1, 5) OBP: 0.220, SLG: 0.277		0-0 F8		2-0 2 WP 2 1B HBP		3-2 L4			1-3 K	3 1 0 0 0 1 0												
Alex Cora, L (1, 4) OBP: 0.265, SLG: 0.316		1-0 2 G5-4-3 HBP		0-0 F7		0-0 G3			1-2 2B	3 0 1 0 0 0 2												
2 Jhonny Peralta, R (1, 6) OBP: 0.315, SLG: 0.526		1-2 G5-4-3		2-2 1-H 2-H HR 1B		1-1 G5-3			1-2 G6-3	4 1 1 2 0 0 2												
CC Sabathia, L (1, 1) OBP: 0.333, SLG: 1.333			0-1 F7		2-0 HR		2-2 G3		1-0 G6-3	3 1 1 2 0 0 0												
Bob Howry, L (7, 1)										0 0 0 0 0 0 0												
Arthur Rhodes, L (8, 1)										0 0 0 0 0 0 0												
Ronnie Belliard, R (9, PH) OBP: 0.312, SLG: 0.433										1 0 0 0 0 0 1												
Bob Wickman, R (9, 1)										0 0 0 0 0 0 0												
Inning Stats	R: 1 E: 0 K: 2 S: 14	H: 2 LOB: 1 BB: 0 P: 21	R: 0 E: 0 K: 0 S: 4	H: 0 LOB: 0 BB: 0 P: 6	R: 0 E: 0 K: 0 S: 9	H: 1 LOB: 1 BB: 0 P: 11	R: 4 E: 0 K: 1 S: 12	H: 3 LOB: 0 BB: 0 P: 20	R: 0 E: 0 K: 0 S: 11	H: 1 LOB: 1 BB: 0 P: 15	R: 0 E: 0 K: 0 S: 7	H: 0 LOB: 0 BB: 0 P: 11	R: 0 E: 0 K: 0 S: 7	H: 0 LOB: 0 BB: 0 P: 10	R: 0 E: 0 K: 0 S: 9	H: 0 LOB: 0 BB: 0 P: 15	R: 0 E: 0 K: 1 S: 11	H: 1 LOB: 1 BB: 0 P: 15	1B: 5 2B: 2 3B: 0 HR: 1	SF: 0 SAC: 0 DP: 1 HBP: 2	WP: 1 PB: 0 SB: 0 CS: 0	PA: 36
PITCHER	IP WLS BF H R ER SO BB IBB HBP BLK WP HR S P ERA WHIP																					
54 Elizardo Ramirez, R (1, 1) ERA: 4.8	7.0 L 29 7 5 5 3 0 0 2 0 1 1 64 94 6.43 1.000																					
Kent Mercker, L (8, 1) ERA: 2.29	1.0 3 0 0 0 0 0 0 0 0 0 0 9 15 0.00 0.000																					
Ryan Wagner, R (9, 1) ERA: 4.09	1.0 4 1 0 0 1 0 0 0 0 0 0 11 15 0.00 1.000																					

Cleveland Indians @ Cincinnati Reds
Great American Ball Park, Cincinnati, OH

Sat May 21 2005, 7:10 PM EDT
Att. 31,083 - Clear - 71 F

livebaseballscorecards.com

AB	34
R	5
H	8
RBI	5
BB	0
SO	4
LOB	9



Batter	1	2	3	4	5	6	7	8	9	AB R H RBI BB SO LOB
Felipe Lopez, S OBP: 0.355, SLG: 0.551 (1, 6)	0-3 K		2-2 FC3-6 1B		0-2 G5-3		3-2 G3-1			4 0 1 0 0 1 1
William Bergolla, R OBP: 0.154, SLG: 0.154 (1, 4)	0-0 1B		1-2 FC3-6 E		1-2 G5-3			2-1 F9		4 2 1 0 0 0 1
Sean Casey, L OBP: 0.347, SLG: 0.414 (1, 3)	2-0 1B		0-0 E6 G6-3 2B		2-3 K			1-1 1B		4 1 3 1 0 1 0
Ken Griffey Jr., L OBP: 0.326, SLG: 0.461 (1, 8)	2-2 1B		1-1 G6-3		0-0 G4-3			2-3 K		4 0 1 2 0 1 1
Adam Dunn, L OBP: 0.415, SLG: 0.634 (1, 7)	3-2 G4-6-3		3-2 G4-3		0-3 K2-3			0-3 K		4 0 0 0 0 2 3
Joe Randa, R OBP: 0.373, SLG: 0.442 (1, 5)		1-2 G3		0-1 G5-3		1-3 K		1-1 G5-3		4 0 0 0 0 1 0
Austin Kearns, R OBP: 0.328, SLG: 0.444 (1, 9)		3-2 1B		3-2 E9 2B		2-3 K		2-2 G5-3		4 0 2 0 0 1 0
Javier Valentin, S OBP: 0.304, SLG: 0.256 (1, 2)		1-0 F8		3-2 P4		3-2 1B		3-2 F7		4 0 1 0 0 0 2
54 Elizardo Ramirez, S Luis Lopez, S (7, PH) Kent Mercker, L (8, 1) Ryan Wagner, R (9, 1)		1-3 K		0-3 K2-3		2-2 P2				2 0 0 0 0 2 2 1 0 0 0 0 0 1 0 0 0 0 0 0 0 0 0 0 0 0 0 0

Inning Stats	R: 1	H: 3	E: 0	LOB: 1	K: 1	BB: 0	S: 14	R: 0	H: 1	E: 0	LOB: 1	K: 1	BB: 0	S: 13	R: 2	H: 2	E: 1	LOB: 0	K: 0	BB: 0	S: 15	R: 0	H: 1	E: 1	LOB: 1	K: 1	BB: 0	S: 15	R: 0	H: 0	E: 0	LOB: 0	K: 2	BB: 0	S: 7	R: 0	H: 1	E: 0	LOB: 1	K: 1	BB: 0	S: 17	R: 0	H: 1	E: 0	LOB: 1	K: 2	BB: 0	S: 10	R: 0	H: 0	E: 0	LOB: 0	K: 0	BB: 0	S: 12	1B: 7	SF: 0	2B: 2	SAC: 0	3B: 0	DP: 1	HR: 0	HBP: 0	WP: 0	PA: 35
--------------	------	------	------	--------	------	-------	-------	------	------	------	--------	------	-------	-------	------	------	------	--------	------	-------	-------	------	------	------	--------	------	-------	-------	------	------	------	--------	------	-------	------	------	------	------	--------	------	-------	-------	------	------	------	--------	------	-------	-------	------	------	------	--------	------	-------	-------	-------	-------	-------	--------	-------	-------	-------	--------	-------	--------

PITCHER	IP	WLS	BF	H	R	ER	SO	BB	IBB	HBP	BLK	WP	HR	S	P	ERA	WHIP
CC Sabathia, L ERA: 3.48 (1, 1)	6.0	W	24	7	3	2	6	0	0	0	0	0	0	73	103	3.00	1.167
Bob Howry, R ERA: 2.55 (7, 1)	1.1	H	5	1	0	0	1	0	0	0	0	0	0	19	31	0.00	0.750
Arthur Rhodes, L ERA: 0.92 (8, 1)	0.2	H	3	1	0	0	2	0	0	0	0	0	0	8	11	0.00	1.500
Bob Wickman, R ERA: 3.52 (9, 1)	1.0	S	3	0	0	0	0	0	0	0	0	0	0	12	18	0.00	0.000


BOTTOM

Cleveland Indians @ Cincinnati Reds
Great American Ball Park, Cincinnati, OH

Sat May 21 2005, 7:10 PM EDT
Att. 31,083 - Clear - 71 F

livebaseballscorecards.com

AB	35
R	3
H	9
RBI	3
BB	0
SO	9
LOB	11



Batter	1	2	3	4	5	6	7	8	9	AB R H RBI BB SO LOB	TOP	
24 Grady Sizemore, L (1, 8) OBP: 0.320, SLG: 0.431	3-2 F9		1-2 1B 3B		1-1 F7		2-3 K		0-1 2B 1B	5 2 2 2 0 1 0		
Casey Blake, R (1, 9) OBP: 0.314, SLG: 0.391	1-2 CS 1B		1-1 1B 1B		3-2 F8		3-2 G4-3		0-0 1B 2B	5 1 3 3 0 0 0		
Ben Broussard, L (1, 3)	0-0 F7		1-1 1B 1B		2-1 F7		0-1 F9		3-2 2B 1B	5 1 2 1 0 0 1		
Ryan Ludwick, R (1, 7) OBP: 0.326, SLG: 0.525	1-2 CS	2-2 P4	0-0 F7			1-1 HR		2-2 G3-1	0-2 1B 2B	3 1 1 1 0 0 2 2 1 1 0 0 0 0		
Jody Gerut, L (8, PH) OBP: 0.500, SLG: 0.583	1-2											
Josh Bard, S (1, 2) OBP: 0.237, SLG: 0.314		0-0 1B	0-3 K			1-2 G4-3		2-2 L8	0-0 1B	5 0 2 2 0 1 2		
Aaron Boone, R (1, 5) OBP: 0.212, SLG: 0.267		1-0 P5			2-1 F8		1-2 G6-3		0-0 G3	5 0 0 0 0 1 2		
Alex Cora, L (1, 6) OBP: 0.273, SLG: 0.321		1-0 G3-4-1			0-1 F8		1-0 1B 1B			5 1 2 0 0 0 2		
Ronnie Belliard, R (1, 4) OBP: 0.326, SLG: 0.446			1-2 24 3B 1B		3-2 1B 1B		1-3 1B		1-0 SH1-4	3 1 3 0 0 0 0		
31 Cliff Lee, L (1, 1)					1-3 K		0-2 G5-3		4-0 24 1B 2B IBB	3 0 0 0 0 0 1 4 0 0 0 0 0 0 0 0 0 0 0 0 0 0 0 0 0 0 1 0 0 1 0 0 0 0 0 0 0 0 0 0		
63 Rafael Betancourt, R (8, 1)												
Scott Sauerbeck, R (8, 1)												
Bob Howry, L (8, 1)												
48 Travis Hafner, L (9, PH) OBP: 0.391, SLG: 0.468												
David Riske, R (9, 1)												
Inning Stats	R: 0 H: 1 E: 0 LOB: 0 K: 0 BB: 0 S: 10 P: 15	R: 0 H: 1 E: 0 LOB: 1 K: 0 BB: 0 S: 9 P: 12	R: 2 H: 4 E: 0 LOB: 2 K: 2 BB: 0 S: 17 P: 22	R: 0 H: 1 E: 0 LOB: 1 K: 0 BB: 0 S: 8 P: 13	R: 0 H: 0 E: 0 LOB: 0 K: 0 BB: 0 S: 7 P: 13	R: 1 H: 3 E: 0 LOB: 2 K: 0 BB: 0 S: 14 P: 18	R: 0 H: 0 E: 0 LOB: 0 K: 1 BB: 0 S: 8 P: 13	R: 0 H: 0 E: 0 LOB: 0 K: 0 BB: 0 S: 9 P: 13	R: 6 H: 6 E: 0 LOB: 1 K: 1 BB: 1 S: 19 P: 29	1B: 12 SF: 0 2B: 2 SAC: 1 3B: 1 DP: 0 HR: 1 HBP: 0	WP: 0 PA: 44 PB: 0 SB: 0 CS: 1	
PITCHER	IP WLS BF H R ER SO BB IBB HBP BLK WP HR S P ERA WHIP											
Ramon Ortiz, R (1, 1) ERA: 5.4	5.2 L 26 10 3 3 2 0 0 0 0 0 0 1 62 90 4.76 1.765											
25 David Weathers, R (6, 1) ERA: 4.81	1.1 4 0 0 0 1 0 0 0 0 0 0 0 11 16 0.00 0.000											
Ryan Wagner, R (8, 1) ERA: 3.91	1.0 3 0 0 0 0 0 0 0 0 0 0 0 9 13 0.00 0.000											
Danny Graves, R (9, 1) ERA: 7.36	0.1 6 4 5 5 0 0 0 1 0 0 0 0 10 18 135.00 12.000											
Ricky Stone, R (9, 1) ERA: 5.0	0.2 4 2 1 1 1 0 0 0 0 0 0 0 9 11 13.50 3.000											

Cleveland Indians @ Cincinnati Reds
Great American Ball Park, Cincinnati, OH

Sun May 22 2005, 1:15 PM EDT
Att. 21,862 - Cloudy - 69 F

livebaseballscorecards.com

AB	41
R	9
H	16
RBI	9
BB	1
SO	4
LOB	13



Batter	1	2	3	4	5	6	7	8	9	AB	R	H	RBI	BB	SO	LOB
Felipe Lopez, S (1, 6) OBP: 0.357, SLG: 0.553	0-2 L8		2-3 K		3-1 1B		1-3 K		0-0 2B	5	0	2	0	0	2	0
William Bergolla, R (1, 4) OBP: 0.118, SLG: 0.118 Ryan Wagner, R (8, 1) Danny Graves, R (9, 1) Ricky Stone, R (9, 1) Jacob Cruz, L (9, PH) OBP: 0.240, SLG: 0.250	0-2 K		1-2 F9		0-3 K		0-0 G6-3		2-3 K	4	0	0	0	0	2	2
Sean Casey, L (1, 3) OBP: 0.344, SLG: 0.416	2-1 F8			1-2 G4-3		1-2 1B 2B		2-3 K		4	1	1	0	0	1	0
Ken Griffey Jr., L (1, 8) OBP: 0.324, SLG: 0.452		1-1 L7		4-2 BB		1-3 K		1-1 G6-3		3	0	0	0	1	1	1
Adam Dunn, L (1, 7) OBP: 0.417, SLG: 0.650		4-2 1B BB		0-0 F7		1-2 F8		2-0 HR		3	1	1	1	1	0	2
Joe Randa, R (1, 5) OBP: 0.370, SLG: 0.437		0-1 P4		2-0 P4		0-0 1B 1B		3-2 G5-3		4	0	1	1	0	0	2
Austin Kearns, R (1, 9) OBP: 0.333, SLG: 0.446		0-1 1B		2-3 K		0-0 1B		1-3 K		4	0	2	0	0	2	0
Jason LaRue, R (1, 2) OBP: 0.305, SLG: 0.265		0-3 K		3-1 G5-3		1-3 K		0-1 FC3-6 1B		4	0	1	0	0	2	4
Ramon Ortiz, R (1, 1) 25 Rafael Weathers, R (6, 1) Luis Lopez, S (7, PH) (8, 4)		0-2 K		4-1 1B BB		2-2 G4-3		1-2 FC3-6 2B		1	0	0	0	1	1	0
										2	0	0	0	0	0	0
										2	0	0	0	0	0	1

Inning Stats	R: 0	H: 0	E: 0	K: 1	S: 9	H: 0	LOB: 0	BB: 0	P: 11	R: 0	H: 1	E: 0	K: 1	S: 13	H: 0	LOB: 2	BB: 1	P: 18	R: 0	H: 0	E: 0	K: 2	S: 10	H: 0	LOB: 0	BB: 0	P: 13	R: 0	H: 0	E: 0	K: 0	S: 11	R: 0	H: 0	E: 0	K: 0	S: 11	R: 0	H: 1	E: 0	K: 2	S: 11	R: 1	H: 3	E: 0	K: 2	S: 17	H: 0	LOB: 0	BB: 0	P: 14	R: 1	H: 1	E: 0	K: 1	S: 10	H: 0	LOB: 0	BB: 0	P: 18	R: 0	H: 2	E: 0	K: 2	S: 14	H: 0	LOB: 2	BB: 0	P: 18	1B: 5	SF: 0	2B: 2	SAC: 0	3B: 0	DP: 0	HR: 1	HBP: 0	WP: 0	PA: 38
--------------	------	------	------	------	------	------	--------	-------	-------	------	------	------	------	-------	------	--------	-------	-------	------	------	------	------	-------	------	--------	-------	-------	------	------	------	------	-------	------	------	------	------	-------	------	------	------	------	-------	------	------	------	------	-------	------	--------	-------	-------	------	------	------	------	-------	------	--------	-------	-------	------	------	------	------	-------	------	--------	-------	-------	-------	-------	-------	--------	-------	-------	-------	--------	-------	--------

PITCHER	IP	WLS	BF	H	R	ER	SO	BB	IBB	HBP	BLK	WP	HR	S	P	ERA	WHIP
31 Cliff Lee, L (1, 1) ERA: 3.69	5.2	W	24	4	1	1	7	3	0	0	0	0	0	67	99	1.59	1.235
63 Rafael Betancourt, R (6, 1) ERA: 1.33	1.1	H	5	1	0	0	2	0	0	0	0	0	0	15	19	0.00	0.750
Scott Sauerbeck, L (8, 1) ERA: 3.95	0.2	H	3	1	1	1	1	0	0	0	0	0	1	6	11	13.50	1.500
Bob Howry, R (8, 1) ERA: 2.5	0.1	H	1	0	0	0	0	0	0	0	0	0	0	4	7	0.00	0.000
David Riske, R (9, 1) ERA: 0.93	1.0		5	2	0	0	2	0	0	0	0	0	0	14	18	0.00	2.000


BOTTOM

Cleveland Indians @ Cincinnati Reds
Great American Ball Park, Cincinnati, OH

Sun May 22 2005, 1:15 PM EDT
Att. 21,862 - Cloudy - 69 F

livebaseballscorecards.com

AB	35
R	2
H	8
RBI	2
BB	3
SO	12
LOB	14



Batter	1	2	3	4	5	6	7	8	9	AB R H RBI BB SO LOB	TOP	
Marlon Byrd, R (1, 8) OBP: 0.368, SLG: 0.353	1-1 P5		4-2 BB		0-1 L6		0-0 G4-3			3 0 0 0 1 0 1		
Jamey Carroll, R (1, 4) OBP: 0.359, SLG: 0.321	1-1 WP 1B		1-0 G3			2-1 G4-3		4-2 1B BB		3 0 1 0 1 0 1		
Jose Guillen, R (1, 9) OBP: 0.322, SLG: 0.509	2-3 K			1-3 K		1-2 G5-3		1-3 K		4 0 0 0 0 3 2		
24 Nick Johnson, L (1, 3) OBP: 0.420, SLG: 0.516	0-2 G4-3			1-2 1B		1-2 HR		0-1 F7		4 1 2 1 0 0 2		
Vinny Castilla, R (1, 5) OBP: 0.361, SLG: 0.470		0-0 G5-3		1-2 F9		1-0 G6-3		0-0 1B		4 0 1 0 0 0 1		
Tony Blanco, R (1, 7) OBP: 0.250, SLG: 0.407		1-2 G5-3		1-2 P4			1-3 K	0-3 K		4 0 0 0 0 2 3		
15 Cristian Guzman, S (1, 6) OBP: 0.233, SLG: 0.247			1-3 K2-3		1-2 G5-3		1-1 E6 G4-3 HR		1-2 G4-3	3 1 0 0 0 1 0 1 0 0 0 0 0 0		
Carlos Baerga, S (9, PH) OBP: 0.257, SLG: 0.242											AB 33 R 3 H 6 RBI 3 BB 2 SO 9 LOB 11	
Brian Schneider, L (1, 2) OBP: 0.292, SLG: 0.373			1-1 G5-3		2-1 SH3 1B		0-0 G4-3		1-3 K	4 0 1 0 0 1 1		
Esteban Loaiza, R (1, 1) OBP: 0.174, SLG: 0.174			0-3 K		0-0 SH3		1-1 2-H HR		2-3 K	1 0 0 0 0 1 0 0 0 0 0 0 0 0 1 1 1 2 0 0 0 0 0 0 0 0 0 0 0 0 0 0 0 0 0 1 0 0 0 0 1 0		
Zach Day, R (6, 1) OBP: 0.125, SLG: 0.125												
Brendan Harris, R (7, PH) OBP: 1.000, SLG: 4.000												
Hector Carrasco, R (7, 1)												
Luis Ayala, R (8, 1)												
Gary Bennett, R (9, PH) OBP: 0.327, SLG: 0.372												
Inning Stats	R: 0 H: 1 E: 0 LOB: 1 K: 1 BB: 0 S: 10 P: 14	R: 0 H: 0 E: 0 LOB: 0 K: 1 BB: 0 S: 7 P: 9	R: 0 H: 0 E: 0 LOB: 1 K: 1 BB: 1 S: 9 P: 15	R: 0 H: 1 E: 0 LOB: 1 K: 1 BB: 0 S: 13 P: 17	R: 0 H: 1 E: 0 LOB: 1 K: 0 BB: 0 S: 8 P: 11	R: 1 H: 1 E: 0 LOB: 0 K: 0 BB: 0 S: 10 P: 15	R: 2 H: 1 E: 1 LOB: 0 K: 1 BB: 0 S: 9 P: 12	R: 0 H: 1 E: 0 LOB: 2 K: 2 BB: 1 S: 17 P: 22	R: 0 H: 0 E: 0 LOB: 0 K: 2 BB: 0 S: 10 P: 14	1B: 4 SF: 0 2B: 0 SAC: 1 3B: 0 DP: 0 HR: 2 HBP: 0	WP: 1 PA: 36 PB: 0 SB: 0 CS: 0	
PITCHER	IP WLS BF H R ER SO BB IBB HBP BLK WP HR S P ERA WHIP											
22 Eric Milton, L (1, 1) ERA: 6.32	8.0 W 33 6 3 1 7 2 0 0 0 1 2 83 115 1.12 1.000											
25 David Weathers, R (9, 1) ERA: 4.62	1.0 S 3 0 0 0 2 0 0 0 0 0 0 10 14 0.00 0.000											

Washington Nationals @ Cincinnati Reds
 Great American Ball Park, Cincinnati, OH
 Mon May 23 2005, 7:10 PM EDT
 Att. 17,630 - Partly Cloudy - 70 F

livebaseballscorecards.com



Batter	1	2	3	4	5	6	7	8	9
6 Ryan Freel, R OBP: 0.430, SLG: 0.410 (1, 5)	2-1 G6-3	2-2 G4-3		1-1 1B	1-2 G5-3			3-2 F9	
Felipe Lopez, S OBP: 0.350, SLG: 0.542 (1, 6)	1-3 K		2-1 1B G4-3	0-0 SF7		1-1 G3		1-2 G5-3	
Sean Casey, L OBP: 0.353, SLG: 0.426 (1, 3)	2-0 WP 2B		1-0 F9 G4-3 1B	4-0 BB		3-2 G6-3			
Ken Griffey Jr., L OBP: 0.317, SLG: 0.441 (1, 8)	1-0 G1-3		0-2 G4-3	2-2 F7		0-1 G1-3			
Adam Dunn, L OBP: 0.413, SLG: 0.638 (1, 7)		2-0 L3	2-2 1B	1-3 K		1-3 K			
Austin Kearns, R OBP: 0.331, SLG: 0.435 (1, 9)		4-2 1B BB	0-0 F9		1-0 G4-3	3-1 G5-3			
Jason LaRue, R OBP: 0.320, SLG: 0.311 (1, 2)		1-1 1B	2-2 1B	1-1 HR		1-3 K			
William Bergolla, R OBP: 0.143, SLG: 0.143 (1, 4)		0-2 K	0-3 K		0-2 1B		0-0 P6		
22 Eric Milton, L OBP: 0.250, SLG: 0.450 (1, 1)		1-2 1B		1-2 SF7 2B		0-1 F7		0-0 2B	
Jacob Cruz, L OBP: 0.269, SLG: 0.320 (8, PH)									
25 David Weathers, R (9, 1)									

Inning Stats	R: 0	H: 1	E: 0	K: 1	S: 7	R: 1	H: 2	E: 0	K: 1	S: 14	R: 2	H: 4	E: 0	K: 1	S: 17	R: 1	H: 2	E: 0	K: 1	S: 12	R: 1	H: 2	E: 0	K: 0	S: 11	R: 0	H: 0	E: 0	K: 2	S: 8	R: 0	H: 1	E: 0	K: 0	S: 8
	LOB: 1	BB: 0	P: 13	LOB: 2	BB: 1	P: 24	LOB: 2	BB: 0	P: 24		LOB: 2	BB: 0	P: 21	LOB: 1	BB: 0	P: 14	LOB: 0	BB: 0	P: 13		LOB: 1	BB: 0	P: 12	LOB: 0	BB: 0	P: 13	LOB: 1	BB: 0	P: 12						

PITCHER	IP	WLS	BF	H	R	ER	SO	BB	IBB	HBP	BLK	WP	HR	S	P	ERA	WHIP
Esteban Loaiza, R ERA: 3.53 (1, 1)	5.0	L	28	11	5	5	4	2	0	0	0	1	1	61	96	9.00	2.600
Zach Day, R ERA: 5.82 (6, 1)	1.0		3	0	0	0	0	0	0	0	0	0	0	7	11	0.00	0.000
Hector Carrasco, R ERA: 1.59 (7, 1)	1.0		3	0	0	0	2	0	0	0	0	0	0	8	13	0.00	0.000
Luis Ayala, R ERA: 2.7 (8, 1)	1.0		4	1	0	0	0	0	0	0	0	0	0	8	12	0.00	1.000

BOTTOM

AB R H RBI BB SO LOB

5 0 1 0 0 0 4

4 1 1 1 0 1 1

3 1 2 0 1 0 0

4 0 0 1 0 0 4

4 0 1 0 0 2 2

3 1 0 0 1 0 2

4 1 3 2 0 1 0

4 0 1 0 0 2 4

3 1 2 1 0 0 1

1 0 1 0 0 0 0

0 0 0 0 0 0 0


1B: 8 SF: 1 WP: 1 PA: 38
2B: 3 SAC: 0 PB: 0
3B: 0 DP: 0 SB: 1
HR: 1 HBP: 0 CS: 0

Washington Nationals @ Cincinnati Reds
Great American Ball Park, Cincinnati, OH

Mon May 23 2005, 7:10 PM EDT
Att. 17,630 - Partly Cloudy - 70 F

livebaseballscores.com

AB 35
R 5
H 12
RBI 5
BB 2
SO 6
LOB 18



Batter	1	2	3	4	5	6	7	8	9	10	11	12	13	14	AB	R	H	RBI	BB	SO	LOB	TOP						
Brad Wilkerson, L OBP: 0.350, SLG: 0.443 (1, 8)	F8		G3-1	F7		K		K		2B		G4-6-3			7	0	1	0	0	2	5							
Jamey Carroll, R OBP: 0.354, SLG: 0.330 (1, 4) (9, 6)	2B 24 BB 1B		2B		G3	FC4-6		P3		F9			G1-3		7	1	2	0	0	0	4							
24 Nick Johnson, L OBP: 0.426, SLG: 0.512 (1, 3)	2B 1-2 BB		E8		2B SF9 BB		K		G4-3 1B	G4-3			G4-3		5	2	2	0	2	1	1							
Jose Guillen, R OBP: 0.326, SLG: 0.512 (1, 9)	F3		G5-3		2B		BB 1B		G3				G6-3		7	0	3	0	0	0	5							
Vinny Castilla, R OBP: 0.364, SLG: 0.468 (1, 5)	2B 1-3 2-H				IBB		K 1B		G4-3				P5		5	0	1	1	2	1	3							
Ryan Church, L OBP: 0.340, SLG: 0.436 Marlon Byrd, R OBP: 0.419, SLG: 0.371 (1, 7) (5, PH) (5, 7)	K				SF9		BB		1B BB				G4-6-3 1B		2	0	0	0	0	2	5							
15 Cristian Guzman, S OBP: 0.227, SLG: 0.240 Carlos Baerga, S OBP: 0.278, SLG: 0.265 Brendan Harris, R OBP: 0.333, SLG: 1.333 (1, 6) (9, PH) (9, PR) (9, 4)		G5-3		G6-3	L7		G4-3		1B			G4-6-3			4	0	0	0	0	0	4							
Brian Schneider, L OBP: 0.299, SLG: 0.377 Gary Bennett, R OBP: 0.308, SLG: 0.348 (1, 2) (8, PR) (8, 2)		F7			SH3-4 1B		K		SH1-4 1B				G5-3		4	0	2	0	0	1	0							
Livan Hernandez, R OBP: 0.259, SLG: 0.385 32 Chad Cordero, R Gary Majewski, R (1, 1) (8, 1) (10, PH) (10, 1) (12, PH) Luis Ayalá, R (12, 1)		G4-3		SH3-4		FC4-6 1B		SH1-4		K			G4-6-3 1B		2	0	1	0	0	0	0							
Inning Stats	R: 1 E: 0 K: 1 S: 14	H: 2 LOB: 2 BB: 1 P: 27	R: 0 E: 0 K: 0 S: 8	H: 0 LOB: 0 BB: 0 P: 14	R: 0 E: 1 K: 1 S: 13	H: 2 LOB: 3 BB: 1 P: 24	R: 0 E: 0 K: 0 S: 7	H: 1 LOB: 1 BB: 0 P: 8	R: 1 E: 0 K: 2 S: 9	H: 1 LOB: 2 BB: 1 P: 21	R: 0 E: 0 K: 2 S: 11	H: 1 LOB: 2 BB: 1 P: 11	R: 0 E: 0 K: 1 S: 8	H: 2 LOB: 2 BB: 1 P: 18	R: 0 E: 0 K: 1 S: 12	H: 1 LOB: 1 BB: 0 P: 15	R: 0 E: 0 K: 0 S: 10	H: 2 LOB: 0 BB: 0 P: 18	R: 0 E: 0 K: 0 S: 5	H: 1 LOB: 0 BB: 0 P: 10	R: 0 E: 0 K: 0 S: 5	H: 0 LOB: 0 BB: 0 P: 7	R: 0 E: 0 K: 0 S: 5	H: 0 LOB: 1 BB: 1 P: 12	1B: 11 2B: 4 3B: 0 HR: 0	SF: 1 SAC: 2 DP: 2 HBP: 0	WP: 0 PB: 0 SB: 0 CS: 0	PA: 62
PITCHER	IP	WLS	BF	H	R	ER	SO	BB	IBB	HBP	BLK	WP	HR	S	P	ERA	WHIP											
Brandon Claussen, L ERA: 4.33 (1, 1)	6.0		29	7	2	2	4	2	2	0	0	0	0	60	107	3.00	1.500											
Ryan Wagner, R ERA: 3.75 (7, 1)	1.0	H	5	1	0	0	2	1	0	0	0	0	0	11	21	0.00	2.000											
Kent Mercker, L ERA: 2.61 (8, 1)	1.0	H	5	2	1	1	1	0	0	0	0	0	0	9	13	9.00	2.000											
25 David Weathers, R ERA: 4.44 (8, 1)	1.0	B	5	1	0	0	1	1	0	0	0	0	0	10	16	0.00	2.000											
56 Todd Coffey, R ERA: 9.0 (10, 1)	2.0		8	3	0	0	1	0	0	0	0	0	0	22	33	0.00	1.500											
PITCHER	IP	WLS	BF	H	R	ER	SO	BB	IBB	HBP	BLK	WP	HR	S	P	ERA	WHIP											
Ricky Stone, R ERA: 4.5 (12, 1)	1.0		3	1	0	0	0	0	0	0	0	0	0	5	10	0.00	1.000											
Randy Keisler, L ERA: (13, 1)	2.0	W	7	0	0	0	0	1	0	0	0	0	0	10	19	0.00	0.500											

Washington Nationals @ Cincinnati Reds
Great American Ball Park, Cincinnati, OH
Tue May 24 2005, 7:10 PM EDT
Att. 36,539 - Partly Cloudy - 62 F

AB	52
R	3
H	15
RBI	3
BB	7
SO	9
LOB	33



Batter	1	2	3	4	5	6	7	8	9	AB R H RBI BB SO LOB	TOP
Brad Wilkerson, L (1, 8) OBP: 0.348, SLG: 0.444 Zach Day, R (7, 1) OBP: 0.125, SLG: 0.125	2-2 SH1-3 2B		2-3 K		2-2 G4-3		0-2 G4-6-3 1-2f			4 0 1 0 0 1 1 0 0 0 0 0 0 0	
Jamey Carroll, R (1, 4) OBP: 0.343, SLG: 0.319	1-1 SH1-3		1-1 G4-3		1-3 K			1-1 L9		3 0 0 0 0 1 0	
24 Nick Johnson, L (1, 3) OBP: 0.422, SLG: 0.503	1-1 HBP			3-3 K	2-2 F9			1-1 F8		3 0 0 0 0 1 0	
Jose Guillen, R (1, 9) OBP: 0.335, SLG: 0.559	2-3 K			0-1 1B 2B	0-0 HR			0-2 HR		4 3 3 2 0 1 2	
Ryan Church, L (1, 7) OBP: 0.346, SLG: 0.433	0-2 G4-3			0-0 G6-3 1B 2-3 1B	4-1 G6-4-3 BB			2-2 F8		3 0 1 0 1 0 2	
Brendan Harris, R (1, 5) OBP: 0.429, SLG: 1.000		1-1 G3		1-1 G6-3 1B 1-2 3-H	0-0 G6-4-3			0-2 15 G3 2B		4 0 2 1 0 0 1	
Gary Bennett, R (1, 2) OBP: 0.286, SLG: 0.320		0-1 G5-3		2-2 G6-3 1-2 2-3	1-0 G5-3			0-0 F7		4 0 0 0 0 0 3	
15 Cristian Guzman, S (1, 6) OBP: 0.228, SLG: 0.236		0-0 L7		4-0 IBB			0-3 K		0-0 G3	3 0 0 0 1 1 1	
Claudio Vargas, R (1, 1) OBP: 0.500, SLG: 0.500 Jon Rauch, R (2, 1) Hector Carrasco, R (6, 1) Marlon Byrd, R (7, PH) OBP: 0.422, SLG: 0.378 (7, 8)			0-3 K	0-3 K			1-2 G4-6-3 1B		1-3 K	0 0 0 0 0 0 0 2 0 0 0 0 2 3 0 0 0 0 0 0 0 2 0 1 0 0 1 1	
Inning Stats	R: 0 H: 1 E: 0 LOB: 2 K: 1 BB: 0 S: 13 P: 19	R: 0 H: 0 E: 0 LOB: 0 K: 0 BB: 0 S: 5 P: 6	R: 0 H: 0 E: 0 LOB: 0 K: 2 BB: 0 S: 9 P: 12	R: 1 H: 3 E: 0 LOB: 3 K: 2 BB: 1 S: 15 P: 25	R: 0 H: 0 E: 0 LOB: 0 K: 1 BB: 0 S: 9 P: 14	R: 1 H: 1 E: 0 LOB: 0 K: 0 BB: 1 S: 4 P: 9	R: 0 H: 1 E: 0 LOB: 0 K: 1 BB: 0 S: 10 P: 11	R: 1 H: 1 E: 0 LOB: 0 K: 0 BB: 0 S: 12 P: 16	R: 0 H: 1 E: 0 LOB: 1 K: 1 BB: 0 S: 8 P: 9	1B: 3 SF: 0 2B: 3 SAC: 1 3B: 0 DP: 2 HR: 2 HBP: 1	WP: 0 PA: 36 PB: 0 SB: 0 CS: 0
31 Matt Belisle, R (1, 1) ERA: 4.67 Ricky Stone, R (7, 1) ERA: 4.5 56 Todd Coffey, R (9, 1) ERA: 8.18	IP WLS BF H R ER SO BB IBB HBP BLK WP HR S P ERA WHIP 6.0 W 25 5 2 2 6 1 1 1 0 0 1 55 85 3.00 1.000 2.0 7 2 1 1 1 0 0 0 0 0 0 22 27 4.50 1.000 1.0 4 1 0 0 0 1 0 0 0 0 0 0 8 9 0.00 1.000										

Washington Nationals @ Cincinnati Reds
 Great American Ball Park, Cincinnati, OH
 Wed May 25 2005, 12:35 PM EDT
 Att. 20,497 - Partly Cloudy - 60 F

AB	32
R	3
H	8
RBI	3
BB	2
SO	8
LOB	14



BOTTOM

Washington Nationals @ Cincinnati Reds
Great American Ball Park, Cincinnati, OH
Wed May 25 2005, 12:35 PM EDT
Att. 20,497 - Partly Cloudy - 60 F

livebaseballscorecards.com

AB 37
R 12
H 14
RBI 11
BB 8
SO 6
LOB 19



WP: 0 PA: 46
PB: 0
SB: 3
CS: 0

AB	R	H	RBI	BB	SO	LOB
6	3	4	1	0	0	2
2	2	1	2	3	1	1
3	2	3	0	2	0	0
4	2	1	0	1	1	5
4	2	2	3	1	0	2
5	1	1	2	0	1	3
0	0	0	0	0	0	0
3	0	0	1	1	1	4
5	0	1	1	0	1	1
2	0	0	0	0	1	0
1	0	0	0	0	0	0
1	0	0	0	0	0	1
1	0	1	1	0	0	0
1B: 7	SF: 1	WP: 0	PA: 46	2B: 5	SAC: 0	PB: 0
3B: 0	DP: 0	SB: 3	CS: 0	HR: 2	HBP: 0	

Batter	1	2	3	4	5	6	7	8	9							
6 Ryan Freel, R OBP: 0.444, SLG: 0.468 (1, 5) C C B B X (9, 7)	2-2 HR 1B	1-0 E 2B		1-2 2B		1-2 HR		G5-3								
Felipe Lopez, S OBP: 0.375, SLG: 0.561 (1, 6) 1 SAFE 1 SAFE C D Z SAFE B B D SAFE 1 C C X	1-1 HR 1-H	4-2 S BB		2-3 K		4-0 1B BB		4-1 E 1B BB								
Ken Griffey Jr., L OBP: 0.325, SLG: 0.435 (1, 8) B B B C B	4-1 BB BB	4-1 BB BB			1-0 1B 2B 1B	0-0 FC5-4 1B		0-1 E9 1B 2B 1B								
Adam Dunn, L OBP: 0.405, SLG: 0.607 (1, 3) S F X	0-2 F8	0-3 K			3-2 2B 1B	0-0 P3		4-0 1B 2B IBB								
Austin Kearns, R OBP: 0.340, SLG: 0.448 (1, 9) B S D F F B SAFE 1 F B	4-2 BB 1-2		2-1 P3		0-0 F9 SF8 2B	1-0 FC5-4		1-0 2B 1B 1B								
Jacob Cruz, L OBP: 0.250, SLG: 0.323 56 Todd Coffey, R (9, 1) C C C F B B T	2-2 K		1-1 G4-3		0-0 F9		0-0 G4-3	3-1 1B 2B 2B								
Javier Valentin, S OBP: 0.288, SLG: 0.233 (1, 2) X	0-0 P5		0-1 F9		1-1 SF8		4-0 FC6 BB	3-3 K								
William Bergolla, R OBP: 0.138, SLG: 0.138 (1, 4)		0-1 L9		1-0 L8	1-2 P4		1-3 K	0-2 2B 1B								
31 Matt Belisle, R Jason Romano, R (6, PH) Ricky Stone, R (7, 1) Luis Lopez, S OBP: 0.300, SLG: 0.500 (8, PH) (9, 5)		2-1 L7		3-3 K		1-2 G5-3	1-0 FC6	0-1 2B								
Inning Stats	R: 2 E: 0 K: 1 S: 22	H: 2 LOB: 2 BB: 2 P: 35	R: 1 E: 0 K: 1 S: 12	H: 1 LOB: 2 BB: 2 P: 23	R: 0 E: 0 K: 0 S: 6	H: 0 LOB: 0 BB: 0 P: 9	R: 0 E: 0 K: 2 S: 12	H: 1 LOB: 1 BB: 0 P: 19	R: 3 E: 0 K: 0 S: 11	H: 3 LOB: 0 BB: 0 P: 17	R: 1 E: 0 K: 0 S: 9	H: 2 LOB: 2 BB: 1 P: 16	R: 0 E: 0 K: 1 S: 5	H: 0 LOB: 1 BB: 1 P: 11	R: 5 E: 1 K: 1 S: 17	H: 5 LOB: 2 BB: 2 P: 34

PITCHER	IP	WLS	BF	H	R	ER	SO	BB	IBB	HBP	BLK	WP	HR	S	P	ERA	WHIP
Claudio Vargas, R ERA: 9.24 (1, 1)	1.2	L	11	3	3	2	1	3	0	0	0	0	1	30	50	10.80	3.600
Jon Rauch, R ERA: 4.0 (2, 1)	3.1		15	4	3	3	3	1	0	0	0	0	0	33	53	8.10	1.500
Hector Carrasco, R ERA: 2.19 (6, 1)	1.0		6	2	1	1	0	1	0	0	0	0	1	9	16	9.00	3.000
Zach Day, R ERA: 6.75 (7, 1)	2.0		14	5	5	5	2	2	1	0	0	0	0	22	45	22.50	3.500

PITCHER	IP	WLS	BF	H	R	ER	SO	BB	IBB	HBP	BLK	WP	HR	S	P	ERA	WHIP
Claudio Vargas, R ERA: 9.24 (1, 1)	1.2	L	11	3	3	2	1	3	0	0	0	0	1	30	50	10.80	3.600
Jon Rauch, R ERA: 4.0 (2, 1)	3.1		15	4	3	3	3	1	0	0	0	0	0	33	53	8.10	1.500
Hector Carrasco, R ERA: 2.19 (6, 1)	1.0		6	2	1	1	0	1	0	0	0	0	1	9	16	9.00	3.000
Zach Day, R ERA: 6.75 (7, 1)	2.0		14	5	5	5	2	2	1	0	0	0	0	22	45	22.50	3.500

Batter	1	2	3	4	5	6	7	8	9	AB R H RBI BB SO LOB	TOP											
Matt Lawton, L OBP: 0.355, SLG: 0.434 (1, 9)	2-1 WP 1B 1B	0-1 G4-3	4-2 1-2 2-3 3-H BB			0-0 BB 1B 2B	3-2 HR			4 3 3 2 1 0 1												
Tike Redman, L OBP: 0.274, SLG: 0.351 (1, 8)	1-0 F8		2B G3-1			1-2 P6	2-2 F8			5 1 1 0 0 0 5												
Jason Bay, R OBP: 0.352, SLG: 0.551 (1, 7)	4-1 WP 1B BB		0-0 HR 2B	2-3 K		4-0 1B BB IBB		3-2 F9		3 2 1 1 2 1 0												
Daryle Ward, L OBP: 0.327, SLG: 0.526 (1, 3)	0-2 F8		0-0 2-H HR	0-0 P5		4-2 1-2 2-3 BB		3-2 K		4 1 1 2 1 1 2												
Rob Mackowiak, L OBP: 0.425, SLG: 0.492 (1, 5)	2-1 1-H 2-H 1B		4-0 G6-4-3 BB	1-1 P5		0-1 1-2 2-3 3-H 1B		0-1 2B		4 0 3 3 1 0 0												
Jose Castillo, R OBP: 0.326, SLG: 0.446 (1, 4)	1-3 K		0-1 G6-4-3 1-2f		3-3 K	0-3 K		1-1 G4-3		5 0 0 0 0 3 6												
2 Jack Wilson, R OBP: 0.233, SLG: 0.293 (1, 6)		2-2 G6-3	2-0 1B BB 2B		1-3 K	1-0 F8		0-0 G5-3		5 1 1 0 0 1 3												
11 Humberto Cota, R OBP: 0.329, SLG: 0.443 (1, 2)		2-1 G4-3	4-0 BB 1B IBB		2-2 1B		2-2 F8		2-2 G6-3	4 0 1 0 1 0 0												
Oliver Pérez, L OBP: 0.176, SLG: 0.176 (6, 1)		0-0	0-1		2-2 F8		2-3 K2-3		2-0 G5-3	3 0 2 0 0 0 1												
Brian Meadows, R (6, 1)										0 0 0 0 0 0 0												
34 John Grabow, L (7, PH)										0 0 0 0 0 0 0												
Michael Restovich, R OBP: 0.327, SLG: 0.386 (7, 1)										1 0 0 0 0 0 1												
Rick White, R (8, PH)										0 0 0 0 0 0 0												
Bobby Hill, S OBP: 0.323, SLG: 0.321 (9, 1)			1-2 2-3 1B							1 0 0 0 0 0 0												
Michael Gonzalez, R (9, 1)										0 0 0 0 0 0 0												
Inning Stats	R: 2 E: 0 K: 1 S: 12	H: 2 LOB: 1 BB: 1 P: 22	R: 0 E: 0 K: 0 S: 9	H: 1 LOB: 1 BB: 0 P: 13	R: 4 E: 0 K: 0 S: 13	H: 5 LOB: 3 BB: 3 P: 31	R: 0 E: 0 K: 1 S: 7	H: 0 LOB: 0 BB: 0 P: 10	R: 0 E: 0 K: 2 S: 15	H: 1 LOB: 1 BB: 0 P: 23	R: 1 E: 0 K: 1 S: 12	H: 2 LOB: 3 BB: 2 P: 22	R: 1 E: 0 K: 1 S: 15	H: 1 LOB: 0 BB: 0 P: 24	R: 0 E: 0 K: 1 S: 11	H: 1 LOB: 1 BB: 0 P: 18	R: 0 E: 0 K: 0 S: 5	H: 0 LOB: 0 BB: 0 P: 9	1B: 6 2B: 5 3B: 0 HR: 2	SF: 0 SAC: 0 DP: 1 HBP: 0	WP: 1 PB: 0 SB: 0 CS: 0	PA: 45
PITCHER	IP WLS BF H R ER SO BB IBB HBP BLK WP HR S P ERA WHIP																					
54 Elizardo Ramirez, R ERA: 7.13 (1, 1)	2.2 L 18 8 6 6 1 2 1 0 0 1 1 30 57 20.25 3.750																					
Randy Keisler, L ERA: 2.84 (3, 1)	4.1 20 4 2 2 5 2 1 0 0 0 1 53 88 4.15 1.385																					
Kent Mercker, L ERA: 2.49 (8, 1)	1.0 4 1 0 0 1 0 0 0 0 0 0 11 18 0.00 1.000																					
Ricky Stone, R ERA: 4.15 (9, 1)	1.0 3 0 0 0 0 0 0 0 0 0 0 5 9 0.00 0.000																					

Pittsburgh Pirates @ Cincinnati Reds
Great American Ball Park, Cincinnati, OH
Thu May 26 2005, 7:10 PM EDT
Att. 20,513 - Partly Cloudy - 71 F

livebaseballscorecards.com

AB	39
R	8
H	13
RBI	8
BB	6
SO	7
LOB	18



Batter	1	2	3	4	5	6	7	8	9	AB	R	H	RBI	BB	SO	LOB
6 Ryan Freel, R OBP: 0.435, SLG: 0.452 (1, 8)	2-2 P4		0-3 K		4-2 1B SF9 BB		1-2 F9		0-1 G6-3	4	1	0	1	1	1	2
William Bergolla, R OBP: 0.147, SLG: 0.147 (1, 4)	1-0 F8		2-3 K2-3		0-0 1B		1-0 FC5-4 FC6-4		0-1 P4	5	0	1	0	0	1	3
Felipe Lopez, S OBP: 0.368, SLG: 0.576 (1, 6)	1-2 HR		0-3 K2-3		1-0 SF9		2-1 FC6-4		2-3 K	4	1	1	2	0	2	3
Austin Kearns, R OBP: 0.338, SLG: 0.438 (1, 9)	4-2 BB BB			3-3 SAFE SAFE	1-2 P5			0-3 K		3	0	0	0	1	2	1
Adam Dunn, L OBP: 0.407, SLG: 0.599 (1, 3)	4-1 BB			4-2 1B BB		2-2 G4-3		1-1 G4-3		2	0	0	0	2	0	0
Luis Lopez, S OBP: 0.286, SLG: 0.385 (1, 5)	1-3 K			0-3 K		4-1 BB		2-1 G3		3	0	0	0	1	2	3
Jason Romano, R OBP: 0.400, SLG: 0.400 (1, 7)		2-1 F8		2-2 1B		2-1 P3			2-1 BB 1B	4	1	2	0	0	0	1
Javier Valentin, S OBP: 0.286, SLG: 0.217 (1, 2)		2-2 F8		2-2 L5		0-1 G5-3			4-0 2B 6 G6-3 BB	3	1	0	0	1	0	3
54 Elizardo Ramirez, S Randy Keisler, L Jacob C. Iuz, L Kent Mercker, L Ricky Stone, R Joe Randa, R 31 Matt Belisle, R		1-3 K		0-3 K			1-0 FC5-4 1B		0-1 G6-3 2B	1	0	0	0	0	1	0

Inning Stats	R: 1	H: 1	E: 0	K: 1	S: 13	R: 0	H: 0	E: 0	K: 1	S: 9	R: 0	H: 0	E: 0	K: 3	S: 10	R: 0	H: 1	E: 0	K: 2	S: 15	R: 1	H: 1	E: 0	K: 0	S: 8	R: 0	H: 0	E: 0	K: 0	S: 7	R: 0	H: 0	E: 0	K: 1	S: 7	R: 2	H: 2	E: 0	K: 1	S: 11	1B: 4	SF: 1	2B: 1	SAC: 0	3B: 0	DP: 0	HR: 1	HBP: 0	WP: 0	PA: 39
--------------	------	------	------	------	-------	------	------	------	------	------	------	------	------	------	-------	------	------	------	------	-------	------	------	------	------	------	------	------	------	------	------	------	------	------	------	------	------	------	------	------	-------	-------	-------	-------	--------	-------	-------	-------	--------	-------	--------

PITCHER	IP	WLS	BF	H	R	ER	SO	BB	IBB	HBP	BLK	WP	HR	S	P	ERA	WHIP
Oliver Pérez, L ERA: 7.04 (1, 1)	5.1	W	24	3	2	2	8	5	0	0	0	0	1	66	109	3.38	1.500
Brian Meadows, R ERA: 6.62 (6, 1)	0.1		1	0	0	0	0	0	0	0	0	0	0	2	4	0.00	0.000
34 John Grabow, L ERA: 2.08 (6, 1)	0.1		1	0	0	0	0	0	0	0	0	0	0	2	2	0.00	0.000
Rick White, R ERA: 3.22 (7, 1)	2.0		7	1	0	0	1	0	0	0	0	0	0	14	22	0.00	0.500
Michael Gonzalez, L ERA: 2.84 (9, 1)	1.0		6	2	2	2	1	1	0	0	0	0	0	11	19	18.00	3.000

BOTTOM

Pittsburgh Pirates @ Cincinnati Reds
Great American Ball Park, Cincinnati, OH

Thu May 26 2005, 7:10 PM EDT
Att. 20,513 - Partly Cloudy - 71 F

livebaseballscorecards.com

AB	32
R	4
H	6
RBI	4
BB	6
SO	10
LOB	16



Batter	1	2	3	4	5	6	7	8	9	AB R H RBI BB SO LOB	TOP														
Matt Lawton, L (1, 9) OBP: 0.351, SLG: 0.428	2-2 P5		0-1 FC3-6		3-2 CS		1-2 G4-6-3		0-1 G2-3	5 0 1 0 0 0 5															
Tike Redman, L (1, 8) OBP: 0.266, SLG: 0.340	0-2 K		1-3 K		2-2 P6			1-3 K	3-3 K	3 0 0 0 0 2 3 2 0 0 0 0 2 1															
Ty Wigginton, R (8, PH) OBP: 0.245, SLG: 0.370																									
Jason Bay, R (1, 7) OBP: 0.360, SLG: 0.560	0-2 F9			1-2 1B	0-1 CS	1-1 G4-6-3		2-1 F8		4 1 3 0 0 0 0															
Daryle Ward, L (1, 3) OBP: 0.325, SLG: 0.518		3-2 F7		0-2 1B		0-2 G4-6-3		0-0 F8		4 1 1 0 0 0 2															
Rob Mackowiak, L (1, 5) OBP: 0.428, SLG: 0.512		3-3 K		0-0 HR		4-2 BB		2-3 K		3 1 1 3 1 2 1															
Jose Castillo, R (1, 4) OBP: 0.333, SLG: 0.460		2-1 P4		0-0 12 G4-3 F9-2		0-1 G6-3			1-2 12 2B E	4 1 2 0 0 0 1															
12 Freddy Sanchez, R (1, 6) OBP: 0.355, SLG: 0.435			1-0 FC1-5	0-0 G4-3		2-1 1B			1-1 E	4 1 3 0 0 0 1															
David Ross, R (1, 2) OBP: 0.250, SLG: 0.411			0-1 FC3-6	0-0 F9-2		0-3 K			0-1 E4	4 0 1 1 0 1 2 0 0 0 0 0 0 0															
11 Humberto Cota, R (9, PR) OBP: 0.329, SLG: 0.443			1-2 FC1-5	3-H					2 SH5-4																
Josh Fogg, R (1, 1) OBP: 0.211, SLG: 0.118			0-0 FC1-5		0-0 B5-3		3-2 G4-6-3		1-1 SH5-4	2 0 0 0 0 0 0 2 0 0 0 0 0 0 0 0 1 0 1 0															
34 John Grabow, L (6, 1) OBP: 0.333, SLG: 0.333																									
Bobby Hill, S (7, PH) OBP: 0.333, SLG: 0.333																									
16 Salomon Torres, R (7, 1) OBP: 0.233, SLG: 0.293																									
2 Jack Wilson, R (9, PH) OBP: 0.233, SLG: 0.293																									
Michael Gonzalez, R (9, 1)																									
Inning Stats	R: 0 E: 0 K: 1 S: 9	H: 0 LOB: 0 BB: 0 P: 11	R: 0 E: 0 K: 1 S: 11	H: 0 LOB: 0 BB: 0 P: 19	R: 0 E: 0 K: 1 S: 9	H: 2 LOB: 2 BB: 0 P: 11	R: 3 E: 0 K: 0 S: 10	H: 4 LOB: 0 BB: 0 P: 11	R: 0 E: 0 K: 0 S: 10	H: 1 LOB: 0 BB: 0 P: 15	R: 0 E: 0 K: 0 S: 13	H: 1 LOB: 1 BB: 1 P: 18	R: 0 E: 0 K: 1 S: 12	H: 2 LOB: 1 BB: 0 P: 18	R: 0 E: 0 K: 2 S: 10	H: 1 LOB: 1 BB: 0 P: 15	R: 2 E: 1 K: 1 S: 15	H: 2 LOB: 1 BB: 0 P: 21	1B: 9 2B: 4 3B: 0 HR: 1	SF: 0 SAC: 1 DP: 3 HBP: 0	WP: 0 PB: 0 SB: 1 CS: 1	PA: 39			
PITCHER	IP	WLS	BF	H	R	ER	SO	BB	IBB	HBP	BLK	WP	HR	S	P	ERA	WHIP								
Ramon Ortiz, R (1, 1) ERA: 5.2	6.1		27	10	3	3	4	1	0	0	0	0	1	71	99	4.26	1.737								
Kent Mercker, L (7, 1) ERA: 2.31	1.2	H	5	1	0	0	2	0	0	0	0	0	0	13	19	0.00	0.600								
Ryan Wagner, R (9, 1) ERA: 3.96	1.0	W	6	2	2	1	1	0	0	0	0	0	0	15	21	9.00	2.000								

Pittsburgh Pirates @ Cincinnati Reds
Great American Ball Park, Cincinnati, OH

Fri May 27 2005, 7:10 PM EDT
Att. 24,370 - Clear - 71 F

livebaseballscorecards.com

AB	36
R	5
H	13
RBI	4
BB	1
SO	7
LOB	18



Batter	1	2	3	4	5	6	7	8	9	AB R H RBI BB SO LOB
6 Ryan Freel, R OBP: 0.427, SLG: 0.442 (1, 4)	2-2 G5-3		1-0 F9		1-0 F9	1-1 G5-4-3			2-2 FC6 1B	5 0 1 0 0 0 1
Felipe Lopez, S OBP: 0.370, SLG: 0.577 (1, 6)	0-1 G6-3			3-2 PB 1B 2B	0-2 BB 1B		1-0 G6-3		0-2 FC6 1-2 3-H	5 1 2 1 0 0 1
Ken Griffey Jr., L OBP: 0.328, SLG: 0.434 (1, 8)	3-1 L7			1-1 1B 2-H 1B	4-1 SAFE 1B SAFE	1-2 BB	2-0 F8			3 0 1 1 1 0 0
Austin Kearns, R OBP: 0.329, SLG: 0.426 (1, 9)		2-1 L6		3-2 F8	2-3 K		2-1 G5-3			4 0 0 0 0 1 3
Adam Dunn, L OBP: 0.414, SLG: 0.619 (1, 3)		2-0 G4-3		0-0 1B 1-3		0-0 HR		4-0 G5-4-3 BB		3 1 2 1 1 0 0
Joe Randa, R OBP: 0.369, SLG: 0.446 (1, 5)		1-2 E5		0-1 P6		0-0 2B 2B		1 SAFE 2-1 G5-4-3 1-2f		4 1 1 0 0 0 3
Jacob Cruz, L OBP: 0.270, SLG: 0.361 (1, 7) Ryan Wagner, R (9, 1)		1-1 G6-3		0-1 G5-3		1-0 1B 2B 2-H		3-2 F7		4 1 1 1 0 0 3 0 0 0 0 0 0 0
Javier Valentin, S OBP: 0.300, SLG: 0.300 (1, 2)			2-3 K		3-2 HR	1-1 FC5-6 1B 2-H		1-3 K		4 1 2 2 0 2 0
Ramon Ortiz, R (1, 1) Kent Mercker, L (7, 1) Jason Romano, R (9, 7)			1-2 G4-3		2-2 G2-3	2-2 FC5-6 G5-4-3 1-2f		0-1 FC6 1B 2B		3 0 0 0 0 0 1 0 0 0 0 0 0 0 1 1 1 0 0 0 0

Inning Stats	R: 0 E: 0 K: 0 S: 7	H: 0 LOB: 0 BB: 0 P: 12	R: 0 E: 1 K: 0 S: 8	H: 0 LOB: 1 BB: 0 P: 14	R: 0 E: 0 K: 1 S: 7	H: 0 LOB: 0 BB: 0 P: 11	R: 1 E: 0 K: 0 S: 14	H: 3 LOB: 2 BB: 0 P: 21	R: 1 E: 0 K: 1 S: 17	H: 2 LOB: 2 BB: 1 P: 29	R: 3 E: 0 K: 0 S: 10	H: 4 LOB: 0 BB: 0 P: 15	R: 0 E: 0 K: 0 S: 4	H: 0 LOB: 0 BB: 0 P: 9	R: 0 E: 0 K: 0 S: 5	H: 0 LOB: 0 BB: 1 P: 14	R: 1 E: 0 K: 1 S: 12	H: 2 LOB: 2 BB: 0 P: 15	1B: 5 2B: 4 3B: 0 HR: 2	SF: 0 SAC: 0 DP: 2 HBP: 0
--------------	------------------------------	----------------------------------	------------------------------	----------------------------------	------------------------------	----------------------------------	-------------------------------	----------------------------------	-------------------------------	----------------------------------	-------------------------------	----------------------------------	------------------------------	---------------------------------	------------------------------	----------------------------------	-------------------------------	----------------------------------	----------------------------------	------------------------------------

PITCHER	IP	WLS	BF	H	R	ER	SO	BB	IBB	HBP	BLK	WP	HR	S	P	ERA	WHIP
Josh Fogg, R (1, 1) ERA: 4.42	5.0		25	8	5	5	2	1	0	0	0	0	2	56	91	9.00	1.800
34 John Grabow, L (6, 1) ERA: 1.93	1.0		3	1	0	0	0	0	0	0	0	0	0	7	11	0.00	1.000
16 Salomon Torres, R (7, 1) ERA: 3.43	2.0		6	0	0	0	0	1	0	0	0	0	0	9	23	0.00	0.500
Michael Gonzalez, L (9, 1) ERA: 3.26	0.1	L	4	2	1	1	1	0	0	0	0	0	0	12	15	27.00	6.000


BOTTOM

Pittsburgh Pirates @ Cincinnati Reds
Great American Ball Park, Cincinnati, OH

Fri May 27 2005, 7:10 PM EDT
Att. 24,370 - Clear - 71 F

livebaseballscorecards.com

AB	36
R	6
H	11
RBI	6
BB	2
SO	3
LOB	12



WP	HR	S	P	ERA	WHIP
0	0	0	0	0	0

Batter	1	2	3	4	5	6	7	8	9	AB R H RBI BB SO LOB	TOP											
12 Freddy Sanchez, R OBP: 0.358, SLG: 0.446	1-0 HR 2B	1-1 HR 1B	1-0 G4-3			0-2 G6-3		2-3 K		5 2 2 0 0 1 2												
Matt Lawton, L OBP: 0.347, SLG: 0.422 Jose Mesa, R	0-1 F8	1-2 L4			1-3 K	2-1 F8			3-2 1B 1B	5 1 1 0 0 1 3 0 0 0 0 0 0 0												
Jason Bay, R OBP: 0.361, SLG: 0.572	1-1 HR 2-H	1-2 F7			1-1 G5-3		1-3 K		1-1 1B SF8 1B	5 2 2 2 0 1 1												
Ty Wigginton, R OBP: 0.245, SLG: 0.396 Daryle Ward, L OBP: 0.329, SLG: 0.521	0-2 K	3-1 HR 2-H			0-1 P4		0-3 K		2-2 1B 1B 1-3 2-H	4 1 1 2 0 2 0 1 0 1 1 0 0 0												
Jose Castillo, R OBP: 0.347, SLG: 0.467	0-0 2B 11 1B				0-0 F9		1-2 1B		0-2 SF8	3 1 2 1 1 0 0												
Michael Restovich, R OBP: 0.333, SLG: 0.408	0-0 11 1B	0-3 K			1-2 G5-3		1-0 G5-3		1-1 1B 1-2 1B	5 1 2 0 0 1 2												
11 Humberto Cota, R OBP: 0.333, SLG: 0.480	1-2 2 1B				2-0 HR		0-1 F9		0-0 G6-3 1-3 K	5 1 2 3 0 1 2												
2 Jack Wilson, R OBP: 0.238, SLG: 0.297	0-1 1B				0-2 G5-3		1-0 12 G6-3 SH3-4 1B		2-0 G6-3 3-1 F8	5 0 2 0 0 0 2												
Dave Williams, L OBP: 0.111, SLG: 0.118 Bobby Hill, S OBP: 0.344, SLG: 0.333 Brian Meadows, R 34 John Grabow, L Rick White, R Tike Redman, L OBP: 0.266, SLG: 0.340	0-0 F8				0-3 K		0-0 SH3-4		2-1 HBP	2 0 0 0 0 0 1 2 0												
Inning Stats	R: 4 E: 0 K: 1 S: 16	H: 6 LOB: 2 BB: 0 P: 19	R: 2 E: 0 K: 1 S: 17	H: 2 LOB: 1 BB: 1 P: 27	R: 1 E: 0 K: 1 S: 10	H: 1 LOB: 0 BB: 0 P: 13	R: 0 E: 0 K: 1 S: 7	H: 0 LOB: 0 BB: 0 P: 9	R: 0 E: 0 K: 0 S: 6	H: 0 LOB: 0 BB: 0 P: 7	R: 0 E: 0 K: 0 S: 7	H: 1 LOB: 1 BB: 0 P: 10	R: 0 E: 0 K: 2 S: 10	H: 1 LOB: 1 BB: 0 P: 13	R: 0 E: 0 K: 1 S: 8	H: 0 LOB: 1 BB: 0 P: 14	R: 2 E: 0 K: 1 S: 19	H: 4 LOB: 2 BB: 0 P: 30	1B: 10 2B: 2 3B: 0 HR: 3	SF: 1 SAC: 1 DP: 0 HBP: 1	WP: 1 PB: 0 SB: 0 CS: 0	PA: 44
PITCHER	IP WLS BF H R ER SO BB IBB HBP BLK WP HR S P ERA WHIP																			PITCHER	IP WLS BF H R ER SO BB IBB HBP BLK WP HR S P ERA WHIP	
22 Eric Milton, L ERA: 7.05	(1, 1) 3.0 L 19 9 7 7 3 1 0 0 0 1 3 43 59 21.00 3.333																					
Ricky Stone, R ERA: 3.6	(4, 1) 2.0 6 0 0 0 1 0 0 0 0 0 0 13 16 0.00 0.000																					
56 Todd Coffey, R ERA: 6.92	(6, 1) 2.0 8 2 0 0 2 0 0 0 0 0 0 17 23 0.00 1.000																					
Ryan Wagner, R ERA: 3.81	(8, 1) 1.0 4 0 0 0 1 0 0 1 0 0 0 8 14 0.00 0.000																					
25 David Weathers, R ERA: 4.94	(9, 1) 1.0 7 4 2 2 1 0 0 0 0 0 0 19 30 18.00 4.000																					

Pittsburgh Pirates @ Cincinnati Reds
Great American Ball Park, Cincinnati, OH
Sat May 28 2005, 7:10 PM EDT
Att: 30,739 - Partly Cloudy - 72 F

AB	40
R	9
H	15
RBI	9
BB	1
SO	8
LOB	14



WP	1	PA	44
PB	0		
SB	0		
CS	0		

1B	10	SF	1
2B	2	SAC	1
3B	0	DP	0
HR	3	HBP	1

Batter	1	2	3	4	5	6	7	8	9	AB R H RBI BB SO LOB
6 Ryan Freel, R OBP: 0.426, SLG: 0.431 (1, 4) BB C B B C B	4-1 WP BB BB		2-1 G6-3		4-2 BB			2-1 G4-3	1-2 F9	3 0 0 0 2 0 2
Felipe Lopez, S OBP: 0.371, SLG: 0.591 (1, 6) B C B B 1 SAFE 1 SAFE B	4-1 1-2 BB		2-2 G4-3		1-0 G4-3			1-2 HR	0-0 FC5-4	4 1 1 1 1 0 4
Ken Griffey Jr., L OBP: 0.327, SLG: 0.429 (1, 8) X	0-0 F9			1-0 G4-3		1-3 K		0-1 BB 1B		4 0 1 0 0 1 2
Austin Kearns, R OBP: 0.321, SLG: 0.414 (1, 9) B B X	2-0 F7		2-2 G5-3		2-0 F8			1-3 K		4 0 0 0 0 1 3
Adam Dunn, L OBP: 0.411, SLG: 0.608 (1, 3) B S T B X	3-2 G1-3			0-3 K		2-2 P2		4-0 BB		3 0 0 0 1 1 2
Joe Randa, R OBP: 0.361, SLG: 0.435 (1, 5) C X		0-1 F8			0-1 F7		1-3 K	0-2 F9		4 0 0 0 0 1 2
Jason Romano, R OBP: 0.400, SLG: 0.444 (1, 7) B C B C X		2-1 G6-3			1-1 G1-3		4-0 BB		2-3 K	3 0 0 0 1 1 0
Javier Valentin, S OBP: 0.313, SLG: 0.302 (1, 2) C B C B B X		2-2 G4-3			4-2 2B BB		2-3 K	0-0 6 F9 1B 1B		3 1 1 0 1 1 1
22 Eric Milton, L William Bergolla, R Ricky Stone, R Jacob Cruz, L 56 Todd Coffey, R Luis Lopez, S Ryan Wagner, R 25 David Weathers, R Seam Casey, L			1-3 K		1-0 1H 2B		2-0 P6	2-2 FC5-4 1B		0 0 0 0 0 0 0 0 1 0 0 0 0 0 0 1 0 0 0 0 0 0 0 0 1 0 0 1 1 0 0 0 0 0 0 0 0 0 0 0 1 0 0 0 0 0 0 0 0 0 0 0 0 0 0 0 1 0 0 1 0 0 0 0

BOTTOM

Pittsburgh Pirates @ Cincinnati Reds
Great American Ball Park, Cincinnati, OH

Sat May 28 2005, 7:10 PM EDT
Att. 30,739 - Partly Cloudy - 72 F

livebaseballscores.com

AB	32
R	2
H	5
RBI	2
BB	6
SO	7
LOB	17



Inning Stats	R: 0	H: 0	E: 0	K: 0	S: 7	H: 0	LOB: 2	BB: 2	P: 20	R: 0	H: 0	E: 0	K: 0	S: 7	H: 0	LOB: 0	BB: 0	P: 11	R: 0	H: 0	E: 0	K: 1	S: 8	H: 0	LOB: 0	BB: 0	P: 13	R: 0	H: 0	E: 0	K: 1	S: 9	H: 0	LOB: 0	BB: 0	P: 12	R: 1	H: 1	E: 0	K: 0	S: 11	H: 0	LOB: 2	BB: 2	P: 22	R: 0	H: 0	E: 0	K: 1	S: 7	H: 0	LOB: 0	BB: 0	P: 12	R: 0	H: 0	E: 0	K: 2	S: 8	H: 0	LOB: 1	BB: 1	P: 17	R: 1	H: 2	E: 0	K: 1	S: 13	H: 2	LOB: 2	BB: 1	P: 21	R: 0	H: 2	E: 0	K: 1	S: 13	H: 2	LOB: 2	BB: 0	P: 18	1B: 3	SF: 0	2B: 1	SAC: 0	3B: 0	DP: 0	HR: 1	HBP: 0	WP: 1	PA: 38
--------------	------	------	------	------	------	------	--------	-------	-------	------	------	------	------	------	------	--------	-------	-------	------	------	------	------	------	------	--------	-------	-------	------	------	------	------	------	------	--------	-------	-------	------	------	------	------	-------	------	--------	-------	-------	------	------	------	------	------	------	--------	-------	-------	------	------	------	------	------	------	--------	-------	-------	------	------	------	------	-------	------	--------	-------	-------	------	------	------	------	-------	------	--------	-------	-------	-------	-------	-------	--------	-------	-------	-------	--------	-------	--------

PITCHER	IP	WLS	BF	H	R	ER	SO	BB	IBB	HBP	BLK	WP	HR	S	P	ERA	WHIP
Dave Williams, L ERA: 3.5 (1, 1)	7.0		27	1	1	1	5	5	0	0	0	1	0	57	107	1.29	0.857
Brian Meadows, R ERA: 7.0 (8, 1)	0.1		2	1	1	1	0	0	0	0	0	0	1	5	8	27.00	3.000
34 John Grabow, L ERA: 1.88 (8, 1)	0.1		3	1	0	0	1	1	0	0	0	0	0	5	10	0.00	6.000
Rick White, R ERA: 3.18 (8, 1)	0.1		1	0	0	0	0	0	0	0	0	0	0	3	3	0.00	0.000
Jose Mesa, R ERA: 4.42 (9, 1)	1.0		5	2	0	0	1	0	0	0	0	0	0	13	18	0.00	2.000

Batter	1	2	3	4	5	6	7	8	9	AB	R	H	RBI	BB	SO	LOB
6 Ryan Freel, R OBP: 0.438, SLG: 0.457 (1, 4) (7, 8)	0-0 E6 G3-1 SF7 1B	4-1 FC6-4 BB 1-2	2-1 2-H 2B		0-1 F9		2-1 1-H 2B			4	1	3	2	1	0	0
Felipe Lopez, S OBP: 0.365, SLG: 0.583 (1, 6)	1-0 G3-1 2-3	1-1 FC6-4 HR 1-2 2-3	2-2 K			3-2 2B 2B	3-2 L9			5	2	1	0	0	1	5
Sean Casey, L OBP: 0.368, SLG: 0.429 (1, 3)	4-0 BB	1-1 E5 HR 1-3 3-H		0-1 L8 BB 1B		0-1 F9		1-0 L7		4	1	1	0	1	0	2
Ken Griffey Jr., L OBP: 0.330, SLG: 0.456 Luis Lopez, S OBP: 0.250, SLG: 0.333 (1, 8) (7, 4)	3-2 SF7	0-1 HR		2-3 K		0-1 2B		1-3 K		3	1	2	5	0	1	1
Adam Dunn, L OBP: 0.408, SLG: 0.596 Jason Romano, R OBP: 0.364, SLG: 0.400 (1, 7) (8, 7)	0-3 K	2-3 K		4-0 BB		0-1 F7		0-0 F7		3	0	0	0	1	2	2
Austin Kearns, R OBP: 0.320, SLG: 0.405 (1, 9)		1-2 L8	4-2 2B BB	0-1 L8		2-3 K				3	1	0	0	1	1	3
Rich Aurilia, R OBP: 0.229, SLG: 0.350 (1, 5)		2-2 HR 1B	3-3 K	1-0 P4				1-1 G5-3		4	1	1	0	0	1	3
Jason LaRue, R OBP: 0.333, SLG: 0.357 (1, 2)		1-0 HR	1-1 6 2B 2B		1-0 G5-3		1-1 6 2B 1B			4	3	3	3	0	0	0
Brandon Claussen, R Randy Keister, L OBP: 0.500, SLG: 0.500 (1, 1) (8, 1)		4-2 FC6-4 6 BB E BB	0-1 G5-3		3-3 K		0-2 K			3	1	0	0	1	2	2
										0	0	0	0	0	0	0

Inning Stats	R: 1	H: 1	E: 1	K: 1	S: 8	H: 1	LOB: 1	BB: 1	P: 16	R: 6	H: 3	E: 1	K: 1	S: 19	H: 2	LOB: 1	BB: 1	P: 26	R: 0	H: 1	E: 0	K: 1	S: 8	H: 0	LOB: 0	BB: 0	P: 11	R: 1	H: 2	E: 0	K: 1	S: 14	H: 2	LOB: 1	BB: 0	P: 19	R: 0	H: 0	E: 0	K: 1	S: 7	H: 2	LOB: 1	BB: 0	P: 19	R: 0	H: 0	E: 0	K: 1	S: 5	H: 0	LOB: 0	BB: 0	P: 7
--------------	------	------	------	------	------	------	--------	-------	-------	------	------	------	------	-------	------	--------	-------	-------	------	------	------	------	------	------	--------	-------	-------	------	------	------	------	-------	------	--------	-------	-------	------	------	------	------	------	------	--------	-------	-------	------	------	------	------	------	------	--------	-------	------

PITCHER	IP	WLS	BF	H	R	ER	SO	BB	IBB	HBP	BLK	WP	HR	S	P	ERA	WHIP
Kip Wells, R ERA: 3.99 (1, 1)	2.2	L	19	6	9	4	3	4	0	0	0	0	2	38	72	13.50	3.750
Ryan Vogelsong, R ERA: 5.56 (3, 1)	4.1		19	5	2	2	5	1	0	0	0	0	0	44	69	4.15	1.385
16 Salomon Torres, R ERA: 3.27 (8, 1)	1.0		3	0	0	0	1	0	0	0	0	0	0	5	7	0.00	0.000

BOTTOM

Pittsburgh Pirates @ Cincinnati Reds
Great American Ball Park, Cincinnati, OH

Sun May 29 2005, 1:15 PM EDT
Att. 26,107 - Partly Cloudy - 69 F

livebaseballscorecards.com

AB	35
R	11
H	11
RBI	10
BB	5
SO	9
LOB	18



WP: 0	PA: 41
PB: 0	SB: 0
CS: 0	

Batter	1	2	3	4	5	6	7	8	9	AB R H RBI BB SO LOB	TOP											
6 Ryan Freel, R (1, 4) OBP: 0.430, SLG: 0.470	2-3 K		1-0 G5-3		2-1 F8			3-2 G5-3	0-1 HR	5 1 1 3 0 1 0												
Felipe Lopez, S (1, 6) OBP: 0.359, SLG: 0.569	1-2 G4-3		3-1 1B			1-1 G3		2-3 K	1-1 G4-3	5 0 1 0 0 1 0												
Sean Casey, L (1, 3) OBP: 0.369, SLG: 0.428	2-2 F7		0-0 1B			0-0 G3			1B	5 1 2 0 0 0 0												
Ken Griffey Jr., L (1, 8) OBP: 0.329, SLG: 0.451		2-1 G3	2-2 G1-3			1-2 G3			1-1 1B	4 1 1 0 0 0 2												
Adam Dunn, L (1, 7) OBP: 0.410, SLG: 0.591		4-2 HR		1-0 F9			3-3 K		1-0 1B	3 2 1 1 1 1 0												
Joe Randa, R (1, 5) OBP: 0.369, SLG: 0.461		1-0 HR		2-2 G3			1-1 1B		1-3 1B	4 2 3 3 0 0 0												
Austin Kearns, R (1, 9) OBP: 0.318, SLG: 0.397		1-3 K		2-0 F9			1-1 F7		4-2 1B	3 1 0 0 1 1 1												
Jason LaRue, R (1, 2) OBP: 0.331, SLG: 0.353		0-0 P3			0-0 G4-3		1-3 K		0-0 6 HR	4 1 1 2 0 1 1												
39 Aaron Harang, R (1, 1) OBP: 0.038, SLG: 0.038			2-3 K			2-1 L3		1-3 K	2-3 K	2 0 0 0 0 1 0												
Jacob Cruz, L (8, PH) OBP: 0.282, SLG: 0.395										1 0 0 0 0 1 0												
25 David Weathers, R (8, 1)										0 0 0 0 0 0 0												
Luis Lopez, S (9, PH) OBP: 0.235, SLG: 0.313										1 0 0 0 0 1 2												
56 Todd Coffey, R (9, 1)										0 0 0 0 0 0 0												
Inning Stats	R: 0 E: 0 K: 1 S: 10	H: 0 LOB: 0 BB: 0 P: 15	R: 2 E: 0 K: 1 S: 9	H: 1 LOB: 0 BB: 1 P: 17	R: 0 E: 0 K: 1 S: 10	H: 2 LOB: 2 BB: 0 P: 18	R: 0 E: 0 K: 0 S: 5	H: 0 LOB: 0 BB: 0 P: 10	R: 0 E: 0 K: 0 S: 5	H: 0 LOB: 0 BB: 0 P: 9	R: 0 E: 0 K: 0 S: 6	H: 0 LOB: 0 BB: 0 P: 8	R: 0 E: 0 K: 2 S: 11	H: 1 LOB: 1 BB: 0 P: 17	R: 0 E: 0 K: 2 S: 10	H: 0 LOB: 0 BB: 0 P: 16	R: 7 E: 0 K: 1 S: 23	H: 6 LOB: 0 BB: 1 P: 35	1B: 8 2B: 0 3B: 0 HR: 2	SF: 0 SAC: 0 DP: 0 HBP: 0	WP: 0 PB: 0 SB: 0 CS: 0	PA: 39
PITCHER	IP WLS BF H R ER SO BB IBB HBP BLK WP HR S P ERA WHIP																					
Roger Clemens, R (1, 1) ERA: 1.3	8.0 L 29 4 2 2 7 1 0 0 0 0 0 1 66 110 2.25 0.625																					
John Franco, L (9, 1) ERA: 7.36	0.0 3 3 3 3 0 0 0 0 0 0 0 0 6 11 ∞ ∞																					
Russ Springer, R (9, 1) ERA: 8.62	0.1 5 3 4 4 1 1 0 0 0 0 0 1 13 19 108.00 12.000																					
Chad Qualls, R (9, 1) ERA: 5.55	0.2 2 0 0 0 0 0 0 0 0 0 0 0 4 5 0.00 0.000																					

Cincinnati Reds @ Houston Astros
Minute Maid Park, Houston, TX
Mon May 30 2005, 1:05 PM CDT
Att. 42,097 - Roof Closed - 72 F

livebaseballscorecards.com

AB	37
R	9
H	10
RBI	9
BB	2
SO	8
LOB	6



Batter	1	2	3	4	5	6	7	8	9	AB R H RBI BB SO LOB	TOP											
6 Ryan Freel, R OBP: 0.429, SLG: 0.463 (1, 9)	3-2 P4	2-1 F8			1-0 L1		2-2 G4-3 2B 1B		4-2 S BB	4 1 1 0 1 0 3												
Felipe Lopez, S OBP: 0.354, SLG: 0.556 (1, 6)	0-0 G3		0-3 K		3-1 WP HR 1B		0-2 G4-3		1-3 K	5 1 1 0 0 2 3												
Sean Casey, L OBP: 0.371, SLG: 0.435 (1, 3)	1-2 1B		0-1 F8		3-2 L7		0-2 2-H 2B			4 0 2 1 0 0 1												
Ken Griffey Jr., L OBP: 0.332, SLG: 0.473 (1, 8)	0-1 F9		3-1 2B		0-0 2-H HR		2-2 F9			4 1 2 2 0 0 2												
Adam Dunn, L OBP: 0.407, SLG: 0.581 (1, 7)		4-1 31 1B BB	1-0 F9		3-2 P5			1-3 K		3 0 0 0 1 1 1												
Joe Randa, R OBP: 0.366, SLG: 0.456 (1, 5)		2-2 F8		2-1 G5-4-3 1B		2-1 G6-3		1-3 K		4 0 1 0 0 1 1												
Rich Aurilia, R OBP: 0.220, SLG: 0.337 (1, 4)		1-1 F7		1-1 G5-4-3		0-0 G1-3		2-3 K		4 0 0 0 0 1 2												
Jason LaRue, R OBP: 0.336, SLG: 0.352 (1, 2)		0-1 31 1B 1B		4-0 BB		0-1 G6-3			0-3 K	3 0 1 0 1 1 0												
31 Matt Belisle, R OBP: 0.143, SLG: 0.143 (1, 1)		2-2 1B		0-2 F9			1-0 G4-3 6 1B		1-3 K	2 0 1 0 0 0 1												
Ricky Stone, R (6, 1)										0 0 0 0 0 0 0												
Jacob Cruz, L OBP: 0.330, SLG: 0.410 (7, PH)										1 0 1 0 0 0 0												
Jason Romano, R OBP: 0.394, SLG: 0.400 (7, PR)										0 0 0 0 0 0 0												
Ryan Wagner, R (7, 1)										0 0 0 0 0 0 0												
Austin Kearns, R OBP: 0.316, SLG: 0.395 (9, PH)		1-2 2-3 1B								1 0 0 0 0 1 0												
Inning Stats	R: 0 E: 0 K: 0 S: 10	H: 1 LOB: 1 BB: 0 P: 14	R: 0 E: 0 K: 0 S: 13	H: 2 LOB: 3 BB: 1 P: 24	R: 0 E: 0 K: 1 S: 9	H: 1 LOB: 1 BB: 0 P: 13	R: 0 E: 0 K: 0 S: 7	H: 1 LOB: 1 BB: 1 P: 14	R: 2 E: 0 K: 0 S: 11	H: 2 LOB: 0 BB: 0 P: 21	R: 0 E: 0 K: 0 S: 5	H: 0 LOB: 0 BB: 0 P: 7	R: 1 E: 0 K: 0 S: 13	H: 3 LOB: 1 BB: 0 P: 18	R: 0 E: 0 K: 3 S: 10	H: 0 LOB: 0 BB: 0 P: 14	R: 0 E: 0 K: 3 S: 12	H: 0 LOB: 1 BB: 1 P: 18	1B: 7 2B: 2 3B: 0 HR: 1	SF: 0 SAC: 0 DP: 1 HBP: 0	WP: 1 PB: 0 SB: 1 CS: 0	PA: 38
PITCHER	IP WLS BF H R ER SO BB IBB HBP BLK WP HR S P ERA WHIP																					
41 Brandon Backe, R ERA: 4.67 (1, 1)	6.2 W 29 9 3 3 1 2 0 0 0 1 1 62 103 4.05 1.650																					
John Franco, L ERA: 7.04 (7, 1)	0.1 H 2 1 0 0 0 0 0 0 0 0 0 6 8 0.00 3.000																					
Dan Wheeler, R ERA: 1.59 (8, 1)	1.0 H 3 0 0 0 3 0 0 0 0 0 0 10 14 0.00 0.000																					
54 Brad Lidge, R ERA: 3.13 (9, 1)	1.0 S 4 0 0 0 3 1 0 0 0 0 0 0 12 18 0.00 1.000																					

Cincinnati Reds @ Houston Astros
Minute Maid Park, Houston, TX
Tue May 31 2005, 7:05 PM CDT
Att. 28,535 - Cloudy - 89 F

livebaseballscorecards.com

AB	35
R	3
H	10
RBI	3
BB	3
SO	7
LOB	14



Batter	1	2	3	4	5	6	7	8	9
Willy Taveras, R OBP: 0.299, SLG: 0.333 (1, 8)	0-0 G4-3		0-1 G4-3		1-0 1B 17 2B 1B		0-1 G3		
Todd Self, L OBP: 0.243, SLG: 0.361 (1, 9)	2-2 F8			0-0 F8	1-2 17 2B 1B		0-0 G3		
Craig Biggio, R OBP: 0.342, SLG: 0.514 (1, 4)	3-3 K			1-2 G4-3	0-0 F6		3-2 G6-3		
4 Eric Bruntlett, R OBP: 0.250, SLG: 0.280 (9, 4)									
17 Lance Berkman, S OBP: 0.337, SLG: 0.325 (1, 7)		4-1 BB		2-0 1B BB 1B	1-2 1-H 2-H 2B		2-1 G3		
Morgan Ensberg, R OBP: 0.383, SLG: 0.515 (1, 5)		0-0 F9		4-1 1B BB		2-3 K	0-1 G5-3		
Mike Lamb, L OBP: 0.257, SLG: 0.380 (1, 3)		3-2 P6		0-0 1B	1-3 2-H	1-2 G3	1-0 G6-3		
28 Adam Everett, R OBP: 0.282, SLG: 0.394 (1, 6)		1-0 G5-3		0-0 G1-3		2-1 HR			
Brad Ausmus, R OBP: 0.325, SLG: 0.296 (1, 2)			1-1 G5-3		3-3 K	3-2 41 FC6-4 1B			
41 Brandon Backe, R OBP: 0.333, SLG: 0.364 (1, 1)			2-1 G5-3		0-0 1B 1B	0-1 FC6-4			
John Franco, L (7, 1)									
Dan Wheeler, R (8, 1)									
54 Brad Lidge, R (9, 1)									

Inning Stats	R: 0	H: 0	E: 0	K: 1	S: 7	R: 0	H: 0	E: 0	K: 0	S: 7	R: 0	H: 0	E: 0	K: 0	S: 6	R: 1	H: 2	E: 0	K: 0	S: 8	R: 2	H: 4	E: 0	K: 1	S: 13	R: 1	H: 2	E: 0	K: 1	S: 13	R: 0	H: 0	E: 0	K: 0	S: 6	R: 0	H: 0	E: 0	K: 0	S: 5
	LOB: 0	BB: 0	P: 12	LOB: 1	BB: 1	P: 15	LOB: 0	BB: 0	P: 9	LOB: 2	BB: 1	P: 15	LOB: 2	BB: 0	P: 19	LOB: 1	BB: 0	P: 21	LOB: 0	BB: 0	P: 8	LOB: 0	BB: 0	P: 8	LOB: 0	BB: 0	P: 8	LOB: 0	BB: 0	P: 8	LOB: 0	BB: 0	P: 8	LOB: 0	BB: 0	P: 8	LOB: 0	BB: 0	P: 8	

PITCHER	IP	WLS	BF	H	R	ER	SO	BB	IBB	HBP	BLK	WP	HR	S	P	ERA	WHIP
31 Matt Belisle, R ERA: 4.76 (1, 1)	5.0	L	22	6	3	3	2	2	0	0	0	0	0	41	70	5.40	1.600
Ricky Stone, R ERA: 3.94 (6, 1)	1.0		5	2	1	1	1	0	0	0	0	0	1	13	21	9.00	2.000
Ryan Wagner, R ERA: 3.54 (7, 1)	2.0		6	0	0	0	0	0	0	0	0	0	0	11	17	0.00	0.000

BOTTOM

Cincinnati Reds @ Houston Astros
Minute Maid Park, Houston, TX

Tue May 31 2005, 7:05 PM CDT
Att. 28,535 - Cloudy - 89 F

AB	R	H	RBI	BB	SO	LOB
4	1	1	0	0	0	0
4	0	1	1	0	0	0
4	0	0	0	0	1	2
0	0	0	0	0	0	0
3	1	2	1	1	0	0
3	0	0	0	1	1	1
4	0	1	1	0	0	1
3	1	1	1	0	0	3
3	0	1	0	0	1	0
3	1	1	0	0	0	1
0	0	0	0	0	0	0
0	0	0	0	0	0	0
0	0	0	0	0	0	0

AB	31
R	4
H	8
RBI	4
BB	2
SO	3
LOB	8

WP: 0 PA: 33
PB: 0
SB: 0
CS: 0



PITCHER	IP	WLS	BF	H	R	ER	SO	BB	IBB	HBP	BLK	WP	HR	S	P	ERA	WHIP
31 Matt Belisle, R ERA: 4.76 (1, 1)	5.0	L	22	6	3	3	2	2	0	0	0	0	0	41	70	5.40	1.600
Ricky Stone, R ERA: 3.94 (6, 1)	1.0		5	2	1	1	1	0	0	0	0	0	1	13	21	9.00	2.000
Ryan Wagner, R ERA: 3.54 (7, 1)	2.0		6	0	0	0	0	0	0	0	0	0	0	11	17	0.00	0.000

Batter	1	2	3	4	5	6	7	8	9	AB R H RBI BB SO LOB	TOP									
6 Ryan Freel, R (1, 4) OBP: 0.425, SLG: 0.464	3-2 F8			2-1 G5-3		0-1 2B		2-3 K		4 0 1 0 0 1 0										
Felipe Lopez, S (1, 6) OBP: 0.352, SLG: 0.555	1-2 G6-3			1-2 1B 2B		0-0 FC1-6-5-4-1 2-3		0-2 G6-3		4 1 1 0 0 0 1										
Sean Casey, L (1, 3) OBP: 0.369, SLG: 0.431	2-1 G6-3			1-0 1B		1-2 F8		1-1 L8		4 0 1 0 0 0 1										
Ken Griffey Jr., L (1, 8) OBP: 0.335, SLG: 0.471				0-0 1B		0-3 K		4-2 BB		3 0 1 1 1 1 1										
Adam Dunn, L (1, 7) OBP: 0.404, SLG: 0.571				4-1 BB		1-3 K		0-1 F9		3 0 0 0 1 1 1										
Joe Randa, R (1, 5) OBP: 0.361, SLG: 0.448				1-2 BB		0-1 G3-1				3 0 0 0 0 0 3										
Austin Kearns, R (1, 9) OBP: 0.311, SLG: 0.387				0-0 G4-6-3		3-2 G6-3		1-2 G4-3		3 0 0 0 0 1 0										
Javier Valentin, S (1, 2) OBP: 0.299, SLG: 0.286				1-2 L9		0-0 L8		2-3 K		3 0 0 0 0 0 0										
Ramon Ortiz, R (1, 1)				2-1 G6-3		0-3 K		2-3 K		2 0 0 0 0 1 0										
Kent Mercker, L (7, 1)										0 0 0 0 0 0 0										
Jacob Cruz, L (8, PH)										1 0 0 0 0 1 0										
25 David Weathers, R (8, 1)										0 0 0 0 0 0 0										
Inning Stats	R: 0 E: 0 K: 0 S: 9	H: 0 LOB: 0 BB: 0 P: 15	R: 0 E: 0 K: 0 S: 6	H: 0 LOB: 0 BB: 0 P: 11	R: 0 E: 0 K: 0 S: 8	H: 0 LOB: 0 BB: 0 P: 11	R: 1 E: 0 K: 0 S: 9	H: 3 LOB: 2 BB: 1 P: 17	R: 0 E: 0 K: 1 S: 10	H: 1 LOB: 1 BB: 0 P: 11	R: 0 E: 0 K: 1 S: 8	H: 0 LOB: 0 BB: 0 P: 12	R: 0 E: 0 K: 2 S: 12	H: 0 LOB: 0 BB: 0 P: 17	R: 0 E: 0 K: 0 S: 11	H: 0 LOB: 1 BB: 1 P: 16	1B: 2 2B: 2 3B: 0 HR: 0	SF: 0 SAC: 0 DP: 1 HBP: 0	WP: 0 PB: 0 SB: 0 CS: 0	PA: 32
PITCHER	IP WLS BF H R ER SO BB IBB HBP BLK WP HR S P ERA WHIP																			
44 Roy Oswalt, R (1, 1) ERA: 3.06	7.0 W 25 4 1 1 4 1 0 0 0 0 0 0 57 86 1.29 0.714																			
Dan Wheeler, R (8, 1) ERA: 1.52	1.0 H 3 0 0 0 2 0 0 0 0 0 0 0 12 17 0.00 0.000																			
54 Brad Lidge, R (9, 1) ERA: 3.0	1.0 S 4 0 0 0 0 1 0 0 0 0 0 0 11 16 0.00 1.000																			

Cincinnati Reds @ Houston Astros
Minute Maid Park, Houston, TX
Wed Jun 01 2005, 7:05 PM CDT
Att: 31,571 - Partly Cloudy - 86 F

livebaseballscorecards.com

AB 30
R 1
H 4
RBI 1
BB 2
SO 6
LOB 7



Batter	1	2	3	4	5	6	7	8	9
Willy Taveras, R OBP: 0.303, SLG: 0.337 (1, 8)	1-2 1B BB SF8 1B		1-0 F8		1-3 K		0-0 16 2B 1B		
Todd Self, L OBP: 0.250, SLG: 0.342 16 Jason Lane, R OBP: 0.272, SLG: 0.401 Brad Ausmus, R OBP: 0.325, SLG: 0.296 (7, PH) (8, 2)	1-2 1B BB		1-2 G4-3			0-0 G4-3	0-1 1-H 2-H 2B		
Craig Biggio, R OBP: 0.345, SLG: 0.511 Dan Wheeler, R (8, 1) 54 Brad Lidge, R (9, 1)	0-1 1B		1-3 K			1-2 F7	4-2 17 FC4-6 BB		
17 Lance Berkman, S OBP: 0.344, SLG: 0.363 (1, 3)	2-3 K			2-2 HR		4-0 1B BB	0-0 FC4-6		
Morgan Ensberg, R OBP: 0.381, SLG: 0.512 (1, 5)	1-2 SF8			2-0 G5-3		2-1 1B	0-0 F9		
2 Chris Burke, R OBP: 0.245, SLG: 0.224 (1, 7)	1-1 F9			3-2 G4-3		2-3 K	1-2 F8		
28 Adam Everett, R OBP: 0.286, SLG: 0.393 (1, 6)				3-2 K			0-0 F8		
Raul Chavez, R OBP: 0.215, SLG: 0.250 Orlando Palmeiro, L OBP: 0.369, SLG: 0.414 (7, PH) (8, 9)						0-0 F9	SAFE 1-3 K		
44 Roy Oswalt, R OBP: 0.160, SLG: 0.125 Jose Vizcaino, S OBP: 0.297, SLG: 0.353 (7, PH) (8, 4)						2-1 G4-3	0-3 K		

AB	R	H	RBI	BB	SO	LOB
4	2	2	0	0	1	0
2	0	0	0	1	0	0
1	0	1	2	0	0	0
0	0	0	0	0	0	0
3	0	1	0	1	1	0
0	0	0	0	0	0	0
0	0	0	0	0	0	0
3	1	1	1	1	1	5
3	0	1	1	0	0	0
4	0	0	0	0	1	4
3	1	1	0	0	1	0
2	0	0	0	0	0	1
1	0	0	0	0	1	1
2	0	0	0	0	0	0
1	0	0	0	0	1	1


AB	R	H	RBI	BB	SO	LOB
29	4	7	4	3	7	12

Inning Stats	R: 1	H: 2	E: 0	K: 1	S: 20	R: 0	H: 0	E: 0	K: 0	S: 3	R: 0	H: 0	E: 0	K: 1	S: 9	R: 1	H: 1	E: 0	K: 1	S: 12	R: 0	H: 0	E: 0	K: 1	S: 7	R: 0	H: 1	E: 0	K: 1	S: 9	R: 2	H: 3	E: 0	K: 2	S: 14	R: 0	H: 0	E: 0	K: 0	S: 5
	0	2	0	1	29	0	0	0	0	9	0	0	0	0	12	0	1	0	0	22	0	0	0	0	10	0	1	0	2	1	0	3	0	21	0	0	0	6		

Cincinnati Reds @ Houston Astros
Minute Maid Park, Houston, TX
Wed Jun 01 2005, 7:05 PM CDT
Att. 31,571 - Partly Cloudy - 86 F

livebaseballscorecards.com

WP: 0 PA: 34
PB: 0
SB: 0
CS: 0



PITCHER	IP	WLS	BF	H	R	ER	SO	BB	IBB	HBP	BLK	WP	HR	S	P	ERA	WHIP
Ramon Ortiz, R ERA: 5.23 (1, 1)	6.2	L	28	6	4	4	7	2	0	1	0	0	1	68	111	5.40	1.200
Kent Mercker, L ERA: 2.28 (7, 1)	0.1		3	1	0	0	0	1	0	0	0	0	0	6	10	0.00	6.000
25 David Weathers, R ERA: 4.6 (8, 1)	1.0		3	0	0	0	0	0	0	0	0	0	0	5	6	0.00	0.000

Batter	1	2	3	4	5	6	7	8	9	AB R H RBI BB SO LOB	TOP	
6 Ryan Freel, R OBP: 0.413, SLG: 0.448 (1, 8)	3-1 G6-3		2-2 F9		2-1 L9		3-2 G5-3	1-3 K		5 0 0 0 0 1 2	Cincinnati Reds @ Colorado Rockies Coors Field, Denver, CO Fri Jun 03 2005, 7:05 PM MDT Att. 20,035 - Rain - 49 F	
Felipe Lopez, S OBP: 0.347, SLG: 0.540 (1, 6)	2-1 F7		0-3 K		0-0 F8		4-2 FC1-6 BB	3-1 F7		4 0 0 0 1 1 2		
Sean Casey, L OBP: 0.370, SLG: 0.424 (1, 3)	4-1 1B BB		1-1 G6-3		4-2 BB		2-2 FC1-6 1-2f		2-2 G1-3	3 0 0 0 2 0 1		
Austin Kearns, R OBP: 0.319, SLG: 0.419 (1, 9)	2-0 1-2 1B			0-0 HR	2-3 K		0-2 G5-3		2-2 G6-3 2B	5 1 3 1 0 1 2		
Joe Randa, R OBP: 0.357, SLG: 0.441 (1, 5)	0-2 G4-3			1-2 K		1-1 G6-3		0-2 WP 1B 1B	0-1 G6-3 2-3	5 1 1 0 0 1 3		
Rich Aurilia, R OBP: 0.228, SLG: 0.361 (1, 4)		1-0 F9		1-3 K		1-1 HR		4-2 1B WP E BB	1-0 F8	4 2 1 1 1 1 1		
Jason LaRue, R OBP: 0.340, SLG: 0.352 (1, 2)		0-0 F9		4-2 HBP BB		1-2 E4 FC5-4		3-2 E 1B		3 0 1 1 1 0 0		
Jason Romano, R OBP: 0.400, SLG: 0.462 (1, 7)		0-1 2B		2-2 1-2 HBP		3-2 FC5-4 1-2f		2-1 E6 1-2 3-H		3 0 1 1 0 0 2		
22 Eric Milton, L OBP: 0.227, SLG: 0.409 (8, PH)		2-3 K		2-2 G4-3		SAFE 3-3 K		2-3 K		2 0 0 0 0 1 3 1 0 0 0 0 1 1 0 0 0 0 0 0 0 0 0 0 0 0 0 0 1 0 0 0 0 1 2 0 0 0 0 0 0 0		
26 Jeff Francis, L ERA: 5.03 (1, 1)	IP 6.0 WLS W BF 27 H 4 R 2 ER 2 SO 6 BB 3 IBB 0 HBP 1 BLK 0 WP 0 HR 2 S 63 P 107 ERA 3.00 WHIP 1.167		R: 0 H: 1 E: 0 LOB: 2 K: 0 BB: 1 S: 10 P: 21	R: 0 H: 1 E: 0 LOB: 1 K: 1 BB: 0 S: 7 P: 10	R: 0 H: 0 E: 0 LOB: 0 K: 1 BB: 0 S: 9 P: 12	R: 1 H: 1 E: 0 LOB: 2 K: 2 BB: 1 S: 16 P: 26	R: 0 H: 0 E: 0 LOB: 1 K: 1 BB: 1 S: 8 P: 16	R: 1 H: 1 E: 1 LOB: 1 K: 1 BB: 0 S: 13 P: 22	R: 0 H: 0 E: 1 LOB: 1 K: 0 BB: 1 S: 12 P: 21	R: 2 H: 2 E: 1 LOB: 2 K: 2 BB: 1 S: 18 P: 33		R: 0 H: 1 E: 0 LOB: 1 K: 0 BB: 0 S: 7 P: 10
49 Byung-Hyun Kim, R ERA: 7.04 (7, 1)	IP 1.0 WLS W BF 8 H 2 R 2 ER 2 SO 0 BB 2 IBB 0 HBP 0 BLK 0 WP 2 HR 0 S 22 P 40 ERA 18.00 WHIP 4.000											
Marcos Carvajal, R ERA: 3.48 (8, 1)	IP 2.0 WLS W BF 7 H 1 R 0 ER 0 SO 2 BB 0 IBB 0 HBP 0 BLK 0 WP 0 HR 1 S 15 P 24 ERA 0.00 WHIP 0.500											

livebaseballscorecards.com

AB	36
R	4
H	7
RBI	4
BB	5
SO	8
LOB	19



Batter	1	2	3	4	5	6	7	8	9
12 Clint Barnes, R OBP: 0.374, SLG: 0.512 (1, 6)	1-1 G5-3	2-1 FC6-4 1B		3-2 P5				4-2 1B BB	
Luis Gonzalez, R OBP: 0.351, SLG: 0.446 (1, 3)	1-0 G6-3	1-2 FC6-4 1B		3-2 F8		0-0 1B 5 1B SF9	0-3 K	1-1 1B	
5 Matt Holliday, R OBP: 0.360, SLG: 0.459 (1, 7)	4-2 2B BB	1-1 FC6-4		0-0 F9		1-2 1B 27 2B 1B	1-2 HR	0-1 F9	
Preston Wilson, R OBP: 0.327, SLG: 0.520 (1, 8)	2-1 1-3 2B	0-0 L5			1-0 HR	2-1 27 2B FC3-2 1B	2-0 HR		
Dustan Mohr, R OBP: 0.270, SLG: 0.515 (1, 9)	4-2 BB			2-1 3B		2-2 27 2B 1B	0-0 L8		
27 Garrett Atkins, R OBP: 0.365, SLG: 0.434 (1, 5)	2-2 G6-3			3-2 G1-3		0-0 G4-3 1-H 2B	1-2 FC3-2 11 1B 2B	1-2 1B	
Desi Relaford, S OBP: 0.396, SLG: 0.433 (1, 4)		0-2 26 SH5-4 12 1B BB 1B		0-0 P5		3-2 G4-3	4-0 11 FC3-2 1B IBB	0-0 F9	
JD Closser, S OBP: 0.304, SLG: 0.258 (1, 2)		4-2 26 SH5-4 12 1B BB		4-0 26 S IBB		0-3 K	0-0 FC3-2 11 1B 12 2B	2-2 F8	
26 Jeff Francis, L OBP: 0.083, SLG: 0.043 (1, 1)		1-0 SH5-4		2-3 K		0-0 G4-3	1-0 12 2B 1B	3-2 F7	
11 Brad Hawpe, L OBP: 0.347, SLG: 0.459 (6, PH)									
49 Byung-Hyun Kim, R OBP: 0.347, SLG: 0.459 (7, 1)									
Marcos Carvajal, R OBP: 0.400, SLG: 0.400 (8, 1)		1-2 2-3		1-2 K					
Eddy Garabito, S OBP: 0.400, SLG: 0.400 (8, 4)									

Inning Stats	R: 0 E: 0 K: 0 S: 14	H: 1 LOB: 3 BB: 2 P: 28	R: 2 E: 0 K: 0 S: 16	H: 3 LOB: 2 BB: 1 P: 25	R: 0 E: 0 K: 1 S: 10	H: 1 LOB: 2 BB: 1 P: 21	R: 0 E: 0 K: 0 S: 8	H: 0 LOB: 0 BB: 0 P: 14	R: 2 E: 0 K: 1 S: 15	H: 3 LOB: 1 BB: 0 P: 21	R: 6 E: 0 K: 0 S: 19	H: 7 LOB: 2 BB: 1 P: 30	R: 2 E: 0 K: 1 S: 15	H: 3 LOB: 1 BB: 0 P: 19	R: 0 E: 0 K: 0 S: 14	H: 1 LOB: 2 BB: 1 P: 24
--------------	-------------------------------	----------------------------------	-------------------------------	----------------------------------	-------------------------------	----------------------------------	------------------------------	----------------------------------	-------------------------------	----------------------------------	-------------------------------	----------------------------------	-------------------------------	----------------------------------	-------------------------------	----------------------------------

PITCHER	IP	WLS	BF	H	R	ER	SO	BB	IBB	HBP	BLK	WP	HR	S	P	ERA	WHIP
22 Eric Milton, L ERA: 7.06 (1, 1)	5.0	L	27	8	4	4	2	3	1	0	0	0	1	63	109	7.20	2.200
Ryan Wagner, R ERA: 5.34 (6, 1)	0.2		9	6	6	6	0	0	1	0	0	0	0	18	27	81.00	9.000
Ricky Stone, R ERA: 4.67 (6, 1)	1.1		7	4	2	2	1	0	0	0	0	0	1	16	22	13.50	3.000
54 Elizardo Ramirez, R ERA: 6.75 (8, 1)	1.0		5	1	0	0	0	1	0	0	0	0	0	14	24	0.00	2.000

AB	R	H	RBI	BB	SO	LOB
5	1	3	3	1	0	0
6	1	3	0	0	1	0
5	2	2	1	1	0	4
5	2	4	3	0	0	2
3	1	2	1	1	0	0
5	1	3	2	0	0	4
4	2	1	0	1	0	3
3	2	0	0	2	1	4
2	0	0	0	0	1	3
1	0	1	2	0	0	0
0	0	0	0	0	0	0
0	0	0	0	0	0	0
1	0	0	0	0	0	0

WP	PA	ERA	WHIP
0	48		
0			
0			

Cincinnati Reds @ Colorado Rockies
Coors Field, Denver, CO
 Fri Jun 03 2005, 7:05 PM MDT
 Att. 20,035 - Rain - 49 F

AB	40
R	12
H	19
RBI	12
BB	6
SO	3
LOB	20



Batter	1	2	3	4	5	6	7	8	9	AB R H RBI BB SO LOB	TOP											
Felipe Lopez, S (1, 6) OBP: 0.355, SLG: 0.542	0-0 CS 1B	3-2 1B		1-1 1B		0-1 F8		1-3 K		5 0 3 0 0 1 2												
Joe Randa, R (1, 5) OBP: 0.358, SLG: 0.456	1-2 SAFE SAFE SAFE 1-2 HR	0-3 SAFE SAFE K		1-2 SAFE SAFE 1B		2-1 F8		0-1 L4		5 1 2 1 0 1 3												
Sean Casey, L (1, 3) OBP: 0.370, SLG: 0.421	4-2 1B BB	1-1 SAFE 1B		0-0 F8		0-1 F9		1-2 L5		4 1 1 0 1 0 4												
Ken Griffey Jr., L (1, 8) OBP: 0.336, SLG: 0.472	3-3 K	0-0 G3			0-0 1B 2B		4-2 BB BB		2-3 K	4 0 1 0 1 2 3												
Adam Dunn, L (1, 7) OBP: 0.404, SLG: 0.563	2-2 HBP 1B 1B		3-1 G4-3		3-3 K		4-1 BB BB		2-3 K	4 1 1 0 1 2 1												
Austin Kearns, R (1, 9) OBP: 0.316, SLG: 0.409	1-2 1B 2B HBP		1-1 F9		2-0 F9		0-0 G6-3		0-1 G4-3	4 1 0 0 0 0 3												
Rich Aurilia, R (1, 4) OBP: 0.246, SLG: 0.402	2-1 2B 1B		0-1 G6-3		0-0 1B			3-1 HR		4 1 3 3 0 0 0												
Jason LaRue, R (1, 2) OBP: 0.345, SLG: 0.359	0-1 1-H 3-H 2B			0-0 G5-3		0-2 G3		3-2 BB HBP		3 0 1 1 0 0 0												
39 Aaron Harang, R (1, 1) OBP: 0.034, SLG: 0.034 56 Todd Coffey, R (6, 1) Kent Mercker, L (7, 1) Jacob Cruz, L (8, PH) Jason Romano, R (8, PR) 25 David Weathers, R (8, 1)		2-1 L8		1-3 K		2-2 G6-3		4-2 BB		3 0 0 0 0 0 1 0 1 0 0 0 0 0 0 0 0 0 0 0 0 0 0 0 0 0 0												
Inning Stats	R: 4 E: 0 K: 1 S: 21	H: 5 LOB: 2 BB: 1 P: 34	R: 0 E: 0 K: 1 S: 12	H: 2 LOB: 2 BB: 0 P: 18	R: 0 E: 0 K: 0 S: 6	H: 0 LOB: 0 BB: 0 P: 10	R: 0 E: 0 K: 1 S: 10	H: 2 LOB: 2 BB: 0 P: 13	R: 0 E: 0 K: 1 S: 6	H: 2 LOB: 2 BB: 0 P: 11	R: 0 E: 0 K: 0 S: 8	H: 0 LOB: 0 BB: 0 P: 10	R: 0 E: 0 K: 0 S: 13	H: 0 LOB: 2 BB: 2 P: 23	R: 1 E: 0 K: 1 S: 14	H: 1 LOB: 2 BB: 1 P: 26	R: 0 E: 0 K: 2 S: 10	H: 0 LOB: 0 BB: 0 P: 14	1B: 8 2B: 2 3B: 0 HR: 2	SF: 0 SAC: 0 DP: 0 HBP: 2	WP: 0 PB: 0 SB: 0 CS: 1	PA: 42
PITCHER	IP WLS BF H R ER SO BB IBB HBP BLK WP HR S P ERA WHIP												PITCHER	IP WLS BF H R ER SO BB IBB HBP BLK WP HR S P ERA WHIP								
Jamey Wright, R (1, 1) ERA: 6.35	6.0 W 28 11 4 4 4 1 0 1 0 0 1 63 96 6.00 2.000																					
Matt Anderson, R (7, 1) ERA: 7.36	1.0 H 5 0 0 0 0 2 0 0 0 0 0 0 13 23 0.00 2.000																					
Jay Witasick, R (8, 1) ERA: 3.2	1.0 H 6 1 1 1 1 1 0 1 0 0 0 1 14 26 9.00 2.000																					
40 Brian Fuentes, L (9, 1) ERA: 2.81	1.0 S 3 0 0 0 0 2 0 0 0 0 0 0 10 14 0.00 0.000																					

Cincinnati Reds @ Colorado Rockies
Coors Field, Denver, CO
 Sat Jun 04 2005, 6:05 PM MDT
 Att. 20,561 - Cloudy - 57 F

AB	36
R	5
H	12
RBI	5
BB	4
SO	7
LOB	16



Batter	1	2	3	4	5	6	7	8	9
12 Clint Barnes, R OBP: 0.374, SLG: 0.509 (1, 6)	3-2 G4-3		1-3 K			1-2 1B		2-2 G4-3	
Desi Relaford, S OBP: 0.400, SLG: 0.446 (1, 4) (9, 5)	1-2 G1-3			1-0 F7		1-0 1B			
17 Todd Helton, L OBP: 0.385, SLG: 0.412 (1, 3)	1-1 F8			3-3 K		1-0 FC4-6 1B	1-3 K		
Preston Wilson, R OBP: 0.331, SLG: 0.516 (1, 8)		1-0 1B		4-2 11B BB		2-2 FC4-6 5 F9 11 BB 1B	1-0 L9		
11 Brad Hawpe, L OBP: 0.351, SLG: 0.457 (1, 9)		0-3 K		0-1 1B		4-1 27B BB	3-2 G4-3		
5 Matt Holliday, R OBP: 0.358, SLG: 0.460 (1, 7)		2-3 K		0-0 P4		2-2 F9		3-2 27E SF9 2B	
27 Garrett Atkins, R OBP: 0.361, SLG: 0.427 40 Brian Fuentes, L (9, 1)		1-3 K			1-0 F9	1-0 2B 1B		0-0 E6	
JD Closser, S OBP: 0.303, SLG: 0.267 (1, 2)			2-1 G4-3		1-2 G4-3	3-2 18B 2B		0-1 P6	
Jamey Wright, R OBP: 0.359, SLG: 0.430 18 Cory Sullivan, L OBP: 0.359, SLG: 0.430 Matt Anderson, R Jay Witasick, R Luis Gonzalez, R OBP: 0.346, SLG: 0.446 (1, 1) (6, PH) (7, 1) (8, 1) (8, PH) (9, 4)			2-3 K		0-3 K	3-2 12B 1B 1B		0-0 SF9	

Inning Stats	R: 0	H: 0	E: 0	K: 9	S: 9	R: 0	H: 1	E: 0	K: 3	S: 10	R: 0	H: 0	E: 0	K: 2	S: 8	R: 0	H: 1	E: 0	K: 1	S: 11	R: 0	H: 0	E: 0	K: 1	S: 8	R: 6	H: 8	E: 0	K: 0	S: 27	R: 0	H: 0	E: 0	K: 1	S: 8	R: 1	H: 1	E: 1	K: 0	S: 11
	LOB: 0	BB: 14	LOB: 1	BB: 0	P: 14	LOB: 0	BB: 0	LOB: 0	BB: 0	P: 14	LOB: 2	BB: 1	LOB: 0	BB: 0	P: 10	LOB: 2	BB: 1	LOB: 0	BB: 0	P: 10	LOB: 0	BB: 0	LOB: 0	BB: 0	P: 13	LOB: 0	BB: 0	LOB: 0	BB: 0	P: 13	LOB: 1	BB: 1	LOB: 1	BB: 0	P: 16					

PITCHER	IP	WLS	BF	H	R	ER	SO	BB	IBB	HBP	BLK	WP	HR	S	P	ERA	WHIP
39 Aaron Harang, R ERA: 3.48 (1, 1)	5.2	L	26	7	6	6	7	2	0	0	0	0	0	62	100	9.53	1.588
56 Todd Coffey, R ERA: 6.28 (6, 1)	0.1		3	3	0	0	0	0	0	0	0	0	0	11	18	0.00	9.000
Kent Mercker, L ERA: 2.19 (7, 1)	1.0		3	0	0	0	1	0	0	0	0	0	0	8	13	0.00	0.000
25 David Weathers, R ERA: 4.45 (8, 1)	1.0		5	1	1	0	0	0	0	0	0	0	0	11	16	0.00	1.000

BOTTOM

AB R H RBI BB SO LOB

5	1	2	0	0	1	1
4	1	2	1	0	0	0
4	0	1	1	0	2	0
3	1	1	0	1	0	1
3	1	1	0	1	1	1
4	1	1	0	0	1	5
4	1	1	1	0	1	2
0	0	0	0	0	0	0
4	1	1	2	0	0	2
2	0	0	0	0	2	0
1	0	1	1	0	0	0
0	0	0	0	0	0	0
0	0	0	0	0	0	0
0	0	0	1	0	0	0

livebaseballscorecards.com

AB 34
R 7
H 11
RBI 7
BB 2
SO 8
LOB 12

WP: 0 PA: 37
PB: 0
SB: 0
CS: 0



Cincinnati Reds @ Colorado Rockies
Coors Field, Denver, CO
Sat Jun 04 2005, 6:05 PM MDT
Att. 20,561 - Cloudy - 57 F

Batter	1	2	3	4	5	6	7	8	9	AB R H RBI BB SO LOB	TOP																									
Felipe Lopez, S (1, 6) OBP: 0.362, SLG: 0.544	1-1 BB 1B BB	0-1 G1-3		3-1 1B 1B		0-0 G3		0-0 WP 1B		5 1 3 1 0 0 0																										
Joe Randa, R (1, 5) OBP: 0.364, SLG: 0.460	2-0 BB 1-2 1B		1-1 HR 1B	0-1 G3-6 1B		3-2 P3		2-0 L3		5 1 3 0 0 0 3																										
Sean Casey, L (1, 3) OBP: 0.376, SLG: 0.442	4-0 BB 1-2 2-3 BB		0-0 HR 1B	2-1 G3-6 1B			2-1 1B G6-3 2B	0-1 FC5-2 WP		4 2 2 2 1 0 5																										
Ken Griffey Jr., L (1, 8) OBP: 0.338, SLG: 0.467	2-1 L3		2-2 G6-3 1B		2-1 G4-3		4-1 G6-3 1B BB	2-3 K		4 1 1 0 1 1 5																										
Adam Dunn, L (1, 7) OBP: 0.408, SLG: 0.562	4-2 BB 1-2 2-3 3-H BB		0-0 P5		3-2 FC6-4 1B		2-1 G6-3 1B		2-1 G3	4 0 2 1 1 0 1																										
Austin Kearns, R (1, 9) OBP: 0.307, SLG: 0.396	2-3 K		3-2 G6-3		2-1 FC6-4 BB		1-1 G6-3		2-3 K	5 0 0 0 0 2 7																										
Rich Aurilia, R (1, 4) OBP: 0.252, SLG: 0.397	1-3 K		2-2 1B		4-1 BB		2-3 K		0-3 K	4 0 1 1 1 3 4																										
Javier Valentin, S (1, 2) OBP: 0.296, SLG: 0.283		1-1 G3-1	1-1 P6		3-2 F8			1-0 BB 1B		4 1 1 0 0 0 3																										
Brandon Claussen, R (1, 1) Ryan Wagner, R (6, 1) Jacob Cruz, L (8, PH) Luis Lopez, S (8, PR) 25 David Weathers, R (8, 1)		3-2 G5-3		1-3 K		1-3 K		4-1 1B FC5-2 BB		3 0 0 0 0 2 0 0 0 0 0 0 0 0 0 0 0 0 1 0 0 0 0 0 0 0 0 0 0 0 0 0 0 0 0																										
Inning Stats	R: 1 E: 0 K: 2 S: 16	H: 2 LOB: 3 BB: 2 P: 32	R: 0 E: 0 K: 0 S: 8	H: 0 LOB: 0 BB: 0 P: 12	R: 3 E: 0 K: 0 S: 16	H: 4 LOB: 1 BB: 0 P: 25	R: 0 E: 0 K: 1 S: 9	H: 2 LOB: 1 BB: 0 P: 15	R: 0 E: 0 K: 0 S: 15	H: 1 LOB: 2 BB: 1 P: 29	R: 0 E: 0 K: 1 S: 8	H: 0 LOB: 0 BB: 0 P: 12	R: 1 E: 0 K: 1 S: 10	H: 2 LOB: 1 BB: 1 P: 21	R: 1 E: 0 K: 1 S: 10	H: 2 LOB: 3 BB: 1 P: 19	R: 0 E: 0 K: 2 S: 9	H: 0 LOB: 0 BB: 0 P: 13	1B: 11 2B: 1 3B: 0 HR: 1	SF: 0 SAC: 0 DP: 2 HBP: 0	WP: 1 PB: 0 SB: 0 CS: 0	PA: 43														
PITCHER	IP WLS BF H R ER SO BB IBB HBP BLK WP HR S P ERA WHIP																																			
Jason Jennings, R (1, 1) ERA: 5.93	5.0		26	9	4	4	3	3	0	0	0	0	1	64	113	7.20	2.400																			
David Cortes, R (6, 1) ERA: 4.66	1.0		3	0	0	0	1	0	0	0	0	0	0	8	12	0.00	0.000																			
Bobby Seay, L (7, 1) ERA: 9.0	0.0		3	2	1	1	0	1	0	0	0	0	0	5	13	∞	∞																			
Blaine Neal, R (7, 1) ERA: 7.32	1.1	W	6	2	1	1	1	1	0	0	0	0	0	9	19	6.75	2.250																			
40 Brian Fuentes, L (8, 1) ERA: 2.63	1.2	S	5	0	0	0	3	0	0	0	0	1	0	15	21	0.00	0.000																			

Cincinnati Reds @ Colorado Rockies
Coors Field, Denver, CO
 Sun Jun 05 2005, 1:05 PM MDT
 Att. 24,426 - Sunny - 70 F

livebaseballscorecards.com

AB	38
R	6
H	13
RBI	5
BB	5
SO	8
LOB	28



Tampa Bay Devil Rays @ Cincinnati Reds
Great American Ball Park, Cincinnati, OH

Tue Jun 07 2005, 7:10 PM EDT
Att. 17,172 - Cloudy - 78 F

AB	37
R	7
H	10
RBI	7
BB	3
SO	10
LOB	12



WP:	0	PA:	40
PB:	0		
SB:	1		
CS:	0		

Batter	1	2	3	4	5	6	7	8	9	AB R H RBI BB SO LOB
13 Carl Crawford, L (1, 7) OBP: 0.309, SLG: 0.417	0-2 F7	0-0 HR		1-3 K			0-1 G3		0-3 K	5 1 1 3 0 2 1
Julio Lugo, R (1, 6) OBP: 0.322, SLG: 0.364	2-2 P4	1-0 F8		1-0 B1-3			1-0 1B		4-0 G3 BB	4 0 1 0 1 0 0
Aubrey Huff, L (1, 9) OBP: 0.330, SLG: 0.373	4-1 S BB	3-1 3 1B BB 1B		3-0 P3			1-0 F7		1-1 G3	4 1 1 0 1 0 3
Travis Lee, L (1, 3) OBP: 0.345, SLG: 0.350 Eduardo Perez, R (9, PH) OBP: 0.313, SLG: 0.452 Alex Sanchez, L (9, PH) OBP: 0.378, SLG: 0.472	3-3 K	4-1 3 1B BB		1-3 K			3-3 SAFE SAFE K		0-1 G2-3	3 0 0 0 1 3 2 0 0 0 0 0 0 0 1 0 0 0 0 0 2
3 Jorge Cantu, R (1, 5) OBP: 0.305, SLG: 0.437		1-1 2B 2B		1-3 K			1-2 G5-3			4 1 2 1 0 1 0
Reggie Taylor, L (1, 8) OBP: 0.333, SLG: 0.667 Damon Hollins, R (8, PH) OBP: 0.365, SLG: 0.568 (8, 8)		1-2 1B 2B		2-1 G3			1-3 K			3 1 1 1 0 1 2 1 0 0 0 0 1 0
Toby Hall, R (1, 2) OBP: 0.356, SLG: 0.464		2-1 FC1-5 1B 2-3 1B		1-0 L5			0-1 F7		0-2 HR	4 1 2 1 0 0 0
Nick Green, R (1, 4) OBP: 0.377, SLG: 0.379		1-0 FC1-5 13 HR 1B 3-H		1-0 G6-3			3-3 K		0-0 G4-3	4 1 1 1 0 1 0
Mark Hendrickson, L (1, 1) Travis Harper, L (3, 1) Trever Miller, R (7, 1) Alex Gonzalez, R (9, PH) OBP: 0.302, SLG: 0.362		0-1 FC1-5 13 HR 1-2 2-3f		1-1 G4-3			1-3 K2-3		1-1 G3 2B	2 1 0 0 0 0 2 1 0 0 0 0 1 0 0 0 0 0 0 0 0 1 0 1 0 0 0 0

Inning Stats	R: 0	H: 0	E: 0	K: 1	S: 11	P: 20	R: 6	H: 7	E: 0	K: 1	S: 22	P: 37	R: 0	H: 0	E: 0	K: 0	S: 4	P: 7	R: 0	H: 0	E: 0	K: 1	S: 8	P: 13	R: 0	H: 0	E: 0	K: 2	S: 13	P: 17	R: 0	H: 1	E: 0	K: 1	S: 7	P: 12	R: 1	H: 1	E: 0	K: 1	S: 10	P: 12	R: 0	H: 1	E: 0	K: 1	S: 9	P: 15	1B: 5	2B: 3	3B: 0	HR: 2	SF: 0	SAC: 0	DP: 0	HBP: 0	WP: 0	PA: 40
--------------	------	------	------	------	-------	-------	------	------	------	------	-------	-------	------	------	------	------	------	------	------	------	------	------	------	-------	------	------	------	------	-------	-------	------	------	------	------	------	-------	------	------	------	------	-------	-------	------	------	------	------	------	-------	-------	-------	-------	-------	-------	--------	-------	--------	-------	--------

PITCHER	IP	WLS	BF	H	R	ER	SO	BB	IBB	HBP	BLK	WP	HR	S	P	ERA	WHIP
Ramon Ortiz, R (1, 1) ERA: 6.25	1.2		14	7	6	6	1	2	0	0	0	0	1	30	54	32.40	5.400
Randy Keisler, L (2, 1) ERA: 1.93	6.1	W	21	2	1	1	8	0	0	0	0	0	1	53	76	1.42	0.316
Kent Mercker, L (9, 1) ERA: 2.13	0.2	H	4	1	0	0	1	1	0	0	0	0	0	7	13	0.00	3.000
25 David Weathers, R (9, 1) ERA: 4.55	0.1	S	1	0	0	0	0	0	0	0	0	0	0	2	2	0.00	0.000

PITCHER	IP	WLS	BF	H	R	ER	SO	BB	IBB	HBP	BLK	WP	HR	S	P	ERA	WHIP
---------	----	-----	----	---	---	----	----	----	-----	-----	-----	----	----	---	---	-----	------

Batter	1	2	3	4	5	6	7	8	9
6 Ryan Freel, R OBP: 0.420, SLG: 0.453 (1, 4)	4-2 E BB		0-2 HR 1B	0-2 WP HR 1B		1-3 K			
Joe Randa, R OBP: 0.366, SLG: 0.482 (1, 5)	0-1 E6 2B		2-1 HR	1-2 F9		1-0 F8			
Sean Casey, L OBP: 0.373, SLG: 0.441 (1, 3)	1-1 F8		0-1 1B 2B 1B	1-0 SF7		0-0 F8			
Ken Griffey Jr., L OBP: 0.341, SLG: 0.483 (1, 8)	2-3 K		2-0 2B 1B G4-3	3-1 HR		2-3 K			
Wily Mo Peña, R OBP: 0.345, SLG: 0.788 (1, 9)	1-3 K		2-2 G4-3 2B	2-2 G1-3		3-2 G5-3			
Adam Dunn, L OBP: 0.401, SLG: 0.549 (1, 7)		2-3 K	3-0 G4-3		2-3 K		0-0 P3		
Felipe Lopez, S OBP: 0.354, SLG: 0.530 (1, 6)		3-3 K	3-3 K		0-3 K		1-0 F8		
Jason LaRue, R OBP: 0.336, SLG: 0.348 (1, 2)		0-0 G5-3	3-1 F7		1-3 K		1-1 G1		
Ramon Ortiz, R Randy Keisler, L Kent Mercker, L 25 David Weathers, R			1-1 HR	0-1 6 1B SF7 2B		3-3 K			

AB	R	H	RBI	BB	SO	LOB
3	3	2	0	1	1	0
4	1	2	3	0	0	2
3	1	1	1	0	0	1
4	2	2	2	0	2	1
4	0	1	1	0	1	1
4	0	0	1	0	2	1
4	0	0	0	0	3	1
4	0	0	0	0	1	1
0	0	0	0	0	0	0
3	2	2	1	0	1	0
0	0	0	0	0	0	0
0	0	0	0	0	0	0

Tampa Bay Devil Rays @ Cincinnati Reds
Great American Ball Park, Cincinnati, OH

Tue Jun 07 2005, 7:10 PM EDT
Att: 17,172 - Cloudy - 78 F

livebaseballscorecards.com

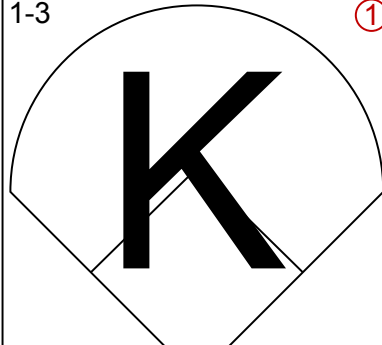
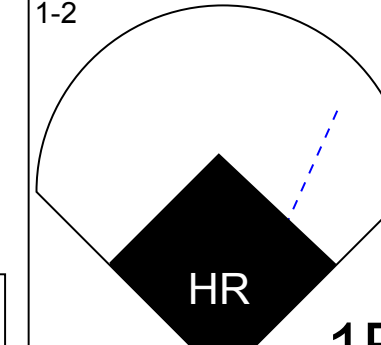
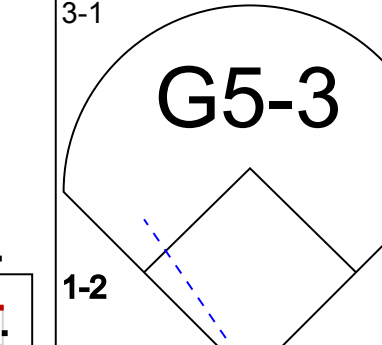
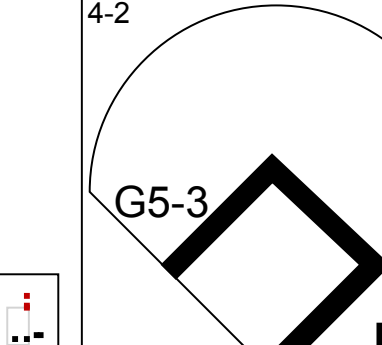
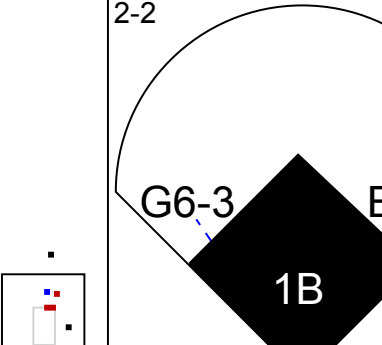
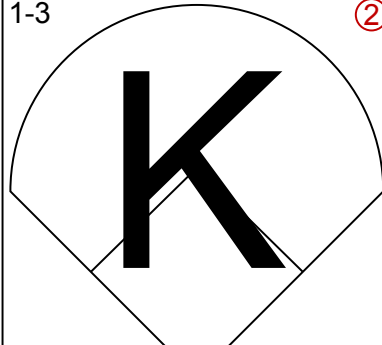
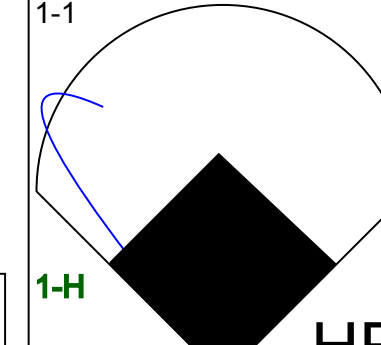
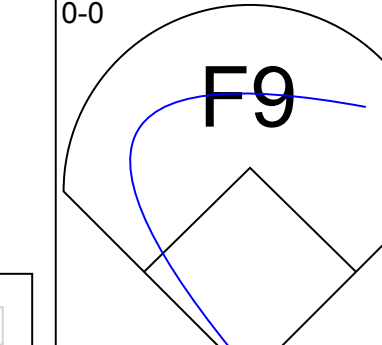
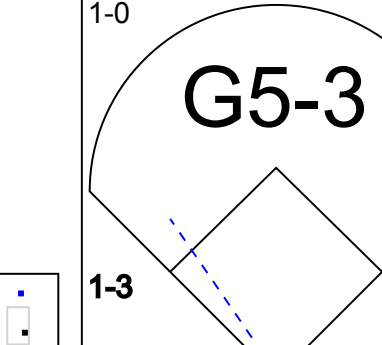
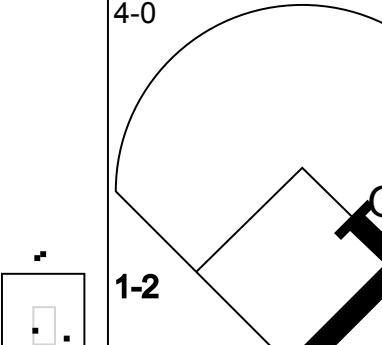
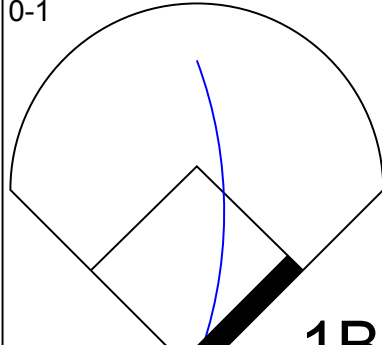
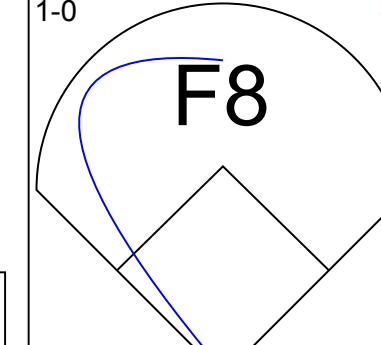
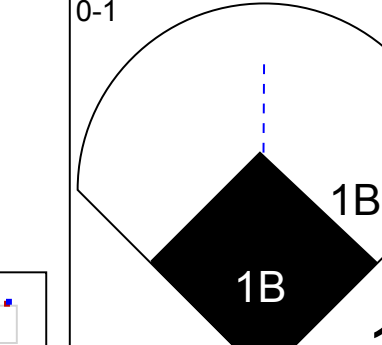
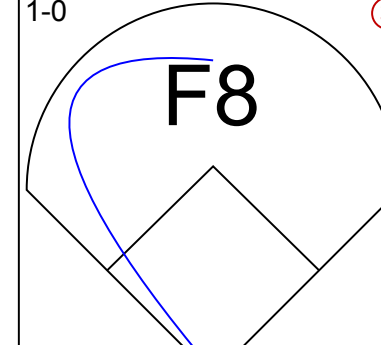
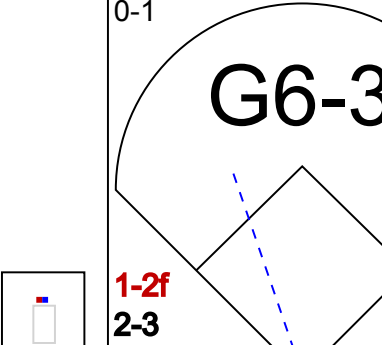
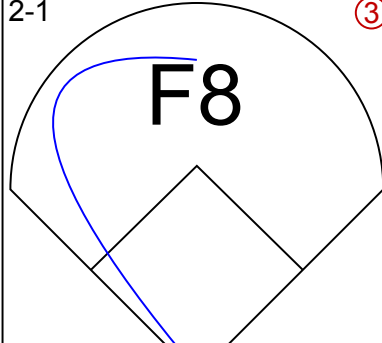
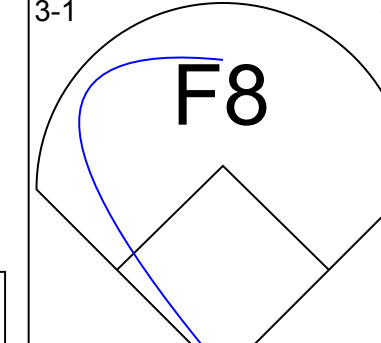
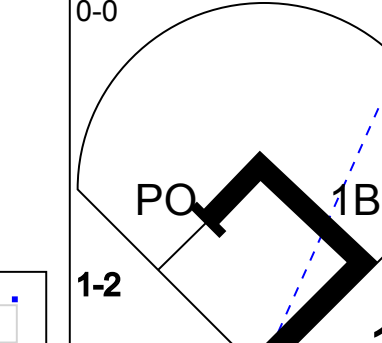
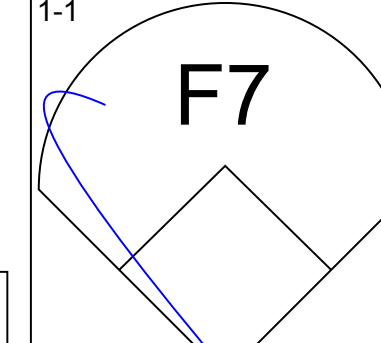
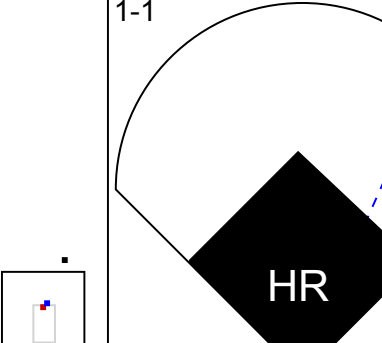
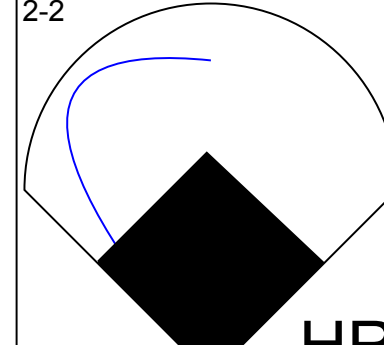
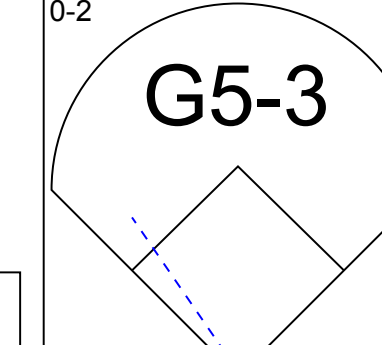
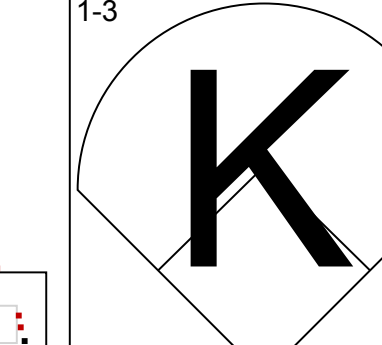
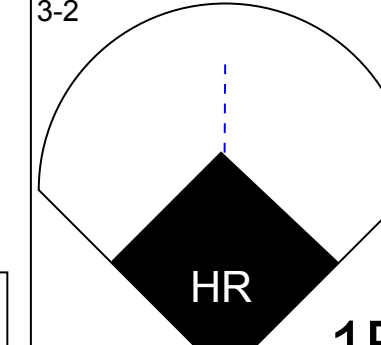
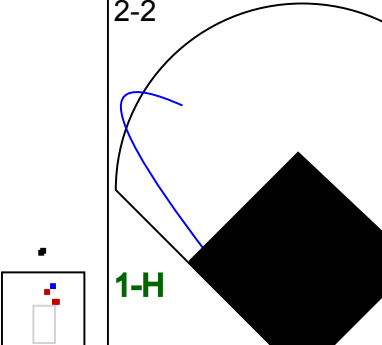
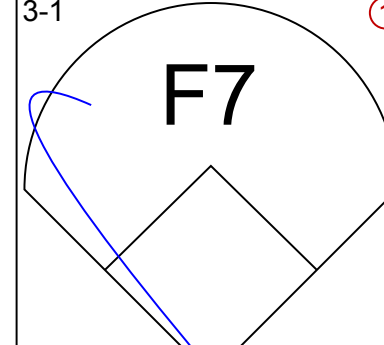
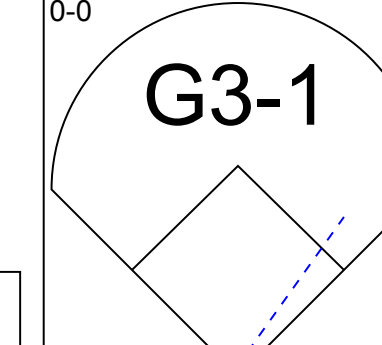
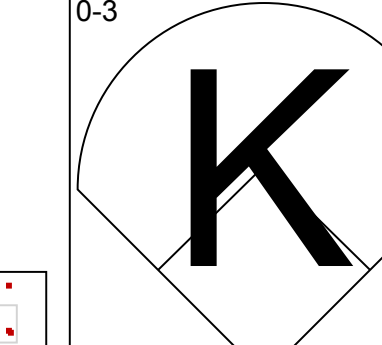
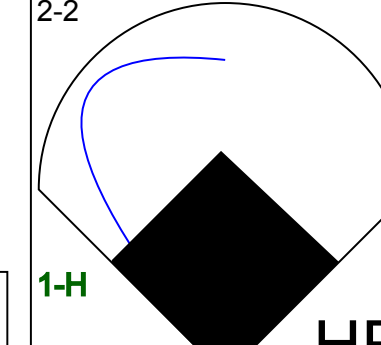
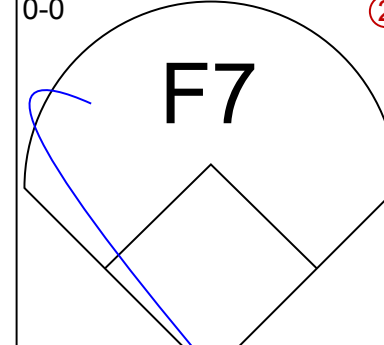
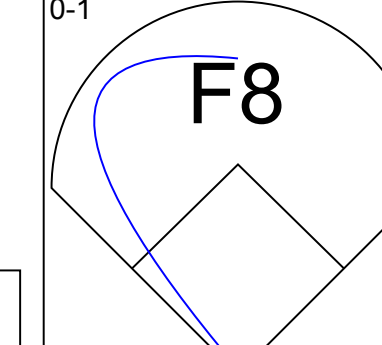
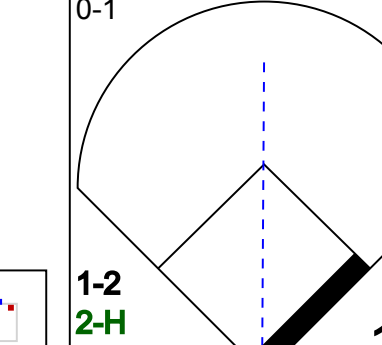
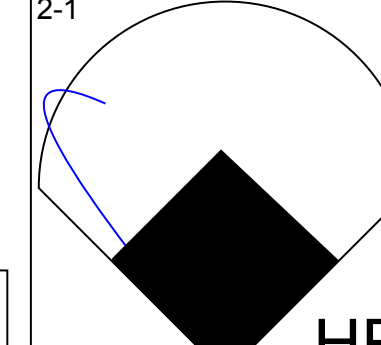
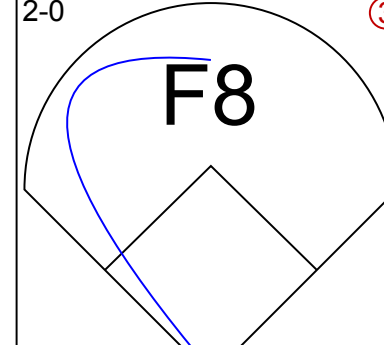
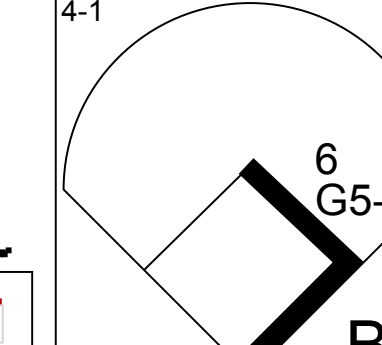
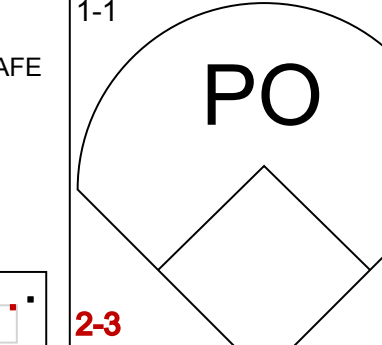
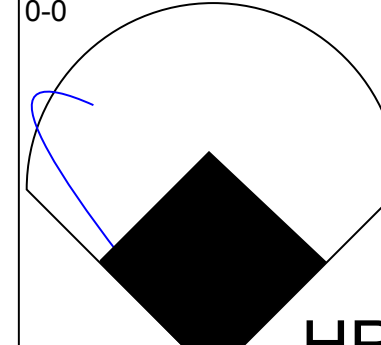
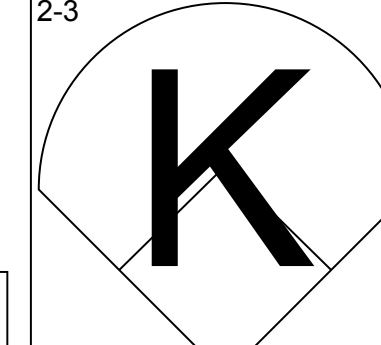
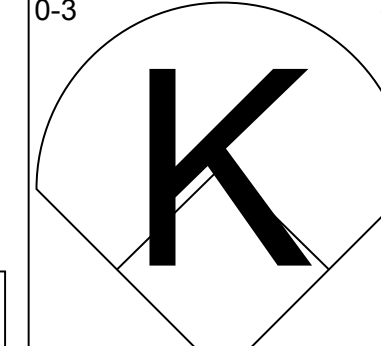
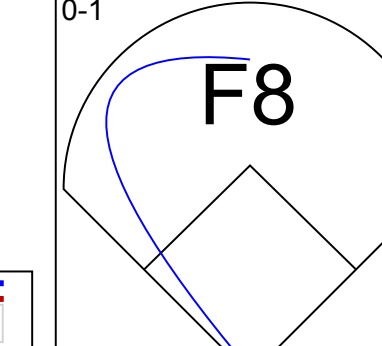
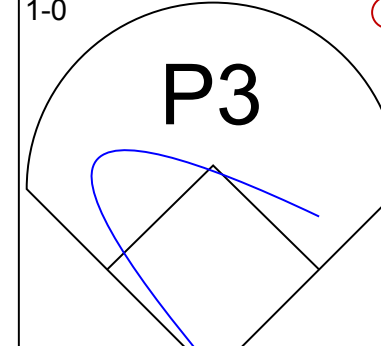
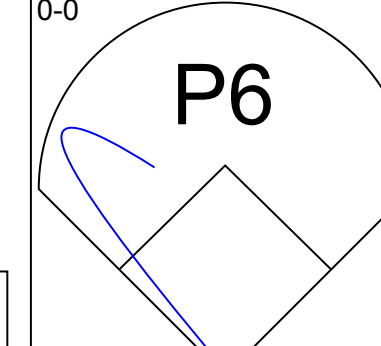
AB	33
R	9
H	10
RBI	9
BB	1
SO	11
LOB	8



Inning Stats		R	H	E	K	S	P	BB	IBB	HBP	BLK	WP	HR	S	P	ERA	WHIP
R: 1 H: 1 E: 1 K: 2 S: 14		0	0	0	2	7	22	0	0	0	0	0	0	0	0	0.00	0.000
R: 0 H: 0 E: 0 K: 2 S: 7		0	0	0	2	6	12	0	0	0	0	0	0	0	0	0.00	0.000
R: 5 H: 6 E: 0 K: 1 S: 22		0	6	1	1	0	38	0	0	0	0	0	0	0	0	0.00	0.000
R: 3 H: 3 E: 0 K: 0 S: 16		0	3	0	0	0	22	0	0	0	0	0	0	0	0	0.00	0.000
R: 0 H: 0 E: 0 K: 3 S: 9		0	0	0	3	0	12	0	0	0	0	0	0	0	0	0.00	0.000
R: 0 H: 0 E: 0 K: 2 S: 7		0	0	0	2	0	12	0	0	0	0	0	0	0	0	0.00	0.000
R: 0 H: 0 E: 0 K: 1 S: 8		0	0	0	1	0	13	0	0	0	0	0	0	0	0	0.00	0.000
R: 0 H: 0 E: 0 K: 0 S: 4		0	0	0	0	0	6	0	0	0	0	0	0	0	0	0.00	0.000

PITCHER		IP	WLS	BF	H	R	ER	SO	BB	IBB	HBP	BLK	WP	HR	S	P	ERA	WHIP
Mark Hendrickson, L ERA: 6.05 (1, 1)		2.2		16	7	6	6	5	1	0	0	0	0	0	41	67	20.25	3.000
Travis Harper, R ERA: 7.49 (3, 1)		3.1	L	13	3	3	3	5	0	0	0	0	1	1	34	51	8.10	0.900
Trever Miller, L ERA: 3.52 (7, 1)		2.0		6	0	0	0	1	0	0	0	0	0	0	12	19	0.00	0.000

WP	HR	S	P	ERA	WHIP
1	0	1	35	0.00	0.000
0	0	0	0	0.00	0.000
0	0	0	0	0.00	0.000
0	0	0	0	0.00	0.000

Batter	1	2	3	4	5	6	7	8	9	AB R H RBI BB SO LOB
6 Ryan Freel, R OBP: 0.425, SLG: 0.454 (1, 4)			 1B		 1-2		 4-2		 1B	4 2 2 0 1 1 1
Joe Randa, R OBP: 0.367, SLG: 0.492 (1, 5)			 1-H		 0-0		 1-0		 1-2	4 1 1 2 1 1 2
Sean Casey, L OBP: 0.374, SLG: 0.440 (1, 3)	 1B		 1-0			 1B	 1-0		 1-2f	5 1 2 0 0 0 3
Ken Griffey Jr., L OBP: 0.342, SLG: 0.481 (1, 8)	 2-1		 3-1			 1B		 1-1	 1B	5 1 2 1 0 0 1
Wily Mo Peña, R OBP: 0.367, SLG: 0.877 (1, 9)		 2-2		 0-2		 1-3		 1B	 1-H	5 3 3 3 0 1 2
Adam Dunn, L OBP: 0.398, SLG: 0.559 (1, 7)		 3-1		 0-0		 0-3		 1-H		4 1 1 2 0 1 2
Felipe Lopez, S OBP: 0.353, SLG: 0.527 (1, 6)		 0-0		 0-1		 1-2		 2-1		3 0 1 1 0 0 0
Ryan Wagner, R (7, 1)										0 0 0 0 0 0 0
Jacob Cruz, L OBP: 0.333, SLG: 0.476 (8, PH)										1 1 1 1 0 0 0
25 David Weathers, R (9, 1)										0 0 0 0 0 0 0
Jason LaRue, R OBP: 0.340, SLG: 0.370 (1, 2)		 2-0			 6 G5-3	 1-1	 0-0	 2-3		3 1 1 1 1 1 0
22 Eric Milton, L OBP: 0.217, SLG: 0.391 (1, 1)			 0-3			 0-1		 1-0	 0-0	1 0 0 0 0 1 0
Luis Lopez, S OBP: 0.211, SLG: 0.278 (5, PH)										1 0 0 0 0 0 1
Ricky Stone, R (6, 1)										0 0 0 0 0 0 0
Rich Aurilia, R OBP: 0.248, SLG: 0.390 (7, 6)										2 0 0 0 0 0 0

Inning Stats	R: 0 E: 0 K: 2 S: 10	H: 1 LOB: 1 BB: 0 P: 14	R: 1 E: 0 K: 0 S: 7	H: 1 LOB: 0 BB: 0 P: 14	R: 2 E: 0 K: 1 S: 14	H: 2 LOB: 0 BB: 0 P: 20	R: 0 E: 0 K: 0 S: 6	H: 0 LOB: 0 BB: 0 P: 6	R: 0 E: 0 K: 0 S: 6	H: 0 LOB: 1 BB: 1 P: 13	R: 1 E: 0 K: 2 S: 12	H: 3 LOB: 1 BB: 0 P: 14	R: 1 E: 0 K: 0 S: 7	H: 1 LOB: 1 BB: 1 P: 14	R: 3 E: 0 K: 1 S: 16	H: 3 LOB: 0 BB: 0 P: 26	R: 3 E: 0 K: 0 S: 12	H: 3 LOB: 0 BB: 1 P: 21	1B: 8 2B: 0 3B: 0 HR: 6	SF: 0 SAC: 0 DP: 1 HBP: 0	WP: 0 PB: 0 SB: 0 CS: 0	PA: 42
--------------	-------------------------------	----------------------------------	------------------------------	----------------------------------	-------------------------------	----------------------------------	------------------------------	---------------------------------	------------------------------	----------------------------------	-------------------------------	----------------------------------	------------------------------	----------------------------------	-------------------------------	----------------------------------	-------------------------------	----------------------------------	----------------------------------	------------------------------------	----------------------------------	--------

PITCHER	IP	WLS	BF	H	R	ER	SO	BB	IBB	HBP	BLK	WP	HR	S	P	ERA	WHIP
Doug Waechter, R ERA: 5.55 (1, 1)	5.1		23	6	4	4	4	1	0	0	0	0	2	49	74	6.75	1.312
54 Chad Orvella, R ERA: 3.86 (6, 1)	1.2	H	7	2	1	1	1	1	0	0	0	0	1	13	21	5.40	1.800
Lee Gardner, R ERA: 11.57 (8, 1)	0.1		4	3	3	3	0	0	0	0	0	0	2	12	20	81.00	9.000
Danys Baez, R ERA: 3.25 (8, 1)	1.1	L	7	3	3	3	1	1	0	0	0	0	1	16	27	20.25	3.000

BOTTOM

Tampa Bay Devil Rays @ Cincinnati Reds
Great American Ball Park, Cincinnati, OH

Wed Jun 08 2005, 7:10 PM EDT
Att. 32,019 - Partly Cloudy - 88 F

livebaseballscorecards.com

AB	38
R	11
H	14
RBI	11
BB	3
SO	6
LOB	12



Tampa Bay Devil Rays @ Cincinnati Reds

Great American Ball Park, Cincinnati, OH

Thu Jun 09 2005, 7:10 PM EDT
Att. 16,381 - Partly Cloudy - 89 F

livebaseballscorecards.com



AB	32
R	5
H	6
RBI	5
BB	4
SO	1
LOB	7

WP:	0	PA:	36
PB:	0		
SB:	3		
CS:	0		

Batter	1	2	3	4	5	6	7	8	9	AB	R	H	RBI	BB	SO	LOB
13 Carl Crawford, L OBP: 0.310, SLG: 0.430 Lee Gardner, R (7, 1)	F9		G4-3				2-H HR			4	1	2	2	0	0	0
Julio Lugo, R OBP: 0.331, SLG: 0.373 (1, 6)	S G4-3 1B BB		F9				0-0 F9			3	1	1	0	1	0	0
Aubrey Huff, L OBP: 0.335, SLG: 0.374 (1, 9)	G4-3 1-2 1B			4-0 BB			0-0 F7			3	0	1	0	1	0	0
Travis Lee, L OBP: 0.345, SLG: 0.339 (1, 3)	G4-3 1-3 2-H			3-1 SAFE P6			4-2 3 HR BB			3	1	0	1	1	0	2
3 Jorge Cantu, R OBP: 0.307, SLG: 0.456 (1, 4)	G5-3			1-1 P3			2-0 1-H HR			4	1	2	2	0	0	2
Reggie Taylor, L OBP: 0.250, SLG: 0.375 (1, 8)			1-2 P2				0-0 G5-3			4	0	0	0	0	1	2
Toby Hall, R OBP: 0.343, SLG: 0.444 (1, 2)			1-2 G4-3				1-0 F8			4	0	0	0	0	0	0
Alex Gonzalez, R OBP: 0.301, SLG: 0.355 (1, 5)			2-1 G1-6-3				4-0 G4-3 13 HR BB			3	1	0	0	1	0	0
Casey Fossum, L Eduardo Perez, R Jesus Colome, R Trevor Miller, R Damon Hollins, R (1, 1) (5, PH) (5, 1) (6, 1) (7, PH) (7, 7)			0-2 G3				1-2 G4-3			1	0	0	0	0	0	0
							1-2 G4-3			1	0	0	0	0	0	0
										1	0	0	0	0	0	0
										1	0	0	0	0	0	1
										0	0	0	0	0	0	0
										2	0	0	0	0	0	0

Inning Stats	R: 1	H: 1	E: 0	K: 0	S: 10	LOB: 1	P: 17	R: 0	H: 0	E: 0	K: 0	S: 8	LOB: 0	P: 12	R: 0	H: 0	E: 0	K: 0	S: 7	LOB: 0	P: 9	R: 0	H: 0	E: 0	K: 0	S: 6	LOB: 1	P: 15	R: 2	H: 1	E: 0	K: 0	S: 9	LOB: 0	P: 18	R: 2	H: 1	E: 0	K: 0	S: 11	LOB: 0	P: 20	R: 0	H: 2	E: 0	K: 0	S: 10	LOB: 2	P: 16	R: 0	H: 1	E: 0	K: 1	S: 8	LOB: 1	P: 14	R: 0	H: 0	E: 0	K: 0	S: 4	LOB: 0	P: 6	R: 0	H: 0	E: 0	K: 0	S: 4	LOB: 0	P: 6	1B: 3	SF: 0	2B: 1	SAC: 0	3B: 0	DP: 0	HR: 2	HBP: 0	WP: 0	PA: 36
--------------	------	------	------	------	-------	--------	-------	------	------	------	------	------	--------	-------	------	------	------	------	------	--------	------	------	------	------	------	------	--------	-------	------	------	------	------	------	--------	-------	------	------	------	------	-------	--------	-------	------	------	------	------	-------	--------	-------	------	------	------	------	------	--------	-------	------	------	------	------	------	--------	------	------	------	------	------	------	--------	------	-------	-------	-------	--------	-------	-------	-------	--------	-------	--------

PITCHER	IP	WLS	BF	H	R	ER	SO	BB	IBB	HBP	BLK	WP	HR	S	P	ERA	WHIP
Luke Hudson, R ERA: 7.5 (1, 1)	6.0	W	25	3	5	5	0	4	0	0	0	0	2	51	91	7.50	1.167
56 Todd Coffey, R ERA: 5.51 (7, 1)	2.0		8	3	0	0	1	0	0	0	0	0	0	18	30	0.00	1.500
31 Matt Belisle, R ERA: 4.65 (9, 1)	1.0		3	0	0	0	0	0	0	0	0	0	0	4	6	0.00	0.000

Batter	1	2	3	4	5	6	7	8	9	AB	R	H	RBI	BB	SO	LOB
6 Ryan Freel, R OBP: 0.428, SLG: 0.449 (1, 4)	4-2 F9 BB BB	3-2 FC5-2 1B		2-2 S 1B HBP	1-2 S 1B	2-3 K	1-2 G4-3			4	3	1	0	1	1	4
Joe Randa, R OBP: 0.377, SLG: 0.492 (1, 5)	4-1 FC6 BB	3-2 F9 1B		4-0 L3-6 1B BB	4-1 1B BB	0-2 E6 HBP		0-0 G3		2	1	1	2	3	0	0
Luis Lopez, S OBP: 0.200, SLG: 0.263 (8, 5)	1-2 BB	2-H 3-H 1B		1-3 BB	1-2 1B BB					1	0	0	0	0	0	0
Sean Casey, L OBP: 0.381, SLG: 0.441 (1, 3)	0-1 F9	4-0 BB		1-2 1B	1-0 1B 2B 1B	1-2 HBP		1-2 G4-3		4	1	2	3	1	0	2
Ken Griffey Jr., L OBP: 0.339, SLG: 0.474 (1, 8)	3-2 P2	0-0 F9		2-2 L3-6	1-0 2B 1B	0-0 F8		1-3 K		5	0	1	1	0	0	8
56 Todd Coffey, R OBP: 0.306, SLG: 0.394 (7, 1)		2-3 BB		2-2 L3-6	1-3 2B 1B					0	0	0	0	0	0	0
Austin Kearns, R OBP: 0.143, SLG: 0.143 (8, PH)		2-3 BB		2-2 L3-6	1-3 2-H 3-H 1B					1	0	0	0	0	1	0
31 Matt Belisle, R OBP: 0.143, SLG: 0.143 (9, 1)		2-3 BB		2-2 L3-6	1-3 2-H 3-H 1B					0	0	0	0	0	0	0
Wily Mo Peña, R OBP: 0.354, SLG: 0.839 (1, 9)	1-1 FC6 1-2f	3-3 K			G6-3			0-0 L7		5	0	1	1	0	1	6
Adam Dunn, L OBP: 0.398, SLG: 0.560 (1, 7)		1-0 BB 1B BB 1B	1-1 L3					2-3 K		5	2	2	0	0	2	2
Rich Aurilia, R OBP: 0.262, SLG: 0.407 (1, 6)		1-1 BB 6 FC5-2 1B	1-1 F8					2-3 K		5	2	3	1	0	1	0
Jason LaRue, R OBP: 0.348, SLG: 0.396 (1, 2)		4-2 BB 6 E BB	2-3 K					2-2 HR 1B		4	2	2	2	1	1	1
Luke Hudson, R OBP: 0.362, SLG: 0.558 (1, 1)		4-1 6 E 1B BB						2-1 HR 1B		2	2	0	1	1	1	0
Jacob Cruz, L OBP: 0.362, SLG: 0.558 (6, PH)		1-2 2-3 3-H 1B BB						4-2 BB		1	1	1	1	1	0	0

Inning Stats	R: 0	H: 0	E: 0	K: 0	S: 13	H: 0	LOB: 2	BB: 2	P: 25	R: 4	H: 3	E: 1	K: 1	S: 20	R: 0	H: 0	E: 0	K: 1	S: 10	R: 1	H: 1	E: 0	K: 1	S: 12	R: 6	H: 6	E: 1	K: 1	S: 21	R: 3	H: 3	E: 0	K: 1	S: 16	R: 0	H: 1	E: 0	K: 2	S: 19	R: 0	H: 0	E: 0	K: 1	S: 8
--------------	------	------	------	------	-------	------	--------	-------	-------	------	------	------	------	-------	------	------	------	------	-------	------	------	------	------	-------	------	------	------	------	-------	------	------	------	------	-------	------	------	------	------	-------	------	------	------	------	------

PITCHER																	IP	WLS	BF	H	R	ER	SO	BB	IBB	HBP	BLK	WP	HR	S	P	ERA	WHIP
Casey Fossum, L ERA: 4.23 (1, 1)																	4.0	L	22	4	5	5	3	6	0	1	0	0	0	55	103	11.25	2.500
Jesus Colome, R ERA: 7.16 (5, 1)																	1.1		16	9	9	4	2	1	0	0	0	1	2	33	51	27.00	7.500
Trevor Miller, L ERA: 3.38 (6, 1)																	0.2		3	0	0	0	0	0	0	1	0	0	0	4	5	0.00	0.000
Lee Gardner, R ERA: 6.23 (7, 1)																	2.0		8	1	0	0	3	1	0	0	0	0	0	27	40	0.00	1.000


BOTTOM

Tampa Bay Devil Rays @ Cincinnati Reds
Great American Ball Park, Cincinnati, OH

Thu Jun 09 2005, 7:10 PM EDT
Att. 16,381 - Partly Cloudy - 89 F

AB	39
R	14
H	14
RBI	12
BB	8
SO	8
LOB	23

livebaseballscorecards.com



1B:	9	SF:	0	WP:	1	PA:	49
2B:	4	SAC:	0	PB:	0		
3B:	0	DP:	1	SB:	3		
HR:	2	HBP:	2	CS:	0		

Batter	1	2	3	4	5	6	7	8	9	AB R H RBI BB SO LOB	TOP										
1 Brian Roberts, S OBP: 0.444, SLG: 0.635 (1, 4)	2-2 F9		0-3 K		1-2 1B		2-3 K		2-1 L3	5 0 1 0 0 2 2											
David Newhan, L OBP: 0.252, SLG: 0.326 B.J. Ryan, L (1, 8) (9, 1)	1-3 K		4-2 6 HR 1-2 BB		1-3 K		2-3 K		0-0 G3	4 1 0 0 1 3 1 0 0 0 0 0 0 0											
6 Melvin Mora, R OBP: 0.365, SLG: 0.533 (1, 5)	1-1 G6-3		3-2 1-H 2-H HR		1-2 G5-3		1-1 10 2B 2B			4 2 2 3 0 0 1											
10 Miguel Tejada, R OBP: 0.375, SLG: 0.649 (1, 6)		0-2 G6-3	0-2 3B		1-2 P3		2-0 F9 2-H 2B			4 0 2 1 0 0 0											
Sammy Sosa, R OBP: 0.323, SLG: 0.409 (1, 9)		2-3 K	1-3 K		2-3 K		4-0 BB IBB			3 0 0 0 1 3 1											
Rafael Palmeiro, L OBP: 0.327, SLG: 0.410 (1, 3)		0-0 1B		0-0 F7		3-3 K	0-0 F9			4 0 1 0 0 1 2											
B.J. Surhoff, L OBP: 0.328, SLG: 0.470 (1, 7)		1-3 K		0-1 G1-3		3-2 G5-3	4-2 BB			3 0 0 0 1 1 1											
Geronimo Gil, R OBP: 0.211, SLG: 0.294 (1, 2)			0-2 6 HR BB 1B	2-0 P6		0-1 G5-3	2-3 K			4 1 1 0 0 1 3											
Rodrigo Lopez, R Steve Kline, S Eli Marrero, R Todd Williams, R John Parrish, L Jorge Julio, R Ramon Nivar, R OBP: 0.385, SLG: 0.333 (1, 1) (6, 1) (7, PH) (7, 1) (8, 1) (8, 1) (9, PH) (9, 8)			1-1 B3		0-3 K		4-2 BB		2-3 K	2 0 0 0 0 0 1 1 0 0 0 0 0 0 0 0 0 0 0 0 0 1 0 1 0 0 0 0 0 1 0											
Inning Stats	R: 0 E: 0 K: 1 S: 10	H: 0 LOB: 0 BB: 0 P: 14	R: 0 E: 0 K: 2 S: 13	H: 1 LOB: 1 BB: 0 P: 16	R: 3 E: 0 K: 2 S: 24	H: 3 LOB: 1 BB: 1 P: 33	R: 0 E: 0 K: 0 S: 4	H: 0 LOB: 0 BB: 0 P: 6	R: 0 E: 0 K: 2 S: 16	H: 1 LOB: 1 BB: 0 P: 19	R: 0 E: 0 K: 1 S: 13	H: 0 LOB: 1 BB: 1 P: 22	R: 1 E: 0 K: 2 S: 14	H: 2 LOB: 3 BB: 2 P: 29	R: 0 E: 0 K: 1 S: 6	H: 0 LOB: 0 BB: 0 P: 10	1B: 3 2B: 2 3B: 1 HR: 1	SF: 0 SAC: 0 DP: 0 HBP: 0	WP: 0 PB: 0 SB: 0 CS: 0	PA: 38	
PITCHER 39 Aaron Harang, R ERA: 3.52 Kent Mercker, L ERA: 2.39 Ryan Wagner, R ERA: 5.18	IP 7.0 1.0 1.0	WLS L	BF 28 7 3	H 5 2 0	R 3 1 0	ER 3 1 0	SO 10 2 1	BB 2 1 0	IBB 0 1 0	HBP 0 0 0	BLK 0 0 0	WP 0 0 0	HR 1 0 0	S 90 14 6	P 126 29 10	ERA 3.86 9.00 0.00	WHIP 1.000 3.000 0.000				

Baltimore Orioles @ Cincinnati Reds
Great American Ball Park, Cincinnati, OH

Fri Jun 10 2005, 7:10 PM EDT
Att. 24,276 - Overcast - 79 F

livebaseballscorecards.com

AB	34
R	4
H	7
RBI	4
BB	4
SO	13
LOB	12



Batter	1	2	3	4	5	6	7	8	9	AB	R	H	RBI	BB	SO	LOB
6 Ryan Freel, R OBP: 0.419, SLG: 0.438 (1, 4)	1-1 G1-3		1-2 L7		3-2 P6		1-1 G4-3			4	0	0	0	0	0	3
Joe Randa, R OBP: 0.370, SLG: 0.483 (1, 5)	0-1 F8			2-1 G4-3		2-1 G6-3		0-1 G5-3		4	0	0	0	0	0	0
Sean Casey, L OBP: 0.379, SLG: 0.437 (1, 3)	1-2 G4-3			2-1 G4-3		0-0 E 1B WP 1B		3-2 F7		4	1	1	0	0	0	0
Ken Griffey Jr., L OBP: 0.342, SLG: 0.488 (1, 8)		1-1 G4-3		0-0 F8		0-0 WP 1B E 1B		0-0 HR		4	1	2	1	0	0	0
Wily Mo Peña, R OBP: 0.348, SLG: 0.818 (1, 9)		0-0 P3			1-0 1B FC5-2 2B	1-1 E3 WP 1B		2-3 K		4	0	1	0	0	1	2
Adam Dunn, L OBP: 0.396, SLG: 0.552 (1, 7)		2-2 G3			4-0 FC5-2 1B BB	2-2 P5			1-3 K	3	0	0	0	1	1	2
Felipe Lopez, S OBP: 0.356, SLG: 0.544 (1, 6)			1-2 HR		0-0 FC5-2 1B	1-1 G6-3			1-3 K	4	1	2	1	0	1	2
Jason LaRue, R OBP: 0.339, SLG: 0.385 (1, 2)			0-2 G6-3		2-1 FC5-2		3-3 K		2-3 K	4	0	0	0	0	2	3
39 Aaron Harang, R OBP: 0.032, SLG: 0.032 (1, 1)			1-1 G6-3		2-3 K		0-0 G4-3			2	0	0	0	0	1	3
Jacob Cruz, L OBP: 0.354, SLG: 0.545 (7, PH)										1	0	0	0	0	0	0
Kent Mercker, L (8, 1)										0	0	0	0	0	0	0
Ryan Wagner, R (9, 1)										0	0	0	0	0	0	0

Inning Stats	R: 0	H: 0	E: 0	K: 0	S: 8	R: 0	H: 0	E: 0	K: 0	S: 7	R: 1	H: 1	E: 0	K: 0	S: 11	R: 0	H: 0	E: 0	K: 0	S: 5	R: 0	H: 2	E: 0	K: 1	S: 10	R: 1	H: 2	E: 1	K: 0	S: 11	R: 0	H: 0	E: 0	K: 1	S: 7	R: 1	H: 1	E: 0	K: 1	S: 10	R: 0	H: 0	E: 0	K: 3	S: 9	1B: 3	2B: 1	3B: 0	HR: 2	SF: 0	SAC: 0	DP: 0	HBP: 0	WP: 1	PA: 35
--------------	------	------	------	------	------	------	------	------	------	------	------	------	------	------	-------	------	------	------	------	------	------	------	------	------	-------	------	------	------	------	-------	------	------	------	------	------	------	------	------	------	-------	------	------	------	------	------	-------	-------	-------	-------	-------	--------	-------	--------	-------	--------

PITCHER	IP	WLS	BF	H	R	ER	SO	BB	IBB	HBP	BLK	WP	HR	S	P	ERA	WHIP
Rodrigo Lopez, R ERA: 4.52 (1, 1)	5.1	W	23	5	2	2	1	1	0	0	0	0	1	47	74	3.38	1.125
Steve Kline, L ERA: 4.98 (6, 1)	0.2	H	2	0	0	0	0	0	0	0	0	1	0	5	8	0.00	0.000
Todd Williams, R ERA: 4.5 (7, 1)	1.1	H	4	0	0	0	1	0	0	0	0	0	0	9	13	0.00	0.000
John Parrish, L ERA: 1.65 (8, 1)	0.1	H	2	1	1	1	0	0	0	0	0	0	1	4	7	27.00	3.000
Jorge Julio, R ERA: 3.06 (8, 1)	0.1	H	1	0	0	0	1	0	0	0	0	0	0	4	6	0.00	0.000


BOTTOM

Baltimore Orioles @ Cincinnati Reds
Great American Ball Park, Cincinnati, OH

Fri Jun 10 2005, 7:10 PM EDT
Att. 24,276 - Overcast - 79 F

livebaseballscorecards.com

AB	34
R	3
H	6
RBI	2
BB	1
SO	6
LOB	15



Batter	1	2	3	4	5	6	7	8	9	AB R H RBI BB SO LOB	TOP	
1 Brian Roberts, S (1, 4) OBP: 0.445, SLG: 0.631	2-2 F8			1-0 F8		4-2 BB			0-0 G6-4-3 1B	3 0 1 0 1 0 0		
6 Melvin Mora, R (1, 5) OBP: 0.361, SLG: 0.527 David Newhan, L (7, 5) OBP: 0.250, SLG: 0.323	1-2 F7			2-2 G2-3		0-0 G5-3			1-2 F8	3 0 0 0 0 0 2 1 0 0 0 0 0 1		
10 Miguel Tejada, R (1, 6) OBP: 0.371, SLG: 0.641 Steve Reed, R (7, 1)	1-0 F8			0-3 K					0-0 G6-4-3	3 0 0 0 0 0 1 0 0 0 0 0 0 0 0 0 1 0 0 0 0 0 0 1		
Sammy Sosa, R (1, 9) OBP: 0.317, SLG: 0.401				0-3 K		1-0 F8			1-2 F9	3 0 0 0 0 0 1 0		
Rafael Palmeiro, L (1, 3) OBP: 0.327, SLG: 0.409				1-1 G3		1-2 1B			3-2 G3	3 0 1 0 0 0 0 0		
Eli Marrero, R (1, 8) OBP: 0.223, SLG: 0.330				1-0 P4		3-2 P3			0-3 K	3 0 0 0 0 0 1 1		
B.J. Surhoff, L (1, 7) OBP: 0.321, SLG: 0.459				1-3 K		2-2 F8			0-0 G3	3 0 0 0 0 0 1 1		
Sal Fasano, R (1, 2) OBP: 0.333, SLG: 0.659				1-2 P4		2-2 G5-3 1B			0-1 HR	3 1 2 1 0 0 0 0		
40 Daniel Cabrera, R (1, 1) James Baldwin, R (3, 1) Ramon Nivar, R (6, PH) John Parrish, L (6, 1) Chris Gomez, R (7, 6) OBP: 0.463, SLG: 0.464				0-3 K		0-1 F8			1-2 P6	1 0 0 0 0 0 1 0 0 0 0 0 0 0 0 0 1 0 0 0 0 0 0 1 0 0 0 0 0 0 0 0 1 0 0 0 0 0 0 0		
Inning Stats	R: 0 H: 0 E: 0 LOB: 0 K: 0 BB: 0 S: 7 P: 11	R: 0 H: 0 E: 0 LOB: 0 K: 1 BB: 0 S: 6 P: 8	R: 0 H: 0 E: 0 LOB: 0 K: 2 BB: 0 S: 9 P: 11	R: 0 H: 0 E: 0 LOB: 0 K: 1 BB: 0 S: 12 P: 15	R: 0 H: 1 E: 0 LOB: 1 K: 0 BB: 0 S: 11 P: 18	R: 0 H: 1 E: 0 LOB: 1 K: 0 BB: 1 S: 9 P: 15	R: 0 H: 0 E: 0 LOB: 0 K: 0 BB: 0 S: 11 P: 18	R: 1 H: 1 E: 0 LOB: 0 K: 1 BB: 0 S: 9 P: 10	R: 0 H: 1 E: 0 LOB: 0 K: 0 BB: 0 S: 5 P: 6	1B: 3 SF: 0 2B: 0 SAC: 0 3B: 0 DP: 2 HR: 1 HBP: 0	WP: 0 PA: 30 PB: 0 SB: 0 CS: 0	
PITCHER	IP WLS BF H R ER SO BB IBB HBP BLK WP HR S P ERA WHIP											
Brandon Claussen, L (1, 1) ERA: 3.94 Ricky Stone, R (9, 1) ERA: 5.03	8.0 W 27 3 1 1 5 1 0 0 0 0 1 74 106 1.12 0.500											

Baltimore Orioles @ Cincinnati Reds
Great American Ball Park, Cincinnati, OH
Sat Jun 11 2005, 7:10 PM EDT
Att. 32,834 - Cloudy - 75 F

livebaseballscorecards.com

AB 29
R 1
H 4
RBI 1
BB 1
SO 5
LOB 7



Batter	1	2	3	4	5	6	7	8	9	AB R H RBI BB SO LOB	TOP							
1 Brian Roberts, S OBP: 0.440, SLG: 0.621 (1, 4)	1-2 L3	2-1 1B		1-0 F7			2-3 K		3-3 K	5 0 1 1 0 2 1								
David Newhan, L OBP: 0.241, SLG: 0.310 (1, 8)	0-1 F7	2-2 F8			0-0 F7			0-1 G1-3		4 0 0 0 0 0 2								
6 Melvin Mora, R OBP: 0.356, SLG: 0.518 (1, 5)	1-0 P4				1-2 F8			1-3 K		4 0 0 0 0 1 0								
10 Miguel Tejada, R OBP: 0.369, SLG: 0.639 (1, 6)					0-0 G6-3			0-3 K		4 1 1 0 0 1 0								
Sammy Sosa, R OBP: 0.326, SLG: 0.444 (1, 9)									1-0 1B	4 3 3 3 0 0 0								
Rafael Palmeiro, L OBP: 0.335, SLG: 0.410 (1, 3)									1-2 1B	2 1 1 0 2 0 0								
Eli Marrero, R OBP: 0.224, SLG: 0.326 (1, 7)									1-3 G4-3									
Geronimo Gil, R OBP: 0.213, SLG: 0.292 (1, 2)									0-0 G4-3 WP									
Chris Gomez, R OBP: 0.457, SLG: 0.457 (9, PH)									0-0 G4-3 WP									
Sidney Ponson, R OBP: 0.250, SLG: 0.500 (1, 1)									1-2 1B	4 0 1 1 0 1 2								
31 Jay Gibbons, L OBP: 0.305, SLG: 0.521 (7, PH)									3-3 K	3 1 1 0 0 0 0								
Steve Kline, S (7, 1)									3-3 K	1 0 0 0 0 1 2								
Todd Williams, R (7, 1)																		
James Baldwin, R (8, 1)																		
B.J. Surhoff, L (9, PH)																		
Inning Stats	R: 0 H: 0 E: 0 K: 0 S: 8	H: 0 LOB: 0 BB: 0 P: 10	R: 3 H: 5 E: 0 K: 0 S: 18	H: 5 LOB: 2 BB: 0 P: 29	R: 1 H: 1 E: 0 K: 1 S: 8	H: 1 LOB: 1 BB: 1 P: 17	R: 0 H: 0 E: 0 K: 0 S: 6	H: 0 LOB: 0 BB: 0 P: 8	R: 0 H: 0 E: 0 K: 0 S: 5	H: 0 LOB: 0 BB: 0 P: 6	R: 0 H: 0 E: 0 K: 1 S: 9	H: 0 LOB: 0 BB: 0 P: 11	R: 0 H: 0 E: 0 K: 2 S: 8	H: 0 LOB: 0 BB: 0 P: 9	R: 2 H: 3 E: 0 K: 2 S: 13	H: 3 LOB: 1 BB: 0 P: 22	1B: 5 SF: 0 2B: 2 SAC: 0 3B: 0 DP: 1 HR: 2 HBP: 0	WP: 1 PA: 37 PB: 0 SB: 0 CS: 0
PITCHER	IP WLS BF H R ER SO BB IBB HBP BLK WP HR S P ERA WHIP																	
Ramon Ortiz, R ERA: 6.1 (1, 1)	7.0 W 28 6 4 4 2 2 0 0 0 0 2 61 92 5.14 1.143																	
Ryan Wagner, R ERA: 5.03 (8, 1)	1.0 3 0 0 0 2 0 0 0 0 0 0 8 9 0.00 0.000																	
Randy Keisler, L ERA: 3.0 (9, 1)	1.0 6 3 2 2 2 0 0 0 0 1 0 13 22 18.00 3.000																	

Baltimore Orioles @ Cincinnati Reds
Great American Ball Park, Cincinnati, OH
Sun Jun 12 2005, 1:15 PM EDT
Att: 27,530 - Partly Cloudy - 74 F

livebaseballscorecards.com

AB	35
R	6
H	9
RBI	6
BB	2
SO	6
LOB	8



Batter	1	2	3	4	5	6	7	8	9	AB	R	H	RBI	BB	SO	LOB
Felipe Lopez, S OBP: 0.359, SLG: 0.558 (1, 6)	0-0 G6-3		2-1 F9 1B 2B	0-2 FC5-4		2-1 1B	2-2 G6-3			5	1	2	1	0	0	4
Joe Randa, R OBP: 0.369, SLG: 0.478 (1, 5)	2-1 G4-6-3 1B		1-0 F9 2-3		2-0 F9	1-1 G6-3		1-2 K		5	0	1	0	0	1	3
Sean Casey, L OBP: 0.380, SLG: 0.436 (1, 3)	2-1 G4-6-3 1-2f		2-0 FC4-6 1B 3-H		1-1 HR 1B		3-2 2B 1B	2-2 G1-3		5	2	3	1	0	0	1
Ken Griffey Jr., L OBP: 0.349, SLG: 0.504 (1, 8)		4-2 HR BB	2-0 FC4-6 1-2f		1-0 HR 1-H		1-0 1B 2B	3-1 1B		4	3	3	2	1	0	1
Adam Dunn, L OBP: 0.398, SLG: 0.559 (1, 7)		0-0 HR 1B 1-2	0-3 K		1-1 G3-1		4-0 1B 1B 1BB	0-0 G4-3		4	2	1	0	1	1	2
Rich Aurilia, R OBP: 0.283, SLG: 0.438 (1, 4)		2-2 HR 1-H 2-H		1-3 K	1-2 F9		0-1 1B 1-2 2-3 3-H			4	1	2	4	0	1	0
Jacob Cruz, L OBP: 0.345, SLG: 0.500 Kenny Kelly, R OBP: 1.000, SLG: 1.000 (6, PR) (7, 9)		0-0 G4-3		2-1 G3		0-1 1B 1B	1-2 1B 1-2 2-H 3-H			3	0	1	0	0	0	0
Javier Valentin, S OBP: 0.316, SLG: 0.288 (1, 2)		0-0 G4-3		1-0 1B 1B		2-2 F7 1-2	1-2 L7			4	0	1	0	0	0	3
Ramon Ortiz, R OBP: 0.118, SLG: 0.063 Wily Mo Peña, R OBP: 0.343, SLG: 0.806 Ryan Wagner, R Randy Keisler, L OBP: 0.600, SLG: 1.400 (1, 1) (7, PH) (8, 1) (9, 1)		1-1 G6-3		0-1 FC5-4 1B 1-2		1-3 K	0-3 K			3	0	1	0	0	1	1
										1	0	0	0	0	1	2
										0	0	0	0	0	0	0
										0	0	0	0	0	0	0

Inning Stats	R: 0	H: 1	E: 0	LOB: 0	K: 0	BB: 0	S: 5	P: 9	R: 3	H: 2	E: 0	LOB: 0	K: 0	BB: 1	S: 11	P: 18	R: 1	H: 2	E: 0	LOB: 1	K: 1	BB: 0	S: 8	P: 15	R: 0	H: 2	E: 0	LOB: 2	K: 1	BB: 0	S: 11	P: 15	R: 2	H: 2	E: 0	LOB: 0	K: 0	BB: 0	S: 9	P: 15	R: 1	H: 2	E: 0	LOB: 2	K: 1	BB: 0	S: 12	P: 18	R: 3	H: 4	E: 0	LOB: 2	K: 1	BB: 1	S: 24	P: 36	R: 0	H: 1	E: 0	LOB: 1	K: 1	BB: 0	S: 9	P: 15
--------------	------	------	------	--------	------	-------	------	------	------	------	------	--------	------	-------	-------	-------	------	------	------	--------	------	-------	------	-------	------	------	------	--------	------	-------	-------	-------	------	------	------	--------	------	-------	------	-------	------	------	------	--------	------	-------	-------	-------	------	------	------	--------	------	-------	-------	-------	------	------	------	--------	------	-------	------	-------

PITCHER	IP	WLS	BF	H	R	ER	SO	BB	IBB	HBP	BLK	WP	HR	S	P	ERA	WHIP
Sidney Ponson, R ERA: 5.36 (1, 1)	6.0	L	29	11	7	7	3	1	0	0	0	1	2	56	90	10.50	2.000
Steve Kline, L ERA: 6.23 (7, 1)	0.0		3	2	3	3	0	0	1	0	0	0	0	6	14	∞	∞
Todd Williams, R ERA: 4.33 (7, 1)	1.0		5	2	0	0	1	0	0	0	0	0	0	18	22	0.00	2.000
James Baldwin, R ERA: (8, 1)	1.0		4	1	0	0	1	0	0	0	0	0	0	9	15	0.00	1.000


BOTTOM

Baltimore Orioles @ Cincinnati Reds
Great American Ball Park, Cincinnati, OH

Sun Jun 12 2005, 1:15 PM EDT
Att. 27,530 - Partly Cloudy - 74 F

livebaseballscorecards.com

AB	39
R	10
H	16
RBI	10
BB	2
SO	5
LOB	17



WP	HR	S	P	ERA	WHIP
1	2	1	15	0.00	1.000
0	0	0	0	0.00	0.000
0	0	0	0	0.00	0.000
0	0	0	0	0.00	0.000

Batter	1	2	3	4	5	6	7	8	9	AB R H RBI BB SO LOB	TOP																												
6 Ryan Freel, R OBP: 0.410, SLG: 0.427 (1, 8)	1-2 G6-3 ①		2-2 2-5 ③	0-0 G3-1 ①		0-1 G6-3 ①		2-2 L1 ②		4 0 0 0 0 0 0	<p>Cincinnati Reds @ Boston Red Sox Fenway Park, Boston, MA Mon Jun 13 2005, 7:05 PM EDT Att. 35,478 - Overcast - 91 F</p>																												
Joe Randa, R OBP: 0.367, SLG: 0.474 (1, 5)	1-1 G6-3 1B			1-3 K ②		1-0 G6-3 ②		2-1 F8 ③		4 0 1 0 0 1 0																													
Sean Casey, L OBP: 0.379, SLG: 0.434 Jacob Cruz, L OBP: 0.357, SLG: 0.500 (1, 3) (8, 3)	1-2 G6-3 1-2f ③			1-0 1B		0-0 F7 ③		4-2 HBP BB		3 0 1 0 0 0 1 0 0 0 0 1 0 0																													
Ken Griffey Jr., L OBP: 0.345, SLG: 0.498 Kenny Kelly, R OBP: 0.500, SLG: 0.500 (1, 10) (9, PH)		2-3 K ①		3-3 K ③		2-2 P6 ①		1-2 K ①		3 0 0 0 0 2 1 1 0 0 0 0 1 1																													
Wily Mo Peña, R OBP: 0.324, SLG: 0.761 (1, 9)		2-1 F8 ②			1-3 K ①		0-3 K ②	2-3 K ②		4 0 0 0 0 3 1																													
Adam Dunn, L OBP: 0.403, SLG: 0.559 (1, 7)		2-3 K ③			4-0 3B BB		1-1 1B	2-0 FC3-6 HBP		2 1 1 0 1 1 0																													
Felipe Lopez, S OBP: 0.356, SLG: 0.562 (1, 6)			1-2 G6-3 ①		0-0 SF7 3B		1-3 K ③	1-0 FC3-6 1-2f ③		4 1 1 1 0 1 3																													
Rich Aurilia, R OBP: 0.277, SLG: 0.432 (1, 4)			1-3 K ②		1-0 SF7			0-0 F7 ①		2 0 0 1 0 1 0																													
Javier Valentin, S OBP: 0.329, SLG: 0.362 (1, 2)			1-0 2B		0-3 K ③			0-0 HR		3 1 2 1 0 1 0																													
Inning Stats	R: 0 E: 0 K: 0 S: 8	H: 1 LOB: 0 BB: 0 P: 11	R: 0 E: 0 K: 2 S: 10	H: 0 LOB: 0 BB: 0 P: 16	R: 0 E: 0 K: 1 S: 11	H: 1 LOB: 1 BB: 0 P: 16	R: 0 E: 0 K: 2 S: 12	H: 1 LOB: 1 BB: 0 P: 17	R: 2 E: 0 K: 2 S: 9	H: 1 LOB: 0 BB: 1 P: 15	R: 0 E: 0 K: 0 S: 4	H: 0 LOB: 0 BB: 0 P: 5	R: 0 E: 0 K: 2 S: 13	H: 1 LOB: 1 BB: 0 P: 17	R: 1 E: 0 K: 0 S: 7	H: 1 LOB: 0 BB: 0 P: 11	R: 0 E: 0 K: 2 S: 9	H: 0 LOB: 2 BB: 1 P: 19	1B: 3 2B: 1 3B: 1 HR: 1	SF: 1 SAC: 0 DP: 1 HBP: 1	WP: 0 PB: 0 SB: 0 CS: 0	PA: 34																	
PITCHER 30 Matt Clement, R ERA: 3.76 Matt Mantei, R ERA: 5.4	IP 8.0	WLS W	BF 30	H 6	R 3	ER 3	SO 9	BB 1	IBB 0	HBP 0	BLK 0	WP 0	HR 1	S 74	P 108	ERA 3.38	WHIP 0.875						PITCHER IP 1.0	WLS 5	BF 0	H 0	R 0	ER 0	SO 2	BB 1	IBB 0	HBP 1	BLK 0	WP 0	HR 0	S 9	P 19	ERA 0.00	WHIP 1.000

livebaseballscorecards.com

AB	30
R	3
H	6
RBI	3
BB	2
SO	11
LOB	7



Batter	1	2	3	4	5	6	7	8	9	AB R H RBI BB SO LOB	TOP											
6 Ryan Freel, R OBP: 0.407, SLG: 0.423 (1, 7)	2-2 F7			0-2 G5-3		0-2 1B		1-2 F9		4 0 1 0 0 0 0												
Joe Randa, R OBP: 0.361, SLG: 0.465 (1, 5)	0-3 K			1-1 G5-3		2-2 G4-3		0-1 F9		4 0 0 0 0 1 1												
Sean Casey, L OBP: 0.377, SLG: 0.429 (1, 10)	1-3 K			1-1 FC6-5 HBP			0-0 F7		0-2 F7	3 0 0 0 0 1 0												
Ken Griffey Jr., L OBP: 0.340, SLG: 0.489 (1, 8)		2-1 G6-3		2-2 FC6-5 1-2f			3-2 F8		1-3 K	4 0 0 0 0 1 1												
Wily Mo Peña, R OBP: 0.325, SLG: 0.740 (1, 9)		2-3 K			0-3 K		4-2 BB BB			2 0 0 0 1 2 0												
Adam Dunn, L OBP: 0.402, SLG: 0.553 (1, 3)		2-2 F9			3-1 G6-3		4-2 BB BB			2 0 0 0 1 0 0												
Felipe Lopez, S OBP: 0.351, SLG: 0.553 (1, 6)			2-1 G4-3		1-3 K		0-0 F8			3 0 0 0 0 1 2												
Rich Aurilia, R OBP: 0.271, SLG: 0.422 (1, 4)			3-2 G4-3			0-2 G4-3		1-3 K		3 0 0 0 0 1 0												
Dane Sardinha, R (1, 2)			1-2 F7			0-1 F8		0-3 K		3 0 0 0 0 1 0												
Inning Stats	R: 0 E: 0 K: 2 S: 11	H: 0 LOB: 0 BB: 0 P: 14	R: 0 E: 0 K: 1 S: 9	H: 0 LOB: 0 BB: 0 P: 15	R: 0 E: 0 K: 0 S: 11	H: 0 LOB: 0 BB: 0 P: 17	R: 0 E: 0 K: 0 S: 9	H: 0 LOB: 1 BB: 0 P: 13	R: 0 E: 0 K: 2 S: 9	H: 0 LOB: 0 BB: 0 P: 13	R: 0 E: 0 K: 0 S: 13	H: 1 LOB: 1 BB: 0 P: 15	R: 0 E: 0 K: 0 S: 12	H: 0 LOB: 2 BB: 2 P: 23	R: 0 E: 0 K: 2 S: 10	H: 0 LOB: 0 BB: 0 P: 12	R: 0 E: 0 K: 1 S: 10	H: 0 LOB: 0 BB: 0 P: 11	1B: 1 2B: 0 3B: 0 HR: 0	SF: 0 SAC: 0 DP: 0 HBP: 1	WP: 0 PB: 0 SB: 0 CS: 0	PA: 31
PITCHER	IP WLS BF H R ER SO BB IBB HBP BLK WP HR S P ERA WHIP																					
David Wells, L ERA: 4.54 (1, 1)	7.0 W 25 1 0 0 5 2 0 1 0 0 0 0 74 110 0.00 0.429																					
50 Mike Timlin, R ERA: 1.45 (8, 1)	1.0 3 0 0 0 2 0 0 0 0 0 0 0 10 12 0.00 0.000																					
Keith Foulke, R ERA: 5.59 (9, 1)	1.0 3 0 0 0 1 0 0 0 0 0 0 0 10 11 0.00 0.000																					

Cincinnati Reds @ Boston Red Sox
 Fenway Park, Boston, MA
 Tue Jun 14 2005, 7:05 PM EDT
 Att. 35,387 - Cloudy - 54 F

livebaseballscorecards.com

AB	28
R	0
H	1
RBI	0
BB	2
SO	8
LOB	4



Batter	1	2	3	4	5	6	7	8	9	AB R H RBI BB SO LOB	TOP											
6 Ryan Freel, R OBP: 0.409, SLG: 0.418 (1, 4)	4-2 BB		3-3 K			2-2 G1-3		4-0 FC6-4 BB		2 0 0 0 2 1 1	Cincinnati Reds @ Boston Red Sox Fenway Park, Boston, MA Wed Jun 15 2005, 7:05 PM EDT Att. 35,265 - Overcast - 49 F											
Joe Randa, R OBP: 0.359, SLG: 0.462 (1, 10)	0-2 P3			3-2 L3 1B		1-3 K		0-3 K		4 0 1 0 0 2 3												
Ken Griffey Jr., L OBP: 0.338, SLG: 0.485 (1, 8)	1-3 K			1-1 L3		2-2 1B WP 1B		1-2 FC6-4		4 1 1 0 0 1 4												
Wily Mo Peña, R OBP: 0.321, SLG: 0.714 (1, 9)		3-3 K		1-0 P3		0-1 1B		1-3 K		4 0 1 0 0 2 2												
Adam Dunn, L OBP: 0.404, SLG: 0.550 (1, 3)		0-3 K			2-2 G3		4-1 FC6 BB		1-1 1B	3 0 1 0 1 1 0												
Felipe Lopez, S OBP: 0.344, SLG: 0.542 (1, 6)		1-3 K			0-1 F9		1-1 FC6 1B		2-3 K	4 0 0 0 0 2 2												
Jacob Cruz, L OBP: 0.367, SLG: 0.519 (1, 7)			1-1 P6		0-1 2B		2-0 1B		1-3 K	4 0 2 0 0 1 1												
Jason LaRue, R OBP: 0.331, SLG: 0.374 (1, 2)			1-3 K		1-3 K		1-0 F9		1-2 K	4 0 0 0 0 3 4												
Luis Lopez, S OBP: 0.250, SLG: 0.304 (1, 5)			0-0 1B			3-2 F8		0-1 FC6-4 6 BB 1B		3 0 2 0 0 0 0												
Inning Stats	R: 0 E: 0 K: 1 S: 9	H: 0 LOB: 0 BB: 1 P: 14	R: 0 E: 0 K: 3 S: 13	H: 0 LOB: 0 BB: 0 P: 17	R: 0 E: 0 K: 2 S: 9	H: 1 LOB: 1 BB: 0 P: 14	R: 0 E: 0 K: 0 S: 7	H: 1 LOB: 0 BB: 0 P: 12	R: 0 E: 0 K: 1 S: 10	H: 1 LOB: 1 BB: 0 P: 13	R: 0 E: 0 K: 1 S: 11	H: 0 LOB: 0 BB: 0 P: 17	R: 1 E: 0 K: 0 S: 10	H: 3 LOB: 2 BB: 1 P: 20	R: 0 E: 0 K: 2 S: 12	H: 1 LOB: 2 BB: 1 P: 18	R: 0 E: 0 K: 3 S: 11	H: 1 LOB: 1 BB: 0 P: 16	1B: 7 2B: 2 3B: 0 HR: 0	SF: 0 SAC: 0 DP: 1 HBP: 0	WP: 1 PB: 0 SB: 0 CS: 0	PA: 35
PITCHER	IP WLS BF H R ER SO BB IBB HBP BLK WP HR S P ERA WHIP																					
Bronson Arroyo, R ERA: 4.26 (1, 1)	7.0 W 26 6 1 1 8 2 0 0 0 1 0 69 107 1.29 1.143																					
50 Mike Timlin, R ERA: 1.41 (8, 1)	1.0 5 1 0 0 2 1 0 0 0 0 0 12 18 0.00 2.000																					
Keith Foulke, R ERA: 5.4 (9, 1)	1.0 4 1 0 0 3 0 0 0 0 0 0 11 16 0.00 1.000																					

livebaseballscorecards.com

AB	32
R	1
H	8
RBI	0
BB	3
SO	13
LOB	17



Batter	1	2	3	4	5	6	7	8	9	AB	R	H	RBI	BB	SO	LOB	TOP										
Rafael Furcal, S OBP: 0.276, SLG: 0.341 (1, 6)	2-1 HR	2-2 G4-3		1-1 F9		2-1 P4		0-0 FC2-6 G6-3 BB 1-2f		5	1	1	1	0	0	5											
Marcus Giles, R OBP: 0.355, SLG: 0.437 (1, 4)	3-1 2B SF8 1B		4-1 BB		0-0 HR	1-1 F9		4-2 G6-3 1-2 BB		3	2	2	1	2	0	1											
Julio Franco, R OBP: 0.330, SLG: 0.385 (1, 3)	0-3 K		1-3 K		0-0 BB 1B		2-0 S 2B 1B	2-2 G6-3 1-2 2-3		5	1	2	0	0	2	4											
Andrew Jones, R OBP: 0.321, SLG: 0.510 (1, 8)	0-1 1-3 2B		2-3 K		1-3 K 1B		2-2 G6-3 1-2	4-0 IBB		4	0	1	0	1	2	3											
Andy Marte, R OBP: 0.265, SLG: 0.214 Adam LaRoche, L OBP: 0.311, SLG: 0.444 Wilson Betemit, S OBP: 0.407, SLG: 0.558 (1, 5) (8, PH) (8, 5)	1-0 SF8		2-1 F8		4-2 BB		4-2 2B 1B BB	1-0 G4-3		1	1	0	1	2	0	1											
Johnny Estrada, S OBP: 0.325, SLG: 0.409 (1, 2)	1-3 K			0-1 29 1B	1-3 K		0-0 1B F7-2 2B	1-2 G5-3		5	0	2	1	0	2	3											
Brian Jordan, R OBP: 0.278, SLG: 0.299 (1, 9)		2-0 2B		2-3 K 1B	0-0 G6-3		0-0 2-3 3-H 1B	0-0 G6-3		5	0	2	1	0	1	3											
Ryan Langerhans, L OBP: 0.319, SLG: 0.461 (1, 7)		2-3 K		1-3 K		0-2 29 SH1-4 1B	0-2 F7-2 3-H	0-3 K		5	0	1	0	0	3	4											
29 John Smoltz, R OBP: 0.194, SLG: 0.167 Chris Reitsma, R (9, 1)		3-1 F8		3-2 1B		0-0 SH1-4		0-0 FC2-6 1B		3	0	2	0	0	0	1											
Inning Stats	R: 2 E: 0 K: 2 S: 15	H: 3 LOB: 1 BB: 0 P: 22	R: 0 E: 0 K: 1 S: 9	H: 1 LOB: 1 BB: 0 P: 18	R: 0 E: 0 K: 2 S: 9	H: 0 LOB: 1 BB: 1 P: 18	R: 0 E: 0 K: 2 S: 15	H: 2 LOB: 2 BB: 0 P: 22	R: 1 E: 0 K: 2 S: 13	H: 2 LOB: 2 BB: 1 P: 19	R: 0 E: 0 K: 0 S: 8	H: 1 LOB: 1 BB: 0 P: 11	R: 2 E: 0 K: 0 S: 11	H: 3 LOB: 1 BB: 1 P: 19	R: 0 E: 0 K: 0 S: 9	H: 1 LOB: 3 BB: 2 P: 20	R: 0 E: 0 K: 1 S: 8	H: 0 LOB: 0 BB: 0 P: 9	1B: 8 2B: 4 3B: 0 HR: 2	SF: 1 SAC: 1 DP: 1 HBP: 0	WP: 0 PB: 0 SB: 2 CS: 0	PA: 44					
PITCHER	IP	WLS	BF	H	R	ER	SO	BB	IBB	HBP	BLK	WP	HR	S	P	ERA	WHIP										
Brandon Claussen, L ERA: 4.02 (1, 1)	5.2	L	28	9	3	3	9	2	0	0	0	0	2	67	107	4.76	1.941										
Ricky Stone, R ERA: 4.79 (6, 1)	0.1		1	0	0	0	0	0	0	0	0	0	0	2	3	0.00	0.000										
31 Matt Belisle, R ERA: 4.91 (7, 1)	1.0		6	3	2	2	0	1	0	0	0	0	0	11	19	18.00	4.000										
56 Todd Coffey, R ERA: 5.09 (8, 1)	1.0		6	1	0	0	0	1	1	0	0	0	0	9	20	0.00	2.000										
Kent Mercker, L ERA: 2.86 (9, 1)	1.0		3	0	0	0	1	0	0	0	0	0	0	8	9	0.00	0.000										

Atlanta Braves @ Cincinnati Reds
Great American Ball Park, Cincinnati, OH
Thu Jun 16 2005, 7:10 PM EDT
Att: 23,362 - Partly Cloudy - 72 F

livebaseballscorecards.com

AB 37
R 5
H 13
RBI 5
BB 5
SO 10
LOB 28



Batter	1	2	3	4	5	6	7	8	9	AB	R	H	RBI	BB	SO	LOB
6 Ryan Freel, R OBP: 0.401, SLG: 0.408 (1, 4)	2-1 L8		3-3 K			0-2 F7		2-3 K		4	0	0	0	0	2	0
Joe Randa, R OBP: 0.365, SLG: 0.478 (1, 5)	0-3 K			1-2 HR		3-2 1B			4-1 FC3-6 1B BB	3	1	2	1	1	1	0
Ken Griffey Jr., L OBP: 0.337, SLG: 0.481 (1, 8)	1-1 F7			1-0 G4-3		1-1 F8			0-1 FC3-6 1B	4	0	1	0	0	0	1
Wily Mo Peña, R OBP: 0.306, SLG: 0.679 (1, 9)		2-3 K		0-0 G4-3			0-3 K		0-3 K	4	0	0	0	0	3	2
Adam Dunn, L OBP: 0.405, SLG: 0.568 (1, 3)		2-2 2B		2-3 K			2-2 HR		0-0 FC3-6	4	1	2	1	0	1	2
Felipe Lopez, S OBP: 0.338, SLG: 0.531 (1, 6)		0-2 K			1-2 L6		0-2 G4-3		1-1 G3	4	0	0	0	0	1	3
Jacob Cruz, L OBP: 0.349, SLG: 0.491 (1, 7)		0-3 K			2-1 F8		0-1 G5-3			3	0	0	0	0	1	1
Javier Valentin, S OBP: 0.318, SLG: 0.347 (1, 2)			1-0 F9		2-1 F7			0-0 F9		3	0	0	0	0	0	0
Brandon Claussen, R (1, 1) Ricky Stone, R (6, 1) Luis Lopez, S (6, PH) 31 Matt Belisle, R (7, 1) 56 Todd Coffey, R (8, 1) Rich Aurilia, R (8, PH) Kent Mercker, L (9, 1)			2-3 K			1-2 G4-3		1-2 G1-3		1	0	0	0	0	1	0

BOTTOM

Atlanta Braves @ Cincinnati Reds
Great American Ball Park, Cincinnati, OH
Thu Jun 16 2005, 7:10 PM EDT
Att. 23,362 - Partly Cloudy - 72 F

livebaseballscorecards.com

AB	32
R	2
H	5
RBI	2
BB	1
SO	10
LOB	9



Inning Stats	R: 0	H: 0	E: 0	K: 1	S: 8	H: 0	LOB: 0	BB: 0	P: 11	R: 0	H: 1	E: 0	K: 3	S: 14	H: 1	LOB: 1	BB: 0	P: 18	R: 0	H: 0	E: 0	K: 2	S: 7	R: 1	H: 1	E: 0	K: 1	S: 8	H: 1	LOB: 0	BB: 0	P: 12	R: 0	H: 0	E: 0	K: 0	S: 8	H: 1	LOB: 1	BB: 0	P: 19	R: 1	H: 1	E: 0	K: 1	S: 11	H: 0	LOB: 0	BB: 0	P: 13	R: 0	H: 0	E: 0	K: 1	S: 7	R: 0	H: 1	E: 0	K: 1	S: 9	H: 1	LOB: 2	BB: 1	P: 14	1B: 2	SF: 0	2B: 1	SAC: 0	3B: 0	DP: 0	HR: 2	HBP: 0	WP: 0	PA: 33
--------------	------	------	------	------	------	------	--------	-------	-------	------	------	------	------	-------	------	--------	-------	-------	------	------	------	------	------	------	------	------	------	------	------	--------	-------	-------	------	------	------	------	------	------	--------	-------	-------	------	------	------	------	-------	------	--------	-------	-------	------	------	------	------	------	------	------	------	------	------	------	--------	-------	-------	-------	-------	-------	--------	-------	-------	-------	--------	-------	--------

PITCHER	IP	WLS	BF	H	R	ER	SO	BB	IBB	HBP	BLK	WP	HR	S	P	ERA	WHIP
29 John Smoltz, R (1, 1) ERA: 3.14	8.0	W	28	4	2	2	9	0	0	0	0	0	2	77	109	2.25	0.500
Chris Reitsma, R (9, 1) ERA: 3.19	1.0	S	5	1	0	0	1	1	0	0	0	0	0	9	14	0.00	2.000

PITCHER	IP	WLS	BF	H	R	ER	SO	BB	IBB	HBP	BLK	WP	HR	S	P	ERA	WHIP
---------	----	-----	----	---	---	----	----	----	-----	-----	-----	----	----	---	---	-----	------

Batter	1	2	3	4	5	6	7	8	9	AB R H RBI BB SO LOB	TOP										
Rafael Furcal, S OBP: 0.281, SLG: 0.353 (1, 6)	3-2 HR 3B	0-1 F7		1-2 G1-3		1-1 HR 1B	1-2 G4-3		2-0 FC5-4 WP 1B	6 2 3 0 0 0 2											
Kelly Johnson, L OBP: 0.304, SLG: 0.383 (1, 7)	0-1 HR	1-3 K		0-1 E4		0-0 HR	4-2 BB		4-2 FC5-4 BB	4 2 2 6 2 1 0											
Marcus Giles, R OBP: 0.354, SLG: 0.434 (1, 4)	1-0 1B BB	3-3 K		0-3 K		1-2 G4-3 1B	1-3 K		2-2 FC5-4 HBP 1-2f 2-3	6 1 2 0 0 3 6											
Adam LaRoche, L OBP: 0.312, SLG: 0.438 (1, 3)	3-2 BB HBP 1B			0-0 G4-3		1-0 F7	1-2 G4-3		0-0 G3	1-0 HBP	5 0 1 0 0 0 1										
Andruw Jones, R OBP: 0.321, SLG: 0.530 (1, 8)	0-0 P4			2-1 HR		0-1 HR	3-2 F8		3-2 G6-3	2-3 K	6 2 2 2 0 1 6										
Johnny Estrada, S OBP: 0.327, SLG: 0.405 (1, 2)	1-1 BB HBP			0-0 G3		0-2 G4-3	0-1 F9		0-0 BB 1B		4 0 1 0 0 0 1										
Ryan Langerhans, L OBP: 0.322, SLG: 0.450 (1, 9)	4-0 1-2 2-3 3-H BB			0-1 L8		2-0 G4-3			4-2 BB		3 0 0 1 2 0 0										
Wilson Betemit, S OBP: 0.417, SLG: 0.598 (1, 5)	2-3 K			3-2 HR		0-0 1B HR 1B	1-2 4 2B 1B		0-0 G2-3		5 2 3 1 0 1 5										
Horacio Ramirez, L OBP: 0.310, SLG: 0.357 (1, 1) 4 Pete Orr, L OBP: 0.346, SLG: 0.442 (7, PH) Jim Brower, R (7, 1) 48 Blaine Boyer, R (8, 1) Brian Jordan, R OBP: 0.276, SLG: 0.297 (9, PH) Chris Keitsma, R (9, 1)	0-0 L8			0-0 G2-3		0-0 1B HR 1B	1-0 1-3 2B		1-1 G5-3		3 1 1 0 0 0 3 1 0 1 0 0 0 0 0 0 0 0 0 0 0 0 0 0 0 0 0 0 1 0 0 0 0 0 0 0 0 0 0 0 0 0										
Inning Stats	R: 3 E: 0 K: 1 S: 17	H: 4 LOB: 3 BB: 1 P: 31	R: 0 E: 0 K: 2 S: 8	H: 0 LOB: 0 BB: 0 P: 12	R: 1 E: 0 K: 0 S: 6	H: 1 LOB: 0 BB: 0 P: 8	R: 1 E: 1 K: 1 S: 18	H: 1 LOB: 1 BB: 0 P: 22	R: 1 E: 0 K: 0 S: 7	H: 1 LOB: 0 BB: 0 P: 10	R: 4 E: 0 K: 0 S: 16	H: 5 LOB: 1 BB: 0 P: 22	R: 0 E: 0 K: 1 S: 15	H: 2 LOB: 3 BB: 1 P: 24	R: 0 E: 0 K: 0 S: 10	H: 1 LOB: 2 BB: 1 P: 17	R: 0 E: 0 K: 1 S: 13	H: 1 LOB: 3 BB: 1 P: 25	1B: 9 2B: 1 3B: 1 HR: 5	SF: 0 SAC: 0 DP: 0 HBP: 2	WP: 1 PA: 50 PB: 0 SB: 0 CS: 0
PITCHER	IP WLS BF H R ER SO BB IBB HBP BLK WP HR S P ERA WHIP																			PITCHER	IP WLS BF H R ER SO BB IBB HBP BLK WP HR S P ERA WHIP
Ramon Ortiz, R ERA: 6.51 (1, 1)	5.0 L 25 7 6 6 4 1 0 1 0 0 4 56 83 10.80 1.600																				
Randy Keisler, L ERA: 4.26 (6, 1)	1.0 8 5 4 4 0 0 0 0 0 0 0 1 16 22 36.00 5.000																				
Ricky Stone, R ERA: 4.57 (7, 1)	1.0 6 2 0 0 0 1 1 0 0 0 0 0 15 24 0.00 3.000																				
Ryan Wagner, R ERA: 5.35 (8, 1)	1.0 5 1 0 0 0 1 0 0 0 0 0 0 10 17 0.00 2.000																				
25 David Weathers, R ERA: 4.15 (9, 1)	1.0 6 1 0 0 1 1 0 1 0 0 1 0 13 25 0.00 2.000																				

Atlanta Braves @ Cincinnati Reds
Great American Ball Park, Cincinnati, OH
Fri Jun 17 2005, 7:10 PM EDT
Att: 27,023 - Partly Cloudy - 72 F

livebaseballscorecards.com

AB	44
R	10
H	16
RBI	10
BB	4
SO	6
LOB	24



BOTTOM

Atlanta Braves @ Cincinnati Reds
Great American Ball Park, Cincinnati, OH

Fri Jun 17 2005, 7:10 PM EDT
Att. 27,023 - Partly Cloudy - 72 F

livebaseballscorecards.com

AB	35
R	5
H	11
RBI	5
BB	4
SO	2
LOB	16



WP	1	PA	39
PB	0		
SB	1		
CS	1		

AB R H RBI BB SO LOB

3	2	1	0	2	0	1
5	1	4	3	0	0	1
5	0	0	0	0	0	4
4	1	2	0	0	0	0
4	0	1	0	0	0	2
3	1	1	2	1	0	1
3	0	1	0	0	1	1
1	0	0	0	0	1	2
4	0	1	0	0	0	3
1	0	0	0	0	0	1
1	0	0	0	0	0	0
0	0	0	0	0	0	0
0	0	0	0	0	0	0
0	0	0	0	1	0	0
0	0	0	0	0	0	0
0	0	0	0	0	0	0
1	0	0	0	0	0	0

1B	9	SF	0
2B	0	SAC	0
3B	0	DP	2
HR	2	HBP	0

IP	WLS	BF	H	R	ER	SO	BB	IBB	HBP	BLK	WP	HR	S	P	ERA	WHIP
6.0		26	8	5	5	1	2	0	0	0	1	2	53	87	7.50	1.667
1.0		4	1	0	0	0	1	0	0	0	0	0	11	18	0.00	2.000
1.0		5	1	0	0	1	1	0	0	0	0	0	13	21	0.00	2.000
1.0		4	1	0	0	0	0	0	0	0	0	0	7	10	0.00	1.000

Batter	1	2	3	4	5	6	7	8	9
6 Ryan Freel, R OBP: 0.406, SLG: 0.407 (1, 4)	0-0 HR 1B		4-2 G1-6-3 BB		4-2 S 1B BB		1-2 P3		2-2 P4
Felipe Lopez, S OBP: 0.349, SLG: 0.552 (1, 6)	1-1 HR 1B		1-0 G1-6-3 1-2f		2-1 1B		2-1 G4-6-3 1B		1-0 1B
Sean Casey, L OBP: 0.370, SLG: 0.419 (1, 3)	0-1 G1-3		1-1 G6-3		1-0 G6-3		0-2 G4-6-3 1-2f		0-1 L8
Ken Griffey Jr., L OBP: 0.339, SLG: 0.481 (1, 8)	3-2 G5-3			2-2 WP 1B		2-2 G4-3 HR 1B		2-2 P6	
Joe Randa, R OBP: 0.363, SLG: 0.474 (1, 5)	1-2 G4-3			0-1 F7		1-2 G4-3		0-2 BB 1B	
Wily Mo Peña, R OBP: 0.315, SLG: 0.702 (1, 9)		1-0 G4-3		3-0 G6-3 1-2		2-0 HR		4-2 BB	
Kenny Kelly, R OBP: 0.400, SLG: 0.400 (1, 7)		2-3 K		0-0 G6-3		0-1 CS 1B		1-3 K	
Adam Dunn, L OBP: 0.404, SLG: 0.565 (8, PH) (9, 7)									
Jason LaRue, R OBP: 0.329, SLG: 0.371 (1, 2)		1-0 1B			0-0 G5-3	1 SAFE 1 SAFE X	0-0 F9		1-0 P6
Ramon Ortiz, R OBP: 0.117, SLG: 0.059 (1, 1)		0-1 L4			2-1 L7		4-2 1B BB		0-0 F7
Luis Lopez, S OBP: 0.231, SLG: 0.280 (5, PH)									
Randy Keisler, L OBP: 0.600, SLG: 1.400 (6, 1)									
Ricky Stone, R OBP: 0.359, SLG: 0.491 (7, PH)									
Jacob Cruz, L OBP: 0.359, SLG: 0.491 (8, 1)									
Ryan Wagner, R OBP: 0.314, SLG: 0.342 (9, PH)									
25 David Weathers, R OBP: 0.314, SLG: 0.342 (9, PH)									
Javier Valentin, S OBP: 0.314, SLG: 0.342 (9, PH)									

Inning Stats	R: 2 E: 0 K: 0 S: 13	H: 2 LOB: 0 BB: 0 P: 18	R: 0 E: 0 K: 1 S: 7	H: 1 LOB: 1 BB: 0 P: 11	R: 0 E: 0 K: 0 S: 6	H: 0 LOB: 0 BB: 1 P: 12	R: 0 E: 0 K: 0 S: 7	H: 1 LOB: 1 BB: 0 P: 12	R: 1 E: 0 K: 0 S: 8	H: 1 LOB: 1 BB: 1 P: 17	R: 2 E: 0 K: 0 S: 12	H: 3 LOB: 0 BB: 0 P: 17	R: 0 E: 0 K: 0 S: 11	H: 1 LOB: 1 BB: 1 P: 18	R: 0 E: 0 K: 1 S: 13	H: 1 LOB: 2 BB: 1 P: 21	R: 0 E: 0 K: 0 S: 7	H: 1 LOB: 1 BB: 0 P: 10	1B: 9 2B: 0 3B: 0 HR: 2	SF: 0 SAC: 0 DP: 2 HBP: 0	WP: 1 PB: 0 SB: 1 CS: 1	PA: 39	
PITCHER	IP	WLS	BF	H	R	ER	SO	BB	IBB	HBP	BLK	WP	HR	S	P	ERA	WHIP						
Horacio Ramirez, L ERA: 5.38 (1, 1)	6.0		26	8	5	5	1	2	0	0	0	1	2	53	87	7.50	1.667						
Jim Brower, R ERA: 6.32 (7, 1)	1.0		4	1	0	0	0	1	0	0	0	0	0	11	18	0.00	2.000						
48 Blaine Boyer, R ERA: 2.25 (8, 1)	1.0		5	1	0	0	1	1	0	0	0	0	0	13	21	0.00	2.000						
Chris Reitsma, R ERA: 3.09 (9, 1)	1.0		4	1	0	0	0	0	0	0	0	0	0	7	10	0.00	1.000						

Batter	1	2	3	4	5	6	7	8	9	AB R H RBI BB SO LOB	TOP										
Rafael Furcal, S OBP: 0.276, SLG: 0.346 (1, 6)	2-2 F9		0-0 B3-4	2-1 F9		0-1 L4			3-2 G6-3	5 0 0 0 0 0 4											
Marcus Giles, R OBP: 0.355, SLG: 0.433 (1, 4)	1-0 F8		1-1 HR 1B	0-0 F9			1-0 FC4 1B		1-2 G6-3	5 1 2 0 0 0 3											
Julio Franco, R OBP: 0.336, SLG: 0.444 Adam LaRoche, L OBP: 0.310, SLG: 0.435 (1, 3) (9, PH) (9, 3)	0-0 HR		2-1 HR 1-H		1-2 F9		1-2 FC4 G6-4-3		0-0 G4-3	4 2 2 3 0 0 1 1 0 0 0 0 0 0											
Andruw Jones, R OBP: 0.324, SLG: 0.542 (1, 8)	3-1 F7		0-0 FC6-4 1B		1-0 HR		1-2 G6-4-3			4 1 2 1 0 0 1											
Andy Marte, R OBP: 0.263, SLG: 0.250 (1, 5)		3-2 2B	1-1 FC6-4		1-2 G5-3			2-2 G4-3		4 0 1 0 0 0 1											
Brian Jordan, R OBP: 0.276, SLG: 0.293 (1, 9)		2-2 F8		1-0 F9	0-1 F7			2-1 HR HBP		3 1 0 0 0 0 1											
Johnny Estrada, S OBP: 0.330, SLG: 0.429 (1, 2)		0-2 F8		0-1 1B 2B		1-2 P3		0-1 HR		4 1 2 2 0 0 1											
Kelly Johnson, L OBP: 0.317, SLG: 0.380 (1, 7)		2-3 K		4-2 1B BB		2-2 SH1-4 1B		3-3 K		3 0 1 0 1 2 1											
Jorge Sosa, R OBP: 0.500, SLG: 0.500 Adam Beirner, R OBP: 1.000, SLG: 1.000 John Foster, L (7, 1) 48 Blaine Boyer, R Wilson Betemit, S OBP: 0.412, SLG: 0.590 Jim Brower, R (8, PH) Chris Reitsma, R (9, 1)			1-3 K	0-0 1B		0-0 SH1-4		1-1 G5-3		2 0 1 0 0 1 0 1 0											
Inning Stats	R: 1 E: 0 K: 0 S: 9	H: 1 LOB: 0 BB: 0 P: 15	R: 0 E: 0 K: 1 S: 20	H: 1 LOB: 1 BB: 0 P: 27	R: 2 E: 0 K: 1 S: 11	H: 3 LOB: 1 BB: 0 P: 16	R: 0 E: 0 K: 0 S: 10	H: 2 LOB: 3 BB: 1 P: 17	R: 1 E: 0 K: 0 S: 9	H: 1 LOB: 0 BB: 0 P: 12	R: 0 E: 0 K: 0 S: 8	H: 1 LOB: 1 BB: 0 P: 11	R: 2 E: 0 K: 1 S: 11	H: 1 LOB: 0 BB: 0 P: 19	R: 0 E: 0 K: 0 S: 12	H: 0 LOB: 0 BB: 0 P: 16	1B: 5 2B: 2 3B: 0 HR: 4	SF: 0 SAC: 1 DP: 1 HBP: 1	WP: 0 PB: 0 SB: 0 CS: 0	PA: 39	
PITCHER	IP WLS BF H R ER SO BB IBB HBP BLK WP HR S P ERA WHIP	IP WLS BF H R ER SO BB IBB HBP BLK WP HR S P ERA WHIP	IP WLS BF H R ER SO BB IBB HBP BLK WP HR S P ERA WHIP	IP WLS BF H R ER SO BB IBB HBP BLK WP HR S P ERA WHIP	IP WLS BF H R ER SO BB IBB HBP BLK WP HR S P ERA WHIP	IP WLS BF H R ER SO BB IBB HBP BLK WP HR S P ERA WHIP	IP WLS BF H R ER SO BB IBB HBP BLK WP HR S P ERA WHIP	IP WLS BF H R ER SO BB IBB HBP BLK WP HR S P ERA WHIP	IP WLS BF H R ER SO BB IBB HBP BLK WP HR S P ERA WHIP	IP WLS BF H R ER SO BB IBB HBP BLK WP HR S P ERA WHIP	IP WLS BF H R ER SO BB IBB HBP BLK WP HR S P ERA WHIP	IP WLS BF H R ER SO BB IBB HBP BLK WP HR S P ERA WHIP	IP WLS BF H R ER SO BB IBB HBP BLK WP HR S P ERA WHIP	IP WLS BF H R ER SO BB IBB HBP BLK WP HR S P ERA WHIP	IP WLS BF H R ER SO BB IBB HBP BLK WP HR S P ERA WHIP	IP WLS BF H R ER SO BB IBB HBP BLK WP HR S P ERA WHIP	IP WLS BF H R ER SO BB IBB HBP BLK WP HR S P ERA WHIP	IP WLS BF H R ER SO BB IBB HBP BLK WP HR S P ERA WHIP	IP WLS BF H R ER SO BB IBB HBP BLK WP HR S P ERA WHIP	IP WLS BF H R ER SO BB IBB HBP BLK WP HR S P ERA WHIP	IP WLS BF H R ER SO BB IBB HBP BLK WP HR S P ERA WHIP
22 Eric Milton, L ERA: 7.82 (1, 1)	6.0 L 28 9 4 4 2 1 0 0 0 0 3 68 99 6.00 1.667	1.1 5 1 1 1 0 0 0 0 1 0 0 0 12 19 6.75 0.750	0.2 3 1 1 1 1 0 0 0 0 0 1 7 11 13.50 1.500	1.0 3 0 0 0 0 0 0 0 0 0 0 0 12 16 0.00 0.000																	

Atlanta Braves @ Cincinnati Reds
Great American Ball Park, Cincinnati, OH

Sat Jun 18 2005, 7:10 PM EDT
Att: 41,737 - Partly Cloudy - 73 F

livebaseballscorecards.com

AB	36
R	6
H	11
RBI	6
BB	1
SO	3
LOB	13



Batter	1	2	3	4	5	6	7	8	9	AB R H RBI BB SO LOB	TOP																									
Rafael Furcal, S (1, 6) OBP: 0.274, SLG: 0.346	1-2 F8		3-2 G4-3	0-0 P6		0-1 G6-3 1B 2B	0-2 FC6-4 1B		0-1 G4-3	6 1 1 1 0 0 3																										
Kelly Johnson, L (1, 7) OBP: 0.348, SLG: 0.389	3-2 F7		4-0 1B BB		4-1 BB BB	2-2 G6-3	1-0 SAFE 1B		2-2 1B	4 1 2 2 2 0 1																										
Marcus Giles, R (1, 4) OBP: 0.358, SLG: 0.430	4-2 BB		0-1 1B 1B		1-1 P6	4-2 1B BB	1-3 K		2-3 K	4 1 1 0 2 2 4																										
Adam LaRoche, L (1, 3) OBP: 0.312, SLG: 0.434	1-3 K		0-0 BB 1B		1-1 F8	0-0 1B 1B		3-2 G4-3		5 0 2 2 0 1 2																										
Andruw Jones, R (1, 8)		4-2 G3-6-3 BB	4-1 1-2 BB		4-2 1-2 BB	0-0 1-2 1B		2-0 1B 2B		2 1 2 1 3 0 0																										
Johnny Estrada, S (1, 2) OBP: 0.327, SLG: 0.423		1-2 G3-6-3	0-2 G5-3		0-2 G4-3	2-1 F8		2-2 1B		5 0 1 1 0 0 8																										
4 Pete Orr, L (8, PR) OBP: 0.346, SLG: 0.442										0 0 0 0 0 0 0																										
Adam Benero, R (8, 1) OBP: 1.000, SLG: 1.000										0 0 0 0 0 0 0																										
Ryan Langerhans, L (1, 9) OBP: 0.318, SLG: 0.441		2-2 P5		1-3 K		1-2 BB 1B	0-0 L8	1-2 F8		5 1 1 0 0 1 1																										
Wilson Betemit, S (1, 5) OBP: 0.412, SLG: 0.636			3-2 HR	1-2 3B		2-3 K	1-1 E6 FC6-4 1B	3-3 K		5 2 2 1 0 2 2																										
26 Kyle Davies, R (1, 1) OBP: 0.143, SLG: 0.143			2-2 F9	0-0 G5-3		4-2 SAFE 2B G6-3 BB	3-2 FC6-4 1B		1-0 G6-3	2 0 0 0 0 0 1																										
John Foster, L (5, 1)										0 0 0 0 0 0 0																										
Andy Marte, R (6, PH) OBP: 0.250, SLG: 0.250										0 1 0 0 0 1 0 0																										
Kevin Gryboski, R (6, 1)										0 0 0 0 0 0 0 0																										
Brian Jordan, R (7, PH) OBP: 0.279, SLG: 0.296										1 0 1 0 0 0 0 0																										
Dan Klob, R (7, 1)										0 0 0 0 0 0 0 0																										
16 Brian McCann, L (8, 2) OBP: 0.313, SLG: 0.467										1 0 0 0 0 0 0 0																										
Inning Stats	R: 0 E: 0 K: 1 S: 15	H: 0 LOB: 1 BB: 1 P: 24	R: 0 E: 0 K: 0 S: 8	H: 0 LOB: 0 BB: 1 P: 15	R: 2 E: 0 K: 0 S: 17	H: 3 LOB: 3 BB: 2 P: 33	R: 0 E: 0 K: 1 S: 10	H: 1 LOB: 1 BB: 0 P: 12	R: 0 E: 0 K: 0 S: 10	H: 0 LOB: 2 BB: 2 P: 20	R: 4 E: 0 K: 1 S: 19	H: 4 LOB: 2 BB: 2 P: 34	R: 1 E: 1 K: 1 S: 13	H: 2 LOB: 2 BB: 0 P: 19	R: 1 E: 0 K: 1 S: 17	H: 2 LOB: 1 BB: 0 P: 28	R: 0 E: 0 K: 1 S: 9	H: 1 LOB: 1 BB: 0 P: 14	1B: 9 2B: 2 3B: 1 HR: 1	SF: 0 SAC: 0 DP: 1 HBP: 0	WP: 0 PA: 48 PB: 0 SB: 0 CS: 0															
PITCHER	IP WLS BF H R ER SO BB IBB HBP BLK WP HR S P ERA WHIP																																			
Luke Hudson, R (1, 1) ERA: 5.63	5.0		24	4	2	2	2	6	0	0	0	0	1	60	104	3.60	2.000																			
Randy Keisler, L (6, 1) ERA: 5.49	0.2		5	2	3	3	1	1	0	0	0	0	0	13	22	40.50	4.500																			
Ricky Stone, R (6, 1) ERA: 4.91	0.1	H	4	2	1	1	0	1	0	0	0	0	0	6	12	27.00	9.000																			
Kent Mercker, L (7, 1) ERA: 3.0	1.0	B	6	2	1	0	1	0	0	0	0	0	0	13	19	0.00	2.000																			
25 David Weathers, R (8, 1) ERA: 4.17	2.0	W	9	3	1	1	2	0	0	0	0	0	0	26	42	4.50	1.500																			

Atlanta Braves @ Cincinnati Reds
Great American Ball Park, Cincinnati, OH
Sun Jun 19 2005, 1:15 PM EDT
Att. 28,836 - Cloudy - 71 F

livebaseballscorecards.com

AB	40
R	8
H	13
RBI	8
BB	8
SO	6
LOB	22



Batter	1	2	3	4	5	6	7	8	9	AB R H RBI BB SO LOB	TOP		
22 David Eckstein, R (1, 6) OBP: 0.383, SLG: 0.386	3-2 BB 1B		2-2 F9		4-2 L6-3 BB		2-2 1B 3B	2-2 G6-3		4 1 2 0 1 0 2			
Abraham Nunez, S (1, 4) OBP: 0.361, SLG: 0.410	0-2 FC5 5 BB 1B		0-0 G5-3		2-0 L6-3		0-2 5 HR 1B	1-1 L6		5 1 2 1 0 0 3			
5 Albert Pujols, R (1, 3) OBP: 0.423, SLG: 0.601	4-1 1B 2-3 2-3 BB		3-2 2B 1B		4-2 HR BB		1-0 HR		1-2 G6-3	3 3 2 2 2 0 0			
Reggie Sanders, R (1, 7) OBP: 0.356, SLG: 0.555	3-2 F9		1-1 1-H 2B		0-0 1-H HR		1-2 1B		1-0 L8	5 1 3 3 0 0 3			
John Mabry, L (1, 9) OBP: 0.326, SLG: 0.408	1-3 K		0-3 K		1-2 P4		2-3 K		1-3 K	5 0 0 0 0 4 5			
27 Scott Rolen, R (1, 5) OBP: 0.333, SLG: 0.453	0-1 FC5 2-3f			1-2 G6-3		1-1 G6-3	1-3 K			4 0 0 0 0 1 4			
So Taguchi, R (1, 8) OBP: 0.295, SLG: 0.358		1-1 G6-3		1-2 F9		0-0 G6-3		0-1 4 2B 1B		4 0 1 0 0 0 0			
4 Yadier Molina, R (1, 2) OBP: 0.286, SLG: 0.329		0-1 G6-3		0-0 1B		2-1 G4-3		0-0 1B 2B		4 0 2 0 0 0 0			
29 Chris Carpenter, R (1, 1) OBP: 0.091, SLG: 0.063 Ray King, L (9, 1)		1-3 K		0-3 K			1-3 K	1-1 G6-3		4 0 0 0 0 3 3 0 0 0 0 0 0 0			
Inning Stats	R: 0 H: 2 E: 0 LOB: 3 K: 1 BB: 1 S: 19 P: 30	R: 0 H: 0 E: 0 LOB: 0 K: 1 BB: 0 S: 7 P: 9	R: 1 H: 2 E: 0 LOB: 1 K: 1 BB: 0 S: 16 P: 22	R: 0 H: 1 E: 0 LOB: 1 K: 1 BB: 0 S: 12 P: 14	R: 2 H: 1 E: 0 LOB: 0 K: 0 BB: 2 S: 11 P: 22	R: 0 H: 0 E: 0 LOB: 0 K: 0 BB: 0 S: 5 P: 8	R: 3 H: 4 E: 0 LOB: 1 K: 3 BB: 0 S: 19 P: 27	R: 0 H: 2 E: 0 LOB: 2 K: 0 BB: 0 S: 10 P: 14	R: 0 H: 0 E: 0 LOB: 0 K: 1 BB: 0 S: 7 P: 10	1B: 7 SF: 0 2B: 3 SAC: 0 3B: 1 DP: 1 HR: 2 HBP: 0	WP: 0 PA: 41 PB: 0 SB: 0 CS: 0		
PITCHER	IP WLS BF H R ER SO BB IBB HBP BLK WP HR S P ERA WHIP											PITCHER	IP WLS BF H R ER SO BB IBB HBP BLK WP HR S P ERA WHIP
39 Aaron Harang, R (1, 1) ERA: 4.08	6.1 L 29 8 5 5 5 3 0 0 0 0 0 1 79 117 7.11 1.737												
Ryan Wagner, R (7, 1) ERA: 5.54	0.2 4 2 1 1 2 0 0 0 0 0 0 1 10 15 13.50 3.000												
56 Todd Coffey, R (8, 1) ERA: 4.58	1.0 5 2 0 0 0 0 0 0 0 0 0 0 10 14 0.00 2.000												
31 Matt Belisle, R (9, 1) ERA: 4.8	1.0 3 0 0 0 0 1 0 0 0 0 0 0 7 10 0.00 0.000												

St. Louis Cardinals @ Cincinnati Reds
 Great American Ball Park, Cincinnati, OH
 Mon Jun 20 2005, 7:10 PM EDT
 Att: 22,035 - Partly Cloudy - 80 F

livebaseballscorecards.com

AB 38
 R 6
 H 12
 RBI 6
 BB 3
 SO 8
 LOB 20



Batter	1	2	3	4	5	6	7	8	9	AB R H RBI BB SO LOB
Felipe Lopez, S OBP: 0.345, SLG: 0.545 (1, 6)	2-1 G5-3		4-2 BB			0-0 G4-3			3-1 HR	3 1 1 1 1 0 0
Rich Aurilia, R OBP: 0.279, SLG: 0.431 (1, 4)	0-1 G6-3		1-3 K			2-1 F8			4-2 G3 G5-3 BB	3 0 0 0 1 1 1
Sean Casey, L OBP: 0.373, SLG: 0.422 (1, 3)	2-1 G4-3			1-0 G3-1			1-3 K2-3		0-0 G5-3	4 0 0 0 0 1 1
Ken Griffey Jr., L OBP: 0.337, SLG: 0.484 (1, 8)		3-2 P4		2-1 G3-1		1-0 F7		1-2 G3	1-2 G3	4 0 0 0 0 0 1
Joe Randa, R OBP: 0.363, SLG: 0.485 (1, 5)		0-1 FC6-4 1B		1-1 F8		0-1 1B		0-3 K	0-3 K	4 0 2 0 0 1 1
Adam Dunn, L OBP: 0.394, SLG: 0.558 (1, 7)		3-2 F9			1-3 K		3-3 K			3 0 0 0 0 2 2
Wily Mo Peña, R OBP: 0.327, SLG: 0.663 (1, 9)		0-0 FC6-4 1-2f			1-3 K2-3			1-1 G5-4-3 1B		3 0 1 0 0 1 1
Jason LaRue, R OBP: 0.339, SLG: 0.382 (1, 2)			0-0 G5-3		3-3 K			0-0 G5-4-3 1-2f		3 0 0 0 0 1 1
39 Aaron Harang, R OBP: 0.030, SLG: 0.030 (1, 1)			0-2 G3-1			0-3 K		1-3 K		2 0 0 0 0 1 0
Ryan Wagner, R (7, 1)										0 0 0 0 0 0 0
56 Todd Coffey, R (8, 1)										0 0 0 0 0 0 0
Jacob Cruz, L (8, PH)										1 0 0 0 0 1 0
31 Matt Belisle, R (9, 1)										0 0 0 0 0 0 0

Inning Stats	R: 0 E: 0 K: 0 S: 6	H: 0 LOB: 0 BB: 0 P: 10	R: 0 E: 0 K: 0 S: 11	H: 1 LOB: 1 BB: 0 P: 17	R: 0 E: 0 K: 1 S: 9	H: 0 LOB: 1 BB: 1 P: 14	R: 0 E: 0 K: 0 S: 5	H: 0 LOB: 0 BB: 0 P: 9	R: 0 E: 0 K: 3 S: 9	H: 0 LOB: 0 BB: 0 P: 14	R: 0 E: 0 K: 1 S: 6	H: 0 LOB: 0 BB: 0 P: 8	R: 0 E: 0 K: 2 S: 12	H: 1 LOB: 1 BB: 0 P: 17	R: 0 E: 0 K: 1 S: 6	H: 1 LOB: 0 BB: 0 P: 8	R: 1 E: 0 K: 1 S: 13	H: 1 LOB: 1 BB: 1 P: 21	1B: 3 2B: 0 3B: 0 HR: 1	SF: 0 SAC: 0 DP: 1 HBP: 0	WP: 0 PB: 0 SB: 0 CS: 0	PA: 32		
PITCHER	IP	WLS	BF	H	R	ER	SO	BB	IBB	HBP	BLK	WP	HR	S	P	ERA	WHIP							
29 Chris Carpenter, R (1, 1) ERA: 3.01	8.0	W	29	4	1	1	8	2	0	0	0	0	0	69	109	1.12	0.750							
Ray King, L (9, 1) ERA: 2.84	1.0		3	0	0	0	1	0	0	0	0	0	0	8	9	0.00	0.000							

BOTTOM

St. Louis Cardinals @ Cincinnati Reds
Great American Ball Park, Cincinnati, OH

Mon Jun 20 2005, 7:10 PM EDT
Att. 22,035 - Partly Cloudy - 80 F

livebaseballscores.com

AB	30
R	1
H	4
RBI	1
BB	2
SO	9
LOB	8



Batter	1	2	3	4	5	6	7	8	9	AB R H RBI BB SO LOB	TOP	
22 David Eckstein, R OBP: 0.377, SLG: 0.380 Cal Eldred, R	3-2 P4	0-1 F8		2-1 F8			1-2 G5-3		1-2 K	4 0 0 0 0 0 3 1 0 0 0 0 1 0		
Mark Grudzielanek, R OBP: 0.351, SLG: 0.418	3-2 L9		2-2 G3		1-1 L4		0-2 1B		0-2 G6-3	5 0 1 0 0 0 0		
5 Albert Pujols, R OBP: 0.419, SLG: 0.597	0-2 F7		3-2 S E 2B		2-2 F9		1-1 F8		1-0 G6-3	5 1 1 0 0 0 1		
Reggie Sanders, R OBP: 0.351, SLG: 0.547 John Mabry, L OBP: 0.323, SLG: 0.405		3-1 F8	2-1 F7 2-H		0-0 G6-3		0-1 G3-1			3 0 0 0 0 0 0 1 0 0 0 0 0 1		
27 Scott Rolen, R OBP: 0.331, SLG: 0.442		4-1 BB 1B BB	0-0 F8			1-0 L6		1-2 G6-3		3 1 0 0 1 0 0		
Scott Seabol, R OBP: 0.333, SLG: 0.386		4-2 1B 4 SF8 BB		1-0 G5-3		3-1 F8		0-0 1B 2B		3 1 1 0 1 0 0		
So Taguchi, R OBP: 0.309, SLG: 0.370		0-2 1B 4 SF8 1B		3-2 SH1-4 4 1B		1-0 S 4 1B 1B		2-2 L1		4 1 3 1 0 0 1		
4 Yadier Molina, R OBP: 0.291, SLG: 0.335 34 Randy Flores, L		2-2 SF8		2-0 SH1-4 4 1B		1-1 FC6-4 1B		0-0 1B		2 0 2 1 0 0 0 0 0 0 0 0 0 0 1 0 1 0 0 0 0		
Abraham Nunez, S OBP: 0.365, SLG: 0.414		1-2 3-H		0-1 SH1-4		0-2 FC6-4 1B		2-3 1B		1 0 1 1 0 0 0 0 0 0 0 0 0 0 2 0 0 0 0 0 4		
Jason Marquis, L OBP: 0.395, SLG: 0.583 48 Brad Thompson, R Einar Diaz, R OBP: 0.239, SLG: 0.244		2-2 2-H 1B		1-2 2-3		1-2f 2-3		0-1 G6-3				
Inning Stats	R: 0 H: 0 E: 0 LOB: 0 K: 0 BB: 0 S: 11 P: 17	R: 3 H: 2 E: 0 LOB: 1 K: 0 BB: 2 S: 16 P: 31	R: 1 H: 1 E: 1 LOB: 0 K: 0 BB: 0 S: 11 P: 18	R: 0 H: 2 E: 0 LOB: 2 K: 0 BB: 0 S: 9 P: 17	R: 0 H: 0 E: 0 LOB: 0 K: 0 BB: 0 S: 7 P: 10	R: 0 H: 2 E: 0 LOB: 2 K: 0 BB: 0 S: 11 P: 17	R: 0 H: 1 E: 0 LOB: 1 K: 0 BB: 0 S: 10 P: 12	R: 0 H: 2 E: 0 LOB: 2 K: 0 BB: 0 S: 13 P: 16	R: 0 H: 0 E: 0 LOB: 0 K: 1 BB: 0 S: 8 P: 10	1B: 8 SF: 1 2B: 2 SAC: 1 3B: 0 DP: 0 HR: 0 HBP: 0	WP: 0 PA: 39 PB: 0 SB: 2 CS: 0	
PITCHER	IP WLS BF H R ER SO BB IBB HBP BLK WP HR S P ERA WHIP											
Brandon Claussen, L ERA: 4.07	(1, 1) 6.0 W 27 7 4 3 0 2 0 0 0 0 0 0 65 110 4.50 1.500											
31 Matt Belisle, R ERA: 4.6	(7, 1) 2.0 9 3 0 0 0 0 0 0 0 0 0 0 23 28 0.00 1.500											
Ricky Stone, R ERA: 4.7	(9, 1) 1.0 3 0 0 0 0 1 0 0 0 0 0 0 8 10 0.00 0.000											

St. Louis Cardinals @ Cincinnati Reds
 Great American Ball Park, Cincinnati, OH
 Tue Jun 21 2005, 7:10 PM EDT
 Att: 22,268 - Partly Cloudy - 82 F

livebaseballscorecards.com

AB 35
 R 4
 H 10
 RBI 3
 BB 2
 SO 1
 LOB 10



Batter	1	2	3	4	5	6	7	8	9
Felipe Lopez, S OBP: 0.346, SLG: 0.544 (1, 6)	1-3 K2-3	0-2 G4-6-3	0-0 2B			4-0 1B BB		2-2 G4-3	
Rich Aurilia, R OBP: 0.289, SLG: 0.450 (1, 4)	2-2 G1-6-3 3B	2-2 G4-3	0-2 G4-3			0-1 1-2 1B		2-1 1B 1B	
Sean Casey, L OBP: 0.374, SLG: 0.421 (1, 3)	0-2 G1-6-3		0-1 F9 1B	1-1 G3		2-3 K		0-0 G5-4-3 1B	
Ken Griffey Jr., L OBP: 0.338, SLG: 0.481 (1, 8)	1-1 F8		3-1 E BB 1B	2-2 F8		0-2 F8		2-2 G5-4-3	
31 Matt Belisle, R OBP: 0.143, SLG: 0.143 (7, 1)									
William Bergolla, R OBP: 0.139, SLG: 0.139 (8, PH)									
Ricky Stone, R (9, 1)									
Joe Randa, R OBP: 0.362, SLG: 0.494 (1, 5)		2-2 HR	2-0 F9	2-3 K		3-2 G5-3			
Adam Dunn, L OBP: 0.395, SLG: 0.553 (1, 7)		4-1 2B HR BB	4-1 BB E 2B BB		1-0 G3-1		0-3 K		
Wily Mo Peña, R OBP: 0.324, SLG: 0.657 (1, 9)		0-1 HR	1-0 E4 BB 2B		1-0 G5-3		1-0 G6-3		
Javier Valentin, S OBP: 0.358, SLG: 0.418 (1, 2)		3-1 HR	4-2 2B BB		1-0 P6		4-1 BB		
Brandon Claussen, R OBP: 0.143, SLG: 0.053 (1, 1)		1-2 HR	0-3 K			0-1 BB 1B		1-3 K	
Kenny Kelly, R OBP: 0.375, SLG: 0.375 (6, PH)									
Jacob Cruz, L OBP: 0.343, SLG: 0.467 (8, 9)									

Inning Stats	R: 1	H: 1	E: 0	K: 1	S: 11	H: 1	LOB: 0	BB: 0	P: 15	R: 4	H: 4	E: 0	K: 0	S: 19	H: 3	LOB: 1	BB: 2	P: 30	R: 0	H: 0	E: 0	K: 1	S: 16	R: 0	H: 0	E: 0	K: 0	S: 3	H: 2	LOB: 2	BB: 1	P: 23	R: 0	H: 0	E: 0	K: 2	S: 14	H: 2	LOB: 1	BB: 1	P: 14	R: 0	H: 2	E: 0	K: 0	S: 13	H: 2	LOB: 1	BB: 0	P: 19
--------------	------	------	------	------	-------	------	--------	-------	-------	------	------	------	------	-------	------	--------	-------	-------	------	------	------	------	-------	------	------	------	------	------	------	--------	-------	-------	------	------	------	------	-------	------	--------	-------	-------	------	------	------	------	-------	------	--------	-------	-------

PITCHER	IP	WLS	BF	H	R	ER	SO	BB	IBB	HBP	BLK	WP	HR	S	P	ERA	WHIP
Jason Marquis, R ERA: 4.1 (1, 1)	2.1	L	17	7	10	6	1	3	0	0	0	0	2	39	69	23.14	4.286
48 Brad Thompson, R ERA: 2.18 (3, 1)	2.2		9	1	0	0	2	0	0	0	0	0	0	18	26	0.00	0.375
34 Randy Flores, L ERA: 3.52 (6, 1)	1.0		6	2	1	1	1	1	0	0	0	0	0	14	23	9.00	3.000
Cal Eldred, R ERA: 1.8 (7, 1)	2.0		8	2	0	0	2	1	0	0	0	0	0	21	33	0.00	1.500

BOTTOM

AB R H RBI BB SO LOB

4	0	1	3	1	1	1
5	1	3	1	0	0	1
5	1	2	1	0	1	2
4	1	1	0	0	0	2
0	0	0	0	0	0	0
1	0	0	0	0	0	2
0	0	0	0	0	0	0
4	1	1	1	0	1	4
2	2	0	0	2	1	0
4	2	1	1	0	0	2
2	2	1	4	2	0	0
2	0	1	0	0	1	3
2	1	1	0	0	1	1
0	0	0	0	0	0	0


1B: 7 SF: 0
2B: 2 SAC: 0
3B: 1 DP: 2
HR: 2 HBP: 0

WP: 0 PA: 40
PB: 0
SB: 0
CS: 0

St. Louis Cardinals @ Cincinnati Reds
Great American Ball Park, Cincinnati, OH

livebaseballscorecards.com

AB 35
R 11
H 12
RBI 11
BB 5
SO 6
LOB 18



Tue Jun 21 2005, 7:10 PM EDT
Att. 22,268 - Partly Cloudy - 82 F

Batter	1	2	3	4	5	6	7	8	9	AB R H RBI BB SO LOB	TOP		
22 David Eckstein, R (1, 6) OBP: 0.375, SLG: 0.375	1-2 L9		3-2 F8		0-0 G6-3			4-2 5 BB 1B HBP	2-2 FC6-4	4 1 0 1 0 0 2			
15 Jim Edmonds, L (1, 8) OBP: 0.399, SLG: 0.541	2-3 K			0-1 P5	1-0 FC6-4 1B			4-0 1B 5 BB 1B FC4-6	0-3 K	4 1 1 1 1 2 1			
5 Albert Pujols, R (1, 3) OBP: 0.417, SLG: 0.592	1-2 K			1-1 P4	0-1 FC6-4			0-1 1B 1B E		4 1 1 1 0 1 1			
Reggie Sanders, R (1, 7) OBP: 0.358, SLG: 0.546		4-0 BB BB		4-1 BB		1-3 K		0-0 FC4-6 1B		2 0 1 0 2 1 0			
Larry Walker, L (1, 9) OBP: 0.364, SLG: 0.434 Julian Tavarez, L (8, 1)		4-1 G6-4-3 BB		1-3 K		1-0 G4-3		0-0 FC4-6		3 0 0 1 1 1 2 0 0 0 0 0 0 0			
Mark Grudzielanek, R (1, 4) OBP: 0.349, SLG: 0.427		0-2 L9			0-1 HR		2-3 K	1-1 F9		4 1 1 1 0 1 3			
Abraham Nunez, S (1, 5) OBP: 0.368, SLG: 0.416		0-2 G6-4-3			1-0 4 BB 22 G6-3 1B		1-0 G5-4-3 1B	1-2 G3		4 1 2 0 0 0 3			
4 Yadier Molina, R (1, 2) OBP: 0.290, SLG: 0.338			0-1 G5-3		1 SAFE 1 SAFE 1-3 22 G6-3 15 1B 2B		1-1 G5-4-3		1-2 G4-3	4 1 1 0 0 0 1			
30 Mark Mulder, L (1, 1) OBP: 0.172, SLG: 0.148 Scott Seabolt, R (5, PH) Al Reyes, R (5, 1) So Taguchi, R (7, PH) Ray King, L (7, 1) John Mabry, L (8, 9) OBP: 0.397, SLG: 0.367			3-2 G4-3		2-2 G5-3		3-2 F9		1-0 22 FC6-4 1B	1 0 0 0 0 0 0 1 0 0 0 0 0 0 0 0 0 0 0 0 0 1 0 0 0 0 0 0 0 0 0 0 0 0 0 1 0 1 0 0 0 0			
Inning Stats	R: 0 H: 0 E: 0 LOB: 0 K: 2 BB: 0 S: 10 P: 14	R: 0 H: 0 E: 0 LOB: 1 K: 0 BB: 2 S: 8 P: 16	R: 0 H: 0 E: 0 LOB: 0 K: 0 BB: 0 S: 10 P: 16	R: 0 H: 0 E: 0 LOB: 1 K: 1 BB: 1 S: 9 P: 15	R: 3 H: 4 E: 0 LOB: 1 K: 0 BB: 0 S: 11 P: 15	R: 0 H: 0 E: 0 LOB: 0 K: 2 BB: 0 S: 7 P: 11	R: 0 H: 1 E: 0 LOB: 0 K: 0 BB: 0 S: 8 P: 13	R: 3 H: 2 E: 1 LOB: 1 K: 0 BB: 1 S: 11 P: 21	R: 0 H: 1 E: 0 LOB: 1 K: 1 BB: 0 S: 13 P: 17	1B: 6 SF: 0 2B: 1 SAC: 0 3B: 0 DP: 2 HR: 1 HBP: 1	WP: 0 PA: 38 PB: 0 SB: 0 CS: 0		
PITCHER	IP WLS BF H R ER SO BB IBB HBP BLK WP HR S P ERA WHIP											PITCHER	IP WLS BF H R ER SO BB IBB HBP BLK WP HR S P ERA WHIP
Ramon Ortiz, R (1, 1) ERA: 6.22	7.0 W 27 5 3 3 5 3 0 0 0 0 0 1 63 100 3.86 1.143												
Ryan Wagner, R (8, 1) ERA: 6.27	0.0 3 1 3 3 0 1 0 1 0 0 0 0 4 12 ∞ ∞												
25 David Weathers, R (8, 1) ERA: 3.99	1.2 H 7 2 0 0 0 0 0 0 0 0 0 0 16 22 0.00 1.200												
Kent Mercker, L (9, 1) ERA: 2.97	0.1 S 1 0 0 0 0 1 0 0 0 0 0 0 4 4 0.00 0.000												

St. Louis Cardinals @ Cincinnati Reds
Great American Ball Park, Cincinnati, OH
Wed Jun 22 2005, 12:35 PM EDT
Att. 31,566 - Sunny - 80 F

livebaseballscorecards.com

AB	33
R	6
H	8
RBI	5
BB	4
SO	6
LOB	15



Batter	1	2	3	4	5	6	7	8	9	AB R H RBI BB SO LOB	TOP										
Felipe Lopez, S (1, 6) OBP: 0.341, SLG: 0.535	1-3 		1-2 E1 SF7 1B		1-2 G4-3		0-0 G6-3		1-0 2-H 2B	5 1 2 1 0 1 0											
Rich Aurilia, R (1, 4) OBP: 0.302, SLG: 0.446	1-1 F8		4-1 1B BB		2-1 G6-3		1-0 P3		4-0 BB	3 0 0 0 2 0 0											
Sean Casey, L (1, 3) OBP: 0.368, SLG: 0.414	2-3 K		3-1 SF7		2-2 F7			1-1 G5-3	0-1 F8	4 0 0 1 0 1 2											
Ken Griffey Jr., L (1, 8) OBP: 0.340, SLG: 0.507		0-0 HR	0-2 1-2 1B			2-3 K		3-2 HR		4 2 3 2 0 1 0											
Joe Randa, R (1, 10) OBP: 0.366, SLG: 0.504		1-1 HR	0-0 F9			0-1 1B 1B		1-3 K		4 1 2 1 0 1 2											
Adam Dunn, L (1, 7) OBP: 0.395, SLG: 0.572		1-2 K		1-3 K		1-2 1-2 1B		2-3 K		4 0 1 0 0 3 0											
Wily Mo Peña, R (1, 9) OBP: 0.319, SLG: 0.623		2-2 G5-3		1-2 K		1-3 K			2-2 SH1-3 2B 1B	4 1 1 0 0 2 2											
Jason LaRue, R (1, 2) OBP: 0.348, SLG: 0.402		1-0 F7		1-1 1B		0-0 F8		SAFE 0-0 SH1-3	1-2	3 0 1 0 0 0 2											
12 Edwin Encarnación, R (1, 5)			1-0 F9	0-0 F8			2-3 K		1-3 K	4 0 0 0 0 2 2											
Inning Stats	R: 0 E: 0 K: 2 S: 9	H: 0 LOB: 0 BB: 0 P: 13	R: 2 E: 0 K: 1 S: 10	H: 2 LOB: 0 BB: 1 P: 15	R: 1 E: 1 K: 0 S: 11	H: 2 LOB: 2 BB: 1 P: 20	R: 0 E: 0 K: 2 S: 9	H: 1 LOB: 1 BB: 0 P: 12	R: 0 E: 0 K: 0 S: 9	H: 0 LOB: 0 BB: 0 P: 14	R: 0 E: 0 K: 1 S: 5	H: 0 LOB: 0 BB: 0 P: 8	R: 1 E: 0 K: 2 S: 14	H: 1 LOB: 0 BB: 0 P: 21	R: 1 E: 0 K: 1 S: 14	H: 2 LOB: 2 BB: 1 P: 22	1B: 6 2B: 1 3B: 0 HR: 3	SF: 1 SAC: 1 DP: 0 HBP: 0	WP: 0 PB: 0 SB: 0 CS: 0	PA: 39	
PITCHER	IP WLS BF H R ER SO BB IBB HBP BLK WP HR S P ERA WHIP																				
Scott Elarton, R (1, 1) ERA: 4.76	6.0		26	7	3	3	7	1	0	0	0	0	2	62	92	4.50	1.333				
59 Matt Miller, R (7, 1) ERA: 1.61	1.0	H	3	0	0	0	1	0	0	0	0	0	0	5	8	0.00	0.000				
Scott Sauerbeck, L (8, 1) ERA: 3.48	0.1	B	2	1	1	1	0	0	0	0	0	1	8	12	27.00	3.000					
Arthur Rhodes, L (8, 1) ERA: 0.91	0.2		2	0	0	0	2	0	0	0	0	0	6	9	0.00	0.000					
Bob Howry, R (9, 1) ERA: 3.73	1.0	L	6	2	1	1	1	1	0	0	0	0	14	22	9.00	3.000					

Cincinnati Reds @ Cleveland Indians
 Jacobs Field, Cleveland, OH
 Fri Jun 24 2005, 7:05 PM EDT
 Att: 27,129 - Partly Cloudy - 88 F

livebaseballscorecards.com

AB	35
R	5
H	10
RBI	5
BB	2
SO	11
LOB	10



Batter	1	2	3	4	5	6	7	8	9	AB	R	H	RBI	BB	SO	LOB
24 Grady Sizemore, L OBP: 0.351, SLG: 0.475 (1, 8)	4-1 48 1B 41 1B BB	0-1 G3		4-1 S BB			2-0 F9			2	1	0	0	2	0	1
Casey Blake, R OBP: 0.294, SLG: 0.384 (1, 9)	2-1 F7		1-2 41 BB 1B	0-2 P6			2-2 K			4	0	1	0	0	1	3
Coco Crisp, S OBP: 0.335, SLG: 0.446 (1, 7)	2-2 F8		0-1 F8			3-2 G4-3		0-0 B1-3		4	0	0	0	0	0	2
48 Travis Hafner, L OBP: 0.385, SLG: 0.484 (1, 10)	1-1 41 1B 2B 1B		2-2 F7			3-3 K		1-1 F8		4	1	1	0	0	1	1
41 Victor Martinez, S OBP: 0.312, SLG: 0.370 (1, 2)	1-2 2B 1B		4-2 B BB			0-2 K		1-0 F8		3	0	1	1	1	1	0
Ronnie Belliard, R OBP: 0.333, SLG: 0.444 (1, 4)	2-0 1-H 2-H 2B		1-2 K			2-2 K		1-2 G6-3		4	0	1	1	0	2	2
José Hernández, R OBP: 0.267, SLG: 0.358 (1, 3)		1-2 HR		0-0 HR		1-3 K		1-0 1B		3	2	2	2	0	1	0
Ben Broussard, L OBP: 0.300, SLG: 0.436 (9, PH)						0-0 G5-3		1-3 K		1	0	1	0	0	0	0
Aaron Boone, R OBP: 0.256, SLG: 0.343 (1, 5)		4-1 2 G5-4-3 BB		1-1 G5-3		0-0 G5-3		1-3 SAFE K		3	0	0	0	1	1	1
2 Jhonny Peralta, R OBP: 0.328, SLG: 0.509 (1, 6)		1-0 G5-4-3		3-2 G4-3		1-1 CS 1B		1-0 F7		4	0	1	0	0	0	2

Inning Stats	R: 2	H: 3	E: 0	K: 13	LOB: 2	BB: 1	P: 25	R: 1	H: 1	E: 0	K: 0	LOB: 0	BB: 1	P: 13	R: 0	H: 1	E: 0	K: 1	LOB: 2	BB: 1	P: 25	R: 1	H: 1	E: 0	K: 0	LOB: 1	BB: 1	P: 18	R: 0	H: 0	E: 0	K: 2	LOB: 0	BB: 0	P: 15	R: 0	H: 0	E: 0	K: 2	LOB: 0	BB: 0	P: 10	R: 0	H: 1	E: 0	K: 1	LOB: 0	BB: 0	P: 10	R: 0	H: 0	E: 0	K: 0	LOB: 0	BB: 0	P: 6	R: 0	H: 0	E: 0	K: 1	LOB: 1	BB: 0	P: 12	1B: 5	SF: 0	2B: 1	SAC: 0	3B: 0	DP: 1	HR: 2	HBP: 0	WP: 0	PA: 36
--------------	------	------	------	-------	--------	-------	-------	------	------	------	------	--------	-------	-------	------	------	------	------	--------	-------	-------	------	------	------	------	--------	-------	-------	------	------	------	------	--------	-------	-------	------	------	------	------	--------	-------	-------	------	------	------	------	--------	-------	-------	------	------	------	------	--------	-------	------	------	------	------	------	--------	-------	-------	-------	-------	-------	--------	-------	-------	-------	--------	-------	--------

PITCHER	IP	WLS	BF	H	R	ER	SO	BB	IBB	HBP	BLK	WP	HR	S	P	ERA	WHIP
22 Eric Milton, L ERA: 7.7 (1, 1)	6.0		26	6	4	4	5	4	0	0	0	0	2	63	106	6.00	1.667
56 Todd Coffey, R ERA: 4.35 (7, 1)	1.0		3	1	0	0	1	0	0	0	0	0	6	10	0.00	1.000	
Kent Mercker, L ERA: 2.87 (8, 1)	1.0	W	3	0	0	0	0	0	0	0	0	0	4	6	0.00	0.000	
25 David Weathers, R ERA: 3.89 (9, 1)	1.0	S	4	1	0	0	1	0	0	0	0	0	8	12	0.00	1.000	

BOTTOM

Cincinnati Reds @ Cleveland Indians
 Jacobs Field, Cleveland, OH
 Fri Jun 24 2005, 7:05 PM EDT
 Att. 27,129 - Partly Cloudy - 88 F

livebaseballscorecards.com

AB	32
R	4
H	8
RBI	4
BB	4
SO	7
LOB	12



Batter	1	2	3	4	5	6	7	8	9	AB R H RBI BB SO LOB	TOP
Felipe Lopez, S (1, 6) <small>OBP: 0.347, SLG: 0.554</small>	0-1 		1-1 		0-1 		3-2 		3-2 	5 2 3 1 0 0 1	
Rich Aurilia, R (1, 4) <small>OBP: 0.304, SLG: 0.447</small> William Bergolla, R (7, PH) <small>OBP: 0.132, SLG: 0.132</small>	1-1 		1-0 		2-3 		0-3 		0-0 	2 1 1 0 0 1 1 2 0 0 0 0 1 1	
Sean Casey, L (1, 3) <small>OBP: 0.372, SLG: 0.422</small>	3-1 		0-2 		0-0 		0-2 		0-1 	5 2 3 2 0 0 2	
Ken Griffey Jr., L (1, 8) <small>OBP: 0.340, SLG: 0.504</small> Jason Romano, R (8, PH) <small>OBP: 0.412, SLG: 0.667</small>	0-2 		4-0 		0-0 			1-2 	1-0 	2 0 0 0 1 1 2 2 1 1 2 0 1 0	
Joe Randa, R (1, 5) <small>OBP: 0.365, SLG: 0.506</small> 12 Edwin Encarnación, R (7, 5)	1-1 		1-1 		2-3 			1-1 	0-1 	3 0 1 1 0 1 1 2 0 0 0 0 0 0	
Adam Dunn, L (1, 7) <small>OBP: 0.393, SLG: 0.567</small>		0-1 	2-3 		0-1 			2-1 		4 0 1 0 0 1 2	
Wily Mo Peña, R (1, 9) <small>OBP: 0.316, SLG: 0.609</small>		1-1 		2-3 	0-0 			0-1 		4 0 1 0 0 1 1	
Jacob Cruz, L (1, 10) <small>OBP: 0.333, SLG: 0.438</small>		2-3 		2-3 	2-2 				1-3 	4 0 0 0 0 3 1	
Javier Valentin, S (1, 2) <small>OBP: 0.364, SLG: 0.458</small>			3-2 	0-0 		0-0 			3-1 	4 1 2 1 0 0 0	
Inning Stats	R: 1 H: 2 E: 0 LOB: 1 K: 1 BB: 0 S: 11 P: 16	R: 0 H: 0 E: 0 LOB: 0 K: 1 BB: 0 S: 7 P: 10	R: 2 H: 3 E: 0 LOB: 2 K: 1 BB: 1 S: 15 P: 27	R: 0 H: 0 E: 0 LOB: 0 K: 2 BB: 0 S: 7 P: 11	R: 0 H: 1 E: 0 LOB: 1 K: 1 BB: 0 S: 7 P: 9	R: 0 H: 1 E: 0 LOB: 1 K: 1 BB: 0 S: 9 P: 13	R: 0 H: 1 E: 0 LOB: 1 K: 1 BB: 0 S: 11 P: 14	R: 0 H: 1 E: 0 LOB: 1 K: 1 BB: 0 S: 10 P: 14	R: 4 H: 4 E: 0 LOB: 0 K: 1 BB: 0 S: 15 P: 23	1B: 7 SF: 0 2B: 3 SAC: 1 3B: 0 DP: 0 HR: 3 HBP: 0	WP: 0 PA: 41 PB: 0 SB: 0 CS: 0
PITCHER 37 Jake Westbrook, R (1, 1) <small>ERA: 4.52</small> 63 Rafael Betancourt, R (8, 1) <small>ERA: 2.31</small> David Riske, R (9, 1) <small>ERA: 3.47</small>	IP WLS BF H R ER SO BB IBB HBP BLK WP HR S P ERA WHIP 7.0 W 30 8 3 3 8 1 0 0 0 0 0 67 100 3.86 1.286 1.0 4 1 0 0 1 0 0 0 0 0 0 10 14 0.00 1.000 1.0 7 4 4 4 1 0 0 0 0 0 0 3 15 23 36.00 4.000	PITCHER IP WLS BF H R ER SO BB IBB HBP BLK WP HR S P ERA WHIP									

Cincinnati Reds @ Cleveland Indians
 Jacobs Field, Cleveland, OH
 Sat Jun 25 2005, 7:05 PM EDT
 Att. 42,521 - Cloudy - 84 F

AB	39
R	7
H	13
RBI	7
BB	1
SO	10
LOB	12



Batter	1	2	3	4	5	6	7	8	9
24 Grady Sizemore, L OBP: 0.358, SLG: 0.491 (1, 8)	1-0 1B 48 G4-3 2B		1-2 HR	0-0 P5		4-1 1B BB		0-1 G4-3	
Coco Crisp, S OBP: 0.342, SLG: 0.456 (1, 7)	0-0 48 G4-3 2-3 1B		2-1 F9		1-0 G3-1	0-0 1-2 2-3 1B		3-2 48 1B 2B	
48 Travis Hafner, L OBP: 0.392, SLG: 0.500 (1, 10)	2-2 G4-3 1-2f		1-2 41 HR BB		0-1 HR	2-3 K		3-2 2-H 1B	
41 Victor Martinez, S OBP: 0.316, SLG: 0.391 (1, 2)	0-2 G4-3		0-1 HR		0-1 G3-1 2B		1-2 G6-3 1B	2-2 G1-3	
Ben Broussard, L OBP: 0.302, SLG: 0.462 (1, 3)		2-0 P6	1-1 HR	1-1 HR	0-0 G3-1		1-1 G6-3		
Ronnie Belliard, R OBP: 0.339, SLG: 0.445 (1, 4)		4-0 1B BB	3-1 2B 1B 1B	0-0 G4-3	0-1 F8		2-2 BB 1B		
Jody Gerut, L OBP: 0.374, SLG: 0.409 (1, 9)		1-1 SAFE 1-2 1B	1-1 1B 2B	1-3 K		0-0 L8	4-2 BB		
Aaron Boone, R OBP: 0.259, SLG: 0.344 (1, 5)		0-2 F7	0-0 24 BB 1B	1-0 2 1B 1B		0-0 E4 1B 24 BB	2-3 K		
2 Jhonny Peralta, R OBP: 0.325, SLG: 0.500 (1, 6)		0-2 L4	1-3 K	0-2 1-2 1B		2-3 K		3-2 G1-5-3	

Inning Stats	R: 1 E: 0 K: 0 S: 9	H: 2 LOB: 0 BB: 0 P: 12	R: 0 E: 0 K: 0 S: 11	H: 1 LOB: 2 BB: 1 P: 18	R: 8 E: 0 K: 1 S: 26	H: 8 LOB: 2 BB: 2 P: 45	R: 1 E: 0 K: 1 S: 12	H: 3 LOB: 2 BB: 0 P: 15	R: 1 E: 0 K: 0 S: 8	H: 2 LOB: 1 BB: 0 P: 9	R: 0 E: 1 K: 2 S: 10	H: 1 LOB: 3 BB: 1 P: 18	R: 0 E: 0 K: 1 S: 16	H: 2 LOB: 2 BB: 1 P: 26	R: 1 E: 0 K: 0 S: 17	H: 2 LOB: 1 BB: 0 P: 28
--------------	------------------------------	----------------------------------	-------------------------------	----------------------------------	-------------------------------	----------------------------------	-------------------------------	----------------------------------	------------------------------	---------------------------------	-------------------------------	----------------------------------	-------------------------------	----------------------------------	-------------------------------	----------------------------------

PITCHER	IP	WLS	BF	H	R	ER	SO	BB	IBB	HBP	BLK	WP	HR	S	P	ERA	WHIP
Luke Hudson, R ERA: 8.35 (1, 1)	2.1	L	16	8	7	7	0	2	0	0	0	0	3	35	57	27.00	4.286
Ricky Stone, R ERA: 5.61 (3, 1)	2.2		17	8	4	4	2	1	0	0	0	0	2	31	42	13.50	3.375
Ryan Wagner, R ERA: 5.95 (6, 1)	2.0		11	3	0	0	3	2	0	0	0	0	0	26	44	0.00	2.500
56 Todd Coffey, R ERA: 4.57 (8, 1)	1.0		5	2	1	1	0	0	0	0	0	0	0	17	28	9.00	2.000

AB R H RBI BB SO LOB

4 3 2 1 2 0 2

6 1 4 2 0 0 0

5 2 3 3 1 1 4

6 1 3 2 0 0 3

5 2 2 2 0 0 2

4 1 2 0 1 0 1

4 1 2 0 1 1 0

5 1 2 1 0 1 4

5 0 1 0 0 2 5

AB 44

R 12

H 21

RBI 11

BB 5

SO 5

LOB 21

WP: 0 PA: 49

PB: 0

SB: 0

CS: 0

WP: 0

PA: 49

ERA

WHIP

1B: 12 SF: 0

2B: 4 SAC: 0

3B: 0 DP: 2

HR: 5 HBP: 0

WP: 0 PA: 49

PB: 0

SB: 0

CS: 0

ERA

WHIP

livebaseballscorecards.com

Cincinnati Reds @ Cleveland Indians

Jacobs Field, Cleveland, OH

Sat Jun 25 2005, 7:05 PM EDT

Att: 42,521 - Cloudy - 84 F



Batter	1	2	3	4	5	6	7	8	9	AB R H RBI BB SO LOB	TOP																									
Felipe Lopez, S (1, 6) OBP: 0.348, SLG: 0.551	3-2 E5 1B	0-1 G5-4-3 1-2f			0-1 G6-3		2-2 F3		3-1 1B	5 0 2 0 0 0 3																										
Rich Aurilia, R (1, 4) OBP: 0.301, SLG: 0.436	4-2 BB		2-2 F8		0-1 G5-3		1-3 K		0-0 F9	4 0 0 0 1 1 3																										
Sean Casey, L (1, 3) OBP: 0.370, SLG: 0.419	3-3 K		0-1 G6-3			0-0 G3		3-2 G4-6-3 BB E 1B		4 1 1 0 0 1 2																										
Ken Griffey Jr., L (1, 10) OBP: 0.339, SLG: 0.498	3-3 K		2-2 L8		2-2 G4-3			4-0 G4-6-3 BB		3 0 0 0 1 1 2																										
Joe Randa, R (1, 5) OBP: 0.364, SLG: 0.500	3-2 P3			2-1 F8		4-1 BB		0-0 G4-6-3 1-2f 2-3		3 0 0 0 1 0 4																										
Adam Dunn, L (1, 7) OBP: 0.391, SLG: 0.566		2-2 G6-3		2-2 2B		1-0 G5-3		2-2 E4		4 0 1 0 0 0 1																										
Wily Mo Peña, R (1, 9) OBP: 0.314, SLG: 0.596		0-1 HR 1B		2-2 L7			0-3 K2-3 1 SAFE 2 SAFE	2-2 F9		4 1 1 0 0 1 2																										
Jason LaRue, R (1, 2) OBP: 0.351, SLG: 0.429		3-1 HR 1-H		1-1 G1-3			0-0 2B		0-1 G5-3	4 1 2 2 0 0 1																										
Jason Romano, R (1, 8) OBP: 0.450, SLG: 0.647 Jacob Cruz, L (9, PH) OBP: 0.329, SLG: 0.431		4-2 G5-4-3 BB			1-3 K2-3		1-2 1B		0-1 G1-3	2 0 1 0 1 1 0 1 0 0 0 0 0 0																										
Inning Stats	R: 0 E: 1 K: 2 S: 16	H: 1 LOB: 2 BB: 1 P: 32	R: 2 E: 0 K: 0 S: 14	H: 2 LOB: 0 BB: 1 P: 23	R: 0 E: 0 K: 0 S: 9	H: 0 LOB: 0 BB: 0 P: 13	R: 0 E: 0 K: 0 S: 13	H: 1 LOB: 1 BB: 0 P: 20	R: 0 E: 0 K: 1 S: 9	H: 0 LOB: 0 BB: 0 P: 10	R: 0 E: 0 K: 2 S: 13	H: 2 LOB: 2 BB: 0 P: 17	R: 1 E: 1 K: 0 S: 11	H: 1 LOB: 1 BB: 1 P: 22	R: 0 E: 0 K: 0 S: 7	H: 1 LOB: 1 BB: 0 P: 10	1B: 5 2B: 2 3B: 0 HR: 1	SF: 0 SAC: 0 DP: 2 HBP: 0	WP: 0 PB: 0 SB: 0 CS: 0	PA: 38																
PITCHER	IP WLS BF H R ER SO BB IBB HBP BLK WP HR S P ERA WHIP																																			
CC Sabathia, L (1, 1) ERA: 4.6	5.0		4	2	2	3	2	0	0	0	0	0	1	61	98	3.60	1.200																			
Scott Sauerbeck, L (6, 1) ERA: 3.32	1.0	H	4	0	0	0	1	0	0	0	0	0	0	6	13	0.00	1.000																			
63 Rafael Betancourt, R (7, 1) ERA: 2.29	0.1	H	3	2	0	0	1	0	0	0	0	0	0	7	8	0.00	6.000																			
Arthur Rhodes, L (7, 1) ERA: 0.87	1.1	B	6	1	1	0	1	1	0	0	0	0	0	14	26	0.00	1.500																			
Bob Howry, R (8, 1) ERA: 3.69	0.1	W	1	0	0	0	0	0	0	0	0	0	0	3	5	0.00	0.000																			
PITCHER	IP WLS BF H R ER SO BB IBB HBP BLK WP HR S P ERA WHIP																																			
Bob Wickman, R (9, 1) ERA: 2.79	1.0	S	4	1	0	0	0	0	0	0	0	0	0	4	10	0.00	1.000																			

Cincinnati Reds @ Cleveland Indians
 Jacobs Field, Cleveland, OH
 Sun Jun 26 2005, 1:05 PM EDT
 Att. 29,355 - Sunny - 85 F

livebaseballscorecards.com

AB	34
R	3
H	8
RBI	2
BB	4
SO	5
LOB	18



Batter	1	2	3	4	5	6	7	8	9
24 Grady Sizemore, L (1, 8) OBP: 0.358, SLG: 0.493	2-2 F8		1-1 BB 48 2B 1-2 1B		0-2 1B FC1-6 2B		0-3 K	3-2 G3	
Coco Crisp, S (1, 7) OBP: 0.345, SLG: 0.455	2-1 F8		4-2 48 2B 1-2 2-3 BB		0-0 FC1-6 2-3 1B		0-0 G5-3		
48 Travis Hafner, L (1, 10) OBP: 0.393, SLG: 0.502	0-1 P4		2-2 1-3 2-H 3-H 2B		1-3 K		1-1 1B HBP		
Ben Broussard, L (1, 3) OBP: 0.305, SLG: 0.461		2-3 K	4-0 FC4-6 IBB		0-1 FC1-6 1-2f 3-H 1B		0-1 FC6-4 1-3 1B		
Ronnie Belliard, R (1, 4) OBP: 0.341, SLG: 0.446		0-1 1B	0-2 F4		3-2 1-2 1B		0-0 FC6-4 1-2f 1B		
Jody Gerut, L (1, 9) OBP: 0.369, SLG: 0.413		2-2 F7 SAFE	2-2 FC4-6 1-2f		2-1 G4-3			1-1 G6-3 41 1B 2B	
Casey Blake, R (1, 5) OBP: 0.289, SLG: 0.378		2-3 K SAFE		1-3 K		1-1 F9		2-2 G6-3 2-3	
Alex Cora, L (1, 6) OBP: 0.257, SLG: 0.289			3-2 F8	1-0 F7		1-2 F7		2-2 G4-3	
Josh Bard, S (1, 2) OBP: 0.274, SLG: 0.245			4-2 BB 48 2B 24 1B BB	0-0 F8		0-1 G4-3		2-2 3-H 1B	
41 Victor Martinez, S (8, PH) OBP: 0.318, SLG: 0.393									

Inning Stats	R: 0	H: 0	E: 0	K: 0	S: 7	R: 0	H: 1	E: 0	K: 2	S: 21	R: 2	H: 2	E: 0	K: 0	S: 24	R: 0	H: 0	E: 0	K: 1	S: 5	R: 1	H: 3	E: 0	K: 1	S: 15	R: 0	H: 0	E: 0	K: 0	S: 8	R: 0	H: 1	E: 0	K: 1	S: 8	R: 1	H: 2	E: 0	K: 0	S: 19		
	LOB: 0	BB: 0	LOB: 1	BB: 0		LOB: 3	BB: 3	LOB: 0	BB: 0		LOB: 0	BB: 0	LOB: 2	BB: 0		LOB: 0	BB: 0	LOB: 0	BB: 0		LOB: 0	BB: 0	LOB: 2	BB: 0		LOB: 1	BB: 0	LOB: 1	BB: 0	LOB: 2	BB: 0	LOB: 1	BB: 0	LOB: 1	BB: 0	LOB: 1	BB: 0	LOB: 1	BB: 0	LOB: 1	BB: 0	LOB: 1

PITCHER	IP	WLS	BF	H	R	ER	SO	BB	IBB	HBP	BLK	WP	HR	S	P	ERA	WHIP
39 Aaron Harang, R (1, 1) ERA: 4.11	6.0		27	6	3	3	4	2	1	0	0	0	0	80	120	4.50	1.333
37 Brian Shackelford, L (7, 1) ERA:	0.2		4	1	0	0	1	0	0	1	0	0	0	7	8	0.00	1.500
25 David Weathers, R (7, 1) ERA: 4.02	1.0	L	5	2	1	1	0	0	0	0	0	0	0	17	24	9.00	2.000
Kent Mercker, L (8, 1) ERA: 2.84	0.1		1	0	0	0	0	0	0	0	0	0	0	3	6	0.00	0.000

BOTTOM

Cincinnati Reds @ Cleveland Indians
Jacobs Field, Cleveland, OH
 Sun Jun 26 2005, 1:05 PM EDT
 Att. 29,355 - Sunny - 85 F

AB	R	H	RBI	BB	SO	LOB
5	2	2	0	0	1	1
3	0	1	0	1	0	0
3	0	1	2	0	1	2
3	0	1	1	1	1	1
4	0	2	0	0	0	5
4	1	1	0	0	0	6
4	0	0	0	0	2	2
4	0	0	0	0	0	1
2	1	0	0	1	0	0
1	0	1	1	0	0	0

AB	33
R	4
H	9
RBI	4
BB	3
SO	5
LOB	18

WP: 0 PA: 37
 PB: 0
 SB: 0
 CS: 0



PITCHER	IP	WLS	BF	H	R	ER	SO	BB	IBB	HBP	BLK	WP	HR	S	P	ERA	WHIP
39 Aaron Harang, R (1, 1) ERA: 4.11	6.0		27	6	3	3	4	2	1	0	0	0	0	80	120	4.50	1.333
37 Brian Shackelford, L (7, 1) ERA:	0.2		4	1	0	0	1	0	0	1	0	0	0	7	8	0.00	1.500
25 David Weathers, R (7, 1) ERA: 4.02	1.0	L	5	2	1	1	0	0	0	0	0	0	0	17	24	9.00	2.000
Kent Mercker, L (8, 1) ERA: 2.84	0.1		1	0	0	0	0	0	0	0	0	0	0	3	6	0.00	0.000

Batter	1	2	3	4	5	6	7	8	9	AB R H RBI BB SO LOB	TOP									
Felipe Lopez, S (1, 6) OBP: 0.350, SLG: 0.550	3-2 1B 1B		0-0 G5-4-3 1B		3-2 L4		1-0 FC6-4 1B			4 1 2 0 0 0 1										
Rich Aurilia, R (1, 4) OBP: 0.300, SLG: 0.431	0-3 1B		2-1 G5-4-3 1-2f		0-1 G6-3		1-0 1-2 PO 1B			4 0 1 0 0 1 2										
Sean Casey, L (1, 3) OBP: 0.372, SLG: 0.420	0-1 1B 1-2 1B		0-1 2B 1B		0-3 K		1-1 PO 1-2	0-2 G6-3		4 0 2 0 0 1 0										
Joe Randa, R (1, 5) OBP: 0.369, SLG: 0.506	3-1 1-2 2-H 1B		2-0 1-3 2B		4-1 FC4-6 1B BB		2-3 K			3 0 2 1 1 1 0										
Wily Mo Peña, R (1, 9) OBP: 0.312, SLG: 0.585	1-3 1B		1-3 1B		2-1 1-2 FC4-6 1B		1-1 F8			4 0 1 0 0 2 4										
Kent Mercker, L (8, 1)										0 0 0 0 0 0 0										
Adam Dunn, L (1, 7) OBP: 0.386, SLG: 0.556	0-1 F8			1-2 L9		1-1 FC4-6 1-2f 2-3			0-0 F8	4 0 0 0 0 0 4										
Jason LaRue, R (1, 2) OBP: 0.349, SLG: 0.421				4-2 BB		0-1 G6-4-3 1-2f			2-3 K	3 0 0 0 1 1 2										
Jason Romano, R (1, 8) OBP: 0.391, SLG: 0.550				2-3 K			2-1 G6-3		4-0 S BB	3 0 0 0 0 1 1										
Javier Valentin, S (9, PH) OBP: 0.370, SLG: 0.458										0 0 0 0 1 0 0										
Ray Olmedo, S (9, PR)										0 0 0 0 0 0 0										
Brandon Claussen, R (1, 1) OBP: 0.130, SLG: 0.048				0-1 G1-3			4-1 FC6-4 BB		3-3 K	2 0 0 0 0 0 1										
12 Edwin Encarnación, R (7, PH)										0 0 0 0 1 0 0										
31 Matt Belisle, R (7, 1) OBP: 0.143, SLG: 0.143										0 0 0 0 0 0 0										
Jacob Cruz, L (8, 9) OBP: 0.324, SLG: 0.424										1 0 0 0 0 1 1										
Inning Stats	R: 1 E: 0 K: 2 S: 16	H: 3 LOB: 2 BB: 0 P: 23	R: 0 E: 0 K: 0 S: 7	H: 0 LOB: 0 BB: 0 P: 13	R: 0 E: 0 K: 1 S: 9	H: 3 LOB: 2 BB: 0 P: 14	R: 0 E: 0 K: 1 S: 11	H: 0 LOB: 1 BB: 1 P: 18	R: 0 E: 0 K: 0 S: 7	H: 1 LOB: 1 BB: 1 P: 14	R: 0 E: 0 K: 0 S: 6	H: 1 LOB: 1 BB: 1 P: 15	R: 0 E: 0 K: 1 S: 10	H: 0 LOB: 0 BB: 0 P: 13	R: 0 E: 0 K: 2 S: 7	H: 0 LOB: 2 BB: 1 P: 16	1B: 7 2B: 1 3B: 0 HR: 0	SF: 0 SAC: 0 DP: 2 HBP: 0	WP: 0 PB: 0 SB: 1 CS: 0	PA: 37
PITCHER	IP WLS BF H R ER SO BB IBB HBP BLK WP HR S P ERA WHIP																			
30 Mark Mulder, L (1, 1) ERA: 4.54	6.1 W 27 7 1 1 5 3 0 0 0 0 0 0 62 103 1.42 1.579																			
48 Brad Thompson, R (7, 1) ERA: 2.05	0.1 H 2 1 0 0 0 0 0 0 0 0 0 0 2 4 0.00 3.000																			
Ray King, L (7, 1) ERA: 2.45	0.2 H 1 0 0 0 0 0 0 0 0 0 0 0 4 5 0.00 0.000																			
Julian Tavarez, R (8, 1) ERA: 2.52	0.2 H 2 0 0 0 1 0 0 0 0 0 0 0 7 10 0.00 0.000																			
44 Jason Isringhausen, R (9, 1) ERA: 2.05	1.0 S 4 0 0 0 2 1 0 0 0 0 0 0 7 16 0.00 1.000																			

Cincinnati Reds @ St. Louis Cardinals
 Busch Stadium, St. Louis, MO
 Tue Jun 28 2005, 7:10 PM CDT
 Att: 38,640 - Partly Cloudy - 91 F

livebaseballscorecards.com

AB	32
R	1
H	8
RBI	1
BB	4
SO	8
LOB	16



Batter	1	2	3	4	5	6	7	8	9	AB R H RBI BB SO LOB	TOP											
Felipe Lopez, S (1, 6) OBP: 0.348, SLG: 0.545	0-1 G3		2-1 F7			3-2 S 1B		1-1 G3		4 0 1 0 0 0 0												
Rich Aurilia, R (1, 4) OBP: 0.293, SLG: 0.421 56 Todd Coffey, R (8, 1)	0-1 P3		1-2 L8			1-2 F7		2-1 G1-3		4 0 0 0 0 0 1 0 0 0 0 0 0 0												
Sean Casey, L (1, 3) OBP: 0.368, SLG: 0.416 Ray Olmedo, S (8, 4)	1-2 P6				0-1 F8	0-1 F8			2-2 PB SF8 2B	3 0 0 0 0 0 1 1 1 1 0 0 0 0												
Joe Randa, R (1, 5)		0-3 K		3-2 FC1-6 1B		1-2 L8		4-1 2-3 BB		3 0 1 0 1 1 1												
Adam Dunn, L (1, 7) OBP: 0.384, SLG: 0.558		0-0 HR 2B		0-1 FC1-6 1-2f			1-1 F8	2-1 SF8		3 1 1 1 0 0 1												
Wily Mo Peña, R (1, 9) OBP: 0.310, SLG: 0.598		3-2 2-H HR		1-2 G1-3			1-2 G6-3	0-2 3-H K		4 1 1 2 0 1 2												
Jason LaRue, R (1, 2) OBP: 0.347, SLG: 0.423		3-3 K			1-2 G5-3		2-1 2B	0-0 F9		4 0 1 0 0 1 1												
Jason Romano, R (1, 8) OBP: 0.385, SLG: 0.522		0-3 K			0-1 12 G5-4-3 1B		0-1 F8			3 0 1 0 0 1 1												
Ramon Ortiz, R (1, 1) OBP: 0.136, SLG: 0.143 Ryan Wagner, R (3, 1) 12 Edwin Encarnación, R (5, PH) Ricky Stone, R (5, 1) 37 Brian Shackelford, L (7, 1) Jacob Cruz, L (8, PH) OBP: 0.320, SLG: 0.418			0-0 G6-3		1-2 G5-4-3 1-2f			3-1 G4-3		1 0 0 0 0 0 0 0 0 0 0 0 0 0 1 0 0 0 0 0 1 0 0 0 0 0 0 0 0 0 0 0 0 0 0 1 0 0 0 0 0 0												
Inning Stats	R: 0 E: 0 K: 0 S: 7	H: 0 LOB: 0 BB: 0 P: 8	R: 2 E: 0 K: 3 S: 13	H: 2 LOB: 0 BB: 0 P: 19	R: 0 E: 0 K: 0 S: 6	H: 0 LOB: 0 BB: 0 P: 9	R: 0 E: 0 K: 0 S: 12	H: 1 LOB: 1 BB: 0 P: 16	R: 0 E: 0 K: 0 S: 9	H: 1 LOB: 0 BB: 0 P: 11	R: 0 E: 0 K: 0 S: 13	H: 1 LOB: 1 BB: 0 P: 18	R: 0 E: 0 K: 0 S: 11	H: 1 LOB: 1 BB: 0 P: 15	R: 0 E: 0 K: 0 S: 6	H: 0 LOB: 0 BB: 0 P: 12	R: 1 E: 0 K: 1 S: 10	H: 1 LOB: 1 BB: 1 P: 18	1B: 3 2B: 3 3B: 0 HR: 1	SF: 1 SAC: 0 DP: 1 HBP: 0	WP: 0 PB: 1 SB: 1 CS: 0	PA: 34
PITCHER	IP WLS BF H R ER SO BB IBB HBP BLK WP HR S P ERA WHIP																					
Matt Morris, R (1, 1) ERA: 3.31	7.0 W 26 6 2 2 3 0 0 0 0 0 0 1 71 96 2.57 0.857																					
Cal Eldred, R (8, 1) ERA: 1.13	1.0 3 0 0 0 0 0 0 0 0 0 0 0 6 12 0.00 0.000																					
Carmen Cali, L (9, 1) ERA: 11.25	1.0 5 1 1 0 1 1 0 0 0 0 0 0 10 18 0.00 2.000																					

Cincinnati Reds @ St. Louis Cardinals
Busch Stadium, St. Louis, MO
 Wed Jun 29 2005, 7:10 PM CDT
 Att. 39,298 - Clear - 95 F

livebaseballscorecards.com

AB	32
R	3
H	7
RBI	3
BB	1
SO	4
LOB	9



Batter	1	2	3	4	5	6	7	8	9
22 David Eckstein, R (1, 6) OBP: 0.380, SLG: 0.373 Abraham Nunez, S (8, PH) OBP: 0.374, SLG: 0.423 (9, 6)	2-1 	2-2 		1-2 		0-1 		0-0 	
15 Jim Edmonds, L (1, 8) OBP: 0.400, SLG: 0.581 John Mabry, L (8, PH) OBP: 0.312, SLG: 0.388 (9, 9)	1-3 	4-1 		3-2 		1-0 		1-1 	
5 Albert Pujols, R (1, 3) OBP: 0.420, SLG: 0.602 Carmen Cali, L (9, 1)	1-1 	0-1 			2-2 	1-2 		0-2 	
Reggie Sanders, R (1, 7) OBP: 0.356, SLG: 0.567 Cal Eldred, R (8, 1) Einar Diaz, R (8, PH) OBP: 0.271, SLG: 0.298 (9, 2)		0-1 	4-1 		0-0 	0-0 		1-2 	
Larry Walker, L (1, 9) OBP: 0.367, SLG: 0.466 So Taguchi, R (7, PH) OBP: 0.306, SLG: 0.405 (8, 9) (9, 8)		0-0 	3-1 		0-2 		2-1 	2-3 	
27 Scott Rolen, R (1, 5) OBP: 0.338, SLG: 0.428		2-2 	4-2 		1-2 		4-2 		
Mark Grudzielanek, R (1, 4) OBP: 0.344, SLG: 0.409		0-1 	0-0 		3-1 		2-2 		
4 Yadier Molina, R (1, 2) OBP: 0.294, SLG: 0.378 (9, 3)		0-2 	0-1 			0-0 	0-0 		
Matt Morris, R (1, 1) OBP: 0.115, SLG: 0.115 7 Hector Luna, R (7, PH) OBP: 0.250, SLG: 0.333 (8, 7)		0-0 		2-3 		2-2 	1-0 		

AB	R	H	RBI	BB	SO	LOB
4	1	1	1	0	0	1
1	0	0	0	0	0	0
3	1	1	3	1	2	0
1	0	0	0	0	0	0
5	1	1	0	0	0	2
0	0	0	0	0	0	0
3	3	2	1	1	0	0
0	0	0	0	0	0	0
1	0	1	1	0	0	0
3	2	2	4	0	0	0
2	0	0	0	0	1	1
2	1	1	0	2	0	0
4	1	2	0	0	0	2
4	0	0	1	0	0	3
2	1	1	0	0	1	0
1	0	0	0	0	0	2

AB	R	H	RBI	BB	SO	LOB
36	11	12	11	4	4	11

Inning Stats	R: 0	H: 0	E: 0	K: 1	S: 7	LOB: 0	BB: 0	P: 11								
Ramon Ortiz, R (1, 1) ERA: 6.58 Ryan Wagner, R (3, 1) ERA: 5.66 Ricky Stone, R (5, 1) ERA: 6.51 37 Brian Shackelford, L (7, 1) ERA: 56 Todd Coffey, R (8, 1) ERA: 4.76	R: 4 E: 2 K: 0 S: 18	H: 3 LOB: 2 BB: 1 P: 26	R: 2 E: 0 K: 0 S: 12	H: 1 LOB: 0 BB: 2 P: 23	R: 0 E: 0 K: 2 S: 11	H: 0 LOB: 0 BB: 0 P: 17	R: 1 E: 0 K: 0 S: 12	H: 2 LOB: 1 BB: 0 P: 18	R: 3 E: 0 K: 0 S: 13	H: 3 LOB: 0 BB: 0 P: 17	R: 0 E: 0 K: 0 S: 13	H: 1 LOB: 2 BB: 1 P: 22	R: 1 E: 1 K: 1 S: 15	H: 2 LOB: 1 BB: 0 P: 19	1B: 6 2B: 2 3B: 0 HR: 4	SF: 0 SAC: 1 DP: 1 HBP: 0

WP	HR	S	P	ERA	WHIP
0	0	0	0	0	0

BOTTOM

Cincinnati Reds @ St. Louis Cardinals
 Busch Stadium, St. Louis, MO
 Wed Jun 29 2005, 7:10 PM CDT
 Att. 39,298 - Clear - 95 F

livebaseballscorecards.com



Batter	1	2	3	4	5	6	7	8	9	AB R H RBI BB SO LOB	TOP																	
Willy Taveras, R (1, 8) OBP: 0.319, SLG: 0.362	0-3 K	2-2 L6			1-1 B5-3		1-2 G1-3			4 0 0 0 0 1 2	Houston Astros @ Cincinnati Reds Great American Ball Park, Cincinnati, OH Thu Jun 30 2005, 7:10 PM EDT Att. 19,903 - Overcast - 72 F																	
Craig Biggio, R (1, 4) OBP: 0.343, SLG: 0.477	0-0 P3		1-1 P3		2-0 G6-3		1-3 K			4 0 0 0 0 1 0																		
17 Lance Berkman, S (1, 3) OBP: 0.387, SLG: 0.440	1-2 K		2-2 L5		0-1 G5-3					3 0 0 0 0 1 0																		
Morgan Ensberg, R (1, 5) OBP: 0.378, SLG: 0.560		1-2 2 BB 41 2B 1B	0-0 G5-3		1-2 2 F9 28 E 1B					3 1 2 0 0 0 0																		
16 Jason Lane, R (1, 9) OBP: 0.262, SLG: 0.481		0-3 K		0-1 F9		2-3 K				3 0 0 0 0 2 2																		
28 Adam Everett, R (1, 6) OBP: 0.292, SLG: 0.369		0-1 2 BB 41 2B 1B		1-1 F8		1-0 E5				3 1 1 0 0 0 1																		
2 Chris Burke, R (1, 7) OBP: 0.297, SLG: 0.313		4-1 41 2B 1B		0-1 2B		1-2 F9				2 0 1 0 1 0 2																		
Raul Chavez, R (1, 2) OBP: 0.203, SLG: 0.263		0-0 F7		4-2 BB		0-0 L9				2 0 0 0 1 0 5																		
41 Brandon Backe, R (1, 1) OBP: 0.300, SLG: 0.357 Chad Harville, R (4, 1) Orlando Palmeiro, L (7, PH) Chad Qualls, R (7, 1)		1-0 2B		1-3 K		0-0 F7				2 0 1 2 0 1 2 0 0 0 0 0 0 0 1 0 0 0 0 0 0 0 0 0 0 0 0 0																		
Inning Stats	R: 0 E: 0 K: 2 S: 9	H: 0 LOB: 0 BB: 0 P: 10	R: 2 E: 0 K: 1 S: 14	H: 3 LOB: 2 BB: 1 P: 22	R: 0 E: 0 K: 0 S: 7	H: 0 LOB: 0 BB: 0 P: 10	R: 0 E: 0 K: 1 S: 16	H: 1 LOB: 2 BB: 1 P: 22	R: 0 E: 0 K: 0 S: 5	H: 0 LOB: 0 BB: 0 P: 8	R: 0 E: 1 K: 1 S: 12	H: 1 LOB: 2 BB: 0 P: 17	R: 0 E: 0 K: 1 S: 7	H: 0 LOB: 0 BB: 0 P: 9	1B: 3 2B: 2 3B: 0 HR: 0	SF: 0 SAC: 0 DP: 0 HBP: 0	WP: 0 PB: 0 SB: 0 CS: 0	PA: 29										
PITCHER	IP WLS BF H R ER SO BB IBB HBP BLK WP HR S P ERA WHIP																											
22 Eric Milton, L (1, 1) ERA: 7.4	6.0		26	5	2	2	5	2	0	0	0	0	0	0	63	89	3.00	1.167										
31 Matt Belisle, R (7, 1) ERA: 4.38	1.0		3	0	0	0	1	0	0	0	0	0	0	7	9	0.00	0.000											

livebaseballscorecards.com

AB	27
R	2
H	5
RBI	2
BB	2
SO	6
LOB	14



Batter	1	2	3	4	5	6	7	8	9	AB R H RBI BB SO LOB
Felipe Lopez, S OBP: 0.358, SLG: 0.551 (1, 6)	1-0 BB 1B	4-1 BB 1-2 BB		2-2 1B 1B		3-2 CS 1B				3 1 3 0 1 0 0
Adam Dunn, L OBP: 0.389, SLG: 0.556 (1, 7)	4-2 BB 1-2 BB	4-1 BB 1-2 2-3 3-H BB		0-3 K		4-2 BB 1-2 BB				1 0 0 1 3 1 1
Joe Randa, R OBP: 0.369, SLG: 0.500 (1, 5)	0-3 K	1-3 K		2-1 1B 1-2 1B		0-1 G4-3				4 0 1 0 0 2 6
Ken Griffey Jr., L OBP: 0.341, SLG: 0.498 (1, 8)	2-0 F5		0-0 BB 1B	0-1 1-2 2-H 1B		2-3 K				4 0 2 1 0 1 2
Sean Casey, L OBP: 0.363, SLG: 0.410 (1, 3)	1-2 F7		0-0 F7	2-0 L8		0-1 G3-1				4 0 0 0 0 0 5
Rich Aurilia, R OBP: 0.303, SLG: 0.422 (1, 4)		4-0 F9 BB BB	4-2 FC6-4 1-2 BB		3-1 P4	0-1 PB 1B				2 1 1 0 2 0 0
Wily Mo Peña, R OBP: 0.316, SLG: 0.592 (1, 9)		4-2 BB 1-2 BB	0-0 F9		2-3 K	1-1 PB 1B				3 0 1 0 1 1 2
Javier Valentin, S OBP: 0.356, SLG: 0.437 (1, 2)		3-1 F9 2-3	2-2 FC6-4 1-2		0-0 L9	1-2 K 1-2 2-3				4 0 0 0 0 1 6
22 Eric Milton, L OBP: 0.192, SLG: 0.346 (1, 1)		0-3 K		0-3 K		0-3 K				2 0 0 0 0 2 2
12 Edwin Encarnación, R (6, PH)										1 0 0 0 0 1 0
31 Matt Belisle, R OBP: 0.143, SLG: 0.143 (7, 1)										0 0 0 0 0 0 0

Inning Stats		R: 0	H: 1	E: 0	K: 1	S: 12	R: 1	H: 0	E: 0	K: 2	S: 13	R: 0	H: 1	E: 0	K: 0	S: 8	R: 1	H: 3	E: 0	K: 2	S: 14	R: 0	H: 0	E: 0	K: 1	S: 6	R: 0	H: 1	E: 0	K: 1	S: 10	R: 0	H: 2	E: 0	K: 2	S: 12
PITCHER		IP	WLS	BF	H	R	ER	SO	BB	IBB	HBP	BLK	WP	HR	S	P	ERA	WHIP																		
41 Brandon Backe, R ERA: 5.29 (1, 1)		3.2		21	4	2	2	5	6	0	0	0	0	0	44	82	4.91	2.727																		
Chad Harville, R ERA: 4.79 (4, 1)		2.1		9	2	0	0	2	1	0	0	0	0	0	19	33	0.00	1.286																		
Chad Qualls, R ERA: 4.34 (7, 1)		1.0		5	2	0	0	2	0	0	0	0	0	0	12	16	0.00	2.000																		


BOTTOM

Houston Astros @ Cincinnati Reds
Great American Ball Park, Cincinnati, OH

Thu Jun 30 2005, 7:10 PM EDT
Att: 19,903 - Overcast - 72 F

livebaseballscorecards.com

AB	28
R	2
H	8
RBI	2
BB	7
SO	9
LOB	24



WP: 0	PA: 35
PB: 1	
SB: 0	
CS: 1	

Batter	1	2	3	4	5	6	7	8	9	AB	R	H	RBI	BB	SO	LOB	TOP										
Willy Taveras, R OBP: 0.317, SLG: 0.357 (1, 8)	2-1 L3	3-0 HBP	0-2 L8			2-2 P6		2-2 G5-3		4	0	0	0	0	0	1											
Craig Biggio, R OBP: 0.347, SLG: 0.477 (1, 4)	0-1 17 2B	4-0 17 1B HR			1-1 P3	2-1 G6-3		2-0 1B		4	2	2	0	1	0	0											
17 Lance Berkman, S OBP: 0.392, SLG: 0.451 (1, 3)	3-2 2B	2-2 HR			0-1 L9	1-0 2B 16 PB 1B		2-1 F8		5	3	3	2	0	0	1											
Morgan Ensberg, R OBP: 0.382, SLG: 0.580 (1, 5)	0-2 2B	2-1 HR			3-2 F8	2-1 16 PB 2B		1-3 K		5	1	3	4	0	1	1											
16 Jason Lane, R OBP: 0.284, SLG: 0.482 (1, 9)	4-0 BB	1-3 K			0-0 28 HR 2B	2-3 K		2-2 P6		4	1	1	0	1	2	1											
28 Adam Everett, R OBP: 0.294, SLG: 0.379 (1, 6)	2-3 K				1-1 HR			4-2 2 1B 2 WP BB		4	1	1	2	1	2	2											
2 Chris Burke, R OBP: 0.300, SLG: 0.311 Dan Wheeler, R (9, 1)	1-3 K				4-2 2B BB			3-1 CS 1B		4	1	1	0	1	2	2											
Brad Ausmus, R OBP: 0.317, SLG: 0.280 (1, 2)					1 SAFE 2-0 PB 17 1B SH2-4 1B			2-2 G5-3		5	1	3	1	0	1	2											
Andy Pettitte, L OBP: 0.115, SLG: 0.083 Mike Lamb, L OBP: 0.259, SLG: 0.357 Russ Springer, R John Franco, L 4 Eric Bruntlett, R OBP: 0.333, SLG: 0.417 (7, PH) (7, 1) (8, 1) (9, 7)					0-0 SH2-4					2	0	0	0	0	1	1											
					1-3 K					1	0	0	0	0	0	1											
					2-1 F8					0	0	0	0	0	0	0											
					0-0 F7					0	0	0	0	0	0	0											
Inning Stats	R: 2 E: 0 K: 2 S: 17	H: 3 LOB: 2 BB: 1 P: 29	R: 4 E: 0 K: 1 S: 10	H: 3 LOB: 0 BB: 1 P: 23	R: 1 E: 0 K: 1 S: 12	H: 1 LOB: 1 BB: 1 P: 20	R: 0 E: 0 K: 0 S: 8	H: 0 LOB: 0 BB: 0 P: 12	R: 2 E: 0 K: 1 S: 13	H: 2 LOB: 0 BB: 0 P: 20	R: 1 E: 0 K: 2 S: 11	H: 2 LOB: 1 BB: 0 P: 20	R: 0 E: 0 K: 2 S: 10	H: 1 LOB: 1 BB: 0 P: 14	R: 0 E: 0 K: 1 S: 12	H: 1 LOB: 1 BB: 0 P: 19	R: 0 E: 0 K: 0 S: 13	H: 1 LOB: 1 BB: 1 P: 24	1B: 6 2B: 6 3B: 0 HR: 2	SF: 0 SAC: 1 DP: 0 HBP: 1	WP: 1 PA: 44						
PITCHER	IP	WLS	BF	H	R	ER	SO	BB	IBB	HBP	BLK	WP	HR	S	P	ERA	WHIP										
Luke Hudson, R ERA: 10.18 (1, 1)	2.0	L	14	6	6	6	3	2	0	1	0	0	1	27	52	27.00	4.000										
Ricky Stone, R ERA: 6.75 (3, 1)	3.0		13	3	3	3	2	1	0	0	0	0	1	33	52	9.00	1.333										
37 Brian Shackelford, L ERA: (6, 1)	1.0		5	2	1	0	1	0	0	0	0	0	0	11	20	0.00	2.000										
56 Todd Coffey, R ERA: 4.38 (7, 1)	2.0		8	2	0	0	3	0	0	0	0	0	0	22	33	0.00	1.000										
Kent Mercker, L ERA: 2.7 (9, 1)	1.0		4	1	0	0	0	1	0	0	0	1	0	13	24	0.00	2.000										

Houston Astros @ Cincinnati Reds
Great American Ball Park, Cincinnati, OH

Fri Jul 01 2005, 7:10 PM EDT
Att: 24,923 - Partly Cloudy - 82 F

livebaseballscorecards.com

AB	38
R	10
H	14
RBI	9
BB	4
SO	9
LOB	12



Batter	1	2	3	4	5	6	7	8	9	AB	R	H	RBI	BB	SO	LOB	
Felipe Lopez, S (1, 6) OBP: 0.363, SLG: 0.552	1-3 K	1-0 1B		2-2 1B		2-2 G1-4-3		1-1 2B 1B		5	1	3	1	0	1	0	
Rich Aurilia, R (1, 4) OBP: 0.301, SLG: 0.421	1-2 L4	1-0 F8		2-3 K		0-0 G6-3		2-0 2B 1B		5	0	1	3	0	1	3	
Sean Casey, L (1, 3) OBP: 0.364, SLG: 0.410	1-1 1B		2-2 E 1B G6-3		0-1 G4-3		2-3 K	3-1 G4-3		5	1	2	0	0	1	2	
Ken Griffey Jr., L (1, 8) OBP: 0.339, SLG: 0.493	3-2 G1-3		1-2 E8 G6-3 2B 1B		0-0 G3		2-3 K		2-2 F7	5	1	1	0	0	1	1	
Joe Randa, R (1, 5) OBP: 0.370, SLG: 0.502		0-2 G4-3 SF9 2B		3-2 G1-3		1-2 1B 1B		0-3 K		0-0 G5-3	5	1	2	0	0	1	2
Wily Mo Peña, R (1, 9) OBP: 0.312, SLG: 0.577		3-2 G4-3	0-0 G6-3		3-1 1B			1-3 K	1-3 K	5	0	1	1	0	2	2	
Adam Dunn, L (1, 7) OBP: 0.390, SLG: 0.559		2-1 E1 12 2B 1B	2-2 2B		1-0 P5			3-1 1B 2B 1B		4	2	2	1	0	0	3	
Jason LaRue, R (1, 2) OBP: 0.345, SLG: 0.418		1 SAFE 3-2 SF9	3-2 G4-3		0-0 L6			4-2 1B 2B 1B BB		2	1	0	1	1	0	3	
Luke Hudson, R (1, 1) 12 Edwin Encarnación, R (2, PH) Ricky Stone, R (3, 1) 37 Brian Shackelford, L (6, 1) Jason Romano, R (6, PH) 56 Todd Coffey, R (7, 1) Ray Olmedo, S (8, PH) Kent Mercker, L (9, 1)		2-2 1B 2B		0-3 K		0-3 K		0-3 K		0	0	0	0	0	0	0	

Inning Stats	R: 0	H: 1	E: 0	K: 1	S: 17	H: 1	LOB: 1	BB: 0	P: 23	R: 2	H: 3	E: 1	K: 0	S: 18	H: 3	LOB: 1	BB: 0	P: 30	R: 2	H: 3	E: 0	K: 2	S: 11	H: 1	LOB: 0	BB: 0	P: 15	R: 0	H: 2	E: 0	K: 1	S: 10	H: 0	LOB: 0	BB: 0	P: 10	R: 0	H: 0	E: 0	K: 3	S: 11	H: 0	LOB: 0	BB: 0	P: 15	R: 3	H: 3	E: 0	K: 2	S: 15	H: 3	LOB: 1	BB: 1	P: 29	R: 0	H: 0	E: 0	K: 1	S: 7	H: 0	LOB: 0	BB: 0	P: 10	1B: 9	SF: 1	2B: 4	SAC: 0	3B: 0	DP: 0	HR: 0	HBP: 0	WP: 0	PA: 42
Andy Pettitte, L (1, 1) ERA: 3.15	IP	WLS	BF	H	R	ER	SO	BB	IBB	HBP	BLK	WP	HR	S	P	ERA	WHIP																																																								
Russ Springer, R (7, 1) ERA: 6.41	1.1		4	0	0	0	4	0	0	0	0	0	0	14	19	0.00	0.000																																																								
John Franco, L (8, 1) ERA: 7.2	0.2		6	3	3	3	1	1	0	0	0	0	0	12	25	40.50	6.000																																																								
Dan Wheeler, R (9, 1) ERA: 1.83	1.0	S	3	0	0	0	1	0	0	0	0	0	0	7	10	0.00	0.000																																																								

BOTTOM

Houston Astros @ Cincinnati Reds
Great American Ball Park, Cincinnati, OH

Fri Jul 01 2005, 7:10 PM EDT
Att. 24,923 - Partly Cloudy - 82 F

livebaseballscorecards.com

AB	40
R	7
H	13
RBI	7
BB	1
SO	10
LOB	18



Batter	1	2	3	4	5	6	7	8	9	AB R H RBI BB SO LOB	TOP											
Willy Taveras, R (1, 8) OBP: 0.316, SLG: 0.355	1-2 F8		0-2 G5-3			1-1 1B	0-1 B2			4 1 1 0 0 0 1												
Craig Biggio, R (1, 4) OBP: 0.346, SLG: 0.478	0-0 P4			1-0 2B		1-3 K		2-2 G4-3		4 0 1 0 0 1 1												
Mike Lamb, L (1, 3) OBP: 0.259, SLG: 0.354	1-2 P5			0-0 L6		0-2 2B		1-3 K		4 0 1 1 0 1 1												
Morgan Ensberg, R (1, 5) OBP: 0.383, SLG: 0.581		3-2 P6		4-2 BB		2-1 2B		3-2 G6-3		3 0 1 0 1 0 0												
16 Jason Lane, R (1, 9) OBP: 0.284, SLG: 0.482		0-0 L7		2-2 G5-4-3		1-0 2B		0-0 G6-3		4 1 1 0 0 0 2												
28 Adam Everett, R (1, 6) OBP: 0.297, SLG: 0.392		1-0 HR			1-1 F8		0-1 SF8		2-3 K	4 2 2 1 0 1 0												
2 Chris Burke, R (1, 7) OBP: 0.299, SLG: 0.317		3-3 K			0-0 F7		0-2 2B		3-2 F9	4 0 1 1 0 1 0												
Dan Wheeler, R (9, 1)										0 0 0 0 0 0 0												
Raul Chavez, R (1, 2) OBP: 0.195, SLG: 0.253			3-2 G5-3		1-3 K		1-2 G6-3			3 0 0 0 0 1 2												
51 Wandy Rodriguez, S (1, 1) OBP: 0.267, SLG: 0.214			1-3 K			0-2 G1-3		0-2 SF8		2 0 0 0 0 1 0												
Orlando Palmeiro, L (7, PH) OBP: 0.371, SLG: 0.465										0 0 0 1 0 0 0												
Mike Burns, R (7, 1)										0 0 0 0 0 0 0												
4 Eric Bruntlett, R (9, 7) OBP: 0.333, SLG: 0.417										0 0 0 0 0 0 0												
Inning Stats	R: 0 E: 0 K: 0 S: 9	H: 0 LOB: 0 BB: 0 P: 11	R: 1 E: 0 K: 1 S: 12	H: 1 LOB: 0 BB: 0 P: 19	R: 0 E: 0 K: 1 S: 14	H: 0 LOB: 0 BB: 0 P: 18	R: 0 E: 0 K: 0 S: 7	H: 1 LOB: 1 BB: 1 P: 14	R: 0 E: 0 K: 1 S: 6	H: 0 LOB: 0 BB: 0 P: 8	R: 1 E: 0 K: 1 S: 13	H: 3 LOB: 2 BB: 0 P: 17	R: 2 E: 0 K: 0 S: 17	H: 3 LOB: 1 BB: 0 P: 19	R: 0 E: 0 K: 1 S: 13	H: 0 LOB: 0 BB: 0 P: 19	R: 0 E: 0 K: 1 S: 9	H: 0 LOB: 0 BB: 0 P: 14	1B: 3 2B: 4 3B: 0 HR: 1	SF: 1 SAC: 0 DP: 1 HBP: 0	WP: 0 PB: 0 SB: 1 CS: 0	PA: 34
PITCHER	IP WLS BF H R ER SO BB IBB HBP BLK WP HR S P ERA WHIP																					
39 Aaron Harang, R (1, 1) ERA: 4.18	7.0 L 28 8 4 4 4 1 0 0 0 0 0 1 78 106 5.14 1.286																					
31 Matt Belisle, R (8, 1) ERA: 4.29	1.0 3 0 0 0 1 0 0 0 0 0 0 0 13 19 0.00 0.000																					
25 David Weathers, R (9, 1) ERA: 3.92	1.0 3 0 0 0 1 0 0 0 0 0 0 0 9 14 0.00 0.000																					

Houston Astros @ Cincinnati Reds
Great American Ball Park, Cincinnati, OH
Sat Jul 02 2005, 4:10 PM EDT
Partly Cloudy - 79 F

livebaseballscorecards.com

AB	32
R	4
H	8
RBI	4
BB	1
SO	6
LOB	7



Batter	1	2	3	4	5	6	7	8	9	AB	R	H	RBI	BB	SO	LOB
Felipe Lopez, S OBP: 0.356, SLG: 0.541 (1, 6)	1-0 P6		1-3 K		0-0 G6-3	1-1 L8			1-0 P6	5	0	0	0	0	1	3
Rich Aurilia, R OBP: 0.303, SLG: 0.434 (1, 4)	1-1 HR		4-2 FC5, G6-3 BB		1-1 F8			0-1 F7	2-2 G5-3	4	1	1	1	1	0	0
Sean Casey, L OBP: 0.361, SLG: 0.406 (1, 3)	3-3 K		0-2 G6-3		0-0 G6-3			0-0 FC3-6 1B	1-2 F7	5	0	1	0	0	1	1
Ken Griffey Jr., L OBP: 0.344, SLG: 0.493 (1, 8)	4-1 BB		4-1 BB			0-1 BLK 2B 1B		1-0 FC3-6		2	1	1	0	2	0	1
Joe Randa, R OBP: 0.368, SLG: 0.502 (1, 5)	0-0 F9		0-1 FC5			2-2 BB 1-H 2B		2-0 P6		4	0	1	1	0	0	4
Wily Mo Peña, R OBP: 0.317, SLG: 0.604 (1, 9)		0-0 2B		2-0 HR		3-3 K		3-3 K		4	1	2	1	0	2	1
Jason LaRue, R OBP: 0.348, SLG: 0.422 (1, 2)		0-0 G5-3		2-0 G6-3		4-0 BB BB		1-0 2B		3	0	1	0	1	0	1
Ray Olmedo, S OBP: 0.500, SLG: 1.000 (8, PR)										0	0	0	0	0	0	0
Javier Valentin, S OBP: 0.356, SLG: 0.437 (9, 2)										0	0	0	0	0	0	0
Jason Romano, R OBP: 0.367, SLG: 0.462 (1, 7)		3-1 G6-3		0-3 K		4-2 BB BB		2-1 F7		2	0	0	0	1	1	1
Adam Dunn, L OBP: 0.389, SLG: 0.556 (8, PH) (9, 7)						1-2 2-3 BB				1	0	0	0	0	0	1
39 Aaron Harang, R OBP: 0.028, SLG: 0.028 (1, 1)		0-0 G5-3		1-3 K		1-3 K		1-2 F9		3	0	0	0	0	2	4
31 Matt Belisle, R OBP: 0.143, SLG: 0.143 (8, 1)										0	0	0	0	0	0	0
Jacob Cruz, L OBP: 0.316, SLG: 0.412 (8, PH)										1	0	0	0	0	0	1
25 David Weathers, R (9, 1)										0	0	0	0	0	0	0

BOTTOM	
Houston Astros @ Cincinnati Reds Great American Ball Park, Cincinnati, OH Sat Jul 02 2005, 4:10 PM EDT Partly Cloudy - 79 F	
AB 34 R 3 H 7 RBI 3 BB 5 SO 7 LOB 18	
WP: 0 PA: 39 PB: 0 SB: 0 CS: 0	1B: 2 SF: 0 2B: 3 SAC: 0 3B: 0 DP: 0 HR: 2 HBP: 0

Inning Stats																																																																																																																							
R: 1		H: 1		E: 0		LOB: 1		K: 1		S: 9		R: 0		H: 1		E: 0		LOB: 1		K: 0		S: 5		R: 0		H: 0		E: 0		LOB: 2		K: 1		S: 14		R: 1		H: 1		E: 0		LOB: 0		K: 2		S: 8		R: 0		H: 0		E: 0		LOB: 0		K: 0		S: 4		R: 1		H: 2		E: 0		LOB: 3		K: 2		S: 17		R: 0		H: 1		E: 0		LOB: 1		K: 0		S: 5		R: 0		H: 1		E: 0		LOB: 0		K: 0		S: 10		1B: 2		SF: 0		2B: 3		SAC: 0		3B: 0		DP: 0		HR: 2		HBP: 0		WP: 0		PA: 39		ERA		WHIP	
PITCHER		IP	WLS	BF	H	R	ER	SO	BB	IBB	HBP	BLK	WP	HR	S	P	ERA	WHIP																																																																																																					
51 Wandy Rodriguez, L (1, 1)		6.0	W	28	5	3	3	6	5	0	0	1	0	2	57	99	4.50	1.667																																																																																																					
Mike Burns, R (7, 1)		2.0	H	8	2	0	0	1	0	0	0	0	0	0	16	26	0.00	1.000																																																																																																					
Dan Wheeler, R (9, 1)		1.0	S	3	0	0	0	0	0	0	0	0	0	0	10	14	0.00	0.000																																																																																																					

Batter	1	2	3	4	5	6	7	8	9	AB R H RBI BB SO LOB	TOP											
Orlando Palmeiro, L OBP: 0.373, SLG: 0.495 (1, 7) (8, 8)	1-1 HR	1-2 17 FC3-6 1B		0-1 P5			0-1 G4-3		0-2 G5-3	5 1 2 1 0 0 1												
Jose Vizcaino, S OBP: 0.300, SLG: 0.326 (1, 6)	0-0 G4-3	1-3 SAFE SAFE K			2-1 G6-3		2-1 17 WP 1B		1-1 P4	5 1 1 1 0 1 1												
17 Lance Berkman, S OBP: 0.394, SLG: 0.452 (1, 3) (8, 7)	1-0 2B 2 2B 1B	1-1 FC3-6			2-2 L8		2-0 1-H 1B			4 1 2 1 0 0 1												
Morgan Ensberg, R OBP: 0.382, SLG: 0.580 (1, 5)	0-0 2 2B 1B	3-1 P3			2-3 K		0-1 G5-3			4 1 1 0 0 1 2												
16 Jason Lane, R OBP: 0.283, SLG: 0.478 (1, 9)	0-0 P5		0-2 G6-3			1-2 F8		2-2 4 FC6-4 1B		4 0 1 0 0 0 2												
2 Chris Burke, R OBP: 0.297, SLG: 0.322 (1, 4)	1-1 4 PB 1B 2B		0-2 G6-3			1-1 G3		2-2 P6		4 1 1 2 0 0 1												
4 Eric Bruntlett, R OBP: 0.326, SLG: 0.385 Chad Harville, R (8, 1)	4-2 1B BB		3-2 F7			3-3 K		0-1 FC6-4		3 0 0 0 1 1 1 0 0 0 0 0 0 0												
Brad Ausmus, R OBP: 0.321, SLG: 0.292 (1, 2)	1-0 1-2 3-H 1B		1-2 F9			2-2 G4-3 1B 2B		2-2 SAFE G1-3		4 1 2 1 0 0 1												
Ezequiel Astacio, R OBP: 0.167, SLG: 0.167 Craig Biggio, R OBP: 0.345, SLG: 0.476 Russ Springer, R OBP: 0.257, SLG: 0.352 (1, 1) (7, PH) (7, 1) (8, 3)	0-3 K		0-0 G4-3			0-1 G5-3		2-3 K		2 0 0 0 0 1 2 1 0 0 0 0 0 1 0 0 0 0 0 0 0 1 0 0 0 0 1 0												
Inning Stats	R: 4 E: 0 K: 1 S: 14	H: 5 LOB: 2 BB: 1 P: 22	R: 0 E: 0 K: 1 S: 10	H: 1 LOB: 1 BB: 0 P: 16	R: 0 E: 0 K: 0 S: 10	H: 0 LOB: 0 BB: 0 P: 13	R: 0 E: 0 K: 0 S: 6	H: 0 LOB: 0 BB: 0 P: 7	R: 0 E: 0 K: 1 S: 8	H: 0 LOB: 0 BB: 0 P: 14	R: 0 E: 0 K: 1 S: 9	H: 0 LOB: 0 BB: 0 P: 14	R: 2 E: 0 K: 0 S: 12	H: 3 LOB: 1 BB: 0 P: 18	R: 0 E: 1 K: 0 S: 11	H: 1 LOB: 1 BB: 0 P: 17	R: 0 E: 0 K: 1 S: 9	H: 0 LOB: 0 BB: 0 P: 12	1B: 6 2B: 3 3B: 0 HR: 1	SF: 0 SAC: 0 DP: 0 HBP: 0	WP: 1 PB: 1 SB: 0 CS: 0	PA: 38
PITCHER	IP WLS BF H R ER SO BB IBB HBP BLK WP HR S P ERA WHIP																					
Ramon Ortiz, R ERA: 6.59 (1, 1)	6.2 W 29 8 6 5 4 1 0 0 0 0 0 1 66 99 6.75 1.350																					
Ryan Wagner, R ERA: 5.62 (7, 1)	0.1 H 2 1 0 0 0 0 0 0 0 0 0 1 0 3 5 0.00 3.000																					
31 Matt Belisle, R ERA: 4.21 (8, 1)	1.0 H 4 1 0 0 0 0 0 0 0 0 0 0 0 11 17 0.00 1.000																					
Kent Mercker, L ERA: 2.62 (9, 1)	1.0 3 0 0 0 0 1 0 0 0 0 0 0 0 9 12 0.00 0.000																					

Houston Astros @ Cincinnati Reds
Great American Ball Park, Cincinnati, OH

Sat Jul 02 2005, 4:15 PM EDT
Att: 28,236 - Partly Cloudy - 78 F

livebaseballscorecards.com

AB	37
R	6
H	10
RBI	6
BB	1
SO	5
LOB	13



Batter	1	2	3	4	5	6	7	8	9	AB	R	H	RBI	BB	SO	LOB
Felipe Lopez, S OBP: 0.364, SLG: 0.565 (1, 6)	3-1 HR		0-2 G1-3		0-1 E 3B	2-1 1B 1B		1-1 SF9 WP HR 1B 1-2 2-H		5	3	4	2	0	0	0
Ray Olmedo, S OBP: 0.429, SLG: 0.833 (1, 4)	2-2 F8		0-1 HR 2B		3-1 G3	0-0 F8-4-3 1B		2-2 SF9 1-3 2-H		4	1	2	1	0	0	1
Ken Griffey Jr., L OBP: 0.345, SLG: 0.502 (1, 8)	1-2 1B 1B		3-3 K		0-0 E1 2B	3-2 F8-4-3 1-1		0-1 HR 3-H		5	2	2	2	0	1	3
Adam Dunn, L OBP: 0.386, SLG: 0.561 (1, 3)	3-3 K		2-2 HR 2-H		1-1 F8			0-2 G4-3		5	1	1	2	0	1	2
Wily Mo Peña, R OBP: 0.322, SLG: 0.609 (1, 9)	0-0 1-2 1B		1-1 P4		0-0 1B 2B			2-3 K		4	1	2	1	0	1	0
Jacob Cruz, L OBP: 0.325, SLG: 0.408 (1, 7)	3-3 K			4-2 BB	2-1 2B 1B			1-3 K		3	1	1	1	1	2	2
Jason Romano, R OBP: 0.367, SLG: 0.462 (8, 7)										0	0	0	0	0	0	0
Javier Valentin, S OBP: 0.352, SLG: 0.440 (1, 2)		0-1 P4		1-2 F7	0-2 1-H 2B			1-1 F7		4	0	1	1	0	0	1
12 Edwin Encarnación, R OBP: 0.214, SLG: 0.231 (1, 5)		2-2 F8		0-3 K	0-3 K			0-0 HBP 1B 1B		4	1	1	0	0	2	2
Ramon Ortiz, R OBP: 0.120, SLG: 0.125 (1, 1)		0-3 K		1-0 F9				3-2 WP 1B HBP		3	0	0	0	0	1	1
Ryan Wagner, R (7, 1)								1-2 SF9 HBP		0	0	0	0	0	0	0
31 Matt Belisle, R OBP: 0.143, SLG: 0.143 (8, 1)										0	0	0	0	0	0	0
Joe Randa, R OBP: 0.370, SLG: 0.502 (8, PH)										0	1	0	0	0	0	0
Kent Mercker, L (9, 1)										0	0	0	0	0	0	0

Inning Stats	R: 1	H: 3	E: 0	K: 2	S: 17	H: 3	LOB: 2	BB: 0	P: 29	R: 0	H: 0	E: 0	K: 1	S: 10	H: 0	LOB: 0	BB: 0	P: 12	R: 2	H: 2	E: 0	K: 1	S: 16	H: 0	LOB: 1	BB: 1	P: 16	R: 4	H: 4	E: 1	K: 1	S: 16	H: 2	LOB: 1	BB: 0	P: 22	R: 0	H: 2	E: 0	K: 0	S: 9	H: 0	LOB: 0	BB: 0	P: 16	R: 4	H: 3	E: 0	K: 0	S: 15	H: 3	LOB: 0	BB: 0	P: 22
--------------	------	------	------	------	-------	------	--------	-------	-------	------	------	------	------	-------	------	--------	-------	-------	------	------	------	------	-------	------	--------	-------	-------	------	------	------	------	-------	------	--------	-------	-------	------	------	------	------	------	------	--------	-------	-------	------	------	------	------	-------	------	--------	-------	-------

PITCHER	IP	WLS	BF	H	R	ER	SO	BB	IBB	HBP	BLK	WP	HR	S	P	ERA	WHIP
Ezequiel Astacio, R ERA: 9.47 (1, 1)	6.0	L	30	11	7	3	6	1	0	0	0	0	2	78	116	4.50	2.000
Russ Springer, R ERA: 6.18 (7, 1)	1.0		3	0	0	0	2	0	0	0	0	0	0	10	16	0.00	0.000
Chad Harville, R ERA: 6.23 (8, 1)	1.0		7	3	4	4	0	0	0	1	0	1	1	15	22	36.00	3.000


BOTTOM

Houston Astros @ Cincinnati Reds
Great American Ball Park, Cincinnati, OH

Sat Jul 02 2005, 4:15 PM EDT
Att. 28,236 - Partly Cloudy - 78 F

livebaseballscorecards.com

AB	37
R	11
H	14
RBI	10
BB	1
SO	8
LOB	12



WP: 1	PA: 40
PB: 0	
SB: 0	
CS: 0	

Batter	1	2	3	4	5	6	7	8	9	AB R H RBI BB SO LOB	TOP	
Willy Taveras, R (1, 8) OBP: 0.324, SLG: 0.366	1-2 17 G4-6-3 1B		2-2 2 G6-3 1B	0-0 G5-3			2-2 17 2B 1B	2-0 2B		5 1 4 0 0 0 1		
2 Chris Burke, R (1, 7) OBP: 0.294, SLG: 0.318	2-0 F7		1-2 G6-3 1-2		2-2 F7		3-2 17 2B 16 SF8 1B	1-2 F8		5 1 1 0 0 0 4		
17 Lance Berkman, S (1, 3) OBP: 0.390, SLG: 0.451	1-0 G4-6-3 1-2f		3-2 L7		1-2 F8		1-0 28 2B 1-3 2-H 3-H 2B		1-1 P5	5 1 1 2 0 0 2		
Morgan Ensberg, R (1, 5) OBP: 0.385, SLG: 0.588 Mike Burns, R (9, 1)		4-1 28 1B BB	2-3 K		0-0 G1-3		4-0 28 2B IBB	0-0 HR		3 2 1 1 2 1 1 0 0 0 0 0 0 0		
16 Jason Lane, R (1, 9) OBP: 0.278, SLG: 0.471		1-0 P6		1-1 F8		2-3 K	1-2 SF8	1-0 G6-3		4 0 0 1 0 1 1		
28 Adam Everett, R (1, 6) OBP: 0.295, SLG: 0.392		0-2 E5 1B WP		1-3 K		0-0 G6-3	1-1 3-H 1-1 1-H 2-H 2B	0-0 G1-3		5 1 1 1 0 1 1		
4 Eric Bruntlett, R (1, 4) OBP: 0.300, SLG: 0.349		2-3 K		1-2 E6 1B S		1-2 G4-3		0-2 G6-3		4 1 0 0 0 1 2		
Brad Ausmus, R (1, 2) OBP: 0.330, SLG: 0.298		2-2 WP 1-3 2-H 1B		3-2 1B 1B			2-0 G6-3	4-2 2B BB		3 1 2 2 1 0 0		
Roger Clemens, R (1, 1) OBP: 0.324, SLG: 0.313 Jose Vizcaino, S (8, PH) OBP: 0.297, SLG: 0.323 Mike Gallo, L (8, 1) Mike Lamb, L (9, 5) OBP: 0.257, SLG: 0.352		3-2 F8		1-1 1B		0-1 2 1B 17 2B 2B	2-2 P3			3 1 2 1 0 0 1 1 0 0 0 0 0 1 0 0 0 0 0 0 0 0 0 0 0 0 0 0		
Inning Stats	R: 0 H: 1 E: 0 LOB: 0 K: 0 BB: 0 S: 5 P: 9	R: 2 H: 1 E: 1 LOB: 1 K: 1 BB: 1 S: 16 P: 28	R: 0 H: 1 E: 0 LOB: 1 K: 1 BB: 0 S: 14 P: 22	R: 2 H: 2 E: 1 LOB: 1 K: 1 BB: 0 S: 14 P: 21	R: 0 H: 0 E: 0 LOB: 0 K: 0 BB: 0 S: 8 P: 11	R: 0 H: 0 E: 0 LOB: 0 K: 1 BB: 0 S: 9 P: 12	R: 4 H: 5 E: 0 LOB: 2 K: 0 BB: 1 S: 17 P: 31	R: 0 H: 1 E: 0 LOB: 2 K: 0 BB: 1 S: 15 P: 24	R: 1 H: 1 E: 0 LOB: 0 K: 0 BB: 0 S: 5 P: 7	1B: 7 SF: 1 2B: 4 SAC: 0 3B: 0 DP: 1 HR: 1 HBP: 0	WP: 1 PA: 42 PB: 0 SB: 1 CS: 0	
PITCHER	IP WLS BF H R ER SO BB IBB HBP BLK WP HR S P ERA WHIP											
Brandon Clausen, L (1, 1) ERA: 3.64	6.0 L 25 5 4 0 4 1 0 0 0 1 0 66 103 0.00 1.000											
56 Todd Coffey, R (7, 1) ERA: 5.61	1.0 8 5 4 4 0 0 0 1 0 0 0 0 17 31 36.00 5.000											
37 Brian Shackelford, L (8, 1) ERA:	1.0 5 1 0 0 0 1 0 0 0 0 0 15 24 0.00 2.000											
Ryan Wagner, R (9, 1) ERA: 5.7	1.0 4 1 1 1 0 0 0 0 0 0 0 1 5 7 9.00 1.000											

Houston Astros @ Cincinnati Reds
Great American Ball Park, Cincinnati, OH

Sun Jul 03 2005, 1:15 PM EDT
Att. 27,506 - Sunny - 83 F

livebaseballscorecards.com

AB	38
R	9
H	12
RBI	8
BB	3
SO	4
LOB	14



Batter	1	2	3	4	5	6	7	8	9	AB	R	H	RBI	BB	SO	LOB
Felipe Lopez, S OBP: 0.366, SLG: 0.562 Ryan Wagner, R (9, 1)	1-0 F8		1-1 G4-3			2-2 1B 1B		2-2 HBP		3	0	1	0	0	0	0
Adam Dunn, L OBP: 0.387, SLG: 0.558 (1, 7)	4-2 G6-3 BB			3-1 G3 1B		2-2 F8		2-3 K		3	0	1	0	1	1	2
Ken Griffey Jr., L OBP: 0.345, SLG: 0.500 Ray Olmedo, S OBP: 0.375, SLG: 0.714 (1, 8) (9, 6)	0-2 G6-3			0-3 K		1-2 1B		0-2 G3		3	0	1	0	0	1	2
Sean Casey, L OBP: 0.357, SLG: 0.401 (1, 3)		2-2 G5-3		3-2 G3		0-1 G6-3		3-1 G6-3		4	0	0	0	0	0	3
Joe Randa, R OBP: 0.369, SLG: 0.498 (1, 5)		1-1 1B		2-2 G5-3		1-1 F9		1-2 G4-3		4	0	1	0	0	0	1
Rich Aurilia, R OBP: 0.299, SLG: 0.427 (1, 4)		2-3 K		2-2 G5-3		0-1 G5-3		0-1 G5-3		3	0	0	0	0	1	1
Jacob Cruz, L OBP: 0.313, SLG: 0.392 (1, 9)		0-0 G4-3		1-0 G4-3		3-3 K				3	0	0	0	0	1	1
Javier Valentin, S OBP: 0.342, SLG: 0.426 (1, 2)			3-1 F7		1-1 F8			1-1 L4		3	0	0	0	0	0	0
Brandon Claussen, R OBP: 0.125, SLG: 0.046 12 Edwin Encarnacion, R OBP: 0.209, SLG: 0.214 56 Todd Coffey, R 37 Brian Shackelford, L Jason Romano, R OBP: 0.355, SLG: 0.444 (1, 1) (6, PH) (7, 1) (8, 1) (8, PH) (9, 8)			2-1 F9			1-3 K		0-3 K		1	0	0	0	0	0	0

Inning Stats	R: 0	H: 0	E: 0	K: 0	S: 6	R: 0	H: 1	E: 0	K: 1	S: 12	R: 0	H: 0	E: 0	K: 0	S: 6	R: 0	H: 1	E: 0	K: 1	S: 16	R: 0	H: 0	E: 0	K: 0	S: 7	R: 0	H: 2	E: 0	K: 1	S: 17	R: 0	H: 0	E: 0	K: 1	S: 7	R: 0	H: 0	E: 0	K: 2	S: 11	R: 0	H: 0	E: 0	K: 0	S: 10	1B: 4	2B: 0	3B: 0	HR: 0	SF: 0	SAC: 0	DP: 0	HBP: 1	WP: 0	PB: 0	SB: 0	CS: 0	PA: 32
--------------	------	------	------	------	------	------	------	------	------	-------	------	------	------	------	------	------	------	------	------	-------	------	------	------	------	------	------	------	------	------	-------	------	------	------	------	------	------	------	------	------	-------	------	------	------	------	-------	-------	-------	-------	-------	-------	--------	-------	--------	-------	-------	-------	-------	--------

PITCHER	IP	WLS	BF	H	R	ER	SO	BB	IBB	HBP	BLK	WP	HR	S	P	ERA	WHIP
Roger Clemens, R ERA: 1.41 (1, 1)	7.0	W	25	4	0	0	4	1	0	0	0	0	0	71	109	0.00	0.714
Mike Gallo, L ERA: (8, 1)	1.0		4	0	0	0	2	0	0	1	0	0	0	11	16	0.00	0.000
Mike Burns, R ERA: 5.73 (9, 1)	1.0		3	0	0	0	0	0	0	0	0	0	0	10	14	0.00	0.000

BOTTOM

Houston Astros @ Cincinnati Reds
Great American Ball Park, Cincinnati, OH

Sun Jul 03 2005, 1:15 PM EDT
Att. 27,506 - Sunny - 83 F

livebaseballscorecards.com

AB	30
R	0
H	4
RBI	0
BB	1
SO	6
LOB	10



Batter	1	2	3	4	5	6	7	8	9	AB R H RBI BB SO LOB
Michael Tucker, L (1, 9) OBP: 0.360, SLG: 0.419	2-2 1B 2B	0-0 E9 13 2B 1B		4-1 13 FC3-6 BB		3-2 2B 2B		2-3 K		4 3 3 1 1 1 0
13 Omar Vizquel, S (1, 6) OBP: 0.358, SLG: 0.403	1-2 L6	3-2 2B		0-0 FC3-6 1B		1-3 K		0-2 F9		5 0 1 1 0 1 3
J.T. Snow, L (1, 3) OBP: 0.366, SLG: 0.388 Pedro Feliz, R (9, PH) OBP: 0.311, SLG: 0.432	1-2 2B 1B	1-0 F7		3-2 1-2 1B		1-0 2B		1-1 2B		4 1 3 2 0 0 1 1 1 1 0 0 0 0
Moises Alou, R (1, 7) OBP: 0.416, SLG: 0.523	0-1 HR 2B	1-2 F7		1-2 K		4-2 BB		2-2 G3-1 2B		4 1 2 2 1 1 3
Ray Durham, S (1, 4) OBP: 0.363, SLG: 0.409	0-0 HR		1-2 G6-3		1-3 K	2-2 G6-3		1-1 G3-1		5 1 1 2 0 1 3
Deivi Cruz, R (1, 5) OBP: 0.308, SLG: 0.430	1-0 F8		1-0 G5-3		0-0 HR		1-2 F8	0-1 P6		5 1 1 1 0 0 1
Jason Ellison, R (1, 8) OBP: 0.333, SLG: 0.407	2-2 F8		1-2 G5-3		1-0 G4-3		0-0 G3-1	0-1 G6-3		5 0 0 0 0 0 1
Yorvit Torrealba, R (1, 2) OBP: 0.329, SLG: 0.378		0-0 SH1-4 E 1B		4-2 13 E BB		3-2 G4-3		1-1 B2		3 2 1 0 1 0 0
Kirk Rueter, L Jeremy Accardo, R Jack Taschner, L LaTroy Hawkins, R Alex Sanchez, L 54 Scott Murnier, R Scott Eyre, L Lance Niekro, R Jason Christiansen, R		0-0 SH1-4		0-0 SH3		2-2 G4-3		0-1 G5-3		0 1 0 1 0 0 0 0 0 0 0 0 0 0 0 0 0

Inning Stats	R: 4	H: 4	E: 0	K: 0	S: 18	H: 4	LOB: 0	BB: 0	P: 25	R: 2	H: 3	E: 1	K: 0	S: 12	H: 3	LOB: 1	BB: 0	P: 17	R: 0	H: 0	E: 0	K: 0	S: 11	H: 0	LOB: 0	BB: 0	P: 14	R: 1	H: 1	E: 1	K: 1	S: 13	H: 1	LOB: 2	BB: 2	P: 25	R: 1	H: 2	E: 0	K: 1	S: 21	H: 2	LOB: 2	BB: 1	P: 34	R: 0	H: 0	E: 0	K: 0	S: 7	H: 0	LOB: 0	BB: 0	P: 9	R: 0	H: 0	E: 0	K: 1	S: 9	H: 0	LOB: 0	BB: 0	P: 11	R: 1	H: 2	E: 0	K: 0	S: 11	H: 2	LOB: 1	BB: 0	P: 15	1B: 4	2B: 7	3B: 0	HR: 2	SF: 0	SAC: 2	DP: 0	HBP: 0	WP: 0	PB: 0	SB: 0	CS: 0	PA: 43
--------------	------	------	------	------	-------	------	--------	-------	-------	------	------	------	------	-------	------	--------	-------	-------	------	------	------	------	-------	------	--------	-------	-------	------	------	------	------	-------	------	--------	-------	-------	------	------	------	------	-------	------	--------	-------	-------	------	------	------	------	------	------	--------	-------	------	------	------	------	------	------	------	--------	-------	-------	------	------	------	------	-------	------	--------	-------	-------	-------	-------	-------	-------	-------	--------	-------	--------	-------	-------	-------	-------	--------


PITCHER	IP	WLS	BF	H	R	ER	SO	BB	IBB	HBP	BLK	WP	HR	S	P	ERA	WHIP
54 Elizardo Ramirez, R (1, 1) ERA: 8.46	3.2		21	8	7	7	0	2	0	0	0	0	0	50	76	17.18	2.727
56 Todd Coffey, R (4, 1) ERA: 5.94	0.1		1	0	0	0	1	0	0	0	0	0	0	4	5	0.00	0.000
Ryan Wagner, R (5, 1) ERA: 5.94	2.0	W	10	3	2	2	2	1	0	0	0	0	1	29	47	9.00	2.000
25 David Weathers, R (7, 1) ERA: 3.74	2.0	H	6	0	0	0	1	0	0	0	0	0	0	16	20	0.00	0.000
Kent Mercker, L (9, 1) ERA: 2.88	0.0		2	2	1	1	0	0	0	0	0	0	0	5	8	∞	∞

BOTTOM

Cincinnati Reds @ San Francisco Giants
 SBC Park, San Francisco, CA
 Mon Jul 04 2005, 4:05 PM EDT
 Att: 40,333 - Sunny - 69 F

livebaseballscorecards.com

AB	38
R	10
H	13
RBI	9
BB	3
SO	4
LOB	12



Batter	1	2	3	4	5	6	7	8	9	AB R H RBI BB SO LOB	TOP											
Felipe Lopez, S (1, 6) OBP: 0.362, SLG: 0.549	1-3 K	3-2 L5			2-2 G4-3		2-1 FC6-4 1B	1-0 F9		5 0 1 0 0 1 1												
Rich Aurilia, R (1, 4) OBP: 0.303, SLG: 0.420	2-1 FC5-4 1B		2-3 K		3-3 K		1-2 FC6-4 FC4-6 1B WP		0-1 G4-3	5 1 1 0 0 2 1												
Sean Casey, L (1, 3) OBP: 0.361, SLG: 0.404	1-1 FC5-4 1-2f		1-1 G5-4-3 1B			0-1 FC6 1B	0-2 FC4-6 1B		1-1 2B 1B	5 1 4 0 0 0 1												
Ken Griffey Jr., L (1, 8) OBP: 0.346, SLG: 0.508	0-2 G3		1-0 G5-4-3 1-2f			1-2 FC6 1B 1-2f	1-0 FC4-6 1B WP		2-2 G6-3 1-H 2B	5 2 1 1 0 0 5												
Joe Randa, R (1, 5) OBP: 0.374, SLG: 0.502		3-2 1B 2B		2-0 L5		4-1 FC4-6 1B BB	1-0 1B		4-2 G6-3 BB	3 1 2 1 2 0 0												
Wily Mo Peña, R (1, 9) OBP: 0.333, SLG: 0.622		0-0 HR 2-H 1B		3-2 1B		1-2 FC4-6 1B 1-2 2-H	3-2 K		0-0 G6-3 1-2 2-3	5 1 3 2 0 1 3												
Adam Dunn, L (1, 7) OBP: 0.388, SLG: 0.564		3-2 HR 1-H		3-3 K		2-2 FC4-6 BB 1-2f 2-3		0-1 F8	2-2 P5	5 1 1 2 0 1 5												
Jason LaRue, R (1, 2) OBP: 0.349, SLG: 0.441		3-3 K		1-0 G1		4-0 BB		1-0 G3-1		3 0 0 0 1 1 1												
22 Eric Milton, L (1, 1) OBP: 0.172, SLG: 0.310		0-3 K			0-3 K	1-1 L7		4-1 BB		3 0 0 0 0 2 3												
Kent Mercker, L (7, 1)										0 0 0 0 0 0 0												
12 Edwin Encarnación, R (8, PH) OBP: 0.333, SLG: 0.278										0 0 0 0 1 0 0												
25 David Weathers, R (8, 1)										0 0 0 0 0 0 0												
31 Matt Belisle, R (9, 1) OBP: 0.143, SLG: 0.143										0 0 0 0 0 0 0												
Inning Stats	R: 0 E: 0 K: 1 S: 11	H: 1 LOB: 1 BB: 0 P: 15	R: 3 E: 0 K: 2 S: 22	H: 3 LOB: 0 BB: 0 P: 34	R: 0 E: 0 K: 1 S: 6	H: 1 LOB: 0 BB: 0 P: 10	R: 0 E: 0 K: 1 S: 8	H: 1 LOB: 1 BB: 0 P: 17	R: 0 E: 0 K: 2 S: 10	H: 0 LOB: 0 BB: 0 P: 15	R: 1 E: 0 K: 0 S: 15	H: 2 LOB: 3 BB: 2 P: 28	R: 2 E: 0 K: 1 S: 13	H: 3 LOB: 1 BB: 0 P: 21	R: 0 E: 0 K: 0 S: 5	H: 0 LOB: 1 BB: 1 P: 11	R: 1 E: 0 K: 0 S: 14	H: 2 LOB: 2 BB: 1 P: 23	1B: 10 2B: 2 3B: 0 HR: 1	SF: 0 SAC: 0 DP: 1 HBP: 0	WP: 1 PB: 0 SB: 0 CS: 0	PA: 43
PITCHER	IP WLS BF H R ER SO BB IBB HBP BLK WP HR S P ERA WHIP																					
51 Noah Lowry, L (1, 1) ERA: 5.07	6.0 L 27 8 4 4 7 2 0 0 0 0 0 1 72 119 6.00 1.667																					
Jeff Fassero, L (7, 1) ERA: 4.68	2.0 10 3 2 2 1 1 0 0 0 1 0 18 32 9.00 2.000																					
Jack Taschner, L (9, 1) ERA: 3.24	1.0 6 2 1 1 0 1 0 0 0 0 0 14 23 9.00 3.000																					

Cincinnati Reds @ San Francisco Giants
SBC Park, San Francisco, CA
 Tue Jul 05 2005, 10:15 PM EDT
 Att. 36,254 - Overcast - 59 F

AB	39
R	7
H	13
RBI	6
BB	4
SO	8
LOB	20



Batter	1	2	3	4	5	6	7	8	9	AB R H RBI BB SO LOB
Alex Sanchez, L (1, 9) OBP: 0.354, SLG: 0.435 Michael Tucker, L (7, PH) OBP: 0.356, SLG: 0.413 (8, 9)	0-2 F7 1B	0-0 1B			0-3 K 1B		0-3 K 1B		0-3 K 1B	3 0 1 0 0 1 0 2 0 0 0 0 2 3
13 Omar Vizquel, S (1, 6) OBP: 0.357, SLG: 0.401	1-1 WP HR 1B	1-1 F7 1B			0-0 P3 1B		1-2 P2 1B			4 1 1 0 0 0 3
Lance Niekro, R (1, 3) OBP: 0.311, SLG: 0.556	1-1 1-H HR 1B		0-0 P4 1B			2-2 P4 1B		1-2 G4-3 1B		4 1 1 2 0 0 0
Moises Alou, R (1, 7) OBP: 0.411, SLG: 0.514	2-2 F9 1B		2-2 F7 1B			1-0 F7 1B		1-3 K 1B		4 0 0 0 0 1 0
Pedro Feliz, R (1, 5) OBP: 0.313, SLG: 0.431	2-2 1B		2-1 G4-3 1B			4-1 FC6-4 BB		1-3 K 1B		3 0 1 0 1 1 0
Deivi Cruz, R (1, 4) OBP: 0.301, SLG: 0.420 Jeff Fassero, L (7, 1) Jack Taschner, L (9, 1) J.T. Snow, L (9, PH) OBP: 0.369, SLG: 0.391	3-3 K 1B		0-0 P4 1B			0-0 FC6-4 1-2f 1B		1-1 G6-3 WP 1B		3 0 0 0 0 1 2 0 0 0 0 0 0 0 0 0 0 0 0 0 0 1 1 1 0 0 0 0
Mike Matheny, R (1, 2) OBP: 0.299, SLG: 0.427		1-2 P4 1B		2-2 L7 1B			1-1 1B 1B		2-1 G6-3 1B	4 0 1 0 0 0 1
Jason Ellison, R (1, 8) OBP: 0.336, SLG: 0.410		2-1 51 S 51 G6-3 2B		0-0 F9 1B			0-3 K 1B		4-1 3-H BB	3 1 1 0 1 1 1
51 Noah Lowry, R (1, 1) OBP: 0.357, SLG: 0.440 Ray Durham, S (7, 4) OBP: 0.364, SLG: 0.409		2-2 G6-3 2-H 1B			1-2 G6-3 1B		0-0 1-2 1B		0-0 L7 1B	2 0 0 1 0 0 0 2 0 1 0 0 0 1

Inning Stats	R: 2	H: 3	E: 0	K: 1	S: 20	LOB: 1	BB: 0	P: 29	R: 1	H: 2	E: 0	K: 0	S: 13	LOB: 1	BB: 0	P: 19	R: 0	H: 0	E: 0	K: 0	S: 6	LOB: 0	BB: 0	P: 10	R: 0	H: 0	E: 0	K: 0	S: 5	LOB: 0	BB: 0	P: 7	R: 0	H: 0	E: 0	K: 1	S: 7	LOB: 0	BB: 0	P: 8	R: 0	H: 2	E: 0	K: 2	S: 13	LOB: 2	BB: 0	P: 15	R: 0	H: 0	E: 0	K: 2	S: 10	LOB: 0	BB: 0	P: 13	R: 1	H: 1	E: 0	K: 1	S: 9	LOB: 1	BB: 1	P: 16	1B: 6	SF: 0	2B: 1	SAC: 0	3B: 0	DP: 0	HR: 1	HBP: 0	WP: 3	PA: 37
--------------	------	------	------	------	-------	--------	-------	-------	------	------	------	------	-------	--------	-------	-------	------	------	------	------	------	--------	-------	-------	------	------	------	------	------	--------	-------	------	------	------	------	------	------	--------	-------	------	------	------	------	------	-------	--------	-------	-------	------	------	------	------	-------	--------	-------	-------	------	------	------	------	------	--------	-------	-------	-------	-------	-------	--------	-------	-------	-------	--------	-------	--------

PITCHER	IP	WLS	BF	H	R	ER	SO	BB	IBB	HBP	BLK	WP	HR	S	P	ERA	WHIP
22 Eric Milton, L (1, 1) ERA: 7.2	6.1	W	26	6	3	3	3	1	0	0	0	1	1	65	95	4.26	1.105
Kent Mercker, L (7, 1) ERA: 2.83	0.2	H	3	1	0	0	1	0	0	0	0	0	0	7	8	0.00	1.500
25 David Weathers, R (8, 1) ERA: 3.65	1.0	H	3	0	0	0	2	0	0	0	0	0	0	10	13	0.00	0.000
31 Matt Belisle, R (9, 1) ERA: 4.22	1.0		5	1	1	1	1	1	0	0	0	2	0	9	16	9.00	2.000

BOTTOM

Cincinnati Reds @ San Francisco Giants
SBC Park, San Francisco, CA
 Tue Jul 05 2005, 10:15 PM EDT
 Att. 36,254 - Overcast - 59 F

AB	35
R	4
H	8
RBI	3
BB	2
SO	7
LOB	11

Batter	1	2	3	4	5	6	7	8	9	AB R H RBI BB SO LOB	TOP											
Felipe Lopez, S (1, 6) OBP: 0.360, SLG: 0.541	1-1 G3		4-0 PB 1B BB		0-1 G1-3	3-2 L8			1-2 K	4 1 0 0 1 1 2												
Adam Dunn, L (1, 7) OBP: 0.388, SLG: 0.560	1-0 F9		1-2 1B 1B		4-1 WP BB			3-3 K	1-2 G6-3	4 0 1 2 1 1 0												
Joe Randa, R (1, 5) OBP: 0.373, SLG: 0.498	2-2 L7		0-0 1B		1-2 L7			2-2 P3		4 0 1 0 0 0 1												
Ken Griffey Jr., L (1, 8) OBP: 0.348, SLG: 0.507		0-1 P2	0-0 G3		4-0 BB			0-0 1B		3 0 1 0 1 0 2												
Sean Casey, L (1, 3) OBP: 0.360, SLG: 0.402		2-2 G4-3		2-1 G6-4-3 1B 1B	2-1 G4-3			1-2 L7		4 0 1 0 0 0 3												
Rich Aurilia, R (1, 4) OBP: 0.302, SLG: 0.416		3-1 G6-3		3-1 G6-4-3 1B		2-3 K		0-0 F9		4 0 1 0 0 1 0												
Wily Mo Peña, R (1, 9) OBP: 0.325, SLG: 0.605			1-3 K	0-0 G6-4-3		0-3 K		0-3 K		4 0 0 0 0 3 2												
Jason LaRue, R (1, 2) OBP: 0.352, SLG: 0.439			2-0 G4-3	4-0 IBB		2-2 2B 1B		0-0 G6-3		3 0 1 0 1 0 0												
Luke Hudson, R (1, 1) OBP: 0.286, SLG: 0.167 37 Brian Shackelford, L (5, 1) Ray Olmedo, S (6, PH) Jason Standridge, R (6, 1) 56 Todd Coffey, R (7, 1) Kent Mercker, L (8, 1) Jacob Cruz, L (9, PH) OBP: 0.310, SLG: 0.387			1-1 PB BB 1B	1-3 K		2-2 2B		0-2 F8		2 1 1 0 0 1 2 0 0 0 0 0 0 0 1 0 1 0 1 0 0 0 0 0 0												
Inning Stats	R: 0 E: 0 K: 0 S: 6	H: 0 LOB: 0 BB: 0 P: 10	R: 0 E: 0 K: 0 S: 7	H: 0 LOB: 0 BB: 0 P: 12	R: 2 E: 0 K: 1 S: 12	H: 3 LOB: 2 BB: 1 P: 21	R: 0 E: 0 K: 1 S: 8	H: 2 LOB: 2 BB: 1 P: 18	R: 0 E: 0 K: 0 S: 9	H: 0 LOB: 2 BB: 2 P: 20	R: 0 E: 0 K: 2 S: 16	H: 2 LOB: 2 BB: 0 P: 25	R: 0 E: 0 K: 1 S: 11	H: 1 LOB: 1 BB: 0 P: 17	R: 0 E: 0 K: 1 S: 5	H: 0 LOB: 0 BB: 0 P: 5	R: 0 E: 0 K: 1 S: 9	H: 0 LOB: 0 BB: 0 P: 11	1B: 7 2B: 1 3B: 0 HR: 0	SF: 0 SAC: 0 DP: 1 HBP: 0	WP: 1 PB: 1 SB: 0 CS: 0	PA: 38
32 Kevin Correia, R (1, 1) ERA: 3.6	IP: 5.0 WLS: W BF: 23 H: 5 R: 2 ER: 2 SO: 2 BB: 3 IBB: 1 HBP: 0 BLK: 0 WP: 1 HR: 0 S: 42 P: 81 ERA: 3.60 WHIP: 1.600																					
LaTroy Hawkins, R (6, 1) ERA: 5.55	IP: 1.0 WLS: H BF: 5 H: 2 R: 0 ER: 0 SO: 2 BB: 0 IBB: 0 HBP: 0 BLK: 0 WP: 0 HR: 0 S: 16 P: 25 ERA: 5.55 WHIP: 2.000																					
Scott Eyre, L (7, 1) ERA: 2.8	IP: 1.0 WLS: H BF: 4 H: 1 R: 0 ER: 0 SO: 1 BB: 0 IBB: 0 HBP: 0 BLK: 0 WP: 0 HR: 0 S: 11 P: 17 ERA: 2.8 WHIP: 1.000																					
54 Scott Munter, R (8, 1) ERA: 2.08	IP: 1.0 WLS: H BF: 3 H: 0 R: 0 ER: 0 SO: 1 BB: 0 IBB: 0 HBP: 0 BLK: 0 WP: 0 HR: 0 S: 5 P: 5 ERA: 2.08 WHIP: 0.000																					
Tyler Walker, R (9, 1) ERA: 4.25	IP: 1.0 WLS: H BF: 3 H: 0 R: 0 ER: 0 SO: 1 BB: 0 IBB: 0 HBP: 0 BLK: 0 WP: 0 HR: 0 S: 9 P: 11 ERA: 4.25 WHIP: 0.000																					

Cincinnati Reds @ San Francisco Giants
 SBC Park, San Francisco, CA
 Wed Jul 06 2005, 10:05 PM EDT
 Att: 33,666 - Clear - 62 F

AB	34
R	2
H	8
RBI	2
BB	4
SO	7
LOB	12



Batter	1	2	3	4	5	6	7	8	9
Alex Sanchez, L (1, 9) OBP: 0.355, SLG: 0.440	3-2 1B			0-0 G4-3	2-3 K	3-3 K		0-0 2B	
13 Omar Vizquel, S (1, 6) OBP: 0.359, SLG: 0.400	2-2 P6			2-2 P6	4-1 BB		2-2 1B		
J.T. Snow, L (1, 3) OBP: 0.362, SLG: 0.383	2-2 G3			1-1 G3	2-3 K		2-2 P6		
Pedro Feliz, R (1, 5) OBP: 0.316, SLG: 0.432			2-1 1B		2-2 1B	3-3 K	1-0 FC6-4		
Michael Tucker, L (1, 7) OBP: 0.354, SLG: 0.405			2-0 F8		4-1 1B	1-2 G1-3	1-2 G4-3		
Deivi Cruz, R (1, 4) OBP: 0.314, SLG: 0.430			1-2 G5-4-3		2-2 1B	0-0 E6	1-2 1B		
Mike Matheny, R (1, 2) OBP: 0.298, SLG: 0.428			1-2 G6-3		0-3 K	3-2 2B	0-0 FC4-6		
Jason Ellison, R (1, 8) OBP: 0.342, SLG: 0.411			1-0 L7		0-0 E4	4-0 BB	4-1 2B		
32 Kevin Correia, R (1, 1) Lance Niekro, R (5, PH) LaTroy Hawkins, R (6, 1) Moises Alou, R (6, PH) Scott Eyre, L (7, 1) 54 Scott Munter, R (8, 1) Yorvit Torrealba, R (8, PH) Tyler Walker, R (9, 1)			1-1 G6-3		0-0 3B	4-0 BB	0-1 L7		

Inning Stats	R: 0 E: 0 K: 0 S: 13	H: 1 LOB: 0 BB: 0 P: 20	R: 0 E: 0 K: 0 S: 6	H: 1 LOB: 0 BB: 0 P: 11	R: 0 E: 0 K: 0 S: 6	H: 0 LOB: 0 BB: 0 P: 9	R: 0 E: 0 K: 0 S: 6	H: 0 LOB: 0 BB: 0 P: 9	R: 4 E: 1 K: 3 S: 19	H: 4 LOB: 2 BB: 2 P: 35	R: 1 E: 1 K: 2 S: 17	H: 2 LOB: 3 BB: 2 P: 35	R: 0 E: 0 K: 0 S: 13	H: 1 LOB: 1 BB: 0 P: 19	R: 2 E: 0 K: 0 S: 9	H: 2 LOB: 1 BB: 1 P: 14
1B: 8 2B: 2 3B: 1 HR: 0	SF: 0 SAC: 0 DP: 1 HBP: 0	WP: 0 PA: 37														

PITCHER	IP	WLS	BF	H	R	ER	SO	BB	IBB	HBP	BLK	WP	HR	S	P	ERA	WHIP
Luke Hudson, R (1, 1) ERA: 9.85	4.1	L	18	6	4	4	1	1	0	0	0	0	0	43	69	8.31	1.615
37 Brian Shackelford, L (5, 1) ERA:	0.2		3	0	0	0	2	1	0	0	0	0	0	7	15	0.00	1.500
Jason Standridge, R (6, 1) ERA: 10.8	1.0		7	2	1	1	2	1	1	0	0	0	0	17	35	9.00	3.000
56 Todd Coffey, R (7, 1) ERA: 5.86	1.2		8	2	2	2	0	1	0	0	0	0	0	21	32	10.80	1.800
Kent Mercker, L (8, 1) ERA: 2.8	0.1		1	1	0	0	0	0	0	0	0	0	0	1	1	0.00	3.000

BOTTOM

AB R H RBI BB SO LOB

5 0 2 2 0 2 4

3 0 1 0 1 0 1

4 0 0 0 0 1 3

4 1 2 0 0 1 1

3 1 0 0 1 0 2

4 2 3 1 0 0 1

4 1 1 1 0 1 3

2 2 1 1 2 0 0

1 0 0 0 0 0 0
1 0 1 2 0 0 0
0 0 0 0 0 0 0
0 0 0 0 1 0 0
0 0 0 0 0 0 0
0 0 0 0 0 0 0
1 0 0 0 0 0 2
0 0 0 0 0 0 0

1B: 8 SF: 0
2B: 2 SAC: 0
3B: 1 DP: 1
HR: 0 HBP: 0

WP: 0 PA: 37
PB: 0
SB: 0
CS: 1

Cincinnati Reds @ San Francisco Giants
SBC Park, San Francisco, CA

Wed Jul 06 2005, 10:05 PM EDT
Att. 33,666 - Clear - 62 F

livebaseballscorecards.com

GIANTS

PITCHER	IP	WLS	BF	H	R	ER	SO	BB	IBB	HBP	BLK	WP	HR	S	P	ERA	WHIP
Luke Hudson, R (1, 1) ERA: 9.85	4.1	L	18	6	4	4	1	1	0	0	0	0	0	43	69	8.31	1.615
37 Brian Shackelford, L (5, 1) ERA:	0.2		3	0	0	0	2	1	0	0	0	0	0	7	15	0.00	1.500
Jason Standridge, R (6, 1) ERA: 10.8	1.0		7	2	1	1	2	1	1	0	0	0	0	17	35	9.00	3.000
56 Todd Coffey, R (7, 1) ERA: 5.86	1.2		8	2	2	2	0	1	0	0	0	0	0	21	32	10.80	1.800
Kent Mercker, L (8, 1) ERA: 2.8	0.1		1	1	0	0	0	0	0	0	0	0	0	1	1	0.00	3.000

Batter	1	2	3	4	5	6	7	8	9	AB R H RBI BB SO LOB	TOP										
Felipe Lopez, S (1, 6) OBP: 0.357, SLG: 0.535	1-2 G3-1		2-2 FC4-6		3-2 1B		2-2 FC6-4		2-2 G3	5 0 1 0 0 0 3											
Rich Aurilia, R (1, 4) OBP: 0.297, SLG: 0.408	2-3 K			0-0 P5	2-2 F8		0-2 FC6-4			4 0 0 0 0 1 2											
Sean Casey, L (1, 3) OBP: 0.359, SLG: 0.400	3-2 G4-3			1-1 F8		1-1 1B BB	3-2 G4-3			4 0 1 0 0 0 1											
Ken Griffey Jr., L (1, 8) OBP: 0.353, SLG: 0.511		1-2 L4-6 2B		1-2 3B 1B		4-2 1B BB		0-1 G6-3		3 1 2 0 1 0 0											
Joe Randa, R (1, 5) OBP: 0.374, SLG: 0.505	0-1 L4-6		0-1 3B		0-0 1B		1-2 2-3 1B	1-1 G6-3		4 0 2 1 0 0 1											
Adam Dunn, L (1, 7) OBP: 0.386, SLG: 0.554	3-3 K		4-2 BB		1-3 K		0-2 G5-3			3 0 0 0 1 2 3											
Wily Mo Peña, R (1, 9) OBP: 0.317, SLG: 0.590			2-0 P6	2-1 G1-3		0-0 P3		0-1 F8		4 0 0 0 0 0 5											
Javier Valentin, S (1, 2) OBP: 0.339, SLG: 0.418			2-2 P6		1-3 K	2-2 L6		3-2 G3 1B		4 0 1 0 0 1 3											
39 Aaron Harang, R (1, 1) OBP: 0.026, SLG: 0.026			0-1 E9		1-3 K		3-2 FC6-4 1B		2-2 G3	2 0 0 0 0 1 0											
Ray Olmedo, S (7, PH) OBP: 0.500, SLG: 0.889										1 0 1 0 0 0 0											
Ryan Wagner, R (7, 1)										0 0 0 0 0 0 0											
37 Brian Shackelford, L (8, 1)										0 0 0 0 0 0 0											
Jacob Cruz, L (9, PH) OBP: 0.306, SLG: 0.382										1 0 0 0 0 0 1											
Inning Stats	R: 0 E: 0 K: 1 S: 10	H: 0 LOB: 0 BB: 0 P: 16	R: 0 E: 0 K: 1 S: 8	H: 1 LOB: 0 BB: 0 P: 12	R: 0 E: 1 K: 0 S: 11	H: 0 LOB: 1 BB: 0 P: 17	R: 1 E: 0 K: 0 S: 13	H: 2 LOB: 2 BB: 1 P: 21	R: 0 E: 0 K: 2 S: 21	H: 1 LOB: 1 BB: 0 P: 28	R: 0 E: 0 K: 1 S: 12	H: 2 LOB: 3 BB: 1 P: 20	R: 0 E: 0 K: 0 S: 14	H: 1 LOB: 1 BB: 0 P: 22	R: 0 E: 0 K: 0 S: 7	H: 0 LOB: 0 BB: 0 P: 8	R: 0 E: 0 K: 0 S: 12	H: 1 LOB: 1 BB: 0 P: 19	1B: 6 2B: 2 3B: 1 HR: 0	SF: 0 SAC: 0 DP: 1 HBP: 0	WP: 0 PA: 37
PITCHER	IP WLS BF H R ER SO BB IBB HBP BLK WP HR S P ERA WHIP																				
Brett Tomko, R (1, 1) ERA: 5.01	5.0 W 23 6 1 1 4 2 0 0 0 0 0 0 68 104 1.80 1.600																				
Jason Christiansen, L (6, 1) ERA: 5.46	0.1 H 1 0 0 0 1 0 0 0 0 0 0 0 3 4 0.00 0.000																				
54 Scott Munter, R (6, 1) ERA: 2.03	0.2 H 3 1 0 0 0 0 0 0 0 0 0 0 7 12 0.00 1.500																				
Scott Eyre, L (7, 1) ERA: 2.72	1.0 H 3 0 0 0 0 0 0 0 0 0 0 0 11 16 0.00 0.000																				
LaTroy Hawkins, R (8, 1) ERA: 5.33	1.0 3 0 0 0 0 0 0 0 0 0 0 0 7 8 0.00 0.000																				
PITCHER	IP WLS BF H R ER SO BB IBB HBP BLK WP HR S P ERA WHIP																				
Tyler Walker, R (9, 1) ERA: 4.14	1.0 4 1 0 0 0 0 0 0 0 0 0 0 4 19 0.00 1.000																				

Cincinnati Reds @ San Francisco Giants
SBC Park, San Francisco, CA
 Thu Jul 07 2005, 10:15 PM EDT
 Att. 35,543 - Clear - 63 F

AB	35
R	1
H	8
RBI	1
BB	2
SO	5
LOB	19



WP: 0	PA: 37
PB: 0	
SB: 0	
CS: 0	

Batter	1	2	3	4	5	6	7	8	9	AB	R	H	RBI	BB	SO	LOB
Jason Ellison, R OBP: 0.337, SLG: 0.404 (1, 8)	1-3 K		0-2 K		0-3 K		0-0 G5-3			4	0	0	0	0	3	1
13 Omar Vizquel, S OBP: 0.357, SLG: 0.398 (1, 6)	0-3 K			0-1 CS 1B		1-2 G4-3		3-2 G4-3		4	0	1	0	0	1	0
J.T. Snow, L OBP: 0.360, SLG: 0.377 (1, 3)	3-1 L8			3-2 G4-3 1-2		4-2 G4-3 BB		1-0 L6		3	0	0	0	1	0	1
Moises Alou, R OBP: 0.407, SLG: 0.506 (1, 7)		0-0 F8		3-3 K		0-2 G4-3 1-2f		0-1 G5-3		4	0	0	0	0	1	1
Michael Tucker, L OBP: 0.354, SLG: 0.404 (1, 9)		1-1 F7			0-0 E HR 1B		2-2 F8			3	1	1	0	0	0	0
Deivi Cruz, R OBP: 0.315, SLG: 0.428 (1, 4)		0-0 E CS 1B		0-2 K		1-2 L4				3	0	1	0	0	1	1
Pedro Feliz, R OBP: 0.316, SLG: 0.431 (1, 5)		1-1 E7 1-3		0-0 FC6 1-2 HR		2-2 2B 1B				3	2	1	0	0	0	2
Mike Matheny, R OBP: 0.303, SLG: 0.449 (1, 2)		1-2 CS 3-H	0-3 K		3-2 HR 1-H 2-H		2-1 2B 1-H			3	2	2	4	0	1	0
Brett Tomko, R OBP: 0.176, SLG: 0.192 (1, 1)			0-2 F9		0-3 K		1-1 2B 2-H			2	0	0	0	0	1	0
Jason Christiansen, R (6, 1)										0	0	0	0	0	0	0
54 Scott Munter, R (6, 1)										0	0	0	0	0	0	0
Scott Eyre, L (7, 1)										0	0	0	0	0	0	0
Lance Niekro, R (7, PH)										1	0	1	1	0	0	0
LaTroy Hawkins, R (8, 1)										0	0	0	0	0	0	0
Tyler Walker, R (9, 1)										0	0	0	0	0	0	0

Inning Stats	R: 0	H: 0	E: 0	K: 2	S: 9	LOB: 0	BB: 0	P: 13	R: 0	H: 1	E: 1	K: 0	S: 8	LOB: 1	BB: 0	P: 11	R: 0	H: 0	E: 0	K: 2	S: 11	LOB: 0	BB: 0	P: 11	R: 0	H: 1	E: 0	K: 1	S: 11	LOB: 0	BB: 0	P: 17	R: 3	H: 2	E: 1	K: 3	S: 14	LOB: 0	BB: 0	P: 17	R: 0	H: 0	E: 0	K: 0	S: 9	LOB: 0	BB: 1	P: 14	R: 2	H: 3	E: 0	K: 0	S: 15	LOB: 1	BB: 0	P: 23	R: 0	H: 0	E: 0	K: 0	S: 6	LOB: 0	BB: 0	P: 10
1B: 4	SF: 0	3B: 0	SAC: 0	HR: 1	DP: 1	HBP: 0	WP: 0	PA: 32	ERA	WHIP																																																						
PITCHER		IP	WLS	BF	H	R	ER	SO	BB	IBB	HBP	BLK	WP	HR	S	P	ERA	WHIP																																														
39 Aaron Harang, R (1, 1)	6.0	L	22	4	3	2	8	8	1	0	0	0	0	1	62	83	3.00	0.833																																														
Ryan Wagner, R (7, 1)	1.0		6	3	2	2	0	0	0	0	0	0	0	0	15	23	18.00	3.000																																														
37 Brian Shacketford, L (8, 1)	1.0		3	0	0	0	0	0	0	0	0	0	0	0	6	10	0.00	0.000																																														

BOTTOM

Cincinnati Reds @ San Francisco Giants
 SBC Park, San Francisco, CA

Thu Jul 07 2005, 10:15 PM EDT
 Att. 35,543 - Clear - 63 F

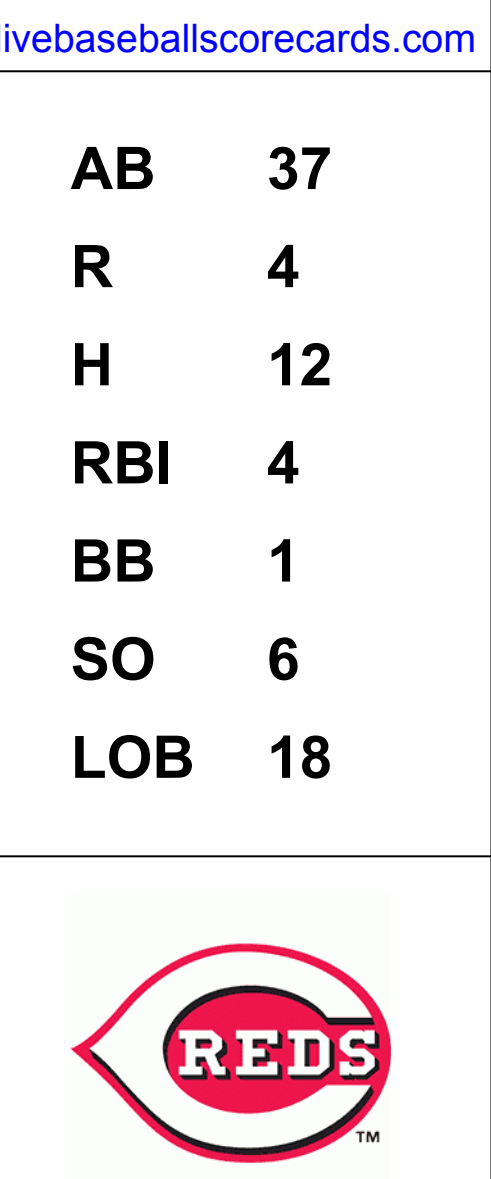
livebaseballscorecards.com

AB	30
R	5
H	7
RBI	5
BB	1
SO	8
LOB	6



Batter	1	2	3	4	5	6	7	8	9	AB R H RBI BB SO LOB	TOP																	
Felipe Lopez, S (1, 6) OBP: 0.351, SLG: 0.526	1-0 G4-3		3-1 G6-3		1-3 K			0-2 FC5-4 PB 1B 1-2f HR	1-2 FC6 1B 1-2f 2-3	5 1 0 0 0 1 6																		
Rich Aurilia, R (1, 4) OBP: 0.304, SLG: 0.413	0-2 G4-6-3 1B		1-1 G6-3		1-1 G5-3			2-0 HR 1B 1-2	1-0 1B 1-3 3-H 0-2	5 1 3 1 0 0 1																		
Sean Casey, L (1, 3) OBP: 0.356, SLG: 0.400	0-1 G4-6-3 1-2f			2-2 G4-3		1-1 G4-3 2B		3-2 P5 2-3	0-2 G6-3	5 0 1 0 0 0 5																		
Ken Griffey Jr., L (1, 8) OBP: 0.315, SLG: 0.524		0-2 F8		0-0 CS 2B		0-2 G4-3		3-2 HR 1-H 3-H		4 1 2 3 0 0 1																		
Joe Randa, R (1, 5) OBP: 0.373, SLG: 0.505		1-0 P3		1-2 F9 2-3		0-0 F8		1-0 2B		4 0 1 0 0 0 2																		
Wily Mo Peña, R (1, 9) OBP: 0.315, SLG: 0.581		2-2			3-2 G6-3		2-1 G6-3	2-3 K		4 0 1 0 0 1 1																		
25 David Weathers, R (8, 1)										0 0 0 0 0 0 0																		
Kent Mercker, L (9, 1)										0 0 0 0 0 0 0																		
Adam Dunn, L (1, 7) OBP: 0.385, SLG: 0.548		2-3 SAFE SAFE K		1-2 G3-1		1-3 K			4-2 FC6 1B 1B BB	3 1 0 0 1 2 1	AB 37 R 4 H 12 RBI 4 BB 1 SO 6 LOB 18																	
Jason LaRue, R (1, 2) OBP: 0.350, SLG: 0.432					2-2 1B HBP		0-0 G5-3		0-3 K	3 0 0 0 0 2 1																		
Ramon Ortiz, R (1, 1) OBP: 0.185, SLG: 0.231					0-1			1-0 FC5-4 1B	1-1 FC6 1B	2 0 2 0 0 0 0																		
Jason Romano, R (8, PH) OBP: 0.364, SLG: 0.448										1 0 1 0 0 0 0																		
Jacob Cruz, L (9, PH) OBP: 0.314, SLG: 0.390					1-3 1B					1 0 1 0 0 0 0																		
Inning Stats	R: 0 E: 0 K: 0 S: 6	H: 1 LOB: 0 BB: 0 P: 7	R: 0 E: 0 K: 1 S: 10	H: 1 LOB: 1 BB: 0 P: 15	R: 0 E: 0 K: 1 S: 10	H: 1 LOB: 1 BB: 0 P: 14	R: 0 E: 0 K: 1 S: 13	H: 1 LOB: 2 BB: 0 P: 20	R: 0 E: 0 K: 1 S: 8	H: 1 LOB: 1 BB: 0 P: 10	R: 0 E: 0 K: 1 S: 6	H: 0 LOB: 0 BB: 0 P: 9	R: 3 E: 0 K: 1 S: 20	H: 4 LOB: 1 BB: 0 P: 32	R: 1 E: 0 K: 1 S: 15	H: 2 LOB: 2 BB: 1 P: 22	1B: 7 2B: 4 3B: 0 HR: 1	SF: 0 SAC: 0 DP: 1 HBP: 1	WP: 1 PB: 1 SB: 0 CS: 1	PA: 39								
PITCHER	IP WLS BF H R ER SO BB IBB HBP BLK WP HR S P ERA WHIP																											
Brad Halsey, L (1, 1) ERA: 4.26	7.2		30	8	2	2	4	0	0	1	0	0	0	73	104	2.35	1.043											
Armando Almanza, L (8, 1) ERA: 27.0	0.0	B	2	2	1	1	0	0	0	0	0	1	1	4	8	∞	∞											
Lance Cormier, R (8, 1) ERA: 2.77	1.0	L	6	2	1	1	2	1	0	0	0	0	0	15	24	9.00	3.000											
Jose Valverde, R (9, 1) ERA: 3.99	0.1		1	0	0	0	0	0	0	0	0	0	0	3	3	0.00	0.000											

Cincinnati Reds @ Arizona Diamondbacks
Bank One Ballpark, Phoenix, AZ
Fri Jul 08 2005, 9:40 PM EDT
Att. 23,267 - Roof Closed - 80 F



livebaseballscorecards.com

Batter	1	2	3	4	5	6	7	8	9	AB R H RBI BB SO LOB
Craig Counsell, L OBP: 0.368, SLG: 0.418 (1, 4)	1-1 HR	0-0 L4		1-1 F8			1-2 F9		0-0 B4-3	5 1 1 1 0 0 2
Chad Tracy, L OBP: 0.346, SLG: 0.504 (1, 3)	4-1 FC3-6 BB		2-2 G3		1-2 S 1B		1-0 P3		3-1 F8	4 0 1 0 1 0 0
Luis Gonzalez, L OBP: 0.383, SLG: 0.462 (1, 7)	4-1 FC3-6 BB		2-0 HR 1B		1-2 F7		0-0 F7			3 1 1 0 1 0 1
Troy Glaus, R OBP: 0.361, SLG: 0.525 (1, 5)	2-2 P5		2-2 HR		2-3 K			1-1 G4-3		4 1 1 2 0 1 3
Shawn Green, L OBP: 0.347, SLG: 0.495 (1, 9)	0-0 FC3-6 1-2f 2-3		1-2 G6-4-3 1B		0-2 G4-3			1-2 BB 1B		4 0 2 0 0 0 3
Alex Cintron, S OBP: 0.313, SLG: 0.421 (1, 6)	0-1 F7		0-0 G6-4-3 1-2f			1-1 G4-3		0-0 F7		4 0 0 0 0 0 4
José Cruz Jr., S OBP: 0.346, SLG: 0.458 Jose Valverde, R (9, 1)		2-2 G3-1		1-1 L3		4-2 BB 19 E		4-2 BB		2 0 0 0 2 0 0 0 0 0 0 0 0 0
19 Chris Snyder, R OBP: 0.303, SLG: 0.306 Tony Clark, S OBP: 0.350, SLG: 0.614 Kelly Stinnett, R OBP: 0.395, SLG: 0.588 (9, 2)		1-1 FC1-6 HBP		2-3 K		2-0 SAFE BB 1-2		2-3 K		2 0 0 0 0 1 1 1 0 0 0 0 1 2 0 0 0 0 0 0 0
Brad Halsey, L OBP: 0.162, SLG: 0.061 Armando Almanza, L (8, 1) Lance Cormier, R OBP: 0.250, SLG: 0.250 Quinton McCracken, S OBP: 0.288, SLG: 0.261 (9, 8)		0-0 FC1-6 1-2f		1-2 1B		0-0 G6-3			1-3 K	3 0 1 0 0 0 2 0 0 0 0 0 0 0 0 0 0 0 0 0 0 1 0 0 0 0 1 0

Inning Stats	R: 1	H: 1	E: 0	K: 0	S: 10	LOB: 2	BB: 2	P: 21	R: 0	H: 0	E: 0	K: 0	S: 7	LOB: 1	BB: 0	P: 10	R: 2	H: 3	E: 0	K: 0	S: 11	LOB: 0	BB: 0	P: 18	R: 0	H: 1	E: 0	K: 1	S: 10	LOB: 1	BB: 0	P: 15	R: 0	H: 1	E: 1	K: 0	S: 6	LOB: 1	BB: 1	P: 13	R: 0	H: 0	E: 0	K: 0	S: 6	LOB: 0	BB: 0	P: 8	R: 0	H: 1	E: 0	K: 1	S: 13	LOB: 2	BB: 1	P: 21	R: 0	H: 0	E: 0	K: 1	S: 7	LOB: 0	BB: 0	P: 11	1B: 5	2B: 0	3B: 0	HR: 2	SF: 0	SAC: 0	DP: 1	HBP: 1	WP: 0	PB: 0	SB: 1	CS: 0	PA: 38
--------------	------	------	------	------	-------	--------	-------	-------	------	------	------	------	------	--------	-------	-------	------	------	------	------	-------	--------	-------	-------	------	------	------	------	-------	--------	-------	-------	------	------	------	------	------	--------	-------	-------	------	------	------	------	------	--------	-------	------	------	------	------	------	-------	--------	-------	-------	------	------	------	------	------	--------	-------	-------	-------	-------	-------	-------	-------	--------	-------	--------	-------	-------	-------	-------	--------

PITCHER	IP	WLS	BF	H	R	ER	SO	BB	IBB	HBP	BLK	WP	HR	S	P	ERA	WHIP
Ramon Ortiz, R ERA: 6.35 (1, 1)	7.0		30	6	3	3	2	3	0	1	0	0	2	64	103	3.86	1.286
25 David Weathers, R ERA: 3.57 (8, 1)	1.0	W	5	1	0	0	1	1	0	0	0	0	0	13	21	0.00	2.000
Kent Mercker, L ERA: 2.72 (9, 1)	1.0	S	3	0	0	0	1	0	0	0	0	0	0	7	11	0.00	0.000

BOTTOM


Cincinnati Reds @ Arizona Diamondbacks
Bank One Ballpark, Phoenix, AZ
Fri Jul 08 2005, 9:40 PM EDT
Att: 23,267 - Roof Closed - 80 F

AB	33
R	3
H	7
RBI	3
BB	4
SO	4
LOB	18



WP	0	PA	38
PB	0	SB	1
CS	0		

livebaseballscorecards.com

Batter	1	2	3	4	5	6	7	8	9	AB R H RBI BB SO LOB	TOP											
Felipe Lopez, S (1, 6) OBP: 0.355, SLG: 0.524	2-1 G1-3 1B		2-2 G1-3			0-3 K		4-0 2B BB	4-1 S BB	3 2 1 0 2 1 0	Cincinnati Reds @ Arizona Diamondbacks Bank One Ballpark, Phoenix, AZ Sat Jul 09 2005, 9:40 PM EDT Att. 27,663 - Roof Closed - 80 F livebaseballscorecards.com AB 34 R 6 H 9 RBI 6 BB 4 SO 6 LOB 15 											
Ray Olmedo, S (1, 4) OBP: 0.533, SLG: 0.929	1-2 G1-3			1-0 G4-3 S 1B		0-2 3B		1-0 2B FC2 1B	2-3 K	5 0 3 0 0 1 2												
Sean Casey, L (1, 3) OBP: 0.361, SLG: 0.406	1-2 G4-6-3 2-H 1B			0-0 F7		4-2 S BB		1-1 FC2 HR 2B		3 1 2 2 1 0 1												
Ken Griffey Jr., L (1, 8) OBP: 0.353, SLG: 0.519	0-0 G4-6-3 1-2f			3-1 G4-3		3-3 K		4-0 FC2 HR IBB		3 1 0 0 1 1 4												
Joe Randa, R (1, 5) OBP: 0.371, SLG: 0.502		2-2 G3-6-3 1B		0-2 G4-3		0-0 G5-3		1-1 FC2 HR		4 1 1 0 0 0 6												
Adam Dunn, L (1, 7) OBP: 0.383, SLG: 0.554		0-0 G3-6-3 1-2f			2-0 G3		1-3 K	3-1 HR		4 1 1 4 0 1 1												
Jacob Cruz, L (1, 9) OBP: 0.300, SLG: 0.370		0-1 G4-3			0-0 G3-1		0-3 K	0-1 G3		4 0 0 0 0 1 0												
31 Matt Belisle, R (8, 1) OBP: 0.143, SLG: 0.143										0 0 0 0 0 0 0												
Javier Valentin, S (1, 2) OBP: 0.336, SLG: 0.412			2-2 G6-3		0-0 1B		1-0 F9		1-0 F9	4 0 1 0 0 0 0												
Brandon Claussen, R (1, 1) OBP: 0.115, SLG: 0.042			2-1 G1-3		2-3 K			2-1 G5-3	2-1 G5-3	2 0 0 0 0 1 1												
56 Todd Coffey, R (6, 1)										0 0 0 0 0 0 0												
Wily Mo Peña, R (8, PH) OBP: 0.314, SLG: 0.578										1 0 0 0 0 0 0												
Jason Romano, R (8, 9) OBP: 0.353, SLG: 0.433										1 0 0 0 0 0 0												
Inning Stats	R: 1 E: 0 K: 0 S: 9	H: 2 LOB: 0 BB: 0 P: 13	R: 0 E: 0 K: 0 S: 6	H: 1 LOB: 0 BB: 0 P: 8	R: 0 E: 0 K: 0 S: 8	H: 0 LOB: 0 BB: 0 P: 14	R: 0 E: 0 K: 0 S: 7	H: 1 LOB: 1 BB: 0 P: 11	R: 0 E: 0 K: 1 S: 7	H: 1 LOB: 1 BB: 0 P: 11	R: 0 E: 0 K: 2 S: 16	H: 1 LOB: 2 BB: 1 P: 23	R: 0 E: 0 K: 2 S: 7	H: 0 LOB: 0 BB: 0 P: 9	R: 5 E: 0 K: 0 S: 11	H: 3 LOB: 0 BB: 2 P: 27	R: 0 E: 0 K: 1 S: 7	H: 0 LOB: 1 BB: 1 P: 16	1B: 6 2B: 1 3B: 1 HR: 1	SF: 0 SAC: 0 DP: 2 HBP: 0	WP: 0 PB: 0 SB: 3 CS: 0	PA: 38
PITCHER	IP WLS BF H R ER SO BB IBB HBP BLK WP HR S P ERA WHIP												PITCHER	IP WLS BF H R ER SO BB IBB HBP BLK WP HR S P ERA WHIP								
17 Brandon Webb, R (1, 1) ERA: 3.57	8.0 L 34 9 6 6 5 2 1 0 0 0 0 1 71 116 6.75 1.375																					
Greg Aquino, R (9, 1) ERA: 11.32	1.0 4 0 0 0 1 1 0 0 0 0 0 0 7 16 0.00 1.000																					

Batter	1	2	3	4	5	6	7	8	9	AB R H RBI BB SO LOB
Craig Counsell, L (1, 4) OBP: 0.364, SLG: 0.413	0-3 K	3-1 G3			1-0 P4		3-1 G3			4 0 0 0 0 1 3
Royce Clayton, R (1, 6) OBP: 0.297, SLG: 0.327	2-2 1B		3-3 K		1-2 G6-3		1-2 G1-3			4 0 1 0 0 1 1
Luis Gonzalez, L (1, 7) OBP: 0.379, SLG: 0.457	2-2 L5		1-1 F9		3-3 K		0-2 P4			4 0 0 0 0 1 1
Troy Claus, R (1, 5) OBP: 0.357, SLG: 0.518	3-3 K		2-2 F9		3-0 F8		2-1 F7			4 0 0 0 0 1 1
Tony Clark, S (1, 3) OBP: 0.354, SLG: 0.618		1-1 1B 19 1B		0-2 G6-3		0-0 G4-3 1B		1-3 K		4 1 2 0 0 1 0
Shawn Green, L (1, 9) OBP: 0.346, SLG: 0.492		2-2 17 SH1-4 19 1B		1-1 G6-3		0-0 G4-3		3-1 G1		4 0 1 0 0 0 1
Luis Terrero, R (1, 8) OBP: 0.286, SLG: 0.382		2-2 P4		0-2 19 S 19 2B		2-3 K		2-3 K		3 1 1 0 0 0 1 3 1 0 0 0 0 1 0
Chad Tracy, L (9, PH) OBP: 0.345, SLG: 0.502		1-2 17 SH1-4		2-2 1B		2-1 G3 17 SH1-4 1B		2-2 K		3 0 3 2 0 0 0 1 0 0 0 0 1 0
19 Chris Snyder, R (1, 2) OBP: 0.312, SLG: 0.321		1-2 1B		1-1 G1-3		1-0 SH1-4				1 0 0 0 0 0 1
Alex Cintron, S (9, PH) OBP: 0.311, SLG: 0.418		0-0 SH1-4				1-2 1B				0 0 0 0 0 0 0
17 Brandon Webb, R (1, 1)										
Greg Aquino, R (9, 1)										

Inning Stats	R: 0	H: 1	E: 0	K: 2	S: 17	R: 1	H: 3	E: 0	K: 0	S: 15	R: 0	H: 0	E: 0	K: 1	S: 9	R: 1	H: 2	E: 0	K: 0	S: 13	R: 0	H: 0	E: 0	K: 1	S: 9	R: 0	H: 1	E: 0	K: 1	S: 6	R: 0	H: 1	E: 0	K: 0	S: 9	R: 0	H: 0	E: 0	K: 1	S: 10	R: 0	H: 0	E: 0	K: 2	S: 13	1B: 6	2B: 2	3B: 0	SF: 0	SAC: 2	DP: 0	HBP: 0	WP: 0	PB: 0	SB: 1	CS: 0	PA: 35
--------------	------	------	------	------	-------	------	------	------	------	-------	------	------	------	------	------	------	------	------	------	-------	------	------	------	------	------	------	------	------	------	------	------	------	------	------	------	------	------	------	------	-------	------	------	------	------	-------	-------	-------	-------	-------	--------	-------	--------	-------	-------	-------	-------	--------

PITCHER	IP	WLS	BF	H	R	ER	SO	BB	IBB	HBP	BLK	WP	HR	S	P	ERA	WHIP
Brandon Claussen, L (1, 1) ERA: 3.61	5.2		24	7	2	2	4	0	0	0	0	0	0	66	100	3.18	1.235
56 Todd Coffey, R (6, 1) ERA: 5.99	1.1	W	5	1	0	0	1	0	0	0	0	0	0	12	21	0.00	0.750
31 Matt Belisle, R (8, 1) ERA: 4.07	2.0		6	0	0	0	3	0	0	0	0	0	0	23	33	0.00	0.000

BOTTOM

Cincinnati Reds @ Arizona Diamondbacks
Bank One Ballpark, Phoenix, AZ
 Sat Jul 09 2005, 9:40 PM EDT
 Att: 27,663 - Roof Closed - 80 F

livebaseballscorecards.com

AB	33
R	2
H	8
RBI	2
BB	0
SO	8
LOB	11



Batter	1	2	3	4	5	6	7	8	9	AB R H RBI BB SO LOB	TOP																
Felipe Lopez, S (1, 6) OBP: 0.354, SLG: 0.520	2-1 G1-6-3 1B		2-2 FC6-4		0-1 FC5		2-1 G6-3			4 0 1 0 0 0 3	Cincinnati Reds @ Arizona Diamondbacks Bank One Ballpark, Phoenix, AZ Sun Jul 10 2005, 4:40 PM EDT Att. 24,414 - Roof Closed - 78 F																
Rich Aurilia, R (1, 4) OBP: 0.298, SLG: 0.405	0-1 F7		1-1 F7		1-2 F8		2-1 G5-3			4 0 0 0 0 0 4																	
Sean Casey, L (1, 3) OBP: 0.360, SLG: 0.402	1-1 G1-6-3			1-0 F7		2-3 K		4-0 G4-3 PB BB		3 0 0 0 1 1 1																	
Ken Griffey Jr., L (1, 8) OBP: 0.355, SLG: 0.521		1-1 2B		4-2 FC6-4 BB		1-2 P6		0-0 P5		3 0 1 0 1 0 1																	
Joe Randa, R (1, 5) OBP: 0.370, SLG: 0.502		0-3 K		1-1 FC6-4		2-1 BB 2B		3-2 G4-3		4 0 1 0 0 1 3																	
Adam Dunn, L (1, 7) OBP: 0.384, SLG: 0.550		4-1 G6-4-3 BB		2-1 L4		4-2 BB BB		3-2 L9		2 0 0 0 2 0 2																	
Wily Mo Peña, R (1, 9) OBP: 0.318, SLG: 0.573		0-1 G6-4-3			0-0 22 FC1-6 BB 1B		4-1 BB		1-3 K	3 0 1 0 1 1 2																	
Jason LaRue, R (1, 2) OBP: 0.352, SLG: 0.436			3-2 22 FC1-5 2B		4-1 1 SAFE 1 SAFE S 1 BB BB BB		1-0 F8		1-3 K	3 0 1 0 1 1 3																	
22 Eric Milton, L (1, 1) OBP: 0.156, SLG: 0.281			1-0 FC1-5		1-1 FC1-6		1-3 K		1-3 K	3 0 0 0 0 1 3																	
Kent Mercker, L (7, 1)										0 0 0 0 0 0 0																	
Jacob Cruz, L (9, PH) OBP: 0.297, SLG: 0.366										1 0 0 0 0 1 0																	
Inning Stats	R: 0 E: 0 K: 0 S: 6	H: 1 LOB: 0 BB: 0 P: 9	R: 0 E: 0 K: 1 S: 8	H: 1 LOB: 1 BB: 1 P: 13	R: 0 E: 0 K: 0 S: 10	H: 1 LOB: 1 BB: 0 P: 17	R: 0 E: 0 K: 0 S: 7	H: 0 LOB: 1 BB: 1 P: 15	R: 0 E: 0 K: 1 S: 11	H: 1 LOB: 2 BB: 1 P: 17	R: 0 E: 0 K: 1 S: 13	H: 1 LOB: 3 BB: 2 P: 27	R: 0 E: 0 K: 1 S: 7	H: 0 LOB: 0 BB: 0 P: 12	R: 0 E: 0 K: 0 S: 12	H: 0 LOB: 1 BB: 1 P: 22	R: 0 E: 0 K: 3 S: 9	H: 0 LOB: 0 BB: 0 P: 12	1B: 2 2B: 3 3B: 0 HR: 0	SF: 0 SAC: 0 DP: 2 HBP: 0	WP: 0 PB: 1 SB: 0 CS: 0	PA: 36					
PITCHER	IP WLS BF H R ER SO BB IBB HBP BLK WP HR S P ERA WHIP																										
Mike Gosling, L (1, 1) ERA: 4.61	5.2		24	5	0	0	2	4	0	0	0	0	0	53	91	0.00	1.588										
Lance Cormier, R (6, 1) ERA: 2.7	1.1	W	5	0	0	0	1	1	0	0	0	0	0	9	19	0.00	0.750										
Armando Almanza, L (8, 1) ERA: 13.5	0.1	H	2	0	0	0	0	1	0	0	0	0	0	1	5	0.00	3.000										
Jose Valverde, R (8, 1) ERA: 3.9	0.2	H	2	0	0	0	0	0	0	0	0	0	0	11	17	0.00	0.000										
36 Brian Bruney, R (9, 1) ERA: 5.85	1.0	S	3	0	0	0	3	0	0	0	0	0	0	9	12	0.00	0.000										

AB	30
R	0
H	5
RBI	0
BB	6
SO	6
LOB	22



WP	0	PA	36
PB	1		
SB	0		
CS	0		

PITCHER	IP WLS BF H R ER SO BB IBB HBP BLK WP HR S P ERA WHIP
----------------	---

ERA	0.00	WHIP	1.588
------------	------	-------------	-------

Batter	1	2	3	4	5	6	7	8	9
Alex Cintron, S (1, 4) OBP: 0.315, SLG: 0.420 36 Brian Bruney, R (9, 1)	0-0 1B		0-1 P4			0-0 1B		0-0 G5-3	
Royce Clayton, R (1, 6) OBP: 0.293, SLG: 0.322	2-3 K			2-3 K		0-1 G3		1-3 K	
Luis Gonzalez, L (1, 7) OBP: 0.376, SLG: 0.452	1-3 K			3-2 K			0-1 L3		
Troy Claus, R (1, 5) OBP: 0.354, SLG: 0.513	2-2 F7			1-3 K			3-3 K		
Tony Clark, S (1, 3) OBP: 0.353, SLG: 0.630		2-2 F9			0-0 G6-3		1-0 HR		
Shawn Green, L (1, 9) OBP: 0.346, SLG: 0.494		0-1 F8			0-2 P4		1-1 1B 2B		
José Cruz Jr., S (1, 8) OBP: 0.343, SLG: 0.453 Lance Cormier, R (6, 1) OBP: 0.250, SLG: 0.250 Luis Terrero, R (7, PH) OBP: 0.294, SLG: 0.390		1-2 G5-3			2-3 K		2-2 2-H 1B		
Kelly Stinnett, R (1, 2) OBP: 0.366, SLG: 0.541			3-2 P4			2-2 G1-3		3-2 P6	
Mike Gosling, L (1, 1) Quinton McCracken, S (6, 8) Armando Almanza, L (8, 1) Jose Valverde, R (8, 1) Craig Counsell, L (8, PH) OBP: 0.363, SLG: 0.412			1-2 G1-3			1-3 K		1-1 F9	

AB	R	H	RBI	BB	SO	LOB
4	0	2	0	0	0	0
0	0	0	0	0	0	0
4	0	0	0	0	3	2
3	0	0	0	0	2	1
3	0	0	0	0	2	1
3	1	1	1	0	0	0
3	1	1	0	0	0	0
2	0	0	0	0	1	0
0	0	0	0	0	0	0
1	0	1	1	0	0	0
3	0	0	0	0	0	1
1	0	0	0	0	0	0
1	0	0	0	0	1	0
0	0	0	0	0	0	0
0	0	0	0	0	0	0
1	0	0	0	0	0	0

BOTTOM

Cincinnati Reds @ Arizona Diamondbacks
Bank One Ballpark, Phoenix, AZ

livebaseballscorecards.com

AB	29
R	2
H	5
RBI	2
BB	0
SO	9
LOB	5




Inning Stats	R: 0	H: 1	E: 0	K: 2	S: 12	LOB: 1	BB: 0	P: 17
	R: 0	H: 0	E: 0	K: 0	S: 8	LOB: 0	BB: 0	P: 11
	R: 0	H: 0	E: 0	K: 3	S: 15	LOB: 0	BB: 0	P: 21
	R: 0	H: 0	E: 0	K: 1	S: 9	LOB: 0	BB: 0	P: 11
	R: 2	H: 3	E: 0	K: 1	S: 16	LOB: 1	BB: 0	P: 26
	R: 0	H: 0	E: 0	K: 1	S: 9	LOB: 0	BB: 0	P: 11

PITCHER	IP	WLS	BF	H	R	ER	SO	BB	IBB	HBP	BLK	WP	HR	S	P	ERA	WHIP
22 Eric Milton, L (1, 1) ERA: 6.92	6.2	L	25	5	2	2	8	0	0	0	0	0	1	79	109	2.70	0.750
Kent Mercker, L (7, 1) ERA: 2.63	1.1		4	0	0	0	1	0	0	0	0	0	0	12	17	0.00	0.000

PITCHER	IP	WLS	BF	H	R	ER	SO	BB	IBB	HBP	BLK	WP	HR	S	P	ERA	WHIP

WP: 0	PA: 29
PB: 0	
SB: 0	
CS: 0	


Sun Jul 10 2005, 4:40 PM EDT
Att. 24,414 - Roof Closed - 78 F

Batter	1	2	3	4	5	6	7	8	9	AB R H RBI BB SO LOB	TOP											
18 Cory Sullivan, L (1, 8) OBP: 0.318, SLG: 0.333	2-1 G4-3		0-1 B2-3		2-2 FC6			1-2 G4-3		4 0 0 0 0 0 2	<p>Colorado Rockies @ Cincinnati Reds Great American Ball Park, Cincinnati, OH</p> <p>livebaseballscorecards.com</p> <p>AB 32 R 3 H 6 RBI 3 BB 2 SO 9 LOB 10</p> 											
Aaron Miles, S (1, 4) OBP: 0.299, SLG: 0.374	0-3 K		1-3 K			1-2 F7		0-1 1B		4 0 1 0 0 2 0												
17 Todd Helton, L (1, 3) OBP: 0.410, SLG: 0.467	2-2 F8			0-2 G3		3-1 G6-3		2-2 G4-3		4 0 0 0 0 0 0												
27 Garrett Atkins, R (1, 5) OBP: 0.366, SLG: 0.451		4-2 1B BB		3-2 F9		1-1 G6-3		3-1 HR 2B		3 1 1 0 1 0 0												
Eric Byrnes, R (1, 7) OBP: 0.330, SLG: 0.464		1-3 K		0-3 K		3-2 L7		0-3 K		4 0 0 0 0 3 2												
Jorge Piedra, L (1, 9) OBP: 0.353, SLG: 0.511		1-1 1B		0-1 1B 2B		1-3 K		0-1 HR		4 2 3 2 0 1 0												
Luis Gonzalez, R (1, 6) OBP: 0.326, SLG: 0.431		0-1 F8		1-1 B2-3		1-3 K		2-3 K		4 0 0 0 0 2 3												
Danny Ardoin, R (1, 2) OBP: 0.303, SLG: 0.324		2-2 G5-3		2-2 18 FC6 1B		2-2 G5-3		2-2 G5-3		3 0 1 1 0 0 2												
Jason Jennings, L (1, 1) OBP: 0.189, SLG: 0.171			2-3 K		0-2 L7		4-0 18 G4-3 1B BB			2 0 0 0 0 1 1												
Eddy Garabito, S (8, PH) OBP: 0.378, SLG: 0.395										0 0 0 0 1 0 0												
Bobby Seay, L (8, 1)										0 0 0 0 0 0 0												
Mike DeJean, R (8, 1)										0 0 0 0 0 0 0												
Inning Stats	R: 0 E: 0 K: 1 S: 10	H: 0 LOB: 0 BB: 0 P: 14	R: 0 E: 0 K: 1 S: 13	H: 1 LOB: 2 BB: 1 P: 21	R: 0 E: 0 K: 2 S: 9	H: 0 LOB: 0 BB: 0 P: 12	R: 0 E: 0 K: 1 S: 9	H: 0 LOB: 0 BB: 0 P: 12	R: 1 E: 0 K: 2 S: 14	H: 2 LOB: 1 BB: 0 P: 19	R: 0 E: 0 K: 2 S: 9	H: 0 LOB: 0 BB: 0 P: 14	R: 0 E: 0 K: 2 S: 10	H: 0 LOB: 0 BB: 0 P: 15	R: 0 E: 0 K: 2 S: 10	H: 1 LOB: 2 BB: 1 P: 17	R: 2 E: 0 K: 2 S: 16	H: 2 LOB: 0 BB: 0 P: 23	1B: 3 2B: 2 3B: 0 HR: 1	SF: 0 SAC: 0 DP: 0 HBP: 0	WP: 0 PB: 0 SB: 0 CS: 0	PA: 34
PITCHER	IP WLS BF H R ER SO BB IBB HBP BLK WP HR S P ERA WHIP																					
39 Aaron Harang, R (1, 1) ERA: 3.95	7.0 W 25 3 1 1 7 1 0 0 0 0 0 74 107 1.29 0.571																					
31 Matt Belisle, R (8, 1) ERA: 3.99	1.0 H 4 1 0 0 0 1 0 0 0 0 0 10 17 0.00 2.000																					
25 David Weathers, R (9, 1) ERA: 3.88	1.0 S 5 2 2 2 2 0 0 0 0 0 1 16 23 18.00 2.000																					

Colorado Rockies @ Cincinnati Reds
Great American Ball Park, Cincinnati, OH

livebaseballscorecards.com

AB 32
R 3
H 6
RBI 3
BB 2
SO 9
LOB 10



Fri Jul 15 2005, 7:10 PM EDT
Att. 21,116 - Overcast - 82 F

Batter	1	2	3	4	5	6	7	8	9	AB	R	H	RBI	BB	SO	LOB
Felipe Lopez, S (1, 6) OBP: 0.356, SLG: 0.520	2-2 G5-3 1B		0-1 S 1B		3-2 F8		2-2 F7			4	1	2	0	0	0	0
Rich Aurilia, R (1, 4) OBP: 0.293, SLG: 0.397 31 Matt Belisle, R (8, 1) OBP: 0.143, SLG: 0.143 25 David Weathers, R (9, 1)	3-2 G5-3		1-2 P3		3-1 F9		1-2 L7			4	0	0	0	0	0	2
Sean Casey, L (1, 3) OBP: 0.358, SLG: 0.400	0-1 G3 2-H 1B		1-1 F8		2-0 L6		2-2 G6-3			4	0	1	1	0	0	1
Ken Griffey Jr., L (1, 8) OBP: 0.359, SLG: 0.530	3-2 G3		4-0 IBB		0-0 HR		4-1 HR BB			2	2	1	1	2	0	1
Joe Randa, R (1, 5) OBP: 0.365, SLG: 0.495	2-3 K		0-0 L8		2-0 G6-3		0-3 K			4	0	0	0	0	2	4
Adam Dunn, L (1, 7) OBP: 0.386, SLG: 0.563		2-1 F8		3-3 K		1-1 E 2B		1-1 HR 1-H		4	1	2	2	0	1	0
Wily Mo Peña, R (1, 9) OBP: 0.311, SLG: 0.560		3-2 G5-3		1-1 G1-3		0-0 E6		3-3 K		4	0	0	0	0	1	1
Jason LaRue, R (1, 2) OBP: 0.352, SLG: 0.434		1-0 1B		2-3 K		1-0 G5-3				3	0	1	0	0	1	2
39 Aaron Harang, R (1, 1) OBP: 0.025, SLG: 0.025 Ray Olmedo, S (7, PH) OBP: 0.500, SLG: 0.867 (8, 4)		0-3 K		0-3 K			3-1 G1-3			2	0	0	0	0	2	1
										1	0	0	0	0	0	0

Inning Stats	R: 1	H: 2	E: 0	K: 1	S: 17	H: 2	LOB: 1	BB: 0	P: 27	R: 0	H: 1	E: 0	K: 1	S: 10	H: 1	LOB: 1	BB: 0	P: 16	R: 0	H: 1	E: 0	K: 0	S: 8	H: 0	LOB: 0	BB: 0	P: 14	R: 0	H: 0	E: 0	K: 2	S: 8	R: 0	H: 0	E: 0	K: 1	S: 9	R: 1	H: 2	E: 1	K: 0	S: 7	H: 2	LOB: 2	BB: 0	P: 13	R: 0	H: 0	E: 0	K: 0	S: 8	R: 2	H: 1	E: 0	K: 2	S: 12	H: 1	LOB: 0	BB: 1	P: 22
Jason Jennings, R (1, 1) ERA: 5.08	IP	WLS	BF	H	R	ER	SO	BB	IBB	HBP	BLK	WP	HR	S	P	ERA	WHIP																																											
Bobby Seay, L (8, 1) ERA: 8.49	0.2		4	1	2	2	1	1	0	0	0	0	1	9	16	27.00	3.000																																											
Mike DeJean, R (8, 1) ERA: 5.59	0.1		1	0	0	0	1	0	0	0	0	0	0	3	6	0.00	0.000																																											


BOTTOM

Colorado Rockies @ Cincinnati Reds
Great American Ball Park, Cincinnati, OH

Fri Jul 15 2005, 7:10 PM EDT
Att: 21,116 - Overcast - 82 F

livebaseballscorecards.com

AB	32
R	4
H	7
RBI	4
BB	2
SO	7
LOB	12



WP	HR	S	P	ERA	WHIP
0	0	0	0	0	0


Batter	1	2	3	4	5	6	7	8	9	AB R H RBI BB SO LOB	TOP										
18 Cory Sullivan, L (1, 8) OBP: 0.326, SLG: 0.359 Dustan Mohr, R (9, PH) OBP: 0.238, SLG: 0.449	1-1 17 BB 1B		0-1 17 SH1-4 1B		3-1 P5		2-1 2-H HR		0-1 P4	4 2 3 2 0 0 0 1 0 0 0 0 0 0											
Aaron Miles, S (1, 4) OBP: 0.305, SLG: 0.374	0-3 K		1-1 SH1-4		0-0		2-1 G5-3		1-1 17 DI 1B	4 0 2 0 0 1 1											
17 Todd Helton, L (1, 3) OBP: 0.415, SLG: 0.468	4-2 SAFE 1-2 BB		1-0 2-H 1B		0-1 F7		0-0 1B		2-0 1-2 HBP	3 0 2 1 1 0 1											
Eric Byrnes, R (1, 7) OBP: 0.329, SLG: 0.459	3-2 P3		1-0 F7		1-2 G5-3		0-0 F7		3-3 K	5 0 0 0 0 1 6											
27 Garrett Atkins, R (1, 5) OBP: 0.354, SLG: 0.434	2-2 F9		2-3 K		0-0 P3		1-1 G6-3			4 0 0 0 0 1 3											
Jorge Piedra, L (1, 9) OBP: 0.339, SLG: 0.481		1-2 G5-3		0-0 P6		0-3 K2-3		1-2 1B		4 0 1 0 0 1 0											
Luis Gonzalez, R (1, 6) OBP: 0.332, SLG: 0.445 40 Brian Fuentes, L (8, 1)		0-0 2B		2-2 G5-3		1-2 G6-3		0-1 F9		4 0 1 0 0 0 1 0 0 0 0 0 0 0											
JD Closser, S (1, 2)		2-3 K		1-3 K		1-0 HR		1-3 K		4 1 1 1 0 3 2											
Jamey Wright, R (1, 1) OBP: 0.139, SLG: 0.139 Eddy Garabito, S (7, PH) OBP: 0.391, SLG: 0.415 Marcos Carvajal, R (7, 1) Desi Relaford, S (8, 6) OBP: 0.311, SLG: 0.328		0-3 K		0-0 P6		1-1 18 HR 2B		1-2 F8		2 0 0 0 0 1 1 1 1 1 0 0 0 0 0 0 0 0 0 0 0 1 0 0 0 0 0 0											
Inning Stats	R: 0 E: 0 K: 1 S: 16	H: 1 LOB: 2 BB: 1 P: 26	R: 0 E: 0 K: 2 S: 12	H: 1 LOB: 1 BB: 0 P: 15	R: 1 E: 0 K: 1 S: 9	H: 2 LOB: 1 BB: 0 P: 14	R: 0 E: 0 K: 1 S: 8	H: 0 LOB: 0 BB: 0 P: 11	R: 0 E: 0 K: 0 S: 6	H: 1 LOB: 1 BB: 0 P: 9	R: 0 E: 0 K: 1 S: 7	H: 0 LOB: 0 BB: 0 P: 8	R: 3 E: 0 K: 0 S: 12	H: 4 LOB: 1 BB: 0 P: 19	R: 0 E: 0 K: 1 S: 13	H: 1 LOB: 1 BB: 0 P: 16	R: 0 E: 0 K: 1 S: 11	H: 1 LOB: 2 BB: 0 P: 18	1B: 7 2B: 2 3B: 0 HR: 2	SF: 0 SAC: 1 DP: 0 HBP: 1	WP: 0 PA: 40 PB: 0 SB: 0 CS: 0
PITCHER	IP WLS BF H R ER SO BB IBB HBP BLK WP HR S P ERA WHIP																				
Ramon Ortiz, R (1, 1) ERA: 6.3	6.1 W 28 8 4 4 6 1 0 0 0 0 2 66 96 5.68 1.421																				
37 Brian Shackelford, L (7, 1) ERA:	0.1 H 2 1 0 0 0 0 0 0 0 0 0 0 3 5 0.00 3.000																				
56 Todd Coffey, R (7, 1) ERA: 5.58	0.2 H 3 1 0 0 0 0 0 0 0 0 0 0 9 11 0.00 1.500																				
25 David Weathers, R (8, 1) ERA: 3.78	0.2 H 2 0 0 0 1 0 0 0 0 0 0 0 5 6 0.00 0.000																				
Kent Mercker, L (9, 1) ERA: 2.54	1.0 5 1 0 0 1 0 0 0 1 0 0 0 11 18 0.00 1.000																				

Colorado Rockies @ Cincinnati Reds
Great American Ball Park, Cincinnati, OH

Sun Jul 17 2005, 1:15 PM EDT
Att. 20,736 - Overcast - 78 F

livebaseballscorecards.com

AB	37
R	4
H	11
RBI	4
BB	1
SO	8
LOB	15



Batter	1	2	3	4	5	6	7	8	9	AB	R	H	RBI	BB	SO	LOB
Felipe Lopez, S OBP: 0.349, SLG: 0.511 (1, 6) B F B B X	3-1 G4-3 ①		1-1 F7 ②			3-3 K ①	2-1 F7 ①			4	0	0	0	0	1	0
Rich Aurilia, R OBP: 0.308, SLG: 0.416 (1, 4) C B S X	1-2 BB 1B		1-1 G4-3 ③			2-0 G5-3	4-2 G4-6-3 BB			3	0	1	0	1	0	0
Sean Casey, L OBP: 0.359, SLG: 0.405 (1, 3) C F S	0-3 K ②				1-0 F8 ①	1-1 HR	0-1 G4-6-3 ② ③ 1-2f			4	1	1	1	0	1	2
Ken Griffey Jr., L OBP: 0.365, SLG: 0.546 Kent Mercker, L (9, 1) B B B B	4-0 BB 1-2 BB				4-1 BB	0-0 HR		4-1 BB HR BB		1	2	1	1	3	0	0
Joe Randa, R OBP: 0.360, SLG: 0.489 (1, 5) F B B F X	2-2 P3 ③				1-3 SAFE SAFE K ②	0-0 BB HR 2B		0-2 L8 ①		4	1	1	0	0	1	4
Adam Dunn, L OBP: 0.391, SLG: 0.562 (1, 7) C B B B X		3-1 F9 ①			0-1 P6 ③	4-0 BB HR IBB		4-2 HR BB		2	2	0	0	2	0	1
Wily Mo Peña, R OBP: 0.314, SLG: 0.554 (1, 9) X		0-0 G5-3 ②				0-0 L8 ①	4-2 HR BB		0-3 K ②	3	1	0	0	1	1	2
Javier Valentin, S OBP: 0.341, SLG: 0.472 (1, 2) B C X		1-1 L7 ③				2-2 G4-3 ②	0-0 HR 1-H 2-H 3-H	1-2 HR		4	2	2	7	0	0	0
Ramon Ortiz, R OBP: 0.187, SLG: 0.207 37 Brian Shacketford, L 56 Todd Coffey, R 25 David Weathers, R Kenny Kelly, R OBP: 0.353, SLG: 0.333 (8, PH) (9, 8) C C C C			0-3 K ①			0-3 K ③	0-1 G1-3 ③	1-2 G6-3 ③		3	0	0	0	0	2	0

Inning Stats	R: 0	H: 1	E: 0	K: 1	S: 11	LOB: 2	BB: 1	P: 21	R: 0	H: 0	E: 0	K: 0	S: 5	LOB: 0	BB: 0	P: 9	R: 0	H: 0	E: 0	K: 1	S: 7	LOB: 0	BB: 0	P: 9	R: 0	H: 0	E: 0	K: 1	S: 7	LOB: 1	BB: 1	P: 13	R: 0	H: 0	E: 0	K: 1	S: 9	LOB: 0	BB: 0	P: 11	R: 6	H: 4	E: 0	K: 1	S: 13	LOB: 0	BB: 2	P: 27	R: 0	H: 0	E: 0	K: 0	S: 8	LOB: 0	BB: 1	P: 14	R: 3	H: 1	E: 0	K: 1	S: 17	LOB: 0	BB: 2	P: 27
--------------	------	------	------	------	-------	--------	-------	-------	------	------	------	------	------	--------	-------	------	------	------	------	------	------	--------	-------	------	------	------	------	------	------	--------	-------	-------	------	------	------	------	------	--------	-------	-------	------	------	------	------	-------	--------	-------	-------	------	------	------	------	------	--------	-------	-------	------	------	------	------	-------	--------	-------	-------

PITCHER	IP	WLS	BF	H	R	ER	SO	BB	IBB	HBP	BLK	WP	HR	S	P	ERA	WHIP
Jamey Wright, R ERA: 5.43 (1, 1)	6.0	L	27	5	6	6	5	3	1	0	0	0	3	52	90	9.00	1.333
Marcos Carvajal, R ERA: 4.14 (7, 1)	1.0		3	0	0	0	0	1	0	0	0	0	0	8	14	0.00	1.000
40 Brian Fuentes, L ERA: 3.0 (8, 1)	1.0		6	1	3	3	1	2	0	0	0	0	1	17	27	27.00	3.000

BOTTOM

Colorado Rockies @ Cincinnati Reds
Great American Ball Park, Cincinnati, OH

Sun Jul 17 2005, 1:15 PM EDT
Att. 20,736 - Overcast - 78 F

livebaseballscorecards.com

AB	29
R	9
H	6
RBI	9
BB	7
SO	6
LOB	9



WP	PA	CS
0	36	0

Batter	1	2	3	4	5	6	7	8	9	AB R H RBI BB SO LOB	TOP											
Jerry Hairston, R (1, 8) OBP: 0.347, SLG: 0.391	0-3 K	0-1 F7		1-2 FC1-6-5 HR	0-2 FC5			2-2 25 F8 1B	0-0 25 FC6-4 1B	6 2 2 1 0 1 4												
Todd Walker, L (1, 4) OBP: 0.360, SLG: 0.508	0-0 HR	0-0 P6		1-0 1-H HR		1-1 F9		1-0 1B	2-0 F8	6 2 3 3 0 0 3												
25 Derrek Lee, R (1, 3) OBP: 0.445, SLG: 0.734	0-1 HR		0-0 HR	4-2 16 2B BB		2-0 G6-3		1-0 F8	2-2 FC6-4	5 3 2 2 1 0 4												
16 Aramis Ramirez, R (1, 5) OBP: 0.360, SLG: 0.576	4-1 2B BB		1-1 HR	2-2 1-H 2B		3-2 P4		2-1 P5		4 1 2 2 1 0 2												
Michael Barrett, R (1, 2) OBP: 0.336, SLG: 0.452	0-1 1-3 2B		1-1 P3	2-2 F8			4-2 19 1B BB	1-2 1B		4 0 2 1 1 0 1												
Jeremy Burnitz, L (1, 9) OBP: 0.345, SLG: 0.483	0-0 P2		1-1 G3		0-1 FC6-4 1B		2-2 K	2-2 3-H L7		5 0 1 0 0 1 5												
Neifi Perez, S (1, 6) OBP: 0.291, SLG: 0.379	1-3 K		3-1 G6-3		1-0 FC6-4 FC5 1B 1-2f		0-1 L4		2-2 FC4-6 19 1B 1B	5 1 1 0 0 1 4	AB 44 R 9 H 18 RBI 9 BB 3 SO 4 LOB 29											
19 Matt Murton, R (1, 7) 44 Roberto Novoa, R (9, 1)			0-1 G4 1B		1-0 FC1-6-5 SH1-4 1B		0-0 K	1-3 1B	1-2 FC4-6 1B	5 0 4 0 0 1 1 0 0 0 0 0 0 0												
Jerome Williams, R (1, 1) Glendon Rusch, L (7, 1) Todd Hollandsworth, L (9, PH) (9, 7)			1-2 G4		0-1 SH1-4		0-1 K	1-2 G4-3	1-2 FC4-6 F8 1B 1-2f 2-3	3 0 1 0 0 0 3 0 0 0 0 0 0 0 1 0 0 0 0 0 2												
Inning Stats	R: 2 E: 0 K: 2 S: 14	H: 3 LOB: 2 BB: 1 P: 19	R: 0 E: 0 K: 0 S: 8	H: 1 LOB: 1 BB: 0 P: 9	R: 2 E: 0 K: 0 S: 9	H: 2 LOB: 0 BB: 0 P: 15	R: 3 E: 0 K: 0 S: 18	H: 3 LOB: 1 BB: 1 P: 29	R: 0 E: 0 K: 1 S: 11	H: 2 LOB: 2 BB: 0 P: 13	R: 0 E: 0 K: 0 S: 6	H: 0 LOB: 0 BB: 0 P: 12	R: 0 E: 0 K: 1 S: 12	H: 1 LOB: 2 BB: 1 P: 19	R: 1 E: 0 K: 0 S: 15	H: 3 LOB: 2 BB: 0 P: 24	R: 1 E: 0 K: 0 S: 15	H: 3 LOB: 2 BB: 0 P: 22	1B: 11 2B: 2 3B: 0 HR: 5	SF: 0 SAC: 1 DP: 0 HBP: 0	WP: 0 PB: 0 SB: 0 CS: 0	PA: 48
PITCHER	IP WLS BF H R ER SO BB IBB HBP BLK WP HR S P ERA WHIP																					
Brandon Claussen, L (1, 1) ERA: 4.22	3.2 L 22 9 7 7 2 2 0 0 0 0 0 5 46 67 17.18 3.000																					
Jason Standridge, R (4, 1) ERA: 6.35	1.1 6 2 0 0 1 0 0 0 0 0 0 0 14 18 0.00 1.500																					
Randy Keisler, L (6, 1) ERA: 4.98	2.0 8 1 0 0 1 1 0 0 0 0 0 0 18 31 0.00 1.000																					
37 Brian Shackelford, L (8, 1) ERA: 1.5	0.1 3 2 1 1 0 0 0 0 0 0 0 0 6 10 27.00 6.000																					
56 Todd Coffey, R (8, 1) ERA: 5.57	1.2 9 4 1 1 0 0 0 0 0 0 0 0 24 36 5.40 2.400																					

Chicago Cubs @ Cincinnati Reds
Great American Ball Park, Cincinnati, OH

Mon Jul 18 2005, 7:10 PM EDT
Att. 24,311 - Clear - 86 F

livebaseballscorecards.com



Batter	1	2	3	4	5	6	7	8	9	AB R H RBI BB SO LOB
Felipe Lopez, S OBP: 0.352, SLG: 0.516 (1, 6)	2-2 L7	1-1 L4			2-2 2B		2-3 K		1-3 K	5 1 1 0 0 2 4
Rich Aurilia, R OBP: 0.305, SLG: 0.425 (1, 4)	2-3 K		1-3 K		1-0 2B		1-3 K		1-1 G1-3	5 0 1 1 0 3 2
Sean Casey, L OBP: 0.359, SLG: 0.402 (1, 3)	1-0 G6-3		1-1 L9		3-2 HBP		0-1 1B			3 0 1 0 0 0 0
Ken Griffey Jr., L OBP: 0.365, SLG: 0.540 (1, 8)		4-0 1B 2B BB	3-1 F8		3-3 K		1-0 G4-3			3 1 0 0 1 1 4
Joe Randa, R OBP: 0.355, SLG: 0.480 (1, 5)		1-1 2B 1B		1-2 E5 G3-6-3		1-1 G1-3		2-1 F9		4 1 1 0 0 0 0
Adam Dunn, L OBP: 0.385, SLG: 0.554 (1, 7)		0-2 L4		0-0 F8		1-0 2B		3-3 K		4 0 1 0 0 1 3
Wily Mo Peña, R OBP: 0.306, SLG: 0.536 (1, 9)		3-3 K		0-0 G3-6-3		1-3 K		1-1 G4-3		4 0 0 0 0 2 4
25 David Weathers, R (9, 1)				1-2f						0 0 0 0 0 0 0
Randy Keisler, L OBP: 0.600, SLG: 1.400 (9, 1)										0 0 0 0 0 0 0
Jason LaRue, R OBP: 0.349, SLG: 0.433 (1, 2)		2-1 1B 2B		0-1 G5-3		0-2 F9			1-0 F9	4 0 1 2 0 0 1
Luke Hudson, R OBP: 0.275, SLG: 0.298 (1, 1)		0-1 1B			1-3 K		4-2 1B BB		4-0 BB	1 0 1 0 0 0 0
37 Brian Shackelford, L (5, 1)										1 0 0 0 0 1 0
Jason Standridge, R (7, 1)										0 0 0 0 0 0 0
Ray Olmedo, S OBP: 0.528, SLG: 0.882 (7, PH)										0 0 0 0 1 0 0
31 Matt Belisle, R OBP: 0.143, SLG: 0.143 (8, 1)										0 0 0 0 0 0 0
Jacob Cruz, L OBP: 0.298, SLG: 0.357 (9, 9)		2-3 1B								0 0 0 0 1 0 0

Inning Stats	R: 0 E: 0 K: 1 S: 7	H: 0 LOB: 0 BB: 0 P: 12	R: 2 E: 0 K: 1 S: 14	H: 3 LOB: 2 BB: 1 P: 25	R: 0 E: 0 K: 1 S: 7	H: 0 LOB: 0 BB: 0 P: 12	R: 0 E: 1 K: 0 S: 5	H: 0 LOB: 0 BB: 0 P: 6	R: 1 E: 0 K: 2 S: 15	H: 2 LOB: 2 BB: 0 P: 25	R: 0 E: 0 K: 1 S: 9	H: 1 LOB: 1 BB: 0 P: 12	R: 0 E: 0 K: 2 S: 11	H: 1 LOB: 2 BB: 1 P: 19	R: 0 E: 0 K: 1 S: 9	H: 0 LOB: 0 BB: 0 P: 15	R: 0 E: 0 K: 1 S: 7	H: 0 LOB: 1 BB: 1 P: 14	1B: 3 2B: 4 3B: 0 HR: 0	SF: 0 SAC: 0 DP: 1 HBP: 1	WP: 0 PB: 0 SB: 0 CS: 0	PA: 38
--------------	------------------------------	----------------------------------	-------------------------------	----------------------------------	------------------------------	----------------------------------	------------------------------	---------------------------------	-------------------------------	----------------------------------	------------------------------	----------------------------------	-------------------------------	----------------------------------	------------------------------	----------------------------------	------------------------------	----------------------------------	----------------------------------	------------------------------------	----------------------------------	--------

PITCHER	IP	WLS	BF	H	R	ER	SO	BB	IBB	HBP	BLK	WP	HR	S	P	ERA	WHIP
22 Mark Prior, R ERA: 3.15 (1, 1)	6.2	W	30	7	3	3	8	2	0	1	0	0	0	67	109	4.05	1.350
13 Will Ohman, L ERA: 2.49 (7, 1)	0.1	H	1	0	0	0	0	0	0	0	0	0	0	1	2	0.00	0.000
44 Roberto Novoa, R ERA: 3.5 (8, 1)	1.0	H	3	0	0	0	1	0	0	0	0	0	0	9	15	0.00	0.000
46 Ryan Dempster, R ERA: 3.88 (9, 1)	1.0		4	0	0	0	1	1	0	0	0	0	0	7	14	0.00	1.000


BOTTOM

Chicago Cubs @ Cincinnati Reds
Great American Ball Park, Cincinnati, OH

Tue Jul 19 2005, 7:10 PM EDT
Att. 24,664 - Partly Cloudy - 85 F

livebaseballscorecards.com

AB	34
R	3
H	7
RBI	3
BB	3
SO	10
LOB	18



Batter	1	2	3	4	5	6	7	8	9	AB R H RBI BB SO LOB
6 Ryan Freel, R OBP: 0.405, SLG: 0.400 (1, 4)	1-2 G4-3	1-3 K		4-1 BB		0-1 G5-3		0-1 BB		4 1 1 0 1 1 2
Felipe Lopez, S OBP: 0.352, SLG: 0.523 (1, 6)	3-2 HR	2-3 K		2-1 F9		4-0 BB		2-2 SF8		3 1 1 2 1 1 4
Sean Casey, L OBP: 0.360, SLG: 0.401 (1, 3)	1-2 G4-3		0-0 F7		2-2 FC4-6 BB	2-2 G2-3		4-0 BB 1B		4 1 1 0 1 0 1
Ken Griffey Jr., L OBP: 0.368, SLG: 0.548 (1, 8)	4-2 FC6-4 BB		2-1 HR		2-2 F8		2-1 F7	2-0 BB		4 1 2 2 1 0 1
Joe Randa, R OBP: 0.353, SLG: 0.474 (1, 5)	2-0 FC6-4		0-0 G1-3		4-1 FC4-6 BB		1-2 F9	1-3 K		4 0 0 0 1 1 4
Adam Dunn, L OBP: 0.388, SLG: 0.563 (1, 7)		1-1 HR	3-2 F7		0-0 FC4-6 BB		3-2 1B	4-1 BB		4 2 2 2 1 0 2
Jacob Cruz, L OBP: 0.309, SLG: 0.379 (1, 9)		3-3 K		0-0 SH2-4 1B		0-0 2B		2-3 K		3 0 2 2 0 1 0
Wily Mo Peña, R OBP: 0.303, SLG: 0.530 (7, PH) (8, 9)										2 0 0 0 0 1 4
Javier Valentin, S OBP: 0.354, SLG: 0.505 (1, 2)		1-1 SH 1B		2-0 F9		0-0 HR		4-1 SF8 BB		3 2 2 1 1 0 1
39 Aaron Harang, R OBP: 0.024, SLG: 0.024 (1, 1)		1-1 SH		0-0 SH2-4		0-3 K2-3		0-0 SH 1B		1 1 0 0 0 1 0

Inning Stats	R: 1	H: 1	E: 0	K: 0	S: 17	H: 1	LOB: 1	BB: 1	P: 28	R: 1	H: 2	E: 1	K: 3	S: 17	H: 1	LOB: 0	BB: 0	P: 12	R: 0	H: 1	E: 0	K: 0	S: 6	R: 2	H: 2	E: 0	K: 0	S: 10	R: 1	H: 1	E: 0	K: 1	S: 11	R: 0	H: 1	E: 0	K: 0	S: 9	R: 3	H: 2	E: 0	K: 2	S: 16	H: 2	LOB: 3	BB: 3	P: 35	1B: 6	SF: 1	3B: 0	HR: 4
--------------	------	------	------	------	-------	------	--------	-------	-------	------	------	------	------	-------	------	--------	-------	-------	------	------	------	------	------	------	------	------	------	-------	------	------	------	------	-------	------	------	------	------	------	------	------	------	------	-------	------	--------	-------	-------	-------	-------	-------	-------

PITCHER	IP	WLS	BF	H	R	ER	SO	BB	IBB	HBP	BLK	WP	HR	S	P	ERA	WHIP
34 Kerry Wood, R ERA: 4.67 (1, 1)	3.0	L	15	4	3	3	3	1	0	0	0	0	0	41	66	9.00	1.667
Mike Remlinger, L ERA: 5.0 (4, 1)	2.0		10	3	2	2	0	2	0	0	0	0	0	16	32	9.00	2.500
Sergio Mitre, R ERA: 5.26 (6, 1)	1.0		5	1	1	1	1	1	0	0	0	0	1	11	17	9.00	2.000
Glendon Rusch, L ERA: 4.01 (7, 1)	1.1		9	2	3	3	0	2	0	0	0	0	0	17	33	20.25	3.000
13 Will Ohman, L ERA: 2.45 (8, 1)	0.1		3	1	0	0	1	1	0	0	0	0	0	5	12	0.00	6.000

BOTTOM

Chicago Cubs @ Cincinnati Reds
Great American Ball Park, Cincinnati, OH

Wed Jul 20 2005, 7:10 PM EDT
Att. 27,363 - Cloudy - 79 F

livebaseballscorecards.com

AB	32
R	9
H	11
RBI	9
BB	7
SO	6
LOB	19



WP: 0	PA: 43
PB: 0	
SB: 0	
CS: 0	

Batter	1	2	3	4	5	6	7	8	9	AB	R	H	RBI	BB	SO	LOB	TOP										
Jerry Hairston, R (1, 8) OBP: 0.346, SLG: 0.388	0-0 16 1B		0-0 B1-3	2-2 P3		1-0 G6-3		2-1 G6-3		5	0	1	0	0	0	2											
Todd Walker, L (1, 4) OBP: 0.355, SLG: 0.508 46 Ryan Dempster, R (8, 1) OBP: 0.077, SLG: 0.077	0-0 F8		2-1 1B	2-1 HR		1-2 P5		2-1 G6-3		5	1	2	3	0	0	1											
25 Derrek Lee, R (1, 3) OBP: 0.442, SLG: 0.733	3-1 P6		1-1 F7	0-0 1B		2-3 K			3-2 F8	5	0	1	0	0	1	2											
16 Aramis Ramirez, R (1, 5) OBP: 0.365, SLG: 0.601	2-2 1-3 1B		1-2 F9	1-0 G5-3					1-1 HR	5	1	2	1	0	0	2											
Michael Barrett, R (1, 2) OBP: 0.337, SLG: 0.455	3-2 F9			3-1 G5-3	1-0 2B				0-1 G4-3	5	0	2	0	0	0	2											
Jeremy Burnitz, L (1, 9) OBP: 0.351, SLG: 0.492		3-2 F8		1-0 5 2B	2-1 2B				1-1 G5-3	5	1	3	0	0	0	0											
5 Ronny Cedeno, R (1, 6) OBP: 0.279, SLG: 0.366 Jose Macias, S (8, 4) OBP: 0.298, SLG: 0.358		1-2 F9		0-0 1-H 1B	2-3 2B				1-2 1B	4	1	1	1	0	0	4											
19 Matt Murton, R (1, 7) OBP: 0.500, SLG: 0.474		4-1 BB		0-2 1B	4-0 HR				1-3 K	2	1	1	0	2	1	2											
Greg Maddux, R (1, 1) OBP: 0.238, SLG: 0.310 43 Michael Wuertz, R (6, 1) ERA: 5.4 13 Will Ohman, L (7, 1) Neifi Perez, S (7, 6) OBP: 0.292, SLG: 0.381 44 Roberto Novoa, R (7, 1)		0-3 K		0-1 1-2 2-H HR	0-0 G6-4-3 IBB				1-0 F9	3	1	1	1	0	1	4											
Inning Stats	R: 0 E: 0 K: 0 S: 11	H: 2 LOB: 2 BB: 0 P: 19	R: 0 E: 0 K: 1 S: 10	H: 0 LOB: 1 BB: 1 P: 18	R: 0 E: 0 K: 0 S: 10	H: 1 LOB: 1 BB: 0 P: 14	R: 5 E: 0 K: 0 S: 17	H: 6 LOB: 1 BB: 0 P: 26	R: 0 E: 0 K: 0 S: 9	H: 2 LOB: 2 BB: 1 P: 17	R: 0 E: 0 K: 1 S: 7	H: 0 LOB: 0 BB: 0 P: 11	R: 0 E: 0 K: 1 S: 8	H: 2 LOB: 2 BB: 0 P: 12	R: 0 E: 0 K: 0 S: 5	H: 0 LOB: 0 BB: 0 P: 10	R: 1 E: 0 K: 0 S: 9	H: 1 LOB: 0 BB: 0 P: 14	1B: 9 2B: 3 3B: 0 HR: 2	SF: 0 SAC: 0 DP: 1 HBP: 0	WP: 0 PA: 42 PB: 0 SB: 0 CS: 0						
PITCHER	IP	WLS	BF	H	R	ER	SO	BB	IBB	HBP	BLK	WP	HR	S	P	ERA	WHIP										
22 Eric Milton, L (1, 1) ERA: 7.08	4.0		24	11	5	5	1	1	0	0	0	0	1	51	83	11.25	3.000										
Jason Standridge, R (5, 1) ERA: 4.15	2.0		6	0	0	0	1	0	1	0	0	0	0	13	22	0.00	0.000										
56 Todd Coffey, R (7, 1) ERA: 5.4	1.0		5	2	0	0	1	0	0	0	0	0	0	8	12	0.00	2.000										
37 Brian Shackelford, L (8, 1) ERA: 1.0	1.0	W	3	0	0	0	0	0	0	0	0	0	0	5	10	0.00	0.000										
31 Matt Belisle, R (9, 1) ERA: 4.1	1.0		4	1	1	1	0	0	0	0	0	0	1	9	14	9.00	1.000										

Chicago Cubs @ Cincinnati Reds
Great American Ball Park, Cincinnati, OH

Thu Jul 21 2005, 12:35 PM EDT
Att. 36,498 - Cloudy - 84 F

livebaseballscorecards.com

AB	40
R	6
H	14
RBI	6
BB	2
SO	3
LOB	19



Batter	1	2	3	4	5	6	7	8	9
6 Ryan Freel, R <small>OBP: 0.407, SLG: 0.402</small> Sean Casey, L <small>OBP: 0.361, SLG: 0.401</small>	0-3 K	0-0 1B		0-1 G5-3			1-0 FC5-2 1B	4-2 G1-3 1B BB	
Felipe Lopez, S <small>OBP: 0.350, SLG: 0.518</small>	1-2 P6	0-0 G4-3			0-0 1B		3-2 E3 FC5-2 BB 1-3	2-0 G1-3 1-2	
Ken Griffey Jr., L <small>OBP: 0.371, SLG: 0.546</small>	1-0 2B 1B		1-0 L5		0-2 F7		4-2 FC5-2 1-2 BB	4-0 1B 1B IBB	
Austin Kearns, R <small>OBP: 0.313, SLG: 0.406</small>	1-2 2B		3-2 G1-6-3 1B		1-0 F9		1-0 FC5-2 1-2 2-3 3-H	0-0 1B 1B	
Adam Dunn, L <small>OBP: 0.386, SLG: 0.556</small>	0-1 G6-3		1-0 G1-6-3 1-2f		1-3 K		2-3 K 1B	4-0 1B IBB	
Rich Aurilia, R <small>OBP: 0.311, SLG: 0.442</small>		0-1 HR		2-2 FC5-4 1B		2-3 K	1-1 F8 1-3 2-H 3-H	3-2 1B	
Wily Mo Peña, R <small>OBP: 0.300, SLG: 0.521</small> 31 Matt Belisle, R <small>OBP: 0.143, SLG: 0.143</small>		0-3 K		3-2 FC5-4 HR 1-2f		2-3 K	SH2-4 BLK 1B K		
Javier Valentin, S <small>OBP: 0.366, SLG: 0.563</small>		1-3 K		2-2 HR 1-H		1-0 HR	4-2 BLK SH2-4 1B BB		
22 Eric Milton, L <small>OBP: 0.171, SLG: 0.298</small> Jason Standridge, R <small>OBP: 0.306, SLG: 0.375</small> 56 Todd Coffey, R <small>OBP: 0.526, SLG: 0.882</small> 37 Brian Shackelford, L <small>OBP: 0.526, SLG: 0.882</small> Ray Olmedo, S <small>OBP: 0.526, SLG: 0.882</small>		2-2 6 1B		0-0 G6-3		0-3 K	0-0 SH2-4		

AB	R	H	RBI	BB	SO	LOB
4	0	2	0	0	1	0
0	1	0	0	1	0	0
5	0	1	0	0	0	5
3	1	1	0	2	0	1
5	1	3	2	0	0	4
4	0	0	0	1	2	7
5	1	3	3	0	1	3
5	2	1	0	0	3	3
0	0	0	0	0	0	0
3	3	2	3	1	1	0
2	0	1	0	0	0	0
0	0	0	0	0	0	0
1	0	0	0	0	1	0
0	0	0	0	0	0	0
0	0	0	0	0	0	0
0	0	0	0	0	0	0

WP	PA
0	43

Inning Stats	R	H	E	K	S	P	IP	WLS	BF	H	R	ER	SO	BB	IBB	HBP	BLK	WP	HR	S	P	ERA	WHIP
	0	2	0	12	15		5.0		23	9	3	3	4	0	0	0	0	0	2	51	71	5.40	1.800
	1	3	0	14	17		1.0	H	5	2	1	3	3	0	0	0	0	0	1	11	17	9.00	2.000
	0	0	0	14	13		0.0		2	0	0	0	0	1	0	0	0	0	6	13		∞	∞
	1	3	0	14	27		1.1	L	7	1	3	3	1	2	0	0	1	0	0	14	27	20.25	2.250
	0	2	0	13	29		0.2		6	2	2	2	1	0	2	0	0	0	0	13	29	27.00	3.000

WP	PA	ERA	WHIP
0	43		

Chicago Cubs @ Cincinnati Reds
Great American Ball Park, Cincinnati, OH
Thu Jul 21 2005, 12:35 PM EDT
Att: 36,498 - Cloudy - 84 F

livebaseballscorecards.com

AB	37
R	9
H	14
RBI	8
BB	5
SO	9
LOB	23



Batter	1	2	3	4	5	6	7	8	9	AB	R	H	RBI	BB	SO	LOB
Felipe Lopez, S OBP: 0.354, SLG: 0.526 (1, 6)	1-1 G4-3	4-1 2B BB		4-2 FC4 BB		1-1 HR	3-1 G1-3			3	1	1	1	2	0	0
Joe Randa, R OBP: 0.356, SLG: 0.491 (1, 5)	1-1 G5-3 1B 2B	1-0 2B		2-3 SAFE		1-0 P3		3-1 HR		5	2	3	3	0	1	1
Sean Casey, L OBP: 0.357, SLG: 0.395 (1, 3)	2-1 G5-3	0-0 F8		1-2 FC4		2-1 G6-3		2-1 G3-1		5	0	0	0	0	0	4
Ken Griffey Jr., L OBP: 0.372, SLG: 0.547 (1, 8)	0-0 1B			1-2 P4		1-1 2B 2B	0-0 L8	0-0 F8		5	1	2	1	0	0	0
Rich Aurilia, R OBP: 0.313, SLG: 0.445 (1, 4)	3-3 K			0-3 K		1-3 K	0-0 HR 1B	2-2 2B		5	1	2	0	0	3	2
Adam Dunn, L OBP: 0.391, SLG: 0.577 (1, 7)		0-2 FC3-5 1B		0-0 HR		4-2 2B BB	2-2 1-H HR	0-1 G4-3		4	3	3	3	1	0	1
Austin Kearns, R OBP: 0.317, SLG: 0.413 (1, 9)		2-1 P3		0-2 1B		0-3 K	3-2 G4-3 SF7 2B			4	1	2	0	0	1	3
Javier Valentin, S OBP: 0.370, SLG: 0.569 (1, 2)		0-2 BB FC3-5 2B 1B		0-2 P1		1-2 1-H 2-H 2B	1-0 G4-3			4	1	2	2	0	0	2
Ramon Ortiz, R OBP: 0.152, SLG: 0.188 (1, 1)		0-0 FC3-5				0-1 F7	1-0 SF7			3	1	0	0	0	0	3
Jacob Cruz, L OBP: 0.303, SLG: 0.375 (7, PH)		1-2 2B				0-1 L9				0	0	0	1	0	0	0
Kent Mercker, L (8, 1)										0	0	0	0	0	0	0
31 Matt Belisle, R OBP: 0.143, SLG: 0.143 (9, 1)		1-2 2-3f 2B								0	0	0	0	0	0	0

Inning Stats	R: 1	H: 2	E: 0	K: 1	S: 10	R: 2	H: 3	E: 0	K: 0	S: 13	R: 1	H: 2	E: 0	K: 1	S: 14	R: 0	H: 0	E: 0	K: 1	S: 14	R: 2	H: 2	E: 0	K: 2	S: 16	R: 1	H: 1	E: 0	K: 0	S: 6	R: 3	H: 3	E: 0	K: 0	S: 12	R: 1	H: 2	E: 0	K: 0	S: 11
	LOB: 1	BB: 0	P: 17	LOB: 2	BB: 1	P: 20	LOB: 1	BB: 0	P: 15	LOB: 1	BB: 1	P: 20	LOB: 1	BB: 1	P: 23	LOB: 0	BB: 0	P: 10	LOB: 0	BB: 0	P: 22	LOB: 1	BB: 0	P: 18	LOB: 0	BB: 0	P: 18	LOB: 1	BB: 0	P: 18	LOB: 0	SAC: 0	DP: 0	HBP: 0	WP: 0	PA: 42				

PITCHER	IP	WLS	BF	H	R	ER	SO	BB	IBB	HBP	BLK	WP	HR	S	P	ERA	WHIP
Tomo Ohka, R ERA: 4.05 (1, 1)	6.0	L	31	10	7	7	5	3	0	0	0	0	2	73	105	10.50	2.167
Ricky Bottalico, R ERA: 4.54 (7, 1)	1.0		6	3	3	3	0	0	0	0	0	0	1	12	22	27.00	3.000
Justin Lehr, R ERA: 4.5 (8, 1)	1.0		5	2	1	1	0	0	0	0	0	0	1	11	18	9.00	2.000

Milwaukee Brewers @ Cincinnati Reds
Great American Ball Park, Cincinnati, OH

Fri Jul 22 2005, 7:10 PM EDT
Att. 21,370 - Partly Cloudy - 85 F

AB	38
R	11
H	15
RBI	11
BB	3
SO	5
LOB	16



Batter	1	2	3	4	5	6	7	8	9	AB R H RBI BB SO LOB	TOP												
Brady Clark, R OBP: 0.374, SLG: 0.418 (1, 8) X	0-0 23 E 2B	1-1 P6		1-1 23 BB HR HBP		4-1 1B 2B BB	1-2 G5-3			3 3 1 0 1 0 3													
23 Rickie Weeks Jr., R OBP: 0.373, SLG: 0.493 (1, 4) B B B B F X	3-2 E5 HR 1B		3-2 P3	4-1 HR BB		2-2 K		3-3 K		4 2 1 1 1 2 1													
Lyle Overbay, L OBP: 0.384, SLG: 0.487 (1, 3) C X	0-1 HR		3-2 F8	3-1 HR		3-2 2B 1B		1-1 G6-3		5 3 3 6 0 0 0													
Carlos Lee, R OBP: 0.335, SLG: 0.527 (1, 7) B F B F X	2-2 G6-3		0-0 HR	1-0 P5 HR		0-1 1B 2B		1-1 2B		5 1 3 3 0 0 0													
Geoff Jenkins, L OBP: 0.373, SLG: 0.458 (1, 9) S B B B B	2-3 K		3-3 K		0-1 G4-3-6 1B	1-1 F8		4-0 IBB		4 0 1 0 1 2 1													
2 Bill Hall, R OBP: 0.321, SLG: 0.497 (1, 6) C X	0-1 F9		2-3 K		2-2 G4-3-6		4-1 FC2-5 1B BB	1-1 F7		3 0 0 0 0 1 1 1 0 0 0 1 0 2													
7 J.J. Hardy, R OBP: 0.310, SLG: 0.308 (6, 6) B B B B B																							
Wes Helms, R OBP: 0.330, SLG: 0.456 (1, 5) C B B B F X		2-2 1B		4-2 HBP 23 BB BB	4-0 BB		0-1 F7		2-2 F7	3 1 1 0 2 0 1	AB 37												
Damian Miller, R OBP: 0.336, SLG: 0.397 (1, 2) B X		1-0 F9		4-2 23 BB HBP HR BB	0-0 F8		2-2 E 1B		1-0 G6-3	4 1 1 0 1 0 2	R 11												
Victor Santos, R OBP: 0.031, SLG: 0.031 (1, 1) L B D M		2-3 K		0-0 B1		1-2 G6-3	0-1 FC2-5		0-0 P3	2 0 0 0 0 0 1 3 1 0 0 0 0 0 0 0 1 0 0 0 0 0 0 2 0 0 0 0 0 0 0 0 1 0 0 0 0 0 0 0 0 0 0 0 0 0 0 0	H 11												
Trent Durrington, R OBP: 0.500, SLG: 0.571 (6, PH) (6, 1)											RBI 10												
Dana Eveland, L (6, 1)											BB 7												
Julio Santana, R (7, 1)											SO 6												
Chris Magruder, S OBP: 0.280, SLG: 0.354 (9, PH) (9, 1)											LOB 16												
Derrick Turnbow, R (9, 1)																							
Inning Stats	R: 3 E: 1 K: 1 S: 14	H: 3 LOB: 0 BB: 0 P: 21	R: 0 E: 0 K: 1 S: 9	H: 1 LOB: 1 BB: 0 P: 15	R: 1 E: 0 K: 1 S: 10	H: 1 LOB: 0 BB: 3 P: 19	R: 5 E: 0 K: 1 S: 18	H: 1 LOB: 0 BB: 3 P: 37	R: 0 E: 0 K: 0 S: 8	H: 1 LOB: 1 BB: 1 P: 14	R: 2 E: 0 K: 1 S: 16	H: 2 LOB: 1 BB: 1 P: 27	R: 0 E: 1 K: 0 S: 14	H: 1 LOB: 2 BB: 1 P: 21	R: 0 E: 0 K: 1 S: 9	H: 1 LOB: 2 BB: 1 P: 19	R: 0 E: 0 K: 0 S: 6	H: 0 LOB: 0 BB: 0 P: 9	1B: 5 2B: 3 3B: 0 HR: 3	SF: 0 SAC: 0 DP: 1 HBP: 1	WP: 0 PB: 0 SB: 1 CS: 0	PA: 45	
PITCHER	IP WLS BF H R ER SO BB IBB HBP BLK WP HR S P ERA WHIP	IP WLS BF H R ER SO BB IBB HBP BLK WP HR S P ERA WHIP																					
Brandon Claussen, L ERA: 5.0 (1, 1)	3.2 L 21 6 9 9 4 3 0 1 0 0 3 50 90 22.09 2.455	0.1 1 0 0 0 0 0 0 0 0 0 0 0 1 2 0.00 0.000	2.0 10 3 2 2 1 2 0 0 0 0 0 0 24 41 9.00 2.500	1.0 5 1 0 0 0 1 0 0 0 0 0 0 14 21 0.00 2.000	1.0 5 1 0 0 1 0 1 0 0 0 0 0 9 19 0.00 1.000																		
56 Todd Coffey, R ERA: 5.35 (4, 1)																							
Randy Keisler, L ERA: 5.18 (5, 1)																							
Jason Standridge, R ERA: 3.72 (7, 1)																							
25 David Weathers, R ERA: 4.04 (8, 1)																							
PITCHER	IP WLS BF H R ER SO BB IBB HBP BLK WP HR S P ERA WHIP	IP WLS BF H R ER SO BB IBB HBP BLK WP HR S P ERA WHIP																					
Kent Mercker, L ERA: 3.07 (9, 1)	1.0 3 0 0 0 0 0 0 0 0 0 0 0 6 9 0.00 0.000																						

Milwaukee Brewers @ Cincinnati Reds
Great American Ball Park, Cincinnati, OH

Sat Jul 23 2005, 7:10 PM EDT
Att. 36,320 - Clear - 88 F

livebaseballscorecards.com



Batter	1	2	3	4	5	6	7	8	9	AB	R	H	RBI	BB	SO	LOB
6 Ryan Freel, R OBP: 0.409, SLG: 0.401 (1, 4)	3-3 K		3-2 FC6-4		1-1 G5-3			1-2 G5-3 1B		4	0	1	0	0	1	2
Felipe Lopez, S OBP: 0.351, SLG: 0.518 (1, 6)	2-3 K		2-3 K		0-3 K			1-1 B2		4	0	0	0	0	3	3
Sean Casey, L OBP: 0.359, SLG: 0.393 (1, 3)	1-1 G5-3				3-2 F7			1-2 G5-3		4	1	1	0	0	0	1
Austin Kearns, R OBP: 0.314, SLG: 0.425 (1, 9)		1-1 F9			0-0 G6-3			0-0 G6-3		4	1	1	2	0	0	1
Adam Dunn, L OBP: 0.393, SLG: 0.586 (1, 7)		0-0 F7			1-3 K			2-2 HR		4	1	1	1	0	2	0
Wily Mo Peña, R OBP: 0.296, SLG: 0.513 (1, 8)		3-3 K			1-3 K					3	0	0	0	0	3	0
12 Edwin Encarnación, R OBP: 0.320, SLG: 0.318 (1, 5)			0-0 G3-1		0-1 2B			3-2 F9		3	0	1	0	0	0	0
Jason LaRue, R OBP: 0.352, SLG: 0.433 (1, 2)			0-1 FC6-4 1B		4-0 IBB			2-3 K		2	0	1	0	1	1	0
Luke Hudson, R OBP: 0.400, SLG: 0.333 (1, 1)			0-0 FC6-4 1B		1-3 K			2-2 G4-3		2	0	1	0	0	1	2
31 Matt Belisle, R OBP: 0.143, SLG: 0.143 (7, 1)			1-2 FC6-4 1B							0	0	0	0	0	0	0
Rich Aurilia, R OBP: 0.317, SLG: 0.451 (7, PH)										1	0	0	0	0	0	0
Kent Mercker, L (8, 1)										0	0	0	0	0	0	0
25 David Weathers, R (9, 1)										0	0	0	0	0	0	0

Inning Stats	R: 0	H: 0	E: 0	K: 2	S: 8	LOB: 0	BB: 0	P: 14	R: 0	H: 0	E: 0	K: 1	S: 6	LOB: 0	BB: 0	P: 10	R: 0	H: 2	E: 0	K: 1	S: 10	LOB: 2	BB: 0	P: 15	R: 2	H: 3	E: 0	K: 3	S: 16	LOB: 2	BB: 1	P: 25	R: 0	H: 0	E: 0	K: 1	S: 11	LOB: 0	BB: 0	P: 15	R: 0	H: 0	E: 0	K: 2	S: 7	LOB: 0	BB: 0	P: 9	R: 0	H: 0	E: 0	K: 1	S: 14	LOB: 0	BB: 0	P: 21	R: 0	H: 1	E: 0	K: 0	S: 10	LOB: 1	BB: 0	P: 13	R: 1	H: 1	E: 0	K: 0	S: 4	LOB: 0	BB: 0	P: 6	1B: 4	SF: 0	2B: 1	SAC: 0	3B: 0	DP: 0	HR: 2	HBP: 0	WP: 0	PA: 32
PITCHER	IP	WLS	BF	H	R	ER	SO	BB	IBB	HBP	BLK	WP	HR	S	P	ERA	WHIP																																																																	
Doug Davis, L ERA: 4.07 (1, 1)	8.0		31	6	2	2	11	0	1	0	0	0	1	82	122	2.25	0.750																																																																	
Julio Santana, R ERA: 4.24 (9, 1)	0.0	L	1	1	1	1	0	0	0	0	0	0	1	4	6	∞	∞																																																																	

Milwaukee Brewers @ Cincinnati Reds
 Great American Ball Park, Cincinnati, OH
 Sun Jul 24 2005, 1:15 PM EDT
 Att. 18,856 - Partly Cloudy - 88 F

AB	31
R	3
H	7
RBI	3
BB	1
SO	11
LOB	9



Batter	1	2	3	4	5	6	7	8	9	AB R H RBI BB SO LOB	TOP
Felipe Lopez, S (1, 6) OBP: 0.348, SLG: 0.512	1-3 K			2-1 G3		1-0 G6-3			1-1 F8	4 0 0 0 0 1 0	
Adam Dunn, L (1, 7) OBP: 0.393, SLG: 0.583	4-2 G6-4-3 BB			2-2 G1-3			0-1 G3			2 0 0 0 1 0 0	
Sean Casey, L (1, 3) OBP: 0.356, SLG: 0.390	1-0 G6-4-3 1-2f			3-1 G1-3			1-2 G1-3			3 0 0 0 0 0 1	
Ken Griffey Jr., L (1, 8) OBP: 0.364, SLG: 0.534		1-3 K			0-1 G3			0-2 L6		3 0 0 0 0 1 0	
Austin Kearns, R (1, 9) OBP: 0.310, SLG: 0.418		0-0 G1-3			3-3 K			2-1 G5-3		3 0 0 0 0 1 0	
Rich Aurilia, R (1, 4) OBP: 0.317, SLG: 0.449		0-1 G6-3			1-1 G6-3 1B			1-0 G6-3		3 0 1 0 0 0 0	
12 Edwin Encarnación, R (1, 5) OBP: 0.286, SLG: 0.280			1-2 F8		2-2 F9			2-0 G5-3		3 0 0 0 0 0 1	
Jason LaRue, R (1, 2) OBP: 0.350, SLG: 0.429			0-0 G4-3			1-3 K			0-2 F7	2 0 0 0 0 1 0	
Ray Olmedo, S (9, PH) OBP: 0.455, SLG: 0.750										1 0 0 0 0 0 0	
39 Aaron Harang, R (1, 1) OBP: 0.023, SLG: 0.023			2-3 K			2-2 G4-3			1-2 P5	2 0 0 0 0 1 0	
Jason Standridge, R (7, 1)										0 0 0 0 0 0 0	
37 Brian Shackelford, L (8, 1)										0 0 0 0 0 0 0	
Jacob Cruz, L (9, PH) OBP: 0.297, SLG: 0.367										1 0 0 0 0 0 0	
Inning Stats	R: 0 E: 0 K: 1 S: 6 H: 0 LOB: 0 BB: 1 P: 12	R: 0 E: 0 K: 1 S: 7 H: 0 LOB: 0 BB: 0 P: 8	R: 0 E: 0 K: 1 S: 8 H: 0 LOB: 0 BB: 0 P: 11	R: 0 E: 0 K: 0 S: 9 H: 0 LOB: 0 BB: 0 P: 16	R: 0 E: 0 K: 1 S: 12 H: 1 LOB: 1 BB: 0 P: 18	R: 0 E: 0 K: 1 S: 10 H: 0 LOB: 0 BB: 0 P: 14	R: 0 E: 0 K: 0 S: 8 H: 0 LOB: 0 BB: 0 P: 9	R: 0 E: 0 K: 0 S: 4 H: 0 LOB: 0 BB: 0 P: 9	R: 0 E: 0 K: 0 S: 10 H: 0 LOB: 0 BB: 0 P: 12	1B: 1 2B: 0 3B: 0 HR: 0 SF: 0 SAC: 0 DP: 1 HBP: 0	WP: 0 PB: 0 SB: 0 CS: 0 PA: 28
PITCHER	IP WLS BF H R ER SO BB IBB HBP BLK WP HR S P ERA WHIP										
Derek Lowe, R (1, 1) ERA: 3.81	8.0 W 25 1 0 0 5 1 0 0 0 0 0 0 64 97 0.00 0.250										
Steve Schmall, R (9, 1) ERA: 3.63	1.0 3 0 0 0 0 0 0 0 0 0 0 0 10 12 0.00 0.000										

Cincinnati Reds @ Los Angeles Dodgers
Dodger Stadium, Los Angeles, CA

Mon Jul 25 2005, 7:10 PM PDT
Att. 42,668 - Clear - 73 F

livebaseballscorecards.com

AB	27
R	0
H	1
RBI	0
BB	1
SO	5
LOB	2



Batter	1	2	3	4	5	6	7	8	9	AB	R	H	RBI	BB	SO	LOB
13 Oscar Robles, L OBP: 0.378, SLG: 0.398 (1, 5)	3-2 F8	1-2 P4		3-1 G3-1		4-2 BB		0-0 G3		4	0	0	0	1	0	4
Cesar Izturis, S OBP: 0.312, SLG: 0.329 (1, 6)	1-2 P2		0-0 G4-3	1-1 L4		2-2 G4-3				4	0	0	0	0	0	4
12 Jeff Kent, R OBP: 0.377, SLG: 0.511 (1, 4)	2-3 K		1-1 F8 1B		1-2 F8		0-0 F9			4	1	1	0	0	1	0
Olmedo Saenz, R OBP: 0.352, SLG: 0.500 (1, 3)		2-2 BB 17 2B 1B	2-2 1B	1-2 1B	1-2 L9		2-0 G4-3 1B			4	1	3	0	0	0	0
Ricky Ledee, L OBP: 0.347, SLG: 0.416 (1, 7)		1-0 BB 17 2B 1B	0-0 F8		0-0 L6		0-0 G4-3			4	1	1	0	0	0	3
Jason Phillips, R OBP: 0.294, SLG: 0.374 (1, 2)		4-2 BB 17 2B BB	1-2 1B	1-2 1B		1-2 E 1B		1-0 17 G5-3 BB 1B		3	1	3	1	1	0	0
Jayson Werth, R OBP: 0.330, SLG: 0.398 (1, 9)		0-1 F4	0-0 P4			1-3 K		4-2 17 G5-3 BB		3	0	0	0	1	1	6
17 Jason Repko, R OBP: 0.295, SLG: 0.361 (1, 8)		0-2 1-H 2-H 3-H 2B		1-2 13 G3-1 SH3 HBP		0-3 K		3-2 G5-3		3	0	1	3	0	1	3
Derek Lowe, R OBP: 0.175, SLG: 0.225 (1, 1)		0-1 G4-3		0-0 SH3		1-1 E4 13 BB		4-0 IBB		2	0	0	0	0	0	2
Milton Bradley, S OBP: 0.354, SLG: 0.510 (8, PH)										0	0	0	0	1	0	0
Steve Schmol, R (9, 1)										0	0	0	0	0	0	0

Inning Stats	R: 0	H: 0	E: 0	K: 1	S: 11	R: 3	H: 3	E: 0	K: 0	S: 17	R: 1	H: 3	E: 0	K: 0	S: 11	R: 0	H: 0	E: 0	K: 0	S: 8	R: 0	H: 1	E: 1	K: 2	S: 17	R: 0	H: 1	E: 0	K: 0	S: 3	R: 0	H: 1	E: 0	K: 0	S: 9	1B: 8	2B: 1	3B: 0	HR: 0	SF: 0	SAC: 1	DP: 2	HBP: 1	WP: 0	PA: 37
--------------	------	------	------	------	-------	------	------	------	------	-------	------	------	------	------	-------	------	------	------	------	------	------	------	------	------	-------	------	------	------	------	------	------	------	------	------	------	-------	-------	-------	-------	-------	--------	-------	--------	-------	--------

PITCHER	IP	WLS	BF	H	R	ER	SO	BB	IBB	HBP	BLK	WP	HR	S	P	ERA	WHIP
39 Aaron Harang, R ERA: 3.97 (1, 1)	6.0	L	29	7	4	4	3	2	0	1	0	0	0	71	105	6.00	1.500
Jason Standridge, R ERA: 3.18 (7, 1)	1.2		7	2	0	0	0	1	1	0	0	0	0	11	25	0.00	1.800
37 Brian Shacketford, L ERA: 0.96 (8, 1)	0.1		1	0	0	0	0	0	0	0	0	0	0	1	1	0.00	0.000

BOTTOM

Cincinnati Reds @ Los Angeles Dodgers
 Dodger Stadium, Los Angeles, CA
 Mon Jul 25 2005, 7:10 PM PDT
 Att. 42,668 - Clear - 73 F

livebaseballscorecards.com

AB	31
R	4
H	9
RBI	4
BB	4
SO	3
LOB	22



Batter	1	2	3	4	5	6	7	8	9	AB R H RBI BB SO LOB	TOP		
6 Ryan Freel, R (1, 4) OBP: 0.402, SLG: 0.393 Jacob Cruz, L (9, PH) OBP: 0.294, SLG: 0.363	3-1 G4-3		3-2 G5-3		1-0 G5-3		1-1 L6		0-0 G6-3	4 0 0 0 0 0 2 1 0 0 0 0 0 1			
Rich Aurilia, R (1, 6) OBP: 0.313, SLG: 0.442	1-1 P5		3-1 G5-3		0-0 E9			1-3 K		4 0 0 0 0 1 0			
Ken Griffey Jr., L (1, 8) OBP: 0.363, SLG: 0.540	0-1 F9		2-2 G4-3		0-0 G4-3			0-0 HR		4 1 1 1 0 0 1			
Austin Kearns, R (1, 9) OBP: 0.309, SLG: 0.420		2-1 1B 2B		3-1 G3-1		2-2 F7		0-0 P4		4 1 1 0 0 0 0			
Sean Casey, L (1, 3) OBP: 0.357, SLG: 0.391		0-1 1B		1-3 K		0-2 G3		1-2 1B		4 0 2 1 0 1 0			
Wily Mo Peña, R (1, 7) OBP: 0.296, SLG: 0.510 Adam Dunn, L (8, PH) OBP: 0.392, SLG: 0.581 (8, 7)		1-2 G6-3		0-0 1B		2-1 F9		3-2 G4-3		3 0 1 0 0 0 0 1 0 0 0 0 0 1			
12 Edwin Encarnación, R (1, 5) OBP: 0.344, SLG: 0.414		3-2 2B		3-3 K		1-2 1B		1-1 2B		4 0 3 0 0 1 1			
Jason LaRue, R (1, 2) OBP: 0.353, SLG: 0.433 Felipe Lopez, S (9, PH) OBP: 0.347, SLG: 0.510		2-0 1B		0-2 22 SH5-4 E 1B		1-2 F9		0-1 L5		3 1 2 0 0 0 1 1 0 0 0 0 0 1			
22 Eric Milton, L (1, 1) OBP: 0.189, SLG: 0.378 31 Matt Belisle, R (7, 1) OBP: 0.143, SLG: 0.143 56 Todd Coffey, R (7, 1) Kent Mercker, L (8, 1) Javier Valentin, S (9, PH) OBP: 0.364, SLG: 0.554		0-1 HR		0-0 SH5-4		1-3 K		2-2 P6		2 1 1 1 0 1 1 0 1 0 0 0 0 0 1			
Inning Stats	R: 0 H: 0 E: 0 LOB: 0 K: 0 BB: 0 S: 6 P: 10	R: 1 H: 4 E: 0 LOB: 2 K: 0 BB: 0 S: 11 P: 19	R: 1 H: 1 E: 0 LOB: 0 K: 0 BB: 0 S: 12 P: 20	R: 0 H: 1 E: 0 LOB: 1 K: 2 BB: 0 S: 9 P: 16	R: 1 H: 1 E: 1 LOB: 1 K: 0 BB: 0 S: 7 P: 8	R: 0 H: 0 E: 0 LOB: 0 K: 0 BB: 0 S: 9 P: 13	R: 0 H: 1 E: 0 LOB: 1 K: 1 BB: 0 S: 12 P: 16	R: 1 H: 2 E: 0 LOB: 1 K: 1 BB: 0 S: 14 P: 19	R: 0 H: 1 E: 0 LOB: 1 K: 0 BB: 0 S: 9 P: 12	1B: 6 SF: 0 2B: 3 SAC: 1 3B: 0 DP: 0 HR: 2 HBP: 0	WP: 0 PA: 37 PB: 0 SB: 1 CS: 0		
PITCHER	IP WLS BF H R ER SO BB IBB HBP BLK WP HR S P ERA WHIP											PITCHER	IP WLS BF H R ER SO BB IBB HBP BLK WP HR S P ERA WHIP
Odalis Perez, L (1, 1) ERA: 4.38	7.0 W 28 8 3 2 3 0 0 0 0 0 0 1 66 102 2.57 1.143												
Steve Schroll, R (8, 1) ERA: 3.91	0.2 H 3 1 1 1 1 0 0 0 0 0 0 1 6 7 13.50 1.500												
Wilson Alvarez, L (8, 1) ERA: 5.4	0.0 1 1 0 0 0 0 0 0 0 0 0 0 4 5 ∞ ∞												
Duaner Sanchez, R (8, 1) ERA: 3.86	0.1 H 1 0 0 0 0 0 0 0 0 0 0 0 4 7 0.00 0.000												
43 Yhency Brazoban, R (9, 1) ERA: 5.58	1.0 S 4 1 0 0 0 0 0 0 0 0 0 0 9 12 0.00 1.000												

Cincinnati Reds @ Los Angeles Dodgers
Dodger Stadium, Los Angeles, CA
Tue Jul 26 2005, 7:10 PM PDT
Att: 42,826 - Clear - 73 F

livebaseballscorecards.com

AB	36
R	4
H	11
RBI	3
BB	0
SO	4
LOB	10



Batter	1	2	3	4	5	6	7	8	9
Cesar Izturis, S OBP: 0.313, SLG: 0.330 (1, 6)	1-1 P3		2-0 G4-3		0-1 G6-3		1-0 2B 12 1B	0-0 1B	
Antonio Perez, R OBP: 0.386, SLG: 0.438 Steve Schmill, R Wilson Alvarez, L Duaner Sanchez, R 13 Oscar Robles, L OBP: 0.376, SLG: 0.395	1-3 K		0-1 G3		0-0 S 1B		2-0 12 1B 2B	1-2 F7	
Milton Bradley, S OBP: 0.352, SLG: 0.503 (1, 8)	0-0 G4-3		1-2 F9		1-3 K		2-1 G5-3 12 1B HBP		
12 Jeff Kent, R OBP: 0.378, SLG: 0.520 (1, 3) (8, 4)		3-2 F9		0-0 HR		0-1 F7	0-0 1-2 2-3 3-H 1B		
Jason Phillips, R OBP: 0.296, SLG: 0.372 (1, 2)		4-2 BB 17 1B BB		4-1 BB		0-0 F9	0-0 G5-3		
Mike Edwards, R OBP: 0.311, SLG: 0.370 43 Yhency Brazoban, R (9, 1)		0-2 F8		1-1 F8		2-3 K		1-0 L9	
Jayson Werth, R OBP: 0.333, SLG: 0.397 (1, 7)		4-1 17 1B 1-2 BB		2-1 P4		3-2 17 2B 1B	2-3 K		
17 Jason Repko, R OBP: 0.304, SLG: 0.375 (1, 9)		2-2 1-3 2-H 1B		1-2 P4		1-0 1B 2B	2-1 WP HR 1B		
Odalis Perez, L OBP: 0.160, SLG: 0.125 Olmedo Saenz, R OBP: 0.354, SLG: 0.516 (7, PH) (8, 3)		0-0 G4-3		0-3 K		3-2 G5-3	2-2 1-H HR		

Inning Stats	R: 0	H: 0	E: 0	K: 1	S: 6	LOB: 0	BB: 0	P: 8	R: 1	H: 1	E: 0	K: 0	S: 20	LOB: 2	BB: 2	P: 33	R: 0	H: 0	E: 0	K: 0	S: 6	LOB: 0	BB: 0	P: 9	R: 1	H: 1	E: 0	K: 0	S: 10	LOB: 1	BB: 1	P: 18	R: 0	H: 1	E: 0	K: 2	S: 9	LOB: 1	BB: 0	P: 10	R: 0	H: 0	E: 0	K: 1	S: 6	LOB: 0	BB: 0	P: 8	R: 3	H: 5	E: 0	K: 0	S: 13	LOB: 2	BB: 0	P: 25	R: 2	H: 3	E: 0	K: 1	S: 20	LOB: 1	BB: 0	P: 27
--------------	------	------	------	------	------	--------	-------	------	------	------	------	------	-------	--------	-------	-------	------	------	------	------	------	--------	-------	------	------	------	------	------	-------	--------	-------	-------	------	------	------	------	------	--------	-------	-------	------	------	------	------	------	--------	-------	------	------	------	------	------	-------	--------	-------	-------	------	------	------	------	-------	--------	-------	-------

PITCHER	IP	WLS	BF	H	R	ER	SO	BB	IBB	HBP	BLK	WP	HR	S	P	ERA	WHIP
22 Eric Milton, L ERA: 7.03 (1, 1)	6.0	L	26	5	4	4	4	3	0	0	0	0	1	62	95	6.00	1.333
31 Matt Belisle, R ERA: 4.09 (7, 1)	0.1	B	5	3	1	1	0	0	0	1	0	0	0	7	15	27.00	9.000
56 Todd Coffey, R ERA: 5.66 (7, 1)	1.1		6	3	2	2	1	0	0	0	0	1	1	16	22	13.50	2.250
Kent Mercker, L ERA: 2.98 (8, 1)	0.1		1	0	0	0	0	0	0	0	0	0	0	5	6	0.00	0.000

BOTTOM

AB	R	H	RBI	BB	SO	LOB			
5	1	2	2	0	0	0			
4	0	2	0	0	1	0			
0	0	0	0	0	0	0			
0	0	0	0	0	0	0			
0	0	0	0	0	0	0			
1	0	0	0	0	0	1			
3	0	0	0	0	1	1			
4	1	2	2	0	0	0			
2	1	0	0	2	0	3			
4	0	0	0	0	1	2			
0	0	0	0	0	0	0			
3	1	1	0	1	1	1			
4	2	3	1	0	0	1			
2	0	0	0	0	1	2			
2	1	1	2	0	0	2			
1B: 7	SF: 0	2B: 2	SAC: 0	3B: 0	DP: 1	HR: 2	HBP: 1	WP: 1	PA: 38

AB 34
R 7
H 11
RBI 7
BB 3
SO 5
LOB 13

Dodgers

Cincinnati Reds @ Los Angeles Dodgers
Dodger Stadium, Los Angeles, CA
 Tue Jul 26 2005, 7:10 PM PDT
 Att. 42,826 - Clear - 73 F

Batter	1	2	3	4	5	6	7	8	9	AB	R	H	RBI	BB	SO	LOB
Cesar Izturis, S OBP: 0.311, SLG: 0.329 (1, 6)	2-2 G5-3	0-1 SF8			2-1 G1-3		2-1 13 G1 1B		0-2 G4-3	4	1	1	1	0	0	0
13 Oscar Robles, L OBP: 0.362, SLG: 0.381 (1, 5)	0-1 E6 G3 12 2B	0-1 FC6-4			1-1 G4-3		1-2 G1		2-2 F8	5	1	0	0	0	0	3
Milton Bradley, S OBP: 0.350, SLG: 0.498 (1, 8)	3-2 G3				3-2 G6-3		0-0 12 1B			4	0	1	2	0	0	1
12 Jeff Kent, R OBP: 0.379, SLG: 0.522 (1, 4)	3-1 HR 2B				0-0 P6		1-0 FC5-4 1B			4	1	2	1	0	0	0
Olmedo Saenz, R OBP: 0.356, SLG: 0.528 (1, 3)	0-1 HR				1-1 G6-3		0-0 FC5-4			3	1	1	2	1	0	2
Ricky Ledee, L OBP: 0.345, SLG: 0.411 (1, 7)	2-1 G3				2-0 FC4-6 1B				1-1 F9	4	0	1	0	0	0	1
Jason Phillips, R OBP: 0.293, SLG: 0.367 (1, 2)		2-0 G5-3			0-0 FC4-6				2-2 P6	4	0	0	0	0	0	1
17 Jason Repko, R OBP: 0.303, SLG: 0.378 (1, 9)		1-1 1B SF8 2B			0-0 P5				1-2 G6-3	4	1	1	0	0	1	0
Jeff Weaver, R OBP: 0.238, SLG: 0.286 (7, 1) Wilson Alvarez, L OBP: 0.324, SLG: 0.455 (7, PH) Hee-Seop Choi, L OBP: 0.324, SLG: 0.455 (8, 1) Duaner Sanchez, R OBP: 0.393, SLG: 0.435 (9, PH)		0-0 13 FC6-4 1B			0-3 K				1-3 K	2	0	1	0	0	1	0

Inning Stats	R: 3	H: 2	E: 2	K: 0	S: 17	H: 2	LOB: 0	BB: 0	P: 27	R: 1	H: 2	E: 0	K: 0	S: 8	R: 0	H: 0	E: 0	K: 0	S: 4	R: 0	H: 0	E: 0	K: 1	S: 6	R: 0	H: 0	E: 0	K: 0	S: 7	R: 0	H: 1	E: 0	K: 0	S: 5	R: 2	H: 4	E: 0	K: 1	S: 16	R: 0	H: 0	E: 0	K: 0	S: 9	R: 0	H: 0	E: 0	K: 1	S: 13	R: 0	H: 0	E: 0	K: 1	S: 16	1B: 6	SF: 1	2B: 2	SAC: 0	3B: 0	DP: 0	HR: 1	HBP: 0	WP: 0	PA: 38
--------------	------	------	------	------	-------	------	--------	-------	-------	------	------	------	------	------	------	------	------	------	------	------	------	------	------	------	------	------	------	------	------	------	------	------	------	------	------	------	------	------	-------	------	------	------	------	------	------	------	------	------	-------	------	------	------	------	-------	-------	-------	-------	--------	-------	-------	-------	--------	-------	--------

PITCHER	IP	WLS	BF	H	R	ER	SO	BB	IBB	HBP	BLK	WP	HR	S	P	ERA	WHIP
Ramon Ortiz, R ERA: 5.84 (1, 1)	6.0		25	5	4	1	1	1	1	0	0	0	1	47	77	1.50	1.000
31 Matt Belisle, R ERA: 4.33 (7, 1)	0.2	B	6	4	2	2	1	0	0	0	0	0	0	15	21	27.00	6.000
Jason Standridge, R ERA: 2.84 (7, 1)	1.1	W	4	0	0	0	0	0	0	0	0	0	0	10	14	0.00	0.000
25 David Weathers, R ERA: 3.88 (9, 1)	1.0	S	3	0	0	0	1	0	0	0	0	0	0	13	16	0.00	0.000

BOTTOM

Cincinnati Reds @ Los Angeles Dodgers
Dodger Stadium, Los Angeles, CA

Wed Jul 27 2005, 7:10 PM PDT
Att. 47,033 - Clear - 74 F

livebaseballscorecards.com

AB 36
R 6
H 9
RBI 6
BB 1
SO 3
LOB 8



Batter	1	2	3	4	5	6	7	8	9	AB R H RBI BB SO LOB	TOP									
6 Ryan Freel, R OBP: 0.410, SLG: 0.405 (1, 4) X	0-0 SH1-3 SF7 2B	1-2 G6-3			2-2 G4-3		1-0 1B		1-2 G5-3	5 1 2 0 0 0 0										
Felipe Lopez, S OBP: 0.342, SLG: 0.506 (1, 6) B X	1-0 SH1-3 2-3		1-2 F8		3-1 G4-3		2-3 K			3 0 0 0 0 1 1										
Ken Griffey Jr., L OBP: 0.360, SLG: 0.542 (1, 8) B C B X	2-1 SF7		2-1 G3-1		0-2 G6-3			0-0 P5		3 0 0 1 0 0 0										
Adam Dunn, L OBP: 0.386, SLG: 0.570 (1, 7) S S B T	1-2 K		0-3 K			2-2 F9		1-2 F7		4 0 0 0 0 2 0										
Sean Casey, L OBP: 0.363, SLG: 0.397 (1, 3) B C B X		2-1 HR BB 1B		2-2 HBP 1B		4-1 BB		0-1 P5		3 1 2 0 1 0 0										
Rich Aurilia, R OBP: 0.312, SLG: 0.437 (1, 5) C B B B D		4-1 HR BB		1-0 F9		0-0 F8		0-0 P4		3 1 0 0 1 0 2										
Wily Mo Peña, R OBP: 0.295, SLG: 0.505 (1, 9) C B X		1-1 P3		2-1 P3		2-3 K		1-1 HR 1B		4 1 1 0 0 1 4										
Jason LaRue, R OBP: 0.360, SLG: 0.463 (1, 2) B B T B B X		3-1 HR 1-H 2-H		2-0 HBP 1-2		3-3 K		3-2 HR		3 2 2 5 0 1 0										
Brandon Claussen, R OBP: 0.097, SLG: 0.034 (1, 1) C B T C S		1-3 K		0-1 G4-3		2-3 K		0-3 K		3 0 0 0 0 2 2 0 0 0 0 0 0 0 1 0 0 0 0 1 0 0 0 0 0 0 0 0										
Kent Mercker, L (8, 1)																				
Jacob Cruz, L OBP: 0.298, SLG: 0.398 (9, PH)																				
25 David Weathers, R (9, 1)																				
Inning Stats	R: 1 E: 0 K: 1 S: 7	H: 1 LOB: 0 BB: 0 P: 11	R: 3 E: 0 K: 1 S: 14	H: 2 LOB: 0 BB: 1 P: 26	R: 0 E: 0 K: 1 S: 10	H: 0 LOB: 0 BB: 0 P: 13	R: 0 E: 0 K: 0 S: 10	H: 1 LOB: 2 BB: 0 P: 17	R: 0 E: 0 K: 1 S: 9	H: 0 LOB: 1 BB: 1 P: 17	R: 0 E: 0 K: 3 S: 12	H: 1 LOB: 1 BB: 0 P: 19	R: 0 E: 0 K: 0 S: 6	H: 0 LOB: 0 BB: 0 P: 7	R: 2 E: 0 K: 1 S: 14	H: 2 LOB: 0 BB: 0 P: 19	1B: 4 2B: 1 3B: 0 HR: 2	SF: 1 SAC: 1 DP: 0 HBP: 1	WP: 0 PB: 0 SB: 0 CS: 0	PA: 37
PITCHER	IP WLS BF H R ER SO BB IBB HBP BLK WP HR S P ERA WHIP																			
D.J. Houlton, R (1, 1) ERA: 5.7	6.0 L 25 4 4 4 4 2 0 1 0 0 1 59 98 6.00 1.000																			
Giovanni Carrara, R (7, 1) ERA: 4.27	2.0 7 1 0 0 3 0 0 0 0 0 0 18 26 0.00 0.500																			
Elmer Dessens, R (9, 1) ERA: 3.55	1.0 5 2 2 2 1 0 0 0 0 0 1 14 19 18.00 2.000																			

Cincinnati Reds @ Los Angeles Dodgers
 Dodger Stadium, Los Angeles, CA
 Thu Jul 28 2005, 12:10 PM PDT
 Att. 47,877 - Sunny - 82 F

livebaseballscorecards.com

AB	32
R	6
H	7
RBI	6
BB	2
SO	8
LOB	9



Batter	1	2	3	4	5	6	7	8	9	AB R H RBI BB SO LOB	TOP											
6 Ryan Freel, R (1, 4) OBP: 0.406, SLG: 0.400	1-1 F9		0-1 G6-3		2-1 SF8	0-0 L8		2-1 L1		5 1 1 0 0 0 0												
Felipe Lopez, S (1, 6) OBP: 0.345, SLG: 0.509	1-2 G6-3		0-2 2B		3-2 SF8	4-0 E F9		1-1 P5		4 2 2 0 1 0 0												
Ken Griffey Jr., L (1, 8) OBP: 0.358, SLG: 0.541	2-3 K		1-0 HR		0-1 SF8	1-1 F9		2-2 G3		4 1 1 2 0 1 1												
Adam Dunn, L (1, 7) OBP: 0.389, SLG: 0.591		1-1 12 G3-1	2-1 HR		2-2 HR	2-2 P5		1-1 G4-3		5 2 3 4 0 0 1												
Sean Casey, L (1, 3) OBP: 0.363, SLG: 0.395		4-0 12 G3-1	0-1 F8		0-1 12 G5-3			0-1 F7		4 1 1 0 1 0 0												
Austin Kearns, R (1, 9) OBP: 0.302, SLG: 0.408		0-3 K	0-0 G6-3		2-1 G5-3			0-0 F8		4 0 0 0 0 1 3												
12 Edwin Encarnación, R (1, 5) OBP: 0.350, SLG: 0.514		2-0 G3-1		2-2 K	3-2 2B			1-0 HR		4 1 2 2 0 1 2												
Jason LaRue, R (1, 2) OBP: 0.362, SLG: 0.459		4-0 IBB		3-2 F8	4-0 IBB			3-3 K		2 0 0 0 2 1 0												
Luke Hudson, R (1, 1) OBP: 0.308, SLG: 0.250		2-1 G1-3		2-2 G6-3	0-3 K			1-0 F7		3 0 0 0 0 1 5												
37 Brian Shackelford, L (6, 1)										0 0 0 0 0 0 0												
Ray Olmedo, S (8, PH) OBP: 0.417, SLG: 0.682										1 0 0 0 0 0 0												
31 Matt Belisle, R (8, 1) OBP: 0.143, SLG: 0.143										0 0 0 0 0 0 0												
Randy Keisler, L (9, 1) OBP: 0.600, SLG: 1.400										0 0 0 0 0 0 0												
Inning Stats	R: 0 E: 0 K: 1 S: 8	H: 0 LOB: 0 BB: 0 P: 12	R: 0 E: 0 K: 1 S: 8	H: 1 LOB: 3 BB: 2 P: 21	R: 3 E: 0 K: 0 S: 11	H: 3 LOB: 0 BB: 0 P: 14	R: 0 E: 0 K: 1 S: 9	H: 0 LOB: 0 BB: 0 P: 16	R: 4 E: 0 K: 1 S: 20	H: 5 LOB: 2 BB: 1 P: 36	R: 0 E: 1 K: 0 S: 7	H: 0 LOB: 1 BB: 1 P: 14	R: 1 E: 0 K: 1 S: 7	H: 1 LOB: 0 BB: 0 P: 13	R: 0 E: 0 K: 0 S: 5	H: 0 LOB: 0 BB: 0 P: 9	R: 0 E: 0 K: 0 S: 7	H: 0 LOB: 0 BB: 0 P: 10	1B: 3 2B: 4 3B: 0 HR: 3	SF: 1 SAC: 0 DP: 0 HBP: 0	WP: 0 PB: 0 SB: 0 CS: 0	PA: 41
PITCHER	IP WLS BF H R ER SO BB IBB HBP BLK WP HR S P ERA WHIP																					
Brian Lawrence, R (1, 1) ERA: 4.5	5.1 L 29 9 7 7 4 2 2 0 0 0 2 57 104 11.81 2.062																					
Craig Breslow, L (6, 1) ERA: 2.7	1.2 6 1 1 1 1 0 0 0 0 0 1 13 22 5.40 0.600																					
Paul Quantrill, R (8, 1) ERA: 5.96	1.0 3 0 0 0 0 0 0 0 0 0 0 5 9 0.00 0.000																					
Akinori Otsuka, R (9, 1) ERA: 2.4	1.0 3 0 0 0 0 0 0 0 0 0 0 7 10 0.00 0.000																					

Cincinnati Reds @ San Diego Padres
 PETCO Park, San Diego, CA
 Fri Jul 29 2005, 10:05 PM EDT
 Att. 37,492 - Partly Cloudy - 73 F

livebaseballscorecards.com

AB	36
R	8
H	10
RBI	8
BB	4
SO	5
LOB	12



Batter	1	2	3	4	5	6	7	8	9	AB R H RBI BB SO LOB
Dave Roberts, L OBP: 0.334, SLG: 0.401 (1, 8)										3 1 0 0 1 2 1
Mark Loretta, R OBP: 0.370, SLG: 0.348 (1, 4)										4 1 1 0 0 0 2
24 Brian Giles, L OBP: 0.431, SLG: 0.500 (1, 9)										4 0 1 1 0 1 2
Ryan Klesko, L OBP: 0.367, SLG: 0.465 (1, 7)										2 0 1 1 2 1 1
Joe Randa, R OBP: 0.357, SLG: 0.486 (1, 5)										3 0 0 0 0 0 4
Craig Breslow, L (6, 1)										0 0 0 0 0 0 0
Paul Quantrill, L (8, 1)										0 0 0 0 0 0 0
Eric Young Sr., R OBP: 0.320, SLG: 0.302 (8, PH)										1 0 0 0 0 0 0
Akinori Otsuka, R (9, 1)										0 0 0 0 0 0 0
Mark Sweeney, L OBP: 0.414, SLG: 0.528 (1, 3)										2 1 1 0 0 0 0
Xavier Nady, R OBP: 0.333, SLG: 0.500 (6, PH)										2 0 0 0 0 0 0
Robert Fick, L OBP: 0.369, SLG: 0.440 (1, 2)										3 0 1 0 1 0 0
3 Khalil Greene, R OBP: 0.302, SLG: 0.413 (1, 6)										4 0 1 0 0 0 1
Brian Lawrence, R OBP: 0.114, SLG: 0.073 (1, 1)										2 0 0 0 0 1 2
Geoff Blum, S OBP: 0.323, SLG: 0.377 (6, 5)										2 0 0 0 0 0 1

Inning Stats	R: 1	H: 2	R: 0	H: 0	R: 1	H: 1	R: 1	H: 2	R: 0	H: 0	R: 0	H: 0	R: 0	H: 0	R: 0	H: 0	R: 0	H: 0	R: 0	H: 0	1B: 3	SF: 0	WP: 1	PA: 37
	E: 0	LOB: 1	E: 0	LOB: 0	E: 0	LOB: 2	E: 0	LOB: 1	E: 0	LOB: 1	E: 0	LOB: 1	E: 0	LOB: 1	E: 0	LOB: 0	E: 0	LOB: 0	E: 0	LOB: 0	2B: 2 <td>SAC: 0 <td>PB: 0 <td></td> </td></td>	SAC: 0 <td>PB: 0 <td></td> </td>	PB: 0 <td></td>	
	K: 1	BB: 0	K: 0	BB: 0	K: 1	BB: 2	K: 1	BB: 1	K: 1	BB: 0	K: 0	BB: 0	K: 1	BB: 0	K: 0	BB: 0	K: 0	BB: 0	K: 0	BB: 0	3B: 1 <td>DP: 1 <td>SB: 1 <td></td> </td></td>	DP: 1 <td>SB: 1 <td></td> </td>	SB: 1 <td></td>	
	S: 11	P: 18	S: 8	P: 13	S: 15	P: 27	S: 9	P: 19	S: 8	P: 17	S: 13	P: 18	S: 8	P: 16	S: 7	P: 11	S: 6	P: 11	S: 6	P: 11	HR: 0 <td>HBP: 1 <td>CS: 0</td> <td></td> </td>	HBP: 1 <td>CS: 0</td> <td></td>	CS: 0	

PITCHER	IP	WLS	BF	H	R	ER	SO	BB	IBB	HBP	BLK	WP	HR	S	P	ERA	WHIP
Luke Hudson, R ERA: 8.39 (1, 1)	5.0	W	23	5	3	3	4	4	0	0	0	0	0	51	94	5.40	1.800
37 Brian Shackelford, L ERA: 0.79 (6, 1)	2.0		8	1	0	0	1	0	0	1	0	1	0	21	34	0.00	0.500
31 Matt Beilsie, R ERA: 4.26 (8, 1)	1.0		3	0	0	0	0	0	0	0	0	0	0	7	11	0.00	0.000
Randy Keisler, L ERA: 4.97 (9, 1)	1.0		3	0	0	0	0	0	0	0	0	0	0	6	11	0.00	0.000

BOTTOM

Cincinnati Reds @ San Diego Padres
PETCO Park, San Diego, CA
 Fri Jul 29 2005, 10:05 PM EDT
 Att. 37,492 - Partly Cloudy - 73 F

livebaseballscorecards.com

AB	32
R	3
H	6
RBI	2
BB	4
SO	5
LOB	14



Batter	1	2	3	4	5	6	7	8	9	AB R H RBI BB SO LOB	TOP											
Felipe Lopez, S (1, 6) OBP: 0.344, SLG: 0.510	0-1 F8		3-2 F9		0-0 G6-3	3-2 2B 3B		2-2 F8		5 1 1 0 0 0 0												
Rich Aurilia, R (1, 4) OBP: 0.317, SLG: 0.442	2-2 P2		1-0 F9		4-2 G3-1 BB BB	0-1 1B 2B		3-2 2B 1B		4 2 2 1 1 0 0												
Ken Griffey Jr., L (1, 8) OBP: 0.360, SLG: 0.540	1-3 K		1-0 F8		4-1 BB G3-1 1B BB	1-1 1B F7-2 1B		1-1 2B		3 1 1 0 1 1 0												
Wily Mo Peña, R (7, 9) OBP: 0.299, SLG: 0.512					1-2 1B BB	2-3 1B		1-H 2B		1 0 1 0 0 0 0												
Adam Dunn, L (1, 7) OBP: 0.389, SLG: 0.591		1-1 3B 2B		2-0 G3-1	3-1 G3-1	3-1 1B		2-3 K		5 1 2 1 0 1 3												
Sean Casey, L (1, 3) OBP: 0.363, SLG: 0.402	0-1 P5			3-2 HR	4-0 1B IBB	1-1 F7-2		2-2 K		4 2 1 1 1 1 3												
Austin Kearns, R (1, 9) OBP: 0.307, SLG: 0.419		2-1 3B		2-2 G4-3	4-2 1B BB		3-2 1B		0-0 WP 3B	2 0 1 2 1 0 0												
6 Ryan Freel, R (5, PR) OBP: 0.410, SLG: 0.415		2-H 3B		1-2 2-3 3-H 1B	1-2 2-3 3-H 1B		1-2 1B			2 1 2 0 0 0 0												
Javier Valentin, S (1, 2) OBP: 0.369, SLG: 0.574		0-0 G4-3		4-2 12 1B BB	1-2 1B		1 SAFE 2-3 K		3-2 HR	4 1 2 3 1 1 2												
12 Edwin Encarnación, R (1, 5) OBP: 0.356, SLG: 0.488		4-0 IBB		1-2 1B	3-2 G6-3		1 SAFE 2-0 P4		0-0 P2	4 0 1 0 1 0 3												
39 Aaron Harang, R (1, 1) OBP: 0.021, SLG: 0.021		1-3 K		0-2 L6		1-3 K		0-3 K		4 0 0 0 0 3 5												
Jacob Cruz, L (9, PH) OBP: 0.295, SLG: 0.394										1 0 0 0 0 1 0												
Jason Standridge, R (9, 1)										0 0 0 0 0 0 0												
Inning Stats	R: 0 E: 0 K: 1 S: 11	H: 0 LOB: 0 BB: 0 P: 14	R: 1 E: 0 K: 1 S: 10	H: 2 LOB: 2 BB: 1 P: 18	R: 0 E: 0 K: 0 S: 6	H: 0 LOB: 0 BB: 0 P: 11	R: 1 E: 0 K: 0 S: 21	H: 2 LOB: 2 BB: 1 P: 33	R: 3 E: 0 K: 1 S: 16	H: 1 LOB: 2 BB: 4 P: 39	R: 2 E: 0 K: 1 S: 16	H: 4 LOB: 1 BB: 0 P: 25	R: 0 E: 0 K: 2 S: 10	H: 1 LOB: 1 BB: 0 P: 17	R: 0 E: 0 K: 1 S: 12	H: 2 LOB: 1 BB: 0 P: 20	R: 2 E: 0 K: 2 S: 11	H: 2 LOB: 0 BB: 0 P: 18	1B: 6 2B: 4 3B: 3 HR: 2	SF: 0 SAC: 0 DP: 1 HBP: 0	WP: 1 PB: 0 SB: 0 CS: 0	PA: 45
PITCHER	IP WLS BF H R ER SO BB IBB HBP BLK WP HR S P ERA WHIP																					
Pedro Astacio, R (1, 1) ERA: 6.06	4.2 L 25 5 5 5 2 4 2 0 0 0 1 60 108 9.64 1.929																					
Paul Quantrill, R (5, 1) ERA: 6.16	1.1 7 4 2 2 1 0 0 0 0 0 0 20 32 13.50 3.000																					
Craig Breslow, L (7, 1) ERA: 1.69	2.0 8 3 0 0 3 0 0 0 0 0 0 22 37 0.00 1.500																					
Scott Linebrink, R (9, 1) ERA: 2.66	1.0 5 2 2 2 2 0 0 0 0 1 1 11 18 18.00 2.000																					

Cincinnati Reds @ San Diego Padres
 PETCO Park, San Diego, CA
 Sat Jul 30 2005, 10:05 PM EDT
 Att. 41,510 - Clear - 73 F

livebaseballscorecards.com

AB	39
R	9
H	14
RBI	8
BB	6
SO	8
LOB	16



Batter	1	2	3	4	5	6	7	8	9	AB R H RBI BB SO LOB	TOP											
6 Ryan Freel, R OBP: 0.406, SLG: 0.410 (1, 8)	2-2 S E CS 1B		0-0 F8		3-2 G6-3		1-3 K		0-2 F7	5 0 1 0 0 1 1												
Felipe Lopez, S OBP: 0.347, SLG: 0.512 (1, 6)	1-3 SAFE K		1-1 F7		2-2 HR		4-0 BB BB		1-2 2B	4 1 2 0 1 1 1												
Sean Casey, L OBP: 0.366, SLG: 0.404 (1, 3)	4-1 E BB			0-1 HR	4-1 HR		1-1 F8		0-0 F7	3 2 1 0 2 0 2												
Adam Dunn, L OBP: 0.389, SLG: 0.596 (1, 7)	0-3 K			3-3 K	2-2 HR		4-0 BB		0-3 K	4 1 1 4 1 3 4												
Rich Aurilia, R OBP: 0.316, SLG: 0.450 (1, 4)	1-0 CS	1-1 F8		0-0 HR	3-1 F8		0-2 F9			4 1 1 2 0 0 2												
Wily Mo Peña, R OBP: 0.298, SLG: 0.522 (1, 9)		2-2 HR		1-3 K	2-3 K			2-1 P3		4 1 1 1 0 2 0												
Jason LaRue, R OBP: 0.364, SLG: 0.464 (1, 2)		0-3 K		1-0 2B		2-3 K		3-1 1B		4 0 2 0 0 2 0												
12 Edwin Encarnación, R OBP: 0.327, SLG: 0.444 (1, 5)		0-3 K		2-0 F7		2-3 K		2-3 K		4 0 0 0 0 3 2												
22 Eric Milton, L OBP: 0.200, SLG: 0.359 (1, 1)			1-0 G5-3		4-2 1B 6 WP HR BB	2-0 G6-3		3-3 K		2 1 0 0 1 0 0												
Jacob Cruz, L OBP: 0.292, SLG: 0.389 (8, PH)										1 0 0 0 0 1 1												
56 Todd Coffey, R (8, 1)										0 0 0 0 0 0 0												
25 David Weathers, R (9, 1)										0 0 0 0 0 0 0												
Inning Stats	R: 0 E: 1 K: 2 S: 13	H: 1 LOB: 1 BB: 1 P: 20	R: 1 E: 0 K: 2 S: 11	H: 1 LOB: 0 BB: 0 P: 14	R: 0 E: 0 K: 0 S: 4	H: 0 LOB: 0 BB: 0 P: 6	R: 2 E: 0 K: 2 S: 12	H: 3 LOB: 1 BB: 0 P: 19	R: 4 E: 0 K: 1 S: 21	H: 2 LOB: 0 BB: 2 P: 41	R: 0 E: 0 K: 2 S: 7	H: 0 LOB: 0 BB: 0 P: 13	R: 0 E: 0 K: 1 S: 8	H: 0 LOB: 2 BB: 2 P: 18	R: 0 E: 0 K: 2 S: 11	H: 1 LOB: 1 BB: 0 P: 21	R: 0 E: 0 K: 1 S: 10	H: 1 LOB: 1 BB: 0 P: 11	1B: 3 2B: 3 3B: 0 HR: 3	SF: 0 SAC: 0 DP: 0 HBP: 0	WP: 1 PB: 0 SB: 2 CS: 1	PA: 41
PITCHER	IP WLS BF H R ER SO BB IBB HBP BLK WP HR S P ERA WHIP																					
Woody Williams, R ERA: 5.05 (1, 1)	5.0 L 24 7 7 7 7 3 0 0 0 1 3 61 100 12.60 2.000																					
52 Clay Hensley, R ERA: 3.09 (6, 1)	2.0 8 0 0 0 3 2 0 0 0 0 0 15 31 0.00 1.000																					
54 Tim Stauffer, R ERA: 5.33 (8, 1)	1.0 4 1 0 0 2 0 0 0 0 0 0 11 21 0.00 1.000																					
Trevor Hoffman, R ERA: 3.0 (9, 1)	1.0 4 1 0 0 1 0 0 0 0 0 0 10 11 0.00 1.000																					

Cincinnati Reds @ San Diego Padres
 PETCO Park, San Diego, CA
 Sun Jul 31 2005, 4:05 PM EDT
 Att: 34,060 - Partly Cloudy - 72 F

livebaseballscorecards.com

AB	35
R	7
H	9
RBI	7
BB	5
SO	13
LOB	13



Batter	1	2	3	4	5	6	7	8	9	AB R H RBI BB SO LOB
Eric Young Sr., R (1, 7) OBP: 0.328, SLG: 0.333	1-0 2B		1-0 F8		3-3 K			1-2 G1-3		4 0 1 0 0 1 2
Mark Loretta, R (1, 4) OBP: 0.362, SLG: 0.340	1-3 K		1-1 P4			0-0 F8		0-0 G6-3		4 0 0 1 0 1 2
Xavier Nady, R (1, 3) OBP: 0.330, SLG: 0.491	1-2 P4		2-1 F9			3-2 F9		3-2 G4-3		4 0 0 0 0 0 2
24 Brian Giles, L (1, 9) OBP: 0.423, SLG: 0.490	3-2 L9			1-2 G3-1		1-2 L3		0-1 G4-3		4 0 0 0 0 0 1
Joe Randa, R (1, 5) OBP: 0.349, SLG: 0.475		2-2 P4		2-2 F8		1-1 F8		0-1 G5-3		4 0 0 0 0 0 0
Robert Fick, L (1, 2) OBP: 0.373, SLG: 0.442		3-2 1B 1B		0-1 1B		0-0 F8		0-0 P5		4 0 2 0 0 0 0
3 Khalil Greene, R (1, 6) OBP: 0.297, SLG: 0.405		1-0 P4		3-3 K		3-2 G5-3				3 0 0 0 0 1 2
Damian Jackson, R (1, 8) OBP: 0.346, SLG: 0.389		0-0 1B			3-3 K		2-1 E5 2B G6-3			3 1 1 0 0 1 0
Woody Williams, R (1, 1) OBP: 0.250, SLG: 0.250 David Ross, R (5, PH) OBP: 0.260, SLG: 0.372 52 Clay Hensley, R (6, 1) 54 Tim Stauffer, R (8, 1) Mark Sweeney, L (8, PH) Trevor Hoffman, R (9, 1)		0-3 K		2-3 K			3-1 2B			1 0 0 0 0 0 1 2 1 0 0 0 0 0 1 0 0 0 0 0 0 0 0 0 0 0 0 0 0 0 0 0 1 0 1 0 0 0 0 0 0 0 0 0 0 0 0 0

Inning Stats	R: 0 E: 0 K: 1 S: 10	H: 1 LOB: 1 BB: 0 P: 16	R: 0 E: 0 K: 1 S: 11	H: 2 LOB: 2 BB: 0 P: 17	R: 0 E: 0 K: 0 S: 5	H: 0 LOB: 0 BB: 0 P: 9	R: 0 E: 0 K: 1 S: 12	H: 1 LOB: 1 BB: 0 P: 18	R: 0 E: 0 K: 3 S: 10	H: 0 LOB: 0 BB: 0 P: 18	R: 0 E: 0 K: 0 S: 9	H: 0 LOB: 0 BB: 0 P: 13	R: 0 E: 0 K: 0 S: 10	H: 0 LOB: 0 BB: 0 P: 14	R: 1 E: 1 K: 0 S: 13	H: 1 LOB: 1 BB: 0 P: 22	R: 0 E: 0 K: 0 S: 5	H: 0 LOB: 0 BB: 0 P: 5	1B: 3 2B: 2 3B: 0 HR: 0	SF: 0 SAC: 0 DP: 0 HBP: 0	WP: 0 PB: 0 SB: 0 CS: 0	PA: 33
--------------	-------------------------------	----------------------------------	-------------------------------	----------------------------------	------------------------------	---------------------------------	-------------------------------	----------------------------------	-------------------------------	----------------------------------	------------------------------	----------------------------------	-------------------------------	----------------------------------	-------------------------------	----------------------------------	------------------------------	---------------------------------	----------------------------------	------------------------------------	----------------------------------	--------

PITCHER	IP	WLS	BF	H	R	ER	SO	BB	IBB	HBP	BLK	WP	HR	S	P	ERA	WHIP
22 Eric Milton, L (1, 1) ERA: 6.65	7.0	W	25	4	0	0	6	0	0	0	0	0	0	67	105	0.00	0.571
56 Todd Coffey, R (8, 1) ERA: 5.5	1.0		5	1	1	0	0	0	0	0	0	0	0	13	22	0.00	1.000
25 David Weathers, R (9, 1) ERA: 3.74	1.0		3	0	0	0	0	0	0	0	0	0	0	5	5	0.00	0.000

BOTTOM

Cincinnati Reds @ San Diego Padres
PETCO Park, San Diego, CA
 Sun Jul 31 2005, 4:05 PM EDT
 Att. 34,060 - Partly Cloudy - 72 F

livebaseballscorecards.com

AB	33
R	1
H	5
RBI	1
BB	0
SO	6
LOB	11



Batter	1	2	3	4	5	6	7	8	9	AB R H RBI BB SO LOB	TOP		
Rafael Furcal, S (1, 6) OBP: 0.332, SLG: 0.414 49 Macay McBride, L (7, 1) Dan Kolb, R (8, 1) Julio Franco, R (9, PH) OBP: 0.355, SLG: 0.473 Kyle Farnsworth, R (9, 1)	4-2 CS BB	4-0 1B BB		2-2 F8	1-2 L8		1-0 1B HBP		1-3 K	2 2 0 0 2 0 1 0 0 0 0 0 0 0 0 0 0 0 0 0 0 1 0 0 0 0 1 0 0 0 0 0 0 0 0			
Marcus Giles, R (1, 4) OBP: 0.379, SLG: 0.464	1-2 10 2B 1B	0-0 10 1B 2B 1B		3-2 G6-3	3-2 F9		0-2 1B			5 2 3 3 0 0 1			
10 Chipper Jones, S (1, 5) OBP: 0.397, SLG: 0.512 Wilson Betemit, S (4, 5) OBP: 0.354, SLG: 0.472	3-1 F8 2B	0-2 2B 1B		1-1 HR		0-0 F8	2-0 1B			3 2 3 4 0 0 0 2 0 1 1 0 0 0			
Andruw Jones, R (1, 8) OBP: 0.353, SLG: 0.583 Ryan Langerhans, L (7, PH) OBP: 0.331, SLG: 0.406	1-1 F8 2-3	1-1 2B		0-0 E5		1-1 G6-3	0-0 F7			4 0 1 1 0 0 1 1 0 0 0 0 0 2			
Adam LaRoche, L (1, 3) OBP: 0.316, SLG: 0.474	2-0 2B	0-1 G4-3		1-1 P4		0-0 F7		0-2 P5		5 0 1 1 0 0 3			
Kelly Johnson, L (1, 7) OBP: 0.317, SLG: 0.382	0-2 G3	1-3 K			0-0 16 HR 1B		0-0 F8	3-2 G4-3		5 1 1 0 0 1 3			
7 Jeff Francoeur, R (1, 9) OBP: 0.400, SLG: 0.833		0-0 SH2-4 16 1B 1B	1-3 K		0-2 P4		1-2 E5 4 G3 16 1B 1B	0-2 P4		5 2 1 0 0 1 1			
16 Brian McCann, L (1, 2) OBP: 0.386, SLG: 0.452		1-0 1B 10 1B SH2-4 1B	2-2 G4-3		1-0 HR		0-0 1B 4 G3 1B		2-1 G3	5 3 3 2 0 0 0			
Jorge Sosa, R (1, 1) OBP: 0.071, SLG: 0.071 48 Blaine Boyer, R (6, 1) 4 Pete Orr, L (7, PH) OBP: 0.339, SLG: 0.400		0-0 SH2-4	1-3 K		1-0 E5		2-2 G3		1-3 K	2 0 0 0 0 1 0 0 0 0 0 0 0 0 2 0 0 0 0 1 2			
Inning Stats	R: 2 H: 3 E: 0 LOB: 1 K: 0 BB: 1 S: 13 P: 24	R: 4 H: 5 E: 0 LOB: 2 K: 1 BB: 1 S: 16 P: 23	R: 0 H: 0 E: 0 LOB: 0 K: 2 BB: 0 S: 13 P: 17	R: 1 H: 1 E: 1 LOB: 1 K: 0 BB: 0 S: 11 P: 18	R: 2 H: 2 E: 1 LOB: 1 K: 0 BB: 0 S: 14 P: 20	R: 0 H: 0 E: 0 LOB: 0 K: 0 BB: 0 S: 4 P: 5	R: 3 H: 3 E: 1 LOB: 2 K: 0 BB: 0 S: 13 P: 19	R: 0 H: 0 E: 0 LOB: 0 K: 0 BB: 0 S: 11 P: 14	R: 0 H: 0 E: 0 LOB: 0 K: 2 BB: 0 S: 9 P: 13	1B: 9 SF: 0 2B: 3 SAC: 1 3B: 0 DP: 0 HR: 2 HBP: 1	WP: 0 PA: 46 PB: 0 SB: 0 CS: 1		
PITCHER	IP WLS BF H R ER SO BB IBB HBP BLK WP HR S P ERA WHIP											PITCHER	IP WLS BF H R ER SO BB IBB HBP BLK WP HR S P ERA WHIP
Ramon Ortiz, R (1, 1) ERA: 6.3	1.1 L 13 8 6 6 0 2 0 0 0 0 0 0 23 40 40.50 7.500												
Randy Keisler, L (2, 1) ERA: 5.28	3.2 16 3 3 3 3 0 0 0 0 0 0 2 44 62 7.36 0.818												
56 Todd Coffey, R (6, 1) ERA: 5.21	2.0 11 3 3 0 0 0 0 0 0 1 0 0 0 17 24 0.00 1.500												
37 Brian Shackelford, L (8, 1) ERA: 0.73	1.0 3 0 0 0 0 0 0 0 0 0 0 0 0 11 14 0.00 0.000												
Kent Mercker, L (9, 1) ERA: 2.84	1.0 3 0 0 0 0 2 0 0 0 0 0 0 0 9 13 0.00 0.000												

Atlanta Braves @ Cincinnati Reds
Great American Ball Park, Cincinnati, OH

Tue Aug 02 2005, 7:10 PM EDT
Att. 25,680 - Clear - 91 F

livebaseballscorecards.com

AB	42
R	12
H	14
RBI	12
BB	2
SO	5
LOB	14



Batter	1	2	3	4	5	6	7	8	9	AB R H RBI BB SO LOB	TOP											
Rafael Furcal, S (1, 6) OBP: 0.333, SLG: 0.417	0-3 K		3-2 F9		1-1 P3		2-2 7 1B 1-2 1B		2-1 G1-3 2B	5 1 2 0 0 1 0												
Marcus Giles, R (1, 4) OBP: 0.379, SLG: 0.463	2-2 HBP 1B		1-2 P3			0-0 F8	2-1 7 1B 1-2 2-H 1B		2-2 G1-3 2-3	5 1 2 1 0 0 1												
7 Jeff Francoeur, R (1, 9) OBP: 0.417, SLG: 0.814	0-1 P6			1-1 HR 1B		1-0 G2-3 HBP 1B	0-1 1B		3-2 G4-3	5 1 3 1 0 0 2												
Andrew Jones, R (1, 8) OBP: 0.357, SLG: 0.583	1-2 HBP 1-2 HBP			2-3 K		3-2 G2-3 HBP	1-1 FC6-4 1B			2 0 1 1 0 1 1												
Julio Franco, R (1, 3) OBP: 0.353, SLG: 0.485	0-0 G6-3			0-0 1-H HR		0-0 G2-3	2-2 FC6-4			4 1 1 2 0 0 6												
Wilson Betemit, S (1, 5)		1-2 G6-3		1-3 K		1-1 F7		1-1 G6-4-3 1B		4 0 1 0 0 1 2												
Johnny Estrada, S (1, 2) OBP: 0.303, SLG: 0.369		3-2 F7		2-2 G5-3			1-1 F8	1-0 G6-4-3		4 0 0 0 0 0 1												
Ryan Langerhans, L (1, 7) OBP: 0.325, SLG: 0.398		0-3 K			0-0 B3		3-3 K	0-0 G6-3		4 0 0 0 0 2 0												
Horacio Ramirez, L (1, 1) OBP: 0.240, SLG: 0.286 Jim Brower, R (6, 1) Kelly Johnson, L (7, PH) John Foster, L (7, 1) Dan Kolb, R (8, 1) 4 Pete Orr, L (9, PH) OBP: 0.336, SLG: 0.397			0-0 G4-3		1-1 G4-3		0-1 1B 1B		0-1 B2-3	2 0 0 0 0 0 0 0 0 0 0 0 0 0 1 1 1 0 0 0 0 0 0 0 0 0 0 0 0 0 0 0 0 0 0 1 0 0 0 0 0 0												
Inning Stats	R: 0 E: 0 K: 1 S: 12	H: 1 LOB: 2 BB: 0 P: 15	R: 0 E: 0 K: 1 S: 11	H: 0 LOB: 0 BB: 0 P: 15	R: 0 E: 0 K: 0 S: 8	H: 0 LOB: 0 BB: 0 P: 12	R: 2 E: 0 K: 2 S: 17	H: 2 LOB: 0 BB: 0 P: 23	R: 0 E: 0 K: 0 S: 5	H: 0 LOB: 0 BB: 0 P: 7	R: 0 E: 0 K: 0 S: 8	H: 1 LOB: 2 BB: 0 P: 13	R: 3 E: 0 K: 1 S: 23	H: 5 LOB: 2 BB: 0 P: 34	R: 0 E: 0 K: 0 S: 4	H: 1 LOB: 0 BB: 0 P: 6	R: 0 E: 0 K: 0 S: 10	H: 1 LOB: 1 BB: 0 P: 17	1B: 9 2B: 1 3B: 0 HR: 1	SF: 0 SAC: 0 DP: 1 HBP: 2	WP: 0 PB: 0 SB: 0 CS: 0	PA: 39
PITCHER	IP WLS BF H R ER SO BB IBB HBP BLK WP HR S P ERA WHIP																					
Brandon Clausen, L (1, 1) ERA: 4.85	6.2 W 29 7 5 5 5 0 0 2 0 0 1 75 107 6.75 1.050																					
25 David Weathers, R (7, 1) ERA: 3.71	0.1 3 2 0 0 0 0 0 0 0 0 0 9 12 0.00 6.000																					
Kent Mercker, L (8, 1) ERA: 2.72	2.0 S 7 2 0 0 0 0 0 0 0 0 0 0 14 23 0.00 1.000																					

Atlanta Braves @ Cincinnati Reds
Great American Ball Park, Cincinnati, OH
Wed Aug 03 2005, 7:10 PM EDT
Att. 37,157 - Party Cloudy - 90 F

livebaseballscorecards.com

AB	37
R	5
H	11
RBI	5
BB	0
SO	5
LOB	13



Batter	1	2	3	4	5	6	7	8	9	AB R H RBI BB SO LOB
6 Ryan Freel, R OBP: 0.407, SLG: 0.411 (1, 4)	2-1 G6-3		1-0 2-H 1B		3-2 G6-3	2-1 2-3 1B				4 0 2 1 0 0 0
Felipe Lopez, S OBP: 0.347, SLG: 0.505 (1, 6)	4-1 G4-6-3 BB		1-1 1 SAFE 1 SAFE G5-3		2-0 G4-3		0-2 G6-3			3 0 0 0 1 0 1
Ken Griffey Jr., L OBP: 0.361, SLG: 0.536 (1, 8)	2-1 G4-6-3 1-2f			0-0 G1-3		3-2 1B 2B 1B	3-3 K			4 1 1 0 0 1 1
Wily Mo Peña, R OBP: 0.305, SLG: 0.514 (1, 9)		1-0 G5-3		4-0 1B HR BB		1 SAFE 4-1 1-2 2B BB	0-3 K			2 2 0 0 2 1 0
Sean Casey, L OBP: 0.370, SLG: 0.409 (1, 3)		2-1 G4-3		0-1 1-2 HR 1B		0-1 2B 12 WP 1B	0-3 K			4 2 2 0 0 1 0
Adam Dunn, L OBP: 0.391, SLG: 0.605 (1, 7)		2-1 F9		3-1 1-H 2-H HR		1-0 12 WP 1B 2B	0-2 1B			4 2 3 5 0 0 0
Jason LaRue, R OBP: 0.364, SLG: 0.459 (1, 2)			4-2 SH5-4 6 1B BB	2-1 G6-3		3-3 K	1-1 F9			3 1 0 0 1 1 2
12 Edwin Encarnación, R OBP: 0.304, SLG: 0.404 (1, 5)			3-1 F9	0-0 G6-3		3-2 SH3-4 1B				3 0 1 1 0 0 1
Brandon Claussen, R OBP: 0.094, SLG: 0.033 (1, 1)			0-1 SH5-4		0-3 K	0-0 SH3-4				1 0 0 0 0 1 0
25 David Weathers, R ERA: 3.68 (7, 1)										0 0 0 0 0 0 0
Kent Mercker, L ERA: 5.02 (8, 1)										0 0 0 0 0 0 0

Inning Stats	R: 0	H: 0	E: 0	K: 5	S: 5	R: 0	H: 0	E: 0	K: 5	S: 5	R: 1	H: 1	E: 0	K: 0	S: 10	R: 3	H: 2	E: 0	K: 0	S: 8	R: 0	H: 0	E: 0	K: 1	S: 8	R: 4	H: 5	E: 0	K: 1	S: 16	R: 0	H: 0	E: 0	K: 2	S: 9	R: 0	H: 1	E: 0	K: 1	S: 8	1B: 7	2B: 1	3B: 0	HR: 1	SF: 0	SAC: 2	DP: 1	HBP: 0	WP: 1	PA: 34						
PITCHER	IP	WLS	BF	H	R	ER	SO	BB	IBB	HBP	BLK	WP	HR	S	P	ERA	WHIP													IP	WLS	BF	H	R	ER	SO	BB	IBB	HBP	BLK	WP	HR	S	P	ERA	WHIP										
Horacio Ramirez, L ERA: 4.73 (1, 1)	5.0	L	24	6	8	8	1	4	0	0	0	0	1	43	87	14.40	2.000																																							
Jim Brower, R ERA: 5.29 (6, 1)	1.0		4	2	0	0	1	0	0	0	0	1	0	9	17	0.00	2.000																																							
John Foster, L ERA: 3.68 (7, 1)	1.0		3	0	0	0	2	0	0	0	0	0	0	9	12	0.00	0.000																																							
Dan Kolb, R ERA: 5.02 (8, 1)	1.0		3	1	0	0	1	0	0	0	0	0	0	8	9	0.00	1.000																																							

BOTTOM

Atlanta Braves @ Cincinnati Reds
Great American Ball Park, Cincinnati, OH

Wed Aug 03 2005, 7:10 PM EDT
Att. 37,157 - Partly Cloudy - 90 F

livebaseballscores.com

AB	28
R	8
H	9
RBI	7
BB	4
SO	5
LOB	5



Batter	1	2	3	4	5	6	7	8	9	AB R H RBI BB SO LOB	TOP										
Rafael Furcal, S OBP: 0.333, SLG: 0.417 (1, 6)	2-1 1B	2-1 G4-3		0-1 E9 2-H 1B		2-2 SF7			0-0 G4-3	4 0 2 2 0 0 2											
Kelly Johnson, L OBP: 0.318, SLG: 0.380 (1, 7)	3-2 P5		1-0 F8	0-2 F9		0-3 K			0-1 FC5 1B	5 0 1 0 0 1 3											
Marcus Giles, R OBP: 0.379, SLG: 0.462 (1, 4)	1-1 1B		0-1 G6-3		2-1 F9		0-3 K		0-0 FC5 1B	5 1 2 0 0 1 0											
Andrew Jones, R OBP: 0.355, SLG: 0.585 (1, 8)	2-2 F8		0-0 HR		1-0 G5-3		1-3 K		2-2 FC5 1B	5 2 1 1 0 1 4											
Adam LaRoche, L OBP: 0.317, SLG: 0.471 (1, 3)	3-2 G4-3		0-1 G4-3		4-1 FC5-4 BB		0-1 G3		1-0 7 1B	4 0 1 1 1 0 2											
7 Jeff Francoeur, R OBP: 0.415, SLG: 0.828 (1, 9)			1-2 G4-3		0-1 G4-3		1-2 FC5-4		1-2 HR	5 1 2 2 0 0 1											
16 Brian McCann, L OBP: 0.400, SLG: 0.470 (1, 2)			3-1 G3 2B		4-0 1B 26 SH3-4 BB		0-0 1B SF7 1B		1-1 G4-3	4 2 2 0 1 1 2											
Wilson Betemit, S OBP: 0.355, SLG: 0.467 (1, 5)			1-1 G3		1-1 26 SH3-4 E 1B		0-0 26 SH3 1B		1-2 G6-3	4 1 2 0 0 0 1											
26 Kyle Davies, R OBP: 0.267, SLG: 0.154 49 Macay McBride, L 48 Blaine Boyer, R 4 Pete Orr, L Kyle Farnsworth, R Chris Reitsma, R			4-1 BB		0-1 SH3-4		0-1 SH3		0-1 P4	0 0 0 1 1 0 0 0 0 0 0 0 0 0 0 0 0 0 0 0 0 1 0											
Inning Stats	R: 0 E: 0 K: 0 S: 15	H: 2 LOB: 2 BB: 0 P: 26	R: 0 E: 0 K: 0 S: 11	H: 1 LOB: 2 BB: 1 P: 22	R: 1 E: 0 K: 0 S: 6	H: 1 LOB: 0 BB: 0 P: 7	R: 2 E: 1 K: 0 S: 11	H: 2 LOB: 1 BB: 1 P: 16	R: 0 E: 0 K: 0 S: 10	H: 0 LOB: 1 BB: 1 P: 18	R: 1 E: 0 K: 1 S: 10	H: 2 LOB: 1 BB: 0 P: 12	R: 0 E: 0 K: 2 S: 12	H: 0 LOB: 0 BB: 0 P: 13	R: 1 E: 0 K: 1 S: 12	H: 1 LOB: 0 BB: 0 P: 17	R: 2 E: 0 K: 0 S: 13	H: 4 LOB: 2 BB: 0 P: 17	1B: 10 2B: 1 3B: 0 HR: 2	SF: 1 SAC: 2 DP: 0 HBP: 0	WP: 0 PA: 43 PB: 0 SB: 0 CS: 0
PITCHER	IP WLS BF H R ER SO BB IBB HBP BLK WP HR S P ERA WHIP																				
39 Aaron Harang, R ERA: 3.9 7(1)	6.0 L 29 8 4 4 1 3 0 0 0 0 0 1 63 101 6.00 1.833																				
Jason Standridge, R ERA: 2.45 8(1)	1.0 3 0 0 0 2 0 0 0 0 0 0 0 12 13 0.00 0.000																				
37 Brian Shackelford, L ERA: 1.35 8(1)	1.0 4 1 1 1 1 0 0 0 0 0 0 1 12 17 9.00 1.000																				
25 David Weathers, R ERA: 3.98 9(1)	1.0 7 4 2 2 0 0 0 0 0 0 0 0 13 17 18.00 4.000																				

Atlanta Braves @ Cincinnati Reds
Great American Ball Park, Cincinnati, OH

Thu Aug 04 2005, 7:10 PM EDT
Att: 23,285 - Partly Cloudy - 91 F

livebaseballscorecards.com

AB	37
R	7
H	13
RBI	7
BB	3
SO	4
LOB	15



Batter	1	2	3	4	5	6	7	8	9	AB	R	H	RBI	BB	SO	LOB
6 Ryan Freel, R OBP: 0.400, SLG: 0.403 (1, 4)	2-2 G6-3		2-2 F9		0-3 K		1-0 F7		2-2 G6-3	5	0	0	0	0	1	2
Felipe Lopez, S OBP: 0.342, SLG: 0.499 (1, 6)	1-1 F9			1-2 G3	3-1 G4-3		2-3 K		0-0 F8	5	0	0	0	0	1	2
Ken Griffey Jr., L OBP: 0.360, SLG: 0.533 (1, 8)	3-3 K			0-3 K		1-0 G1-3 2B 1B		1-1 G3		4	1	1	0	0	2	0
Adam Dunn, L OBP: 0.390, SLG: 0.600 (1, 7)		0-3 K		4-2 HR BB		0-1 G1-3		0-3 K		3	1	0	0	1	2	1
Sean Casey, L OBP: 0.373, SLG: 0.430 (1, 3)		1-1 G4-3		0-0 HR		3-1 F7 2B		1-0 HR		4	2	3	4	0	0	0
Austin Kearns, R OBP: 0.309, SLG: 0.415 (1, 9)		2-2 1B		3-1 P3		1-1 F7		0-2 E6 2B		4	0	1	0	0	0	1
Javier Valentin, S OBP: 0.377, SLG: 0.576 (1, 2)		0-0 F9			4-2 12 BB	4-2 12 FC6-4 BB		0-2 2B		2	0	1	0	2	0	1
12 Edwin Encarnación, R OBP: 0.300, SLG: 0.382 (1, 5)			1-3 K		4-1 BB	1-1 FC6-4		0-1 G6-3		3	0	0	0	1	1	4
39 Aaron Harang, R OBP: 0.020, SLG: 0.000 Jason Standridge, R Ray Olmedo, S OBP: 0.370, SLG: 0.600 37 Brian Shacketford, L 25 David Weathers, R Jacob Cruz, L OBP: 0.287, SLG: 0.381 (1, 1) (7, 1) (7, PH) (8, 1) (9, 1) (9, PH)			1-3 K		0-3 K		2-0 G4-3		1-1 G6-3	2	0	0	0	0	2	2

BOTTOM

Atlanta Braves @ Cincinnati Reds
Great American Ball Park, Cincinnati, OH
Thu Aug 04 2005, 7:10 PM EDT
Att. 23,285 - Partly Cloudy - 91 F

livebaseballscorecards.com

AB	34
R	4
H	6
RBI	4
BB	4
SO	9
LOB	13



Inning Stats	R: 0	H: 0	E: 0	K: 1	S: 10	H: 0	LOB: 0	BB: 0	P: 16	R: 0	H: 1	E: 0	K: 1	S: 12	H: 1	LOB: 1	BB: 0	P: 15	R: 0	H: 0	E: 0	K: 2	S: 9	H: 0	LOB: 0	BB: 0	P: 13	R: 2	H: 1	E: 0	K: 1	S: 11	H: 0	LOB: 2	BB: 2	P: 24	R: 1	H: 2	E: 0	K: 0	S: 11	H: 0	LOB: 0	BB: 0	P: 10	R: 1	H: 2	E: 1	K: 1	S: 14	H: 2	LOB: 2	BB: 0	P: 16	R: 0	H: 0	E: 0	K: 0	S: 6	H: 0	LOB: 0	BB: 0	P: 9	1B: 2	SF: 0	2B: 2	SAC: 0	3B: 0	DP: 0	HR: 2	HBP: 0	WP: 0	PA: 38
--------------	------	------	------	------	-------	------	--------	-------	-------	------	------	------	------	-------	------	--------	-------	-------	------	------	------	------	------	------	--------	-------	-------	------	------	------	------	-------	------	--------	-------	-------	------	------	------	------	-------	------	--------	-------	-------	------	------	------	------	-------	------	--------	-------	-------	------	------	------	------	------	------	--------	-------	------	-------	-------	-------	--------	-------	-------	-------	--------	-------	--------

PITCHER	IP	WLS	BF	H	R	ER	SO	BB	IBB	HBP	BLK	WP	HR	S	P	ERA	WHIP
26 Kyle Davies, R ERA: 4.37 (1, 1)	5.2	W	24	4	3	3	7	3	0	0	0	0	1	62	99	4.76	1.235
49 Macay McBride, L ERA: (6, 1)	0.0		1	0	0	0	0	1	0	0	0	0	0	2	6	∞	∞
48 Blaine Boyer, R ERA: 2.89 (6, 1)	1.1	H	4	0	0	0	1	0	0	0	0	0	0	7	13	0.00	0.000
Kyle Farnsworth, R ERA: 2.42 (8, 1)	1.0	H	6	2	1	1	1	0	0	0	0	0	1	14	16	9.00	2.000
Chris Reitsma, R ERA: 3.1 (9, 1)	1.0	S	3	0	0	0	0	0	0	0	0	0	0	6	9	0.00	0.000


Batter	1	2	3	4	5	6	7	8	9	AB R H RBI BB SO LOB	TOP											
Juan Pierre, L (1, 8) OBP: 0.317, SLG: 0.339	0-2 G4-3		4-2 S BB		4-0 2B BB	2-2 G4-3			0-1 G4-3	3 1 0 0 2 0 1												
Luis Castillo, S (1, 4) OBP: 0.408, SLG: 0.395	1-0 FC3-6 1B		2-3 K		1-2 2B 2B			4-2 1B BB	2-1 F9 1B	4 1 3 1 1 1 1												
Jeff Conine, R (1, 3) OBP: 0.360, SLG: 0.393	1-2 FC3-6 HR		3-1 G6-3		2-0 L6			1-3 K	1-1 1B	5 1 1 0 0 1 4												
Miguel Cabrera, R (1, 7) OBP: 0.411, SLG: 0.622	2-2 1-H HR		3-3 K		4-0 2B IBB			0-1 1B	0-1 F9	4 1 2 2 1 1 3												
Paul Lo Duca, R (1, 2) OBP: 0.361, SLG: 0.403	1-2 F8			2-2 G5-3	2-1 2B			0-2 G5-4-3	1-2 G1-3	5 0 1 1 0 0 4												
Mike Lowell, R (1, 5) OBP: 0.287, SLG: 0.370		2-3 K		1-2 G5-3	2-2 G4-3			1-2 S 1B		4 0 1 0 0 1 2												
Chris Aguila, R (1, 9) OBP: 0.276, SLG: 0.259		4-0 BB		0-1 G4-3		0-2 F9		1-3 K		3 0 0 0 1 1 1												
Alex Gonzalez, R (1, 6) OBP: 0.328, SLG: 0.375		1-1 F7			2-2 HR	0-0 L9		1-3 K	1-2 K	4 1 1 1 0 1 2												
Jason Vargas, L (1, 1) OBP: 0.286, SLG: 0.571		2-3 K			2-1 F7	2-2 2B		0-3 K		3 0 1 0 0 1 1												
Antonio Alfonseca, R (7, 1)										0 0 0 0 0 0 0												
Ron Villone, L (7, 1)										1 0 0 0 0 1 1												
Jim Mecer, S (9, 1)										0 0 0 0 0 0 0												
Inning Stats	R: 2 E: 0 K: 0 S: 15	H: 2 LOB: 0 BB: 0 P: 20	R: 0 E: 0 K: 2 S: 9	H: 0 LOB: 1 BB: 1 P: 18	R: 0 E: 0 K: 2 S: 12	H: 0 LOB: 1 BB: 1 P: 24	R: 0 E: 0 K: 0 S: 8	H: 0 LOB: 0 BB: 0 P: 11	R: 3 E: 0 K: 0 S: 14	H: 3 LOB: 2 BB: 2 P: 33	R: 0 E: 0 K: 1 S: 10	H: 1 LOB: 1 BB: 0 P: 14	R: 0 E: 0 K: 1 S: 10	H: 1 LOB: 1 BB: 1 P: 15	R: 0 E: 0 K: 3 S: 13	H: 1 LOB: 1 BB: 0 P: 16	R: 0 E: 0 K: 0 S: 11	H: 2 LOB: 2 BB: 0 P: 15	1B: 5 2B: 3 3B: 0 HR: 2	SF: 0 SAC: 0 DP: 1 HBP: 0	WP: 0 PB: 0 SB: 2 CS: 0	PA: 41
PITCHER	IP WLS BF H R ER SO BB IBB HBP BLK WP HR S P ERA WHIP																					
22 Eric Milton, L (1, 1) ERA: 6.75	4.2 L 23 5 5 5 4 3 1 0 0 0 2 55 101 9.64 1.714																					
56 Todd Coffey, R (5, 1) ERA: 5.03	1.1 5 1 0 0 0 0 0 0 0 0 0 13 19 0.00 0.750																					
31 Matt Belisle, R (7, 1) ERA: 4.13	2.0 8 2 0 0 4 1 0 0 0 0 0 23 31 0.00 1.500																					
Jason Standridge, R (9, 1) ERA: 2.3	1.0 5 2 0 0 0 0 0 0 0 0 0 11 15 0.00 2.000																					

Florida Marlins @ Cincinnati Reds
Great American Ball Park, Cincinnati, OH

Fri Aug 05 2005, 7:10 PM EDT
Att. 23,443 - Overcast - 75 F

livebaseballscorecards.com

AB	36
R	5
H	10
RBI	5
BB	5
SO	8
LOB	20



BOTTOM

Florida Marlins @ Cincinnati Reds
Great American Ball Park, Cincinnati, OH

Fri Aug 05 2005, 7:10 PM EDT
Att. 23,443 - Overcast - 75 F

livebaseballscorecards.com

AB	31
R	1
H	4
RBI	1
BB	3
SO	4
LOB	15



WP:	0	PA:	36
PB:	0		
SB:	0		
CS:	0		

AB R H RBI BB SO LOB

2 0 0 0 2 0 1

4 0 0 0 0 1 6

4 0 0 0 0 0 2

3 0 0 0 0 1 2
0 0 0 0 0 0 0
1 0 0 0 0 0 0
0 0 0 0 0 0 0

3 0 0 0 1 0 0

3 1 1 0 0 1 1

3 0 0 0 0 1 1

4 0 1 1 0 0 0

1 0 1 0 0 0 0

0 0 0 0 0 0 0

3 0 1 0 0 0 2

1B: 3 SF: 0
2B: 1 SAC: 0
3B: 0 DP: 1
HR: 0 HBP: 2

Batter	1	2	3	4	5	6	7	8	9
6 Ryan Freel, R OBP: 0.401, SLG: 0.399 (1, 4) (7, 9)	0-0 F9		4-2 G6-4-3 BB			3-2 P4	4-1 BB		
Felipe Lopez, S OBP: 0.339, SLG: 0.493 (1, 6)	2-2 F9		0-2 G6-4-3 1-2f			2-2 FC4 FC4-6	3-3 K		
Ken Griffey Jr., L OBP: 0.356, SLG: 0.528 (1, 8)	0-1 P5			2-2 F9		0-1 P5		3-2 L8	
Austin Kearns, R OBP: 0.305, SLG: 0.410 31 Matt Belisle, R OBP: 0.143, SLG: 0.143 Ray Olmedo, S OBP: 0.357, SLG: 0.577 Jason Standridge, R (8, PH) (9, 1)		2-3 K		1-0 G6-3		2-2 FC4-6 1-2f		1-1 G5-3	
Sean Casey, L OBP: 0.372, SLG: 0.427 (1, 3)		1-2 L8		1-0 G3			0-0 F8	4-2 BB	
Adam Dunn, L OBP: 0.391, SLG: 0.598 (1, 7)		2-1 1B			2-2 F8		3-2 12 2B HBP	3-3 K	
Jason LaRue, R OBP: 0.363, SLG: 0.453 (1, 2)		0-3 K			0-0 F9		2-2 12 2B 1-2 HBP		0-0 F9
12 Edwin Encarnación, R OBP: 0.297, SLG: 0.390 (1, 5)			0-2 F9		1-1 L5		3-2 1-3 2-H 2B	3-2 G6-3	
22 Eric Milton, L OBP: 0.220, SLG: 0.375 56 Todd Coffey, R Rich Aurilia, R OBP: 0.316, SLG: 0.449 (6, PH) (7, 4)			1-0 6 BB 1B			2-2 E 1B		0-0 G5-3	1-0 G6-3

Inning Stats	R: 0	H: 0	E: 0	K: 0	S: 7	R: 0	H: 1	E: 0	K: 2	S: 11	R: 0	H: 1	E: 0	K: 0	S: 11	R: 0	H: 0	E: 0	K: 0	S: 5	R: 0	H: 0	E: 0	K: 0	S: 7	R: 0	H: 0	E: 1	K: 0	S: 17	R: 1	H: 1	E: 0	K: 1	S: 15	R: 0	H: 0	E: 0	K: 1	S: 12	R: 0	H: 0	E: 0	K: 0	S: 5	1B: 3	2B: 1	3B: 0	HR: 0	SF: 0	SAC: 0	DP: 1	HBP: 2	WP: 0	PB: 0	SB: 0	CS: 0	PA: 36
--------------	------	------	------	------	------	------	------	------	------	-------	------	------	------	------	-------	------	------	------	------	------	------	------	------	------	------	------	------	------	------	-------	------	------	------	------	-------	------	------	------	------	-------	------	------	------	------	------	-------	-------	-------	-------	-------	--------	-------	--------	-------	-------	-------	-------	--------

PITCHER	IP	WLS	BF	H	R	ER	SO	BB	IBB	HBP	BLK	WP	HR	S	P	ERA	WHIP
Jason Vargas, L ERA: 2.55 (1, 1)	6.1	W	25	3	1	1	2	1	0	0	0	0	0	63	96	1.42	0.632
Antonio Alfonseca, R ERA: 2.45 (7, 1)	0.1		3	1	0	0	0	1	0	0	0	0	0	6	13	0.00	6.000
Ron Villone, L ERA: 2.62 (7, 1)	1.1	H	5	0	0	0	2	1	0	0	0	0	0	16	30	0.00	0.750
Jim Mecir, R ERA: 3.08 (9, 1)	1.0		3	0	0	0	0	0	0	0	0	0	0	5	9	0.00	0.000

Batter	1	2	3	4	5	6	7	8	9	AB R H RBI BB SO LOB	TOP		
Juan Pierre, L (1, 8) OBP: 0.317, SLG: 0.337	4-0 BB S S		1-3 K		0-1 P5			2-1 B5-3 SAFE SAFE		3 0 0 0 1 1 1			
Luis Castillo, S (1, 4) OBP: 0.407, SLG: 0.393 Jim Mecir, S (8, 1)	1-3 K			0-2 1B BB 20 WP		2-1 G6-3		2-2 G4-3		4 1 1 0 0 1 2 0 0 0 0 0 0 0			
Jeff Conine, R (1, 3) OBP: 0.358, SLG: 0.386	1-3 K			4-0 SAFE 20 WP 1B BB G6-4-3		0-0 G6-3		1-3 K		3 1 0 0 1 2 1			
Miguel Cabrera, R (1, 7) OBP: 0.409, SLG: 0.619	2-3 K			0-0 G6-4-3 20 WP 1B		1-2 L9		1-3 K		4 1 1 0 0 2 1			
Paul Lo Duca, R (1, 2) OBP: 0.363, SLG: 0.408 20 Matt Treanor, R (2, 2) OBP: 0.317, SLG: 0.269 Lenny Harris, L (9, PH) OBP: 0.377, SLG: 0.396		0-0 F9-5 2B		4-2 G6-4-3 HBP		1-3 K		3-3 K		1 0 1 0 0 0 0 1 0 0 0 0 1 0 1 0 0 0 0 1 0			
Mike Lowell, R (1, 5) OBP: 0.285, SLG: 0.367		2-2 F9-5 2-3		0-2 G6-4-3 1-2f 2-3 3-H		1-0 G4-3				3 0 0 0 0 0 3			
Chris Aguila, R (1, 9) OBP: 0.281, SLG: 0.267		0-0 CS 1B		3-2 F7 3-H		2-2 G2-3				3 0 1 0 0 0 0			
Alex Gonzalez, R (1, 6) OBP: 0.325, SLG: 0.371	1-1 SAFE SAFE CS		3-1 P4		1-2 F7		3-1 G6-3			3 0 0 0 0 0 0			
Brian Moehler, R (1, 1) OBP: 0.118, SLG: 0.121 Guillermo Mota, R (6, 1) Valerio De Los Santos, L (7, 1) Damion Easley, R (8, PH) OBP: 0.292, SLG: 0.467 (8, 4)			1-1 G6-3		0-3 K		0-1 B5-3 1B			2 0 0 0 0 1 0 0 0 0 0 0 0 0 0 0 0 0 0 0 0 1 0 1 0 0 0 0			
Inning Stats	R: 0 H: 0 E: 0 LOB: 1 K: 3 BB: 1 S: 11 P: 19	R: 0 H: 2 E: 0 LOB: 0 K: 0 BB: 0 S: 6 P: 9	R: 0 H: 0 E: 0 LOB: 0 K: 1 BB: 0 S: 7 P: 12	R: 3 H: 2 E: 0 LOB: 0 K: 0 BB: 1 S: 13 P: 24	R: 0 H: 0 E: 0 LOB: 0 K: 1 BB: 0 S: 10 P: 11	R: 0 H: 0 E: 0 LOB: 0 K: 0 BB: 0 S: 6 P: 9	R: 0 H: 0 E: 0 LOB: 0 K: 1 BB: 0 S: 7 P: 11	R: 0 H: 1 E: 0 LOB: 1 K: 0 BB: 0 S: 11 P: 18	R: 0 H: 0 E: 0 LOB: 0 K: 3 BB: 0 S: 9 P: 14	1B: 4 SF: 0 2B: 2 SAC: 0 3B: 0 DP: 2 HR: 0 HBP: 1	WP: 2 PA: 33 PB: 0 SB: 2 CS: 1		
PITCHER	IP WLS BF H R ER SO BB IBB HBP BLK WP HR S P ERA WHIP											PITCHER	IP WLS BF H R ER SO BB IBB HBP BLK WP HR S P ERA WHIP
Luke Hudson, R (1, 1) ERA: 7.88	6.0 W 22 4 3 3 5 2 0 1 0 2 0 53 84 4.50 1.000												
31 Matt Belisle, R (7, 1) ERA: 4.05	1.1 H 5 1 0 0 1 0 0 0 0 0 0 0 11 18 0.00 0.750												
Kent Mercker, L (8, 1) ERA: 2.7	0.1 H 1 0 0 0 0 0 0 0 0 0 0 0 2 4 0.00 0.000												
25 David Weathers, R (8, 1) ERA: 3.88	1.1 S 4 0 0 0 0 3 0 0 0 0 0 0 14 21 0.00 0.000												

Florida Marlins @ Cincinnati Reds
Great American Ball Park, Cincinnati, OH

Sat Aug 06 2005, 7:10 PM EDT
Att: 35,737 - Partly Cloudy - 78 F

livebaseballscorecards.com

AB 29
R 3
H 5
RBI 0
BB 2
SO 9
LOB 8




Batter	1	2	3	4	5	6	7	8	9	AB R H RBI BB SO LOB	TOP											
Juan Pierre, L (1, 8) OBP: 0.320, SLG: 0.339	2-1 1B		1-0 FC3-6 1B SF9		1-1 1B		4-1 BB		1-1 G3	4 2 2 0 1 0 2												
Luis Castillo, S (1, 4) OBP: 0.405, SLG: 0.391	0-0 G1-3		2-1 1B		3-2 F8		1-0 G1-4-3			4 0 1 0 0 0 4												
Jeff Conine, R (1, 3) OBP: 0.360, SLG: 0.391	2-0 1B		1-1 SF9		0-2 G6-3		1-1 G3 1B			3 0 2 2 0 0 0												
Miguel Cabrera, R (1, 7) OBP: 0.406, SLG: 0.613	3-1 G6-4-3		3-2 K		0-1 G6-3		0-1 G3			4 0 0 0 0 1 3												
Mike Lowell, R (1, 5) OBP: 0.285, SLG: 0.366		1-0 F7		2-0 F8		0-0 1B		0-1 F7		4 0 1 0 0 0 1												
Chris Aguila, R (1, 9) OBP: 0.278, SLG: 0.265		2-2 G6-3		0-2 G5-3		1-2 1B		2-3 K		4 0 1 0 0 1 1												
Alex Gonzalez, R (1, 6) OBP: 0.330, SLG: 0.379		0-0 20 CS 1B		0-0 B1-3		0-0 G3 2B		0-1 20 SH3 1B		4 0 3 0 0 0 0												
20 Matt Treanor, R (1, 2) OBP: 0.317, SLG: 0.273		2-3 SAFE K		0-0 G6-3 1B		0-0 G6-3		0-0 SH3		3 0 1 0 0 1 2												
Dontrelle Willis, L (1, 1) OBP: 0.262, SLG: 0.267			2-2 FC3-6 1B		2-1 G6-3		1-0 G3		0-0 G5-3	3 0 1 0 0 0 2												
Lenny Harris, L (9, PH) OBP: 0.377, SLG: 0.396										0 0 0 0 0 0 0												
Damon Easley, R (9, PH) OBP: 0.291, SLG: 0.464										1 0 0 0 0 0 1												
Todd Jones, L (9, 1)										0 0 0 0 0 0 0												
Inning Stats	R: 1 E: 1 K: 0 S: 6	H: 2 LOB: 0 BB: 0 P: 13	R: 0 E: 0 K: 1 S: 14	H: 1 LOB: 1 BB: 0 P: 18	R: 1 E: 1 K: 1 S: 11	H: 2 LOB: 1 BB: 0 P: 20	R: 0 E: 0 K: 0 S: 5	H: 0 LOB: 0 BB: 0 P: 7	R: 0 E: 0 K: 0 S: 8	H: 2 LOB: 1 BB: 0 P: 14	R: 0 E: 0 K: 0 S: 9	H: 2 LOB: 2 BB: 0 P: 10	R: 0 E: 0 K: 0 S: 5	H: 1 LOB: 2 BB: 1 P: 11	R: 0 E: 0 K: 1 S: 9	H: 1 LOB: 1 BB: 0 P: 12	R: 0 E: 0 K: 0 S: 6	H: 1 LOB: 1 BB: 0 P: 7	1B: 11 2B: 1 3B: 0 HR: 0	SF: 1 SAC: 1 DP: 2 HBP: 0	WP: 0 PB: 0 SB: 2 CS: 1	PA: 37
PITCHER	IP WLS BF H R ER SO BB IBB HBP BLK WP HR S P ERA WHIP																					
Ramon Ortiz, R (1, 1) ERA: 5.89	7.0 L 29 10 2 0 2 1 0 0 0 0 0 0 58 93 0.00 1.571																					
Jason Standridge, R (8, 1) ERA: 2.16	1.0 4 1 0 0 1 0 0 0 0 0 0 0 9 12 0.00 1.000																					
56 Todd Coffey, R (9, 1) ERA: 4.99	0.1 2 1 0 0 0 0 0 0 0 0 0 0 3 3 0.00 3.000																					
37 Brian Shackelford, L (9, 1) ERA: 1.29	0.2 2 0 0 0 0 0 0 0 0 0 0 0 3 4 0.00 0.000																					

Florida Marlins @ Cincinnati Reds
Great American Ball Park, Cincinnati, OH

Sun Aug 07 2005, 1:15 PM EDT
Att. 23,297 - Partly Cloudy - 81 F

livebaseballscorecards.com

AB	34
R	2
H	12
RBI	2
BB	1
SO	3
LOB	16



Batter	1	2	3	4	5	6	7	8	9	AB R H RBI BB SO LOB	TOP																
Felipe Lopez, S (1, 6) OBP: 0.336, SLG: 0.481	3-1 F8	4-1 BB		2-1 L8		4-2 1-2 HR BB		2-2 L6		3 1 0 0 2 0 0																	
6 Ryan Freel, R (1, 4) OBP: 0.387, SLG: 0.380	1-0 P4	1-1 F9		0-0 F9		2-3 K		1-0 L9		5 0 0 0 0 1 5																	
Ken Griffey Jr., L (1, 8) OBP: 0.358, SLG: 0.537	2-3 K			0-0 HR 2B		3-0 1-H 2-H HR		2-2 K		5 2 2 3 0 2 0																	
Adam Dunn, L (1, 7) OBP: 0.391, SLG: 0.602		0-0 2B 1B		2-1 2-H HR		1-2 F7		2-1 P4		5 2 2 2 0 1 0																	
Sean Casey, L (1, 3) OBP: 0.370, SLG: 0.427		0-1 2B 2B		0-1 G4-3		2-1 HBP		0-1 F9 FC6-4 2B		4 2 2 0 0 0 0																	
Rich Aurilia, R (1, 5) OBP: 0.317, SLG: 0.442		0-2 G1-3		0-0 1B		3-2 G5-3		0-0 F9		5 0 1 0 0 0 4																	
Austin Kearns, R (1, 9) OBP: 0.310, SLG: 0.423		1-0 2B HBP		0-2 SAFE F7				0-1 HR		2 1 1 1 1 0 1																	
Javier Valentin, S (1, 2) OBP: 0.380, SLG: 0.568		0-2 1-3 2-H 3-H 2B		0-1 P6				2-0 FC1-6 BB FC6-4		3 0 1 3 1 0 2																	
Brandon Claussen, R (1, 1) OBP: 0.083, SLG: 0.029				0-0 G5-3		2-3 K		0-0 FC1-6 BB HR		4 1 0 0 0 2 4																	
37 Brian Shackelford, L (8, 1)								0-3 K		0 0 0 0 0 0 0																	
Randy Keister, L (9, 1) OBP: 0.429, SLG: 1.000										0 0 0 0 0 0 0																	
56 Todd Coffey, R (9, 1)										0 0 0 0 0 0 0																	
Inning Stats	R: 0 E: 0 K: 1 S: 6	H: 0 LOB: 0 BB: 0 P: 12	R: 2 E: 0 K: 0 S: 13	H: 3 LOB: 3 BB: 1 P: 19	R: 2 E: 0 K: 0 S: 11	H: 3 LOB: 1 BB: 0 P: 13	R: 0 E: 0 K: 1 S: 7	H: 0 LOB: 0 BB: 0 P: 11	R: 0 E: 0 K: 0 S: 9	H: 0 LOB: 1 BB: 0 P: 15	R: 4 E: 0 K: 1 S: 12	H: 2 LOB: 0 BB: 2 P: 27	R: 1 E: 0 K: 1 S: 7	H: 1 LOB: 1 BB: 1 P: 13	R: 0 E: 0 K: 1 S: 8	H: 0 LOB: 0 BB: 0 P: 13	R: 0 E: 0 K: 1 S: 7	H: 0 LOB: 0 BB: 0 P: 11	1B: 2 2B: 4 3B: 0 HR: 3	SF: 0 SAC: 0 DP: 0 HBP: 2	WP: 0 PB: 0 SB: 0 CS: 0	PA: 42					
PITCHER	IP	WLS	BF	H	R	ER	SO	BB	IBB	HBP	BLK	WP	HR	S	P	ERA	WHIP										
Jerome Williams, R (1, 1) ERA: 5.18	5.1	L	28	7	7	7	2	3	0	2	0	0	2	52	84	11.81	1.875										
Glendon Rusch, L (6, 1) ERA: 3.98	1.2		8	2	2	2	2	0	1	0	0	0	1	13	26	10.80	1.200										
34 Kerry Wood, R (8, 1) ERA: 4.5	1.0		3	0	0	0	1	0	0	0	0	0	0	8	13	0.00	0.000										
13 Will Ohman, L (9, 1) ERA: 2.6	1.0		3	0	0	0	1	0	0	0	0	0	0	7	11	0.00	0.000										

Cincinnati Reds @ Chicago Cubs
Wrigley Field, Chicago, IL
 Mon Aug 08 2005, 7:05 PM CDT
 Att: 39,965 - Party Cloudy - 86 F

livebaseballscorecards.com

AB	36
R	9
H	9
RBI	9
BB	4
SO	6
LOB	16



Batter	1	2	3	4	5	6	7	8	9	AB R H RBI BB SO LOB	TOP																
Felipe Lopez, S (1, 6) OBP: 0.332, SLG: 0.474	1-0 F7		0-3 K		3-2 G4-3		2-3 K		2-3 K	5 0 0 0 0 3 1																	
Jason LaRue, R (1, 2) OBP: 0.367, SLG: 0.471	1-0 F8		3-2 2B		1-2 G5-3			2-2 HR	0-0 1B	5 2 3 2 0 0 0																	
Ken Griffey Jr., L (1, 8) OBP: 0.359, SLG: 0.543	2-2 1B		2-3 K			2-1 HR		2-3 K	2-2 E6 1B	5 1 2 1 0 2 3																	
Adam Dunn, L (1, 7) 25 David Weathers, R (9, 1)	2-1 F8		0-3 K		1-2 G4-3			0-3 K	0-0 FC6-4 1B	5 0 1 1 0 2 2 0 0 0 0 0 0 0																	
Sean Casey, L (1, 3) OBP: 0.370, SLG: 0.429		3-1 E 2B		1-1 1B		1-1 G6-3		1-1 G4-3	1-1 FC6-4	5 1 2 0 0 0 2																	
Austin Kearns, R (1, 9) OBP: 0.313, SLG: 0.422		2-2 E9 12 G5-4-3 1B		3-2 F9		1-3 K			4-2 1B 2B BB	3 1 1 0 1 1 1																	
12 Edwin Encarnación, R (1, 5) OBP: 0.310, SLG: 0.431		1-1 G5-4-3		3-3 K			0-0 HR		3-1 L6	4 1 1 1 0 1 3																	
Ray Olmedo, S (1, 4) OBP: 0.364, SLG: 0.548		1-1 1B		0-3 K			3-3 K		0-0 2B 1B	4 1 2 0 0 2 1																	
39 Aaron Harang, R (1, 1) OBP: 0.019, SLG: 0.019 Jason Standridge, R (8, 1) Kent Mercker, L (8, 1) Jacob Cruz, L (9, PH) OBP: 0.291, SLG: 0.394 6 Ryan Freel, R (9, PR) OBP: 0.387, SLG: 0.380		1-3 K		0-3 K			1-3 K		2-0 WP 1B 2B	3 0 0 0 0 0 3 1 0 0 0 0 0 0 0 0 0 0 0 0 0 0 0 0 1 0 1 2 0 0 0 0 0 1 0 0 0 0 0 0																	
Inning Stats	R: 0 E: 0 K: 0 S: 7	H: 1 LOB: 1 BB: 0 P: 13	R: 1 E: 1 K: 1 S: 13	H: 3 LOB: 1 BB: 0 P: 21	R: 0 E: 0 K: 3 S: 12	H: 1 LOB: 1 BB: 0 P: 17	R: 0 E: 0 K: 2 S: 11	H: 1 LOB: 1 BB: 0 P: 18	R: 0 E: 0 K: 1 S: 11	H: 0 LOB: 0 BB: 0 P: 15	R: 1 E: 0 K: 1 S: 11	H: 1 LOB: 0 BB: 0 P: 16	R: 1 E: 0 K: 3 S: 11	H: 1 LOB: 0 BB: 0 P: 17	R: 1 E: 0 K: 2 S: 13	H: 1 LOB: 0 BB: 0 P: 18	R: 4 E: 1 K: 1 S: 17	H: 4 LOB: 2 BB: 1 P: 31	1B: 7 2B: 3 3B: 0 HR: 3	SF: 0 SAC: 0 DP: 1 HBP: 0	WP: 1 PB: 0 SB: 0 CS: 0	PA: 41					
PITCHER	IP	WLS	BF	H	R	ER	SO	BB	IBB	HBP	BLK	WP	HR	S	P	ERA	WHIP										
22 Mark Prior, R (1, 1) ERA: 3.65	7.0		28	8	3	3	11	0	0	0	0	0	2	76	117	3.86	1.143										
13 Will Ohman, L (8, 1) ERA: 2.83	1.0	L	4	1	1	1	2	0	0	0	0	0	1	13	18	9.00	1.000										
Scott Williamson, R (9, 1) ERA: 7.71	0.1		3	1	2	2	0	1	0	0	0	0	0	5	12	54.00	6.000										
46 Ryan Dempster, R (9, 1) ERA: 4.06	0.2		6	3	2	1	1	0	0	0	0	1	0	12	19	13.50	4.500										

Cincinnati Reds @ Chicago Cubs
Wrigley Field, Chicago, IL
Tue Aug 09 2005, 1:20 PM CDT
Att. 38,368 - Sunny - 90 F

livebaseballscorecards.com

AB	40
R	8
H	13
RBI	7
BB	1
SO	14
LOB	14



BOTTOM

Cincinnati Reds @ Chicago Cubs
Wrigley Field, Chicago, IL
Tue Aug 09 2005, 1:20 PM CDT
Att: 38,368 - Sunny - 90 F

livebaseballscorecards.com

AB 34
R 3
H 8
RBI 3
BB 0
SO 6
LOB 11



WP: 0 PA: 35
PB: 0
SB: 0
CS: 0

AB	R	H	RBI	BB	SO	LOB
4	0	2	2	0	1	1
4	0	1	0	0	0	1
4	0	1	0	0	0	2
4	0	0	0	0	0	3
4	0	0	0	0	2	3
0	0	0	0	0	0	0
4	1	1	1	0	1	1
4	1	1	0	0	1	0
3	1	1	0	0	0	0
1	0	0	0	0	1	0
1	0	1	0	0	0	0
1	0	0	0	0	0	0
0	0	0	0	0	0	0
0	0	0	0	0	0	0
0	0	0	0	0	0	0
0	0	0	0	0	0	0

Batter	1	2	3	4	5	6	7	8	9
Matt Lawton, L (1, 7) OBP: 0.371, SLG: 0.422	2-2 1B 1B	1-0 2B 2B		1-0 G3			3-3 K		
Todd Walker, L (1, 4) OBP: 0.345, SLG: 0.460	0-2 1B 1-2	0-0 F7			2-2 F9		1-2 F9		
25 Derrek Lee, R (1, 3) OBP: 0.427, SLG: 0.675	3-2 F4		0-0 2B		3-0 F8			2-1 P6	
16 Aramis Ramirez, R (1, 5) OBP: 0.358, SLG: 0.570	1-0 F8		1-0 F9		1-1 F9			0-0 F7	
Jeremy Burnitz, L (1, 9) OBP: 0.326, SLG: 0.446	1-1 P5		1-3 K			0-0 P5		2-3 K	
46 Ryan Dempster, R (9, 1) OBP: 0.077, SLG: 0.077									
Nomar Garciaparra, R (1, 6) OBP: 0.247, SLG: 0.242		2-2 G6-3	2-2 G6-3			0-0 HR			1-3 K
Corey Patterson, L (1, 8) OBP: 0.269, SLG: 0.377		0-0 SH1-4 2B 1B		0-3 K		0-2 L8			1-0 F7
24 Henry Blanco, R (1, 2) OBP: 0.273, SLG: 0.394		0-1 SH1-4 2B 1B		3-2 P5		1-0 F9			2-3 K
Michael Barrett, R (9, PH) OBP: 0.339, SLG: 0.469									
22 Mark Prior, R (1, 1) OBP: 0.273, SLG: 0.258		0-1 SH1-4		0-0 E9			1-2 G4-3		
Jose Macias, S (7, PH) OBP: 0.307, SLG: 0.358									
13 Will Ohman, L (8, 1) OBP: 0.339, SLG: 0.469									
Scott Williamson, R (9, 1) OBP: 0.339, SLG: 0.469									
Todd Hollandsworth, L (9, 9) OBP: 0.300, SLG: 0.389		1-2 2-3							

Inning	R	H	E	K	S	R	H	E	K	S	R	H	E	K	S	R	H	E	K	S	R	H	E	K	S	R	H	E	K	S	R	H	E	K	S		
1	0	2	0	13	20	2	3	0	10	13	0	1	0	8	14	0	0	0	7	8	0	0	0	15	0	0	0	6	10	0	0	0	8	12			
2	0	0	0	0	0	0	0	0	0	0	0	0	0	0	0	0	0	0	0	0	0	0	0	0	0	0	0	0	0	0	0	0	0	0	0		
3	0	1	0	0	18	0	0	0	0	0	0	0	0	0	0	0	0	0	0	0	0	0	0	0	0	0	0	0	0	0	0	0	0	0	0	0	
4	0	0	0	0	0	0	0	0	0	0	0	0	0	0	0	0	0	0	0	0	0	0	0	0	0	0	0	0	0	0	0	0	0	0	0	0	
5	0	0	0	0	0	0	0	0	0	0	0	0	0	0	0	0	0	0	0	0	0	0	0	0	0	0	0	0	0	0	0	0	0	0	0	0	0
6	1	1	0	0	8	0	0	0	0	8	0	0	0	0	0	0	0	0	0	0	0	0	0	0	0	0	0	0	0	0	0	0	0	0	0	0	0
7	0	0	0	0	0	0	0	0	0	0	0	0	0	0	0	0	0	0	0	0	0	0	0	0	0	0	0	0	0	0	0	0	0	0	0	0	0
8	0	0	0	0	0	0	0	0	0	0	0	0	0	0	0	0	0	0	0	0	0	0	0	0	0	0	0	0	0	0	0	0	0	0	0	0	0
9	0	0	0	0	0	0	0	0	0	0	0	0	0	0	0	0	0	0	0	0	0	0	0	0	0	0	0	0	0	0	0	0	0	0	0	0	0

PITCHER	IP	WLS	BF	H	R	ER	SO	BB	IBB	HBP	BLK	WP	HR	S	P	ERA	WHIP
39 Aaron Harang, R (1, 1) ERA: 3.9	7.0	W	29	8	3	3	3	0	0	0	0	0	1	75	105	3.86	1.143
Jason Standridge, R (8, 1) ERA: 2.08	0.2	H	2	0	0	0	0	0	0	0	0	0	0	3	5	0.00	0.000
Kent Mercker, L (8, 1) ERA: 2.68	0.1	H	1	0	0	0	1	0	0	0	0	0	0	3	5	0.00	0.000
25 David Weathers, R (9, 1) ERA: 3.81	1.0		3	0	0	0	2	0	0	0	0	0	0	8	12	0.00	0.000

Batter	1	2	3	4	5	6	7	8	9	AB R H RBI BB SO LOB	TOP															
6 Ryan Freel, R OBP: 0.390, SLG: 0.395 Ray Olmedo, S OBP: 0.343, SLG: 0.515	0-0 HR		0-1 F8	0-0 2B 1B	2-1 G4-3		0-2 F7			3 2 2 3 0 0 0 2 0 0 0 0 0 1																
Rich Aurilia, R OBP: 0.311, SLG: 0.434	1-2 G5-3		3-2 G6-3	2-0 F9	2-2 F9			0-0 G4-3		5 0 0 0 0 0 2																
Ken Griffey Jr., L OBP: 0.359, SLG: 0.544	1-1 F9		1-2 1B	2-0 BB 1B 2B		3-3 K		3-2 F8		5 1 2 2 0 1 0																
Wily Mo Peña, R OBP: 0.309, SLG: 0.507 Jacob Cruz, L OBP: 0.288, SLG: 0.390	2-2 BB HBP		1-3 K	1-3 K		4-2 BB		1-3 K		2 0 0 0 1 2 2 1 0 0 0 0 1 0																
Adam Dunn, L OBP: 0.394, SLG: 0.596	4-1 BB			0-0 BB 1B		0-3 K		4-0 BB		2 1 1 0 3 1 1																
Austin Kearns, R OBP: 0.315, SLG: 0.419	0-3 K			0-2 BB 1B		2-2 F7		0-3 K		4 1 1 0 1 2 4																
Jason LaRue, R OBP: 0.371, SLG: 0.467			2-2 F8	4-2 BB 1B		4-2 BB FC5-4		0-3 K		2 1 0 1 3 1 1																
12 Edwin Encarnación, R OBP: 0.303, SLG: 0.406			0-2 G6-3	4-0 BB 1B		0-0 FC5-4		0-3 K		4 1 0 1 1 2 5																
22 Eric Milton, L OBP: 0.222, SLG: 0.349 31 Matt Belisle, R OBP: 0.143, SLG: 0.143			1-1 G4-3	4-2 F9 2B BB		3-2 F8				3 1 0 1 1 1 1 0 0 0 0 0 0 0																
Inning Stats	R: 1 E: 0 K: 1 S: 12	H: 1 LOB: 2 BB: 1 P: 20	R: 0 E: 0 K: 0 S: 8	H: 0 LOB: 0 BB: 0 P: 11	R: 0 E: 0 K: 1 S: 12	H: 1 LOB: 1 BB: 0 P: 17	R: 7 E: 0 K: 2 S: 24	H: 4 LOB: 3 BB: 6 P: 54	R: 0 E: 0 K: 0 S: 8	H: 0 LOB: 0 BB: 0 P: 15	R: 0 E: 0 K: 2 S: 11	H: 0 LOB: 1 BB: 1 P: 20	R: 0 E: 0 K: 1 S: 10	H: 0 LOB: 1 BB: 1 P: 15	R: 0 E: 0 K: 1 S: 9	H: 0 LOB: 0 BB: 0 P: 13	R: 0 E: 0 K: 3 S: 10	H: 0 LOB: 1 BB: 1 P: 14	1B: 4 2B: 1 3B: 0 HR: 1	SF: 0 SAC: 0 DP: 0 HBP: 1	WP: 0 PB: 0 SB: 0 CS: 0	PA: 44				
PITCHER	IP WLS BF H R ER SO BB IBB HBP BLK WP HR S P ERA WHIP	IP WLS BF H R ER SO BB IBB HBP BLK WP HR S P ERA WHIP	IP WLS BF H R ER SO BB IBB HBP BLK WP HR S P ERA WHIP	IP WLS BF H R ER SO BB IBB HBP BLK WP HR S P ERA WHIP	IP WLS BF H R ER SO BB IBB HBP BLK WP HR S P ERA WHIP	IP WLS BF H R ER SO BB IBB HBP BLK WP HR S P ERA WHIP	IP WLS BF H R ER SO BB IBB HBP BLK WP HR S P ERA WHIP	IP WLS BF H R ER SO BB IBB HBP BLK WP HR S P ERA WHIP	IP WLS BF H R ER SO BB IBB HBP BLK WP HR S P ERA WHIP	IP WLS BF H R ER SO BB IBB HBP BLK WP HR S P ERA WHIP	IP WLS BF H R ER SO BB IBB HBP BLK WP HR S P ERA WHIP	IP WLS BF H R ER SO BB IBB HBP BLK WP HR S P ERA WHIP	IP WLS BF H R ER SO BB IBB HBP BLK WP HR S P ERA WHIP	IP WLS BF H R ER SO BB IBB HBP BLK WP HR S P ERA WHIP	IP WLS BF H R ER SO BB IBB HBP BLK WP HR S P ERA WHIP	IP WLS BF H R ER SO BB IBB HBP BLK WP HR S P ERA WHIP	IP WLS BF H R ER SO BB IBB HBP BLK WP HR S P ERA WHIP	IP WLS BF H R ER SO BB IBB HBP BLK WP HR S P ERA WHIP	IP WLS BF H R ER SO BB IBB HBP BLK WP HR S P ERA WHIP	IP WLS BF H R ER SO BB IBB HBP BLK WP HR S P ERA WHIP	IP WLS BF H R ER SO BB IBB HBP BLK WP HR S P ERA WHIP	IP WLS BF H R ER SO BB IBB HBP BLK WP HR S P ERA WHIP	IP WLS BF H R ER SO BB IBB HBP BLK WP HR S P ERA WHIP	IP WLS BF H R ER SO BB IBB HBP BLK WP HR S P ERA WHIP		
53 Rich Hill, L ERA: 8.57	(1, 1) 3.0 L 18 4 6 6 2 4 0 1 0 0 1 43 71 18.00 2.667	(4, 1) 2.0 11 2 2 2 2 2 1 0 0 0 0 21 46 9.00 2.000	(6, 1) 1.0 4 0 0 0 2 1 0 0 0 0 0 11 20 0.00 1.000	(7, 1) 1.0 4 0 0 0 1 1 0 0 0 0 0 10 15 0.00 1.000	(8, 1) 1.0 3 0 0 0 1 0 0 0 0 0 0 9 13 0.00 0.000	34 Kerry Wood, R ERA: 4.42 (9, 1) 1.0 4 0 0 0 3 1 0 0 0 0 0 10 14 0.00 1.000																				

Cincinnati Reds @ Chicago Cubs
Wrigley Field, Chicago, IL
Wed Aug 10 2005, 1:20 PM CDT
Att. 38,405 - Sunny - 81 F

livebaseballscorecards.com

AB	33
R	8
H	6
RBI	8
BB	10
SO	11
LOB	17



Batter	1	2	3	4	5	6	7	8	9	AB R H RBI BB SO LOB	TOP											
Felipe Lopez, S (1, 6) OBP: 0.335, SLG: 0.473	1-2 1B	1-2 FC6-4		4-0 BB	4-1 BB			1-2 G4-3		3 1 1 0 2 0 2												
Rich Aurilia, R (1, 4) OBP: 0.310, SLG: 0.430	0-0 F9		3-2 G5-3	3-3 K	2-3 K			1-2 1B		5 0 1 0 0 2 5												
25 David Weathers, R (8, 1)										0 0 0 0 0 0 0												
Ken Griffey Jr., L (1, 8) OBP: 0.357, SLG: 0.538	0-0 L6		4-1 1B	2-2 P5		2-2 G1-3		1-2 F8		4 1 0 0 1 0 3												
Austin Kearns, R (1, 9) OBP: 0.317, SLG: 0.418	3-1 WP		1-3 K		0-0 1B	1-0 G3			1-1 L7	5 1 2 1 0 1 1												
Sean Casey, L (1, 3) OBP: 0.373, SLG: 0.430	1-2 G3		0-1 1B		4-0 1B	0-0 1B			0-0 G6-3	4 1 2 0 1 0 1												
Adam Dunn, L (1, 7) OBP: 0.396, SLG: 0.594			0-0 1B		2-2 F3	1-0 PO	1-0 G6-3		4-0 WP	3 0 1 1 2 0 2												
Jason LaRue, R (1, 2) OBP: 0.375, SLG: 0.468			1-0 FC3-5	2-2 G6-3		0-0 1B			4-2 BB	4 0 2 1 1 1 2												
12 Edwin Encarnación, R (1, 5) OBP: 0.296, SLG: 0.432			2-3 K		1-0 HR	1-0 G1-3	3-2 P3		1-1 F7	5 1 1 1 0 1 6												
Luke Hudson, R (1, 1) OBP: 0.353, SLG: 0.375			0-0 FC3-5		1-3 K	1-2 BB		1-3 K		3 0 1 1 0 1 2												
Jason Standridge, R (7, 1)										0 0 0 0 0 0 0												
6 Ryan Freel, R (8, PH) OBP: 0.389, SLG: 0.394										1 0 0 0 0 1 0												
Kent Mercker, L (8, 1)										0 0 0 0 0 0 0												
Ray Olmedo, S (8, 4) OBP: 0.343, SLG: 0.515										0 0 0 0 0 0 0												
Inning Stats	R: 1 E: 1 K: 0 S: 11	H: 2 LOB: 1 BB: 0 P: 16	R: 0 E: 0 K: 1 S: 13	H: 1 LOB: 2 BB: 1 P: 21	R: 1 E: 0 K: 1 S: 15	H: 2 LOB: 2 BB: 1 P: 25	R: 1 E: 0 K: 2 S: 10	H: 1 LOB: 1 BB: 1 P: 21	R: 2 E: 0 K: 1 S: 14	H: 3 LOB: 3 BB: 2 P: 28	R: 0 E: 0 K: 0 S: 6	H: 1 LOB: 0 BB: 0 P: 10	R: 0 E: 0 K: 1 S: 7	H: 0 LOB: 0 BB: 0 P: 14	R: 0 E: 0 K: 1 S: 12	H: 1 LOB: 1 BB: 0 P: 16	R: 0 E: 0 K: 0 S: 8	H: 0 LOB: 2 BB: 2 P: 18	1B: 10 2B: 0 3B: 0 HR: 1	SF: 0 SAC: 0 DP: 0 HBP: 0	WP: 2 PB: 0 SB: 0 CS: 0	PA: 45
PITCHER	IP WLS BF H R ER SO BB IBB HBP BLK WP HR S P ERA WHIP																					
39 Chris Capuano, L (1, 1) ERA: 3.77	4.1 L 25 8 5 4 4 4 0 0 0 1 1 55 95 8.31 2.769																					
Justin Lehr, R (5, 1) ERA: 3.95	1.2 7 2 0 0 1 1 0 0 0 0 0 14 26 0.00 1.800																					
Jorge De La Rosa, L (7, 1) ERA: 4.54	2.0 7 1 0 0 2 0 0 0 0 0 0 19 30 0.00 0.500																					
Derrick Turnbow, R (9, 1) ERA: 2.01	1.0 5 0 0 0 0 2 0 0 0 1 0 8 18 0.00 2.000																					

Cincinnati Reds @ Milwaukee Brewers
 Miller Park, Milwaukee, WI
 Fri Aug 12 2005, 7:05 PM CDT
 Att. 24,103 - Overcast - 80 F

AB	37
R	5
H	11
RBI	5
BB	7
SO	7
LOB	24



BOTTOM

Cincinnati Reds @ Milwaukee Brewers
Miller Park, Milwaukee, WI

Fri Aug 12 2005, 7:05 PM CDT
Att. 24,103 - Overcast - 80 F

livebaseballscorecards.com

AB	30
R	3
H	7
RBI	3
BB	6
SO	6
LOB	21



WP:	0	PA:	40
PB:	0		
SB:	0		
CS:	1		

AB R H RBI BB SO LOB

5	2	3	2	0	0	2
4	0	0	0	1	0	1
4	1	1	0	1	0	0
3	0	2	0	1	0	2
3	0	1	1	0	1	3
3	0	0	0	0	1	2
2	0	0	0	2	1	3
3	0	0	0	1	1	4
1	0	0	0	0	1	1
0	0	0	0	0	0	0
1	0	0	0	0	0	0
0	0	0	0	0	0	0
1	0	0	0	0	1	3
0	0	0	0	0	0	0

Batter	1	2	3	4	5	6	7	8	9
23 Rickie Weeks Jr., R OBP: 0.361, SLG: 0.448	1-0 HR	3-2 G5-3			0-0 HR		3-1 F9-3 1B		1-2 G4-3
2 Bill Hall, R OBP: 0.315, SLG: 0.485	0-0 P3		0-1 G6-3		4-2 1B BB		3-1 F9-3 1-2		3-2 L9
Lyle Overbay, L OBP: 0.374, SLG: 0.467	4-0 1B SF9 BB		0-2 F9		2-1 1B		1-0 G4-3		0-0 G3
Carlos Lee, R OBP: 0.335, SLG: 0.521	2-2 CS 1B		2-1 2B		1-1 P5			4-2 SH 1B BB	
Geoff Jenkins, L OBP: 0.376, SLG: 0.492	1-0 SF9		0-0 G4-3		3-3 K			1-1 SH 1B	
Damian Miller, R OBP: 0.327, SLG: 0.399	1-1 CS 1-2	0-3 K		1-2 G5-3	1-1 G6-3			0-0 SH	
Russell Branyan, L OBP: 0.381, SLG: 0.519		4-0 39 SH1-4 BB		4-2 BB		3-2 F9		0-3 K	
Chris Magruder, S OBP: 0.287, SLG: 0.342		4-0 39 SH1-4 BB		0-0 F8		0-2 G3		1-3 K	
39 Chris Capuano, L Justin Lehr, R Trent Durrington, R Jorge De La Rosa, L Wes Helms, R Derrick Turnbow, R		2-1 SH1-4		2-3 K		1-0 P3		3-2 K	

Inning Stats	R: 2	H: 2	E: 0	K: 0	S: 7	LOB: 0	BB: 1	P: 16	R: 0	H: 0	E: 0	K: 1	S: 8	LOB: 2	BB: 2	P: 21	R: 0	H: 1	E: 0	K: 0	S: 8	LOB: 1	BB: 0	P: 10	R: 0	H: 0	E: 0	K: 1	S: 10	LOB: 1	BB: 1	P: 17	R: 1	H: 2	E: 0	K: 1	S: 14	LOB: 2	BB: 1	P: 25	R: 0	H: 0	E: 0	K: 0	S: 8	LOB: 0	BB: 0	P: 12	R: 0	H: 1	E: 0	K: 0	S: 5	LOB: 0	BB: 0	P: 12	R: 0	H: 1	E: 1	K: 3	S: 14	LOB: 3	BB: 1	P: 23	R: 0	H: 0	E: 0	K: 0	S: 9	LOB: 0	BB: 0	P: 13	1B: 4	SF: 1	2B: 2	SAC: 2	3B: 0	DP: 1	HR: 2	HBP: 0	WP: 0	PA: 40
--------------	------	------	------	------	------	--------	-------	-------	------	------	------	------	------	--------	-------	-------	------	------	------	------	------	--------	-------	-------	------	------	------	------	-------	--------	-------	-------	------	------	------	------	-------	--------	-------	-------	------	------	------	------	------	--------	-------	-------	------	------	------	------	------	--------	-------	-------	------	------	------	------	-------	--------	-------	-------	------	------	------	------	------	--------	-------	-------	-------	-------	-------	--------	-------	-------	-------	--------	-------	--------

PITCHER	IP	WLS	BF	H	R	ER	SO	BB	IBB	HBP	BLK	WP	HR	S	P	ERA	WHIP	
Luke Hudson, R ERA: 7.49	(1, 1)	6.0	W	27	5	3	3	3	5	0	0	0	0	2	55	101	4.50	1.667
Jason Standridge, R ERA: 1.96	(7, 1)	1.0	H	3	1	0	0	0	0	0	0	0	0	5	12	0.00	1.000	
Kent Mercker, L ERA: 2.66	(8, 1)	0.1	H	4	1	0	1	1	0	0	0	0	0	8	13	0.00	6.000	
25 David Weathers, R ERA: 3.7	(8, 1)	1.2	S	5	0	0	2	0	0	0	0	0	0	15	23	0.00	0.000	

Batter	1	2	3	4	5	6	7	8	9	AB R H RBI BB SO LOB	TOP											
Felipe Lopez, S (1, 6) OBP: 0.333, SLG: 0.471	2-2 G4-3		3-1 1B		0-2 G6-4-3		0-1 SF8		2-2 F7	4 0 1 1 0 0 1												
6 Ryan Freel, R (1, 4) OBP: 0.389, SLG: 0.402	0-1 L8		1-1 1B			0-1 G4-3	1-2 3B		0-0 F8	5 0 2 2 0 0 0												
Ken Griffey Jr., L (1, 8) OBP: 0.353, SLG: 0.532	1-0 G4-3		0-2 G4-3			0-1 F7	0-3 K		1-0 G1-3	5 0 0 0 0 1 3												
Adam Dunn, L (1, 7) OBP: 0.397, SLG: 0.593		2-1 1B		1-2 P6		2-2 1B		2-2 G6-3		4 0 2 0 0 0 0												
Sean Casey, L (1, 3) OBP: 0.374, SLG: 0.433		1-3 SAFE		0-0 2B		0-1 G3		0-0 1B		4 1 2 0 0 1 2												
Austin Kearns, R (1, 9) OBP: 0.316, SLG: 0.415		0-3 K		0-0 F8			3-1 F7	0-0 1B		4 0 1 0 0 1 2												
Javier Valentin, S (1, 2) OBP: 0.380, SLG: 0.563		3-3 SAFE		0-1 G4-3			0-0 1B	1-0 2B		3 1 1 0 0 1 2												
12 Edwin Encarnación, R (8, PH) OBP: 0.305, SLG: 0.453							1B	1B		1 0 1 1 0 0 0												
Jason Standridge, R (8, 1)							SF8	1B		0 0 0 0 0 0 0												
25 David Weathers, R (9, 1)		1-2 K					1B	2B		0 0 0 0 0 0 0												
Rich Aurilia, R (1, 5) OBP: 0.318, SLG: 0.434			1-1 1B		0-0 G6-4-3		4-2 SF8	4-0 1B		2 1 2 0 2 0 0												
Ramon Ortiz, R (1, 1) OBP: 0.135, SLG: 0.167			0-0 B3		0-2 B3		1-0 1B	1-2 IBB		2 0 0 0 0 0 2												
Jacob Cruz, L (7, PH) OBP: 0.295, SLG: 0.396										1 1 1 0 0 0 0												
31 Matt Belisle, R (7, 1) OBP: 0.143, SLG: 0.143										0 0 0 0 0 0 0												
Jason LaRue, R (8, PH) OBP: 0.373, SLG: 0.466										1 0 0 0 0 0 3												
Inning Stats	R: 0 E: 0 K: 0 S: 6	H: 0 LOB: 0 BB: 0 P: 9	R: 0 E: 0 K: 3 S: 13	H: 1 LOB: 1 BB: 0 P: 19	R: 0 E: 0 K: 0 S: 10	H: 3 LOB: 2 BB: 0 P: 15	R: 0 E: 0 K: 0 S: 7	H: 1 LOB: 1 BB: 0 P: 8	R: 0 E: 0 K: 0 S: 7	H: 1 LOB: 0 BB: 0 P: 7	R: 0 E: 0 K: 0 S: 9	H: 1 LOB: 1 BB: 0 P: 11	R: 3 E: 0 K: 1 S: 18	H: 3 LOB: 1 BB: 1 P: 27	R: 1 E: 0 K: 0 S: 9	H: 3 LOB: 2 BB: 1 P: 17	R: 0 E: 0 K: 0 S: 7	H: 0 LOB: 0 BB: 0 P: 10	1B: 10 2B: 2 3B: 1 HR: 0	SF: 1 SAC: 0 DP: 2 HBP: 0	WP: 1 PB: 0 SB: 0 CS: 0	PA: 39
PITCHER	IP WLS BF H R ER SO BB IBB HBP BLK WP HR S P ERA WHIP																					
Tomo Ohka, R (1, 1) ERA: 3.82	6.1 L 27 9 3 3 3 1 0 0 0 1 0 60 85 4.26 1.579																					
Dana Eveland, L (7, 1) ERA: 3.0	1.0 B 8 4 1 1 1 0 1 0 0 0 0 16 24 9.00 4.000																					
Rick Helling, R (8, 1) ERA: 6.75	1.2 4 0 0 0 0 0 0 0 0 0 0 10 14 0.00 0.000																					

Cincinnati Reds @ Milwaukee Brewers
 Miller Park, Milwaukee, WI
 Sat Aug 13 2005, 6:05 PM CDT
 Att. 41,282 - Cloudy - 70 F

livebaseballscorecards.com

AB	36
R	4
H	13
RBI	4
BB	2
SO	4
LOB	15



Batter	1	2	3	4	5	6	7	8	9	AB R H RBI BB SO LOB	TOP														
6 Ryan Freel, R OBP: 0.385, SLG: 0.397 (1, 4) (8, 9)	0-3 K		1-2 G6-3		1-3 K			0-0 SH3-4		3 0 0 0 0 2 1															
Sean Casey, L OBP: 0.375, SLG: 0.433 (1, 3)	1-1 1B		0-0 1B			0-1 F9		0-0 FC3-2 1B		4 0 2 1 0 0 2															
Ken Griffey Jr., L OBP: 0.355, SLG: 0.539 (1, 8)	3-3 K			2-1 HR		2-3 K		2-1 1B		4 1 2 2 0 2 1															
Austin Kearns, R OBP: 0.311, SLG: 0.408 31 Matt Belisle, R OBP: 0.143, SLG: 0.143 Kent Mercker, L Jason Standridge, R (1, 9) (8, 1) (8, 1) (8, 1)	2-3 K			1-3 K		3-2 P4		1-2 3-H 1B 1-0 L9		4 0 0 0 0 2 3 0															
Adam Dunn, L OBP: 0.393, SLG: 0.587 (1, 7)		1-3 K		2-2 F9			3-1 G6-3		2-2 P2	4 0 0 0 0 1 0															
Jason LaRue, R OBP: 0.372, SLG: 0.466 (1, 2)		1-0 G6-3		0-1 2B			0-0 G6-3		2-2 L7	4 0 1 0 0 0 0															
12 Edwin Encarnación, R OBP: 0.291, SLG: 0.430 (1, 5)		1-1 P2		1-0 G5-3			1-0 P6		0-3 K	4 0 0 0 0 1 1															
Ray Olmedo, S OBP: 0.368, SLG: 0.500 (1, 6) (8, 4)			4-2 1B 6 S BB		0-1 P3			4-2 SH3-4 6 S FC3-2 BB		1 1 0 0 2 0 0															
Brandon Claussen, R OBP: 0.079, SLG: 0.028 56 Todd Coffey, R Felipe Lopez, S OBP: 0.335, SLG: 0.471 (1, 1) (7, 1) (8, PH) (8, 6)	0-3 K 1 SAFE 1 SAFE		0-3 K		1-3 K			4-2 FC3-2 6 SH3-4 1B BB		2 0 0 0 0 2 1 0 0 0 0 0 0 0 0 1 0 0 1 0 0															
Inning Stats	R: 0 E: 0 K: 3 S: 13	H: 1 LOB: 1 BB: 0 P: 19	R: 0 E: 0 K: 1 S: 6	H: 0 LOB: 0 BB: 0 P: 9	R: 1 E: 0 K: 1 S: 14	H: 1 LOB: 1 BB: 1 P: 19	R: 1 E: 0 K: 1 S: 17	H: 2 LOB: 1 BB: 0 P: 23	R: 0 E: 0 K: 2 S: 10	H: 0 LOB: 0 BB: 0 P: 12	R: 0 E: 0 K: 1 S: 9	H: 0 LOB: 0 BB: 0 P: 14	R: 0 E: 0 K: 0 S: 4	H: 0 LOB: 0 BB: 0 P: 8	R: 1 E: 0 K: 1 S: 14	H: 1 LOB: 2 BB: 2 P: 25	R: 0 E: 0 K: 1 S: 9	H: 0 LOB: 0 BB: 0 P: 13	1B: 3 2B: 1 3B: 0 HR: 1	SF: 0 SAC: 1 DP: 0 HBP: 0	WP: 0 PB: 0 SB: 2 CS: 0	PA: 34			
PITCHER	IP	WLS	BF	H	R	ER	SO	BB	IBB	HBP	BLK	WP	HR	S	P	ERA	WHIP								
Doug Davis, L ERA: 4.2 (1, 1)	7.0		25	4	2	2	9	1	0	0	0	0	1	73	104	2.57	0.714								
52 Jose Capellan, R ERA: 27.0 (8, 1)	0.1	H	3	0	1	1	0	2	0	0	0	0	0	10	18	27.00	6.000								
Jorge De La Rosa, L ERA: 4.5 (8, 1)	0.1	B	2	1	0	0	0	0	0	0	0	0	0	3	5	0.00	3.000								
Kane Davis, R ERA: (8, 1)	1.1	W	4	0	0	0	1	0	0	0	0	0	0	10	15	0.00	0.000								

Cincinnati Reds @ Milwaukee Brewers
Miller Park, Milwaukee, WI
Sun Aug 14 2005, 1:05 PM CDT
Att. 29,262 - Partly Cloudy - 75 F

livebaseballscorecards.com

AB	30
R	3
H	5
RBI	3
BB	3
SO	10
LOB	9



San Francisco Giants @ Cincinnati Reds
Great American Ball Park, Cincinnati, OH

Tue Aug 16 2005, 7:10 PM EDT
Att. 16,954 - Overcast - 72 F

AB	42
R	10
H	19
RBI	9
BB	1
SO	4
LOB	21



WP:	0	PA:	45
PB:	0		
SB:	0		
CS:	1		

AB R H RBI BB SO LOB

5 0 2 2 0 0 3

5 0 2 0 0 0 2

5 1 0 0 0 2 3

5 4 5 0 0 0 0

5 0 1 1 0 1 4

4 1 2 0 1 0 2

5 2 5 5 0 0 0

5 1 1 0 0 0 5

0 0 0 0 0 0 0
1 0 0 0 0 0 0
0 0 0 0 0 0 0
1 1 1 1 0 0 0
0 0 0 0 0 0 0
0 0 0 0 0 0 0
1 0 0 0 0 1 2
0 0 0 0 0 0 0

1B: 12 SF: 0
2B: 4 SAC: 1
3B: 1 DP: 2
HR: 2 HBP: 1

Batter	1	2	3	4	5	6	7	8	9
2 Randy Winn, S OBP: 0.346, SLG: 0.425 (1, 8)	1-2 13 CS 1B	0-0 FC6-4		0-0 2B		0-0 F7		1-0 G6-3	
13 Omar Vizquel, S OBP: 0.342, SLG: 0.372 (1, 6)	3-2 G6-3		0-1 FC4-6 1B	1-0 P3		2-1 G6-4-3 1B		2-2 G6-3	
Lance Niekro, R OBP: 0.303, SLG: 0.496 (1, 3)	3-1 P5		0-2 FC4-6 2B E	0-3 K		2-2 G6-4-3		1-3 K	
Pedro Feliz, R OBP: 0.316, SLG: 0.453 (1, 7)		2-1 1B 2B	1-2 E7 1B 2B		0-0 1B HR		0-1 1B 3B	1-2 1B 2B	
Edgardo Alfonzo, R OBP: 0.341, SLG: 0.365 (1, 5)		1-2 F9	0-2 P5		1-2 F7		0-0 G6-4-3 1B	1-3 K	
Todd Linden, S OBP: 0.274, SLG: 0.377 (1, 9)		0-1 2B FC1-5 1B	1-1 F9		1-1 HR 1B		1-2 G6-4-3	4-0 1B BB	
Deivi Cruz, R OBP: 0.308, SLG: 0.403 (1, 4)		0-0 HBP 1-3 2-H 2B		1-2 1B 2B 1B		0-0 1-H 2-H HR		1-0 1-2 2-H 1B	
Mike Matheny, R OBP: 0.311, SLG: 0.431 (1, 2)		2-2 FC1-5 HBP		1-2 2B SH1-4 1B		3-2 G6-3		0-1 G6-3	
Jason Schmidt, R OBP: 0.119, SLG: 0.171 (1, 1)		3-2 2 FC6-4 HBP		2-1 SH1-4		0-2 P5		0-0 HR	
Jeff Fassero, L (4, 1)									
Jeremy Accardo, R (7, 1)									
Ray Durham, S (8, PH)									
Scott Eyre, L (8, 1)									
LaTroy Hawkins, R (8, 1)									
J.T. Snow, L (9, PH)									
Tyler Walker, R (9, 1)									

Inning Stats	R: 0	H: 1	E: 0	K: 0	S: 9	P: 16	R: 1	H: 3	E: 0	K: 0	S: 15	P: 23	R: 1	H: 2	E: 1	K: 0	S: 13	P: 15	R: 2	H: 3	E: 0	K: 1	S: 16	P: 21	R: 3	H: 3	E: 0	K: 0	S: 14	P: 19	R: 0	H: 1	E: 0	K: 0	S: 6	P: 10	R: 1	H: 3	E: 0	K: 0	S: 9	P: 10	R: 1	H: 1	E: 0	K: 1	S: 8	P: 12	R: 1	H: 2	E: 0	K: 2	S: 11	P: 19	1B: 12	SF: 0	2B: 4	SAC: 1	3B: 1	DP: 2	HR: 2	HBP: 1	WP: 0	PA: 45
--------------	------	------	------	------	------	-------	------	------	------	------	-------	-------	------	------	------	------	-------	-------	------	------	------	------	-------	-------	------	------	------	------	-------	-------	------	------	------	------	------	-------	------	------	------	------	------	-------	------	------	------	------	------	-------	------	------	------	------	-------	-------	--------	-------	-------	--------	-------	-------	-------	--------	-------	--------

PITCHER	IP	WLS	BF	H	R	ER	SO	BB	IBB	HBP	BLK	WP	HR	S	P	ERA	WHIP
22 Eric Milton, L (1, 1)	5.0		27	12	7	6	1	0	0	1	0	0	1	67	94	10.80	2.400
Jason Standridge, R (6, 1)	2.0	L	8	4	1	1	0	0	0	0	0	0	0	15	20	4.50	2.000
Kent Mercker, L (8, 1)	1.0		4	1	1	1	1	0	0	0	0	0	1	8	12	9.00	1.000
25 David Weathers, R (9, 1)	1.0		6	2	1	1	2	1	0	0	0	0	0	11	19	9.00	3.000

PITCHER	IP	WLS	BF	H	R	ER	SO	BB	IBB	HBP	BLK	WP	HR	S	P	ERA	WHIP
---------	----	-----	----	---	---	----	----	----	-----	-----	-----	----	----	---	---	-----	------

BOTTOM

San Francisco Giants @ Cincinnati Reds
Great American Ball Park, Cincinnati, OH

Tue Aug 16 2005, 7:10 PM EDT
Att. 16,954 - Overcast - 72 F

livebaseballscorecards.com

AB	38
R	8
H	11
RBI	8
BB	4
SO	10
LOB	11



WP:	0	PA:	42
PB:	1	SB:	0
CS:	0		

AB R H RBI BB SO LOB

5 1 3 0 0 0 1

5 2 2 4 0 0 2

5 1 3 1 0 0 1

3 1 0 0 2 2 2

1 0 0 0 0 0 2

4 1 2 0 0 1 0

4 1 0 0 1 0 2

4 0 1 3 0 1 0

4 0 0 0 0 3 1

1B:	5	SF:	0
2B:	3	SAC:	0
3B:	0	DP:	0
HR:	3	HBP:	0

Batter	1	2	3	4	5	6	7	8	9
Felipe Lopez, S OBP: 0.336, SLG: 0.473 (1, 6)	1-0 F8		2-1 HR 2B	0-0 F7		0-0 G3 2B		1-0 1B	
Rich Aurilia, R OBP: 0.320, SLG: 0.454 (1, 5)	0-0 F8		1-0 HR 2-H	0-2 HR 1-H		1-0 L9		0-0 L8	
Ken Griffey Jr., L OBP: 0.362, SLG: 0.556 (1, 8)	1-2 PB 1B		2-0 F9 1B	1-2 1B		0-0 G3 2-3		0-1 HR	
Adam Dunn, L OBP: 0.395, SLG: 0.589 (1, 7) (2, 3)	4-1 1-2 BB		4-2 BB 1B 2B BB	3-3 K		0-0 G3		3-3 K2-3	
Sean Casey, L OBP: 0.374, SLG: 0.433 Wily Mo Peña, R OBP: 0.315, SLG: 0.507 (1, 3) (2, 7)	1-2 G3-1		0-0 BB 1B 2B	0-2 FC6-4 1B		1-1 G6-3		1-3 K	
Austin Kearns, R OBP: 0.308, SLG: 0.411 (1, 9)		1-0 F9	4-2 1-2 2-3 2B BB	3-1 FC6-4 1-2f		3-2 G6-3		2-1 G5-3	
Jason LaRue, R OBP: 0.372, SLG: 0.465 (1, 2)		1-0 F8	2-2 1-H 2-H 3-H 2B		1-3 K		0-2 P3		
Ray Olmedo, S OBP: 0.326, SLG: 0.436 (1, 4)		2-3 K	2-3 K		0-3 K			1-2 G3	
22 Eric Milton, L OBP: 0.234, SLG: 0.341 Aaron Holbert, R Jason Standridge, R Kent Mercker, L 12 Edwin Encarnación, R 25 David Weathers, R (1, 1) (5, PH) (6, 1) (8, 1) (8, PH) (9, 1)			3-3 K	4-0 HR BB	1-3 K2-3			1-3 K2-3	

Inning Stats	R: 0 H: 1 E: 0 K: 11 S: 11	R: 0 H: 0 E: 0 K: 5 S: 5	R: 5 H: 4 E: 0 K: 2 S: 22	R: 2 H: 3 E: 0 K: 1 S: 16	R: 0 H: 0 E: 0 K: 3 S: 9	R: 0 H: 1 E: 0 K: 4 S: 4	R: 0 H: 0 E: 0 K: 10 S: 10	R: 0 H: 1 E: 0 K: 1 S: 9	R: 1 H: 1 E: 0 K: 2 S: 10
--------------	----------------------------	--------------------------	---------------------------	---------------------------	--------------------------	--------------------------	----------------------------	--------------------------	---------------------------

PITCHER	IP	WLS	BF	H	R	ER	SO	BB	IBB	HBP	BLK	WP	HR	S	P	ERA	WHIP
Jason Schmidt, R ERA: 4.63 (1, 1)	3.2		23	8	7	7	4	4	0	0	0	0	2	52	91	17.18	3.273
Jeff Fassero, L ERA: 4.38 (4, 1)	2.1	W	8	1	0	0	3	0	0	0	0	0	0	15	21	0.00	0.429
Jeremy Accardo, R ERA: 4.41 (7, 1)	1.0	H	3	0	0	0	0	0	0	0	0	0	0	10	14	0.00	0.000
Scott Eyre, L ERA: 2.82 (8, 1)	0.2	H	3	1	0	0	1	0	0	0	0	0	0	8	11	0.00	1.500
LaTroy Hawkins, R ERA: 3.83 (8, 1)	0.1	H	1	0	0	0	0	0	0	0	0	0	0	1	1	0.00	0.000

PITCHER	IP	WLS	BF	H	R	ER	SO	BB	IBB	HBP	BLK	WP	HR	S	P	ERA	WHIP
Tyler Walker, R ERA: 4.22 (9, 1)	1.0		4	1	1	1	2	0	0	0	0	0	0	10	16	9.00	1.000

Batter	1	2	3	4	5	6	7	8	9	AB	R	H	RBI	BB	SO	LOB
Felipe Lopez, S OBP: 0.340, SLG: 0.476 (1, 6)	0-3 K		0-0 L4 1B		1-1 1B			0-2 K2-4 1B		4	0	3	0	0	1	0
Rich Aurilia, R OBP: 0.322, SLG: 0.455 (1, 4)	2-2 1B SF9 1B		2-1 1B		0-1 F7			1-3 K2-4 1-2f		4	1	2	0	0	1	2
Ken Griffey Jr., L OBP: 0.361, SLG: 0.554 (1, 8)	1-1 1B		1-1 SF9						2-2 K	3	0	1	1	0	1	0
Austin Kearns, R OBP: 0.307, SLG: 0.408 (1, 9)	1-2 SF9		0-0 L4						4-1 BB	2	0	0	1	1	0	2
Adam Dunn, L OBP: 0.392, SLG: 0.584 (1, 3)	1-2 G4-3				0-0 G6-3			0-1 F8		4	0	0	0	0	1	2
Wily Mo Peña, R OBP: 0.311, SLG: 0.500 (1, 7)		1-0 F9			3-3 K			0-1 G5-3		3	0	0	0	0	1	0
Sean Casey, L OBP: 0.374, SLG: 0.432 (9, PH)									1-0 F8	1	0	0	0	0	0	1
Jason LaRue, R OBP: 0.368, SLG: 0.460 (1, 2)		1-2 K			1-2 G4-3			0-3 K		3	0	0	0	0	2	0
12 Edwin Encarnación, R OBP: 0.287, SLG: 0.425 (1, 5)			1-0 G5-3				0-0 F7			3	0	0	0	0	0	0
31 Matt Belisle, R OBP: 0.143, SLG: 0.143 (8, 1)								0-1 G4-3		0	0	0	0	0	0	0
Kent Mercker, L (9, 1)										0	0	0	0	0	0	0
Luke Hudson, R OBP: 0.389, SLG: 0.412 (1, 1)									1-0 G5-3	1	1	1	0	0	0	0
56 Todd Coffey, R (5, 1)										1	0	0	0	0	1	0
37 Brian Shackelford, L (7, 1)										0	0	0	0	0	0	0
Aaron Holbert, R (8, 5)										1	0	0	0	0	0	0

Inning Stats	R: 1	H: 2	E: 0	K: 1	S: 18	H: 0	LOB: 1	BB: 0	P: 23	R: 0	H: 0	E: 0	K: 1	S: 5	R: 0	H: 3	E: 0	K: 0	S: 12	R: 0	H: 0	E: 0	K: 1	S: 8	R: 0	H: 1	E: 0	K: 1	S: 8	R: 0	H: 0	E: 0	K: 0	S: 7	R: 0	H: 0	E: 0	K: 1	S: 7	R: 0	H: 1	E: 0	K: 1	S: 9	R: 0	H: 1	E: 0	K: 2	S: 8	R: 0	H: 0	E: 0	K: 1	S: 8	1B: 7	SF: 2	2B: 2	SAC: 0	3B: 0	DP: 2	HR: 0	HBP: 0	WP: 0	PA: 33
--------------	------	------	------	------	-------	------	--------	-------	-------	------	------	------	------	------	------	------	------	------	-------	------	------	------	------	------	------	------	------	------	------	------	------	------	------	------	------	------	------	------	------	------	------	------	------	------	------	------	------	------	------	------	------	------	------	------	-------	-------	-------	--------	-------	-------	-------	--------	-------	--------

PITCHER	IP	WLS	BF	H	R	ER	SO	BB	IBB	HBP	BLK	WP	HR	S	P	ERA	WHIP
51 Noah Lowry, L ERA: 4.03 (1, 1)	8.1	W	30	7	2	2	7	0	0	0	0	0	0	77	105	2.16	0.840
Scott Eyre, L ERA: 2.81 (9, 1)	0.1	H	2	0	0	0	1	1	0	0	0	0	0	4	11	0.00	3.000
LaTroy Hawkins, R ERA: 3.8 (9, 1)	0.1	S	1	0	0	0	0	0	0	0	0	0	0	1	2	0.00	0.000


BOTTOM

San Francisco Giants @ Cincinnati Reds
Great American Ball Park, Cincinnati, OH

Wed Aug 17 2005, 7:10 PM EDT
Att. 19,867 - Clear - 83 F

livebaseballscorecards.com

AB	30
R	2
H	7
RBI	2
BB	1
SO	8
LOB	7



San Francisco Giants @ Cincinnati Reds
Great American Ball Park, Cincinnati, OH

Thu Aug 18 2005, 12:35 PM EDT
Att. 23,012 - Overcast - 74 F

AB	35
R	2
H	10
RBI	2
BB	2
SO	7
LOB	17



Batter	1	2	3	4	5	6	7	8	9	AB R H RBI BB SO LOB	TOP													
2 Randy Winn, S OBP: 0.343, SLG: 0.422 (1, 8)	0-3 K		0-1 G4-3		0-2 F8		0-0 F8		0-0 G4-3	5 0 0 0 0 1 5														
13 Omar Vizquel, S OBP: 0.346, SLG: 0.375 (1, 6)	1-0 WP 1B			0-2 G4-3		0-1 G6-3		0-0 G6-3		4 0 1 0 0 0 0														
J.T. Snow, L OBP: 0.344, SLG: 0.362 (1, 3)	1-0 F8			0-0 HR		3-1 G1-6-3 1B		2-2 P5		4 1 2 1 0 0 1														
Pedro Feliz, R OBP: 0.319, SLG: 0.454 (1, 5)	2-3 K			3-1 1B 1B		1-0 G1-6-3		2-1 2B		4 0 2 0 0 1 2														
Ray Durham, S OBP: 0.367, SLG: 0.429 (1, 4)		0-0 G4-3		1-0 F8		1-0 G6-3		0-0 P2		4 0 0 0 0 0 2														
Todd Linden, S OBP: 0.315, SLG: 0.435 (1, 7)		3-3 K		1-1 1B		0-0 G3-1 1B 2B		1-0 BB 1B		4 1 3 0 0 1 0														
Michael Tucker, L OBP: 0.315, SLG: 0.373 (1, 9)		0-3 K		0-0 F7		1-0 G3-1		4-2 BB		3 0 0 0 1 1 3														
Yamid Haad, R OBP: 0.143, SLG: 0.077 (1, 2)			1-0 G5-3		2-2 F7		4-2 1B BB		1-3 K	2 0 0 0 1 0 0														
Edgardo Alfonzo, R OBP: 0.340, SLG: 0.363 (9, PH)										1 0 0 0 0 1 2														
Brett Tomko, R OBP: 0.159, SLG: 0.163 (1, 1)			2-2 G4-3 1B		0-3 K		1-2 1B		1-3 K	2 0 1 0 0 1 0														
Lance Niekro, R OBP: 0.306, SLG: 0.498 (7, PH)										1 0 1 1 0 0 0														
Jason Christiansen, R (7, 1)										0 0 0 0 0 0 0														
Armando Benitez, R (8, 1)										0 0 0 0 0 0 0														
Delvi Cruz, R OBP: 0.307, SLG: 0.401 (9, PH)										1 0 0 0 0 1 2														
Inning Stats	R: 0 E: 0 K: 2 S: 9	H: 1 LOB: 1 BB: 0 P: 13	R: 0 E: 0 K: 2 S: 8	H: 0 LOB: 0 BB: 0 P: 11	R: 0 E: 0 K: 0 S: 6	H: 1 LOB: 0 BB: 0 P: 9	R: 1 E: 0 K: 0 S: 10	H: 3 LOB: 2 BB: 0 P: 15	R: 0 E: 0 K: 1 S: 9	H: 0 LOB: 0 BB: 0 P: 11	R: 0 E: 0 K: 0 S: 5	H: 1 LOB: 0 BB: 0 P: 9	R: 1 E: 0 K: 0 S: 13	H: 2 LOB: 2 BB: 1 P: 20	R: 0 E: 0 K: 0 S: 7	H: 1 LOB: 1 BB: 0 P: 11	R: 0 E: 0 K: 2 S: 14	H: 1 LOB: 2 BB: 1 P: 21	1B: 7 2B: 2 3B: 0 HR: 1	SF: 0 SAC: 0 DP: 2 HBP: 0	WP: 1 PB: 0 SB: 0 CS: 0	PA: 37		
PITCHER Ramon Ortiz, R ERA: 5.44 (1, 1)	IP: 7.2 WLS: W BF: 31 H: 9 R: 2 ER: 2 SO: 5 BB: 1	WLS: W BF: 6 H: 1 R: 0 ER: 0 SO: 2 BB: 1	WLS: S BF: 6 H: 1 R: 0 ER: 0 SO: 2 BB: 1	WLS: S BF: 6 H: 1 R: 0 ER: 0 SO: 2 BB: 1	WLS: S BF: 6 H: 1 R: 0 ER: 0 SO: 2 BB: 1	WLS: S BF: 10 H: 3 R: 1 ER: 0 SO: 15 BB: 0	WLS: S BF: 10 H: 3 R: 1 ER: 0 SO: 15 BB: 0	WLS: S BF: 9 H: 0 R: 0 ER: 0 SO: 11 BB: 0	WLS: S BF: 9 H: 0 R: 0 ER: 0 SO: 11 BB: 0	WLS: S BF: 9 H: 0 R: 0 ER: 0 SO: 11 BB: 0	WLS: S BF: 5 H: 1 R: 0 ER: 0 SO: 9 BB: 0	WLS: S BF: 5 H: 1 R: 0 ER: 0 SO: 9 BB: 0	WLS: S BF: 13 H: 2 R: 1 ER: 0 SO: 20 BB: 1	WLS: S BF: 13 H: 2 R: 1 ER: 0 SO: 20 BB: 1	WLS: S BF: 7 H: 1 R: 0 ER: 0 SO: 11 BB: 0	WLS: S BF: 7 H: 1 R: 0 ER: 0 SO: 11 BB: 0	WLS: S BF: 14 H: 1 R: 0 ER: 0 SO: 21 BB: 1	WLS: S BF: 14 H: 1 R: 0 ER: 0 SO: 21 BB: 1	ERA: 5.44	WHIP: 1.304	ERA: 3.65	WHIP: 1.500		

Batter	1	2	3	4	5	6	7	8	9	AB	R	H	RBI	BB	SO	LOB
Felipe Lopez, S OBP: 0.341, SLG: 0.482 (1, 6)	0-0 G4-3		4-2 G3 1B BB	2-2 HR			1-3 K			3	1	1	2	1	1	0
Rich Aurilia, R OBP: 0.324, SLG: 0.453 (1, 4) 25 David Weathers, R (8, 1)	4-2 HR BB		0-0 G3 1B	3-2 F7			0-1 F8			3	1	1	0	1	0	0
Ken Griffey Jr., L OBP: 0.360, SLG: 0.558 (1, 8)	3-2 HR		0-0 G3				3-2 G6-3			4	1	1	2	0	0	2
Adam Dunn, L OBP: 0.393, SLG: 0.582 (1, 7)	4-2 S BB		2-2 K				2-1 1B			3	0	1	0	1	1	2
Sean Casey, L OBP: 0.375, SLG: 0.430 (1, 3)	2-0 F7		4-0 FC6-4 IBB				1-1 F9			2	0	0	0	2	0	2
Austin Kearns, R OBP: 0.303, SLG: 0.402 (1, 9)	3-2 G6-3		1-1 FC6-4				0-0 F9			4	0	0	0	0	0	6
Javier Valentin, S OBP: 0.371, SLG: 0.548 (1, 2)							0-1 F7			4	0	0	0	0	1	2
12 Edwin Encarnación, R OBP: 0.289, SLG: 0.433 (1, 5)							0-1 F7			3	1	1	0	0	1	0
Ramon Ortiz, R OBP: 0.125, SLG: 0.154 (1, 1) Ray Olmedo, S OBP: 0.326, SLG: 0.436 (8, 4)							2-2 L7			3	0	0	0	0	0	1
							0-0 F9			0	0	0	0	0	0	0

Inning Stats	R: 2	H: 1	E: 0	LOB: 1	K: 0	S: 16	R: 0	H: 0	E: 0	LOB: 0	K: 2	S: 9	R: 0	H: 1	E: 0	LOB: 3	K: 1	S: 10	R: 2	H: 2	E: 0	LOB: 0	K: 0	S: 13	R: 0	H: 1	E: 0	LOB: 1	K: 0	S: 7	R: 0	H: 0	E: 0	LOB: 0	K: 1	S: 9	R: 0	H: 0	E: 1	LOB: 1	K: 0	S: 9	R: 0	H: 0	E: 0	LOB: 1	K: 0	S: 20
--------------	------	------	------	--------	------	-------	------	------	------	--------	------	------	------	------	------	--------	------	-------	------	------	------	--------	------	-------	------	------	------	--------	------	------	------	------	------	--------	------	------	------	------	------	--------	------	------	------	------	------	--------	------	-------


PITCHER	IP	WLS	BF	H	R	ER	SO	BB	IBB	HBP	BLK	WP	HR	S	P	ERA	WHIP
Brett Tomko, R ERA: 4.73 (1, 1)	6.0	L	27	5	4	4	3	3	1	0	0	0	2	64	105	6.00	1.333
Jason Christiansen, L ERA: 4.87 (7, 1)	1.1		5	0	0	0	1	1	0	0	0	0	0	13	23	0.00	0.750
Armando Benitez, R ERA: 5.4 (8, 1)	0.2		2	0	0	0	0	0	0	0	0	0	0	5	10	0.00	0.000

BOTTOM

San Francisco Giants @ Cincinnati Reds
Great American Ball Park, Cincinnati, OH

Thu Aug 18 2005, 12:35 PM EDT
Att. 23,012 - Overcast - 74 F

AB	29
R	4
H	5
RBI	4
BB	5
SO	4
LOB	15



WP	HR	S	P	ERA	WHIP
0	0	1	34	0.00	0.000

Batter	1	2	3	4	5	6	7	8	9	AB R H RBI BB SO LOB	TOP											
Craig Counsell, L (1, 4) OBP: 0.368, SLG: 0.391	2-2 F8			0-1 BB 34 BB 1B	1-3 K		4-2 1B BB		0-0 G3	4 1 1 0 1 1 0												
Royce Clayton, R (1, 6) OBP: 0.327, SLG: 0.373	2-3 K			2-2 34 BB BB 1B	1-1 2B		0-0 1B			4 1 3 0 0 1 0												
Luis Gonzalez, L (1, 7) OBP: 0.366, SLG: 0.467	1-2 G3			3-2 F8	3-1 F7		2-3 K			3 0 0 0 0 0 3												
Quinton McCracken, S (6, 7) OBP: 0.310, SLG: 0.289										1 0 0 0 0 1 2												
Troy Glaus, R (1, 5) OBP: 0.365, SLG: 0.514		2-0 P6		1-3 K		4-0 34 DI BB		0-0 F9		2 0 0 0 1 1 2												
Alex Cintron, S (6, 5) OBP: 0.291, SLG: 0.375										1 0 0 0 0 0 0												
Shawn Green, L (1, 9) OBP: 0.359, SLG: 0.489		2-0 P3		4-2 34 BB 1B BB		0-0 P5		1-0 HBP		2 1 0 0 1 0 1												
34 Conor Jackson, R (1, 3) OBP: 0.250, SLG: 0.414		1-1 F7		4-0 1B BB		0-1 P3		1-0 P3		3 0 0 1 1 0 2												
Luis Terrero, R (1, 8) OBP: 0.326, SLG: 0.402			1-3 K	2-0 1B		1-2 K		0-0 L6		4 0 1 2 0 2 2												
19 Chris Snyder, R (1, 2) OBP: 0.296, SLG: 0.326			0-1 P2	1-0 F8			3-2 F9		1-0 G6-3	4 0 0 0 0 0 2												
Russ Ortiz, R (1, 1) OBP: 0.321, SLG: 0.308			2-1 G5-3		1-3 K		0-1 F9		2-3 K	1 0 0 0 0 0 0												
36 Brian Bruney, R (3, 1) OBP: 0.290, SLG: 0.200										0 0 0 0 0 0 0												
Lance Cormier, R (4, 1) OBP: 0.260, SLG: 0.200										1 0 0 0 0 0 1												
Tony Clark, S (7, PH) OBP: 0.360, SLG: 0.656										1 0 0 0 0 0 0												
Greg Aquino, R (7, 1) OBP: 0.360, SLG: 0.656										0 0 0 0 0 0 0												
Brandon Lyon, R (8, 1) OBP: 0.397, SLG: 0.500										0 0 0 0 0 0 0												
Kelly Stinnett, R (9, PH) OBP: 0.397, SLG: 0.500										1 0 0 0 0 1 0												
Inning Stats	R: 0 E: 0 K: 1 S: 10	H: 0 LOB: 0 BB: 0 P: 15	R: 0 E: 0 K: 0 S: 4	H: 0 LOB: 0 BB: 0 P: 9	R: 0 E: 0 K: 1 S: 7	H: 0 LOB: 0 BB: 0 P: 10	R: 3 E: 0 K: 1 S: 17	H: 3 LOB: 2 BB: 2 P: 34	R: 0 E: 0 K: 2 S: 10	H: 1 LOB: 1 BB: 0 P: 16	R: 0 E: 0 K: 1 S: 7	H: 0 LOB: 1 BB: 1 P: 12	R: 0 E: 0 K: 1 S: 17	H: 1 LOB: 2 BB: 1 P: 26	R: 0 E: 0 K: 0 S: 3	H: 0 LOB: 1 BB: 0 P: 5	R: 0 E: 0 K: 1 S: 5	H: 0 LOB: 0 BB: 0 P: 8	1B: 4 2B: 1 3B: 0 HR: 0	SF: 0 SAC: 0 DP: 0 HBP: 1	WP: 0 PB: 0 SB: 0 CS: 0	PA: 37
PITCHER	IP WLS BF H R ER SO BB IBB HBP BLK WP HR S P ERA WHIP																					
Brandon Clausen, L (1, 1) ERA: 4.5	6.2 W 28 4 3 3 6 4 0 0 0 0 0 0 67 115 4.05 1.200																					
Randy Keisler, L (7, 1) ERA: 6.68	2.1 9 1 0 0 2 0 0 1 0 0 0 0 13 20 0.00 0.429																					

Arizona Diamondbacks @ Cincinnati Reds
 Great American Ball Park, Cincinnati, OH
 Fri Aug 19 2005, 7:10 PM EDT
 Att: 21,523 - Partly Cloudy - 86 F

AB	32
R	3
H	5
RBI	3
BB	4
SO	8
LOB	14



Batter	1	2	3	4	5	6	7	8	9	AB R H RBI BB SO LOB	TOP																									
Craig Counsell, L OBP: 0.370, SLG: 0.396 (1, 4)	1-2 G4-3 S 1B		0-1 G1-3		2-2 2B		2-1 F9		1-2 S 1B	5 1 3 0 0 0 0																										
Royce Clayton, R OBP: 0.328, SLG: 0.372 (1, 6)	2-2 F9		1-2 G5-3		3-1 G4-3			4-1 1B HR BB	2-2 FC6-4 1B	4 1 1 1 1 0 2																										
Luis Gonzalez, L OBP: 0.365, SLG: 0.464 (1, 7)	3-2 G4-3		1-2 F9			0-0 L6		0-2 1B HR	0-1 FC6-4 G5-4-3	5 1 1 0 0 0 2																										
Tony Clark, S OBP: 0.365, SLG: 0.667 (1, 3)	0-0 G3			2-3 K		2-1 2B		2-1 1B HR	1-0 G5-4-3	5 1 2 3 0 1 2																										
Troy Glau, R OBP: 0.366, SLG: 0.515 (1, 5)		3-2 2B		1-2 G6-3		4-1 BB		2-2 K		3 1 1 0 1 1 0																										
Shawn Green, L OBP: 0.362, SLG: 0.493 (1, 8) (8, 9)		3-2 2B		1-1 1B		1-3 K		1-2 1B FC4-6		4 0 3 1 0 1 2																										
Chad Tracy, L OBP: 0.341, SLG: 0.514 (1, 9) Luis Terrero, R OBP: 0.326, SLG: 0.402 (8, PR) (8, 8)		0-2 F9		0-1 G3		2-0 F9		2-2 FC4-6		4 0 0 0 0 0 5 0 0 0 0 0 0 0																										
Kelly Stinnett, R OBP: 0.378, SLG: 0.472 (1, 2)		3-1 P6			2-0 P4		1-2 G5-3	3-3 K		4 0 0 0 0 1 2																										
Javier Vazquez, R OBP: 0.280, SLG: 0.298 Quinton McCracken, S OBP: 0.314, SLG: 0.289 Jose Valverde, R (9, PH) (9, 1)		0-2 G4-3			0-3 K		0-1 G5-3		4-2 1B E BB	3 0 0 0 0 1 1 0 1 0 0 1 0 0 0 0 0 0 0 0 0																										
Inning Stats	R: 0 E: 0 K: 0 S: 12	H: 1 LOB: 1 BB: 0 P: 18	R: 1 E: 0 K: 0 S: 15	H: 2 LOB: 1 BB: 0 P: 24	R: 0 E: 0 K: 0 S: 8	H: 0 LOB: 0 BB: 0 P: 10	R: 0 E: 0 K: 1 S: 11	H: 1 LOB: 1 BB: 0 P: 15	R: 0 E: 0 K: 1 S: 9	H: 1 LOB: 1 BB: 0 P: 16	R: 0 E: 0 K: 0 S: 7	H: 0 LOB: 0 BB: 0 P: 10	R: 3 E: 0 K: 2 S: 19	H: 3 LOB: 1 BB: 1 P: 33	R: 2 E: 0 K: 0 S: 12	H: 2 LOB: 0 BB: 1 P: 20	1B: 6 2B: 4 3B: 0 HR: 1	SF: 0 SAC: 0 DP: 1 HBP: 0	WP: 0 PB: 0 SB: 3 CS: 0	PA: 40																
PITCHER	IP WLS BF H R ER SO BB IBB HBP BLK WP HR S P ERA WHIP																																			
39 Aaron Harang, R ERA: 3.78 (1, 1)	7.0		28	6	1	1	3	1	0	0	0	0	0	70	110	1.29	1.000																			
Jason Standridge, R ERA: 3.63 (8, 1)	0.1	L	4	2	3	3	1	1	0	0	0	0	1	10	18	81.00	9.000																			
Kent Mercker, L ERA: 3.04 (8, 1)	0.2		3	1	0	0	1	0	0	0	0	0	0	9	15	0.00	1.500																			
56 Todd Coffey, R ERA: 5.02 (9, 1)	0.0		3	2	2	2	0	1	0	0	0	0	0	9	16	∞	∞																			
37 Brian Shackelford, L ERA: 0.95 (9, 1)	1.0		2	0	0	0	0	0	0	0	0	0	0	3	4	0.00	0.000																			

Arizona Diamondbacks @ Cincinnati Reds
Great American Ball Park, Cincinnati, OH

AB	37
R	6
H	11
RBI	5
BB	3
SO	5
LOB	16



Sat Aug 20 2005, 7:10 PM EDT
Att. 26,109 - Overcast - 80 F

livebaseballscorecards.com

BOTTOM

Arizona Diamondbacks @ Cincinnati Reds
Great American Ball Park, Cincinnati, OH

AB	32
R	2
H	7
RBI	2
BB	2
SO	7
LOB	12



WP	0	PA	34
PB	0		
SB	0		
CS	0		

Sat Aug 20 2005, 7:10 PM EDT
Att. 26,109 - Overcast - 80 F

AB	R	H	RBI	BB	SO	LOB
4	0	0	0	0	1	0
3	2	1	0	1	0	0
4	0	2	0	0	0	1
3	0	0	0	1	0	3
4	0	1	1	0	1	2
4	0	2	1	0	1	2
4	0	1	0	0	1	3
3	0	0	0	0	1	1
2	0	0	0	0	1	0
0	0	0	0	0	0	0
1	0	0	0	0	1	0
0	0	0	0	0	0	0
0	0	0	0	0	0	0
0	0	0	0	0	0	0
0	0	0	0	0	0	0

Batter	1	2	3	4	5	6	7	8	9
Felipe Lopez, S OBP: 0.340, SLG: 0.488 (1, 6)	0-0 L7 ①		2-2 L9 ①		0-3 K ③			1-0 G6-3 ③	
Rich Aurilia, R OBP: 0.327, SLG: 0.456 (1, 5)	4-1 1B 2B BB		1-1 G6-3 ②			1-0 G6-3 ①		2-1 F8 G4-3 1B	
Ken Griffey Jr., L OBP: 0.364, SLG: 0.561 (1, 8)	1-0 2B 1-2 1B		0-0 F8 ③			2-0 G4-6-3 1B		1-0 G4-3 ①	
Adam Dunn, L OBP: 0.396, SLG: 0.577 (1, 7)	0-0 P5 ②			0-0 G4-3 ①		1-1 G4-6-3 ②		4-1 1B BB	
Sean Casey, L OBP: 0.374, SLG: 0.429 (1, 3)	0-1 2B 1-3 2-H			2-3 K ②		1-0 G4-3 ①		1-0 F8 ②	
Austin Kearns, R OBP: 0.311, SLG: 0.427 (1, 9)	3-3 K ③			0-0 1B		0-0 G5-3 ②		3-2 1B 1-3 3-H	
Javier Valentin, S OBP: 0.368, SLG: 0.540 (1, 2)		1-0 G3-6 1B		1-1 G4-3 ③		2-1 G4-3 ③		2-3 K ③	
Ray Olmedo, S OBP: 0.298, SLG: 0.395 (1, 4)		1-0 G3-6 ① 1-2f			0-0 G4-3 ①		2-3 K2-3 ①		
39 Aaron Harang, R OBP: 0.298, SLG: 0.395 Jason Standridge, R Kent Mercker, L Jacob Cruz, L OBP: 0.287, SLG: 0.385 56 Todd Coffey, R 37 Brian Shackelford, L (1, 1) (8, 1) (8, 1) (8, PH) (9, 1) (9, 1)		0-3 K ③			1-1 G3-1 ②		1-3 K ②		

Inning Stats	R: 1	H: 2	E: 0	K: 1	S: 9	H: 2	LOB: 2	BB: 1	P: 17	R: 0	H: 1	E: 0	K: 1	S: 5	H: 1	LOB: 1	BB: 0	P: 7	R: 0	H: 0	E: 0	K: 0	S: 6	R: 0	H: 1	E: 0	K: 1	S: 8	R: 0	H: 0	E: 0	K: 1	S: 6	R: 0	H: 1	E: 0	K: 0	S: 4	R: 0	H: 0	E: 0	K: 0	S: 4	R: 0	H: 0	E: 0	K: 2	S: 7	R: 0	H: 0	E: 0	K: 1	S: 12	R: 1	H: 2	E: 0	K: 1	S: 12	1B: 6	2B: 1	3B: 0	HR: 0	SF: 0	SAC: 0	DP: 2	HBP: 0	WP: 0	PA: 34	ERA	WHIP
PITCHER	IP	WLS	BF	H	R	ER	SO	BB	IBB	HBP	BLK	WP	HR	S	P	ERA	WHIP																																																					
Javier Vazquez, R ERA: 4.67 (1, 1)	8.0	W	28	5	1	1	6	1	0	0	0	0	0	49	77	1.12	0.750																																																					
Jose Valverde, R ERA: 2.89 (9, 1)	1.0		6	2	1	1	1	1	0	0	0	0	0	12	25	9.00	3.000																																																					

Batter	1	2	3	4	5	6	7	8	9	AB R H RBI BB SO LOB	TOP											
Craig Counsell, L (1, 4) OBP: 0.372, SLG: 0.400	2-2 G4-3 2B		0-0 F8		0-2 1B		1-1 1B HBP	1-1 G3		5 1 3 0 0 0 0												
Royce Clayton, R (1, 6) OBP: 0.324, SLG: 0.367	0-0 G4-3		0-1 F9		0-0 G4-3		2-3 K	2-2 G4-3		5 0 0 0 0 1 4												
Brandon Lyon, R (8, 1)	2-3									0 0 0 0 0 0 0												
Luis Gonzalez, L (1, 7) OBP: 0.367, SLG: 0.462	4-2 BB				0-1 F8		4-2 2B SF8 BB	2-1 1B HBP	2-1 F8	2 1 0 0 2 0 0												
Tony Clark, S (1, 3) OBP: 0.370, SLG: 0.673	2-2 L5				2-1 FC3-6 2B		0-0 G3 E 2B	0-1 1B	1-1 G6-3	5 1 3 2 0 0 2												
Troy Glaus, R (1, 5) OBP: 0.365, SLG: 0.513	3-3 K				1-2 FC3-6 1B		2-1 SF8	1-3 K	1-1 G5-3	4 0 1 1 0 2 4												
Shawn Green, L (1, 9) OBP: 0.359, SLG: 0.489			1-3 K		2-2 FC3-6 FC4-6 1-2f 2-3		0-1 G3	1-0 G4-3		4 0 0 0 0 1 5												
Luis Terrero, R (1, 8) OBP: 0.331, SLG: 0.400			0-0 G6-3		1-2 FC4-6 1-2f		0-1 E6 1B 3-H		4-2 HR BB	3 1 1 1 1 0 2												
19 Chris Snyder, R (1, 2) OBP: 0.292, SLG: 0.321			0-1 F9				2-1 F9	3-3 K	3-2 P5	4 0 0 0 0 1 2												
Brad Halsey, L (1, 1) OBP: 0.157, SLG: 0.095					3-2 G1-3		2-3 K		0-0 HR	1 0 0 0 0 0 0												
Quinton McCracken, S (5, PH) OBP: 0.312, SLG: 0.287								4-0 HBP 1B BB		1 0 0 0 0 0 1 0												
28 Brandon Medders, R (5, 1)										0 0 0 0 0 0 0												
Buddy Groom, L (6, 1)										0 0 0 0 0 0 0												
34 Conor Jackson, R (7, PH) OBP: 0.273, SLG: 0.414										0 1 0 0 1 0 0												
Greg Aquino, R (7, 1)										0 0 0 0 0 0 0												
Alex Cintron, S (8, PH) OBP: 0.294, SLG: 0.390										1 1 1 2 0 0 0												
Inning Stats	R: 0 E: 0 K: 1 S: 16	H: 1 LOB: 2 BB: 1 P: 27	R: 0 E: 0 K: 1 S: 6	H: 0 LOB: 0 BB: 0 P: 7	R: 0 E: 0 K: 0 S: 6	H: 0 LOB: 0 BB: 0 P: 9	R: 0 E: 0 K: 0 S: 16	H: 2 LOB: 2 BB: 0 P: 22	R: 0 E: 0 K: 1 S: 12	H: 1 LOB: 1 BB: 0 P: 16	R: 2 E: 1 K: 1 S: 14	H: 2 LOB: 1 BB: 1 P: 23	R: 2 E: 0 K: 2 S: 16	H: 2 LOB: 2 BB: 1 P: 27	R: 2 E: 0 K: 0 S: 14	H: 1 LOB: 0 BB: 1 P: 24	R: 0 E: 0 K: 0 S: 6	H: 0 LOB: 0 BB: 0 P: 10	1B: 5 2B: 3 3B: 0 HR: 1	SF: 1 SAC: 0 DP: 0 HBP: 1	WP: 0 PB: 0 SB: 0 CS: 0	PA: 41
PITCHER	IP WLS BF H R ER SO BB IBB HBP BLK WP HR S P ERA WHIP																					
22 Eric Milton, L (1, 1) ERA: 6.48	6.0 W 26 6 2 2 4 2 0 0 0 0 0 0 70 104 3.00 1.333																					
37 Brian Shacketford, L (7, 1) ERA: 1.86	0.1 5 2 2 2 1 1 0 1 0 0 0 0 12 21 54.00 9.000																					
31 Matt Belisle, R (7, 1) ERA: 4.0	0.1 H 1 0 0 0 1 0 0 0 0 0 0 0 3 4 0.00 0.000																					
Kent Mercker, L (7, 1) ERA: 3.31	1.1 H 6 1 2 2 0 1 0 0 0 0 0 1 15 26 13.50 1.500																					
25 David Weathers, R (9, 1) ERA: 3.59	1.0 3 0 0 0 0 0 0 0 0 0 0 0 6 10 0.00 0.000																					


Arizona Diamondbacks @ Cincinnati Reds
Great American Ball Park, Cincinnati, OH

AB	35
R	6
H	9
RBI	6
BB	4
SO	6
LOB	19



Sun Aug 21 2005, 1:15 PM EDT
Att. 26,323 - Sunny - 82 F

WP: 0	PA: 41
PB: 0	
SB: 0	
CS: 0	

Batter	1	2	3	4	5	6	7	8	9	AB R H RBI BB SO LOB	TOP											
Felipe Lopez, S (1, 6) OBP: 0.344, SLG: 0.498	0-0 L8		1-2 E 2B	3-3 K			2-0 F9		3-2 1B 1B	5 1 2 0 0 1 0	Cincinnati Reds @ Washington Nationals Robert F. Kennedy Memorial Stadium, Washington, DC Tue Aug 23 2005, 7:05 PM EDT Att. 35,656 - Partly Cloudy - 79 F AB 38 R 6 H 11 RBI 5 BB 3 SO 10 LOB 16 											
Rich Aurilia, R (1, 4) OBP: 0.335, SLG: 0.460	1-2 1B		0-0 E9 2B 1B		1-0 P6		4-2 BB		2-2 F7	4 1 2 1 1 0 1												
Ken Griffey Jr., L (1, 8) OBP: 0.363, SLG: 0.555	2-3 K		1-0 F9		1-3 K		0-0 P5		0-1 1B	5 0 1 0 0 2 3												
Adam Dunn, L (1, 7) OBP: 0.392, SLG: 0.570	2-3 K		2-1 P2		3-3 K			3-1 G4-3	1-3 K	5 0 0 0 0 3 4												
Sean Casey, L (1, 3) OBP: 0.378, SLG: 0.438		0-1 P4	4-1 2B BB		1-1 FC1-6 1B			2-3 K2-3	0-2 F8	4 0 1 0 1 1 2												
Austin Kearns, R (1, 9) OBP: 0.315, SLG: 0.444		0-3 K	1-0 1-3 2-H 2B		1-1 FC1-6			4-0 2B BB		3 1 1 1 1 1 1												
Jason LaRue, R (1, 2) OBP: 0.369, SLG: 0.460		3-1 G5-3	1-2 P3		0-2 P3			1-2 12 2B 2B		4 1 1 1 0 0 3												
12 Edwin Encarnación, R (1, 5) OBP: 0.309, SLG: 0.510			0-0 HR K		2-2 F9			1-0 2B		4 1 2 2 0 1 1												
Luke Hudson, R (1, 1) OBP: 0.381, SLG: 0.400			1-0 2B 1B		2-1 G6-3			0-3 K	2-1 G1-3	3 1 1 0 0 1 0												
Wily Mo Peña, R (8, PH) OBP: 0.321, SLG: 0.539										1 0 0 0 0 0 1												
37 Brian Shackelford, L (8, 1)										0 0 0 0 0 0 0												
25 David Weathers, R (9, 1)										0 0 0 0 0 0 0												
Inning Stats	R: 0 E: 0 K: 2 S: 10	H: 1 LOB: 1 BB: 0 P: 15	R: 0 E: 0 K: 1 S: 7	H: 0 LOB: 0 BB: 0 P: 10	R: 4 E: 1 K: 0 S: 14	H: 5 LOB: 2 BB: 1 P: 25	R: 0 E: 0 K: 2 S: 9	H: 0 LOB: 0 BB: 0 P: 16	R: 0 E: 0 K: 2 S: 8	H: 0 LOB: 0 BB: 0 P: 13	R: 0 E: 0 K: 1 S: 10	H: 1 LOB: 1 BB: 0 P: 12	R: 0 E: 0 K: 1 S: 11	H: 0 LOB: 1 BB: 1 P: 17	R: 2 E: 0 K: 1 S: 12	H: 2 LOB: 1 BB: 1 P: 25	R: 0 E: 0 K: 1 S: 15	H: 2 LOB: 2 BB: 0 P: 21	1B: 6 2B: 4 3B: 0 HR: 1	SF: 0 SAC: 0 DP: 0 HBP: 0	WP: 0 PB: 0 SB: 0 CS: 0	PA: 41
PITCHER	IP WLS BF H R ER SO BB IBB HBP BLK WP HR S P ERA WHIP																					
Tony Armas, R (1, 1) ERA: 4.53	3.0 L 16 6 4 4 3 1 0 0 0 0 0 1 31 50 12.00 2.333																					
Hector Carrasco, R (4, 1) ERA: 2.37	2.0 6 0 0 0 4 0 0 0 0 0 0 0 17 29 0.00 0.000																					
John Halama, L (6, 1) ERA: 5.33	2.0 8 1 0 0 1 1 0 0 0 0 0 0 21 29 0.00 1.000																					
Mike Stanton, L (8, 1) ERA: 5.48	1.0 6 2 2 2 1 1 0 0 0 0 0 0 12 25 18.00 3.000																					
Joey Eischen, L (9, 1) ERA: 3.42	1.0 5 2 0 0 1 0 0 0 0 0 0 0 15 21 0.00 2.000																					

Batter	1	2	3	4	5	6	7	8	9	AB R H RBI BB SO LOB
Ryan Church, L OBP: 0.355, SLG: 0.474 (1, 7)	0-1 F7		1-3 K		2-3 K			2-3 K		4 0 0 0 0 3 2
Jose Vidro, S OBP: 0.331, SLG: 0.438 (1, 4)	0-3 K		2-1 G6-4-3			2-1 P5			1-1 G1-3	4 0 0 0 0 1 1
24 Nick Johnson, L OBP: 0.413, SLG: 0.492 (1, 3)	1-2 1B			3-1 F9		3-1 G3			0-2 G4-3	4 0 1 0 0 0 0
Jose Cuillen, R OBP: 0.345, SLG: 0.511 (1, 9)	3-2 G4-3			0-0 HR		1-1 G6-3			0-3 K	4 1 1 1 0 1 1
Preston Wilson, R OBP: 0.338, SLG: 0.488 (1, 8)		1-2 G5-3		0-0 G5-3			2-2 G5-3			3 0 0 0 0 0 0
Brian Schneider, L OBP: 0.348, SLG: 0.440 (1, 2)		1-0 P3		2-2 G1-5-3			1-3 K			3 0 0 0 0 1 0
Vinny Castilla, R OBP: 0.319, SLG: 0.401 (1, 5)		1-2 HR			4-2 CS 15 1B HBP		2-2 L7			2 1 1 1 0 0 0
15 Cristian Guzman, S OBP: 0.236, SLG: 0.278 (1, 6)		1-2 L6			0-0 S CS 1B			0-0 F9		3 0 1 0 0 0 0
Tony Armas, R OBP: 0.156, SLG: 0.129 (1, 1)			1-1 E4		2-3 K			1-2 F9		1 0 0 0 0 0 0
Hector Carrasco, R OBP: 0.321, SLG: 0.266 (4, 1)										0 0 0 0 0 0 0
Jamey Carroll, R OBP: 0.321, SLG: 0.266 (5, PH)										1 0 0 0 0 1 2
John Halama, L OBP: 0.321, SLG: 0.266 (6, 1)										0 0 0 0 0 0 0
Mike Stanton, L OBP: 0.321, SLG: 0.266 (8, 1)										0 0 0 0 0 0 0
Tony Blanco, R OBP: 0.236, SLG: 0.321 (8, PH)										1 0 0 0 0 0 0
Joey Eischen, L OBP: 0.333, SLG: 0.333 (9, 1)										0 0 0 0 0 0 0

Inning Stats	R: 0	H: 1	E: 0	K: 1	S: 11	LOB: 1	BB: 0	P: 15	R: 1	H: 1	E: 0	K: 0	S: 12	LOB: 0	BB: 0	P: 16	R: 0	H: 0	E: 1	K: 1	S: 7	LOB: 0	BB: 0	P: 11	R: 1	H: 1	E: 0	K: 0	S: 7	LOB: 0	BB: 0	P: 12	R: 0	H: 1	E: 0	K: 2	S: 12	LOB: 1	BB: 0	P: 20	R: 0	H: 0	E: 0	K: 0	S: 6	LOB: 0	BB: 0	P: 12	R: 0	H: 0	E: 0	K: 1	S: 9	LOB: 0	BB: 0	P: 14	R: 0	H: 0	E: 0	K: 1	S: 8	LOB: 0	BB: 0	P: 11	R: 0	H: 0	E: 0	K: 1	S: 9	LOB: 0	BB: 0	P: 10
	1B: 2	2B: 0	3B: 0	HR: 2	SF: 0	SAC: 0	DP: 1	HBP: 1	WP: 0	HR: 0	S: 0	P: 0	ERA: 0	WHIP: 0	PA: 31																																																									

PITCHER	IP	WLS	BF	H	R	ER	SO	BB	IBB	HBP	BLK	WP	HR	S	P	ERA	WHIP
Luke Hudson, R ERA: 6.82 (1, 1)	7.0	W	25	4	2	2	5	0	0	0	0	0	2	64	100	2.57	0.571
37 Brian Shackelford, L ERA: 1.77 (8, 1)	1.0		3	0	0	0	1	0	0	0	0	0	0	8	11	0.00	0.000
25 David Weathers, R ERA: 3.53 (9, 1)	1.0		3	0	0	0	1	0	0	0	0	0	0	9	10	0.00	0.000


BOTTOM

Cincinnati Reds @ Washington Nationals
Robert F. Kennedy Memorial Stadium, Washington, DC
 Tue Aug 23 2005, 7:05 PM EDT
 Att. 35,656 - Partly Cloudy - 79 F

AB	30
R	2
H	4
RBI	2
BB	0
SO	7
LOB	6



WP: 0	PA: 31
PB: 0	
SB: 1	
CS: 2	

Batter	1	2	3	4	5	6	7	8	9	AB R H RBI BB SO LOB	TOP																						
Felipe Lopez, S (1, 6) OBP: 0.347, SLG: 0.500	0-1 CS 1B			0-0 2B 1B		1-0 CS 1B	2-1 G1-3			4 1 3 0 0 0 3	Cincinnati Reds @ Washington Nationals Robert F. Kennedy Memorial Stadium, Washington, DC Wed Aug 24 2005, 7:05 PM EDT Att. 32,641 - Clear - 79 F AB 34 R 3 H 10 RBI 3 BB 1 SO 10 LOB 18 																						
Rich Aurilia, R (1, 4) OBP: 0.334, SLG: 0.461	2-3 1-2			3-2 1-H 2B		3-3 1-2		1-2 F9	4 0 1 1 0 2 2																								
Ken Griffey Jr., L (1, 8) OBP: 0.362, SLG: 0.552	1-0 P6			0-1 P2		1-0 E9 1B		1-1 P6	4 0 1 0 0 0 1																								
Adam Dunn, L (1, 7) OBP: 0.391, SLG: 0.566		2-3		4-2 G4-6-3 BB		0-0 F7		0-0 F9	3 0 0 0 1 1 1																								
Sean Casey, L (1, 3) OBP: 0.377, SLG: 0.436		1-3		0-0 G4-6-3 1-2f		0-2 1B 12 FC3-2 1B		2-3 K	4 0 1 0 0 2 2																								
Austin Kearns, R (1, 9) OBP: 0.320, SLG: 0.451		1-2		2-2 1B		2-1 12 FC3-2 1B 1-2 HBP		1-1 HR 2B	3 1 2 0 0 0 0																								
Javier Valentin, S (1, 2) OBP: 0.371, SLG: 0.558			1-2	1-1 P6		2-1 12 FC3-2 1B 1-2 2-3		2-2 HR 2-H	4 1 2 2 0 0 1																								
12 Edwin Encarnación, R (1, 5) OBP: 0.298, SLG: 0.491		2-3		2-1 F9		0-0 FC3-2 1-2 2-3 3-Hf		1-3 K	4 0 0 0 0 2 4																								
Ramon Ortiz, R (1, 1) OBP: 0.119, SLG: 0.146 Jacob Cruz, L (7, PH) OBP: 0.291, SLG: 0.387 Jason Standridge, R (7, 1) 56 Todd Coffey, R (8, 1) Wily Mo Peña, R (9, PH) OBP: 0.320, SLG: 0.537		0-3		0-1 G6-3		1-3 K		0-3 K	2 0 0 0 0 1 1 1 0 0 0 0 1 3 0 0 0 0 0 0 0 0 0 0 0 0 0 0 1 0 0 0 0 1 0																								
Inning Stats	R: 0 E: 0 K: 1 S: 7	H: 1 LOB: 0 BB: 0 P: 10	R: 0 E: 0 K: 2 S: 9	H: 0 LOB: 0 BB: 0 P: 13	R: 0 E: 0 K: 2 S: 9	H: 0 LOB: 0 BB: 0 P: 12	R: 1 E: 0 K: 0 S: 9	H: 2 LOB: 1 BB: 1 P: 16	R: 0 E: 0 K: 0 S: 9	H: 1 LOB: 1 BB: 0 P: 14	R: 0 E: 1 K: 1 S: 6	H: 2 LOB: 1 BB: 0 P: 11	R: 0 E: 0 K: 1 S: 12	H: 2 LOB: 3 BB: 0 P: 19	R: 0 E: 0 K: 0 S: 6	H: 0 LOB: 0 BB: 0 P: 8	R: 2 E: 0 K: 3 S: 16	H: 2 LOB: 0 BB: 0 P: 22	1B: 7 2B: 2 3B: 0 HR: 1	SF: 0 SAC: 0 DP: 1 HBP: 1	WP: 0 PB: 0 SB: 0 CS: 2	PA: 36											
22 John Patterson, R (1, 1) ERA: 2.43 32 Chad Cordero, R (9, 1) ERA: 0.98	IP 8.1	WLS W	BF 34	H 10	R 3	ER 3	SO 8	BB 1	IBB 0	HBP 1	BLK 0	WP 0	HR 1	S 77	P 118	ERA 3.24	WHIP 1.320																
											PITCHER	IP	WLS	BF	H	R	ER	SO	BB	IBB	HBP	BLK	WP	HR	S	P	ERA	WHIP					

Batter	1	2	3	4	5	6	7	8	9	AB	R	H	RBI	BB	SO	LOB
Ryan Church, L OBP: 0.360, SLG: 0.473 (1, 7)	2-0 G4-3 1B	1-2 HBP		4-1 1B BB		0-1 G4-3		0-0 G6-3		3	1	1	0	1	0	0
Jose Vidro, S OBP: 0.332, SLG: 0.435 (1, 4)	0-3 K	0-2 F7		0-1 1B			4-2 FC5-4 1B BB	1-2 G4-3		4	1	1	0	1	1	3
24 Nick Johnson, L OBP: 0.411, SLG: 0.490 (1, 3)	1-0 G4-3 2B		1-1 F8	1-2 G3-1			2-0 F7	1-0 G4-3		5	0	1	0	0	0	4
Jose Cuillen, R OBP: 0.348, SLG: 0.519 (1, 9)	2-1 G4-3 HBP		2-3 K		1-2 HR		1-0 FC5-4 1B			3	1	2	1	0	1	0
Preston Wilson, R OBP: 0.337, SLG: 0.489 (1, 8)	2-2 G4-3		2-2 2B		0-3 K		0-0 FC5-4 2B			4	1	1	1	0	1	4
Brian Schneider, L OBP: 0.347, SLG: 0.438 (1, 2)	3-1 P5		0-0 G4-3		1-0 G1-3		0-1 2B 1B			4	1	1	1	0	0	3
Vinny Castilla, R OBP: 0.319, SLG: 0.402 (1, 5)		2-3 K		1-2 F8	0-1 F8		0-0 2B			4	0	1	2	0	1	0
Jamey Carroll, R OBP: 0.323, SLG: 0.264 (1, 6)		4-2 SH3-4 BB		1-0 F7		2-1 F8	4-0 FC6-4 IBB			2	0	0	0	2	0	0
22 John Patterson, R OBP: 0.067, SLG: 0.111 (1, 1)		0-0 SH3-4		0-0 1B 2B		0-2 F9	0-0 FC6-4			3	0	1	0	0	0	2
32 Chad Cordero, R (9, 1)										0	0	0	0	0	0	0

Inning Stats	R: 1	H: 2	E: 0	K: 1	S: 12	LOB: 2	BB: 0	P: 22	R: 0	H: 0	E: 0	K: 1	S: 14	LOB: 2	BB: 1	P: 21	R: 0	H: 1	E: 0	K: 1	S: 11	LOB: 3	BB: 1	P: 18	R: 1	H: 1	E: 0	K: 1	S: 9	LOB: 0	BB: 0	P: 11	R: 0	H: 0	E: 0	K: 0	S: 7	LOB: 0	BB: 0	P: 9	R: 3	H: 3	E: 0	K: 0	S: 9	LOB: 2	BB: 2	P: 20	R: 0	H: 0	E: 0	K: 0	S: 5	LOB: 0	BB: 0	P: 7
PITCHER	IP	WLS	BF	H	R	ER	SO	BB	IBB	HBP	BLK	WP	HR	S	P	ERA	WHIP																																							
Ramon Ortiz, R (1, 1)	6.0	L	28	6	2	2	4	2	0	0	0	0	0	1	64	97	3.00	1.333																																						
Jason Standridge, R (7, 1)	1.0		8	3	3	3	0	1	1	0	0	0	0	9	20	27.00	4.000																																							
56 Todd Coffey, R (8, 1)	1.0		3	0	0	0	0	0	0	0	0	0	0	5	7	0.00	0.000																																							

BOTTOM

Cincinnati Reds @ Washington Nationals
Robert F. Kennedy Memorial Stadium, Washington, DC

Wed Aug 24 2005, 7:05 PM EDT
 Att. 32,641 - Clear - 79 F

AB	32
R	5
H	9
RBI	5
BB	4
SO	4
LOB	16

livebaseballscorecards.com



WP: 0	PA: 39
PB: 0	
SB: 0	
CS: 0	

Batter	1	2	3	4	5	6	7	8	9	AB R H RBI BB SO LOB	TOP		
Felipe Lopez, S (1, 6) OBP: 0.348, SLG: 0.499	0-1 FC3-6 BB 1B	0-1 L8		3-3 K		0-0 FC3-6 BLK 1-2f		0-1 1B		5 1 2 0 0 1 2			
Rich Aurilia, R (1, 4) OBP: 0.332, SLG: 0.455	4-1 FC3-6 BB 1-2	3-1 FC6-4 1-2f			1-2 G6-3	2-2 G1-3 1-2		3-2 SAFE P3 1 SAFE		4 0 0 0 1 0 3			
Ken Griffey Jr., L (1, 8) OBP: 0.365, SLG: 0.559	0-1 FC3-6 BB BB 1-2f 2-3		0-1 1B 1B 1B		1-1 1B 1B 1B		3-2 HR	0-2 F9		5 2 3 1 0 0 3			
Adam Dunn, L (1, 7) OBP: 0.389, SLG: 0.561	0-0 P6		0-0 F7		1-0 F9		2-2 1B WP HBP	3-1 F8		4 1 0 0 0 0 5			
Sean Casey, L (1, 3) OBP: 0.382, SLG: 0.439	4-2 BB BB 1-2		2-1 L4-6 1B 1-2 1B		0-1 1B 1-3 1B		1-2 SAFE WP 2B 1B	2-1 L8		4 1 3 0 1 0 0			
Austin Kearns, R (1, 9) OBP: 0.325, SLG: 0.451	4-2 BB 1-2 2-3 3-H		2-1 1B 1-2 2-3		0-2 1B 1-2 3-H		2-3 K	3-1 F9		4 0 2 2 1 1 2			
Jason LaRue, R (1, 2) OBP: 0.366, SLG: 0.459	2-3 K		2-2 L4-6 2-2		1-0 F9		3-2 1-H 3-H 2B	0-1 G6-3		5 0 1 1 0 1 8			
12 Edwin Encarnación, R (1, 5) OBP: 0.297, SLG: 0.482		2-3 K		1-3 K		0-0 FC3-6 1B	1-2 P2			4 0 1 0 0 2 1			
Brandon Claussen, R (1, 1) OBP: 0.114, SLG: 0.049 31 Matt Belisle, R (6, 1) OBP: 0.143, SLG: 0.143 Jacob Cruz, L (7, PH) OBP: 0.256, SLG: 0.383 37 Brian Shackelford, L (7, 1) 56 Todd Coffey, R (8, 1) Kent Mercker, L (9, 1) 25 David Weathers, R (9, 1)	1-2 FC6-4 1B		1-3 K		0-2 SAFE B2	0-0 P6				3 0 1 0 0 1 1 0 0 0 0 0 0 0 1 0 0 0 0 0 1 0			
Inning Stats	R: 1 H: 1 E: 0 LOB: 3 K: 1 BB: 3 S: 15 P: 29	R: 0 H: 1 E: 0 LOB: 1 K: 1 BB: 0 S: 10 P: 16	R: 0 H: 3 E: 0 LOB: 2 K: 0 BB: 0 S: 10 P: 16	R: 0 H: 0 E: 0 LOB: 0 K: 3 BB: 0 S: 9 P: 14	R: 1 H: 3 E: 0 LOB: 2 K: 0 BB: 0 S: 14 P: 18	R: 0 H: 1 E: 0 LOB: 1 K: 0 BB: 0 S: 8 P: 10	R: 3 H: 3 E: 0 LOB: 1 K: 1 BB: 0 S: 26 P: 38	R: 0 H: 1 E: 0 LOB: 1 K: 0 BB: 0 S: 12 P: 18	R: 0 H: 0 E: 0 LOB: 0 K: 0 BB: 0 S: 6 P: 11	1B: 11 SF: 0 2B: 2 SAC: 0 3B: 0 DP: 1 HR: 1 HBP: 1	WP: 1 PA: 43 PB: 0 SB: 0 CS: 0		
PITCHER	IP WLS BF H R ER SO BB IBB HBP BLK WP HR S P ERA WHIP											PITCHER	IP WLS BF H R ER SO BB IBB HBP BLK WP HR S P ERA WHIP
Livan Hernandez, R (1, 1) ERA: 3.87	6.0 L 31 10 4 4 5 3 0 1 1 0 1 73 115 6.00 2.167												
Joey Eischen, L (7, 1) ERA: 3.8	0.0 1 1 0 0 0 0 0 0 0 0 0 3 4 ∞ ∞												
Hector Carrasco, R (7, 1) ERA: 2.32	1.0 4 1 1 1 1 0 0 0 0 1 0 16 22 9.00 1.000												
Travis Hughes, R (8, 1) ERA:	0.1 2 1 0 0 0 0 0 0 0 0 0 7 10 0.00 3.000												
Mike Stanton, L (8, 1) ERA: 5.11	1.2 5 0 0 0 0 0 0 0 0 0 0 11 19 0.00 0.000												

Cincinnati Reds @ Washington Nationals
 Robert F. Kennedy Memorial Stadium, Washington, DC

Thu Aug 25 2005, 1:05 PM EDT
 Att. 40,762 - Sunny - 83 F

livebaseballscorecards.com

AB	39
R	5
H	13
RBI	4
BB	3
SO	6
LOB	26



Batter	1	2	3	4	5	6	7	8	9	AB R H RBI BB SO LOB
Brad Wilkerson, L (1, 7) OBP: 0.348, SLG: 0.411	3-2 G3	2-1 F7			1-3 K		4-2 24 BLK BB		2-1 1-H HR	4 1 1 2 1 1 2
Jose Vidro, S (1, 4) OBP: 0.330, SLG: 0.431	0-0 L6		0-1 F8		1-1 G5-3		0-3 K		0-1 24 FC5-4 1B	5 0 1 0 0 1 1
24 Nick Johnson, L (1, 3) OBP: 0.411, SLG: 0.486	4-2 BB		4-2 BB		0-1 F7		0-1 G4-3		0-1 1-2f FC5-4	3 0 0 0 2 0 2
Jose Guillen, R (1, 9) OBP: 0.347, SLG: 0.515	0-3 K		1-0 L5			0-3 K		0-1 FC5-4 1B	1-3 K	5 0 1 0 0 3 3
Preston Wilson, R (1, 8) OBP: 0.336, SLG: 0.489		1-3 K	0-0 F8			1-2 1B 2B		2-2 F9		4 0 1 0 0 1 2
Vinny Castilla, R (1, 5) OBP: 0.320, SLG: 0.403		0-1 E6 1B BLK		0-1 E5 1B 1B		1-0 1B		1-0 FC5-4 1-2f		4 1 2 0 0 0 1
Gary Bennett, R (1, 2) OBP: 0.309, SLG: 0.308		2-3 K		3-1 L5		2-2 P6		0-0 P6		4 0 0 0 0 1 5
Jamey Carroll, R (1, 6) OBP: 0.328, SLG: 0.270		3-2 1B		2-1 G6-4-3 1B		1-2 G5-3			2-2 G6-3	2 0 2 1 0 0 0
Carlos Baerga, S (6, PH) OBP: 0.340, SLG: 0.346		1-H 1B		2-3 1B						1 0 0 0 0 0 2
15 Cristian Guzman, S (7, 6) OBP: 0.235, SLG: 0.277										1 0 0 0 0 0 0
Livan Hernandez, R (1, 1) OBP: 0.258, SLG: 0.369		0-2 1B		0-1 G6-4-3			2-2 F8		1-2 HR HBP	2 0 1 0 0 0 2
Joey Eischen, L (7, 1) OBP: 0.333, SLG: 0.333										0 0 0 0 0 0 0
Hector Carrasco, R (7, 1) OBP: 0.333, SLG: 0.333										0 0 0 0 0 0 0
Tony Blanco, R (7, PH) OBP: 0.232, SLG: 0.315										1 0 0 0 0 0 0
Travis Hughes, R (8, 1) OBP: 0.348, SLG: 0.438		1-3 1B		1-2f						0 0 0 0 0 0 0
Mike Stanton, L (8, 1) OBP: 0.348, SLG: 0.438										0 0 0 0 0 0 0
Brian Schneider, L (9, PH) OBP: 0.348, SLG: 0.438										0 1 0 0 0 0 0

Inning Stats	R: 0	H: 0	E: 0	K: 12	S: 12	H: 0	LOB: 1	BB: 1	P: 19	R: 1	H: 2	E: 1	K: 2	S: 20	R: 0	H: 0	E: 0	K: 0	S: 6	R: 0	H: 2	E: 1	K: 0	S: 8	R: 0	H: 0	E: 0	K: 1	S: 8	R: 0	H: 2	E: 0	K: 15	S: 15	R: 0	H: 1	E: 0	K: 0	S: 9	R: 2	H: 2	E: 0	K: 1	S: 16	1B: 7	2B: 1	3B: 0	HR: 1	SF: 0	SAC: 0	DP: 1	HBP: 1	WP: 0	PA: 40
--------------	------	------	------	-------	-------	------	--------	-------	-------	------	------	------	------	-------	------	------	------	------	------	------	------	------	------	------	------	------	------	------	------	------	------	------	-------	-------	------	------	------	------	------	------	------	------	------	-------	-------	-------	-------	-------	-------	--------	-------	--------	-------	--------

PITCHER	IP	WLS	BF	H	R	ER	SO	BB	IBB	HBP	BLK	WP	HR	S	P	ERA	WHIP
Brandon Claussen, L (1, 1) ERA: 4.29	5.2	W	25	6	1	0	5	2	0	0	1	0	0	65	96	0.00	1.412
31 Matt Belisle, R (6, 1) ERA: 3.98	0.1	H	1	0	0	0	0	0	0	0	0	0	0	4	5	0.00	0.000
37 Brian Shacketford, L (7, 1) ERA: 1.69	1.0		4	0	0	0	1	1	0	0	1	0	0	13	19	0.00	1.000
56 Todd Coffey, R (8, 1) ERA: 4.8	1.0		4	1	0	0	0	0	0	0	0	0	0	9	12	0.00	1.000
Kent Mercker, L (9, 1) ERA: 3.63	0.1		3	1	2	2	0	0	0	1	0	0	1	8	13	54.00	3.000

BOTTOM

Cincinnati Reds @ Washington Nationals
Robert F. Kennedy Memorial Stadium, Washington, DC

Thu Aug 25 2005, 1:05 PM EDT
Att: 40,762 - Sunny - 83 F

AB	36
R	3
H	9
RBI	3
BB	3
SO	7
LOB	20



PITCHER	IP	WLS	BF	H	R	ER	SO	BB	IBB	HBP	BLK	WP	HR	S	P	ERA	WHIP
25 David Weathers, R (9, 1) ERA: 3.5	0.2		3	1	0	0	1	0	0	0	0	0	0	8	9	0.00	1.500

Batter	1	2	3	4	5	6	7	8	9	AB R H RBI BB SO LOB	TOP											
Felipe Lopez, S (1, 6) OBP: 0.346, SLG: 0.496	2-1 S 1B	1-2 FC6-4 1-2f		3-2 G4-3			0-1 E1 HR		2-2 G1-3	5 1 1 0 0 0 2												
Rich Aurilia, R (1, 4) OBP: 0.331, SLG: 0.451	0-0 S 1B		1-2 G6-3	1-2 E5			1-0 SAFE SAFE F7		2-0 G6-3	5 0 1 0 0 0 2												
Ken Griffey Jr., L (1, 8) OBP: 0.365, SLG: 0.571	2-2 K		3-0 HR	0-0 G3-1			1-1 1-H HR		3-3 K	5 2 2 3 0 2 4												
Wily Mo Peña, R (1, 9) OBP: 0.319, SLG: 0.532	3-3 K		1-3 K		0-0 G4-6-3 1B		0-0 G5-3			4 0 1 0 0 2 2												
Sean Casey, L (1, 3) OBP: 0.381, SLG: 0.438	3-2 G1-3		1-2 HR 1B		2-2 G4-6-3		2-2 G3			4 1 1 0 0 0 3												
Adam Dunn, L (1, 7) OBP: 0.390, SLG: 0.569		0-0 G6-3 39 1B 2B	2-1 1-H HR		2-1 F8			1-2 L8		4 2 2 2 0 0 0												
Jason LaRue, R (1, 2) OBP: 0.365, SLG: 0.456		2-1 G6-3	0-0 1B			2-2 G5-3		1-0 G6-3		4 0 1 0 0 0 1												
12 Edwin Encarnación, R (1, 5) OBP: 0.287, SLG: 0.465		2-1 G5-3	1-0 L7			3-2 P6		2-2 L8		4 0 0 0 0 0 2												
39 Aaron Harang, R (1, 1) OBP: 0.034, SLG: 0.034		0-0 FC6-4 1B		1-3 K		2-2 G6-3			1-2 G1-3 2B	3 0 1 1 0 1 0												
31 Matt Belisle, R (8, 1) OBP: 0.143, SLG: 0.143										0 0 0 0 0 0 0												
Aaron Holbert, R (9, PH) OBP: 0.333, SLG: 0.667										1 0 1 0 0 0 0												
Jason Standridge, R (9, 1)										0 0 0 0 0 0 0												
Inning Stats	R: 0 E: 0 K: 2 S: 12	H: 2 LOB: 2 BB: 0 P: 22	R: 1 E: 0 K: 0 S: 9	H: 2 LOB: 1 BB: 0 P: 14	R: 3 E: 0 K: 1 S: 15	H: 4 LOB: 1 BB: 0 P: 24	R: 0 E: 1 K: 1 S: 12	H: 0 LOB: 1 BB: 0 P: 17	R: 0 E: 0 K: 0 S: 6	H: 1 LOB: 0 BB: 0 P: 10	R: 0 E: 0 K: 0 S: 13	H: 0 LOB: 0 BB: 0 P: 20	R: 2 E: 1 K: 0 S: 9	H: 1 LOB: 0 BB: 0 P: 13	R: 0 E: 0 K: 0 S: 7	H: 0 LOB: 0 BB: 0 P: 11	R: 0 E: 0 K: 1 S: 14	H: 1 LOB: 1 BB: 0 P: 22	1B: 6 2B: 2 3B: 0 HR: 3	SF: 0 SAC: 0 DP: 1 HBP: 0	WP: 0 PB: 0 SB: 2 CS: 0	PA: 39
PITCHER	IP WLS BF H R ER SO BB IBB HBP BLK WP HR S P ERA WHIP																					
Mark Redman, L (1, 1) ERA: 4.83	6.0 L 27 9 4 4 4 0 0 0 0 0 0 2 67 107 6.00 1.500																					
34 John Grabow, L (7, 1) ERA: 3.58	1.0 5 1 2 1 0 0 0 0 0 0 0 1 9 13 9.00 1.000																					
Brian Meadows, R (8, 1) ERA: 4.78	1.0 3 0 0 0 0 0 0 0 0 0 0 0 7 11 0.00 0.000																					
16 Salomon Torres, R (9, 1) ERA: 3.6	1.0 4 1 0 0 0 1 0 0 0 0 0 0 14 22 0.00 1.000																					

Cincinnati Reds @ Pittsburgh Pirates
PNC Park, Pittsburgh, PA
Fri Aug 26 2005, 7:05 PM EDT
Att. 28,788 - Overcast - 70 F

livebaseballscorecards.com

AB	39
R	6
H	11
RBI	6
BB	0
SO	5
LOB	16



Batter	1	2	3	4	5	6	7	8	9	10	AB R H RBI BB SO LOB	TOP									
Felipe Lopez, S OBP: 0.342, SLG: 0.490 (1, 6)	L8		G4-3		K		F8		K	SF8	5 0 0 1 0 2 1										
Rich Aurilia, R OBP: 0.332, SLG: 0.453 Aaron Holbert, R OBP: 0.333, SLG: 0.667 25 David Weathers, R (9, 1) Wily Mo Peña, R OBP: 0.321, SLG: 0.534 Kent Mercker, L (10, 1)	F8		1B		F8		G1-3		2B	1B	5 0 2 1 0 0 0 0 0 0 0 0 0 0 0 0 0 0 0 0 0 1 0 1 1 0 0 0 0 0 0 0 0 0 0										
Ken Griffey Jr., L OBP: 0.368, SLG: 0.570 (1, 8)	1B		1B		BB		F8		BB	P5	4 0 2 0 2 0 2										
Adam Dunn, L OBP: 0.388, SLG: 0.567 (1, 7)	F8		P2		G6-3		G3		P5		5 0 1 0 0 0 6										
Sean Casey, L OBP: 0.379, SLG: 0.435 (1, 3)			F8		G3-1		G4-3		G3	1B	5 1 1 0 0 0 3										
Austin Kearns, R OBP: 0.329, SLG: 0.448 (1, 9)			K		12 G5-4-3 1B HBP		BB		G5-3	12 HBP 1B BB	2 1 0 0 2 1 1										
Javier Valentin, S OBP: 0.383, SLG: 0.561 (1, 2)			BB		12 BB G5-4-3 1B		BB		K	SF8 12 HBP 1B	3 1 2 0 2 1 1										
12 Edwin Encarnación, R OBP: 0.291, SLG: 0.453 (1, 5)			BB		G5-4-3		K		K	1B	3 0 0 1 1 2 4										
22 Eric Milton, L OBP: 0.212, SLG: 0.306 Jacob Cruz, L OBP: 0.294, SLG: 0.383 Ray Olmedo, S OBP: 0.286, SLG: 0.378 (9, 4)	F7		BB		G4-3		K		2B	K	3 0 0 0 0 1 5 0 0 0 0 1 0 0 1 1 0 0 0 1 3										
Inning Stats	R: 0 E: 0 K: 0 S: 7	H: 1 LOB: 1 BB: 0 P: 14	R: 0 E: 0 K: 1 S: 14	H: 0 LOB: 2 BB: 2 P: 31	R: 0 E: 0 K: 0 S: 11	H: 2 LOB: 2 BB: 0 P: 16	R: 0 E: 0 K: 1 S: 11	H: 0 LOB: 1 BB: 1 P: 15	R: 0 E: 0 K: 2 S: 13	H: 0 LOB: 2 BB: 2 P: 24	R: 0 E: 0 K: 0 S: 4	H: 1 LOB: 1 BB: 0 P: 12	R: 1 E: 0 K: 2 S: 15	H: 1 LOB: 2 BB: 2 P: 28	R: 3 E: 0 K: 1 S: 14	H: 3 LOB: 2 BB: 1 P: 28	1B: 7 2B: 2 3B: 0 HR: 0	SF: 1 SAC: 0 DP: 1 HBP: 2	WP: 0 PB: 0 SB: 0 CS: 0	PA: 48	
PITCHER	IP WLS BF H R ER SO BB IBB HBP BLK WP HR S P ERA WHIP	IP WLS BF H R ER SO BB IBB HBP BLK WP HR S P ERA WHIP	IP WLS BF H R ER SO BB IBB HBP BLK WP HR S P ERA WHIP	IP WLS BF H R ER SO BB IBB HBP BLK WP HR S P ERA WHIP	IP WLS BF H R ER SO BB IBB HBP BLK WP HR S P ERA WHIP	IP WLS BF H R ER SO BB IBB HBP BLK WP HR S P ERA WHIP	IP WLS BF H R ER SO BB IBB HBP BLK WP HR S P ERA WHIP	IP WLS BF H R ER SO BB IBB HBP BLK WP HR S P ERA WHIP	IP WLS BF H R ER SO BB IBB HBP BLK WP HR S P ERA WHIP	IP WLS BF H R ER SO BB IBB HBP BLK WP HR S P ERA WHIP	IP WLS BF H R ER SO BB IBB HBP BLK WP HR S P ERA WHIP	IP WLS BF H R ER SO BB IBB HBP BLK WP HR S P ERA WHIP	IP WLS BF H R ER SO BB IBB HBP BLK WP HR S P ERA WHIP	IP WLS BF H R ER SO BB IBB HBP BLK WP HR S P ERA WHIP	IP WLS BF H R ER SO BB IBB HBP BLK WP HR S P ERA WHIP	IP WLS BF H R ER SO BB IBB HBP BLK WP HR S P ERA WHIP	IP WLS BF H R ER SO BB IBB HBP BLK WP HR S P ERA WHIP	IP WLS BF H R ER SO BB IBB HBP BLK WP HR S P ERA WHIP	IP WLS BF H R ER SO BB IBB HBP BLK WP HR S P ERA WHIP	IP WLS BF H R ER SO BB IBB HBP BLK WP HR S P ERA WHIP	IP WLS BF H R ER SO BB IBB HBP BLK WP HR S P ERA WHIP
Josh Fogg, R ERA: 4.9 (1, 1)	5.1	24	4	0	0	2	4	0	0	0	101	0.00	1.500								
34 John Grabow, L ERA: 3.58 (6, 1)	0.0	1	0	0	0	0	1	0	0	0	5	∞	∞								
16 Salomon Torres, R ERA: 3.52 (6, 1)	1.2	H	5	0	0	2	0	0	0	0	11	0.00	0.000								
Michael Gonzalez, L ERA: 2.97 (8, 1)	0.1	H	2	1	0	0	0	0	0	0	2	0.00	3.000								
Rick White, R ERA: 3.71 (8, 1)	0.2	H	2	0	0	1	0	0	0	0	5	0.00	0.000								

Cincinnati Reds @ Pittsburgh Pirates
PNC Park, Pittsburgh, PA
Sat Aug 27 2005, 7:05 PM EDT
Att: 23,109 - Cloudy - 68 F

livebaseballscores.com

AB	37
R	4
H	9
RBI	4
BB	8
SO	8
LOB	26



BOTTOM

Cincinnati Reds @ Pittsburgh Pirates
PNC Park, Pittsburgh, PA
Sat Aug 27 2005, 7:05 PM EDT
Att. 23,109 - Cloudy - 68 F

livebaseballscorecards.com

AB 38
R 2
H 9
RBI 2
BB 3
SO 8
LOB 19



WP: 0 PA: 41
PB: 0
SB: 1
CS: 0

AB R H RBI BB SO LOB

5	0	3	0	0	0	0
4	0	1	0	1	1	2
5	1	0	0	0	0	5
4	0	0	0	0	3	1
1	0	1	1	0	0	0
4	1	2	1	0	0	0
0	0	0	0	0	0	0
1	0	0	0	0	1	1
3	0	1	0	1	0	0
3	0	0	0	1	1	4
4	0	1	0	0	0	4
2	0	0	0	0	2	0
0	0	0	0	0	0	0
1	0	0	0	0	0	0
0	0	0	0	0	0	0
0	0	0	0	0	0	0
1	0	0	0	0	0	2

1B: 7 SF: 0
2B: 1 SAC: 0
3B: 0 DP: 2
HR: 1 HBP: 0

Batter	1	2	3	4	5	6	7	8	9	10
12 Freddy Sanchez, R (1, 4) OBP: 0.325, SLG: 0.347	2-2 FC5-4 1B		X 0-0 S 1B		X 1-2 G4-3		C 1-1 F7			B 3-2 FC5-4 BB 1B
Tike Redman, L (1, 8) OBP: 0.295, SLG: 0.347	3-3 K		B 2-2 SAFE F7 1-2		X 0-0 FC5-4 1B		C 0-1 G4-3			B 4-2 FC5-4 BB 1-2
Jason Bay, R (1, 7) OBP: 0.389, SLG: 0.550	X 0-0 F8		B 3-1 F9		B 2-2 FC5-4 1-2f			B 2-2 G5-3		S 3-2 FC5-4 11 2B 1-2 2-3
Brad Eldred, R (1, 3) OBP: 0.274, SLG: 0.485	B 1-0 FC5-4 1-2f			S 1-3 K		C 0-3 K		S 1-3 K		X 0-0 K 1-H
11 Humberto Cota, R (9, 2) OBP: 0.283, SLG: 0.376										
41 Ryan Doumit, S (1, 2) OBP: 0.337, SLG: 0.403		C 1-2 G3		B 1-1 HR		C 0-2 1B 1B		C 1-1 G2-3		C 0-3 K
Jose Mesa, R (9, 1)										
Rob Mackowiak, L (10, PH) OBP: 0.341, SLG: 0.416										
Ty Wigginton, R (1, 5) OBP: 0.295, SLG: 0.429		X 0-1 E5		B 4-2 FC6-4 BB		B 1-1 1B		X 0-0 G3		
Michael Restovich, R (1, 9) OBP: 0.322, SLG: 0.410		B 3-3 K		B 1-0 FC6-4 2 FC6 1-2f		X 0-0 SAFE F9		B 4-1 2B BB		B 0-0 G3
2 Jack Wilson, R (1, 6) OBP: 0.284, SLG: 0.349		B 3-2 F9		B 1-1 FC6 1-2f		C 1-2 SAFE SAFE P3		P 2-0 G6-4-3 1B		B 0-0 G3
Josh Fogg, R (1, 1) OBP: 0.176, SLG: 0.136										
34 John Grabow, L (6, 1) OBP: 0.300, SLG: 0.500										
16 Salomon Torres, R (6, 1) OBP: 0.161, SLG: 0.290										
13 Nate McLouth, L (7, PH) OBP: 0.161, SLG: 0.290										
Michael Gonzalez, R (8, 1)										
Rick White, R (8, 1)										
Darley Ward, L (9, 3) OBP: 0.325, SLG: 0.418							X 0-0 F8		B 1-1 G6-4-3	

Inning Stats	R: 0	H: 1	E: 0	K: 1	S: 10	P: 16
Inning Stats	R: 0	H: 0	E: 1	K: 1	S: 13	P: 20
Inning Stats	R: 0	H: 1	E: 0	K: 1	S: 11	P: 17
Inning Stats	R: 1	H: 1	E: 0	K: 1	S: 11	P: 19
Inning Stats	R: 0	H: 1	E: 0	K: 1	S: 10	P: 13
Inning Stats	R: 0	H: 2	E: 0	K: 1	S: 13	P: 15
Inning Stats	R: 0	H: 0	E: 0	K: 0	S: 5	P: 6
Inning Stats	R: 0	H: 0	E: 0	K: 1	S: 8	P: 12
Inning Stats	R: 0	H: 1	E: 0	K: 0	S: 6	P: 12
Inning Stats	R: 1	H: 2	E: 0	K: 1	S: 14	P: 24

PITCHER	IP	WLS	BF	H	R	ER	SO	BB	IBB	HBP	BLK	WP	HR	S	P	ERA	WHIP
22 Eric Milton, L (1, 1) ERA: 6.21	8.0		32	6	1	1	7	1	0	0	0	0	1	81	118	1.12	0.875
25 David Weathers, R (9, 1) ERA: 3.44	1.0	W	4	1	0	0	0	1	0	0	0	0	0	6	12	0.00	2.000
Kent Mercker, L (10, 1) ERA: 3.74	1.0	S	5	2	1	1	1	1	0	0	0	0	0	14	24	9.00	3.000

PITCHER	IP	WLS	BF	H	R	ER	SO	BB	IBB	HBP	BLK	WP	HR	S	P	ERA	WHIP
---------	----	-----	----	---	---	----	----	----	-----	-----	-----	----	----	---	---	-----	------

Batter	1	2	3	4	5	6	7	8	9	AB R H RBI BB SO LOB	TOP											
Felipe Lopez, S (1, 6) OBP: 0.341, SLG: 0.490	3-2 L8		1-1 G6-3			1-2 G6-3	1-0 E BB 2B	0-1 SF7		4 1 1 2 0 0 1												
Jason LaRue, R (1, 2) OBP: 0.359, SLG: 0.448	0-1 G5-3			0-0 F8		1-3 K	1-1 E5 BB BB	2-3 K		5 0 0 0 0 2 2												
Ken Griffey Jr., L (1, 8) OBP: 0.371, SLG: 0.578	2-0 F8			2-0 HR		0-0 BB 2B	4-2 BB BB		1-2 F8	4 1 2 1 1 0 0												
Adam Dunn, L (1, 7) OBP: 0.390, SLG: 0.565		3-2 G3		0-1 G4-3		4-0 BB IBB	4-1 1-2 2-3 3-H BB		4-1 HR BB	2 1 0 1 3 0 0												
Sean Casey, L (1, 3) OBP: 0.379, SLG: 0.440		0-2 G3		0-0 F8		4-0 1-2 2-3 BB	2-2 L7		3-1 1-H HR	4 1 1 2 1 0 3												
Austin Kearns, R (1, 9) OBP: 0.324, SLG: 0.440		3-2 E5		0-1 G5-3		0-1 G1-3		0-1 G5-3	1-3 K	5 0 0 0 0 1 3												
12 Edwin Encarnación, R (1, 5) OBP: 0.295, SLG: 0.459			0-3 K		1-2 K		2-2 SH1-4 2B 1B	2-1 2B 2B	3-2 K	5 2 2 0 0 3 0												
Ray Olmedo, S (1, 4) OBP: 0.308, SLG: 0.370		0-2 G1-3		4-0 WP BB		1 SAFE 1-1 SH1-4	4-0 2B SF7 BB			1 1 0 0 2 0 0												
Luke Hudson, R (1, 1) OBP: 0.348, SLG: 0.364 Rich Aurilia, R (7, PH) OBP: 0.331, SLG: 0.452 Jason Standridge, R (7, 1) 37 Brian Shackelford, L (7, 1) 31 Matt Belisle, R (7, 1) OBP: 0.143, SLG: 0.143 Jacob C. Iizuka, L (8, PH) OBP: 0.306, SLG: 0.398 56 Todd Coffey, R (8, 1)		0-0 E9		1-3 K		2-3 K	0-1 1-3 2-H 2B			2 0 0 0 0 1 1 1 0 0 0 0 1 1 0 1 0 1 1 0 0 0 0 0 0 0 0 0 0												
Inning Stats	R: 0 E: 0 K: 0 S: 6	H: 0 LOB: 0 BB: 0 P: 11	R: 0 E: 1 K: 0 S: 10	H: 0 LOB: 1 BB: 0 P: 16	R: 0 E: 1 K: 1 S: 9	H: 0 LOB: 1 BB: 0 P: 10	R: 1 E: 0 K: 0 S: 5	H: 1 LOB: 0 BB: 0 P: 7	R: 0 E: 0 K: 2 S: 8	H: 0 LOB: 1 BB: 1 P: 14	R: 0 E: 0 K: 1 S: 10	H: 1 LOB: 3 BB: 2 P: 20	R: 2 E: 1 K: 1 S: 18	H: 2 LOB: 3 BB: 2 P: 35	R: 2 E: 0 K: 2 S: 11	H: 2 LOB: 1 BB: 1 P: 19	R: 2 E: 0 K: 2 S: 13	H: 1 LOB: 0 BB: 1 P: 25	1B: 1 2B: 4 3B: 0 HR: 2	SF: 1 SAC: 1 DP: 0 HBP: 0	WP: 1 PB: 0 SB: 0 CS: 0	PA: 43
PITCHER	IP WLS BF H R ER SO BB IBB HBP BLK WP HR S P ERA WHIP																					
Kip Wells, R (1, 1) ERA: 4.66	6.2 L 29 4 3 2 5 2 1 0 0 1 1 60 97 2.70 0.900																					
Michael Gonzalez, L (7, 1) ERA: 2.94	0.1 3 0 0 0 0 2 0 0 0 0 0 6 16 0.00 6.000																					
Brian Meadows, R (8, 1) ERA: 5.01	1.0 6 2 2 2 1 1 0 0 0 0 0 11 19 18.00 3.000																					
34 John Grabow, L (9, 1) ERA: 3.96	1.0 5 1 2 2 2 1 0 0 0 0 1 13 25 18.00 2.000																					

Cincinnati Reds @ Pittsburgh Pirates
PNC Park, Pittsburgh, PA
Sun Aug 28 2005, 1:35 PM EDT
Att. 23,495 - Partly Cloudy - 82 F

livebaseballscorecards.com

AB	34
R	7
H	7
RBI	7
BB	7
SO	8
LOB	11



Batter	1	2	3	4	5	6	7	8	9	AB R H RBI BB SO LOB	TOP											
Felipe Lopez, S (1, 6) OBP: 0.338, SLG: 0.486	0-0 P4		0-2 L3		0-0 F9			2-3 K		4 0 0 0 0 1 3												
Rich Aurilia, R (1, 4) OBP: 0.327, SLG: 0.447	0-3 K			1-0 F7		2-2 G6-3		2-2 F8		4 0 0 0 0 1 0												
Ken Griffey Jr., L (1, 8) OBP: 0.370, SLG: 0.575	3-2 1B			1-1 G3-1		1-0 G4-3			0-0 F8	4 0 1 0 0 0 0												
Wily Mo Peña, R (1, 9) OBP: 0.318, SLG: 0.527 Jacob Cruz, L (9, PH) OBP: 0.306, SLG: 0.404		0-0 F8		3-1 L9		0-3 K			1-0 BB G4-3 1B	3 0 0 0 0 1 0 1 1 1 0 0 0 0												
Sean Casey, L (1, 3) OBP: 0.382, SLG: 0.442		1-3 K			0-2 1B 2B		4-2 12 FC5-4 BB		4-1 G4-3 BB 1-2 BB	2 1 1 0 2 1 0												
Adam Dunn, L (1, 7) OBP: 0.391, SLG: 0.563		2-2 F9			1-2 FC2-5 1B 2-H		0-1 F8		4-2 G4-3 BB 1-2 2-3	3 0 1 1 1 0 1												
Jason LaRue, R (1, 2) OBP: 0.359, SLG: 0.445 Javier Valentin, S (9, PH) OBP: 0.380, SLG: 0.557			0-3 K		4-0 FC2-5 BB		0-3 K		3-1 G4-3 1-2 2-3 3-H	2 0 0 0 1 2 1 1 0 0 1 0 0 2												
12 Edwin Encarnación, R (1, 5) OBP: 0.294, SLG: 0.452			1-0 1B		0-0 P4		0-1 FC5-4 1-2f		1-3 K	4 0 1 0 0 1 5												
Ramon Ortiz, R (1, 1) OBP: 0.114, SLG: 0.140 56 Todd Coffey, R (7, 1) Ray Olmedo, S (8, PH) OBP: 0.302, SLG: 0.362 Jason Standridge, R (8, 1)			1-3 K		0-0 FC2-5 1-2 2-3f			1-3 K		2 0 0 0 0 1 3 0 0 0 0 0 0 0 1 0 0 0 0 1 0 0 0 0 0 0 0 0												
Inning Stats	R: 0 E: 0 K: 1 S: 7	H: 1 LOB: 1 BB: 0 P: 10	R: 0 E: 0 K: 1 S: 7	H: 0 LOB: 0 BB: 0 P: 10	R: 0 E: 0 K: 2 S: 10	H: 1 LOB: 1 BB: 0 P: 12	R: 0 E: 0 K: 0 S: 5	H: 0 LOB: 0 BB: 0 P: 10	R: 1 E: 0 K: 0 S: 9	H: 2 LOB: 2 BB: 1 P: 14	R: 0 E: 0 K: 1 S: 9	H: 0 LOB: 0 BB: 0 P: 12	R: 0 E: 0 K: 1 S: 11	H: 0 LOB: 1 BB: 1 P: 15	R: 0 E: 0 K: 2 S: 10	H: 0 LOB: 0 BB: 0 P: 15	R: 1 E: 0 K: 1 S: 10	H: 1 LOB: 2 BB: 2 P: 23	1B: 4 2B: 1 3B: 0 HR: 0	SF: 0 SAC: 0 DP: 0 HBP: 0	WP: 0 PA: 35 PB: 0 SB: 0 CS: 0	
PITCHER 51 Wandy Rodriguez, L (1, 1) ERA: 5.94 Russ Springer, R (6, 1) ERA: 5.01 Mike Gallo, L (7, 1) ERA: 2.77 Chad Qualls, R (7, 1) ERA: 3.23 Dan Wheeler, R (8, 1) ERA: 1.74	IP 5.0	WLS W	BF 19	H 4	R 1	ER 1	SO 4	BB 1	IBB 0	HBP 0	BLK 0	WP 0	HR 0	S 38	P 56	ERA 1.80	WHIP 1.000					
PITCHER 54 Brad Lidge, R (9, 1) ERA: 2.36	IP 1.0	WLS 6	BF 6	H 1	R 1	ER 1	SO 1	BB 2	IBB 0	HBP 0	BLK 0	WP 0	HR 0	S 10	P 23	ERA 9.00	WHIP 3.000					

Cincinnati Reds @ Houston Astros
Minute Maid Park, Houston, TX
Tue Aug 30 2005, 7:05 PM CDT
Att. 29,971 - Roof Closed - 72 F

livebaseballscorecards.com

AB	31
R	2
H	5
RBI	2
BB	4
SO	9
LOB	15



Batter	1	2	3	4	5	6	7	8	9	AB R H RBI BB SO LOB	TOP											
Felipe Lopez, S (1, 6) OBP: 0.335, SLG: 0.482	1-3 K		1-2 G4-3		0-1 G5-3			1-1 G6-3 1-2f		4 0 0 0 0 1 2												
Rich Aurilia, R (1, 4) OBP: 0.324, SLG: 0.442	3-2 P5		3-2 G4-3			1-3 K		3-3 K		4 0 0 0 0 2 0												
Ken Griffey Jr., L (1, 8) OBP: 0.368, SLG: 0.572 Aaron Holbert, R (9, PH) OBP: 0.250, SLG: 0.500	0-0 P5			1-0 G3-1		0-0 G3			1-3 K	3 0 0 0 0 0 0 1 0 0 0 0 1 0												
Austin Kearns, R (1, 9) OBP: 0.332, SLG: 0.444		2-1 FC1-6 1B		4-2 BB		0-0 1B		4-2 BB		2 0 2 0 2 0 0												
Sean Casey, L (1, 3) OBP: 0.381, SLG: 0.441		2-2 FC1-6 1B		0-3 K		0-0 G4-3		0-3 K		4 0 1 0 0 2 3												
Adam Dunn, L (1, 7) OBP: 0.388, SLG: 0.558		0-0 FC1-6		0-1 P5			3-2 G4-3		1-2 F7	4 0 0 0 0 0 4												
Jason LaRue, R (1, 2) OBP: 0.359, SLG: 0.444		1-3 K		2-2 SH1-3 1B		1-1 G6-3				3 0 1 0 0 1 2												
12 Edwin Encarnación, R (1, 5) OBP: 0.288, SLG: 0.442 31 Matt Belisle, R (7, 1) OBP: 0.143, SLG: 0.143 Randy Keisler, L (8, 1) OBP: 0.375, SLG: 0.875		0-1 G1-3		1-0 L5		2-3 K				3 0 0 0 0 1 3 0 0 0 0 0 0 0 0 0 0 0 0 0 0												
Brandon Claussen, R (1, 1) OBP: 0.111, SLG: 0.048 Jason Standridge, R (6, 1) Ray Olmedo, S (7, 4) OBP: 0.315, SLG: 0.362			1-2 G4-3		0-1 SH1-3			1-2 G6-3 HBP		1 0												
Inning Stats	R: 0 E: 0 K: 1 S: 9	H: 0 LOB: 0 BB: 0 P: 13	R: 0 E: 0 K: 1 S: 14	H: 2 LOB: 2 BB: 0 P: 19	R: 0 E: 0 K: 0 S: 14	H: 0 LOB: 0 BB: 0 P: 19	R: 0 E: 0 K: 1 S: 9	H: 0 LOB: 1 BB: 1 P: 14	R: 0 E: 0 K: 0 S: 9	H: 1 LOB: 1 BB: 0 P: 12	R: 0 E: 0 K: 1 S: 6	H: 1 LOB: 1 BB: 0 P: 7	R: 0 E: 0 K: 1 S: 8	H: 0 LOB: 0 BB: 0 P: 14	R: 0 E: 0 K: 1 S: 7	H: 0 LOB: 0 BB: 0 P: 12	R: 0 E: 0 K: 2 S: 13	H: 0 LOB: 1 BB: 1 P: 19	1B: 4 2B: 0 3B: 0 HR: 0	SF: 0 SAC: 1 DP: 1 HBP: 1	WP: 0 PB: 0 SB: 0 CS: 0	PA: 33
PITCHER	IP WLS BF H R ER SO BB IBB HBP BLK WP HR S P ERA WHIP																					
Andy Pettitte, L (1, 1) ERA: 2.5	7.0 W 26 4 0 0 5 1 0 0 0 0 0 0 69 98 0.00 0.714																					
Chad Qualls, R (8, 1) ERA: 3.18	1.0 3 0 0 0 1 0 0 1 0 0 0 7 12 0.00 0.000																					
Mike Gallo, L (9, 1) ERA: 2.57	1.0 4 0 0 0 2 1 0 0 0 0 0 13 19 0.00 1.000																					

Cincinnati Reds @ Houston Astros
Minute Maid Park, Houston, TX
Wed Aug 31 2005, 7:05 PM CDT
Att. 28,639 - Roof Closed - 72 F

livebaseballscorecards.com

AB	29
R	0
H	4
RBI	0
BB	2
SO	8
LOB	14



Batter	1	2	3	4	5	6	7	8	9
Willy Taveras, R OBP: 0.334, SLG: 0.353 Mike Gallo, L	3-2 G1-3			3-2 G1-6-3 1B	0-1 G6-3		1-0 1B	0-1 G1-3	
Craig Biggio, R OBP: 0.333, SLG: 0.456 Chad Qualls, R	2-3 K			0-0 P3		3-1 F9	1-2 1B		
Raul Chavez, R OBP: 0.211, SLG: 0.291				2-0 G1-6-3 1-2f		1-2 1B	3-2 F9		
Morgan Ensberg, R OBP: 0.386, SLG: 0.572 4 Eric Bruntlett, R OBP: 0.264, SLG: 0.392	1-2 F9								
17 Lance Berkman, S OBP: 0.401, SLG: 0.484 Charles Gipson, R		3-2 G5-3			2-0 16 HR 2B	0-2 F9		4-0 2B 1B BB	
16 Jason Lane, R OBP: 0.305, SLG: 0.498		2-2 P3			1-2 2-H HR	2-2 G5-3		2-0 P3	
2 Chris Burke, R OBP: 0.307, SLG: 0.365		2-2 G6-3			2-2 28 1B 28 S 2B 1B		1-0 1B 28 SH5-4 1B	3-2 1B 2B	
28 Adam Everett, R OBP: 0.296, SLG: 0.382			0-2 G4-3 1B		1-2 2B 1B		1-0 SH5-4	2-3 K	
Brad Ausmus, R OBP: 0.346, SLG: 0.314			1-2 G4-3 1-2f		0-0 1-H 3-H 2B		3-1 P4	2-2 HR 1B	
Andy Pettitte, L OBP: 0.098, SLG: 0.082 Jose Vizcaino, S OBP: 0.312, SLG: 0.352			1-3 K		2-3 K		0-1 1B 1B	3-2 1-H HR	


AB	R	H	RBI	BB	SO	LOB
5	0	2	1	0	0	1
0	0	0	0	0	0	0
4	0	1	1	0	1	1
0	0	0	0	0	0	0
0	0	0	0	0	0	0
4	0	1	0	0	0	3
0	0	0	0	0	0	0
3	1	1	0	1	0	1
0	1	0	0	0	0	0
4	1	1	2	0	0	2
4	3	3	0	0	0	0
3	1	2	0	0	1	3
4	1	2	4	0	0	2
2	0	0	0	0	2	0
2	2	2	2	0	0	0

BOTTOM

Cincinnati Reds @ Houston Astros
Minute Maid Park, Houston, TX

Wed Aug 31 2005, 7:05 PM CDT
Att: 28,639 - Roof Closed - 72 F

AB	35
R	10
H	15
RBI	10
BB	1
SO	4
LOB	13



Inning Stats														Inning Stats																				
R	H	E	K	S	R	H	E	K	S	R	H	E	K	S	R	H	E	K	S	R	H	E	K	S	R	H	E	K	S					
0	0	0	1	13	0	0	0	0	11	0	1	0	1	13	4	5	0	1	24	0	1	0	0	18	2	4	0	1	22	4	3	0	1	32

PITCHER														PITCHER																																																					
IP	WLS	BF	H	R	ER	SO	BB	IBB	HBP	BLK	WP	HR	S	P	ERA	WHIP	IP	WLS	BF	H	R	ER	SO	BB	IBB	HBP	BLK	WP	HR	S	P	ERA	WHIP																																		
5.2	L	22	8	4	4	3	0	0	0	0	0	0	65	97	6.35	1.412	1.0		7	4	2	2	0	0	0	0	0	0	13	21	18.00	4.000	0.1		1	0	0	0	0	0	0	0	0	0	0	3	6	0.00	0.000	1.0		7	3	4	4	1	1	0	0	0	0	0	1	16	32	36.00	4.000

Batter	1	2	3	4	5	6	7	8	9	AB R H RBI BB SO LOB	TOP									
Felipe Lopez, S (1, 6) OBP: 0.333, SLG: 0.478	0-3 K		3-2 G6-3			1-3 K		2-2 F7		4 0 0 0 0 2 0	Cincinnati Reds @ Houston Astros Minute Maid Park, Houston, TX Thu Sep 01 2005, 7:05 PM CDT Att. 27,490 - Roof Closed - 72 F									
Austin Kearns, R (1, 9) OBP: 0.331, SLG: 0.445	2-3 K			1-3 K		2-3 K		1-0 2B		4 0 1 0 0 3 0										
Ken Griffey Jr., L (1, 8) OBP: 0.367, SLG: 0.569	0-3 K			0-1 F8		1-0 1B		2-2 F7		4 0 1 0 0 1 1										
Adam Dunn, L (1, 7) OBP: 0.389, SLG: 0.559		2-2 1B 2B		2-2 G6-3		4-1 1B		0-2 P2		3 1 1 0 1 0 0										
Sean Casey, L (1, 3) OBP: 0.382, SLG: 0.441		1-2 2-H 1B			1-1 1B	0-0 F7		0-2 F8		4 0 2 1 0 0 2										
Javier Valentin, S (1, 2) OBP: 0.383, SLG: 0.553		1-3 K			2-2 1B		4-1 12 G6-4-3 BB	0-3 K		3 0 1 0 1 2 0										
12 Edwin Encarnación, R (1, 5) OBP: 0.282, SLG: 0.432		0-3 K			3-2 P6		1-2 G6-4-3			3 0 0 0 0 1 3										
Ray Olmedo, S (1, 4) OBP: 0.298, SLG: 0.340			0-2 G4-3		2-3 K		1-3 K			3 0 0 0 0 2 2										
39 Aaron Harang, R (1, 1) OBP: 0.033, SLG: 0.033 Wily Mo Peña, R (8, PH) OBP: 0.316, SLG: 0.525 25 David Weathers, R (8, 1)			0-3 K		2-3 K		0-0 P3			2 0 0 0 0 2 2 1 0 0 0 0 0 0 0 0 0 0 0 0 0										
Inning Stats	R: 0 E: 0 K: 3 S: 10	H: 0 LOB: 0 BB: 0 P: 12	R: 1 E: 0 K: 2 S: 13	H: 2 LOB: 0 BB: 0 P: 17	R: 0 E: 0 K: 1 S: 9	H: 0 LOB: 0 BB: 0 P: 12	R: 0 E: 0 K: 1 S: 11	H: 0 LOB: 0 BB: 0 P: 14	R: 0 E: 0 K: 2 S: 17	H: 2 LOB: 2 BB: 0 P: 27	R: 0 E: 0 K: 1 S: 7	H: 0 LOB: 0 BB: 1 P: 13	R: 0 E: 0 K: 0 S: 9	H: 1 LOB: 1 BB: 0 P: 14	R: 0 E: 0 K: 1 S: 9	H: 0 LOB: 0 BB: 0 P: 9	1B: 4 2B: 2 3B: 0 HR: 0	SF: 0 SAC: 0 DP: 1 HBP: 0	WP: 0 PB: 0 SB: 0 CS: 0	PA: 33
PITCHER	IP WLS BF H R ER SO BB IBB HBP BLK WP HR S P ERA WHIP																			
44 Roy Oswalt, R (1, 1) ERA: 2.91	5.2 W 22 5 1 1 11 1 0 0 0 0 0 0 70 100 1.59 1.059																			
Mike Gallo, L (6, 1) ERA: 2.51	0.1 H 2 0 0 0 0 1 0 0 0 0 0 0 2 6 0.00 3.000																			
Chad Qualls, R (7, 1) ERA: 3.14	1.0 H 2 0 0 0 1 0 0 0 0 0 0 0 6 8 0.00 0.000																			
Dan Wheeler, R (8, 1) ERA: 1.71	1.0 H 4 1 0 0 0 0 0 0 0 0 0 0 9 14 0.00 1.000																			
54 Brad Lidge, R (9, 1) ERA: 2.32	1.0 S 3 0 0 0 1 0 0 0 0 0 0 0 9 9 0.00 0.000																			

livebaseballscorecards.com

AB	31
R	1
H	6
RBI	1
BB	2
SO	13
LOB	10



Batter	1	2	3	4	5	6	7	8	9	AB R H RBI BB SO LOB	TOP		
Felipe Lopez, S (1, 6) OBP: 0.333, SLG: 0.479	0-1 G6-3		1-2 1B		2-2 HR	2-1 G6-3		1-2 G6-3		5 1 2 0 0 0 3			
Austin Kearns, R (1, 9) OBP: 0.335, SLG: 0.458	2-2 G4-5-3 1B		0-0 1B		0-0 HR		0-1 P4		0-2 G4-3	5 1 3 3 0 0 0			
Ken Griffey Jr., L (1, 8) OBP: 0.367, SLG: 0.573	2-0 G4-5-3 1-2f		0-0 F7		2-3 K		0-0 HR		4-0 BB	4 1 1 1 1 1 3			
Adam Dunn, L (1, 7) OBP: 0.387, SLG: 0.557		0-0 F8	3-1 G3-1		3-2 2B		0-3 K		1-3 K	5 0 1 0 0 2 3			
Sean Casey, L (1, 3) OBP: 0.362, SLG: 0.441		1-1 2B 1B		0-2 12 G6-3 1B	3-3 K		1-3 K		1-2 F7	5 0 2 0 0 2 2			
Jason LaRue, R (1, 2) OBP: 0.358, SLG: 0.444		1-0 2B		0-1 L5	2-1 G6-3			0-0 G6-3		4 0 1 0 0 0 2			
12 Edwin Encarnación, R (1, 5) OBP: 0.281, SLG: 0.425		3-3 K		0-1 G6-3		0-3 K		1-2 FC6-4 1B		4 0 1 0 0 2 3			
Ray Olmedo, S (1, 4) OBP: 0.279, SLG: 0.315		1-3 K		1-0 G4-3		1-3 K		0-2 FC6-4 2B 1-2f		4 0 0 0 0 2 4			
22 Eric Milton, L 56 Todd Coffey, R Aaron Holbert, R Josh Hancock, R Willy Mo Peña, R 37 Brian Shaddelford, L Jason Standridge, R Jacob Cruz, L Kent Mercker, L			1-3 K		1-1 2B HR 1B	1-2 1B		0-1 2B		1 0 0 0 0 0 1 0 0 0 0 0 0 0 0 0 0 1 1 1 0 0 0 0 0 0 0 0 0 0 0 0 1 0 0 1 0 1 0 0 1 0 0 0 0 0 0 0 0 0 0 0 0			
Inning Stats	R: 0 H: 1 E: 0 LOB: 0 K: 0 BB: 0 S: 6 P: 10	R: 0 H: 2 E: 0 LOB: 2 K: 2 BB: 0 S: 11 P: 17	R: 0 H: 2 E: 0 LOB: 2 K: 1 BB: 0 S: 10 P: 15	R: 0 H: 1 E: 0 LOB: 1 K: 0 BB: 0 S: 8 P: 9	R: 3 H: 4 E: 0 LOB: 1 K: 2 BB: 0 S: 18 P: 31	R: 0 H: 1 E: 0 LOB: 1 K: 2 BB: 0 S: 12 P: 16	R: 1 H: 1 E: 0 LOB: 0 K: 2 BB: 0 S: 9 P: 10	R: 0 H: 2 E: 0 LOB: 2 K: 0 BB: 0 S: 12 P: 14	R: 0 H: 0 E: 0 LOB: 1 K: 1 BB: 1 S: 12 P: 18	1B: 8 SF: 0 2B: 4 SAC: 0 3B: 0 DP: 1 HR: 2 HBP: 0	WP: 0 PA: 41 PB: 0 SB: 0 CS: 0		
PITCHER	IP WLS BF H R ER SO BB IBB HBP BLK WP HR S P ERA WHIP											PITCHER	IP WLS BF H R ER SO BB IBB HBP BLK WP HR S P ERA WHIP
15 Tim Hudson, R (1, 1) ERA: 3.38	6.1 W 30 12 4 4 7 0 0 0 0 0 0 2 68 101 5.68 1.895												
John Foster, L (7, 1) ERA: 3.21	0.2 H 2 0 0 0 2 0 0 0 0 0 0 0 6 7 0.00 0.000												
Chris Reitsma, R (8, 1) ERA: 4.02	0.2 H 4 2 0 0 0 0 0 0 0 0 0 0 9 10 0.00 3.000												
Kyle Farnsworth, R (8, 1) ERA: 2.1	1.1 S 5 0 0 0 1 1 0 0 0 0 0 0 15 22 0.00 0.750												

Cincinnati Reds @ Atlanta Braves
Turner Field, Atlanta, GA
Fri Sep 02 2005, 7:35 PM EDT
Att: 27,041 - Clear - 83 F

livebaseballscorecards.com

AB	40
R	4
H	14
RBI	4
BB	1
SO	10
LOB	20



Batter	1	2	3	4	5	6	7	8	9
Rafael Furcal, S OBP: 0.345, SLG: 0.428 (1, 6)	0-0 B3		1-0 2B	1-1 E5		3-2 G4-3			
Marcus Giles, R OBP: 0.375, SLG: 0.446 (1, 4)	0-0 F8		2-2 K	0-0 G1-3			0-0 F9		
10 Chipper Jones, S OBP: 0.418, SLG: 0.560 (1, 5)	3-2 HR						0-0 2B		
Andrew Jones, R OBP: 0.356, SLG: 0.594 (1, 8)	0-3 K			1-2 1B 7 SF7 2B	2-3 K		0-0 F7		
Julio Franco, R OBP: 0.348, SLG: 0.483 Kyle Farnsworth, R (8, 1)		1-3 K		1-2 2B 1B	2-2 2B		0-3 K		
7 Jeff Francoeur, R OBP: 0.372, SLG: 0.636 (1, 9)		2-3 K		2-3 3-H 1-2 SF7	0-1 F9		0-2 G3 F8 1B		
Johnny Estrada, S OBP: 0.308, SLG: 0.373 (1, 2)		1-2 F9		0-1 2B 15 3B 1B	1-1 F7		0-0 F8		
Ryan Langerhans, L OBP: 0.323, SLG: 0.410 (1, 7)			3-2 K	1-2 15 3B 2B		1-0 G3	1-1 G3		
15 Tim Hudson, R OBP: 0.179, SLG: 0.189 John Foster, L (7, 1) Chris Reitsma, R (8, 1) Adam LaRoche, L OBP: 0.310, SLG: 0.429 (8, 3)			1-2 G5-3	2-2 E 3B		1-1 G2-3	0-3 K		

Inning Stats	R: 1	H: 1	E: 0	LOB: 0	K: 1	S: 8	P: 11	R: 0	H: 0	E: 0	LOB: 0	K: 2	S: 13	P: 17	R: 0	H: 1	E: 0	LOB: 1	K: 0	S: 11	R: 6	H: 5	E: 1	LOB: 1	K: 0	S: 23	P: 36	R: 0	H: 1	E: 0	LOB: 1	K: 1	S: 13	P: 18	R: 0	H: 0	E: 0	LOB: 0	K: 0	S: 6	R: 0	H: 1	E: 0	LOB: 1	K: 1	S: 6	R: 0	H: 1	E: 0	LOB: 1	K: 1	S: 10	P: 11
--------------	------	------	------	--------	------	------	-------	------	------	------	--------	------	-------	-------	------	------	------	--------	------	-------	------	------	------	--------	------	-------	-------	------	------	------	--------	------	-------	-------	------	------	------	--------	------	------	------	------	------	--------	------	------	------	------	------	--------	------	-------	-------

PITCHER	IP	WLS	BF	H	R	ER	SO	BB	IBB	HBP	BLK	WP	HR	S	P	ERA	WHIP
22 Eric Milton, L ERA: 6.42 (1, 1)	3.1	L	18	7	7	6	5	1	0	0	0	0	0	50	74	16.20	2.400
56 Todd Coffey, R ERA: 4.44 (4, 1)	0.2		3	0	0	0	0	0	0	0	0	0	0	5	8	0.00	0.000
Josh Hancock, R ERA: (5, 1)	1.0		4	1	0	0	1	0	0	0	0	0	0	13	18	0.00	1.000
37 Brian Shackelford, L ERA: 1.81 (6, 1)	1.0		3	0	0	0	0	0	0	0	0	0	0	6	11	0.00	0.000
Jason Standridge, R ERA: 4.88 (7, 1)	1.0		4	1	0	0	1	0	0	0	0	0	0	6	6	0.00	1.000

BOTTOM

Cincinnati Reds @ Atlanta Braves
Turner Field, Atlanta, GA


Fri Sep 02 2005, 7:35 PM EDT
Att. 27,041 - Clear - 83 F

AB	R	H	RBI	BB	SO	LOB
4	0	1	0	0	0	0
4	0	0	0	0	1	2
3	2	2	1	1	0	1
4	1	1	0	0	2	1
4	1	2	1	0	2	1
0	0	0	0	0	0	0
3	0	1	1	0	1	1
4	1	1	0	0	0	2
4	1	1	1	0	1	1
3	1	1	2	0	0	0
0	0	0	0	0	0	0
0	0	0	0	0	0	0
1	0	0	0	0	1	1

1B:	3	SF:	1
2B:	5	SAC:	0
3B:	1	DP:	0
HR:	1	HBP:	0

WP:	0	PA:	36
PB:	0		
SB:	0		
CS:	0		

livebaseballscorecards.com



Batter	1	2	3	4	5	6	7	8	9	AB R H RBI BB SO LOB	TOP	
Felipe Lopez, S (1, 6) OBP: 0.331, SLG: 0.475	0-3 		2-1 G5-3 	0-1 G5-3 			3-2 G6-3 			4 0 0 0 0 1 2	Cincinnati Reds @ Atlanta Braves Turner Field, Atlanta, GA Sat Sep 03 2005, 7:05 PM EDT Att. 40,212 - Cloudy - 82 F	
Austin Kearns, R (1, 9) OBP: 0.334, SLG: 0.453 (8, 8)	4-1 		0-0 F9 		0-0 G6-3 		2-1 F8 		3 1 0 0 1 0 0			
Ken Griffey Jr., L (1, 8) OBP: 0.368, SLG: 0.572 Josh Hancock, R (8, 1)	0-0 F7 		3-3 K 		2-2 		0-1 1B 		4 0 2 0 0 1 1 0 0 0 0 0 0 0			
Adam Dunn, L (1, 7) OBP: 0.388, SLG: 0.558	0-1 E9 			4-0 1B 12 BB BB 	1-2 P5 		0-1 F8 		3 1 1 0 1 0 2			
Sean Casey, L (1, 3)	0-1 P5 			4-0 12 BB 1B SF9 BB 	1-2 P6 		0-1 F7 		3 1 0 0 1 0 3			
Jason LaRue, R (1, 2) OBP: 0.356, SLG: 0.442		2-2 P3 		0-1 SF9 12 BB 1B 		3-2 F9 		1-2 G1-3 	4 0 1 0 0 0 1			
12 Edwin Encarnación, R (1, 5) OBP: 0.287, SLG: 0.432		2-0 		4-2 S BB 		2-1 P3 		1-2 G5-3 	3 0 1 1 1 0 0			
Aaron Holbert, R (1, 4) OBP: 0.222, SLG: 0.375		1-3 K2-3 		0-0 SF9 		2-2 G4-3 		2-3 K 	3 0 0 1 0 2 1			
Luke Hudson, R (1, 1) OBP: 0.333, SLG: 0.348 Wily Mo Peña, R (4, PH) OBP: 0.318, SLG: 0.525 Randy Keisler, L (4, 1) OBP: 0.275, SLG: 0.875 37 Brian Shacketford, L (6, 1) 56 Todd Coffey, R (6, 1) Ray Olmedo, S (7, PH) OBP: 0.274, SLG: 0.309 31 Matt Seislie, R (7, 1) OBP: 0.143, SLG: 0.143 Jacob Cruz, L (8, 9) OBP: 0.300, SLG: 0.414		3-2 F9 		3-3 K 		0-1 G5-3 		1-3 K 	1 0 0 0 0 0 1 1 0 0 0 0 1 2 0 1 0 0 0 0 0 0 0 0 0 0 0 0 0 1 0 0 0 0 1 0			
Inning Stats	R: 1 H: 1 E: 1 LOB: 1 K: 1 BB: 1 S: 9 P: 13	R: 0 H: 1 E: 0 LOB: 1 K: 1 BB: 0 S: 10 P: 18	R: 0 H: 0 E: 0 LOB: 0 K: 1 BB: 0 S: 8 P: 13	R: 2 H: 1 E: 0 LOB: 2 K: 1 BB: 3 S: 14 P: 29	R: 0 H: 1 E: 0 LOB: 1 K: 0 BB: 0 S: 12 P: 16	R: 0 H: 0 E: 0 LOB: 0 K: 0 BB: 0 S: 8 P: 15	R: 0 H: 0 E: 0 LOB: 0 K: 0 BB: 0 S: 7 P: 12	R: 0 H: 1 E: 0 LOB: 1 K: 0 BB: 0 S: 10 P: 11	R: 0 H: 0 E: 0 LOB: 0 K: 2 BB: 0 S: 10 P: 14	1B: 3 SF: 1 2B: 2 SAC: 0 3B: 0 DP: 0 HR: 0 HBP: 0	WP: 0 PA: 36 PB: 0 SB: 1 CS: 0	
PITCHER Jorge Sosa, R (1, 1) ERA: 2.74 48 Blaine Boyer, R (6, 1) ERA: 1.71 John Foster, L (7, 1) ERA: 3.1 49 Macay McBride, L (8, 1) ERA: 5.14 Jim Brower, R (9, 1) ERA: 5.76	IP WLS BF H R ER SO BB IBB HBP BLK WP HR S P ERA WHIP											PITCHER IP WLS BF H R ER SO BB IBB HBP BLK WP HR S P ERA WHIP

livebaseballscorecards.com

AB	31
R	3
H	5
RBI	2
BB	4
SO	6
LOB	13



Cincinnati Reds @ Atlanta Braves
 Turner Field, Atlanta, GA

Sat Sep 03 2005, 7:05 PM EDT
 Att. 40,212 - Cloudy - 82 F

livebaseballscorecards.com

AB 33
R 9
H 10
RBI 9
BB 4
SO 3
LOB 19



WP: 1 PA: 39
 PB: 0
 SB: 0
 CS: 0

Batter	1	2	3	4	5	6	7	8	9
Rafael Furcal, S OBP: 0.345, SLG: 0.428 (1, 6)	2-0 G4-3 1B		3-1 FC4-6 1B	0-2 F9		0-1 2B 1B		3-1 E4	
Marcus Giles, R OBP: 0.377, SLG: 0.449 (1, 4)	4-2 FC5-4 BB		0-0 F9		0-0 G6-4-3 1B	1-0 2B		0-0 F9	
10 Chipper Jones, S OBP: 0.418, SLG: 0.556 (1, 5)	1-0 FC5-4 1B		1-1 FC4-6 2B		2-0 G6-4-3	4-2 BB		1-0 F8	
Andruw Jones, R OBP: 0.355, SLG: 0.593 Jim Brower, R (9, 1)	3-0 FC5-4 WP		2-1 7 HR 2B		1-2 G6-3	2-0 G6-3			
Adam LaRoche, L OBP: 0.314, SLG: 0.429 (1, 3)	2-1 F7		4-2 7 HR BB			4-1 HBP 1B BB	1-0 1B		
7 Jeff Francoeur, R OBP: 0.377, SLG: 0.652 Ryan Langerhans, L OBP: 0.322, SLG: 0.408 (7, 9)		2-2 P4	2-0 HR			1-1 HBP 1B HBP	2-3 K		
Johnny Estrada, S OBP: 0.307, SLG: 0.371 (1, 2)		1-1 P5	0-0 F9			1-0 F7	0-1 G4-3 1B		
Kelly Johnson, L OBP: 0.332, SLG: 0.391 (1, 7)		2-2 G3		0-0 P4		2-3 K	0-0 G4-3		
Jorge Sosa, R OBP: 0.130, SLG: 0.091 48 Blaine Boyer, R (6, 1)			0-0 F9 1B	2-3 K		3-1 1B HBP		1-1 F7	
Julio Franco, R OBP: 0.351, SLG: 0.483 John Foster, L (7, 1)									
49 Macay McBride, L Todd Hollandsworth, L OBP: 0.301, SLG: 0.383 (8, 9)									

AB	R	H	RBI	BB	SO	LOB
5	1	2	2	0	0	0
4	0	2	2	1	0	3
4	1	1	1	1	0	3
4	1	1	1	0	0	4
0	0	0	0	0	0	0
2	2	1	0	2	0	2
2	2	1	3	0	0	0
1	0	0	0	0	1	1
4	0	1	0	0	0	2
4	0	0	0	0	1	4
2	1	1	0	0	1	0
0	0	0	0	0	0	0
0	1	0	0	0	0	0
0	0	0	0	0	0	0
0	0	0	0	0	0	0
1	0	0	0	0	0	0

Inning Stats		R: 0	H: 1	E: 0	LOB: 2	K: 0	BB: 1	S: 8	P: 20
R: 0	H: 0	E: 0	LOB: 0	K: 0	BB: 0	S: 8	P: 13		
R: 5	H: 4	E: 0	LOB: 0	K: 0	BB: 1	S: 12	P: 24		
R: 0	H: 0	E: 0	LOB: 0	K: 1	BB: 0	S: 7	P: 9		
R: 0	H: 1	E: 0	LOB: 0	K: 0	BB: 0	S: 5	P: 8		
R: 4	H: 2	E: 0	LOB: 2	K: 1	BB: 2	S: 14	P: 32		
R: 0	H: 2	E: 0	LOB: 1	K: 1	BB: 0	S: 7	P: 10		
R: 0	H: 0	E: 1	LOB: 1	K: 0	BB: 0	S: 6	P: 11		

PITCHER		IP	WLS	BF	H	R	ER	SO	BB	IBB	HBP	BLK	WP	HR	S	P	ERA	WHIP
Luke Hudson, R ERA: 6.72 (1, 1)	3.0	L	16	5	5	5	5	0	2	0	0	0	1	1	28	57	15.00	2.333
Randy Keisler, L ERA: 7.13 (4, 1)	2.0		6	1	0	0	1	0	0	0	0	0	0	0	12	17	0.00	0.500
37 Brian Shackelford, L ERA: 2.74 (6, 1)	0.2		5	0	3	3	1	1	1	0	2	0	0	0	7	18	40.50	1.500
56 Todd Coffey, R ERA: 4.59 (6, 1)	0.1		4	2	1	1	0	1	0	0	0	0	0	0	7	14	27.00	9.000
31 Matt Belisle, R ERA: 3.82 (7, 1)	1.0		4	2	0	0	1	0	0	0	0	0	0	0	7	10	0.00	2.000

PITCHER		IP	WLS	BF	H	R	ER	SO	BB	IBB	HBP	BLK	WP	HR	S	P	ERA	WHIP
Josh Hancock, R ERA: (8, 1)	1.0		4	0	0	0	0	0	0	0	0	0	0	0	6	11	0.00	0.000

Batter	1	2	3	4	5	6	7	8	9	10	11	12	AB R H RBI BB SO LOB
Rafael Furcal, S OBP: 0.344, SLG: 0.424 (1, 6)	1-3 K		4-2 S BB		2-2 G3			1-2 G3-1		1-3 K		3-2 F9	5 0 0 0 1 2 0
Marcus Giles, R OBP: 0.379, SLG: 0.466 (1, 4)	0-2 HR		1-3 K			0-0 HR		1-2 10 2B 3B			0-0 E4 WP S		5 3 3 2 0 1 1
10 Chipper Jones, S OBP: 0.415, SLG: 0.553 (1, 5)	1-3 K		0-0 G1-3			0-2 L9		3-1 2B			2-1 L7		5 0 1 1 0 1 2
Andruw Jones, R OBP: 0.355, SLG: 0.590 (1, 8)	2-0 P4		0-1 G5-3			4-2 G4-6-3 BB		1-1 P5			4-1 7 IBB IBB		3 0 0 0 2 0 2
Adam LaRoche, L OBP: 0.311, SLG: 0.423 (1, 3)		1-2 K		0-0 F8		0-1 G4-6-3 1-2f			0-3 K		0-3 K		5 0 0 0 0 3 3
7 Jeff Francoeur, R OBP: 0.378, SLG: 0.649 (1, 9)		2-1 16 FC6-4 2B		0-0 P3			1-0 P3		1-2 G4-3		4-0 IBB		4 0 1 0 1 0 0
Ryan Langerhans, L OBP: 0.320, SLG: 0.402 (1, 7)		4-2 16 FC6-4 BB		3-1 F7			0-2 F8		1-1 F9		1-2 G3		4 0 0 0 1 0 3
16 Brian McCann, L OBP: 0.351, SLG: 0.391 Brian Jordan, R OBP: 0.294, SLG: 0.333 Johnny Estrada, S OBP: 0.306, SLG: 0.370 (1, 2)		0-0 FC6-4		1-2 G3			1-0 G3						3 0 0 0 0 0 2
Horacio Ramirez, L 40 Macay McBride, L Todd Hollingsworth, L Jose Ramirez, R Chris Reitsma, R Julio Franco, R John Falter, L Dan Kolb, R SD Anthony Lerew, L Wilson Betemit, S (11, 2)		1-2 FC6-4		0-3 K			0-3 K						1 0 0 0 0 1 0
													1 0 0 0 0 0 0

Inning Stats	R: 1	H: 1	E: 0	LOB: 0	K: 2	P: 13	R: 0	H: 1	E: 0	LOB: 2	K: 1	P: 13	R: 0	H: 0	E: 0	LOB: 1	K: 1	P: 13	R: 0	H: 0	E: 0	LOB: 0	K: 0	P: 7	R: 0	H: 0	E: 0	LOB: 0	K: 1	P: 12	R: 1	H: 1	E: 0	LOB: 0	K: 0	P: 12	R: 0	H: 0	E: 0	LOB: 0	K: 0	P: 7	R: 1	H: 2	E: 0	LOB: 1	K: 1	P: 20	R: 0	H: 0	E: 0	LOB: 0	K: 1	P: 10	R: 0	H: 0	E: 1	LOB: 3	K: 1	P: 21	R: 0	H: 0	E: 0	LOB: 0	K: 1	P: 18	1B: 0	2B: 2	3B: 1	HR: 2	SF: 0	SAC: 0	DP: 1	HBP: 0	WP: 1	PA: 46
--------------	------	------	------	--------	------	-------	------	------	------	--------	------	-------	------	------	------	--------	------	-------	------	------	------	--------	------	------	------	------	------	--------	------	-------	------	------	------	--------	------	-------	------	------	------	--------	------	------	------	------	------	--------	------	-------	------	------	------	--------	------	-------	------	------	------	--------	------	-------	------	------	------	--------	------	-------	-------	-------	-------	-------	-------	--------	-------	--------	-------	--------

PITCHER	IP	WLS	BF	H	R	ER	SO	BB	IBB	HBP	BLK	WP	HR	S	P	ERA	WHIP
Ramon Ortiz, R ERA: 5.26 (1, 1)	7.2		28	3	2	2	6	3	0	0	0	0	2	67	97	2.35	0.783
25 David Weathers, R ERA: 3.46 (8, 1)	1.1	B	6	2	1	1	1	0	0	0	0	0	0	15	22	6.75	1.500
Kent Mercker, L ERA: 3.6 (10, 1)	1.0		3	0	0	0	3	0	0	0	0	0	0	9	13	0.00	0.000
31 Matt Belisle, R ERA: 3.77 (11, 1)	1.0	W	6	0	0	0	1	0	2	0	0	1	0	10	21	0.00	0.000
37 Brian Shackerford, L ERA: 2.63 (12, 1)	1.0		3	0	0	0	1	0	0	0	0	0	0	11	18	0.00	0.000


BOTTOM

Cincinnati Reds @ Atlanta Braves
Turner Field, Atlanta, GA

Sun Sep 04 2005, 1:05 PM EDT
Att. 34,472 - Partly Cloudy - 81 F

livebaseballscorecards.com

AB	41
R	3
H	5
RBI	3
BB	5
SO	12
LOB	15



Batter	1	2	3	4	5	6	7	8	9	AB R H RBI BB SO LOB	TOP																										
Brady Clark, R (1, 8) OBP: 0.368, SLG: 0.419	1-1 G3		1-0 2B		2-2 F7		1-1 2B	0-2 G5-3		5 0 2 0 0 0 3																											
23 Rickie Weeks Jr., R (1, 4) OBP: 0.334, SLG: 0.407	1-2 G5-3		0-1 L4		1-1 G6-3		0-3 K		2-3 K	5 0 0 0 0 2 2																											
Lyle Overbay, L (1, 3) OBP: 0.362, SLG: 0.437	2-0 P5			2-1 L7	2-2 G5-3		0-3 K		4-1 2B BB	4 1 0 0 1 1 1																											
Carlos Lee, R (1, 7) OBP: 0.329, SLG: 0.508		2-2 L5		1-0 2B		2-2 P5		1-2 G5-3	1-1 1B 2B	5 2 2 1 0 0 0																											
Geoff Jenkins, L (1, 9) OBP: 0.375, SLG: 0.503 Chris Magruder, S (9, PR) OBP: 0.259, SLG: 0.305		1-1 FC3-6 1B		2-2 G5-3 2B		1-0 1B 2B		1-2 BB 1B 1B	0-0 1B 7 S PB 1B	5 1 5 2 0 0 0 0 1 0 0 0 0 0																											
Wes Helms, R (1, 5) OBP: 0.363, SLG: 0.481		1-1 FC3-6 1-2f		4-2 G5-3 BB		0-0 1B		0-0 7 1B BB 1B	2-1 7 PB WP 1B	4 1 3 0 1 0 1																											
Damian Miller, R (1, 2) OBP: 0.325, SLG: 0.388		1-2 L9		2-2 G5-3		2-3 K		4-2 1B 7 1B BB	3-3 K	4 0 0 0 1 2 7																											
7 J.J. Hardy, R (1, 6) OBP: 0.320, SLG: 0.336			0-0 F9	4-0 IBB		3-1 G5-3		0-2 G5-3 1B	1-2 2-3 3-H 1B	4 0 1 1 1 0 4																											
Tomo Ohka, S (1, 1) OBP: 0.130, SLG: 0.111 Russell Branyan, L (8, PH) OBP: 0.376, SLG: 0.492 Jeff Cirillo, R (8, PH) OBP: 0.373, SLG: 0.429 Dana Eveland, L (8, 1)			1-3 K	2-3 K			2-3 K	0-0 1B		3 0 0 0 0 3 3 0 0 0 0 0 0 0 1 0 1 1 0 0 0 0 0 0 0 0 0 0																											
Inning Stats	R: 0 E: 0 K: 0 S: 6	H: 0 LOB: 0 BB: 0 P: 10	R: 0 E: 0 K: 0 S: 12	H: 1 LOB: 1 BB: 0 P: 17	R: 0 E: 0 K: 1 S: 7	H: 1 LOB: 1 BB: 0 P: 9	R: 1 E: 0 K: 1 S: 15	H: 2 LOB: 3 BB: 2 P: 32	R: 0 E: 0 K: 0 S: 11	H: 0 LOB: 0 BB: 0 P: 16	R: 0 E: 0 K: 1 S: 11	H: 2 LOB: 2 BB: 0 P: 19	R: 0 E: 0 K: 3 S: 11	H: 1 LOB: 1 BB: 0 P: 14	R: 2 E: 0 K: 0 S: 20	H: 4 LOB: 2 BB: 1 P: 26	R: 3 E: 0 K: 2 S: 17	H: 3 LOB: 2 BB: 1 P: 30	1B: 8 2B: 6 3B: 0 HR: 0	SF: 0 SAC: 0 DP: 1 HBP: 0	WP: 1 PB: 1 SB: 1 CS: 0	PA: 44															
PITCHER	IP WLS BF H R ER SO BB IBB HBP BLK WP HR S P ERA WHIP																				PITCHER	IP WLS BF H R ER SO BB IBB HBP BLK WP HR S P ERA WHIP															
Brandon Claussen, L (1, 1) ERA: 4.22	7.0		30	7	1	1	6	1	1	0	0	0	0	73	117	1.29	1.143																				
31 Matt Belisle, R (8, 1) ERA: 3.99	0.1	L	5	3	2	2	0	1	0	0	0	0	0	16	22	54.00	12.000																				
Kent Mercker, L (8, 1) ERA: 3.56	0.2		2	1	0	0	0	0	0	0	0	0	4	4	0.00	1.500																					
Chris Booker, R (9, 1) ERA: 54.0	0.1		5	3	3	2	1	1	0	0	0	0	0	9	18	54.00	12.000																				
Allan Simpson, R (9, 1) ERA: 33.75	0.2		2	0	0	0	1	0	0	0	0	1	0	8	12	0.00	0.000																				

Milwaukee Brewers @ Cincinnati Reds
Great American Ball Park, Cincinnati, OH

Mon Sep 05 2005, 7:10 PM EDT
Att. 16,144 - Party Cloudy - 78 F

livebaseballscorecards.com

AB	40
R	6
H	14
RBI	5
BB	4
SO	8
LOB	21



Batter	1	2	3	4	5	6	7	8	9	AB	R	H	RBI	BB	SO	LOB
Felipe Lopez, S OBP: 0.330, SLG: 0.475 (1, 6) C B X	1-1 1B		0-3 K			2-1 G5-3		1-0 1B		4	0	2	0	0	1	0
Rich Aurilia, R OBP: 0.319, SLG: 0.435 (1, 4) X	0-0 F7			1-2 F9		1-0 G3		1-1 G5-3		4	0	0	0	0	0	2
Adam Dunn, L OBP: 0.386, SLG: 0.559 (1, 7) C F B X SAFE	1-2 L8			0-0 HR		1-2 L7			1-3 K	4	1	1	1	0	1	1
Austin Kearns, R OBP: 0.330, SLG: 0.446 (1, 9) SAFE F C X	0-2 G5-3			1-3 K			0-3 K		1-0 G2-3	4	0	0	0	0	2	1
Sean Casey, L OBP: 0.379, SLG: 0.434 (1, 3) B X		1-0 L7		1-1 G1-3			1-0 E4		1-1 L8	4	0	0	0	0	0	0
Jason LaRue, R OBP: 0.355, SLG: 0.449 (1, 2) B X		1-0 F9			0-0 F7		2-3 K			3	0	0	0	0	1	1
Wily Mo Peña, R OBP: 0.317, SLG: 0.516 (1, 8) SAFE C X		0-3 K			0-0 L8		2-1 F8			3	0	0	0	0	1	1
12 Edwin Encarnación, R OBP: 0.296, SLG: 0.429 (1, 5) C B X			1-3 K		3-2 1B			4-1 6 G6-4-3 BB		2	0	1	0	1	1	0
Brandon Claussen, R OBP: 0.156, SLG: 0.045 (1, 1) 31 Matt Belisle, R OBP: 0.143, SLG: 0.143 (8, 1) Kent Mercker, L OBP: 0.379, SLG: 0.390 (8, PH) Chris Booker, R OBP: 0.379, SLG: 0.390 (9, 1) Allan Simpson, R OBP: 0.379, SLG: 0.390 (9, 1)			0-2 G6-3		0-1 F9			0-0 G6-4-3		2	0	0	0	0	0	1

Inning Stats	R: 0	H: 1	E: 0	K: 0	S: 9	LOB: 1	BB: 0	P: 11	R: 0	H: 0	E: 0	K: 1	S: 5	LOB: 0	BB: 0	P: 7	R: 0	H: 0	E: 0	K: 2	S: 9	LOB: 0	BB: 0	P: 10	R: 1	H: 1	E: 0	K: 1	S: 9	LOB: 0	BB: 0	P: 12	R: 0	H: 1	E: 0	K: 0	S: 7	LOB: 1	BB: 0	P: 10	R: 0	H: 0	E: 1	K: 2	S: 10	LOB: 1	BB: 0	P: 15	R: 0	H: 1	E: 0	K: 0	S: 5	LOB: 1	BB: 1	P: 11	R: 0	H: 0	E: 0	K: 1	S: 6	LOB: 0	BB: 0	P: 9	1B: 3	2B: 0	3B: 0	HR: 1	SF: 0	SAC: 0	DP: 1	HBP: 0	WP: 0	PB: 0	SB: 0	CS: 0	PA: 32
PITCHER	IP	WLS	BF	H	R	ER	SO	BB	IBB	HBP	BLK	WP	HR	S	P	ERA	WHIP																																																												
Tomo Ohka, R ERA: 3.93 (1, 1)	7.0	W	25	3	1	1	6	0	0	0	0	0	0	55	75	1.29	0.429																																																												
Dana Eveland, L ERA: 3.63 (8, 1)	2.0	S	7	1	0	0	1	1	0	0	0	0	0	11	20	0.00	1.000																																																												

BOTTOM

Milwaukee Brewers @ Cincinnati Reds
Great American Ball Park, Cincinnati, OH

Mon Sep 05 2005, 7:10 PM EDT
Att. 16,144 - Partly Cloudy - 78 F

livebaseballscores.com

AB	31
R	1
H	4
RBI	1
BB	1
SO	7
LOB	8



BOTTOM

Milwaukee Brewers @ Cincinnati Reds

Great American Ball Park, Cincinnati, OH

Tue Sep 06 2005, 7:10 PM EDT

Att. 13,351 - Clear - 79 F

livebaseballscorecards.com

AB	38
R	2
H	10
RBI	2
BB	3
SO	5
LOB	18



WP:	0	PA:	42
PB:	0		
SB:	1		
CS:	0		

AB R H RBI BB SO LOB

4 0 1 0 0 0 1

5 0 2 0 0 0 2

5 0 2 1 0 0 2

4 1 2 0 1 0 3

5 0 1 0 0 0 6

5 0 1 1 0 1 1

3 0 0 0 1 1 1

4 0 1 0 0 2 0

2 0 0 0 0 1 2

0 0 0 0 0 0 0

0 0 0 0 0 1 0 0

0 1 0 0 0 0 0 0

0 0 0 0 0 0 0 0

0 0 0 0 0 0 0 0

1 0 0 0 0 0 0 0

0 0 0 0 0 0 0 0

1B: 9 SF: 0

2B: 1 SAC: 0

3B: 0 DP: 0

HR: 0 HBP: 1

Batter	1	2	3	4	5	6	7	8	9	10
6 Ryan Freel, R OBP: 0.379, SLG: 0.391	0-1 G1-3		2-2 1B S HBP		1-2 F8 2B		2-1 F7		2-1 B1-3	
Rich Aurilia, R OBP: 0.320, SLG: 0.435	0-0 1B		2-2 P3		1-1 F8		0-0 BB 1B 1B		0-1 G4-3	
Felipe Lopez, S OBP: 0.331, SLG: 0.475	3-2 F7		3-1 1B		1-1 F9		1-1 BB 1B			1-1 G1-3
Adam Dunn, L OBP: 0.388, SLG: 0.559	2-2 F8		0-1 P6			1-0 G1-3 1B	4-1 BB			0-1 1B 1B
Sean Casey, L OBP: 0.378, SLG: 0.432		1-2 F7	2-0 F9			0-2 G1-3 1B	3-2 F9			2-1 1B 1B
Javier Valentin, S OBP: 0.372, SLG: 0.547		1-0 F7		1-3 K		1-0 F7		1-1 F7		0-0 1B
Austin Kearns, R OBP: 0.330, SLG: 0.442		4-1 1B BB		2-2 K		0-0 P4		3-2 P4		
Wily Mo Peña, R OBP: 0.316, SLG: 0.512		2-1 FC6-4 1B		1-3 K			2-1 F8		1-3 K	
39 Aaron Harang, R 37 Brian Shacketford, L Jacob Cruz, L Ray Quiroga, S Jason Standridge, R 25 David Weathers, R 12 Edwin Encarnación, R Kent Mercker, L		0-0 FC6-4		1-3 K			4-2 1B 1B BB		1-0 P6	

Inning Stats	R: 0	H: 1	R: 0	H: 1	R: 0	H: 1	R: 0	H: 1	R: 1	H: 2	R: 0	H: 0	R: 0	H: 0	R: 1	H: 3	1B: 9	SF: 0
	E: 0	LOB: 1	E: 0	LOB: 2	E: 0	LOB: 0	E: 0	LOB: 1	E: 0	LOB: 3	E: 0	LOB: 0	E: 0	LOB: 0	E: 0	LOB: 2	2B: 1	SAC: 0
	K: 0	BB: 0	K: 0	BB: 1	K: 3	BB: 0	K: 0	BB: 0	K: 0	BB: 2	K: 1	BB: 0	K: 0	BB: 0	K: 0	BB: 0	3B: 0	DP: 0
	S: 9	P: 14	S: 8	P: 16	S: 11	P: 19	S: 9	P: 13	S: 16	P: 32	S: 8	P: 13	S: 5	P: 8	S: 7	P: 10	HR: 0	HBP: 1

PITCHER	IP	WLS	BF	H	R	ER	SO	BB	IBB	HBP	BLK	WP	HR	S	P	ERA	WHIP
Rick Helling, R ERA: 3.13	5.0		21	4	0	0	4	1	0	1	0	0	0	48	77	0.00	1.000
Justin Lehr, R ERA: 3.2	1.2	H	8	2	1	1	0	1	0	0	0	0	0	16	26	5.40	1.800
Matt Wise, R ERA: 3.36	0.1	B	3	1	0	0	0	1	0	0	0	0	0	6	14	0.00	6.000
Kane Davis, R ERA: 2.45	2.0		6	0	0	0	1	0	0	0	0	0	0	13	21	0.00	0.000
Jorge De La Rosa, L ERA: 4.46	0.1	L	4	3	1	1	0	0	0	0	0	0	0	7	10	27.00	9.000

Milwaukee Brewers @ Cincinnati Reds
 Great American Ball Park, Cincinnati, OH

Wed Sep 07 2005, 12:35 PM EDT
 Att. 15,886 - Sunny - 76 F

AB	42
R	14
H	17
RBI	14
BB	8
SO	8
LOB	18

WP	0	PA	51
PB	0		
SB	0		
CS	0		

WP	0	PA	51
PB	0		
SB	0		
CS	0		



Batter	1	2	3	4	5	6	7	8	9	AB	R	H	RBI	BB	SO	LOB
Brady Clark, R OBP: 0.373, SLG: 0.428 (1, 8)	1-1 HR	4-1 7 2B HR BB	2-0 7 2B 1B		1-0 F8	3-1 7 HR 1B		4-2 BB		4	3	3	1	2	0	0
7 J.J. Hardy, R OBP: 0.326, SLG: 0.358 (1, 6)	1-1 G5-3	0-2 HR 2B	0-0 1-H 2-H 2B		1-1 BB 1B	2-2 HR		1-3 K		6	2	4	6	0	1	1
Lyle Overbay, L OBP: 0.367, SLG: 0.445 28 Prince Fielder, L OBP: 0.310, SLG: 0.550 (1, 3) (8, PH) (8, 3)	1-2 2 BB 1B	2-1 HR			4-1 FC4 BB	2-3 HR		0-0 L4		4	1	2	3	1	2	0
Carlos Lee, R OBP: 0.333, SLG: 0.510 1 Corey Hart, R OBP: 0.269, SLG: 0.340 (1, 7) (7, 7)	2-2 2 BB 1B	2-1 F7			2-0 1B 2B	2-1 FC4		3-2 2 G1-3 BB HBP	0-1 G6-3	4	2	2	0	0	0	2
Geoff Jenkins, L OBP: 0.377, SLG: 0.513 Chris Magruder, S OBP: 0.257, SLG: 0.303 (1, 9) (7, PR) (7, 9)	1-3 K	0-0 2B			0-0 1B	3-2 HR		4-1 2 G1-3 BB	1-3 K	4	1	3	2	1	1	2
2 Bill Hall, R OBP: 0.314, SLG: 0.461 (1, 4)	4-2 1-2 2-3 BB	1-3 K			0-1 L7	2-2 F7		3-2 G1-3	1-0 G5-3	5	0	0	0	1	1	4
Wes Helms, R OBP: 0.356, SLG: 0.465 52 Jose Capellan, R Wes Obermueller, R OBP: 0.231, SLG: 0.462 (1, 5) (7, 1) (9, 1)	1-3 K				0-0 L7	4-2 39 BB BB		0-0 G5-3		4	0	0	1	1	2	6
Chad Moeller, R OBP: 0.256, SLG: 0.343 (1, 2)		0-1 P3	0-0 P3		1-0 HR	4-2 1B 7 HR BB		0-0 G6-3		4	2	1	1	1	0	2
39 Chris Capuano, L OBP: 0.182, SLG: 0.190 Jeff Cirillo, R OBP: 0.367, SLG: 0.420 (1, 1) (7, 5)		3-1 7 2B BB 1B	1-0 7 1B 2B 1B		2-2 F7	4-2 7 HR 1B BB		3-2 G4-3		3	3	2	0	1	0	0
										1	0	0	0	0	0	0

Inning	1	2	3	4	5	6	7	8	9
R	1	4	1	1	1	5	1	0	0
H	3	4	3	2	2	3	0	0	0
E	0	0	0	0	0	0	0	0	0
K	2	1	1	1	0	1	0	1	1
S	21	16	9	8	10	23	10	12	10
P	32	28	15	10	21	47	20	20	12

PITCHER	IP	WLS	BF	H	R	ER	SO	BB	IBB	HBP	BLK	WP	HR	S	P	ERA	WHIP
22 Eric Milton, L ERA: 6.63 (1, 1)	3.0	L	20	10	6	6	4	2	0	0	0	0	2	46	75	18.00	4.000
Josh Hancock, R ERA: 4.91 (4, 1)	1.2		9	4	2	2	1	0	0	0	0	0	1	15	22	10.80	2.400
Randy Keisler, L ERA: 7.07 (5, 1)	0.1		2	0	0	0	0	1	0	0	0	0	0	3	9	0.00	3.000
Chris Booker, R ERA: 63.0 (6, 1)	0.2		7	3	5	5	0	3	0	0	0	0	2	20	42	67.50	9.000
Joe Valentine, R ERA: 9.75 (6, 1)	0.2		4	0	1	1	1	1	0	1	0	0	0	11	23	13.50	1.500
56 Todd Coffey, R ERA: 4.53 (7, 1)	0.2		2	0	0	0	0	0	0	0	0	0	0	2	2	0.00	0.000
Allan Simpson, R ERA: 19.29 (8, 1)	1.0		4	0	0	0	1	1	0	0	0	0	0	12	20	0.00	1.000
Jason Standridge, R ERA: 4.66 (9, 1)	1.0		3	0	0	0	1	0	0	0	0	0	0	10	12	0.00	0.000

livebaseballscorecards.com

Batter	1	2	3	4	5	6	7	8	9	AB R H RBI BB SO LOB
6 Ryan Freel, R OBP: 0.383, SLG: 0.405 (1, 4)	3-3 K		3-3 K		3-2 L8		0-3 K		4-1 BB	4 0 0 0 1 3 0
Felipe Lopez, S OBP: 0.331, SLG: 0.472 (1, 6)	1-0 F7		2-3 K		1-2 G6-4-3 1B		0-3 K		1-3 K	5 0 1 0 0 3 2
Adam Dunn, L OBP: 0.386, SLG: 0.560 (1, 7)	3-2 HR			4-2 1B BB	1-2 G6-4-3			0-1 F9		3 2 1 1 1 0 1
Rich Aurilia, R OBP: 0.321, SLG: 0.433 (1, 5)	2-2 G1-3			2-2 K		0-1 1B SF8 1B		1-1 F7		4 1 1 0 0 1 1
Sean Casey, L OBP: 0.379, SLG: 0.431 (1, 3)		1-2 F7		1-2 F9		0-1 FC5-4 1B		4-0 BB		3 0 1 0 1 0 1
Austin Kearns, R OBP: 0.333, SLG: 0.451 (1, 9)		4-0 BB		1-1 1B 1-2 1B		0-0 SF8		1-3 K		2 0 1 1 1 1 1
Wily Mo Peña, R OBP: 0.314, SLG: 0.504 (1, 8)		3-2 K		1-1 1B 1-2 2-H 1B		1-0 F7			2-3 K	4 0 1 1 0 2 2
Jason LaRue, R OBP: 0.351, SLG: 0.446 (1, 2)		0-0 P4		0-1 L4		2-1 FC5-4			0-1 G6-3	4 0 0 0 0 0 4
Luke Hudson, R ERA: 6.16 Randy Keister, L ERA: 6.16 58 Todd Coffey, R ERA: 4.65 37 Chris Deshaies, R ERA: 4.65 37 Brian Shickelford, L ERA: 4.65 31 Matt Belisle, R ERA: 4.65 Aaron Holbert, R ERA: 4.65 Kent Mercker, L ERA: 4.65 Alan Simpson, R ERA: 4.65 Jacoby Cruz, L ERA: 4.65			0-2 F9		0-1 HR		0-0 F9		1-1 6 BB 1B	0 0 0 0 0 0 0 0 1 0 0 0 0 0 0 0 0 0 0 0 0 0 0 0 1 1 1 1 0 1 0 0 0 0 0 0 0 0 0 0 0 0 0 0 0 1 0 0 0 0 0 0 0

Inning Stats	R: 1 E: 0 K: 1 S: 13	H: 1 LOB: 0 BB: 22	R: 0 E: 0 K: 1 S: 7	H: 0 LOB: 1 BB: 1 P: 15	R: 0 E: 0 K: 2 S: 9	H: 0 LOB: 0 BB: 0 P: 14	R: 1 E: 0 K: 1 S: 15	H: 2 LOB: 2 BB: 1 P: 24	R: 1 E: 0 K: 0 S: 14	H: 2 LOB: 0 BB: 0 P: 19	R: 0 E: 0 K: 2 S: 7	H: 0 LOB: 0 BB: 0 P: 7	R: 0 E: 0 K: 1 S: 7	H: 0 LOB: 1 BB: 1 P: 13	R: 0 E: 0 K: 2 S: 11	H: 1 LOB: 2 BB: 1 P: 19	1B: 6 2B: 0 3B: 0 HR: 2	SF: 1 SAC: 0 DP: 1 HBP: 0
--------------	-------------------------------	--------------------------	------------------------------	----------------------------------	------------------------------	----------------------------------	-------------------------------	----------------------------------	-------------------------------	----------------------------------	------------------------------	---------------------------------	------------------------------	----------------------------------	-------------------------------	----------------------------------	----------------------------------	------------------------------------

PITCHER	IP	WLS	BF	H	R	ER	SO	BB	IBB	HBP	BLK	WP	HR	S	P	ERA	WHIP
Oliver Pérez, L ERA: 6.16 (1, 1)	4.1		20	5	3	3	5	2	0	0	0	0	2	54	89	6.23	1.615
Ryan Vogelsong, R ERA: 4.65 (5, 1)	1.2	W	6	2	1	1	0	0	0	0	0	0	0	12	16	5.40	1.200
34 John Grabow, L ERA: 3.43 (7, 1)	1.2	H	6	0	0	0	2	1	0	0	0	0	0	11	16	0.00	0.600
16 Salomon Torres, R ERA: 3.09 (8, 1)	1.1		6	1	0	0	3	1	0	0	0	0	0	14	23	0.00	1.500

BOTTOM

Pittsburgh Pirates @ Cincinnati Reds
Great American Ball Park, Cincinnati, OH

Fri Sep 09 2005, 7:10 PM EDT
Att: 19,244 - Overcast - 80 F

AB	33
R	4
H	8
RBI	4
BB	4
SO	10
LOB	12

WP: 0 PA: 38
PB: 0
SB: 0
CS: 0



PITCHER	IP	WLS	BF	H	R	ER	SO	BB	IBB	HBP	BLK	WP	HR	S	P	ERA	WHIP
---------	----	-----	----	---	---	----	----	----	-----	-----	-----	----	----	---	---	-----	------

Batter	1	2	3	4	5	6	7	8	9	AB R H RBI BB SO LOB	TOP	
13 Nate McLouth, L (1, 8) OBP: 0.300, SLG: 0.393	2-1 1B SF9 1B		1-1 2 SH5-3 1B		0-1 G4-3		1-1 L8		1-1 G4-3	5 1 2 0 0 0 0		
2 Jack Wilson, R (1, 6) OBP: 0.290, SLG: 0.356	2-0 L7		0-0 SH5-3		1-1 G1-3 BB 1B		1-1 G6-4-3 1B			3 0 2 0 0 0 1		
Jason Bay, R (1, 7) OBP: 0.394, SLG: 0.558	2-2 1-3 1B		4-2 BB		4-2 G1-3 BB		2-1 G6-4-3 1-2f			2 0 1 0 2 0 1		
Daryle Ward, L (1, 3) OBP: 0.322, SLG: 0.411	1-0 SF9		0-1 SF7		2-1 G1-3		0-1 G4-3			2 0 0 2 0 0 2		
Craig Wilson, R (1, 9) OBP: 0.377, SLG: 0.360	0-3 K		2-3 K		2-2 G5-3		0-3 K			4 0 0 0 0 3 5		
Rob Mackowiak, L (1, 5) OBP: 0.342, SLG: 0.407		1-1 F7		1-2 L8		0-2 E1		0-0 2B		4 0 1 0 0 0 0		
41 Ryan Doumit, S (1, 2) OBP: 0.313, SLG: 0.370 Rick White, R (8, 1)		0-1 G4-3		0-1 G4-3		0-0 L8		2-3 K		4 0 0 0 0 1 2 0 0 0 0 0 0 0		
12 Freddy Sanchez, R (1, 4) OBP: 0.328, SLG: 0.344		0-1 G6-3		0-2 1B		1-2 F8			2-1 G6-3	4 0 1 0 0 0 1		
Kip Wells, R (1, 1) OBP: 0.196, SLG: 0.260 Brian Meadows, R (4, 1) Michael Gonzalez, R (7, 1) 11 Humberto Cota, R (8, 2) OBP: 0.283, SLG: 0.390			0-0 2 SH5-3 13 1B SF7 1B		1-3 K		0-0 L9		1-3 K	2 1 1 0 0 1 1 1 0 0 0 0 0 1 0 0 0 0 0 0 0 1 0 0 0 0 1 0		
Inning Stats	R: 1 H: 2 E: 0 LOB: 1 K: 1 BB: 0 S: 10 P: 17	R: 0 H: 0 E: 0 LOB: 0 K: 0 BB: 0 S: 6 P: 7	R: 1 H: 2 E: 0 LOB: 2 K: 1 BB: 1 S: 11 P: 18	R: 0 H: 1 E: 0 LOB: 1 K: 1 BB: 0 S: 11 P: 13	R: 0 H: 1 E: 0 LOB: 2 K: 0 BB: 1 S: 11 P: 20	R: 0 H: 0 E: 1 LOB: 1 K: 0 BB: 0 S: 9 P: 10	R: 0 H: 1 E: 0 LOB: 0 K: 0 BB: 0 S: 6 P: 10	R: 0 H: 1 E: 0 LOB: 1 K: 2 BB: 0 S: 9 P: 11	R: 0 H: 0 E: 0 LOB: 0 K: 1 BB: 0 S: 9 P: 13	1B: 7 SF: 2 2B: 1 SAC: 1 3B: 0 DP: 1 HR: 0 HBP: 0	WP: 0 PA: 37 PB: 0 SB: 0 CS: 0	
PITCHER Ramon Ortiz, R (1, 1) ERA: 5.06	IP WLS BF H R ER SO BB IBB HBP BLK WP HR S P ERA WHIP	9.0 W 37 8 2 2 6 2 0 0 0 0 0 0 82 119 2.00 1.111										

Pittsburgh Pirates @ Cincinnati Reds
Great American Ball Park, Cincinnati, OH

Sat Sep 10 2005, 7:10 PM EDT
Att. 23,510 - Cloudy - 76 F

livebaseballscorecards.com

AB	32
R	2
H	8
RBI	2
BB	2
SO	6
LOB	14



Batter	1	2	3	4	5	6	7	8	9
6 Ryan Freel, R OBP: 0.386, SLG: 0.404 (1, 8) X	0-0 BB S SF8 1B	1-2 G1-3		4-1 WP 2B BB		0-0 G4-3		2-2 HBP	
Felipe Lopez, S OBP: 0.333, SLG: 0.470 (1, 6) B B C C B	4-2 SF8 BB 1-2 BB		4-2 G6-4-3 BB	2-3 3-H 2B BB		1-3 K		1-1 G4-3	
Rich Aurilia, R OBP: 0.325, SLG: 0.438 (1, 4) B F F B B	4-2 1-2 BB 2-3		0-0 G6-4-3 1-2f	2-2 2B 2B		1-0 G6-3 1B			
Adam Dunn, L OBP: 0.387, SLG: 0.562 (1, 7) C B S F	1-3 K		0-0 1B	3-1 2B 2B		0-0 F9			
Sean Casey, L OBP: 0.376, SLG: 0.429 (1, 3) B B B X	2-1 SF8 2-3 3-H		3-1 G3	3-2 G4-3		0-1 G6-3			
Austin Kearns, R OBP: 0.330, SLG: 0.445 (1, 9) C B B S	3-3 K			0-2 G6-3	0-2 G5-3		3-3 K		
Javier Valentin, S OBP: 0.374, SLG: 0.551 (1, 2) B X		1-0 G3		3-1 SH1-4 6 WP 1B	1-1 F7		2-2 2B		
12 Edwin Encarnación, R OBP: 0.292, SLG: 0.413 (1, 5) B B B F B		3-2 SH5-4 1B		4-1 6 WP SH1-4 2B BB	3-2 G5-3		0-3 K		
Ramon Ortiz, R OBP: 0.104, SLG: 0.128 (1, 1) B X		1-0 SH5-4 1-2		2-1 SH1-4 1-2 2-3		2-2 F8		1-3 K	

Inning Stats	R: 1	H: 1	E: 0	K: 2	S: 13	LOB: 2	BB: 2	P: 27	R: 0	H: 1	E: 0	K: 0	S: 9	LOB: 1	BB: 0	P: 15	R: 0	H: 1	E: 0	K: 0	S: 6	LOB: 1	BB: 1	P: 13	R: 5	H: 3	E: 0	K: 0	S: 23	LOB: 1	BB: 3	P: 48	R: 0	H: 0	E: 0	K: 0	S: 8	LOB: 0	BB: 0	P: 12	R: 0	H: 0	E: 0	K: 1	S: 7	LOB: 0	BB: 0	P: 10	R: 0	H: 1	E: 0	K: 1	S: 7	LOB: 1	BB: 0	P: 11	R: 0	H: 1	E: 0	K: 2	S: 14	LOB: 2	BB: 0	P: 20
--------------	------	------	------	------	-------	--------	-------	-------	------	------	------	------	------	--------	-------	-------	------	------	------	------	------	--------	-------	-------	------	------	------	------	-------	--------	-------	-------	------	------	------	------	------	--------	-------	-------	------	------	------	------	------	--------	-------	-------	------	------	------	------	------	--------	-------	-------	------	------	------	------	-------	--------	-------	-------

PITCHER	IP	WLS	BF	H	R	ER	SO	BB	IBB	HBP	BLK	WP	HR	S	P	ERA	WHIP
Kip Wells, R ERA: 4.85 (1, 1)	3.2	L	21	5	6	6	2	6	0	0	0	2	0	42	88	14.73	3.000
Brian Meadows, R ERA: 4.79 (4, 1)	2.1		8	1	0	0	1	0	0	0	0	0	0	24	37	0.00	0.429
Michael Gonzalez, L ERA: 3.38 (7, 1)	1.0		4	1	0	0	1	0	0	0	0	0	0	7	11	0.00	1.000
Rick White, R ERA: 3.38 (8, 1)	1.0		5	1	0	0	2	0	0	1	0	0	0	14	20	0.00	1.000

AB R H RBI BB SO LOB

3	2	1	0	1	0	1
2	1	0	0	3	1	2
3	1	2	3	1	0	1
4	0	2	1	0	1	4
3	0	0	1	0	0	3
4	0	0	0	0	2	3
4	1	2	0	0	0	0
3	1	1	0	1	1	1
2	0	0	0	0	1	1

AB	28
R	6
H	8
RBI	5
BB	6
SO	6
LOB	16



WP: 2	PA: 38
PB: 0	SB: 1
CS: 0	

Pittsburgh Pirates @ Cincinnati Reds
Great American Ball Park, Cincinnati, OH
Sat Sep 10 2005, 7:10 PM EDT
Att: 23,510 - Cloudy - 76 F

livebaseballscores.com

Batter	1	2	3	4	5	6	7	8	9	AB	R	H	RBI	BB	SO	LOB
6 Ryan Freel, R OBP: 0.383, SLG: 0.399 (1, 7)	F8		K		G6-4-3		1B HBP	P6		4	1	0	0	0	1	2
Felipe Lopez, S OBP: 0.333, SLG: 0.469 (1, 6)	G4-3		F9			K	1B			4	0	1	1	0	1	0
Rich Aurilia, R OBP: 0.327, SLG: 0.439 (1, 4)	G5-3		F9			HBP 1B	1B			4	0	2	1	0	0	0
Adam Dunn, L OBP: 0.386, SLG: 0.558 (1, 3)		P6		G4-3		HBP 1B	F8			3	0	0	0	0	0	2
Wily Mo Peña, R OBP: 0.313, SLG: 0.500 (1, 8)					G1-3					4	0	1	0	0	1	4
56 Todd Coffey, R (8, 1)										0	0	0	0	0	0	0
Kent Mercker, L (8, 1)										0	0	0	0	0	0	0
25 David Weathers, R (9, 1)										0	0	0	0	0	0	0
Jason LaRue, R OBP: 0.355, SLG: 0.457 (1, 2)										3	1	2	1	1	1	2
12 Edwin Encarnación, R OBP: 0.291, SLG: 0.405 (1, 5)										3	1	0	0	1	1	3
27 Chris Denorfia, R OBP: 0.500, SLG: 1.200 (1, 9)										3	1	1	0	1	1	0
Brandon Claussen, R OBP: 0.122, SLG: 0.065 (1, 1)										2	0	1	0	0	0	3
31 Matt Belisle, R OBP: 0.143, SLG: 0.143 (7, 1)										0	0	0	0	0	0	0
Austin Kearns, R OBP: 0.333, SLG: 0.447 (7, PH)										1	1	1	2	1	0	0

Inning Stats	R: 0	H: 0	E: 0	K: 8	S: 8	H: 0	LOB: 0	BB: 0	P: 13	R: 0	H: 1	E: 0	K: 0	S: 9	H: 1	LOB: 3	BB: 2	P: 19	R: 0	H: 0	E: 0	K: 1	S: 6	H: 0	LOB: 0	BB: 0	P: 9	R: 0	H: 1	E: 0	K: 1	S: 9	H: 1	LOB: 1	BB: 0	P: 13	R: 0	H: 1	E: 0	K: 1	S: 8	H: 1	LOB: 0	BB: 0	P: 12	R: 0	H: 1	E: 0	K: 1	S: 10	H: 1	LOB: 1	BB: 0	P: 17	R: 5	H: 5	E: 0	K: 2	S: 23	H: 5	LOB: 2	BB: 1	P: 37	R: 0	H: 0	E: 0	K: 0	S: 6	H: 0	LOB: 1	BB: 1	P: 14	1B: 7	2B: 1	3B: 0	HR: 1	SF: 0	SAC: 0	DP: 2	HBP: 2	WP: 0	PB: 0	SB: 0	CS: 0	PA: 37
--------------	------	------	------	------	------	------	--------	-------	-------	------	------	------	------	------	------	--------	-------	-------	------	------	------	------	------	------	--------	-------	------	------	------	------	------	------	------	--------	-------	-------	------	------	------	------	------	------	--------	-------	-------	------	------	------	------	-------	------	--------	-------	-------	------	------	------	------	-------	------	--------	-------	-------	------	------	------	------	------	------	--------	-------	-------	-------	-------	-------	-------	-------	--------	-------	--------	-------	-------	-------	-------	--------

PITCHER	IP	WLS	BF	H	R	ER	SO	BB	IBB	HBP	BLK	WP	HR	S	P	ERA	WHIP
28 Paul Maholm, L ERA: 1.71 (1, 1)	6.0		25	5	2	2	4	3	0	0	0	0	1	54	91	3.00	1.333
34 John Grabow, L ERA: 3.83 (7, 1)	0.0	L	2	2	1	1	0	0	0	0	0	0	0	3	5	∞	∞
Rick White, R ERA: 3.5 (7, 1)	0.0		3	2	2	2	0	0	0	1	0	0	0	7	10	∞	∞
Michael Gonzalez, L ERA: 3.29 (7, 1)	1.0		3	0	0	0	2	0	0	0	0	0	0	9	14	0.00	0.000
Jose Mesa, R ERA: 4.73 (8, 1)	1.0		4	0	0	0	0	1	0	0	0	0	0	6	14	0.00	1.000

BOTTOM

Pittsburgh Pirates @ Cincinnati Reds
Great American Ball Park, Cincinnati, OH

Sun Sep 11 2005, 1:15 PM EDT
Att. 18,529 - Sunny - 80 F

AB	31
R	5
H	9
RBI	5
BB	4
SO	6
LOB	16



PITCHER	IP	WLS	BF	H	R	ER	SO	BB	IBB	HBP	BLK	WP	HR	S	P	ERA	WHIP
28 Paul Maholm, L ERA: 1.71 (1, 1)	6.0		25	5	2	2	4	3	0	0	0	0	1	54	91	3.00	1.333
34 John Grabow, L ERA: 3.83 (7, 1)	0.0	L	2	2	1	1	0	0	0	0	0	0	0	3	5	∞	∞
Rick White, R ERA: 3.5 (7, 1)	0.0		3	2	2	2	0	0	0	1	0	0	0	7	10	∞	∞
Michael Gonzalez, L ERA: 3.29 (7, 1)	1.0		3	0	0	0	2	0	0	0	0	0	0	9	14	0.00	0.000
Jose Mesa, R ERA: 4.73 (8, 1)	1.0		4	0	0	0	0	1	0	0	0	0	0	6	14	0.00	1.000

Batter	1	2	3	4	5	6	7	8	9	AB R H RBI BB SO LOB	TOP											
6 Ryan Freel, R OBP: 0.385, SLG: 0.398 (1, 4) (9, 8)	0-1 CS 1B		0-0 G5-3		1-2 G6-3			4-2 CS BB BB		3 0 1 0 1 0 1												
Felipe Lopez, S OBP: 0.332, SLG: 0.466 (1, 6)	3-3 K 1-2			1-2 G4-3	1-1 G1-3			4-1 SAFE SAFE BB BB		3 0 0 0 1 1 1												
Rich Aurilia, R OBP: 0.323, SLG: 0.434 (1, 5)	1-1 G6-3			0-2 F8		1-3 K		3-1 SAFE SAFE BB BB		4 0 0 0 0 1 2												
Adam Dunn, L OBP: 0.385, SLG: 0.555 (1, 7)		1-0 F8		4-2 1B BB		0-1 G3-1			2-0 F9	3 0 0 0 1 0 0												
Sean Casey, L OBP: 0.375, SLG: 0.427 (1, 3)		0-1 F7		0-0 1-3 1B		1-0 F8			1-3 K	4 0 1 0 0 1 0												
Austin Kearns, R OBP: 0.332, SLG: 0.443 (1, 9)		3-2 G6-3		1-3 K			1-0 G5-3		4-1 BB HR BB	3 1 0 0 1 1 2												
Javier Valentin, S OBP: 0.382, SLG: 0.570 (1, 2)			1-0 1B		0-0 HR		2-2 F8		4-0 1-2 HR BB	3 2 2 1 1 0 0												
Wily Mo Peña, R OBP: 0.316, SLG: 0.523 Ray Olmedo, S OBP: 0.262, SLG: 0.293 (1, 8) (9, 4)			0-3 K		0-0 HR		1-2 G6-3		0-2 1-H 2-H HR	4 2 2 4 0 1 1 0 0 0 0 0 0 0												
39 Aaron Harang, R OBP: 0.030, SLG: 0.030 25 David Weathers, R (1, 1) (9, 1)			1-3 K		0-1 G1-3			2-3 K	2-2 G1-3	4 0 0 0 0 2 1 0 0 0 0 0 0 0												
Inning Stats	R: 0 E: 0 K: 1 S: 8	H: 1 LOB: 0 BB: 0 P: 11	R: 0 E: 0 K: 0 S: 6	H: 0 LOB: 0 BB: 0 P: 10	R: 0 E: 0 K: 2 S: 9	H: 1 LOB: 1 BB: 0 P: 11	R: 0 E: 0 K: 1 S: 15	H: 1 LOB: 2 BB: 1 P: 21	R: 2 E: 0 K: 0 S: 9	H: 2 LOB: 0 BB: 0 P: 11	R: 0 E: 0 K: 1 S: 6	H: 0 LOB: 0 BB: 0 P: 8	R: 0 E: 0 K: 0 S: 7	H: 0 LOB: 0 BB: 0 P: 11	R: 0 E: 0 K: 1 S: 12	H: 0 LOB: 1 BB: 2 P: 24	R: 3 E: 0 K: 1 S: 12	H: 1 LOB: 0 BB: 2 P: 25	1B: 3 2B: 0 3B: 0 HR: 3	SF: 0 SAC: 0 DP: 0 HBP: 0	WP: 0 PB: 0 SB: 0 CS: 3	PA: 36
PITCHER	IP WLS BF H R ER SO BB IBB HBP BLK WP HR S P ERA WHIP																					
Greg Maddux, R ERA: 4.22 (1, 1)	7.0 L 26 5 2 2 5 1 0 0 0 0 0 2 60 83 2.57 0.857																					
Jermaine Van Buren, R ERA: (8, 1)	1.0 4 0 0 0 1 2 0 0 0 0 0 0 12 24 0.00 2.000																					
13 Will Ohman, L ERA: 2.79 (9, 1)	0.2 4 0 2 2 1 2 0 0 0 0 0 0 5 16 27.00 3.000																					
Sergio Mitre, R ERA: 5.75 (9, 1)	0.1 2 1 1 1 0 0 0 0 0 0 0 1 7 9 27.00 3.000																					

Cincinnati Reds @ Chicago Cubs
Wrigley Field, Chicago, IL
Mon Sep 12 2005, 7:05 PM CDT
Att. 37,926 - Clear - 87 F

livebaseballscorecards.com

AB	31
R	5
H	6
RBI	5
BB	5
SO	7
LOB	8



BOTTOM

Cincinnati Reds @ Chicago Cubs
Wrigley Field, Chicago, IL
Tue Sep 13 2005, 7:05 PM CDT
Att. 37,625 - Clear - 87 F

livebaseballscorecards.com

AB 37
R 4
H 10
RBI 4
BB 6
SO 4
LOB 22



WP: 2 PA: 47
PB: 0
SB: 0
CS: 1

AB R H RBI BB SO LOB

2	0	1	0	4	1	0
5	0	2	1	0	0	3
4	1	2	1	1	0	1
5	0	0	0	0	0	5
3	1	1	0	1	1	2
5	0	0	0	0	0	5
5	2	3	1	0	0	0
3	0	0	1	0	0	1
2	0	1	0	0	1	0
1	0	0	0	0	0	2
0	0	0	0	0	0	0
0	0	0	0	0	0	0
0	0	0	0	0	0	0
0	0	0	0	0	0	0
1	0	0	0	0	0	1
0	0	0	0	0	0	0
0	0	0	0	0	0	0
1	0	0	0	0	0	0
1	0	0	0	0	0	2

Batter	1	2	3	4	5	6	7	8	9	10										
Jerry Hairston, R OBP: 0.342, SLG: 0.377 (1, 8)	1-3 K	4-2 BB			4-1 CS BB		4-2 25 1B FC1-2 BB		1-2 SH5-4 1B	4-2 1B BB										
Todd Walker, L OBP: 0.353, SLG: 0.463 (1, 4)	1-2 P5	2-2 G3-1			1-2 25 FC4-6 1B		0-1 L7		2-0 SH5-4 1-2	2-2 1B 1-2 2-3 3-H										
25 Derrek Lee, R OBP: 0.420, SLG: 0.670 (1, 3)	3-2 HR				3-0 FC4-6 1-2f		1-1 FC1-2 1-3 1B		4-0 BB IBB											
Nomar Garciaparra, R OBP: 0.322, SLG: 0.444 (1, 5)	3-1 F8				1-0 F8		0-0 FC1-2 1-2 3-H		0-1 L9											
Jeremy Burnitz, L OBP: 0.327, SLG: 0.443 (1, 9)		2-1 F9 19 3B WP 1B			2-2 HBP		2-2 F9		4-1 FC5-4 1-2 2-3 BB											
Michael Barrett, R OBP: 0.341, SLG: 0.479 (1, 2)		3-2 F9 1-3			1-2 L5		2-2 F9		0-0 B5-3	0-1 FC5-4 1-2f										
19 Matt Murton, R OBP: 0.426, SLG: 0.573 (1, 7)		1-2 SH1-3 3B 3-H			2-0 F9		0-0 E 1B		1-1 G4-3	1-0 BB SH 1B 1B										
Neifi Perez, S OBP: 0.302, SLG: 0.393 (1, 6)		1-1 SH1-3			2-2 P4		2-0 E4 1-3		1-0 E6 WP	0-1 SH 1B BB 1-2										
38 Carlos Zambrano, S ERA: 4.08 39 Jose Macias, S ERA: 4.08 40 Scott Williamson, R ERA: 4.08 41 Will Ohman, L ERA: 4.08 42 Roberto Novoa, R ERA: 4.08 43 Ben Grieco, L ERA: 4.08 44 Ryan Dempster, R ERA: 4.08 45 Michael Wacha, R ERA: 4.08 46 Ryan Theriot, R ERA: 4.08		0-1 BB 1B			1-3 K		1-2 L4		1-2 L7	3-3 K										
Inning Stats	R: 1 E: 0 K: 1 S: 11	H: 1 LOB: 0 BB: 0 P: 19	R: 2 E: 0 K: 0 S: 19	H: 3 LOB: 2 BB: 1 P: 32	R: 0 E: 0 K: 0 S: 10	H: 0 LOB: 1 BB: 0 P: 14	R: 0 E: 0 K: 1 S: 7	H: 0 LOB: 0 BB: 0 P: 12	R: 0 E: 1 K: 0 S: 11	H: 1 LOB: 2 BB: 0 P: 18	R: 0 E: 0 K: 1 S: 11	H: 1 LOB: 2 BB: 1 P: 19	R: 0 E: 1 K: 0 S: 7	H: 0 LOB: 1 BB: 0 P: 10	R: 0 E: 0 K: 0 S: 9	H: 1 LOB: 3 BB: 2 P: 20	R: 1 E: 1 K: 1 S: 14	H: 2 LOB: 3 BB: 1 P: 24	1B: 8 2B: 0 3B: 1 HR: 1	SF: 0 SAC: 3 DP: 0 HBP: 1
PITCHER	IP WLS BF H R ER SO BB IBB HBP BLK WP HR S P ERA WHIP	IP WLS BF H R ER SO BB IBB HBP BLK WP HR S P ERA WHIP	IP WLS BF H R ER SO BB IBB HBP BLK WP HR S P ERA WHIP	IP WLS BF H R ER SO BB IBB HBP BLK WP HR S P ERA WHIP	IP WLS BF H R ER SO BB IBB HBP BLK WP HR S P ERA WHIP	IP WLS BF H R ER SO BB IBB HBP BLK WP HR S P ERA WHIP	IP WLS BF H R ER SO BB IBB HBP BLK WP HR S P ERA WHIP	IP WLS BF H R ER SO BB IBB HBP BLK WP HR S P ERA WHIP	IP WLS BF H R ER SO BB IBB HBP BLK WP HR S P ERA WHIP	IP WLS BF H R ER SO BB IBB HBP BLK WP HR S P ERA WHIP										
22 Eric Milton, L ERA: 6.55	(1, 1) 6.0 0.2 4 1 0 0 0 2 2 0 0 1 1 64 110 4.50 1.333	(7, 1) 0.2 4 1 0 0 0 0 1 0 0 0 0 0 8 13 0.00 3.000	(7, 1) 0.1 1 0 0 0 0 1 0 0 0 0 0 3 6 0.00 0.000	(8, 1) 0.2 3 0 0 0 0 0 0 0 0 0 0 4 6 0.00 0.000	(8, 1) 0.1 1 0 0 0 0 0 0 0 0 1 0 3 4 0.00 0.000	(9, 1) 0.1 0.1 3 1 0 0 0 0 0 0 0 0 1 1 64 110 4.50 1.333	(9, 1) 1.0 L 8 2 1 1 1 1 2 0 0 0 0 0 19 33 9.00 4.000	(9, 1) 0.1 0.1 3 1 0 0 0 0 0 0 0 0 0 1 1 64 110 4.50 1.333	(9, 1) 1.0 L 8 2 1 1 1 1 2 0 0 0 0 0 19 33 9.00 4.000	(9, 1) 0.1 0.1 3 1 0 0 0 0 0 0 0 0 1 1 64 110 4.50 1.333	(9, 1) 1.0 L 8 2 1 1 1 1 2 0 0 0 0 0 19 33 9.00 4.000	(9, 1) 0.1 0.1 3 1 0 0 0 0 0 0 0 0 1 1 64 110 4.50 1.333	(9, 1) 1.0 L 8 2 1 1 1 1 2 0 0 0 0 0 19 33 9.00 4.000	(9, 1) 0.1 0.1 3 1 0 0 0 0 0 0 0 0 0 1 1 64 110 4.50 1.333	(9, 1) 1.0 L 8 2 1 1 1 1 2 0 0 0 0 0 19 33 9.00 4.000	(9, 1) 0.1 0.1 3 1 0 0 0 0 0 0 0 0 0 1 1 64 110 4.50 1.333	(9, 1) 1.0 L 8 2 1 1 1 1 2 0 0 0 0 0 19 33 9.00 4.000	(9, 1) 0.1 0.1 3 1 0 0 0 0 0 0 0 0 0 1 1 64 110 4.50 1.333	(9, 1) 1.0 L 8 2 1 1 1 1 2 0 0 0 0 0 19 33 9.00 4.000	

Batter	1	2	3	4	5	6	7	8	9	10	11	AB R H RBI BB SO LOB	TOP																																																																																																																																																					
6 Ryan Freel, R OBP: 0.378, SLG: 0.386 (1, 9)	G5-3		G5-3		G4-3		L4	G5-3			F8 SH 2B BB	5 1 0 0 1 0 1	<p>Cincinnati Reds @ Chicago Cubs</p> <p>Wrigley Field, Chicago, IL</p> <p>Wed Sep 14 2005, 7:05 PM CDT</p> <p>Att. 37,695 - Clear - 72 F</p>																																																																																																																																																					
Felipe Lopez, S OBP: 0.335, SLG: 0.473 (1, 6)	L8		1B BB		1B 1B		2B		K		SH 2B F8	4 2 2 0 1 1 0																																																																																																																																																						
Adam Dunn, L OBP: 0.387, SLG: 0.551 (1, 7)	1B		1B		1B		K		G3		F8	6 0 3 0 0 1 3																																																																																																																																																						
Rich Aurilia, R OBP: 0.328, SLG: 0.437 (1, 4) (8, 5)	K		F9		1B		1B 2B				2B IBB	4 2 2 1 1 1 3																																																																																																																																																						
Sean Casey, L OBP: 0.373, SLG: 0.426 (1, 3)		G5-3		G4-3	G6-3		2B BLK 1B		FC4-6 HBP		2B	6 1 2 4 0 0 3																																																																																																																																																						
Wily Mo Peña, R OBP: 0.319, SLG: 0.518 (1, 8)		F8 2B		G5-3		L8		K		G5-3 SH2-4 BB	K	5 0 1 0 1 2 2																																																																																																																																																						
Jason LaRue, R OBP: 0.357, SLG: 0.460 (1, 2)		F8 2-3		F9 1B		F9		BLK 1B 2B		SH2-4	IBB	4 1 2 0 1 0 1																																																																																																																																																						
12 Edwin Encarnación, R OBP: 0.283, SLG: 0.410 (8, PH) Javier Valentín, S OBP: 0.383, SLG: 0.569 (8, 1) Allan Simpson, R OBP: 0.383, SLG: 0.569 (8, 1) Kent Mercker, L OBP: 0.383, SLG: 0.569 (8, 1) 31 Matt Belisle, R OBP: 0.143, SLG: 0.143 (10, PH) Jacob Cruz, R OBP: 0.269, SLG: 0.421 (10, 1) 56 Todd Coffey, R OBP: 0.269, SLG: 0.421 (10, 1)		G1-3		L7		G6-3		1B		IBB	K	3 0 0 0 0 0 0 2 1 0 0 1 1 0 1 0 0 1 0 0 0 0 0 1 2																																																																																																																																																						
Randy Keister, L OBP: 0.273, SLG: 0.636 (6, 1) Josh Hancock, R OBP: 0.273, SLG: 0.636 (6, 1) 27 Chris Denorfia, R OBP: 0.245, SLG: 0.875 (7, 1) 37 Brian Shacketford, L OBP: 0.245, SLG: 0.875 (7, 1) Aaron Holbert, R OBP: 0.250, SLG: 0.487 (8, PH) (8, 4)		F7		L8		L8		L7		G5-3		2 0 0 0 0 0 0 0 0 0 0 0 0 0 0 0 1 0 0 0 0 0 1 0 0 0 0 0 0 0 0 0 2 0 0 0 0 0 0 3																																																																																																																																																						
Inning Stats	R: 0 H: 1 E: 0 LOB: 1 K: 1 BB: 0 S: 12 P: 20	R: 0 H: 1 E: 0 LOB: 1 K: 0 BB: 0 S: 8 P: 14	R: 0 H: 1 E: 0 LOB: 2 K: 0 BB: 1 S: 9 P: 16	R: 0 H: 1 E: 0 LOB: 1 K: 0 BB: 0 S: 11 P: 19	R: 1 H: 3 E: 0 LOB: 2 K: 0 BB: 0 S: 15 P: 19	R: 0 H: 0 E: 0 LOB: 0 K: 0 BB: 0 S: 4 P: 7	R: 0 H: 1 E: 0 LOB: 1 K: 2 BB: 0 S: 11 P: 14	R: 3 H: 4 E: 0 LOB: 1 K: 1 BB: 0 S: 18 P: 29	R: 0 H: 0 E: 0 LOB: 1 K: 1 BB: 0 S: 9 P: 19	R: 0 H: 0 E: 0 LOB: 1 K: 0 BB: 2 S: 4 P: 15	R: 3 H: 1 E: 0 LOB: 2 K: 2 BB: 3 S: 10 P: 26	1B: 8 SF: 0 2B: 5 SAC: 2 3B: 0 DP: 1 HR: 0 HBP: 1		WP: 0 PA: 53 PB: 0 SB: 0 CS: 0																																																																																																																																																				
PITCHER	IP WLS BF H R ER SO BB IBB HBP BLK WP HR S P ERA WHIP	<table border="0"> <tr> <td>Jerome Williams, R ERA: 4.3 (1, 1)</td> <td>7.0</td> <td></td> <td>30</td> <td>8</td> <td>1</td> <td>1</td> <td>3</td> <td>1</td> <td>0</td> <td>0</td> <td>0</td> <td>0</td> <td>0</td> <td>0</td> <td>70</td> <td>109</td> <td>1.29</td> <td>1.286</td> </tr> <tr> <td>44 Roberto Novoa, R ERA: 4.28 (8, 1)</td> <td>0.0</td> <td></td> <td>2</td> <td>2</td> <td>2</td> <td>2</td> <td>0</td> <td>0</td> <td>0</td> <td>0</td> <td>0</td> <td>0</td> <td>0</td> <td>0</td> <td>5</td> <td>9</td> <td>∞</td> <td>∞</td> </tr> <tr> <td>43 Michael Wuertz, R ERA: 3.97 (8, 1)</td> <td>0.1</td> <td>H</td> <td>2</td> <td>1</td> <td>0</td> <td>0</td> <td>1</td> <td>0</td> <td>0</td> <td>0</td> <td>0</td> <td>0</td> <td>0</td> <td>0</td> <td>6</td> <td>10</td> <td>0.00</td> <td>3.000</td> </tr> <tr> <td>13 Will Ohman, L ERA: 2.72 (8, 1)</td> <td>0.2</td> <td>B</td> <td>3</td> <td>1</td> <td>1</td> <td>1</td> <td>0</td> <td>0</td> <td>0</td> <td>0</td> <td>1</td> <td>0</td> <td>0</td> <td>7</td> <td>10</td> <td>13.50</td> <td>1.500</td> </tr> <tr> <td>46 Ryan Dempster, R ERA: 3.36 (9, 1)</td> <td>1.0</td> <td></td> <td>4</td> <td>0</td> <td>0</td> <td>0</td> <td>1</td> <td>0</td> <td>0</td> <td>1</td> <td>0</td> <td>0</td> <td>0</td> <td>9</td> <td>19</td> <td>0.00</td> <td>0.000</td> </tr> </table>												Jerome Williams, R ERA: 4.3 (1, 1)	7.0		30	8	1	1	3	1	0	0	0	0	0	0	70	109	1.29	1.286	44 Roberto Novoa, R ERA: 4.28 (8, 1)	0.0		2	2	2	2	0	0	0	0	0	0	0	0	5	9	∞	∞	43 Michael Wuertz, R ERA: 3.97 (8, 1)	0.1	H	2	1	0	0	1	0	0	0	0	0	0	0	6	10	0.00	3.000	13 Will Ohman, L ERA: 2.72 (8, 1)	0.2	B	3	1	1	1	0	0	0	0	1	0	0	7	10	13.50	1.500	46 Ryan Dempster, R ERA: 3.36 (9, 1)	1.0		4	0	0	0	1	0	0	1	0	0	0	9	19	0.00	0.000	<table border="0"> <tr> <td>PITCHER</td> <td>IP WLS BF H R ER SO BB IBB HBP BLK WP HR S P ERA WHIP</td> </tr> <tr> <td>Jermaine Van Buren, R ERA: 1.8 (10, 1)</td> <td>1.0</td> <td>L</td> <td>5</td> <td>0</td> <td>1</td> <td>1</td> <td>0</td> <td>2</td> <td>1</td> <td>0</td> <td>0</td> <td>0</td> <td>0</td> <td>4</td> <td>19</td> <td>9.00</td> <td>2.000</td> </tr> <tr> <td>53 Rich Hill, L ERA: 9.25 (11, 1)</td> <td>0.1</td> <td></td> <td>4</td> <td>1</td> <td>2</td> <td>2</td> <td>0</td> <td>0</td> <td>1</td> <td>0</td> <td>0</td> <td>0</td> <td>0</td> <td>4</td> <td>9</td> <td>54.00</td> <td>3.000</td> </tr> <tr> <td>Sergio Mitre, R ERA: 5.68 (11, 1)</td> <td>0.2</td> <td></td> <td>3</td> <td>0</td> <td>0</td> <td>0</td> <td>2</td> <td>0</td> <td>1</td> <td>0</td> <td>0</td> <td>0</td> <td>0</td> <td>6</td> <td>13</td> <td>0.00</td> <td>0.000</td> </tr> </table>	PITCHER	IP WLS BF H R ER SO BB IBB HBP BLK WP HR S P ERA WHIP	Jermaine Van Buren, R ERA: 1.8 (10, 1)	1.0	L	5	0	1	1	0	2	1	0	0	0	0	4	19	9.00	2.000	53 Rich Hill, L ERA: 9.25 (11, 1)	0.1		4	1	2	2	0	0	1	0	0	0	0	4	9	54.00	3.000	Sergio Mitre, R ERA: 5.68 (11, 1)	0.2		3	0	0	0	2	0	1	0	0	0	0	6	13	0.00
Jerome Williams, R ERA: 4.3 (1, 1)	7.0		30	8	1	1	3	1	0	0	0	0	0	0	70	109	1.29	1.286																																																																																																																																																
44 Roberto Novoa, R ERA: 4.28 (8, 1)	0.0		2	2	2	2	0	0	0	0	0	0	0	0	5	9	∞	∞																																																																																																																																																
43 Michael Wuertz, R ERA: 3.97 (8, 1)	0.1	H	2	1	0	0	1	0	0	0	0	0	0	0	6	10	0.00	3.000																																																																																																																																																
13 Will Ohman, L ERA: 2.72 (8, 1)	0.2	B	3	1	1	1	0	0	0	0	1	0	0	7	10	13.50	1.500																																																																																																																																																	
46 Ryan Dempster, R ERA: 3.36 (9, 1)	1.0		4	0	0	0	1	0	0	1	0	0	0	9	19	0.00	0.000																																																																																																																																																	
PITCHER	IP WLS BF H R ER SO BB IBB HBP BLK WP HR S P ERA WHIP																																																																																																																																																																	
Jermaine Van Buren, R ERA: 1.8 (10, 1)	1.0	L	5	0	1	1	0	2	1	0	0	0	0	4	19	9.00	2.000																																																																																																																																																	
53 Rich Hill, L ERA: 9.25 (11, 1)	0.1		4	1	2	2	0	0	1	0	0	0	0	4	9	54.00	3.000																																																																																																																																																	
Sergio Mitre, R ERA: 5.68 (11, 1)	0.2		3	0	0	0	2	0	1	0	0	0	0	6	13	0.00	0.000																																																																																																																																																	

livebaseballscorecards.com

AB	44
R	7
H	13
RBI	6
BB	6
SO	7
LOB	20



Batter	1	2	3	4	5	6	7	8	9
13 Nate McLouth, L (1, 8) OBP: 0.273, SLG: 0.324 J.J. Furmaniak, R (8, PH) OBP: 0.333, SLG: 0.400 Tike Redman, L (9, 8) OBP: 0.290, SLG: 0.338	0-2 F8		2-3 K			0-0 B3		4-1 1B, 2B, BB	
2 Jack Wilson, R (1, 6) OBP: 0.294, SLG: 0.359	0-0 F8			1-1 F9, 2B		1-0 1B		2-0 1B, SF7, 1B	
Jason Bay, R (1, 7) OBP: 0.393, SLG: 0.558	0-2 G6-3			2-3 K		2-0 F9		1-2 1B, 1-3 2-H, 1B	
Craig Wilson, R (1, 9) OBP: 0.383, SLG: 0.351		2-2 HBP		4-2 BB		3-1 P6		0-0 SF7	
Brad Eldred, R (1, 3) OBP: 0.291, SLG: 0.489		1-3 K		0-1 F9			2-3 K	1-2 P4	
11 Humberto Cota, R (1, 2) OBP: 0.278, SLG: 0.384		0-1 2B		0-2 P1			1-1 G5-3	1-3 K	
12 Freddy Sanchez, R (1, 4) OBP: 0.323, SLG: 0.340		3-2 G5-3			3-2 19 G4-3, 1B		2-1 19 1B, 1B		0-2 G4-3
19 José Bautista, R (1, 5) OBP: 0.250, SLG: 0.250			1-0 G4-3	1-2 G4-3		0-0 G4-3	1-3 1B		2-3 K
57 Zach Duke, L Brian Meadows, R Michael Restovich, R Rick Wilder, R Ty Wigginton, R 55 Matt Cappas, R Josh Fogg, P Jose Mesa, R Clayton Kershaw, R			2-3 K		0-2 G5-3		1-3 K		0-2 F9

AB	R	H	RBI	BB	SO	LOB
3	0	0	0	0	1	0
0	1	0	0	1	0	0
0	0	0	0	0	0	0
4	1	3	0	0	0	0
4	0	1	1	0	1	2
1	0	0	1	1	0	1
4	0	0	0	0	2	4
4	0	1	0	0	1	3
4	0	2	0	0	0	1
4	0	1	0	0	1	1
1	0	0	0	0	1	0
1	0	0	0	0	0	0
0	0	0	0	0	0	0
0	0	0	0	0	0	0
0	0	0	0	0	0	0
0	0	0	0	0	0	0
0	0	0	0	0	0	0
1	0	0	0	0	0	0

BOTTOM	
AB 32 R 2 H 8 RBI 2 BB 2 SO 8 LOB 14	

Inning Stats		R	H	E	K	S	R	H	E	K	S	R	H	E	K	S	R	H	E	K	S	R	H	E	K	S	
R: 0 H: 0 E: 0 K: 0 S: 7		0	0	0	0	7	R: 0 H: 1 E: 0 K: 1 S: 10	1	1	0	1	R: 0 H: 0 E: 0 K: 2 S: 8	0	0	0	13	R: 0 H: 1 E: 0 K: 1 S: 16	1	2	0	1	R: 0 H: 1 E: 0 K: 0 S: 11	1	1	0	0	15
R: 2 H: 2 E: 0 K: 1 S: 14		2	2	0	1	23	R: 0 H: 0 E: 0 K: 1 S: 9	0	0	0	11	R: 0 H: 2 E: 0 K: 2 S: 12	2	2	0	18	R: 0 H: 0 E: 0 K: 1 S: 9	0	0	0	11	R: 0 H: 0 E: 0 K: 1 S: 9	0	0	0	11	

PITCHER		IP	WLS	BF	H	R	ER	SO	BB	IBB	HBP	BLK	WP	HR	S	P	ERA	WHIP
Brandon Claussen, L (1, 1) ERA: 3.98		7.0	W	28	6	1	1	6	2	0	1	0	0	0	70	108	1.29	1.143
31 Matt Belisle, R (8, 1) ERA: 4.01		2.0		8	2	1	1	2	0	0	0	0	0	0	22	29	4.50	1.000

Cincinnati Reds @ Pittsburgh Pirates
 PNC Park, Pittsburgh, PA
 Fri Sep 16 2005, 5:05 PM EDT
 Partly Cloudy - 79 F

livebaseballscorecards.com

Batter	1	2	3	4	5	6	7	8	9	AB R H RBI BB SO LOB	TOP																		
6 Ryan Freel, R OBP: 0.373, SLG: 0.378 (1, 7)	3-1 G6-3	1-2 G5-3		1-0 G6-3		1-0 P4			2-2 G4-3	5 0 0 1 0 0 1																			
Felipe Lopez, S OBP: 0.342, SLG: 0.479 (1, 6)	4-0 F7 1B 1B BB		1-2 FC7-4 1B	2-1 G1-3			3-3 K			3 1 1 0 1 1 1																			
Rich Aurilia, R OBP: 0.330, SLG: 0.441 (1, 5)	1-2 WP 1B		0-2 F8		0-1 F9 2B		3-1 L9			4 1 2 0 0 0 1																			
Adam Dunn, L OBP: 0.386, SLG: 0.545 (1, 3)	2-2 F7		2-0 FC7-4 WP		1-0 F9		1-3 K			4 0 0 0 0 1 4																			
Austin Kearns, R OBP: 0.332, SLG: 0.450 (1, 9)	4-2 1B 1-2 BB		2-3 K		3-1 L5		1-1 L8			3 0 0 0 1 1 2																			
Javier Valentin, S OBP: 0.390, SLG: 0.571 25 David Weathers, R (8, 1)	1-2 1B		1-1 27 BB 1B		4-1 27 FC6-4 BB		1-2 G2-3			3 1 2 2 1 0 0 0 0 0 0 0 0 0																			
27 Chris Denorfia, R OBP: 0.529, SLG: 0.692 (1, 8)	2-3 K		4-0 SH3-4 1B 1-2 6 G6-3 BB		1-0 FC6-4		3-3 K			3 1 0 0 1 2 4																			
Ray Olmedo, S OBP: 0.275, SLG: 0.306 (1, 4)		1-3 K		1-2 6 G6-3 SH3-4 1B		1-0 F8		1-1 G6-4-3 1B		4 0 2 1 0 1 0																			
Ramon Ortiz, R OBP: 0.100, SLG: 0.122 37 Brian Shackelford, L Jason Standridge, R Kent Mercker, L Jason LaRue, R OBP: 0.351, SLG: 0.452 (8, 2)		2-3 K		0-0 SH3-4		1-3 K		0-1 G6-4-3		2 0 0 0 0 2 0 0 0 0 0 0 0 0 0 0 0 0 0 0 0 1 0 0 0 0 0 1																			
Inning Stats	R: 2 E: 0 K: 1 S: 17	H: 2 LOB: 2 BB: 2 P: 34	R: 0 E: 0 K: 2 S: 11	H: 0 LOB: 0 BB: 0 P: 15	R: 0 E: 0 K: 1 S: 10	H: 1 LOB: 1 BB: 0 P: 15	R: 2 E: 0 K: 0 S: 9	H: 2 LOB: 1 BB: 1 P: 18	R: 0 E: 0 K: 0 S: 7	H: 1 LOB: 2 BB: 1 P: 16	R: 0 E: 0 K: 1 S: 5	H: 0 LOB: 0 BB: 0 P: 8	R: 0 E: 0 K: 2 S: 10	H: 0 LOB: 0 BB: 0 P: 17	R: 0 E: 0 K: 1 S: 8	H: 0 LOB: 0 BB: 0 P: 13	R: 0 E: 0 K: 0 S: 7	H: 1 LOB: 0 BB: 0 P: 10	1B: 6 2B: 1 3B: 0 HR: 0	SF: 0 SAC: 1 DP: 1 HBP: 0	WP: 2 PB: 0 SB: 0 CS: 0	PA: 37							
PITCHER	IP WLS BF H R ER SO BB IBB HBP BLK WP HR S P ERA WHIP																												
Kip Wells, R ERA: 4.92 (1, 1)	5.0		25	6	4	4	4	4	4	0	0	0	0	2	0	54	98	7.20	2.000										
Ryan Vogelsong, R ERA: 4.62 (6, 1)	1.0		3	0	0	0	1	0	0	0	0	0	0	0	0	5	8	0.00	0.000										
34 John Grabow, L ERA: 3.94 (7, 1)	2.0		6	0	0	0	3	0	0	0	0	0	0	0	0	18	30	0.00	0.000										
16 Salomon Torres, R ERA: 3.06 (9, 1)	1.0	W	3	1	0	0	0	0	0	0	0	0	0	0	0	7	10	0.00	1.000										

Cincinnati Reds @ Pittsburgh Pirates
PNC Park, Pittsburgh, PA
Fri Sep 16 2005, 5:10 PM EDT
Att: 22,715 - Partly Cloudy - 76 F

livebaseballscorecards.com

AB 32
R 4
H 7
RBI 4
BB 4
SO 8
LOB 14



Batter	1	2	3	4	5	6	7	8	9	AB	R	H	RBI	BB	SO	LOB
Tike Redman, L (1, 8) OBP: 0.288, SLG: 0.339 16 Salomon Torres, R (9, 1) OBP: 0.500, SLG: 0.500	3-1 F7		0-1 2B		2-2 G6-3		1-2 F7	3-1 F8		5	1	1	0	0	0	1
2 Jack Wilson, R (1, 6) OBP: 0.299, SLG: 0.362	0-1 F9		0-1 FC6 1B		0-2 FC6-4 1B		4-1 BB BB		1-1 BB 1B	4	1	3	1	1	0	0
Rob Mackowiak, L (1, 9) OBP: 0.342, SLG: 0.403 Craig Wilson, R (7, PH) (8, 9) OBP: 0.384, SLG: 0.348	1-3 K		0-1 FC6 1-2f		0-0 F8		0-3 K		4-2 E 12 1B BB	3	0	0	0	0	1	2
Jason Bay, R (1, 7) OBP: 0.395, SLG: 0.559		1-1 G5-3		0-0 41 G3-1 1B 2B	1-0 FC6-4 1-2f		4-1 BB BB 1-2 BB		0-0 E8 12 1B 1B	4	1	2	1	1	0	1
41 Ryan Doumit, S (1, 2) OBP: 0.317, SLG: 0.388		1-1 F9		3-2 G3-1 2-3		0-1 19 G6-4-3 1B 1B	0-1 L7		4-0 12 1B IBB	4	0	1	0	1	0	3
Daryle Ward, L (1, 3) OBP: 0.326, SLG: 0.417 12 Freddy Sanchez, R (8, PH) (9, 4) OBP: 0.324, SLG: 0.341		3-2 2B		3-1 19 1B 1B		0-0 19 G6-4-3 1B 1-2 1B		0-1 G5-3	0-1 1-2 2-3 3-H 1B	3	0	3	1	0	0	0
19 José Bautista, R (1, 5) OBP: 0.375, SLG: 0.286		2-2 K		0-0 1-2 1B		1-2 G6-4-3 1-2f 2-3		4-2 2B 13 G4-3 BB		3	1	1	0	1	1	3
J.J. Furmaniak, R (1, 4) OBP: 0.333, SLG: 0.286 Brad Eldred, R (8, PH) (9, 3) OBP: 0.296, SLG: 0.500			3-2 P6		3-3 K		4-2 BB		0-0 13 G4-3 1-3 2B	2	0	0	0	1	1	2
Kip Wells, R (1, 1) OBP: 0.186, SLG: 0.245 Ryan Vogelsong, R (6, 1) OBP: 0.222, SLG: 0.250 Ty Wigington, R (6, PH) (7, 1) OBP: 0.317, SLG: 0.468 34 John Grabow, L (7, 1) 13 Nate McLouth, L (8, PH) (9, 8) OBP: 0.269, SLG: 0.319			0-0 F8		1-3 K		1-3 K		0-0 G4-3 2-3 3-H	1	0	1	0	0	0	0

Inning Stats	R: 0	H: 0	E: 0	K: 1	S: 8	H: 0	LOB: 0	BB: 0	P: 12	R: 0	H: 1	E: 0	K: 1	S: 10	H: 1	LOB: 1	BB: 0	P: 17	R: 1	H: 2	E: 0	K: 0	S: 10	H: 2	LOB: 1	BB: 0	P: 13	R: 1	H: 3	E: 0	K: 2	S: 14	R: 0	H: 1	E: 0	K: 0	S: 8	H: 2	LOB: 2	BB: 1	P: 17	R: 0	H: 0	E: 0	K: 1	S: 12	H: 0	LOB: 2	BB: 2	P: 21	R: 1	H: 1	E: 0	K: 0	S: 8	H: 1	LOB: 1	BB: 1	P: 15	R: 2	H: 3	E: 1	K: 0	S: 8	H: 3	LOB: 3	BB: 2	P: 17	1B: 9	2B: 4	3B: 0	HR: 0	SF: 0	SAC: 0	DP: 1	HBP: 0	WP: 0	PB: 0	SB: 0	CS: 0	PA: 42
PITCHER	IP	WLS	BF	H	R	ER	SO	BB	IBB	HBP	BLK	WP	HR	S	P	ERA	WHIP																																																																
Ramon Ortiz, R (1, 1) ERA: 4.98	6.0		27	9	2	2	5	1	0	0	0	0	0	61	94	3.00	1.667																																																																
37 Brian Shackelford, L (7, 1) ERA: 2.33	0.1	H	2	0	0	0	0	1	0	0	0	0	0	4	9	0.00	3.000																																																																
Jason Standridge, R (7, 1) ERA: 4.55	0.1	H	2	0	0	0	1	1	0	0	0	0	0	6	10	0.00	3.000																																																																
Kent Mercker, L (7, 1) ERA: 3.79	0.2	H	4	1	1	1	0	1	0	0	0	0	0	7	11	13.50	3.000																																																																
25 David Weathers, R (8, 1) ERA: 3.59	0.2	L	7	3	2	2	0	1	1	0	0	0	0	11	23	27.00	6.000																																																																

BOTTOM

Cincinnati Reds @ Pittsburgh Pirates
PNC Park, Pittsburgh, PA
Fri Sep 16 2005, 5:10 PM EDT
Att. 22,715 - Partly Cloudy - 76 F

livebaseballscorecards.com

AB	36
R	5
H	13
RBI	5
BB	6
SO	6
LOB	18



Batter	1	2	3	4	5	6	7	8	9	AB R H RBI BB SO LOB	TOP		
6 Ryan Freel, R (1, 7) OBP: 0.377, SLG: 0.386	1-0 CS BB 1B		0-2 FC5-2 1B		0-1 2B		0-0 G6-3			4 0 3 0 0 0 2	<p>Cincinnati Reds @ Pittsburgh Pirates</p> <p>PNC Park, Pittsburgh, PA</p> <p>Sat Sep 17 2005, 7:05 PM EDT</p> <p>Att. 31,174 - Cloudy - 72 F</p>		
Felipe Lopez, S (1, 6) OBP: 0.340, SLG: 0.476	1-2 L5		0-2 FC5-2 1B		1-0 G5-3			2-3 K2-3		4 0 0 0 0 1 4			
Rich Aurilia, R (1, 4) OBP: 0.329, SLG: 0.437	4-1 CS BB 1B		0-0 F7		1-3 K			1-1 G2-3		3 0 0 0 1 1 2			
Adam Dunn, L (1, 3) OBP: 0.385, SLG: 0.543	3-3 K 1B			0-1 G6-4-3 BB 1B		1-3 K		1-0 G3		4 0 1 0 0 2 2			
Austin Kearns, R (1, 9) OBP: 0.332, SLG: 0.446		1-2 F8		4-2 G6-4-3 BB 1B		0-3 K		0-3 K		3 0 0 0 1 2 0			
Wily Mo Peña, R (1, 8) OBP: 0.309, SLG: 0.502		1-3 K		2-1 G6-4-3 1-2f 2-3		1-3 K		2-2 G1-3		4 0 0 0 0 2 2			
Javier Valentin, S (1, 2) OBP: 0.382, SLG: 0.559		2-1 L9		1-1 G4-3		3-1 P4		1-0 F8		4 0 0 0 0 0 1			
12 Edwin Encarnación, R (1, 5) OBP: 0.283, SLG: 0.401			4-2 6 BB FC5-2 BB		2-0 P3		0-0 E2 27 BB			2 0 0 0 1 0 0			
39 Aaron Harang, R (1, 1) OBP: 0.029, SLG: 0.029			0-1 B2		1-3 K		4-0 BB			2 0 0 0 0 1 1			
27 Chris Denorfia, R (7, PH) OBP: 0.556, SLG: 0.692										0 0 0 0 1 0 0			
Josh Hancock, R (7, 1)										0 0 0 0 0 0 0			
Inning Stats	R: 0 H: 1 E: 0 LOB: 1 K: 1 BB: 1 S: 8 P: 17	R: 0 H: 0 E: 0 LOB: 0 K: 1 BB: 0 S: 9 P: 13	R: 0 H: 1 E: 0 LOB: 2 K: 0 BB: 1 S: 15 P: 19	R: 0 H: 1 E: 0 LOB: 1 K: 0 BB: 1 S: 8 P: 15	R: 0 H: 1 E: 0 LOB: 1 K: 1 BB: 0 S: 7 P: 11	R: 0 H: 0 E: 0 LOB: 0 K: 3 BB: 0 S: 9 P: 11	R: 0 H: 0 E: 1 LOB: 2 K: 1 BB: 1 S: 7 P: 15	R: 0 H: 0 E: 0 LOB: 0 K: 1 BB: 0 S: 7 P: 11	R: 0 H: 0 E: 0 LOB: 0 K: 1 BB: 0 S: 7 P: 10	1B: 3 SF: 0 2B: 1 SAC: 0 3B: 0 DP: 1 HR: 0 HBP: 0	WP: 0 PA: 34 PB: 0 SB: 0 CS: 2		
PITCHER	IP WLS BF H R ER SO BB IBB HBP BLK WP HR S P ERA WHIP											PITCHER	IP WLS BF H R ER SO BB IBB HBP BLK WP HR S P ERA WHIP
28 Paul Maholm, L (1, 1) ERA: 1.24	8.0 W 31 4 0 0 8 4 0 0 0 0 0 0 70 112 0.00 1.000												
16 Salomon Torres, R (9, 1) ERA: 3.02	1.0 3 0 0 0 1 0 0 0 0 0 0 0 7 10 0.00 0.000												

AB	30
R	0
H	4
RBI	0
BB	4
SO	9
LOB	14




Batter	1	2	3	4	5	6	7	8	9	AB R H RBI BB SO LOB
12 Freddy Sanchez, R (1, 4) OBP: 0.323, SLG: 0.348	0-2 HR		1-2 G6-3		1-1 F8		0-0 E8			4 1 1 1 0 0 2
2 Jack Wilson, R (1, 6) OBP: 0.298, SLG: 0.362	1-2 F9		1-2 1B		2-0 SF9		0-1 F8			3 1 1 1 0 0 1
Jason Bay, R (1, 7) OBP: 0.397, SLG: 0.566	1-1 HR		2-0 1B		3-H 2-2 1B		1-3 K			4 1 3 2 0 1 0
Rob Mackowiak, L (1, 5) OBP: 0.339, SLG: 0.400	2-1 G5-3		1-0 F7		3-2 F9		1-1 G4-3			4 0 0 0 0 0 1
Brad Eldred, R (1, 3) OBP: 0.288, SLG: 0.486	3-2 G5-3			1-3 K		0-3 K 41 WP		1-1 F9		4 0 0 0 0 2 0
Craig Wilson, R (1, 9) OBP: 0.383, SLG: 0.348		2-1 41 G6-4-3 1B		0-3 K		2-3 K				3 0 1 0 0 2 1
41 Ryan Doumit, S (1, 2) OBP: 0.313, SLG: 0.382		0-0 G6-4-3		1-3 K		2-1 F8				3 0 0 0 0 1 2
13 Nate McLouth, L (1, 8) OBP: 0.272, SLG: 0.333		0-2 G4-3			0-2 28 SH 2 SF9 2B		2-3 K			3 1 1 0 0 1 0
28 Paul Maholm, L (1, 1) OBP: 0.273, SLG: 0.200			2-0 G4-3		2-2 SH 2 SF9 1B		0-0 G1-3			2 0 0 0 0 0 0
16 Salomon Torres, R (9, 1) OBP: 0.500, SLG: 0.500					2-3 1B					0 0 0 0 0 0 0

Inning Stats	R: 2	H: 2	E: 0	LOB: 0	K: 0	S: 13	R: 0	H: 1	E: 0	LOB: 0	K: 0	S: 6	R: 1	H: 2	E: 0	LOB: 1	K: 0	S: 10	R: 0	H: 0	E: 0	LOB: 0	K: 3	S: 11	R: 1	H: 2	E: 0	LOB: 2	K: 0	S: 12	R: 0	H: 0	E: 0	LOB: 1	K: 2	S: 11	R: 0	H: 0	E: 1	LOB: 1	K: 1	S: 7	R: 0	H: 0	E: 0	LOB: 0	K: 1	S: 7	R: 0	H: 0	E: 0	LOB: 0	K: 1	S: 7	1B: 4	SF: 1	2B: 1	SAC: 1	3B: 0	DP: 1	HR: 2	HBP: 0	WP: 2	PA: 32
39 Aaron Harang, R (1, 1) ERA: 3.61	IP: 6.0	WLS: L	BF: 25	H: 7	R: 4	ER: 4	SO: 5	BB: 0	IBB: 0	HBP: 0	BLK: 0	WP: 2	HR: 2	S: 63	P: 95	ERA: 6.00	WHIP: 1.167																																															
Josh Hancock, R (7, 1) ERA: 2.7	IP: 2.0	WLS: L	BF: 7	H: 0	R: 0	ER: 0	SO: 2	BB: 0	IBB: 0	HBP: 0	BLK: 0	WP: 0	HR: 0	S: 14	P: 19	ERA: 0.00	WHIP: 0.000																																															

BOTTOM

Cincinnati Reds @ Pittsburgh Pirates
PNC Park, Pittsburgh, PA
Sat Sep 17 2005, 7:05 PM EDT
Att: 31,174 - Cloudy - 72 F

AB	30
R	4
H	7
RBI	4
BB	0
SO	7
LOB	7



livebaseballscorecards.com

BOTTOM

Cincinnati Reds @ Pittsburgh Pirates
 PNC Park, Pittsburgh, PA
 Sun Sep 18 2005, 1:35 PM EDT
 Att. 21,320 - Partly Cloudy - 74 F

livebaseballscorecards.com

AB	35
R	9
H	12
RBI	9
BB	4
SO	8
LOB	21



WP: 0	PA: 42
PB: 0	
SB: 2	
CS: 0	

AB	R	H	RBI	BB	SO	LOB
4	2	3	2	0	0	0
4	2	2	1	1	0	4
4	1	1	1	1	1	2
5	0	0	0	0	2	6
4	1	3	1	0	1	0
5	1	1	1	0	2	3
3	1	0	1	1	1	2
0	0	0	0	0	0	0
3	0	0	0	0	1	4
1	0	1	2	0	0	0
0	0	0	0	0	0	0
1	0	1	0	0	0	0
0	0	0	0	0	0	0
0	0	0	0	0	0	0
0	0	0	0	0	0	0
0	0	0	0	0	0	0
0	1	0	0	1	0	0
1B: 10	SF: 0					
2B: 1	SAC: 1					
3B: 1	DP: 0					
HR: 0	HBP: 2					

Batter	1	2	3	4	5	6	7	8	9					
12 Freddy Sanchez, R OBP: 0.327, SLG: 0.357 (1, 4)														
2 Jack Wilson, R OBP: 0.301, SLG: 0.363 (1, 6)														
Jason Bay, R OBP: 0.397, SLG: 0.564 (1, 7)														
Craig Wilson, R OBP: 0.374, SLG: 0.337 (1, 9)														
Brad Eldred, R OBP: 0.304, SLG: 0.500 (1, 3)														
11 Humberto Cota, R OBP: 0.277, SLG: 0.380 (1, 2)														
19 José Bautista, R OBP: 0.333, SLG: 0.200 (8, 1)														
13 Nate McLouth, L OBP: 0.271, SLG: 0.321 (1, 8)														
Oliver Pérez, L OBP: 0.226, SLG: 0.207 (1, 1)														
46 Bryan Bullington, R ERA: 6.84 (3, 1)														
Tike Redman, L OBP: 0.289, SLG: 0.338 (4, PH)														
Brian Meadows, R OBP: 0.440, SLG: 0.375 (5, 1)														
J.J. Furmaniak, R OBP: 0.222, SLG: 0.250 (6, PH)														
Ryan Vogelsong, R OBP: 0.321, SLG: 0.468 (7, 1)														
34 John Grabow, L OBP: 0.321, SLG: 0.468 (7, 1)														
Ty Wigginton, R OBP: 0.321, SLG: 0.468 (8, 5)														
Inning Stats	R: 6 E: 0 K: 0 S: 20	H: 6 LOB: 2 BB: 2 P: 37	R: 0 E: 0 K: 2 S: 11	H: 0 LOB: 0 BB: 0 P: 15	R: 0 E: 0 K: 0 S: 7	H: 0 LOB: 0 BB: 0 P: 7	R: 0 E: 0 K: 0 S: 9	H: 0 LOB: 1 BB: 0 P: 13	R: 0 E: 0 K: 1 S: 15	H: 1 LOB: 3 BB: 1 P: 26	R: 0 E: 0 K: 1 S: 11	H: 1 LOB: 1 BB: 0 P: 15	R: 3 E: 0 K: 2 S: 18	H: 3 LOB: 1 BB: 1 P: 26
PITCHER	IP WLS BF H R ER SO	WLS BF H R ER SO	WLS BF H R ER SO	WLS BF H R ER SO	WLS BF H R ER SO	WLS BF H R ER SO	WLS BF H R ER SO	WLS BF H R ER SO	WLS BF H R ER SO	WLS BF H R ER SO	WLS BF H R ER SO	WLS BF H R ER SO	WLS BF H R ER SO	WLS BF H R ER SO
22 Eric Milton, L ERA: 6.84 (1, 1)	0.2													
Luke Hudson, R ERA: 6.72 (1, 1)	5.1	21	2	0	0	5	0	1	2	0	0	0	52	77
31 Matt Belisle, R ERA: 4.29 (7, 1)	1.0	L	7	3	3	1	1	0	0	0	0	0	19	29
56 Todd Coffey, R ERA: 4.14 (8, 1)	1.0		4	1	0	0	2	0	0	0	0	0	10	12

PITCHER	IP	WLS	BF	H	R	ER	SO	BB	IBB	HBP	BLK	WP	HR	S	P	ERA	WHIP
22 Eric Milton, L ERA: 6.84 (1, 1)	0.2															81.00	12.000
Luke Hudson, R ERA: 6.72 (1, 1)	5.1		21	2	0	0	5	0	1	2	0	0	0	52	77	0.00	0.375
31 Matt Belisle, R ERA: 4.29 (7, 1)	1.0	L	7	3	3	3	1	1	0	0	0	0	0	19	29	27.00	4.000
56 Todd Coffey, R ERA: 4.14 (8, 1)	1.0		4	1	0	0	2	0	0	0	0	0	0	10	12	0.00	1.000

Batter	1	2	3	4	5	6	7	8	9	AB R H RBI BB SO LOB	TOP				
22 David Eckstein, R (1, 6) OBP: 0.360, SLG: 0.388 Larry Walker, L (9, PH) OBP: 0.378, SLG: 0.477	1-1 P4		0-1 FC1-2 1B 1-2 E	1-0 P2		0-3 K2-3			0-1 FC6-4 1B	4 1 1 0 0 1 2 1 0 1 0 0 0 0					
So Taguchi, R (1, 8) OBP: 0.326, SLG: 0.413 Al Reyes, R (7, 1) John Mabry, L (9, PH) OBP: 0.300, SLG: 0.417	1-2 K		1-0 FC1-2 1B 1-2 E 2-3	1-0 G6-3			2-1 G3		0-1 L8	4 1 1 0 0 1 1 0 0 0 0 0 0 0 1 0 0 0 0 0 1					
5 Albert Pujols, R (1, 3) OBP: 0.431, SLG: 0.614	4-1 BB		1-2 FC1-2 HR 1-2 E 2-3 3-H		3-0 L4		0-0 F9		2-1 FC6-4	4 1 0 0 1 0 4					
Reggie Sanders, R (1, 9) OBP: 0.331, SLG: 0.524 55 Skip Schumaker, L (7, 9) OBP: 0.294, SLG: 0.313	3-1 F8		2-3 K		2-2 F9		0-0 P6			4 0 0 0 0 1 4 0 0 0 0 0 0 0					
Mark Grudzielanek, R (1, 4) OBP: 0.335, SLG: 0.410 Scott Seabolt, R (3, PR) OBP: 0.270, SLG: 0.294		4-2 G6-3 BB	1-0 E6 HR 1-3 2-H 2-H 3-H		0-0 1B			2-1 G5-3 1B		1 0 0 0 1 0 1 2 1 2 0 0 0 0					
John Gall, R (1, 7) OBP: 0.265, SLG: 0.500		2-3 K	1-0 HR		0-1 P3			0-0 F9		4 1 1 3 0 1 3					
4 Yadier Molina, R (1, 2) OBP: 0.308, SLG: 0.378		1-1 G6-3	0-0 G6-3			0-3 K		0-0 1B		4 0 1 0 0 1 2					
7 Hector Luna, R (1, 5) OBP: 0.331, SLG: 0.382		0-0 G5-3		4-2 SH1-4 BB		4-2 16 E 16 S BB		2-2 G5-3		2 0 0 0 2 0 3					
Jeff Suppan, R (1, 1) OBP: 0.241, SLG: 0.291 16 Chris Duncan, L (6, PH) 48 Brad Thompson, R (6, 1) OBP: 0.167, SLG: 0.167 Ray King, L (7, 1) 53 John Rodriguez, L (7, 9) OBP: 0.386, SLG: 0.444			4-2 1B 22 1B 5 FC1-2 BB	0-0 SH1-4		0-3 K			1-0 F9	0 0 0 0 1 0 0 1 0 0 0 0 1 1 0 0 0 0 0 0 0 0 0 0 0 0 0 0 1 0 0 0 0 0 0					
Inning Stats	R: 0 H: 0 E: 0 LOB: 1 K: 1 BB: 1 S: 8 P: 17	R: 0 H: 0 E: 0 LOB: 1 K: 1 BB: 1 S: 9 P: 16	R: 5 H: 3 E: 1 LOB: 1 K: 1 BB: 1 S: 16 P: 26	R: 0 H: 0 E: 0 LOB: 1 K: 0 BB: 1 S: 9 P: 15	R: 0 H: 1 E: 0 LOB: 1 K: 0 BB: 0 S: 8 P: 13	R: 0 H: 0 E: 1 LOB: 1 K: 3 BB: 1 S: 13 P: 17	R: 0 H: 0 E: 0 LOB: 0 K: 0 BB: 0 S: 4 P: 6	R: 0 H: 2 E: 0 LOB: 1 K: 0 BB: 0 S: 7 P: 11	R: 0 H: 1 E: 0 LOB: 1 K: 0 BB: 0 S: 7 P: 10	1B: 6 SF: 0 2B: 0 SAC: 1 3B: 0 DP: 1 HR: 1 HBP: 0	WP: 0 PA: 39 PB: 0 SB: 1 CS: 0				
PITCHER	IP WLS BF H R ER SO BB IBB HBP BLK WP HR S P ERA WHIP											PITCHER	IP WLS BF H R ER SO BB IBB HBP BLK WP HR S P ERA WHIP		
Randy Keisler, L (1, 1) ERA: 5.85	5.0		4 5 0 3 4 0 0 0 0 0 0 1 50 87 0.00 1.600												
Jason Standridge, R (6, 1) ERA: 4.4	1.0		4 0 0 0 3 1 0 0 0 0 0 0 13 17 0.00 1.000												
Josh Hancock, R (7, 1) ERA: 2.35	1.0	W	3 0 0 0 0 0 0 0 0 0 0 0 4 6 0.00 0.000												
56 Todd Coffey, R (8, 1) ERA: 4.07	1.0	H	4 2 0 0 0 0 0 0 0 0 0 0 7 11 0.00 2.000												
25 David Weathers, R (9, 1) ERA: 3.54	1.0	S	4 1 0 0 0 0 0 0 0 0 0 0 7 10 0.00 1.000												

St. Louis Cardinals @ Cincinnati Reds
 Great American Ball Park, Cincinnati, OH
 Tue Sep 20 2005, 7:10 PM EDT
 Att. 16,587 - Cloudy - 73 F

livebaseballscorecards.com

AB	33
R	5
H	7
RBI	3
BB	5
SO	6
LOB	22



Batter	1	2	3	4	5	6	7	8	9	AB	R	H	RBI	BB	SO	LOB
6 Ryan Freel, R OBP: 0.375, SLG: 0.381 (1, 4) CF S (9, 8)	1-3 K		1-2 E 2B 1B		1 SAFE 3-2 1 SAFE 1 SAFE 1-2 G5-3		3-2 G6-3			4	1	1	0	0	1	1
Felipe Lopez, S OBP: 0.340, SLG: 0.474 (1, 6) CB BB X	3-2 G6-3		4-2 1 SAFE 1 SAFE 1-2 2B BB		2-2 G4-3		1-0 HBP 1B 1B			3	1	1	0	1	0	1
Adam Dunn, L OBP: 0.389, SLG: 0.545 (1, 7) SB BB BB	4-1 HR BB		2-2 1-H 2-H 2B		4-0 1B IBB		1-0 1B 1B HBP			1	2	1	2	2	0	0
Rich Aurilia, R OBP: 0.339, SLG: 0.454 (1, 5) CD X	1-1 1-H HR		2-2 G6-3		2-1 1-2 1B		2-2 1B 1B 1B			4	1	3	3	0	0	1
Javier Valentin, S OBP: 0.378, SLG: 0.549 (1, 3) CS S	0-3 K		0-2 G3		3-3 K		1-1 1-3 2-H 1B			4	0	1	1	0	2	3
Austin Kearns, R OBP: 0.327, SLG: 0.436 (1, 9) CB CF S		0-3 K		X 0-0 G5-3		1-3 K		3-0 G5-3		4	0	0	0	0	2	2
Jason LaRue, R OBP: 0.356, SLG: 0.458 (1, 2) CB S X		1-1 G5-3		BB CF P 2-3 K		0-2 1B		2-3 K		4	0	1	0	0	2	0
Wily Mo Peña, R OBP: 0.304, SLG: 0.497 Ray Olmedo, S OBP: 0.275, SLG: 0.306 (1, 8) (9, 4) CB BB S		2-3 K		X 0-0 G5-3		0-0 F7		2-0 G6-3		4	0	0	0	0	1	1
Randy Keisler, L OBP: 0.280, SLG: 0.583 Aaron Holbert, R OBP: 0.318, SLG: 0.421 Jason Standridge, R OBP: 0.286, SLG: 0.402 12 Edwin Encarnación, R OBP: 0.286, SLG: 0.402 Josh Hancock, R 56 Todd Coffey, R Jacob Cruz, L OBP: 0.326, SLG: 0.417 25 David Weathers, R (1, 1) (5, PH) (6, 1) (6, PH) (7, 1) (8, 1) (8, PH) (9, 1)			1-1 F7		4-1 G4-3 6 S 1B BB		0-3 K		3-3 K	1	0	0	0	0	0	0

Inning Stats	R: 2	H: 1	E: 0	K: 2	S: 12	H: 1	LOB: 0	BB: 1	P: 21	R: 0	H: 0	E: 0	K: 2	S: 8	R: 0	H: 0	E: 0	K: 1	S: 5	R: 1	H: 1	E: 0	K: 1	S: 14	R: 0	H: 1	E: 0	K: 2	S: 10	R: 1	H: 3	E: 0	K: 0	S: 12	R: 0	H: 0	E: 0	K: 2	S: 8	1B: 6	SF: 0	2B: 1	SAC: 0	3B: 0	DP: 0	HR: 1	HBP: 1	WP: 0	PA: 36
--------------	------	------	------	------	-------	------	--------	-------	-------	------	------	------	------	------	------	------	------	------	------	------	------	------	------	-------	------	------	------	------	-------	------	------	------	------	-------	------	------	------	------	------	-------	-------	-------	--------	-------	-------	-------	--------	-------	--------

PITCHER	IP	WLS	BF	H	R	ER	SO	BB	IBB	HBP	BLK	WP	HR	S	P	ERA	WHIP
Jeff Suppan, R ERA: 3.72 (1, 1)	5.0		23	4	5	5	6	3	1	0	0	0	1	57	99	9.00	1.400
48 Brad Thompson, R ERA: 2.79 (6, 1)	1.1		6	2	1	1	2	0	0	0	0	0	0	16	21	6.75	1.500
Ray King, L ERA: 2.95 (7, 1)	0.1	L	3	2	0	0	0	0	0	1	0	0	0	5	9	0.00	6.000
Al Reyes, R ERA: 2.29 (7, 1)	1.1		4	0	0	0	2	0	0	0	0	0	0	9	19	0.00	0.000

BOTTOM

St. Louis Cardinals @ Cincinnati Reds
Great American Ball Park, Cincinnati, OH

Tue Sep 20 2005, 7:10 PM EDT
Att: 16,587 - Cloudy - 73 F

livebaseballscores.com

AB	31
R	6
H	8
RBI	6
BB	4
SO	10
LOB	10



Batter	1	2	3	4	5	6	7	8	9	AB R H RBI BB SO LOB	TOP									
22 David Eckstein, R (1, 6) OBP: 0.361, SLG: 0.397	1-2 15 G6-3 1B	0-1 HR		1-1 2B		2-1 F9			1-1 F8	5 1 3 2 0 0 2										
15 Jim Edmonds, L (1, 8) OBP: 0.385, SLG: 0.525	0-1 G6-3 1-2f	1-1 G1-3		1-0 G4-3		0-3 K			1-1 F7	5 0 0 0 0 1 4										
5 Albert Pujols, R (1, 3) OBP: 0.433, SLG: 0.619	1-0 2B		1-1 FC4-6 1B		3-2 L8 2B				1-3 K	4 1 3 0 0 1 0										
Larry Walker, L (1, 9) OBP: 0.376, SLG: 0.477	0-0 1B 2B		0-2 FC4-6 1-2f		0-0 L8 2-3				3-1 G4-3	4 1 1 1 0 0 2										
Abraham Nunez, S (1, 5) OBP: 0.348, SLG: 0.372	1-0 1B		1 SAFE 1-0 F8		1-0 G3				2-3 K	4 0 1 1 0 1 2										
Mark Grudzielanek, R (1, 4) OBP: 0.333, SLG: 0.407	2-2 L6		3-3 K		2-3 K				1-0 G5-3	4 0 0 0 0 2 3										
So Taguchi, R (1, 7) OBP: 0.328, SLG: 0.422		1-1 G1-3 22 HR 4 BLK 1B		3-2 HR		3-2 F9			1-2 G5-3	4 2 2 1 0 0 0										
4 Yadier Molina, R (1, 2) OBP: 0.307, SLG: 0.377		2-2 G6-3		0-0 G5-3		0-0 1B 1B			0-0 G5-3	4 0 1 0 0 0 1										
Jason Marquis, L (1, 1) OBP: 0.337, SLG: 0.476		0-1 G1-3		1-0 F7		2-2 1B			0-2 G5-3	3 0 1 0 0 0 1										
34 Randy Flores, L (8, 1)										0 0 0 0 0 0 0										
Julian Tavarez, L (8, 1)										0 0 0 0 0 0 0										
John Gall, R (9, PH) OBP: 0.257, SLG: 0.485										1 0 0 0 0 0 0										
44 Jason Isringhausen, R (9, 1)										0 0 0 0 0 0 0										
Inning Stats	R: 2 E: 0 K: 0 S: 11	H: 4 LOB: 1 BB: 0 P: 16	R: 2 E: 0 K: 0 S: 12	H: 2 LOB: 0 BB: 0 P: 16	R: 0 E: 0 K: 1 S: 10	H: 1 LOB: 1 BB: 0 P: 15	R: 1 E: 0 K: 0 S: 8	H: 2 LOB: 1 BB: 0 P: 14	R: 0 E: 0 K: 1 S: 9	H: 1 LOB: 1 BB: 0 P: 15	R: 0 E: 0 K: 2 S: 9	H: 0 LOB: 0 BB: 0 P: 15	R: 0 E: 0 K: 0 S: 5	H: 0 LOB: 0 BB: 0 P: 7	R: 0 E: 0 K: 0 S: 7	H: 0 LOB: 0 BB: 0 P: 9	1B: 6 2B: 4 3B: 0 HR: 2	SF: 0 SAC: 0 DP: 1 HBP: 0	WP: 0 PB: 0 SB: 0 CS: 0	PA: 38
PITCHER	IP WLS BF H R ER SO BB IBB HBP BLK WP HR S P ERA WHIP																			
Ramon Ortiz, R (1, 1) ERA: 5.11	5.0 L 24 10 5 5 2 0 0 0 0 1 0 2 50 76 9.00 2.000																			
Joe Valentine, R (6, 1) ERA: 9.0	1.0 5 2 0 0 1 0 0 0 0 0 0 0 13 20 0.00 2.000																			
Allan Simpson, R (7, 1) ERA: 12.46	1.0 3 0 0 0 2 0 0 0 0 0 0 0 9 15 0.00 0.000																			
Josh Hancock, R (8, 1) ERA: 1.86	2.0 6 0 0 0 0 0 0 0 0 0 0 0 12 16 0.00 0.000																			

St. Louis Cardinals @ Cincinnati Reds
 Great American Ball Park, Cincinnati, OH
 Wed Sep 21 2005, 7:10 PM EDT
 Att. 16,784 - Party Cloudy - 76 F

livebaseballscorecards.com

AB	38
R	5
H	12
RBI	5
BB	0
SO	5
LOB	15



Batter	1	2	3	4	5	6	7	8	9	AB	R	H	RBI	BB	SO	LOB
6 Ryan Freel, R OBP: 0.374, SLG: 0.380 (1, 7)	2-3 K		2-1 G5-3		3-2 FC4-6 1B		2-2 F7			4	0	1	0	0	1	0
Felipe Lopez, S OBP: 0.339, SLG: 0.472 (1, 6)	3-2 L8		2-2 FC4-6 1B		1-2 FC4-6 1-2f		2-1 F8			4	0	1	0	0	0	1
Adam Dunn, L OBP: 0.386, SLG: 0.541 (1, 3)	1-1 G6-3		3-2 F7		3-1 P5			1-3 K		4	0	0	0	0	1	2
Rich Aurilia, R OBP: 0.338, SLG: 0.452 (1, 4)		0-1 G5-3		0-1 F8		1-1 G4-6-3 1B		1-0 P6		4	0	1	0	0	0	0
Javier Valentin, S OBP: 0.372, SLG: 0.538 (1, 2)		1-0 G6-3		1-0 F7		0-0 G4-6-3 1-2f		1-0 G4-3		4	0	0	0	0	0	1
Austin Kearns, R OBP: 0.331, SLG: 0.438 (1, 9)		0-2 1B 1B		4-2 2B BB		0-0 1B		2-3 K		3	0	2	0	1	1	0
Wily Mo Peña, R OBP: 0.310, SLG: 0.503 (1, 8)		0-0 1-2 1B		0-0 1-3 2B		3-3 K		2-0 FC4-6 1B		4	0	3	0	0	1	1
12 Edwin Encarnación, R OBP: 0.285, SLG: 0.416 (1, 5)		2-3 K		1-2 G3-1		1-0 HR		3-2 F8		4	1	1	1	0	1	5
Ramon Ortiz, R OBP: 0.086, SLG: 0.120 (1, 1)			0-1 G3		0-0 G5-3		2-0 G5-3		1-1 FC4-6 1-2f	1	0	0	0	0	0	0
Aaron Holbert, R OBP: 0.304, SLG: 0.400 (5, PH)										0	0	0	0	0	0	0
Joe Valentin, R (6, 1)										0	0	0	0	0	0	0
Allan Simpson, R (7, 1)										0	0	0	0	0	0	0
27 Chris Denorfia, R OBP: 0.456, SLG: 0.526 (8, 1)										0	0	0	0	0	0	0
Josh Hancock, R (8, 1)										0	0	0	0	0	0	0
Jacob Cruz, L OBP: 0.323, SLG: 0.414 (9, PH)										1	0	0	0	0	0	1

Inning Stats	R: 0	H: 0	E: 0	K: 1	S: 11	H: 0	LOB: 0	BB: 0	P: 17	R: 0	H: 2	E: 0	K: 1	S: 10	H: 2	LOB: 2	BB: 0	P: 13	R: 0	H: 1	E: 0	K: 0	S: 12	H: 1	LOB: 1	BB: 0	P: 19	R: 0	H: 1	E: 0	K: 0	S: 10	R: 0	H: 2	E: 0	K: 1	S: 9	H: 1	LOB: 1	BB: 0	P: 16	R: 1	H: 1	E: 0	K: 0	S: 8	H: 1	LOB: 0	BB: 0	P: 15	R: 0	H: 0	E: 0	K: 1	S: 5	H: 0	LOB: 0	BB: 0	P: 8	R: 0	H: 1	E: 0	K: 1	S: 10	H: 1	LOB: 1	BB: 0	P: 18	1B: 7	SF: 0	2B: 1	SAC: 0	3B: 0	DP: 1	HR: 1	HBP: 0	WP: 0	PA: 36
PITCHER	IP	WLS	BF	H	R	ER	SO	BB	IBB	HBP	BLK	WP	HR	S	P	ERA	WHIP																																																													
Jason Marquis, R (1, 1)	7.0	W	29	8	1	1	3	1	0	0	0	0	1	69	109	1.29	1.286																																																													
34 Randy Flores, L (8, 1)	0.1		1	0	0	0	1	0	0	0	0	0	0	3	4	0.00	0.000																																																													
Julian Tavarez, R (8, 1)	0.2		2	0	0	0	0	0	0	0	0	0	0	2	4	0.00	0.000																																																													
44 Jason Isringhausen, R (9, 1)	1.0		4	1	0	0	1	0	0	0	0	0	0	10	18	0.00	1.000																																																													


BOTTOM

St. Louis Cardinals @ Cincinnati Reds
Great American Ball Park, Cincinnati, OH

Wed Sep 21 2005, 7:10 PM EDT
Att. 16,784 - Partly Cloudy - 76 F

livebaseballscorecards.com

AB	35
R	1
H	9
RBI	1
BB	1
SO	5
LOB	11



Batter	1	2	3	4	5	6	7	8	9	AB R H RBI BB SO LOB
22 David Eckstein, R (1, 6) OBP: 0.360, SLG: 0.395	1-2 P4		1-1 L9		0-1 15 2B 1B		2-1 G4-3		0-1 G5-3	5 0 1 0 0 0 0
15 Jim Edmonds, L (1, 8) OBP: 0.386, SLG: 0.527	2-2 F7		0-1 5 FC6-4 1B		1-2 1-3 2-H 2B		0-3 K			4 0 2 1 0 1 0
5 Albert Pujols, R (1, 3) OBP: 0.432, SLG: 0.615	0-2 F8		1-2 FC6-4 1-2f		4-0 IBB			2-2 G4-3		3 0 0 0 1 0 1
Reggie Sanders, R (1, 7) OBP: 0.327, SLG: 0.516		0-3 K		2-1 F8	1-1 G3			1-1 F9		4 0 0 0 0 1 3
55 Skip Schumaker, L (8, 7) OBP: 0.294, SLG: 0.313										0 0 0 0 0 0 0
So Taguchi, R (1, 9) OBP: 0.327, SLG: 0.420		0-0 F9		0-0 G6-3		0-1 G6-3		2-1 1B 1B		4 0 1 0 0 0 0
Cal Eldred, R (8, 1)										0 0 0 0 0 0 0
Mark Grudzielanek, R (1, 4) OBP: 0.336, SLG: 0.413		1-1 4 1B 3B		0-1 F7		2-2 1B		0-1 1B		4 1 3 0 0 0 0
4 Yadier Molina, R (1, 2) OBP: 0.306, SLG: 0.375		1-0 3-H 1B			1-0 G6-3	0-2 P4		0-0 F8		4 0 1 1 0 0 3
Abraham Nunez, S (1, 5) OBP: 0.345, SLG: 0.368		2-3 K			2-2 G5-3	0-0 F8			1-1 F8	4 0 0 0 0 1 2
Matt Morris, R (1, 1) OBP: 0.155, SLG: 0.093			1-3 K		4-2 22 1B 15 2B BB		3-3 K		3-2 G6-3	1 1 0 0 0 1 1 0
John Gali, R (7, PH) OBP: 0.250, SLG: 0.471										1 0 0 0 0 0 1 0
48 Brad Thompson, R (7, 1) OBP: 0.167, SLG: 0.167										0 0 0 0 0 0 0 0
Ray King, L (8, 1)										0 0 0 0 0 0 0 0
Julian Tavarez, L (8, 1)										0 0 0 0 0 0 0 0
John Mabry, L (8, 9) OBP: 0.299, SLG: 0.415										1 0 0 0 0 0 0 0

Inning Stats	R: 0 E: 0 K: 0 S: 13	H: 0 LOB: 0 BB: 0 P: 16	R: 1 E: 0 K: 2 S: 10	H: 2 LOB: 1 BB: 0 P: 14	R: 0 E: 0 K: 1 S: 11	H: 1 LOB: 1 BB: 0 P: 14	R: 0 E: 0 K: 0 S: 5	H: 0 LOB: 0 BB: 0 P: 7	R: 1 E: 0 K: 0 S: 15	H: 2 LOB: 3 BB: 2 P: 28	R: 0 E: 0 K: 0 S: 13	H: 1 LOB: 1 BB: 0 P: 15	R: 0 E: 0 K: 2 S: 8	H: 0 LOB: 0 BB: 0 P: 13	R: 0 E: 0 K: 0 S: 10	H: 2 LOB: 2 BB: 0 P: 15	R: 0 E: 0 K: 0 S: 8	H: 0 LOB: 0 BB: 0 P: 12	1B: 6 2B: 1 3B: 1 HR: 0	SF: 0 SAC: 0 DP: 0 HBP: 0	WP: 0 PB: 0 SB: 0 CS: 0	PA: 37
--------------	-------------------------------	----------------------------------	-------------------------------	----------------------------------	-------------------------------	----------------------------------	------------------------------	---------------------------------	-------------------------------	----------------------------------	-------------------------------	----------------------------------	------------------------------	----------------------------------	-------------------------------	----------------------------------	------------------------------	----------------------------------	----------------------------------	------------------------------------	----------------------------------	--------

PITCHER	IP	WLS	BF	H	R	ER	SO	BB	IBB	HBP	BLK	WP	HR	S	P	ERA	WHIP
Brandon Claussen, L (1, 1) ERA: 3.91	7.0		29	6	2	2	5	1	1	0	0	0	0	75	107	2.57	1.000
56 Todd Coffey, R (8, 1) ERA: 3.99	1.0	W	5	2	0	0	0	0	0	0	0	0	0	10	15	0.00	2.000
25 David Weathers, R (9, 1) ERA: 3.5	1.0		3	0	0	0	0	0	0	0	0	0	0	8	12	0.00	0.000

St. Louis Cardinals @ Cincinnati Reds
 Great American Ball Park, Cincinnati, OH
 Thu Sep 22 2005, 7:10 PM EDT
 Att. 17,461 - Clear - 83 F

AB	35
R	2
H	8
RBI	2
BB	2
SO	5
LOB	9



Batter	1	2	3	4	5	6	7	8	9
6 Ryan Freel, R OBP: 0.375, SLG: 0.387 (1, 7)	1-0 L5			3-2 E 2B		0-1 E5 F9 G5-3		0-0 1B 2B	
Felipe Lopez, S OBP: 0.339, SLG: 0.471 (1, 6)	0-0 F7			0-0 FC3 G4-3 2-H		3-1 G5-3 1-2		1-1 1B FC4-6 1B 2-H	
Adam Dunn, L OBP: 0.387, SLG: 0.540 (1, 3)	2-3 K			2-2 G3		4-2 FC6-4 BB		2-1 FC4-6 12 2B 1B 1-2	
Rich Aurilia, R OBP: 0.335, SLG: 0.447 (1, 4)			1-3 K	0-1 G4-3 2-3		0-1 F9 2-3		3-2 F9 1-2 2-3	
Jason LaRue, R OBP: 0.357, SLG: 0.456 (1, 2)	1-0 L8			4-2 BB		1-2 FC6-4 1-2f		4-0 FC4-6 IBB	
Austin Kearns, R OBP: 0.328, SLG: 0.433 (1, 9)	1-0 G1-3			3-3 K			2-0 G5-3	0-2 FC4-6 12 2B BB 1-2f 2-3 3-H	
Wily Mo Peña, R OBP: 0.310, SLG: 0.500 (1, 8)				4-2 12 G6-4-3 BB		0-2 G4-3	3-3 K	4-2 12 2B BB	
Jacob Cruz, L OBP: 0.328, SLG: 0.414 (8, PH)									
25 David Weathers, R (9, 1)									
12 Edwin Encarnación, R OBP: 0.289, SLG: 0.420 (1, 5)				0-0 G6-4-3 1-2f		0-1 G5-3	2-0 HBP	2-0 2B 1-H 2-H 3-H	
Brandon Claussen, R OBP: 0.130, SLG: 0.078 (1, 1)				2-3 K		3-2 G6-3	3-1 F8	0-1 F8	
Javier Valentin, S OBP: 0.370, SLG: 0.535 (7, PH)									
56 Todd Coffey, R (8, 1)									
27 Chris Denorfia, R OBP: 0.440, SLG: 0.500 (8, PH)									

Inning Stats	R: 0 E: 0 K: 1 S: 5	H: 0 LOB: 0 BB: 0 P: 8	R: 0 E: 0 K: 1 S: 6	H: 0 LOB: 0 BB: 0 P: 9	R: 0 E: 0 K: 1 S: 6	H: 0 LOB: 0 BB: 1 P: 12	R: 1 E: 1 K: 1 S: 18	H: 1 LOB: 2 BB: 1 P: 30	R: 0 E: 0 K: 0 S: 9	H: 0 LOB: 0 BB: 0 P: 12	R: 0 E: 1 K: 0 S: 11	H: 0 LOB: 2 BB: 1 P: 19	R: 0 E: 0 K: 1 S: 7	H: 0 LOB: 1 BB: 0 P: 17	R: 5 E: 0 K: 0 S: 16	H: 4 LOB: 1 BB: 2 P: 32
--------------	------------------------------	---------------------------------	------------------------------	---------------------------------	------------------------------	----------------------------------	-------------------------------	----------------------------------	------------------------------	----------------------------------	-------------------------------	----------------------------------	------------------------------	----------------------------------	-------------------------------	----------------------------------

PITCHER	IP	WLS	BF	H	R	ER	SO	BB	IBB	HBP	BLK	WP	HR	S	P	ERA	WHIP
Matt Morris, R ERA: 3.97 (1, 1)	6.0		23	1	1	0	4	3	0	0	0	0	0	55	90	0.00	0.667
48 Brad Thompson, R ERA: 2.91 (7, 1)	1.0	H	5	1	1	1	1	0	0	1	0	0	0	8	18	9.00	1.000
Ray King, L ERA: 3.4 (8, 1)	0.0	L	2	2	0	0	0	0	0	0	0	0	0	4	7	∞	∞
Julian Tavarez, R ERA: 3.36 (8, 1)	0.2		5	1	4	4	0	1	1	0	0	0	0	9	22	54.00	3.000
Cal Eldred, R ERA: 2.08 (8, 1)	0.1		1	0	0	0	0	0	0	0	0	0	0	2	2	0.00	0.000

BOTTOM

St. Louis Cardinals @ Cincinnati Reds
Great American Ball Park, Cincinnati, OH

Thu Sep 22 2005, 7:10 PM EDT
Att. 17,461 - Clear - 83 F

AB	R	H	RBI	BB	SO	LOB
4	2	2	0	0	0	0
4	1	1	1	0	0	1
3	1	1	0	1	1	1
4	0	0	0	0	1	5
2	0	0	0	2	0	2
4	1	0	1	0	1	4
2	0	0	0	1	1	0
0	1	0	0	1	0	0
0	0	0	0	0	0	0
3	0	1	3	0	0	1
2	0	0	0	0	1	0
1	0	0	0	0	0	1
0	0	0	0	0	0	0
1	0	0	0	0	0	1

1B	2B	3B	HR	SF	SAC	DP	HBP
2	3	0	0	0	0	1	0
0	0	0	0	0	0	0	0
0	0	0	0	0	0	0	0
0	0	0	0	0	0	0	0

WP	PA
0	36

livebaseballscorecards.com

AB 30
R 6
H 5
RBI 5
BB 5
SO 5
LOB 16



Batter	1	2	3	4	5	6	7	8	9	AB R H RBI BB SO LOB	TOP																
11 Jimmy Rollins, S (1, 6) OBP: 0.328, SLG: 0.414	3-2 2B 1B	1-0 F8		0-1 G3		1-0 F8			0-1 26 HR 1B	5 2 2 0 0 0 3																	
Kenny Lofton, L (1, 8) OBP: 0.392, SLG: 0.418	0-1 26 2B 1B	0-1 1B		3-2 F7		0-1 G3-6			1-0 26 HR 1B	5 2 3 1 0 0 2																	
26 Chase Utley, L (1, 4) OBP: 0.363, SLG: 0.516	1-0 2B 2B	1-1 F8			0-1 HR		0-2 G3		3-2 HR 1B	5 3 3 5 0 0 2																	
Bobby Abreu, L (1, 9) OBP: 0.413, SLG: 0.487 Billy Wagner, L (9, 1) OBP: 0.500, SLG: 0.500	3-3 K 1B		1-2 FC5-4 1B		3-3 K		0-3 K		1-3 K	5 0 1 0 0 0 4 1 0 0 0 0 0 0 0 0																	
Pat Burrell, R (1, 7) OBP: 0.390, SLG: 0.504	1-2 G3 2B		3-3 K		0-0 6 HR 1B		0-1 1B		3-3 K	5 1 3 1 0 0 2 1																	
6 Ryan Howard, L (1, 3) OBP: 0.357, SLG: 0.559 Andy Chavez, L (9, PR) OBP: 0.260, SLG: 0.302	1-1 G3 2-3		2-1 F7		2-2 HR		1-3 K		4-0 HR BB	4 1 1 2 1 1 3 0 1 0 0 0 0 0 0																	
David Bell, R (1, 5) OBP: 0.304, SLG: 0.366	0-2 F7		0-2 FC5-4		0-1 G5-3			0-1 G5-3	1 SAFE 3-2 HR	5 1 1 2 0 0 2																	
Mike Lieberthal, R (1, 2) OBP: 0.329, SLG: 0.419		0-1 1B 1B		0-0 SH2-4 2B		0-2 G6-3		1-1 G5-3	1-0 F9	5 0 2 0 0 0 1																	
Vicente Padilla, R (1, 1) OBP: 0.233, SLG: 0.231 Aaron Fultz, L (5, 1) OBP: 0.333, SLG: 0.333 Ramon Martinez, R (6, PH) OBP: 0.311, SLG: 0.333 63 Ryan Madson, L (6, 1) Aquilino Lopez, R (6, 1) B Shane Victorino, S (8, PH) OBP: 0.214, SLG: 0.462 Rheal Cormier, L (8, 1) Tomas Perez, S (9, 3) OBP: 0.291, SLG: 0.278		0-1 B2		1-1 SH2-4		3-1 G3-6 1B		2-1 L6		1 0 0 0 0 0 0 1 0 0 0 0 0 0 0 0 1 0 0 1 0 1 0																	
Inning Stats	R: 3 E: 0 K: 1 S: 21	H: 4 LOB: 1 BB: 0 P: 30	R: 0 E: 0 K: 0 S: 9	H: 2 LOB: 2 BB: 0 P: 11	R: 0 E: 0 K: 1 S: 11	H: 1 LOB: 1 BB: 0 P: 17	R: 0 E: 0 K: 0 S: 10	H: 1 LOB: 1 BB: 0 P: 14	R: 3 E: 0 K: 1 S: 14	H: 3 LOB: 0 BB: 0 P: 19	R: 0 E: 0 K: 2 S: 5	H: 1 LOB: 0 BB: 0 P: 9	R: 0 E: 0 K: 2 S: 11	H: 1 LOB: 1 BB: 0 P: 12	R: 0 E: 0 K: 0 S: 6	H: 0 LOB: 0 BB: 0 P: 9	R: 5 E: 0 K: 2 S: 16	H: 4 LOB: 1 BB: 1 P: 32	1B: 9 2B: 4 3B: 0 HR: 4	SF: 0 SAC: 1 DP: 1 HBP: 0	WP: 0 PA: 44 PB: 0 SB: 0 CS: 0						
PITCHER	IP WLS BF H R ER SO BB IBB HBP BLK WP HR S P ERA WHIP																										
39 Aaron Harang, R (1, 1) ERA: 3.79	5.0		26	11	6	6	3	0	0	0	0	0	2	65	91	10.80	2.200										
37 Brian Shacketford, L (6, 1) ERA: 2.25	1.0		3	1	0	0	0	0	0	0	0	0	0	5	9	0.00	1.000										
Kent Mercker, L (7, 1) ERA: 3.73	1.0	H	4	1	0	0	2	0	0	0	0	0	0	11	12	0.00	1.000										
56 Todd Coffey, R (8, 1) ERA: 3.92	1.0		3	0	0	0	0	0	0	0	0	0	0	6	9	0.00	0.000										
25 David Weathers, R (9, 1) ERA: 4.04	1.0	L	8	4	5	5	2	1	0	0	0	0	2	16	32	45.00	5.000										

Philadelphia Phillies @ Cincinnati Reds
Great American Ball Park, Cincinnati, OH

AB 42
R 11
H 17
RBI 11
BB 1
SO 7
LOB 16



Fri Sep 23 2005, 7:10 PM EDT
Att. 22,608 - Drizzle - 73 F

livebaseballscorecards.com

Batter	1	2	3	4	5	6	7	8	9	AB	R	H	RBI	BB	SO	LOB	BOTTOM																			
6 Ryan Freel, R OBP: 0.376, SLG: 0.386 (1, 8) (9, 7)	2-2 G1-3		0-0 BB 1B		1 SAFE BB BB CB BB	4-1 1B 2B BB	0-0 F7	1-3 K		4	1	1	0	1	1	0																				
Felipe Lopez, S OBP: 0.343, SLG: 0.473 (1, 6) (9, 7)	0-0 P6		4-0 BB 1B		1-2 2B 1B 1B	4-1 WP BB BB		0-0 G6-3 2B		3	1	2	2	2	0	0																				
Adam Dunn, L OBP: 0.387, SLG: 0.539 (1, 7) (9, 3)	1-3 K		2-3 K		0-1 1B 2B	4-0 WP BB		3-1 G6-3		4	0	1	1	1	2	3																				
Rich Aurilia, R OBP: 0.340, SLG: 0.449 (1, 5) (9, 7)		1-0 G5-3		0-0 G6-4-3 1B	0-2 2B 1B	4-1 1-2 2-3 BB		4-2 S BB		3	0	2	1	2	0	0																				
Javier Valentin, S OBP: 0.364, SLG: 0.525 Kent Mercker, L (7, 1) 56 Todd Coffey, R (8, 1) Wily Mo Peña, R OBP: 0.309, SLG: 0.498 25 David Weathers, R (9, 1)		1-0 P5		2-0 G6-4-3 1-2	1-1 F7	3-3 K		3-3 K		4	0	0	0	0	1	5																				
Jacob Cruz, L OBP: 0.326, SLG: 0.433 27 Chris Denorfia, R OBP: 0.423, SLG: 0.476 (8, PH) (9, 8)		3-3 K		1-1 F8		1-1 HR		1-2 P5		4	1	1	1	0	1	0																				
Austin Kearns, R OBP: 0.333, SLG: 0.450 (1, 9) (9, 7)			0-1 G4-3 39 G4-3 2B		4-2 1B 1B BB	2-2 HR 2B		1-1 HR		4	4	3	1	1	0	0																				
Ray Olmedo, S OBP: 0.288, SLG: 0.364 12 Edwin Encarnación, R OBP: 0.288, SLG: 0.418 (9, PH)			0-1 G4-3		0-0 6 BB 1B	1-3 K2-3		3-1 HR		4	2	2	1	0	1	2																				
39 Aaron Harang, R OBP: 0.029, SLG: 0.029 Aaron Fultz, L OBP: 0.292, SLG: 0.381 37 Brian Shacketford, L (6, 1) Jason LaRue, R OBP: 0.357, SLG: 0.463 (6, PH) (7, 2)			0-0 G4-3		0-3 K	2-0 HR		0-3 K		1	0	0	1	0	0	0																				
Inning Stats	R: 0 E: 0 K: 1 S: 7	H: 0 LOB: 0 BB: 0 P: 10	R: 0 E: 0 K: 1 S: 6	H: 0 LOB: 0 BB: 0 P: 11	R: 1 E: 0 K: 1 S: 9	H: 2 LOB: 2 BB: 1 P: 15	R: 0 E: 0 K: 0 S: 4	H: 1 LOB: 0 BB: 0 P: 7	R: 4 E: 0 K: 1 S: 21	H: 4 LOB: 1 BB: 2 P: 31	R: 3 E: 0 K: 2 S: 16	H: 3 LOB: 3 BB: 3 P: 37	R: 2 E: 0 K: 2 S: 15	H: 2 LOB: 0 BB: 0 P: 21	R: 0 E: 0 K: 1 S: 9	H: 1 LOB: 2 BB: 1 P: 21	R: 0 E: 0 K: 2 S: 8	H: 0 LOB: 0 BB: 0 P: 12	1B: 5 2B: 4 3B: 0 HR: 4	SF: 0 SAC: 0 DP: 1 HBP: 0	WP: 1 PB: 0 SB: 1 CS: 0	PA: 45	ERA: 0.00 WHIP: 0.000													
PITCHER Vicente Padilla, R ERA: 4.61 Aaron Fultz, L ERA: 2.35 63 Ryan Madson, R ERA: 4.02 Aquilino Lopez, R ERA: 2.16 Rheal Cormier, L ERA: 5.94	(1, 1) (5, 1) (6, 1) (6, 1) (8, 1)	IP 4.2 0.1 0.2 1.1 1.0	WLS 0 0 B 0 W	BF 22 1 6 8 5	H 7 0 3 2 1	R 5 0 3 2 0	ER 5 0 3 2 0	SO 4 0 1 3 1	BB 3 0 1 2 1	IBB 0 0 0 0 0	HBP 0 0 0 0 0	BLK 0 0 0 0 0	WP 0 0 0 1 0	HR 0 0 2 2 0	S 45 2 11 20 9	P 71 3 21 37 21	ERA 9.64 0.00 40.50 13.50 0.00	WHIP 2.143 0.000 6.000 3.000 2.000	PITCHER Billy Wagner, L ERA: 1.5 (9, 1)	IP 1.0	WLS S	BF 3	H 0	R 0	ER 0	SO 2	BB 0	IBB 0	HBP 0	BLK 0	WP 0	HR 0	S 8	P 12	ERA 0.00	WHIP 0.000

Philadelphia Phillies @ Cincinnati Reds
Great American Ball Park, Cincinnati, OH

Fri Sep 23 2005, 7:10 PM EDT
Att: 22,608 - Drizzle - 73 F

livebaseballscorecards.com

AB 38
R 10
H 13
RBI 10
BB 7
SO 11
LOB 16



Batter	1	2	3	4	5	6	7	8	9	AB R H RBI BB SO LOB	TOP														
11 Jimmy Rollins, S (1, 6) OBP: 0.329, SLG: 0.416	3-1 G6-3		0-1 S 1B			1-3 K		3-2 S SF7 2B		4 1 2 0 0 1 0	Philadelphia Phillies @ Cincinnati Reds Great American Ball Park, Cincinnati, OH Sat Sep 24 2005, 7:10 PM EDT Att. 31,632 - Partly Cloudy - 80 F livebaseballscorecards.com														
Jason Michaels, R (1, 8) OBP: 0.400, SLG: 0.418 8 Shane Victorino, S (8, PH) OBP: 0.200, SLG: 0.462	1-2 1B		2-1 SAFE F9			3-1 F9		1-2 SF7 2-H		3 0 1 0 0 0 1 0 0 0 1 0 0 0															
Bobby Abreu, L (1, 9) OBP: 0.412, SLG: 0.485	1-3 K		3-2 G1-3			2-2 1B		3-2 F7		4 0 1 0 0 1 2															
Pat Burrell, R (1, 7) OBP: 0.389, SLG: 0.502 Endy Chavez, L (8, PR) OBP: 0.260, SLG: 0.302	2-2 P5				2-2 F7		0-0 G3	0-1 1B		4 0 1 0 0 0 2 0 0 0 0 0 0 0															
26 Chase Utley, L (1, 4) OBP: 0.360, SLG: 0.512			1-3 K		2-0 P5		1-1 G4-3	1-2 SAFE SAFE SAFE SAFE P3		4 0 0 0 0 1 1															
David Bell, R (1, 5) OBP: 0.304, SLG: 0.364			4-0 G3-1 BB		2-2 G5-3		2-0 F8		0-3 K	3 0 0 0 1 1 0															
6 Ryan Howard, L (1, 3) OBP: 0.356, SLG: 0.562			0-1 G3-1			0-0 F7		2-2 1B 3B		4 1 1 0 0 0 1															
Todd Pratt, R (1, 2) OBP: 0.335, SLG: 0.401 Michael Tucker, L (9, PH) OBP: 0.318, SLG: 0.365			3-2 P3			2-2 G1-3		1-2 G4-3 1B		3 0 1 1 0 0 1 1 0 0 0 0 0 0															
58 Eude Brito, L (1, 1) OBP: 0.143, SLG: 0.143 Tomas Perez, S (5, PH) OBP: 0.289, SLG: 0.277 Aaron Fultz, L (5, 1) OBP: 0.333, SLG: 0.333 Ramon Martinez, R (7, PH) OBP: 0.300, SLG: 0.330 Geoff Geary, R (7, 1) OBP: 0.167, SLG: 0.167 Ugueth Urbina, R (8, 1)			1-2 G4-3			0-2 L8		3-2 F7 3-H		1 0 0 0 0 0 0 1 0 0 0 0 0 0 0 0 0 0 0 0 0 1 0 0 0 0 0 1 0 0 0 0 0 0 0 0 0 0 0 0 0 0															
Inning Stats	R: 0 E: 0 K: 1 S: 11	H: 1 LOB: 1 BB: 0 P: 18	R: 0 E: 0 K: 1 S: 9	H: 0 LOB: 1 BB: 1 P: 17	R: 0 E: 0 K: 0 S: 11	H: 1 LOB: 1 BB: 0 P: 17	R: 0 E: 0 K: 0 S: 7	H: 0 LOB: 0 BB: 0 P: 13	R: 0 E: 0 K: 0 S: 8	H: 0 LOB: 0 BB: 0 P: 10	R: 0 E: 0 K: 1 S: 9	H: 1 LOB: 1 BB: 0 P: 15	R: 1 E: 0 K: 0 S: 13	H: 2 LOB: 1 BB: 0 P: 22	R: 1 E: 0 K: 0 S: 15	H: 2 LOB: 1 BB: 0 P: 23	R: 0 E: 0 K: 1 S: 11	H: 0 LOB: 0 BB: 0 P: 14	1B: 5 2B: 1 3B: 1 HR: 0	SF: 1 SAC: 0 DP: 0 HBP: 0	WP: 0 PA: 35 PB: 0 SB: 2 CS: 0				
PITCHER	IP WLS BF H R ER SO BB IBB HBP BLK WP HR S P ERA WHIP	IP WLS BF H R ER SO BB IBB HBP BLK WP HR S P ERA WHIP	IP WLS BF H R ER SO BB IBB HBP BLK WP HR S P ERA WHIP	IP WLS BF H R ER SO BB IBB HBP BLK WP HR S P ERA WHIP	IP WLS BF H R ER SO BB IBB HBP BLK WP HR S P ERA WHIP	IP WLS BF H R ER SO BB IBB HBP BLK WP HR S P ERA WHIP	IP WLS BF H R ER SO BB IBB HBP BLK WP HR S P ERA WHIP	IP WLS BF H R ER SO BB IBB HBP BLK WP HR S P ERA WHIP	IP WLS BF H R ER SO BB IBB HBP BLK WP HR S P ERA WHIP	IP WLS BF H R ER SO BB IBB HBP BLK WP HR S P ERA WHIP	IP WLS BF H R ER SO BB IBB HBP BLK WP HR S P ERA WHIP	IP WLS BF H R ER SO BB IBB HBP BLK WP HR S P ERA WHIP	IP WLS BF H R ER SO BB IBB HBP BLK WP HR S P ERA WHIP	IP WLS BF H R ER SO BB IBB HBP BLK WP HR S P ERA WHIP	IP WLS BF H R ER SO BB IBB HBP BLK WP HR S P ERA WHIP	IP WLS BF H R ER SO BB IBB HBP BLK WP HR S P ERA WHIP	IP WLS BF H R ER SO BB IBB HBP BLK WP HR S P ERA WHIP	IP WLS BF H R ER SO BB IBB HBP BLK WP HR S P ERA WHIP	IP WLS BF H R ER SO BB IBB HBP BLK WP HR S P ERA WHIP	IP WLS BF H R ER SO BB IBB HBP BLK WP HR S P ERA WHIP	IP WLS BF H R ER SO BB IBB HBP BLK WP HR S P ERA WHIP				
22 Eric Milton, L (1, 1) ERA: 6.62	7.0 W 27 5 1 1 3 1 0 0 0 0 0 0 68 112 1.29 0.857	0.0 W 1 1 1 1 0 0 0 0 0 0 0 0 3 6 ∞ ∞	0.2 H 2 0 0 0 0 0 0 0 0 0 0 7 11 0.00 0.000	0.0 W 1 1 0 0 0 0 0 0 0 0 0 2 2 ∞ ∞	0.1 H 1 0 0 0 0 0 0 0 0 0 0 3 4 0.00 0.000																				
56 Todd Coffey, R (8, 1) ERA: 4.08																									
37 Brian Shackelford, L (8, 1) ERA: 2.2																									
31 Matt Belisle, R (8, 1) ERA: 4.29																									
Kent Mercker, L (8, 1) ERA: 3.71																									



Batter	1	2	3	4	5	6	7	8	9	AB	R	H	RBI	BB	SO	LOB
6 Ryan Freel, R OBP: 0.373, SLG: 0.382 (1, 7)	1-0 P3		2-2 G1-3		2-2 P4		1-1 CI WP BB			3	0	0	0	0	0	0
Felipe Lopez, S OBP: 0.344, SLG: 0.472 (1, 6)	1-1 G5-3		4-0 HR BB		1-2 G5-3		4-1 WP BB			2	1	0	0	2	0	0
Adam Dunn, L OBP: 0.390, SLG: 0.545 (1, 3)	4-2 BLK 1B BB		1-0 1-H HR		1-0 G3		4-1 IBB			2	2	1	2	2	0	0
Rich Aurilia, R OBP: 0.339, SLG: 0.446 (1, 4)	4-2 BLK 1B BB		1-2 G3		1-2 F7		3-2 F8			3	0	0	0	1	0	3
27 Chris Denorfia, R OBP: 0.423, SLG: 0.476 (9, 8)	1-2 1B BB		3-3 K		0-2 G6-3		2-2 F9			0	0	0	0	0	1	0
Austin Kearns, R OBP: 0.333, SLG: 0.447 (1, 9)	3-2 1B HBP		1-2 F7		0-2 1B		2-3 K			4	0	2	1	0	1	0
Jason LaRue, R OBP: 0.358, SLG: 0.464 (1, 2)	1-2 1B		4-2 BB		3-2 P4		1-3 K			3	0	1	0	1	1	1
Wily Mo Peña, R OBP: 0.312, SLG: 0.497 (1, 8)		0-0 22 K2-4-2 1B	3-1 F9		2-3 K		2-1 G1-3			3	0	0	0	0	1	2
25 David Weathers, R (9, 1)			1-3 K2-4-2		1-0 G4-3		3-2 P6			2	0	0	0	0	1	2
12 Edwin Encarnación, R OBP: 0.284, SLG: 0.411 (1, 5)			1-3 K2-4-2							1	0	0	0	0	0	0
22 Eric Milton, L OBP: 0.193, SLG: 0.278 (7, PH)										0	0	0	0	0	0	0
Jacob Cruz, L OBP: 0.324, SLG: 0.430 (8, 1)										0	0	0	0	0	0	0
56 Todd Coffey, R (8, 1)										0	0	0	0	0	0	0
37 Brian Shackelford, L (8, 1)										0	0	0	0	0	0	0
31 Matt Belisle, R OBP: 0.143, SLG: 0.143 (8, 1)										0	0	0	0	0	0	0
Kent Mercker, L (8, 1)										0	0	0	0	0	0	0
Ray Olmedo, S OBP: 0.288, SLG: 0.364 (8, 4)										0	0	0	0	0	0	0

Inning Stats	R: 1	H: 1	E: 0	LOB: 2	K: 0	P: 28	R: 0	H: 1	E: 0	LOB: 1	K: 1	P: 10	R: 2	H: 1	E: 0	LOB: 0	K: 1	P: 21	R: 0	H: 0	E: 0	LOB: 1	K: 1	P: 17	R: 0	H: 0	E: 0	LOB: 0	K: 0	P: 11	R: 0	H: 1	E: 0	LOB: 1	K: 0	P: 16	R: 0	H: 0	E: 1	LOB: 3	K: 0	P: 28	R: 0	H: 0	E: 0	LOB: 0	K: 2	P: 15
	S: 14	BB: 2	S: 6	BB: 0	S: 9	BB: 1	S: 7	BB: 0	S: 12	BB: 0	S: 11	BB: 2	S: 10	BB: 0	S: 10	BB: 15	1B: 3	SF: 0	2B: 1	SAC: 0	3B: 0	DP: 1	HR: 1	HBP: 1	WP: 1	PA: 34																						

PITCHER	IP	WLS	BF	H	R	ER	SO	BB	IBB	HBP	BLK	WP	HR	S	P	ERA	WHIP
58 Eude Brito, L ERA: 3.68 (1, 1)	4.0	L	18	3	3	3	3	4	0	1	1	0	1	39	76	6.75	1.750
Aaron Fultz, L ERA: 2.28 (5, 1)	2.0		7	1	0	0	0	0	0	0	0	0	0	19	27	0.00	0.500
Geoff Geary, R ERA: 3.79 (7, 1)	1.0		6	0	0	0	0	1	1	0	0	1	0	11	28	0.00	1.000
Ugueth Urbina, R ERA: 3.5 (8, 1)	1.0		3	0	0	0	2	0	0	0	0	0	0	10	15	0.00	0.000

BOTTOM

Philadelphia Phillies @ Cincinnati Reds
Great American Ball Park, Cincinnati, OH

Sat Sep 24 2005, 7:10 PM EDT
Att. 31,632 - Partly Cloudy - 80 F

livebaseballscores.com

AB	26
R	3
H	4
RBI	3
BB	6
SO	5
LOB	8



Batter	1	2	3	4	5	6	7	8	9	AB R H RBI BB SO LOB	TOP		
11 Jimmy Rollins, S OBP: 0.331, SLG: 0.425 (1, 6)	2-2 HR	1-2 F9		0-0 3B		2-0 G4-3 2B 1B		1-0 F9		5 2 3 1 0 0 0			
Jason Michaels, R OBP: 0.400, SLG: 0.415 (1, 8) (9, 7)	4-1 1B G3 1B BB	0-0 1B		1-1 G1-3		2-2 G4-3 1-2		3-2 P3		4 1 1 0 1 0 2			
Bobby Abreu, L OBP: 0.411, SLG: 0.484 (1, 9)	3-2 G3 1-2	1-1 G3		0-2 G4-3		0-1 2B 2B		2-2 G4-3		5 1 1 1 0 0 3			
Pat Burrell, R OBP: 0.389, SLG: 0.503 Endy Chavez, L OBP: 0.260, SLG: 0.302 (1, 7) (9, 8)	2-1 1B 2-3 1B		0-3 K	3-2 K		2-0 2B		2-1 P4		5 0 2 1 0 2 1 0 0 0 0 0 0 0			
26 Chase Utley, L OBP: 0.362, SLG: 0.517 (1, 4)	0-0 P3		3-3 K		0-1 IHR	4-0 IBB		1-1 BB 1B		4 1 2 1 1 1 2			
David Bell, R OBP: 0.308, SLG: 0.366 (1, 5)	1-2 6E 1-2 1B 3-H		4-1 6 2B BB		1-0 6 G6-4-3 1B	3-2 P6		4-2 BB BB		3 1 2 1 2 0 2			
6 Ryan Howard, L OBP: 0.353, SLG: 0.559 (1, 3)	3-1 E4 1-2 2-3		2-1 1-H 2B		0-0 G6-4-3 1-2f		2-3 K		2-3 K	5 0 1 1 0 2 4			
Mike Lieberthal, R OBP: 0.328, SLG: 0.415 (1, 2)	1-1 F9		4-0 IBB		0-1 G1-3		1-0 G6-3			3 0 0 0 1 0 3			
Cory Lidle, R OBP: 0.161, SLG: 0.145 Ugueth Urbina, R OBP: 0.500, SLG: 0.500 (1, 1) (8, 1) (9, 1)		1-2 K	2-3 K			3-2 G5-3		3-3 K		4 0 0 0 0 3 2 0 0 0 0 0 0 0 0 0 0 0 0 0 0			
Inning Stats	R: 2 H: 3 E: 1 LOB: 3 K: 0 BB: 1 S: 18 P: 34	R: 0 H: 1 E: 0 LOB: 1 K: 1 BB: 0 S: 9 P: 12	R: 1 H: 1 E: 0 LOB: 2 K: 3 BB: 2 S: 12 P: 27	R: 0 H: 1 E: 0 LOB: 1 K: 1 BB: 0 S: 9 P: 13	R: 1 H: 2 E: 0 LOB: 0 K: 0 BB: 0 S: 6 P: 7	R: 2 H: 3 E: 0 LOB: 2 K: 0 BB: 1 S: 15 P: 31	R: 0 H: 0 E: 0 LOB: 0 K: 2 BB: 0 S: 7 P: 13	R: 0 H: 0 E: 0 LOB: 0 K: 0 BB: 0 S: 11 P: 17	R: 0 H: 1 E: 0 LOB: 1 K: 1 BB: 1 S: 10 P: 18	1B: 6 SF: 0 2B: 3 SAC: 0 3B: 1 DP: 1 HR: 2 HBP: 0	WP: 0 PA: 43 PB: 0 SB: 0 CS: 0		
PITCHER	IP WLS BF H R ER SO BB IBB HBP BLK WP HR S P ERA WHIP											PITCHER	IP WLS BF H R ER SO BB IBB HBP BLK WP HR S P ERA WHIP
Randy Keisler, L ERA: 5.98 (1, 1)	5.0 L 26 8 4 4 5 2 1 0 0 0 0 1 54 93 7.20 2.000												
Jason Standridge, R ERA: 4.83 (6, 1)	1.0 7 3 2 2 0 0 0 1 0 0 0 0 0 15 31 18.00 3.000												
Allan Simpson, R ERA: 10.13 (7, 1)	1.0 3 0 0 0 2 0 0 0 0 0 0 0 0 7 13 0.00 0.000												
Josh Hancock, R ERA: 1.54 (8, 1)	2.0 7 1 0 0 1 1 0 0 0 0 0 0 0 21 35 0.00 1.000												

Philadelphia Phillies @ Cincinnati Reds
Great American Ball Park, Cincinnati, OH

AB 38
R 6
H 12
RBI 6
BB 5
SO 8
LOB 19



Sun Sep 25 2005, 1:15 PM EDT
Att. 23,072 - Overcast - 78 F

livebaseballscorecards.com

Batter	1	2	3	4	5	6	7	8	9	AB	R	H	RBI	BB	SO	LOB
6 Ryan Freel, R OBP: 0.372, SLG: 0.379 (1, 8)	2-3 K		4-2 BB		3-2 L8			2-2 G6-3		3	0	0	0	1	1	0
Felipe Lopez, S OBP: 0.343, SLG: 0.470 (1, 6)	0-0 L5-3 1B		2-3 K			2-2 E4 1B WP G6-3		2-3 K		4	1	1	0	0	2	2
Adam Dunn, L OBP: 0.390, SLG: 0.545 (1, 7)	3-1 L5-3			0-3 K		3-2 1B		1-1 1B		4	0	2	0	0	1	1
Rich Aurilia, R OBP: 0.339, SLG: 0.444 (1, 4)		1-0 G5-3		2-2 1B		1-1 G6-3		2-3 K		4	0	1	1	0	1	1
Javier Valentin, S OBP: 0.362, SLG: 0.519 (1, 3)		1-2 F8		3-1 G1-4-3 1B		3-H 2-0 G3			0-1 F9	4	0	1	0	0	0	0
Austin Kearns, R OBP: 0.332, SLG: 0.447 (1, 9)		2-0 F7		0-1 G1-4-3			3-2 1B 12 G4-6-3 2B		2-2 G5-3	4	1	1	0	0	0	2
Jason LaRue, R OBP: 0.357, SLG: 0.461 (1, 2)			0-1 F9		0-0 P2		0-0 12 G4-6-3 1B		3-2 K	4	0	1	0	0	1	0
12 Edwin Encarnación, R OBP: 0.284, SLG: 0.426 (1, 5)			1-1 G5-3		1-0 HR		1-0 G4-6-3			3	1	1	1	0	0	1
Randy Keisler, L OBP: 0.316, SLG: 0.692 (5, PH) Aaron Holbert, R OBP: 0.280, SLG: 0.394 (6, 1) Jason Standridge, R OBP: 0.321, SLG: 0.426 (7, PH) Jacob Cruz, L OBP: 0.321, SLG: 0.426 (8, 1) Josh Hancock, R			3-2 2B		0-1 P4		0-1 K			1	0	1	0	0	0	0

Inning Stats	R: 0	H: 1	E: 0	K: 1	S: 6	LOB: 0	BB: 0	P: 11	R: 0	H: 0	E: 0	K: 0	S: 5	LOB: 0	BB: 0	P: 9	R: 0	H: 1	E: 0	K: 1	S: 13	LOB: 2	BB: 1	P: 23	R: 0	H: 2	E: 0	K: 1	S: 10	LOB: 1	BB: 0	P: 15	R: 1	H: 1	E: 0	K: 0	S: 8	LOB: 0	BB: 0	P: 12	R: 1	H: 1	E: 1	K: 0	S: 11	LOB: 0	BB: 0	P: 19	R: 1	H: 2	E: 0	K: 1	S: 10	LOB: 0	BB: 0	P: 16	R: 0	H: 1	E: 0	K: 2	S: 16	LOB: 1	BB: 0	P: 23	R: 0	H: 0	E: 0	K: 1	S: 9	LOB: 0	BB: 0	P: 14	1B: 6	SF: 0	2B: 3	SAC: 0	3B: 0	DP: 3	HR: 1	HBP: 0	WP: 1	PA: 34
--------------	------	------	------	------	------	--------	-------	-------	------	------	------	------	------	--------	-------	------	------	------	------	------	-------	--------	-------	-------	------	------	------	------	-------	--------	-------	-------	------	------	------	------	------	--------	-------	-------	------	------	------	------	-------	--------	-------	-------	------	------	------	------	-------	--------	-------	-------	------	------	------	------	-------	--------	-------	-------	------	------	------	------	------	--------	-------	-------	-------	-------	-------	--------	-------	-------	-------	--------	-------	--------

PITCHER	IP	WLS	BF	H	R	ER	SO	BB	IBB	HBP	BLK	WP	HR	S	P	ERA	WHIP
Cory Lidle, R ERA: 4.65 (1, 1)	7.0	W	27	8	3	2	4	1	0	0	0	1	1	63	105	2.57	1.286
Ugueth Urbina, R ERA: 3.45 (8, 1)	1.0	H	4	1	0	0	2	0	0	0	0	0	0	16	23	0.00	1.000
Billy Wagner, L ERA: 1.48 (9, 1)	1.0	S	3	0	0	0	1	0	0	0	0	0	0	9	14	0.00	0.000


BOTTOM

Philadelphia Phillies @ Cincinnati Reds
Great American Ball Park, Cincinnati, OH

Sun Sep 25 2005, 1:15 PM EDT
Att. 23,072 - Overcast - 78 F

livebaseballscores.com

AB	33
R	3
H	9
RBI	2
BB	1
SO	7
LOB	7



Batter	1	2	3	4	5	6	7	8	9	AB	R	H	RBI	BB	SO	LOB
Brady Clark, R OBP: 0.368, SLG: 0.423 (1, 8)	F9		F9	G5-3			G4-3	SF9 23 2B		5	1	1	1	0	0	1
23 Rickie Weeks Jr., R OBP: 0.336, SLG: 0.402 (1, 4)	K		G5-3		F8		BB 1B BB	SF9 1B		4	2	1	0	1	1	0
Lyle Overbay, L OBP: 0.372, SLG: 0.455 (1, 3)	G3-1		FC5-4 BB		F7		1B BB	2 BB 1B IBB		2	0	0	0	3	0	0
Carlos Lee, R OBP: 0.325, SLG: 0.495 (1, 7)		G6-3	FC5-4		P4		1B	SF9		4	0	1	2	0	0	1
Geoff Jenkins, L OBP: 0.371, SLG: 0.512 (1, 9)		2 3B 1B		2 1B BB		HR	G3	2 BB 1B		4	3	3	2	1	0	2
2 Bill Hall, R OBP: 0.338, SLG: 0.493 (1, 6)	HR		SH2-4 1B		CS 1B		HR			4	3	4	2	1	0	0
Russell Branyan, L Wes Helms, R Dana Eveland, L Matt Wise, R Justin Lirio, R 32 Jose Capellan, R 28 Prince Fielder, L Trent Durrington, R Derrick Turnbow, R		HR	K		G6-4-3 1B			3B 1B K		2	1	1	2	0	1	2
Damian Miller, R OBP: 0.338, SLG: 0.399 (1, 2)		G6-3	SH2-4 1B		G6-4-3			1B 3B		4	1	2	2	0	0	1
Tomo Ohka, S OBP: 0.132, SLG: 0.115 (1, 1)		G1-3	SH2-4				F9	G6-3		1	0	0	1	0	0	0
Jeff Cirillo, R OBP: 0.374, SLG: 0.433 (7, 5)										2	0	0	0	0	0	2

Inning Stats	R: 0	H: 0	E: 0	K: 1	S: 9	LOB: 0	BB: 0	P: 15	R: 3	H: 3	E: 0	K: 0	S: 9	LOB: 0	BB: 0	P: 15	R: 0	H: 0	E: 0	K: 0	S: 6	LOB: 1	BB: 1	P: 14	R: 2	H: 2	E: 0	K: 1	S: 13	LOB: 1	BB: 1	P: 23	R: 0	H: 0	E: 0	K: 0	S: 7	LOB: 0	BB: 0	P: 9	R: 1	H: 3	E: 0	K: 0	S: 11	LOB: 0	BB: 0	P: 13	R: 1	H: 1	E: 0	K: 0	S: 11	LOB: 2	BB: 2	P: 22	R: 5	H: 6	E: 0	K: 1	S: 24	LOB: 3	BB: 2	P: 42
1B: 9	SF: 1	WP: 0	PA: 43																																																													
2B: 1	SAC: 1	PB: 0																																																														
3B: 2	DP: 1	SB: 0																																																														
HR: 3	HBP: 0	CS: 1																																																														

PITCHER	IP	WLS	BF	H	R	ER	SO	BB	IBB	HBP	BLK	WP	HR	S	P	ERA	WHIP
Ramon Ortiz, R ERA: 5.23 (1, 1)	5.0		22	5	5	5	2	2	0	0	0	0	1	44	76	9.00	1.400
37 Brian Shackelford, L ERA: 2.48 (6, 1)	0.1		3	3	1	1	0	0	0	0	0	0	1	10	11	27.00	9.000
Allan Simpson, R ERA: 9.45 (6, 1)	1.1	B	4	0	1	1	0	1	0	0	0	0	0	7	14	6.75	0.750
Kent Mercker, L ERA: 3.69 (7, 1)	0.1		3	1	0	0	0	1	0	0	0	0	0	5	10	0.00	6.000
56 Todd Coffey, R ERA: 4.55 (8, 1)	0.0	L	3	3	4	4	0	0	0	0	0	0	1	7	9	∞	∞

BOTTOM

Cincinnati Reds @ Milwaukee Brewers
Miller Park, Milwaukee, WI

Mon Sep 26 2005, 6:35 PM CDT
Att. 14,412 - Clear - 61 F

AB	35
R	12
H	15
RBI	12
BB	6
SO	3
LOB	12

livebaseballscores.com



Batter	1	2	3	4	5	6	7	8	9	AB R H RBI BB SO LOB	TOP	
6 Ryan Freel, R OBP: 0.369, SLG: 0.375 (1, 7)	3-1 P2		2-1 F7			2-2 G6-3		2-2 1B	3-2 L8	5 0 1 0 0 0 3		
Felipe Lopez, S OBP: 0.348, SLG: 0.476 (1, 6)	1-0 F8		2-3 K			0-0 HR		0-2 1B		4 1 2 2 0 1 0		
Adam Dunn, L OBP: 0.391, SLG: 0.541 (1, 3)	3-2 1B			2-2 P5		1-3 K		2-3 K		4 0 1 0 0 2 2		
Rich Aurilia, R OBP: 0.338, SLG: 0.442 (1, 4)	2-2 1B			1-3 K			3-2 E3	1-2 G6-4-3		4 0 1 0 0 1 2		
Austin Kearns, R OBP: 0.332, SLG: 0.440 (1, 9)	3-3 K			3-2 F8			2-2 P3		0-3 K	4 0 0 0 0 2 3		
Jason LaRue, R OBP: 0.359, SLG: 0.460 (1, 2)			2-3 K			1-2 P3		4-0 BB	2-2 BB	3 0 1 0 0 1 1 0		
Wily Mo Peña, R OBP: 0.306, SLG: 0.495 (1, 8)			0-3 K			2-2 G6-3		2-3 K	0-3 K	4 0 0 0 0 3 3		
12 Edwin Encarnación, R OBP: 0.288, SLG: 0.431 (1, 5)			3-3 K			2-3 K		2-1 L7	4-2 BB	3 0 0 0 0 2 2		
Luke Hudson, R OBP: 0.346, SLG: 0.333 (7, 1)									1-2 BB	0 0 0 0 0 0 0		
Jacob Cruz, L OBP: 0.331, SLG: 0.426 (9, PH)									4-1 BB	0 0 0 0 1 0 0		
Brandon Claussen, R OBP: 0.125, SLG: 0.075 (1, 1)			2-2 G6-3			1-2 G6-3		1-3 K	4-1 BB	2 0 0 0 0 0 0		
Josh Hancock, R (6, 1)										0 0 0 0 0 0 0		
37 Brian Shackelford, L (6, 1)										0 0 0 0 0 0 0		
Ray Olmedo, S OBP: 0.278, SLG: 0.338 (7, 4)										1 1 0 0 0 1 0		
Javier Valentin, S OBP: 0.369, SLG: 0.536 (9, PH)										0 0 0 0 1 0 0		
Inning Stats	R: 0 H: 2 E: 0 LOB: 2 K: 1 BB: 0 S: 14 P: 26	R: 0 H: 0 E: 0 LOB: 0 K: 3 BB: 0 S: 10 P: 15	R: 0 H: 0 E: 0 LOB: 0 K: 1 BB: 0 S: 9 P: 15	R: 0 H: 0 E: 0 LOB: 0 K: 1 BB: 0 S: 12 P: 18	R: 0 H: 0 E: 0 LOB: 0 K: 1 BB: 0 S: 11 P: 16	R: 1 H: 1 E: 0 LOB: 0 K: 1 BB: 0 S: 14 P: 18	R: 0 H: 0 E: 1 LOB: 2 K: 1 BB: 1 S: 13 P: 26	R: 1 H: 2 E: 0 LOB: 1 K: 2 BB: 0 S: 17 P: 23	R: 0 H: 1 E: 0 LOB: 3 K: 2 BB: 2 S: 16 P: 29	1B: 5 SF: 0 2B: 0 SAC: 0 3B: 0 DP: 1 HR: 1 HBP: 0	WP: 1 PA: 37 PB: 0 SB: 0 CS: 0	
PITCHER	IP WLS BF H R ER SO BB IBB HBP BLK WP HR S P ERA WHIP											
Rick Helling, R (1, 1)	6.0 W 21 3 1 1 8 0 0 0 0 0 0 1 70 108 1.50 0.500											
Kane Davis, R (7, 1)	1.0 5 0 0 0 1 1 0 0 0 0 0 0 13 26 0.00 1.000											
Julio Santana, R (8, 1)	1.0 5 2 1 1 2 0 0 0 0 1 0 0 17 23 9.00 2.000											
52 Jose Capellan, R (9, 1)	0.2 4 1 0 0 2 1 0 0 0 0 0 0 12 18 0.00 3.000											
Derrick Turnbow, R (9, 1)	0.1 S 2 0 0 0 0 1 0 0 0 0 0 0 4 11 0.00 3.000											

Cincinnati Reds @ Milwaukee Brewers
 Miller Park, Milwaukee, WI
 Tue Sep 27 2005, 6:35 PM CDT
 Att. 28,031 - Clear - 68 F

livebaseballscorecards.com

AB	34
R	2
H	6
RBI	2
BB	3
SO	13
LOB	15



BOTTOM

Cincinnati Reds @ Milwaukee Brewers
Miller Park, Milwaukee, WI
Tue Sep 27 2005, 6:35 PM CDT
Att. 28,031 - Clear - 68 F

livebaseballscorecards.com

AB	32
R	6
H	8
RBI	5
BB	6
SO	6
LOB	15

WP	1	PA	38
PB	0		
SB	1		
CS	0		



AB R H RBI BB SO LOB

3 2 2 2 2 0 0

5 1 1 2 0 1 4

4 0 1 0 0 1 0

3 1 1 0 1 0 1

3 0 1 0 1 1 2

3 0 0 0 1 0 3

4 1 1 1 0 0 1

4 0 1 0 0 1 3

1B	4	SF	0
2B	3	SAC	0
3B	0	DP	1
HR	1	HBP	0

WP: 1 PA: 38

PB: 0

SB: 1

CS: 0

ERA WHIP

Batter	1	2	3	4	5	6	7	8	9
Brady Clark, R OBP: 0.372, SLG: 0.426 (1, 8)	2-2 7 HR 1B	4-0 BB		2-1 F9		2-2 1-H 2-H WP 2B		4-1 BB	
7 J.J. Hardy, R OBP: 0.323, SLG: 0.375 (1, 6)	1 SAFE 0-1 1-H HR	1-2 G4-3		0-3 K		2-0 P6		0-0 1 SAFE G4-3	
Lyle Overbay, L OBP: 0.371, SLG: 0.454 (1, 3)	2-2 G6-4-3 1B		0-0 F8		3-2 P5	3-3 K			
Carlos Lee, R OBP: 0.326, SLG: 0.496 (1, 7)	0-1 G6-4-3 1-2f		4-2 2 BB 23 1B BB		2-2 S 2B		2-1 F7		
Geoff Jenkins, L OBP: 0.372, SLG: 0.511 (1, 9)	4-2 2 E BB		0-0 F7		1-3 K		1-2 1B		
2 Bill Hall, R OBP: 0.338, SLG: 0.490 (1, 5)	2-2 1-2 F9		4-1 23 1B BB		2-2 F8		0-0 F8		
23 Rickie Weeks Jr., R OBP: 0.335, SLG: 0.401 (1, 4)		1-1 F8	0-1 1-2 2-H 1B		3-1 E3 2B BB		2-2 F7		
Damian Miller, R OBP: 0.337, SLG: 0.401 (1, 2)		0-1 2B	0-1 L9		2-3 K		1-2 F8		
Rick Helling, R Wes Helms, R Kane Davis, R Julio Santana, R 28 Prince Fielder, L 52 Jose Capellan, R Derrick Tumbow, R (1, 1) (6, PH) (7, 1) (8, 1) (8, PH) (9, 1) (9, 1)		1-3 K		0-3 K		4-2 2B BB		0-2 L8	

Inning Stats	R: 2	H: 3	E: 1	K: 0	S: 16	LOB: 1	BB: 1	P: 26
	R: 0	H: 1	E: 0	K: 1	S: 10	LOB: 2	BB: 1	P: 17
	R: 1	H: 1	E: 0	K: 0	S: 10	LOB: 2	BB: 2	P: 18
	R: 0	H: 0	E: 0	K: 2	S: 8	LOB: 0	BB: 0	P: 10
	R: 0	H: 1	E: 0	K: 1	S: 13	LOB: 1	BB: 0	P: 21
	R: 3	H: 1	E: 1	K: 2	S: 18	LOB: 0	BB: 1	P: 34
	R: 0	H: 1	E: 0	K: 0	S: 9	LOB: 1	BB: 0	P: 14
	R: 0	H: 0	E: 0	K: 0	S: 8	LOB: 1	BB: 1	P: 13

PITCHER	IP	WLS	BF	H	R	ER	SO	BB	IBB	HBP	BLK	WP	HR	S	P	ERA	WHIP
Brandon Claussen, L ERA: 4.01 (1, 1)	5.1	L	27	6	5	5	5	5	0	0	0	0	1	66	110	8.44	2.062
Josh Hancock, R ERA: 2.25 (6, 1)	0.1		2	1	0	0	0	0	0	0	0	0	0	4	8	0.00	3.000
37 Brian Shackelford, L ERA: 2.45 (6, 1)	0.1		1	0	1	0	1	0	0	0	0	1	0	5	8	0.00	0.000
Luke Hudson, R ERA: 6.56 (7, 1)	2.0		8	1	0	0	0	1	0	0	0	0	0	17	27	0.00	1.000

Batter	1	2	3	4	5	6	7	8	9	AB R H RBI BB SO LOB	TOP		
6 Ryan Freel, R OBP: 0.374, SLG: 0.380 (1, 7)	0-0 BB 1B 2B 1B	2-2 P5								4 3 3 2 1 0 0			
Felipe Lopez, S OBP: 0.350, SLG: 0.479 (1, 6)	3-1 BB 2B 1B		2-3 K							5 3 3 3 0 1 1			
Adam Dunn, L OBP: 0.394, SLG: 0.549 (1, 3)	4-0 2B BB		1-0 HR							3 2 2 2 2 1 0			
Aaron Holbert, R OBP: 0.269, SLG: 0.348 (8, 3)	1-2 2B BB									0 0 0 0 0 0 0			
Rich Aurilia, R OBP: 0.339, SLG: 0.447 (1, 4)	1-0 2B		0-1 P3							4 0 2 3 0 0 1			
Ray Olmedo, S OBP: 0.288, SLG: 0.347 (8, PH)	1-3 2-H 3-H 2B									1 0 1 0 0 0 0			
Austin Kearns, R OBP: 0.330, SLG: 0.437 (1, 9)	0-3 K		2-3 K							5 0 1 1 0 4 5			
Jason LaRue, R OBP: 0.357, SLG: 0.457 (1, 2)	2-2 G3									5 1 1 0 0 0 4			
Wily Mo Peña, R OBP: 0.304, SLG: 0.492 (1, 8)	1-3 K									2 0 0 0 0 2 2			
27 Chris Denorfia, R OBP: 0.400, SLG: 0.440 (5, 8)										3 1 1 0 0 0 0			
12 Edwin Encarnación, R OBP: 0.286, SLG: 0.422 (1, 5)										4 1 0 0 0 2 2			
39 Aaron Harang, R OBP: 0.027, SLG: 0.027 (1, 1)										4 0 0 0 0 2 3			
Jason Standridge, R (8, 1)										0 0 0 0 0 0 0			
29 Miguel Perez, R (9, PH)										1 0 0 0 0 1 0			
Chris Booker, R (9, 1)										0 0 0 0 0 0 0			
Inning Stats	R: 2 H: 3 E: 0 LOB: 2 K: 2 BB: 1 S: 13 P: 24	R: 0 H: 0 E: 0 LOB: 0 K: 1 BB: 0 P: 12	R: 1 H: 1 E: 0 LOB: 0 K: 1 BB: 0 P: 15	R: 0 H: 0 E: 0 LOB: 0 K: 1 BB: 0 P: 10	R: 3 H: 4 E: 0 LOB: 1 K: 0 BB: 0 P: 28	R: 3 H: 2 E: 0 LOB: 2 K: 2 BB: 2 P: 33	R: 2 H: 3 E: 0 LOB: 1 K: 1 BB: 0 P: 24	R: 0 H: 1 E: 0 LOB: 1 K: 2 BB: 0 P: 17	R: 0 H: 0 E: 0 LOB: 0 K: 2 BB: 0 P: 17	1B: 9 SF: 0 2B: 4 SAC: 0 3B: 0 DP: 0 HR: 1 HBP: 1	WP: 2 PA: 45 PB: 0 SB: 2 CS: 0		
PITCHER	IP WLS BF H R ER SO BB IBB HBP BLK WP HR S P ERA WHIP											PITCHER	IP WLS BF H R ER SO BB IBB HBP BLK WP HR S P ERA WHIP
39 Chris Capuano, L (1, 1) ERA: 3.96	5.0 L 24 8 6 6 6 1 0 0 0 0 0 1 55 89 10.80 1.800												
Wes Obermueller, R (6, 1) ERA: 5.26	1.0 8 2 3 3 2 2 0 1 0 1 0 17 33 27.00 4.000												
Dana Eveland, L (7, 1) ERA: 6.03	1.0 6 3 2 2 1 0 0 0 0 1 0 16 24 18.00 3.000												
Victor Santos, R (8, 1) ERA: 4.57	2.0 7 1 0 0 4 0 0 0 0 0 0 20 34 0.00 0.500												

Cincinnati Reds @ Milwaukee Brewers
 Miller Park, Milwaukee, WI
 Wed Sep 28 2005, 6:35 PM CDT
 Att. 21,181 - Roof Closed - 69 F

livebaseballscorecards.com

AB	41
R	11
H	14
RBI	11
BB	3
SO	13
LOB	18



Batter	1	2	3	4	5	6	7	8	9	AB R H RBI BB SO LOB
Brady Clark, R (1, 8) OBP: 0.373, SLG: 0.427 Chris Magruder, S (7, PH) OBP: 0.265, SLG: 0.312 (8, 8)	0-1 G1-6-3 1B		1-1 F8		1-0 G6-4-3 1B		1-1 F8		2-2 P4	3 0 2 1 0 0 0 2 0 0 0 0 0 2
7 J.J. Hardy, R (1, 6) OBP: 0.322, SLG: 0.382 Victor Santos, R (8, 1) OBP: 0.075, SLG: 0.075 Trent Durrington, R (9, PH) OBP: 0.267, SLG: 0.286	2-2 G1-6-3 1-2f		0-0 HR		2-2 G6-4-3 1-2f		0-1 F7		0-3 K	4 1 1 1 0 0 5 0 0 0 0 0 0 0 1 0 0 0 0 0 1 0
Lyle Overbay, L (1, 3) OBP: 0.373, SLG: 0.459 Nelson Cruz, R (7, 9) OBP: 0.429, SLG: 0.400	0-2 2B		0-2 G5-3			0-0 2B		2-0 2B	3-1 F7	3 0 2 0 0 0 0 2 1 1 0 0 0 0
Carlos Lee, R (1, 7) OBP: 0.325, SLG: 0.493 1 Corey Hart, R (7, 7) OBP: 0.270, SLG: 0.368	1-1 G1-3			0-1 P3		3-2 P6		0-0 G1-3		3 0 0 0 0 0 2 1 0 0 0 0 0 1
Geoff Jenkins, L (1, 9) OBP: 0.372, SLG: 0.510 Dana Eveland, L (7, 1) Wes Helms, R (8, 5) OBP: 0.357, SLG: 0.464		1-2 G6-4-3 1B		2-3 K		0-3 K		1-1 2B		3 0 1 0 0 0 2 1 0 0 0 0 0 0 0 1 1 1 1 0 0 0
2 Bill Hall, R (1, 5) OBP: 0.339, SLG: 0.494 (8, 6)		1-2 G6-4-3 1-2f		0-1 3B		1-2 G6-3		1-0 23 FC6-4 1B		4 0 2 1 0 0 2
23 Rickie Weeks Jr., R (1, 4) OBP: 0.337, SLG: 0.400		0-0 WP 1B		4-0 1B 1B BB			1-1 F8	3-2 FC6-4 1B		3 1 1 0 1 0 1
Damian Miller, R (1, 2) OBP: 0.341, SLG: 0.404		1-1 L9		2-1 1B 1B		1-2 28 1B 1B	1-2 1B	1-2 1B		4 0 3 0 0 0 1
39 Chris Capuano, L (1, 1) OBP: 0.194, SLG: 0.217 Russell Branyan, L (5, PH) OBP: 0.371, SLG: 0.490 Wes Obermueller, R (6, 1) OBP: 0.200, SLG: 0.400 28 Prince Fielder, L (7, 3) OBP: 0.317, SLG: 0.474			3-3 K		1-3 K		2-2 1B	3-2 F7		1 0 0 0 0 0 1 0 1 0 0 0 0 0 1 2 0 0 0 0 0 0 0 0 2 0 1 0 0 0 2

Inning Stats	R: 0	H: 2	E: 0	LOB: 1	K: 0	BB: 0	S: 11	R: 0	H: 2	E: 0	LOB: 1	K: 0	BB: 0	S: 10	R: 1	H: 1	E: 0	LOB: 0	K: 1	BB: 0	S: 9	R: 0	H: 1	E: 0	LOB: 1	K: 1	BB: 0	S: 7	R: 1	H: 2	E: 0	LOB: 1	K: 1	BB: 1	S: 9	R: 0	H: 1	E: 0	LOB: 1	K: 1	BB: 0	S: 10	R: 0	H: 1	E: 0	LOB: 1	K: 0	BB: 0	S: 15	R: 2	H: 4	E: 0	LOB: 2	K: 0	BB: 0	S: 17	R: 0	H: 0	E: 0	LOB: 0	K: 1	BB: 0	S: 9	H: 0	LOB: 0	K: 1	BB: 0	S: 14	1B: 9	SF: 0	2B: 4	SAC: 0	3B: 1	DP: 3	HR: 1	HBP: 0
--------------	------	------	------	--------	------	-------	-------	------	------	------	--------	------	-------	-------	------	------	------	--------	------	-------	------	------	------	------	--------	------	-------	------	------	------	------	--------	------	-------	------	------	------	------	--------	------	-------	-------	------	------	------	--------	------	-------	-------	------	------	------	--------	------	-------	-------	------	------	------	--------	------	-------	------	------	--------	------	-------	-------	-------	-------	-------	--------	-------	-------	-------	--------

PITCHER	IP	WLS	BF	H	R	ER	SO	BB	IBB	HBP	BLK	WP	HR	S	P	ERA	WHIP
39 Aaron Harang, R (1, 1) ERA: 3.83	7.1	W	33	14	4	4	4	1	0	0	0	1	1	76	111	4.91	2.045
Jason Standridge, R (8, 1) ERA: 4.73	0.2		3	1	0	0	0	0	0	0	0	0	0	12	19	0.00	1.500
Chris Booker, R (9, 1) ERA: 31.5	1.0		3	0	0	0	1	0	0	0	0	0	0	9	14	0.00	0.000

BOTTOM

Cincinnati Reds @ Milwaukee Brewers
Miller Park, Milwaukee, WI

Wed Sep 28 2005, 6:35 PM CDT
Att: 21,181 - Roof Closed - 69 F

AB	38
R	4
H	15
RBI	4
BB	1
SO	5
LOB	19

WP: 1 PA: 39
PB: 0
SB: 0
CS: 0



PITCHER	IP	WLS	BF	H	R	ER	SO	BB	IBB	HBP	BLK	WP	HR	S	P	ERA	WHIP
---------	----	-----	----	---	---	----	----	----	-----	-----	-----	----	----	---	---	-----	------

Batter	1	2	3	4	5	6	7	8	9	AB R H RBI BB SO LOB	TOP											
6 Ryan Freel, R (1, 8) OBP: 0.375, SLG: 0.381	0-2 L6		2-1 L1			1-0 1B		0-0 1B		4 0 2 0 0 0 1												
Felipe Lopez, S (1, 6) OBP: 0.348, SLG: 0.475	2-2 F8			2-3 K		2-2 G4-3		3-3 K		4 0 0 0 0 2 3												
Adam Dunn, L (1, 7) OBP: 0.392, SLG: 0.545	2-3 K			1-3 K			3-3 K		3-3 K	4 0 0 0 0 4 0												
Javier Valentin, S (1, 2) OBP: 0.367, SLG: 0.528		2-1 G3		2-2 L5			4-2 BB		3-2 F9	3 0 0 0 1 0 0												
Austin Kearns, R (1, 9) OBP: 0.327, SLG: 0.432		0-0 P4			0-3 K		2-3 K		2-2 G5-3	4 0 0 0 0 2 1												
Jacob Cruz, L (1, 3) OBP: 0.324, SLG: 0.416		1-1 P6			0-0 F7		3-1 G3			3 0 0 0 0 0 1												
12 Edwin Encarnación, R (1, 5) OBP: 0.291, SLG: 0.423						3-3 K		4-2 6 1B BB		2 0 1 0 1 1 0												
Ray Olmedo, S (1, 4) OBP: 0.277, SLG: 0.333						1-3 K		0-2 F9		3 0 0 0 0 1 2												
22 Eric Milton, L (1, 1) OBP: 0.186, SLG: 0.268						1-3 K		2-0 F9		2 0 0 0 0 2 1												
Rich Aurilia, R (8, PH) OBP: 0.338, SLG: 0.446										1 0 0 0 0 0 1												
Allan Simpson, R (8, 1)										0 0 0 0 0 0 0												
Kent Mercker, L (8, 1)										0 0 0 0 0 0 0												
Inning Stats	R: 0 E: 0 K: 1 S: 9	H: 0 LOB: 0 BB: 0 P: 13	R: 0 E: 0 K: 0 S: 5	H: 0 LOB: 0 BB: 0 P: 8	R: 0 E: 0 K: 2 S: 10	H: 1 LOB: 1 BB: 0 P: 13	R: 0 E: 0 K: 2 S: 9	H: 0 LOB: 0 BB: 0 P: 14	R: 0 E: 0 K: 2 S: 7	H: 0 LOB: 0 BB: 0 P: 10	R: 0 E: 0 K: 1 S: 12	H: 1 LOB: 1 BB: 0 P: 16	R: 0 E: 0 K: 2 S: 16	H: 0 LOB: 1 BB: 1 P: 28	R: 0 E: 0 K: 1 S: 13	H: 1 LOB: 2 BB: 1 P: 22	R: 0 E: 0 K: 1 S: 11	H: 0 LOB: 0 BB: 0 P: 19	1B: 3 2B: 0 3B: 0 HR: 0	SF: 0 SAC: 0 DP: 0 HBP: 0	WP: 0 PB: 0 SB: 0 CS: 0	PA: 32
PITCHER	IP WLS BF H R ER SO BB IBB HBP BLK WP HR S P ERA WHIP																					
Gary Glover, R (1, 1) ERA: 5.74	7.0 W 24 2 0 0 10 1 0 0 0 0 0 0 68 102 0.00 0.429																					
52 Jose Capellan, R (8, 1) ERA: 3.0	0.2 H 4 1 0 0 0 1 0 0 0 0 0 0 10 16 0.00 3.000																					
Julio Santana, R (8, 1) ERA: 4.54	0.1 H 1 0 0 0 1 0 0 0 0 0 0 0 3 6 0.00 0.000																					
Derrick Turnbow, R (9, 1) ERA: 1.76	1.0 S 3 0 0 0 1 0 0 0 0 0 0 0 11 19 0.00 0.000																					

Cincinnati Reds @ Milwaukee Brewers
 Miller Park, Milwaukee, WI
 Thu Sep 29 2005, 1:05 PM CDT
 Att. 13,173 - Roof Closed - 66 F

livebaseballscorecards.com

AB	30
R	0
H	3
RBI	0
BB	2
SO	12
LOB	10



Batter	1	2	3	4	5	6	7	8	9	AB R H RBI BB SO LOB	TOP																
6 Ryan Freel, R OBP: 0.374, SLG: 0.375 (1, 7) X	0-0 G4-3		0-1 1B		0-0 G6-3		1-3 K		4-1 WP BB	4 0 1 0 1 1 1																	
Felipe Lopez, S OBP: 0.352, SLG: 0.483 (1, 6) C C B S	1-3 K		3-2 G3-1		2-2 2B		3-1 HR		4-2 BB	4 1 2 2 1 1 2																	
Adam Dunn, L OBP: 0.389, SLG: 0.537 (1, 3) F X	0-1 G4-3			3-3 K	0-0 P3		2-1 L8		1-3 K	5 0 0 0 0 2 4																	
Rich Aurilia, R OBP: 0.338, SLG: 0.444 (1, 4) B B C C X		2-1 G3-6-3 1B		1-1 G5-3		3-2 P4		1-2 G5-3		4 0 1 0 0 0 0																	
Javier Valentin, S OBP: 0.361, SLG: 0.519 (1, 2) C B X		1-1 G3-6-3 1-2f		1-0 G6-3		1-0 F7		3-3 K		4 0 0 0 0 1 1																	
Austin Kearns, R OBP: 0.332, SLG: 0.442 (1, 9) B C B S X		2-2 G3-1			2-1 HR	4-2 12 HR BB		1-2 L3		3 2 1 1 1 0 0																	
12 Edwin Encarnación, R OBP: 0.314, SLG: 0.447 (1, 5) B S B F X			2-2 6 1B 1B		4-2 27 2B BB	0-2 1-H HR		2-1 G5-3		3 2 2 2 1 0 0																	
27 Chris Denorfia, R OBP: 0.385, SLG: 0.424 (1, 8) X T C			0-2 F8		2-2 6 G6-3 1-H 2B	1-3 K		1-0 WP G3 1B		4 1 2 1 0 1 1																	
Ramon Ortiz, R OBP: 0.091, SLG: 0.111 (1, 1)			0-3 K		0-3 K		1-1 F9		1-2 G3	2 0 0 0 0 2 2																	
Aaron Holbert, R OBP: 0.269, SLG: 0.333 (7, PH)									1-2	1 0 0 0 0 0 0																	
Allan Simpson, R (7, 1)										0 0 0 0 0 0 0																	
37 Brian Shackelford, L (7, 1)										0 0 0 0 0 0 0																	
56 Todd Coffey, R (7, 1)										0 0 0 0 0 0 0																	
Josh Hancock, R (8, 1)										0 0 0 0 0 0 0																	
Jacob Cruz, L (9, PH)										1 0 0 0 0 0 1																	
Inning Stats	R: 0 E: 0 K: 1 S: 6	H: 0 LOB: 0 BB: 0 P: 7	R: 0 E: 0 K: 0 S: 7	H: 1 LOB: 0 BB: 0 P: 12	R: 0 E: 0 K: 1 S: 14	H: 2 LOB: 2 BB: 0 P: 19	R: 0 E: 0 K: 1 S: 6	H: 0 LOB: 0 BB: 0 P: 11	R: 3 E: 0 K: 1 S: 15	H: 3 LOB: 1 BB: 1 P: 25	R: 2 E: 0 K: 1 S: 14	H: 1 LOB: 0 BB: 1 P: 23	R: 1 E: 0 K: 1 S: 9	H: 1 LOB: 0 BB: 0 P: 16	R: 0 E: 0 K: 1 S: 11	H: 0 LOB: 0 BB: 0 P: 16	R: 0 E: 0 K: 1 S: 13	H: 1 LOB: 3 BB: 2 P: 26	1B: 4 2B: 2 3B: 0 HR: 3	SF: 0 SAC: 0 DP: 1 HBP: 0	WP: 1 PB: 0 SB: 0 CS: 0	PA: 39					
PITCHER	IP WLS BF H R ER SO BB IBB HBP BLK WP HR S P ERA WHIP																										
Jason Marquis, R (1, 1) ERA: 4.13	6.0		26	7	5	5	5	2	0	0	0	0	2	62	97	7.50	1.500										
Cal Eldred, R (7, 1) ERA: 2.19	0.2	B	3	1	1	1	1	0	0	0	0	0	1	7	12	13.50	1.500										
34 Randy Flores, L (7, 1) ERA: 3.48	0.1	W	1	0	0	0	0	0	0	0	0	0	0	2	4	0.00	0.000										
Julian Tavarez, R (8, 1) ERA: 3.48	1.0	H	3	0	0	0	1	0	0	0	0	0	0	11	16	0.00	0.000										
44 Jason Isringhausen, R (9, 1) ERA: 2.17	1.0	S	6	1	0	0	1	2	0	0	0	1	0	13	26	0.00	3.000										

Cincinnati Reds @ St. Louis Cardinals
 Busch Stadium, St. Louis, MO
 Sat Oct 01 2005, 3:15 PM CDT
 Att. 49,487 - Partly Cloudy - 79 F

livebaseballscorecards.com

AB	35
R	6
H	9
RBI	6
BB	4
SO	8
LOB	12



Cincinnati Reds @ St. Louis Cardinals
 Busch Stadium, St. Louis, MO
 Sun Oct 02 2005, 1:15 PM CDT
 Att. 50,434 - Cloudy - 79 F

AB	39
R	5
H	10
RBI	5
BB	4
SO	9
LOB	15



Batter	1	2	3	4	5	6	7	8	9	AB	R	H	RBI	BB	SO	LOB
6 Ryan Freel, R OBP: 0.371, SLG: 0.371 (1, 7)	1-0 G6-3	1-3 K		0-1 B3		4-1 BB		3-3 K		4	0	0	0	1	2	4
Felipe Lopez, S OBP: 0.352, SLG: 0.486 (1, 6)	3-2 F7		3-1 HR	2-1 G4-3		3-3 K		4-1 BB		4	1	1	1	1	1	2
Adam Dunn, L OBP: 0.387, SLG: 0.540 (1, 3)	3-3 K		0-0 HR	2-0 P5			2-2 F9	0-3 K		5	1	1	1	0	2	3
Austin Kearns, R OBP: 0.333, SLG: 0.452 (1, 9)		1-1 2B	1-1 HR		3-2 G6-3		0-0 P3		2-3 K	5	2	2	1	0	1	0
Javier Valentin, S OBP: 0.362, SLG: 0.520 (1, 2)		0-2 1B	0-2 G6-3		0-0 G3		1-2 1B		0-0 G3-1	5	1	2	1	0	0	0
12 Edwin Encarnación, R OBP: 0.308, SLG: 0.436 (1, 5)		2-0 G5-3	3-3 K		1-1 G6-3		1-3 K		1-1 E5	5	0	0	0	0	2	2
27 Chris Denorfia, R OBP: 0.364, SLG: 0.421 (1, 8)		3-2 F9	1-1 E9		0-2 G4-3			0-0 G6-3	2-3 K	5	0	1	0	0	1	2
Aaron Holbert, R OBP: 0.290, SLG: 0.333 (1, 4)		2-2 1B	4-0 IBB		0-2 G5-3			2-2 E6		3	0	1	1	1	0	0
Brandon Claussen, R OBP: 0.138, SLG: 0.091 (1, 1) Ray Olmedo, S OBP: 0.282, SLG: 0.338 (8, PH) Jason Standridge, R OBP: 0.324, SLG: 0.409 (6, 1) Josh Hancock, R OBP: 0.324, SLG: 0.409 (7, 1) Jacob Cruz, L OBP: 0.324, SLG: 0.409 (8, PH) 25 David Weathers, R OBP: 0.324, SLG: 0.409 (8, 1)	0-0 1B	0-0 1B	1-0 G5-3		2-2 6 BB			4-2 BB	1-2 BB	2	0	1	0	0	0	2
										1	0	1	0	0	0	0
										0	0	0	0	0	0	0
										0	0	0	0	0	0	0
										0	0	0	0	1	0	0
										0	0	0	0	0	0	0

Batter	1	2	3	4	5	6	7	8	9	AB	R	H	RBI	BB	SO	LOB
6 Ryan Freel, R OBP: 0.371, SLG: 0.371 (1, 7)	1-0 G6-3	1-3 K		0-1 B3		4-1 BB		3-3 K		4	0	0	0	1	2	4
Felipe Lopez, S OBP: 0.352, SLG: 0.486 (1, 6)	3-2 F7		3-1 HR	2-1 G4-3		3-3 K		4-1 BB		4	1	1	1	1	1	2
Adam Dunn, L OBP: 0.387, SLG: 0.540 (1, 3)	3-3 K		0-0 HR	2-0 P5			2-2 F9	0-3 K		5	1	1	1	0	2	3
Austin Kearns, R OBP: 0.333, SLG: 0.452 (1, 9)		1-1 2B	1-1 HR		3-2 G6-3		0-0 P3		2-3 K	5	2	2	1	0	1	0
Javier Valentin, S OBP: 0.362, SLG: 0.520 (1, 2)		0-2 1B	0-2 G6-3		0-0 G3		1-2 1B		0-0 G3-1	5	1	2	1	0	0	0
12 Edwin Encarnación, R OBP: 0.308, SLG: 0.436 (1, 5)		2-0 G5-3	3-3 K		1-1 G6-3		1-3 K		1-1 E5	5	0	0	0	0	2	2
27 Chris Denorfia, R OBP: 0.364, SLG: 0.421 (1, 8)		3-2 F9	1-1 E9		0-2 G4-3			0-0 G6-3	2-3 K	5	0	1	0	0	1	2
Aaron Holbert, R OBP: 0.290, SLG: 0.333 (1, 4)		2-2 1B	4-0 IBB		0-2 G5-3			2-2 E6		3	0	1	1	1	0	0
Brandon Claussen, R OBP: 0.138, SLG: 0.091 (1, 1) Ray Olmedo, S OBP: 0.282, SLG: 0.338 (8, PH) Jason Standridge, R OBP: 0.324, SLG: 0.409 (6, 1) Josh Hancock, R OBP: 0.324, SLG: 0.409 (7, 1) Jacob Cruz, L OBP: 0.324, SLG: 0.409 (8, PH) 25 David Weathers, R OBP: 0.324, SLG: 0.409 (8, 1)	0-0 1B	0-0 1B	1-0 G5-3		2-2 6 BB			4-2 BB	1-2 BB	2	0	1	0	0	0	2
										1	0	1	0	0	0	0
										0	0	0	0	0	0	0
										0	0	0	0	0	0	0
										0	0	0	0	1	0	0
										0	0	0	0	0	0	0

Inning Stats	R: 0	H: 0	E: 0	K: 1	S: 9	P: 16	R: 2	H: 4	E: 0	K: 1	S: 21	P: 30	R: 3	H: 4	E: 1	K: 1	S: 15	P: 28	R: 0	H: 0	E: 0	K: 0	S: 5	P: 9	R: 0	H: 0	E: 0	K: 0	S: 6	P: 10	R: 0	H: 1	E: 0	K: 1	S: 15	P: 24	R: 0	H: 1	E: 0	K: 1	S: 12	P: 16	R: 0	H: 0	E: 1	K: 2	S: 14	P: 27	R: 0	H: 0	E: 1	K: 2	S: 9	P: 14	1B: 4	SF: 0	2B: 3	SAC: 0	3B: 0	DP: 0	HR: 3	HBP: 0	WP: 0	PA: 43
--------------	------	------	------	------	------	-------	------	------	------	------	-------	-------	------	------	------	------	-------	-------	------	------	------	------	------	------	------	------	------	------	------	-------	------	------	------	------	-------	-------	------	------	------	------	-------	-------	------	------	------	------	-------	-------	------	------	------	------	------	-------	-------	-------	-------	--------	-------	-------	-------	--------	-------	--------

PITCHER	IP	WLS	BF	H	R	ER	SO	BB	IBB	HBP	BLK	WP	HR	S	P	ERA	WHIP
Matt Morris, R ERA: 4.11 (1, 1)	3.0		18	8	5	5	3	0	1	0	0	0	3	45	74	15.00	2.667
23 Anthony Reyes, R ERA: 2.7 (4, 1)	1.0		3	0	0	0	0	0	0	0	0	0	0	5	9	0.00	0.000
48 Brad Thompson, R ERA: 2.95 (5, 1)	1.0	W	3	0	0	0	0	0	0	0	0	0	0	6	10	0.00	0.000
Al Reyes, R ERA: 2.15 (6, 1)	0.2	H	4	1	0	0	0	1	0	0	0	0	0	11	17	0.00	3.000
34 Randy Flores, L ERA: 3.46 (6, 1)	0.1	H	1	0	0	0	1	0	0	0	0	0	0	4	7	0.00	0.000

PITCHER	IP	WLS	BF	H	R	ER	SO	BB	IBB	HBP	BLK	WP	HR	S	P	ERA	WHIP
Ray King, L ERA: 3.38 (7, 1)	0.1	H	1	0	0	0	0	0	0	0	0	0	0	3	5	0.00	0.000
Julian Tavarez, R ERA: 3.43 (7, 1)	1.0	H	5	1	0	0	1	0	0	0	0	0	0	14	18	0.00	1.000
Tyler Johnson, L ERA: (8, 1)	0.2	H	4	0	0	0	2	2	0	0	0	0	0	9	20	0.00	3.000
44 Jason Isringhausen, R ERA: 2.14 (9, 1)	1.0	S	4	0	0	0	2	0	0	0	0	0	0	9	14	0.00	0.000

