Cincinnati Reds - 2006

Batter	1	2	3	4	5	6	7	8	9	AB R H RBI BB SO LOB
Inning Stats										1B: 0 SF: 0 2B: 0 SAC: 0 3B: 0 DP: 0 HR: 0 HBP: 0

Kia Tigers @ Cincinnati Reds

Ed Smith Stadium, Sarasota, FL

Tue Feb 28 2006, 1:05 PM EST

TOP

livebaseballscorecards.com

AB	0
R	0
H	0
RBI	0
BB	0
SO	0
LOB	0



WP: 0 PA: 0
PB: 0
SB: 0
CS: 0

PITCHER	IP	WLS	BF	H	R	ER	SO	BB	IBB	HBP	BLK	WP	HR	S	P	ERA	WHIP

PITCHER	IP	WLS	BF	H	R	ER	SO	BB	IBB	HBP	BLK	WP	HR	S	P	ERA	WHIP

Batter	1	2	3	4	5	6	7	8	9	AB	R	H	RBI	BB	SO	LOB
Inning Stats										1B: 0 2B: 0 3B: 0 HR: 0		SF: 0 SAC: 0 DP: 0 HBP: 0					

PITCHER	IP	WLS	BF	H	R	ER	SO	BB	IBB	HBP	BLK	WP	HR	S	P	ERA	WHIP

PITCHER	IP	WLS	BF	H	R	ER	SO	BB	IBB	HBP	BLK	WP	HR	S	P	ERA	WHIP

BOTTOM

Kia Tigers @ Cincinnati Reds

Ed Smith Stadium, Sarasota, FL

Tue Feb 28 2006, 1:05 PM EST

livebaseballscorecards.com

AB	**0**
R	**0**
H	**0**
RBI	**0**
BB	**0**
SO	**0**
LOB	**0**

WP: 0 PA: 0
PB: 0
SB: 0
CS: 0

Cincinnati Reds @ Detroit Tigers

Joker Marchant Stadium, Lakeland, FL

Thu Mar 02 2006, 1:05 PM EST

Att. 4,115 - Partly Cloudy - 81 F

livebaseballscorecards.com

TOP

Batter	1	2	3	4	5	6	7	8	9	AB	R	H	RBI	BB	SO	LOB
6 Ryan Freel, R (1, 9) 27 Chris Denorfia, R (5, 9) OBP: 0.500, SLG: 0.500	G5-3		P6		FC5-4 1B S 1-2f	FC6-4 1-2f 2-3		16 FC6-4 1B		3 1 0 0 0 0 3 2 0 1 0 0 0 2						
Tony Womack, L (1, 4) OBP: 0.667, SLG: 0.667 16 Frank Menechino, R (5, 4)	CS 1B		F8		E FC4 1B 1-H	F8		FC6-4 54 1B 1-2f		3 0 2 1 0 0 2 2 0 0 0 0 0 3						
Felipe Lopez, S (1, 6) Ray Olmedo, S (5, PR) (5, 6)	K 1-2			G4-3	FC4 1-3		G3	K		3 0 0 0 0 1 2 2 0 0 0 0 1 1						
Wily Mo Peña, R (1, 7) 54 Andy Abad, L (5, 7) OBP: 1.000, SLG: 1.000		K		K	K		12 BB BB 9 BB 1B	1-2 1B		3 0 0 0 0 3 2 2 1 2 0 0 0 0						
Scott Hatteberg, L (1, 3) OBP: 0.333, SLG: 1.333 Joey Votto, L (5, 3)		P2		HR	F8		9 BB 12 BB 29 SF9 1-2 BB	K		3 1 1 1 0 0 2 1 1 0 0 1 1 2						
12 Edwin Encarnación, R (1, 5) 70 Earl Snyder, R (7, 5)		K		9 BB HBP		G5-3	29 SF9 9 BB 1-2 2-3 BB		P5	2 0 0 0 1 1 0 1 0 0 0 0 0 0						
9 Jacob Cruz, L (1, 10) OBP: 1.000, SLG: 1.500			1B BB	1-2 BB		1B 2B	1-2 2-3 3-H BB		1B	2 1 2 1 3 0 0						
Quinton McCracken, S (1, 8) OBP: 0.667, SLG: 0.667 29 Miguel Perez, R (6, 2)			1-2 1B	L3		27 FC6-4 1B 2-H	SF9 2-3 3-H		F7	3 0 2 1 0 0 2 1 0 0 1 0 0 1						
Dane Sardinha, R (1, 2) OBP: 0.667, SLG: 0.500 15 Dewayne Wise, L (6, PR) (6, 8)			F6		6 FC5-4 BB	27 FC6-4 1-2 1B	F8		G4-3	2 0 1 0 1 0 2 2 0 0 0 0 0 3						

AB	37
R	5
H	11
RBI	5
BB	6
SO	7
LOB	27

Inning Stats	1	2	3	4	5	6	7	8	9	1B: 9 SF: 1	WP: 0 PA: 45
	R: 0 H: 1 E: 0 LOB: 0 K: 1 BB: 0 S: 5 P: 5	R: 0 H: 0 E: 0 LOB: 0 K: 2 BB: 0 S: 7 P: 7	R: 0 H: 1 E: 0 LOB: 2 K: 0 BB: 1 S: 4 P: 8	R: 1 H: 1 E: 0 LOB: 2 K: 1 BB: 1 S: 6 P: 11	R: 1 H: 1 E: 1 LOB: 2 K: 1 BB: 1 S: 7 P: 12	R: 1 H: 3 E: 0 LOB: 2 K: 0 BB: 0 S: 6 P: 6	R: 2 H: 1 E: 0 LOB: 2 K: 0 BB: 3 S: 4 P: 16	R: 0 H: 2 E: 0 LOB: 2 K: 2 BB: 0 S: 9 P: 9	R: 0 H: 1 E: 0 LOB: 1 K: 0 BB: 0 S: 4 P: 4	2B: 1 SAC: 0 3B: 0 DP: 0 HR: 1 HBP: 1	PB: 0 SB: 1 CS: 1

PITCHER		IP	WLS	BF	H	R	ER	SO	BB	IBB	HBP	BLK	WP	HR	S	P	ERA	WHIP
29 Nate Robertson, L ERA:	(1, 1)	2.0		6	1	0	0	3	0	0	0	0	0	0	12	12	0.00	0.500
43 Roman Colon, R ERA: 4.5	(3, 1)	2.0		11	2	1	1	1	2	0	1	0	0	1	10	19	4.50	2.000
Jason Grilli, R ERA: 9.0	(5, 1)	2.0		12	4	2	2	1	1	0	0	0	0	0	13	18	9.00	2.500
Chad Durbin, R ERA: 18.0	(7, 1)	1.0	W	7	1	2	2	0	3	0	0	0	0	0	4	16	18.00	4.000
56 Fernando Rodney, R ERA:	(8, 1)	1.0	H	5	2	0	0	2	0	0	0	0	0	0	9	9	0.00	2.000

PITCHER		IP	WLS	BF	H	R	ER	SO	BB	IBB	HBP	BLK	WP	HR	S	P	ERA	WHIP
Chris Spurling, R ERA:	(9, 1)	1.0	S	4	1	0	0	0	0	0	0	0	0	0	4	4	0.00	1.000

Cincinnati Reds @ Detroit Tigers

Joker Marchant Stadium, Lakeland, FL

Thu Mar 02 2006, 1:05 PM EST
Att. 4,115 - Partly Cloudy - 81 F

BOTTOM

Batter	1	2	3	4	5	6	7	8	9	AB	R	H	RBI	BB	SO	LOB
Ivan Rodriguez, R (1, 2) OBP: 1.000, SLG: 2.000 64 Max St. Pierre, R (6, 2) OBP: 1.000, SLG: 1.000 79 Chris Robinson, R (8, 2)	HR	2-H 3-H 1B		3-H 14 BB 1B		20 1B 1B	1-2 19 BB 20 2B HBP			3 1 0	1 1 0	3 1 0	4 0 0	0 0 0	0 0 0	0 0 0
14 Placido Polanco, R (1, 4) 19 Kevin Hooper, R (6, 4)	BB 30 G6-4-3	L4		1-2 BB 30 FC5-4		F8	1-2 2-3 BB 20 2B			1 1	0 0	0 0	0 0	2 1	0 0	1 1
9 Carlos Guillen, S (1, 6) 20 Omar Infante, R (6, 6) OBP: 1.000, SLG: 1.500	F8		G5-3	F7		1-2 1B	1-3 2-H 3-H 2B			3 2	0 0	0 2	0 2	0 0	0 0	3 0
30 Magglio Ordonez, R (1, 9) Alexis Gomez, L (6, 9)	G6-4-3 1-2f		P6	FC5-4 1-2f		K	K			3 2	0 0	0 0	0 0	0 0	0 2	3 4
Dmitri Young, S (1, 10) OBP: 0.667, SLG: 0.667 70 Josh Phelps, R (6, PH) (7, 10)		L9	BB 1B		15 2B 1B	K		L4		3 2	0 0	2 0	0 0	0 0	0 1	0 2
Carlos Pena, L (1, 3) 31 Chris Shelton, R (6, 3) OBP: 0.500, SLG: 1.000	G4-3	1-2 BB		F8		F9	CS 2B			2 2	0 0	0 1	0 0	1 0	0 0	1 0
15 Brandon Inge, R (1, 5) OBP: 0.667, SLG: 1.000 67 Mike Hessman, R (6, 5)	33 BB 28 2B HBP	F8		1-3 2B		P5	2 SAFE K			2 2	1 0	1 0	0 0	0 0	0 1	2 1
33 Marcus Thames, R (1, 7) OBP: 0.667, SLG: 0.500 Reggie Taylor, L (6, 7) OBP: 1.000, SLG: 4.000	28 2B 1-2 1B BB			28 E 1B	K	HR	2-3 CS			2 1	2 1	1 1	0 0	1 0	1 0	2 0
28 Curtis Granderson, L (1, 8) OBP: 0.500, SLG: 0.667	1-3 2-H 1B 2B			1-3 F7	P5	19 BB 64 HBP 20 2B BB				3	2	1	1	1	0	3

	AB	35
	R	8
	H	13
	RBI	8
	BB	6
	SO	5
	LOB	23

livebaseballscorecards.com

Inning Stats	1	2	3	4	5	6	7	8	9
	R: 1 E: 0 K: 0 S: 3	H: 1 LOB: 0 BB: 1 P: 7	R: 3 E: 0 K: 0 S: 5	H: 2 LOB: 1 BB: 1 P: 10	R: 0 E: 0 K: 0 S: 4	H: 1 LOB: 2 BB: 1 P: 8	R: 1 E: 0 K: 0 S: 5	H: 2 LOB: 2 BB: 1 P: 10	R: 0 E: 0 K: 1 S: 7	H: 2 LOB: 2 BB: 0 P: 7
	R: 0 E: 0 K: 2 S: 9	H: 2 LOB: 2 BB: 0 P: 9	R: 3 E: 0 K: 1 S: 7	H: 2 LOB: 2 BB: 2 P: 16	R: 0 E: 0 K: 1 S: 5	H: 1 LOB: 0 BB: 0 P: 5				

	1B: 7	SF: 0	WP: 0	PA: 44
	2B: 4	SAC: 0	PB: 0	
	3B: 0	DP: 1	SB: 0	
	HR: 2	HBP: 2	CS: 1	

PITCHER		IP	WLS	BF	H	R	ER	SO	BB	IBB	HBP	BLK	WP	HR	S	P	ERA	WHIP
60 Ben Kozlowski, L ERA: 18.0	(1, 1)	2.0		11	3	4	4	0	2	0	1	0	0	1	8	17	18.00	2.500
54 Elizardo Ramirez, R ERA: 4.5	(3, 1)	2.0		11	3	1	1	0	2	0	0	0	0	0	9	18	4.50	2.500
Chris Hammond, L ERA:	(5, 1)	1.0		5	2	0	0	1	0	0	0	0	0	0	7	7	0.00	2.000
Allan Simpson, R ERA:	(6, 1)	1.0		5	2	0	0	2	0	0	0	0	0	0	9	9	0.00	2.000
Ryan Wagner, R ERA: 27.0	(7, 1)	1.0	L	8	2	3	3	1	2	0	1	0	0	1	7	16	27.00	4.000

PITCHER		IP	WLS	BF	H	R	ER	SO	BB	IBB	HBP	BLK	WP	HR	S	P	ERA	WHIP
Mike Burns, R ERA:	(8, 1)	1.0		3	1	0	0	1	0	0	0	0	0	0	5	5	0.00	1.000

Cincinnati Reds @ Minnesota Twins

Hammond Stadium, Fort Myers, FL

Fri Mar 03 2006, 1:05 PM EST

Att. 5,936 - Partly Cloudy - 81 F

TOP

livebaseballscorecards.com

Batter	1	2	3	4	5	6	7	8	9	AB	R	H	RBI	BB	SO	LOB
Quinton McCracken, S (1, 8) OBP: 0.500, SLG: 0.500	F9	F9			16 CS 1B		27 2B 49 1B 1B 1-2	K		3	0	1	0	0	0	1
54 Andy Abad, L (6, 7) OBP: 0.750, SLG: 0.750										2	1	1	0	0	1	0
16 Frank Menechino, R (1, 4)	F9		K		G6-3 1-2		49 1B 2B 1-3 2-H		K	3	0	0	0	0	1	1
27 Brian Buchanan, R (6, 9) OBP: 0.500, SLG: 1.000										2	1	1	1	0	1	0
Scott Hatteberg, L (1, 3) OBP: 0.333, SLG: 0.833	12 HR 1B		G4-3			F7	12 2B 9 G6-3 1B 2-H 3-H		G6-3	3	1	1	0	0	0	0
49 Jesse Gutierrez, R (6, 3) OBP: 0.500, SLG: 0.500										2	1	1	2	0	0	0
12 Edwin Encarnación, R (1, 5) OBP: 0.625, SLG: 1.667			F7			HR	6 1B 2B 1-3		K	4	2	3	3	0	0	0
71 Derek Wathan, S (7, PR) (7, 5)	1-H HR									1	1	0	0	0	1	0
9 Jacob Cruz, L (1, 10) OBP: 0.667, SLG: 0.600	G3			BB		K	G6-3 3-H			3	0	0	1	1	1	1
Karl Rhodes, L (1, 7) OBP: 0.667, SLG: 1.000		27 SH1-3 68 SH1-3 2B		K		27 FC6-4 1B	2-H 1B			3	1	2	0	0	1	1
6 Jeff Bannon, R (6, PR) (6, 4) OBP: 1.000, SLG: 1.000										1	0	1	1	0	0	0
27 Chris Denorfia, R (1, 9) OBP: 0.200, SLG: 0.200		SH1-3 2-3		K		FC6-4 1-2f	G3			3	0	0	0	0	1	3
(6, 8)																
68 Anderson Machado, S (1, 6)		SH1-3 3-H		P3			G1-3	G1		3	0	0	1	0	0	1
59 Dane Sardinha, R (1, 2) OBP: 0.667, SLG: 0.500		HBP			F9		54 1B 27 2B 1B	F9		2	1	1	0	0	0	0
81 Ryan Hanigan, R (7, 2)										1	0	0	0	0	0	0
Inning Stats	R: 2 E: 0 K: 0 S: 5 H: 2 LOB: 0 BB: 0 P: 5	R: 1 E: 0 K: 0 S: 4 H: 1 LOB: 1 BB: 0 P: 5	R: 0 E: 0 K: 1 S: 5 H: 0 LOB: 0 BB: 0 P: 5	R: 0 E: 0 K: 2 S: 7 H: 0 LOB: 1 BB: 1 P: 11	R: 0 E: 0 K: 0 S: 3 H: 1 LOB: 0 BB: 0 P: 4	R: 1 E: 0 K: 1 S: 7 H: 2 LOB: 1 BB: 0 P: 7	R: 5 E: 0 K: 0 S: 9 H: 6 LOB: 1 BB: 0 P: 9	R: 0 E: 0 K: 1 S: 5 H: 0 LOB: 0 BB: 0 P: 5	R: 0 E: 0 K: 2 S: 7 H: 0 LOB: 0 BB: 0 P: 7	1B: 7 2B: 3 3B: 0 HR: 2	SF: 0 SAC: 2 DP: 0 HBP: 1						

	AB	36
	R	9
	H	12
	RBI	9
	BB	1
	SO	7
	LOB	8

WP: 0 PB: 0 SB: 0 CS: 1 PA: 40

PITCHER	IP	WLS	BF	H	R	ER	SO	BB	IBB	HBP	BLK	WP	HR	S	P	ERA	WHIP
Brad Radke, R (1, 1) ERA: 13.5	2.0	L	10	3	3	3	0	0	0	1	0	0	1	9	10	13.50	1.500
60 Glen Perkins, L (3, 1) ERA:	2.0		7	0	0	0	3	1	0	0	0	0	0	12	16	0.00	0.500
Willie Eyre, R (5, 1) ERA: 4.5	2.0		8	3	1	1	1	0	0	0	0	0	1	10	11	4.50	1.500
J.D. Durbin, R (7, 1) ERA: 45.0	1.0		9	6	5	5	0	0	0	0	0	0	0	9	9	45.00	6.000
84 Kevin Cameron, R (8, 1) ERA:	2.0		6	0	0	0	3	0	0	0	0	0	0	12	12	0.00	0.000

PITCHER	IP	WLS	BF	H	R	ER	SO	BB	IBB	HBP	BLK	WP	HR	S	P	ERA	WHIP

Cincinnati Reds @ Minnesota Twins

Hammond Stadium, Fort Myers, FL

Fri Mar 03 2006, 1:05 PM EST

Att. 5,936 - Partly Cloudy - 81 F

BOTTOM

Batter	1	2	3	4	5	6	7	8	9	AB	R	H	RBI	BB	SO	LOB
Shannon Stewart, R (1, 7) OBP: 0.500, SLG: 0.333	F8		FC6-4 1B		CS 1B		G4-3		F7	2	0	1	0	0	0	0
Jason Tyner, L (5, 7) OBP: 0.750, SLG: 0.750										2	0	1	0	0	0	1
Alex Romero, L (9, 7)										1	0	0	0	0	0	0
Luis Castillo, S (1, 4) OBP: 0.667, SLG: 0.500	24 1B		L6		FC6-4 BB		K			2	0	1	0	1	0	1
61 Tommy Watkins, R (5, PR)										1	0	0	0	0	1	1
(6, 4)																
Torii Hunter, R (1, 8) OBP: 0.250, SLG: 1.000	F9		FC6-4		FC6-4			E1 21 1B		2	0	0	0	0	0	2
Denard Span, L (5, 8) OBP: 0.500, SLG: 0.500										2	1	1	0	0	0	2
24 Rondell White, R (1, 10) OBP: 0.250, SLG: 0.250	15 FC4			F9		56 G6-4-3 51 BB		51 G5-4-3		2	0	1	0	0	0	0
21 Ruben Sierra, S (6, PH) OBP: 1.000, SLG: 1.000										1	0	1	1	1	0	0
(7, 10)																
Jason Pridie, L (8, PR)										0	0	0	0	0	0	0
(9, 10)																
15 Glenn Williams, S (1, 5)	FC4			F7		56 G6-4-3 BB		G5-4-3		2	0	0	0	0	0	2
51 Shawn Wooten, R (5, 5)										1	0	0	0	1	0	1
5 Michael Cuddyer, R (1, 9)		K		BB	G6-4-3			WP 1B		1	0	0	0	1	1	0
56 Andres Torres, S (6, 9) OBP: 0.500, SLG: 0.500										2	0	1	0	0	0	2
Terry Tiffee, S (1, 3) OBP: 0.250, SLG: 0.250		G4-3		G3		F8		G6-3		2	0	0	0	0	0	1
Jason Hart, R (5, 3)										2	0	0	0	0	0	2
55 Mike Redmond, R (1, 2) OBP: 0.500, SLG: 0.500		G6-3			8 FC5-4 1B		G4-3 1B		F8	2	0	1	0	0	0	0
Rob Bowen, S (5, PR) OBP: 1.000, SLG: 1.000										1	0	1	0	0	0	0
(6, 2)																
68 Kyle Phillips, L (8, 2)										1	0	0	0	0	0	0
8 Nick Punto, S (1, 6) OBP: 0.400, SLG: 0.250			G1-3		FC5-4 CS 1B		K		K	2	0	0	0	0	0	1
53 Luis Maza, R (5, PR) OBP: 0.333, SLG: 0.667										2	0	0	0	0	2	1
(6, 6)																
Inning Stats	R: 0 E: 0 K: 0 S: 5 H: 2 LOB: 2 BB: 0 P: 5	R: 0 E: 0 K: 1 S: 5 H: 0 LOB: 0 BB: 0 P: 5	R: 0 E: 0 K: 0 S: 4 H: 1 LOB: 1 BB: 1 P: 4	R: 0 E: 0 K: 0 S: 3 H: 0 LOB: 1 BB: 1 P: 7	R: 0 E: 0 K: 0 S: 4 H: 2 LOB: 2 BB: 1 P: 8	R: 0 E: 0 K: 0 S: 2 H: 0 LOB: 1 BB: 2 P: 10	R: 0 E: 0 K: 2 S: 8 H: 1 LOB: 1 BB: 0 P: 8	R: 1 E: 1 K: 0 S: 5 H: 3 LOB: 2 BB: 0 P: 6	R: 0 E: 0 K: 1 S: 5 H: 0 LOB: 0 BB: 0 P: 5	1B: 9 2B: 0 3B: 0 HR: 0	SF: 0 SAC: 0 DP: 2 HBP: 0						

livebaseballscorecards.com

AB	33
R	1
H	9
RBI	1
BB	4
SO	4
LOB	17

WP: 1 PB: 0 SB: 0 CS: 2 PA: 37

PITCHER		IP	WLS	BF	H	R	ER	SO	BB	IBB	HBP	BLK	WP	HR	S	P	ERA	WHIP
48 Mike Gosling, L ERA:	(1, 1)	3.0	W	12	3	0	0	1	0	0	0	0	0	0	14	14	0.00	1.000
Jason Standridge, R ERA:	(4, 1)	1.0		4	0	0	0	0	1	0	0	0	0	0	3	7	0.00	1.000
56 Todd Coffey, R ERA:	(5, 1)	1.0		5	2	0	0	0	1	0	0	0	0	0	4	8	0.00	3.000
74 Homer Bailey, R ERA:	(6, 1)	2.0		8	1	0	0	2	2	0	0	0	0	0	10	18	0.00	1.500
37 Brian Shackelford, L ERA: 9.0	(8, 1)	1.0		5	3	1	1	0	0	0	0	0	1	0	5	6	9.00	3.000

PITCHER		IP	WLS	BF	H	R	ER	SO	BB	IBB	HBP	BLK	WP	HR	S	P	ERA	WHIP
Bubba Nelson, R ERA:	(9, 1)	1.0		3	0	0	0	1	0	0	0	0	0	0	5	5	0.00	0.000

TOP

Detroit Tigers @ Cincinnati Reds

Ed Smith Stadium, Sarasota, FL

Fri Mar 03 2006, 1:05 PM EST

Att. 3,835 - Sunny - 75 F

livebaseballscorecards.com

Batter	1	2	3	4	5	6	7	8	9	AB	R	H	RBI	BB	SO	LOB
28 Curtis Granderson, L (1, 8) OBP: 0.625, SLG: 0.500 Alexis Gomez, L (5, 8) OBP: 0.250, SLG: 0.250	G4-3	BB	9 3B HBP		BB	L3 1B	K			1 2	1 0	0 1	0 1	2 0	0 1	0 1
9 Carlos Guillen, S (1, 6) OBP: 0.333, SLG: 0.667 Don Kelly, L (4, 6)	30 1B 31 2B 1B	K	1-H 2-H 3-H 3B		P5	L3		K2-3		3 3	1 0	2 0	3 0	0 0	1 1	2 4
30 Magglio Ordonez, R (1, 9) OBP: 0.333, SLG: 0.333 24 Brent Clevlen, R (4, 9) OBP: 1.000, SLG: 2.000	31 2B 1B	31 G6-3 15 1B 1B F9			BB	1B	70 HR BB	HR 2B		3 1	2 2	2 1	0 0	0 2	0 0	1 0
31 Chris Shelton, R (1, 3) OBP: 0.500, SLG: 1.333 67 Mike Hessman, R (5, 3)	1-H 2-H 2B	G6-3	HR	K		K	K	K		4 2	1 0	2 0	3 0	0 0	1 2	3 2
15 Brandon Inge, R (1, 5) OBP: 0.571, SLG: 0.667 Kody Kirkland, R (6, 5) OBP: 1.000, SLG: 2.500	G1-3	70 E 70 2B 1B	G6-3	1B 70 1B 13 FC5-4 1B		70 HR 1B	HR			4 2	2 2	2 2	1 2	0 0	0 0	1 0
70 Josh Phelps, R (1, 10) OBP: 0.500, SLG: 1.000	K	13 1B 2B	BB	13 FC5-4 1B 1B		HR	K			5	3	3	4	1	2	1
Reggie Taylor, L (1, 7) OBP: 0.429, SLG: 0.857		13 G1-3 1B	E5 19 FC6-4 13 1B 9 3B	F8		13 FC5-4 1B	P3		K	6	1	2	0	0	1	2
13 Vance Wilson, R (1, 2) OBP: 0.250, SLG: 0.250 78 Brian Peterson, R (6, 2) OBP: 0.500, SLG: 0.500	G1-3	19 FC6-4 1B	K			FC5-4 1B 19 BB	19 2B 1B		P6	4 2	0 1	1 1	2 0	0 0	1 0	4 0
19 Kevin Hooper, R (1, 4) OBP: 0.429, SLG: 0.400 39 Ramon Santiago, S (8, 4)	G5-3	FC6-4 28 HBP 9 3B		G6-3		1B BB	2B		G4-3	4 1	1 0	1 0	1 0	1 0	0 0	3 0

Inning Stats									
	R: 2 E: 0 K: 1 S: 8	H: 3 LOB: 1 BB: 0 P: 8	R: 0 E: 0 K: 1 S: 6	H: 1 LOB: 2 BB: 1 P: 10	R: 6 E: 2 K: 0 S: 9	H: 5 LOB: 1 BB: 0 P: 12	R: 1 E: 0 K: 1 S: 6	H: 1 LOB: 1 BB: 1 P: 10	R: 0 E: 0 K: 1 S: 5	H: 0 LOB: 2 BB: 2 P: 13
	R: 2 E: 0 K: 0 S: 6	H: 4 LOB: 2 BB: 1 P: 10	R: 4 E: 0 K: 2 S: 11	H: 4 LOB: 1 BB: 1 P: 15	R: 2 E: 0 K: 3 S: 11	H: 2 LOB: 0 BB: 0 P: 11	R: 0 E: 0 K: 1 S: 5	H: 0 LOB: 0 BB: 0 P: 5	1B: 12 2B: 5 3B: 1 HR: 3	SF: 0 SAC: 0 DP: 1 HBP: 1	WP: 0 PB: 0 SB: 1 CS: 0	PA: 54

	AB	47
	R	17
	H	20
	RBI	17
	BB	6
	SO	10
	LOB	24

PITCHER		IP	WLS	BF	H	R	ER	SO	BB	IBB	HBP	BLK	WP	HR	S	P	ERA	WHIP
Justin Germano, R ERA: 9.0	(1, 1)	2.0		11	4	2	2	2	1	0	0	0	0	0	14	18	9.00	2.500
25 David Weathers, R ERA: 27.0	(3, 1)	1.0	L	10	5	6	3	0	0	0	1	0	0	0	9	12	27.00	5.000
Luke Hudson, R ERA: 4.5	(4, 1)	2.0		10	1	1	1	2	3	0	0	0	0	1	11	23	4.50	2.000
Rick White, R ERA: 18.0	(6, 1)	1.0		7	4	2	2	0	1	0	0	0	0	0	6	10	18.00	5.000
Travis Chick, R ERA: 36.0	(7, 1)	1.0		8	4	4	4	2	1	0	0	0	0	1	11	15	36.00	5.000

PITCHER		IP	WLS	BF	H	R	ER	SO	BB	IBB	HBP	BLK	WP	HR	S	P	ERA	WHIP
Tommy Phelps, L ERA: 18.0	(8, 1)	1.0		5	2	2	2	3	0	0	0	0	0	1	11	11	18.00	2.000
Scott Chiasson, R ERA:	(9, 1)	1.0		3	0	0	0	1	0	0	0	0	0	0	5	5	0.00	0.000

Detroit Tigers @ Cincinnati Reds

Ed Smith Stadium, Sarasota, FL

Fri Mar 03 2006, 1:05 PM EST

Att. 3,835 - Sunny - 75 F

BOTTOM

Batter	1	2	3	4	5	6	7	8	9	AB	R	H	RBI	BB	SO	LOB
6 Ryan Freel, R (1, 8) OBP: 0.167, SLG: 0.167	0-0 SH5-3 HR 1B	0-3 K		0-0 F8 2-3		0-0 FC3-2 1B 2B 1-2 2-3 3-Hf		0-0 G6-3		3	1	1	0	0	1	4
30 Norris Hopper, R (6, 9) (7, 8)										2	1	0	0	0	0	3
Tony Womack, L (1, 4) OBP: 0.600, SLG: 0.600	0-0 SH5-3 1-2		0-0 WP 1B 1B	0-0 G4-6-3 1-2f		0-3 K		0-0 F8		2	1	1	0	0	0	2
67 Aaron Herr, R (6, 4)										2	0	0	0	0	1	3
Felipe Lopez, S (1, 6) OBP: 0.167, SLG: 0.167	0-0 P3		0-0 WP 1-2 1B		0-0 F9	0-0 1-3 2-H 3-H 2B 1B			0-0 G5-3	3	1	1	0	0	0	1
Ray Olmedo, S (6, 6) OBP: 0.250, SLG: 0.250										2	1	1	2	0	0	0
Adam Dunn, L (1, 3) OBP: 0.667, SLG: 2.000	0-0 2-H HR		2-0 L3 1-3 2-H		0-0 G6-3 2B	0-0 1-H 3-H 2B			2-0 77 HR HBP	3	1	2	2	0	0	1
Joey Votto, L (5, PR) OBP: 0.750, SLG: 1.000 (6, 3)										1	1	1	2	0	0	0
Rich Aurilia, R (1, 5) OBP: 0.333, SLG: 0.333	0-0 F9		0-0 3-H 1B	1-0 G6-3 2-3		0-0 G6-3			0-0 1-H HR	3	0	1	1	0	0	1
77 Aaron Holbert, R (6, 5) OBP: 0.500, SLG: 2.000 (7, 9)										2	1	1	2	0	0	1
Austin Kearns, R (1, 9)		0-0 G4-3	0-3 K	0-0 F9			0-0 G4-3		0-0 G4-3	3	0	0	0	0	1	3
Javon Moran, R (6, 7)										2	0	0	0	0	0	0
Jason LaRue, R (1, 2) OBP: 0.500, SLG: 0.500	0-0 15 2B 1B		0-3 K			0-0 15 1B 70 1B 30 FC3-2 1B	0-0 P3		0-0 F9	2	0	1	0	0	1	1
29 Miguel Perez, R (6, 2) OBP: 0.200, SLG: 0.250										3	0	1	0	0	0	0
70 Earl Snyder, R (1, 10) OBP: 0.400, SLG: 0.250	0-3 K		2-0 6 F8 15 1B HBP			0-0 30 FC3-2 15 1B 1-2 1B	0-0 F8			3	1	1	0	0	1	1
15 Dewayne Wise, L (1, 7) OBP: 0.600, SLG: 0.800 (6, 8)	0-0 1-3 2B		0-0 G4-6-3 1-2 1B			0-0 30 FC3-2 1-2 2-3 1B		0-0 G5-3		3	1	3	0	0	0	0
Justin Tordi, R (7, 5)										1	0	0	0	0	0	0
Inning Stats	R: 2 E: 0 K: 0 S: 5 H: 2 LOB: 0 BB: 0 P: 5	R: 0 E: 0 K: 2 S: 9 H: 2 LOB: 2 BB: 0 P: 9	R: 2 E: 0 K: 2 S: 10 H: 3 LOB: 1 BB: 0 P: 12	R: 0 E: 0 K: 0 S: 3 H: 1 LOB: 1 BB: 0 P: 5	R: 0 E: 0 K: 0 S: 4 H: 1 LOB: 2 BB: 0 P: 5	R: 4 E: 0 K: 1 S: 10 H: 5 LOB: 1 BB: 0 P: 10	R: 0 E: 0 K: 0 S: 3 H: 0 LOB: 0 BB: 0 P: 3	R: 0 E: 0 K: 0 S: 3 H: 0 LOB: 0 BB: 0 P: 3	R: 2 E: 0 K: 0 S: 4 H: 1 LOB: 0 BB: 0 P: 6	1B: 10 2B: 3 3B: 0 HR: 2 SF: 0 SAC: 1 DP: 1 HBP: 2							

AB	40
R	10
H	15
RBI	9
BB	0
SO	5
LOB	21

PITCHER		IP	WLS	BF	H	R	ER	SO	BB	IBB	HBP	BLK	WP	HR	S	P	ERA	WHIP
Mike Maroth, L ERA: 9.0	(1, 1)	2.0	W	10	4	2	2	2	0	0	0	0	0	1	14	14	9.00	2.000
35 Justin Verlander, R ERA: 9.0	(3, 1)	2.0		10	4	2	2	2	0	0	1	0	1	0	13	17	9.00	2.000
68 Hector Mercado, L ERA: 18.0	(5, 1)	2.0		12	6	4	4	1	0	0	0	0	0	0	14	15	18.00	3.000
44 Bobby Seay, L ERA:	(7, 1)	2.0		6	0	0	0	0	0	0	0	0	0	0	6	6	0.00	0.000
66 Tim Crabtree, R ERA: 18.0	(9, 1)	1.0		5	1	2	2	0	0	0	1	0	0	1	4	6	18.00	1.000

PITCHER	IP	WLS	BF	H	R	ER	SO	BB	IBB	HBP	BLK	WP	HR	S	P	ERA	WHIP

WP: 2 PB: 0 SB: 0 CS: 0 PA: 43

livebaseballscorecards.com

Cincinnati Reds @ New York Yankees

Legends Field, Tampa, FL

Sat Mar 04 2006, 1:15 PM EST

Att. 10,209 - Sunny - 74 F

livebaseballscorecards.com

TOP

Batter	1	2	3	4	5	6	7	8	9	AB	R	H	RBI	BB	SO	LOB
6 Ryan Freel, R (1, 4) OBP: 0.125, SLG: 0.125	G6-3		F7		SH 1-2 2-3		P5		1B 1-2 1B	2	0	0	0	0	0	0
16 Frank Menechino, R (6, 4) OBP: 0.143, SLG: 0.143										2	0	1	0	0	0	0
Rich Aurilia, R (1, 6) OBP: 0.500, SLG: 0.600	BBBB 12 HR BB		12 2B 2B		F9		K		54 S 1-3 2-H 1B	2	2	1	0	1	0	3
Ray Olmedo, S (5, 6) OBP: 0.333, SLG: 0.333										2	0	1	1	0	1	0
12 Edwin Encarnación, R (1, 5) OBP: 0.636, SLG: 1.778	1-H HR		2-H 2B		K			P6	P6 1-2	3	1	2	3	0	1	3
54 Andy Abad, L (6, 7) OBP: 0.500, SLG: 0.500										2	0	0	0	0	0	2
Adam Dunn, L (1, 3) OBP: 0.333, SLG: 1.000	F8		K		K			1B		3	0	0	0	0	2	4
27 Brian Buchanan, R (6, 9) OBP: 0.667, SLG: 1.000										1	0	1	0	0	0	0
Austin Kearns, R (1, 9) OBP: 0.167, SLG: 0.333	K			F8		1B 2B		F7		3	0	1	0	0	1	0
Joey Votto, L (6, 3) OBP: 0.600, SLG: 0.667										1	0	0	0	0	0	1
Jason LaRue, R (1, 2) OBP: 0.200, SLG: 0.200		F8		K		L4		F9		3	0	0	0	0	1	1
29 Miguel Perez, R (7, 2) OBP: 0.167, SLG: 0.200										1	0	0	0	0	0	1
Karl Rhodes, L (1, 10) OBP: 0.286, SLG: 0.429		P5		P5	K				P4	4	0	0	0	0	1	1
Quinton McCracken, S (1, 7) OBP: 0.556, SLG: 0.500		F9	BBBB 6 SH 27 BB BB			2-H 1B			27 CS 1B	2	0	1	0	1	0	0
77 Aaron Holbert, R (6, 5) OBP: 0.667, SLG: 1.667										1	0	1	0	0	0	0
27 Chris Denorfia, R (1, 8) OBP: 0.333, SLG: 0.250			G4-3	BBBB 6 SH 1-2 BB			G5-3		16 1B 1-2 1B 1B	3	1	1	0	1	0	0
Inning Stats	R: 2 E: 0 K: 1 S: 6 H: 1 LOB: 0 BB: 1 P: 10	R: 0 E: 0 K: 0 S: 3 H: 0 LOB: 0 BB: 0 P: 3	R: 1 E: 0 K: 1 S: 7 H: 2 LOB: 1 BB: 0 P: 7	R: 0 E: 0 K: 1 S: 5 H: 0 LOB: 0 BB: 0 P: 5	R: 0 E: 0 K: 2 S: 8 H: 0 LOB: 3 BB: 2 P: 16	R: 0 E: 0 K: 1 S: 6 H: 2 LOB: 2 BB: 0 P: 6	R: 0 E: 0 K: 1 S: 5 H: 0 LOB: 0 BB: 0 P: 5	R: 0 E: 0 K: 0 S: 4 H: 1 LOB: 1 BB: 0 P: 4	R: 1 E: 0 K: 0 S: 7 H: 4 LOB: 2 BB: 0 P: 8	1B: 6 2B: 3 3B: 0 HR: 1 SF: 0 SAC: 1 DP: 0 HBP: 0						

AB	35
R	4
H	10
RBI	4
BB	3
SO	7
LOB	16

WP: 0 PB: 0 SB: 1 CS: 1 PA: 39

PITCHER		IP	WLS	BF	H	R	ER	SO	BB	IBB	HBP	BLK	WP	HR	S	P	ERA	WHIP
Randy Johnson, L ERA: 9.0	(1, 1)	3.0	L	13	3	3	3	2	1	0	0	0	0	1	16	20	9.00	1.333
Scott Proctor, R ERA:	(4, 1)	2.0		9	0	0	0	3	2	0	0	0	0	0	13	21	0.00	1.000
Kyle Farnsworth, R ERA:	(6, 1)	1.0		4	2	0	0	1	0	0	0	0	0	0	6	6	0.00	2.000
27 Darrell Rasner, R ERA:	(7, 1)	2.0		7	1	0	0	1	0	0	0	0	0	0	9	9	0.00	0.500
77 Dusty Bergman, L ERA: 9.0	(9, 1)	1.0		6	4	1	1	0	0	0	0	0	0	0	7	8	9.00	4.000

PITCHER	IP	WLS	BF	H	R	ER	SO	BB	IBB	HBP	BLK	WP	HR	S	P	ERA	WHIP

Batter	1	2	3	4	5	6	7	8	9	AB	R	H	RBI	BB	SO	LOB
Miguel Cairo, R (1, 6) OBP: 0.222, SLG: 0.333	G4-3		BB, 24 1B, 1B	G6-4-3, 1-2f			G5-4-3, 1-2f		L5	4	0	1	0	0	0	3
91 Ramiro Pena, S (8, 6)										0	0	0	0	0	0	0
61 Kevin Howard, L (9, PH)										1	0	0	0	0	0	2
24 Robinson Canó, L (1, 4) OBP: 0.455, SLG: 0.500	FC6-4, 1B		BB, 1-2, 1B	F8				K	L5	4	0	2	0	0	1	0
28 Felix Escalona, R (9, 4) OBP: 0.333, SLG: 0.400										1	0	0	0	0	0	2
Gary Sheffield, R (1, 9)	FC6-4, 55 1B, 25 HBP, 1-2f		BBB, 55 G4-6-3, 1-2, 2-3, BB	P2				F9	L8	2	0	0	0	1	0	1
Mitch Jones, R (6, 9) OBP: 0.500, SLG: 0.750										2	0	0	0	0	0	2
25 Jason Giambi, L (1, 3) OBP: 0.429, SLG: 0.333	55 1B, 1-2, HBP		P3	F8				78 2B, 1B		2	0	0	0	0	0	3
85 Omir Santos, R (6, 2) OBP: 1.000, SLG: 1.000										1	0	1	0	0	0	0
55 Hideki Matsui, L (1, 10) OBP: 0.667, SLG: 0.500	1-2, 2-3, 1B		G4-6-3, 1-2f			BBBB, 12 G5-4-3, BB		1-3, 2B		2	0	1	0	1	0	3
78 Eric Duncan, L (8, PH) OBP: 0.500, SLG: 0.750										1	0	1	0	0	0	0
(9, 10)																
20 Jorge Posada, S (1, 2) OBP: 0.250, SLG: 0.667	K			64 1B, 27 1B, 2B		G5-4-3, 1-2f		BBB, 4-0		2	1	1	0	0	1	3
12 Andy Phillips, R (6, 3) OBP: 0.400, SLG: 0.667								BB		1	0	0	0	1	0	1
64 Kevin Reese, L (1, 8) OBP: 0.375, SLG: 0.286		G3-1		27 1B, 2-3, 1B		G4-3		G1		4	0	1	0	0	0	3
92 Marcos Vechionacci, S (1, 5)		G5-3		P4			BBBBB, 4-0, G5-4-3, BB		BBBBB, 4-0, 28 E, BB	2	0	0	0	2	0	2
27 Kevin Thompson, R (1, 7) OBP: 0.667, SLG: 0.625		G5-3		G6-4-3, 1-2, 3-H, 1B			SSC, K		E5, 1-2	3	0	1	1	0	1	1
28 Melky Cabrera, S (9, 7) OBP: 0.500, SLG: 0.625										1	0	0	0	0	0	1
Inning Stats	R: 0 E: 0 K: 1 S: 7 H: 2 LOB: 3 BB: 0 P: 8	R: 0 E: 0 K: 0 S: 3 H: 0 LOB: 0 BB: 0 P: 3	R: 0 E: 0 K: 0 S: 4 H: 2 LOB: 2 BB: 1 P: 8	R: 1 E: 0 K: 0 S: 5 H: 3 LOB: 1 BB: 0 P: 5	R: 0 E: 0 K: 0 S: 3 H: 0 LOB: 0 BB: 0 P: 3	R: 0 E: 0 K: 0 S: 2 H: 0 LOB: 0 BB: 1 P: 6	R: 0 E: 0 K: 1 S: 4 H: 0 LOB: 0 BB: 1 P: 8	R: 0 E: 0 K: 1 S: 7 H: 2 LOB: 3 BB: 1 P: 11	R: 0 E: 1 K: 0 S: 4 H: 0 LOB: 2 BB: 1 P: 8	1B: 7 2B: 2 3B: 0 HR: 0	SF: 0 SAC: 0 DP: 4 HBP: 1						

PITCHER		IP	WLS	BF	H	R	ER	SO	BB	IBB	HBP	BLK	WP	HR	S	P	ERA	WHIP
39 Aaron Harang, R ERA:	(1, 1)	2.0	W	9	2	0	0	1	0	0	1	0	0	0	10	11	0.00	1.000
Dave Williams, L ERA: 4.5	(3, 1)	2.0		10	5	1	1	0	1	0	0	0	0	0	9	13	4.50	3.000
Mike Burns, R ERA:	(5, 1)	2.0		6	0	0	0	0	1	0	0	0	0	0	5	9	0.00	0.500
Allan Simpson, R ERA:	(7, 1)	1.0	H	3	0	0	0	1	1	0	0	0	0	0	4	8	0.00	1.000
75 Jake Robbins, R ERA:	(8, 1)	1.0	H	6	2	0	0	1	1	0	0	0	0	0	7	11	0.00	3.000

PITCHER		IP	WLS	BF	H	R	ER	SO	BB	IBB	HBP	BLK	WP	HR	S	P	ERA	WHIP
Ryan Wagner, R ERA: 13.5	(9, 1)	1.0	S	5	0	0	0	0	1	0	0	0	0	0	4	8	0.00	1.000

BOTTOM

Cincinnati Reds @ New York Yankees

Legends Field, Tampa, FL

Sat Mar 04 2006, 1:15 PM EST

Att. 10,209 - Sunny - 74 F

livebaseballscorecards.com

AB	33
R	1
H	9
RBI	1
BB	5
SO	3
LOB	27

1B: 7	SF: 0	WP: 0	PA: 39
2B: 2	SAC: 0	PB: 0	
3B: 0	DP: 4	SB: 0	
HR: 0	HBP: 1	CS: 0	

Batter	1	2	3	4	5	6	7	8	9	AB	R	H	RBI	BB	SO	LOB
Julio Lugo, R (1, 6) 17 Kevin Cash, R (6, 2) OBP: 0.667, SLG: 0.500	G4-3	F8			BB FC1-6	F8		1B 2-H		3 1	0 0	0 1	0 1	1 0	0 0	4 0
Joey Gathright, L (1, 9) OBP: 0.385, SLG: 0.273 1 Fernando Cortez, L (6, 4) OBP: 0.500, SLG: 0.250	G5-3		G1-3		FC1-6 L5-3 1-2f	S 1-2 1B			2 FC4 1B	4 1	0 0	1 1	0 0	0 0	0 0	1 0
Damon Hollins, R (1, 10) OBP: 0.333, SLG: 0.300 14 Greg Norton, S (9, PH) OBP: 0.500, SLG: 0.667 (9, 10)	F7		31 1B 1B		L5-3 1-1	P3 1-2 2-3			F8	4 1	0 0	1 0	0 0	0 0	0 0	3 1
31 Jonny Gomes, R (1, 7) OBP: 0.750, SLG: 1.125 2 B.J. Upton, R (6, 6) OBP: 0.250, SLG: 0.250	HR	B C 1 SAFE X CS 1-2 1B			1B 2B 1B	L6-3 1B	FC4 1-2f		3 2	2 0	3 1	1 0	0 0	0 1	0 1
Travis Lee, L (1, 3) OBP: 0.250, SLG: 0.250 Delmon Young, R (6, 8)	G3	B 1 SAFE CS 1-2	F8	2B HR 1-2 1B	L6-3 1-1	G4-3			3 2	1 0	1 0	0 0	0 0	0 0	0 2
Toby Hall, R (1, 2) OBP: 0.400, SLG: 0.600 Russell Branyan, L (6, 5) OBP: 0.286, SLG: 0.571	G5-3	24 WP 1B		HR 1-3 2-H 2B	G4-3				3 1	1 0	2 0	1 0	0 0	0 0	0 0
Nick Green, R (1, 4) OBP: 0.333, SLG: 0.778 (6, 7)	67 BB 24 BB 1B	K		2-H 3-H HR	F7				4	1	2	3	0	1	1
24 Sean Burroughs, L (1, 5) Ty Wigginton, R (6, 3) OBP: 0.400, SLG: 0.500	67 BB 1-2 BB	K 1-2			L8	P4			2 1	0 0	0 0	0 0	1 0	1 0	1 0
67 Elijah Dukes, R (1, 8) OBP: 0.833, SLG: 2.000 39 Darnell McDonald, R (6, 9) OBP: 0.600, SLG: 0.667	1-2 2-3 BB			HR	S 1B BB	17 1B 2B			1 1	1 1	1 1	1 0	2 0	0 0	0 0

Inning Stats	1	2	3	4	5	6	7	8	9
	R: 0 E: 0 K: 0 S: 3	H: 0 LOB: 0 BB: 0 P: 3	R: 1 E: 0 K: 0 S: 5	H: 2 LOB: 3 BB: 2 P: 13	R: 0 E: 0 K: 0 S: 4	H: 2 LOB: 0 BB: 0 P: 6	R: 0 E: 0 K: 2 S: 8	H: 1 LOB: 1 BB: 0 P: 9	R: 1 E: 0 K: 0 S: 3	H: 1 LOB: 0 BB: 1 P: 7	R: 4 E: 0 K: 0 S: 8	H: 5 LOB: 2 BB: 1 P: 13	R: 0 E: 0 K: 0 S: 3	H: 1 LOB: 0 BB: 0 P: 3	R: 1 E: 0 K: 0 S: 5	H: 2 LOB: 1 BB: 0 P: 5	R: 0 E: 0 K: 0 S: 4	H: 1 LOB: 1 BB: 0 P: 4

1B: 10 2B: 4 3B: 0 HR: 3	SF: 0 SAC: 0 DP: 2 HBP: 0	WP: 1 PB: 0 SB: 2 CS: 1	PA: 42
---	---	---	---

PITCHER		IP	WLS	BF	H	R	ER	SO	BB	IBB	HBP	BLK	WP	HR	S	P	ERA	WHIP
Phil Dumatrait, L ERA: 4.5	(1, 1)	2.0	L	10	2	1	1	0	2	0	0	0	0	1	8	16	4.50	2.000
Jimmy Journell, R ERA:	(3, 1)	1.0		3	2	0	0	0	0	0	0	0	0	0	4	6	0.00	2.000
60 Ben Kozlowski, L ERA: 11.25	(4, 1)	2.0		8	2	1	1	2	1	0	0	0	1	1	11	16	4.50	1.500
Bubba Nelson, R ERA: 21.6	(6, 1)	0.2		8	5	4	4	0	1	0	0	0	0	1	7	11	54.00	9.000
Chris Michalak, L ERA:	(6, 1)	0.1		1	0	0	0	0	0	0	0	0	0	0	1	2	0.00	0.000

PITCHER		IP	WLS	BF	H	R	ER	SO	BB	IBB	HBP	BLK	WP	HR	S	P	ERA	WHIP
Chris Hammond, L ERA:	(7, 1)	1.0		3	1	0	0	0	0	0	0	0	0	0	3	3	0.00	1.000
Jason Standridge, R ERA: 4.5	(8, 1)	1.0		4	2	1	1	0	0	0	0	0	0	0	5	5	9.00	2.000
56 Todd Coffey, R ERA:	(9, 1)	1.0		4	1	0	0	0	0	0	0	0	0	0	4	4	0.00	1.000

TOP

Tampa Bay Devil Rays @ Cincinnati Reds

Ed Smith Stadium, Sarasota, FL

Sun Mar 05 2006, 1:05 PM EST

Att. 4,062 - Sunny - 73 F

livebaseballscorecards.com

AB	37
R	7
H	15
RBI	7
BB	4
SO	2
LOB	14

BOTTOM

Batter	1	2	3	4	5	6	7	8	9	AB	R	H	RBI	BB	SO	LOB
6 Ryan Freel, R (1, 8) OBP: 0.091, SLG: 0.091 27 Chris Denorfia, R (6, 8) OBP: 0.273, SLG: 0.222	C S C 0-3 K ①		x 0-0 L9 ③		x 0-0 P3 ③			x 0-0 L5 ① 2-3 3-H	x 0-0 SF8 ① 2-3 3-H	3 1	0 0	0 0	0 1	0 0	1 0	4 0
Tony Womack, L (1, 4) OBP: 0.375, SLG: 0.375 54 Andy Abad, L (7, 3) OBP: 0.500, SLG: 0.500	x 0-0 G3-1 ②			x 0-0 B5-3 ①		x 0-0 L6 ① 2-H		x 0-0 70 G6-3 1B	B x 1-0 P2 ② 1-2 3-H	3 2	0 0	0 1	0 0	0 0	0 0	0 1
Felipe Lopez, S (1, 6) OBP: 0.111, SLG: 0.111 70 Earl Snyder, R (7, 5) OBP: 0.286, SLG: 0.167	x 0-0 G6-3 ③			x 0-0 F8 ②		x 0-0 F8 ②		x 0-0 G6-3 ② 1-2	x 0-0 G2-3 ③	3 2	0 0	0 0	0 0	0 0	0 0	0 3
Adam Dunn, L (1, 7) OBP: 0.250, SLG: 0.750 9 Jacob Cruz, L (5, 7) OBP: 0.636, SLG: 0.714		C S C 0-3 K ①		C S S 0-3 K ③		x 0-0 12 1B 2B		x 0-0 G4-3 ③		2 2	0 1	0 1	0 0	0 0	2 0	0 1
12 Edwin Encarnación, R (1, 5) OBP: 0.571, SLG: 1.417 68 Anderson Machado, S (6, PR) (7, 5) (7, 6) Karl Rhodes, L (9, PH) OBP: 0.375, SLG: 0.625		x 0-0 P4 ②			x 0-0 F8 ①	x 0-0 2-H 1B			x 0-0 67 1B 1B 2B	3 0 1	0 0 1	1 0 1	1 0 1	0 0 0	0 0 0	0 0 0
Scott Hatteberg, L (1, 3) OBP: 0.222, SLG: 0.556 67 Aaron Herr, R (7, 4) OBP: 0.333, SLG: 0.333		C S S 0-3 K ③			x 0-0 G6-3 ②	x 0-0 G4-3 ③			x 0-0 1B 1B 2-3 1B	3 1	0 1	0 1	0 0	0 0	1 0	1 0
Austin Kearns, R (1, 9) OBP: 0.333, SLG: 0.286 Quinton McCracken, S (8, 9) OBP: 0.600, SLG: 0.556			B B B B 4-0 G6-4-3 BB		B B B B 4-0 HBP S BB		x 0-0 G4-3 ①		x 0-0 29 BB 27 SF8 1B 1-2 3-H 1B	1 1	0 1	0 1	0 1	0 0	2 0	0 0
Jason LaRue, R (1, 10) OBP: 0.333, SLG: 0.250 77 Aaron Holbert, R (9, PR) OBP: 0.667, SLG: 1.667			x 0-0 G6-4-3 ① ② 1-2f		B B B H 4-0 HBP 1-2 HBP		C S S 0-3 K ②		x 0-0 27 SF8 29 BB 54 WP 1-2 2-H 1B	3 0	0 1	1 0	1 0	0 0	1 0	1 0
Dane Sardinha, R (1, 2) OBP: 0.667, SLG: 0.400 29 Miguel Perez, R (8, 2) OBP: 0.286, SLG: 0.200			B H 2-0 HBP		B H 2-0 1-2 2-3 HBP		C S S 0-3 K ③		B B B B 4-0 54 WP 1-2 2-3 BB	1 0	0 0	0 0	0 0	0 1	1 0	0 0
Inning Stats	R: 0 E: 0 K: 1 S: 5 H: 0 LOB: 0 BB: 0 P: 5	R: 0 E: 0 K: 2 S: 7 H: 0 LOB: 0 BB: 0 P: 7	R: 0 E: 0 K: 0 S: 2 H: 0 LOB: 1 BB: 1 P: 8	R: 0 E: 0 K: 1 S: 5 H: 0 LOB: 0 BB: 0 P: 5	R: 0 E: 0 K: 0 S: 3 H: 0 LOB: 3 BB: 1 P: 13	R: 1 E: 0 K: 0 S: 5 H: 2 LOB: 1 BB: 0 P: 5	R: 0 E: 0 K: 2 S: 7 H: 0 LOB: 0 BB: 0 P: 7	R: 0 E: 0 K: 0 S: 4 H: 1 LOB: 1 BB: 0 P: 4	R: 4 E: 0 K: 0 S: 7 H: 4 LOB: 2 BB: 1 P: 12	1B: 5 2B: 2 3B: 0 HR: 0 SF: 1 SAC: 0 DP: 1 HBP: 3	WP: 1 PB: 0 SB: 1 CS: 0 PA: 39					

PITCHER		IP	WLS	BF	H	R	ER	SO	BB	IBB	HBP	BLK	WP	HR	S	P	ERA	WHIP
36 Edwin Jackson, R ERA:	(1, 1)	2.0	W	6	0	0	0	3	0	0	0	0	0	0	12	12	0.00	0.000
Brian Stokes, R ERA:	(3, 1)	2.0		7	0	0	0	1	1	0	1	0	0	0	7	13	0.00	0.500
Carlos Hines, R ERA:	(5, 1)	1.0		6	0	0	0	0	1	0	2	0	0	0	3	13	0.00	1.000
52 Wayne Franklin, L ERA: 3.0	(6, 1)	2.0		8	2	1	1	2	0	0	0	0	0	0	12	12	4.50	1.000
56 Tim Corcoran, R ERA: 81.0	(8, 1)	1.0		8	5	4	4	0	0	0	0	0	0	0	8	8	36.00	5.000

PITCHER		IP	WLS	BF	H	R	ER	SO	BB	IBB	HBP	BLK	WP	HR	S	P	ERA	WHIP
Jason Childers, R ERA:	(9, 1)	1.0	S	4	0	0	0	0	1	0	0	0	1	0	3	8	0.00	1.000

Tampa Bay Devil Rays @ Cincinnati Reds
Ed Smith Stadium, Sarasota, FL
Sun Mar 05 2006, 1:05 PM EST
Att. 4,062 - Sunny - 73 F

livebaseballscorecards.com

AB	32
R	5
H	7
RBI	4
BB	3
SO	6
LOB	11

Batter	1	2	3	4	5	6	7	8	9	AB	R	H	RBI	BB	SO	LOB
8 Shane Victorino, S (1, 8) OBP: 0.333, SLG: 0.421	G4-6-3 1B		1B		K			F8		3	0	2	0	0	1	0
9 Michael Bourn, L (5, 8)										1	0	0	0	0	0	0
Chris Roberson, S (1, 7) OBP: 0.294, SLG: 0.647	G4-6-3 1-2f		P6		K			1B		4	0	1	0	0	1	2
Abraham Nunez, S (1, 5) OBP: 0.231, SLG: 0.417	6 E BB			G4-3		F9		K		3	0	0	0	1	1	1
68 Bobby Scales, S (8, 5)										0	0	0	0	0	0	0
6 Ryan Howard, L (1, 3) OBP: 0.538, SLG: 1.077	K 1-3			64 G3-1 1B		G5-3			HBP BB	3	1	1	0	0	1	1
12 Josh Kroeger, L (6, 9) OBP: 0.500, SLG: 0.333										0	0	0	0	1	0	0
64 Shawn Garrett, S (1, 9) OBP: 0.417, SLG: 0.727		G5-3		G3-1 1-2		G5-3			K	4	0	0	0	0	1	2
(6, 3)																
Alex Gonzalez, R (1, 6) OBP: 0.222, SLG: 0.125		K		WP 2-H 1B			K		G4-3	4	0	1	1	0	2	1
Joe Thurston, L (1, 4) OBP: 0.286, SLG: 0.500		G4-3		K 1-2			G6-3		1-2 HBP	3	0	0	0	0	1	1
Sal Fasano, R (1, 2) OBP: 0.375, SLG: 0.875			F7		HR		F7		G4-3	3	1	1	1	0	0	0
Aaron Fultz, L (7, 1)										0	0	0	0	0	0	0
Danny Sandoval, S (9, PH) OBP: 0.143, SLG: 0.143										1	0	0	0	0	0	2
Ryan Franklin, R (1, 1)			P5		G5-3			K		0	0	0	0	0	0	0
73 John Vanden Berg, R (3, PH) OBP: 0.167, SLG: 0.167										1	0	0	0	0	0	0
Gavin Floyd, R (3, 1)										1	0	0	0	0	0	0
48 Brian Sanches, R (5, 1)										0	0	0	0	0	0	0
27 Chris Coste, R (7, 2) OBP: 0.429, SLG: 0.857										1	0	0	0	0	1	0
Inning Stats	R: 0 E: 1 K: 1 S: 5 H: 1 LOB: 1 BB: 1 P: 9	R: 0 E: 0 K: 1 S: 5 H: 0 LOB: 0 BB: 0 P: 5	R: 0 E: 0 K: 0 S: 4 H: 1 LOB: 1 BB: 0 P: 4	R: 1 E: 0 K: 1 S: 7 H: 2 LOB: 1 BB: 0 P: 7	R: 1 E: 0 K: 2 S: 8 H: 1 LOB: 0 BB: 0 P: 8	R: 0 E: 0 K: 0 S: 3 H: 0 LOB: 0 BB: 0 P: 3	R: 0 E: 0 K: 1 S: 5 H: 0 LOB: 0 BB: 0 P: 5	R: 0 E: 0 K: 2 S: 8 H: 1 LOB: 1 BB: 0 P: 8	R: 0 E: 0 K: 1 S: 5 H: 0 LOB: 2 BB: 1 P: 10	1B: 5 2B: 0 3B: 0 HR: 1 SF: 0 SAC: 0 DP: 1 HBP: 1	WP: 1 PB: 0 SB: 0 CS: 0 PA: 35					

PITCHER		IP	WLS	BF	H	R	ER	SO	BB	IBB	HBP	BLK	WP	HR	S	P	ERA	WHIP
Brandon Claussen, L ERA:	(1, 1)	3.0	W	11	2	0	0	2	1	0	0	0	0	0	14	18	0.00	1.000
31 Matt Belisle, R ERA: 9.0	(4, 1)	1.0		5	2	1	1	1	0	0	0	0	1	0	7	7	9.00	2.000
25 David Weathers, R ERA: 18.0	(5, 1)	1.0		4	1	1	1	2	0	0	0	0	0	1	8	8	9.00	1.000
37 Brian Shackelford, L ERA: 4.5	(6, 1)	1.0	H	3	0	0	0	0	0	0	0	0	0	0	3	3	0.00	0.000
Rick White, R ERA: 9.0	(7, 1)	1.0	H	3	0	0	0	1	0	0	0	0	0	0	5	5	0.00	0.000

PITCHER		IP	WLS	BF	H	R	ER	SO	BB	IBB	HBP	BLK	WP	HR	S	P	ERA	WHIP
Luke Hudson, R ERA: 3.0	(8, 1)	1.0	H	4	1	0	0	2	0	0	0	0	0	0	8	8	0.00	1.000
Allan Simpson, R ERA:	(9, 1)	1.0	S	5	0	0	0	1	1	0	1	0	0	0	5	10	0.00	1.000

TOP

Philadelphia Phillies @ Cincinnati Reds

Ed Smith Stadium, Sarasota, FL

Mon Mar 06 2006, 1:05 PM EST

Att. 4,538 - Sunny - 70 F

livebaseballscorecards.com

AB	32
R	2
H	6
RBI	2
BB	2
SO	9
LOB	10

BOTTOM

Philadelphia Phillies @ Cincinnati Reds

Ed Smith Stadium, Sarasota, FL

Mon Mar 06 2006, 1:05 PM EST

Att. 4,538 - Sunny - 70 F

livebaseballscorecards.com

Batter	1	2	3	4	5	6	7	8	9	AB	R	H	RBI	BB	SO	LOB
Tony Womack, L (1, 4) OBP: 0.364, SLG: 0.364	F8	CS 1B 2-3		L9			G1-3			3	0	1	0	0	0	2
25 David Weathers, R (5, 1)										0	0	0	0	0	0	0
Joey Votto, L (6, 3) OBP: 0.500, SLG: 0.500										1	0	0	0	0	0	0
Felipe Lopez, S (1, 6) OBP: 0.083, SLG: 0.083	G4-3	CS 1-2	F7		G4-3			70 HR 1B		3	0	0	0	0	0	0
27 Brian Buchanan, R (6, 9) OBP: 0.750, SLG: 1.000										1	1	1	0	0	0	0
Austin Kearns, R (1, 9) OBP: 0.333, SLG: 0.300	1B		G5-3		K			B2		3	0	1	0	0	1	0
Ray Olmedo, S (6, 6) OBP: 0.286, SLG: 0.286										1	0	0	0	0	0	1
Adam Dunn, L (1, 3) OBP: 0.182, SLG: 0.545	G4-3		G4-3		K			1-H HR		3	0	0	0	0	1	1
37 Brian Shackelford, L (6, 1)										0	0	0	0	0	0	0
70 Earl Snyder, R (7, 5) OBP: 0.375, SLG: 0.714										1	1	1	2	0	0	0
Rich Aurilia, R (1, 5) OBP: 0.333, SLG: 0.375		F9		F8		P4		BB		3	0	0	0	0	0	0
Dane Sardinha, R (7, 2) OBP: 0.700, SLG: 0.400										0	0	0	0	1	0	0
Jason LaRue, R (1, 2) OBP: 0.417, SLG: 0.222	G6-3 27 1B 2B HBP			FC4-6 27 BB 1B BB	K	K		F8		1	2	0	0	1	1	0
Rick White, R (7, 1)										0	0	0	0	0	0	0
54 Andy Abad, L (8, 7) OBP: 0.444, SLG: 0.444										1	0	0	0	0	0	1
27 Chris Denorfia, R (1, 8) OBP: 0.333, SLG: 0.250	G6-3 2B 1B 1-2			FC4-6 1B BB 1-2		K		F7		3	1	1	0	1	1	1
Quinton McCracken, S (1, 7) OBP: 0.615, SLG: 0.583	G6-3 1-2 2-3			FC4-6 1B 1-2 2-3			77 G6-3 1B			3	0	2	0	0	0	2
Luke Hudson, R (8, 1)										0	0	0	0	0	0	0
Allan Simpson, R (9, 1)										0	0	0	0	0	0	0
Brandon Claussen, R (1, 1) OBP: 1.000, SLG: 2.000	1B 2B 2-H 3-H			FC4-6 1-2f 2-3 3-H			G6-3 1-2f			1	0	1	2	0	0	0
31 Matt Belisle, R (4, 1)										0	0	0	0	0	0	0
Scott Hatteberg, L (4, PH) OBP: 0.200, SLG: 0.500										1	0	0	1	0	0	2
77 Aaron Holbert, R (5, 4) OBP: 0.500, SLG: 1.250										1	0	0	0	0	0	1
Inning Stats	R: 0 E: 0 K: 0 S: 4 H: 1 LOB: 1 BB: 0 P: 4	R: 2 E: 0 K: 0 S: 6 H: 3 LOB: 1 BB: 0 P: 7	R: 0 E: 0 K: 0 S: 3 H: 0 LOB: 0 BB: 0 P: 3	R: 1 E: 0 K: 0 S: 4 H: 1 LOB: 2 BB: 2 P: 12	R: 0 E: 0 K: 2 S: 7 H: 0 LOB: 0 BB: 0 P: 7	R: 0 E: 0 K: 2 S: 7 H: 0 LOB: 0 BB: 0 P: 7	R: 0 E: 0 K: 0 S: 3 H: 1 LOB: 0 BB: 0 P: 3	R: 2 E: 0 K: 0 S: 5 H: 2 LOB: 1 BB: 1 P: 9		1B: 6 2B: 1 3B: 0 HR: 1	SF: 0 SAC: 0 DP: 1 HBP: 1						

	AB	30
	R	5
	H	8
	RBI	5
	BB	3
	SO	4
	LOB	11

WP: 0 PB: 0 SB: 0 CS: 1 PA: 35

PITCHER		IP	WLS	BF	H	R	ER	SO	BB	IBB	HBP	BLK	WP	HR	S	P	ERA	WHIP
Ryan Franklin, R ERA: 9.0	(1, 1)	2.0	L	10	4	2	2	0	0	0	1	0	0	0	10	11	9.00	2.000
Gavin Floyd, R ERA: 3.86	(3, 1)	2.2		11	1	1	1	1	2	0	0	0	0	0	11	19	3.38	1.125
48 Brian Sanches, R ERA:	(5, 1)	1.1		4	0	0	0	3	0	0	0	0	0	0	10	10	0.00	0.000
Aaron Fultz, L ERA: 11.25	(7, 1)	2.0		9	3	2	2	0	1	0	0	0	0	1	8	12	9.00	2.000

PITCHER		IP	WLS	BF	H	R	ER	SO	BB	IBB	HBP	BLK	WP	HR	S	P	ERA	WHIP

Batter	1	2	3	4	5	6	7	8	9	AB	R	H	RBI	BB	SO	LOB
6 Ryan Freel, R (1, 4) OBP: 0.071, SLG: 0.071 70 Earl Snyder, R (7, PH) OBP: 0.400, SLG: 0.667 (7, 5)	F8			G4-3		G1-3	1B		L5-4	3	0	0	0	0	0	0
									2-2	2	0	1	0	0	0	3
Felipe Lopez, S (1, 6) OBP: 0.200, SLG: 0.267 71 Derek Wathan, S (6, PR) (6, 5) (7, 4)	CS 1B			12 G4-3 2B		K 1B 12 2B	F8		P5	3	0	2	0	0	1	0
										2	1	0	0	0	0	3
Scott Hatteberg, L (1, 3) OBP: 0.308, SLG: 0.500 Joey Votto, L (6, PR) OBP: 0.429, SLG: 0.400 (6, 3)	B 1 SAFE 1-2 G1-3			2-0 12 G4-3 HBP		1-2 12 2B 1B		K		2	0	1	0	0	0	1
										1	1	0	0	0	1	0
12 Edwin Encarnación, R (1, 5) OBP: 0.529, SLG: 1.267 Ray Olmedo, S (6, PR) OBP: 0.250, SLG: 0.250 (6, 6)		G5-3		G4-3 1-2 2-3		1-H 2-H 2B		G5-3		3	0	1	2	0	0	2
										1	0	0	0	0	0	0
9 Jacob Cruz, L (1, 10) OBP: 0.571, SLG: 0.556 Karl Rhodes, L (8, PH) OBP: 0.333, SLG: 0.556 (8, 10)		F7		L6		BB		K		2	0	0	0	1	0	2
										1	0	0	0	0	1	0
Austin Kearns, R (1, 9) OBP: 0.267, SLG: 0.231 27 Brian Buchanan, R (6, 9) OBP: 0.800, SLG: 1.000		K			K	K			27 BB 54 BB 80 1B 1B	3	0	0	0	0	3	2
										1	1	1	0	0	0	0
54 Andy Abad, L (1, 7) OBP: 0.385, SLG: 0.333			G4-3	G1		G4-3			80 1B 27 BB 1-2 BB	3	0	0	0	1	0	2
Quinton McCracken, S (1, 8) OBP: 0.600, SLG: 0.538 27 Chris Denorfia, R (5, 8) OBP: 0.353, SLG: 0.231			G4-3	BB			G1-3		70 L5-4 80 1B 1-2 2-3 BB	1	0	0	0	1	0	0
										1	0	0	0	1	0	0
Dane Sardinha, R (1, 2) OBP: 0.538, SLG: 0.250 80 Steve Torrealba, R (8, 2) OBP: 1.000, SLG: 1.000			G6-3		K		K		1-2 2-3 3-H 1B	3	0	0	0	0	2	1
										1	0	1	1	0	0	0
Inning Stats	R: 0 E: 0 K: 0 S: 3 H: 1 LOB: 0 BB: 0 P: 4	R: 0 E: 0 K: 1 S: 5 H: 0 LOB: 0 BB: 0 P: 5	R: 0 E: 0 K: 0 S: 3 H: 0 LOB: 0 BB: 0 P: 3	R: 0 E: 0 K: 0 S: 4 H: 1 LOB: 2 BB: 0 P: 6	R: 0 E: 0 K: 2 S: 7 H: 0 LOB: 1 BB: 1 P: 11	R: 2 E: 0 K: 2 S: 10 H: 2 LOB: 2 BB: 1 P: 14	R: 0 E: 0 K: 1 S: 6 H: 1 LOB: 1 BB: 0 P: 6	R: 0 E: 0 K: 2 S: 7 H: 0 LOB: 0 BB: 0 P: 7	R: 1 E: 0 K: 0 S: 4 H: 2 LOB: 2 BB: 2 P: 12	1B: 5 2B: 3 3B: 0 HR: 0 SF: 0 SAC: 0 DP: 1 HBP: 1							

TOP

Cincinnati Reds @ Toronto Blue Jays

Knology Park, Dunedin, FL

Tue Mar 07 2006, 1:05 PM EST

Att. 2,609 - Sunny - 77 F

livebaseballscorecards.com

AB	33
R	3
H	7
RBI	3
BB	4
SO	8
LOB	16

WP: 1 PB: 0 SB: 0 CS: 1 PA: 38

PITCHER		IP	WLS	BF	H	R	ER	SO	BB	IBB	HBP	BLK	WP	HR	S	P	ERA	WHIP
32 Roy Halladay, R ERA:	(1, 1)	3.0	W	9	1	0	0	1	0	0	0	0	0	0	11	12	0.00	0.333
Scott Schoeneweis, L ERA:	(4, 1)	1.0		5	1	0	0	0	0	0	1	0	0	0	4	6	0.00	1.000
Pete Walker, R ERA:	(5, 1)	1.0		4	0	0	0	2	1	0	0	0	0	0	7	11	0.00	1.000
37 Scott Downs, L ERA: 6.0	(6, 1)	1.0		7	2	2	2	2	1	0	0	0	1	0	10	14	18.00	3.000
Vinnie Chulk, R ERA:	(7, 1)	1.0	H	4	1	0	0	1	0	0	0	0	0	0	6	6	0.00	1.000

PITCHER		IP	WLS	BF	H	R	ER	SO	BB	IBB	HBP	BLK	WP	HR	S	P	ERA	WHIP
67 Matt Blank, L ERA: 18.0	(8, 1)	1.0	H	3	0	0	0	2	0	0	0	0	0	0	7	7	0.00	0.000
Ismael Ramirez, R ERA: 13.5	(9, 1)	1.0		6	2	1	1	0	2	0	0	0	0	0	4	12	9.00	4.000

BOTTOM

Cincinnati Reds @ Toronto Blue Jays

Knology Park, Dunedin, FL

Tue Mar 07 2006, 1:05 PM EST

Att. 2,609 - Sunny - 77 F

livebaseballscorecards.com

Batter	1	2	3	4	5	6	7	8	9	AB	R	H	RBI	BB	SO	LOB
68 Wayne Lydon, S (1, 8) OBP: 0.600, SLG: 0.800 Miguel Negron, L (8, 8) OBP: 0.333, SLG: 0.364	0-0 9 1B HR 2B	0-0 G6-3		0-0 9 G3 1B		0-0 G4-3 2-3				4 0	1 0	2 0	0 0	0 0	0 0	1 0
9 Gregg Zaun, S (1, 2) OBP: 0.600, SLG: 0.750 Guillermo Quiroz, R (5, 2) OBP: 0.143, SLG: 0.286	0-0 2-3 HR 1B	BBB 4-0 BB		0-0 G3 1-2		CCC 0-3 K				2 1	1 0	1 0	0 0	1 0	0 1	1 1
Shea Hillenbrand, R (1, 3) OBP: 0.400, SLG: 0.900 43 Kevin Barker, L (4, PH) OBP: 0.375, SLG: 0.733 (5, 3)	0-0 1-H 3-H HR	0-0 G6-3		0-0 F7			0-0 G1-6-3			2 2	1 0	1 0	3 0	0 0	0 0	1 1
25 Troy Glaus, R (1, 5) OBP: 0.444, SLG: 0.750 23 John Hattig, S (5, 5) OBP: 0.100, SLG: 0.200	0-0 G5-3		0-0 F8 59 2B 1B 1B		SSS 0-3 K		SSS 0-3 K			2 2	1 0	1 0	0 0	0 0	0 2	0 0
Eric Hinske, L (1, 9) OBP: 0.545, SLG: 1.000 21 Chad Mottola, R (6, 9) OBP: 0.300, SLG: 0.222	BBBB 4-0 2B BB	0-0 F7			0-0 G3-1		0-0 P5			2 1	1 0	0 0	0 0	1 0	0 0	1 0
John-Ford Griffin, L (1, 7) OBP: 0.750, SLG: 1.500 Rob Cosby, R (8, 7) OBP: 0.286, SLG: 0.231	0-0 1-H 2B	0-0 1-2 59 2B 1B			BBBB 4-0 BB			0-0 F7		2 1	0 0	2 0	1 0	1 0	0 0	0 0
Sergio Santos, R (1, 6) OBP: 0.125, SLG: 0.250 46 Luis Figueroa, S (8, 6) OBP: 0.333, SLG: 0.444	0-0 P1	0-0 F8 2-3			0-0 G4-3			0-0 G3-1		3 1	0 0	0 0	0 0	0 0	0 0	4 0
59 Curtis Thigpen, R (1, 10) OBP: 0.333, SLG: 0.500 49 Erik Kratz, R (8, PH) OBP: 1.000, SLG: 4.000 (9, 10)	BBBSSS 3-3 K	0-0 1-H 3-H 2B				0-0 68 G4-3 2B		0-0 HR		3 1	0 1	2 1	1 1	0 0	1 0	1 0
4 Ryan Roberts, R (1, 4) OBP: 0.231, SLG: 0.091		0-0 F8		CCC 0-3 K		0-0 P4		0-0 F8		4	0	0	0	0	1	1
Inning Stats	R: 4 H: 4 E: 0 LOB: 1 K: 1 BB: 1 S: 9 P: 16	R: 0 H: 0 E: 0 LOB: 1 K: 0 BB: 1 S: 3 P: 7	R: 1 H: 3 E: 0 LOB: 2 K: 0 BB: 0 S: 5 P: 5	R: 0 H: 1 E: 0 LOB: 1 K: 1 BB: 0 S: 6 P: 6	R: 0 H: 0 E: 0 LOB: 1 K: 1 BB: 1 S: 5 P: 9	R: 0 H: 1 E: 0 LOB: 1 K: 1 BB: 0 S: 6 P: 6	R: 0 H: 0 E: 0 LOB: 0 K: 1 BB: 0 S: 5 P: 5	R: 1 H: 1 E: 0 LOB: 0 K: 0 BB: 0 S: 4 P: 4		1B: 4 SF: 0 2B: 4 SAC: 0 3B: 0 DP: 0 HR: 2 HBP: 0						

	AB	33
	R	6
	H	10
	RBI	6
	BB	3
	SO	5
	LOB	12

WP: 0 PA: 36
PB: 0
SB: 0
CS: 0

PITCHER		IP	WLS	BF	H	R	ER	SO	BB	IBB	HBP	BLK	WP	HR	S	P	ERA	WHIP
22 Eric Milton, L ERA: 54.0	(1, 1)	0.2	L	7	4	4	4	0	1	0	0	0	0	1	6	10	54.00	7.500
Chris Michalak, L ERA:	(1, 1)	0.1		1	0	0	0	1	0	0	0	0	0	0	3	6	0.00	0.000
Justin Germano, R ERA: 5.4	(2, 1)	3.0		13	4	1	1	1	1	0	0	0	0	0	14	18	3.00	1.667
56 Todd Coffey, R ERA:	(5, 1)	1.0		4	0	0	0	1	1	0	0	0	0	0	5	9	0.00	1.000
54 Elizardo Ramirez, R ERA: 2.25	(6, 1)	2.0		7	1	0	0	2	0	0	0	0	0	0	11	11	0.00	0.500

PITCHER		IP	WLS	BF	H	R	ER	SO	BB	IBB	HBP	BLK	WP	HR	S	P	ERA	WHIP
Mike Burns, R ERA: 2.25	(8, 1)	1.0		4	1	1	1	0	0	0	0	0	0	1	4	4	9.00	1.000

Cincinnati Reds @ Minnesota Twins

Hammond Stadium, Fort Myers, FL

Wed Mar 08 2006, 1:05 PM EST

Att. 7,084 - Sunny - 72 F

livebaseballscorecards.com

TOP

Batter	1	2	3	4	5	6	7	8	9	AB	R	H	RBI	BB	SO	LOB
15 Dewayne Wise, L (1, 9) OBP: 0.750, SLG: 1.375	0-0 1B 2B	0-0 1-2 1B			0-0 HR	0-0 ③ G1-3			0-0 ② G4-3 2-3	3	1	3	1	0	0	0
27 Brian Buchanan, R (5, 9) OBP: 0.571, SLG: 0.714										2	0	0	0	0	0	4
Rich Aurilia, R (1, 4) OBP: 0.231, SLG: 0.250	0-0 ① P4	0-3 ③ K			0-0 ① F8		0-0 ① G6-3		0-0 3-H 1B	4	0	0	0	0	1	3
67 Aaron Herr, R (7, 4) OBP: 0.500, SLG: 0.500	SSC									1	0	1	1	0	0	0
Scott Hatteberg, L (1, 3) OBP: 0.353, SLG: 0.500	0-0 BB 2-3 1B		0-0 ① F9		0-0 CS 1B		0-0 ② P5		0-0 ③ F8	4	0	2	0	0	0	0
Joey Votto, L (7, 3) OBP: 0.375, SLG: 0.333										1	0	0	0	0	0	2
12 Edwin Encarnación, R (1, 5) OBP: 0.500, SLG: 1.278	0-0 ② P3		0-0 HR		0-0 ② F8		0-0 ③ P4			3	1	1	1	0	0	3
70 Earl Snyder, R (6, 5) OBP: 0.364, SLG: 0.600										1	0	0	0	0	0	0
Karl Rhodes, L (1, 10) OBP: 0.385, SLG: 0.500	BBBB 4-0 1-2 BB		0-0 ② F9		S 0-1 ③ CS 1-2	0-0 BB 1B		0-0 ① F7		3	0	1	0	1	0	0
27 Chris Denorfia, R (1, 8) OBP: 0.286, SLG: 0.176	0-0 ③ G4-3		0-0 ③ F9			0-0 ① P3		0-0 ② G6-3		4	0	0	0	0	0	4
54 Andy Abad, L (1, 7) OBP: 0.353, SLG: 0.267		BBBB 4-0 15 1B BB		0-0 ① G4-3		SSC 0-3 ② K		0-0 ③ G4-3		3	0	0	0	1	1	1
Ray Olmedo, S (1, 6) OBP: 0.250, SLG: 0.250	0-0 ① B2		SSC 0-3 ② K			0-0 BB 1-2 1B			0-0 ① G4-3	4	0	1	0	0	1	1
80 Steve Torrealba, R (9, 2) OBP: 1.000, SLG: 1.000										0	0	0	0	0	0	0
Dane Sardinha, R (1, 2) OBP: 0.529, SLG: 0.364	0-0 ② P2		0-0 ③ G4-3			BBBB 4-0 1-2 2-3 BB			0-0 27 G4-3 67 1B 2B	3	0	1	0	1	0	1
77 Aaron Holbert, R (9, PR) OBP: 0.500, SLG: 1.250										0	1	0	0	0	0	0
(9, 6)																

	AB	36
	R	3
	H	10
	RBI	3
	BB	3
	SO	3
	LOB	19

Inning Stats																						
	R: 0	H: 2	R: 0	H: 1	R: 1	H: 1	R: 0	H: 0	R: 1	H: 2	R: 0	H: 2	R: 0	H: 0	R: 0	H: 0	R: 1	H: 2	1B: 6	SF: 0	WP: 0	PA: 40
	E: 0	LOB: 3	E: 0	LOB: 2	E: 0	LOB: 0	E: 0	LOB: 0	E: 0	LOB: 0	E: 0	LOB: 3	E: 0	LOB: 0	E: 0	LOB: 0	E: 0	LOB: 2	2B: 2	SAC: 0	PB: 0	
	K: 0	BB: 1	K: 1	BB: 1	K: 0	BB: 0	K: 1	BB: 0	K: 0	BB: 0	K: 1	BB: 1	K: 0	BB: 0	K: 0	BB: 0	K: 0	BB: 0	3B: 0	DP: 0	SB: 0	
	S: 5	P: 9	S: 6	P: 10	S: 4	P: 4	S: 5	P: 5	S: 5	P: 5	S: 7	P: 11	S: 3	P: 3	S: 3	P: 3	S: 5	P: 5	HR: 2	HBP: 0	CS: 1	

PITCHER		IP	WLS	BF	H	R	ER	SO	BB	IBB	HBP	BLK	WP	HR	S	P	ERA	WHIP
30 Scott Baker, R ERA: 1.59	(1, 1)	3.0		15	4	1	1	1	2	0	0	0	0	1	15	23	3.00	2.000
54 Matt Guerrier, R ERA: 5.4	(4, 1)	2.0		7	2	1	1	1	0	0	0	0	0	1	10	10	4.50	1.000
Dave Gassner, L ERA: 1.8	(6, 1)	2.0		9	2	0	0	1	1	0	0	0	0	0	10	14	0.00	1.500
Adam Harben, R ERA: 10.8	(8, 1)	2.0	L	8	2	1	1	0	0	0	0	0	0	0	8	8	4.50	1.000

PITCHER	IP	WLS	BF	H	R	ER	SO	BB	IBB	HBP	BLK	WP	HR	S	P	ERA	WHIP

Batter	1	2	3	4	5	6	7	8	9	AB	R	H	RBI	BB	SO	LOB
16 Jason Kubel, L (1, 7) OBP: 0.300, SLG: 0.250 Jason Tyner, L (5, PR) OBP: 0.500, SLG: 0.400 (6, 7)	P6		G6-3		G6-3, 24 1B, 1B		BBBB, 41 2B, BB		H, 61 G6-4-3, 1-2 2-3, HBP	3 0 0 1	1 0 0 0	0 1 0 1	0 0 1 0	0 0 0 1	0 0 0 0	0 0 0 0
Luis Castillo, S (1, 4) OBP: 0.643, SLG: 0.375 61 Tommy Watkins, R (6, 4)	BBBB, 4-0, 7 FC4-6, BB		BBBB, 4-0, BB		0-0, G6-3, 1-2		SSS, 0-3, K		0-0, G6-4-3, 1-2f	1 0 2 0	0 0 0 0	0 2 0 1	0 1 0 4	0 0 0 1	1 0 2 0	1 0 4 0
7 Joe Mauer, L (1, 2) OBP: 0.333, SLG: 0.500 41 Chris Heintz, R (6, 2) OBP: 0.400, SLG: 0.600	0-0, FC4-6, 24 FC5-4, 1-2f		0-0, F7		0-0, L7		0-0, 1-H, 2B			3 0 1 0	0 0 1 0	0 0 1 0	0 0 0 0	0 0 0 0	0 0 0 0	4 0 0 0
24 Rondell White, R (1, 10) OBP: 0.333, SLG: 0.286 Jason Pridie, L (5, PR) (6, 10) 11 Josh Rabe, R (8, PH) OBP: 0.100, SLG: 0.200 (9, 10)	0-0, FC5-4, 1-2f		SSS, 0-3, K		0-0, 56 CS, 2-H, 1B			0-0, G6-3		3 0 0 0 1 0	1 1 0 0 0 0	1 0 0 0 0 0	0 0 0 0 0 0	0 1 0 0 0 0	1 0 0 0 0 0	2 0 0 0 0 0
Torii Hunter, R (1, 8) OBP: 0.600, SLG: 1.111 56 Andres Torres, S (5, 8) OBP: 0.200, SLG: 0.200		BBBB, 4-0, 5 BB, BB	0-0, G6-4-3, 5 1B, E, 1B	S, 1 SAFE, 0-1, CS, 1-2	0-0, G6-3		0-0, G3			1 1 2 0	1 0 0 0	1 0 0 0	0 1 0 0	1 0 0 0	0 0 0 0	0 0 0 0
5 Michael Cuddyer, R (1, 9) OBP: 0.750, SLG: 0.750 Alex Romero, L (6, PR) OBP: 0.125, SLG: 0.125 (7, 9)		BBBB, 4-0, 1-2, BB	0-0, G6-4-3, 1-2, 1B		BBBB, 4-0, BB		0-0, F7			1 0 1 0	1 0 0 0	1 0 0 0	0 2 0 0	0 0 0 0	0 0 0 0	0 0 0 0
Tony Batista, R (1, 5) OBP: 0.083, SLG: 0.083 51 Shawn Wooten, R (7, 5)	0-0, F6		0-0, G6-4-3, 1-2f 2-3		0-0, F8		0-0, F8			3 0 1 0	0 0 0 0	0 0 0 0	0 0 0 0	0 0 0 0	0 0 0 0	5 0 0 0
Jason Hart, R (1, 3) Garrett Jones, L (7, 3) OBP: 0.455, SLG: 0.600 Denard Span, L (9, PR) OBP: 0.625, SLG: 0.400	0-0, F3		0-0, E5, 8 FC6-4, 3-H		0-0, P3		0-0, HBP, 53 1B, 1B			3 0 1 0 0 0	0 0 1 0 0 0	0 0 1 0 0 0	0 0 0 0 0 0	0 0 0 0 0 0	0 0 0 0 0 0	3 0 0 0 0 0
8 Nick Punto, S (1, 6) OBP: 0.375, SLG: 0.286 53 Luis Maza, R (8, 6) OBP: 0.571, SLG: 0.833	SSS, 0-3, K		0-0, FC6-4, 1-2f				0-0, G5-3		0-0, HBP, 1-2, 1B	3 0 1 0	0 0 1 0	0 0 1 0	0 0 0 0	0 1 0 0	0 0 0 0	3 0 0 0
Inning Stats	R: 0 E: 0 K: 0 S: 3 H: 0 LOB: 1 BB: 1 P: 7	R: 0 E: 0 K: 1 S: 5 H: 0 LOB: 2 BB: 2 P: 13	R: 0 E: 0 K: 1 S: 5 H: 0 LOB: 1 BB: 1 P: 9	R: 1 E: 1 K: 0 S: 5 H: 2 LOB: 1 BB: 0 P: 5	R: 1 E: 0 K: 0 S: 5 H: 2 LOB: 1 BB: 0 P: 5	R: 0 E: 0 K: 0 S: 3 H: 0 LOB: 1 BB: 1 P: 7	R: 0 E: 0 K: 1 S: 5 H: 1 LOB: 2 BB: 1 P: 9	R: 0 E: 0 K: 0 S: 3 H: 0 LOB: 0 BB: 0 P: 3	R: 0 E: 0 K: 0 S: 4 H: 2 LOB: 3 BB: 0 P: 5	1B: 6 2B: 1 3B: 0 HR: 0	SF: 0 SAC: 0 DP: 2 HBP: 1						

PITCHER		IP	WLS	BF	H	R	ER	SO	BB	IBB	HBP	BLK	WP	HR	S	P	ERA	WHIP
Dave Williams, L ERA: 1.8	(1, 1)	3.0		13	0	0	0	2	4	0	0	0	0	0	13	29	0.00	1.333
31 Matt Belisle, R ERA: 4.5	(4, 1)	1.0		5	2	1	0	0	0	0	0	0	0	0	5	5	0.00	2.000
Jason Standridge, R ERA: 6.0	(5, 1)	1.0		4	2	1	1	0	0	0	0	0	0	0	5	5	9.00	2.000
Luke Hudson, R ERA: 2.25	(6, 1)	1.0		4	0	0	0	0	1	0	0	0	0	0	3	7	0.00	1.000
37 Brian Shackelford, L ERA: 3.0	(7, 1)	1.0		4	1	0	0	1	1	0	0	0	0	0	5	9	0.00	2.000

PITCHER		IP	WLS	BF	H	R	ER	SO	BB	IBB	HBP	BLK	WP	HR	S	P	ERA	WHIP
Ryan Wagner, R ERA: 9.0	(8, 1)	1.0	W	3	0	0	0	0	0	0	0	0	0	0	3	3	0.00	0.000
Allan Simpson, R ERA:	(9, 1)	1.0	S	5	2	0	0	0	0	0	1	0	0	0	4	5	0.00	2.000

BOTTOM

Cincinnati Reds @ Minnesota Twins

Hammond Stadium, Fort Myers, FL

Wed Mar 08 2006, 1:05 PM EST

Att. 7,084 - Sunny - 72 F

livebaseballscorecards.com

AB	31
R	2
H	7
RBI	1
BB	6
SO	3
LOB	22

1B: 6	SF: 0	WP: 0	PA: 39
2B: 1	SAC: 0	PB: 0	
3B: 0	DP: 2	SB: 0	
HR: 0	HBP: 1	CS: 1	

Pittsburgh Pirates @ Cincinnati Reds

Ed Smith Stadium, Sarasota, FL

Wed Mar 08 2006, 1:05 PM EST

Att. 2,553 - Sunny - 72 F

TOP

livebaseballscorecards.com

Batter	1	2	3	4	5	6	7	8	9	AB	R	H	RBI	BB	SO	LOB
6 Chris Duffy, L (1, 8) OBP: 0.333, SLG: 0.286	G6-3		L7		HR 1B		S HBP	G4-3		3	1	1	0	0	0	0
10 Rajai Davis, R (6, 8) OBP: 0.235, SLG: 0.267										1	0	0	0	0	0	1
Craig Stansberry, R (1, 4) OBP: 0.444, SLG: 1.125	G6-3		K		HR		K		L9	4	1	1	3	0	2	1
Dan Schwartzbauer, R (9, PH)										1	0	0	0	0	0	0
(9, 4)																
Sean Casey, L (1, 3) OBP: 0.571, SLG: 0.667	F7		WP HBP		G3-1		L4		L9	1	0	0	0	0	0	0
3 Javier Guzman, S (3, 6)									S BB	2	0	0	0	1	0	1
Craig Wilson, R (1, 9) OBP: 0.211, SLG: 0.421		G6-3	F8		P5		G4-3		K	5	0	0	0	0	1	3
(6, 3)																
Joe Randa, R (1, 5) OBP: 0.400, SLG: 0.600		FC6-4 1B		G1-3	P4			65 1B BB 66 FC9-6 BB	K	3	0	1	0	0	0	0
64 Jason Alfaro, R (5, 5) OBP: 0.667, SLG: 0.333										1	1	0	0	1	1	1
José Hernández, R (1, 6) OBP: 0.167, SLG: 0.091		FC6-4 11 BB 65 1B		K		G4-3		66 FC9-6 65 1B 68 SH1-4 BB		3	0	0	0	0	1	1
(3, 3)																
Rafael Alvarez, L (6, 9)										0	1	0	0	1	0	0
65 Ray Sadler, R (1, 7) OBP: 0.625, SLG: 0.857		11 BB 1B		BB		F9		66 FC9-6 1B		3	0	2	0	1	0	0
11 Humberto Cota, R (1, 2)										1	0	0	0	2	0	1
66 Paul Chiaffredo, R (6, 2) OBP: 0.500, SLG: 0.833		BB		P4		BB		FC9-6 68 SH1-4		1	0	0	1	0	0	2
24 Tom Gorzelanny, R (1, 1)										1	0	0	0	0	0	3
39 Marty McLeary, R (4, 1) OBP: 0.500, SLG: 0.500					6 1B HR					2	1	1	0	0	0	1
68 Scott Strickland, R (7, 1)		G6-3				F8		SH1-4		0	0	0	1	0	0	0

	AB	32
	R	5
	H	6
	RBI	5
	BB	6
	SO	5
	LOB	15

Inning Stats										
	R: 0 E: 0 K: 0 S: 3	H: 0 LOB: 0 BB: 0 P: 3	R: 0 E: 0 K: 0 S: 5	H: 2 LOB: 3 BB: 1 P: 9	R: 0 E: 0 K: 1 S: 5	H: 0 LOB: 0 BB: 0 P: 7	R: 0 E: 0 K: 1 S: 5	H: 0 LOB: 1 BB: 1 P: 9	R: 3 E: 0 K: 0 S: 6	H: 3 LOB: 0 BB: 0 P: 6
	R: 0 E: 0 K: 0 S: 3	H: 0 LOB: 1 BB: 1 P: 7	R: 0 E: 0 K: 1 S: 5	H: 0 LOB: 1 BB: 0 P: 7	R: 2 E: 0 K: 0 S: 4	H: 1 LOB: 1 BB: 2 P: 12	R: 0 E: 0 K: 2 S: 8	H: 0 LOB: 1 BB: 1 P: 12		

1B: 5	SF: 0	WP: 1	PA: 41
2B: 0	SAC: 1	PB: 0	
3B: 0	DP: 0	SB: 2	
HR: 1	HBP: 2	CS: 0	

PITCHER		IP	WLS	BF	H	R	ER	SO	BB	IBB	HBP	BLK	WP	HR	S	P	ERA	WHIP
48 Mike Gosling, L ERA:	(1, 1)	3.0		13	2	0	0	1	1	0	1	0	1	0	13	19	0.00	1.000
74 Homer Bailey, R ERA:	(4, 1)	1.0		4	0	0	0	1	1	0	0	0	0	0	5	9	0.00	1.000
73 Josh Hall, R ERA: 27.0	(5, 1)	1.0	L	6	3	3	3	0	0	0	0	0	0	1	6	6	27.00	3.000
Chris Hammond, L ERA:	(6, 1)	1.0		4	0	0	0	0	1	0	0	0	0	0	3	7	0.00	1.000
Rick White, R ERA: 6.0	(7, 1)	1.0		4	0	0	0	1	0	0	1	0	0	0	5	7	0.00	0.000

PITCHER		IP	WLS	BF	H	R	ER	SO	BB	IBB	HBP	BLK	WP	HR	S	P	ERA	WHIP
25 David Weathers, R ERA: 18.0	(8, 1)	1.0		6	1	2	2	0	2	0	0	0	0	0	4	12	18.00	3.000
Jimmy Journell, R ERA:	(9, 1)	1.0		4	0	0	0	2	1	0	0	0	0	0	8	12	0.00	1.000

BOTTOM

Pittsburgh Pirates @ Cincinnati Reds

Ed Smith Stadium, Sarasota, FL

Wed Mar 08 2006, 1:05 PM EST

Att. 2,553 - Sunny - 72 F

livebaseballscorecards.com

Batter	1	2	3	4	5	6	7	8	9	AB	R	H	RBI	BB	SO	LOB
6 Ryan Freel, R (1, 8) OBP: 0.118, SLG: 0.063 30 Norris Hopper, R (7, 8)	F7		BB, 1B			G6-3		K		2 1	0 0	0 0	0 0	1 0	0 1	0 0
Tony Womack, L (1, 4) OBP: 0.429, SLG: 0.429 6 Jeff Bannon, R (7, 6) OBP: 0.500, SLG: 0.500	L7		1B 1-2 2-H			1B			F8	3 1	0 0	2 0	0 0	0 0	0 0	0 0
Felipe Lopez, S (1, 6) OBP: 0.167, SLG: 0.222 49 Jesse Gutierrez, R (7, 3) OBP: 0.333, SLG: 0.333	K			F8		K			F8	3 1	0 0	0 0	0 0	0 0	2 0	1 0
Adam Dunn, L (1, 3) OBP: 0.143, SLG: 0.429 68 Anderson Machado, S (7, 4)		K		P4		G4-3			P6	3 1	0 0	0 0	0 0	0 0	1 0	1 0
Austin Kearns, R (1, 9) OBP: 0.222, SLG: 0.188 26 Eric Crozier, L (8, 9)		G4-3		K			F8			3 0	0 0	0 0	0 0	0 0	1 0	0 0
Jason LaRue, R (1, 2) OBP: 0.357, SLG: 0.182 29 Miguel Perez, R (7, 2) OBP: 0.250, SLG: 0.167		G3			G6-3		K			2 1	0 0	0 0	0 0	0 0	0 1	0 0
9 Jacob Cruz, L (1, 10) OBP: 0.600, SLG: 0.700 34 Robert Stratton, R (5, PH) (6, 10)			1B 2B		K		G1-3			1 2	0 0	1 0	0 0	0 0	0 1	0 0
Quinton McCracken, S (1, 7) OBP: 0.556, SLG: 0.500 36 John Castellano, R (9, 7)			P3		1B			K		3 0	0 0	1 0	0 0	0 0	1 0	1 0
71 Derek Wathan, S (1, 5)			G5-3		F8			F9		3	0	0	0	0	0	2

	AB	30
	R	0
	H	4
	RBI	0
	BB	1
	SO	8
	LOB	5

Inning Stats																								
	R: 0	H: 0	R: 0	H: 0	R: 0	H: 2	R: 0	H: 0	R: 0	H: 1	R: 0	H: 1	R: 0	H: 0	R: 0	H: 0	R: 0	H: 0	1B: 3	SF: 0	WP: 0	PA: 31		
	E: 0	LOB: 0	E: 0	LOB: 0	E: 0	LOB: 2	E: 0	LOB: 0	E: 0	LOB: 1	E: 0	LOB: 1	E: 0	LOB: 0	E: 0	LOB: 0	E: 0	LOB: 0	2B: 1	SAC: 0	PB: 0			
	K: 1	BB: 0	K: 1	BB: 0	K: 0	BB: 1	K: 1	BB: 0	K: 1	BB: 0	K: 1	BB: 0	K: 2	BB: 0	K: 0	BB: 0	K: 0	BB: 0	3B: 0	DP: 0	SB: 0			
	S: 5	P: 5	S: 5	P: 5	S: 4	P: 8	S: 5	P: 5	S: 6	P: 6	S: 6	P: 6	S: 5	P: 5	S: 7	P: 7	S: 3	P: 3	HR: 0	HBP: 0	CS: 0			

PITCHER		IP	WLS	BF	H	R	ER	SO	BB	IBB	HBP	BLK	WP	HR	S	P	ERA	WHIP
24 Tom Gorzelanny, L ERA: 1.93	(1, 1)	3.0		11	2	0	0	2	1	0	0	0	0	0	14	18	0.00	1.000
39 Marty McLeary, R ERA:	(4, 1)	3.0	W	11	2	0	0	3	0	0	0	0	0	0	17	17	0.00	0.667
68 Scott Strickland, R ERA:	(7, 1)	3.0	S	9	0	0	0	3	0	0	0	0	0	0	15	15	0.00	0.000

PITCHER	IP	WLS	BF	H	R	ER	SO	BB	IBB	HBP	BLK	WP	HR	S	P	ERA	WHIP

Cincinnati Reds @ Pittsburgh Pirates

McKechnie Field, Bradenton, FL

Thu Mar 09 2006, 1:05 PM EST

Att. 5,072 - Cloudy - 73 F

TOP

livebaseballscorecards.com

Batter	1	2	3	4	5	6	7	8	9	AB	R	H	RBI	BB	SO	LOB
Tony Womack, L (1, 4) OBP: 0.389, SLG: 0.389	F8		B1-3		F9		77 G5-4-3 1-2 2-3 1B		G6-3	4	0	1	0	0	0	1
27 Chris Denorfia, R (7, 8) OBP: 0.273, SLG: 0.167										1	0	0	0	0	0	0
6 Ryan Freel, R (1, 8) OBP: 0.143, SLG: 0.053	G6-3		P3			PB S HBP	F9			3	0	0	0	0	0	3
6 Jeff Bannon, R (7, 4) OBP: 0.500, SLG: 0.500										0	0	0	0	0	0	0
Felipe Lopez, S (1, 6) OBP: 0.238, SLG: 0.250	G3			CS 1B		BBBB FC3 1-3 BB	G5-4-3 1-2f			2	0	1	0	1	0	0
77 Aaron Holbert, R (6, PR) OBP: 0.400, SLG: 1.000 (6, 6)										1	0	0	0	0	0	3
Adam Dunn, L (1, 3) OBP: 0.235, SLG: 0.400		BBBB 12 HR BB		BBBB 1-2 BB		FC3 1-2		P6		1	1	0	0	2	0	2
Dane Sardinha, R (6, 2) OBP: 0.500, SLG: 0.333										1	0	0	0	0	0	0
12 Edwin Encarnación, R (1, 5) OBP: 0.478, SLG: 1.286		1-H HR		P5		F4		SSS K		3	1	1	2	0	0	4
Joey Votto, L (6, 3) OBP: 0.333, SLG: 0.286										1	0	0	0	0	1	0
Jason LaRue, R (1, 2) OBP: 0.294, SLG: 0.143		F9		F9		SSS K				3	0	0	0	0	1	4
60 Ben Kozlowski, L (6, 1)										0	0	0	0	0	0	0
54 Andy Abad, L (8, PH) OBP: 0.389, SLG: 0.313										1	0	1	0	0	0	0
75 Jake Robbins, R (8, 1)								1B		0	0	0	0	0	0	0
15 Dewayne Wise, L (1, 9) OBP: 0.500, SLG: 0.917		G3			SSS K	F9		P4		4	0	0	0	0	1	4
(7, 7)																
Quinton McCracken, S (1, 7) OBP: 0.476, SLG: 0.421		F8			G3		E1 1B 70 1B		F8	3	0	0	0	0	0	0
27 Brian Buchanan, R (7, 9) OBP: 0.500, SLG: 0.625										1	0	0	0	0	0	0
Tommy Phelps, L (1, 1)			SSS K						L6	1	0	0	0	0	1	0
Mike Burns, R (4, 1)										0	0	0	0	0	0	0
Karl Rhodes, L (5, PH) OBP: 0.429, SLG: 0.538										1	0	1	0	0	0	0
56 Todd Coffey, R (5, 1)										0	0	0	0	0	0	0
70 Earl Snyder, R (6, 5) OBP: 0.385, SLG: 0.583					1B		1-2 1B			2	0	1	0	0	0	0

Inning Stats	1	2	3	4	5	6	7	8	9
	R: 0 E: 0 K: 0 S: 3	H: 0 LOB: 0 BB: 0 P: 3	R: 2 E: 0 K: 0 S: 4	H: 1 LOB: 0 BB: 1 P: 8	R: 0 E: 0 K: 1 S: 5	H: 0 LOB: 0 BB: 0 P: 5	R: 0 E: 0 K: 0 S: 3	H: 1 LOB: 1 BB: 1 P: 7	R: 0 E: 0 K: 1 S: 6	H: 1 LOB: 1 BB: 0 P: 6	R: 0 E: 0 K: 1 S: 6	H: 0 LOB: 3 BB: 1 P: 11	R: 0 E: 1 K: 0 S: 5	H: 2 LOB: 2 BB: 0 P: 5	R: 0 E: 0 K: 1 S: 6	H: 1 LOB: 1 BB: 0 P: 6	R: 0 E: 0 K: 0 S: 3	H: 0 LOB: 0 BB: 0 P: 3

	AB	R	H	RBI	BB	SO	LOB
	33	2	6	2	3	4	21

	1B	SF	WP	PA
	5	0	0	37
	2B	SAC	PB	
	0	0	1	
	3B	DP	SB	
	0	1	1	
	HR	HBP	CS	
	1	1	1	

PITCHER	IP	WLS	BF	H	R	ER	SO	BB	IBB	HBP	BLK	WP	HR	S	P	ERA	WHIP
45 Ian Snell, R (1, 1) ERA: 3.0	4.0	L	15	2	2	2	1	2	0	0	0	0	1	15	23	4.50	1.000
24 Brandon Duckworth, R (5, 1) ERA: 1.8	2.0		10	1	0	0	2	1	0	1	0	0	0	12	17	0.00	1.000
Mike Johnston, L (7, 1) ERA:	1.0		5	2	0	0	0	0	0	0	0	0	0	5	5	0.00	2.000
44 Josh Sharpless, R (8, 1) ERA:	1.0		4	1	0	0	1	0	0	0	0	0	0	6	6	0.00	1.000
34 John Grabow, L (9, 1) ERA: 9.82	1.0		3	0	0	0	0	0	0	0	0	0	0	3	3	0.00	0.000

PITCHER	IP	WLS	BF	H	R	ER	SO	BB	IBB	HBP	BLK	WP	HR	S	P	ERA	WHIP

Cincinnati Reds @ Pittsburgh Pirates

McKechnie Field, Bradenton, FL

Thu Mar 09 2006, 1:05 PM EST

Att. 5,072 - Cloudy - 73 F

BOTTOM

Batter	1	2	3	4	5	6	7	8	9	AB	R	H	RBI	BB	SO	LOB
6 Chris Duffy, L (1, 8) OBP: 0.278, SLG: 0.235	G5-3		G4-6-3 1-2f		K			G4-3		3	0	0	0	0	1	1
62 Andrew McCutchen, R (6, 8) OBP: 0.231, SLG: 0.167										1	0	0	0	0	0	0
12 Freddy Sanchez, R (1, 5) OBP: 0.263, SLG: 0.188	G5-3		F7		G5-3			K		3	0	0	0	0	0	0
53 Mike Edwards, R (6, 5) OBP: 0.438, SLG: 0.333										1	0	0	0	0	1	0
Jose Castillo, R (1, 4) OBP: 0.417, SLG: 0.727	2B			G6-3		P3		1B		3	0	1	0	0	0	0
19 José Bautista, R (7, 9) OBP: 0.421, SLG: 0.706										1	0	1	0	0	0	0
Craig Wilson, R (1, 3) OBP: 0.273, SLG: 0.571	BB			HR		K		F8		2	1	1	1	1	1	0
64 Jason Alfaro, R (7, 4) OBP: 0.571, SLG: 0.250										1	0	0	0	0	0	1
José Hernández, R (1, 7) OBP: 0.200, SLG: 0.214	G6-3			65 1B 2B		K			E6 1B	3	0	1	0	0	1	2
Mike Johnston, L (7, 1)										0	0	0	0	0	0	0
44 Josh Sharpless, R (8, 1)										0	0	0	0	0	0	0
34 John Grabow, L (9, 1)										0	0	0	0	0	0	0
10 Rajai Davis, R (9, PH) OBP: 0.278, SLG: 0.313										1	0	1	0	0	0	0
65 Ray Sadler, R (1, 9) OBP: 0.550, SLG: 0.722		K		2-3 1B			K		K	4	0	1	0	0	3	1
(7, 7)																
11 Humberto Cota, R (1, 2)		G6-3		P6			E5		K	2	0	0	0	0	0	2
66 Paul Chiaffredo, R (6, 2) OBP: 0.429, SLG: 0.714										1	0	0	0	0	0	0
80 Steven Lerud, L (9, PH)										1	0	0	0	0	1	1
13 J.J. Furmaniak, R (1, 6)		G5-3		F7			K		K	4	0	0	0	0	2	4
45 Ian Snell, R (1, 1) OBP: 1.000, SLG: 1.000			6 G4-6-3 1B		G4-3		P4			1	0	1	0	0	0	0
24 Brandon Duckworth, R (5, 1)										1	0	0	0	0	0	0
Brad Eldred, R (7, 3) OBP: 0.316, SLG: 0.647										1	0	0	0	0	0	1

Inning Stats	1	2	3	4	5	6	7	8	9
	R: 0 H: 1 E: 0 LOB: 2 K: 0 BB: 1 S: 4 P: 8	R: 0 H: 0 E: 0 LOB: 0 K: 1 BB: 0 S: 5 P: 5	R: 0 H: 1 E: 0 LOB: 0 K: 0 BB: 0 S: 3 P: 3	R: 1 H: 3 E: 0 LOB: 2 K: 0 BB: 0 S: 6 P: 6	R: 0 H: 0 E: 0 LOB: 0 K: 1 BB: 0 S: 5 P: 5	R: 0 H: 0 E: 0 LOB: 0 K: 2 BB: 0 S: 7 P: 7	R: 0 H: 0 E: 1 LOB: 1 K: 2 BB: 0 S: 8 P: 8	R: 0 H: 1 E: 0 LOB: 1 K: 1 BB: 0 S: 6 P: 6	R: 0 H: 1 E: 1 LOB: 1 K: 3 BB: 0 S: 10 P: 10

1B: 4	SF: 0
2B: 2	SAC: 0
3B: 0	DP: 1
HR: 1	HBP: 0

WP: 0	PA: 35
PB: 0	
SB: 0	
CS: 0	

AB	34
R	1
H	7
RBI	1
BB	1
SO	10
LOB	13

livebaseballscorecards.com

PITCHER		IP	WLS	BF	H	R	ER	SO	BB	IBB	HBP	BLK	WP	HR	S	P	ERA	WHIP
Tommy Phelps, L ERA: 4.5	(1, 1)	3.0	W	11	2	0	0	1	1	0	0	0	0	0	12	16	0.00	1.000
Mike Burns, R ERA: 3.6	(4, 1)	1.0		6	3	1	1	0	0	0	0	0	0	1	6	6	9.00	3.000
56 Todd Coffey, R ERA:	(5, 1)	1.0		3	0	0	0	1	0	0	0	0	0	0	5	5	0.00	0.000
60 Ben Kozlowski, L ERA: 7.5	(6, 1)	2.0	H	7	0	0	0	4	0	0	0	0	0	0	15	15	0.00	0.000
75 Jake Robbins, R ERA:	(8, 1)	2.0	S	8	2	0	0	4	0	0	0	0	0	0	16	16	0.00	1.000

PITCHER	IP	WLS	BF	H	R	ER	SO	BB	IBB	HBP	BLK	WP	HR	S	P	ERA	WHIP

Batter	1	2	3	4	5	6	7	8	9	AB	R	H	RBI	BB	SO	LOB
64 Kevin Reese, L (1, 7) (7, 8) OBP: 0.375, SLG: 0.478	0-0 1B	B 1 SAFE 1-0 CS 1-2	0-0 G1-3		0-0 E8 G5-3 2-H		0-0 G4-3		0-0 G3-1	5	0	2	0	0	0	0
Miguel Cairo, R (1, 4) SSS OBP: 0.261, SLG: 0.318	0-3 K		0-0 P4 2B		0-0 G5-3 1-2			0-0 1B 2B 1B		3	0	1	0	0	1	2
86 Danny Garcia, R (6, 4) OBP: 1.000, SLG: 1.000										1	1	1	0	0	0	0
Kelly Stinnett, R (1, 2) OBP: 0.333, SLG: 0.200	0-0 F9		0-0 P4 2-3		0-0 G6-3			0-0 L9		3	0	0	0	0	0	3
85 Omir Santos, R (6, 2) OBP: 0.200, SLG: 0.200										1	0	0	0	0	0	1
Mitch Jones, R (1, 10) OBP: 0.250, SLG: 0.333	0-0 28 FC6-4 1-2 1B		0-0 P4			0-0 F7		0-0 1-2 2B 1B		4	1	2	0	0	0	1
28 Melky Cabrera, S (1, 8) OBP: 0.400, SLG: 0.458	0-0 FC6-4 1-2f			0-0 L9		0-0 E6		0-0 78 G4-3 1-H 2-H 2B		3	0	0	0	0	0	2
Rudy Guillen, R (7, 9) OBP: 0.333, SLG: 0.667										1	0	1	2	0	0	0
78 Eric Duncan, L (1, 3) OBP: 0.381, SLG: 0.579		0-0 G4-3		SSC 0-3 K		SSS 0-3 K		0-0 G4-3 2-3		4	0	0	0	0	2	2
27 Russ Johnson, R (1, 5)		0-0 P6		0-0 G4-3		0-0 G1-3		0-0 G4-3		3	0	0	0	0	0	1
92 Marcos Vechionacci, S (7, 5) OBP: 0.353, SLG: 0.083										1	0	0	0	0	0	1
28 Felix Escalona, R (1, 6) OBP: 0.300, SLG: 0.579	0-0 HR				0-0 64 E 2B		0-0 P2		0-0 G6-3	3	2	2	1	0	0	0
91 Ramiro Pena, S (8, 6) OBP: 0.444, SLG: 0.556										1	0	0	0	0	0	0
27 Kevin Thompson, R (1, 9) OBP: 0.480, SLG: 0.455	BBB 4-0 64 CS BB				0-0 L8		SSC 0-3 K		SSC 0-3 K	1	0	0	0	1	0	1
Damian Rolls, R (7, PH) (7, 7)										2	0	0	0	0	2	0
Inning Stats	R: 0 E: 0 K: 1 S: 7 H: 2 LOB: 2 BB: 0 P: 7	R: 1 E: 0 K: 0 S: 3 H: 1 LOB: 0 BB: 1 P: 8	R: 0 E: 0 K: 0 S: 4 H: 1 LOB: 1 BB: 0 P: 4	R: 0 E: 0 K: 1 S: 5 H: 0 LOB: 0 BB: 0 P: 5	R: 1 E: 1 K: 0 S: 5 H: 2 LOB: 1 BB: 0 P: 5	R: 0 E: 1 K: 1 S: 6 H: 0 LOB: 1 BB: 0 P: 6	R: 0 E: 0 K: 1 S: 5 H: 0 LOB: 0 BB: 0 P: 5	R: 2 E: 0 K: 0 S: 6 H: 3 LOB: 1 BB: 0 P: 6	R: 0 E: 0 K: 1 S: 5 H: 0 LOB: 0 BB: 0 P: 5	1B: 5 2B: 3 3B: 0 HR: 1 SF: 0 SAC: 0 DP: 0 HBP: 0							

TOP

New York Yankees @ Cincinnati Reds

Ed Smith Stadium, Sarasota, FL

Fri Mar 10 2006, 1:05 PM EST

Att. 7,296 - Sunny - 81 F

livebaseballscorecards.com

AB	36
R	4
H	9
RBI	3
BB	1
SO	5
LOB	14

WP: 0 PB: 0 SB: 0 CS: 1 PA: 38

PITCHER		IP	WLS	BF	H	R	ER	SO	BB	IBB	HBP	BLK	WP	HR	S	P	ERA	WHIP
Phil Dumatrait, L ERA: 3.6	(1, 1)	3.0		13	4	1	1	1	1	0	0	0	0	1	14	19	3.00	1.667
Kent Mercker, L ERA:	(4, 1)	1.0		3	0	0	0	1	0	0	0	0	0	0	5	5	0.00	0.000
25 David Weathers, R ERA: 13.5	(5, 1)	1.0		5	2	1	0	0	0	0	0	0	0	0	5	5	0.00	2.000
Chris Hammond, L ERA:	(6, 1)	1.0	H	4	0	0	0	1	0	0	0	0	0	0	6	6	0.00	0.000
54 Elizardo Ramirez, R ERA: 4.5	(7, 1)	2.0	B	9	3	2	2	1	0	0	0	0	0	0	11	11	9.00	1.500

PITCHER		IP	WLS	BF	H	R	ER	SO	BB	IBB	HBP	BLK	WP	HR	S	P	ERA	WHIP
Ryan Wagner, R ERA: 6.75	(9, 1)	1.0	W	3	0	0	0	1	0	0	0	0	0	0	5	5	0.00	0.000

Batter	1	2	3	4	5	6	7	8	9	AB	R	H	RBI	BB	SO	LOB
6 Ryan Freel, R (1, 4) OBP: 0.125, SLG: 0.045	L7		F8		G5-3		F7			3	0	0	0	0	0	1
77 Aaron Holbert, R (6, 4) OBP: 0.333, SLG: 0.833										1	0	0	0	0	0	2
Felipe Lopez, S (1, 6) OBP: 0.250, SLG: 0.304	G1-3			G3 1B 2B	K		K			3	1	1	0	0	1	0
Ray Olmedo, S (6, 6) OBP: 0.231, SLG: 0.231										1	0	0	0	0	1	2
Scott Hatteberg, L (1, 3) OBP: 0.300, SLG: 0.421	K			G3 2-3		G4-3	K			3	0	0	0	0	1	1
54 Andy Abad, L (7, 3) OBP: 0.368, SLG: 0.294										1	0	0	0	0	1	2
Adam Dunn, L (1, 7) OBP: 0.300, SLG: 0.471		G3		1B 1B BB		G3 1B 2B		G6-3		2	1	1	0	1	0	0
15 Dewayne Wise, L (6, PR) (7, 7) OBP: 0.462, SLG: 0.846										1	1	0	0	0	0	0
Rich Aurilia, R (1, 5) OBP: 0.250, SLG: 0.267		L7		1B E 1B 1-2 3-H		G3 2-3		L7		3	1	1	1	0	0	1
70 Earl Snyder, R (7, 5) OBP: 0.357, SLG: 0.538										1	0	0	0	0	0	0
Karl Rhodes, L (1, 10) OBP: 0.389, SLG: 0.471		F9		L7		BLK 1B 3-H		G4-3		4	0	1	1	0	0	2
Austin Kearns, R (1, 9) OBP: 0.286, SLG: 0.222				27 FC6-4 BB E8 1-H 2-H 1B		P4 1-2			E4 SH1-3 27 E	2	0	1	1	1	0	2
27 Brian Buchanan, R (7, 9) OBP: 0.444, SLG: 0.556										1	1	0	0	0	0	0
Jason LaRue, R (1, 2) OBP: 0.300, SLG: 0.125		F7		F9			27 1B BB		SH1-3 1-2	2	0	0	0	1	0	2
81 Ryan Hanigan, R (7, PR)										0	0	0	0	0	0	0
Dane Sardinha, R (8, 2) OBP: 0.500, SLG: 0.333										0	0	0	0	0	0	0
27 Chris Denorfia, R (1, 8) OBP: 0.308, SLG: 0.227		FC6-4 1-2f			G6-3		1-2 1B		E9 2-H 1B	4	0	2	0	0	0	1
Inning Stats	R: 0 H: 0 E: 0 LOB: 0 K: 1 BB: 0 S: 5 P: 5	R: 0 H: 0 E: 0 LOB: 0 K: 0 BB: 0 S: 3 P: 3	R: 0 H: 0 E: 0 LOB: 1 K: 0 BB: 1 S: 3 P: 7	R: 3 H: 3 E: 1 LOB: 1 K: 0 BB: 1 S: 6 P: 10	R: 0 H: 0 E: 0 LOB: 0 K: 1 BB: 0 S: 5 P: 5	R: 1 H: 2 E: 0 LOB: 1 K: 0 BB: 0 S: 5 P: 5	R: 0 H: 1 E: 0 LOB: 2 K: 2 BB: 1 S: 8 P: 12	R: 0 H: 0 E: 0 LOB: 0 K: 0 BB: 0 S: 3 P: 3	R: 1 H: 1 E: 2 LOB: 1 K: 0 BB: 0 S: 3 P: 3	1B: 5 SF: 0 2B: 2 SAC: 1 3B: 0 DP: 0 HR: 0 HBP: 0						

PITCHER		IP	WLS	BF	H	R	ER	SO	BB	IBB	HBP	BLK	WP	HR	S	P	ERA	WHIP
35 Mike Mussina, R ERA: 4.05	(1, 1)	4.0		17	3	3	2	1	2	0	0	0	0	0	17	25	4.50	1.250
79 J.B. Cox, R ERA: 3.0	(5, 1)	1.0		3	0	0	0	1	0	0	0	0	0	0	5	5	0.00	0.000
Phil Hughes, R ERA: 5.4	(6, 1)	2.0		10	3	1	1	2	1	0	0	1	0	0	13	17	4.50	2.000
Scott Erickson, R ERA:	(8, 1)	1.1	L	6	1	1	0	0	0	0	0	0	0	0	6	6	0.00	0.750

PITCHER	IP	WLS	BF	H	R	ER	SO	BB	IBB	HBP	BLK	WP	HR	S	P	ERA	WHIP

BOTTOM

New York Yankees @ Cincinnati Reds

Ed Smith Stadium, Sarasota, FL

Fri Mar 10 2006, 1:05 PM EST

Att. 7,296 - Sunny - 81 F

livebaseballscorecards.com

AB	32
R	5
H	7
RBI	3
BB	3
SO	4
LOB	16

WP: 0 PA: 36
PB: 0
SB: 0
CS: 0

TOP

Toronto Blue Jays @ Cincinnati Reds

Ed Smith Stadium, Sarasota, FL

Sat Mar 11 2006, 1:05 PM EST

Att. 4,624 - Sunny - 82 F

livebaseballscorecards.com

Batter	1	2	3	4	5	6	7	8	9	10	AB	R	H	RBI	BB	SO	LOB
8 Russ Adams, L (1, 6) OBP: 0.222, SLG: 0.389	F9-6 2B		L8	P6			G6-3			BB 23 S 45 E	4	0	1	0	0	0	1
46 Luis Figueroa, S (7, 6) OBP: 0.368, SLG: 0.353											0	1	0	0	1	0	0
2 Aaron Hill, R (1, 4) OBP: 0.353, SLG: 0.267	F9		BB		CS 1B			HR		L7	2	0	1	0	1	0	1
6 John McDonald, R (7, 4) OBP: 0.154, SLG: 0.417											2	1	1	1	0	0	1
Shea Hillenbrand, R (1, 5) OBP: 0.294, SLG: 0.588	F9-6 2-2		P3		K 1-2			K		K 1-2	3	0	0	0	0	1	3
23 John Hattig, S (5, 5) OBP: 0.125, SLG: 0.188											2	0	0	0	0	2	1
Eric Hinske, L (1, 9) OBP: 0.526, SLG: 1.133		BB 59 1B		HR	F8			HR		E1 2-H	2	1	1	1	1	0	0
Francisco Del Rosario, R (5, 1)											0	0	0	0	0	0	0
4 Ryan Roberts, R (8, PH) OBP: 0.263, SLG: 0.353											1	1	1	1	0	0	0
77 Ben Weber, R (8, 1)											0	0	0	0	0	0	0
45 Lee Gronkiewicz, R (9, 1)											1	0	0	0	0	0	0
Vince Perkins, L (10, 1)											0	0	0	0	0	0	0
John-Ford Griffin, L (1, 7) OBP: 0.421, SLG: 0.647		P4		E4 43 2B		59 G5-4-3 1B		K		F7	5	1	1	0	0	1	2
59 Curtis Thigpen, R (1, 2) OBP: 0.333, SLG: 0.455		1-2 1B		F9		G5-4-3 1-2f		G4-3			3	0	1	0	0	0	2
49 Erik Kratz, R (7, 2) OBP: 0.333, SLG: 1.333											1	0	0	0	0	0	0
43 Kevin Barker, L (1, 3) OBP: 0.414, SLG: 0.654		F8		68 1B 1-H 2B		P5				68 CS 1B	4	1	2	1	0	0	2
68 Wayne Lydon, S (1, 8) OBP: 0.545, SLG: 0.600		P4		S 1B 3-H			F8			G5-3 1-2	4	0	1	1	0	0	3
Josh Banks, R (1, 1)			G5-3	K 1-2			K			K	0	0	0	0	0	0	0
Brian Bormaster, R (3, PH)											1	0	0	0	0	0	0
54 Jason Frasor, R (3, 1)											0	0	0	0	0	0	0
Rob Cosby, R (4, PH) OBP: 0.200, SLG: 0.130											1	0	0	0	0	1	1
22 Brandon League, R (4, 1)											0	0	0	0	0	0	0
Miguel Negron, L (5, 9) OBP: 0.381, SLG: 0.368											2	0	0	0	0	2	0
Inning Stats	R: 0 E: 0 K: 0 S: 3 / H: 1 LOB: 0 BB: 0 P: 3	R: 0 E: 0 K: 0 S: 4 / H: 1 LOB: 2 BB: 1 P: 8	R: 0 E: 0 K: 0 S: 3 / H: 0 LOB: 1 BB: 1 P: 7	R: 3 E: 1 K: 1 S: 9 / H: 3 LOB: 1 BB: 0 P: 9	R: 0 E: 0 K: 1 S: 5 / H: 1 LOB: 0 BB: 0 P: 5	R: 0 E: 0 K: 0 S: 3 / H: 1 LOB: 0 BB: 0 P: 3	R: 0 E: 0 K: 1 S: 5 / H: 0 LOB: 0 BB: 0 P: 5	R: 2 E: 0 K: 2 S: 9 / H: 2 LOB: 0 BB: 0 P: 9	R: 0 E: 0 K: 1 S: 5 / H: 1 LOB: 0 BB: 0 P: 6	R: 1 E: 1 K: 1 S: 6 / H: 0 LOB: 1 BB: 1 P: 10	1B: 5 2B: 4 3B: 0 HR: 3	SF: 0 SAC: 0 DP: 3 HBP: 0					

AB	38
R	6
H	10
RBI	5
BB	3
SO	7
LOB	17

WP: 0 PB: 0 SB: 2 CS: 2 PA: 41

PITCHER		IP	WLS	BF	H	R	ER	SO	BB	IBB	HBP	BLK	WP	HR	S	P	ERA	WHIP
Brandon Claussen, L ERA: 2.57	(1, 1)	4.0		19	5	3	2	1	2	0	0	0	0	1	19	27	4.50	1.750
Jimmy Journell, R ERA:	(5, 1)	1.0		3	1	0	0	1	0	0	0	0	0	0	5	5	0.00	1.000
37 Brian Shackelford, L ERA: 1.8	(6, 1)	2.0		6	1	0	0	1	0	0	0	0	0	0	8	8	0.00	0.500
Jason Standridge, R ERA: 9.0	(8, 1)	1.0	B	5	2	2	2	2	0	0	0	0	0	2	9	9	18.00	2.000
31 Matt Belisle, R ERA: 3.0	(9, 1)	1.0		3	1	0	0	1	0	0	0	0	0	0	5	6	0.00	1.000

PITCHER		IP	WLS	BF	H	R	ER	SO	BB	IBB	HBP	BLK	WP	HR	S	P	ERA	WHIP
Allan Simpson, R ERA:	(10, 1)	1.0	W	5	0	1	0	1	1	0	0	0	0	0	6	10	0.00	1.000

Toronto Blue Jays @ Cincinnati Reds

Ed Smith Stadium, Sarasota, FL

Sat Mar 11 2006, 1:05 PM EST

Att. 4,624 - Sunny - 82 F

livebaseballscorecards.com

BOTTOM

Batter	1	2	3	4	5	6	7	8	9	10	AB	R	H	RBI	BB	SO	LOB
6 Ryan Freel, R (1, 7) OBP: 0.148, SLG: 0.042	L8		G4-3		12 S BB; 12 E; HBP	P3		G5-3		15 BB 70 BB; 27 E; BB	2	1	0	0	0	0	0
16 Frank Menechino, R (6, 4) OBP: 0.200, SLG: 0.111											2	1	0	0	1	0	1
Tony Womack, L (1, 4) OBP: 0.381, SLG: 0.350	G6-3		B1-3		12 E 12 S; 1B; 1-2 BB	K			E5; 27 2B; 77 SF8	15 BB; 1-2 2-3 BB	2	1	0	0	1	0	0
70 Earl Snyder, R (6, 3) OBP: 0.353, SLG: 0.467											2	1	0	0	1	1	0
12 Edwin Encarnación, R (1, 5) OBP: 0.500, SLG: 1.292	E; 1B		3B		E6; S; 1B; 1-3 2-H		HR		P4	1-2 2-3 3-H BB	3	0	2	0	0	0	1
15 Dewayne Wise, L (5, PR) OBP: 0.500, SLG: 1.000 (6, 7)											2	2	1	2	1	0	1
Adam Dunn, L (1, 3) OBP: 0.304, SLG: 0.421	E4; 1-2		BB		F7		G4-3		2B; 1-3	3-H	2	0	0	0	1	0	3
27 Brian Buchanan, R (6, 9) OBP: 0.455, SLG: 0.636											3	0	1	0	0	0	2
Rich Aurilia, R (1, 6) OBP: 0.263, SLG: 0.278	F9		L4		1B; 1-H 3-H 1B		P5		SF8; 3-H		3	0	1	2	0	0	4
77 Aaron Holbert, R (5, PR) OBP: 0.250, SLG: 0.714 (6, 5)											1	0	0	1	0	0	0
Austin Kearns, R (1, 9) OBP: 0.292, SLG: 0.238		G5-3		G4-3	1B; 1-3		L7		G1-3		3	0	1	0	0	0	0
Ray Olmedo, S (6, 6) OBP: 0.200, SLG: 0.200											2	0	0	0	0	0	1
Jason LaRue, R (1, 2) OBP: 0.304, SLG: 0.158		L6		K	1B; 1-2			27 WP 54 G4-3; 1B		K	3	0	1	0	0	1	0
Dane Sardinha, R (6, 2) OBP: 0.500, SLG: 0.357											2	0	1	0	0	1	0
Quinton McCracken, S (1, 8) OBP: 0.500, SLG: 0.500											3	0	2	0	0	0	2
37 Brian Shackelford, L (6, 1)											0	0	0	0	0	0	0
Jason Standridge, R (8, 1)											0	0	0	0	0	0	0
54 Andy Abad, L (8, PH) OBP: 0.350, SLG: 0.278	2B			1B	F9			G4-3; 1-2		K	1	0	0	0	0	0	1
31 Matt Belisle, R (9, 1)											0	0	0	0	0	0	0
Allan Simpson, R (10, 1)											0	0	0	0	0	0	0
9 Jacob Cruz, L (10, PH) OBP: 0.563, SLG: 0.636											1	0	0	0	0	1	0
Brandon Claussen, R (1, 1) OBP: 0.500, SLG: 1.000	K			G3		G5-3		G6-3; 2-3		70 BB 15 BB; 2B	1	0	0	0	0	1	1
Karl Rhodes, L (4, PH) OBP: 0.368, SLG: 0.444											1	0	0	0	0	0	1
Jimmy Journell, R (5, 1)											0	0	0	0	0	0	0
27 Chris Denorfia, R (6, 8) OBP: 0.310, SLG: 0.280											3	1	1	0	0	0	1
Inning Stats	R: 0 E: 1 K: 0 S: 5 H: 1 LOB: 2 BB: 0 P: 5	R: 0 E: 0 K: 1 S: 6 H: 1 LOB: 1 BB: 0 P: 6	R: 0 E: 0 K: 0 S: 4 H: 1 LOB: 2 BB: 1 P: 8	R: 0 E: 0 K: 1 S: 6 H: 1 LOB: 1 BB: 0 P: 6	R: 3 E: 1 K: 0 S: 6 H: 3 LOB: 2 BB: 1 P: 14	R: 0 E: 0 K: 1 S: 5 H: 0 LOB: 0 BB: 0 P: 5	R: 1 E: 0 K: 0 S: 4 H: 1 LOB: 0 BB: 0 P: 4	R: 0 E: 0 K: 0 S: 4 H: 1 LOB: 1 BB: 0 P: 5	R: 1 E: 1 K: 0 S: 5 H: 1 LOB: 1 BB: 0 P: 5	R: 2 E: 1 K: 2 S: 7 H: 1 LOB: 2 BB: 3 P: 20	1B: 6 2B: 3 3B: 1 HR: 1 SF: 1 SAC: 0 DP: 0 HBP: 1						

AB	42
R	7
H	11
RBI	5
BB	5
SO	5
LOB	19

WP: 1 PA: 49
PB: 0
SB: 3
CS: 0

PITCHER		IP	WLS	BF	H	R	ER	SO	BB	IBB	HBP	BLK	WP	HR	S	P	ERA	WHIP
Josh Banks, R (1, 1) ERA: 2.25		2.0		9	2	0	0	1	0	0	0	0	0	0	11	11	0.00	1.000
54 Jason Frasor, R (3, 1) ERA:		1.0		5	1	0	0	0	1	0	0	0	0	0	4	8	0.00	2.000
22 Brandon League, R (4, 1) ERA: 3.18		1.2		11	4	3	2	1	1	0	1	0	0	0	11	19	10.80	3.000
Francisco Del Rosario, R (5, 1) ERA: 1.69		2.1		8	1	1	1	1	0	0	0	0	0	1	10	10	3.86	0.429
77 Ben Weber, R (8, 1) ERA: 3.0		1.0	H	4	1	0	0	0	0	0	0	0	1	0	4	5	0.00	1.000
45 Lee Gronkiewicz, R (9, 1) ERA:		1.0	B	5	1	1	0	0	0	0	0	0	0	0	5	5	0.00	1.000
Vince Perkins, R (10, 1) ERA: 27.0		0.2	L	7	1	2	1	2	3	0	0	0	0	0	7	20	13.50	6.000

Cincinnati Reds @ Philadelphia Phillies

Bright House Networks Field, Clearwater, FL

Sun Mar 12 2006, 1:05 PM EST

Att. 8,020 - Partly Cloudy - 85 F

livebaseballscorecards.com

TOP

Batter	1	2	3	4	5	6	7	8	9	AB	R	H	RBI	BB	SO	LOB
15 Dewayne Wise, L (1, 9) (7, 8) OBP: 0.500, SLG: 1.056	B B C X 2-1 HR		B C C B X 2-2 ③ G4-3			X 0-0 E6 12 WP WP		B B B B 4-0 S BB		3	1	1	1	1	0	0
Felipe Lopez, S (1, 6) OBP: 0.222, SLG: 0.269	B F C F C 1-3 ① K			C C F B B B X 3-2 ① G4-3		C F S 0-3 ① K 1-2		C S S 0-3 ② K 1-2		3	0	0	0	0	2	1
32 Paul Janish, R (6, 6)										0	0	0	0	0	0	0
Joey Votto, L (8, PH) OBP: 0.300, SLG: 0.250										1	0	0	0	0	1	2
Ray Olmedo, S (8, 6) OBP: 0.200, SLG: 0.200										0	0	0	0	0	0	0
12 Edwin Encarnación, R (1, 5) OBP: 0.517, SLG: 1.259	B F X 1-1 G4-6-3 1B			X 0-0 2B		B S S S 1-3 ② K 2-3		S S S 0-3 ③ K		3	0	2	0	0	1	1
77 Aaron Holbert, R (6, 5) OBP: 0.222, SLG: 0.625										1	0	0	0	0	1	2
(7, 4)																
Scott Hatteberg, L (1, 3) OBP: 0.304, SLG: 0.381	C X 0-1 ② ③ G4-6-3 1-2f			B B D C B 4-1 BB		B X 1-0 ③ G3			X 0-0 1B 1B	2	0	0	0	1	0	2
54 Andy Abad, L (7, 3) OBP: 0.381, SLG: 0.316										1	0	1	0	0	0	0
Rich Aurilia, R (1, 4) OBP: 0.227, SLG: 0.238		C F B B B F S 3-3 ① K		B B F B X 3-1 ② P2			S S S 0-3 ① K		S S S 0-3 ① K	3	0	0	0	0	2	2
16 Frank Menechino, R (7, 5) OBP: 0.182, SLG: 0.100										1	0	0	0	0	1	1
Karl Rhodes, L (1, 10) OBP: 0.318, SLG: 0.381		X 0-0 ② P6		X 0-0 ③ G4-3			F C B F B F X 2-2 ② G6-3		X 0-0 ② F9	3	0	0	0	0	0	2
70 Earl Snyder, R (9, PH) OBP: 0.333, SLG: 0.438										1	0	0	0	0	0	1
Quinton McCracken, S (1, 7) OBP: 0.464, SLG: 0.462		C C B S 1-3 ③ K			S S S 0-3 ① K		X 0-0 ③ G4-3		X 0-0 1-3 1B	4	0	1	0	0	2	0
27 Chris Denorfia, R (1, 8) OBP: 0.290, SLG: 0.259			B F C B B B F S 3-3 ① K		X 0-0 ② P4			X 0-0 F8 2B	X 0-0 ③ G4-3	2	0	0	0	0	1	0
27 Brian Buchanan, R (7, 9) OBP: 0.462, SLG: 0.692										2	0	1	0	0	0	2
Dane Sardinha, R (1, 2) OBP: 0.435, SLG: 0.294			B B X 2-0 ② F8		C B X 1-1 ③ F8			X 0-0 ① F8 2-3		3	0	0	0	0	0	1
29 Miguel Perez, R (8, 2) OBP: 0.250, SLG: 0.167										0	0	0	0	0	0	0
Inning Stats	R: 1 E: 0 K: 1 S: 10 H: 2 LOB: 0 BB: 0 P: 14	R: 0 E: 0 K: 2 S: 8 H: 0 LOB: 0 BB: 0 P: 12	R: 0 E: 0 K: 1 S: 8 H: 0 LOB: 0 BB: 0 P: 15	R: 0 E: 0 K: 0 S: 9 H: 1 LOB: 2 BB: 1 P: 19	R: 0 E: 0 K: 1 S: 6 H: 0 LOB: 0 BB: 0 P: 7	R: 0 E: 1 K: 2 S: 8 H: 0 LOB: 1 BB: 0 P: 10	R: 0 E: 0 K: 1 S: 9 H: 0 LOB: 0 BB: 0 P: 11	R: 0 E: 0 K: 2 S: 8 H: 1 LOB: 2 BB: 1 P: 12	R: 0 E: 0 K: 1 S: 7 H: 2 LOB: 2 BB: 0 P: 7	1B: 3 2B: 2 3B: 0 HR: 1 SF: 0 SAC: 0 DP: 1 HBP: 0							

	AB	33
	R	1
	H	6
	RBI	1
	BB	2
	SO	11
	LOB	17

WP: 2 PB: 0 SB: 1 CS: 0 PA: 35

PITCHER		IP	WLS	BF	H	R	ER	SO	BB	IBB	HBP	BLK	WP	HR	S	P	ERA	WHIP
63 Ryan Madson, R ERA: 2.08	(1, 1)	3.2	W	14	3	1	1	4	1	0	0	0	0	1	34	59	2.46	1.091
62 Jeremy Cummings, R ERA: 2.7	(4, 1)	1.1		4	0	0	0	1	0	0	0	0	0	0	7	8	0.00	0.000
Arthur Rhodes, L ERA: 3.0	(6, 1)	1.0	H	4	0	0	0	2	0	0	0	0	2	0	8	10	0.00	0.000
Rheal Cormier, L ERA:	(7, 1)	1.0		3	0	0	0	1	0	0	0	0	0	0	9	11	0.00	0.000
61 Aaron Myette, R ERA:	(8, 1)	1.0	H	5	1	0	0	2	1	0	0	0	0	0	8	12	0.00	2.000

PITCHER		IP	WLS	BF	H	R	ER	SO	BB	IBB	HBP	BLK	WP	HR	S	P	ERA	WHIP
Aaron Fultz, L ERA: 9.0	(9, 1)	1.0	S	5	2	0	0	1	0	0	0	0	0	0	7	7	0.00	2.000

Batter	1	2	3	4	5	6	7	8	9	AB	R	H	RBI	BB	SO	LOB
11 Jimmy Rollins, S (1, 6) OBP: 0.280, SLG: 0.261	L X 0-1 2B 1B 1B	C T X 0-2 ③ F8			X 0-0 ② G4-3		B B B B 4-0 1-2 2-3 BB			3	1	1	0	0	0	0
60 Peter Bergeron, L (7, 7) OBP: 0.444, SLG: 0.375										0	0	0	0	1	0	0
Abraham Nunez, S (1, 4) OBP: 0.267, SLG: 0.320	X 0-0 1B 6 1B 1-3 2B	L B B B X 3-1 ① G3-1			C S X 0-2 ③ G1-3		S S S 0-3 ③ K			3	1	1	0	0	0	0
Chris Roberson, S (7, 8) OBP: 0.286, SLG: 0.571										1	0	0	0	0	1	3
Pat Burrell, R (1, 7) OBP: 0.500, SLG: 0.600	C X 0-1 HBP 6 1B F9-2 2-3 3-H 1B	X 0-0 ② G5-3				X 0-0 ① G5-3		X 0-0 ① G3		3	0	1	1	0	0	0
27 Chris Coste, R (7, 3) OBP: 0.500, SLG: 0.733										1	0	0	0	0	0	0
6 Ryan Howard, L (1, 3) OBP: 0.485, SLG: 1.097	B X 1-0 HBP 1-2 3-H 1B	B C X 1-1 ③ L3				B X 1-0 ② G3-1		X 0-0 ② G4-3		3	0	1	1	0	0	0
68 Bobby Scales, S (7, 4)										1	0	0	0	0	0	0
Aaron Rowand, R (1, 8) OBP: 0.280, SLG: 0.250	B S F B H 3-2 1-2 2-3 HBP			X 0-0 ① P6		C S B B S 2-3 ③ K		X 0-0 70 WP 70 1B 1B		2	0	0	0	0	1	0
Danny Sandoval, S (7, 6) OBP: 0.267, SLG: 0.400										1	1	1	0	0	0	0
Alex Gonzalez, R (1, 5) OBP: 0.304, SLG: 0.667	X 0-0 ① ② F9-2 3-H			B X 1-0 HR			X 0-0 E6 8 FC1-5 1B	B X 1-0 ③ 1-H 1B		3	1	1	1	0	0	3
Jason Jaramillo, S (8, 2) OBP: 0.200, SLG: 0.200										1	0	1	1	0	0	0
Mike Lieberthal, R (1, 2) OBP: 0.118, SLG: 0.176	X 0-0 ③ P4			X 0-0 ② F9			X 0-0 60 BB 8 FC1-5 1-2 1B			3	0	1	0	0	0	2
Joe Thurston, L (7, PR) OBP: 0.250, SLG: 0.364										0	0	0	0	0	0	0
(8, 5)																
8 Shane Victorino, S (1, 9) OBP: 0.341, SLG: 0.405		S S S 0-3 ① K		B C X 1-1 ③ G4-3			X 0-0 ① FC1-5 60 BB 1-2 2-3f			3	0	0	0	0	1	2
64 Shawn Garrett, S (1, 10) OBP: 0.320, SLG: 0.565		B C F B X 2-2 ② G3			X 0-0 ① G6-3		X 0-0 ② F8			2	0	0	0	0	0	0
12 Josh Kroeger, L (7, PH) OBP: 0.294, SLG: 0.400										1	0	0	0	0	0	2
(8, 10)																
Inning Stats	R: 2 H: 4 E: 0 LOB: 2 K: 0 BB: 0 S: 10 P: 14	R: 0 H: 0 E: 0 LOB: 0 K: 1 BB: 0 S: 9 P: 11	R: 0 H: 0 E: 0 LOB: 0 K: 0 BB: 0 S: 5 P: 9	R: 1 H: 1 E: 0 LOB: 0 K: 0 BB: 0 S: 5 P: 7	R: 0 H: 0 E: 0 LOB: 0 K: 0 BB: 0 S: 5 P: 5	R: 0 H: 0 E: 0 LOB: 0 K: 1 BB: 0 S: 5 P: 8	R: 0 H: 1 E: 1 LOB: 3 K: 1 BB: 1 S: 7 P: 11	R: 1 H: 2 E: 0 LOB: 1 K: 0 BB: 0 S: 4 P: 5		1B: 6 SF: 0 2B: 2 SAC: 0 3B: 0 DP: 1 HR: 1 HBP: 1						

PITCHER		IP	WLS	BF	H	R	ER	SO	BB	IBB	HBP	BLK	WP	HR	S	P	ERA	WHIP
Justin Germano, R (1, 1) ERA: 6.0		4.0	L	17	5	3	3	1	0	0	1	0	0	1	29	41	6.75	1.250
75 Jake Robbins, R (5, 1) ERA:		1.0		3	0	0	0	0	0	0	0	0	0	0	5	5	0.00	0.000
Ryan Wagner, R (6, 1) ERA: 5.4		1.0		3	0	0	0	1	0	0	0	0	0	0	5	8	0.00	0.000
Mike Burns, R (7, 1) ERA: 3.0		1.0		6	1	0	0	1	1	0	0	0	0	0	7	11	0.00	2.000
56 Todd Coffey, R (8, 1) ERA: 1.8		1.0		4	2	1	1	0	0	0	0	0	1	0	4	5	9.00	2.000

PITCHER	IP	WLS	BF	H	R	ER	SO	BB	IBB	HBP	BLK	WP	HR	S	P	ERA	WHIP

BOTTOM

Cincinnati Reds @ Philadelphia Phillies

Bright House Networks Field, Clearwater, FL

Sun Mar 12 2006, 1:05 PM EST

Att. 8,020 - Partly Cloudy - 85 F

livebaseballscorecards.com

AB	31
R	4
H	8
RBI	4
BB	1
SO	3
LOB	12

Batter	1	2	3	4	5	6	7	8	9	AB	R	H	RBI	BB	SO	LOB
Jason Tyner, L (1, 8) OBP: 0.474, SLG: 0.500	38 G1-6-3 3B		F7		F7	FC4 2B 1-3 2-H		FC4-6 1-2 2-3		3	1	1	0	0	0	0
Denard Span, L (5, 8) OBP: 0.438, SLG: 0.333										2	1	0	0	0	0	3
38 Luis Antonio Rodriguez, S (3, 4) OBP: 0.276, SLG: 0.321	G1-6-3 3-H		F7		2B	K		SF9 3-H		4	0	1	2	0	1	2
(6, 6)																
20 Lew Ford, R (1, 9) OBP: 0.304, SLG: 0.524	G1-3		L7		K	2B 1-H 3-H		K		3	0	0	0	0	1	1
Jason Pridie, L (5, 9) OBP: 0.500, SLG: 0.625										2	0	1	2	0	1	1
16 Jason Kubel, L (1, 10) OBP: 0.280, SLG: 0.227	K			33 WP 33 1B 1B	P6	F9			K	4	1	1	0	0	1	3
68 Kyle Phillips, L (9, PH) (9, 10)										1	0	0	0	0	1	0
Tony Batista, R (1, 5) OBP: 0.240, SLG: 0.360		P4		33 1B 33 WP 41 SF9 1-2 1B		11 1B 33 1B 41 SF7 1B	F9		2B 1B	3	1	2	0	0	0	0
15 Glenn Williams, S (6, PR) OBP: 0.286, SLG: 0.357										2	1	1	0	0	0	0
(6, 5)																
33 Justin Morneau, L (1, 3) OBP: 0.333, SLG: 0.333		F8		1-3 2-H 1B		41 SF7 11 1B 1-2 1B	K		2B 1-3	3	0	2	1	0	0	0
Garrett Jones, L (6, PR) OBP: 0.368, SLG: 0.500										2	1	1	0	0	1	0
(6, 3)																
11 Josh Rabe, R (1, 7) OBP: 0.222, SLG: 0.444	41 PB 41 1B 1B		L5			FC4 E 1B 1-2 2-3 1B	P2		P2	5	2	2	0	0	0	4
41 Chris Heintz, R (1, 2) OBP: 0.333, SLG: 0.571	1-H 1B		SF9 3-H		SF7 2-3 3-H			FC4-6 38 SF9 1B BB	G3-1	1	0	1	3	0	0	0
51 Shawn Wooten, R (7, 2) OBP: 0.286, SLG: 0.091										1	1	0	0	1	0	2
Jason Bartlett, R (1, 6) OBP: 0.450, SLG: 0.421	F8			K	E 2B 1-2 3-H 1B			FC4-6 1-2 1B		3	1	1	1	0	1	2
Felix Molina, S (6, 4) OBP: 1.000, SLG: 1.000										1	0	1	0	0	0	0
Inning Stats	R: 1 H: 1 E: 0 LOB: 0 K: 1 BB: 0 S: 6 P: 6	R: 1 H: 2 E: 0 LOB: 1 K: 0 BB: 0 S: 6 P: 6	R: 0 H: 0 E: 0 LOB: 0 K: 0 BB: 0 S: 3 P: 3	R: 2 H: 3 E: 0 LOB: 1 K: 1 BB: 0 S: 8 P: 9	R: 0 H: 1 E: 0 LOB: 1 K: 1 BB: 0 S: 6 P: 6	R: 5 H: 5 E: 1 LOB: 2 K: 1 BB: 0 S: 11 P: 11	R: 0 H: 0 E: 0 LOB: 0 K: 1 BB: 0 S: 5 P: 5	R: 1 H: 1 E: 0 LOB: 1 K: 1 BB: 1 S: 6 P: 10	R: 0 H: 2 E: 0 LOB: 2 K: 1 BB: 0 S: 7 P: 7	1B: 11 SF: 3 2B: 3 SAC: 0 3B: 1 DP: 0 HR: 0 HBP: 0						

PITCHER		IP	WLS	BF	H	R	ER	SO	BB	IBB	HBP	BLK	WP	HR	S	P	ERA	WHIP
Dave Williams, L ERA: 4.15	(1, 1)	3.2	L	17	6	4	3	1	0	0	0	0	1	0	20	21	7.36	1.636
Rick White, R ERA: 5.4	(4, 1)	0.1		1	0	0	0	1	0	0	0	0	0	0	3	3	0.00	0.000
74 Homer Bailey, R ERA: 3.86	(5, 1)	1.2		12	6	5	2	2	0	0	0	0	0	0	16	16	10.80	3.600
35 Brad Salmon, R ERA:	(6, 1)	0.1		1	0	0	0	0	0	0	0	0	0	0	1	1	0.00	0.000
Kent Mercker, L ERA:	(7, 1)	1.0		3	0	0	0	1	0	0	0	0	0	0	5	5	0.00	0.000

PITCHER		IP	WLS	BF	H	R	ER	SO	BB	IBB	HBP	BLK	WP	HR	S	P	ERA	WHIP
25 David Weathers, R ERA: 12.6	(8, 1)	1.0		5	1	1	1	1	1	0	0	0	0	0	6	10	9.00	2.000
Chris Hammond, L ERA:	(9, 1)	1.0		5	2	0	0	1	0	0	0	0	0	0	7	7	0.00	2.000

TOP

Minnesota Twins @ Cincinnati Reds

Ed Smith Stadium, Sarasota, FL

Mon Mar 13 2006, 7:05 PM EST

Att. 5,616 - Clear - 75 F

livebaseballscorecards.com

AB	40
R	10
H	15
RBI	9
BB	1
SO	7
LOB	18

WP: 1 PA: 44
PB: 1
SB: 0
CS: 0

BOTTOM

Minnesota Twins @ Cincinnati Reds

Ed Smith Stadium, Sarasota, FL

Mon Mar 13 2006, 7:05 PM EST

Att. 5,616 - Clear - 75 F

Batter	1	2	3	4	5	6	7	8	9	AB	R	H	RBI	BB	SO	LOB
6 Ryan Freel, R (1, 10) OBP: 0.133, SLG: 0.037	F7		K		K			G5-3	6 1B HBP	3	0	0	0	0	2	2
9 Jacob Cruz, L (8, PH) (9, 10)										1	0	0	0	0	0	0
77 Aaron Holbert, R (9, PR) OBP: 0.222, SLG: 0.625										0	0	0	0	0	0	0
Tony Womack, L (1, 4) OBP: 0.417, SLG: 0.409	2B		F9 2-3			G3 HBP		16 S 16 1B BB	1-2 1B	2	0	1	0	0	0	2
6 Jeff Bannon, R (7, 4) OBP: 0.750, SLG: 0.667										1	1	1	0	1	0	0
12 Edwin Encarnación, R (1, 5) OBP: 0.516, SLG: 1.214	K		1-2 BB			K		70 WP 54 BB 70 G5-3 1-H 1B	F1	1	0	0	0	1	1	0
16 Frank Menechino, R (4, 5) (7, 6) OBP: 0.214, SLG: 0.154										3	1	1	1	0	1	3
Adam Dunn, L (1, 3) OBP: 0.308, SLG: 0.455		2B	L8			G3 1-2		70 WP 27 1B 1-2 BB	G3-1	3	0	1	0	0	0	4
54 Andy Abad, L (7, 3) OBP: 0.391, SLG: 0.300										1	1	0	0	1	0	2
Rich Aurilia, R (1, 6) OBP: 0.240, SLG: 0.217	F9			F9		BB		G5-3 1-2 2-H		2	0	0	0	1	0	1
70 Earl Snyder, R (6, PR) (7, 5) OBP: 0.316, SLG: 0.412										1	0	0	1	0	0	1
Austin Kearns, R (1, 9) OBP: 0.269, SLG: 0.217	K			F9		P5		BB 2-H 1B		2	0	0	0	0	1	1
27 Brian Buchanan, R (5, 9) OBP: 0.467, SLG: 0.667										2	0	1	1	0	0	2
Jason LaRue, R (1, 2) OBP: 0.296, SLG: 0.136	K			F9			P3			3	0	0	0	1	1	1
								1-2 BB								
Quinton McCracken, S (1, 7) OBP: 0.438, SLG: 0.433			F9 27 1B 1B		G5-3		F7	G4-3		4	0	1	0	0	0	2
27 Chris Denorfia, R (1, 8) OBP: 0.286, SLG: 0.258			12 BB 1-2 1B		K		G1-3		K	4	0	1	0	0	2	0

Inning Stats	1	2	3	4	5	6	7	8	9
R:	0	0	0	0	0	0	0	3	0
E:	0	0	0	0	0	0	0	0	0
K:	1	2	1	0	2	1	0	0	1
S:	5	8	7	3	7	5	3	6	6
H:	1	1	2	0	0	0	0	2	1
LOB:	0	1	3	0	0	2	0	2	2
BB:	0	0	1	0	0	1	0	0	0
P:	5	8	11	3	7	10	3	19	7

1B:	5
2B:	2
3B:	0
HR:	0
SF:	0
SAC:	0
DP:	0
HBP:	2

WP:	1
PB:	0
SB:	1
CS:	0
PA:	40

AB	33
R	3
H	7
RBI	3
BB	5
SO	8
LOB	21

livebaseballscorecards.com

PITCHER		IP	WLS	BF	H	R	ER	SO	BB	IBB	HBP	BLK	WP	HR	S	P	ERA	WHIP
Kyle Lohse, R ERA:	(1, 1)	3.0	W	13	4	0	0	4	1	0	0	0	0	0	20	24	0.00	1.667
28 Jesse Crain, R ERA:	(4, 1)	1.0		3	0	0	0	0	0	0	0	0	0	0	3	3	0.00	0.000
17 Pat Neshek, R ERA:	(5, 1)	2.0		8	0	0	0	3	1	0	1	0	0	0	12	17	0.00	0.500
Willie Eyre, R ERA: 2.57	(7, 1)	1.0		3	0	0	0	0	0	0	0	0	0	0	3	3	0.00	0.000
J.D. Durbin, R ERA: 16.2	(8, 1)	1.0		8	2	3	3	0	3	0	0	0	1	0	6	19	27.00	5.000

PITCHER		IP	WLS	BF	H	R	ER	SO	BB	IBB	HBP	BLK	WP	HR	S	P	ERA	WHIP
84 Kevin Cameron, R ERA: 1.8	(9, 1)	1.0		5	1	0	0	1	0	0	1	0	0	0	6	7	0.00	1.000

Cincinnati Reds @ Boston Red Sox

City of Palms Park, Ft. Myers, FL

Tue Mar 14 2006, 1:05 PM EST

Att. 8,147 - Overcast - 80 F

TOP

livebaseballscorecards.com

Batter	1	2	3	4	5	6	7	8	9	AB	R	H	RBI	BB	SO	LOB
6 Ryan Freel, R (1, 4) OBP: 0.176, SLG: 0.100	B H 2-0 15 2B 1B HBP	x 0-0 ① F9		x 0-0 1-3 2B		x 0-0 ② G6-3		x 0-0 ③ G5-3		3	1	1	0	0	0	0
27 Chris Denorfia, R (7, 7) OBP: 0.278, SLG: 0.250										1	0	0	0	0	0	0
15 Dewayne Wise, L (1, 8) OBP: 0.440, SLG: 0.913	x 0-0 1-3 1B 2B	x 0-0 ② F8		x 0-0 ③ F7		x 0-0 ③ F8			S S S 0-3 ① K	5	1	1	0	0	1	2
Felipe Lopez, S (1, 6) OBP: 0.258, SLG: 0.300	x 0-0 12 BB HR 2-H 3-H 1B	x 0-0 ③ P5			x 0-0 12 HR 1B		x 0-0 ① G3		x 0-0 HR	4	2	2	2	0	0	0
27 Brian Buchanan, R (7, 9) OBP: 0.500, SLG: 0.875										1	1	1	1	0	0	0
12 Edwin Encarnación, R (1, 5) OBP: 0.543, SLG: 1.258	B B B B 4-0 1-2 HR BB	S S S 0-3 ① K		x 0-0 1-H HR		x 0-0 S 1B		S S S 0-3 ② K	3	2	2	2	1	1	0
70 Earl Snyder, R (7, 5) OBP: 0.300, SLG: 0.389										1	0	0	0	0	1	0
Scott Hatteberg, L (1, 3) OBP: 0.333, SLG: 0.500	x 0-0 1-H 2-H HR	x 0-0 ② G4-3			B B B 3-0 G3 BB		x 0-0 ② F8		C C C 0-3 ③	3	1	1	3	1	0	1
6 Jeff Bannon, R (7, 6) OBP: 0.600, SLG: 0.500										1	0	0	0	0	1	0
Austin Kearns, R (1, 9) OBP: 0.233, SLG: 0.185	S S S 0-3 ① K	x 0-0 ③ F9			S S S 0-3 ① K		B X 1-0 ③ G6-3 1-2			4	0	0	0	0	2	2
77 Aaron Holbert, R (7, 4) OBP: 0.222, SLG: 0.625										0	0	0	0	0	0	0
Karl Rhodes, L (1, 10) OBP: 0.269, SLG: 0.320	x 0-0 ② F8			x 0-0 ① G6-3	x 0-0 ② G3 1-2			x 0-0 ① G4-3		4	0	0	0	0	0	1
54 Andy Abad, L (1, 7) OBP: 0.407, SLG: 0.435	B B B B 4-0 BB			x 0-0 ② G3-1	C C C 0-3 ③			x 0-0 HR		3	1	1	1	1	1	1
(7, 3)																
Dane Sardinha, R (1, 2) OBP: 0.407, SLG: 0.250	S S S 0-3 ③ K			B B B 4-0 6 2B BB		x 0-0 ① F9		x 0-0 ② L6		3	0	0	0	1	1	1
Inning Stats	R: 5 E: 0 K: 2 S: 10 H: 3 LOB: 1 BB: 2 P: 20	R: 0 E: 0 K: 0 S: 3 H: 0 LOB: 0 BB: 0 P: 3	R: 0 E: 0 K: 1 S: 5 H: 0 LOB: 0 BB: 0 P: 5	R: 0 E: 0 K: 0 S: 4 H: 1 LOB: 2 BB: 1 P: 8	R: 2 E: 0 K: 2 S: 9 H: 2 LOB: 1 BB: 1 P: 12	R: 0 E: 0 K: 0 S: 3 H: 0 LOB: 0 BB: 0 P: 3	R: 0 E: 0 K: 0 S: 4 H: 1 LOB: 1 BB: 0 P: 5	R: 1 E: 0 K: 0 S: 4 H: 1 LOB: 0 BB: 0 P: 4	R: 1 E: 0 K: 3 S: 10 H: 1 LOB: 0 BB: 0 P: 10	1B: 3 2B: 2 3B: 0 HR: 4 SF: 0 SAC: 0 DP: 0 HBP: 1						

	AB	36
	R	9
	H	9
	RBI	9
	BB	4
	SO	8
	LOB	8

WP: 0 PB: 0 SB: 1 CS: 0 PA: 41

PITCHER		IP	WLS	BF	H	R	ER	SO	BB	IBB	HBP	BLK	WP	HR	S	P	ERA	WHIP
Bronson Arroyo, R (1, 1) ERA: 17.55		3.0	L	15	3	5	5	3	2	0	1	0	0	1	18	28	15.00	1.667
Lenny DiNardo, L (4, 1) ERA: 10.8		1.2		10	3	2	2	1	2	0	0	0	0	1	10	17	10.80	3.000
54 Craig Breslow, L (5, 1) ERA:		1.1		4	0	0	0	1	0	0	0	0	0	0	6	6	0.00	0.000
David Riske, R (7, 1) ERA: 9.0		1.0		4	1	0	0	0	0	0	0	0	0	0	4	5	0.00	1.000
Cla Meredith, R (8, 1) ERA: 3.6		1.0		4	1	1	1	0	0	0	0	0	0	1	4	4	9.00	1.000

PITCHER		IP	WLS	BF	H	R	ER	SO	BB	IBB	HBP	BLK	WP	HR	S	P	ERA	WHIP
Mike Holtz, L (9, 1) ERA: 5.4		1.0		4	1	1	1	3	0	0	0	0	0	1	10	10	9.00	1.000

Cincinnati Reds @ Boston Red Sox

City of Palms Park, Ft. Myers, FL

Tue Mar 14 2006, 1:05 PM EST

Att. 8,147 - Overcast - 80 F

livebaseballscorecards.com

BOTTOM

Batter	1	2	3	4	5	6	7	8	9	AB	R	H	RBI	BB	SO	LOB
Coco Crisp, S (1, 8) OBP: 0.500, SLG: 0.636	G3 1B		BB 1B 1B 1-2	G4-3		G5-4-3 1B 1-2 2-3		SF8 3-H		3	1	2	0	0	0	0
Adam Stern, L (5, 8) OBP: 0.400, SLG: 0.500										1	0	1	1	0	0	0
Tony Graffanino, R (1, 4) OBP: 0.182, SLG: 0.100	F9		1B 1B BB 1-2 2-3	K		G5-4-3 1-2f		CS 1-2	G6-3	3	1	0	0	1	1	4
13 Zach Borowiak, R (7, 4)										1	0	0	0	0	0	0
Trot Nixon, L (1, 9) OBP: 0.500, SLG: 0.667	G3 1-2		25 BB 1B BB 1-3 2-H 3-H	K	K	G6-3			G4-3	3	1	1	2	0	1	1
83 Luke Allen, L (6, 9) OBP: 0.250, SLG: 0.176										2	0	0	0	0	0	0
Manny Ramirez, R (1, 10) OBP: 0.500, SLG: 0.455	G1-3		BB 25 BB 1B 1-2 3-H		G6-3	P2			E4	2	0	1	1	0	0	1
13 Enrique Wilson, S (3, PR) (4, 10) OBP: 0.294, SLG: 0.600										3	0	0	0	0	0	0
25 Mike Lowell, R (1, 5) OBP: 0.250, SLG: 0.286		G3-1	BB BB 1-2 2-3		G6-3		K		K2-3	2	0	0	0	1	0	0
23 Jim Buckley, R (6, 2)										2	0	0	0	0	2	1
J.T. Snow, L (1, 3) OBP: 0.389, SLG: 0.375		G3-1	BB 1-2 2-3 3-H			P4		HR		2	0	0	1	1	0	0
Jeff Bailey, R (7, 3) OBP: 1.000, SLG: 4.000										1	1	1	1	0	0	0
Dustan Mohr, R (1, 7) OBP: 0.550, SLG: 1.000	K	L6				HR		59 2 FC5-4 1B SF8		3	1	1	1	0	1	3
53 Ronald Calloway, L (7, 7) OBP: 0.353, SLG: 0.533										1	1	1	0	0	0	0
Alejandro Machado, S (1, 6) OBP: 0.440, SLG: 0.545		F9 G4-3				BB 1B 59 1B		59 FC5-4 1-2 1B		2	0	0	0	1	0	3
2 Jed Lowrie, S (7, 6) OBP: 0.563, SLG: 0.846										1	0	1	0	0	0	0
59 Trent Durrington, R (1, 2) (6, 5) OBP: 0.222, SLG: 0.222			BB 1B 1B	L3		1B 1-2		FC5-4 13 CS 1-2f 2-3		4	1	2	0	0	0	2

Inning Stats	1	2	3	4	5	6	7	8	9
	R: 0 H: 1 E: 0 LOB: 1 K: 0 BB: 0 S: 4 P: 4	R: 0 H: 0 E: 0 LOB: 0 K: 1 BB: 0 S: 5 P: 5	R: 4 H: 4 E: 0 LOB: 3 K: 0 BB: 3 S: 7 P: 19	R: 0 H: 0 E: 0 LOB: 0 K: 1 BB: 0 S: 5 P: 5	R: 0 H: 0 E: 0 LOB: 0 K: 1 BB: 0 S: 5 P: 5	R: 1 H: 3 E: 0 LOB: 2 K: 0 BB: 1 S: 5 P: 9	R: 0 H: 0 E: 0 LOB: 0 K: 1 BB: 0 S: 5 P: 5	R: 2 H: 3 E: 0 LOB: 0 K: 1 BB: 0 S: 5 P: 6	R: 0 H: 0 E: 1 LOB: 1 K: 1 BB: 0 S: 6 P: 6

AB	36
R	7
H	11
RBI	7
BB	4
SO	5
LOB	15

1B: 9 SF: 1
2B: 0 SAC: 0
3B: 0 DP: 1
HR: 2 HBP: 0

WP: 0 PA: 42
PB: 0
SB: 0
CS: 1

PITCHER		IP	WLS	BF	H	R	ER	SO	BB	IBB	HBP	BLK	WP	HR	S	P	ERA	WHIP
39 Aaron Harang, R ERA:	(1, 1)	2.0	W	7	1	0	0	1	0	0	0	0	0	0	9	9	0.00	0.500
48 Mike Gosling, L ERA: 5.68	(3, 1)	0.1		8	4	4	4	0	3	0	0	0	0	0	5	17	108.00	21.000
Mike Burns, R ERA: 2.35	(3, 1)	1.2		5	0	0	0	1	0	0	0	0	0	0	7	7	0.00	0.000
75 Jake Robbins, R ERA:	(5, 1)	1.0		3	0	0	0	1	0	0	0	0	0	0	5	5	0.00	0.000
Jason Standridge, R ERA: 9.0	(6, 1)	1.0	H	6	3	1	1	0	1	0	0	0	0	1	5	9	9.00	4.000

PITCHER		IP	WLS	BF	H	R	ER	SO	BB	IBB	HBP	BLK	WP	HR	S	P	ERA	WHIP
37 Brian Shackelford, L ERA: 1.5	(7, 1)	1.0	H	3	0	0	0	1	0	0	0	0	0	0	5	5	0.00	0.000
56 Todd Coffey, R ERA: 4.5	(8, 1)	1.0	H	5	3	2	2	0	0	0	0	0	0	1	5	6	18.00	3.000
31 Matt Belisle, R ERA: 2.25	(9, 1)	1.0	S	4	0	0	0	1	0	0	0	0	0	0	6	6	0.00	0.000

Batter	1	2	3	4	5	6	7	8	9	AB	R	H	RBI	BB	SO	LOB
10 Rajai Davis, R (1, 8) OBP: 0.342, SLG: 0.382	C C C 0-3 ① K		X 0-0 2 1B 2 E G4-3 1B		X 0-0 ① G6-3		C C C 0-3 ① K			4	1	1	0	0	2	1
2 Jack Wilson, R (1, 6) OBP: 0.385, SLG: 0.364	X 0-0 ② P6		S 1 SAFE X 0-1 G4-3 1-3 1B		X 0-0 ② G6-3		X 0-0 ②③ G6-4-3 1-2f			3	0	1	0	0	0	0
13 J.J. Furmaniak, R (6, 6) OBP: 0.278, SLG: 0.286										1	0	0	0	0	0	1
Sean Casey, L (1, 3) OBP: 0.500, SLG: 0.500	C C C 0-3 ③ K		X 0-0 ② G4-3 1-2 3-H		X 0-0 ③ F8			X 0-0 64 FC6-4 1B		3	0	0	1	0	1	1
Jody Gerut, L (6, 9) OBP: 0.400, SLG: 0.300										1	0	1	0	0	0	0
Craig Wilson, R (1, 7) OBP: 0.257, SLG: 0.387		S S S 0-3 ① K	X 0-0 ③ L5			S S S 0-3 ① K		X 0-0 ① FC6-4 53 G6-4-3 1-2f		3	0	0	0	0	2	1
64 Jason Alfaro, R (6, 4) OBP: 0.500, SLG: 0.357										1	0	0	0	0	0	1
41 Ryan Doumit, S (1, 2) OBP: 0.375, SLG: 0.700		X 0-0 HR		X 0-0 ① L8		B B B B 4-0 1B BB		X 0-0 ②③ G6-4-3 1-2f		2	1	1	1	1	0	0
53 Mike Edwards, R (6, 5) OBP: 0.462, SLG: 0.571										1	0	0	0	0	0	1
Joe Randa, R (1, 5) OBP: 0.444, SLG: 0.813		X 0-0 2B		B B B B 4-0 65 PB 1B BB		C C C 0-3 ② K			S S S 0-3 ① K	2	0	1	0	1	1	1
37 Yurendell Decaster, R (6, 3)										1	0	0	0	0	1	0
Jose Castillo, R (1, 4) OBP: 0.480, SLG: 0.591		X 0-0 ② F8		X 0-0 65 PB 1-2 1B		X 0-0 65 FC5-4 1-2 1B			X 0-0 ② F7	3	0	2	0	0	0	1
66 Paul Chiaffredo, R (6, 2) OBP: 0.250, SLG: 0.417										1	0	0	0	0	0	0
65 Ray Sadler, R (1, 9) OBP: 0.441, SLG: 0.633		X 0-0 ③ G5-3		S S S 0-3 ② K 1-2 2-3		X 0-0 ③ FC5-4 1-2f			S S S 0-3 ③ K	4	0	0	0	0	2	5
(6, 7)																
57 Zach Duke, L (1, 1)			X 0-0 ① L6	X 0-0 ③ G4-3			B B B B 4-0 13 G6-4-3 BB			2	0	0	0	0	0	2
22 Ryan Vogelsong, R (4, 1)										0	0	0	0	0	0	0
78 Carlos Maldonado, R (7, PH) OBP: 0.444, SLG: 1.143										0	0	0	0	1	0	0
Roberto Hernandez, R (7, 1)										0	0	0	0	0	0	0
56 Britt Reames, R (8, 1)										0	0	0	0	0	0	0

TOP

Pittsburgh Pirates @ Cincinnati Reds

Ed Smith Stadium, Sarasota, FL

Thu Mar 16 2006, 1:05 PM EST

Att. 5,112 - Cloudy - 75 F

livebaseballscorecards.com

	AB	32
	R	2
	H	7
	RBI	2
	BB	3
	SO	9
	LOB	15

Inning Stats	1	2	3	4	5	6	7	8	9
	R: 0 E: 0 K: 2 S: 7	H: 0 LOB: 0 BB: 0 P: 7	R: 1 E: 0 K: 1 S: 7	H: 2 LOB: 1 BB: 0 P: 7	R: 1 E: 1 K: 0 S: 6	H: 2 LOB: 1 BB: 0 P: 6	R: 0 E: 0 K: 1 S: 6	H: 1 LOB: 2 BB: 1 P: 10	R: 0 E: 0 K: 0 S: 3	H: 0 LOB: 0 BB: 0 P: 3
	R: 0 E: 0 K: 2 S: 8	H: 1 LOB: 2 BB: 1 P: 12	R: 0 E: 0 K: 1 S: 4	H: 0 LOB: 0 BB: 1 P: 8	R: 0 E: 0 K: 0 S: 3	H: 1 LOB: 0 BB: 0 P: 3	R: 0 E: 0 K: 2 S: 7	H: 0 LOB: 0 BB: 0 P: 7		

	1B: 5	SF: 0	WP: 0	PA: 35
	2B: 1	SAC: 0	PB: 1	
	3B: 0	DP: 2	SB: 0	
	HR: 1	HBP: 0	CS: 0	

PITCHER		IP	WLS	BF	H	R	ER	SO	BB	IBB	HBP	BLK	WP	HR	S	P	ERA	WHIP
Brandon Claussen, L ERA: 2.45	(1, 1)	4.0	W	18	5	2	1	4	1	0	0	0	0	1	26	30	2.25	1.500
Ryan Wagner, R ERA: 4.5	(5, 1)	1.0		3	0	0	0	0	0	0	0	0	0	0	3	3	0.00	0.000
25 David Weathers, R ERA: 10.5	(6, 1)	1.0	H	5	1	0	0	2	1	0	0	0	0	0	8	12	0.00	2.000
Kent Mercker, L ERA:	(7, 1)	1.0	H	3	0	0	0	1	1	0	0	0	0	0	4	8	0.00	1.000
Rick White, R ERA: 4.15	(8, 1)	1.0		3	1	0	0	0	0	0	0	0	0	0	3	3	0.00	1.000

PITCHER		IP	WLS	BF	H	R	ER	SO	BB	IBB	HBP	BLK	WP	HR	S	P	ERA	WHIP
Chris Hammond, L ERA:	(9, 1)	1.0		3	0	0	0	2	0	0	0	0	0	0	7	7	0.00	0.000

BOTTOM

Pittsburgh Pirates @ Cincinnati Reds

Ed Smith Stadium, Sarasota, FL

Thu Mar 16 2006, 1:05 PM EST

Att. 5,112 - Cloudy - 75 F

Batter	1	2	3	4	5	6	7	8	9	AB	R	H	RBI	BB	SO	LOB
6 Ryan Freel, R (1, 8) OBP: 0.189, SLG: 0.152	SSS 0-3 K ①		SSS 0-3 K ①		X 0-0 1B 2B	H 1-0 77 FC5 1-2 2-3 3-H HBP	X 0-0 F9 ③			3	1	1	0	0	2	0
16 Frank Menechino, R (6, 4) OBP: 0.250, SLG: 0.143										1	0	0	1	0	0	2
Tony Womack, L (1, 4) OBP: 0.370, SLG: 0.360	X 0-0 P6 ②		X 0-0 G6-3 ②		SSS 0-3 K ①	SSS 0-3 K ②		X 0-0 G6-3 ①		3	0	0	0	0	1	1
43 Matt Kata, S (6, 6) OBP: 0.208, SLG: 0.217										2	0	0	0	0	1	3
Felipe Lopez, S (1, 6) OBP: 0.265, SLG: 0.303	SSS 0-3 K ③		X 0-0 F9 ③		X 0-0 S 1B 2-H	X 0-0 FC5 ③ 1-2 2-3f		X 0-0 G6-3 ②		3	0	1	1	0	1	0
77 Aaron Holbert, R (6, 5) OBP: 0.182, SLG: 0.500										2	0	0	0	0	0	3
Adam Dunn, L (1, 7) OBP: 0.345, SLG: 0.583		X 0-0 F8 ①		X 0-0 HR	BBB 4-0 12 G5-4-3 1-2 BB		X 0-0 15 G3 S 1B 1B	X 0-0 G6-3 ③		2	1	1	1	1	0	0
Quinton McCracken, S (5, PR) OBP: 0.441, SLG: 0.438 (6, 7)										2	1	1	0	0	0	0
12 Edwin Encarnación, R (1, 5) OBP: 0.553, SLG: 1.206		X 0-0 BB 1B 1B		X 0-0 2B SF7 1B	X 0-0 G5-4-3 ② ③ 1-2f		SSS 0-3 K ① 1-2			3	2	2	0	0	0	2
25 David Weathers, R (6, 1)										0	0	0	0	0	0	0
Kent Mercker, L (7, 1)										0	0	0	0	0	0	0
Karl Rhodes, L (7, PH) OBP: 0.259, SLG: 0.308										1	0	0	0	0	1	1
Rick White, R (8, 1)										0	0	0	0	0	0	0
Chris Hammond, L (9, 1)										0	0	0	0	0	0	0
Rich Aurilia, R (1, 3) OBP: 0.296, SLG: 0.292		BBBB 4-0 FC5 1B 1-2 BB		X 0-0 1-3 2B		X 0-0 1B 15 S 16 HBP HBP 1B	BBBB 4-0 15 G3 1B BB			1	0	1	0	1	0	0
27 Chris Denorfia, R (6, 8) OBP: 0.316, SLG: 0.273										1	2	1	0	1	0	0
Austin Kearns, R (1, 9) OBP: 0.250, SLG: 0.214		X 0-0 FC5 1-2 2-H 1B		X 0-0 SF7 ① 3-H		SSS 0-3 K2-3 ① 1-2	X 0-0 G3 ② 1-2 2-3			1	0	1	2	0	0	0
15 Dewayne Wise, L (5, 9) OBP: 0.407, SLG: 0.840										2	0	0	0	0	1	3
Jason LaRue, R (1, 2) OBP: 0.300, SLG: 0.125		X 0-0 F7 ②		CCC 0-3 K ②		BBBB 4-0 16 HBP 1B BB	X 0-0 BB 2-H 3-H 1B			2	0	0	0	1	1	3
Dane Sardinha, R (7, 2) OBP: 0.429, SLG: 0.286										1	0	1	2	0	0	0
Brandon Claussen, R (1, 1) OBP: 0.333, SLG: 0.667		X 0-0 FC5 ③ 1-2 2-3f		X 0-0 F7 ③		X 0-0 77 FC5 16 HBP 1-2 2-3 1B	BBBB 4-0 1-2 BB			1	0	0	0	0	0	2
9 Jacob Cruz, L (4, PH) OBP: 0.526, SLG: 0.538										1	0	0	0	0	0	1
Ryan Wagner, R (5, 1)										0	0	0	0	0	0	0
Scott Hatteberg, L (6, 3) OBP: 0.379, SLG: 0.520										1	0	1	0	1	0	0
Inning Stats	R: 0 E: 0 K: 2 S: 7 H: 0 LOB: 0 BB: 0 P: 7	R: 1 E: 0 K: 0 S: 5 H: 2 LOB: 2 BB: 1 P: 9	R: 0 E: 0 K: 1 S: 5 H: 0 LOB: 0 BB: 0 P: 5	R: 2 E: 0 K: 1 S: 8 H: 3 LOB: 1 BB: 0 P: 8	R: 1 E: 0 K: 1 S: 6 H: 2 LOB: 2 BB: 1 P: 10	R: 1 E: 0 K: 2 S: 9 H: 2 LOB: 3 BB: 1 P: 14	R: 2 E: 0 K: 1 S: 7 H: 2 LOB: 2 BB: 2 P: 15	R: 0 E: 0 K: 0 S: 3 H: 0 LOB: 0 BB: 0 P: 3		1B: 8 2B: 2 3B: 0 HR: 1	SF: 1 SAC: 0 DP: 1 HBP: 1					

PITCHER	IP	WLS	BF	H	R	ER	SO	BB	IBB	HBP	BLK	WP	HR	S	P	ERA	WHIP
57 Zach Duke, L (1, 1) ERA: 6.75	3.0		12	2	1	1	3	1	0	0	0	0	0	17	21	3.00	1.000
22 Ryan Vogelsong, R (4, 1) ERA: 9.0	3.0	L	18	7	4	4	4	2	0	1	0	0	1	23	32	12.00	3.000
Roberto Hernandez, R (7, 1) ERA: 9.0	1.0		7	2	2	2	1	2	0	0	0	0	0	7	15	18.00	4.000
56 Britt Reames, R (8, 1) ERA:	1.0		3	0	0	0	0	0	0	0	0	0	0	3	3	0.00	0.000

PITCHER	IP	WLS	BF	H	R	ER	SO	BB	IBB	HBP	BLK	WP	HR	S	P	ERA	WHIP

livebaseballscorecards.com

AB	33
R	7
H	11
RBI	7
BB	5
SO	8
LOB	21

1B: 8	SF: 1	WP: 0	PA: 40
2B: 2	SAC: 0	PB: 0	
3B: 0	DP: 1	SB: 3	
HR: 1	HBP: 1	CS: 0	

Batter	1	2	3	4	5	6	7	8	9	AB	R	H	RBI	BB	SO	LOB
6 Ryan Freel, R (1, 4) OBP: 0.200, SLG: 0.167	C C C 0-3 ① K		S S S 0-3 ③ K			0-0 1B 2B 1B		X 0-0 E6		3	1	1	0	0	2	0
70 Earl Snyder, R (6, PH) OBP: 0.318, SLG: 0.400 (6, 5)						X 0-0 54 BB 2-3 1B				2	0	1	0	0	0	0
Quinton McCracken, S (1, 8) OBP: 0.432, SLG: 0.429	X 0-0 ② B1-3			X 0-0 ① G4-3		X 0-0 1-2 2B 1B		X 0-0 ③ G3-1		3	1	1	0	0	0	0
54 Andy Abad, L (6, PH) OBP: 0.414, SLG: 0.417 (6, 3)						B B B B 4-0 1-2 BB				1	0	0	0	1	0	1
Rich Aurilia, R (1, 6) OBP: 0.300, SLG: 0.333	X 0-0 ③ L8			X 0-0 ② F7		0-0 1-H 2-H 2B 2B 0-3 ③ K			X 0-0 ① G5-3	3	0	1	2	0	0	0
77 Aaron Holbert, R (6, PR) OBP: 0.154, SLG: 0.417 (6, 6)										2	1	0	0	0	1	3
Adam Dunn, L (1, 3) OBP: 0.375, SLG: 0.630		X 0-0 9 E 1B 1B		S S S 0-3 K		X 0-0 9 G4-3 1B 2-H 2B	X 0-0 G6-3 ①		S S S 0-3 ② K	3	1	2	1	0	1	0
27 Chris Denorfia, R (6, PR) OBP: 0.300, SLG: 0.257 (6, 7)										2	1	0	0	0	1	0
9 Jacob Cruz, L (1, 10) OBP: 0.458, SLG: 0.412		X 0-0 ① L8 1-3			X 0-0 ① G3-1	X 0-0 ① G4-3 2-3	B B B B 4-0 BB		S S S 0-3 ③ K	4	0	0	0	1	1	2
Austin Kearns, R (1, 9) OBP: 0.314, SLG: 0.290		X 0-0 15 L3 3-H 1B			X 0-0 15 3B 1B	X 0-0 15 FC3-6 3-H 1B	X 0-0 ② F9			3	1	3	2	0	0	0
27 Brian Buchanan, R (7, PH) OBP: 0.471, SLG: 0.824 (7, 9)										1	0	0	0	0	0	1
15 Dewayne Wise, L (1, 7) OBP: 0.387, SLG: 0.828 (6, 8)		X 0-0 ②③ L3 1-1			X 0-0 16 FC5 1-H 3B	X 0-0 ② FC3-6 43 1B 1-2f 2B	S C C 0-3 ③ K			4	2	1	1	0	1	4
16 Frank Menechino, R (1, 5) OBP: 0.278, SLG: 0.188		X 0-0 G4-6-3 1B			X 0-0 FC5 G6-4-3 3-H	X 0-0 1-3 2B 1B		S S S 0-3 ① K		2	0	1	1	0	0	0
43 Matt Kata, S (6, PH) OBP: 0.231, SLG: 0.240 (6, 4)										2	1	1	0	0	1	0
Dane Sardinha, R (1, 2) OBP: 0.419, SLG: 0.333		X 0-0 ①② G4-6-3 1-2f			X 0-0 ②③ G6-4-3 1-2f	X 0-0 70 1B 1-H 3-H 2B		S S S 0-3 ② K		3	0	1	2	0	0	2
Karl Rhodes, L (8, PH) OBP: 0.250, SLG: 0.296										1	0	0	0	0	1	0
80 Steve Torrealba, R (8, 2) OBP: 1.000, SLG: 1.000										0	0	0	0	0	0	0
Inning Stats	R: 0 E: 0 K: 1 S: 5 H: 0 LOB: 0 BB: 0 P: 5	R: 1 E: 1 K: 0 S: 4 H: 2 LOB: 0 BB: 0 P: 4	R: 0 E: 0 K: 1 S: 5 H: 1 LOB: 0 BB: 0 P: 5	R: 0 E: 0 K: 1 S: 5 H: 0 LOB: 0 BB: 0 P: 5	R: 2 E: 0 K: 0 S: 5 H: 2 LOB: 0 BB: 0 P: 5	R: 6 E: 0 K: 1 S: 13 H: 8 LOB: 3 BB: 1 P: 17	R: 0 E: 0 K: 1 S: 5 H: 0 LOB: 1 BB: 1 P: 9	R: 0 E: 1 K: 2 S: 8 H: 0 LOB: 1 BB: 0 P: 8	R: 0 E: 0 K: 2 S: 7 H: 0 LOB: 0 BB: 0 P: 7	1B: 9 2B: 4 3B: 1 HR: 0 SF: 0 SAC: 0 DP: 3 HBP: 0						

TOP

Cincinnati Reds @ Toronto Blue Jays

Knology Park, Dunedin, FL

Fri Mar 17 2006, 1:05 PM EST
Att. 3,217 - Partly Cloudy - 75 F

livebaseballscorecards.com

AB	39
R	9
H	13
RBI	9
BB	2
SO	9
LOB	13

WP: 0 PB: 0 SB: 0 CS: 0
PA: 41

PITCHER	IP	WLS	BF	H	R	ER	SO	BB	IBB	HBP	BLK	WP	HR	S	P	ERA	WHIP
32 Roy Halladay, R (1, 1) ERA: 1.38	5.0	L	18	5	3	2	3	0	0	0	0	0	0	24	24	3.60	1.000
22 Brandon League, R (6, 1) ERA: 11.05	0.2		11	8	6	6	0	1	0	0	0	0	0	10	14	81.00	13.500
Justin Speier, R (6, 1) ERA:	1.1		5	0	0	0	2	1	0	0	0	0	0	8	12	0.00	0.750
40 Dustin McGowan, R (8, 1) ERA: 31.5	1.0		4	0	0	0	2	0	0	0	0	0	0	8	8	0.00	0.000
45 Lee Gronkiewicz, R (9, 1) ERA:	1.0		3	0	0	0	2	0	0	0	0	0	0	7	7	0.00	0.000

PITCHER	IP	WLS	BF	H	R	ER	SO	BB	IBB	HBP	BLK	WP	HR	S	P	ERA	WHIP

Batter	1	2	3	4	5	6	7	8	9	AB	R	H	RBI	BB	SO	LOB
3 Reed Johnson, R (1, 10) OBP: 0.429, SLG: 0.200	G6-3	FC5-4 1-2f			K		HBP		K	4	0	0	0	0	2	2
8 Russ Adams, L (1, 6) OBP: 0.233, SLG: 0.345	G3-1		25 1B 1B		G3		L9			3	0	1	0	0	0	0
1 Ryan Klosterman, R (7, 6) OBP: 0.333, SLG: 0.333										1	0	0	0	0	0	1
15 Alex Rios, R (1, 8) OBP: 0.250, SLG: 0.500	2B		K		G4-3			39 SF7 3B		3	0	1	0	0	1	1
68 Wayne Lydon, S (7, 8) OBP: 0.516, SLG: 0.593										1	1	1	0	0	0	0
25 Troy Glaus, R (1, 5) OBP: 0.520, SLG: 0.700	F7		G6-4-3 1-2 1B			1B		F8		3	0	2	0	0	0	1
Danny Solano, R (6, PR) (7, 5)										1	0	0	0	0	0	1
Eric Hinske, L (1, 9) OBP: 0.483, SLG: 0.958		HR	G6-4-3 1-2f			F8		SF7 3-H		3	1	1	1	0	0	3
39 Justin Singleton, L (7, 9) OBP: 0.429, SLG: 0.250										0	0	0	1	0	0	0
Bengie Molina, R (1, 2) OBP: 0.259, SLG: 0.308	HBP 1B		G1-6-3 2B			P5		2B		3	0	2	0	0	0	1
51 Mike Mahoney, R (7, 2) OBP: 1.000, SLG: 2.250										1	0	1	0	0	0	0
2 Aaron Hill, R (1, 4) OBP: 0.320, SLG: 0.273	K		G1-6-3 HBP			K		K		1	0	0	0	0	1	1
27 Brad Hassey, R (4, PR) (5, 4) OBP: 0.333, SLG: 0.200										2	0	0	0	0	2	2
Jason Phillips, R (1, 3) OBP: 0.345, SLG: 0.500	3 FC5-4 1-2 HBP		G1-6-3 1-2f 2-3				G6-3		K	3	0	0	0	0	1	2
Adam Lind, L (1, 7) OBP: 0.200, SLG: 0.111	F7		G4-3				K		G6-3	4	0	0	0	0	1	4
Inning Stats	R: 0 E: 0 K: 0 S: 4 H: 1 LOB: 1 BB: 0 P: 4	R: 1 E: 0 K: 1 S: 7 H: 2 LOB: 2 BB: 0 P: 8	R: 0 E: 0 K: 1 S: 6 H: 2 LOB: 1 BB: 0 P: 6	R: 0 E: 0 K: 0 S: 3 H: 1 LOB: 2 BB: 0 P: 4	R: 0 E: 0 K: 1 S: 5 H: 0 LOB: 0 BB: 0 P: 5	R: 0 E: 0 K: 1 S: 6 H: 1 LOB: 1 BB: 0 P: 6	R: 0 E: 0 K: 1 S: 5 H: 0 LOB: 1 BB: 0 P: 6	R: 1 E: 0 K: 1 S: 7 H: 2 LOB: 1 BB: 0 P: 7	R: 0 E: 0 K: 2 S: 7 H: 0 LOB: 0 BB: 0 P: 7	1B: 4 2B: 3 3B: 1 HR: 1 SF: 1 SAC: 0 DP: 2 HBP: 3	WP: 0 PB: 0 SB: 0 CS: 0 PA: 37					

PITCHER	IP	WLS	BF	H	R	ER	SO	BB	IBB	HBP	BLK	WP	HR	S	P	ERA	WHIP
Justin Germano, R (1, 1) ERA: 4.85	4.0	W	18	6	1	1	2	0	0	2	0	0	1	20	22	2.25	1.500
Mike Burns, R (5, 1) ERA: 2.08	1.0		3	0	0	0	1	0	0	0	0	0	0	5	5	0.00	0.000
31 Matt Belisle, R (6, 1) ERA: 1.5	2.0		8	1	0	0	2	0	0	1	0	0	0	11	12	0.00	0.500
56 Todd Coffey, R (8, 1) ERA: 5.14	1.0		5	2	1	1	1	0	0	0	0	0	0	7	7	9.00	2.000
75 Jake Robbins, R (9, 1) ERA:	1.0		3	0	0	0	2	0	0	0	0	0	0	7	7	0.00	0.000

PITCHER	IP	WLS	BF	H	R	ER	SO	BB	IBB	HBP	BLK	WP	HR	S	P	ERA	WHIP

BOTTOM

Cincinnati Reds @ Toronto Blue Jays

Knology Park, Dunedin, FL

Fri Mar 17 2006, 1:05 PM EST
Att. 3,217 - Partly Cloudy - 75 F

livebaseballscorecards.com

AB	33
R	2
H	9
RBI	2
BB	0
SO	8
LOB	19

Cincinnati Reds @ Atlanta Braves

Cracker Jack Stadium, Lake Buena Vista, FL

Sat Mar 18 2006, 1:05 PM EST

Att. 9,069 - Sunny - 79 F

TOP

livebaseballscorecards.com

Batter	1	2	3	4	5	6	7	8	9	AB	R	H	RBI	BB	SO	LOB
Tony Womack, L (1, 4) OBP: 0.419, SLG: 0.393	0-0 15 1B 1B		0-0 15 HR 15 S 1B	4-0 BB		0-0 G4-3		0-0 G6-3 1-2f		3	1	2	0	1	0	1
37 Brian Shackelford, L (6, 1)										0	0	0	0	0	0	0
34 Robert Stratton, R (8, PH)										1	0	0	0	0	0	2
Ryan Wagner, R (8, 1)										0	0	0	0	0	0	0
15 Dewayne Wise, L (1, 9) OBP: 0.444, SLG: 0.939	0-0 12 G6-4-3 1-2 1B		1-0 1-H HR	0-0 L4			0-0 G6-3 12 1B 2B		4-0 1B 27 1B BB	4	3	3	2	1	0	2
Felipe Lopez, S (1, 6) OBP: 0.289, SLG: 0.324	0-3 K		0-0 12 2B 1B		0-0 12 S 1B		0-0 G6-3 2-3		0-3 K	4	1	2	0	0	1	3
70 Earl Snyder, R (7, 5) OBP: 0.304, SLG: 0.381										1	0	0	0	0	1	1
12 Edwin Encarnación, R (1, 5) OBP: 0.548, SLG: 1.158	0-0 G6-4-3 1-2f		0-0 1-H 2B		1-0 P3 1-2		0-0 1B 3-H 1B		0-0 54 BB 27 1B 1-2 1B	4	0	2	2	0	0	3
Adam Rosales, R (7, PR) OBP: 1.000, SLG: 1.000										1	0	1	0	0	0	0
(7, 6)																
Scott Hatteberg, L (1, 3) OBP: 0.364, SLG: 0.483		0-0 F7	0-0 G3		0-3 K		0-0 27 G4-6-3 1-2 1B		0-3 K	4	0	1	0	0	1	2
26 Eric Crozier, L (7, 7)										1	0	0	0	0	1	2
27 Chris Denorfia, R (1, 8) OBP: 0.311, SLG: 0.275		0-0 G3		0-0 54 S 54 1B 1B	0-0 F8		0-0 G4-6-3 1-2f		0-0 54 BB 1-2 2-H 1B	5	1	2	1	0	0	3
54 Andy Abad, L (1, 7) OBP: 0.441, SLG: 0.429		0-0 G4-3	1-0 SH5-4 1-H 1B			0-0 9 FC4-6 1B		0-3 K	4-0 1-2 2-3 BB	4	0	2	1	1	1	0
(7, 3)																
Dane Sardinha, R (1, 2) OBP: 0.400, SLG: 0.357			0-0 G6-3	0-0 F7		0-3 K		0-0 67 1B 2B	0-3 K	4	0	1	0	0	1	2
80 Steve Torrealba, R (8, 2) OBP: 0.500, SLG: 0.500										1	0	0	0	0	1	3
Dave Williams, L (1, 1)			0-0 F7	0-0 SH5-4 1-2		0-0 FC4-6 1-2f		0-0 34 G6-3 2-3 1B		1	0	0	0	0	0	0
75 Jake Robbins, R (4, 1)										0	0	0	0	0	0	0
56 Todd Coffey, R (5, 1)										0	0	0	0	0	0	0
9 Jacob Cruz, L (6, PH) OBP: 0.440, SLG: 0.389										1	0	0	0	0	0	1
67 Aaron Herr, R (6, 4) OBP: 0.600, SLG: 0.600										1	0	1	0	0	0	0
Inning Stats	R: 0 E: 0 K: 1 S: 6 H: 2 LOB: 1 BB: 0 P: 6	R: 0 E: 0 K: 0 S: 3 H: 0 LOB: 0 BB: 0 P: 3	R: 3 E: 0 K: 0 S: 7 H: 4 LOB: 0 BB: 0 P: 8	R: 1 E: 0 K: 0 S: 5 H: 2 LOB: 2 BB: 1 P: 10	R: 0 E: 0 K: 1 S: 6 H: 1 LOB: 1 BB: 0 P: 7	R: 0 E: 0 K: 1 S: 6 H: 1 LOB: 1 BB: 0 P: 6	R: 1 E: 0 K: 0 S: 5 H: 3 LOB: 2 BB: 0 P: 5	R: 0 E: 0 K: 1 S: 6 H: 2 LOB: 1 BB: 0 P: 6	R: 1 E: 0 K: 3 S: 11 H: 2 LOB: 3 BB: 2 P: 19	1B: 13 2B: 3 3B: 0 HR: 1 SF: 0 SAC: 1 DP: 3 HBP: 0							

AB	40
R	6
H	17
RBI	6
BB	3
SO	7
LOB	25

WP: 0 PB: 0 SB: 3 CS: 0 PA: 44

PITCHER		IP	WLS	BF	H	R	ER	SO	BB	IBB	HBP	BLK	WP	HR	S	P	ERA	WHIP
John Thomson, R ERA: 7.71	(1, 1)	5.0	W	24	9	4	4	2	1	0	0	0	0	1	27	34	7.20	2.000
Peter Moylan, R ERA: 4.5	(6, 1)	2.0		9	4	1	1	1	0	0	0	0	0	0	11	11	4.50	2.000
Travis Smith, R ERA: 7.88	(8, 1)	1.0		4	2	0	0	1	0	0	0	0	0	0	6	6	0.00	2.000
Brian O'Connor, L ERA: 6.0	(9, 1)	1.0		7	2	1	1	3	2	0	0	0	0	0	11	19	9.00	4.000

PITCHER	IP	WLS	BF	H	R	ER	SO	BB	IBB	HBP	BLK	WP	HR	S	P	ERA	WHIP

BOTTOM

Cincinnati Reds @ Atlanta Braves

Cracker Jack Stadium, Lake Buena Vista, FL

Sat Mar 18 2006, 1:05 PM EST
Att. 9,069 - Sunny - 79 F

livebaseballscorecards.com

Batter	1	2	3	4	5	6	7	8	9	AB	R	H	RBI	BB	SO	LOB
4 Pete Orr, L (1, 4) OBP: 0.194, SLG: 0.258	S S S 0-3 K ①	x 0-0 G3-4-1 ②		x 0-0 10 F8 11 1B 16 2B 1B	x 0-0 F7 ②		B B B B 4-0 G3-6-1 BB			4	1	1	0	0	1	0
Peter Moylan, R (6, 1)										0	0	0	0	0	0	0
Steve Doetsch, R (7, PH) OBP: 0.375, SLG: 0.167										0	0	0	0	1	0	0
Travis Smith, R (8, 1)										0	0	0	0	0	0	0
Brian O'Connor, L (9, 1)										0	0	0	0	0	0	0
11 Edgar Renteria, R (1, 6) OBP: 0.400, SLG: 0.607	x 0-0 HR	B B B B 4-0 BB		x 0-0 BB 16 2B 1-2 1B	x 0-0 FC6-4 1B		x 0-0 ② ③ G3-6-1 1-2f			2	2	2	1	1	0	0
Elvis Andrus, R (5, 6) OBP: 0.400, SLG: 0.250										2	0	1	0	0	0	1
10 Chipper Jones, S (1, 5) OBP: 0.333, SLG: 0.333	x 0-0 2B 7 1B 1B	x 0-0 G6-3 ③		x 0-0 F8 ① 2-3	x 0-0 FC6-4 ③ 1-2f			x 0-0 G5-3 ①		3	1	1	0	0	0	3
Wes Timmons, R (5, 5)										2	0	0	0	0	0	1
Andruw Jones, R (1, 8) OBP: 0.444, SLG: 0.467	x 0-0 7 1B 1-3 2B		x 0-0 7 HR 1B	B B B B 4-0 16 2B 7 1B 1-2 BB		x 0-0 G6-3 ①		x 0-0 G4-3 ②		2	2	2	0	1	0	0
64 Cesar Crespo, S (5, 8) OBP: 0.132, SLG: 0.108										2	0	0	0	0	0	0
16 Brian McCann, L (1, 2) OBP: 0.286, SLG: 0.269	S S S 0-3 K ②		x 0-0 G3 ①	x 0-0 7 1B 1-3 2-H 3-H 2B		x 0-0 G3 ②		x 0-0 G4-3 ③		4	1	1	2	0	1	3
70 Clint Sammons, R (7, 2)										1	0	0	0	0	0	0
7 Jeff Francoeur, R (1, 9) OBP: 1.000, SLG: 2.000	x 0-0 BB 2-3 3-H 1B		x 0-0 1-H HR	x 0-0 ② 2-H 3-H 1B		x 0-0 ③ F7				3	1	3	5	0	0	0
Matt Esquivel, R (5, 9) OBP: 0.100, SLG: 0.400										1	0	0	0	0	0	0
Brian Jordan, R (1, 7) OBP: 0.462, SLG: 0.409	B B B B 4-0 76 FC6-4 1-2 BB		x 0-0 ② F9	x 0-0 76 S 1B			x 0-0 ① F8			2	0	1	0	1	0	0
76 Onil Joseph, S (5, 7) OBP: 0.250, SLG: 0.250										1	0	0	0	0	0	0
76 J.J. Jurries, R (1, 3) OBP: 0.500, SLG: 0.767	x 0-0 FC6-4 ③ 1-2f		x 0-0 1B	B S S S 1-3 K ③ 1-2			x 0-0 67 HR 2B			4	1	2	0	0	1	5
John Thomson, R (1, 1)		x 0-0 L5 ①	C C C 0-3 K ③		x 0-0 G4-3 ①		x 0-0 2-H HR			2	0	0	0	0	1	1
67 Jonathan Schuerholz, R (6, PH) OBP: 0.391, SLG: 0.750										2	1	1	2	0	0	0
(6, 4)																
Inning Stats	R: 2 E: 0 K: 2 S: 11 H: 4 LOB: 3 BB: 1 P: 15	R: 0 E: 0 K: 0 S: 3 H: 0 LOB: 1 BB: 1 P: 7	R: 2 E: 0 K: 1 S: 8 H: 3 LOB: 1 BB: 0 P: 8	R: 4 E: 0 K: 1 S: 9 H: 5 LOB: 1 BB: 1 P: 14	R: 0 E: 0 K: 0 S: 4 H: 1 LOB: 1 BB: 0 P: 4	R: 0 E: 0 K: 0 S: 3 H: 0 LOB: 0 BB: 0 P: 3	R: 2 E: 0 K: 0 S: 4 H: 2 LOB: 0 BB: 1 P: 8	R: 0 E: 0 K: 0 S: 3 H: 0 LOB: 0 BB: 0 P: 3		1B: 9 2B: 3 3B: 0 HR: 3	SF: 0 SAC: 0 DP: 1 HBP: 0			WP: 0 PB: 0 SB: 1 CS: 0	PA: 41		

	AB	
	R	10
	H	15
	RBI	10
	BB	4
	SO	4
	LOB	14

PITCHER		IP	WLS	BF	H	R	ER	SO	BB	IBB	HBP	BLK	WP	HR	S	P	ERA	WHIP
Dave Williams, L ERA: 9.0	(1, 1)	3.1	L	23	10	8	8	3	3	0	0	0	0	2	26	38	21.60	3.900
75 Jake Robbins, R ERA:	(4, 1)	0.2		3	2	0	0	1	0	0	0	0	0	0	5	6	0.00	3.000
56 Todd Coffey, R ERA: 4.5	(5, 1)	1.0		4	1	0	0	0	0	0	0	0	0	0	4	4	0.00	1.000
37 Brian Shackelford, L ERA: 3.38	(6, 1)	2.0		8	2	2	2	0	1	0	0	0	0	1	7	11	9.00	1.500
Ryan Wagner, R ERA: 3.86	(8, 1)	1.0		3	0	0	0	0	0	0	0	0	0	0	3	3	0.00	0.000

PITCHER		IP	WLS	BF	H	R	ER	SO	BB	IBB	HBP	BLK	WP	HR	S	P	ERA	WHIP

Batter	1	2	3	4	5	6	7	8	9	AB	R	H	RBI	BB	SO	LOB
6 Ryan Freel, R (1, 4) OBP: 0.186, SLG: 0.154	G4-3			G5-3		F8		49 2B 1B	E3 FC6-5 1-2 3-H	3	0	0	0	0	0	1
6 Jeff Bannon, R (7, 4) OBP: 0.571, SLG: 0.500										2	1	1	0	0	0	1
Quinton McCracken, S (1, 8) OBP: 0.381, SLG: 0.375	G6-3			G5-3		G3-1		K	FC6-5 1-2 2-3f	5	0	0	0	0	1	4
(7, 7)																
Rich Aurilia, R (1, 5) OBP: 0.333, SLG: 0.500	G6-3			HR			16 FC5-4 27 1B 2B	1-H 2B		3	2	2	1	0	0	0
49 Jesse Gutierrez, R (7, 3) OBP: 0.500, SLG: 0.750										1	0	1	1	0	0	0
Adam Dunn, L (1, 3) OBP: 0.343, SLG: 0.567		G3		K			F8	F8		3	0	0	0	0	1	1
30 Norris Hopper, R (7, 8)										1	0	0	0	0	0	1
Austin Kearns, R (1, 9) OBP: 0.316, SLG: 0.273		K			G5-3		16 FC5-4 BB		27 2B	2	0	0	0	1	1	0
25 David Weathers, R (7, 1)										0	0	0	0	0	0	0
Chris Michalak, L (8, 1)										0	0	0	0	0	0	0
John Purdom, R (9, PH) OBP: 1.000, SLG: 2.000										1	1	1	0	0	0	0
Jason LaRue, R (1, 2) OBP: 0.344, SLG: 0.160	1B				BB		FC5-4 27 1B 1-2f 2-3		F9	1	0	1	0	1	0	0
Rick White, R (5, 1)										0	0	0	0	0	0	0
Chris Hammond, L (6, 1)										0	0	0	0	0	0	0
16 Frank Menechino, R (7, PH) OBP: 0.250, SLG: 0.167										2	0	0	0	0	0	3
(7, 5)																
27 Brian Buchanan, R (1, 7) OBP: 0.476, SLG: 0.810		G5-3			G6-4-3 1-2f		1-2 3-H 1B		1B 6 E 2B 2-H	4	1	2	2	0	0	1
(7, 9)																
43 Matt Kata, S (1, 6) OBP: 0.200, SLG: 0.207		G6-3				G4-3	L6		P4	4	0	0	0	0	0	3
48 Mike Gosling, L (1, 1)		G4-3				1B		P6	FC6-5 6 E 1B 2-3	0	0	0	0	0	0	0
74 Homer Bailey, R (1, 1)										1	0	0	0	0	0	0
Jason Standridge, R (4, 1)										0	0	0	0	0	0	0
Javier Valentin, S (5, 2) OBP: 0.667, SLG: 0.667										3	0	2	0	0	0	0
Inning Stats	R: 0 E: 0 K: 0 S: 3 H: 0 LOB: 0 BB: 0 P: 3	R: 0 E: 0 K: 1 S: 5 H: 1 LOB: 1 BB: 0 P: 5	R: 0 E: 0 K: 0 S: 3 H: 0 LOB: 0 BB: 0 P: 3	R: 1 E: 0 K: 1 S: 6 H: 1 LOB: 0 BB: 0 P: 6	R: 0 E: 0 K: 0 S: 2 H: 0 LOB: 0 BB: 1 P: 6	R: 0 E: 0 K: 0 S: 4 H: 1 LOB: 1 BB: 0 P: 4	R: 1 E: 0 K: 0 S: 5 H: 2 LOB: 2 BB: 1 P: 9	R: 1 E: 0 K: 1 S: 7 H: 2 LOB: 1 BB: 0 P: 7	R: 2 E: 1 K: 0 S: 7 H: 3 LOB: 2 BB: 0 P: 7	1B: 5 2B: 4 3B: 0 HR: 1 SF: 0 SAC: 0 DP: 1 HBP: 0							

TOP

Cincinnati Reds @ Pittsburgh Pirates

McKechnie Field, Bradenton, FL

Sat Mar 18 2006, 1:05 PM EST
Att. 5,149 - Partly Cloudy - 73 F

livebaseballscorecards.com

AB	36
R	5
H	10
RBI	4
BB	2
SO	3
LOB	15

WP: 0 PB: 0 SB: 0 CS: 0 PA: 38

PITCHER		IP	WLS	BF	H	R	ER	SO	BB	IBB	HBP	BLK	WP	HR	S	P	ERA	WHIP
28 Paul Maholm, L ERA: 7.07	(1, 1)	5.0	W	16	2	1	1	2	1	0	0	0	0	1	19	23	1.80	0.600
55 Matt Capps, R ERA: 1.93	(6, 1)	1.0		4	1	0	0	0	0	0	0	0	0	0	4	4	0.00	1.000
71 C.J. Nitkowski, L ERA: 8.1	(7, 1)	1.0		6	2	1	1	0	1	0	0	0	0	0	5	9	9.00	3.000
74 Giovanni Carrara, R ERA: 9.0	(8, 1)	1.0		5	2	1	1	1	0	0	0	0	0	0	7	7	9.00	2.000
Michael Gonzalez, L ERA: 3.6	(9, 1)	1.0		7	3	2	1	0	0	0	0	0	0	0	7	7	9.00	3.000

PITCHER	IP	WLS	BF	H	R	ER	SO	BB	IBB	HBP	BLK	WP	HR	S	P	ERA	WHIP

Cincinnati Reds @ Pittsburgh Pirates

McKechnie Field, Bradenton, FL

Sat Mar 18 2006, 1:05 PM EST
Att. 5,149 - Partly Cloudy - 73 F

livebaseballscorecards.com

BOTTOM

Batter	1	2	3	4	5	6	7	8	9	AB	R	H	RBI	BB	SO	LOB
13 Nate McLouth, L (1, 8) OBP: 0.447, SLG: 0.636 Nyjer Morgan, L (5, 8)	HBP 1B	G3-1	F9		F8					3 1	2 0	1 0	1 0	0 0	0 0	1 0
2 Jack Wilson, R (1, 6) OBP: 0.400, SLG: 0.389 Brandon Chaves, S (6, 6)	1B 1B	G3	F8			P6				4 1	2 0	2 0	0 0	0 0	0 0	1 0
19 José Bautista, R (1, 9) OBP: 0.486, SLG: 0.774 (5, 4) Nick Theodorou, S (7, 4)	2B SF 1B	K		1B 51 1B G6-4-3 1B		G4-3				3 1	2 0	2 0	2 0	0 0	1 0	0 0
Craig Wilson, R (1, 3) OBP: 0.341, SLG: 0.500 Adam Boeve, R (7, PH) OBP: 1.000, SLG: 1.000 (8, 7)	2B K	WP 1B 1B	51 G6-4-3 1B 1-2 1B			51 FC5 1B				4 1	2 0	3 1	2 0	0 0	1 0	3 0
José Hernández, R (1, 7) OBP: 0.345, SLG: 0.357 Jody Gerut, L (5, 9) OBP: 0.414, SLG: 0.333	1B 1B	1B WP 11 1-2 2B 1B	51 G6-4-3 1-2 2-3 1B		51 FC5 1-2 1B					3 2	2 0	3 2	2 0	0 0	0 0	0 0
Jose Castillo, R (1, 4) OBP: 0.533, SLG: 0.815 51 Simon Pond, L (5, 7) (8, 3)	11 SF7 2B K	13 BB 11 1-3 2-H 2B 1B	G6-4-3 1-2f 2-3 3-H		FC5 1-2 2-3f					3 2	2 0	2 0	3 0	0 0	1 0	2 4
13 J.J. Furmaniak, R (1, 5) OBP: 0.333, SLG: 0.333	28 WP 13 2-3 1B 2B	G3	11 1-2 2B BB	L4			K			4	2	1	0	1	1	1
11 Humberto Cota, R (1, 2) OBP: 0.304, SLG: 0.278 78 Carlos Maldonado, R (6, 2) OBP: 0.364, SLG: 0.889	SF7 3-H	K	28 G1-3 1-H 2-H 3-H 2B		P4		K			2 2	0 0	1 0	4 0	0 0	1 1	0 0
28 Paul Maholm, L (1, 1) 55 Matt Capps, R (6, 1) Octavio Martinez, R (6, PH) 71 C.J. Nitkowski, L (7, 1) 74 Giovanni Carrara, R (8, 1) Michael Gonzalez, R (9, 1)	2 1B 13 1B 19 SF 2-3 BB	K	G1-3 2-3		L6		K			2 0 1 0 1 0	1 0 0 0 0 0	0 0 0 0 0 0	0 0 0 0 1 0	1 0 0 0 0 0	1 0 0 0 0 0	1 0 0 0 0 0
Inning Stats	R: 10 H: 9 E: 1 LOB: 2 K: 2 BB: 1 S: 17 P: 22	R: 0 H: 0 E: 0 LOB: 0 K: 2 BB: 0 S: 7 P: 7	R: 0 H: 0 E: 0 LOB: 0 K: 1 BB: 0 S: 5 P: 5	R: 4 H: 4 E: 0 LOB: 1 K: 0 BB: 1 S: 9 P: 14	R: 1 H: 3 E: 0 LOB: 1 K: 0 BB: 0 S: 5 P: 5	R: 0 H: 0 E: 0 LOB: 0 K: 0 BB: 0 S: 3 P: 3	R: 0 H: 2 E: 0 LOB: 2 K: 0 BB: 0 S: 5 P: 5	R: 0 H: 0 E: 0 LOB: 0 K: 3 BB: 0 S: 9 P: 9		1B: 13 SF: 2 2B: 5 SAC: 0 3B: 0 DP: 1 HR: 0 HBP: 1						

AB	40
R	15
H	18
RBI	14
BB	2
SO	8
LOB	13

WP: 2 PA: 45
PB: 0
SB: 0
CS: 0

PITCHER		IP	WLS	BF	H	R	ER	SO	BB	IBB	HBP	BLK	WP	HR	S	P	ERA	WHIP
48 Mike Gosling, L ERA: 16.2	(1, 1)	0.1	L	10	7	9	8	0	1	0	1	0	1	0	8	13	216.00	24.000
74 Homer Bailey, R ERA: 2.45	(1, 1)	2.2		11	2	1	0	5	0	0	0	0	0	0	21	21	0.00	0.750
Jason Standridge, R ERA: 13.5	(4, 1)	1.0		8	4	4	4	0	1	0	0	0	1	0	9	14	36.00	5.000
Rick White, R ERA: 5.06	(5, 1)	1.0		5	3	1	1	0	0	0	0	0	0	0	5	5	9.00	3.000
Chris Hammond, L ERA:	(6, 1)	1.0		3	0	0	0	0	0	0	0	0	0	0	3	3	0.00	0.000

PITCHER		IP	WLS	BF	H	R	ER	SO	BB	IBB	HBP	BLK	WP	HR	S	P	ERA	WHIP
25 David Weathers, R ERA: 9.0	(7, 1)	1.0		5	2	0	0	0	0	0	0	0	0	0	5	5	0.00	2.000
Chris Michalak, L ERA:	(8, 1)	1.0		3	0	0	0	3	0	0	0	0	0	0	9	9	0.00	0.000

Batter	1	2	3	4	5	6	7	8	9	AB	R	H	RBI	BB	SO	LOB
8 Shane Victorino, S (1, 7) OBP: 0.306, SLG: 0.375	G4-3		K		2-H HR		F8			4	1	1	2	0	1	0
Abraham Nunez, S (1, 5) OBP: 0.327, SLG: 0.381 74 Dusty Wathan, R (8, 2)	P5		G3		1B			G1-3		4 0	0 0	1 0	0 0	0 0	0 0	0 0
Bobby Abreu, L (1, 9) OBP: 0.556, SLG: 0.778 Julio Santana, R (5, 1) 27 Chris Coste, R (6, 3) OBP: 0.520, SLG: 0.957	26 FC6-4 1B			G4-3	G4-3			2B		3 0 1	0 0 0	1 0 1	0 0 0	0 0 0	0 0 0	1 0 0
26 Chase Utley, L (1, 4) OBP: 0.200, SLG: 0.600 55 Clay Condrey, R (8, 1)	FC6-4 1-2f			2B		HR		K		4 0	1 0	2 0	1 0	0 0	1 0	2 0
6 Ryan Howard, L (1, 3) OBP: 0.420, SLG: 0.933 Arthur Rhodes, L (6, 1) 45 Tom Gordon, R (7, 1) 68 Bobby Scales, S (8, PH) (8, 5)		K	K			F7		L8		3 0 0 1	0 0 0 0	0 0 0 0	0 0 0 0	0 0 0 0	2 0 0 0	1 0 0 1
Aaron Rowand, R (1, 8) OBP: 0.289, SLG: 0.316		G1-3	G5-3						G5-3	4	0	0	0	0	1	1
Tomas Perez, S (1, 6) OBP: 0.300, SLG: 0.400 Chris Roberson, S (5, 9) OBP: 0.324, SLG: 0.576	1B				G3-1	F9			E 3B	2 2	0 1	1 1	0 0	0 0	0 0	0 0
Sal Fasano, R (1, 2) OBP: 0.286, SLG: 0.579 Joe Thurston, L (8, 4) OBP: 0.381, SLG: 0.412	K				K		F8		E4 G6-4-3 3-H	3 1	0 0	0 0	0 1	0 0	2 0	1 0
21 Jon Lieber, L (1, 1) Danny Sandoval, S (5, PH) OBP: 0.320, SLG: 0.440 (5, 6)			G5-3		8 HR 2B		F7		G6-4-3 1-2f	1 3	0 1	0 1	0 0	0 0	0 0	0 1
Inning Stats	R: 0 E: 0 K: 0 S: 4 H: 1 LOB: 1 BB: 0 P: 4	R: 0 E: 0 K: 2 S: 8 H: 1 LOB: 1 BB: 0 P: 8	R: 0 E: 0 K: 1 S: 5 H: 0 LOB: 0 BB: 0 P: 5	R: 0 E: 0 K: 1 S: 6 H: 1 LOB: 1 BB: 0 P: 6	R: 2 E: 0 K: 1 S: 8 H: 3 LOB: 1 BB: 0 P: 8	R: 1 E: 0 K: 1 S: 6 H: 1 LOB: 0 BB: 0 P: 6	R: 0 E: 0 K: 0 S: 3 H: 0 LOB: 0 BB: 0 P: 3	R: 0 E: 0 K: 1 S: 6 H: 1 LOB: 1 BB: 0 P: 6	R: 1 E: 1 K: 0 S: 4 H: 1 LOB: 0 BB: 0 P: 4	1B: 3 2B: 3 3B: 1 HR: 2 SF: 0 SAC: 0 DP: 1 HBP: 0						

PITCHER		IP	WLS	BF	H	R	ER	SO	BB	IBB	HBP	BLK	WP	HR	S	P	ERA	WHIP
39 Aaron Harang, R ERA:	(1, 1)	4.0		15	3	0	0	4	0	0	0	0	0	0	23	23	0.00	0.750
Tommy Phelps, L ERA: 7.2	(5, 1)	1.0	W	6	3	2	2	1	0	0	0	0	0	1	8	8	18.00	3.000
Kent Mercker, L ERA: 2.25	(6, 1)	1.0	H	4	1	1	1	1	0	0	0	0	0	1	6	6	9.00	1.000
Rick White, R ERA: 4.26	(7, 1)	1.0	H	3	0	0	0	0	0	0	0	0	0	0	3	3	0.00	0.000
Chris Hammond, L ERA:	(8, 1)	1.0	H	4	1	0	0	1	0	0	0	0	0	0	6	6	0.00	1.000

PITCHER		IP	WLS	BF	H	R	ER	SO	BB	IBB	HBP	BLK	WP	HR	S	P	ERA	WHIP
31 Matt Belisle, R ERA: 2.57	(9, 1)	1.0	S	4	1	1	1	0	0	0	0	0	0	0	4	4	9.00	1.000

TOP

Philadelphia Phillies @ Cincinnati Reds

Ed Smith Stadium, Sarasota, FL

Sun Mar 19 2006, 1:05 PM EST

Att. 5,617 - Sunny - 79 F

livebaseballscorecards.com

AB	36
R	4
H	9
RBI	4
BB	0
SO	7
LOB	8

WP: 0 PA: 36
PB: 0
SB: 0
CS: 0

Philadelphia Phillies @ Cincinnati Reds

Ed Smith Stadium, Sarasota, FL

Sun Mar 19 2006, 1:05 PM EST

Att. 5,617 - Sunny - 79 F

livebaseballscorecards.com

BOTTOM

Batter	1	2	3	4	5	6	7	8	9	AB	R	H	RBI	BB	SO	LOB
Tony Womack, L (1, 4) OBP: 0.441, SLG: 0.419 16 Frank Menechino, R (6, 5) OBP: 0.238, SLG: 0.158	E1 FC1 1B	G6-4-3 1-2 3-H 1B			G4-3		F9			3 1	0 0	2 0	1 0	0 0	0 0	0 0
Felipe Lopez, S (1, 6) OBP: 0.268, SLG: 0.300 54 Andy Abad, L (6, 3) OBP: 0.457, SLG: 0.429	G5-3	G6-4-3 1-2f			G3		BB 4-0			3 0	0 0	0 0	0 0	0 1	0 0	3 0
Scott Hatteberg, L (1, 3) OBP: 0.361, SLG: 0.452 43 Matt Kata, S (5, PR) OBP: 0.194, SLG: 0.200 (6, 4)	FC1 2-3		F9		HBP 12 2B BB		F7			2 1	0 1	0 1	0 0	1 0	0 0	1 1
Adam Dunn, L (1, 7) OBP: 0.342, SLG: 0.531 6 Jeff Bannon, R (5, PR) OBP: 0.500, SLG: 0.429 (6, 6)	K		K		12 2B HBP 1-2		G1-3			2 1	0 1	0 0	0 0	0 0	2 0	2 1
12 Edwin Encarnación, R (1, 5) OBP: 0.533, SLG: 1.122 Kent Mercker, L (6, 1) Javier Valentin, S (7, 2) OBP: 0.750, SLG: 1.000	F8		F8		2B 1-H 2-H			15 F9 1B 2B		3 0 1	0 0 1	1 0 1	2 0 0	0 0 0	0 0 0	2 0 0
15 Dewayne Wise, L (1, 8) OBP: 0.425, SLG: 0.861		3B HBP		K	L8			F9 2-3		3	1	0	0	0	1	3
Austin Kearns, R (1, 9) OBP: 0.341, SLG: 0.361 27 Brian Buchanan, R (7, 9) OBP: 0.455, SLG: 0.773		1B 1-H 3B		FC6-4 1B		K		P3		3 1	1 0	2 0	1 0	0 0	1 0	0 1
Jason LaRue, R (1, 2) OBP: 0.343, SLG: 0.148 Rick White, R (7, 1) Chris Hammond, L (8, 1) Quinton McCracken, S (8, PH) OBP: 0.395, SLG: 0.390 31 Matt Belisle, R (9, 1)		1B BB		FC6-4 1-2f		L4		1B 3-H		2 0 0 1 0	0 0 0 0 0	0 0 0 1 0	0 0 0 1 0	1 0 0 0 0	0 0 0 0 0	1 0 0 0 0
39 Aaron Harang, R (1, 1) 9 Jacob Cruz, L (4, PH) OBP: 0.423, SLG: 0.368 Tommy Phelps, L (5, 1) 27 Chris Denorfia, R (6, 7) OBP: 0.298, SLG: 0.262		K		K		K		G4-3		1 1 0 2	0 0 0 0	0 0 0 0	0 0 0 0	0 1 0 1	1 1 0 1	2 1 0 1
Inning Stats	R: 0 E: 1 K: 1 S: 7 H: 1 LOB: 2 BB: 0 P: 7	R: 2 E: 0 K: 1 S: 6 H: 2 LOB: 1 BB: 1 P: 11	R: 0 E: 0 K: 1 S: 5 H: 0 LOB: 0 BB: 0 P: 5	R: 0 E: 0 K: 2 S: 8 H: 1 LOB: 1 BB: 0 P: 8	R: 2 E: 0 K: 0 S: 4 H: 1 LOB: 2 BB: 1 P: 9	R: 0 E: 0 K: 2 S: 7 H: 0 LOB: 0 BB: 0 P: 7	R: 0 E: 0 K: 0 S: 3 H: 0 LOB: 1 BB: 1 P: 7	R: 1 E: 0 K: 0 S: 5 H: 2 LOB: 1 BB: 0 P: 5		1B: 4 2B: 2 3B: 1 HR: 0 SF: 0 SAC: 0 DP: 1 HBP: 2						

AB	31
R	5
H	7
RBI	5
BB	3
SO	7
LOB	19

WP: 0 PB: 0 SB: 0 CS: 0 PA: 36

PITCHER		IP	WLS	BF	H	R	ER	SO	BB	IBB	HBP	BLK	WP	HR	S	P	ERA	WHIP
21 Jon Lieber, R ERA: 4.5	(1, 1)	4.0		18	4	2	2	5	1	0	1	0	0	0	26	31	4.50	1.250
Julio Santana, R ERA: 4.15	(5, 1)	1.0	L	6	1	2	2	0	1	0	1	0	0	0	4	9	18.00	2.000
Arthur Rhodes, L ERA: 1.8	(6, 1)	1.0		3	0	0	0	2	0	0	0	0	0	0	7	7	0.00	0.000
45 Tom Gordon, R ERA: 9.0	(7, 1)	1.0		4	0	0	0	0	1	0	0	0	0	0	3	7	0.00	1.000
55 Clay Condrey, R ERA: 7.2	(8, 1)	1.0		5	2	1	1	0	0	0	0	0	0	0	5	5	9.00	2.000

PITCHER	IP	WLS	BF	H	R	ER	SO	BB	IBB	HBP	BLK	WP	HR	S	P	ERA	WHIP

Batter	1	2	3	4	5	6	7	8	9	AB	R	H	RBI	BB	SO	LOB
8 Russ Adams, L (1, 6) OBP: 0.270, SLG: 0.371	E4		3 1B		F8			3 1B		4	2	2	0	0	0	0
Carlo Cota, R (8, 4)			2B					1B		0	0	0	0	0	0	0
3 Reed Johnson, R (1, 8) OBP: 0.375, SLG: 0.357	1 SAFE		E9			F8		68 G4-6-3		4	1	3	2	0	0	0
77 Ben Weber, R (8, 1)	G3-1		2-H					1-2		0	0	0	0	0	0	0
45 Lee Gronkiewicz, R (9, 1)	25 SF8 1-H		1B					1B		0	0	0	0	0	0	0
Frank Catalanotto, L (1, 7)	G3-1		P5			F8		G4-6-3		3	0	0	0	0	0	2
68 Wayne Lydon, S (6, 7) OBP: 0.500, SLG: 0.552	2-3							1-2f		1	0	0	0	0	0	2
(8, 8)																
25 Troy Glaus, R (1, 5) OBP: 0.500, SLG: 0.652	SF8			BBB G4-3 WP		K			G6-3	1	0	0	1	1	1	0
Justin Speier, R (6, 1)	3-H			BB						0	0	0	0	0	0	0
51 Mike Mahoney, R (7, 2) OBP: 0.714, SLG: 1.500										1	0	0	0	0	0	0
Eric Hinske, L (1, 9) OBP: 0.441, SLG: 0.821	K			B G4-3			BBB G4-3 PB 43 FC3-2		G6-3	2	0	0	0	1	1	1
21 Chad Mottola, R (8, 9) OBP: 0.267, SLG: 0.269				1-3			BB			1	0	0	0	0	0	0
Bengie Molina, R (1, 2) OBP: 0.250, SLG: 0.290		G4-3		G6-3			B 1-0 G4-3		G6-3	3	0	0	0	0	0	2
56 Brian Tallet, L (7, 1)							1-3			0	0	0	0	0	0	0
35 Ron Davenport, L (8, 7) OBP: 0.600, SLG: 1.000										1	0	0	0	0	0	0
43 Kevin Barker, L (1, 3) OBP: 0.319, SLG: 0.477		G3-1		F8			FC3-2 2 S			3	0	0	0	0	0	2
							3-H									
2 Aaron Hill, R (1, 4) OBP: 0.333, SLG: 0.296		P5			G5-3		B 1-0 F9			3	0	0	0	0	0	1
46 Luis Figueroa, S (8, 6) OBP: 0.333, SLG: 0.419							1-2			0	0	0	0	0	0	0
Ted Lilly, L (1, 1)			K		K			L8		2	0	0	0	0	2	0
Scott Dragicevich, R (6, 5)										1	0	0	0	0	0	0
Danny Solano, R (8, 5)										0	0	0	0	0	0	0
Inning Stats	R: 2 H: 1 E: 2 LOB: 0 K: 1 BB: 0 S: 7 P: 7	R: 0 H: 0 E: 0 LOB: 0 K: 0 BB: 0 S: 3 P: 3	R: 1 H: 2 E: 1 LOB: 1 K: 1 BB: 0 S: 6 P: 6	R: 0 H: 0 E: 0 LOB: 1 K: 0 BB: 1 S: 3 P: 8	R: 0 H: 0 E: 0 LOB: 0 K: 1 BB: 0 S: 5 P: 5	R: 0 H: 0 E: 0 LOB: 0 K: 1 BB: 0 S: 5 P: 5	R: 0 H: 0 E: 0 LOB: 0 K: 0 BB: 1 S: 3 P: 9	R: 0 H: 2 E: 0 LOB: 1 K: 0 BB: 0 S: 4 P: 4	R: 0 H: 0 E: 0 LOB: 0 K: 0 BB: 0 S: 3 P: 3	1B: 3 SF: 1 2B: 2 SAC: 0 3B: 0 DP: 1 HR: 0 HBP: 0						

TOP

Toronto Blue Jays @ Cincinnati Reds

Ed Smith Stadium, Sarasota, FL

Mon Mar 20 2006, 1:05 PM EST

Att. 4,258 - Sunny - 81 F

livebaseballscorecards.com

AB	30
R	3
H	5
RBI	3
BB	2
SO	4
LOB	10

WP: 1 PA: 33
PB: 1
SB: 1
CS: 0

PITCHER		IP	WLS	BF	H	R	ER	SO	BB	IBB	HBP	BLK	WP	HR	S	P	ERA	WHIP
25 David Weathers, R ERA: 7.0	(1, 1)	2.0		8	1	2	0	1	0	0	0	0	0	0	10	10	0.00	0.500
Ryan Wagner, R ERA: 4.5	(3, 1)	1.0		4	2	1	1	1	0	0	0	0	0	0	6	6	9.00	2.000
37 Brian Shackelford, L ERA: 3.0	(4, 1)	1.0		4	0	0	0	0	1	0	0	0	1	0	3	8	0.00	1.000
Jason Standridge, R ERA: 11.57	(5, 1)	1.0		3	0	0	0	1	0	0	0	0	0	0	5	5	0.00	0.000
Mike Burns, R ERA: 1.69	(6, 1)	2.0		7	0	0	0	1	1	0	0	0	0	0	8	14	0.00	0.500

PITCHER		IP	WLS	BF	H	R	ER	SO	BB	IBB	HBP	BLK	WP	HR	S	P	ERA	WHIP
75 Jake Robbins, R ERA:	(8, 1)	1.0		4	2	0	0	0	0	0	0	0	0	0	4	4	0.00	2.000
56 Todd Coffey, R ERA: 4.0	(9, 1)	1.0	W	3	0	0	0	0	0	0	0	0	0	0	3	3	0.00	0.000

Batter	1	2	3	4	5	6	7	8	9	AB	R	H	RBI	BB	SO	LOB
6 Ryan Freel, R (1, 4) OBP: 0.208, SLG: 0.205	P3	G6-3			1B		G6-3		27 1B 2-H 27 1B 2B	5	1	2	1	0	0	2
Felipe Lopez, S (1, 6) OBP: 0.295, SLG: 0.326 27 Chris Denorfia, R (6, 8) OBP: 0.327, SLG: 0.341	12 G3-1 1B 1B		G4-3		1-3 1B		3B		BB 27 1B 2-3 1B	3 2	0 1	2 2	0 0	0 0	0 0	0 0
Ken Griffey Jr., L (1, 8) OBP: 0.333, SLG: 0.333 Mike Burns, R (6, 1) Dane Sardinha, R (7, PH) OBP: 0.389, SLG: 0.345 (8, 2) Javier Valentin, S (9, PH) OBP: 0.800, SLG: 1.000	12 G3-1 1-2 1B	C C S K			G4-3		C C S K	B B B B	27 1B 1-2 BB	3 0 1 0	0 0 0 0	1 0 0 0	0 0 0 0	0 0 0 1	1 0 1 0	1 0 1 0
12 Edwin Encarnación, R (1, 5) OBP: 0.521, SLG: 1.068 16 Frank Menechino, R (6, PR) OBP: 0.261, SLG: 0.150 (7, 5)	G3-1 1-2 2-3		G5-3			2B 1B		B B B B 9 FC5-4 27 1B BB	F7	3 1	0 1	1 0	0 0	0 1	0 0	2 3
Rich Aurilia, R (1, 3) OBP: 0.324, SLG: 0.500 56 Todd Coffey, R (9, 1) 54 Andy Abad, L (9, PH) OBP: 0.444, SLG: 0.414	P1			P6		1-H 1B 2B		F7	C C S K	4 0 1	0 0 0	1 0 0	1 0 0	0 0 1	0 0 3	3 0 3
Austin Kearns, R (1, 9) OBP: 0.364, SLG: 0.368 27 Brian Buchanan, R (7, 9) OBP: 0.500, SLG: 0.792		G1-6-3 1B		B B B B BB	C C C K			9 FC5-4 1-2 1B	1-2 2-H 3-H 1B	2 2	0 0	1 2	0 2	1 2	1 0	2 0
Jason LaRue, R (1, 2) OBP: 0.342, SLG: 0.167 75 Jake Robbins, R (8, 1) 9 Jacob Cruz, L (8, PH) OBP: 0.407, SLG: 0.350 6 Jeff Bannon, R (8, PR) OBP: 0.500, SLG: 0.429 (9, 3)	C C C K			P2		2-H 1B		FC5-4 15 S 1-2f 2-3		3 0 1 0	0 0 0 0	1 0 0 0	0 0 0 0	1 0 0 0	2 0 2 0	2 0 2 0
Quinton McCracken, S (1, 7) OBP: 0.400, SLG: 0.395 15 Dewayne Wise, L (6, PH) OBP: 0.405, SLG: 0.816 (7, 7)	G1-6-3 1-2 1B			F8		C C C K		C C C K 1-2		2 2	0 0	1 0	0 0	0 0	0 2	1 3
25 David Weathers, R (1, 1) Scott Hatteberg, L (2, PH) OBP: 0.351, SLG: 0.438 Ryan Wagner, R (3, 1) 37 Brian Shackelford, L (4, 1) Jason Standridge, R (5, 1) 43 Matt Kata, S (5, PH) OBP: 0.206, SLG: 0.242 (6, 6)	G1-6-3 1-2 2-3				C C C K		F7		6 2B 2B	0 1 0 0 0 3	0 0 0 0 0 1	0 0 0 0 0 0	0 0 0 0 0 0	0 0 0 0 0 1	0 2 0 0 0 0	0 2 0 0 0 0
Inning Stats	R: 0 E: 0 K: 0 S: 5 H: 2 LOB: 2 BB: 0 P: 5	R: 0 E: 0 K: 1 S: 7 H: 2 LOB: 2 BB: 0 P: 7	R: 0 E: 0 K: 1 S: 5 H: 0 LOB: 0 BB: 0 P: 5	R: 0 E: 0 K: 0 S: 3 H: 0 LOB: 1 BB: 1 P: 7	R: 0 E: 0 K: 1 S: 6 H: 2 LOB: 1 BB: 0 P: 6	R: 1 E: 0 K: 2 S: 9 H: 3 LOB: 1 BB: 0 P: 9	R: 0 E: 0 K: 1 S: 6 H: 1 LOB: 1 BB: 0 P: 6	R: 0 E: 0 K: 1 S: 6 H: 1 LOB: 3 BB: 1 P: 10	R: 3 E: 0 K: 1 S: 8 H: 4 LOB: 2 BB: 1 P: 12	1B: 11 2B: 3 3B: 1 HR: 0 SF: 0 SAC: 0 DP: 0 HBP: 0						

PITCHER		IP	WLS	BF	H	R	ER	SO	BB	IBB	HBP	BLK	WP	HR	S	P	ERA	WHIP
Ted Lilly, L ERA: 3.21	(1, 1)	5.0		21	6	0	0	3	1	0	0	0	0	0	26	30	0.00	1.400
Justin Speier, R ERA: 3.86	(6, 1)	1.0	H	5	3	1	1	2	0	0	0	0	0	0	9	9	9.00	3.000
56 Brian Tallet, L ERA:	(7, 1)	1.0	H	4	1	0	0	1	0	0	0	0	0	0	6	6	0.00	1.000
77 Ben Weber, R ERA: 6.0	(8, 1)	1.0	H	5	1	0	0	1	1	0	0	0	0	0	6	10	0.00	2.000
45 Lee Gronkiewicz, R ERA: 4.05	(9, 1)	0.2	L	7	4	3	3	1	1	0	0	0	0	0	8	12	40.50	7.500

PITCHER	IP	WLS	BF	H	R	ER	SO	BB	IBB	HBP	BLK	WP	HR	S	P	ERA	WHIP

BOTTOM

Toronto Blue Jays @ Cincinnati Reds

Ed Smith Stadium, Sarasota, FL

Mon Mar 20 2006, 1:05 PM EST

Att. 4,258 - Sunny - 81 F

livebaseballscorecards.com

AB	39
R	4
H	15
RBI	4
BB	3
SO	8
LOB	27

Cleveland Indians @ Cincinnati Reds

Ed Smith Stadium, Sarasota, FL

Tue Mar 21 2006, 1:05 PM EST

Att. 6,983 - Sunny - 81 F

TOP

livebaseballscorecards.com

Batter	1	2	3	4	5	6	7	8	9	AB	R	H	RBI	BB	SO	LOB
24 Grady Sizemore, L (1, 8) OBP: 0.487, SLG: 0.848	CSS 0-3 ① K		x 0-0 ① P4		x 0-0 3B	x 0-0 1-H 3-H 3B		SSS 0-3 ③ K		4	0	2	2	0	1	1
Fernando Cabrera, R (6, 1)										0	0	0	0	0	0	0
11 Einar Díaz, R (7, 2) OBP: 0.375, SLG: 0.565										1	0	0	0	0	1	2
Ronnie Belliard, R (1, 4) OBP: 0.500, SLG: 1.600	x 0-0 HR		SSS 0-3 ② K		BBBB 4-0 BB	SSS 0-3 ③ K			x 0-0 ① G6-3	2	1	1	1	1	1	1
64 Jose Flores, R (6, PH) OBP: 0.208, SLG: 0.174										2	0	0	0	0	1	1
(6, 4)																
48 Travis Hafner, L (1, 3) OBP: 0.563, SLG: 0.920	x 0-0 ② F9		x 0-0 ③ F9		x 0-0 ③ G4-3		SCS 0-3 ① K		CCC 0-3 ② K	3	0	0	0	0	0	3
Ben Broussard, L (6, 3) OBP: 0.308, SLG: 0.314										2	0	0	0	0	2	0
41 Victor Martinez, S (1, 2) OBP: 0.308, SLG: 0.500	SSS 0-3 ③ K			x 0-0 ① F9		x 0-0 HR	SSS 0-3 ② K		x 0-0 1B	4	1	1	1	0	2	0
32 Danny Graves, R (7, 1)										0	0	0	0	0	0	0
27 Steve Karsay, R (8, 1)										0	0	0	0	0	0	0
25 Ryan Garko, R (9, PH) OBP: 0.426, SLG: 0.405										1	0	1	0	0	0	0
Scott Sauerbeck, R (9, 1)										0	0	0	0	0	0	0
Eduardo Perez, R (1, 9) OBP: 0.308, SLG: 0.250		x 0-0 ① F9		BBBB 4-0 BB		x 0-0 FC6-4 1B	x 0-0 ③ P3		x 0-0 ③ G5-3	4	0	1	0	1	0	1
Todd Hollandsworth, L (1, 7) OBP: 0.270, SLG: 0.314		x 0-0 ② P6		x 0-0 ② P5		x 0-0 ① FC6-4 1-2f 2B		x 0-0 ① F9		3	1	0	0	0	0	2
30 Andy Marte, R (6, 5) OBP: 0.368, SLG: 0.571										1	0	0	0	0	0	0
Aaron Boone, R (1, 5) OBP: 0.515, SLG: 0.893		x 0-0 1B		x 0-0 ③ G4-3		x 0-0 15 G6-3 24 3B 1-H 2B		x 0-0 ② G6-3		3	1	2	1	0	0	1
38 Franklin Gutierrez, R (6, 8) OBP: 0.325, SLG: 0.219										1	0	0	0	0	0	0
15 Ramón Vázquez, L (1, 6) OBP: 0.273, SLG: 0.372		x 0-0 ③ P6			SSS 0-3 ① K	x 0-0 ② G6-3 2-3		x 0-0 1B		4	0	1	0	0	1	2
31 Cliff Lee, L (1, 1) OBP: 0.500, SLG: 0.500			x 0-0 1B		SSS 0-3 ② K	BBBB 4-0 24 3B BB		x 0-0 1-2 1B		2	0	1	0	0	1	0
Jason Dubois, R (6, PH) OBP: 0.543, SLG: 0.667										1	1	1	0	1	0	0
(6, 7)																

Inning Stats	1	2	3	4	5	6	7	8	9
	R: 1 H: 1 E: 0 LOB: 0 K: 2 BB: 0 S: 8 P: 8	R: 0 H: 1 E: 0 LOB: 1 K: 0 BB: 0 S: 4 P: 4	R: 0 H: 1 E: 0 LOB: 0 K: 1 BB: 0 S: 6 P: 6	R: 0 H: 0 E: 0 LOB: 1 K: 0 BB: 1 S: 3 P: 7	R: 0 H: 1 E: 0 LOB: 2 K: 2 BB: 1 S: 8 P: 12	R: 4 H: 4 E: 0 LOB: 1 K: 1 BB: 1 S: 9 P: 13	R: 0 H: 0 E: 0 LOB: 0 K: 2 BB: 0 S: 7 P: 7	R: 0 H: 2 E: 0 LOB: 2 K: 1 BB: 0 S: 7 P: 7	R: 0 H: 1 E: 0 LOB: 1 K: 1 BB: 0 S: 6 P: 6

AB	38
R	5
H	11
RBI	5
BB	3
SO	10
LOB	14

PITCHER		IP	WLS	BF	H	R	ER	SO	BB	IBB	HBP	BLK	WP	HR	S	P	ERA	WHIP	PITCHER	IP	WLS	BF	H	R	ER	SO	BB	IBB	HBP	BLK	WP	HR	S	P	ERA	WHIP
Brandon Claussen, L ERA: 2.25	(1, 1)	5.0		21	4	1	1	5	2	0	0	0	0	1	29	37	1.80	1.200																	
75 Jake Robbins, R ERA: 4.15	(6, 1)	1.0	L	8	4	4	4	1	1	0	0	0	0	1	9	13	36.00	5.000																	
Chris Hammond, L ERA:	(7, 1)	1.0		3	0	0	0	2	0	0	0	0	0	0	7	7	0.00	0.000																	
Rick White, R ERA: 3.68	(8, 1)	1.0		5	2	0	0	1	0	0	0	0	0	0	7	7	0.00	2.000																	
Kent Mercker, L ERA: 1.8	(9, 1)	1.0		4	1	0	0	1	0	0	0	0	0	0	6	6	0.00	1.000																	

1B: 6	SF: 0
2B: 1	SAC: 0
3B: 2	DP: 0
HR: 2	HBP: 0

WP: 0	PA: 41
PB: 0	
SB: 0	
CS: 0	

Cleveland Indians @ Cincinnati Reds

Ed Smith Stadium, Sarasota, FL

Tue Mar 21 2006, 1:05 PM EST

Att. 6,983 - Sunny - 81 F

BOTTOM

Batter	1	2	3	4	5	6	7	8	9	AB	R	H	RBI	BB	SO	LOB
Tony Womack, L (1, 4) OBP: 0.432, SLG: 0.412	L9		G4-6-3 1B		F7		G4-3		G6-3	3	0	1	0	0	0	3
16 Frank Menechino, R (7, 5) OBP: 0.240, SLG: 0.136										2	0	0	0	0	0	0
Felipe Lopez, S (1, 6) OBP: 0.277, SLG: 0.304	G6-3		G4-6-3 1-2f		P3		G6-3			3	0	0	0	0	0	4
9 Jacob Cruz, L (7, 3) OBP: 0.393, SLG: 0.333										1	0	0	0	0	0	0
Ken Griffey Jr., L (1, 8) OBP: 0.333, SLG: 0.333	1B			K	F7			WP 2B		3	0	1	0	0	1	3
75 Jake Robbins, R (6, 1)										0	0	0	0	0	0	0
27 Brian Buchanan, R (7, 9) OBP: 0.520, SLG: 0.840										1	0	1	0	0	0	0
Adam Dunn, L (1, 7) OBP: 0.366, SLG: 0.559	G4-3			12 G6-3 2B		S 2B BB		K		2	0	1	0	1	0	1
27 Chris Denorfia, R (6, PR) OBP: 0.320, SLG: 0.333										1	1	0	0	0	1	1
(7, 7)																
12 Edwin Encarnación, R (1, 5) OBP: 0.510, SLG: 1.043		1B G6-4-3 2B		G6-3 2-3		F7		E6 WP		3	1	1	0	0	0	2
77 Aaron Holbert, R (7, 6) OBP: 0.143, SLG: 0.385										1	0	0	0	0	0	1
Scott Hatteberg, L (1, 3) OBP: 0.350, SLG: 0.429		G6-4-3 2-3 1B		G4-3		K 1-2		K 1-2 2-3		3	0	1	0	0	1	2
Dane Sardinha, R (7, 2) OBP: 0.378, SLG: 0.333										1	0	0	0	0	1	2
Austin Kearns, R (1, 9) OBP: 0.383, SLG: 0.415	G6-4-3 1-2f 3-H				1B 1B 1B	2-H 2B		L9		3	0	2	1	0	0	1
43 Matt Kata, S (6, PR) OBP: 0.200, SLG: 0.235										1	0	0	0	0	0	2
(7, 4)																
Javier Valentin, S (1, 2) OBP: 0.625, SLG: 0.714	G4-3				1B 1-2 1B	G1-3			G3-1	3	0	1	0	0	0	2
Chris Hammond, L (7, 1)										0	0	0	0	0	0	0
Rick White, R (8, 1)										0	0	0	0	0	0	0
Kent Mercker, L (9, 1)										0	0	0	0	0	0	0
54 Andy Abad, L (9, PH) OBP: 0.432, SLG: 0.400										1	0	0	0	0	0	0
Brandon Claussen, R (1, 1) OBP: 0.400, SLG: 0.600			K		1-2 2-3 1B		G3-1		F7	2	0	1	0	0	1	0
15 Dewayne Wise, L (5, PR) OBP: 0.386, SLG: 0.775										2	0	0	0	0	0	0
(6, 8)																
Inning Stats	R: 0 E: 0 K: 0 S: 4 H: 1 LOB: 1 BB: 0 P: 4	R: 1 E: 0 K: 0 S: 4 H: 2 LOB: 0 BB: 0 P: 4	R: 0 E: 0 K: 1 S: 5 H: 1 LOB: 0 BB: 0 P: 5	R: 0 E: 0 K: 1 S: 6 H: 1 LOB: 1 BB: 0 P: 6	R: 0 E: 0 K: 0 S: 6 H: 3 LOB: 3 BB: 0 P: 6	R: 1 E: 0 K: 1 S: 6 H: 1 LOB: 2 BB: 1 P: 11	R: 0 E: 0 K: 0 S: 3 H: 0 LOB: 0 BB: 0 P: 3	R: 0 E: 1 K: 2 S: 9 H: 1 LOB: 2 BB: 0 P: 10	R: 0 E: 0 K: 0 S: 3 H: 0 LOB: 0 BB: 0 P: 3							

	AB	36
	R	2
	H	10
	RBI	1
	BB	1
	SO	5
	LOB	24

1B: 6 SF: 0
2B: 4 SAC: 0
3B: 0 DP: 2
HR: 0 HBP: 0

WP: 1 PA: 37
PB: 0
SB: 1
CS: 0

livebaseballscorecards.com

PITCHER		IP	WLS	BF	H	R	ER	SO	BB	IBB	HBP	BLK	WP	HR	S	P	ERA	WHIP
31 Cliff Lee, L ERA: 5.5	(1, 1)	5.0	W	21	8	1	1	2	0	0	0	0	0	0	25	25	1.80	1.600
Fernando Cabrera, R ERA: 4.5	(6, 1)	1.0		5	1	1	1	1	1	0	0	0	0	0	6	11	9.00	2.000
32 Danny Graves, R ERA: 2.79	(7, 1)	1.0	H	3	0	0	0	0	0	0	0	0	0	0	3	3	0.00	0.000
27 Steve Karsay, R ERA: 7.2	(8, 1)	1.0	H	5	1	0	0	2	0	0	0	0	1	0	9	10	0.00	1.000
Scott Sauerbeck, L ERA: 6.75	(9, 1)	1.0	S	3	0	0	0	0	0	0	0	0	0	0	3	3	0.00	0.000

PITCHER	IP	WLS	BF	H	R	ER	SO	BB	IBB	HBP	BLK	WP	HR	S	P	ERA	WHIP

Batter	1	2	3	4	5	6	7	8	9	AB	R	H	RBI	BB	SO	LOB
6 Ryan Freel, R (1, 4) OBP: 0.208, SLG: 0.188	x 0-0 ① G5-3		C C C 0-3 ③ K		B B B 4-0 15 S BB		x 0-0 ② P3		x 0-0 ③ G6-3	4	0	0	0	1	1	2
30 Norris Hopper, R (9, 7)										0	0	0	0	0	0	0
15 Dewayne Wise, L (1, 8) OBP: 0.354, SLG: 0.705	x 0-0 ② G4-3			x 0-0 ① G3	B x 1-0 ② G3 1-2 2-3		C C C 0-3 ③ K			4	0	0	0	0	1	2
Rich Aurilia, R (1, 6) OBP: 0.293, SLG: 0.447	S S S 0-3 ③ K			x 0-0 ② F9	S B 1-1 ③ 2-1 3-H	x 0-0 ① F9		x 0-0 ① F7		4	0	0	0	0	1	0
27 Chris Denorfia, R (8, 9) OBP: 0.320, SLG: 0.333										0	0	0	0	0	0	0
9 Jacob Cruz, L (1, 10) OBP: 0.375, SLG: 0.292		C C C 0-3 ① K		B B B 4-0 BB		x 0-0 ② G5-3		x 0-0 ② L4		3	0	0	0	1	1	0
Austin Kearns, R (1, 9) OBP: 0.392, SLG: 0.409		x 0-0 ② G5-3	S S S 0-3 ③ K			B B B 4-0 E 54 2B BB		x 0-0 26 FC6-4 1B		3	1	1	0	1	1	1
6 Jeff Bannon, R (8, PR) OBP: 0.500, SLG: 0.429 (8, 6)										0	0	0	0	0	0	0
Jason LaRue, R (1, 2) OBP: 0.341, SLG: 0.156		S S S 0-3 ③ K			H 1-0 54 HR HBP	x 0-0 E6 54 2B 1-2		x 0-0 ③ FC6-4 1-2f		2	2	0	0	0	1	1
26 David Ross, R (6, 2) OBP: 0.625, SLG: 1.056										1	0	0	0	0	0	1
54 Andy Abad, L (1, 3) OBP: 0.463, SLG: 0.559			x 0-0 ① F8		x 0-0 1-H HR	x 0-0 1-H 2-H 2B			x 0-0 16 G5-3 1B	4	1	3	4	0	0	0
16 Frank Menechino, R (1, 5) OBP: 0.241, SLG: 0.120			B B B 4-0 BB		x 0-0 ① F7	x 0-0 ③ F9			x 0-0 ① G5-3 1-2	3	0	0	0	1	0	2
43 Matt Kata, S (1, 7) OBP: 0.205, SLG: 0.263 (9, 4)			x 0-0 ② F9		x 0-0 15 S 2-1 2B		S S S 0-3 ① K		x 0-0 ② F7	4	0	1	0	0	1	2
Inning Stats	R: 0 E: 0 K: 1 S: 5 H: 0 LOB: 0 BB: 0 P: 5	R: 0 E: 0 K: 2 S: 7 H: 0 LOB: 0 BB: 0 P: 7	R: 0 E: 0 K: 1 S: 5 H: 0 LOB: 1 BB: 1 P: 9	R: 0 E: 0 K: 1 S: 5 H: 0 LOB: 1 BB: 1 P: 9	R: 2 E: 0 K: 0 S: 5 H: 2 LOB: 2 BB: 1 P: 12	R: 2 E: 1 K: 0 S: 5 H: 1 LOB: 1 BB: 1 P: 9	R: 0 E: 0 K: 2 S: 7 H: 0 LOB: 0 BB: 0 P: 7	R: 0 E: 0 K: 0 S: 4 H: 1 LOB: 1 BB: 0 P: 4	R: 0 E: 0 K: 0 S: 4 H: 1 LOB: 1 BB: 0 P: 4	1B: 2 2B: 2 3B: 0 HR: 1 SF: 0 SAC: 0 DP: 0 HBP: 1							

Cincinnati Reds @ Minnesota Twins

Hammond Stadium, Fort Myers, FL

Wed Mar 22 2006, 7:05 PM EST

Att. 7,615 - Partly Cloudy - 79 F

TOP

livebaseballscorecards.com

AB	32
R	4
H	5
RBI	4
BB	4
SO	7
LOB	11

PITCHER		IP	WLS	BF	H	R	ER	SO	BB	IBB	HBP	BLK	WP	HR	S	P	ERA	WHIP
30 Scott Baker, R ERA: 3.18	(1, 1)	4.1	L	19	2	2	2	5	3	0	1	0	0	1	25	38	4.15	1.154
37 Dennys Reyes, L ERA:	(5, 1)	1.2		8	1	2	0	0	1	0	0	0	0	0	7	13	0.00	1.200
47 Francisco Liriano, L ERA:	(7, 1)	1.0		3	0	0	0	2	0	0	0	0	0	0	7	7	0.00	0.000
36 Joe Nathan, R ERA: 4.5	(8, 1)	1.0		4	1	0	0	0	0	0	0	0	0	0	4	4	0.00	1.000
54 Matt Guerrier, R ERA: 4.91	(9, 1)	1.0		4	1	0	0	0	0	0	0	0	0	0	4	4	0.00	1.000

PITCHER	IP	WLS	BF	H	R	ER	SO	BB	IBB	HBP	BLK	WP	HR	S	P	ERA	WHIP

WP: 0 PB: 0 SB: 2 CS: 0 PA: 37

BOTTOM

Cincinnati Reds @ Minnesota Twins

Hammond Stadium, Fort Myers, FL

Wed Mar 22 2006, 7:05 PM EST

Att. 7,615 - Partly Cloudy - 79 F

livebaseballscorecards.com

Batter	1	2	3	4	5	6	7	8	9	AB	R	H	RBI	BB	SO	LOB
Shannon Stewart, R (1, 7) OBP: 0.433, SLG: 0.577	K		1-H 2B			G4-6-3 1-2f		1-2 1B		3	0	1	1	0	1	1
11 Josh Rabe, R (7, 7) OBP: 0.357, SLG: 0.538										1	0	1	0	0	0	0
Luis Castillo, S (1, 4) OBP: 0.548, SLG: 0.417	K			FC5-4 1B		1B		K		3	0	2	0	0	1	0
53 Luis Maza, R (6, PR) OBP: 0.333, SLG: 0.450										1	0	0	0	0	1	2
7 Joe Mauer, L (1, 2) OBP: 0.361, SLG: 0.367	G4-3			P6		K			BB 56 FC6-4	3	0	0	0	0	1	2
51 Shawn Wooten, R (8, 2) OBP: 0.280, SLG: 0.286										0	0	0	0	1	0	0
24 Rondell White, R (1, 10) OBP: 0.385, SLG: 0.658		F8		K			G4-3 1B		K	3	0	1	0	0	1	1
Jason Pridie, L (7, PR) OBP: 0.381, SLG: 0.389										1	0	0	0	0	1	1
Torii Hunter, R (1, 8) OBP: 0.394, SLG: 0.667		K		FC5-4 1-2f			G4-3 1-2f		FC6-4 15 BB DI 1-2f 1B	3	0	0	0	0	1	2
56 Andres Torres, S (8, 8) OBP: 0.227, SLG: 0.273										1	1	0	0	0	0	1
33 Justin Morneau, L (1, 3) OBP: 0.478, SLG: 0.737		K			P5		G4-3		15 BB 1-2 1B BB	3	0	0	0	0	1	1
Jason Hart, R (8, 3) OBP: 0.182, SLG: 0.600										0	1	0	0	1	0	0
Tony Batista, R (1, 5) OBP: 0.300, SLG: 0.526			K		G5-3			K	1B 1-2 2-3 BB	3	0	0	0	0	2	0
15 Glenn Williams, S (9, 5) OBP: 0.304, SLG: 0.364										0	0	0	0	1	0	0
20 Lew Ford, R (1, 9) OBP: 0.297, SLG: 0.500			2B 1B		P5			G1-3	1-2 2-H 3-H 1B	3	1	1	0	0	0	0
Jason Tyner, L (9, 9) OBP: 0.533, SLG: 0.560										1	0	1	2	0	0	0
Jason Bartlett, R (1, 6) OBP: 0.500, SLG: 0.414			F8			G4-6-3 HBP		11 1B 1B	K	3	0	1	0	0	1	3
Inning Stats	R: 0 E: 0 K: 2 S: 7 H: 0 LOB: 0 BB: 0 P: 7	R: 0 E: 0 K: 2 S: 7 H: 0 LOB: 0 BB: 0 P: 7	R: 1 E: 0 K: 1 S: 6 H: 2 LOB: 1 BB: 0 P: 6	R: 0 E: 0 K: 1 S: 6 H: 1 LOB: 1 BB: 0 P: 6	R: 0 E: 0 K: 0 S: 3 H: 0 LOB: 0 BB: 0 P: 3	R: 0 E: 0 K: 1 S: 5 H: 1 LOB: 1 BB: 0 P: 6	R: 0 E: 0 K: 0 S: 3 H: 1 LOB: 1 BB: 0 P: 3	R: 0 E: 0 K: 2 S: 9 H: 2 LOB: 2 BB: 0 P: 9	R: 2 E: 0 K: 2 S: 8 H: 1 LOB: 2 BB: 3 P: 20	1B: 7 2B: 1 3B: 0 HR: 0	SF: 0 SAC: 0 DP: 2 HBP: 1						

	AB	32
	R	3
	H	8
	RBI	3
	BB	3
	SO	11
	LOB	14

WP: 0 PB: 0 SB: 0 CS: 0 PA: 36

PITCHER		IP	WLS	BF	H	R	ER	SO	BB	IBB	HBP	BLK	WP	HR	S	P	ERA	WHIP
22 Eric Milton, L ERA: 7.94	(1, 1)	5.0	W	17	3	1	1	6	0	0	0	0	0	0	29	29	1.80	0.600
56 Todd Coffey, R ERA: 3.6	(6, 1)	1.0	H	4	1	0	0	1	0	0	1	0	0	0	5	6	0.00	1.000
48 Mike Gosling, L ERA: 14.09	(7, 1)	1.0	H	3	1	0	0	0	0	0	0	0	0	0	3	3	0.00	1.000
31 Matt Belisle, R ERA: 2.25	(8, 1)	1.0	H	5	2	0	0	2	0	0	0	0	0	0	9	9	0.00	2.000
37 Brian Shackelford, L ERA: 4.5	(9, 1)	1.0	S	7	1	2	2	2	3	0	0	0	0	0	8	20	18.00	4.000

PITCHER	IP	WLS	BF	H	R	ER	SO	BB	IBB	HBP	BLK	WP	HR	S	P	ERA	WHIP

Cincinnati Reds @ Pittsburgh Pirates

McKechnie Field, Bradenton, FL

Thu Mar 23 2006, 1:05 PM EST

Att. 5,358 - Partly Cloudy - 75 F

TOP

livebaseballscorecards.com

Batter	1	2	3	4	5	6	7	8	9	AB	R	H	RBI	BB	SO	LOB
Tony Womack, L (1, 4) OBP: 0.425, SLG: 0.486	B1-3	G6-3		2-H HR		K			26 HBP 34 1B	3	1	1	2	0	0	1
43 Matt Kata, S (4, 4) OBP: 0.220, SLG: 0.275									1B	2	0	1	0	0	1	0
Felipe Lopez, S (1, 6) OBP: 0.260, SLG: 0.286	P6		K	G6-3			E1		K	3	0	0	0	0	1	0
6 Jeff Bannon, R (4, 6) OBP: 0.400, SLG: 0.333										2	0	0	0	0	1	1
12 Edwin Encarnación, R (1, 5) OBP: 0.500, SLG: 1.000	S BB	K	K	F7			K		26 HBP 1B	2	0	0	0	1	1	0
Ryan Wagner, R (4, 1)										0	0	0	0	0	0	0
Rick White, R (5, 1)										0	0	0	0	0	0	0
51 Jung Keun Bong, L (6, 1)										0	0	0	0	0	0	0
9 Jacob Cruz, L (7, PH) OBP: 0.364, SLG: 0.280										1	0	0	0	0	1	1
Justin Germano, R (7, 1)										0	0	0	0	0	0	0
34 Robert Stratton, R (9, PH) OBP: 0.250, SLG: 0.250										1	0	1	0	0	0	0
Adam Dunn, L (1, 7) OBP: 0.372, SLG: 0.543	K 1-2		BB		BB		K		F8	1	0	0	0	1	1	1
15 Dewayne Wise, L (4, 7) OBP: 0.353, SLG: 0.674					26 CS					2	0	0	0	1	1	3
Scott Hatteberg, L (1, 3) OBP: 0.357, SLG: 0.432		FC5-4 1B	P4		F8 1-2		P4		54 FC4-6 HBP 1-2 2-3	2	0	1	0	0	0	1
26 David Ross, R (4, 2) OBP: 0.593, SLG: 0.950										2	0	0	0	0	0	2
Javier Valentin, S (1, 2) OBP: 0.600, SLG: 0.625	FC5-4 27 1B 27 2B 1-2f			27 1B 27 2B HBP	1B			BB 27 G4-6-3	FC4-6 1-2f	1	2	0	0	0	0	1
54 Andy Abad, L (4, 3) OBP: 0.477, SLG: 0.556										2	0	1	0	1	0	3
27 Chris Denorfia, R (1, 8) OBP: 0.333, SLG: 0.347	27 2B 1-2 1B			27 2B 1-2 1B	F8			G4-6-3 1-2f		4	2	2	0	0	0	2
27 Brian Buchanan, R (1, 9) OBP: 0.552, SLG: 0.897	1-H 2-H 2B			HR 1-H 2-H 2B		G4-3		16 FC6-4 1B		4	1	3	4	0	0	0
Dave Williams, L (1, 1)	K					P5		FC6-4 1-2f		2	0	0	0	0	2	2
16 Frank Menechino, R (4, 5) OBP: 0.226, SLG: 0.111										2	0	0	0	0	0	1
Inning Stats	R: 0 E: 0 K: 1 S: 5 H: 0 LOB: 1 BB: 1 P: 10	R: 2 E: 0 K: 1 S: 8 H: 3 LOB: 1 BB: 0 P: 8	R: 0 E: 0 K: 2 S: 7 H: 0 LOB: 1 BB: 1 P: 11	R: 4 E: 0 K: 1 S: 8 H: 3 LOB: 0 BB: 0 P: 9	R: 0 E: 0 K: 0 S: 3 H: 1 LOB: 1 BB: 1 P: 8	R: 0 E: 0 K: 1 S: 5 H: 0 LOB: 0 BB: 0 P: 5	R: 0 E: 1 K: 2 S: 8 H: 0 LOB: 1 BB: 0 P: 8	R: 0 E: 0 K: 0 S: 3 H: 1 LOB: 1 BB: 1 P: 7	R: 0 E: 0 K: 1 S: 7 H: 2 LOB: 3 BB: 0 P: 8	1B: 7 2B: 2 3B: 0 HR: 1 SF: 0 SAC: 0 DP: 1 HBP: 2							

AB	36
R	6
H	10
RBI	6
BB	4
SO	9
LOB	19

WP: 0 PB: 0 SB: 1 CS: 1 PA: 42

PITCHER		IP	WLS	BF	H	R	ER	SO	BB	IBB	HBP	BLK	WP	HR	S	P	ERA	WHIP
28 Paul Maholm, L ERA: 8.5	(1, 1)	4.0	L	21	6	6	6	5	2	0	1	0	0	1	28	38	13.50	2.000
74 Giovanni Carrara, R ERA: 6.0	(5, 1)	1.0		4	1	0	0	0	1	0	0	0	0	0	3	8	0.00	2.000
Michael Gonzalez, L ERA: 2.57	(6, 1)	1.0		3	0	0	0	1	0	0	0	0	0	0	5	5	0.00	0.000
27 Terry Adams, R ERA: 5.14	(7, 1)	1.0		4	0	0	0	2	0	0	0	0	0	0	8	8	0.00	0.000
22 Ryan Vogelsong, R ERA: 7.8	(8, 1)	2.0		10	3	0	0	1	1	0	1	0	0	0	10	15	0.00	2.000

PITCHER	IP	WLS	BF	H	R	ER	SO	BB	IBB	HBP	BLK	WP	HR	S	P	ERA	WHIP

Batter	1	2	3	4	5	6	7	8	9	AB	R	H	RBI	BB	SO	LOB
6 Chris Duffy, L (1, 8) OBP: 0.270, SLG: 0.265 19 José Bautista, R (5, 8) OBP: 0.451, SLG: 0.721	12 E 12 SF7 2B	BBB 4-0 BB	x 0-0 G6-3	SSC 0-3 K						1 1 1 0 1 0 0 2 0 0 0 0 1 3						
2 Jack Wilson, R (1, 6) OBP: 0.357, SLG: 0.346 13 J.J. Furmaniak, R (5, 6) OBP: 0.344, SLG: 0.500	x 0-0 ① L4	x 0-0 ② F7				x 0-0 ① G5-3		x 0-0 53 FC1-5 2B		2 0 0 0 0 0 3 2 0 1 0 0 0 0						
12 Freddy Sanchez, R (1, 5) OBP: 0.375, SLG: 0.481 53 Mike Edwards, R (5, 5) OBP: 0.378, SLG: 0.452	2 SAFE x 0-0 ② SF7 2-H	SSC 0-3 ③ K				x 0-0 ② L9		x 0-0 ① FC1-5 66 L1-3 2-3		1 0 0 1 0 1 2 2 0 0 0 0 0 1						
José Hernández, R (1, 3) OBP: 0.270, SLG: 0.286 66 Paul Chiaffredo, R (4, PH) OBP: 0.222, SLG: 0.389 (5, 3)	SSS 0-3 ③ K			SSS 0-3 ① K		x 0-0 ③ F8		x 0-0 ② ③ L1-3 1-1		1 0 0 0 0 1 0 3 0 0 0 0 1 1						
Jeromy Burnitz, L (1, 9) OBP: 0.304, SLG: 0.696 Adam Boeve, R (4, PH) OBP: 0.750, SLG: 0.667 (5, 9)		x 0-0 ① G3-1		BBB 4-0 65 G6-4-3 BB			x 0-0 ① F8			1 0 0 0 0 0 0 1 0 0 0 1 0 0						
65 Ray Sadler, R (1, 7) OBP: 0.417, SLG: 0.628		x 0-0 ② F9		x 0-0 ② ③ G6-4-3 1-2f			x 0-0 26 1B 41 G3 1B			3 1 1 0 0 0 1						
Jose Castillo, R (1, 4) OBP: 0.514, SLG: 0.742 Dan Schwartzbauer, R (5, 4) OBP: 0.667, SLG: 0.500	x 0-0 ③ F8				BBB 4-0 26 G4-6-3 BB		x 0-0 41 G3 26 1B 1-2 1B			1 0 0 0 0 0 0 1 0 1 0 1 0 0						
26 Ronny Paulino, R (1, 2) OBP: 0.500, SLG: 0.500 Craig Wilson, R (9, 2) OBP: 0.347, SLG: 0.452		x 0-0 28 SH5-4 2B			x 0-0 ① ② G4-6-3 1-2f		x 0-0 41 G3 1-2 2-3 1B			3 0 2 0 0 0 1 0 0 0 0 0 0 0						
28 Paul Maholm, L (1, 1) 74 Giovanni Carrara, R (5, 1) Jody Gerut, L (5, PH) OBP: 0.441, SLG: 0.393 Michael Gonzalez, R (6, 1) 27 Terry Adams, R (7, 1) 41 Ryan Doumit, S (7, PH) OBP: 0.371, SLG: 0.586 22 Ryan Vogelsong, R (8, 1)		x 0-0 ① SH5-4 2-3			x 0-0 2B		x 0-0 ② G3 1-2 2-3 3-H			0 0 0 0 0 0 0 0 0 0 0 0 0 0 1 0 1 0 0 0 0 0 0 0 0 0 0 0 0 0 0 0 0 0 0 1 0 0 1 0 0 2 0 0 0 0 0 0 0						
Inning Stats	R: 1 E: 1 K: 1 S: 6 H: 1 LOB: 0 BB: 0 P: 6	R: 0 E: 0 K: 0 S: 3 H: 0 LOB: 0 BB: 0 P: 3	R: 0 E: 0 K: 1 S: 6 H: 1 LOB: 2 BB: 1 P: 10	R: 0 E: 0 K: 1 S: 4 H: 0 LOB: 0 BB: 1 P: 8	R: 0 E: 0 K: 0 S: 3 H: 1 LOB: 1 BB: 1 P: 7	R: 0 E: 0 K: 0 S: 3 H: 0 LOB: 0 BB: 0 P: 3	R: 1 E: 0 K: 1 S: 8 H: 3 LOB: 2 BB: 0 P: 8	R: 0 E: 0 K: 0 S: 3 H: 1 LOB: 0 BB: 0 P: 3		1B: 3 2B: 5 3B: 0 HR: 0	SF: 1 SAC: 1 DP: 3 HBP: 0					

BOTTOM

Cincinnati Reds @ Pittsburgh Pirates

McKechnie Field, Bradenton, FL

Thu Mar 23 2006, 1:05 PM EST
Att. 5,358 - Partly Cloudy - 75 F

livebaseballscorecards.com

AB	26
R	2
H	7
RBI	2
BB	3
SO	4
LOB	14

WP: 0 PB: 0 SB: 0 CS: 0 PA: 31

PITCHER		IP	WLS	BF	H	R	ER	SO	BB	IBB	HBP	BLK	WP	HR	S	P	ERA	WHIP
Dave Williams, L ERA: 7.2	(1, 1)	3.0	W	12	2	1	0	2	1	0	0	0	0	0	15	19	0.00	1.000
Ryan Wagner, R ERA: 4.0	(4, 1)	1.0		3	0	0	0	1	1	0	0	0	0	0	4	8	0.00	1.000
Rick White, R ERA: 3.24	(5, 1)	1.0		4	1	0	0	0	1	0	0	0	0	0	3	7	0.00	2.000
51 Jung Keun Bong, L ERA:	(6, 1)	1.0		3	0	0	0	0	0	0	0	0	0	0	3	3	0.00	0.000
Justin Germano, R ERA: 4.8	(7, 1)	2.0		9	4	1	1	1	0	0	0	0	0	0	11	11	4.50	2.000

PITCHER	IP	WLS	BF	H	R	ER	SO	BB	IBB	HBP	BLK	WP	HR	S	P	ERA	WHIP

Cincinnati Reds @ Tampa Bay Devil Rays

Progress Energy Park, Home of Al Lang Field, St. Petersburg, FL

Fri Mar 24 2006, 7:05 PM EST

Att. 4,974 - Partly Cloudy - 59 F

TOP

livebaseballscorecards.com

Batter	1	2	3	4	5	6	7	8	9	AB	R	H	RBI	BB	SO	LOB
6 Ryan Freel, R (1, 4)	H 1-0 G3 15 S 1B HBP	X 0-0 ① F9		B B B B 4-0 CS BB			X 0-0 S FC6-2-5-1 2B	B B B B 4-0 BB		2	1	1	0	2	0	0
OBP: 0.259, SLG: 0.220 (2, 8)										0	0	0	0	0	0	0
77 Aaron Holbert, R (8, 7)																
OBP: 0.143, SLG: 0.385																
15 Dewayne Wise, L (1, 8)	S B B B B 4-1 G3 1-2 1B BB	X 0-0 F8-4 1B		X 0-0 ② F8			B F B F X 2-2 ① P4	X 0-0 ③ G6-3		1	1	1	0	1	0	0
54 Andy Abad, L (2, 3)										3	0	0	0	0	0	4
OBP: 0.377, SLG: 0.681																
OBP: 0.447, SLG: 0.513																
Rich Aurilia, R (1, 3)	B F F X 1-2 ① G3 1-2 2-3	X 0-0 ② ③ F8-4 1-2		S 0-1 ③ CS 1-2	S B B F C 2-3 ① K		S X 0-1 ② FC6-2-5-1 2-H		X 0-0 ① 26 FC6-4 30 BB 1B	4	0	0	0	0	1	4
OBP: 0.267, SLG: 0.405 (2, 5)																
6 Jeff Bannon, R (7, PR)										1	0	1	0	0	0	0
OBP: 0.455, SLG: 0.400 (7, 6)																
Javier Valentin, S (1, 10)	X 0-0 9 BB E 16 1B 2-H 3-H 1B		B X 1-0 ① F9		B S F X 1-2 ② F8		S F S 0-3 ③ K		X 0-0 ① F8	5	1	1	2	0	1	2
OBP: 0.467, SLG: 0.462					F X 0-1 ③ F8											
Austin Kearns, R (1, 9)	X 0-0 E5 16 1B 9 BB 16 E 1-2		X 0-0 F8 2B					B B B B 4-0 26 2B BB	B B B B 4-0 26 FC6-4 1-2 BB	3	1	1	0	1	0	1
30 Norris Hopper, R (8, PR)										0	1	0	0	1	0	0
OBP: 0.400, SLG: 0.426 (8, 8)																
Jason LaRue, R (1, 2)	X 0-0 ② F7		X 0-0 ② F8 2-3			H 1-0 16 F8 9 G3-1 HBP		X 0-0 9 1B 16 E 1-H 2B	X 0-0 ② FC6-4 1-2f 2-3	2	0	0	0	0	0	3
OBP: 0.341, SLG: 0.147 (7, 2)										2	1	1	1	0	0	2
26 David Ross, R																
OBP: 0.586, SLG: 0.955																
9 Jacob Cruz, L (1, 7)	B B B B 4-0 16 E 1-2 2-3 BB		B B B B 4-0 BB			X 0-0 ① G3-1 1-2		X 0-0 43 G6-3 16 E 2-3 1B	F S C 0-3 ③ K	2	0	1	0	2	0	1
27 Brian Buchanan, R (8, PR)										1	0	0	0	0	1	2
OBP: 0.533, SLG: 0.867 (8, 9)																
16 Frank Menechino, R (1, 5)	X 0-0 E5 1-3 2-H 3-H 1B		X 0-0 ③ F8			B F S X 1-2 ② F8 2-3		X 0-0 E5 43 G6-3 1-2 3-H		4	0	1	1	0	0	4
OBP: 0.229, SLG: 0.129 (2, 4)																
(7, 5)																
43 Matt Kata, S (1, 6)	X 0-0 ③ G3			X 0-0 ① B1-3		X 0-0 ③ G3		X 0-0 ① ② G6-3 1-2f 2-3		4	0	0	0	0	0	5
OBP: 0.200, SLG: 0.250 (7, 4)																

Inning Stats	1	2	3	4	5	6	7	8	9
	R: 4 E: 2 K: 0 S: 9 H: 2 LOB: 2 BB: 2 P: 19	R: 0 E: 0 K: 0 S: 3 H: 1 LOB: 0 BB: 0 P: 3	R: 0 E: 0 K: 0 S: 4 H: 1 LOB: 2 BB: 1 P: 9	R: 0 E: 0 K: 0 S: 3 H: 0 LOB: 0 BB: 1 P: 7	R: 0 E: 0 K: 1 S: 8 H: 0 LOB: 0 BB: 0 P: 11	R: 0 E: 0 K: 0 S: 5 H: 0 LOB: 1 BB: 0 P: 7	R: 0 E: 0 K: 1 S: 9 H: 1 LOB: 1 BB: 0 P: 11	R: 2 E: 1 K: 0 S: 5 H: 2 LOB: 2 BB: 2 P: 13	R: 0 E: 0 K: 1 S: 6 H: 1 LOB: 2 BB: 1 P: 10

1B: 5	SF: 0
2B: 4	SAC: 0
3B: 0	DP: 2
HR: 0	HBP: 2
WP: 0	PA: 44
PB: 0	
SB: 2	
CS: 1	

AB	34
R	6
H	8
RBI	4
BB	7
SO	3
LOB	28

PITCHER		IP	WLS	BF	H	R	ER	SO	BB	IBB	HBP	BLK	WP	HR	S	P	ERA	WHIP
37 Seth McClung, R	(1, 1)	5.0	L	23	4	4	2	1	4	0	1	0	0	0	27	49	3.60	1.600
ERA: 1.89																		
Ruddy Lugo, R	(6, 1)	2.0		8	1	0	0	1	0	0	1	0	0	0	14	18	0.00	0.500
ERA: 3.24																		
Chad Harville, R	(8, 1)	1.0		7	2	2	2	0	2	0	0	0	0	0	5	13	18.00	4.000
ERA: 10.38																		
32 Justin Miller, R	(9, 1)	1.0		5	1	0	0	1	1	0	0	0	0	0	6	10	0.00	2.000
ERA: 3.0																		

PITCHER	IP	WLS	BF	H	R	ER	SO	BB	IBB	HBP	BLK	WP	HR	S	P	ERA	WHIP

BOTTOM

Cincinnati Reds @ Tampa Bay Devil Rays

Fri Mar 24 2006, 7:05 PM EST
Att. 4,974 - Partly Cloudy - 59 F
Progress Energy Park, Home of Al Lang Field, St. Petersburg, FL

livebaseballscorecards.com

Batter	1	2	3	4	5	6	7	8	9	AB	R	H	RBI	BB	SO	LOB
Julio Lugo, R (1, 6) OBP: 0.319, SLG: 0.349	G5-3		F8			F9			1B	3	0	0	0	0	0	0
Ty Wigginton, R (8, 4) OBP: 0.368, SLG: 0.471									2B	1	1	1	0	0	0	0
13 Carl Crawford, L (1, 7) OBP: 0.286, SLG: 0.550	P6			IHR		G4-3			31 BB, 98 BB, 2-H, 1B	3	1	1	1	0	0	0
Nick Green, R (7, 7) OBP: 0.297, SLG: 0.444										1	0	1	1	0	0	0
3 Jorge Cantu, R (1, 4) OBP: 0.235, SLG: 0.353	G2-3			31 G6-4-3, 1B			F9		BB, 1-2	3	0	1	0	0	0	0
98 Matthew Maniscalco, R (8, 6)										0	0	0	0	1	0	0
Aubrey Huff, L (1, 5) OBP: 0.462, SLG: 0.676		31 1B, 1B		K			31 G5-4-3, 1B		P5	3	0	2	0	0	1	1
16 Johnny Raburn, S (8, 5)										1	0	0	0	0	0	2
31 Jonny Gomes, R (1, 10) OBP: 0.435, SLG: 0.634		G5-4-3, 1-2, 1B		G6-4-3, 1-2f			G5-4-3, 1-2f		BB, 1-2, 2-3	3	0	1	0	1	0	2
Travis Lee, L (1, 3) OBP: 0.304, SLG: 0.533	K				K			F7	F7	3	0	0	0	0	2	2
17 Kevin Cash, R (9, 2) OBP: 0.467, SLG: 0.643										1	0	0	0	0	0	3
Damon Hollins, R (1, 9) OBP: 0.354, SLG: 0.395	G5-4-3, 1-2f			L8			K			3	0	0	0	0	1	2
(9, 3)																
8 Josh Paul, R (1, 2) OBP: 0.400, SLG: 0.538		F7		F8			G6-3			3	0	0	0	0	0	0
20 Shaun Cumberland, L (9, 9) OBP: 0.333, SLG: 0.667										0	0	0	0	0	0	0
Joey Gathright, L (1, 8) OBP: 0.340, SLG: 0.311		F8				G6-3			G1-3	2	0	0	0	0	0	0
10 Luis Ordaz, R (7, 8) OBP: 0.270, SLG: 0.405										1	0	0	0	0	0	0
Inning Stats	R: 0 E: 0 K: 0 S: 3 H: 0 LOB: 0 BB: 0 P: 3	R: 0 E: 0 K: 1 S: 6 H: 2 LOB: 1 BB: 0 P: 6	R: 0 E: 0 K: 0 S: 5 H: 0 LOB: 0 BB: 0 P: 9	R: 1 E: 0 K: 1 S: 6 H: 2 LOB: 0 BB: 0 P: 6	R: 0 E: 0 K: 1 S: 5 H: 0 LOB: 0 BB: 0 P: 5	R: 0 E: 0 K: 0 S: 7 H: 0 LOB: 0 BB: 0 P: 10	R: 0 E: 0 K: 0 S: 3 H: 1 LOB: 0 BB: 0 P: 3	R: 0 E: 0 K: 1 S: 5 H: 0 LOB: 0 BB: 0 P: 5	R: 1 E: 0 K: 0 S: 5 H: 2 LOB: 3 BB: 2 P: 13	1B: 5 2B: 1 3B: 0 HR: 1 SF: 0 SAC: 0 DP: 3 HBP: 0							

	AB	31
	R	2
	H	7
	RBI	2
	BB	2
	SO	4
	LOB	12

PITCHER		IP	WLS	BF	H	R	ER	SO	BB	IBB	HBP	BLK	WP	HR	S	P	ERA	WHIP
39 Aaron Harang, R ERA: 0.64	(1, 1)	6.0	W	20	4	1	1	3	0	0	0	0	0	0	32	39	1.50	0.667
Mike Burns, R ERA: 1.54	(7, 1)	1.0	H	3	1	0	0	0	0	0	0	0	0	0	3	3	0.00	1.000
56 Todd Coffey, R ERA: 3.27	(8, 1)	1.0		3	0	0	0	1	0	0	0	0	0	0	5	5	0.00	0.000
31 Matt Belisle, R ERA: 3.0	(9, 1)	1.0		7	2	1	1	0	2	0	0	0	0	0	5	13	9.00	4.000

PITCHER	IP	WLS	BF	H	R	ER	SO	BB	IBB	HBP	BLK	WP	HR	S	P	ERA	WHIP

Minnesota Twins @ Cincinnati Reds

Ed Smith Stadium, Sarasota, FL

Sat Mar 25 2006, 1:05 PM EST

Att. 5,498 - Sunny - 63 F

TOP

livebaseballscorecards.com

Batter	1	2	3	4	5	6	7	8	9	AB	R	H	RBI	BB	SO	LOB
Jason Tyner, L (1, 8) OBP: 0.474, SLG: 0.485	P6		G4-3	G3		L6		FC5-4 1B 2-3		5	0	1	0	0	0	0
38 Luis Antonio Rodriguez, S (5, 4) OBP: 0.392, SLG: 0.356 Matt Tolbert, S (7, PH) (7, 4)	16 2B 33 1B 1B		BBBB 16 BB 15 HR BB	G1-4-3			BBBB 16 2B SF7 BB	FC5-4 1-2f 3-H		2 1	2 1	1 0	0 1	1 1	0 0	0 2
16 Jason Kubel, L (1, 9) OBP: 0.327, SLG: 0.349 Ryan Glynn, R (8, 1)	33 1B 1-3 2B		BBBB 15 HR 1-2 BB		G1-3		SF7 1-3 2B	F8		4 0	1 0	2 0	0 0	1 0	0 0	2 0
33 Justin Morneau, L (1, 3) OBP: 0.483, SLG: 0.667 Jason Hart, R (6, 3) OBP: 0.160, SLG: 0.545	2-3 3-H 1B		P6		E4 15 2B		SF7 2-3 3-H		SSS K	3 1	1 0	1 0	1 1	0 0	0 1	2 0
15 Glenn Williams, S (1, 5) OBP: 0.346, SLG: 0.560 Terry Tiffee, S (6, 5) OBP: 0.362, SLG: 0.553	SSC K		1-H 2-H HR		11 F9 1-H 2B		G4-3		G3-1	3 2	1 0	2 0	4 0	0 0	1 0	2 1
11 Josh Rabe, R (1, 7) OBP: 0.382, SLG: 0.548	P5		1B 2B		F9 2-3		SSS K		51 S 1B	5	1	2	0	0	1	4
Rob Bowen, S (1, 2) OBP: 0.357, SLG: 0.308 51 Shawn Wooten, R (6, 2) OBP: 0.267, SLG: 0.385		SSS K	FC6-4 2-H 1B	G4-3				F7	SX G5-3 1-2	3 2	0 0	1 0	1 0	0 0	1 0	1 1
Jason Bartlett, R (1, 6) OBP: 0.500, SLG: 0.441 Jason Pridie, L (8, PR) OBP: 0.364, SLG: 0.368 (8, 9)	F9	FC6-4 1-2f				BBBB 4-0 CS BB		53 2B		3 0	0 1	1 0	0 0	1 0	0 0	1 0
47 Francisco Liriano, L (1, 1) 56 Andres Torres, S (4, PH) OBP: 0.250, SLG: 0.259 54 Matt Guerrier, R (4, 1) Steve Tolleson, R (6, PH) 19 Darrell May, L (6, 1) 53 Luis Maza, R (8, PH) OBP: 0.391, SLG: 0.545 (8, 6)	SSS K			B4		SSS 1-2 K		1B 2-H FC5-4 2B		1 1 0 1 0 1	0 0 0 0 0 1	0 0 0 0 0 1	0 0 0 0 0 1	1 0 0 1 0 0	0 0 0 1 0 0	0 0 0 1 0 0
Inning Stats	R: 1 E: 0 K: 1 S: 8 H: 3 LOB: 2 BB: 0 P: 8	R: 0 E: 0 K: 2 S: 7 H: 0 LOB: 0 BB: 0 P: 7	R: 4 E: 0 K: 0 S: 6 H: 3 LOB: 1 BB: 2 P: 14	R: 0 E: 0 K: 0 S: 3 H: 0 LOB: 0 BB: 0 P: 3	R: 1 E: 1 K: 0 S: 5 H: 1 LOB: 1 BB: 0 P: 5	R: 0 E: 0 K: 1 S: 4 H: 0 LOB: 0 BB: 1 P: 8	R: 1 E: 0 K: 1 S: 6 H: 1 LOB: 1 BB: 1 P: 10	R: 2 E: 0 K: 0 S: 6 H: 3 LOB: 2 BB: 0 P: 6	R: 0 E: 0 K: 1 S: 7 H: 1 LOB: 1 BB: 0 P: 7	1B: 5 2B: 7 3B: 0 HR: 1	SF: 1 SAC: 0 DP: 1 HBP: 0						

AB	38
R	9
H	12
RBI	9
BB	4
SO	6
LOB	17

WP: 0 PB: 0 SB: 1 CS: 1 PA: 43

PITCHER		IP	WLS	BF	H	R	ER	SO	BB	IBB	HBP	BLK	WP	HR	S	P	ERA	WHIP
61 Bronson Arroyo, R ERA: 9.72	(1, 1)	5.0		25	7	6	5	3	2	0	0	0	0	1	29	37	9.00	1.800
25 David Weathers, R ERA: 6.3	(6, 1)	1.0		3	0	0	0	1	1	0	0	0	0	0	4	8	0.00	1.000
Kent Mercker, L ERA: 3.0	(7, 1)	1.0		5	1	1	1	1	1	0	0	0	0	0	6	10	9.00	2.000
Chris Hammond, L ERA: 1.8	(8, 1)	1.0	W	6	3	2	2	0	0	0	0	0	0	0	6	6	18.00	3.000
Ryan Wagner, R ERA: 3.6	(9, 1)	1.0	S	4	1	0	0	1	0	0	0	0	0	0	7	7	0.00	1.000

PITCHER	IP	WLS	BF	H	R	ER	SO	BB	IBB	HBP	BLK	WP	HR	S	P	ERA	WHIP

BOTTOM

Minnesota Twins @ Cincinnati Reds

Ed Smith Stadium, Sarasota, FL

Sat Mar 25 2006, 1:05 PM EST

Att. 5,498 - Sunny - 63 F

livebaseballscorecards.com

Batter	1	2	3	4	5	6	7	8	9	AB	R	H	RBI	BB	SO	LOB
Tony Womack, L (1, 4) OBP: 0.432, SLG: 0.475	BBBB 4-0 G6-3 12 2B 1B BB		X 0-0 ① G6-3		X 0-0 ② F7		X 0-0 S 2-H 1B	BBBB 4-0 ② L7		3	1	1	1	1	0	0
77 Aaron Holbert, R (8, 6) OBP: 0.143, SLG: 0.385										0	0	0	0	0	0	0
9 Jacob Cruz, L (8, PH) OBP: 0.395, SLG: 0.286										1	0	0	0	0	0	3
Ryan Wagner, R (9, 1)										0	0	0	0	0	0	0
Felipe Lopez, S (1, 6) OBP: 0.278, SLG: 0.302	X 0-0 G6-3 12 2B 1-2 1B		X 0-0 G3 PB 1B		X 0-0 ③ F8		X 0-0 ② F7	BBBB 4-0 1B 1-2 2-3 3-H BB		4	1	2	0	0	0	1
Chris Hammond, L (8, 1)										0	0	0	0	0	0	0
54 Andy Abad, L (8, PH) OBP: 0.458, SLG: 0.513										0	0	0	1	1	0	0
(9, 9)																
Ken Griffey Jr., L (1, 8) OBP: 0.364, SLG: 0.636	X 0-0 ① G6-3 1-2 2-3		S X 0-1 ② G3 1-3			X 0-0 HR	S X 0-1 ③ P4 1-2	X 0-0 16 FC6-4 1-2 2-H 3-H 1B		5	1	2	3	0	0	4
12 Edwin Encarnación, R (1, 5) OBP: 0.500, SLG: 0.981	X 0-0 G3-1 2-H 3-H 2B		S S S 0-3 ③ K			X 0-0 ① P4		HR BB FC6-4 1-2		3	0	1	2	1	1	1
16 Frank Menechino, R (8, PR) OBP: 0.222, SLG: 0.125										1	1	0	0	0	0	2
(9, 5)																
Adam Dunn, L (1, 7) OBP: 0.383, SLG: 0.692	X 0-0 ② G3-1 2-3			X 0-0 ① L3		X 0-0 HR		X 0-0 1-H HR		4	2	2	3	0	0	1
Rich Aurilia, R (1, 3) OBP: 0.255, SLG: 0.386	X 0-0 ③ G4-3			S S S 0-3 ② K		X 0-0 G4-6-3 1B		X 0-0 6 1B 54 1B BB 1B		2	0	0	0	0	1	1
Scott Hatteberg, L (5, 3) OBP: 0.386, SLG: 0.462										2	1	2	0	0	0	0
Austin Kearns, R (1, 9) OBP: 0.379, SLG: 0.400		S S S 0-3 ① K		X 0-0 ③ F8		X 0-0 ②③ G4-6-3 1-2f	S S S 0-3 ① K	S S S 0-3 ① K		3	0	0	0	0	1	1
Kent Mercker, L (7, 1)										0	0	0	0	0	0	0
43 Matt Kata, S (8, 4) OBP: 0.196, SLG: 0.244										1	0	0	0	0	1	1
(9, 6)																
Jason LaRue, R (1, 2) OBP: 0.348, SLG: 0.250		X 0-0 ② G5-3			X 0-0 HR		S S S 0-3 ① K	X 0-0 54 BB 1B 1-2 1B		2	1	1	1	0	0	0
25 David Weathers, R (6, 1)										0	0	0	0	0	0	0
6 Ryan Freel, R (7, 9) OBP: 0.267, SLG: 0.231										2	1	1	0	0	1	0
(9, 4)																
61 Bronson Arroyo, R (1, 1)		X 0-0 ③ G5-3			X 0-0 ① G4-3		X 0-0 1B 2B	X 0-0 54 BB 1-2 2-3 1B 1B		1	0	0	0	0	0	0
Javier Valentin, S (5, PH) OBP: 0.500, SLG: 0.563										3	2	2	0	0	0	0
(6, 2)																
Inning Stats	R: 2 E: 0 K: 0 S: 5 H: 2 LOB: 1 BB: 1 P: 9	R: 0 E: 0 K: 1 S: 5 H: 0 LOB: 0 BB: 0 P: 5	R: 0 E: 0 K: 1 S: 7 H: 1 LOB: 1 BB: 0 P: 7	R: 0 E: 0 K: 1 S: 5 H: 0 LOB: 0 BB: 0 P: 5	R: 1 E: 0 K: 0 S: 4 H: 1 LOB: 0 BB: 0 P: 4	R: 2 E: 0 K: 0 S: 5 H: 3 LOB: 0 BB: 0 P: 5	R: 1 E: 0 K: 1 S: 8 H: 2 LOB: 1 BB: 0 P: 8	R: 5 E: 0 K: 1 S: 9 H: 5 LOB: 2 BB: 2 P: 21		1B: 8 2B: 2 3B: 0 HR: 4	SF: 0 SAC: 0 DP: 1 HBP: 0		WP: 0 PB: 1 SB: 1 CS: 0	PA: 40			

	AB	37
	R	11
	H	14
	RBI	11
	BB	3
	SO	5
	LOB	15

PITCHER		IP	WLS	BF	H	R	ER	SO	BB	IBB	HBP	BLK	WP	HR	S	P	ERA	WHIP
47 Francisco Liriano, L ERA: 4.5	(1, 1)	3.0		13	3	2	2	2	1	0	0	0	0	0	17	21	6.00	1.333
54 Matt Guerrier, R ERA: 4.85	(4, 1)	2.0		7	1	1	1	1	0	0	0	0	0	1	9	9	4.50	0.500
19 Darrell May, L ERA: 7.71	(6, 1)	2.0	H	10	5	3	3	1	0	0	0	0	0	2	13	13	13.50	2.500
Ryan Glynn, R ERA: 15.0	(8, 1)	1.0	L	10	5	5	5	1	2	0	0	0	0	1	9	21	45.00	7.000

PITCHER		IP	WLS	BF	H	R	ER	SO	BB	IBB	HBP	BLK	WP	HR	S	P	ERA	WHIP

Batter	1	2	3	4	5	6	7	8	9	AB	R	H	RBI	BB	SO	LOB
6 Ryan Freel, R (1, 8) OBP: 0.250, SLG: 0.214	G6-3		F9	F9		K		L3 1-1		4	0	0	0	0	1	5
54 Andy Abad, L (6, 3) OBP: 0.449, SLG: 0.500										1	0	0	0	0	0	2
Tony Womack, L (1, 4) OBP: 0.426, SLG: 0.465	G4-3		2-3 1B		K	P2			F8	3	0	1	0	0	1	0
16 Frank Menechino, R (5, 4) OBP: 0.211, SLG: 0.118										2	0	0	0	0	0	3
Felipe Lopez, S (1, 6) OBP: 0.281, SLG: 0.304	12 PO 1B		G4-3		G4-3		30 FC6-4 1B		F8	3	0	1	0	0	0	2
6 Jeff Bannon, R (5, 6) OBP: 0.462, SLG: 0.417										2	0	1	0	0	0	0
12 Edwin Encarnación, R (1, 5) OBP: 0.475, SLG: 0.927	1 SAFE PO 1-2	P4		G5-3	K		F8		K	3	0	0	0	0	1	0
43 Matt Kata, S (5, 5) OBP: 0.188, SLG: 0.234										2	0	0	0	0	1	1
Scott Hatteberg, L (1, 3) OBP: 0.383, SLG: 0.439		G1-3		L4		26 FC5-4 27 1B HBP BB	P3			2	0	0	0	1	0	0
77 Aaron Holbert, R (6, PR) OBP: 0.133, SLG: 0.357										1	1	0	0	0	0	1
(6, 7)																
Austin Kearns, R (1, 9) OBP: 0.410, SLG: 0.471		HBP		HR		26 FC5-4 1-2 HBP	FC6-4 1-2f			1	1	1	1	0	0	0
30 Norris Hopper, R (6, PR)										1	0	0	0	0	0	1
(6, 8)																
Javier Valentin, S (1, 2) OBP: 0.500, SLG: 0.556	K		27 2B 1B		FC5-4 WP 27 1B 1-2f 2-3		27 1B 1B			2	1	1	0	0	1	1
26 David Ross, R (5, 2) OBP: 0.581, SLG: 0.917										2	0	1	0	0	0	2
27 Brian Buchanan, R (1, 7) OBP: 0.588, SLG: 0.941			1B 2B	1-H 1B 2B		WP 1-2 3-H 1B		54 L3 1-2 1B		4	1	4	2	0	0	0
(6, 9)																
Quinton McCracken, S (1, 10) OBP: 0.408, SLG: 0.391		F8		2-H 1B		1-2 2-3 BB		K		3	0	1	1	1	1	3
Inning Stats	R: 0 E: 0 K: 0 S: 3 H: 1 LOB: 0 BB: 0 P: 3	R: 0 E: 0 K: 1 S: 7 H: 0 LOB: 1 BB: 0 P: 8	R: 0 E: 0 K: 0 S: 5 H: 2 LOB: 2 BB: 0 P: 5	R: 3 E: 0 K: 0 S: 7 H: 4 LOB: 1 BB: 0 P: 7	R: 0 E: 0 K: 2 S: 7 H: 0 LOB: 0 BB: 0 P: 7	R: 1 E: 0 K: 1 S: 7 H: 1 LOB: 3 BB: 2 P: 16	R: 0 E: 0 K: 0 S: 4 H: 1 LOB: 1 BB: 0 P: 4	R: 0 E: 0 K: 1 S: 6 H: 2 LOB: 1 BB: 0 P: 6	R: 0 E: 0 K: 1 S: 5 H: 0 LOB: 0 BB: 0 P: 5	1B: 8 2B: 3 3B: 0 HR: 1 SF: 0 SAC: 0 DP: 1 HBP: 2						

PITCHER		IP	WLS	BF	H	R	ER	SO	BB	IBB	HBP	BLK	WP	HR	S	P	ERA	WHIP
Jason Davis, R ERA: 3.31	(1, 1)	2.0	W	7	1	0	0	1	0	0	1	0	0	0	10	11	0.00	0.500
27 Steve Karsay, R ERA: 5.54	(3, 1)	1.0		5	2	0	0	0	0	0	0	0	0	0	5	5	0.00	2.000
32 Danny Graves, R ERA: 4.26	(4, 1)	1.0		7	4	3	3	0	0	0	0	0	0	1	7	7	27.00	4.000
59 Matt Miller, R ERA: 4.5	(5, 1)	2.0		10	1	1	1	3	2	0	1	0	1	0	14	23	4.50	1.500
Bob Wickman, R ERA: 3.86	(7, 1)	1.0	H	4	1	0	0	0	0	0	0	0	0	0	4	4	0.00	1.000

PITCHER		IP	WLS	BF	H	R	ER	SO	BB	IBB	HBP	BLK	WP	HR	S	P	ERA	WHIP
Guillermo Mota, R ERA: 3.0	(8, 1)	1.0		4	2	0	0	1	0	0	0	0	0	0	6	6	0.00	2.000
Scott Sauerbeck, L ERA: 5.4	(9, 1)	1.0		3	0	0	0	1	0	0	0	0	0	0	5	5	0.00	0.000

Cincinnati Reds @ Cleveland Indians

Chain of Lakes Park, Winter Haven, FL

Sun Mar 26 2006, 1:05 PM EST
Att. 6,472 - Sunny - 64 F

TOP

livebaseballscorecards.com

AB	36
R	4
H	11
RBI	4
BB	2
SO	6
LOB	21

WP: 1 PA: 41
PB: 0
SB: 0
CS: 0

BOTTOM

Batter	1	2	3	4	5	6	7	8	9	AB	R	H	RBI	BB	SO	LOB
24 Grady Sizemore, L (1, 8) OBP: 0.439, SLG: 0.720 Jonathan Van Every, L (8, 7)	SSS 0-3 K ①	X 0-0 S SF7 2B 2-H 3-H		X 0-0 48 1B 1B		X 0-0 G3-6-1 ①② 1B 1-2f	X 0-0 1-H 3B			5	1	3	3	0	1	1
										0	0	0	0	0	0	0
Jason Michaels, R (1, 7) OBP: 0.370, SLG: 0.489 (8, 8)	BBBB 4-0 2 BB 1B BB	BBX 2-0 SF7 ② 2-H		X 0-0 F9 ①		X 0-0 2 E 1B	X 0-0 G6-3 ③			3	1	1	1	1	0	2
2 Jhonny Peralta, R (1, 6) OBP: 0.340, SLG: 0.432 Ivan Ochoa, R (6, PR) (7, 6)	BBBB 4-0 1B 1-2 BB	SSS 0-3 K ③		CCC 0-3 K ②		BBBB 4-0 1-3 BB		SSS 0-3 K ①		2	0	0	0	2	2	1
										1	0	0	0	0	1	0
48 Travis Hafner, L (1, 10) OBP: 0.565, SLG: 0.882	CCC 0-3 K ②		X 0-0 HR	X 0-0 1-3 1B		SSS 0-3 K ③		X 0-0 L7 ②		5	1	2	1	0	2	4
Eduardo Perez, R (1, 3) OBP: 0.308, SLG: 0.375	X 0-0 1-3 2-H 1B		SSS 0-3 K2-3 ①	X 0-0 F8 ③			X 0-0 E5 2B 2B	X 0-0 15 WP 1B 1B		5	1	2	1	0	1	2
Casey Blake, R (1, 9) OBP: 0.431, SLG: 0.577 Jason Dubois, R (6, 9) OBP: 0.558, SLG: 0.707	X 0-0 P3 ③	X 0-0 1B 2B			SSS 0-3 K ①		X 0-0 1-3 2B 2B	X 0-0 15 WP 1-2 1B		3	1	1	0	0	1	2
										2	1	2	0	0	0	0
15 Ramón Vázquez, L (1, 5) OBP: 0.276, SLG: 0.327		X 0-0 11 E 11 E 24 2B 1B	CCC 0-3 K ②		X 0-0 G1-3 ②		X 0-0 G4-3 ①	BX 1-0 G4-3 ③ 1-2 2-3		5	1	1	0	0	1	5
Brandon Phillips, R (1, 4) OBP: 0.378, SLG: 0.559 Eider Torres, S (6, 4) OBP: 0.400, SLG: 0.500		SSS 0-3 K ①	X 0-0 11 FC5-4 2-H 1B		X 0-0 G4-3 ③		X 0-0 11 CS 2-H 3-H 2B			3	0	1	1	0	1	1
										1	0	1	2	0	0	0
11 Einar Díaz, R (1, 2) OBP: 0.429, SLG: 0.563		X 0-0 E5 24 2B 1-3	X 0-0 FC5-4 ③ 1-2f			X 0-0 24 G3-6-1 1B	BBBB 4-0 24 3B ② 2-3 BB			3	2	1	0	1	0	2
Inning Stats	R: 1 H: 1 E: 0 LOB: 2 K: 2 BB: 2 S: 8 P: 16	R: 3 H: 2 E: 1 LOB: 0 K: 2 BB: 0 S: 10 P: 12	R: 2 H: 3 E: 0 LOB: 1 K: 2 BB: 0 S: 10 P: 10	R: 0 H: 2 E: 0 LOB: 2 K: 1 BB: 0 S: 7 P: 7	R: 0 H: 0 E: 0 LOB: 0 K: 1 BB: 0 S: 5 P: 5	R: 0 H: 2 E: 0 LOB: 2 K: 1 BB: 1 S: 6 P: 10	R: 3 H: 3 E: 1 LOB: 1 K: 0 BB: 1 S: 6 P: 10	R: 0 H: 2 E: 0 LOB: 2 K: 1 BB: 0 S: 7 P: 8		1B: 9 SF: 1 2B: 4 SAC: 0 3B: 1 DP: 1 HR: 1 HBP: 0						

PITCHER		IP	WLS	BF	H	R	ER	SO	BB	IBB	HBP	BLK	WP	HR	S	P	ERA	WHIP
Brandon Claussen, L ERA: 3.6	(1, 1)	4.0	L	23	8	6	4	7	2	0	0	0	0	1	35	45	9.00	2.500
56 Todd Coffey, R ERA: 3.0	(5, 1)	1.0		3	0	0	0	1	0	0	0	0	0	0	5	5	0.00	0.000
37 Brian Shackelford, L ERA: 4.09	(6, 1)	1.0		5	2	0	0	1	1	0	0	0	0	0	6	10	0.00	3.000
75 Jake Robbins, R ERA: 4.66	(7, 1)	1.0		7	3	3	1	0	1	0	0	0	0	0	6	10	9.00	4.000
31 Matt Belisle, R ERA: 2.7	(8, 1)	1.0		5	2	0	0	1	0	0	0	0	1	0	7	8	0.00	2.000

PITCHER	IP	WLS	BF	H	R	ER	SO	BB	IBB	HBP	BLK	WP	HR	S	P	ERA	WHIP

Cincinnati Reds @ Cleveland Indians

Chain of Lakes Park, Winter Haven, FL

Sun Mar 26 2006, 1:05 PM EST
Att. 6,472 - Sunny - 64 F

livebaseballscorecards.com

AB	38
R	9
H	15
RBI	9
BB	4
SO	10
LOB	20

WP: 1 PA: 43
PB: 0
SB: 1
CS: 1

Batter	1	2	3	4	5	6	7	8	9	AB	R	H	RBI	BB	SO	LOB
6 Chris Duffy, L (1, 8) OBP: 0.314, SLG: 0.383	G5-3	K		K			12 G5-3 2-3 1B		12 G5-4-3 1B	5	0	2	0	0	2	4
12 Freddy Sanchez, R (1, 4) (7, 6) OBP: 0.318, SLG: 0.385	F8		F9		F9		G5-3 1-2 3-H		G5-4-3 1-2f	5	0	0	1	0	0	2
Sean Casey, L (1, 3) OBP: 0.417, SLG: 0.485	G5-3		F9		G3-1		K			3	0	0	0	0	0	0
19 José Bautista, R (6, 5) OBP: 0.426, SLG: 0.712										1	0	0	0	0	1	1
Craig Wilson, R (1, 7) (6, 3) OBP: 0.373, SLG: 0.620		K	HR		F9			K		4	1	1	1	0	2	0
Joe Randa, R (1, 5) OBP: 0.314, SLG: 0.594		HR BB	P3			K		22 E 26 WP 1B		2	1	0	0	1	1	0
53 Mike Edwards, R (6, 7) OBP: 0.364, SLG: 0.421										1	0	1	0	0	0	0
Jeromy Burnitz, L (1, 9) OBP: 0.241, SLG: 0.552		F7		G3		F7		G5-3 22 E 1-3 1B		3	0	0	0	0	0	1
71 C.J. Nitkowski, L (6, 1)										0	0	0	0	0	0	0
16 Salomon Torres, R (6, 1)										0	0	0	0	0	0	0
26 Ronny Paulino, R (7, 2) OBP: 0.500, SLG: 0.500										1	0	1	0	0	0	0
José Hernández, R (1, 6) OBP: 0.333, SLG: 0.436		1-H HR		41 1B BB		G1-3		FC5 1-2 3-3		2	1	1	2	1	0	0
22 Ryan Vogelsong, R (7, 1)										0	0	0	0	0	0	0
22 Matt Meath, S (8, PH)										1	0	0	0	0	0	2
56 Britt Reames, R (8, 1)										0	0	0	0	0	0	0
41 Ryan Doumit, S (1, 2) OBP: 0.404, SLG: 0.650		45 1B 1B		1-2 1B			6 1B 12 G5-3 2B	G5-3 2-3f		3	1	3	0	0	0	0
Nick Theodorou, S (7, 4)										1	0	0	0	0	0	3
45 Ian Snell, R (1, 1) OBP: 0.600, SLG: 0.500		1-3 1B		K			F7		G6-3	2	0	1	0	0	1	2
13 Nate McLouth, L (6, 9) OBP: 0.396, SLG: 0.587										2	0	0	0	0	0	1

TOP

Pittsburgh Pirates @ Cincinnati Reds

Ed Smith Stadium, Sarasota, FL

Mon Mar 27 2006, 7:05 PM EST

Att. 6,511 - Clear - 68 F

livebaseballscorecards.com

AB	36
R	4
H	10
RBI	4
BB	2
SO	7
LOB	16

Inning Stats	1	2	3	4	5	6	7	8	9
	R: 0 E: 0 K: 0 S: 3	R: 2 E: 0 K: 2 S: 10	R: 1 E: 0 K: 0 S: 4	R: 0 E: 0 K: 2 S: 8	R: 0 E: 0 K: 3 S: 3	R: 0 E: 0 K: 1 S: 5	R: 1 E: 0 K: 1 S: 7	R: 0 E: 1 K: 1 S: 7	R: 0 E: 0 K: 0 S: 3
	H: 0 LOB: 0 BB: 0 P: 3	H: 3 LOB: 2 BB: 1 P: 14	H: 1 LOB: 0 BB: 0 P: 4	H: 1 LOB: 2 BB: 1 P: 12	H: 0 LOB: 0 BB: 0 P: 3	H: 0 LOB: 0 BB: 0 P: 5	H: 2 LOB: 1 BB: 0 P: 7	H: 2 LOB: 2 BB: 0 P: 8	H: 1 LOB: 0 BB: 0 P: 3

1B: 7 SF: 0
2B: 1 SAC: 0
3B: 0 DP: 2
HR: 2 HBP: 0

WP: 1 PA: 38
PB: 0
SB: 0
CS: 0

PITCHER		IP	WLS	BF	H	R	ER	SO	BB	IBB	HBP	BLK	WP	HR	S	P	ERA	WHIP
22 Eric Milton, L ERA: 6.75	(1, 1)	5.0		22	5	3	3	4	2	0	0	0	0	2	28	36	5.40	1.400
Mike Burns, R ERA: 1.98	(6, 1)	2.0	B	8	2	1	1	2	0	0	0	0	0	0	12	12	4.50	1.000
Chris Hammond, L ERA: 1.64	(8, 1)	1.0	W	5	2	0	0	1	0	0	0	0	1	0	7	8	0.00	2.000
Kent Mercker, L ERA: 2.57	(9, 1)	1.0	S	3	1	0	0	0	0	0	0	0	0	0	3	3	0.00	1.000

PITCHER	IP	WLS	BF	H	R	ER	SO	BB	IBB	HBP	BLK	WP	HR	S	P	ERA	WHIP

Batter	1	2	3	4	5	6	7	8	9	AB	R	H	RBI	BB	SO	LOB
Felipe Lopez, S (1, 6) OBP: 0.279, SLG: 0.288	S S S 0-3 K ①	S S S 0-3 K ③			B B B B 4-0 S 2B BB		X 0-0 P6 ②			3	1	0	0	1	2	2
Rich Aurilia, R (1, 4) OBP: 0.255, SLG: 0.362	X 0-0 P6 ②		B B B B 4-0 HR BB		X 0-0 P6 ①		X 0-0 L9 ③			3	1	0	0	1	0	1
Ken Griffey Jr., L (1, 8) OBP: 0.467, SLG: 1.000	X 0-0 2B		X 0-0 1-H HR		X 0-0 F9 ②			X 0-0 WP 9 PB 2B		4	2	3	2	0	0	1
Adam Dunn, L (1, 7) OBP: 0.373, SLG: 0.674 6 Ryan Freel, R (8, PR) (9, 7) OBP: 0.250, SLG: 0.214	X 0-0 F7 ③		X 0-0 L8 ①		B X 1-0 1-H 2B			S S S 0-3 K 9 PB 9 S 26 1B 2-3		4	0	1	1	0	1	2
										0	1	0	0	0	0	0
12 Edwin Encarnación, R (1, 5) OBP: 0.469, SLG: 0.914 Mike Burns, R (6, 1) Chris Hammond, L (8, 1) 9 Jacob Cruz, L (8, PH) OBP: 0.385, SLG: 0.276 Kent Mercker, L (9, 1)		X 0-0 1B SF8 2B	X 0-0 G5-3 ②		X 0-0 P6 ③			B B B S S S 3-3 K 1-3 3-H ①		3	1	1	0	0	0	1
										0	0	0	0	0	0	0
										0	0	0	0	0	0	0
										1	0	0	0	0	1	1
										0	0	0	0	0	0	0
Scott Hatteberg, L (1, 3) OBP: 0.392, SLG: 0.432		X 0-0 22 E 2-3 1B	X 0-0 L8 ③			X 0-0 F7 ①		I I I I 4-0 BB 26 1B IBB		3	1	1	0	1	0	0
Austin Kearns, R (1, 9) OBP: 0.400, SLG: 0.444		S S S 0-3 K ①		X 0-0 G6-3 ①		S S S 0-3 K ②		B B B B 4-0 26 1B 1-2 BB		3	0	0	0	1	2	2
Javier Valentin, S (1, 2) OBP: 0.455, SLG: 0.526 26 David Ross, R (6, 2) OBP: 0.576, SLG: 0.885		X 0-0 SF8 ② 3-H		C C C 0-3 K ②		S S S 0-3 K ③		X 0-0 16 G6-4-3 1-2 2-H 3-H 1B		1	0	0	1	0	1	0
										2	0	1	2	0	1	0
22 Eric Milton, L (1, 1) 16 Frank Menechino, R (6, 5) OBP: 0.200, SLG: 0.111		X 0-0 E7 1-3		X 0-0 G6-3 ③			X 0-0 G1-3 ①	X 0-0 G6-4-3 1-2f ② ③		2	0	0	0	0	0	1
										2	0	0	0	0	0	2
Inning Stats	R: 0 H: 1 E: 0 LOB: 1 K: 1 BB: 0 S: 6 P: 6	R: 1 H: 2 E: 1 LOB: 2 K: 2 BB: 0 S: 10 P: 10	R: 2 H: 1 E: 0 LOB: 0 K: 0 BB: 1 S: 4 P: 8	R: 0 H: 0 E: 0 LOB: 0 K: 1 BB: 0 S: 5 P: 5	R: 1 H: 1 E: 0 LOB: 1 K: 0 BB: 1 S: 4 P: 9	R: 0 H: 0 E: 0 LOB: 0 K: 2 BB: 0 S: 7 P: 7	R: 0 H: 0 E: 0 LOB: 0 K: 0 BB: 0 S: 3 P: 3	R: 3 H: 2 E: 0 LOB: 2 K: 2 BB: 2 S: 9 P: 20		1B: 2 SF: 1 2B: 4 SAC: 0 3B: 0 DP: 1 HR: 1 HBP: 0						WP: 1 PA: 36 PB: 1 SB: 2 CS: 0

BOTTOM

Pittsburgh Pirates @ Cincinnati Reds

Ed Smith Stadium, Sarasota, FL

Mon Mar 27 2006, 7:05 PM EST

Att. 6,511 - Clear - 68 F

livebaseballscorecards.com

AB	31
R	7
H	7
RBI	6
BB	4
SO	8
LOB	13

PITCHER		IP	WLS	BF	H	R	ER	SO	BB	IBB	HBP	BLK	WP	HR	S	P	ERA	WHIP
45 Ian Snell, R ERA: 4.03	(1, 1)	5.0		23	5	4	4	4	2	0	0	0	0	1	29	38	7.20	1.400
71 C.J. Nitkowski, L ERA: 3.86	(6, 1)	0.1		1	0	0	0	0	0	0	0	0	0	0	1	1	0.00	0.000
16 Salomon Torres, R ERA:	(6, 1)	0.2		2	0	0	0	2	0	0	0	0	0	0	6	6	0.00	0.000
22 Ryan Vogelsong, R ERA: 7.31	(7, 1)	1.0		3	0	0	0	0	0	0	0	0	0	0	3	3	0.00	0.000
56 Britt Reames, R ERA: 5.0	(8, 1)	1.0	L	7	2	3	3	2	1	1	0	0	1	0	9	20	27.00	3.000

PITCHER	IP	WLS	BF	H	R	ER	SO	BB	IBB	HBP	BLK	WP	HR	S	P	ERA	WHIP

Batter	1	2	3	4	5	6	7	8	9	AB	R	H	RBI	BB	SO	LOB
Coco Crisp, S (1, 8) OBP: 0.519, SLG: 0.674	F9		G5-3 1-2		34 1B SF9 2B	E6 20 S			HR	5	2	2	1	0	0	1
20 Kevin Youkilis, R (1, 5) OBP: 0.327, SLG: 0.500 (5, 3)	G5-3		L3		SF9 34 1B BB	F8 1-2			36 2B 1B	4	0	1	0	1	0	2
34 David Ortiz, L (1, 10) OBP: 0.500, SLG: 0.647 Adam Stern, L (7, PR) OBP: 0.382, SLG: 0.656 (7, 10)	G4-3		BB		FC5 BB 1-2 2-3 1B		20 G4-6-3 BB		F8	2 1	0 0	1 0	0 0	2 0	0 0	0 1
Manny Ramirez, R (1, 7) OBP: 0.435, SLG: 0.658 20 Andrew Pinckney, L (6, 5)		HR	K		SF9 2-3 3-H		G4-6-3 1-2f		K	2 2	1 0	1 0	2 0	0 0	1 1	2 2
Wily Mo Peña, R (1, 9) OBP: 0.409, SLG: 0.579 36 Chris Turner, R (8, 9) OBP: 0.667, SLG: 1.000		P6		2B	FC5 1-2 BB		K		1-3 2B	3 1	0 0	1 1	0 0	1 0	1 0	1 0
Hee-Seop Choi, L (1, 3) OBP: 0.200, SLG: 0.077 59 Trent Durrington, R (5, 5) OBP: 0.214, SLG: 0.200 (6, 7)		P5	K	FC5 1-2 2-3f				G5-3	L3	3 2	0 0	0 0	0 0	0 0	1 0	4 2
13 Enrique Wilson, S (1, 4) OBP: 0.341, SLG: 0.611 11 David Bacani, R (8, 4)		F8	F7			13 2B 2B		13 G3-1 2B		4 0	1 0	2 0	0 0	0 0	0 0	1 0
13 Alex Cora, L (1, 6) OBP: 0.227, SLG: 0.591 18 Christian Lara, S (8, 6)			HR	G1-3		G6-3-4 2-H 2B		G3-1 2-3		4 0	1 0	2 0	2 0	0 0	0 0	2 0
Josh Bard, S (1, 2) OBP: 0.344, SLG: 0.286 24 Dusty Brown, R (8, 2) OBP: 0.467, SLG: 0.417			G5-3 1B		G5-3	G6-3-4 2-2f		L6		4 0	0 0	1 0	0 0	0 0	0 0	2 0
Inning Stats	R: 0 E: 0 K: 0 S: 3 H: 0 LOB: 0 BB: 0 P: 3	R: 1 E: 0 K: 0 S: 4 H: 1 LOB: 0 BB: 0 P: 4	R: 1 E: 0 K: 1 S: 7 H: 2 LOB: 2 BB: 1 P: 11	R: 0 E: 0 K: 1 S: 6 H: 1 LOB: 1 BB: 0 P: 6	R: 1 E: 0 K: 0 S: 5 H: 2 LOB: 3 BB: 2 P: 13	R: 1 E: 1 K: 0 S: 6 H: 2 LOB: 1 BB: 0 P: 6	R: 0 E: 0 K: 1 S: 4 H: 0 LOB: 1 BB: 1 P: 8	R: 0 E: 0 K: 0 S: 4 H: 1 LOB: 1 BB: 0 P: 4	R: 1 E: 0 K: 1 S: 8 H: 3 LOB: 2 BB: 0 P: 8	1B: 3 2B: 7 3B: 0 HR: 3 SF: 1 SAC: 0 DP: 2 HBP: 0						

PITCHER		IP	WLS	BF	H	R	ER	SO	BB	IBB	HBP	BLK	WP	HR	S	P	ERA	WHIP
Dave Williams, L ERA: 6.75	(1, 1)	5.0		24	6	3	3	2	3	0	0	0	0	2	25	37	5.40	1.800
Rick White, R ERA: 3.86	(6, 1)	1.0	W	5	2	1	1	0	0	0	0	0	0	0	6	6	9.00	2.000
Ryan Wagner, R ERA: 3.0	(7, 1)	2.0	H	7	1	0	0	1	1	0	0	0	0	0	8	12	0.00	1.000
37 Brian Shackelford, L ERA: 4.5	(9, 1)	1.0		6	3	1	1	1	0	0	0	0	0	1	8	8	9.00	3.000

PITCHER	IP	WLS	BF	H	R	ER	SO	BB	IBB	HBP	BLK	WP	HR	S	P	ERA	WHIP

TOP

Boston Red Sox @ Cincinnati Reds

Ed Smith Stadium, Sarasota, FL

Tue Mar 28 2006, 6:05 PM EST

Att. 7,624 - Clear - 72 F

livebaseballscorecards.com

AB	37
R	5
H	12
RBI	5
BB	4
SO	4
LOB	20

WP: 0 PA: 42
PB: 0
SB: 1
CS: 0

Batter	1	2	3	4	5	6	7	8	9	AB	R	H	RBI	BB	SO	LOB
Tony Womack, L (1, 4) OBP: 0.412, SLG: 0.447	S S S 0-3 K ①		x 0-0 G5-3 ③		x 0-0 P6 ②	x 0-0 E7 2-H 3-H 1B		B B x 2-0 43 BLK 9 1B 1-3 2-H 2B		4	0	1	2	0	1	2
6 Jeff Bannon, R (7, 6) OBP: 0.500, SLG: 0.538										1	1	1	1	0	0	0
Felipe Lopez, S (1, 6) OBP: 0.266, SLG: 0.274	x 0-0 G3 ②			x 0-0 L6 ①	S S S 0-3 K ③	C C C 0-3 K ③		S S S 0-3 K ② 2-3 3-H		3	0	0	0	0	1	2
43 Matt Kata, S (6, 7) OBP: 0.180, SLG: 0.224										2	0	0	0	0	2	2
Ken Griffey Jr., L (1, 8) OBP: 0.471, SLG: 0.941	x 0-0 F9 ③			x 0-0 1B		B B B B 4-0 16 1B BB BB	C C C 0-3 K ①	B B B B 4-0 9 1B BB		2	0	1	0	0	0	0
54 Andy Abad, L (6, 3) OBP: 0.462, SLG: 0.488										1	1	0	0	2	1	0
Adam Dunn, L (1, 10) OBP: 0.389, SLG: 0.667		x 0-0 G3-6-1 1B		S S S 0-3 K ②		B B B B 4-0 27 E 16 1B 6 BB 1-2 BB	x 0-0 E1	x 0-0 1-2 3-H 1B		2	1	1	0	1	1	1
9 Jacob Cruz, L (7, PH) OBP: 0.390, SLG: 0.290										2	0	1	1	0	0	0
12 Edwin Encarnación, R (1, 5) OBP: 0.435, SLG: 0.841		C C C 0-3 K ①		x 0-0 F7 ③		S S S 0-3 K ①	C C C 0-3 K ②	S S S 0-3 K ③		5	0	0	0	0	4	7
Scott Hatteberg, L (1, 3) OBP: 0.377, SLG: 0.413		x 0-0 G3-6-1 ② ③ 1-2f			x 0-0 L9 ①	x 0-0 6 BB 27 E 26 WP 1-2 2-H 1B	x 0-0 L4 ③			2	0	0	0	0	0	1
16 Frank Menechino, R (6, 6) OBP: 0.214, SLG: 0.132										2	1	1	1	0	0	1
(7, 4)																
Dane Sardinha, R (9, 2) OBP: 0.378, SLG: 0.333										0	0	0	0	0	0	0
27 Brian Buchanan, R (1, 9) OBP: 0.553, SLG: 0.895			S S S 0-3 K ①		x 0-0 26 1B 2B	x 0-0 FC6 26 WP 6 BB E 1-2 2-3		x 0-0 G4-3 ①		4	2	1	0	0	1	2
6 Ryan Freel, R (1, 7) OBP: 0.279, SLG: 0.224			x 0-0 F7 ②		B B B B 4-0 26 1B BB	B B B B 4-0 26 WP E 1-2 2-3 3-H BB		x 0-0 6 S 27 S 6 2B 1B		2	2	1	1	2	0	0
(6, 8)																
26 David Ross, R (1, 2) OBP: 0.583, SLG: 0.966			x 0-0 HR		x 0-0 1-2 2-H 1B	x 0-0 G5-3 ② 1-2 2-3 3-H		B B B B 4-0 6 2B 43 BLK 1-2 BB		3	1	2	2	0	0	2
27 William Bergolla, R (8, PH) (9, 4)										0	1	0	0	1	0	0
Inning Stats	R: 0 E: 0 K: 1 S: 5 H: 0 LOB: 0 BB: 0 P: 5	R: 0 E: 0 K: 1 S: 5 H: 1 LOB: 0 BB: 0 P: 5	R: 1 E: 0 K: 1 S: 6 H: 1 LOB: 0 BB: 0 P: 6	R: 0 E: 0 K: 1 S: 6 H: 1 LOB: 1 BB: 0 P: 6	R: 1 E: 0 K: 1 S: 7 H: 2 LOB: 2 BB: 1 P: 11	R: 5 E: 2 K: 2 S: 10 H: 2 LOB: 1 BB: 3 P: 22	R: 0 E: 1 K: 2 S: 8 H: 0 LOB: 1 BB: 0 P: 8	R: 3 E: 0 K: 2 S: 10 H: 3 LOB: 2 BB: 2 P: 20		1B: 7 2B: 2 3B: 0 HR: 1	SF: 0 SAC: 0 DP: 1 HBP: 0						

PITCHER		IP	WLS	BF	H	R	ER	SO	BB	IBB	HBP	BLK	WP	HR	S	P	ERA	WHIP
30 Matt Clement, R	(1, 1)	5.1	L	25	6	6	5	6	3	0	0	0	0	1	34	46	8.44	1.688
ERA: 4.4																		
17 Manny Delcarmen, R	(6, 1)	1.2	B	8	1	1	0	3	1	0	0	0	1	0	13	17	0.00	1.200
ERA: 3.09																		
Lenny DiNardo, L	(8, 1)	1.0		8	3	3	3	2	2	0	0	1	0	0	10	20	27.00	5.000
ERA: 4.22																		

PITCHER	IP	WLS	BF	H	R	ER	SO	BB	IBB	HBP	BLK	WP	HR	S	P	ERA	WHIP

BOTTOM

Boston Red Sox @ Cincinnati Reds

Ed Smith Stadium, Sarasota, FL

Tue Mar 28 2006, 6:05 PM EST

Att. 7,624 - Clear - 72 F

livebaseballscorecards.com

AB	35
R	10
H	10
RBI	8
BB	6
SO	11
LOB	20

1B: 7 SF: 0
2B: 2 SAC: 0
3B: 0 DP: 1
HR: 1 HBP: 0

WP: 1 PA: 41
PB: 0
SB: 2
CS: 0

Tampa Bay Devil Rays @ Cincinnati Reds

Ed Smith Stadium, Sarasota, FL

Wed Mar 29 2006, 1:05 PM EST

Att. 4,364 - Sunny - 75 F

TOP

livebaseballscorecards.com

Batter	1	2	3	4	5	6	7	8	9	AB	R	H	RBI	BB	SO	LOB
Julio Lugo, R (1, 6) OBP: 0.367, SLG: 0.407	13 FC5-4 1B		13 BB 1B		G6-4-3 1-2f	L8			K 20 1B FC2	3	0	2	0	0	0	1
Nick Green, R (5, 4) OBP: 0.286, SLG: 0.370										2	0	0	0	0	1	0
13 Carl Crawford, L (1, 7) OBP: 0.310, SLG: 0.545	FC5-4 1-2f		BBBB 4-0 3 FC4-6 1-2 BB		3 2B 1B	K			G5-3 FC2 1-3 1B	2	1	1	0	1	0	1
20 Shaun Cumberland, L (5, 8) OBP: 0.400, SLG: 0.600										2	0	1	0	0	1	0
3 Jorge Cantu, R (1, 4) OBP: 0.281, SLG: 0.531	F9		FC4-6 1-2f		1-H 2B	F7			FC2 1-2 3-H	3	0	1	1	0	0	3
Brent Butler, R (5, 6)										2	0	0	0	0	0	2
Aubrey Huff, L (1, 5) OBP: 0.426, SLG: 0.553	L9			L9	L9		P3		G5-3 2-3f	3	0	0	0	0	0	2
Michael Coleman, R (5, 7) OBP: 0.200, SLG: 0.200										2	0	0	0	0	0	2
31 Jonny Gomes, R (1, 9) OBP: 0.426, SLG: 0.673		K		P4		HR	G5-3			3	1	1	1	0	1	0
17 Kevin Cash, R (6, 2) OBP: 0.471, SLG: 0.625										1	0	0	0	0	0	0
14 Greg Norton, S (1, 10) OBP: 0.453, SLG: 0.628		K		1B 1B		2B 2B	G6-3			4	1	2	0	0	1	0
Travis Lee, L (1, 3) OBP: 0.295, SLG: 0.550		F9		1-3 1B		2-H HR 2B			K	3	1	2	1	0	0	0
Gabby Martinez, R (6, 3)										1	0	0	0	0	1	0
Toby Hall, R (1, 2) OBP: 0.316, SLG: 0.432			L9	F8		HR HBP			G4-3	2	1	0	0	0	0	2
Patrick Breen, L (6, 9)										1	0	0	0	0	0	0
Damon Hollins, R (1, 8) OBP: 0.333, SLG: 0.327			K		G6-4-3 1B	1-H 2-H HR			F9	2	0	1	0	0	1	0
Ty Wigginton, R (5, 5) OBP: 0.340, SLG: 0.467										2	1	1	3	0	0	0
Inning Stats	R: 0 E: 0 K: 0 S: 4 H: 1 LOB: 1 BB: 0 P: 4	R: 0 E: 0 K: 2 S: 7 H: 0 LOB: 0 BB: 0 P: 7	R: 0 E: 0 K: 1 S: 6 H: 1 LOB: 2 BB: 1 P: 10	R: 0 E: 0 K: 0 S: 5 H: 2 LOB: 2 BB: 0 P: 5	R: 1 E: 0 K: 0 S: 5 H: 3 LOB: 1 BB: 0 P: 5	R: 5 E: 0 K: 1 S: 9 H: 4 LOB: 0 BB: 0 P: 10	R: 0 E: 0 K: 0 S: 3 H: 0 LOB: 0 BB: 0 P: 3	R: 0 E: 0 K: 1 S: 5 H: 0 LOB: 0 BB: 0 P: 5	R: 0 E: 0 K: 1 S: 6 H: 1 LOB: 1 BB: 0 P: 6	1B: 7 2B: 3 3B: 0 HR: 2 SF: 0 SAC: 0 DP: 2 HBP: 1							

	AB	38
	R	6
	H	12
	RBI	6
	BB	1
	SO	6
	LOB	13

WP: 1 PB: 0 SB: 0 CS: 0 PA: 40

PITCHER		IP	WLS	BF	H	R	ER	SO	BB	IBB	HBP	BLK	WP	HR	S	P	ERA	WHIP
39 Aaron Harang, R ERA: 2.84	(1, 1)	5.0	W	26	10	5	5	3	1	0	1	0	0	1	30	35	9.00	2.200
31 Matt Belisle, R ERA: 3.27	(6, 1)	1.0	H	4	1	1	1	1	0	0	0	0	0	1	6	6	9.00	1.000
Chris Hammond, L ERA: 1.5	(7, 1)	1.0	H	3	0	0	0	0	0	0	0	0	0	0	3	3	0.00	0.000
Kent Mercker, L ERA: 2.25	(8, 1)	1.0	H	3	0	0	0	1	0	0	0	0	0	0	5	5	0.00	0.000
56 Todd Coffey, R ERA: 2.77	(9, 1)	1.0	S	4	1	0	0	1	0	0	0	0	1	0	6	6	0.00	1.000

PITCHER	IP	WLS	BF	H	R	ER	SO	BB	IBB	HBP	BLK	WP	HR	S	P	ERA	WHIP

Batter	1	2	3	4	5	6	7	8	9	AB	R	H	RBI	BB	SO	LOB
Tony Womack, L (1, 4) OBP: 0.393, SLG: 0.423	K		F8	1B		K		G6-3		5	1	1	1	0	2	1
Felipe Lopez, S (1, 6) OBP: 0.279, SLG: 0.288	E6 FC5 BB		S 2B 1B	1B 1B		K				4	1	2	1	0	1	0
6 Jeff Bannon, R (7, 6) OBP: 0.500, SLG: 0.538										0	0	0	0	0	0	0
Ken Griffey Jr., L (1, 10) OBP: 0.524, SLG: 0.950	K		1-H HR 2B	BB 1B		BB				3	1	2	3	1	1	1
Adam Dunn, L (1, 7) OBP: 0.397, SLG: 0.708	FC5 1-2 BB		2-H HR	K		K				3	1	1	2	1	2	3
Austin Kearns, R (1, 9) OBP: 0.391, SLG: 0.421	FC5 1-2 2-3f		K	1-2 BB			G4-3			3	0	0	0	1	1	2
27 Brian Buchanan, R (8, 9) OBP: 0.553, SLG: 0.895										0	0	0	0	0	0	0
Scott Hatteberg, L (1, 3) OBP: 0.368, SLG: 0.400		P6		6 1B BB 1B			K			4	1	1	0	0	1	3
54 Andy Abad, L (8, 3) OBP: 0.462, SLG: 0.488				F8						0	0	0	0	0	0	0
Rich Aurilia, R (1, 5) OBP: 0.273, SLG: 0.360		K		6 1B 1B 1B BB	6 G1-6-3 1B		G6-3			3	1	1	0	1	1	0
16 Frank Menechino, R (8, 5) OBP: 0.214, SLG: 0.132										0	0	0	0	0	0	0
Javier Valentin, S (1, 2) OBP: 0.385, SLG: 0.435		F8		F7	K			P4		4	0	0	0	0	1	3
6 Ryan Freel, R (1, 8) OBP: 0.282, SLG: 0.230			K	1B 1B 1B	G1-6-3 1-2f			CS 3B		3	1	1	0	0	1	1
30 Norris Hopper, R (6, 8) OBP: 0.286, SLG: 0.500										1	0	1	0	0	0	0
Inning Stats	R: 0 E: 1 K: 2 S: 8 H: 0 LOB: 2 BB: 1 P: 12	R: 0 E: 0 K: 1 S: 5 H: 0 LOB: 0 BB: 0 P: 5	R: 3 E: 0 K: 2 S: 10 H: 3 LOB: 0 BB: 0 P: 11	R: 4 E: 0 K: 1 S: 10 H: 5 LOB: 3 BB: 2 P: 18	R: 0 E: 0 K: 1 S: 5 H: 1 LOB: 0 BB: 0 P: 5	R: 0 E: 0 K: 3 S: 9 H: 0 LOB: 1 BB: 1 P: 13	R: 0 E: 0 K: 1 S: 5 H: 0 LOB: 0 BB: 0 P: 5	R: 0 E: 0 K: 0 S: 4 H: 1 LOB: 0 BB: 0 P: 4		1B: 7 2B: 1 3B: 1 HR: 1	SF: 0 SAC: 0 DP: 1 HBP: 0						

PITCHER	IP	WLS	BF	H	R	ER	SO	BB	IBB	HBP	BLK	WP	HR	S	P	ERA	WHIP
37 Seth McClung, R (1, 1) ERA: 4.3	4.0	L	24	8	7	7	6	3	0	0	0	0	1	33	46	15.75	2.750
Chad Harville, R (5, 1) ERA: 8.44	1.0		3	1	0	0	1	0	0	0	0	0	0	5	5	0.00	1.000
Dan Miceli, R (6, 1) ERA: 2.25	1.0		4	0	0	0	3	1	0	0	0	0	0	9	13	0.00	1.000
22 Shawn Camp, R (7, 1) ERA: 3.86	1.0		3	0	0	0	1	0	0	0	0	0	0	5	5	0.00	0.000
54 Chad Orvella, R (8, 1) ERA: 7.59	1.0		3	1	0	0	0	0	0	0	0	0	0	4	4	0.00	1.000

PITCHER	IP	WLS	BF	H	R	ER	SO	BB	IBB	HBP	BLK	WP	HR	S	P	ERA	WHIP

BOTTOM

Tampa Bay Devil Rays @ Cincinnati Reds

Ed Smith Stadium, Sarasota, FL

Wed Mar 29 2006, 1:05 PM EST

Att. 4,364 - Sunny - 75 F

livebaseballscorecards.com

AB	33
R	7
H	10
RBI	7
BB	4
SO	11
LOB	14

WP: 0 PB: 0 SB: 1 CS: 1 PA: 37

Cincinnati Reds @ Boston Red Sox

City of Palms Park, Ft. Myers, FL

Thu Mar 30 2006, 1:05 PM EST

Att. 7,756 - Partly Cloudy - 77 F

TOP

livebaseballscorecards.com

Batter	1	2	3	4	5	6	7	8	9	AB	R	H	RBI	BB	SO	LOB
6 Ryan Freel, R (1, 8) OBP: 0.270, SLG: 0.219	F9		K			F9	K		G3-1	3	0	0	0	0	1	0
30 Norris Hopper, R (6, 8) OBP: 0.222, SLG: 0.375										2	0	0	0	0	1	1
Felipe Lopez, S (1, 6) OBP: 0.306, SLG: 0.294	G4-3			BB 12 1B		1B 1B		BB 16 BB 2B	L6	2	1	1	0	2	0	0
6 Jeff Bannon, R (8, 6) OBP: 0.467, SLG: 0.500										1	0	0	0	0	0	0
12 Edwin Encarnación, R (1, 5) OBP: 0.431, SLG: 0.818	P4			1-2 1B		F7		1-2 BB 2B 1B		3	0	1	0	0	0	1
16 Frank Menechino, R (6, 5) OBP: 0.233, SLG: 0.132										0	1	0	0	1	0	0
Scott Hatteberg, L (1, 3) OBP: 0.377, SLG: 0.426		G6-3		K		1-3 BB 1B		1-3 2-H 1B 2B		4	0	2	1	0	1	2
Gary Patchett, R (8, PR) (8, 4)										0	1	0	0	0	0	0
Rich Aurilia, R (1, 4) OBP: 0.293, SLG: 0.423		HR		K		1-2 BB		G3-1		2	1	1	1	1	1	2
54 Andy Abad, L (8, PH) (8, 3) OBP: 0.453, SLG: 0.476										1	0	0	0	0	0	2
9 Jacob Cruz, L (1, 10) OBP: 0.356, SLG: 0.257		G3-1		G3		G4-3		K		4	0	0	0	0	1	7
Austin Kearns, R (1, 9) OBP: 0.397, SLG: 0.426		G5-3				27 FC5-4 1B	K	2-H 3-H 1B		4	0	2	2	0	1	0
27 Brian Buchanan, R (1, 7) OBP: 0.524, SLG: 0.833			F7			1-2f FC5-4 26 G5-4-3	1B	G5-3		4	0	1	0	0	0	3
26 David Ross, R (1, 2) OBP: 0.525, SLG: 0.848			G6-3			1-2f G5-4-3	K		K	4	0	0	0	0	2	2
Inning Stats	R: 0 E: 0 K: 0 S: 3 H: 0 LOB: 0 BB: 0 P: 3	R: 1 E: 0 K: 0 S: 4 H: 1 LOB: 0 BB: 0 P: 4	R: 0 E: 0 K: 1 S: 5 H: 0 LOB: 0 BB: 0 P: 5	R: 0 E: 0 K: 2 S: 8 H: 1 LOB: 2 BB: 1 P: 12	R: 0 E: 0 K: 0 S: 3 H: 1 LOB: 0 BB: 0 P: 3	R: 0 E: 0 K: 0 S: 5 H: 2 LOB: 3 BB: 1 P: 9	R: 0 E: 0 K: 3 S: 10 H: 1 LOB: 1 BB: 0 P: 10	R: 3 E: 0 K: 1 S: 7 H: 2 LOB: 2 BB: 2 P: 15	R: 0 E: 0 K: 1 S: 5 H: 0 LOB: 0 BB: 0 P: 5	1B: 6 2B: 1 3B: 0 HR: 1 SF: 0 SAC: 0 DP: 1 HBP: 0							

AB	34
R	4
H	8
RBI	4
BB	4
SO	8
LOB	20

WP: 0 PB: 0 SB: 0 CS: 0 PA: 38

PITCHER		IP	WLS	BF	H	R	ER	SO	BB	IBB	HBP	BLK	WP	HR	S	P	ERA	WHIP
49 Tim Wakefield, R ERA: 2.5	(1, 1)	4.0	L	15	2	1	1	3	1	0	0	0	0	1	20	24	2.25	0.750
50 Mike Timlin, R ERA: 6.75	(5, 1)	1.0		3	1	0	0	0	0	0	0	0	0	0	3	3	0.00	1.000
51 Julian Tavarez, R ERA:	(6, 1)	1.0		6	2	0	0	0	1	0	0	0	0	0	5	9	0.00	3.000
58 Jonathan Papelbon, R ERA: 5.31	(7, 1)	1.0		4	1	0	0	3	0	0	0	0	0	0	10	10	0.00	1.000
17 Manny Delcarmen, R ERA: 4.97	(8, 1)	1.0		7	2	3	3	1	2	0	0	0	0	0	7	15	27.00	4.000

PITCHER		IP	WLS	BF	H	R	ER	SO	BB	IBB	HBP	BLK	WP	HR	S	P	ERA	WHIP
Jonathan Searles, R ERA:	(9, 1)	1.0		3	0	0	0	1	0	0	0	0	0	0	5	5	0.00	0.000

Cincinnati Reds @ Boston Red Sox

City of Palms Park, Ft. Myers, FL

Thu Mar 30 2006, 1:05 PM EST

Att. 7,756 - Partly Cloudy - 77 F

livebaseballscorecards.com

BOTTOM

Batter	1	2	3	4	5	6	7	8	9	AB	R	H	RBI	BB	SO	LOB
Coco Crisp, S (1, 8) OBP: 0.509, SLG: 0.653	E 1B		F8 ②			F8 ②			BBBB 4-0 G6-4-3 BB	3	0	1	0	0	0	0
2 Willie Harris, L (7, 8) OBP: 0.262, SLG: 0.211										0	0	0	0	1	0	0
Mark Loretta, R (1, 4) OBP: 0.400, SLG: 0.521	1 SAFE 1 SAFE P3 ① 1-3		F9 ③			L5 ③			P4 ①	3	0	0	0	0	0	1
13 Enrique Wilson, S (7, 4) OBP: 0.333, SLG: 0.595 (8, 5)										1	0	0	0	0	0	1
Trot Nixon, L (1, 10) OBP: 0.315, SLG: 0.392	SSS K ②			SSS K ①			P2 ①		G6-4-3 ②③ 1-2f	3	0	0	0	0	2	1
Adam Stern, L (9, PH) OBP: 0.361, SLG: 0.618										1	0	0	0	0	0	1
Manny Ramirez, R (1, 7) OBP: 0.392, SLG: 0.581	CCC K ③			SSS K ②			CCC K ②			2	0	0	0	0	2	1
Dustan Mohr, R (5, 7) OBP: 0.429, SLG: 0.649				CCC K ③						1	0	0	0	0	1	0
25 Mike Lowell, R (1, 5) OBP: 0.404, SLG: 0.383		20 1B 1B					BBBB 4-0 BB			2	0	1	0	1	1	0
Keoni DeRenne, S (7, PR) (8, 4)										0	0	0	0	0	0	0
20 Kevin Youkilis, R (1, 3) OBP: 0.327, SLG: 0.489		1-2 G6-4-3 1B			F7 ①		G5-3 ③			3	0	1	0	0	0	1
Logan Sorensen, L (8, 3)										0	0	0	0	0	0	0
Wily Mo Peña, R (1, 9) OBP: 0.393, SLG: 0.560	SSS K ①				G4-3 ②			SSS K ①		3	0	0	0	0	2	2
36 Yahmed Yema, L (9, 9)										0	0	0	0	0	0	0
Josh Bard, S (1, 2) OBP: 0.314, SLG: 0.258	1-2f G6-4-3 ②③				CCC ③			CCC ②		3	0	0	0	0	2	2
29 Jonathan Devries, R (9, 2)										0	0	0	0	0	0	0
Alex Gonzalez, R (1, 6) OBP: 0.156, SLG: 0.256			P4 ①			SSS K ①			F9 ③	2	0	0	0	0	1	0
13 Alex Cora, L (7, 6) OBP: 0.217, SLG: 0.565										1	0	0	0	0	0	0
Inning Stats	R: 0 H: 1 E: 1 LOB: 1 K: 2 BB: 0 S: 8 P: 8	R: 0 H: 2 E: 0 LOB: 1 K: 1 BB: 0 S: 6 P: 6	R: 0 H: 0 E: 0 LOB: 0 K: 0 BB: 0 S: 3 P: 3	R: 0 H: 0 E: 0 LOB: 0 K: 3 BB: 0 S: 9 P: 9	R: 0 H: 0 E: 0 LOB: 0 K: 1 BB: 0 S: 5 P: 5	R: 0 H: 0 E: 0 LOB: 0 K: 1 BB: 0 S: 5 P: 5	R: 0 H: 0 E: 0 LOB: 1 K: 1 BB: 1 S: 5 P: 9	R: 0 H: 0 E: 0 LOB: 0 K: 2 BB: 0 S: 7 P: 7	R: 0 H: 0 E: 0 LOB: 0 K: 0 BB: 1 S: 2 P: 6	1B: 3 SF: 0 2B: 0 SAC: 0 3B: 0 DP: 2 HR: 0 HBP: 0						

AB	28
R	0
H	3
RBI	0
BB	2
SO	11
LOB	10

PITCHER		IP	WLS	BF	H	R	ER	SO	BB	IBB	HBP	BLK	WP	HR	S	P	ERA	WHIP
61 Bronson Arroyo, R ERA: 6.85	(1, 1)	7.0	W	24	3	0	0	9	1	0	0	0	0	0	41	45	0.00	0.571
Rick White, R ERA: 3.48	(8, 1)	1.0		3	0	0	0	2	0	0	0	0	0	0	7	7	0.00	0.000
Mike Burns, R ERA: 1.84	(9, 1)	1.0		3	0	0	0	0	1	0	0	0	0	0	2	6	0.00	1.000

PITCHER	IP	WLS	BF	H	R	ER	SO	BB	IBB	HBP	BLK	WP	HR	S	P	ERA	WHIP

Batter	1	2	3	4	5	6	7	8	9	AB	R	H	RBI	BB	SO	LOB
16 Frank Menechino, R (1, 4) OBP: 0.250, SLG: 0.143 Gary Patchett, R (8, 4) OBP: 1.000, SLG: 1.000	G6-3	BB 12 G3 1-2		1B 1-3 2-H		F8		F8	1B 1-2 2-H	4 1	0 0	1 1	1 1	1 0	0 0	1 0
12 Edwin Encarnación, R (1, 5) OBP: 0.413, SLG: 0.783 Adam Rosales, R (4, 6) OBP: 0.500, SLG: 0.750	K	G3 1-2 2-3		F7		FC5-4 1-2f		2B	K	3 3	0 0	0 1	0 0	0 0	1 1	4 3
Ken Griffey Jr., L (1, 10) OBP: 0.478, SLG: 0.864 9 Jacob Cruz, L (4, PH) OBP: 0.333, SLG: 0.237 (4, 10)	K	G4-3		K		P6		K		2 3	0 0	0 0	0 0	0 0	1 2	2 4
Adam Dunn, L (1, 7) OBP: 0.410, SLG: 0.765 63 Chris Dickerson, L (5, 8) OBP: 0.500, SLG: 1.000	1B 2B 54 1B	K	HR		G4-3		2B 26 2B		3 2	2 1	2 1	1 0	0 0	1 0	0 0
Javier Valentin, S (1, 2) OBP: 0.400, SLG: 0.481 26 David Ross, R (7, 2) OBP: 0.537, SLG: 0.882	2B 54 1B 6 HR 1-3	G6-3	1B 6 FC6-4		F7		2B 30 1B 2-H		4 1	1 1	2 1	0 1	0 0	0 0	0 0
27 Brian Buchanan, R (1, 9) OBP: 0.500, SLG: 0.804 Rick Asadoorian, R (7, PR) (7, 9)	G6-3	G6-3			P3		2B 54 1B	K		4 1	0 1	1 0	0 0	0 0	0 1	3 1
54 Andy Abad, L (1, 3) OBP: 0.456, SLG: 0.478 49 Jesse Gutierrez, R (7, 3) OBP: 0.400, SLG: 0.600	1B 6 HR 2-3 3-H	F8	F7		1B 2-H		G5-3		4 1	1 0	2 0	2 0	0 0	0 0	1 1
6 Jeff Bannon, R (1, 6) OBP: 0.500, SLG: 0.667 (4, 5)	HR 1-H 3-H	1B 30 E 16 1B	FC6-4 1-2f		K		BB 30 1B 1B		4 4	3 0	2 0	3 0	1 0	1 0	3 0
30 Norris Hopper, R (1, 8) OBP: 0.357, SLG: 0.462 (5, 7)	1B 12 G3 16 BB	E4 16 1B 1-2		1B FC5-4		G4-3	1B 1B 1-2 2-H		5 5	0 0	3 3	1 1	0 0	0 0	1 1
Inning Stats	R: 0 E: 0 K: 2 S: 7 H: 0 LOB: 0 BB: 0 P: 7	R: 4 E: 0 K: 0 S: 8 H: 5 LOB: 2 BB: 1 P: 12	R: 0 E: 0 K: 1 S: 5 H: 0 LOB: 0 BB: 0 P: 5	R: 1 E: 1 K: 1 S: 8 H: 2 LOB: 2 BB: 0 P: 8	R: 1 E: 0 K: 0 S: 5 H: 2 LOB: 1 BB: 0 P: 5	R: 0 E: 0 K: 0 S: 4 H: 1 LOB: 1 BB: 0 P: 4	R: 1 E: 0 K: 1 S: 7 H: 2 LOB: 2 BB: 0 P: 7	R: 0 E: 0 K: 1 S: 6 H: 1 LOB: 1 BB: 0 P: 6	R: 3 E: 0 K: 2 S: 11 H: 4 LOB: 2 BB: 1 P: 15	1B: 10 2B: 5 3B: 0 HR: 2 SF: 0 SAC: 0 DP: 0 HBP: 0						

TOP

Cincinnati Reds @ Cleveland Indians

Chain of Lakes Park, Winter Haven, FL

Fri Mar 31 2006, 1:05 PM EST
Att. 4,128 - Partly Cloudy - 82 F

livebaseballscorecards.com

AB	45
R	10
H	17
RBI	10
BB	2
SO	8
LOB	24

PITCHER		IP	WLS	BF	H	R	ER	SO	BB	IBB	HBP	BLK	WP	HR	S	P	ERA	WHIP
31 Cliff Lee, L ERA: 6.38	(1, 1)	6.0	L	30	10	6	6	4	1	0	0	0	0	2	37	41	9.00	1.833
59 Matt Miller, R ERA: 4.5	(7, 1)	1.0		5	2	1	1	1	0	0	0	0	0	0	7	7	9.00	2.000
Fernando Cabrera, R ERA: 12.71	(8, 1)	1.0		4	1	0	0	1	0	0	0	0	0	0	6	6	0.00	1.000
Bob Wickman, R ERA: 6.23	(9, 1)	0.2		7	4	3	3	1	1	0	0	0	0	0	8	12	40.50	7.500
63 Rafael Betancourt, R ERA:	(9, 1)	0.1		1	0	0	0	1	0	0	0	0	0	0	3	3	0.00	0.000

PITCHER	IP	WLS	BF	H	R	ER	SO	BB	IBB	HBP	BLK	WP	HR	S	P	ERA	WHIP

WP: 0 PB: 0 SB: 0 CS: 0 PA: 47

Batter	1	2	3	4	5	6	7	8	9	AB	R	H	RBI	BB	SO	LOB
24 Grady Sizemore, L (1, 8) OBP: 0.417, SLG: 0.619	BBBB 4-0 2B 2 WP BB		x 0-0 ① G3		BH 2-0 G5-4-3 1-2 2-3 HBP		x 0-0 ③ FC6-4 1-2f			2	1	0	0	1	0	1
Jason Michaels, R (1, 7) OBP: 0.368, SLG: 0.533 Todd Hollandsworth, L (6, 7) OBP: 0.236, SLG: 0.269	x 0-0 2 WP 48 G3 1-3 2B		x 0-0 ② L4		x 0-0 ①② G5-4-3 1-2f 2-3 3-H			x 0-0 ① G4-3		3 1	1 0	1 0	0 0	0 0	0 0	2 0
2 Jhonny Peralta, R (1, 6) OBP: 0.343, SLG: 0.500	BCCS 1-3 ① K 2-3 3-H		x 0-0 ③ F8		x 0-0 ③ L5			x 0-0 48 G4-3 1B		4	0	1	0	0	1	2
48 Travis Hafner, L (1, 10) OBP: 0.492, SLG: 0.750	x 0-0 ② G3 3-H			x 0-0 ① F9		CCC 0-3 ① K		x 0-0 ②③ G4-3 1-2f		4	0	0	1	0	1	1
41 Victor Martinez, S (1, 2) OBP: 0.433, SLG: 0.630 10 Kelly Shoppach, R (7, 2) OBP: 0.341, SLG: 0.200	x 0-0 ③ F8			x 0-0 ② G4-3		x 0-0 ② F8			BBBBB 4-0 15 1B 1B BB	3 0	0 1	0 0	0 0	0 1	0 0	0 0
Eduardo Perez, R (1, 3) OBP: 0.351, SLG: 0.514		x 0-0 1B		x 0-0 2B		x 0-0 ③ F8			x 0-0 G4-6-3 15 1B 1-2 1B	4	0	3	0	0	0	0
Ronnie Belliard, R (1, 4) OBP: 0.400, SLG: 0.786 15 Ramón Vázquez, L (8, 5) OBP: 0.265, SLG: 0.308		x 0-0 ① P2		x 0-0 ③ F8		CCS 0-3 ① K			x 0-0 G4-6-3 1-2 2-H 1B	3 1	0 0	0 1	0 1	0 0	1 0	2 0
Aaron Boone, R (1, 5) OBP: 0.441, SLG: 0.679 Chris De La Cruz, S (8, 4)		CCS 0-3 ② K			x 0-0 24 HBP BB G5-4-3 1B	x 0-0 24 FC6-4 1B			x 0-0 ①② G4-6-3 1-2f 2-3	3 1	1 0	2 0	0 0	0 0	1 0	1 2
Casey Blake, R (1, 9) OBP: 0.420, SLG: 0.581		x 0-0 ③ F9			BBBB 4-0 G5-4-3 24 HBP 1-2 BB	x 0-0 ② F8			x 0-0 ③ F8	3	0	0	0	1	0	3
Inning Stats	R: 2 H: 1 E: 0 LOB: 0 K: 1 BB: 1 S: 6 P: 11	R: 0 H: 1 E: 0 LOB: 1 K: 1 BB: 0 S: 6 P: 6	R: 0 H: 0 E: 0 LOB: 0 K: 0 BB: 0 S: 3 P: 3	R: 0 H: 1 E: 0 LOB: 1 K: 0 BB: 0 S: 4 P: 4	R: 1 H: 1 E: 0 LOB: 1 K: 0 BB: 1 S: 3 P: 9	R: 0 H: 0 E: 0 LOB: 0 K: 1 BB: 0 S: 5 P: 5	R: 0 H: 1 E: 0 LOB: 1 K: 1 BB: 0 S: 6 P: 6	R: 0 H: 1 E: 0 LOB: 0 K: 0 BB: 0 S: 3 P: 3	R: 1 H: 2 E: 0 LOB: 1 K: 0 BB: 1 S: 4 P: 8	1B: 6 2B: 2 3B: 0 HR: 0	SF: 0 SAC: 0 DP: 3 HBP: 1					

PITCHER		IP	WLS	BF	H	R	ER	SO	BB	IBB	HBP	BLK	WP	HR	S	P	ERA	WHIP
Brandon Claussen, L ERA: 3.81	(1, 1)	6.0	W	24	4	3	3	3	2	0	1	0	1	0	27	38	4.50	1.000
25 David Weathers, R ERA: 5.73	(7, 1)	1.0		4	1	0	0	1	0	0	0	0	0	0	6	6	0.00	1.000
Ryan Wagner, R ERA: 2.77	(8, 1)	1.0		3	1	0	0	0	0	0	0	0	0	0	3	3	0.00	1.000
Kent Mercker, L ERA: 3.0	(9, 1)	1.0		5	2	1	1	0	1	0	0	0	0	0	4	8	9.00	3.000

PITCHER	IP	WLS	BF	H	R	ER	SO	BB	IBB	HBP	BLK	WP	HR	S	P	ERA	WHIP

BOTTOM

Cincinnati Reds @ Cleveland Indians

Chain of Lakes Park, Winter Haven, FL

Fri Mar 31 2006, 1:05 PM EST
Att. 4,128 - Partly Cloudy - 82 F

livebaseballscorecards.com

AB	32
R	4
H	8
RBI	2
BB	3
SO	4
LOB	14

WP: 1 PA: 36
PB: 0
SB: 0
CS: 0

Cleveland Indians @ Cincinnati Reds

Ed Smith Stadium, Sarasota, FL

Sat Apr 01 2006, 1:05 PM EST

Att. 5,912 - Sunny - 80 F

livebaseballscorecards.com

Batter	1	2	3	4	5	6	7	8	9	AB	R	H	RBI	BB	SO	LOB
24 Grady Sizemore, L (1, 8) OBP: 0.405, SLG: 0.600 Juan Valdes, S (3, 8)	S S C 0-3 ① K		S S S 0-3 ③ K		B B B 4-0 BB		S X 0-1 ① G6-3 1-2	X 0-0 ② ③ L6-4 2-2		2 0 0 0 0 2 0 2 0 0 0 1 0 3						
Jason Michaels, R (1, 7) OBP: 0.371, SLG: 0.548 Mike Conroy, L (4, 7)	S S C 0-3 ② K			X 0-0 2 WP 2 SF9 2B	S S S 0-3 ③ K		S S S 0-3 ② K		X 0-0 ① F8	2 1 1 0 0 1 0 3 0 0 0 0 2 3						
2 Jhonny Peralta, R (1, 6) OBP: 0.333, SLG: 0.492 15 Ramón Vázquez, L (4, 6) OBP: 0.268, SLG: 0.309	S S S 0-3 ③ K			S X 0-1 ① SF9 2-H		S S C 0-3 ① K	S S C 0-3 ③ K 2-3		X 0-0 G4-6-3 1B	1 0 0 1 0 1 0 3 0 1 0 0 2 1						
Eduardo Perez, R (1, 3) OBP: 0.333, SLG: 0.486 Ben Broussard, L (4, 3) OBP: 0.328, SLG: 0.339		S S S 0-3 ① K		X 0-0 ② F7		X 0-0 1B 1B 1B		X 0-0 1B HR 1B	X 0-0 ② ③ G4-6-3 1-2f	2 0 0 0 0 1 0 3 2 2 0 0 0 1						
Ronnie Belliard, R (1, 4) OBP: 0.438, SLG: 0.793 Niuman Romero, S (4, 4) OBP: 0.200, SLG: 0.200		B B B B 4-0 BB		X 0-0 1B		X 0-0 1B 1-2 1B		X 0-0 ① F7		1 0 1 0 1 0 0 2 0 1 0 0 0 1						
Aaron Boone, R (1, 5) OBP: 0.426, SLG: 0.655 Pat Osborn, R (4, 5) OBP: 0.500, SLG: 0.500		S S S 0-3 ② K		S S S 0-3 ③ K		X 0-0 ② L9		X 0-0 1-2 HR 1B		2 0 0 0 0 2 2 2 1 1 0 0 0 2						
Casey Blake, R (1, 9) OBP: 0.423, SLG: 0.594 Jason Cooper, L (5, 9) OBP: 0.429, SLG: 0.833		X 0-0 ③ F7			X 0-0 2B	X 0-0 1-3 2-H 1B		X 0-0 1-H 2-H HR		2 0 1 0 0 0 1 2 1 2 4 0 0 0						
10 Kelly Shoppach, R (1, 2) OBP: 0.333, SLG: 0.205			X 0-0 ① F7		S S S 0-3 ① K	X 0-0 ③ L8		X 0-0 L6-4 WP 1B		4 0 1 0 0 1 3						
Paul Byrd, R (1, 1) Rob Bell, R (6, 1) Stephen Head, L (7, PH) OBP: 0.500, SLG: 0.500 32 Danny Graves, R (7, 1) Ryan Goleski, R (8, PH) Jim Ed Warden, R (8, 1)			X 0-0 ② G4-3		X 0-0 ② P3		X 0-0 15 PB PB 1B	B B B 4-0 1-2 BB		2 0 0 0 0 0 1 0 0 0 0 0 0 0 1 0 1 0 0 0 0 0 0 0 0 0 0 0 0 0 0 0 1 0 0 0 0 0 0 0 0 0						
Inning Stats	R: 0 H: 0 E: 0 LOB: 0 K: 3 BB: 0 S: 9 P: 9	R: 0 H: 0 E: 0 LOB: 1 K: 2 BB: 1 S: 7 P: 11	R: 0 H: 0 E: 0 LOB: 0 K: 1 BB: 0 S: 5 P: 5	R: 1 H: 2 E: 0 LOB: 1 K: 1 BB: 0 S: 8 P: 8	R: 0 H: 1 E: 0 LOB: 2 K: 2 BB: 1 S: 8 P: 12	R: 1 H: 3 E: 0 LOB: 1 K: 1 BB: 0 S: 8 P: 8	R: 0 H: 1 E: 0 LOB: 1 K: 2 BB: 0 S: 9 P: 9	R: 3 H: 4 E: 0 LOB: 1 K: 0 BB: 1 S: 6 P: 10	R: 0 H: 1 E: 0 LOB: 0 K: 0 BB: 0 S: 3 P: 3	1B: 9 SF: 1 2B: 3 SAC: 0 3B: 0 DP: 2 HR: 1 HBP: 0						

	AB	36
	R	5
	H	12
	RBI	5
	BB	3
	SO	12
	LOB	18

WP: 2 PA: 40
PB: 2
SB: 0
CS: 0

PITCHER		IP	WLS	BF	H	R	ER	SO	BB	IBB	HBP	BLK	WP	HR	S	P	ERA	WHIP
22 Eric Milton, L ERA: 5.17	(1, 1)	5.0		20	3	1	1	9	2	0	0	0	1	0	37	45	1.80	1.000
Rick White, R ERA: 3.97	(6, 1)	1.0	H	6	3	1	1	1	0	0	0	0	0	0	8	8	9.00	3.000
31 Matt Belisle, R ERA: 3.0	(7, 1)	1.0	H	4	1	0	0	2	0	0	0	0	0	0	9	9	0.00	1.000
Mike Burns, R ERA: 3.45	(8, 1)	1.0	W	7	4	3	3	0	1	0	0	0	1	1	6	10	27.00	5.000
Brock Till, R ERA:	(9, 1)	1.0	S	3	1	0	0	0	0	0	0	0	0	0	3	3	0.00	1.000

PITCHER	IP	WLS	BF	H	R	ER	SO	BB	IBB	HBP	BLK	WP	HR	S	P	ERA	WHIP

BOTTOM

Cleveland Indians @ Cincinnati Reds

Ed Smith Stadium, Sarasota, FL

Sat Apr 01 2006, 1:05 PM EST

Att. 5,912 - Sunny - 80 F

livebaseballscorecards.com

Batter	1	2	3	4	5	6	7	8	9	AB	R	H	RBI	BB	SO	LOB
Tony Womack, L (1, 4) OBP: 0.397, SLG: 0.444	L5		12 BB 27 BB 2B		1B 2B 1B	K		1-H 2-H 2B		2	1	1	0	0	0	0
63 Chris Dickerson, L (4, 9) OBP: 0.600, SLG: 1.000 (9, 8)										3	1	2	2	0	1	0
Felipe Lopez, S (1, 6) OBP: 0.311, SLG: 0.290	G3-1		BBBB 27 BB 12 BB BB		2B 1-3 27 1B 1B		G5-3	G1-3		1	0	0	0	1	0	0
Adam Rosales, R (3, PR) OBP: 0.429, SLG: 0.571 (4, 6)										3	1	1	0	0	0	1
12 Edwin Encarnación, R (1, 5) OBP: 0.416, SLG: 0.771	F7		BBBB 27 BB 1-2 2-3 BB		27 E 1-3 3-H 2B		HR			1	0	0	0	1	0	0
Gary Patchett, R (3, PR) OBP: 1.000, SLG: 2.333 (4, 5)										2	2	2	2	0	0	0
(4, 4)																
Adam Dunn, L (1, 7) OBP: 0.403, SLG: 0.750		G4-3	BBBB 1-2 2-3 3-H BB		E4 54 G3-1 2-H 3-H 1B		K			1	0	0	0	0	0	0
27 Chris Denorfia, R (3, 7) OBP: 0.357, SLG: 0.360										1	0	1	2	1	0	0
Brandon Roberts, L (5, PR)										1	0	0	0	0	1	0
(6, 7)																
Austin Kearns, R (1, 9) OBP: 0.400, SLG: 0.429		FC3-6 1B	K		G6-3		K			2	0	1	0	0	1	3
6 Jeff Bannon, R (4, 5) OBP: 0.455, SLG: 0.600										2	0	0	0	0	1	1
Scott Hatteberg, L (1, 3) OBP: 0.365, SLG: 0.411	FC3-6 6 FC6-4 1-2f			F8	G3-1 2-3			BBBB 6 SH2-3 FC1-6-5 BB		2	0	0	0	0	0	1
54 Andy Abad, L (5, 3) OBP: 0.458, SLG: 0.468										1	0	0	0	1	0	1
6 Ryan Freel, R (1, 8) OBP: 0.273, SLG: 0.239	FC6-4 1-2f			26 G5-3 2B	L8			SH2-3 1-2		3	0	1	0	0	0	3
Brock Till, R (9, 1)										0	0	0	0	0	0	0
26 David Ross, R (1, 2) OBP: 0.512, SLG: 0.833			F7	G5-3 2-3		L7		FC1-6-5 63 2B 2-3		2	0	0	0	0	0	1
Ryan Jorgensen, R (6, 2) OBP: 0.308, SLG: 0.273										2	1	0	0	0	0	1
22 Eric Milton, L (1, 1)			G1-3	G6-3		G5-3		BBBB 63 2B BB		2	0	0	0	0	0	1
Rick White, R (6, 1)										0	0	0	0	0	0	0
Rich Aurilia, R (6, PH) OBP: 0.288, SLG: 0.415										1	0	0	0	0	0	0
31 Matt Belisle, R (7, 1)										0	0	0	0	0	0	0
Mike Burns, R (8, 1)										0	0	0	0	0	0	0
Rick Asadoorian, R (8, PH)										0	1	0	0	1	0	0
(9, 9)																
Inning Stats	R: 0 E: 0 K: 0 S: 3 H: 0 LOB: 0 BB: 0 P: 3	R: 0 E: 0 K: 0 S: 4 H: 1 LOB: 1 BB: 0 P: 4	R: 1 E: 0 K: 1 S: 6 H: 1 LOB: 3 BB: 3 P: 18	R: 0 E: 0 K: 0 S: 4 H: 1 LOB: 1 BB: 0 P: 4	R: 3 E: 1 K: 0 S: 7 H: 4 LOB: 2 BB: 0 P: 7	R: 0 E: 0 K: 1 S: 5 H: 0 LOB: 0 BB: 0 P: 5	R: 1 E: 0 K: 2 S: 8 H: 1 LOB: 0 BB: 0 P: 8	R: 2 E: 0 K: 0 S: 4 H: 1 LOB: 1 BB: 2 P: 12		1B: 4 2B: 4 3B: 0 HR: 1 SF: 0 SAC: 1 DP: 0 HBP: 0						

AB	32
R	7
H	9
RBI	6
BB	5
SO	4
LOB	13

WP: 0 PB: 0 SB: 0 CS: 0 PA: 38

PITCHER		IP	WLS	BF	H	R	ER	SO	BB	IBB	HBP	BLK	WP	HR	S	P	ERA	WHIP
Paul Byrd, R ERA: 4.94	(1, 1)	5.0		25	7	4	3	1	3	0	0	0	0	0	24	36	5.40	2.000
Rob Bell, R ERA:	(6, 1)	1.0		3	0	0	0	1	0	0	0	0	0	0	5	5	0.00	0.000
32 Danny Graves, R ERA: 4.3	(7, 1)	1.0		4	1	1	1	2	0	0	0	0	0	1	8	8	9.00	1.000
Jim Ed Warden, R ERA: 18.0	(8, 1)	1.0	L	6	1	2	2	0	2	0	0	0	0	0	4	12	18.00	3.000

PITCHER		IP	WLS	BF	H	R	ER	SO	BB	IBB	HBP	BLK	WP	HR	S	P	ERA	WHIP

Chicago Cubs @ Cincinnati Reds

Great American Ball Park, Cincinnati, OH

Mon Apr 03 2006, 2:10 PM EDT

Att. 42,591 - Overcast - 50 F

TOP

livebaseballscorecards.com

Batter	1	2	3	4	5	6	7	8	9	AB	R	H	RBI	BB	SO	LOB
Juan Pierre, L (1, 8) OBP: 0.500, SLG: 0.833	2B 3B	F7			B5-3	25 2B 1B 1B 1-2 2-3 3-H	P5		25 SF8 SH FC6-4 1B 1-2	6	3	3	1	0	0	0
Todd Walker, L (1, 4) OBP: 0.750, SLG: 1.250										4	2	3	3	0	1	0
Scott Williamson, R (6, 1)										0	0	0	0	0	0	0
Jerry Hairston, R (6, 4) OBP: 1.000, SLG: 1.000										1	1	1	0	0	0	0
47 Scott Eyre, L (6, 1)										0	0	0	0	0	0	0
John Mabry, L (8, PH)										1	0	0	0	0	0	1
25 Derrek Lee, R (1, 3) OBP: 0.667, SLG: 1.000	SF 16 1B 19 HR BB		F8		BB	SAFE 1B G6-4-3 2B 1-3 2-H	1-2 BB		SF8 1-2 2-3 3-H	2	2	1	2	3	0	0
16 Aramis Ramirez, R (1, 5) OBP: 0.500, SLG: 0.250	L5-4 SF 1B 1-2 2-3	G6-3			F9	G6-4-3 1B IBB	G1-4-3		FC6-4 IBB	4	0	1	0	2	0	4
Jacque Jones, L (1, 9)	SF 19 HR 1-2 2-3 3-H	F7			K	G6-4-3 1B 1-2 2-3 3-H		F7	FC6-4 2B 1-2f 2-3 3-H	2	1	0	1	0	1	2
13 Will Ohman, L (5, 1)										0	0	0	0	0	0	0
Neifi Perez, S (6, PH) OBP: 0.333, SLG: 0.333										3	1	1	2	0	0	2
(6, 4)																
(6, 6)																
Michael Barrett, R (1, 2) OBP: 0.500, SLG: 0.800	L5-4 2-2			5 G6-3 2B		BB		F8	1-H 3-H 2B	5	1	2	2	1	0	5
						G6-4-3										
19 Matt Murton, R (1, 7) OBP: 0.667, SLG: 1.200	1-H 3-H HR			G1-3		1B		1B	F7	5	2	3	3	1	0	2
46 Ryan Dempster, R (9, 1)						BB				0	0	0	0	0	0	0
5 Ronny Cedeno, R (1, 6) OBP: 0.250, SLG: 0.250	P4			G6-3 2-3		K		G1-3		4	1	1	0	0	1	3
Bob Howry, L (8, 1)										0	0	0	0	0	0	0
Freddie Bynum, L (9, 7)										0	0	0	0	0	0	0
38 Carlos Zambrano, S (1, 1)		G4-3		K		1B 1B 1-2 2-3 3-H	G4-3		SH 25 SF8 1B 1-1	2	0	0	0	0	1	1
29 Ángel Pagán, S (5, 9) OBP: 0.667, SLG: 0.667										3	2	2	1	0	0	0

AB	42
R	16
H	18
RBI	15
BB	7
SO	4
LOB	20

Inning Stats	1	2	3	4	5	6	7	8	9	1B: 11	SF: 2	WP: 0	PA: 52
	R: 5	R: 0	R: 0	R: 0	R: 0	R: 7	R: 0	R: 0	R: 4	2B: 6	SAC: 1	PB: 0	
	E: 1	E: 0	E: 0	E: 0	E: 0	E: 0	E: 0	E: 0	E: 1	3B: 1	DP: 2	SB: 0	
	K: 0	K: 1	K: 0	K: 1	K: 1	K: 1	K: 0	K: 0	K: 0	HR: 1	HBP: 0	CS: 0	
	S: 23	S: 9	S: 4	S: 10	S: 10	S: 34	S: 14	S: 7	S: 11				
	H: 4	H: 0	H: 0	H: 1	H: 1	H: 7	H: 1	H: 1	H: 3				
	LOB: 0	LOB: 0	LOB: 0	LOB: 1	LOB: 2	LOB: 3	LOB: 1	LOB: 1	LOB: 2				
	BB: 1	BB: 0	BB: 0	BB: 0	BB: 1	BB: 3	BB: 1	BB: 0	BB: 1				
	P: 32	P: 12	P: 8	P: 12	P: 18	P: 54	P: 22	P: 10	P: 20				

PITCHER		IP	WLS	BF	H	R	ER	SO	BB	IBB	HBP	BLK	WP	HR	S	P	ERA	WHIP
39 Aaron Harang, R ERA: 10.8	(1, 1)	5.0	L	27	9	9	6	3	3	0	0	0	0	1	67	100	10.80	2.400
Chris Hammond, L ERA:	(6, 1)	0.0		2	2	0	0	0	0	0	0	0	0	0	6	8	∞	∞
Mike Burns, R ERA: 9.0	(6, 1)	1.0		6	2	3	3	1	1	1	0	0	0	0	17	28	27.00	3.000
31 Matt Belisle, R ERA:	(7, 1)	1.0		5	1	0	0	0	1	0	0	0	0	0	14	22	0.00	2.000
56 Todd Coffey, R ERA:	(8, 1)	1.0		4	1	0	0	0	0	0	0	0	0	0	7	10	0.00	1.000

PITCHER		IP	WLS	BF	H	R	ER	SO	BB	IBB	HBP	BLK	WP	HR	S	P	ERA	WHIP
Rick White, R ERA: 9.0	(9, 1)	1.0		8	3	4	1	0	0	1	0	0	0	0	11	20	9.00	3.000

Batter	1	2	3	4	5	6	7	8	9	AB	R	H	RBI	BB	SO	LOB
Tony Womack, L (1, 4) OBP: 0.750, SLG: 1.000	BBBCB 4-1 BB 1B SF8 BB	CFBBFX 2-2 2B		CLFBBX 2-2 ① G5-3		CBFBBFFB 4-2 SF8 BB BB	CBX 1-1 ② SF7 2-3 3-H		X 0-0 FC6-4 1-2 1B	2	1	1	0	2	0	0
Rich Aurilia, R (7, PH) (8, 4) OBP: 0.500, SLG: 1.000										1	0	1	1	0	0	0
Felipe Lopez, S (1, 6) OBP: 0.500, SLG: 0.250	CFBBX SAFE 2-2 SF8 BB 1-2 1B	CBBX 2-1 ③ G2-3		CBBBB 4-1 G3-5-3 BB		BBBB 4-0 SF8 1-2 2-3 BB	1 SAFE CFBC 2-3 ③		BCBX 2-1 ③ FC6-4 1-2f	4	0	1	0	2	1	5
Ken Griffey Jr., L (1, 8) OBP: 0.400, SLG: 0.333	BBBCB 4-1 SF8 1-2 2-3 BB	CX 0-1 ① G4-3	BFBX 2-1 ②③ G3-5-3 1-2f		BX 1-0 ① SF8 1-2 2-3 3-H		BX 1-0 G4-3 PB 1B		3	0	1	1	1	0	1
Adam Dunn, L (1, 7) OBP: 0.400, SLG: 1.250	SX 0-1 ① SF8 1-2 2-3 3-H	X 0-0 12 BB HR 1B	CBCX 1-2 HR	FBFS 1-3 ② K		BFX 1-1 ① G4-3 1-3		4	2	2	2	0	1	3
12 Edwin Encarnación, R (1, 5)	SBTSS 1-3 ② K	BBBBFB 4-2 HR 1-2 BB	BFBCCX 2-2 ① G5-3	SCS 0-3 ③ K		BBCFBS 3-3 ② K		4	1	0	0	1	3	5
Scott Hatteberg, L (1, 3) OBP: 0.600, SLG: 1.333	BBCBFB 4-2 BB	BX 1-0 1-H 2-H HR	BCSBBC 2-3 ② K		BBBB 4-0 FC5 1B BB	X 0-0 ③ G3-1		3	1	1	3	2	1	1
Austin Kearns, R (1, 9) OBP: 0.400, SLG: 0.600	FBBBBFFX 3-2 ③ F7	CFBBBS 2-3 ② K	CBSBX 1-2 2-B		CCBBBX 2-2 6 BB FC5 SF7 1-2 1B	BCX 1-1 ① G6-3		5	1	2	0	0	1	3
Javier Valentin, S (1, 2) OBP: 0.200, SLG: 0.200		BX 1-0 ① F8	BX 1-0 1B	BSBX 2-1 ③ F9		SDX 1-1 ① FC5 SF7 6 BB 1-2 2-3f		CSS 0-3 ② K	5	0	1	0	0	1	3
39 Aaron Harang, R (1, 1) Chris Hammond, L (6, 1) Mike Burns, R (6, 1) 27 Chris Denorfia, R (6, PH) 31 Matt Belisle, R (7, 1) 6 Ryan Freel, R (7, PH) 56 Todd Coffey, R (8, 1) Rick White, R (8, 1) Andy Abad, L (9, PH)		BCFS 1-3 ② K	BFCS 1-3 ③ K		CBBSBX 3-2 BB SF8 2B	CBBCBFB 4-2 1-2 2-3 BB		BFBSBB 4-2 1B BB	2 0 0 0 0 2 1 0 0 0 0 0 0 0 0 0 0 0 0 0 0 1 1 1 0 0 0 0 0 0 0 0 0 0 0 0 0 0 0 1 0 0 0 0 0 0 0 0 0 0 0 0 0 0 0 0 0 0 0 0 1 0 0							
Inning Stats	R: 1 H: 1 E: 0 LOB: 3 K: 1 BB: 3 S: 16 P: 34	R: 0 H: 1 E: 0 LOB: 1 K: 1 BB: 0 S: 10 P: 16	R: 3 H: 3 E: 0 LOB: 1 K: 2 BB: 1 S: 13 P: 22	R: 0 H: 0 E: 0 LOB: 0 K: 0 BB: 1 S: 7 P: 15	R: 1 H: 2 E: 0 LOB: 1 K: 1 BB: 0 S: 14 P: 22	R: 1 H: 1 E: 0 LOB: 2 K: 2 BB: 2 S: 14 P: 27	R: 1 H: 1 E: 1 LOB: 2 K: 1 BB: 2 S: 14 P: 28	R: 0 H: 1 E: 0 LOB: 1 K: 1 BB: 0 S: 7 P: 12	R: 0 H: 1 E: 0 LOB: 2 K: 1 BB: 1 S: 10 P: 17	1B: 6 SF: 3 2B: 3 SAC: 0 3B: 0 DP: 1 HR: 2 HBP: 0						

PITCHER		IP	WLS	BF	H	R	ER	SO	BB	IBB	HBP	BLK	WP	HR	S	P	ERA	WHIP
38 Carlos Zambrano, R ERA: 9.64	(1, 1)	4.2		25	7	5	5	5	5	0	0	0	0	2	58	105	9.64	2.571
13 Will Ohman, L ERA:	(5, 1)	0.1	W	1	0	0	0	0	0	0	0	0	0	0	2	4	0.00	0.000
Scott Williamson, R ERA:	(6, 1)	0.0		3	1	1	1	0	2	0	0	0	0	0	7	18	∞	∞
47 Scott Eyre, L ERA:	(6, 1)	2.0		9	1	1	0	3	2	0	0	0	0	0	21	37	0.00	1.500
Bob Howry, R ERA:	(8, 1)	1.0		4	1	0	0	1	0	0	0	0	0	0	7	12	0.00	1.000

PITCHER		IP	WLS	BF	H	R	ER	SO	BB	IBB	HBP	BLK	WP	HR	S	P	ERA	WHIP
46 Ryan Dempster, R ERA:	(9, 1)	1.0		5	1	0	0	1	1	0	0	0	0	0	10	17	0.00	2.000

BOTTOM

Chicago Cubs @ Cincinnati Reds

Great American Ball Park, Cincinnati, OH

Mon Apr 03 2006, 2:10 PM EDT

Att. 42,591 - Overcast - 50 F

livebaseballscorecards.com

AB	34
R	7
H	11
RBI	7
BB	10
SO	10
LOB	22

Batter	1	2	3	4	5	6	7	8	9	AB	R	H	RBI	BB	SO	LOB
Juan Pierre, L (1, 8) OBP: 0.400, SLG: 0.700	C B L X 1-2 G3-1		C C F S 0-3 K			C B B X 2-1 25 HR 2B	B B C B C F X 3-2 F8			4	1	1	0	0	1	0
Todd Walker, L (1, 4) OBP: 0.500, SLG: 0.750 47 Scott Eyre, L (8, 1)	X 0-0 16 HR 1B		C X 0-1 P4			C F F F B X 1-2 P3		B B C X 2-1 G4-3		4 0	1 0	1 0	0 0	0 0	0 0	1 0
25 Derrek Lee, R (1, 3) OBP: 0.500, SLG: 1.000	C 1 SAFE B B S F X 2-2 F9		C C F B C 2-3 K			F F B X 1-2 2-H HR		X 0-0 F7		4	1	1	2	0	1	1
16 Aramis Ramirez, R (1, 5) OBP: 0.400, SLG: 0.625	B C B F F X 2-2 1-H HR			X 0-0 F7		C F B X 1-2 P4		C X 0-1 F9		4	1	1	2	0	0	0
Jacque Jones, L (1, 9)	C B F X 1-2 G4-3			C S B F X 1-2 F8		S F S 0-3 K			B X 1-0 G3-1	4	0	0	0	0	1	0
Michael Barrett, R (1, 2) OBP: 0.300, SLG: 0.444		B C C F B F F S 2-3 K		X 0-0 F8			C B C B X 2-2 G5-3		C S X 0-2 F8	4	0	0	0	0	1	0
19 Matt Murton, R (1, 7) OBP: 0.400, SLG: 0.667		B X 1-0 G6-3			X 0-0 G1-3		B C C F F B X 2-2 G1-3		C S X 0-2 G6-3	4	0	0	0	0	0	0
5 Ronny Cedeno, R (1, 6) OBP: 0.429, SLG: 0.571		X 0-0 1B			C F B B C 2-3 K		C X 0-1 HR 2B			3	1	2	0	0	1	0
Glendon Rusch, L (1, 1) Freddie Bynum, L (5, PH) Jerome Williams, R (5, 1) 13 Will Ohman, L (6, 1) John Mabry, L (7, PH) OBP: 0.500, SLG: 2.000 Scott Williamson, R (7, 1) Jerry Hairston, R (8, 4) OBP: 1.000, SLG: 1.000		F B S B S 2-3 K			B B S F B C 3-3 K		D X 1-0 2-H HR			1 1 0 0 1 0 0	0 0 0 0 1 0 0	0 0 0 0 1 0 0	0 0 0 0 2 0 0	0 0 0 0 0 0 0	1 1 0 0 0 0 0	1 0 0 0 0 0 0
Inning Stats	R: 2 H: 2 E: 0 LOB: 0 K: 0 BB: 0 S: 15 P: 21	R: 0 H: 1 E: 0 LOB: 1 K: 2 BB: 0 S: 11 P: 16	R: 0 H: 0 E: 0 LOB: 0 K: 2 BB: 0 S: 10 P: 12	R: 0 H: 0 E: 0 LOB: 0 K: 0 BB: 0 S: 6 P: 7	R: 0 H: 0 E: 0 LOB: 0 K: 2 BB: 0 S: 7 P: 12	R: 2 H: 2 E: 0 LOB: 0 K: 1 BB: 0 S: 16 P: 21	R: 2 H: 2 E: 0 LOB: 0 K: 0 BB: 0 S: 15 P: 23	R: 0 H: 0 E: 0 LOB: 0 K: 0 BB: 0 S: 5 P: 7	R: 0 H: 0 E: 0 LOB: 0 K: 0 BB: 0 S: 7 P: 8	1B: 2 SF: 0 2B: 2 SAC: 0 3B: 0 DP: 0 HR: 3 HBP: 0					WP: 0 PA: 34 PB: 0 SB: 0 CS: 0	

TOP

Chicago Cubs @ Cincinnati Reds

Great American Ball Park, Cincinnati, OH

Wed Apr 05 2006, 12:35 PM EDT
Att. 27,287 - Sunny - 54 F

livebaseballscorecards.com

AB	34
R	6
H	7
RBI	6
BB	0
SO	7
LOB	3

PITCHER		IP	WLS	BF	H	R	ER	SO	BB	IBB	HBP	BLK	WP	HR	S	P	ERA	WHIP
61 Bronson Arroyo, R ERA: 4.05	(1, 1)	6.2	W	26	6	5	3	7	0	0	0	0	0	2	75	103	4.05	0.900
Kent Mercker, L ERA: 13.5	(7, 1)	0.2	H	3	1	1	1	0	0	0	0	0	0	1	7	13	13.50	1.500
56 Todd Coffey, R ERA:	(8, 1)	0.2	H	2	0	0	0	0	0	0	0	0	0	0	3	3	0.00	0.000
25 David Weathers, R ERA:	(9, 1)	1.0	S	3	0	0	0	0	0	0	0	0	0	0	7	8	0.00	0.000

PITCHER	IP	WLS	BF	H	R	ER	SO	BB	IBB	HBP	BLK	WP	HR	S	P	ERA	WHIP

BOTTOM

Batter	1	2	3	4	5	6	7	8	9	AB	R	H	RBI	BB	SO	LOB
6 Ryan Freel, R (1, 4) OBP: 0.667, SLG: 0.667	C B B C X 2-2 G4-3 1B 2B		B B B C B 4-1 S S HR BB	B B C D B 4-1 BB	B B B C F F X 3-2 ③ G6-3 1-2 2-3 3-H			L B B B X 3-1 ① FC3-6 E S 1-2f G6-3		3	3	1	0	2	0	3
Felipe Lopez, S (1, 6) OBP: 0.273, SLG: 0.111	X 0-0 ① G4-3 2-3		B C C C B D X 3-2 ① F9	B B C C X 2-2 ③ G1-3		X 0-0 ① F9		D 1 SAFE F F 1 SAFE 1 SAFE B F X 2-2 ② G6-3 1-H		5	0	0	1	0	0	4
Ken Griffey Jr., L (1, 8) OBP: 0.300, SLG: 0.625	C B C B B X 3-2 ② P5		1 SAFE 1 SAFE F 1 SAFE C F P B F 3-3 ② B S K 1-2		C X 0-1 HR	B X 1-0 ② F8		B X 1-0 ③ G6-3		5	1	1	1	0	1	2
Rich Aurilia, R (1, 3) OBP: 0.500, SLG: 1.200 Kent Mercker, L (7, 1) 56 Todd Coffey, R (8, 1) 25 David Weathers, R (9, 1)	C B B X 2-1 FC6-5 3-H 1B		C B B F B X 3-2 2-H HR		C X 1-1 ① F8	B C B X 2-1 ③ F8				4 0 0 0	1 0 0 0	2 0 0 0	3 0 0 0	0 0 0 0	0 0 0 0	0 0 0 0
Adam Dunn, L (1, 7) OBP: 0.556, SLG: 1.143	F B X 1-1 ③ FC6-5 1-2f		F B B B X 3-1 1B		B C B B B 4-1 12 2B 26 SF9 BB		B F B X 2-1 G5-3 2B			3	1	2	0	1	0	1
12 Edwin Encarnación, R (1, 5) OBP: 0.222, SLG: 0.250		C B X 1-1 ① L1	X 0-0 ③ F7		X 0-0 26 SF9 6 PB 1-3 2B		S B S S 1-3 ① K			4	1	1	0	0	1	2
Austin Kearns, R (1, 9) OBP: 0.444, SLG: 0.500		B X 1-0 ② G6-3		C B B C F B X 3-2 61 SH5-4 1B	B B B I 4-0 6 PB 61 BB IBB		B 2 SAFE X 1-0 ② G5-3 2-3			3	0	1	0	1	0	1
26 David Ross, R (1, 2)		C F B T 1-2 ③ K		B B C B X 3-1 ① L9	X 0-0 ② SF9 2-3 3-H		S S S 0-3 ③ K2-3			3	0	0	1	0	2	2
61 Bronson Arroyo, R (1, 1) OBP: 1.000, SLG: 4.000 Scott Hatteberg, L (7, 3) OBP: 0.667, SLG: 1.333			C T X 0-2 HR	X 0-0 ② SH5-4 1-2	D B B C B 4-1 6 PB 1-2 BB			B B B C F B 4-2 6 FC3-6 BB		1 0	1 0	1 0	1 0	1 1	0 0	0 0
Inning Stats	R: 1 E: 0 K: 0 S: 11 H: 2 LOB: 1 BB: 0 P: 19	R: 0 E: 0 K: 1 S: 6 H: 0 LOB: 0 BB: 0 P: 9	R: 3 E: 0 K: 1 S: 19 H: 3 LOB: 1 BB: 1 P: 34	R: 0 E: 0 K: 0 S: 11 H: 1 LOB: 2 BB: 1 P: 23	R: 3 E: 0 K: 0 S: 12 H: 2 LOB: 2 BB: 3 P: 28	R: 0 E: 0 K: 0 S: 4 H: 0 LOB: 0 BB: 0 P: 7	R: 0 E: 0 K: 2 S: 9 H: 1 LOB: 1 BB: 0 P: 13	R: 1 E: 0 K: 0 S: 9 H: 0 LOB: 0 BB: 1 P: 19		1B: 3 2B: 3 3B: 0 HR: 3		SF: 1 SAC: 1 DP: 0 HBP: 0		WP: 0 PB: 1 SB: 3 CS: 0	PA: 39	

PITCHER		IP	WLS	BF	H	R	ER	SO	BB	IBB	HBP	BLK	WP	HR	S	P	ERA	WHIP
Glendon Rusch, L ERA: 9.0	(1, 1)	4.0	L	20	6	4	4	2	2	0	0	0	0	2	47	85	9.00	2.000
Jerome Williams, R ERA: 18.0	(5, 1)	1.0		8	2	3	2	0	2	1	0	0	0	1	12	28	18.00	4.000
13 Will Ohman, L ERA:	(6, 1)	1.0		3	0	0	0	0	0	0	0	0	0	0	4	7	0.00	0.000
Scott Williamson, R ERA: 6.75	(7, 1)	1.1		6	1	1	0	2	1	0	0	0	0	0	13	24	0.00	1.500
47 Scott Eyre, L ERA:	(8, 1)	0.2		2	0	0	0	0	0	0	0	0	0	0	5	8	0.00	0.000

PITCHER	IP	WLS	BF	H	R	ER	SO	BB	IBB	HBP	BLK	WP	HR	S	P	ERA	WHIP

Chicago Cubs @ Cincinnati Reds

Great American Ball Park, Cincinnati, OH

Wed Apr 05 2006, 12:35 PM EDT

Att. 27,287 - Sunny - 54 F

livebaseballscorecards.com

AB	31
R	8
H	9
RBI	7
BB	6
SO	4
LOB	15

Batter	1	2	3	4	5	6	7	8	9	AB	R	H	RBI	BB	SO	LOB
6 Chris Duffy, L (1, 8) OBP: 0.143, SLG: 0.077	H 1-0 2 2B HBP		C F F T 0-2 ② K	C S B B C 2-3 ③ K		X 0-0 ③ FC4-6 1-2f			B C L F F B S 2-3 ① K	4	0	0	0	0	3	4
2 Jack Wilson, R (1, 6) OBP: 0.412, SLG: 0.357	1 SAFE C F F X 0-2 1-3 2B		B C B X 2-1 ③ F9		C F B X 1-2 ① F7		X 0-0 ① B1-3		C C S 0-3 ② K	5	0	1	0	0	1	0
Sean Casey, L (1, 3) OBP: 0.294, SLG: 0.500	C X 0-1 ① P2			B S H 2-1 1B HR HBP	F B B C B X 3-2 ② F7		C X 0-1 ② G6-3		B F X 1-1 ③ G3-1	4	1	0	0	0	0	2
Jason Bay, R (1, 7) OBP: 0.438, SLG: 0.500	C B S B X 2-2 ② G1-3			F B C X 1-2 1-2 HR 1B	X 0-0 1B		C B C C 1-3 ③ K			4	1	2	0	0	1	2
Jeromy Burnitz, L (1, 9) OBP: 0.231, SLG: 0.462	F F X 0-2 ③ F9			C S B S 1-3 ① K	F F B X 1-2 ③ G4-3			C B X 1-1 ① G5-3		4	0	0	0	0	1	5
Joe Randa, R (1, 5) OBP: 0.250, SLG: 0.438		B B X 2-0 ① F8		B C S B F X 2-2 1-H 2-H HR		C X 0-1 ① L8		C B B X 2-1 ② G5-3		4	1	1	3	0	0	0
Jose Castillo, R (1, 4) OBP: 0.500, SLG: 0.600		B B C F F S 2-3 ② K		F F B B X 2-2 45 SH1-4 41 HBP 1B		C B X 1-1 12 1B 1B		C B C X 1-2 41 HR 1B		4	1	3	0	0	1	0
41 Ryan Doumit, S (1, 2) OBP: 0.333, SLG: 0.571		B S S X 1-2 ③ G2-3		H 1-0 45 SH1-4 1-2 HBP		B X 1-0 ② F7		B B 1 SAFE C X 2-1 1-H HR		3	1	1	2	0	0	1
45 Ian Snell, R (1, 1) 12 Freddy Sanchez, R (6, PH) OBP: 0.250, SLG: 0.250 34 John Grabow, L (6, 1) Craig Wilson, R (8, PH) OBP: 0.500, SLG: 0.600 Michael Gonzalez, R (8, 1)			B C S B S 2-3 ① K	L L X 0-2 ② SH1-4 1-2 2-3		1 SAFE F F B B B F 1 SAFE F X 2-2 6 FC4-6 1-3 1B		F B F B S 2-3 ③ K		1 1 0 1 0	0 0 0 0 0	0 1 0 0 0	0 0 0 0 0	0 0 0 0 0	1 0 0 1 0	0 0 0 0 0
Inning Stats	R: 0 H: 1 E: 0 LOB: 2 K: 0 BB: 0 S: 12 P: 15	R: 0 H: 0 E: 0 LOB: 0 K: 1 BB: 0 S: 8 P: 13	R: 0 H: 0 E: 0 LOB: 0 K: 2 BB: 0 S: 9 P: 13	R: 3 H: 3 E: 0 LOB: 2 K: 2 BB: 0 S: 20 P: 31	R: 0 H: 1 E: 0 LOB: 1 K: 0 BB: 0 S: 10 P: 15	R: 0 H: 2 E: 0 LOB: 2 K: 0 BB: 0 S: 11 P: 15	R: 0 H: 0 E: 0 LOB: 0 K: 1 BB: 0 S: 6 P: 7	R: 2 H: 2 E: 0 LOB: 0 K: 1 BB: 0 S: 12 P: 20	R: 0 H: 0 E: 0 LOB: 0 K: 2 BB: 0 S: 10 P: 13	1B: 6 SF: 0 2B: 1 SAC: 1 3B: 0 DP: 0 HR: 2 HBP: 3						WP: 0 PA: 39 PB: 0 SB: 0 CS: 0

TOP

Pittsburgh Pirates @ Cincinnati Reds

Great American Ball Park, Cincinnati, OH

Thu Apr 06 2006, 7:10 PM EDT

Att. 13,887 - Rain - 51 F

livebaseballscorecards.com

AB	35
R	5
H	9
RBI	5
BB	0
SO	9
LOB	14

PITCHER		IP	WLS	BF	H	R	ER	SO	BB	IBB	HBP	BLK	WP	HR	S	P	ERA	WHIP
Brandon Claussen, L ERA: 5.4	(1, 1)	5.0		23	5	3	3	5	0	0	3	0	0	1	59	87	5.40	1.000
Mike Burns, R ERA: 4.5	(6, 1)	1.0	H	5	2	0	0	0	0	0	0	0	0	0	11	15	0.00	2.000
Rick White, R ERA: 9.0	(7, 1)	2.0	W	8	2	2	2	2	0	0	0	0	0	1	18	27	9.00	1.000
25 David Weathers, R ERA:	(9, 1)	1.0	S	3	0	0	0	2	0	0	0	0	0	0	10	13	0.00	0.000

PITCHER	IP	WLS	BF	H	R	ER	SO	BB	IBB	HBP	BLK	WP	HR	S	P	ERA	WHIP

BOTTOM

Pittsburgh Pirates @ Cincinnati Reds

Great American Ball Park, Cincinnati, OH

Thu Apr 06 2006, 7:10 PM EDT

Att. 13,887 - Rain - 51 F

livebaseballscorecards.com

Batter	1	2	3	4	5	6	7	8	9	AB	R	H	RBI	BB	SO	LOB
Tony Womack, L (1, 4) OBP: 0.556, SLG: 0.571	B C X 1-1 F7 ①	C S B F X 1-2 1B 2-H 3-H 1B		X 0-0 SH1-3 1B	B X 1-0 F8 ③			B C L B L 2-3 K ①		5	0	2	2	0	1	3
Felipe Lopez, S (1, 6) OBP: 0.467, SLG: 0.417	B B X 2-0 1B 2B	1 SAFE 1 SAFE C P X 1-1 BB 1-3 1B		B X 1-0 SH1-3 ① 1-2		C B B S B B 4-2 G4-6-3 BB		B C X 1-1 1B 1-2 1B		3	1	3	0	1	0	0
Ken Griffey Jr., L (1, 8) OBP: 0.333, SLG: 0.500	C 2 SAFE B F B B F B X 3-2 FC5-4 2-H 1B	B B B B 4-0 BB 1-2		F F S 0-3 K ②		B X 1-0 G4-6-3 ① ② 1-2f		X 0-0 P6 ②		4	0	1	1	1	1	4
Adam Dunn, L (1, 7) OBP: 0.500, SLG: 1.083	B S C S 1-3 K ②	X 0-0 F7 ③		C F B F X 1-2 G1-3 ③		X 0-0 HR		B S S X 1-2 1-3 2-H 1B		5	1	2	2	0	1	5
Rich Aurilia, R (1, 5) OBP: 0.273, SLG: 0.600	D F X 1-1 FC5-4 ③ 1-2f		B X 1-0 P3 ①		F F X 0-2 L7 ①	B X 1-0 G5-3 ③		C X 0-1 G5-3 ③		5	0	0	0	0	0	3
Scott Hatteberg, L (1, 3) OBP: 0.600, SLG: 0.833		B C T X 1-2 1B 1B 1B	B X 1-0 F7 ②		B B B B 4-0 12 1B BB		B B X 2-0 P6 ①			3	2	1	0	1	0	0
Austin Kearns, R (1, 9) OBP: 0.385, SLG: 0.500	C S B F F B S 2-3 K ①	B S X 1-1 2B			B F C F F B S 2-3 K ②		B F B S F C 2-3 K ②			4	0	1	0	0	3	2
Javier Valentin, S (1, 2) OBP: 0.444, SLG: 0.375	X 0-0 SH3 1B 1-3 1B	I I I I 4-0 IBB			X 0-0 12 1B 1-2 1B		B S B X 2-1 F9 ③			3	1	2	0	1	0	0
Brandon Claussen, R (1, 1) 12 Edwin Encarnación, R (5, PH) OBP: 0.350, SLG: 0.333 Mike Burns, R (6, 1) Rick White, R (7, 1) 27 Chris Denorfia, R (8, PH) OBP: 1.000, SLG: 1.500 25 David Weathers, R (9, 1)	X 0-0 SH3 ② 1-2	B F S B B C 2-3 K ③			C X 0-1 1-2 2-H 1B			B F B B B X 3-1 1B 1B		1 1 0 0 1 0	0 0 0 0 1 0	0 1 0 0 1 0	0 1 0 0 0 0	0 0 0 0 0 0	1 0 0 0 0 0	2 0 0 0 0 0
Inning Stats	R: 1 E: 0 K: 1 S: 12 H: 2 LOB: 1 BB: 0 P: 20	R: 2 E: 0 K: 1 S: 18 H: 4 LOB: 3 BB: 1 P: 26	R: 0 E: 0 K: 1 S: 7 H: 1 LOB: 2 BB: 1 P: 16	R: 0 E: 0 K: 1 S: 9 H: 1 LOB: 1 BB: 0 P: 11	R: 1 E: 0 K: 1 S: 12 H: 2 LOB: 2 BB: 1 P: 19	R: 1 E: 0 K: 0 S: 5 H: 1 LOB: 0 BB: 1 P: 11	R: 0 E: 0 K: 1 S: 7 H: 0 LOB: 0 BB: 0 P: 13	R: 1 E: 0 K: 1 S: 13 H: 3 LOB: 2 BB: 0 P: 20		1B: 11 2B: 2 3B: 0 HR: 1		SF: 0 SAC: 2 DP: 1 HBP: 0		WP: 0 PB: 0 SB: 0 CS: 0	PA: 41	

PITCHER		IP	WLS	BF	H	R	ER	SO	BB	IBB	HBP	BLK	WP	HR	S	P	ERA	WHIP
45 Ian Snell, R ERA: 7.2	(1, 1)	5.0		28	10	4	4	5	2	1	0	0	0	0	58	92	7.20	2.400
34 John Grabow, L ERA: 9.0	(6, 1)	2.0		7	1	1	1	1	1	0	0	0	0	1	12	24	4.50	1.000
Michael Gonzalez, L ERA: 9.0	(8, 1)	1.0	L	6	3	1	1	1	0	0	0	0	0	0	13	20	9.00	3.000

PITCHER	IP	WLS	BF	H	R	ER	SO	BB	IBB	HBP	BLK	WP	HR	S	P	ERA	WHIP

Batter	1	2	3	4	5	6	7	8	9	AB	R	H	RBI	BB	SO	LOB
13 Nate McLouth, L (1, 8) OBP: 0.182, SLG: 0.273	B C B T X 2-2 ① F9		B C B X 2-1 ③ G4-3			C F X 0-2 HR 2B	C F C 0-3 ③ K		B B C F C 2-3 ① K	5	1	1	0	0	2	1
José Hernández, R (1, 6) OBP: 0.400, SLG: 0.250 2 Jack Wilson, R (9, PR) OBP: 0.412, SLG: 0.357	C X 0-1 1B			B C F X 1-2 ① G4-3		B X 1-0 ① F8		F B F B F X 2-2 ① L3	B B B B 4-0 FC5 BB BB	4 0	0 0	1 0	0 0	1 0	0 0	1 0
Sean Casey, L (1, 3) OBP: 0.364, SLG: 0.700 6 Chris Duffy, L (9, PR) OBP: 0.143, SLG: 0.077	C F B B X 2-2 ② F8			C B C X 1-2 ② F8		C X 0-1 2-H HR		C B B X 2-1 1B FC4-6 2B	B B C B B 4-1 1-2 FC5 BB	4 0	2 0	2 0	2 0	1 0	0 0	1 0
Jason Bay, R (1, 7) OBP: 0.429, SLG: 0.471	C B C B B S 3-3 ③ K			C F B X 1-2 1B		C C X 0-2 ② G5-3		C X 0-1 2-3 FC4-6 1B	X 0-0 1-2 2-3f ② FC5	5	0	2	0	0	1	3
Jeromy Burnitz, L (1, 9) OBP: 0.222, SLG: 0.389		B S F X 1-2 ① P6		C B X 1-1 ③ G5-3		F B X 1-1 1B		B X 1-0 ② 1-2f 3-H FC4-6 FC6-4	C F S 0-3 ③ K2-3	5	0	1	1	0	1	4
Joe Randa, R (1, 5) OBP: 0.200, SLG: 0.350		B X 1-0 ② G6-3			C B C X 1-2 ① P3	S B F X 1-2 ③ F9		C F X 0-2 ③ 1-2f FC6-4		4	0	0	0	0	0	2
Jose Castillo, R (1, 4) OBP: 0.450, SLG: 0.500		C B F X 1-2 ③ G1-3			X 0-0 E6		F F B F T 1-2 ① K		B F B F B B 4-2 41 1B 41 E BB	3	1	0	0	1	1	0
41 Ryan Doumit, S (1, 2) OBP: 0.385, SLG: 0.500			C H 1-1 28 B2-6-3 HBP		B X 1-0 ② F7		B B F B X 3-1 ② F7		B B C F X 2-2 1-H HR E7 1B	3	1	1	0	0	0	1
28 Paul Maholm, L (1, 1) 12 Freddy Sanchez, R (7, PH) OBP: 0.400, SLG: 0.400 34 John Grabow, L (7, 1) 55 Matt Capps, R (7, 1) Damaso Marte, L (8, 1) Craig Wilson, R (9, PH) OBP: 0.571, SLG: 1.167			L B X 1-1 ① ② 1-2f B2-6-3		C S B X 1-2 ③ G5-3		X 0-0 1B		C S X 0-2 2-H HR	2 1 0 0 0 1	0 0 0 0 0 1	0 1 0 0 0 1	0 0 0 0 0 2	0 0 0 0 0 0	0 0 0 0 0 0	2 0 0 0 0 0
Inning Stats	R: 0 E: 0 K: 1 S: 11 H: 1 LOB: 1 BB: 0 P: 18	R: 0 E: 0 K: 0 S: 7 H: 0 LOB: 0 BB: 0 P: 10	R: 0 E: 0 K: 0 S: 5 H: 0 LOB: 0 BB: 0 P: 9	R: 0 E: 0 K: 0 S: 11 H: 1 LOB: 1 BB: 0 P: 15	R: 0 E: 1 K: 0 S: 8 H: 0 LOB: 1 BB: 0 P: 11	R: 2 E: 0 K: 0 S: 14 H: 3 LOB: 1 BB: 0 P: 17	R: 0 E: 0 K: 2 S: 10 H: 1 LOB: 1 BB: 0 P: 14	R: 1 E: 0 K: 0 S: 12 H: 2 LOB: 1 BB: 0 P: 17	R: 3 E: 1 K: 2 S: 17 H: 2 LOB: 2 BB: 3 P: 33	1B: 6 2B: 2 3B: 0 HR: 2	SF: 0 SAC: 0 DP: 1 HBP: 1						

PITCHER		IP	WLS	BF	H	R	ER	SO	BB	IBB	HBP	BLK	WP	HR	S	P	ERA	WHIP
22 Eric Milton, L ERA: 2.57	(1, 1)	7.0	W	28	6	2	2	3	0	0	1	0	0	1	66	94	2.57	0.857
56 Todd Coffey, R ERA: 3.38	(8, 1)	1.0		5	2	1	1	0	0	0	0	0	0	0	12	17	9.00	2.000
Chris Hammond, L ERA:	(9, 1)	0.0		2	1	2	2	0	1	0	0	0	0	0	5	11	∞	∞
25 David Weathers, R ERA: 3.38	(9, 1)	0.2	H	5	1	1	1	1	2	0	0	0	0	1	8	18	13.50	4.500
Kent Mercker, L ERA: 9.0	(9, 1)	0.1	S	1	0	0	0	1	0	0	0	0	0	0	4	4	0.00	0.000

PITCHER	IP	WLS	BF	H	R	ER	SO	BB	IBB	HBP	BLK	WP	HR	S	P	ERA	WHIP

TOP

Pittsburgh Pirates @ Cincinnati Reds

Great American Ball Park, Cincinnati, OH

Fri Apr 07 2006, 7:10 PM EDT

Att. 16,573 - Overcast - 60 F

livebaseballscorecards.com

AB	37
R	6
H	10
RBI	5
BB	3
SO	5
LOB	15

PA: 41

BOTTOM

Pittsburgh Pirates @ Cincinnati Reds

Great American Ball Park, Cincinnati, OH

Fri Apr 07 2006, 7:10 PM EDT
Att. 16,573 - Overcast - 60 F

livebaseballscorecards.com

Batter	1	2	3	4	5	6	7	8	9	AB	R	H	RBI	BB	SO	LOB
6 Ryan Freel, R (1, 4) OBP: 0.636, SLG: 0.714	C C B F B X 2-2 G3 2B		C B F B B B 4-2 HR BB	B C B B C X 3-2 ② G6-3		C D B B C X 3-2 ③ P3		X 0-0 1B 1-2 1B		4	1	2	0	1	0	1
Felipe Lopez, S (1, 6) OBP: 0.500, SLG: 0.824	B B B C S S 3-3 ① K		B X 1-0 1-H HR	B B C S F B X 3-2 ③ G1-3			X 0-0 HR	X 0-0 1-2 2-3 1B		5	2	3	3	0	1	1
Ken Griffey Jr., L (1, 8) OBP: 0.300, SLG: 0.412	B B C C X 2-2 ② G3 2-3		B C C X 1-2 ① F8		B X 1-0 1B		X 0-0 ① P4	X 0-0 ② P5		5	0	1	0	0	0	4
Rich Aurilia, R (1, 3) (8, 5) OBP: 0.188, SLG: 0.400	B X 1-0 ③ L9		X 0-0 ② G6-3		C C X 0-2 ① F7		C F B X 1-2 ② F9	B C B X 2-1 ③ L6		5	0	0	0	0	0	5
Adam Dunn, L (1, 7) OBP: 0.556, SLG: 1.000		C F B B B B 4-2 G3 12 BB 26 G6-3 BB	B B B C B 4-1 12 2B 2B BB		C C F C 0-3 ② K		X 0-0 1B			2	2	1	0	2	1	1
12 Edwin Encarnación, R (1, 5) OBP: 0.357, SLG: 0.417 56 Todd Coffey, R (8, 1) Chris Hammond, L (9, 1) 25 David Weathers, R (9, 1) Kent Mercker, L (9, 1)		B B B C B 4-1 26 G6-3 G3 1-2 BB	B D X 2-0 1-3 2B 2B		X 0-0 ③ F9		B F X 1-1 ③ P5			3 0 0 0 0	1 0 0 0 0	1 0 0 0 0	0 0 0 0 0	1 0 0 0 0	0 0 0 0 0	2 0 0 0 0
Austin Kearns, R (1, 9) OBP: 0.353, SLG: 0.500		B C D S X 2-2 ① G3 1-2 2-3	B B X 2-0 2-H 3-H 2B			F F X 0-2 ① G5-3		S S F F B F S S 1-3 ① K		4	0	1	2	0	1	2
26 David Ross, R (1, 2) OBP: 0.250, SLG: 0.667		X 0-0 ② G6-3 2-3 3-H	B X 1-0 ③ L7			S B B B B B 4-1 22 SH5-4 BB		X 0-0 HR		3	1	1	2	1	0	2
22 Eric Milton, L (1, 1) Scott Hatteberg, L (8, 3) OBP: 0.636, SLG: 0.833		C B X 1-1 ③ G6-3		C B C S 1-3 ① K		X 0-0 ② SH5-4 1-2		C B F B F B B B 4-2 1B 6 1B BB		2 0	0 0	0 0	0 0	0 1	1 0	1 0
Inning Stats	R: 0 H: 1 E: 0 LOB: 1 K: 1 BB: 0 S: 11 P: 19	R: 1 H: 0 E: 0 LOB: 1 K: 0 BB: 2 S: 9 P: 20	R: 4 H: 3 E: 0 LOB: 1 K: 0 BB: 2 S: 11 P: 26	R: 0 H: 0 E: 0 LOB: 0 K: 1 BB: 0 S: 10 P: 17	R: 0 H: 1 E: 0 LOB: 1 K: 1 BB: 0 S: 9 P: 10	R: 0 H: 0 E: 0 LOB: 1 K: 0 BB: 1 S: 8 P: 15	R: 1 H: 2 E: 0 LOB: 1 K: 0 BB: 0 S: 8 P: 10	R: 1 H: 3 E: 0 LOB: 3 K: 1 BB: 1 S: 15 P: 22		1B: 4 SF: 0 2B: 3 SAC: 1 3B: 0 DP: 0 HR: 3 HBP: 0						

	AB	33
	R	7
	H	10
	RBI	7
	BB	6
	SO	4
	LOB	19

WP: 0 PA: 40
PB: 0
SB: 0
CS: 0

PITCHER		IP	WLS	BF	H	R	ER	SO	BB	IBB	HBP	BLK	WP	HR	S	P	ERA	WHIP
28 Paul Maholm, L ERA: 7.5	(1, 1)	6.0	L	28	5	5	5	3	5	0	0	0	0	1	58	107	7.50	1.667
34 John Grabow, L ERA: 10.13	(7, 1)	0.2		4	2	1	1	0	0	0	0	0	0	1	6	7	13.50	3.000
55 Matt Capps, R ERA: 11.57	(7, 1)	0.2		6	3	1	1	1	1	0	0	0	0	1	14	20	13.50	6.000
Damaso Marte, L ERA: 9.0	(8, 1)	0.2		2	0	0	0	0	0	0	0	0	0	0	3	5	0.00	0.000

PITCHER	IP	WLS	BF	H	R	ER	SO	BB	IBB	HBP	BLK	WP	HR	S	P	ERA	WHIP

Batter	1	2	3	4	5	6	7	8	9	AB	R	H	RBI	BB	SO	LOB
6 Chris Duffy, L (1, 8) OBP: 0.158, SLG: 0.167	C F S 0-3 ① K		S S S 0-3 ② K		C F X 0-2 ② G3		C X 0-1 1-3 2 2B 2B		C X 0-1 ① F8	5	1	1	0	0	2	0
2 Jack Wilson, R (1, 6) OBP: 0.455, SLG: 0.444	B S B F X 2-2 ② P4		B C S F B X 2-2 1B		B C X 1-1 ③ F7		B C F X 1-2 2-H 3-H 2B		B B B B 4-0 1B 1B 12 1B BB	4	1	2	2	1	0	0
Sean Casey, L (1, 3) OBP: 0.333, SLG: 0.600	C B T X 1-2 ③ G3		C 1 SAFE B X 1-1 ③ F8			B F X 1-1 ① G3-1	C C C 1-3 ③ K		D C D X 2-1 1-2 12 1B 1B	5	1	1	0	0	1	2
Jason Bay, R (1, 7) OBP: 0.500, SLG: 0.571		C B B S F F F X 2-2 HR 2B		S B B X 2-1 ① G5-3		C B B X 2-1 1B		C B S B B F F B 4-2 G3 WP 12 2B BB	C X 0-1 12 1B 1-2 2-3 BLK 1B	4	3	3	0	1	0	0
Jeromy Burnitz, L (1, 9) OBP: 0.182, SLG: 0.318 34 John Grabow, L (8, 1) José Hernández, R (9, PH) OBP: 0.333, SLG: 0.200		F T B F B B F S 3-3 ① K		B T C F B F B S 3-3 ② K		S S B S 1-3 ② K		B B B B C X 3-1 ① G3 1-3	C S S 0-3 ② K	4 0 1	0 0 0	0 0 0	0 0 0	0 0 0	3 0 1	3 0 3
12 Freddy Sanchez, R (1, 5) OBP: 0.500, SLG: 0.700	B F X 1-1 ② G1-3			B X 1-0 1B 2B		C F X 0-2 ③ G5-3		F F X 0-2 3-H 2B	B C C F X 1-2 1-3 2-H 3-H BLK 1B	5	1	3	3	0	0	2
Jose Castillo, R (1, 4) OBP: 0.520, SLG: 0.682	B B S B X 3-1 2-H HR		B C B B S X 3-2 2-H 1B				B X 1-0 6 2B 2 2B 1B	B B B B 4-0 BB	B C B S F X 2-2 ③ G6-3 1-2 3-H	4	2	3	3	1	0	1
11 Humberto Cota, R (1, 2) OBP: 0.125, SLG: 0.125 Ryan Vogelsong, R (4, 1) 13 Nate McLouth, L (7, PH) OBP: 0.167, SLG: 0.250 16 Salomon Torres, R (7, 1) Craig Wilson, R (8, PH) OBP: 0.500, SLG: 1.000 (8, 9)	B C S S 1-3 ③ K			1 SAFE S S C 0-3 ③ K			B C S S B S 2-3 ① K	C C S 0-3 ② K		2 0 1 0 1	0 0 0 0 0	0 0 0 0 0	0 0 0 0 0	2 0 1 0 1	1 0 1 0 2
Oliver Pérez, L (1, 1) OBP: 0.250, SLG: 0.250 41 Ryan Doumit, S (4, 2) OBP: 0.313, SLG: 0.385			B C S S X 1-2 ① F8		C S B B B S 3-3 ① K		F B F S 1-3 ② K	C B F S 1-3 ③ K		1 3	0 0	0 0	0 0	0 0	0 3	0 3
Inning Stats	R: 0 H: 0 E: 0 LOB: 0 K: 1 BB: 0 S: 9 P: 12	R: 2 H: 2 E: 0 LOB: 0 K: 2 BB: 0 S: 18 P: 28	R: 0 H: 1 E: 0 LOB: 1 K: 1 BB: 0 S: 12 P: 16	R: 1 H: 2 E: 0 LOB: 1 K: 2 BB: 0 S: 14 P: 23	R: 0 H: 0 E: 0 LOB: 0 K: 1 BB: 0 S: 8 P: 12	R: 0 H: 1 E: 0 LOB: 1 K: 1 BB: 0 S: 10 P: 14	R: 2 H: 3 E: 0 LOB: 1 K: 3 BB: 0 S: 15 P: 21	R: 1 H: 1 E: 0 LOB: 2 K: 2 BB: 2 S: 15 P: 27	R: 3 H: 3 E: 0 LOB: 1 K: 1 BB: 1 S: 17 P: 26	1B: 7 SF: 0 2B: 5 SAC: 0 3B: 0 DP: 0 HR: 1 HBP: 0						WP: 1 PA: 43 PB: 0 SB: 0 CS: 0

TOP

Pittsburgh Pirates @ Cincinnati Reds

Great American Ball Park, Cincinnati, OH

Sat Apr 08 2006, 1:15 PM EDT

Att. 20,262 - Partly Cloudy - 45 F

livebaseballscorecards.com

AB	40
R	9
H	13
RBI	8
BB	3
SO	14
LOB	18

PITCHER		IP	WLS	BF	H	R	ER	SO	BB	IBB	HBP	BLK	WP	HR	S	P	ERA	WHIP
39 Aaron Harang, R ERA: 8.49	(1, 1)	6.2	W	28	8	5	5	10	0	0	0	0	0	1	80	118	6.75	1.200
Mike Burns, R ERA: 3.86	(7, 1)	0.1		2	1	0	0	1	0	0	0	0	0	0	6	8	0.00	3.000
31 Matt Belisle, R ERA: 4.5	(8, 1)	1.0		6	1	1	1	2	2	0	0	0	1	0	15	27	9.00	3.000
Chris Hammond, L ERA: 189.0	(9, 1)	0.1		4	2	3	3	0	1	0	0	0	0	0	6	12	81.00	9.000
Rick White, R ERA: 7.36	(9, 1)	0.2	S	3	1	0	0	1	0	0	0	1	0	0	11	14	0.00	1.500

PITCHER	IP	WLS	BF	H	R	ER	SO	BB	IBB	HBP	BLK	WP	HR	S	P	ERA	WHIP

BOTTOM

Pittsburgh Pirates @ Cincinnati Reds

Great American Ball Park, Cincinnati, OH

Sat Apr 08 2006, 1:15 PM EDT
Att. 20,262 - Partly Cloudy - 45 F

livebaseballscorecards.com

Batter	1	2	3	4	5	6	7	8	9	AB	R	H	RBI	BB	SO	LOB
6 Ryan Freel, R (1, 4) OBP: 0.688, SLG: 0.727	0-2 S HR 1B 1B		4-1 G4-3 SF9 BB	2-2 BB PB 1B 1-2 1B	1-0 G4-3 ③		3-2 FC6 2-H 1B			4	3	3	1	1	0	1
Felipe Lopez, S (1, 6) OBP: 0.520, SLG: 0.762	0-2 S HR 1-2 1B		4-1 SF9 G4-3 1-2 BB	1-1 PB 12 WP BB 1-2 2-3 1B		1-3 K ①	0-3 K ②			4	2	2	0	1	2	1
Ken Griffey Jr., L (1, 8) OBP: 0.280, SLG: 0.333	3-2 P2 ①		1-1 G4-3 ① 1-2 2-3	4-0 12 WP PB 1-2 2-3 3-H BB		2-1 F8 ②	0-0 FC6 ③ 1-2f			4	0	0	1	1	0	5
Rich Aurilia, R (1, 3) OBP: 0.286, SLG: 0.579	3-0 1-H 2-H HR		4-2 SF9 BB	1-0 L1 ② 1-2 2-3 3-H		1-2 1B		3-1 P4 ①		4	1	2	3	1	0	2
Adam Dunn, L (1, 7) OBP: 0.478, SLG: 0.824 Chris Hammond, L (9, 1) Rick White, R (9, 1)	0-3 K ②		0-0 SF9 ② 1-2 2-3 3-H	4-0 12 WP IBB		2-3 K ③		1-3 K ②		3 0 0	0 0 0	0 0 0	1 0 0	1 0 0	3 0 0	1 0 0
12 Edwin Encarnación, R (1, 5) OBP: 0.368, SLG: 0.375	3-0 P5 ③		2-1 P6 ③	1-0 G6-3 ③ 1-2 2-3 3-H			0-2 2B 2B 1B	4-1 BB		4	1	1	0	1	0	4
Austin Kearns, R (1, 9) OBP: 0.409, SLG: 0.714		1-2 F8 ①		0-2 HR	1-2 39 SH1-4 1B		2-2 1-3 2B 2B	3-1 F8 ③		5	2	3	1	0	0	1
Javier Valentin, S (1, 2) OBP: 0.385, SLG: 0.417		1-2 F7 ②		0-3 K ①	0-0 F7 ①		2-2 6 1B 2-H 3-H 2B			4	1	1	2	0	1	1
39 Aaron Harang, R (1, 1) Mike Burns, R (7, 1) Andy Abad, L (7, PH) 31 Matt Belisle, R (8, 1) 27 Chris Denorfia, R (9, 7) OBP: 1.000, SLG: 1.500		2-1 P3 ③		0-1 E1 6 1B 1B BB	0-1 SH1-4 ② 1-2		0-0 F7 ①			2 0 1 0 0	1 0 0 0 0	0 0 0 0 0	0 0 0 0 0	0 0 0 0 0	0 0 1 0 0	0 0 1 0 0
Inning Stats	R: 3 E: 0 K: 1 S: 15 H: 3 LOB: 0 BB: 0 P: 24	R: 0 E: 0 K: 0 S: 10 H: 0 LOB: 0 BB: 0 P: 14	R: 1 E: 0 K: 0 S: 11 H: 0 LOB: 2 BB: 3 P: 26	R: 4 E: 1 K: 1 S: 16 H: 3 LOB: 2 BB: 2 P: 29	R: 0 E: 0 K: 0 S: 7 H: 1 LOB: 1 BB: 0 P: 9	R: 0 E: 0 K: 2 S: 11 H: 1 LOB: 1 BB: 0 P: 17	R: 3 E: 0 K: 1 S: 18 H: 4 LOB: 1 BB: 0 P: 25	R: 0 E: 0 K: 1 S: 8 H: 0 LOB: 1 BB: 1 P: 19		1B: 8 2B: 2 3B: 0 HR: 2		SF: 1 SAC: 1 DP: 0 HBP: 0		WP: 1 PB: 1 SB: 3 CS: 0		PA: 43

	AB	35
	R	11
	H	12
	RBI	9
	BB	6
	SO	6
	LOB	17

PITCHER		IP	WLS	BF	H	R	ER	SO	BB	IBB	HBP	BLK	WP	HR	S	P	ERA	WHIP
Oliver Pérez, L ERA: 6.23	(1, 1)	3.1	L	21	6	8	5	2	4	0	0	0	0	2	50	85	13.50	3.000
Ryan Vogelsong, R ERA: 6.75	(4, 1)	2.2		11	2	0	0	2	0	1	0	0	1	0	20	34	0.00	0.750
16 Salomon Torres, R ERA: 11.25	(7, 1)	1.0		7	4	3	3	1	0	0	0	0	0	0	18	25	27.00	4.000
34 John Grabow, L ERA: 7.36	(8, 1)	1.0		4	0	0	0	1	1	0	0	0	0	0	8	19	0.00	1.000

PITCHER	IP	WLS	BF	H	R	ER	SO	BB	IBB	HBP	BLK	WP	HR	S	P	ERA	WHIP

Batter	1	2	3	4	5	6	7	8	9	AB	R	H	RBI	BB	SO	LOB
6 Chris Duffy, L (1, 8) OBP: 0.167, SLG: 0.217	C B C B F S 2-3 ① K		F S B F B C 2-3 ① K		B B X 2-0 ① F8		1 SAFE 1 SAFE L S B X 1-2 2 SH1-4 1-H SF9 2B		B X 1-0 ③ B1-3	5	1	1	1	0	2	2
2 Jack Wilson, R (1, 6) OBP: 0.440, SLG: 0.571	B X 1-0 ② F9		B C X 1-1 ②③ L3 1-1		L B X 1-1 1-H HR		X 0-0 ① SH1-4 2-3			3	1	1	2	0	0	1
Jason Bay, R (1, 7) OBP: 0.467, SLG: 0.542	C B B X 2-1 FC6-4 1B			B X 1-0 ① F8	C C B B X 2-2 ② F9		F F B X 1-2 ② SF9 3-H			3	0	1	1	0	0	0
Craig Wilson, R (1, 3) OBP: 0.333, SLG: 0.636	B X 1-0 ③ FC6-4 1-2f			C X 0-1 ② F8	C X 0-1 ③ F7		F B C S 1-3 ③ K			4	0	0	0	0	1	1
Jeromy Burnitz, L (1, 9) OBP: 0.269, SLG: 0.440		S B B B X 2-1 BLK 2B		B B B B 4-0 HBP BB BB		B C X 1-1 G4-3 SF8 2B		B F C B F B S 3-3 ① K		3	1	2	0	1	1	0
Joe Randa, R (1, 5) OBP: 0.217, SLG: 0.318 16 Salomon Torres, R (6, 1) 13 Nate McLouth, L (8, PH) OBP: 0.154, SLG: 0.231 Michael Gonzalez, R (8, 1) Roberto Hernandez, R (9, 1)		F B B X 2-1 ① P4		F F D B 1 SAFE F B B 4-2 HBP 1-2 BB		B X 1-0 ① G4-3 2-3		B B F F B S 3-3 ② K		2 0 1 0 0	0 0 0 0 0	0 0 0 0 0	0 0 0 0 0	1 0 0 0 0	0 0 1 0 0	2 0 0 0 0
Jose Castillo, R (1, 4) OBP: 0.483, SLG: 0.625		B C C S 1-3 ② K 2-3		B F F F H 2-2 1-2 2-3 HBP		C X 0-1 ② SF8 3-H		B T B S B S 3-3 ③ K		2	0	0	1	0	2	1
11 Humberto Cota, R (1, 2) OBP: 0.083, SLG: 0.083		C B C X 1-2 ③ G4-3		C T B F X 1-2 ③ G1-3		B X 1-0 ③ F9			C B S B S 2-3 ① K	4	0	0	0	0	1	4
Victor Santos, R (1, 1) OBP: 0.250, SLG: 0.250 Damaso Marte, L (6, 1) 12 Freddy Sanchez, R (6, 5) OBP: 0.500, SLG: 0.667			B C B S B F X 3-2 2 L3 1B		B C C X 1-2 E5 2 HR		X 0-0 6 2B 1B		C C X 0-2 ② G5-3	2 0 2	1 0 1	1 0 1	0 0 0	0 0 0	0 0 0	0 0 0
Inning Stats	R: 0 E: 0 K: 1 S: 8 H: 1 LOB: 1 BB: 0 P: 14	R: 0 E: 0 K: 1 S: 10 H: 1 LOB: 1 BB: 0 P: 16	R: 0 E: 0 K: 1 S: 10 H: 1 LOB: 0 BB: 0 P: 16	R: 0 E: 0 K: 0 S: 13 H: 0 LOB: 3 BB: 2 P: 25	R: 2 E: 1 K: 0 S: 11 H: 1 LOB: 0 BB: 0 P: 17	R: 1 E: 0 K: 0 S: 6 H: 1 LOB: 0 BB: 0 P: 9	R: 2 E: 0 K: 1 S: 11 H: 2 LOB: 0 BB: 0 P: 14	R: 0 E: 0 K: 3 S: 10 H: 0 LOB: 0 BB: 0 P: 19	R: 0 E: 0 K: 1 S: 7 H: 0 LOB: 0 BB: 0 P: 10	1B: 3 2B: 4 3B: 0 HR: 1	SF: 2 SAC: 1 DP: 1 HBP: 1						

PITCHER		IP	WLS	BF	H	R	ER	SO	BB	IBB	HBP	BLK	WP	HR	S	P	ERA	WHIP
Dave Williams, L ERA: 3.0	(1, 1)	6.0	L	26	5	3	2	3	2	0	1	1	0	1	58	97	3.00	1.167
31 Matt Belisle, R ERA: 9.0	(7, 1)	1.0		5	2	2	2	1	0	0	0	0	0	0	11	14	18.00	2.000
Kent Mercker, L ERA: 4.5	(8, 1)	1.0		3	0	0	0	3	0	0	0	0	0	0	10	19	0.00	0.000
56 Todd Coffey, R ERA: 2.45	(9, 1)	1.0		3	0	0	0	1	0	0	0	0	0	0	7	10	0.00	0.000

PITCHER	IP	WLS	BF	H	R	ER	SO	BB	IBB	HBP	BLK	WP	HR	S	P	ERA	WHIP

TOP

Pittsburgh Pirates @ Cincinnati Reds

Great American Ball Park, Cincinnati, OH

Sun Apr 09 2006, 1:15 PM EDT

Att. 22,088 - Sunny - 48 F

livebaseballscorecards.com

AB	31
R	5
H	7
RBI	5
BB	2
SO	8
LOB	11

WP: 0	PA: 37	1B: 3	SF: 2	WP: 0	PA: 37
PB: 0		2B: 4	SAC: 1	PB: 0	
SB: 0		3B: 0	DP: 1	SB: 0	
CS: 0		HR: 1	HBP: 1	CS: 0	

BOTTOM

Pittsburgh Pirates @ Cincinnati Reds

Great American Ball Park, Cincinnati, OH

Sun Apr 09 2006, 1:15 PM EDT

Att. 22,088 - Sunny - 48 F

livebaseballscorecards.com

Batter	1	2	3	4	5	6	7	8	9	AB	R	H	RBI	BB	SO	LOB
Tony Womack, L (1, 4) OBP: 0.500, SLG: 0.600 6 Ryan Freel, R (8, PH) OBP: 0.706, SLG: 0.727 (9, 4)	B C B F B X 3-2 F9 ①			B L B X 2-1 G4-3 ①		B L X 1-1 1B 2-H 2B		B C B B C B 4-2 2B BB		3 0 1 1 0 0 0 0 1 0 0 1 0 0						
Felipe Lopez, S (1, 6) OBP: 0.483, SLG: 0.680	C B C B S 2-3 K ②			C B B F F B X 3-2 G4-3 ②		B B F X 2-1 S 2B 2-H 1B ①		B C F S 1-3 K ①		4 1 1 0 0 2 1						
Ken Griffey Jr., L (1, 8) OBP: 0.310, SLG: 0.440	B X 1-0 G5-3 ③			S F B S 1-3 K ③		B F D X 2-1 2-H 2B		D C S X 1-2 1-H 2B		4 0 2 2 0 1 0						
Adam Dunn, L (1, 7) OBP: 0.444, SLG: 0.714		B B F X 2-1 F8-4-6 1B			C B B X 2-1 F9 ①	S S S 0-3 K ②		B B B C C F S 3-3 K ②		4 0 1 0 0 2 2						
12 Edwin Encarnación, R (1, 5) OBP: 0.348, SLG: 0.316		B C B F F C 2-3 K ①			C B B F B B 4-2 BB BB	C B D X 2-1 G6-3 ③		B B B C C F S 3-3 K ③		3 0 0 0 1 2 3						
Scott Hatteberg, L (1, 3) OBP: 0.533, SLG: 0.556		1 SAFE B B X 2-0 F8-4-6 ② ③ 1-2			1 SAFE C B 1 SAFE B B B 4-1 1-2 BB		B X 1-0 G4-3 ①		C B X 1-1 E6 FC5-4	3 0 0 0 1 0 1						
Austin Kearns, R (1, 9) OBP: 0.346, SLG: 0.600			F F C 0-3 K ①		B F X 1-1 F6 ②		C F F B S 1-3 K ②		B X 1-0 FC5-4 G1 WP ① 1-2f	4 0 0 0 0 2 3						
Javier Valentin, S (1, 2) OBP: 0.353, SLG: 0.375			B X 1-0 G3-1 ②		B B X 2-0 F7 ③		C B F B X 2-0 1B		C B F B X 2-2 G1 ② 1-3	4 0 1 0 0 0 3						
Dave Williams, L (1, 1) 4 Brandon Phillips, R (6, PH) OBP: 1.000, SLG: 2.000 31 Matt Belisle, R (7, 1) Andy Abad, L (7, PH) Kent Mercker, L (8, 1) 56 Todd Coffey, R (9, 1) Rich Aurilia, R (9, PH) OBP: 0.273, SLG: 0.550			B S C B S 2-3 K ③			C S B B F B B X 3-2 2B 2B	B X 1-0 F8 ③		B F C C B B F S 3-3 K ③	1 0 0 0 0 1 0 1 1 1 0 0 0 0 0 0 0 0 0 0 0 1 0 0 0 0 0 1 0 0 0 0 0 0 0 0 0 0 0 0 0 0 1 0 0 0 0 1 1							

Inning Stats																							
	R: 0	H: 0	E: 0	K: 1	LOB: 0	S: 7	BB: 0	P: 13	R: 0	H: 1	E: 0	K: 1	LOB: 0	S: 7	BB: 0	P: 13	R: 0	H: 0	E: 0	K: 2	LOB: 0	S: 7	BB: 0	P: 10
	R: 0	H: 0	E: 0	K: 1	LOB: 0	S: 9	BB: 0	P: 15	R: 0	H: 0	E: 0	K: 0	LOB: 2	S: 8	BB: 2	P: 21	R: 2	H: 4	E: 0	K: 1	LOB: 1	S: 15	BB: 0	P: 25
	R: 0	H: 1	E: 0	K: 1	LOB: 0	S: 7	BB: 1	P: 27	R: 1	H: 1	E: 0	K: 3	LOB: 1	S: 15	BB: 1	P: 27	R: 0	H: 0	E: 1	K: 1	LOB: 1	S: 10	BB: 0	P: 17

1B: 3	SF: 0	2B: 5	SAC: 0	3B: 0	DP: 1	HR: 0	HBP: 0	WP: 1	PA: 36	PB: 0	SB: 1	CS: 0												

PITCHER		IP	WLS	BF	H	R	ER	SO	BB	IBB	HBP	BLK	WP	HR	S	P	ERA	WHIP
Victor Santos, R ERA: 4.66	(1, 1)	5.1	W	20	4	2	2	5	2	0	0	0	0	0	46	86	3.38	1.125
Damaso Marte, L ERA: 6.75	(6, 1)	0.1	H	2	1	0	0	1	0	0	0	0	0	0	5	7	0.00	3.000
16 Salomon Torres, R ERA: 8.44	(6, 1)	1.1	H	5	1	0	0	1	0	0	0	0	0	0	9	16	0.00	0.750
Michael Gonzalez, L ERA: 9.0	(8, 1)	1.0	H	5	1	1	1	3	1	0	0	0	0	0	15	27	9.00	2.000
Roberto Hernandez, R ERA:	(9, 1)	1.0	S	4	0	0	0	1	0	0	0	0	1	0	10	17	0.00	0.000

PITCHER	IP	WLS	BF	H	R	ER	SO	BB	IBB	HBP	BLK	WP	HR	S	P	ERA	WHIP

Batter	1	2	3	4	5	6	7	8	9	AB	R	H	RBI	BB	SO	LOB
6 Ryan Freel, R (1, 4) OBP: 0.636, SLG: 0.571	C C B X 1-2 ① F8		B C F B B F B B 4-2 CS BB		B C S F B B B X 3-2 ② G6-3	B S C F F F B F B 4-2 B BB		B C B X 2-1 ③ FC5-4 1-2r		3	0	0	0	2	0	2
Felipe Lopez, S (1, 6) OBP: 0.412, SLG: 0.567	B X 1-0 ② F9		1 SAFE B C F F X 1-2 ① F9		B B B C X 3-1 ③ G6-3	X 0-0 ③ G4-3			B C B C B S 3-3 ① K	5	0	0	0	0	1	2
Ken Griffey Jr., L (1, 8) OBP: 0.324, SLG: 0.533	C B S B X 2-2 HR		1 SAFE 1 SAFE B F C F B 1 SAFE F 2-3 ② ③ F S K 1-2			S F X 0-2 PB 1B 12 HR 1B	B B S T B C 3-3 ① K		B F F F X 1-2 ② G4-3	5	2	2	1	0	2	1
Rich Aurilia, R (1, 3) OBP: 0.259, SLG: 0.480	B T B X 2-1 ③ F9			B B C C C 2-3 ① K		X 0-0 PB 12 HR 1-2 1B	X 0-0 ② G6-3		C F X 0-2 ③ G5-3	5	1	1	0	0	1	0
Adam Dunn, L (1, 7) OBP: 0.484, SLG: 0.958		B X 1-0 HR		B C S B X 2-2 HR		B B D C B 4-1 12 HR 1-2 2-3 BB	X 0-0 ③ G3			3	3	2	2	1	0	0
12 Edwin Encarnación, R (1, 5) OBP: 0.370, SLG: 0.478		C B B X 2-1 ① F7		C B B X 2-1 G1-3 1B		F X 0-1 1-H 2-H 3-H HR		C F B B X 2-2 ① G6-3		4	1	2	4	0	0	0
Austin Kearns, R (1, 9) OBP: 0.333, SLG: 0.655		B C B B C S 3-3 ② K		B C C B B X 3-2 ② G1-3 1-2		X 0-0 HR		S B F X 1-2 ② G4-3		4	1	1	1	0	1	1
26 David Ross, R (1, 2) OBP: 0.250, SLG: 0.500		F B B B C F X 3-2 ③ L5		C B F B S 2-3 ③ K		S S B X 1-2 ① G5-3		X 0-0 BB 1B		4	0	1	0	0	1	1
61 Bronson Arroyo, R (1, 1) OBP: 0.600, SLG: 2.000 Andy Abad, L (8, PH) Chris Hammond, L (8, 1) Rick White, R (8, 1)			C C B B X 2-2 HR		X 0-0 ① G5-3	B S B C S 2-3 ② K		B B B C C B 4-2 6 FC5-4 1-2 BB		3	1	1	1	0	1	0
										0	0	0	0	1	0	0
										0	0	0	0	0	0	0
										0	0	0	0	0	0	0
Inning Stats	R: 1 E: 0 K: 0 S: 9 H: 1 LOB: 0 BB: 0 P: 15	R: 1 E: 0 K: 1 S: 10 H: 1 LOB: 0 BB: 0 P: 19	R: 1 E: 0 K: 1 S: 16 H: 1 LOB: 0 BB: 1 P: 25	R: 1 E: 0 K: 2 S: 14 H: 2 LOB: 1 BB: 0 P: 25	R: 0 E: 0 K: 0 S: 7 H: 0 LOB: 0 BB: 0 P: 13	R: 5 E: 0 K: 1 S: 21 H: 4 LOB: 1 BB: 2 P: 32	R: 0 E: 0 K: 1 S: 5 H: 0 LOB: 0 BB: 0 P: 8	R: 0 E: 0 K: 0 S: 12 H: 1 LOB: 2 BB: 1 P: 21	R: 0 E: 0 K: 1 S: 10 H: 0 LOB: 0 BB: 0 P: 14	1B: 4 2B: 0 3B: 0 HR: 6	SF: 0 SAC: 0 DP: 0 HBP: 0						

Cincinnati Reds @ Chicago Cubs

Wrigley Field, Chicago, IL

Tue Apr 11 2006, 1:20 PM CDT

Att. 36,708 - Partly Cloudy - 65 F

TOP

livebaseballscorecards.com

AB	36
R	9
H	10
RBI	9
BB	4
SO	7
LOB	7

PITCHER		IP	WLS	BF	H	R	ER	SO	BB	IBB	HBP	BLK	WP	HR	S	P	ERA	WHIP
Glendon Rusch, L ERA: 8.0	(1, 1)	5.0	L	20	5	4	4	4	1	0	0	0	0	4	56	97	7.20	1.200
13 Will Ohman, L ERA: 27.0	(6, 1)	0.0		5	4	5	5	0	1	0	0	0	0	2	8	12	∞	∞
43 Michael Wuertz, R ERA:	(6, 1)	2.0		7	0	0	0	2	1	0	0	0	0	0	18	28	0.00	0.500
Jerome Williams, R ERA: 3.6	(8, 1)	2.0		8	1	0	0	1	1	0	0	0	0	0	22	35	0.00	1.000

PITCHER	IP	WLS	BF	H	R	ER	SO	BB	IBB	HBP	BLK	WP	HR	S	P	ERA	WHIP

Cincinnati Reds @ Chicago Cubs

Wrigley Field, Chicago, IL

Tue Apr 11 2006, 1:20 PM CDT

Att. 36,708 - Partly Cloudy - 65 F

livebaseballscorecards.com

BOTTOM

Batter	1	2	3	4	5	6	7	8	9	AB	R	H	RBI	BB	SO	LOB
Juan Pierre, L (1, 8) OBP: 0.259, SLG: 0.346	2-2 G6-3		3-2 G4-3		2-2 FC1-4-6 1-2f			1-1 FC6-4 FC3-6 1-2f		4	0	0	0	0	0	3
Todd Walker, L (1, 4) OBP: 0.450, SLG: 0.500	0-1 G4-3			1-1 1B		2-2 F8		1-1 FC3-6 25 2B 1-2f		4	1	1	0	0	0	1
25 Derrek Lee, R (1, 3) OBP: 0.462, SLG: 0.900	1-0 G6-3			1-1 P4		3-3 K		3-2 2B 1-H		4	0	1	1	0	1	1
16 Aramis Ramirez, R (1, 5) OBP: 0.269, SLG: 0.304 Neifi Perez, S (9, 5) OBP: 0.571, SLG: 0.714		1-3 K		1-1 L8		2-1 G6-3		3-2 G4-3		4 0	0 0	0 0	0 0	0 0	1 0	2 0
Michael Barrett, R (1, 2) OBP: 0.417, SLG: 0.870		3-2 P4		0-0 1B			0-1 29 G6-4-3 1B		0-1 HR	4	1	3	1	0	0	0
Jacque Jones, L (1, 9) OBP: 0.190, SLG: 0.278 29 Ángel Pagán, S (6, 9) OBP: 0.286, SLG: 0.286 (8, 7)		2-2 L9		0-0 F7			3-2 G6-4-3 1-2f		1-0 G4-3	2 2	0 0	0 0	0 0	0 0	0 0	2 1
19 Matt Murton, R (1, 7) OBP: 0.360, SLG: 0.409 Jerome Williams, R (8, 1) Jerry Hairston, R (9, PH) OBP: 1.000, SLG: 1.000			1-1 G6-3		2-2 FC1-4-6 1B		0-1 1B		0-1 5 G5-3 1B	3 0 1	0 0 0	2 0 1	0 0 0	0 0 0	0 0 0	0 0 0
5 Ronny Cedeno, R (1, 6) OBP: 0.455, SLG: 0.727			0-3 K		2-2 F9		2-2 G4-3		0-0 G5-3 1-2	4	0	0	0	0	1	3
Glendon Rusch, L (1, 1) OBP: 0.500, SLG: 1.000 Freddie Bynum, L (5, PH) 13 Will Ohman, L (6, 1) 43 Michael Wuertz, R (6, 1) John Mabry, L (8, 9) OBP: 0.600, SLG: 1.200			1-1 2B		1-3 K			0-0 FC6-4 1B	0-0 G1-3	1 1 0 0 2	0 0 0 0 0	1 0 0 0 1	0 0 0 0 0	0 1 0 0 0	0 1 0 0 1	0 1 0 0 1
Inning Stats	R: 0 E: 0 K: 0 S: 7 H: 0 LOB: 0 BB: 0 P: 10	R: 0 E: 0 K: 1 S: 10 H: 0 LOB: 0 BB: 0 P: 16	R: 0 E: 0 K: 1 S: 10 H: 1 LOB: 1 BB: 0 P: 15	R: 0 E: 0 K: 0 S: 8 H: 2 LOB: 2 BB: 0 P: 11	R: 0 E: 0 K: 1 S: 13 H: 1 LOB: 1 BB: 0 P: 20	R: 0 E: 0 K: 1 S: 8 H: 0 LOB: 0 BB: 0 P: 15	R: 0 E: 0 K: 0 S: 14 H: 2 LOB: 1 BB: 0 P: 19	R: 1 E: 0 K: 0 S: 11 H: 2 LOB: 1 BB: 0 P: 19	R: 1 E: 0 K: 0 S: 7 H: 2 LOB: 1 BB: 0 P: 8	1B: 7 2B: 2 3B: 0 HR: 1	SF: 0 SAC: 0 DP: 1 HBP: 0						

	AB	36
	R	2
	H	10
	RBI	2
	BB	0
	SO	4
	LOB	15

WP: 0 PB: 0 SB: 0 CS: 0 PA: 36

PITCHER		IP	WLS	BF	H	R	ER	SO	BB	IBB	HBP	BLK	WP	HR	S	P	ERA	WHIP
61 Bronson Arroyo, R ERA: 1.98	(1, 1)	7.0	W	26	6	0	0	4	0	0	0	0	0	0	70	106	0.00	0.857
Chris Hammond, L ERA: 72.0	(8, 1)	0.2		4	2	1	1	0	0	0	0	0	0	0	8	13	13.50	3.000
Rick White, R ERA: 7.2	(8, 1)	1.1		6	2	1	1	0	0	0	0	0	0	1	10	14	6.75	1.500

PITCHER		IP	WLS	BF	H	R	ER	SO	BB	IBB	HBP	BLK	WP	HR	S	P	ERA	WHIP

Batter	1	2	3	4	5	6	7	8	9	AB	R	H	RBI	BB	SO	LOB
Tony Womack, L (1, 4) OBP: 0.375, SLG: 0.429	C S D X 1-2 ① G4-3		C F C 0-3 ③ K			L X 0-1 ① G3		C C X 0-2 ① P5		4	0	0	0	0	1	1
Felipe Lopez, S (1, 6) OBP: 0.395, SLG: 0.529	B C C X 1-2 ② F7			C B B B X 3-1 ① G3		C X 0-1 ① 12 S 6 1B 1B		1 SAFE C B 1 S S 1-3 ② K		4	0	1	0	0	1	1
Ken Griffey Jr., L (1, 8) OBP: 0.333, SLG: 0.516 6 Ryan Freel, R (4, 8) OBP: 0.667, SLG: 0.600	B B B C B 4-1 BB			B C F B S 2-3 ② K		X 0-0 12 S 1-2 1B		C C D B B B 4-2 1-3 BB		1 1	0 0	0 1	0 0	1 1	1 0	0 0
Adam Dunn, L (1, 7) OBP: 0.457, SLG: 0.852	1 SAFE B C S S S 2-3 ③ K			C B S F B B B 4-2 12 2B BB		C S B S S 1-3 ② K		C X 0-1 ③ G4-3		3	1	0	0	1	2	5
12 Edwin Encarnación, R (1, 5) OBP: 0.355, SLG: 0.481		C C X 0-2 ① G6-3		B F X 1-1 1-H 2B		C B F B X 2-2 ③ F7 1-2 2-3			X 0-0 ① G6-3	4	0	1	1	0	0	2
Scott Hatteberg, L (1, 3) OBP: 0.474, SLG: 0.417		C B B X 2-1 ② F7		B X 1-0 ③ G4-3			B B F F X 2-2 ① L5		B B B B 4-0 BB	3	0	0	0	1	0	1
Austin Kearns, R (1, 9) OBP: 0.294, SLG: 0.576		B F X 1-1 ③ F9			S C B B X 2-2 ① G5-3		B X 1-0 ② F9		B C C B B S 3-3 ② K	4	0	0	0	0	1	1
Javier Valentin, S (1, 2) OBP: 0.286, SLG: 0.300			C B S S S 1-3 ① K		F B S F X 1-2 ② L6		B X 1-0 ③ G6-3		F B X 1-1 ③ F9	4	0	0	0	0	1	1
Brandon Claussen, R (1, 1) Mike Burns, R (6, 1) 4 Brandon Phillips, R (8, PH) OBP: 1.000, SLG: 1.500 25 David Weathers, R (8, 1)			C C C 0-3 ② K		F S C 0-3 ③ K			X 0-0 6 WP 6 BB 1B		2 0 1 0	0 0 0 0	0 0 1 0	0 0 0 0	0 0 0 0	2 0 0 0	0 0 0 0
Inning Stats	R: 0 E: 0 K: 1 S: 10 H: 0 LOB: 1 BB: 1 P: 18	R: 0 E: 0 K: 0 S: 7 H: 0 LOB: 0 BB: 0 P: 10	R: 0 E: 0 K: 3 S: 9 H: 0 LOB: 0 BB: 0 P: 10	R: 1 E: 0 K: 1 S: 11 H: 1 LOB: 1 BB: 1 P: 22	R: 0 E: 0 K: 1 S: 10 H: 0 LOB: 0 BB: 0 P: 13	R: 0 E: 0 K: 1 S: 11 H: 2 LOB: 2 BB: 0 P: 14	R: 0 E: 0 K: 0 S: 5 H: 0 LOB: 0 BB: 0 P: 9	R: 0 E: 0 K: 1 S: 11 H: 1 LOB: 2 BB: 1 P: 16	R: 0 E: 0 K: 1 S: 6 H: 0 LOB: 1 BB: 1 P: 14	1B: 3 2B: 1 3B: 0 HR: 0 SF: 0 SAC: 0 DP: 0 HBP: 0						

PITCHER		IP	WLS	BF	H	R	ER	SO	BB	IBB	HBP	BLK	WP	HR	S	P	ERA	WHIP
Greg Maddux, R ERA: 1.46	(1, 1)	6.0	W	23	3	1	1	7	2	0	0	0	0	0	58	87	1.50	0.833
47 Scott Eyre, L ERA:	(7, 1)	2.0	H	8	1	0	0	1	1	0	0	0	1	0	16	25	0.00	1.000
46 Ryan Dempster, R ERA:	(9, 1)	1.0	S	4	0	0	0	1	1	0	0	0	0	0	6	14	0.00	1.000

PITCHER	IP	WLS	BF	H	R	ER	SO	BB	IBB	HBP	BLK	WP	HR	S	P	ERA	WHIP

TOP

Cincinnati Reds @ Chicago Cubs

Wrigley Field, Chicago, IL

Wed Apr 12 2006, 1:20 PM CDT
Att. 37,252 - Partly Cloudy - 67 F

livebaseballscorecards.com

AB	31
R	1
H	4
RBI	1
BB	4
SO	9
LOB	12

WP: 1	PA: 35				
PB: 0					
SB: 2					
CS: 0					

Cincinnati Reds @ Chicago Cubs

Wrigley Field, Chicago, IL

Wed Apr 12 2006, 1:20 PM CDT

Att. 37,252 - Partly Cloudy - 67 F

livebaseballscorecards.com

Batter	1	2	3	4	5	6	7	8	9	AB	R	H	RBI	BB	SO	LOB
Juan Pierre, L (1, 8) OBP: 0.258, SLG: 0.333	1-0 S 25 BB E 1B		0-2 E3 S 25 E E		1-2 ② G1-3	0-1 ③ G1-3				4	2	1	0	0	0	2
Jerry Hairston, R (1, 4) OBP: 0.500, SLG: 0.500	1-2 ① L7		1-1 ① F7		2-1 25 BB 1B 1B		1-1 ① G6-3			4	1	1	0	0	0	2
25 Derrek Lee, R (1, 3) OBP: 0.500, SLG: 0.909	4-2 1 SAFE S 1-2 SF9 BB		1-1 E5 E 19 S 1-2 CS		4-2 1B 1-2 BB		1-0 CS 2B			2	1	1	0	2	0	1
Michael Barrett, R (1, 2) OBP: 0.393, SLG: 0.808	2-2 ② SF9 1-H 2-H		2-2 E5 1-3 2-H		0-1 1-2 2-H 1B		2-2 ②③ G6-3 2-3			3	0	1	3	0	0	2
29 Ángel Pagán, S (1, 9) OBP: 0.273, SLG: 0.364	2-0 2B		2-3 ② K		2-3 ③ K			2-2 ① G4-3		4	0	1	0	0	2	4
19 Matt Murton, R (1, 7) OBP: 0.345, SLG: 0.385	1-2 ③ P4		1-2 ③ CS 3-H	2-1 5 5 WP FC1-4-5-3 1B		0-1 ① G4-3		2-3 ② K		4	0	1	0	0	1	1
Neifi Perez, S (1, 5) OBP: 0.364, SLG: 0.455		2-0 E5 B1-3		1-2 ① F7		3-2 ② F8		3-2 ③ F7		4	0	0	0	0	0	1
5 Ronny Cedeno, R (1, 6) OBP: 0.440, SLG: 0.680		0-3 ① K		0-2 ②③ FC1-4-5-3 1-3		0-0 1B 1B				3	0	1	0	0	1	2
Greg Maddux, R (1, 1) Todd Walker, L (6, PH) OBP: 0.476, SLG: 0.526 47 Scott Eyre, L (7, 1) 46 Ryan Dempster, R (9, 1)		0-0 ②③ B1-3 1-1f			0-2 ① G5-3	3-1 1-3 1B				2 1 0 0	0 0 0 0	0 1 0 0	0 0 0 0	0 0 0 0	0 0 0 0	1 0 0 0
Inning Stats	R: 2 H: 2 E: 0 LOB: 1 K: 0 BB: 1 S: 17 P: 28		R: 0 H: 0 E: 1 LOB: 0 K: 1 BB: 0 S: 5 P: 7	R: 1 H: 0 E: 3 LOB: 1 K: 1 BB: 0 S: 17 P: 24	R: 0 H: 1 E: 0 LOB: 0 K: 0 BB: 0 S: 9 P: 12	R: 1 H: 2 E: 0 LOB: 2 K: 1 BB: 1 S: 17 P: 26	R: 0 H: 2 E: 0 LOB: 2 K: 0 BB: 0 S: 13 P: 19	R: 0 H: 1 E: 0 LOB: 0 K: 0 BB: 0 S: 6 P: 10	R: 0 H: 0 E: 0 LOB: 0 K: 1 BB: 0 S: 11 P: 18								

| | | | | | | | |

Batter	1	2	3	4	5	6	7	8	9	AB	R	H	RBI	BB	SO	LOB
6 Ryan Freel, R (1, 8) OBP: 0.586, SLG: 0.474	B C C F C 1-3 ① K		C H 1-1 1-2 HR HBP		C 3 B X SAFE 1-1 ② G6-3 3-H		B X 1-0 ③ F9		B S B X 2-1 ② P5	4	1	0	0	0	1	1
Felipe Lopez, S (1, 6) OBP: 0.419, SLG: 0.595	C B X 1-1 ② P6		B B B C X 3-1 1-H 2-H HR		B C B B C B 4-2 BB			B F S F S 1-3 ① K	B B B C C B 4-2 BB	3	1	1	3	2	1	0
Adam Dunn, L (1, 7) OBP: 0.450, SLG: 0.871	B X 1-0 HR		C B S T 1-2 ② K		1 SAFE C B B B C S 3-3 ③ K			B B B B 4-0 1B HR BB	B X 1-0 ③ F9	4	2	1	1	1	2	3
Rich Aurilia, R (1, 5) OBP: 0.226, SLG: 0.414	C S B B B S 3-3 ③ K		B C S T 1-2 ③ K			F X 0-1 ① B1-3		B X 1-0 ② F7		4	0	0	0	0	2	1
Scott Hatteberg, L (1, 3) OBP: 0.478, SLG: 0.400		C B S S F B F B X 3-2 ① G3		B B B C B 4-1 BB G4-6-3		B C F F F B F S 2-3 ② K		X 0-0 1-2 HR 1B		3	1	1	0	1	1	0
Austin Kearns, R (1, 9) OBP: 0.316, SLG: 0.649		C F F C 0-3 ② K		F B X 1-1 ① ② G4-6-3 1-2f		B B S X 2-1 1B		X 0-0 1-H 2-H HR		4	1	2	3	0	1	1
4 Brandon Phillips, R (1, 4) OBP: 0.333, SLG: 0.500		C C F F F B C 1-3 ③ K		X 0-0 ③ L4		B X 1-0 ③ F9		B B F B C X 3-2 ③ P3		4	0	0	0	0	1	1
26 David Ross, R (1, 2) OBP: 0.313, SLG: 0.538			B C B B B 4-1 22 FC1-6 BB		F X 0-1 ① G5-3		B C B F F X 2-2 ① G5-3		C B B X 2-1 2B	3	0	1	0	1	0	0
22 Eric Milton, L (1, 1) OBP: 0.200, SLG: 0.600 56 Todd Coffey, R (7, 1) Andy Abad, L (9, PH) Kent Mercker, L (9, 1)			X 0-0 ① FC1-6 6 BLK 1-2f HR		S B B B X 3-1 6 E 3B		B B C F S 2-3 ② K		B C F X 1-2 ① P6	3 0 1 0	2 0 0 0	1 0 0 0	0 0 0 0	0 0 0 0	1 0 0 0	1 0 1 0
Inning Stats	R: 1 E: 0 K: 2 S: 10 H: 1 LOB: 0 BB: 0 P: 16	R: 0 E: 0 K: 2 S: 15 H: 0 LOB: 0 BB: 0 P: 19	R: 3 E: 0 K: 2 S: 11 H: 1 LOB: 0 BB: 1 P: 21	R: 0 E: 0 K: 0 S: 4 H: 0 LOB: 0 BB: 1 P: 9	R: 1 E: 1 K: 1 S: 11 H: 1 LOB: 1 BB: 1 P: 22	R: 0 E: 0 K: 1 S: 11 H: 1 LOB: 1 BB: 0 P: 16	R: 0 E: 0 K: 1 S: 8 H: 0 LOB: 0 BB: 0 P: 13	R: 3 E: 0 K: 1 S: 10 H: 2 LOB: 0 BB: 1 P: 19	R: 0 E: 0 K: 0 S: 10 H: 1 LOB: 2 BB: 1 P: 20	1B: 2 2B: 1 3B: 1 HR: 3 SF: 0 SAC: 0 DP: 1 HBP: 1						

PITCHER		IP	WLS	BF	H	R	ER	SO	BB	IBB	HBP	BLK	WP	HR	S	P	ERA	WHIP
38 Carlos Zambrano, R ERA: 4.86	(1, 1)	6.0	L	25	4	5	4	8	3	0	1	1	0	2	62	103	6.00	1.167
Scott Williamson, R ERA: 2.08	(7, 1)	1.0		3	0	0	0	1	0	0	0	0	0	0	8	13	0.00	0.000
13 Will Ohman, L ERA: 27.0	(8, 1)	0.2		4	1	2	2	1	1	0	0	0	0	0	6	12	27.00	3.000
Bob Howry, R ERA: 1.93	(8, 1)	1.1		7	2	1	1	0	1	0	0	0	0	1	14	27	6.75	2.250

PITCHER	IP	WLS	BF	H	R	ER	SO	BB	IBB	HBP	BLK	WP	HR	S	P	ERA	WHIP

Cincinnati Reds @ Chicago Cubs

Wrigley Field, Chicago, IL

Thu Apr 13 2006, 1:20 PM CDT

Att. 40,881 - Cloudy - 74 F

TOP

livebaseballscorecards.com

AB	33
R	8
H	7
RBI	7
BB	5
SO	10
LOB	9

1B: 2	SF: 0	WP: 0	PA: 39
2B: 1	SAC: 0	PB: 0	
3B: 1	DP: 1	SB: 0	
HR: 3	HBP: 1	CS: 0	

Batter	1	2	3	4	5	6	7	8	9	AB	R	H	RBI	BB	SO	LOB
Juan Pierre, L (1, 8) OBP: 0.257, SLG: 0.324	L6		K		SH5-4 1-2 2-3		G6-3		1B 1-2	4	0	1	0	0	1	0
Jerry Hairston, R (1, 4) OBP: 0.364, SLG: 0.455	K		2B		F7		K		K	5	0	1	0	0	3	4
25 Derrek Lee, R (1, 3) OBP: 0.529, SLG: 0.870	BB 19 FC6-4		F8		BB 19 E			BB 19 G4-6-3		1	0	0	0	3	0	1
19 Matt Murton, R (1, 7) OBP: 0.364, SLG: 0.500	FC6-4 1-2f			HR	E7 1-2 2-H 3-H			G4-6-3 1-2f		4	1	2	2	0	0	2
29 Ángel Pagán, S (1, 9)		1B 5 SH1-3		P3	P4			E4 5 WP		4	0	1	0	0	0	2
5 Ronny Cedeno, R (1, 6) OBP: 0.393, SLG: 0.607		SH1-3 1-2		G5-3		G4-3		K 1-2		3	0	0	0	0	1	1
Neifi Perez, S (1, 5) OBP: 0.267, SLG: 0.333		L7		K		K			K	4	0	0	0	0	3	1
24 Henry Blanco, R (1, 2) OBP: 0.333, SLG: 0.200		K			1B 38 SH5-4 19 1B	F7			BB 1B 4-1	3	1	1	0	1	1	1
38 Carlos Zambrano, S (1, 1) Scott Williamson, R (7, 1) Todd Walker, L (7, PH) OBP: 0.455, SLG: 0.500 13 Will Ohman, L (8, 1) Bob Howry, L (8, 1) Freddie Bynum, L (9, PH)			F9		19 1B SH5-4 19 E		F7		K 1-2	2 0 1 0 0 1	1 0 0 0 0 0	1 0 0 0 0 1	0 0 0 0 0 1	0 0 0 0 0 1	0 0 0 0 0 1	0 0 0 0 0 1
Inning Stats	R: 0 E: 0 K: 1 S: 16 H: 0 LOB: 1 BB: 1 P: 26	R: 0 E: 0 K: 1 S: 9 H: 1 LOB: 1 BB: 0 P: 12	R: 0 E: 0 K: 1 S: 8 H: 1 LOB: 1 BB: 0 P: 13	R: 1 E: 0 K: 1 S: 7 H: 1 LOB: 0 BB: 0 P: 8	R: 2 E: 1 K: 0 S: 15 H: 3 LOB: 2 BB: 1 P: 24	R: 0 E: 0 K: 1 S: 10 H: 0 LOB: 0 BB: 0 P: 12	R: 0 E: 0 K: 1 S: 6 H: 0 LOB: 0 BB: 0 P: 7	R: 0 E: 1 K: 1 S: 13 H: 0 LOB: 1 BB: 1 P: 22	R: 0 E: 0 K: 3 S: 13 H: 1 LOB: 2 BB: 1 P: 25	1B: 5 2B: 1 3B: 0 HR: 1 SF: 0 SAC: 2 DP: 1 HBP: 0	WP: 1 PB: 0 SB: 0 CS: 0 PA: 38					

PITCHER		IP	WLS	BF	H	R	ER	SO	BB	IBB	HBP	BLK	WP	HR	S	P	ERA	WHIP
22 Eric Milton, L ERA: 2.63	(1, 1)	6.2	W	28	6	3	2	5	2	0	0	0	0	1	68	98	2.70	1.200
56 Todd Coffey, R ERA: 1.8	(7, 1)	1.1	H	5	0	0	0	2	1	0	0	0	1	0	16	26	0.00	0.750
Kent Mercker, L ERA: 3.0	(9, 1)	1.0		5	1	0	0	3	1	0	0	0	0	0	13	25	0.00	2.000

PITCHER	IP	WLS	BF	H	R	ER	SO	BB	IBB	HBP	BLK	WP	HR	S	P	ERA	WHIP

BOTTOM

Cincinnati Reds @ Chicago Cubs

Wrigley Field, Chicago, IL

Thu Apr 13 2006, 1:20 PM CDT

Att. 40,881 - Cloudy - 74 F

livebaseballscorecards.com

AB	32
R	3
H	7
RBI	2
BB	4
SO	10
LOB	13

Batter	1	2	3	4	5	6	7	8	9	AB	R	H	RBI	BB	SO	LOB
6 Ryan Freel, R (1, 8) OBP: 0.545, SLG: 0.478	C B B F F S 2-3 ① K			F C X 0-2 ② F8 2B	B X 1-0 ③ G5-3		B B C X 2-1 ③ G6-3			4	0	1	0	0	1	3
Felipe Lopez, S (1, 6) OBP: 0.404, SLG: 0.550	B C C C 1-3 ② K			B F L F B F F X 2-2 ① F8 2-3		B B C B B 4-1 ② FC3-6 S BB		X 0-0 ① P6		3	0	0	0	1	1	1
Adam Dunn, L (1, 7) OBP: 0.409, SLG: 0.771	B B X 2-0 ③ G5-3			B D B F F S 3-3 ② K		B C C S 1-3 ① K 1-2		C B C B C 2-3 ② K		4	0	0	0	0	3	2
12 Edwin Encarnación, R (1, 5) OBP: 0.343, SLG: 0.433		X 0-0 ① L5		C S B X 1-2 ③ G6-3		S S B D B B 4-2 ② FC3-6 BB		S S B S 1-3 ③ K		3	0	0	0	1	1	1
Scott Hatteberg, L (1, 3) OBP: 0.407, SLG: 0.316		C B B B X 3-1 ② G4-3			B X 1-0 ① L7	B F X 1-1 ② FC3-6 1-2f 2-3			C B B B C X 3-2 ① P6	4	0	0	0	0	0	2
Austin Kearns, R (1, 9) OBP: 0.333, SLG: 0.659		C X 0-1 ③ L6			F X 0-1 E8 G2-3 39 1B 1B	B F B X 2-1 ③ L9			C B S X 1-2 FC6-5 2B	4	1	2	0	0	0	2
Javier Valentin, S (1, 2) OBP: 0.280, SLG: 0.333			C F B F X 1-2 ① G4-3	C F X 0-2 ② G2-3 2-3			B S B X 2-1 SH1-3 2B		B S X 1-1 ② FC6-5 2-3	4	0	1	0	0	0	2
Tony Womack, L (1, 4) OBP: 0.389, SLG: 0.400 Rich Aurilia, R (9, PH) OBP: 0.219, SLG: 0.400 (9, 4)		X 0-0 ② G4-3			39 1B IBB		F X 0-1 ① SH1-3 2-3		C X 0-1 ③ L9	1 1	0 0	0 0	0 0	1 0	0 0	0 1
39 Aaron Harang, R (1, 1) OBP: 0.143, SLG: 0.143 Kent Mercker, L (8, 1) 56 Todd Coffey, R (8, 1) 25 David Weathers, R (9, 1)			B C F X 1-2 ③ G3		S X 0-1 1-3 3-H 1B		B S X 1-1 ② G2-3			3 0 0 0	0 0 0 0	1 0 0 0	1 0 0 0	0 0 0 0	0 0 0 0	1 0 0 0
Inning Stats	R: 0 H: 0 E: 0 LOB: 0 K: 2 BB: 0 S: 9 P: 14	R: 0 H: 0 E: 0 LOB: 0 K: 0 BB: 0 S: 5 P: 8	R: 0 H: 0 E: 0 LOB: 0 K: 0 BB: 0 S: 8 P: 10	R: 0 H: 1 E: 0 LOB: 1 K: 1 BB: 0 S: 16 P: 22	R: 1 H: 2 E: 1 LOB: 2 K: 0 BB: 1 S: 9 P: 15	R: 0 H: 0 E: 0 LOB: 2 K: 1 BB: 2 S: 10 P: 22	R: 0 H: 1 E: 0 LOB: 1 K: 0 BB: 0 S: 8 P: 13	R: 0 H: 0 E: 0 LOB: 0 K: 2 BB: 0 S: 7 P: 10	R: 0 H: 1 E: 0 LOB: 1 K: 0 BB: 0 S: 10 P: 15	1B: 2 SF: 0 2B: 3 SAC: 1 3B: 0 DP: 0 HR: 0 HBP: 0						WP: 0 PA: 35 PB: 0 SB: 1 CS: 0

PITCHER		IP	WLS	BF	H	R	ER	SO	BB	IBB	HBP	BLK	WP	HR	S	P	ERA	WHIP
29 Chris Carpenter, R ERA: 2.37	(1, 1)	8.0	L	31	4	1	1	6	2	1	0	0	0	0	72	114	1.12	0.750
34 Randy Flores, L ERA: 2.25	(9, 1)	1.0		4	1	0	0	0	0	0	0	0	0	0	10	15	0.00	1.000

PITCHER	IP	WLS	BF	H	R	ER	SO	BB	IBB	HBP	BLK	WP	HR	S	P	ERA	WHIP

TOP

Cincinnati Reds @ St. Louis Cardinals

Busch Stadium, St. Louis, MO

Fri Apr 14 2006, 7:10 PM CDT
Att. 40,901 - Partly Cloudy - 90 F

livebaseballscorecards.com

AB	31
R	1
H	5
RBI	1
BB	3
SO	6
LOB	15

BOTTOM

Batter	1	2	3	4	5	6	7	8	9	AB	R	H	RBI	BB	SO	LOB
22 David Eckstein, R (1, 6) OBP: 0.340, SLG: 0.341	L4		G4-3			G4-3		5 1B BB		3	0	0	0	1	0	1
43 Juan Encarnacion, R (1, 9) OBP: 0.244, SLG: 0.205	G5-3			5 G4-3 1B		P4		K		4	0	1	0	0	1	2
5 Albert Pujols, R (1, 3) OBP: 0.444, SLG: 0.636	G4-3			G4-3 1-2		G6-3		1-2 2-3 1B		4	0	1	0	0	0	1
15 Jim Edmonds, L (1, 8) OBP: 0.267, SLG: 0.289 34 Randy Flores, L (9, 1)		K		K			G6-3	K		4 0	0 0	0 0	0 0	0 0	3 0	4 0
27 Scott Rolen, R (1, 5) OBP: 0.372, SLG: 0.538		G5-3		G6-3			F7		K	4	0	0	0	0	1	1
So Taguchi, R (1, 7) OBP: 0.227, SLG: 0.286 26 Scott Spiezio, S (9, PH) 7 Hector Luna, R (9, PR) OBP: 0.286, SLG: 0.286	K		G6-3				4 S 1B		4 G6-4-3 BB	3 0 0	0 0 0	1 0 0	0 0 0	0 1 0	1 0 0	0 0 0
4 Yadier Molina, R (1, 2) OBP: 0.176, SLG: 0.212			L9		G5-3 2B		K 1-2		G6-4-3 1-2f	4	0	1	0	0	1	2
Aaron Miles, S (1, 4) OBP: 0.455, SLG: 0.462			29 SH1-3 1B		G5-3 2-3			5 1B 55 SH3-4 BB		2	0	1	0	1	0	1
29 Chris Carpenter, R (1, 1) OBP: 0.167, SLG: 0.167 55 Skip Schumaker, L (8, PH) OBP: 0.333, SLG: 0.409 (9, 8)			SH1-3 1-2		G2-3			SH3-4 1-2		1 0	0 0	0 0	0 0	0 0	0 0	1 0

Inning Stats	1	2	3	4	5	6	7	8	9
	R: 0 H: 0 E: 0 LOB: 0 K: 0 BB: 0 S: 8 P: 10	R: 0 H: 0 E: 0 LOB: 0 K: 2 BB: 0 S: 14 P: 18	R: 0 H: 1 E: 0 LOB: 1 K: 0 BB: 0 S: 8 P: 12	R: 0 H: 1 E: 0 LOB: 1 K: 1 BB: 0 S: 14 P: 23	R: 0 H: 1 E: 0 LOB: 1 K: 0 BB: 0 S: 8 P: 12	R: 0 H: 0 E: 0 LOB: 0 K: 0 BB: 0 S: 8 P: 12	R: 0 H: 1 E: 0 LOB: 1 K: 1 BB: 0 S: 12 P: 18	R: 0 H: 1 E: 0 LOB: 3 K: 2 BB: 2 S: 15 P: 27	R: 0 H: 0 E: 0 LOB: 1 K: 1 BB: 1 S: 7 P: 11

PITCHER	IP	WLS	BF	H	R	ER	SO	BB	IBB	HBP	BLK	WP	HR	S	P	ERA	WHIP
39 Aaron Harang, R (1, 1) ERA: 5.3	7.0	W	26	4	0	0	4	1	0	0	0	0	0	75	112	0.00	0.714
Kent Mercker, L (8, 1) ERA: 2.7	0.1	H	2	0	0	0	0	1	0	0	0	0	0	4	8	0.00	3.000
56 Todd Coffey, R (8, 1) ERA: 1.59	0.2	H	3	1	0	0	2	0	0	0	0	0	0	8	12	0.00	1.500
25 David Weathers, R (9, 1) ERA: 1.93	1.0	S	3	0	0	0	1	1	0	0	0	0	0	7	11	0.00	1.000

PITCHER	IP	WLS	BF	H	R	ER	SO	BB	IBB	HBP	BLK	WP	HR	S	P	ERA	WHIP

Cincinnati Reds @ St. Louis Cardinals

Busch Stadium, St. Louis, MO

Fri Apr 14 2006, 7:10 PM CDT

Att. 40,901 - Partly Cloudy - 90 F

livebaseballscorecards.com

AB	29
R	0
H	5
RBI	0
BB	3
SO	7
LOB	13

1B: 4	SF: 0	WP: 0	PA: 34
2B: 1	SAC: 2	PB: 0	
3B: 0	DP: 1	SB: 1	
HR: 0	HBP: 0	CS: 0	

Batter	1	2	3	4	5	6	7	8	9	AB	R	H	RBI	BB	SO	LOB
6 Ryan Freel, R (1, 8) OBP: 0.514, SLG: 0.444	C C B F F F X 1-2 G5-3 ①		B C X 1-1 2B 1B		X 0-0 L8 ③			C C B X 1-2 G6-3 ②		4	0	1	0	0	0	0
Felipe Lopez, S (1, 6) OBP: 0.392, SLG: 0.545 Chris Hammond, L (8, 1)	F B B B X 3-1 G4-3 ②		C B 1 SAFE X 1-1 1-3 2B			B C C B B X 3-2 P5 ①		C B C X 1-2 G4-3 ③		4 0	0 0	1 0	0 0	0 0	0 0	0 0
Adam Dunn, L (1, 7) OBP: 0.396, SLG: 0.795	B S F B B X 3-2 HR		S C S 0-3 K ③			C B X 1-1 F9 ②			C F B C 1-3 K ①	4	1	1	1	0	2	2
Rich Aurilia, R (1, 4) OBP: 0.250, SLG: 0.424	X 0-0 F8 ③			C B X 1-1 12 G6-4-3 2B		C B B F X 2-2 F9 ③			B B B C C B 4-2 12 HBP 2B BB	3	1	1	0	1	0	0
Scott Hatteberg, L (1, 3) OBP: 0.387, SLG: 0.273		B B C X 2-1 G4-3 ①		B B B B 4-0 12 G6-4-3 BB			C B F X 1-2 F7 ①		B B C F F S 2-3 K ②	3	0	0	0	1	1	1
12 Edwin Encarnación, R (1, 5) OBP: 0.359, SLG: 0.455		F S B B F B S 3-3 K ②		B F X 1-1 ①② G6-4-3 1-2f 2-3			B B B C X 3-1 1B 2B		C B H 2-1 2B 1-2 HBP	3	1	1	0	0	1	2
Austin Kearns, R (1, 9) OBP: 0.348, SLG: 0.667		F B B C B X 3-2 G5-3 ③		F D F F D D S 3-3 K ③			B B X 2-0 L3 2-H 1B		C C B F B F X 2-2 1-3 2-H 2B	4	0	2	2	0	1	1
Javier Valentin, S (1, 2) OBP: 0.241, SLG: 0.286			C B X 1-1 G3 ①		C F B X 1-2 G4-3 ①		F B X 1-1 ②③ L3 1-1		B S F F F S 1-3 K ③	4	0	0	0	0	1	3
Dave Williams, L (1, 1) 31 Matt Belisle, R (4, 1) Mike Burns, R (7, 1) 4 Brandon Phillips, R (8, PH) OBP: 0.286, SLG: 0.429 (8, 6)			B C B X 2-1 G3 ②		B C F C 1-3 K ②			T X 0-1 L3 ①		1 1 0 1	0 0 0 0	0 0 0 0	0 0 0 0	0 0 0 0	0 1 0 0	0 0 0 0
Inning Stats	R: 1 H: 1 E: 0 LOB: 0 K: 0 BB: 0 S: 12 P: 19	R: 0 H: 0 E: 0 LOB: 0 K: 1 BB: 0 S: 9 P: 17	R: 0 H: 2 E: 0 LOB: 2 K: 1 BB: 0 S: 11 P: 16	R: 0 H: 1 E: 0 LOB: 1 K: 1 BB: 1 S: 8 P: 17	R: 0 H: 0 E: 0 LOB: 0 K: 1 BB: 0 S: 7 P: 9	R: 0 H: 0 E: 0 LOB: 0 K: 0 BB: 0 S: 8 P: 14	R: 1 H: 2 E: 0 LOB: 0 K: 0 BB: 0 S: 8 P: 15	R: 0 H: 0 E: 0 LOB: 0 K: 0 BB: 0 S: 8 P: 10	R: 1 H: 1 E: 0 LOB: 2 K: 3 BB: 1 S: 20 P: 32	1B: 2 SF: 0 2B: 5 SAC: 0 3B: 0 DP: 2 HR: 1 HBP: 1						

PITCHER		IP	WLS	BF	H	R	ER	SO	BB	IBB	HBP	BLK	WP	HR	S	P	ERA	WHIP
Sidney Ponson, R ERA: 3.97	(1, 1)	6.1	W	24	5	2	2	4	1	0	0	0	0	1	60	101	2.84	0.947
48 Brad Thompson, R ERA: 1.8	(7, 1)	0.2		2	1	0	0	0	0	0	0	0	0	0	3	6	0.00	1.500
41 Braden Looper, R ERA: 3.86	(8, 1)	1.0		3	0	0	0	0	0	0	0	0	0	0	8	10	0.00	0.000
Ricardo Rincon, L ERA: 9.0	(9, 1)	0.2		5	1	1	1	2	1	0	1	0	0	0	15	26	13.50	3.000
Josh Hancock, R ERA: 3.6	(9, 1)	0.1		1	0	0	0	1	0	0	0	0	0	0	5	6	0.00	0.000

PITCHER	IP	WLS	BF	H	R	ER	SO	BB	IBB	HBP	BLK	WP	HR	S	P	ERA	WHIP

TOP

Cincinnati Reds @ St. Louis Cardinals

Busch Stadium, St. Louis, MO

Sat Apr 15 2006, 1:15 PM CDT
Att. 40,752 - Partly Cloudy - 79 F

livebaseballscorecards.com

AB	32
R	3
H	7
RBI	3
BB	2
SO	7
LOB	9

1B: 2	SF: 0	WP: 0	PA: 35
2B: 5	SAC: 0	PB: 0	
3B: 0	DP: 2	SB: 0	
HR: 1	HBP: 1	CS: 0	

Batter	1	2	3	4	5	6	7	8	9	AB	R	H	RBI	BB	SO	LOB
22 David Eckstein, R (1, 6) OBP: 0.346, SLG: 0.348	G5-3	5 HR 1B		F9		27 FC6-4 1B	E5			5	1	2	0	0	0	0
So Taguchi, R (1, 8) OBP: 0.222, SLG: 0.308	27 BB 4 1B 2B	K		G4-3		K		K		5	1	1	0	0	3	3
5 Albert Pujols, R (1, 3) OBP: 0.460, SLG: 0.730	27 BB 4 1B BB	1-H HR		2B		K		G5-3		4	2	2	2	1	1	2
27 Scott Rolen, R (1, 5) OBP: 0.396, SLG: 0.512	4 1B 7 1B 1-2 2-3 BB	BB		BB		FC6-4 1-2f		G1-3		2	1	0	0	3	0	2
43 Juan Encarnacion, R (1, 9) OBP: 0.244, SLG: 0.233	P3	G3		G4-3			4 SH1-4 7 1B 2B			4	1	1	0	0	0	6
4 Yadier Molina, R (1, 2) OBP: 0.189, SLG: 0.222	7 1B 1-3 2-H 3-H 1B		F8		F7		SH1-4 2-3			3	0	1	2	0	0	0
7 Hector Luna, R (1, 4) OBP: 0.455, SLG: 0.727	1-2 3-H 1B		HR		L4		26 HR 3-H 1B			4	2	3	3	0	0	0
55 Skip Schumaker, L (1, 7) OBP: 0.286, SLG: 0.346	F7		K		F7		F9			4	0	0	0	0	1	3
Sidney Ponson, R (1, 1) 48 Brad Thompson, R (7, 1) 26 Scott Spiezio, S (7, PH) OBP: 0.429, SLG: 0.800 41 Braden Looper, R (8, 1) Ricardo Rincon, L (9, 1) Josh Hancock, R (9, 1)		F8	P4			22 1B BB		1-H HR		2 0 1 0 0 0	0 0 1 0 0 0	0 0 1 0 0 0	0 0 2 0 0 0	1 0 0 0 0 0	0 0 0 0 0 0	0 0 0 0 0 0
Inning Stats	R: 3 E: 0 K: 0 S: 12 H: 3 LOB: 2 BB: 2 P: 27	R: 2 E: 0 K: 1 S: 11 H: 2 LOB: 1 BB: 1 P: 18	R: 1 E: 0 K: 1 S: 7 H: 1 LOB: 0 BB: 0 P: 8	R: 0 E: 0 K: 0 S: 8 H: 1 LOB: 2 BB: 1 P: 14	R: 0 E: 0 K: 0 S: 10 H: 0 LOB: 0 BB: 0 P: 15	R: 0 E: 0 K: 2 S: 11 H: 1 LOB: 2 BB: 1 P: 18	R: 3 E: 1 K: 0 S: 11 H: 3 LOB: 1 BB: 0 P: 11	R: 0 E: 0 K: 1 S: 7 H: 0 LOB: 0 BB: 0 P: 7		1B: 5 2B: 3 3B: 0 HR: 3	SF: 0 SAC: 1 DP: 0 HBP: 0					

PITCHER		IP	WLS	BF	H	R	ER	SO	BB	IBB	HBP	BLK	WP	HR	S	P	ERA	WHIP
Dave Williams, L ERA: 8.0	(1, 1)	3.0	L	18	6	6	6	2	3	0	0	0	0	2	30	53	18.00	3.000
31 Matt Belisle, R ERA: 4.5	(4, 1)	3.0		13	2	0	0	2	2	0	0	0	0	0	29	47	0.00	1.333
Mike Burns, R ERA: 6.75	(7, 1)	1.0		6	3	3	3	0	0	0	0	0	0	1	11	11	27.00	3.000
Chris Hammond, L ERA: 36.0	(8, 1)	1.0		3	0	0	0	1	0	0	0	0	0	0	7	7	0.00	0.000

PITCHER	IP	WLS	BF	H	R	ER	SO	BB	IBB	HBP	BLK	WP	HR	S	P	ERA	WHIP

BOTTOM

Cincinnati Reds @ St. Louis Cardinals

Busch Stadium, St. Louis, MO

Sat Apr 15 2006, 1:15 PM CDT
Att. 40,752 - Partly Cloudy - 79 F

livebaseballscorecards.com

AB	34
R	9
H	11
RBI	9
BB	5
SO	5
LOB	16

WP: 0 PA: 40
PB: 0
SB: 0
CS: 0

Cincinnati Reds @ St. Louis Cardinals

Busch Stadium, St. Louis, MO

Sun Apr 16 2006, 1:15 PM CDT

Att. 40,068 - Sunny - 82 F

TOP

livebaseballscorecards.com

Batter	1	2	3	4	5	6	7	8	9	AB	R	H	RBI	BB	SO	LOB
6 Ryan Freel, R (1, 8) OBP: 0.524, SLG: 0.467	C X 0-1 1B 1B 2B	C B B C C 2-3 ③ K			B C C B X 2-2 ① G4-3	B B B C B 4-1 BB		B C B F B B 4-2 E 2B BB		3	2	1	0	2	1	1
Felipe Lopez, S (1, 6) OBP: 0.375, SLG: 0.510	B C F F S 1-3 ① K	C B B B C X 2-2 ① G3			X 0-0 E9 HR 1B	1 SAFE C 1 SAFE 1 SAFE F 1 SAFE S 0-3 ③ K		C B F 1 SAFE X 1-2 E9 1-3 2B		5	2	1	0	0	2	3
Rich Aurilia, R (1, 3) OBP: 0.293, SLG: 0.500	C X 0-1 1B 2-3 1B	B C X 1-1 2B			B X 1-0 ② G1-3		C X 0-1 ① G5-3	S B F B X 2-2 1-H 3-H 2B		5	0	3	2	0	0	1
Adam Dunn, L (1, 7) OBP: 0.415, SLG: 0.833 56 Todd Coffey, R (8, 1) 25 David Weathers, R (9, 1)	B F S F B B F S 3-3 ② K	B D F F B B X 3-2 ② G2			F B F B B F X 3-2 2-H HR		B B B B 4-0 12 BB BB	I I I I 4-0 IBB		3 0 0	1 0 0	1 0 0	2 0 0	2 0 0	1 0 0	3 0 0
Austin Kearns, R (1, 9) OBP: 0.353, SLG: 0.700	B B F F 1 SAFE B X 3-2 1-2 3-H 1B	F B B B B X 3-1 ③ G5-3			B S B B B F X 3-2 HR		B X 1-0 ② P4	F C S 0-3 ② K		5	1	2	2	0	1	4
12 Edwin Encarnación, R (1, 5) OBP: 0.364, SLG: 0.432	B B C S D F X 3-2 ③ P4			S S B X 1-2 ① G6-3	B X 1-0 1B		D B B B 4-0 1-2 BB	C X 0-1 ③ F8		4	0	1	0	1	0	4
4 Brandon Phillips, R (1, 4) OBP: 0.167, SLG: 0.250		B X 1-0 ① G1-3		B F X 1-1 ② G1-3	1 SAFE 1 SAFE B B X 2-0 ③ F7		X 0-0 ③ F7		F F X 0-2 ① G5-3	5	0	0	0	0	0	3
26 David Ross, R (1, 2) OBP: 0.368, SLG: 0.563 Quinton McCracken, S (8, PH) OBP: 0.500, SLG: 2.000 (8, 7)		B B F X 2-1 1B		X 0-0 1B		S X 0-1 ① F8		C B X 1-1 HR	X 0-0 ② B1	3 2	0 1	2 1	0 1	0 0	0 0	0 0
61 Bronson Arroyo, R (1, 1) OBP: 0.429, SLG: 1.333 Tony Womack, L (6, PH) OBP: 0.368, SLG: 0.375 Rick White, R (6, 1) Javier Valentin, S (8, PH) OBP: 0.226, SLG: 0.267 (8, 2)		M 1 SAFE L B L 1-3 ② K		X 0-0 ③ G1-3		C B X 1-1 ② G3		B C X 1-1 ① G5-3	S B X 1-1 ③ G3	2 1 0 2	0 0 0 0	0 0 0 0	0 0 0 0	1 0 0 0	2 0 0 0	2 0 0 0
Inning Stats	R: 1 H: 3 E: 0 LOB: 2 K: 2 BB: 0 S: 20 P: 30	R: 0 H: 1 E: 0 LOB: 1 K: 2 BB: 0 S: 9 P: 15	R: 0 H: 1 E: 0 LOB: 0 K: 0 BB: 0 S: 10 P: 19	R: 0 H: 1 E: 0 LOB: 1 K: 0 BB: 0 S: 7 P: 9	R: 3 H: 4 E: 1 LOB: 1 K: 0 BB: 0 S: 14 P: 26	R: 0 H: 0 E: 0 LOB: 1 K: 1 BB: 1 S: 8 P: 13	R: 0 H: 0 E: 0 LOB: 2 K: 0 BB: 2 S: 4 P: 13	R: 3 H: 2 E: 1 LOB: 2 K: 1 BB: 2 S: 17 P: 30	R: 0 H: 0 E: 0 LOB: 0 K: 0 BB: 0 S: 6 P: 7	1B: 6 SF: 0 2B: 3 SAC: 0 3B: 0 DP: 0 HR: 3 HBP: 0						

AB	40
R	7
H	12
RBI	7
BB	5
SO	6
LOB	21

WP: 0 PA: 45
PB: 0
SB: 0
CS: 0

PITCHER		IP	WLS	BF	H	R	ER	SO	BB	IBB	HBP	BLK	WP	HR	S	P	ERA	WHIP
30 Mark Mulder, L ERA: 4.05	(1, 1)	5.0		25	10	4	4	4	0	0	0	0	0	2	60	99	7.20	2.000
48 Brad Thompson, R ERA: 1.5	(6, 1)	1.0	H	4	0	0	0	1	1	0	0	0	0	0	8	13	0.00	1.000
50 Adam Wainwright, R ERA: 1.17	(7, 1)	1.0	H	6	1	1	1	0	2	0	0	0	0	1	6	16	9.00	3.000
34 Randy Flores, L ERA: 4.15	(8, 1)	0.1	H	3	0	0	0	0	1	0	0	0	0	0	7	13	0.00	3.000
41 Braden Looper, R ERA: 2.84	(8, 1)	1.2	W	7	1	2	1	1	0	1	0	0	0	0	14	21	5.40	0.600

PITCHER	IP	WLS	BF	H	R	ER	SO	BB	IBB	HBP	BLK	WP	HR	S	P	ERA	WHIP

BOTTOM

Cincinnati Reds @ St. Louis Cardinals

Busch Stadium, St. Louis, MO

Sun Apr 16 2006, 1:15 PM CDT
Att. 40,068 - Sunny - 82 F

Batter	1	2	3	4	5	6	7	8	9	AB	R	H	RBI	BB	SO	LOB
22 David Eckstein, R (1, 6) OBP: 0.368, SLG: 0.360	C X 0-1 53 3B G1-3 1B	B B C B B 4-1 WP BB			B C X 1-1 ① F9		B C X 1-1 G1-6-3 1B	X 0-0 ③ F7		4	1	2	0	1	0	3
Aaron Miles, S (1, 4) OBP: 0.432, SLG: 0.433 41 Braden Looper, R (8, 1) Jason Marquis, L (9, PH) OBP: 0.286, SLG: 0.429	B X 1-0 ① G1-3 1-2	C B B X 2-1 ③ G3-1 1-2 2-3			B X 1-0 E6 5 HR 1B		1 SAFE C X 0-1 ① ② G1-6-3 1-2f		C B X 1-1 5 HR 1B	4 0 1	1 0 1	1 0 1	0 0 1	0 0 0	0 0 0	4 0 0
5 Albert Pujols, R (1, 3) OBP: 0.491, SLG: 0.951	B C F F B B B 4-2 53 3B BB	B B C X 2-1 ① G5-3			B C B F X 2-2 2-H HR		B C B X 2-1 HR		B C F X 1-2 1-H HR	4	4	3	5	1	0	0
27 Scott Rolen, R (1, 5) OBP: 0.385, SLG: 0.556	C B F B B F S 3-3 ② K	B C B X 2-1 ② G4-3			F B B X 2-1 HR		B X 1-0 ③ L8			4	1	1	1	0	1	2
53 John Rodriguez, L (1, 9) OBP: 0.400, SLG: 0.667 43 Juan Encarnacion, R (6, 9) OBP: 0.261, SLG: 0.250	F C F B B X 2-2 1-H 2-H 3B	C B X 1-1 ③ F8			B F B S X 2-2 ② G3			B B X 2-0 7 CS 1B		3 1	0 0	1 1	2 0	0 0	0 0	0 0
26 Scott Spiezio, S (1, 7) OBP: 0.300, SLG: 0.500 48 Brad Thompson, R (6, 1) 50 Adam Wainwright, R (7, 1) 34 Randy Flores, L (8, 1) 7 Hector Luna, R (8, 4) OBP: 0.500, SLG: 0.750	B X 1-0 ③ F8	B B F F F C 2-3 ① K			B S X 1-1 ③ G4-3			P S 1 B S B X 1 SAFE 3-2 ① 4 2B 1-2 1B		3 0 0 0 1	0 0 0 0 0	0 0 0 0 1	0 0 0 0 0	1 0 0 0 0	1 0 0 0 0	1 0 0 0 0
4 Yadier Molina, R (1, 2) OBP: 0.220, SLG: 0.275		B B X 2-0 ① G5-3		X 0-0 1B		X 0-0 ① G5-3		1 SAFE B 1 SAFE F F F F F 1-2 X 1-3 2B		4	0	2	0	0	0	0
55 Skip Schumaker, L (1, 8) OBP: 0.313, SLG: 0.321		C B B B C F B 4-2 WP 30 S BB			1 SAFE B X 1-0 ② F8		X 0-0 ② F7	I I I I 4-0 IBB		2	0	0	0	2	0	1
30 Mark Mulder, L (1, 1) OBP: 0.556, SLG: 1.000 So Taguchi, R (6, 7) OBP: 0.207, SLG: 0.286	B B F L 1 SAFE 1 SAFE B S 3-3 ② K 1-2			X 0-0 ③ G5-3		B X 1-0 ③ G6-3		B F X 1-1 ② F9		2 2	0 0	0 0	0 0	0 0	1 0	2 3
Inning Stats	R: 2 E: 0 K: 1 S: 15 H: 2 LOB: 1 BB: 1 P: 26	R: 0 E: 0 K: 1 S: 10 H: 0 LOB: 2 BB: 2 P: 25	R: 0 E: 0 K: 0 S: 6 H: 0 LOB: 0 BB: 0 P: 11	R: 0 E: 0 K: 1 S: 7 H: 1 LOB: 1 BB: 0 P: 10	R: 3 E: 1 K: 0 S: 13 H: 3 LOB: 0 BB: 0 P: 22	R: 0 E: 0 K: 0 S: 3 H: 0 LOB: 0 BB: 0 P: 4	R: 1 E: 0 K: 0 S: 7 H: 2 LOB: 0 BB: 0 P: 11	R: 0 E: 0 K: 0 S: 15 H: 3 LOB: 3 BB: 1 P: 25	R: 2 E: 0 K: 0 S: 5 H: 2 LOB: 0 BB: 0 P: 7	1B: 7 2B: 1 3B: 1 HR: 4	SF: 0 SAC: 0 DP: 1 HBP: 0						

livebaseballscorecards.com

AB	35
R	8
H	13
RBI	8
BB	4
SO	3
LOB	16

		WP: 1	PA: 39
		PB: 0	
		SB: 1	
		CS: 1	

PITCHER		IP	WLS	BF	H	R	ER	SO	BB	IBB	HBP	BLK	WP	HR	S	P	ERA	WHIP
61 Bronson Arroyo, R ERA: 3.86	(1, 1)	5.0		24	6	5	5	3	3	0	0	0	1	2	51	94	9.00	1.800
Rick White, R ERA: 6.43	(6, 1)	2.0		7	2	1	1	0	0	0	0	0	0	1	10	15	4.50	1.000
56 Todd Coffey, R ERA: 1.35	(8, 1)	1.0	H	6	3	0	0	0	0	1	0	0	0	0	15	25	0.00	3.000
25 David Weathers, R ERA: 5.79	(9, 1)	0.0	L	2	2	2	2	0	0	0	0	0	0	1	5	7	∞	∞

PITCHER	IP	WLS	BF	H	R	ER	SO	BB	IBB	HBP	BLK	WP	HR	S	P	ERA	WHIP

Batter	1	2	3	4	5	6	7	8	9	AB	R	H	RBI	BB	SO	LOB
2 Hanley Ramirez, R (1, 6) OBP: 0.418, SLG: 0.531	B B C F C 2-3 ① K		F F F O B B F B 4-2 FC6-4 1-2 BB			B X 1-0 2B 1B		C B F B X 2-2 E6 1B 14 G6-4-3 1B	B F C B B S 3-3 ③ K	4	1	2	0	1	2	1
6 Dan Uggla, R (1, 4) OBP: 0.311, SLG: 0.333	C B B B X 3-1 ② F9		B B X 2-0 ② F7			X 0-0 ① F9		B B B C B 4-1 14 G6-4-3 1B BB		3	0	0	0	1	0	3
Miguel Cabrera, R (1, 5) OBP: 0.392, SLG: 0.545	C F B F B B C 3-3 ③ K		B D B C X 3-1 ③ FC6-4 1-2f			B X 1-0 1-3 2B		B X 1-0 14 G6-4-3 1-2 2-3 1B		4	0	2	0	0	1	2
14 Josh Willingham, R (1, 7) OBP: 0.354, SLG: 0.636 Joe Borowski, R (8, 1)		B F F X 1-2 ① G1-3		B C F S 1-3 ① K		B S X 1-1 ② G1-3		B C F F X 1-2 ① ② G6-4-3 1-2f 2-3 3-H		4 0	0 0	0 0	0 0	0 0	1 0	4 0
Wes Helms, R (1, 3) OBP: 0.500, SLG: 0.615		F B B C B X 3-2 1B		B C B B B X 3-1 CS 1B		B D C B X 3-1 ③ G1-3		C B H 2-1 HBP		3	0	2	0	0	0	2
Chris Aguila, R (1, 9) OBP: 0.276, SLG: 0.333		C X 0-1 ② F9		B C B B S X 3-2 ② ③ F9 1-2			C X 0-1 ① F9	B C X 1-1 ③ F9		4	0	0	0	0	0	4
61 Reggie Abercrombie, R (1, 8) OBP: 0.148, SLG: 0.080		S X 0-1 ③ F9			S F B S 1-3 ① K		F B B F C 2-3 ② K		F S B B B X 2-2 ① F8	4	0	0	0	0	2	1
20 Matt Treanor, R (1, 2) OBP: 0.154, SLG: 0.167			C X 0-1 ① P3		X 0-0 ② F8		B B C B X 3-1 2B		B C S S S 1-3 ② K	4	0	1	0	0	1	0
Brian Moehler, R (1, 1) Randy Messenger, R (6, 1) Miguel Olivo, R (7, PH) OBP: 0.241, SLG: 0.429 Franklyn German, R (7, 1) Matt Cepicky, L (8, 7) OBP: 1.000, SLG: 1.000			B B B B 4-0 2 BB BB		B C F C 1-3 ③ K		B B B C F S 3-3 ③ K		C B X 1-1 1B	1 0 1 0 1	0 0 0 0 0	0 0 0 0 1	0 0 0 0 0	1 0 0 0 0	1 0 1 0 0	0 0 1 0 0
Inning Stats	R: 0 E: 0 K: 2 S: 9 / H: 0 LOB: 0 BB: 0 P: 17	R: 0 E: 0 K: 0 S: 10 / H: 1 LOB: 1 BB: 0 P: 14	R: 0 E: 0 K: 0 S: 9 / H: 0 LOB: 2 BB: 2 P: 22	R: 0 E: 0 K: 1 S: 8 / H: 1 LOB: 0 BB: 0 P: 15	R: 0 E: 0 K: 2 S: 7 / H: 0 LOB: 0 BB: 0 P: 9	R: 0 E: 0 K: 0 S: 7 / H: 2 LOB: 2 BB: 0 P: 13	R: 0 E: 0 K: 2 S: 10 / H: 1 LOB: 1 BB: 0 P: 18	R: 1 E: 1 K: 0 S: 12 / H: 2 LOB: 2 BB: 1 P: 23	R: 0 E: 0 K: 2 S: 11 / H: 1 LOB: 1 BB: 0 P: 18	1B: 6 2B: 2 3B: 0 HR: 0 / SF: 0 SAC: 0 DP: 1 HBP: 1						

TOP

Florida Marlins @ Cincinnati Reds

Great American Ball Park, Cincinnati, OH

Mon Apr 17 2006, 7:10 PM EDT

Att. 16,960 - Clear - 66 F

livebaseballscorecards.com

AB	33
R	1
H	8
RBI	0
BB	3
SO	9
LOB	18

PITCHER		IP	WLS	BF	H	R	ER	SO	BB	IBB	HBP	BLK	WP	HR	S	P	ERA	WHIP
Brandon Claussen, L ERA: 3.18	(1, 1)	7.0	W	27	5	0	0	7	2	0	0	0	0	0	60	108	0.00	1.000
Mike Burns, R ERA: 7.11	(8, 1)	1.0		6	2	1	1	0	1	0	1	0	0	0	12	23	9.00	3.000
Chris Hammond, L ERA: 24.0	(9, 1)	1.0		4	1	0	0	2	0	0	0	0	0	0	11	18	0.00	1.000

PITCHER	IP	WLS	BF	H	R	ER	SO	BB	IBB	HBP	BLK	WP	HR	S	P	ERA	WHIP

Florida Marlins @ Cincinnati Reds

Great American Ball Park, Cincinnati, OH

Mon Apr 17 2006, 7:10 PM EDT

Att. 16,960 - Clear - 66 F

livebaseballscorecards.com

BOTTOM

Batter	1	2	3	4	5	6	7	8	9	AB	R	H	RBI	BB	SO	LOB
6 Ryan Freel, R (1, 8) OBP: 0.489, SLG: 0.457	G6-3	CS 2-H 2B			F7	L8		P4		5	0	1	1	0	0	2
Felipe Lopez, S (1, 6) OBP: 0.361, SLG: 0.500	HR 2B	G4-3 2-3			F7		G4-3	K		5	1	1	0	0	1	2
Adam Dunn, L (1, 7) OBP: 0.439, SLG: 0.886	2-H HR		G6-4-3 BB		G6-3		HBP BB			2	1	1	2	2	0	0
Mike Burns, R (8, 1)										0	0	0	0	0	0	0
Chris Hammond, L (9, 1)										0	0	0	0	0	0	0
Austin Kearns, R (1, 9) OBP: 0.382, SLG: 0.750	G4-6-3 BB		G6-4-3 1-2f			HR	1-2 HBP			2	1	1	1	1	0	1
Scott Hatteberg, L (1, 3) OBP: 0.400, SLG: 0.346	SAFE	G4-6-3 1-2f	1B			1B 12 G6-3 2B	F7			4	1	2	0	0	0	3
Javier Valentin, S (1, 2) OBP: 0.257, SLG: 0.324		12 E 4 2B 2B	F9			12 G6-3 4 1B 2-3 1B	G4-1			4	2	2	0	0	0	3
12 Edwin Encarnación, R (1, 5) OBP: 0.354, SLG: 0.439		E6 4 2B 2-3		G5-3		G6-3 1-2 3-H		4 1B 2B		4	2	1	1	0	0	2
4 Brandon Phillips, R (1, 4) OBP: 0.313, SLG: 0.438		SAFE 6 2B 1-H 3-H 2B		K		2-H 1B		2-H 1B		4	1	3	4	0	1	0
Brandon Claussen, R (1, 1)		K		G1-3		K		F8		3	0	0	0	0	2	2
Quinton McCracken, S (8, 7) OBP: 0.333, SLG: 1.333										1	0	0	0	0	0	1
Inning Stats	R: 2 E: 0 K: 0 S: 10 H: 2 LOB: 0 BB: 1 P: 21	R: 3 E: 1 K: 1 S: 14 H: 3 LOB: 0 BB: 0 P: 23	R: 0 E: 0 K: 0 S: 8 H: 1 LOB: 1 BB: 1 P: 17	R: 0 E: 0 K: 1 S: 8 H: 0 LOB: 0 BB: 0 P: 11	R: 0 E: 0 K: 0 S: 9 H: 0 LOB: 0 BB: 0 P: 16	R: 3 E: 0 K: 1 S: 19 H: 4 LOB: 1 BB: 0 P: 28	R: 0 E: 0 K: 0 S: 10 H: 0 LOB: 2 BB: 1 P: 17	R: 1 E: 0 K: 1 S: 12 H: 2 LOB: 1 BB: 0 P: 19		1B: 4 2B: 6 3B: 0 HR: 2	SF: 0 SAC: 0 DP: 2 HBP: 1			WP: 0 PB: 0 SB: 0 CS: 1		PA: 38	

	AB	34
	R	9
	H	12
	RBI	9
	BB	3
	SO	4
	LOB	16

PITCHER	IP	WLS	BF	H	R	ER	SO	BB	IBB	HBP	BLK	WP	HR	S	P	ERA	WHIP
Brian Moehler, R (1, 1) ERA: 13.14	5.0	L	24	9	8	7	2	2	0	0	0	0	2	58	99	12.60	2.200
Randy Messenger, R (6, 1) ERA:	1.0		4	1	0	0	1	0	0	0	0	0	0	10	17	0.00	1.000
Franklyn German, R (7, 1) ERA:	1.0		5	0	0	0	0	1	0	1	0	0	0	10	17	0.00	1.000
Joe Borowski, R (8, 1) ERA: 7.2	1.0		5	2	1	1	1	0	0	0	0	0	0	12	19	9.00	2.000

PITCHER	IP	WLS	BF	H	R	ER	SO	BB	IBB	HBP	BLK	WP	HR	S	P	ERA	WHIP

Batter	1	2	3	4	5	6	7	8	9	AB	R	H	RBI	BB	SO	LOB
2 Hanley Ramirez, R (1, 6) OBP: 0.426, SLG: 0.636	C B X 1-1 HR	B B X 2-0 1-H HR		C B F F C 1-3 ② K	C B B F X 2-2 ③ G1-3		B C X 1-1 6 1B 2-H 1B		F C X 0-2 ② G4-3	6	3	3	4	0	1	1
6 Dan Uggla, R (1, 4) OBP: 0.333, SLG: 0.422	C X 0-1 ① P4	C B F F F X 1-2 HR		C X 0-1 ③ G6-3		B X 1-0 14 F8 1B 1B	B F X 1-1 1B 2-H 1B		B B C B F S 3-3 ③ K	6	1	3	2	0	1	0
Miguel Cabrera, R (1, 5) OBP: 0.429, SLG: 0.583	B B C X 2-1 14 2B 2B	C X 0-1 ② P2			C B B F B B 4-2 14 2B 2B BB	F S B 1 SAFE X 1-2 1B	B B X 2-0 14 FC5-4 1-2 1B			4	2	3	0	1	0	0
14 Josh Willingham, R (1, 7) OBP: 0.377, SLG: 0.667 1 Eric Reed, L (9, 8) OBP: 0.174, SLG: 0.095	B T B T X 2-2 2-H 2B	C B B F B B 4-2 BB			C 1 SAFE X 0-1 1-3 2B 2B	X 0-0 ① F8 2-3	C X 0-1 ③ FC5-4 1-2f			4 0	1 0	2 0	1 0	1 0	0 0	4 0
17 Mike Jacobs, L (1, 3) OBP: 0.280, SLG: 0.444	S F S 0-3 ② K	S B F C 1-3 ③ K			B C X 1-1 ① F7	F C B T 1-2 ② K		F B F B B F X 3-2 FC1-5-4 2B		5	0	1	0	0	3	6
Chris Aguila, R (1, 9) OBP: 0.265, SLG: 0.290 (9, 7)	C B X 1-1 ③ G4-3		X 0-0 ① F8		I I I 4-0 2B 61 1B IBB	C B S D C 2-3 ③ K		C F B S 1-3 ① K		4	1	0	0	1	2	4
Miguel Olivo, R (1, 2) OBP: 0.265, SLG: 0.485		X 0-0 1B 2B	B B C F X 2-2 ② G5-3		B X 1-0 ① 61 1B 1-3 2-H 3-H 2B		B X 1-0 ① G5-3	C X 0-1 ② FC1-5-4 2-3		5	2	2	2	0	0	1
61 Reggie Abercrombie, R (1, 8) OBP: 0.188, SLG: 0.167 (9, 9)		L M S 0-3 ① K	B C X 1-1 ③ F9		F X 0-1 ② 2-H 3-H 1B		X 0-0 2 1B 2B	S B X 1-1 ③ G5-3		5	1	2	2	0	1	2
Jason Vargas, L (1, 1) OBP: 0.286, SLG: 0.286 55 Josh Johnson, L (5, 1) Todd Wellemeyer, R (8, 1) 4 Alfredo Amezaga, S (9, PH) OBP: 0.400, SLG: 0.333 Matt Herges, L (9, 1)		C S F X 0-2 2-H 2 HR 1B		B C F C 1-3 ① K	F F X 0-2 1B		C F B B S 2-3 ② K		B F C S C 1-3 ① K	3 1 0 1 0	1 0 0 0 0	2 0 0 0 0	1 0 0 0 0	0 1 0 1 0	1 1 0 0 0	0 1 0 0 0
Inning Stats	R: 2 E: 0 K: 1 S: 14 H: 3 LOB: 1 BB: 0 P: 20	R: 4 E: 0 K: 2 S: 21 H: 4 LOB: 1 BB: 1 P: 29	R: 0 E: 0 K: 0 S: 6 H: 0 LOB: 0 BB: 0 P: 9	R: 0 E: 0 K: 2 S: 9 H: 0 LOB: 0 BB: 0 P: 11	R: 4 E: 0 K: 0 S: 15 H: 4 LOB: 1 BB: 2 P: 27	R: 0 E: 0 K: 2 S: 11 H: 2 LOB: 2 BB: 0 P: 16	R: 2 E: 0 K: 1 S: 12 H: 4 LOB: 2 BB: 0 P: 19	R: 0 E: 0 K: 1 S: 11 H: 1 LOB: 1 BB: 0 P: 16	R: 0 E: 0 K: 2 S: 9 H: 0 LOB: 0 BB: 0 P: 13	1B: 8 2B: 7 3B: 0 HR: 3 SF: 0 SAC: 0 DP: 0 HBP: 0						

Florida Marlins @ Cincinnati Reds

Great American Ball Park, Cincinnati, OH

Tue Apr 18 2006, 7:10 PM EDT

Att. 19,724 - Clear - 70 F

TOP

livebaseballscorecards.com

AB	44
R	12
H	18
RBI	12
BB	3
SO	11
LOB	19

WP: 0 PB: 0 SB: 0 CS: 0 PA: 47

PITCHER		IP	WLS	BF	H	R	ER	SO	BB	IBB	HBP	BLK	WP	HR	S	P	ERA	WHIP
22 Eric Milton, L ERA: 6.5	(1, 1)	4.1	L	24	8	9	9	5	2	1	0	0	0	3	56	84	18.69	2.308
31 Matt Belisle, R ERA: 5.4	(5, 1)	0.2		4	3	1	1	0	0	0	0	0	0	0	9	12	13.50	4.500
Mike Burns, R ERA: 7.56	(6, 1)	2.0		12	6	2	2	3	0	0	0	0	0	0	23	35	9.00	3.000
Rick White, R ERA: 5.0	(8, 1)	2.0		7	1	0	0	3	0	0	0	0	0	0	20	29	0.00	0.500

PITCHER	IP	WLS	BF	H	R	ER	SO	BB	IBB	HBP	BLK	WP	HR	S	P	ERA	WHIP

Florida Marlins @ Cincinnati Reds

Great American Ball Park, Cincinnati, OH

Tue Apr 18 2006, 7:10 PM EDT

Att. 19,724 - Clear - 70 F

livebaseballscorecards.com

BOTTOM

Batter	1	2	3	4	5	6	7	8	9	AB	R	H	RBI	BB	SO	LOB
6 Ryan Freel, R (1, 8) OBP: 0.519, SLG: 0.459	C B S B B F B 4-2 G1-6-3 BB	B B B C X 3-1 S 1B		B B B C C F B 4-2 FC4 BB	C 1 SAFE X 0-2 ③ G4-3			B D B B 4-0 BB		2	0	1	0	3	0	1
Felipe Lopez, S (1, 6) OBP: 0.333, SLG: 0.458	1 SAFE C 1 SAFE X 0-1 ①② G1-6-3 1-2f	1 SAFE B B B 1 SAFE C C X 2-2 ③ G6-3 1-3		S B C B X 2-2 ③ FC4 1-2f 2-3		C B T X 1-2 ① F7		B C B S X 2-2 ② F6		5	0	0	0	0	0	6
Rich Aurilia, R (1, 3) OBP: 0.326, SLG: 0.571 (8, 4)	C C B B X 2-2 BB 1B	C B F B B B 4-2 G1-3 BB			B B B C X 3-1 HR	B B B C X 3-1 ② G5-3		B B B C C F X 3-2 ③ F9		4	1	2	1	1	0	2
Adam Dunn, L (1, 7) OBP: 0.435, SLG: 0.830	B B 1 SAFE B 4-0 FC6-4 1-2 BB	C D X 1-1 ① G1-3 1-2			C B B B B 4-1 E 12 HR BB	F X 0-1 ③ P5			B F B C S 2-3 ① K	3	1	0	0	2	1	1
Austin Kearns, R (1, 9) OBP: 0.367, SLG: 0.702	C S B B F F X 2-2 ③ FC6-4 1-2f	S B B B B C S 3-3 ② K			B C C X 1-2 E5 12 HR 1-2		B F X 1-1 ① F9		B C B F X 2-2 12 1B 1B	5	1	1	0	0	1	4
12 Edwin Encarnación, R (1, 5) OBP: 0.377, SLG: 0.511		C C S 0-3 ① K	D F X 1-1 ③ P6		C D S B X 2-2 1-H 2-H HR		C B B B F F B 4-2 4 G6-4-3 BB		F X 0-1 1-2 1B	4	1	2	3	1	1	1
4 Brandon Phillips, R (1, 4) OBP: 0.300, SLG: 0.450 Rick White, R (8, 1) Quinton McCracken, S (9, PH) OBP: 0.250, SLG: 1.000	B S B X 2-1 26 HR 2B	C S X 0-2 ① G6-3	B B F X 2-1 ① G6-3		X 0-0 ②③ G6-4-3 1-2f		C S B B F C 2-3 ② K		4 0 1	1 0 0	1 0 2	0 0 0	0 0 1	0 0 0	1 0 2	
26 David Ross, R (1, 2) OBP: 0.364, SLG: 0.684 Javier Valentin, S (8, PH) OBP: 0.243, SLG: 0.306 (9, 2)	S X 0-1 2-H HR	C B X 1-1 ② G1-3	C C B F X 1-2 ② G5-3					C C S 0-3 ① K	B C B X 2-1 ③ F8	3 2	1 0	1 0	2 0	0 0	0 1	0 2
22 Eric Milton, L (1, 1) OBP: 0.286, SLG: 0.714 31 Matt Belisle, R (5, 1) Tony Womack, L (5, PH) OBP: 0.400, SLG: 0.375 Mike Burns, R (6, 1) Scott Hatteberg, L (8, 3) OBP: 0.417, SLG: 0.407	C B S B X 2-2 ② F8	C B T B F X 2-2 WP 2B	B B F B B 4-1 BB					B X 1-0 2B		2 0 0 0 1	0 0 0 0 0	1 0 0 0 1	0 0 1 0 0	0 0 0 0 0	0 0 0 0 0	0 0 0 0 0

Inning Stats	1	2	3	4	5	6	7	8	9
	R: 0 H: 1 E: 0 LOB: 2 K: 0 BB: 2 S: 13 P: 25	R: 2 H: 3 E: 0 LOB: 1 K: 1 BB: 0 S: 15 P: 24	R: 0 H: 0 E: 0 LOB: 1 K: 1 BB: 1 S: 9 P: 18	R: 0 H: 1 E: 0 LOB: 2 K: 0 BB: 1 S: 15 P: 24	R: 4 H: 2 E: 1 LOB: 1 K: 0 BB: 2 S: 19 P: 36	R: 0 H: 0 E: 0 LOB: 0 K: 0 BB: 0 S: 7 P: 11	R: 0 H: 0 E: 0 LOB: 0 K: 0 BB: 1 S: 6 P: 11	R: 0 H: 1 E: 0 LOB: 2 K: 1 BB: 1 S: 11 P: 21	R: 0 H: 2 E: 0 LOB: 2 K: 2 BB: 0 S: 14 P: 22

1B: 4	SF: 0
2B: 3	SAC: 0
3B: 0	DP: 2
HR: 3	HBP: 0
WP: 1	PA: 44
PB: 0	
SB: 2	
CS: 0	

AB	36
R	6
H	10
RBI	6
BB	8
SO	5
LOB	20

PITCHER	IP	WLS	BF	H	R	ER	SO	BB	IBB	HBP	BLK	WP	HR	S	P	ERA	WHIP
Jason Vargas, L (1, 1) ERA: 7.2	4.0		24	7	6	5	2	5	0	0	0	1	3	61	110	11.25	3.000
55 Josh Johnson, R (5, 1) ERA: 1.04	3.0	W	10	0	0	0	0	2	0	0	0	0	0	23	39	0.00	0.667
Todd Wellemeyer, R (8, 1) ERA: 3.6	1.0		5	1	0	0	1	1	0	0	0	0	0	11	21	0.00	2.000
Matt Herges, R (9, 1) ERA: 3.38	1.0		5	2	0	0	2	0	0	0	0	0	0	14	22	0.00	2.000

PITCHER	IP	WLS	BF	H	R	ER	SO	BB	IBB	HBP	BLK	WP	HR	S	P	ERA	WHIP

Batter	1	2	3	4	5	6	7	8	9	AB	R	H	RBI	BB	SO	LOB
2 Hanley Ramirez, R (1, 6) OBP: 0.424, SLG: 0.633	B B C B F X 3-2 G6-3	S C S 0-3 K		F 2 SAFE B X 1-1 6 HR 1-2 2-3 1B		C D F D B X 3-2 G6-3 1-2		C B B X 2-1 14 BB 2B		5	1	2	0	0	1	3
6 Dan Uggla, R (1, 4) OBP: 0.357, SLG: 0.500	C S X 0-2 G5-3		C B S F X 1-2 G4-6-3 1B	C B X 1-1 1-H 2-H HR		C F B F X 1-2 14 1B 2-3 1B		B X 1-0 B2		5	2	3	3	0	0	1
Miguel Cabrera, R (1, 5) OBP: 0.443, SLG: 0.635	F X 0-1 HR		B F C F X 1-2 G4-6-3 1-2f	B S S F S 1-3 K		X 0-0 14 1B 1-2 1B 1B		I I I I 4-0 14 BB IBB		4	1	2	1	1	1	1
14 Josh Willingham, R (1, 7) OBP: 0.379, SLG: 0.635	C B S B F B X 3-2 L6		X 0-0 E5 17 BB		X 0-0 F8	B C F B X 2-2 1B 1-2 2-H 3-H 1B		S B D C B B 4-2 1-2 2-3 BB		4	0	1	2	1	0	0
17 Mike Jacobs, L (1, 3) OBP: 0.291, SLG: 0.417		C B B T S 2-3 K	B B B C S B 4-2 1-2 BB		B C H 2-1 HBP	X 0-0 P6		B C S S 1-3 K		3	0	0	0	1	2	5
Miguel Olivo, R (1, 2) OBP: 0.282, SLG: 0.553		S B F B B X 3-2 HR	C B C D S 2-3 K		X 0-0 F8	X 0-0 1-2 2-H 1B		C F B F X 1-2 L4		5	1	2	1	0	1	6
Matt Cepicky, L (1, 9) OBP: 0.400, SLG: 0.400		C B B S T 2-2 K	B X 1-0 FC1-5 61 1B 1B		D S C S 1-3 K		X 0-0 L7		X 0-0 B4-3	4	0	1	0	0	2	1
1 Eric Reed, L (8, 8) OBP: 0.167, SLG: 0.091										1	0	0	0	0	0	0
61 Reggie Abercrombie, R (1, 8) OBP: 0.243, SLG: 0.314 (8, 9)	B S S F B B X 3-2 1B 1B			1 SAFE S B 1 SAFE X 1-1 2 CS FC1-5 1-2 1B		C X 0-1 HR	B B X 2-0 P4		F S B S 1-3 K	5	1	3	1	0	1	0
Dontrelle Willis, L (1, 1) OBP: 0.222, SLG: 0.125 4 Alfredo Amezaga, S (7, PH) OBP: 0.364, SLG: 0.320 47 Ricky Nolasco, R (7, 1) Matt Herges, L (8, 1) Wes Helms, R (9, PH) OBP: 0.467, SLG: 0.571 Todd Wellemeyer, R (9, 1)	B X 1-0 1-2 1B			X 0-0 FC1-5 2 1B 6 HR 1-2 2-3f		B B B B 4-0 6 1B 2 G6-3 14 1B BB	X 0-0 L9		B S C S 1-3 K	2 1 0 0 1	2 0 0 0 0	1 0 0 0 0	0 0 0 0 0	1 0 0 0 1	0 0 0 0 0	2 0 0 0 0
Inning Stats	R: 1 E: 0 K: 0 S: 12 H: 1 LOB: 0 BB: 0 P: 18	R: 1 E: 0 K: 3 S: 17 H: 3 LOB: 2 BB: 0 P: 28	R: 0 E: 1 K: 1 S: 14 H: 1 LOB: 2 BB: 1 P: 22	R: 3 E: 0 K: 1 S: 12 H: 4 LOB: 0 BB: 0 P: 17	R: 0 E: 0 K: 1 S: 6 H: 0 LOB: 1 BB: 0 P: 9	R: 3 E: 0 K: 0 S: 15 H: 5 LOB: 2 BB: 1 P: 25	R: 0 E: 0 K: 0 S: 3 H: 0 LOB: 0 BB: 0 P: 5	R: 0 E: 0 K: 1 S: 12 H: 1 LOB: 3 BB: 2 P: 25	R: 0 E: 0 K: 2 S: 7 H: 0 LOB: 0 BB: 0 P: 9	1B: 10 2B: 1 3B: 0 HR: 4 SF: 0 SAC: 0 DP: 1 HBP: 1						

TOP

Florida Marlins @ Cincinnati Reds

Great American Ball Park, Cincinnati, OH

Wed Apr 19 2006, 12:35 PM EDT

Att. 18,878 - Partly Cloudy - 72 F

livebaseballscorecards.com

AB	40
R	8
H	15
RBI	8
BB	4
SO	9
LOB	19

WP: 0 PB: 0 SB: 0 CS: 1 PA: 45

PITCHER		IP	WLS	BF	H	R	ER	SO	BB	IBB	HBP	BLK	WP	HR	S	P	ERA	WHIP
39 Aaron Harang, R ERA: 6.35	(1, 1)	4.0		21	9	5	5	5	1	0	0	0	0	3	55	85	11.25	2.500
Mike Gosling, L ERA: 13.5	(5, 1)	1.1		7	1	2	2	1	1	0	1	0	0	1	11	21	13.50	1.500
Rick White, R ERA: 5.59	(6, 1)	0.2		5	4	1	1	0	0	0	0	0	0	0	10	13	13.50	6.000
25 David Weathers, R ERA: 4.05	(7, 1)	2.0		9	1	0	0	1	1	1	0	0	0	0	15	30	0.00	1.000
56 Todd Coffey, R ERA: 1.17	(9, 1)	1.0	W	3	0	0	0	2	0	0	0	0	0	0	7	9	0.00	0.000

Florida Marlins @ Cincinnati Reds

Great American Ball Park, Cincinnati, OH

Wed Apr 19 2006, 12:35 PM EDT

Att. 18,878 - Partly Cloudy - 72 F

BOTTOM

Batter	1	2	3	4	5	6	7	8	9	AB	R	H	RBI	BB	SO	LOB
6 Ryan Freel, R (1, 8) OBP: 0.526, SLG: 0.463	E5 4 G4-3		4 G5-4-3 1B	4 WP; 4 1B; 1-2 2-3 3-H 1B			E 4 1B G4-3 HBP	FC6-5-2 ① 2-3 3-H		4	2	2	1	0	0	2
4 Brandon Phillips, R (1, 4) OBP: 0.320, SLG: 0.440	1 SAFE; 1-2f G4-3 ①②		1-2f G5-4-3 ①②	1-H 2-H 3-H 1B			G4-3 E; 1-2 1B	3-H G6-3 ②		5	0	2	3	0	0	3
56 Todd Coffey, R (9, 1)	1 SAFE									0	0	0	0	0	0	0
Rich Aurilia, R (1, 6) OBP: 0.314, SLG: 0.532	F8 ③		1B	1 SAFE; G1-3 ③			F7 ①	P4 ③		5	0	1	0	0	0	4
(9, 4)																
Adam Dunn, L (1, 7) OBP: 0.433, SLG: 0.780		12 BB 1B BB	K ③		G6-3 ①		2 SAFE; G4-3 ② 1-3 2-H		1B 12 2B BB	3	1	0	1	2	1	2
Austin Kearns, R (1, 9) OBP: 0.338, SLG: 0.645	K ①			G5-3 ①	K ②		P4 ③		F9 ①	5	0	0	0	0	2	3
Scott Hatteberg, L (1, 3) OBP: 0.463, SLG: 0.452	12 BB 1B; 1-2			12 FC5-4 1B	L1 ③			1B 12 1B BB	1B; 12 2B; 1-2 1B	4	1	3	0	1	0	0
12 Edwin Encarnación, R (1, 5) OBP: 0.397, SLG: 0.531	1-2 2-3 BB			FC5-4 ② 26 BB BB; 6 1B; 1-2f	P4 ①			1B 1B E 1B; 1-2	1-3 2-H 2B	4	2	2	1	1	0	1
Jason LaRue, R (1, 2) OBP: 0.500, SLG: 0.333	K ②			6 1B 26 BB; 4 WP; 1-2 BB	G1-3 ②			E 6 FC6-5-2; 1-2 2-3 1B		3	1	1	0	1	1	3
39 Aaron Harang, R (1, 1) OBP: 0.125, SLG: 0.125	K ③			4 WP 6 1B; 4 1B; 1-2 2-3 BB	K ③			E4 6 FC6-5-2; 4 G6-3; 1-3 2-H 3-H 1B		1	0	0	0	0	1	3
26 David Ross, R (4, PH) OBP: 0.391, SLG: 0.684										0	1	0	0	1	0	0
Mike Gosling, L (5, 1)										0	0	0	0	0	0	0
Rick White, R (6, 1)										0	0	0	0	0	0	0
Quinton McCracken, S (6, PH) OBP: 0.200, SLG: 0.800										1	0	0	0	0	1	0
25 David Weathers, R (7, 1)										0	0	0	0	0	0	0
Felipe Lopez, S (8, PH) OBP: 0.343, SLG: 0.467										1	1	1	1	0	0	0
(9, 6)																
Inning Stats	R: 0 E: 1 K: 0 S: 11 H: 0 LOB: 0 BB: 0 P: 18	R: 0 E: 0 K: 3 S: 14 H: 1 LOB: 3 BB: 2 P: 25	R: 0 E: 0 K: 1 S: 10 H: 2 LOB: 1 BB: 0 P: 15	R: 4 E: 0 K: 0 S: 12 H: 3 LOB: 1 BB: 2 P: 28	R: 0 E: 0 K: 1 S: 8 H: 0 LOB: 0 BB: 0 P: 11		R: 0 E: 0 K: 1 S: 7 H: 0 LOB: 0 BB: 0 P: 9	R: 1 E: 1 K: 0 S: 9 H: 1 LOB: 1 BB: 0 P: 16	R: 3 E: 1 K: 0 S: 16 H: 3 LOB: 1 BB: 1 P: 27	R: 1 E: 0 K: 0 S: 7 H: 2 LOB: 2 BB: 1 P: 14	1B: 11 2B: 1 3B: 0 HR: 0	SF: 0 SAC: 0 DP: 2 HBP: 1					

PITCHER		IP	WLS	BF	H	R	ER	SO	BB	IBB	HBP	BLK	WP	HR	S	P	ERA	WHIP
Dontrelle Willis, L ERA: 2.92	(1, 1)	6.0		27	6	4	4	6	4	0	0	0	1	0	62	106	6.00	1.667
47 Ricky Nolasco, R ERA: 4.5	(7, 1)	1.0		8	3	4	2	0	1	0	1	0	0	0	15	29	18.00	4.000
Matt Herges, R ERA: 2.84	(8, 1)	1.0	B	4	1	0	0	0	0	0	0	0	0	0	10	14	0.00	1.000
Todd Wellemeyer, R ERA: 5.06	(9, 1)	0.1	L	4	2	1	1	0	1	0	0	0	0	0	7	14	27.00	9.000

PITCHER	IP	WLS	BF	H	R	ER	SO	BB	IBB	HBP	BLK	WP	HR	S	P	ERA	WHIP

AB	36
R	9
H	12
RBI	7
BB	6
SO	6
LOB	21

WP: 1 PA: 43
PB: 0
SB: 0
CS: 0

livebaseballscorecards.com

Cincinnati Reds @ Milwaukee Brewers

Miller Park, Milwaukee, WI

Thu Apr 20 2006, 7:05 PM CDT

Att. 15,347 - Clear - 66 F

livebaseballscorecards.com

Batter	1	2	3	4	5	6	7	8	9	AB	R	H	RBI	BB	SO	LOB
6 Ryan Freel, R (1, 8) OBP: 0.492, SLG: 0.426	F F B X 1-2 1B G4-6-3 1B	B C B B C T 3-2 ③ K		C B B B X 3-1 ② F9	C B B S C 2-3 ③ K		B B C F X 2-2 ① G6-3		B B C F S 2-3 ③ K	6	1	1	0	0	3	1
Felipe Lopez, S (1, 6) OBP: 0.375, SLG: 0.476	1 SAFE B 1 SAFE C 1 SAFE B 1 SAFE C 1 SAFE 2-2 F 1 SAFE X G4-6-3 1-3 1B		C B X 1-1 ① G4-3	B C B B B 4-2 1B E BB		B C X 1-1 WP 12 BB 1B	B B C B B 4-1 S BB			3	2	2	0	2	0	0
Scott Hatteberg, L (1, 3) OBP: 0.457, SLG: 0.429	X 0-0 ① ② G4-6-3 1-2f 3-H	C C B B B X 3-2 ② G4-3		C X 0-1 E 1-2 1B		1 SAFE B C B B B 4-1 12 BB BB 4 HR 1-3 BB	B X 1-0 ② F9			4	1	1	0	1	0	2
Adam Dunn, L (1, 7) OBP: 0.431, SLG: 0.741	B B B B 4-0 BB	B C F B B B F F X 3-2 1B 1B		C X 0-1 E1 1-3 2-H		C S B C 1-3 ① K	C D F F B D F F S 3-3 ③ K 1-2			4	0	1	0	1	2	4
Austin Kearns, R (1, 9) OBP: 0.343, SLG: 0.621	B C B X 2-1 ③ G4-3	X 0-0 1-2 1B	F F B B S 2-3 ③ K			B S B B C B 4-2 12 BB 4 HR 1-2 BB		X 0-0 ① P4		4	1	1	0	1	1	3
Javier Valentin, S (1, 2) OBP: 0.262, SLG: 0.325		B B F B B 4-1 4 1B 4 E BB	D B X 2-0 ③ G1-3		C F F B B F F X 2-2 12 HR 2B	B C F S 1-3 ② K		F S B F S 1-3 ② K		4	2	1	0	1	2	5
12 Edwin Encarnación, R (1, 5) OBP: 0.413, SLG: 0.577 56 Todd Coffey, R (8, 1)	B B B C X 3-1 ① L4			C F B B B B 4-2 4 HR BB	B B X 2-0 2-H HR	B B C B F B 4-2 1-2 2-3 3-H 4 HR BB		F C X 0-2 ③ F8		3 0	3 0	1 0	3 0	2 0	0 0	1 0
4 Brandon Phillips, R (1, 4) OBP: 0.367, SLG: 0.667	C F B X 1-2 E7 1-H 1B			B F X 1-1 1-H HR	S B B X 2-1 ① G6-3	F X 0-1 1-H 2-H 3-H HR			C F C 0-3 ① K	5	2	3	6	0	1	0
Dave Williams, L (1, 1) Tony Womack, L (4, PH) OBP: 0.381, SLG: 0.353 31 Matt Belisle, R (4, 1) 37 Brian Shackelford, L (8, 1) Rich Aurilia, R (8, 5) OBP: 0.308, SLG: 0.521	C S F B X 1-2 ② G1-3			C F B S 1-3 ① K	C F C 0-3 ② K	B X 1-0 ③ P4			B F F B X 2-2 ② F8	1 1 2 0 1	0 0 0 0 0	0 0 0 0 0	0 0 0 0 0	0 0 0 0 0	0 1 1 0 0	1 0 0 0 0
Inning Stats	R: 1 H: 2 E: 0 LOB: 1 K: 0 BB: 1 S: 10 P: 19	R: 1 H: 1 E: 1 LOB: 1 K: 1 BB: 1 S: 13 P: 25	R: 0 H: 2 E: 0 LOB: 2 K: 0 BB: 0 S: 12 P: 21	R: 3 H: 2 E: 1 LOB: 2 K: 2 BB: 2 S: 18 P: 33	R: 2 H: 2 E: 0 LOB: 0 K: 2 BB: 0 S: 15 P: 23	R: 5 H: 2 E: 0 LOB: 0 K: 2 BB: 3 S: 16 P: 32	R: 0 H: 0 E: 0 LOB: 1 K: 1 BB: 1 S: 11 P: 21	R: 0 H: 0 E: 0 LOB: 0 K: 1 BB: 0 S: 8 P: 9	R: 0 H: 0 E: 0 LOB: 0 K: 2 BB: 0 S: 9 P: 13	1B: 7 SF: 0 2B: 1 SAC: 0 3B: 0 DP: 1 HR: 3 HBP: 0					WP: 2 PA: 46 PB: 0 SB: 1 CS: 0	

TOP

AB	38
R	12
H	11
RBI	9
BB	8
SO	11
LOB	17

PITCHER		IP	WLS	BF	H	R	ER	SO	BB	IBB	HBP	BLK	WP	HR	S	P	ERA	WHIP
Tomo Ohka, R ERA: 4.09	(1, 1)	4.0		24	8	6	4	3	4	0	0	0	0	1	59	106	9.00	3.000
Justin Lehr, R ERA: 1.59	(5, 1)	1.0	L	4	1	1	1	2	0	0	0	0	0	1	9	15	9.00	1.000
Jorge De La Rosa, L ERA: 9.45	(6, 1)	0.2		5	1	3	3	2	2	0	0	0	1	0	11	22	40.50	4.500
Mike Adams, R ERA: 11.57	(6, 1)	1.1		7	1	2	2	1	2	0	0	0	0	1	16	31	13.50	2.250
Chris Demaria, R ERA: 6.0	(8, 1)	2.0		6	0	0	0	3	0	0	0	0	0	0	17	22	0.00	0.000

PITCHER	IP	WLS	BF	H	R	ER	SO	BB	IBB	HBP	BLK	WP	HR	S	P	ERA	WHIP

Batter	1	2	3	4	5	6	7	8	9	AB	R	H	RBI	BB	SO	LOB
Brady Clark, R (1, 8) OBP: 0.333, SLG: 0.232	L6	SF7 1-2 2-3 3-H	SF7 3-H		F7			HBP 7 1B 1B	FC4-6 1-2f	3	1	0	2	0	0	2
7 J.J. Hardy, R (1, 6) OBP: 0.309, SLG: 0.406	F7	BB BB	1B 1-2			G6-3 PB 1B		2 1B 1B 1-2 1B	F7	5	0	3	0	1	0	1
Geoff Jenkins, L (1, 9) OBP: 0.338, SLG: 0.446	BB	BB 1-2 2-3 3-H	K			1-2		F8		3	0	0	1	2	2	5
Carlos Lee, R (1, 7) OBP: 0.444, SLG: 0.767	F8	F7		F9		G6-3 2-3		2 1B 1-2 2-H 1B		5	0	1	1	0	0	5
2 Bill Hall, R (1, 5) OBP: 0.372, SLG: 0.622		23 1B 28 1B 2B	HR	G6-3		K		1-2 2-3 1B		5	2	3	1	0	1	1
23 Rickie Weeks Jr., R (1, 4) OBP: 0.367, SLG: 0.340		BB 28 1B SF7 2-3 1B	G6-3	G4-3			F9	K		5	1	1	0	0	1	3
28 Prince Fielder, L (1, 3) OBP: 0.439, SLG: 0.533		E BB BB 1-2 3-H 1B	2B 1B 1B		G3-1		G4-6-3 1B	K		5	2	3	1	0	1	3
Damian Miller, R (1, 2) OBP: 0.356, SLG: 0.395		BB E 1-2 2-3 BB	1B SF7 1-3 2B		2B		G4-6-3 1-2f		P3	3	1	2	0	1	0	1
Chris Demaria, S (8, 1)										0	0	0	0	0	0	0
47 Corey Koskie, L (9, PH) OBP: 0.333, SLG: 0.341										1	0	0	0	0	0	0
Tomo Ohka, S (1, 1) OBP: 0.286, SLG: 0.429										2	0	1	1	0	1	3
Justin Lehr, R (5, 1)										0	0	0	0	0	0	0
18 Gabe Gross, L (5, PH) OBP: 0.500, SLG: 1.067										1	0	0	0	0	1	1
Jorge De La Rosa, L (6, 1)										0	0	0	0	0	0	0
Mike Adams, R (6, 1)										0	0	0	0	0	0	0
Chad Moeller, R (8, 2) OBP: 0.429, SLG: 0.500		K	7 1B 2-3 3-H 1B		K			HR	FC4-6 1B	2	1	2	1	0	0	0
Inning Stats	R: 0 E: 0 K: 0 S: 16 H: 0 LOB: 1 BB: 1 P: 24	R: 3 E: 1 K: 1 S: 23 H: 3 LOB: 3 BB: 3 P: 39	R: 3 E: 0 K: 1 S: 15 H: 5 LOB: 2 BB: 0 P: 23	R: 0 E: 0 K: 0 S: 8 H: 0 LOB: 0 BB: 0 P: 15	R: 0 E: 0 K: 1 S: 12 H: 1 LOB: 1 BB: 0 P: 21	R: 0 E: 0 K: 2 S: 12 H: 1 LOB: 1 BB: 0 P: 18	R: 0 E: 0 K: 0 S: 7 H: 1 LOB: 0 BB: 0 P: 12	R: 2 E: 0 K: 2 S: 15 H: 4 LOB: 3 BB: 0 P: 22	R: 0 E: 0 K: 0 S: 12 H: 1 LOB: 1 BB: 0 P: 17	1B: 11 2B: 3 3B: 0 HR: 2 SF: 2 SAC: 0 DP: 1 HBP: 1						

PITCHER		IP	WLS	BF	H	R	ER	SO	BB	IBB	HBP	BLK	WP	HR	S	P	ERA	WHIP
Dave Williams, L ERA: 10.5	(1, 1)	3.0		21	8	6	6	2	4	0	0	0	0	1	54	86	18.00	4.000
31 Matt Belisle, R ERA: 5.06	(4, 1)	4.0	W	17	5	2	2	3	0	0	1	0	0	1	42	71	4.50	1.250
37 Brian Shackelford, L ERA:	(8, 1)	0.1		1	0	0	0	0	0	0	0	0	0	0	2	3	0.00	0.000
56 Todd Coffey, R ERA: 0.96	(8, 1)	1.2		8	3	0	0	2	0	0	0	0	0	0	22	31	0.00	1.800

PITCHER	IP	WLS	BF	H	R	ER	SO	BB	IBB	HBP	BLK	WP	HR	S	P	ERA	WHIP

BOTTOM

Cincinnati Reds @ Milwaukee Brewers

Miller Park, Milwaukee, WI

Thu Apr 20 2006, 7:05 PM CDT
Att. 15,347 - Clear - 66 F

livebaseballscorecards.com

AB	40
R	8
H	16
RBI	8
BB	4
SO	7
LOB	25

WP: 0 PA: 47
PB: 1
SB: 0
CS: 0

Batter	1	2	3	4	5	6	7	8	9	AB	R	H	RBI	BB	SO	LOB
6 Ryan Freel, R (1, 8) OBP: 0.478, SLG: 0.412	B C C B S 2-3 ① K		B X 1-0 ③ F9		C B B C F X 2-2 1B 2-H 1B		F B X 1-1 ③ F9			4	0	1	1	0	1	0
Felipe Lopez, S (1, 6) OBP: 0.382, SLG: 0.493	C B X 1-1 ② G6-3			C C S 0-3 K G3-1 S 1B	1 SAFE 1 SAFE 1 SAFE X 0-0 1-3 1B			X 0-0 F9 1B 2B		4	2	2	0	0	1	0
Adam Dunn, L (1, 7) OBP: 0.421, SLG: 0.702	S S S 0-3 ③ K			1 SAFE B F X 1-1 ① G3-1 1-3	B C F S 1-3 ③ K			B B C B S B 4-2 1B BB		3	0	0	0	1	2	3
Rich Aurilia, R (1, 5) OBP: 0.304, SLG: 0.500		C B C B B F F C 3-3 ① K		B F X 1-1 1B 3-H		C X 0-1 ① F8		F X 0-1 ① F9 2-3		4	0	1	1	0	1	2
Scott Hatteberg, L (1, 3) OBP: 0.460, SLG: 0.462		C C X 0-2 ② G6-3		X 0-0 ② F7		T X 0-1 2B		B B 1 SAFE X 2-0 G4-6-3 1-2 1B 3-H		4	0	2	1	0	0	1
Quinton McCracken, S (1, 9) OBP: 0.222, SLG: 0.667		X 0-0 2B		C X 0-1 ③ G3		B B B C F S 3-3 ② K		B B X 2-0 ②③ G4-6-3 1-2f		4	0	1	0	0	1	4
4 Brandon Phillips, R (1, 4) OBP: 0.353, SLG: 0.647		B C S S 1-3 ③ K			S F F X 0-2 6 1B 2B	B F X 1-1 ③ G6-3			X 0-0 ① G2-3	4	1	1	0	0	1	2
26 David Ross, R (1, 2) OBP: 0.333, SLG: 0.565			C S B B X 2-2 ① F9		C C F B S 1-3 ① K		X 0-0 ① G5-3		C X 0-1 ② G5-3	4	0	0	0	0	1	1
61 Bronson Arroyo, R (1, 1) OBP: 0.300, SLG: 0.889 Javier Valentin, S (9, PH) OBP: 0.256, SLG: 0.317 25 David Weathers, R (9, 1)			B F C E C 1-3 ② K		M B C S 1-3 ② K		C B F X 1-2 ② G4-3		C X 0-1 ③ P5	3 1 0	0 0 0	0 0 0	0 0 0	0 0 0	2 0 0	1 0 0
Inning Stats	R: 0 E: 0 K: 2 S: 8 H: 0 LOB: 0 BB: 0 P: 11	R: 0 E: 0 K: 2 S: 12 H: 1 LOB: 1 BB: 0 P: 16	R: 0 E: 0 K: 1 S: 8 H: 0 LOB: 0 BB: 0 P: 12	R: 1 E: 0 K: 1 S: 10 H: 1 LOB: 1 BB: 0 P: 12	R: 1 E: 0 K: 3 S: 19 H: 3 LOB: 2 BB: 0 P: 24	R: 0 E: 0 K: 1 S: 10 H: 1 LOB: 1 BB: 0 P: 14	R: 0 E: 0 K: 0 S: 6 H: 0 LOB: 0 BB: 0 P: 8	R: 1 E: 0 K: 0 S: 7 H: 2 LOB: 1 BB: 1 P: 15	R: 0 E: 0 K: 0 S: 5 H: 0 LOB: 0 BB: 0 P: 5	1B: 4 2B: 4 3B: 0 HR: 0 SF: 0 SAC: 0 DP: 1 HBP: 0						

TOP

Cincinnati Reds @ Milwaukee Brewers

Miller Park, Milwaukee, WI

Fri Apr 21 2006, 7:05 PM CDT

Att. 29,825 - Partly Cloudy - 64 F

livebaseballscorecards.com

AB	35
R	3
H	8
RBI	3
BB	1
SO	10
LOB	14

PITCHER		IP	WLS	BF	H	R	ER	SO	BB	IBB	HBP	BLK	WP	HR	S	P	ERA	WHIP
15 Ben Sheets, R ERA: 4.5	(1, 1)	7.0	L	28	6	2	2	10	0	0	0	0	1	0	73	97	2.57	0.857
52 Jose Capellan, R ERA: 5.79	(8, 1)	2.0		8	2	1	1	0	1	0	0	0	0	0	12	20	4.50	1.500

PITCHER	IP	WLS	BF	H	R	ER	SO	BB	IBB	HBP	BLK	WP	HR	S	P	ERA	WHIP

BOTTOM

Cincinnati Reds @ Milwaukee Brewers

Miller Park, Milwaukee, WI

Fri Apr 21 2006, 7:05 PM CDT
Att. 29,825 - Partly Cloudy - 64 F

Batter	1	2	3	4	5	6	7	8	9	AB	R	H	RBI	BB	SO	LOB
18 Gabe Gross, L (1, 8) OBP: 0.500, SLG: 1.105	X 0-0 HR		C B B C B X 3-2 ① G4-3			X 0-0 G3 7 G6-3 1B		X 0-0 ① F7		4	1	2	1	0	0	0
7 J.J. Hardy, R (1, 6) OBP: 0.292, SLG: 0.382	B C X 1-1 ① P2		C B B X 2-1 ② G6-3			B F B 1 SAFE X 2-1 ① G6-3 1-2		C S B B X 2-2 ② P6		4	0	0	0	0	0	1
Geoff Jenkins, L (1, 9) OBP: 0.333, SLG: 0.449	X 0-0 ② G3		F B C S 1-3 ③ K			C B X 1-1 ② G3 2-3		C B F X 1-2 2B		4	0	1	0	0	1	1
Carlos Lee, R (1, 7) OBP: 0.461, SLG: 0.758	B C C F F X 1-2 1B			C C X 0-2 ① F9		B B S C B B 4-2 BB		C B D B C B 4-2 BB		2	0	1	0	2	0	0
28 Prince Fielder, L (1, 3) OBP: 0.414, SLG: 0.500	C F B X 1-2 ③ G4-1			X 0-0 ② P5		C C B T 1-2 ③ K		B C X 1-1 ③ G3		4	0	0	0	0	1	5
2 Bill Hall, R (1, 4) OBP: 0.340, SLG: 0.561		B C B C S 2-3 ① K		S C B B B S 2-3 ③ K			C S S 0-3 ① K		B B C S T B S 3-3 ① K	4	0	0	0	0	4	0
47 Corey Koskie, L (1, 5) OBP: 0.347, SLG: 0.378		C X 0-1 1B			B B C C X 2-2 ① G5-3		F B B C X 2-2 2B		B X 1-0 ② F7	4	0	2	0	0	0	0
Chad Moeller, R (1, 2) OBP: 0.360, SLG: 0.409		B S B X 2-1 ② F9			S S S 0-3 ② K		C X 0-1 ② L9		F B B B B C S 3-3 ③ K	4	0	0	0	0	2	2
15 Ben Sheets, R (1, 1) Jeff Cirillo, R (7, PH) OBP: 0.333, SLG: 0.333 52 Jose Capellan, R (8, 1)		B C C S 1-3 ③ K			S X 0-1 ③ G6-3		B C C S 1-3 ③ K			2 1 0	0 0 0	0 0 0	0 0 0	0 0 0	1 1 0	1 1 0
Inning Stats	R: 1 H: 2 E: 0 LOB: 1 K: 0 BB: 0 S: 12 P: 15	R: 0 H: 1 E: 0 LOB: 1 K: 2 BB: 0 S: 10 P: 15	R: 0 H: 0 E: 0 LOB: 0 K: 1 BB: 0 S: 8 P: 14	R: 0 H: 0 E: 0 LOB: 0 K: 1 BB: 0 S: 7 P: 9	R: 0 H: 0 E: 0 LOB: 0 K: 1 BB: 0 S: 8 P: 10	R: 0 H: 1 E: 0 LOB: 2 K: 1 BB: 1 S: 10 P: 18	R: 0 H: 1 E: 0 LOB: 1 K: 2 BB: 0 S: 11 P: 14	R: 0 H: 1 E: 0 LOB: 2 K: 0 BB: 1 S: 11 P: 19	R: 0 H: 0 E: 0 LOB: 0 K: 2 BB: 0 S: 8 P: 15	1B: 3 2B: 2 3B: 0 HR: 1	SF: 0 SAC: 0 DP: 0 HBP: 0					

PITCHER	IP	WLS	BF	H	R	ER	SO	BB	IBB	HBP	BLK	WP	HR	S	P	ERA	WHIP
61 Bronson Arroyo, R (1, 1) ERA: 3.04	8.0	W	32	6	1	1	8	2	0	0	0	0	1	77	114	1.12	1.000
25 David Weathers, R (9, 1) ERA: 3.52	1.0	S	3	0	0	0	2	0	0	0	0	0	0	8	15	0.00	0.000

PITCHER	IP	WLS	BF	H	R	ER	SO	BB	IBB	HBP	BLK	WP	HR	S	P	ERA	WHIP

AB	33
R	1
H	6
RBI	1
BB	2
SO	10
LOB	11

WP: 0 PA: 35
PB: 0
SB: 0
CS: 0

livebaseballscorecards.com

Batter	1	2	3	4	5	6	7	8	9	AB	R	H	RBI	BB	SO	LOB
6 Ryan Freel, R (1, 8) OBP: 0.465, SLG: 0.389	B B B B 4-0 CS WP BB		C C B B S 2-3 ③ K			C B X 1-1 ② G3-1			X 0-0 ① G5-3	3	0	0	0	1	1	0
Felipe Lopez, S (1, 6) OBP: 0.363, SLG: 0.465	C C B C 1-3 ① K 1-2			B C B F S 2-3 ① K		B B B C S C 3-3 ③ K			B F F B X 2-2 ② G4-3	4	0	0	0	0	3	1
Adam Dunn, L (1, 7) OBP: 0.405, SLG: 0.667 Kent Mercker, L (7, 1) 37 Brian Shackelford, L (8, 1) Javier Valentin, S (9, PH) OBP: 0.273, SLG: 0.333	B B F C S 2-3 ② ③ K 2-3			C B B F C 2-3 ② K			B B F F X 2-2 ① G6-3		S F B B X 2-2 2B 1B	3 0 0 1	0 0 0 0	0 0 0 1	0 0 0 0	0 0 0 0	2 0 0 0	1 0 0 0
Austin Kearns, R (1, 9) OBP: 0.338, SLG: 0.614		F F X 0-2 ① F9		C F S 0-3 ③ K			X 0-0 ② G5-3		S S B X 1-2 1-3 2B	4	0	1	0	0	1	0
Scott Hatteberg, L (1, 3) OBP: 0.463, SLG: 0.476		B C B B B 4-1 BB			C C F X 0-2 2B		B F X 1-1 ③ G3-1		B B X 2-0 ③ P6	3	0	1	0	1	0	2
12 Edwin Encarnación, R (1, 5) OBP: 0.394, SLG: 0.545		X 0-0 ② P5			B B B C X 3-1 ① G6-3			B B X 2-0 ① P6		3	0	0	0	0	0	2
4 Brandon Phillips, R (1, 4) OBP: 0.351, SLG: 0.622		C F S 0-3 ③ K			S B S X 1-2 ② G5-3			B B X 2-0 1B		3	0	1	0	0	1	2
Jason LaRue, R (1, 2) OBP: 0.286, SLG: 0.167			B X 1-0 ① L9		X 0-0 ③ G3			B S C X 1-2 ② F9		3	0	0	0	0	0	2
Brandon Claussen, R (1, 1) Chris Hammond, L (4, 1) Tony Womack, L (6, PH) OBP: 0.364, SLG: 0.333 Rick White, R (6, 1) Quinton McCracken, S (7, 7) OBP: 0.200, SLG: 0.600			C B F S 1-3 ② K			B C B X 2-1 ① G4-3		B X 1-0 ③ L9		1 0 1 0 1	0 0 0 0 0	0 0 0 0 0	0 0 0 0 0	1 0 0 0 0	0 0 0 0 0	0 0 0 0 1
Inning Stats	R: 0 H: 0 E: 0 LOB: 0 K: 2 BB: 1 S: 6 P: 13	R: 0 H: 0 E: 0 LOB: 1 K: 1 BB: 1 S: 8 P: 12	R: 0 H: 0 E: 0 LOB: 0 K: 2 BB: 0 S: 7 P: 11	R: 0 H: 0 E: 0 LOB: 0 K: 3 BB: 0 S: 9 P: 13	R: 0 H: 1 E: 0 LOB: 1 K: 0 BB: 0 S: 10 P: 14	R: 0 H: 0 E: 0 LOB: 0 K: 1 BB: 0 S: 7 P: 13	R: 0 H: 0 E: 0 LOB: 0 K: 0 BB: 0 S: 6 P: 9	R: 0 H: 1 E: 0 LOB: 1 K: 0 BB: 0 S: 6 P: 12	R: 0 H: 2 E: 0 LOB: 2 K: 0 BB: 0 S: 11 P: 18	1B: 2 SF: 0 2B: 2 SAC: 0 3B: 0 DP: 0 HR: 0 HBP: 0						

PITCHER		IP	WLS	BF	H	R	ER	SO	BB	IBB	HBP	BLK	WP	HR	S	P	ERA	WHIP
31 Dave Bush, R ERA: 3.54	(1, 1)	9.0	W	32	4	0	0	9	2	0	0	0	1	0	70	115	0.00	0.667

PITCHER		IP	WLS	BF	H	R	ER	SO	BB	IBB	HBP	BLK	WP	HR	S	P	ERA	WHIP

TOP

Cincinnati Reds @ Milwaukee Brewers

Miller Park, Milwaukee, WI

Sat Apr 22 2006, 1:05 PM CDT
Att. 35,768 - Roof Closed - 61 F

livebaseballscorecards.com

AB	30
R	0
H	4
RBI	0
BB	2
SO	9
LOB	11

WP: 1 PA: 32
PB: 0
SB: 0
CS: 1

Batter	1	2	3	4	5	6	7	8	9	AB	R	H	RBI	BB	SO	LOB
Brady Clark, R (1, 8) (8, 9) OBP: 0.324, SLG: 0.279	C B F X 1-2 G3-1 ①	C C X 0-2 G5-3 ③		C S B X 1-2 1-H HR	C B C F F B F X 2-2 P4 ③		C C X 0-2 G6-3 ③			5	1	1	2	0	0	4
7 J.J. Hardy, R (1, 6) OBP: 0.299, SLG: 0.425	C B B X 2-1 P5 ②		C B B B C C 3-3 K ①	B F C X 1-2 HR		B X 1-0 P4 ①		B B C X 2-1 1B		5	1	2	1	0	1	0
Geoff Jenkins, L (1, 9) OBP: 0.317, SLG: 0.425 Jeff Cirillo, R (8, 5) OBP: 0.313, SLG: 0.313	B B F B B X 3-1 F7 ③		S F F B B F B S 3-3 K ②	S C S 0-3 K ①		B X 1-0 G3 ②		B X 1-0 F9 ①		4 1	0 0	0 0	0 0	0 0	2 0	0 1
Carlos Lee, R (1, 7) OBP: 0.450, SLG: 0.723 18 Gabe Gross, L (7, 7) OBP: 0.478, SLG: 1.050		B B F B X 3-1 F9 ①	B S B B C S 4-2 BB	C B F S 1-3 K ②		C B C F X 1-2 L4 ③		D B X 2-0 F8 ②		3 1	0 0	0 0	0 0	1 0	1 0	0 1
28 Prince Fielder, L (1, 3) OBP: 0.427, SLG: 0.559		B C B F B X 3-2 23 BB 2B 2B	C F C 0-3 K ③	B X 1-0 HR			B B B B 4-0 2 1B 2 BLK 23 SF7 BB	C F B B F S 2-3 K ③		4	3	2	1	1	2	2
2 Bill Hall, R (1, 5) OBP: 0.373, SLG: 0.636 (8, 8)	C B B B B 4-1 23 BB 2B BB			C F X 0-1 HR 2-2 F8 ③			B C F F F X 1-2 2B 1-3 1B			3	2	2	1	1	0	0
23 Rickie Weeks Jr., R (1, 4) OBP: 0.375, SLG: 0.345	B B S C B B 4-2 2B 1-2 2-3 BB			F X 0-1 HR 1B	S B F C 1-3 K ①		B B C S X 2-2 SF7 ① 3-H			2	2	1	1	1	1	0
Damian Miller, R (1, 2) OBP: 0.408, SLG: 0.595	F B B X 2-1 31 G1 1-H 2-H 3-H 2B			B F C B X 2-2 1-H HR	B F B X 2-1 2B		B B X 2-0 1-3 2B			4	1	4	5	0	0	0
31 Dave Bush, R (1, 1) OBP: 0.200, SLG: 0.200	C X 0-1 G1 ② 2-3			B X 1-0 HR 1B	C B S S 1-3 K ②		S B X 1-1 G6-3 ②			4	1	1	0	0	1	4
Inning Stats	R: 0 E: 0 K: 0 S: 7 H: 0 LOB: 0 BB: 0 P: 13	R: 3 E: 0 K: 0 S: 15 H: 2 LOB: 1 BB: 2 P: 31	R: 0 E: 0 K: 3 S: 13 H: 0 LOB: 1 BB: 1 P: 23	R: 7 E: 0 K: 2 S: 24 H: 7 LOB: 0 BB: 0 P: 33	R: 0 E: 0 K: 2 S: 14 H: 1 LOB: 1 BB: 0 P: 20	R: 0 E: 0 K: 0 S: 6 H: 0 LOB: 0 BB: 0 P: 9	R: 1 E: 0 K: 0 S: 14 H: 2 LOB: 2 BB: 1 P: 24	R: 0 E: 0 K: 1 S: 9 H: 1 LOB: 1 BB: 0 P: 16		1B: 4 2B: 4 3B: 0 HR: 5	SF: 1 SAC: 0 DP: 0 HBP: 0					

PITCHER		IP	WLS	BF	H	R	ER	SO	BB	IBB	HBP	BLK	WP	HR	S	P	ERA	WHIP
Brandon Claussen, L ERA: 6.75	(1, 1)	3.0	L	20	8	9	9	3	3	0	0	0	0	4	49	86	27.00	3.667
Chris Hammond, L ERA: 16.2	(4, 1)	2.0		8	2	1	1	4	0	0	0	0	0	1	24	34	4.50	1.000
Rick White, R ERA: 5.06	(6, 1)	1.0		3	0	0	0	0	0	0	0	0	0	0	6	9	0.00	0.000
Kent Mercker, L ERA: 4.15	(7, 1)	1.0		6	2	1	1	0	1	0	0	1	0	0	14	24	9.00	3.000
37 Brian Shackelford, L ERA:	(8, 1)	1.0		4	1	0	0	1	0	0	0	0	0	0	9	16	0.00	1.000

PITCHER	IP	WLS	BF	H	R	ER	SO	BB	IBB	HBP	BLK	WP	HR	S	P	ERA	WHIP

BOTTOM

Cincinnati Reds @ Milwaukee Brewers

Miller Park, Milwaukee, WI

Sat Apr 22 2006, 1:05 PM CDT
Att. 35,768 - Roof Closed - 61 F

livebaseballscorecards.com

AB	36
R	11
H	13
RBI	11
BB	4
SO	8
LOB	12

Cincinnati Reds @ Milwaukee Brewers

Miller Park, Milwaukee, WI

Sun Apr 23 2006, 1:05 PM CDT
Att. 29,174 - Roof Closed - 63 F

livebaseballscorecards.com

Batter	1	2	3	4	5	6	7	8	9	AB	R	H	RBI	BB	SO	LOB
Quinton McCracken, S (1, 8) OBP: 0.267, SLG: 0.462	C B B F B F C 3-3 ① K		B C C S 1-3 ① K	X 0-0 ① SH1-4 1-2 2-3		B S 2-1 ① F8 4-7 BB		B B B 4-0 FC6 BB		3	0	0	0	2	2	0
Felipe Lopez, S (1, 6) OBP: 0.360, SLG: 0.447	S C X 0-2 ② F8		C B B B B 4-1 BB BB BB BB	B X 1-0 ② G1-3		B C 1-1 WP 1B HBP 1B C S X 1-2 ③ P6		C X 0-1 ③ FC6 1-2f		5	2	1	0	1	0	6
Rich Aurilia, R (1, 3) OBP: 0.323, SLG: 0.482	B S B B B 4-1 BB 1B BB		B F O B B 4-1 BB BB 1-2 BB	B X 1-0 ③ L8		1 SAFE B X 1-0 HBP WP 12 2B 1-2 1B	C B B F X 2-2 ① P5		X 0-0 E6 12 FC6-4 4 HR 1B	4	3	1	0	2	0	2
Adam Dunn, L (1, 7) OBP: 0.435, SLG: 0.661	B B C B F B 4-2 1B 1-2 BB		B B B B 4-0 BB 1-2 2-3 BB		C F B S 1-3 ① K	S B B I I 4-1 HBP 12 2B 1-2 2-3 IBB	B S B B B 4-1 4 FC5 HBP BB		C B B S B X 3-2 12 FC6-4 1-2 1B	2	1	1	0	4	1	0
Austin Kearns, R (1, 9) OBP: 0.375, SLG: 0.611	B C S B X 2-2 ③ 1-3 2-H 1B		B B B C F B F F B 4-2 1-2 2-3 3-H BB		B F C B B F B 4-2 12 S 4 E BB	3 SAFE H 1-0 12 2B 1-2 2-3 3-H HBP	C D F F F H 2-2 4 FC5 1-2 HBP		B F F B F B S 3-3 ① K	2	2	1	3	2	1	2
12 Edwin Encarnación, R (1, 5) OBP: 0.389, SLG: 0.533		C S B B F X 2-2 ① G6-3	X 0-0 ② L6		F C B B F F B B 4-2 4 FC5-4 1-2 BB	D C C X 1-2 4 2B 1-H 2-H 3-H 2B	B S X 1-1 ② F8		C S D X 1-2 ② FC6-4 4 HR 1-2f 2-3	5	2	1	3	1	0	7
4 Brandon Phillips, R (1, 4) OBP: 0.372, SLG: 0.698	L S B B X 2-2 FC6-4 1B	C X 0-1 ③ G6-3			S X 0-1 ② FC5-4 2B 1-2f 2-H	X 0-0 39 SH3-4 2B 2-H	C S X 0-2 ③ FC5 1-2 2-3f		B X 1-0 HR 1-H 3-H	6	1	3	4	0	0	6
Jason LaRue, R (1, 2) OBP: 0.385, SLG: 0.300	C 1 SAFE B X 1-1 ② FC6-4 1-2f		B C B F B B 4-2 SH1-4 39 E BB	C B 1 SAFE F 1 SAFE X 1-2 1-3 2B	H 1-0 39 SH3-4 HBP		B X 1-0 ① F9	F B B B X 3-1 ③ G6-3		4	0	1	0	1	0	1
39 Aaron Harang, R (1, 1) OBP: 0.083, SLG: 0.083		F S S 0-3 ③ K2-3	M X 0-1 FC1 SH1-4 1-2	B X 1-0 ③ G3	B X 1-0 ② SH3-4 1-2 2-3		F F B F B B F S 3-3 ② K			4	0	0	0	0	2	4

Inning Stats																																			
	R: 1	H: 1		R: 0	H: 1		R: 1	H: 0		R: 0	H: 0		R: 1	H: 1		R: 5	H: 4		R: 0	H: 0		R: 0	H: 0		R: 3	H: 2		1B: 5	SF: 0		WP: 1	PA: 53				
	E: 0	LOB: 2		E: 0	LOB: 1		E: 0	LOB: 3		E: 1	LOB: 2		E: 1	LOB: 2		E: 0	LOB: 3		E: 0	LOB: 2		E: 0	LOB: 1		E: 1	LOB: 0		2B: 3	SAC: 2		PB: 0					
	K: 1	BB: 2		K: 1	BB: 0		K: 1	BB: 4		K: 0	BB: 1		K: 1	BB: 2		K: 0	BB: 2		K: 0	BB: 1		K: 1	BB: 1		K: 1	BB: 0		3B: 0	SAC: 2		SB: 1					
	S: 13	P: 26		S: 12	P: 17		S: 13	P: 30		S: 7	P: 13		S: 16	P: 27		S: 16	P: 33		S: 14	P: 23		S: 8	P: 16		S: 14	P: 25		HR: 1	HBP: 3		CS: 0					

PITCHER		IP	WLS	BF	H	R	ER	SO	BB	IBB	HBP	BLK	WP	HR	S	P	ERA	WHIP
Doug Davis, L ERA: 7.66	(1, 1)	5.0	L	27	3	3	3	4	9	0	0	0	0	0	61	113	5.40	2.400
Justin Lehr, R ERA: 9.0	(6, 1)	0.1		7	4	5	5	0	0	1	1	0	1	0	10	20	135.00	12.000
Chris Demaria, R ERA: 3.86	(6, 1)	1.2		9	0	0	0	0	2	0	2	0	0	0	20	36	0.00	1.200
Dan Kolb, R ERA:	(8, 1)	1.0		4	0	0	0	1	1	0	0	0	0	0	8	16	0.00	1.000
Derrick Turnbow, R ERA:	(9, 1)	1.0		6	2	3	0	1	0	0	0	0	0	1	14	25	0.00	2.000

PITCHER	IP	WLS	BF	H	R	ER	SO	BB	IBB	HBP	BLK	WP	HR	S	P	ERA	WHIP

TOP	
AB	35
R	11
H	9
RBI	10
BB	13
SO	6
LOB	28

Cincinnati Reds @ Milwaukee Brewers

Miller Park, Milwaukee, WI

Sun Apr 23 2006, 1:05 PM CDT
Att. 29,174 - Roof Closed - 63 F

livebaseballscorecards.com

BOTTOM

Batter	1	2	3	4	5	6	7	8	9	AB	R	H	RBI	BB	SO	LOB
Brady Clark, R (1, 8) OBP: 0.321, SLG: 0.266	X 0-0 ① P3		C T F B S 1-3 ① K			C B B B B 4-1 G6-3 BB		B S C S 1-3 ③ K		3	0	0	0	1	2	1
2 Bill Hall, R (1, 6) OBP: 0.345, SLG: 0.583	C B X 1-1 ② F8		M B B X 2-1 ② G5-3			B B C C B F F X 3-2 ① F8			C X 0-1 ① G6-3	4	0	0	0	0	0	1
Geoff Jenkins, L (1, 9) OBP: 0.314, SLG: 0.429	C T B B X 2-2 ③ G5-3		X 0-0 ③ G4-3			X 0-0 ② ③ G6-3 1-2f			B C C B X 2-2 2B	4	0	1	0	0	0	1
Carlos Lee, R (1, 7) OBP: 0.440, SLG: 0.696		X 0-0 47 2B 1B		B X 1-0 ① G5-3			C B S B C 2-3 ① K		B F X 1-1 ② F8	4	0	1	0	0	1	1
28 Prince Fielder, L (1, 3) OBP: 0.405, SLG: 0.528		B 1 SAFE C 1 X 1-1 ① F7		B X 1-0 ② F7			B B C B C C 3-3 ② K		F F D F X 1-2 ③ G4-3	4	0	0	0	0	1	2
23 Rickie Weks Jr., R (1, 4) OBP: 0.358, SLG: 0.328		D D 1 SAFE S B X 3-1 ② L4		C B S F B X 2-2 ③ G5-3			C S X 0-2 ③ G1-3			3	0	0	0	0	0	1
47 Corey Koskie, L (1, 5) OBP: 0.365, SLG: 0.417		C B F B F 1 SAFE F 1 B 3-2 X 1-3 2B			X 0-0 ① B1-3			C B F F X 1-2 G6-4-3 1B		3	0	2	0	0	0	0
Damian Miller, R (1, 2) OBP: 0.404, SLG: 0.568		I I I I 4-0 IBB			C B B F B X 3-2 ② G5-3			B S X 1-1 ① ② G6-4-3 1-2f		2	0	0	0	1	0	1
Doug Davis, R (1, 1) 7 J.J. Hardy, R (5, PH) OBP: 0.255, SLG: 0.419 Justin Lehr, R (6, 1) Chris Demaria, S (6, 1) Dan Kolb, R (8, 1) 18 Gabe Gross, L (8, PH) OBP: 0.500, SLG: 1.048 Derrick Turnbow, R (9, 1)		C X 0-1 ③ L4			C B X 1-1 ③ G5-3			C B X 1-1 1B		1 1 0 0 0 1 0	0 0 0 0 0 0 0	0 0 0 0 0 1 0	0 0 0 0 0 0 0	0 0 0 0 0 0 0	0 0 0 0 0 0 0	3 0 0 0 0 0 0
Inning Stats	R: 0 E: 0 K: 0 S: 6 H: 0 LOB: 0 BB: 0 P: 9	R: 0 E: 0 K: 0 S: 12 H: 2 LOB: 3 BB: 1 P: 23	R: 0 E: 0 K: 1 S: 7 H: 0 LOB: 0 BB: 0 P: 10	R: 0 E: 0 K: 0 S: 6 H: 0 LOB: 0 BB: 0 P: 10	R: 0 E: 0 K: 0 S: 6 H: 0 LOB: 0 BB: 0 P: 10	R: 0 E: 0 K: 0 S: 7 H: 0 LOB: 0 BB: 1 P: 14	R: 0 E: 0 K: 2 S: 9 H: 0 LOB: 0 BB: 0 P: 14	R: 0 E: 0 K: 1 S: 11 H: 2 LOB: 1 BB: 0 P: 15	R: 0 E: 0 K: 0 S: 11 H: 1 LOB: 1 BB: 0 P: 15	1B: 3 2B: 2 3B: 0 HR: 0		SF: 0 SAC: 0 DP: 2 HBP: 0		WP: 0 PB: 0 SB: 0 CS: 0	PA: 32	

	AB	30
	R	0
	H	5
	RBI	0
	BB	2
	SO	4
	LOB	11

PITCHER		IP	WLS	BF	H	R	ER	SO	BB	IBB	HBP	BLK	WP	HR	S	P	ERA	WHIP
39 Aaron Harang, R ERA: 4.55	(1, 1)	9.0	W	32	5	0	0	4	1	1	0	0	0	0	75	120	0.00	0.667

PITCHER		IP	WLS	BF	H	R	ER	SO	BB	IBB	HBP	BLK	WP	HR	S	P	ERA	WHIP

Batter	1	2	3	4	5	6	7	8	9	AB	R	H	RBI	BB	SO	LOB
6 Ryan Freel, R (1, 8) OBP: 0.467, SLG: 0.386	B B C B C X 3-2 2B E 1B	C B B B B 4-1 1B BB		B F B X 2-1 ③ F9			B F X 1-1 ② F9			3	1	1	0	1	0	2
Felipe Lopez, S (1, 6) OBP: 0.367, SLG: 0.463	1 SAFE C B 1 X 1 SAFE 1-1 E9 1-H G3 2B	B F B B X 3-1 G4-6-3 1-3 3-H 1B			B C L F C 1-3 ① K		B C F B X 2-2 ③ F7			4	1	2	1	0	1	1
Adam Dunn, L (1, 7) OBP: 0.416, SLG: 0.621	C F B X 1-2 ① G3 3-H	B B X 2-0 ② ③ G4-6-3 1-2f			B C B X 2-1 ② F8			C B C F S 1-3 ① K		4	0	0	1	0	1	2
Austin Kearns, R (1, 9) OBP: 0.369, SLG: 0.592	B B B C X 3-1 12 2B 1B		B C B B C S 3-3 ① K		B B C S B S 3-3 ③ K			B T B X 2-1 ② F9		4	1	1	0	0	2	0
Scott Hatteberg, L (1, 3) OBP: 0.431, SLG: 0.435	C B S B X 2-2 ② P5		B C B B X 2-1 ② P3			B X 1-1 ① F7		X 0-0 ③ G3		4	0	0	0	0	0	1
12 Edwin Encarnación, R (1, 5) OBP: 0.382, SLG: 0.531 25 David Weathers, R (9, 1)	B B F C B F F X 3-2 1-H 2B		B X 1-0 ③ G5-3			B C B C B F X 3-2 ② L4			B C S B F X 2-2 ① F8	4 0	0 0	1 0	1 0	0 0	0 0	0 0
4 Brandon Phillips, R (1, 4) OBP: 0.362, SLG: 0.660	B X 1-0 ③ G3-1			B B X 2-0 ① F7		F B X 1-1 ③ G6-3			C B F F X 1-2 F8 S 1B	4	0	1	0	0	0	1
Javier Valentin, S (1, 2) OBP: 0.292, SLG: 0.391		C X 0-1 1B 3B		X 0-0 54 FC1-6 1B			C B F X 1-2 ① F9		1 SAFE C 1 SAFE S F X 0-2 ② F8 1-3	4	1	2	0	0	0	1
54 Elizardo Ramirez, S (1, 1) OBP: 0.333, SLG: 0.333 37 Brian Shackelford, L (8, 1) 56 Todd Coffey, R (8, 1) Rich Aurilia, R (9, PH) OBP: 0.317, SLG: 0.474 (9, 5)		F X 0-1 ① G3		B X 1-0 ② FC1-6 1-2f			B B B C T X 3-2 1B		B B C F B X 3-2 ③ F9	3 0 0 1	0 0 0 0	1 0 0 0	0 0 0 0	0 0 0 0	0 0 0 0	2 0 0 1
Inning Stats	R: 3 E: 1 K: 0 S: 19 H: 4 LOB: 1 BB: 0 P: 33	R: 1 E: 0 K: 0 S: 8 H: 2 LOB: 1 BB: 1 P: 17	R: 0 E: 0 K: 1 S: 6 H: 0 LOB: 0 BB: 0 P: 12	R: 0 E: 0 K: 0 S: 5 H: 1 LOB: 1 BB: 0 P: 10	R: 0 E: 0 K: 2 S: 9 H: 0 LOB: 0 BB: 0 P: 15	R: 0 E: 0 K: 0 S: 8 H: 0 LOB: 0 BB: 0 P: 13	R: 0 E: 0 K: 0 S: 11 H: 1 LOB: 1 BB: 0 P: 18	R: 0 E: 0 K: 1 S: 7 H: 0 LOB: 0 BB: 0 P: 10	R: 0 E: 0 K: 0 S: 15 H: 1 LOB: 1 BB: 0 P: 21	1B: 6 2B: 2 3B: 1 HR: 0 SF: 0 SAC: 0 DP: 1 HBP: 0						

TOP

Cincinnati Reds @ Washington Nationals

Robert F. Kennedy Memorial Stadium, Washington, DC

Mon Apr 24 2006, 7:05 PM EDT

Att. 19,263 - Clear - 71 F

livebaseballscorecards.com

AB	35
R	4
H	9
RBI	3
BB	1
SO	4
LOB	11

PITCHER		IP	WLS	BF	H	R	ER	SO	BB	IBB	HBP	BLK	WP	HR	S	P	ERA	WHIP
Livan Hernandez, R ERA: 6.68	(1, 1)	7.0	L	29	8	4	4	3	1	0	0	0	0	0	66	118	5.14	1.286
Joey Eischen, L ERA: 12.86	(8, 1)	1.0		3	0	0	0	1	0	0	0	0	0	0	7	10	0.00	0.000
Jon Rauch, R ERA: 1.46	(9, 1)	1.0		4	1	0	0	0	0	0	0	0	0	0	15	21	0.00	1.000

PITCHER	IP	WLS	BF	H	R	ER	SO	BB	IBB	HBP	BLK	WP	HR	S	P	ERA	WHIP

Cincinnati Reds @ Washington Nationals

Robert F. Kennedy Memorial Stadium, Washington, DC

Mon Apr 24 2006, 7:05 PM EDT

Att. 19,263 - Clear - 71 F

livebaseballscorecards.com

BOTTOM

Batter	1	2	3	4	5	6	7	8	9	AB	R	H	RBI	BB	SO	LOB
Alfonso Soriano, R (1, 7) OBP: 0.384, SLG: 0.625	1-0 F7 24 1B 1B		1-0 F8			1-1 G5-3		1-1 FC5-4 24 HBP 1B		4	1	2	0	0	0	0
Jose Vidro, S (1, 4) OBP: 0.405, SLG: 0.542	1-1 F7 1-2		2-1 F7			1-1 24 BB 1B 1B		0-1 F7		4	1	1	0	0	0	2
24 Nick Johnson, L (1, 3) OBP: 0.512, SLG: 0.687	1-2 2-H 1B			2-2 G6-3		4-2 11 FC5 1B 1-2 BB		1-2 FC5-4 1-2 HBP		2	0	1	1	1	0	0
Jose Guillen, R (1, 9) OBP: 0.365, SLG: 0.436	1-3 K			0-1 G5-3		1-0 11 E 1-2 2-H 1B		1-0 FC5-4 1-2f 2-3		4	0	1	1	0	1	3
11 Ryan Zimmerman, R (1, 5) OBP: 0.310, SLG: 0.315	2-2 P2			0-2 G6-3		0-0 FC5 1-3 2-3f		0-1 F9		4	0	0	0	0	0	5
Ryan Church, L (1, 8) OBP: 0.395, SLG: 0.781		2-1 F7			0-1 G1-3	0-0 P5			4-0 G6-3 BB	3	0	0	0	1	0	2
Royce Clayton, R (1, 6) OBP: 0.292, SLG: 0.303		0-0 F9			1-1 2B		2-3 K		1-3 K	4	0	1	0	0	2	1
Brian Schneider, L (1, 2) OBP: 0.286, SLG: 0.197		1-0 G1-3			1-2 L4		2-3 K		2-0 G6-3 1-2	4	0	0	0	0	1	2
Livan Hernandez, R (1, 1) OBP: 0.333, SLG: 0.750			0-3 K		0-1 G3		3-2 F8		2-2 F8	2	0	0	0	0	1	1
Marlon Anderson, L (7, PH) OBP: 0.250, SLG: 0.118										1	0	0	0	0	0	0
Joey Eischen, L (8, 1)										0	0	0	0	0	0	0
Jon Rauch, R (9, 1)										0	0	0	0	0	0	0
Daryle Ward, L (9, PH) OBP: 0.400, SLG: 0.923										1	0	0	0	0	0	1
Inning Stats	R: 1 E: 0 K: 1 S: 13 H: 2 LOB: 1 BB: 0 P: 19	R: 0 E: 0 K: 0 S: 4 H: 0 LOB: 0 BB: 0 P: 7	R: 0 E: 0 K: 1 S: 6 H: 0 LOB: 0 BB: 0 P: 9	R: 0 E: 0 K: 0 S: 8 H: 0 LOB: 0 BB: 0 P: 10	R: 0 E: 0 K: 0 S: 10 H: 1 LOB: 1 BB: 0 P: 12	R: 1 E: 1 K: 0 S: 10 H: 2 LOB: 2 BB: 1 P: 17	R: 0 E: 0 K: 2 S: 10 H: 0 LOB: 0 BB: 0 P: 17	R: 0 E: 0 K: 0 S: 9 H: 1 LOB: 2 BB: 0 P: 12	R: 0 E: 0 K: 1 S: 7 H: 0 LOB: 1 BB: 1 P: 16	1B: 5 2B: 1 3B: 0 HR: 0	SF: 0 SAC: 0 DP: 0 HBP: 1						

	AB	33
	R	2
	H	6
	RBI	2
	BB	2
	SO	5
	LOB	17

WP: 0 PB: 0 SB: 0 CS: 0 PA: 36

PITCHER		IP	WLS	BF	H	R	ER	SO	BB	IBB	HBP	BLK	WP	HR	S	P	ERA	WHIP
54 Elizardo Ramirez, R ERA: 2.57	(1, 1)	7.0	W	28	6	2	2	4	1	0	0	0	0	0	63	94	2.57	1.000
37 Brian Shackelford, L ERA:	(8, 1)	0.1	H	2	0	0	0	0	0	0	1	0	0	0	4	5	0.00	0.000
56 Todd Coffey, R ERA: 0.9	(8, 1)	0.2	H	2	0	0	0	0	0	0	0	0	0	0	3	4	0.00	0.000
25 David Weathers, R ERA: 3.12	(9, 1)	1.0	S	4	0	0	0	1	1	0	0	0	0	0	7	16	0.00	1.000

PITCHER	IP	WLS	BF	H	R	ER	SO	BB	IBB	HBP	BLK	WP	HR	S	P	ERA	WHIP

Cincinnati Reds @ Washington Nationals

Robert F. Kennedy Memorial Stadium, Washington, DC

Tue Apr 25 2006, 7:05 PM EDT

Att. 21,642 - Partly Cloudy - 75 F

livebaseballscorecards.com

TOP

Batter	1	2	3	4	5	6	7	8	9	AB	R	H	RBI	BB	SO	LOB
6 Ryan Freel, R (1, 8) OBP: 0.438, SLG: 0.355	C B F X 1-2 L8 ①	B X 1-0 F9 ①		C F B X 1-2 G5-3 ③		B C B X 2-1 L3 ③			S X 0-1 B1-3 ②	5	0	0	0	0	0	1
Felipe Lopez, S (1, 6) OBP: 0.368, SLG: 0.459	C B C F X 1-2 S 1B BB 1B	B B B C S X 3-2 1-2 1B			C X 0-1 G6-3 ①		B B C X 2-1 P3 ①		B X 1-0 F7 ③	5	1	2	0	0	0	0
Rich Aurilia, R (1, 3) (8, 5) OBP: 0.328, SLG: 0.492	C 1 SAFE X 0-2 BB S 12 1B 1-2 1B	B B X 2-0 F7 ②			S B C X 1-2 G6-3 12 2B 2B		C B F B B X 3-2 F8 ②			4	2	2	0	0	0	2
Adam Dunn, L (1, 7) OBP: 0.419, SLG: 0.603	C B B H 3-1 BB 12 1B 1-2 2-3 HBP	B B C T F B X 3-2 G6-3 ③			C C B F B B I 4-2 G6-3 12 2B IBB		F B F S 1-3 K ③			2	2	0	0	1	1	2
Austin Kearns, R (1, 9) OBP: 0.364, SLG: 0.570	B B F F F F B B 4-2 12 1B 4 SF9 1-2 2-3 3-H BB		B C T X 1-2 G5-3 ①		B B X 2-0 G6-3 ② 1-2 2-3			C X 0-1 G6-3 ①		3	1	0	1	1	0	2
12 Edwin Encarnación, R (1, 5) OBP: 0.388, SLG: 0.544 Kent Mercker, L (8, 1) 25 David Weathers, R (9, 1)	C B B X 2-1 1-3 2-H 3-H 1B		B C C B X 2-2 G6-3 ②		X 0-0 2-H 3-H 2B			B B S F B X 3-2 P4 ②		4	0	2	4	0	0	0
										0	0	0	0	0	0	0
										0	0	0	0	0	0	0
4 Brandon Phillips, R (1, 4) OBP: 0.353, SLG: 0.640	F B C F F 1 SAFE B 1 SAFE 1 SAFE 2-2 X SF9 ② 3-H		C S D D S 2-3 K ③		B X 1-0 G6-3 ③			C X 0-1 WP 1B		3	0	1	1	0	1	1
Jason LaRue, R (1, 2) OBP: 0.294, SLG: 0.214	C B 1 SAFE X 1-1 L6 ③			B F C S 1-3 K ①		X 0-0 L5 ①		1 SAFE F F F B F F S 1-3 K ③ 1-2		4	0	0	0	0	2	2
Dave Williams, L (1, 1) 56 Todd Coffey, R (6, 1) Scott Hatteberg, L (8, 3) OBP: 0.424, SLG: 0.426		C C B D B F B 4-2 1B BB		B C X 1-1 G3 ②		C S S 0-3 K ②			C C F B B F X 2-2 P2 ①	2	0	0	0	1	1	0
										0	0	0	0	0	0	0
										1	0	0	0	0	0	0
Inning Stats	R: 4 H: 3 E: 0 LOB: 1 K: 0 BB: 1 S: 24 P: 38	R: 0 H: 1 E: 0 LOB: 2 K: 0 BB: 1 S: 12 P: 25	R: 0 H: 0 E: 0 LOB: 0 K: 1 BB: 0 S: 9 P: 14	R: 0 H: 0 E: 0 LOB: 0 K: 1 BB: 0 S: 8 P: 11	R: 2 H: 2 E: 0 LOB: 1 K: 0 BB: 1 S: 11 P: 19	R: 0 H: 0 E: 0 LOB: 0 K: 1 BB: 0 S: 6 P: 8	R: 0 H: 0 E: 0 LOB: 0 K: 1 BB: 0 S: 8 P: 14	R: 0 H: 1 E: 0 LOB: 1 K: 1 BB: 0 S: 13 P: 17	R: 0 H: 0 E: 0 LOB: 0 K: 0 BB: 0 S: 8 P: 11	1B: 5 SF: 1 2B: 2 SAC: 0 3B: 0 DP: 0 HR: 0 HBP: 1						

AB	33
R	6
H	7
RBI	6
BB	3
SO	5
LOB	10

WP: 1 PA: 38
PB: 0
SB: 2
CS: 0

PITCHER		IP	WLS	BF	H	R	ER	SO	BB	IBB	HBP	BLK	WP	HR	S	P	ERA	WHIP
40 Billy Traber, L ERA: 9.0	(1, 1)	1.1	L	11	4	4	4	0	2	0	1	0	0	0	31	53	27.00	4.500
Gary Majewski, R ERA: 3.52	(2, 1)	1.2		5	0	0	0	1	0	0	0	0	0	0	14	24	0.00	0.000
Joey Eischen, L ERA: 11.25	(4, 1)	1.0		3	0	0	0	1	0	0	0	0	0	0	8	11	0.00	0.000
Felix Rodriguez, R ERA: 5.25	(5, 1)	2.0		9	2	2	2	1	0	1	0	0	0	0	17	27	9.00	1.000
Mike Stanton, L ERA: 2.08	(7, 1)	2.0		7	1	0	0	2	0	0	0	0	1	0	21	31	0.00	0.500

PITCHER		IP	WLS	BF	H	R	ER	SO	BB	IBB	HBP	BLK	WP	HR	S	P	ERA	WHIP
32 Chad Cordero, R ERA: 3.0	(9, 1)	1.0		3	0	0	0	0	0	0	0	0	0	0	8	11	0.00	0.000

Batter	1	2	3	4	5	6	7	8	9	AB	R	H	RBI	BB	SO	LOB
Alfonso Soriano, R (1, 7) OBP: 0.374, SLG: 0.635	X 0-0 ① F7		C F B X 1-2 ① L6		X 0-0 HR	C B F S 1-3 ③ K			B X 1-0 ① F9	5	1	1	1	0	1	2
Royce Clayton, R (1, 6) OBP: 0.289, SLG: 0.300 Marlon Anderson, L (9, PH) OBP: 0.238, SLG: 0.111	C X 0-1 ② L6		B C F X 2-2 ② F8		C B F X 1-2 1B		B X 1-0 E6 1B		B B F F B F X 3-2 ② P5	4 1	1 0	1 0	1 0	0 0	0 0	0 0
Jose Vidro, S (1, 4) OBP: 0.417, SLG: 0.545	C B C F F X 1-2 1B		B X 1-0 1B		C 1 SAFE X 0-1 ② L7		B X 1-0 BB 2-H 1B		B B X 2-0 ③ G4-3	5	0	3	1	0	0	1
Jose Guillen, R (1, 9) OBP: 0.358, SLG: 0.414	F B B B F F X 3-2 ③ P5		C B S F X 1-2 ③ F8		B X 1-0 ③ P4		B C S B B B 4-2 11 G6-4-3 1-2 BB			3	0	0	0	1	0	3
24 Nick Johnson, L (1, 3) OBP: 0.511, SLG: 0.676		C S X 0-2 11 HR 1B		B B C X 2-1 ① P5		C X 0-1 11 G4-6-3 1B 1B	B F X 1-1 ① L7			4	2	2	0	0	0	2
11 Ryan Zimmerman, R (1, 5) OBP: 0.330, SLG: 0.368		C F B F F X 1-2 1-H HR		C B B B 4-1 S BB		X 0-0 G4-6-3 1-2 1B	C X 0-1 ② ③ G6-4-3 1-2f			3	1	2	2	1	0	2
Matthew LeCroy, R (1, 2) OBP: 0.389, SLG: 0.333		B S X 1-1 G6-4-3 1B		B S C F X 1-2 ② F8		C B B S X 2-2 ① ② G4-6-3 1-2f 2-3		C X 0-1 ① G1-2-3		4	0	1	0	0	0	3
Marlon Byrd, R (1, 8) OBP: 0.378, SLG: 0.324 Ryan Church, L (6, PH) OBP: 0.400, SLG: 0.758 (7, 8)		B C X 1-1 ① ② G6-4-3 1-2f		C B B C F B F X 3-2 ③ G6-3 1-2		B B B B 4-0 1B BB		B X 1-0 ② F8		2 1	0 0	0 0	0 0	0 1	0 0	2 0
40 Billy Traber, L (1, 1) OBP: 0.333, SLG: 0.333 Gary Majewski, R (2, 1) Joey Eischen, L (4, 1) Felix Rodriguez, R (5, 1) Daryle Ward, L (6, PH) OBP: 0.438, SLG: 0.929 Mike Stanton, L (7, 1) Brendan Harris, R (8, PH) OBP: 0.250, SLG: 0.143 32 Chad Cordero, R (9, 1)		C X 0-1 ③ G5-3			X 0-0 ① G1-3	B B S C X 2-2 1-3 3-H 1B		C B X 1-1 ③ P3		0 1 0 1 1 0 0 1 0	0 0 0 0 0 0 0 0 0	0 0 0 0 1 0 0 0 0	0 0 0 0 0 0 0 0 0	0 0 0 0 0 0 0 0 0	0 0 0 0 0 0 0 0 0	0 0 0 0 0 0 0 0 0
Inning Stats	R: 0 H: 1 E: 0 LOB: 1 K: 0 BB: 0 S: 12 P: 16	R: 2 H: 3 E: 0 LOB: 0 K: 0 BB: 0 S: 14 P: 17	R: 0 H: 1 E: 0 LOB: 1 K: 0 BB: 0 S: 11 P: 16	R: 0 H: 0 E: 0 LOB: 1 K: 0 BB: 1 S: 12 P: 22	R: 1 H: 2 E: 0 LOB: 1 K: 0 BB: 0 S: 8 P: 10	R: 1 H: 3 E: 0 LOB: 2 K: 1 BB: 1 S: 12 P: 21	R: 1 H: 1 E: 1 LOB: 1 K: 0 BB: 1 S: 8 P: 15	R: 0 H: 0 E: 0 LOB: 0 K: 0 BB: 0 S: 5 P: 7	R: 0 H: 0 E: 0 LOB: 0 K: 0 BB: 0 S: 6 P: 12	1B: 9 SF: 0 2B: 0 SAC: 0 3B: 0 DP: 3 HR: 2 HBP: 0						

PITCHER	IP	WLS	BF	H	R	ER	SO	BB	IBB	HBP	BLK	WP	HR	S	P	ERA	WHIP
Dave Williams, L (1, 1) ERA: 9.53	5.0	W	24	9	4	4	0	1	0	0	0	0	2	60	84	7.20	2.000
56 Todd Coffey, R (6, 1) ERA: 0.75	2.0	H	9	2	1	0	1	2	0	0	0	0	0	17	33	0.00	2.000
Kent Mercker, L (8, 1) ERA: 3.38	1.0	H	3	0	0	0	0	0	0	0	0	0	0	5	7	0.00	0.000
25 David Weathers, R (9, 1) ERA: 2.79	1.0	S	3	0	0	0	0	0	0	0	0	0	0	6	12	0.00	0.000

PITCHER	IP	WLS	BF	H	R	ER	SO	BB	IBB	HBP	BLK	WP	HR	S	P	ERA	WHIP

BOTTOM

Cincinnati Reds @ Washington Nationals

Robert F. Kennedy Memorial Stadium, Washington, DC

Tue Apr 25 2006, 7:05 PM EDT
Att. 21,642 - Partly Cloudy - 75 F

livebaseballscorecards.com

AB	36
R	5
H	11
RBI	5
BB	3
SO	1
LOB	15

1B: 9	SF: 0	WP: 0	PA: 39
2B: 0	SAC: 0	PB: 0	
3B: 0	DP: 3	SB: 1	
HR: 2	HBP: 0	CS: 0	

Cincinnati Reds @ Washington Nationals

Robert F. Kennedy Memorial Stadium, Washington, DC

Wed Apr 26 2006, 1:05 PM EDT

Att. 19,380 - Partly Cloudy - 56 F

livebaseballscorecards.com

TOP

Batter	1	2	3	4	5	6	7	8	9	AB	R	H	RBI	BB	SO	LOB
6 Ryan Freel, R (1, 8) OBP: 0.435, SLG: 0.338	T F B F C 1-3 K		F B B C F X 2-2 G6-3 ③	C C B C 1-3 K ③			C F F B H 2-2 1B FC6-4 HBP	S B C B F F B B 4-2 WP BB		3	1	0	0	1	2	3
Felipe Lopez, S (1, 6) OBP: 0.360, SLG: 0.444	C B X 1-1 F7 ②			B C B X 2-1 FC1 1B E 1B	C B S B B F X 3-2 G3-1 ①		1 SAFE 1 SAFE 1 SAFE C X 0-1 P5 ①	F B F 1 B F B S SAFE 3-3 K 1-2		5	1	1	0	0	1	2
Adam Dunn, L (1, 7) OBP: 0.429, SLG: 0.603	F B F B B X 3-2 G4-3 ③			X 0-0 E 12 1B 1-2 1B	X 0-0 G6-4-3 1B		B F B 1 SAFE B F 1 SAFE 1 SAFE X 3-2 FC6-4 1-3 1B	B C B F B S 3-3 K ③		5	1	3	0	0	1	2
Austin Kearns, R (1, 9) OBP: 0.344, SLG: 0.536		C C B X 1-2 F9 ①		S X 0-1 FC1 12 1B BB 12 E 1-3 2-H	B F C B F X 2-2 G6-4-3 ② ③ 1-2f		B S B X 2-1 FC6-4 2B ② 1-2f 3-H		C B X 1-1 F8 ①	5	1	0	1	0	0	3
Scott Hatteberg, L (1, 3) OBP: 0.438, SLG: 0.451		C B B B X 2-1 G4-3 ②		B B C B B 4-1 12 E 1-2 BB		B C B C C X 3-2 61 FC5 4 G4-3 1B	B X 1-0 1-3 2B		C X 0-1 G4-3 ②	4	0	2	0	1	0	0
12 Edwin Encarnación, R (1, 5) OBP: 0.400, SLG: 0.542		C S C 0-3 K ③		S S X 0-2 E8 1-3 2-H 3-H 1B		C C S 0-3 K ①	I I I I 4-0 IBB		B X 1-0 4 FC6-4 1B	4	0	2	1	1	2	1
4 Brandon Phillips, R (1, 4) OBP: 0.321, SLG: 0.582			C S S 0-3 K2-3 ① F S S 0-3 K ①			B B B C F X 3-2 G4-3 ② 1-2 B B B C X 3-1 F8 ③			B X 1-0 FC6-4 ③ 1-2f	5	0	0	0	0	2	7
26 David Ross, R (1, 2) OBP: 0.387, SLG: 0.680			F B X 1-1 HR	I I I I 4-0 IBB		I I I I 4-0 61 FC5 IBB		S B B S B S 3-3 K ①		2	1	1	1	2	1	0
61 Bronson Arroyo, R (1, 1) OBP: 0.214, SLG: 0.615			X 0-0 L6 ②	B C C X 1-2 F7 ②		B X 1-0 FC5 ③ 1-2 2-3f		S S C 0-3 K ②		4	0	0	0	0	1	5
Kent Mercker, L (9, 1)										0	0	0	0	0	0	0
25 David Weathers, R (9, 1)										0	0	0	0	0	0	0
Inning Stats	R: 0 E: 0 K: 1 S: 9 H: 0 LOB: 0 BB: 0 P: 14	R: 0 E: 0 K: 1 S: 8 H: 0 LOB: 0 BB: 0 P: 11	R: 1 E: 0 K: 1 S: 10 H: 1 LOB: 0 BB: 0 P: 13	R: 3 E: 2 K: 2 S: 18 H: 3 LOB: 3 BB: 2 P: 30	R: 0 E: 0 K: 0 S: 9 H: 1 LOB: 0 BB: 0 P: 14	R: 0 E: 0 K: 1 S: 10 H: 1 LOB: 2 BB: 1 P: 21	R: 1 E: 0 K: 0 S: 13 H: 2 LOB: 3 BB: 1 P: 28	R: 0 E: 0 K: 4 S: 18 H: 0 LOB: 2 BB: 1 P: 31	R: 0 E: 0 K: 0 S: 6 H: 1 LOB: 1 BB: 0 P: 9	1B: 7 2B: 1 3B: 0 HR: 1	SF: 0 SAC: 0 DP: 1 HBP: 1						

	AB	37
	R	5
	H	9
	RBI	3
	BB	5
	SO	10
	LOB	23

PITCHER		IP	WLS	BF	H	R	ER	SO	BB	IBB	HBP	BLK	WP	HR	S	P	ERA	WHIP	PITCHER	IP	WLS	BF	H	R	ER	SO	BB	IBB	HBP	BLK	WP	HR	S	P	ERA	WHIP
Ramon Ortiz, R ERA: 6.75	(1, 1)	6.2	L	31	7	5	4	6	1	2	1	0	0	1	74	120	5.40	1.200																	
Mike Stanton, L ERA: 2.0	(7, 1)	0.1		3	1	0	0	0	0	1	0	0	0	0	3	11	0.00	3.000																	
Jon Rauch, R ERA: 1.35	(8, 1)	1.0		5	0	0	0	4	1	0	0	0	1	0	18	31	0.00	1.000																	
57 Jason Bergmann, R ERA: 21.6	(9, 1)	1.0		4	1	0	0	0	0	0	0	0	0	0	6	9	0.00	1.000																	

WP: 1 PB: 0 SB: 0 CS: 0 PA: 43

BOTTOM

Cincinnati Reds @ Washington Nationals

Robert F. Kennedy Memorial Stadium, Washington, DC

Wed Apr 26 2006, 1:05 PM EDT

Att. 19,380 - Partly Cloudy - 56 F

livebaseballscorecards.com

Batter	1	2	3	4	5	6	7	8	9	AB	R	H	RBI	BB	SO	LOB
Alfonso Soriano, R (1, 7) OBP: 0.358, SLG: 0.607	F9		K			P4		K		4	0	0	0	0	2	0
Marlon Anderson, L (1, 4) OBP: 0.250, SLG: 0.100	L8			FC4-6 BB		G3-1			F8	2	0	0	0	1	0	0
Damian Jackson, R (9, PH) OBP: 0.250, SLG: 0.333										1	0	0	0	0	0	0
24 Nick Johnson, L (1, 3) OBP: 0.500, SLG: 0.649	G4-3			F7		K			BB BB	3	0	0	0	1	1	1
Daryle Ward, L (1, 9) OBP: 0.368, SLG: 0.765		G3		FC4-6 11 1B 1-2f			P6		F B 1-2 BB	3	0	0	0	0	0	1
Marlon Byrd, R (9, PH) OBP: 0.391, SLG: 0.324										0	0	0	0	1	0	0
11 Ryan Zimmerman, R (1, 5) OBP: 0.330, SLG: 0.367		K		1B 1-2			F8		F8	3	0	1	0	0	1	0
Jon Rauch, R (8, 1)										0	0	0	0	0	0	0
57 Jason Bergmann, R (9, 1)										0	0	0	0	0	0	0
Jose Vidro, S (9, PH) OBP: 0.412, SLG: 0.538										1	0	0	0	0	0	2
Ryan Church, L (1, 8) OBP: 0.395, SLG: 0.714		K		G3-1			BB		K	2	0	0	0	1	1	2
Jose Guillen, R (9, PH) OBP: 0.353, SLG: 0.407										1	0	0	0	0	1	2
Royce Clayton, R (1, 6) OBP: 0.278, SLG: 0.288		K			G4-3		K			3	0	0	0	0	2	2
Brian Schneider, L (1, 2) OBP: 0.274, SLG: 0.188			G4-1		P6			G3		3	0	0	0	0	0	0
Ramon Ortiz, R (1, 1) OBP: 0.286, SLG: 0.167			G4-3		K			F8		2	0	0	0	0	1	0
Mike Stanton, L (7, 1)										0	0	0	0	0	0	0
Brendan Harris, R (8, 5) OBP: 0.222, SLG: 0.125										1	0	0	0	0	0	0
Inning Stats	R: 0 H: 0 E: 0 LOB: 0 K: 0 BB: 0 S: 5 P: 9	R: 0 H: 0 E: 0 LOB: 1 K: 3 BB: 0 S: 15 P: 21	R: 0 H: 0 E: 0 LOB: 0 K: 1 BB: 0 S: 10 P: 16	R: 0 H: 1 E: 0 LOB: 2 K: 0 BB: 1 S: 14 P: 23	R: 0 H: 0 E: 0 LOB: 0 K: 1 BB: 0 S: 7 P: 8	R: 0 H: 0 E: 0 LOB: 0 K: 1 BB: 0 S: 7 P: 11	R: 0 H: 0 E: 0 LOB: 1 K: 1 BB: 1 S: 10 P: 19	R: 0 H: 0 E: 0 LOB: 0 K: 1 BB: 0 S: 8 P: 12	R: 0 H: 0 E: 0 LOB: 2 K: 1 BB: 2 S: 22 P: 37	1B: 1 SF: 0 2B: 0 SAC: 0 3B: 0 DP: 0 HR: 0 HBP: 0						

	AB	29
	R	0
	H	1
	RBI	0
	BB	4
	SO	9
	LOB	10

WP: 1 PA: 33
PB: 0
SB: 0
CS: 0

PITCHER		IP	WLS	BF	H	R	ER	SO	BB	IBB	HBP	BLK	WP	HR	S	P	ERA	WHIP
61 Bronson Arroyo, R ERA: 2.34	(1, 1)	8.0	W	28	1	0	0	8	2	0	0	0	1	0	76	119	0.00	0.375
Kent Mercker, L ERA: 3.0	(9, 1)	0.2		4	0	0	0	0	2	0	0	0	0	0	19	33	0.00	3.000
25 David Weathers, R ERA: 2.7	(9, 1)	0.1		1	0	0	0	1	0	0	0	0	0	0	3	4	0.00	0.000

PITCHER	IP	WLS	BF	H	R	ER	SO	BB	IBB	HBP	BLK	WP	HR	S	P	ERA	WHIP

Houston Astros @ Cincinnati Reds

Great American Ball Park, Cincinnati, OH

Fri Apr 28 2006, 7:10 PM EDT
Att. 32,091 - Clear - 70 F

TOP

livebaseballscorecards.com

Batter	1	2	3	4	5	6	7	8	9	AB	R	H	RBI	BB	SO	LOB
Craig Biggio, R (1, 4) OBP: 0.354, SLG: 0.511	B C S S 1-3 ① K		H 1-0 G6-4-3 HBP		F C B X 1-2 ① G6-3	B B C X 2-1 ③ G5-3			C X 0-1 ① F9	4	0	0	0	0	1	2
Willy Taveras, R (1, 8) OBP: 0.350, SLG: 0.355	B F F X 1-2 17 G6-4-3 1B		C B C B F F B X 3-2 ②③ G6-4-3 1-2f		C B C B X 2-2 ② G5-3		C B F B X 2-2 ① G5-3		B F B X 2-1 17 HR 2B	5	1	2	0	0	0	2
17 Lance Berkman, S (1, 3) OBP: 0.416, SLG: 0.729	B X 1-0 ②③ G6-4-3 1-2f			X 0-0 ① P5	C B B B B 4-1 BB		B B B X 3-0 ② G4-3		C X 0-1 2-H HR	4	1	1	2	1	0	1
Morgan Ensberg, R (1, 5) OBP: 0.475, SLG: 0.782		S B X 1-1 ① G5-3		F C B B F B B 4-2 16 BB 2 1B BB	X 0-0 ③ P4		S F X 0-2 2B		S X 0-1 ② F8	4	1	1	0	1	0	1
Preston Wilson, R (1, 7) OBP: 0.275, SLG: 0.417		C F X 0-2 ② 1B		1 SAFE C C C B B T 2-2 ② K		C B X 2-1 HR	S B B B F F F B 4-2 BB		C B F B X 2-2 ③ L9	4	1	2	1	1	1	1
16 Jason Lane, R (1, 9) OBP: 0.396, SLG: 0.413		B B C B B 4-1 BB		F B B 1 SAFE D B 4-2 BB 2 1B 1-2 BB		C X 0-1 ① G4-3	B F B B C X 3-2 ③ F8			2	0	0	0	2	0	2
2 Chris Burke, R (1, 6) OBP: 0.484, SLG: 0.759		B 1 SAFE C C F B X 2-2 ③ G5-3		C B S F X 1-2 BB 1-2 2-H 1B		X 0-0 44 SH1-4 E 1B		C C S 0-3 ① K		4	0	2	1	0	1	1
Brad Ausmus, R (1, 2) OBP: 0.486, SLG: 0.407			B B B C X 3-1 44 SH1-4 1B	C B B B B 4-1 44 FC6-4 1-2 2-3 BB	1 SAFE F X 0-1 FC5 44 SH1-4 1-2			X 0-0 ② L8		3	0	1	0	1	0	1
44 Roy Oswalt, R (1, 1) OBP: 0.176, SLG: 0.125			X 0-0 ① SH1-4 1-2	B X 1-0 ③ FC6-4 1-2f	M X 0-1 ② SH1-4 1-2 2-3			B C B X 2-1 ③ G3-1		1	0	0	0	0	0	3
Mike Gallo, L (7, 1)										0	0	0	0	0	0	0
Chad Qualls, R (7, 1)										0	0	0	0	0	0	0
Orlando Palmeiro, L (8, PH) OBP: 0.125, SLG: 0.067										1	0	0	0	0	0	0
Russ Springer, R (8, 1)										0	0	0	0	0	0	0
Inning Stats	R: 0 E: 0 K: 1 S: 7 H: 1 LOB: 0 BB: 0 P: 10	R: 0 E: 0 K: 0 S: 10 H: 1 LOB: 1 BB: 1 P: 17	R: 0 E: 0 K: 0 S: 8 H: 1 LOB: 1 BB: 0 P: 15	R: 1 E: 0 K: 1 S: 15 H: 1 LOB: 3 BB: 3 P: 31	R: 0 E: 0 K: 0 S: 8 H: 0 LOB: 1 BB: 1 P: 15	R: 1 E: 1 K: 0 S: 11 H: 2 LOB: 2 BB: 0 P: 15	R: 0 E: 0 K: 0 S: 14 H: 1 LOB: 2 BB: 1 P: 26	R: 0 E: 0 K: 1 S: 6 H: 0 LOB: 0 BB: 0 P: 8	R: 2 E: 0 K: 0 S: 11 H: 2 LOB: 0 BB: 0 P: 15	1B: 5 2B: 2 3B: 0 HR: 2			SF: 0 SAC: 2 DP: 2 HBP: 1				

	AB	32
	R	4
	H	9
	RBI	4
	BB	6
	SO	3
	LOB	14

WP: 0 PB: 0 SB: 0 CS: 0 PA: 41

PITCHER		IP	WLS	BF	H	R	ER	SO	BB	IBB	HBP	BLK	WP	HR	S	P	ERA	WHIP
Brandon Claussen, L ERA: 6.04	(1, 1)	5.1	W	26	6	2	2	2	5	0	1	0	0	1	55	97	3.38	2.062
Rick White, R ERA: 4.76	(6, 1)	0.2	H	2	0	0	0	0	0	0	0	0	0	0	4	6	0.00	0.000
56 Todd Coffey, R ERA: 0.64	(7, 1)	2.0	H	8	1	0	0	1	1	0	0	0	0	0	20	34	0.00	1.000
25 David Weathers, R ERA: 4.09	(9, 1)	1.0	S	5	2	2	2	0	0	0	0	0	0	1	11	15	18.00	2.000

PITCHER		IP	WLS	BF	H	R	ER	SO	BB	IBB	HBP	BLK	WP	HR	S	P	ERA	WHIP

Houston Astros @ Cincinnati Reds

Great American Ball Park, Cincinnati, OH

Fri Apr 28 2006, 7:10 PM EDT

Att. 32,091 - Clear - 70 F

BOTTOM

livebaseballscorecards.com

Batter	1	2	3	4	5	6	7	8	9	AB	R	H	RBI	BB	SO	LOB
6 Ryan Freel, R (1, 8) OBP: 0.433, SLG: 0.333	C X 0-1 G1 ①	D F F F X 1-2 P4 ③		B B C C B X 3-2 1B		B F C B F F B B 4-2 CS BB		C C B F S 1-3 K ②		4	0	1	0	1	1	1
Felipe Lopez, S (1, 6) OBP: 0.362, SLG: 0.430	C B B B B 4-1 FC5 S BB		C C S 0-3 K ①	C 1 SAFE 1 SAFE X 0-1 G3 ③		C 0-1 CS ③ 1-2	F S B F F S 1-3 K ①	B F B B B 4-1 S BB		3	0	0	0	2	2	1
Adam Dunn, L (1, 7) OBP: 0.437, SLG: 0.592 25 David Weathers, R (9, 1)	C B B S B D 4-2 FC5 1-2 BB		F C B F B F F S 3-3 K ②		F C B F B X 2-2 F7 ①		B F C X 1-2 1B 4 1B 1B	B C B B C F B 4-2 1-2 BB		3	1	1	0	2	1	0
										0	0	0	0	0	0	0
Rich Aurilia, R (1, 5) OBP: 0.347, SLG: 0.500	X 0-0 FC5 ② 1-2 2-3f		C S B X 1-2 1B 1B		C S B X 1-2 1B SF9 1B		C S D 1 SAFE X 1-2 1B 4 1B 1B	B S S X 1-2 L9 ③		5	2	3	0	0	0	4
Scott Hatteberg, L (1, 3) OBP: 0.456, SLG: 0.473	B X 1-0 F8 ③		B C B F B X 3-2 1B 1-3		B C B F B X 3-2 4 WP 1-3 1B		B C B F X 2-2 4 1B 1-2 2-3 1B			4	0	3	0	0	0	2
Austin Kearns, R (1, 9) OBP: 0.330, SLG: 0.517		B F X 1-1 G6-3 ① T F C 0-3 K ③			S X 0-1 SF9 ② 3-H		F B F B S 2-3 K ②			3	0	0	1	0	2	5
4 Brandon Phillips, R (1, 4) OBP: 0.350, SLG: 0.610		C B B X 2-1 1B 2B		C B X 1-1 G6-3 S G4-3 1B	B B S X 2-1 F8 ③ 1-2		C S X 0-2 1-2 2-H 3-H 1B			4	2	3	2	0	0	1
Jason LaRue, R (1, 2) OBP: 0.286, SLG: 0.222		C X 0-1 SH1-3 2-H 1B	F B 1 SAFE B 1 SAFE 1 SAFE B X 3-1 G6-3 ① 1-3			X 0-0 L7 ①	X 0-0 F9 ③			4	0	1	1	0	0	3
Brandon Claussen, R (1, 1) Rick White, R (6, 1) Cody Ross, R (6, PH) OBP: 0.467, SLG: 1.067 56 Todd Coffey, R (7, 1) Quinton McCracken, S (8, PH) OBP: 0.250, SLG: 0.429 (9, 7)	X 0-0 SH1-3 ② 1-2			C F X 0-2 G4-3 ② 3-H		B F S S 1-3 K ②		B F B F X 2-2 G3-1 ①		1 0 1 0 1	0 0 0 0 0	0 0 0 0 0	1 0 0 0 0	0 0 0 0 0	0 0 1 0 0	0 0 0 0 0
Inning Stats	R: 0 E: 0 K: 0 S: 7 H: 0 LOB: 2 BB: 2 P: 16	R: 1 E: 0 K: 0 S: 11 H: 2 LOB: 1 BB: 0 P: 15	R: 0 E: 0 K: 3 S: 18 H: 2 LOB: 2 BB: 0 P: 25	R: 1 E: 0 K: 0 S: 12 H: 2 LOB: 1 BB: 0 P: 19	R: 1 E: 0 K: 0 S: 14 H: 2 LOB: 1 BB: 0 P: 22	R: 0 E: 0 K: 1 S: 9 H: 0 LOB: 0 BB: 1 P: 14	R: 2 E: 0 K: 2 S: 21 H: 4 LOB: 2 BB: 0 P: 28	R: 0 E: 0 K: 1 S: 14 H: 0 LOB: 2 BB: 2 P: 26		1B: 11 2B: 1 3B: 0 HR: 0	SF: 1 SAC: 1 DP: 0 HBP: 0		WP: 1 PB: 0 SB: 3 CS: 1	PA: 41		

	AB	33
	R	5
	H	12
	RBI	5
	BB	5
	SO	7
	LOB	17

PITCHER		IP	WLS	BF	H	R	ER	SO	BB	IBB	HBP	BLK	WP	HR	S	P	ERA	WHIP
44 Roy Oswalt, R ERA: 2.76	(1, 1)	6.0	L	28	8	3	3	4	3	0	0	0	1	0	71	111	4.50	1.833
Mike Gallo, L ERA: 10.5	(7, 1)	0.1		2	1	1	1	1	0	0	0	0	0	0	8	10	27.00	3.000
Chad Qualls, R ERA: 7.11	(7, 1)	0.2		5	3	1	1	1	0	0	0	0	0	0	13	18	13.50	4.500
Russ Springer, R ERA: 4.05	(8, 1)	1.0		5	0	0	0	1	2	0	0	0	0	0	14	26	0.00	2.000

PITCHER	IP	WLS	BF	H	R	ER	SO	BB	IBB	HBP	BLK	WP	HR	S	P	ERA	WHIP

Batter	1	2	3	4	5	6	7	8	9	AB	R	H	RBI	BB	SO	LOB
Craig Biggio, R (1, 4) OBP: 0.350, SLG: 0.511	K2-3		G5-3			B2-6 2B		P2		4	0	1	0	0	1	1
Willy Taveras, R (1, 8) OBP: 0.346, SLG: 0.351	K		17 CS 1B			B2-6 2-2f		B2-3 1-2		4	0	1	0	0	1	2
17 Lance Berkman, S (1, 3) OBP: 0.410, SLG: 0.708	P6		CS 1-2	G3		E6 BB		2B 1B 2-H		4	0	1	1	0	0	0
Morgan Ensberg, R (1, 5) OBP: 0.476, SLG: 0.778		F8		K		BB 1-2		2B 1-3		3	0	1	0	1	1	0
Preston Wilson, R (1, 7) OBP: 0.277, SLG: 0.414		16 HR 1B		F8		G4-3		F8		3	1	1	0	0	0	2
Dave Borkowski, R (6, 1)										0	0	0	0	0	0	0
Mike Lamb, L (8, PH) OBP: 0.214, SLG: 0.154										1	0	0	0	0	0	2
Russ Springer, R (8, 1)										0	0	0	0	0	0	0
16 Jason Lane, R (1, 9) OBP: 0.390, SLG: 0.443		HR 1-H			G1-3		F8		K	4	1	1	2	0	1	0
Brad Ausmus, R (1, 2) OBP: 0.459, SLG: 0.379		B1-3			L8		K		G6-3	4	0	0	0	0	1	0
28 Adam Everett, R (1, 6) OBP: 0.320, SLG: 0.368		P6			BB		K		BB	2	0	0	0	2	1	0
Andy Pettitte, L (1, 1) OBP: 0.100, SLG: 0.100			K		K			17 1B B2-3 1B	F7	2	0	0	0	0	2	1
2 Chris Burke, R (6, 7) OBP: 0.485, SLG: 0.742										2	1	1	0	0	0	1

TOP

Houston Astros @ Cincinnati Reds

Great American Ball Park, Cincinnati, OH

Sat Apr 29 2006, 1:15 PM EDT
Att. 24,869 - Cloudy - 67 F

livebaseballscorecards.com

AB	33
R	3
H	7
RBI	3
BB	3
SO	8
LOB	9

Inning Stats	1	2	3	4	5	6	7	8	9
	R: 0 E: 0 K: 2 S: 9	H: 0 LOB: 0 BB: 0 P: 15	R: 2 E: 0 K: 0 S: 11	H: 2 LOB: 0 BB: 0 P: 22	R: 0 E: 0 K: 1 S: 12	H: 1 LOB: 0 BB: 0 P: 18	R: 0 E: 0 K: 1 S: 5	H: 0 LOB: 0 BB: 0 P: 8	R: 0 E: 0 K: 1 S: 8	H: 0 LOB: 1 BB: 1 P: 16
	R: 0 E: 1 K: 0 S: 9	H: 1 LOB: 2 BB: 1 P: 14	R: 0 E: 0 K: 2 S: 9	H: 0 LOB: 0 BB: 0 P: 13	R: 1 E: 0 K: 0 S: 11	H: 3 LOB: 2 BB: 0 P: 17	R: 0 E: 0 K: 1 S: 6	H: 0 LOB: 1 BB: 1 P: 12		

| | | | | | | | | | |

Houston Astros @ Cincinnati Reds

Great American Ball Park, Cincinnati, OH

Sat Apr 29 2006, 1:15 PM EDT

Att. 24,869 - Cloudy - 67 F

livebaseballscorecards.com

BOTTOM

Batter	1	2	3	4	5	6	7	8	9	AB	R	H	RBI	BB	SO	LOB
6 Ryan Freel, R (1, 8) OBP: 0.442, SLG: 0.342	X 0-0 FC4-6 1B		C B X 1-1 1B	C D B F B 4-2 1-2 2-H BB		X 0-0 ① G5-3		C F B C 1-3 ② K		4	0	2	0	1	1	0
Felipe Lopez, S (1, 6) OBP: 0.345, SLG: 0.408	X 0-0 ① FC4-6 G4-6-3 1-2f		1 SAFE 1 SAFE 1 SAFE B C F F 1 SAFE 1 SAFE 1-2 ③ X F9	F S S 0-3 ③ K		C X 0-1 ② B3		S B F F F B X 2-2 ③ G1-3		5	0	0	0	0	1	4
Rich Aurilia, R (1, 3) OBP: 0.342, SLG: 0.529	1 SAFE B C D X 2-1 ② ③ G4-6-3 1-2f			X 0-0 ① G1-3	B C X 1-1 HR	C C X 0-2 ③ G6-3				4	1	1	1	0	0	1
Adam Dunn, L (1, 7) OBP: 0.439, SLG: 0.595		B B C S B S 3-3 ① K		B B F B B 4-1 BB 12 2B BB	B B X 2-0 1B 4 FC5-4 2B		C F B B S 2-3 ① K			3	2	1	0	1	2	0
Austin Kearns, R (1, 9) OBP: 0.347, SLG: 0.522		S B B B X 2-1 4 FC5-4 1B		B B B 4-0 12 2B 4 1B 1-2 BB	C S B B F B X 3-2 4 FC5-4 2-3 1B		F C B X 1-2 ② G2-3			3	1	2	0	1	0	0
12 Edwin Encarnación, R (1, 5) OBP: 0.404, SLG: 0.579		C C S 0-3 ② K		B F B C F F X 2-2 4 E 1-3 2-H 2B	B F B B F S 3-3 ① K		C X 0-1 3B			4	1	2	1	0	2	3
4 Brandon Phillips, R (1, 4) OBP: 0.359, SLG: 0.597		C X 0-1 ③ FC5-4 1-2f		B S F D X 2-2 E1 6 S 39 1B 6 WP 2-H 3-H 1B	1 SAFE 1 SAFE X 0-0 ② FC5-4 1B 1-2f 3-H		B B B B 4-0 BB			3	1	1	2	1	0	2
Jason LaRue, R (1, 2) OBP: 0.320, SLG: 0.273			B C S B X 2-2 39 K2-3-2 1B	F F S 0-3 ② K	S B D X 2-1 39 FC4 1-2 1B		B F F F D B S 3-3 ③ K			4	0	2	0	0	2	3
39 Aaron Harang, R (1, 1) OBP: 0.133, SLG: 0.133 Kent Mercker, L (8, 1) Quinton McCracken, S (8, PH) OBP: 0.235, SLG: 0.400 25 David Weathers, R (9, 1)			1 SAFE B F F F M 1-3 ① ② K2-3-2 1-1	F X 0-1 6 WP 1-2 1B	F F X 0-2 ③ FC4 1-2f			C C B F X 1-2 ① G5-3		3 0 1 0	0 0 0 0	1 0 0 0	0 0 0 0	1 0 0 0	0 0 0 0	3 0 0 0

Inning Stats	1	2	3	4	5	6	7	8	9
	R: 0 E: 0 K: 0 S: 4 H: 1 LOB: 0 BB: 0 P: 6	R: 0 E: 0 K: 2 S: 10 H: 1 LOB: 1 BB: 0 P: 15	R: 0 E: 0 K: 1 S: 12 H: 2 LOB: 1 BB: 0 P: 17	R: 4 E: 1 K: 2 S: 20 H: 3 LOB: 2 BB: 3 P: 36	R: 2 E: 0 K: 1 S: 16 H: 4 LOB: 2 BB: 0 P: 27	R: 0 E: 0 K: 0 S: 6 H: 0 LOB: 0 BB: 0 P: 6	R: 0 E: 0 K: 2 S: 12 H: 1 LOB: 2 BB: 1 P: 22	R: 0 E: 0 K: 1 S: 12 H: 0 LOB: 0 BB: 0 P: 16	

AB	34
R	6
H	12
RBI	4
BB	4
SO	9
LOB	16

1B: 8	SF: 0	WP: 1	PA: 38
2B: 3	SAC: 0	PB: 0	
3B: 1	DP: 2	SB: 1	
HR: 1	HBP: 0	CS: 0	

PITCHER		IP	WLS	BF	H	R	ER	SO	BB	IBB	HBP	BLK	WP	HR	S	P	ERA	WHIP
Andy Pettitte, L ERA: 5.25	(1, 1)	5.0	L	27	11	6	6	6	3	0	0	0	1	1	62	101	10.80	2.800
Dave Borkowski, R ERA:	(6, 1)	2.0		8	1	0	0	2	1	0	0	0	0	0	18	28	0.00	1.000
Russ Springer, R ERA: 3.52	(8, 1)	1.0		3	0	0	0	1	0	0	0	0	0	0	12	16	0.00	0.000

PITCHER	IP	WLS	BF	H	R	ER	SO	BB	IBB	HBP	BLK	WP	HR	S	P	ERA	WHIP

Houston Astros @ Cincinnati Reds

Great American Ball Park, Cincinnati, OH

Sun Apr 30 2006, 1:15 PM EDT

Att. 22,818 - Overcast - 67 F

TOP

livebaseballscorecards.com

Batter	1	2	3	4	5	6	7	8	9	AB	R	H	RBI	BB	SO	LOB
2 Chris Burke, R (1, 4) OBP: 0.447, SLG: 0.657	2-2 G6-3 (17 HR) HBP	2-1 F9 ③			3-1 F8 ①		0-0 G6-3 ①		1-1 F9 ③	4	1	0	0	0	0	1
Willy Taveras, R (1, 8) OBP: 0.333, SLG: 0.337	0-2 G6-3 ① 1-2		1-2 G6-3 ①		0-2 G5-3 ②		3-1 F8 ②			4	0	0	0	0	0	1
17 Lance Berkman, S (1, 3) OBP: 0.413, SLG: 0.728	1-1 HR 2-H		2-3 K ②		4-1 BB (2B)		0-1 F8 ③			3	1	1	2	1	1	0
Morgan Ensberg, R (1, 5) OBP: 0.467, SLG: 0.765	2-1 P3 ②		3-1 F7 ③		0-1 2B 1-3			3-2 G5-3 ①		4	0	1	0	0	0	0
Preston Wilson, R (1, 7) OBP: 0.276, SLG: 0.407	3-2 1B (16 BB)			2-2 F8 ①	0-0 L8 ③			2-2 G5-3 ②		4	0	1	0	0	0	2
16 Jason Lane, R (1, 9) OBP: 0.394, SLG: 0.476	4-2 BB 1-2			2-1 HR		0-3 K ①		1-2 G6-3 ③		3	1	1	1	1	1	0
Brad Ausmus, R (1, 2) OBP: 0.462, SLG: 0.387	2-1 F9 ③			1-2 1B		1-1 1B			2-1 F8 ①	4	0	2	0	0	0	2
28 Adam Everett, R (1, 6) OBP: 0.304, SLG: 0.347		3-2 P6 ①		2-3 K ②		2-2 P3 ②			0-0 F7 ②	4	0	0	0	0	1	2
Taylor Buchholz, R (1, 1) Chad Qualls, R (7, 1) Mike Lamb, L (9, PH) OBP: 0.267, SLG: 0.214 54 Brad Lidge, R (9, 1)		0-1 F9 ②		1-3 K ③		3-3 K ③			3-2 1B	3 0 1 0	0 0 0 0	0 0 1 0	0 0 0 0	0 0 0 0	2 0 0 0	2 0 0 0
Inning Stats	R: 2 E: 0 K: 0 S: 22 H: 2 LOB: 2 BB: 1 P: 36	R: 0 E: 0 K: 0 S: 7 H: 0 LOB: 0 BB: 0 P: 12	R: 0 E: 0 K: 1 S: 8 H: 0 LOB: 0 BB: 0 P: 14	R: 1 E: 0 K: 2 S: 16 H: 2 LOB: 1 BB: 0 P: 24	R: 0 E: 0 K: 0 S: 9 H: 1 LOB: 2 BB: 1 P: 16	R: 0 E: 0 K: 2 S: 12 H: 1 LOB: 1 BB: 0 P: 18	R: 0 E: 0 K: 0 S: 5 H: 0 LOB: 0 BB: 0 P: 8	R: 0 E: 0 K: 0 S: 11 H: 0 LOB: 0 BB: 0 P: 17	R: 0 E: 0 K: 0 S: 10 H: 1 LOB: 1 BB: 0 P: 16	1B: 4 2B: 1 3B: 0 HR: 2	SF: 0 SAC: 0 DP: 0 HBP: 1	WP: 0 PB: 0 SB: 0 CS: 0	PA: 37				

	AB	34
	R	3
	H	7
	RBI	3
	BB	2
	SO	5
	LOB	10

PITCHER		IP	WLS	BF	H	R	ER	SO	BB	IBB	HBP	BLK	WP	HR	S	P	ERA	WHIP
54 Elizardo Ramirez, R ERA: 3.46	(1, 1)	6.0	L	27	6	3	3	5	2	0	1	0	0	2	74	120	4.50	1.333
31 Matt Belisle, R ERA: 4.63	(7, 1)	1.0		3	0	0	0	0	0	0	0	0	0	0	5	8	0.00	0.000
Rick White, R ERA: 4.38	(8, 1)	1.0		3	0	0	0	0	0	0	0	0	0	0	11	17	0.00	0.000
56 Todd Coffey, R ERA: 0.6	(9, 1)	1.0		4	1	0	0	0	0	0	0	0	0	0	10	16	0.00	1.000

PITCHER	IP	WLS	BF	H	R	ER	SO	BB	IBB	HBP	BLK	WP	HR	S	P	ERA	WHIP

BOTTOM

Houston Astros @ Cincinnati Reds

Great American Ball Park, Cincinnati, OH

Sun Apr 30 2006, 1:15 PM EDT

Att. 22,818 - Overcast - 67 F

livebaseballscorecards.com

Batter	1	2	3	4	5	6	7	8	9	AB	R	H	RBI	BB	SO	LOB
6 Ryan Freel, R (1, 8) OBP: 0.434, SLG: 0.329	X 0-0 ① F7		C B S B S 2-3 ② K			B B B B 4-0 G4-6-3 1-2 BB		B B B C C C 3-3 ① K		3	0	0	0	1	2	0
Felipe Lopez, S (1, 6) OBP: 0.333, SLG: 0.392	X 0-0 ② G6-3		C B B X 2-1 ③ G1			C B B X 2-1 ① ② G4-6-3 1-2f 2-3		C B X 1-1 ② F7		4	0	0	0	0	0	2
Adam Dunn, L (1, 7) OBP: 0.432, SLG: 0.614	B C B C X 2-2 ③ G3			C B B F X 2-2 ① P4		B B X 2-0 3-H HR		C B X 1-1 ③ G4-3		4	1	1	2	0	0	0
12 Edwin Encarnación, R (1, 5) OBP: 0.387, SLG: 0.550		B X 1-0 ① F8		C B B X 2-1 ② G5-3		X 0-0 ③ F7			B C C B S 2-3 ① K	4	0	0	0	0	1	0
Scott Hatteberg, L (1, 3) OBP: 0.431, SLG: 0.441		C B C X 1-2 ② G4-3		B C X 1-1 ③ L7			B C X 1-1 ① G6-3		B B F B C S 3-3 ② K	4	0	0	0	0	1	0
Austin Kearns, R (1, 9) OBP: 0.362, SLG: 0.527		B X 1-0 4 BB 1B			C C B B T 2-2 ① K		C F F F B B B 4-2 4 BB		X 0-0 4 S 1B	3	0	2	0	1	1	0
4 Brandon Phillips, R (1, 4) OBP: 0.382, SLG: 0.587		C B B B B 4-1 1-2 BB			B X 1-0 ② F9		B F B F F B 1 SAFE F 1 SAFE 4-2 1 SAFE B 1-2 BB		D B C 1 SAFE S B B 4-2 1-2 BB	1	0	0	0	3	0	0
Javier Valentin, S (1, 2) OBP: 0.269, SLG: 0.360		C S X 0-2 ③ F7			C X 0-1 ③ G4-3		X 0-0 ② L7		C B F F S 1-3 ③ K	4	0	0	0	0	1	6
54 Elizardo Ramirez, S (1, 1) OBP: 0.250, SLG: 0.250			B C X 1-1 ① F7			C B X 1-1 6 G4-6-3 BB HR 1B	B X 1-0 ③ P4			1	0	0	0	0	0	0
Quinton McCracken, S (6, PH) OBP: 0.278, SLG: 0.438										1	1	1	0	0	0	0
31 Matt Belisle, R (7, 1)										0	0	0	0	0	0	0
Rich Aurilia, R (7, PH) OBP: 0.338, SLG: 0.521										1	0	0	0	0	0	2
Rick White, R (8, 1)										0	0	0	0	0	0	0
56 Todd Coffey, R (9, 1)										0	0	0	0	0	0	0
Inning Stats	R: 0 E: 0 K: 0 S: 5 H: 0 LOB: 0 BB: 0 P: 7	R: 0 E: 0 K: 0 S: 9 H: 1 LOB: 2 BB: 1 P: 16	R: 0 E: 0 K: 1 S: 7 H: 0 LOB: 0 BB: 0 P: 12	R: 0 E: 0 K: 0 S: 7 H: 0 LOB: 0 BB: 0 P: 12	R: 0 E: 0 K: 1 S: 6 H: 0 LOB: 0 BB: 0 P: 9	R: 2 E: 0 K: 0 S: 6 H: 2 LOB: 0 BB: 1 P: 15	R: 0 E: 0 K: 0 S: 12 H: 0 LOB: 2 BB: 0 P: 22	R: 0 E: 0 K: 1 S: 7 H: 0 LOB: 0 BB: 0 P: 12	R: 0 E: 0 K: 3 S: 13 H: 1 LOB: 2 BB: 1 P: 23	1B: 3 2B: 0 3B: 0 HR: 1 SF: 0 SAC: 0 DP: 1 HBP: 0							

	AB	30
	R	2
	H	4
	RBI	2
	BB	5
	SO	6
	LOB	10

WP: 0 PB: 0 SB: 1 CS: 0 PA: 35

PITCHER		IP	WLS	BF	H	R	ER	SO	BB	IBB	HBP	BLK	WP	HR	S	P	ERA	WHIP
Taylor Buchholz, R ERA: 2.05	(1, 1)	6.1	W	25	3	2	2	2	4	0	0	0	0	1	50	90	2.84	1.105
Chad Qualls, R ERA: 6.28	(7, 1)	1.2	H	5	0	0	0	1	0	0	0	0	0	0	9	15	0.00	0.000
54 Brad Lidge, R ERA: 6.39	(9, 1)	1.0	S	5	1	0	0	3	1	0	0	0	0	0	13	23	0.00	2.000

PITCHER	IP	WLS	BF	H	R	ER	SO	BB	IBB	HBP	BLK	WP	HR	S	P	ERA	WHIP

Batter	1	2	3	4	5	6	7	8	9	AB	R	H	RBI	BB	SO	LOB
22 David Eckstein, R (1, 6) OBP: 0.393, SLG: 0.392	C F F F X 0-2 ① F9		X 0-0 53 G4-6-3 1B			B B C X 2-1 ① P6		C X 0-1 ② F7		4	0	1	0	0	0	0
53 John Rodriguez, L (1, 7) OBP: 0.486, SLG: 0.581	B X 1-0 2B		1 SAFE C X 0-1 ① ② G4-6-3 1-2f			X 0-0 15 F8 5 BB 1B		B S B B C B 4-2 BB		3	0	2	0	1	0	1
5 Albert Pujols, R (1, 3) OBP: 0.500, SLG: 0.881	C F X 0-2 ② F7		B B F X 2-1 ③ P4			F B B B B 4-1 1-2 BB		B X 1-0 ③ F9		3	0	0	0	1	0	2
15 Jim Edmonds, L (1, 8) OBP: 0.304, SLG: 0.405	C X 0-1 ③ F8			B X 1-0 ① G3		C C X 0-2 ② F8 2-3			B X 1-0 ① G3-1	4	0	0	0	0	0	3
26 Scott Spiezio, S (1, 5) OBP: 0.348, SLG: 0.550 34 Randy Flores, L (8, 1) John Gall, R (9, PH) OBP: 0.250, SLG: 0.250		C C F B B S 2-3 ① K		C F B C 1-3 ② K		B X 1-0 ③ P4			C B S S 1-3 ② K	3 0 1	0 0 0	0 0 0	0 0 0	0 0 0	2 0 1	2 0 0
43 Juan Encarnacion, R (1, 9) OBP: 0.245, SLG: 0.362		C X 0-1 HR		S S F X 0-2 ③ G1-3			C B B X 2-1 ① F7		C X 0-1 ③ F7	4	1	1	1	0	0	0
4 Yadier Molina, R (1, 2) OBP: 0.155, SLG: 0.183		C C F B B X 2-2 ② G6-3			C B F X 1-2 ① L9		X 0-0 ② G5-3			3	0	0	0	0	0	0
Aaron Miles, S (1, 4) OBP: 0.412, SLG: 0.389		B B B C B 4-1 BB			B C C B F X 2-2 ② G5-3		B X 1-0 ③ F7			2	0	0	0	1	0	0
30 Mark Mulder, L (1, 1) OBP: 0.400, SLG: 0.583 Josh Hancock, R (6, 1) 7 Hector Luna, R (6, 5) OBP: 0.383, SLG: 0.467		B F C C 1-3 ③ K			C C B X 1-2 ③ G1-3			B S X 1-1 ① G1-3		2 0 1	0 0 0	0 0 0	0 0 0	1 0 0	1 0 0	1 0 0

TOP

St. Louis Cardinals @ Cincinnati Reds

Great American Ball Park, Cincinnati, OH

Mon May 01 2006, 7:10 PM EDT
Att. 20,900 - Partly Cloudy - 70 F

livebaseballscorecards.com

AB	30
R	1
H	4
RBI	1
BB	3
SO	4
LOB	9

Inning Stats	1	2	3	4	5	6	7	8	9	1B	SF	WP	PA
	R: 0 E: 0 K: 0 S: 11	R: 1 E: 0 K: 2 S: 14	R: 0 E: 0 K: 0 S: 5	R: 0 E: 0 K: 1 S: 8	R: 0 E: 0 K: 0 S: 10	R: 0 E: 0 K: 0 S: 8	R: 0 E: 0 K: 0 S: 4	R: 0 E: 0 K: 0 S: 7	R: 0 E: 0 K: 1 S: 6	2	0	0	33
	H: 1 LOB: 1 BB: 0 P: 12	H: 1 LOB: 1 BB: 1 P: 23	H: 1 LOB: 0 BB: 0 P: 7	H: 0 LOB: 0 BB: 0 P: 10	H: 0 LOB: 0 BB: 0 P: 14	H: 1 LOB: 2 BB: 1 P: 15	H: 0 LOB: 0 BB: 0 P: 7	H: 0 LOB: 1 BB: 1 P: 13	H: 0 LOB: 0 BB: 0 P: 8	2B: 1 3B: 0 HR: 1	SAC: 0 DP: 1 HBP: 0	PB: 0 SB: 0 CS: 0	

PITCHER	IP	WLS	BF	H	R	ER	SO	BB	IBB	HBP	BLK	WP	HR	S	P	ERA	WHIP
61 Bronson Arroyo, R (1, 1) ERA: 2.06	9.0	W	33	4	1	1	4	3	0	0	0	0	1	73	109	1.00	0.778

PITCHER	IP	WLS	BF	H	R	ER	SO	BB	IBB	HBP	BLK	WP	HR	S	P	ERA	WHIP

St. Louis Cardinals @ Cincinnati Reds

Great American Ball Park, Cincinnati, OH

Mon May 01 2006, 7:10 PM EDT
Att. 20,900 - Partly Cloudy - 70 F

BOTTOM

Batter	1	2	3	4	5	6	7	8	9	AB	R	H	RBI	BB	SO	LOB
6 Ryan Freel, R (1, 8) OBP: 0.433, SLG: 0.346	B B B C C X 3-2 L4 ①		F C C 0-3 K ②		B X 1-0 1B 2B	C D C S 1-3 K ②		C B X 1-1 G5-3 1B		5	1	2	0	0	2	4
Felipe Lopez, S (1, 6) OBP: 0.336, SLG: 0.393	C C B X 1-2 G6-3 ②		C D B X 2-1 G6-3 ③		C D X 1-1 2-H 1B	B X 1-0 1-2 2-H 3-H 1B		B F X 1-1 G5-3 ② 1-2		5	0	2	3	0	0	2
Rich Aurilia, R (1, 3) OBP: 0.341, SLG: 0.547	C X 0-1 HR			B B B B 4-0 F9 WP BB	C S 1 C SAFE 0-3 K ③	B B S C B X 3-2 G6-3 ③		F C S 0-3 K ③		4	1	1	1	1	2	4
Adam Dunn, L (1, 7) OBP: 0.426, SLG: 0.609	S B X 1-1 F7 ③			C S D B X 2-2 F9 ① 1-3		C X 0-1 1B 2B	B B C X 2-1 F8 ①			4	1	1	0	0	0	1
Austin Kearns, R (1, 9) OBP: 0.367, SLG: 0.536		C B X 1-1 G4-3 ①		B F B F S 2-3 K ②		S C B X 1-2 12 1B 4 1B 2-H 1B	B B X 2-0 12 1B 2B			4	1	2	1	0	1	1
12 Edwin Encarnación, R (1, 5) OBP: 0.402, SLG: 0.554		B C B X 2-1 F9 ②		D D B B 4-0 BB		B B C B F F F X 3-2 61 WP 4 1B 1B 1-3 1B	X 0-0 2-3 1B			3	1	2	0	1	0	0
4 Brandon Phillips, R (1, 4) OBP: 0.375, SLG: 0.567		B X 1-0 L7 ③		B X 1-0 L6 ③		B D F F X 2-2 61 WP 1B 1-2 3-H 1B	C B S B B X 3-2 F9 ②			4	1	1	1	0	0	4
26 David Ross, R (1, 2) OBP: 0.371, SLG: 0.655			X 0-0 2B		C B B X 2-1 P6 ①	D B C F C 2-3 K ①	S S B F F S 1-3 K ③			4	0	1	0	0	2	4
61 Bronson Arroyo, R (1, 1) OBP: 0.222, SLG: 0.500			C F F B L 1-3 K ①		S S C 0-3 K ②	B S P D B 4-1 1B BB 1-2 2-3		B X 1-0 G5-3 ①		3	0	0	0	1	2	1
Inning Stats	R: 1 E: 0 K: 0 S: 10 H: 1 LOB: 0 BB: 0 P: 15	R: 0 E: 0 K: 0 S: 5 H: 0 LOB: 0 BB: 0 P: 9	R: 0 E: 0 K: 2 S: 10 H: 1 LOB: 1 BB: 0 P: 13	R: 0 E: 0 K: 1 S: 7 H: 0 LOB: 2 BB: 2 P: 20	R: 1 E: 0 K: 2 S: 11 H: 2 LOB: 1 BB: 0 P: 15	R: 4 E: 0 K: 2 S: 25 H: 5 LOB: 2 BB: 1 P: 41	R: 0 E: 0 K: 1 S: 12 H: 2 LOB: 2 BB: 0 P: 20	R: 0 E: 0 K: 1 S: 8 H: 1 LOB: 1 BB: 0 P: 11		1B: 7 2B: 4 3B: 0 HR: 1 SF: 0 SAC: 0 DP: 0 HBP: 0						

livebaseballscorecards.com

AB	36
R	6
H	12
RBI	6
BB	3
SO	9
LOB	21

WP: 2 PA: 39
PB: 0
SB: 0
CS: 0

PITCHER		IP	WLS	BF	H	R	ER	SO	BB	IBB	HBP	BLK	WP	HR	S	P	ERA	WHIP
30 Mark Mulder, L ERA: 4.43	(1, 1)	5.0	L	25	8	6	6	5	2	0	0	0	1	1	56	91	10.80	2.000
Josh Hancock, R ERA: 2.7	(6, 1)	2.0		10	3	0	0	3	1	0	0	0	1	0	24	42	0.00	2.000
34 Randy Flores, L ERA: 2.45	(8, 1)	1.0		4	1	0	0	1	0	0	0	0	0	0	8	11	0.00	1.000

PITCHER	IP	WLS	BF	H	R	ER	SO	BB	IBB	HBP	BLK	WP	HR	S	P	ERA	WHIP

Batter	1	2	3	4	5	6	7	8	9	AB	R	H	RBI	BB	SO	LOB
22 David Eckstein, R (1, 6) OBP: 0.402, SLG: 0.396	C X 0-1 26 1B 1B	C X 0-1 G4-3 ③			C B X 1-1 G6-3 ①		H 1-0 HBP		B S B X 2-1 1-2 1B	4	1	2	0	0	0	1
John Gall, R (1, 7) (8, 3) OBP: 0.222, SLG: 0.222	B X 1-0 26 1B 1-2 1B		B F X 1-1 G6-3 ①		C B F F S 1-3 K ②		C F B D S 2-3 K ②		F F S 0-3 K ③	5	0	1	0	0	3	4
7 Hector Luna, R (1, 5) OBP: 0.400, SLG: 0.468 15 Jim Edmonds, L (7, PH) (7, 3) (8, 8) OBP: 0.301, SLG: 0.400	B B X 2-0 F7 ①		C B B X 2-1 43 CS 1B		B B B B 4-0 BB		B F F F B X 2-2 F8 ③			2 1	0 0	1 0	0 0	1 0	0 0	2 2
43 Juan Encarnacion, R (1, 9) OBP: 0.245, SLG: 0.388	X 0-0 F7 ②		1 SAFE S F B X 1-2 1-2 HR ②		1 SAFE 1 SAFE C C B X 1-2 G1-3 ③			S X 0-1 G6-3 ①		4	1	1	1	0	0	3
26 Scott Spiezio, S (1, 3) (7, 5) OBP: 0.340, SLG: 0.523	X 0-0 1-3 2-H 1B		C B B B X 3-1 F8 ③			X 0-0 G1-3 ①		F B B X 2-1 F8 ②		4	0	1	1	0	0	0
So Taguchi, R (1, 8) OBP: 0.306, SLG: 0.318 40 Brian Falkenborg, R (8, 1)	B B X 2-0 F8 ③			X 0-0 G1-3 ①		C B F B X 2-2 G6-3 ②		C B B B X 3-1 G5-3 ③		4 0	0 0	0 0	0 0	0 0	0 0	2 0
4 Yadier Molina, R (1, 2) OBP: 0.170, SLG: 0.188		B C B B B 4-1 SH1-4 BB		B C X 1-1 G6-3 ②		F B F B X 2-2 CS 1B			B B C B C X 3-2 G6-3 ①	3	0	1	0	1	0	0
Aaron Miles, S (1, 4) OBP: 0.417, SLG: 0.397		B C X 1-1 F8 ①		C B C X 1-2 1B		C F F D 1-2 CS ③	C C B B F F F B X 3-2 SH1-4 1B		X 0-0 F8 ②	4	0	2	0	0	0	1
Sidney Ponson, R (1, 1) OBP: 0.429, SLG: 0.200 Jason Marquis, L (7, PH) OBP: 0.200, SLG: 0.214 41 Braden Looper, R (7, 1) 34 Randy Flores, L (7, 1) 53 John Rodriguez, L (8, 7) OBP: 0.500, SLG: 0.594		X 0-0 SH1-4 ② 1-2		C C X 0-2 G4-3 ③			C L X 0-2 SH1-4 ① 1-2		S C B X 1-2 22 1B 1B	1 0 0 0 1	0 0 0 0 0	0 0 0 0 1	0 0 0 0 0	0 0 0 0 0	0 0 0 0 0	1 0 0 0 0
Inning Stats	R: 1 E: 0 K: 0 S: 7 H: 3 LOB: 2 BB: 0 P: 12	R: 0 E: 0 K: 0 S: 6 H: 0 LOB: 1 BB: 1 P: 11	R: 1 E: 0 K: 0 S: 9 H: 2 LOB: 0 BB: 0 P: 16	R: 0 E: 0 K: 0 S: 9 H: 1 LOB: 1 BB: 0 P: 11	R: 0 E: 0 K: 1 S: 9 H: 0 LOB: 1 BB: 1 P: 16	R: 0 E: 0 K: 0 S: 10 H: 1 LOB: 0 BB: 0 P: 15	R: 0 E: 0 K: 1 S: 16 H: 1 LOB: 2 BB: 0 P: 24	R: 0 E: 0 K: 0 S: 6 H: 0 LOB: 0 BB: 0 P: 11	R: 0 E: 0 K: 1 S: 12 H: 2 LOB: 2 BB: 0 P: 18	1B: 9 2B: 0 3B: 0 HR: 1	SF: 0 SAC: 2 DP: 0 HBP: 1						

PITCHER		IP	WLS	BF	H	R	ER	SO	BB	IBB	HBP	BLK	WP	HR	S	P	ERA	WHIP
Dave Williams, L ERA: 7.61	(1, 1)	6.2		29	8	2	2	2	2	0	1	0	0	1	62	99	2.70	1.500
Rick White, R ERA: 4.26	(7, 1)	0.1		1	0	0	0	0	0	0	0	0	0	0	4	6	0.00	0.000
56 Todd Coffey, R ERA: 0.53	(8, 1)	2.0	W	8	2	0	0	1	0	0	0	0	0	0	18	29	0.00	1.000

PITCHER	IP	WLS	BF	H	R	ER	SO	BB	IBB	HBP	BLK	WP	HR	S	P	ERA	WHIP

TOP

St. Louis Cardinals @ Cincinnati Reds

Great American Ball Park, Cincinnati, OH

Tue May 02 2006, 12:35 PM EDT
Att. 25,133 - Partly Cloudy - 68 F

livebaseballscorecards.com

AB	33
R	2
H	10
RBI	2
BB	2
SO	3
LOB	16

St. Louis Cardinals @ Cincinnati Reds

Great American Ball Park, Cincinnati, OH

Tue May 02 2006, 12:35 PM EDT

Att. 25,133 - Partly Cloudy - 68 F

livebaseballscorecards.com

BOTTOM

Batter	1	2	3	4	5	6	7	8	9	AB	R	H	RBI	BB	SO	LOB
6 Ryan Freel, R (1, 8) OBP: 0.426, SLG: 0.341	F X 0-1 ① L9		B F X 1-1 ② FC5-4 1-2f		C B X 1-1 PO 1B		B C X 1-1 ② G6-3 2-3			4	0	1	0	0	0	2
Felipe Lopez, S (1, 6) OBP: 0.325, SLG: 0.378	C F B S 1-3 ② K		F SAFE X 0-1 ③ P6		1 SAFE 1 SAFE C 1 SAFE 0-1 ③ PO 1-2	C B X 1-1 ① F8	C B X 1-1 ③ F8			4	0	0	0	0	1	2
Adam Dunn, L (1, 7) OBP: 0.420, SLG: 0.626	X 0-0 ③ G4-3			B X 1-0 ① P5		B X 1-0 HR		B X 1-0 ① P5		4	1	1	1	0	0	0
12 Edwin Encarnación, R (1, 5) OBP: 0.416, SLG: 0.593		F S B B S 2-3 ① K		F X 0-1 BB 1B		B F B B C F F F X 3-2 HR		S B F F B F F B F 4-2 B CS BB		3	1	2	1	1	1	0
Scott Hatteberg, L (1, 3) OBP: 0.434, SLG: 0.426		C B B B B 4-1 4 FC6-4 BB		L B B B B 4-1 1-2 BB		S X 0-1 ② G1-3		1 SAFE C B F D S 2-3 ② K		2	0	0	0	2	1	1
Austin Kearns, R (1, 9) OBP: 0.372, SLG: 0.535	C F X 0-2 ② F7		F B X 1-1 ② F9		X 0-0 4 FC6-4 1B			B D S S S B 3-2 ③ CS 1-2	S B X 1-1 SH1-4 4 HBP 1B	4	1	2	0	0	0	3
4 Brandon Phillips, R (1, 4) OBP: 0.368, SLG: 0.543	F X 0-1 ③ FC6-4 1-2f		B D B B C C X 3-2 ③ L9		X 0-0 ③ FC6-4 1-2f				H 1-0 1B SH1-4 1-2 HBP	3	0	0	0	0	0	4
Jason LaRue, R (1, 2) OBP: 0.321, SLG: 0.280			C S B B B X 2-2 ① G5-3		F F B B B F F F X 2-2 ① F7		X 0-0 6 G6-3 SH1-3 1B		L S X 0-2 ① SH1-4 1-2 2-3	3	0	1	0	0	0	0
Dave Williams, L (1, 1) OBP: 0.250, SLG: 0.143			C F B B B B F X 3-2 6 FC5-4 1B		B S X 1-1 ② G4-3		X 0-0 ① SH1-3 1-2		D O X 2-0 2-3 3-H 1B	2	0	1	0	0	0	0
Rick White, R (7, 1)										0	0	0	0	0	0	0
Quinton McCracken, S (7, PH) OBP: 0.278, SLG: 0.438										0	0	0	0	0	0	0
56 Todd Coffey, R (8, 1)										0	0	0	0	0	0	0
Javier Valentin, S (9, PH) OBP: 0.283, SLG: 0.373										1	0	1	1	0	0	0
Inning Stats	R: 0 E: 0 K: 1 S: 6 H: 0 LOB: 0 BB: 0 P: 7	R: 0 E: 0 K: 1 S: 9 H: 0 LOB: 1 BB: 1 P: 15	R: 0 E: 0 K: 0 S: 11 H: 1 LOB: 1 BB: 0 P: 17	R: 0 E: 0 K: 0 S: 9 H: 1 LOB: 2 BB: 1 P: 18	R: 0 E: 0 K: 0 S: 11 H: 1 LOB: 0 BB: 0 P: 15	R: 2 E: 0 K: 0 S: 13 H: 3 LOB: 1 BB: 0 P: 18	R: 0 E: 0 K: 0 S: 6 H: 1 LOB: 1 BB: 0 P: 8	R: 0 E: 0 K: 1 S: 12 H: 0 LOB: 0 BB: 1 P: 22	R: 1 E: 0 K: 0 S: 6 H: 2 LOB: 2 BB: 0 P: 10	1B: 7 2B: 0 3B: 0 HR: 2 SF: 0 SAC: 2 DP: 0 HBP: 1							

	AB	30
	R	3
	H	9
	RBI	3
	BB	3
	SO	3
	LOB	12

WP: 0 PB: 0 SB: 0 CS: 1 PA: 38

PITCHER		IP	WLS	BF	H	R	ER	SO	BB	IBB	HBP	BLK	WP	HR	S	P	ERA	WHIP
Sidney Ponson, R ERA: 3.1	(1, 1)	6.0		25	6	2	2	2	2	0	0	0	0	2	59	90	3.00	1.333
41 Braden Looper, R ERA: 1.46	(7, 1)	0.2		3	1	0	0	0	0	0	0	0	0	0	4	5	0.00	1.500
34 Randy Flores, L ERA: 2.16	(7, 1)	1.0		4	0	0	0	1	1	0	0	0	0	0	12	20	0.00	1.000
40 Brian Falkenborg, R ERA: 13.5	(8, 1)	0.2	L	4	2	1	1	0	0	0	1	0	0	0	8	15	13.50	3.000

PITCHER	IP	WLS	BF	H	R	ER	SO	BB	IBB	HBP	BLK	WP	HR	S	P	ERA	WHIP

Batter	1	2	3	4	5	6	7	8	9	AB	R	H	RBI	BB	SO	LOB
6 Ryan Freel, R (1, 8) OBP: 0.411, SLG: 0.326	C B B X 2-1 ① F7		X 0-0 ① F9		C S B B X 2-2 ③ F8			X 0-0 ② G6-3		4	0	0	0	0	0	0
Felipe Lopez, S (1, 6) OBP: 0.323, SLG: 0.374	X 0-0 12 S BB 1B		C B X 1-1 ② G6-3			C B X 1-1 ① G4-3		C B F B B X 3-2 ③ G4-3		4	0	1	0	0	0	0
Rich Aurilia, R (1, 3) OBP: 0.341, SLG: 0.551 Scott Hatteberg, L (6, 3) OBP: 0.429, SLG: 0.419	B B 1 SAFE C B 1 SAFE X 3-1 ② P5		X 0-0 2B			B B F F X 2-2 ② G5-3			B C X 1-1 ① G3	3 1	0 0	1 0	0 0	0 0	0 0	1 0
Adam Dunn, L (1, 7) OBP: 0.423, SLG: 0.613	B B B B 4-0 1-2 BB		C X 0-1 ③ P6			B S X 1-1 ③ G4-3			B B B B 4-0 12 G6-4-3 BB	2	0	0	0	2	0	1
12 Edwin Encarnación, R (1, 5) OBP: 0.400, SLG: 0.567	B F X 1-1 ③ P6 2-3			F B B X 2-1 ① G6-3			B B B C C X 3-2 ① F7		B B C F X 2-2 ② ③ G6-4-3 1-2f	4	0	0	0	0	0	3
Austin Kearns, R (1, 9) OBP: 0.371, SLG: 0.529		B F B X 2-1 ① G6-3		X 0-0 ② G6-3			X 0-0 1B			3	0	1	0	0	0	0
4 Brandon Phillips, R (1, 4) OBP: 0.367, SLG: 0.534		C X 0-1 S S 1B		B B B C F S 3-3 ③ K			C X 0-1 ② F9			3	0	1	0	0	1	1
Jason LaRue, R (1, 2) OBP: 0.290, SLG: 0.250		1 SAFE B 1 B S X 2-1 ② L9 1-2			F F B B B F S 3-3 ① K		F S B B F B 1 SAFE F S 2-3 ③ K			3	0	0	0	0	2	2
Brandon Claussen, R (1, 1) 31 Matt Belisle, R (7, 1) Quinton McCracken, S (8, PH) OBP: 0.263, SLG: 0.412 Chris Hammond, L (8, 1)		C F F B S 1-3 ③ K 2-3			C F B S 1-3 ② K			C B C B F F X 2-2 ① G1-6-3		2 0 1 0	0 0 0 0	0 0 0 0	0 0 0 0	2 0 0 0	0 0 0 0	1 0 0 0
Inning Stats	R: 0 E: 0 K: 0 S: 7 H: 1 LOB: 2 BB: 1 P: 17	R: 0 E: 0 K: 1 S: 10 H: 1 LOB: 1 BB: 0 P: 15	R: 0 E: 0 K: 0 S: 6 H: 1 LOB: 1 BB: 0 P: 7	R: 0 E: 0 K: 1 S: 6 H: 0 LOB: 0 BB: 0 P: 11	R: 0 E: 0 K: 2 S: 10 H: 0 LOB: 0 BB: 0 P: 16	R: 0 E: 0 K: 0 S: 7 H: 0 LOB: 0 BB: 0 P: 11	R: 0 E: 0 K: 1 S: 11 H: 1 LOB: 1 BB: 0 P: 16	R: 0 E: 0 K: 0 S: 9 H: 0 LOB: 0 BB: 0 P: 14	R: 0 E: 0 K: 0 S: 5 H: 0 LOB: 0 BB: 1 P: 12	1B: 3 2B: 1 3B: 0 HR: 0	SF: 0 SAC: 0 DP: 1 HBP: 0						

TOP

Cincinnati Reds @ Colorado Rockies

Coors Field, Denver, CO

Wed May 03 2006, 6:35 PM MDT

Att. 18,214 - Overcast - 55 F

livebaseballscorecards.com

AB	30
R	0
H	4
RBI	0
BB	2
SO	5
LOB	9

PITCHER		IP	WLS	BF	H	R	ER	SO	BB	IBB	HBP	BLK	WP	HR	S	P	ERA	WHIP
26 Jeff Francis, L ERA: 3.6	(1, 1)	7.0	W	26	4	0	0	5	1	0	0	0	0	0	57	93	0.00	0.714
Jose Mesa, R ERA: 0.55	(8, 1)	1.0	H	3	0	0	0	0	0	0	0	0	0	0	9	14	0.00	0.000
40 Brian Fuentes, L ERA: 1.5	(9, 1)	1.0	S	3	0	0	0	0	1	0	0	0	0	0	5	12	0.00	1.000

PITCHER	IP	WLS	BF	H	R	ER	SO	BB	IBB	HBP	BLK	WP	HR	S	P	ERA	WHIP

Cincinnati Reds @ Colorado Rockies

Coors Field, Denver, CO

Wed May 03 2006, 6:35 PM MDT

Att. 18,214 - Overcast - 55 F

Batter	1	2	3	4	5	6	7	8	9	AB	R	H	RBI	BB	SO	LOB
Jamey Carroll, R (1, 6) OBP: 0.396, SLG: 0.326	G6-3		G6-3		5 2B 1B		G6-3			4	1	1	0	0	0	0
19 Ryan Spilborghs, R (1, 9) OBP: 0.571, SLG: 0.400	F9			27 F8 5 1B BB	F9		1B			3	0	1	0	1	0	2
5 Matt Holliday, R (1, 7) OBP: 0.308, SLG: 0.544	1B			S 1B	2B		K			4	0	3	2	0	1	1
27 Garrett Atkins, R (1, 5) OBP: 0.410, SLG: 0.538	F8			F8	IBB			G5-3		3	0	0	0	1	0	3
Eli Marrero, R (1, 3) OBP: 0.366, SLG: 0.667		K		F8	K			F8		3	0	0	0	0	2	4
Jason Smith, L (8, 4) OBP: 0.375, SLG: 0.474										1	0	0	0	0	0	0
Luis Gonzalez, R (1, 4) OBP: 0.250, SLG: 0.364 (8, 3)		F8		K		F8		1B		4	0	1	0	0	1	2
Choo Freeman, R (1, 8) OBP: 0.267, SLG: 0.310		G6-3			E S 1B 1B	G6-3		F9		4	1	1	0	0	0	1
Danny Ardoin, R (1, 2) OBP: 0.230, SLG: 0.246			F9		26 FC2-6 1B	K				3	0	1	1	0	1	0
26 Jeff Francis, L (1, 1) OBP: 0.214, SLG: 0.083			G3		FC2-6 1B 5 2B		K			3	1	0	0	0	1	1
Jose Mesa, R (8, 1)										0	0	0	0	0	0	0
40 Brian Fuentes, L (9, 1)										0	0	0	0	0	0	0

Inning Stats	1	2	3	4	5	6	7	8	9	
	R: 0 H: 1	R: 0 H: 0	R: 0 H: 0	R: 0 H: 1	R: 3 H: 4	R: 0 H: 0	R: 0 H: 1	R: 0 H: 1		1B: 7 SF: 0
	E: 0 LOB: 1	E: 0 LOB: 0	E: 0 LOB: 0	E: 0 LOB: 2	E: 0 LOB: 2	E: 0 LOB: 0	E: 0 LOB: 1	E: 0 LOB: 1		2B: 1 SAC: 0
	K: 0 BB: 0	K: 1 BB: 0	K: 0 BB: 0	K: 1 BB: 1	K: 1 BB: 1	K: 1 BB: 0	K: 2 BB: 0	K: 0 BB: 0		3B: 0 DP: 0
	S: 7 P: 10	S: 6 P: 10	S: 7 P: 11	S: 11 P: 18	S: 16 P: 21	S: 7 P: 13	S: 13 P: 16	S: 9 P: 13		HR: 0 HBP: 0

PITCHER		IP	WLS	BF	H	R	ER	SO	BB	IBB	HBP	BLK	WP	HR	S	P	ERA	WHIP
Brandon Claussen, L ERA: 5.63	(1, 1)	6.2	L	29	7	3	3	5	1	1	0	0	0	0	62	92	4.05	1.200
31 Matt Belisle, R ERA: 4.5	(7, 1)	0.1		1	0	0	0	1	0	0	0	0	0	0	5	7	0.00	0.000
Chris Hammond, L ERA: 13.5	(8, 1)	1.0		4	1	0	0	0	0	0	0	0	0	0	9	13	0.00	1.000

livebaseballscorecards.com

AB	32
R	3
H	8
RBI	3
BB	2
SO	6
LOB	14

WP: 0 PA: 34
PB: 0
SB: 2
CS: 0

Cincinnati Reds @ Colorado Rockies

Coors Field, Denver, CO

Thu May 04 2006, 6:35 PM MDT

Att. 18,204 - Overcast - 48 F

livebaseballscorecards.com

TOP

Batter	1	2	3	4	5	6	7	8	9	AB	R	H	RBI	BB	SO	LOB
Felipe Lopez, S (1, 6) OBP: 0.318, SLG: 0.361	F8	G1-3 1-2			F8		FC1-2 1-2 2-3 BB		G4-3	4	0	0	0	1	0	1
4 Brandon Phillips, R (1, 4) OBP: 0.345, SLG: 0.500	G1-3	L7			F9		F6		G4-3	5	0	0	0	0	0	4
Adam Dunn, L (1, 7) OBP: 0.414, SLG: 0.622 6 Ryan Freel, R (9, 8) OBP: 0.411, SLG: 0.326	K		G3-1			HR	FC1-2 1-2 2-3 3-Hf		F8	5 0	1 0	1 0	1 0	0 0	1 0	3 0
12 Edwin Encarnación, R (1, 5) OBP: 0.394, SLG: 0.553		BB 1B 1B	K			G5-3		K		4	1	1	0	0	2	0
Scott Hatteberg, L (1, 3) OBP: 0.444, SLG: 0.446		1B HR 1-2 BB	F9			G4-6-3 1B		1B 2B		3	2	2	0	1	0	0
Austin Kearns, R (1, 9) OBP: 0.375, SLG: 0.528		HR 1-2 2-H 1B		F8		G4-6-3 1-2f		27 2B 2-H 1B		4	2	2	2	0	0	1
27 Chris Denorfia, R (1, 8) OBP: 0.500, SLG: 0.833 (9, 7)	K	F8					G6-3			4	0	1	1	0	1	2
Jason LaRue, R (1, 2) OBP: 0.314, SLG: 0.375	HR 1-H 2-H	G5-3					1B 39 1B BB FC1-2	K		4	1	2	3	0	1	1
39 Aaron Harang, R (1, 1) OBP: 0.211, SLG: 0.211 Rick White, R (9, 1)	G1-3 1B				K		FC1-2 BB 1-2 1B	G3		4 0	0 0	2 0	0 0	0 0	1 0	1 0
Inning Stats	R: 0 E: 0 K: 1 S: 6 H: 0 LOB: 0 BB: 0 P: 8	R: 4 E: 0 K: 1 S: 17 H: 4 LOB: 1 BB: 1 P: 31	R: 0 E: 0 K: 1 S: 9 H: 0 LOB: 0 BB: 0 P: 16	R: 0 E: 0 K: 0 S: 6 H: 0 LOB: 0 BB: 0 P: 7	R: 0 E: 0 K: 1 S: 7 H: 0 LOB: 0 BB: 0 P: 9	R: 1 E: 0 K: 0 S: 9 H: 2 LOB: 0 BB: 0 P: 16	R: 0 E: 0 K: 0 S: 19 H: 2 LOB: 3 BB: 1 P: 28	R: 2 E: 0 K: 2 S: 21 H: 3 LOB: 1 BB: 0 P: 29	R: 0 E: 0 K: 0 S: 8 H: 0 LOB: 0 BB: 0 P: 11	1B: 7 2B: 2 3B: 0 HR: 2 SF: 0 SAC: 0 DP: 1 HBP: 0						

	AB	37
	R	7
	H	11
	RBI	7
	BB	2
	SO	6
	LOB	13

WP: 0 PA: 39
PB: 0
SB: 0
CS: 0

PITCHER		IP	WLS	BF	H	R	ER	SO	BB	IBB	HBP	BLK	WP	HR	S	P	ERA	WHIP
37 Josh Fogg, R ERA: 5.18	(1, 1)	6.1	L	28	8	5	5	4	2	0	0	0	0	2	67	106	7.11	1.579
David Cortes, R ERA: 1.38	(7, 1)	0.1		1	0	0	0	0	0	0	0	0	0	0	4	6	0.00	0.000
39 Tom Martin, L ERA: 5.79	(7, 1)	1.1		7	3	2	2	2	0	0	0	0	0	0	23	32	13.50	2.250
Scott Dohmann, R ERA: 2.45	(9, 1)	1.0		3	0	0	0	0	0	0	0	0	0	0	8	11	0.00	0.000

PITCHER	IP	WLS	BF	H	R	ER	SO	BB	IBB	HBP	BLK	WP	HR	S	P	ERA	WHIP

Cincinnati Reds @ Colorado Rockies

Coors Field, Denver, CO

Thu May 04 2006, 6:35 PM MDT

Att. 18,204 - Overcast - 48 F

BOTTOM

livebaseballscorecards.com

Batter	1	2	3	4	5	6	7	8	9	AB	R	H	RBI	BB	SO	LOB
18 Cory Sullivan, L (1, 8) OBP: 0.361, SLG: 0.527	K		G6-3		2B		K2-3			4	0	1	0	0	2	0
Jamey Carroll, R (1, 6) OBP: 0.386, SLG: 0.320	1B		G4-3		G4-3			K		4	0	1	0	0	1	1
5 Matt Holliday, R (1, 7) OBP: 0.298, SLG: 0.525	FC4		K		G5-3			G6-3		4	0	0	0	0	1	2
27 Garrett Atkins, R (1, 5) OBP: 0.405, SLG: 0.528	G6-4-3			F8	G5-3			1B		4	0	1	0	0	0	2
11 Brad Hawpe, L (1, 9) OBP: 0.458, SLG: 0.686		1B		K	BB			G4-3		3	1	1	0	1	1	1
Eli Marrero, R (1, 3) OBP: 0.400, SLG: 0.692		2B		1B	K				G4-3 DI BB	3	0	2	0	1	1	1
Jason Smith, L (1, 4) OBP: 0.373, SLG: 0.467 David Cortes, R (7, 1) 39 Tom Martin, L (7, 1) Scott Dohmann, R (9, 1) Choo Freeman, R (9, PH) OBP: 0.258, SLG: 0.300		K		1B	K			K		3 0 0 0 1	0 0 0 0 0	1 0 0 0 0	0 0 0 0 0	0 0 0 0 1	2 0 0 0 1	3 0 0 0 1
Danny Ardoin, R (1, 2) OBP: 0.215, SLG: 0.230		G6-3		K		F7		G4-3		4	0	0	1	0	1	4
37 Josh Fogg, R (1, 1) Luis Gonzalez, R (7, 4) OBP: 0.243, SLG: 0.353		K			G3-1	K		K		2 2	0 0	0 0	0 0	0 0	1 2	1 1

Inning Stats	1	2	3	4	5	6	7	8	9
	R: 0 H: 1 E: 1 LOB: 1 K: 1 BB: 0 S: 11 P: 16	R: 1 H: 2 E: 0 LOB: 1 K: 2 BB: 0 S: 15 P: 21	R: 0 H: 0 E: 0 LOB: 0 K: 1 BB: 0 S: 7 P: 8	R: 0 H: 2 E: 0 LOB: 2 K: 2 BB: 0 S: 11 P: 16	R: 0 H: 1 E: 0 LOB: 1 K: 0 BB: 0 S: 5 P: 7	R: 0 H: 0 E: 0 LOB: 1 K: 2 BB: 1 S: 8 P: 15	R: 0 H: 0 E: 0 LOB: 0 K: 2 BB: 0 S: 9 P: 10	R: 0 H: 1 E: 0 LOB: 1 K: 1 BB: 0 S: 9 P: 15	R: 0 H: 0 E: 0 LOB: 1 K: 2 BB: 1 S: 14 P: 22

AB	34	
R	1	
H	7	
RBI	1	
BB	2	
SO	13	
LOB	17	

PITCHER		IP	WLS	BF	H	R	ER	SO	BB	IBB	HBP	BLK	WP	HR	S	P	ERA	WHIP	PITCHER	IP	WLS	BF	H	R	ER	SO	BB	IBB	HBP	BLK	WP	HR	S	P	ERA	WHIP
39 Aaron Harang, R ERA: 3.78	(1, 1)	8.1	W	34	7	1	1	12	2	0	0	0	0	0	83	121	1.08	1.080																	
Rick White, R ERA: 4.05	(9, 1)	0.2		2	0	0	0	1	0	0	0	0	0	0	6	9	0.00	0.000																	

Batter	1	2	3	4	5	6	7	8	9	AB	R	H	RBI	BB	SO	LOB
6 Ryan Freel, R (1, 4) OBP: 0.397, SLG: 0.312	C B B F B X 3-2 G6-3		X 0-0 G5-3		C B X 1-1 FC6-4 1-2f 2-3		C F X 0-2 P1			4	0	0	0	0	0	5
Felipe Lopez, S (1, 6) OBP: 0.324, SLG: 0.366	C B B X 2-1 F8			X 0-0 S 1B	1 SAFE 1 SAFE C 1 SAFE B B B 1 SAFE B 1 SAFE 3-1 X G4-3			C B X 1-1 G4-6-3 1B		4	0	2	0	0	0	2
Adam Dunn, L (1, 7) OBP: 0.402, SLG: 0.598	C S B F B C 2-3 K			X 0-0 F7		C B B B X 3-1 F8		C B B F C 2-3 K		4	0	0	0	0	2	2
Scott Hatteberg, L (1, 3) OBP: 0.424, SLG: 0.420		B C B X 2-1 G5-3		C B C S 1-3 K 1-2		B B F X 2-1 G4-3		C B B F F F X 1-2 G4-6-3 1-2f		4	0	0	0	0	1	2
12 Edwin Encarnación, R (1, 5) OBP: 0.389, SLG: 0.536		C B S F H 2-2 G4-6-3 HBP		B F F F B X 2-2 F7		C B B B F X 3-2 G6-3			C X 0-1 P2	3	0	0	0	0	0	1
Javier Valentin, S (1, 2) OBP: 0.298, SLG: 0.382		X 0-0 G4-6-3 1-2f			B F B X 2-1 2B FC4-2 1B		F S S 0-3 K		C X 0-1 G6-4-3 1B	4	0	2	0	0	1	1
Austin Kearns, R (1, 9) OBP: 0.379, SLG: 0.536			C X 0-1 G5-3		B X 1-0 FC4-2 1-3 1B 2B		B X 1-0 E 1B		C X 0-1 G6-4-3 1-2f	4	1	2	0	0	0	1
Quinton McCracken, S (1, 8) OBP: 0.273, SLG: 0.400			C E B X 1-2 54 S 1B		B X 1-0 FC4-2 6 FC6-4 1B 2-3 3-H		B X 1-0 FC1 1-2			3	0	1	0	0	0	3
54 Elizardo Ramirez, S (1, 1) OBP: 0.200, SLG: 0.200 Ray Olmedo, S (5, PH) OBP: 1.000, SLG: 1.000 Chris Hammond, L (5, 1) 27 Chris Denorfia, R (7, PH) OBP: 0.429, SLG: 0.714 37 Brian Shackelford, L (7, 1) 25 David Weathers, R (8, 1)			L L M 0-3 K 1-2		B X 1-0 6 FC6-4 1-2 3-H 1B		C F F X 0-2 F5			1 0 0 0 0 1 1 1 0 1 1 0 0 0 0 0 0 0 0 0 0 1 0 0 0 0 0 2 0 0 0 0 0 0 0 0 0 0 0 0 0 0						

Inning Stats									
	R: 0 E: 0 K: 1 S: 9	H: 0 LOB: 0 BB: 0 P: 16	R: 0 E: 0 K: 0 S: 6	H: 0 LOB: 0 BB: 0 P: 10	R: 0 E: 0 K: 1 S: 9	H: 1 LOB: 1 BB: 0 P: 10	R: 0 E: 0 K: 1 S: 9	H: 1 LOB: 1 BB: 0 P: 12	R: 1 E: 0 K: 0 S: 9	H: 3 LOB: 2 BB: 0 P: 18
	R: 0 E: 0 K: 0 S: 7	H: 0 LOB: 0 BB: 0 P: 15	R: 0 E: 1 K: 1 S: 12	H: 1 LOB: 2 BB: 0 P: 14	R: 0 E: 0 K: 1 S: 10	H: 1 LOB: 0 BB: 0 P: 14	R: 0 E: 0 K: 0 S: 6	H: 1 LOB: 0 BB: 0 P: 6	1B: 7 2B: 1 3B: 0 HR: 0	SF: 0 SAC: 0 DP: 3 HBP: 1	WP: 0 PB: 0 SB: 2 CS: 0	PA: 34				

PITCHER		IP	WLS	BF	H	R	ER	SO	BB	IBB	HBP	BLK	WP	HR	S	P	ERA	WHIP
17 Brandon Webb, R ERA: 2.05	(1, 1)	8.0	W	31	7	1	1	5	0	0	1	0	0	0	71	109	1.12	0.875
Jason Grimsley, R ERA: 5.12	(9, 1)	1.0		3	1	0	0	0	0	0	0	0	0	0	6	6	0.00	1.000

PITCHER	IP	WLS	BF	H	R	ER	SO	BB	IBB	HBP	BLK	WP	HR	S	P	ERA	WHIP

TOP

Cincinnati Reds @ Arizona Diamondbacks

Chase Field, Phoenix, AZ

Fri May 05 2006, 6:40 PM MST

Att. 21,077 - Clear - 74 F

livebaseballscorecards.com

AB	33
R	1
H	8
RBI	1
BB	0
SO	5
LOB	20

Batter	1	2	3	4	5	6	7	8	9	AB	R	H	RBI	BB	SO	LOB
Craig Counsell, L (1, 6) OBP: 0.380, SLG: 0.405	C C B B X 2-2 G6-3 ①	B B B C B 4-1 22 E 1-2 BLK BB		B C X 1-1 G6-3 ②		C C C 0-3 K ③				3	1	0	0	1	1	2
22 Eric Byrnes, R (1, 8) OBP: 0.361, SLG: 0.453	B C C S 1-3 K ②	X 0-0 E3 BLK BB 1B 1-3 2-H 1B		B X 1-0 P5 ③			B C B F B B 4-2 BB			3	1	1	0	1	1	0
Chad Tracy, L (1, 5) OBP: 0.349, SLG: 0.538	B B X 2-0 G6-3 ③	B 1 SAFE B 1 SAFE B 1 B 4-0 BLK E 1-2 BB			C B F B B X 3-2 G4-3 ①		B F S S 1-3 K ①			3	1	0	0	1	1	1
Luis Gonzalez, L (1, 7) OBP: 0.349, SLG: 0.514		X 1-0 E 2B B C X 2-1 E4 1-H 2-H 3-H 1B			B C X 1-1 P4 ②		C S S 0-3 K ②			4	1	2	1	0	1	1
Tony Clark, S (1, 3) OBP: 0.300, SLG: 0.310		B C B B X 3-2 L9 ③ X 0-1 L8			C F B B B X 3-2 P4 ③		S S S X 0-2 G1-3 ③			4	0	0	0	0	0	3
Shawn Green, L (1, 9) OBP: 0.367, SLG: 0.426		B C B X 2-1 E6 2B 2-H X 0-0 L9 ①				C F X 0-2 G6-3 ①		B B B C B 4-1 G6-3 BB		3	1	0	0	1	0	0
Johnny Estrada, S (1, 2) OBP: 0.329, SLG: 0.473	B X 1-0 1 G4-3 17 1B 2-H 2B C B F F F X 1-2 F8 ②					S X 0-1 17 SH1-4 1 BB 1B		X 0-0 G6-3 ① ② 1-2f		4	1	2	1	0	0	1
1 Orlando Hudson, S (1, 4) OBP: 0.297, SLG: 0.292	B B F C X 2-2 G4-3 ② 2-3	X 0-0 G6-3 ③				B S B B B 4-1 17 SH1-4 1-2 BB		B B F B X 3-1 1B		3	0	1	0	1	0	1
17 Brandon Webb, R (1, 1) OBP: 0.200, SLG: 0.211 30 Jeff DaVanon, S (8, PH) OBP: 0.351, SLG: 0.426 Jason Grimsley, R (9, 1)	B C X 1-1 22 1B 22 BB E 3-H 1B			B B C C S 2-3 K ①		X 0-0 SH1-4 ② 1-2 2-3		S B C B C 2-3 K ③		2 1 0	1 0 0	1 0 0	1 0 0	0 0 0	1 1 0	0 1 0
Inning Stats	R: 0 E: 0 K: 1 S: 7 H: 0 LOB: 0 BB: 0 P: 12	R: 7 E: 3 K: 0 S: 18 H: 5 LOB: 1 BB: 2 P: 38	R: 0 E: 0 K: 0 S: 8 H: 0 LOB: 0 BB: 0 P: 9	R: 0 E: 0 K: 1 S: 6 H: 0 LOB: 0 BB: 0 P: 10	R: 0 E: 0 K: 0 S: 8 H: 0 LOB: 0 BB: 0 P: 15	R: 0 E: 0 K: 1 S: 10 H: 1 LOB: 2 BB: 1 P: 14	R: 0 E: 0 K: 2 S: 11 H: 0 LOB: 1 BB: 1 P: 16	R: 0 E: 0 K: 1 S: 7 H: 1 LOB: 1 BB: 1 P: 16		1B: 5 2B: 2 3B: 0 HR: 0	SF: 0 SAC: 1 DP: 1 HBP: 0			WP: 0 PB: 0 SB: 0 CS: 0	PA: 36	

PITCHER		IP	WLS	BF	H	R	ER	SO	BB	IBB	HBP	BLK	WP	HR	S	P	ERA	WHIP
54 Elizardo Ramirez, R ERA: 3.18	(1, 1)	4.0	L	20	5	7	1	2	2	0	0	1	0	0	39	69	2.25	1.750
Chris Hammond, L ERA: 10.13	(5, 1)	2.0		8	1	0	0	1	1	0	0	0	0	0	18	29	0.00	1.000
37 Brian Shackelford, L ERA:	(7, 1)	1.0		4	0	0	0	2	1	0	0	0	0	0	11	16	0.00	1.000
25 David Weathers, R ERA: 3.46	(8, 1)	1.0		4	1	0	0	1	1	0	0	0	0	0	7	16	0.00	2.000

PITCHER	IP	WLS	BF	H	R	ER	SO	BB	IBB	HBP	BLK	WP	HR	S	P	ERA	WHIP

BOTTOM

Cincinnati Reds @ Arizona Diamondbacks

Chase Field, Phoenix, AZ

Fri May 05 2006, 6:40 PM MST

Att. 21,077 - Clear - 74 F

livebaseballscorecards.com

AB	30
R	7
H	7
RBI	3
BB	5
SO	6
LOB	10

Batter	1	2	3	4	5	6	7	8	9	AB	R	H	RBI	BB	SO	LOB
6 Ryan Freel, R (1, 8) OBP: 0.383, SLG: 0.299	L4	F9			F8		P4			4	0	0	0	0	0	0
Felipe Lopez, S (1, 6) OBP: 0.329, SLG: 0.394	IHR		G4-3		1B			K		4	1	2	1	0	1	0
Adam Dunn, L (1, 7) OBP: 0.397, SLG: 0.581	BB		K		K			F8		3	0	0	0	1	2	1
12 Edwin Encarnación, R (1, 5) OBP: 0.402, SLG: 0.550	BB		1B			F9 2B		G6-3		3	0	2	0	1	0	0
Scott Hatteberg, L (1, 3) OBP: 0.416, SLG: 0.403	P6		G1-3			P2			FC4-6 BB	3	0	0	0	1	0	4
Austin Kearns, R (1, 9) OBP: 0.375, SLG: 0.522	BB			P4		F9			P6	3	0	0	0	1	0	2
4 Brandon Phillips, R (1, 4) OBP: 0.330, SLG: 0.476	K			L6		G3			P4	4	0	0	0	0	1	5
26 David Ross, R (1, 2) OBP: 0.351, SLG: 0.613		G1-3		K			F8		FC4-6 1-2f	2	0	0	0	0	1	0
Ray Olmedo, S (7, PH) OBP: 0.500, SLG: 0.500										1	0	0	0	0	0	0
37 Brian Shackelford, L (7, 1)										0	0	0	0	0	0	0
Kent Mercker, L (8, 1)										0	0	0	0	0	0	0
Quinton McCracken, S (9, PH) OBP: 0.261, SLG: 0.381										1	0	0	0	0	0	1
61 Bronson Arroyo, R (1, 1) OBP: 0.200, SLG: 0.444		K			K		K			2	0	0	0	0	2	0
Javier Valentin, S (7, PH) OBP: 0.293, SLG: 0.375										1	0	0	0	0	1	0
(7, 2)																
Inning Stats	R: 1 E: 0 K: 1 S: 20 H: 1 LOB: 3 BB: 3 P: 42	R: 0 E: 0 K: 1 S: 7 H: 0 LOB: 0 BB: 0 P: 9	R: 0 E: 0 K: 1 S: 11 H: 1 LOB: 1 BB: 0 P: 17	R: 0 E: 0 K: 1 S: 8 H: 0 LOB: 0 BB: 0 P: 13	R: 0 E: 0 K: 2 S: 10 H: 1 LOB: 1 BB: 0 P: 15	R: 0 E: 0 K: 0 S: 9 H: 1 LOB: 1 BB: 0 P: 11	R: 0 E: 0 K: 1 S: 11 H: 0 LOB: 0 BB: 0 P: 14	R: 0 E: 0 K: 1 S: 5 H: 0 LOB: 0 BB: 0 P: 7	R: 0 E: 0 K: 0 S: 13 H: 0 LOB: 1 BB: 1 P: 22	1B: 2 2B: 1 3B: 0 HR: 1 SF: 0 SAC: 0 DP: 0 HBP: 0							

TOP

Cincinnati Reds @ Arizona Diamondbacks

Chase Field, Phoenix, AZ

Sat May 06 2006, 6:40 PM MST

Att. 27,204 - Clear - 76 F

livebaseballscorecards.com

AB	31
R	1
H	4
RBI	1
BB	4
SO	8
LOB	13

PITCHER		IP	WLS	BF	H	R	ER	SO	BB	IBB	HBP	BLK	WP	HR	S	P	ERA	WHIP
Claudio Vargas, R ERA: 3.77	(1, 1)	6.0	W	25	4	1	1	6	3	0	0	0	0	0	65	107	1.50	1.167
Luis Vizcaino, R ERA: 2.25	(7, 1)	1.0	H	3	0	0	0	1	0	0	0	0	0	0	11	14	0.00	0.000
Brandon Lyon, R ERA: 1.32	(8, 1)	1.0	H	3	0	0	0	1	0	0	0	0	0	0	5	7	0.00	0.000
Jose Valverde, R ERA: 2.92	(9, 1)	1.0	S	4	0	0	0	0	1	0	0	0	0	0	13	22	0.00	1.000

PITCHER	IP	WLS	BF	H	R	ER	SO	BB	IBB	HBP	BLK	WP	HR	S	P	ERA	WHIP

Batter	1	2	3	4	5	6	7	8	9	AB	R	H	RBI	BB	SO	LOB
Craig Counsell, L (1, 6) OBP: 0.385, SLG: 0.402	F7	1B		G4-3		BB				3	0	1	2	1	0	1
30 Jeff DaVanon, S (1, 8) OBP: 0.346, SLG: 0.417	1B	G4-3		G4-3		G3-1				4	0	1	0	0	0	5
Chad Tracy, L (1, 5) OBP: 0.353, SLG: 0.537	F7		34 G5-3 1B 1B		1B		F9			4	0	2	0	0	0	1
Luis Gonzalez, L (1, 7) OBP: 0.338, SLG: 0.495	G3		F8		F9		P5			4	0	0	0	0	0	3
34 Conor Jackson, R (1, 3) OBP: 0.378, SLG: 0.482 Brandon Lyon, R (8, 1) Jose Valverde, R (9, 1)		G4-3 2B 2B	G5-3		F8		F8			4 0 0	1 0 0	1 0 0	0 0 0	0 0 0	0 0 0	2 0 0
Shawn Green, L (1, 9) OBP: 0.372, SLG: 0.438	SAFE G4-3		1B		F7			G6-3 2B		4	0	2	0	0	0	2
Johnny Estrada, S (1, 2) OBP: 0.349, SLG: 0.526		1 1B 1B 2B		1 1B G4-3 2B		1 G4-3 2B		G6-3		4	2	3	1	0	0	1
1 Orlando Hudson, S (1, 4) OBP: 0.303, SLG: 0.300		1B 1B		G4-3 SH1-4 1B		G4-3		K		4	0	2	0	0	1	2
Claudio Vargas, R (1, 1) OBP: 0.100, SLG: 0.100 Damion Easley, R (6, PH) OBP: 0.373, SLG: 0.489 Luis Vizcaino, R (7, 1) Tony Clark, S (8, 3) OBP: 0.294, SLG: 0.302		K		SH1-4		L4		G5-3		1 1 0 1	0 0 0 0	0 0 0 0	0 0 0 0	0 0 0 0	1 0 0 0	2 1 0 1
Inning Stats	R: 0 E: 0 K: 0 S: 13 H: 1 LOB: 1 BB: 0 P: 18	R: 2 E: 0 K: 1 S: 15 H: 4 LOB: 2 BB: 0 P: 21	R: 0 E: 0 K: 0 S: 6 H: 2 LOB: 2 BB: 0 P: 8	R: 1 E: 0 K: 0 S: 9 H: 2 LOB: 1 BB: 0 P: 13	R: 0 E: 0 K: 0 S: 5 H: 1 LOB: 1 BB: 0 P: 9	R: 0 E: 0 K: 0 S: 11 H: 1 LOB: 2 BB: 1 P: 21	R: 0 E: 0 K: 0 S: 5 H: 0 LOB: 0 BB: 0 P: 8	R: 0 E: 0 K: 1 S: 9 H: 1 LOB: 1 BB: 0 P: 12		1B: 7 2B: 5 3B: 0 HR: 0	SF: 0 SAC: 1 DP: 0 HBP: 0					

PITCHER	IP	WLS	BF	H	R	ER	SO	BB	IBB	HBP	BLK	WP	HR	S	P	ERA	WHIP
61 Bronson Arroyo, R (1, 1) ERA: 2.36	6.0	L	29	11	3	3	1	1	0	0	0	0	0	59	90	4.50	2.000
37 Brian Shackelford, L (7, 1) ERA:	1.0		3	0	0	0	0	0	0	0	0	0	0	5	8	0.00	0.000
Kent Mercker, L (8, 1) ERA: 2.45	1.0		4	1	0	0	1	0	0	0	0	0	0	9	12	0.00	1.000

PITCHER	IP	WLS	BF	H	R	ER	SO	BB	IBB	HBP	BLK	WP	HR	S	P	ERA	WHIP

BOTTOM

Cincinnati Reds @ Arizona Diamondbacks

Chase Field, Phoenix, AZ

Sat May 06 2006, 6:40 PM MST

Att. 27,204 - Clear - 76 F

livebaseballscorecards.com

AB	34
R	3
H	12
RBI	3
BB	1
SO	2
LOB	21

Batter	1	2	3	4	5	6	7	8	9	AB	R	H	RBI	BB	SO	LOB
Quinton McCracken, S (1, 8) OBP: 0.321, SLG: 0.400	F9		2B 1B	1B		1B 2B BB		F8		4	2	2	0	1	0	0
Felipe Lopez, S (1, 6) OBP: 0.345, SLG: 0.417	CS 1B		HR 2B	P4		2B 1B		1B		5	2	4	1	0	0	1
Adam Dunn, L (1, 7) OBP: 0.404, SLG: 0.615	BB		HR		K	2B		P6		4	1	2	5	1	1	1
12 Edwin Encarnación, R (1, 5) OBP: 0.393, SLG: 0.562	K		K		P2	G4-3			HR	5	1	1	1	0	2	2
Scott Hatteberg, L (1, 3) OBP: 0.404, SLG: 0.429		F8 HR			G6-3		G4-3		K	5	1	1	1	0	1	0
Austin Kearns, R (1, 9) OBP: 0.391, SLG: 0.571		2B	P2			HR	4 1B BB		4 L5-4 2B	4	1	3	1	1	0	0
4 Brandon Phillips, R (1, 4) OBP: 0.323, SLG: 0.460		P4	F9			F9	G5-4-3 1B		L5-4	5	0	1	0	0	0	2
Jason LaRue, R (1, 2) OBP: 0.333, SLG: 0.353 56 Todd Coffey, R (7, 1) Kent Mercker, L (8, 1) 25 David Weathers, R (9, 1)		IBB		L7		1B BB 2B BB	G5-4-3			2 0 0 0	1 0 0 0	0 0 0 0	0 0 0 0	2 0 0 0	0 0 0 0	2 0 0 0
Dave Williams, L (1, 1) OBP: 0.200, SLG: 0.111 Ray Olmedo, S (6, PH) OBP: 0.333, SLG: 0.333 Rick White, R (6, 1) 37 Brian Shackelford, L (6, 1) 26 David Ross, R (7, 2) OBP: 0.342, SLG: 0.594		K		G3		F7 1 SAFE		P4		2 1 0 0 1	0 0 0 0 0	0 0 0 0 0	0 0 0 0 0	0 0 0 0 0	1 0 0 0 0	2 1 0 0 0
Inning Stats	R: 0 E: 0 K: 1 S: 8 H: 1 LOB: 1 BB: 1 P: 15	R: 0 E: 0 K: 1 S: 9 H: 1 LOB: 2 BB: 1 P: 21	R: 4 E: 0 K: 1 S: 15 H: 4 LOB: 0 BB: 0 P: 25	R: 0 E: 0 K: 0 S: 9 H: 1 LOB: 1 BB: 0 P: 15	R: 0 E: 0 K: 1 S: 9 H: 0 LOB: 0 BB: 0 P: 13	R: 4 E: 0 K: 0 S: 16 H: 3 LOB: 1 BB: 2 P: 30	R: 0 E: 0 K: 0 S: 13 H: 1 LOB: 1 BB: 1 P: 21	R: 0 E: 0 K: 0 S: 8 H: 1 LOB: 1 BB: 0 P: 11	R: 1 E: 0 K: 1 S: 10 H: 2 LOB: 0 BB: 0 P: 14	1B: 6 2B: 5 3B: 0 HR: 4 SF: 0 SAC: 0 DP: 2 HBP: 0						

TOP

Cincinnati Reds @ Arizona Diamondbacks

Chase Field, Phoenix, AZ

Sun May 07 2006, 1:40 PM MST
Att. 27,727 - Roof Closed - 74 F

livebaseballscorecards.com

AB	38
R	9
H	14
RBI	9
BB	5
SO	5
LOB	11

PITCHER		IP	WLS	BF	H	R	ER	SO	BB	IBB	HBP	BLK	WP	HR	S	P	ERA	WHIP
Orlando Hernandez, R ERA: 7.36	(1, 1)	5.2	L	29	9	8	8	4	3	1	0	0	0	3	63	113	12.71	2.118
Greg Aquino, R ERA: 4.97	(6, 1)	0.1		2	1	0	0	0	0	0	0	0	0	0	3	6	0.00	3.000
55 Casey Daigle, R ERA: 3.0	(7, 1)	0.1		3	1	0	0	0	1	0	0	0	0	0	11	18	0.00	6.000
28 Brandon Medders, R ERA: 4.0	(7, 1)	1.2		5	1	0	0	0	0	0	0	0	0	0	10	14	0.00	0.600
Luis Vizcaino, R ERA: 2.65	(9, 1)	1.0		4	2	1	1	1	0	0	0	0	0	1	10	14	9.00	2.000

PITCHER	IP	WLS	BF	H	R	ER	SO	BB	IBB	HBP	BLK	WP	HR	S	P	ERA	WHIP

Batter	1	2	3	4	5	6	7	8	9	AB	R	H	RBI	BB	SO	LOB
22 Eric Byrnes, R (1, 8) OBP: 0.375, SLG: 0.462 Luis Vizcaino, R (9, 1)	X 0-0 34 E 2B		C X 0-1 ① F7	B C S 1 B X SAFE 2-2 ① P4		C H 1-1 1 3B HBP		B B H 3-0 1-2 HBP		3 0	1 0	1 0	0 0	0 0	0 0	1 0
1 Orlando Hudson, S (1, 4) OBP: 0.315, SLG: 0.325	C F F B B F B B 4-2 34 E BB		C X 0-1 FC1-6 1B	B C X 1-1 ② G6-3 1-2		S D X 1-1 1-H 2-H 3B		B F C S 1-3 ② K		4	0	2	2	1	1	3
Chad Tracy, L (1, 5) OBP: 0.341, SLG: 0.516	B X 1-0 ① F8		C F X 0-2 ② FC1-6 1B 34 2B 1-2f	B B C B X 3-1 ③ F7		S F X 0-2 ③ P6		C F F B B F B X 3-2 F9		5	1	0	0	0	0	7
Luis Gonzalez, L (1, 7) OBP: 0.341, SLG: 0.491	B F D X 2-1 ② L8		C B X 1-1 34 2B 1-2 1B		F B F B S 2-3 ① K		X 0-0 ① P5		C B S B X 2-2 SH5-4 34 1B 30 1B 1B	5	2	2	0	0	1	2
34 Conor Jackson, R (1, 3) OBP: 0.379, SLG: 0.489	X 0-0 E5 FC6-4 1-2 2-3		C B X 1-1 1-H 2-H 2B		B B X 2-0 ② F9		B C B T B X 3-2 ② L8		B B X 2-0 30 1B SH5-4 1-2 1B	5	1	2	2	0	0	2
Damion Easley, R (1, 6) OBP: 0.365, SLG: 0.490	C F B B X 2-2 ③ FC6-4 1-2f		X 0-0 HR 2-H 2B		F B C B X 2-2 ③ F8		S S B B X 2-2 E6 E6		X 0-0 ① SH5-4 1-2 2-3	4	1	1	1	0	0	3
Shawn Green, L (1, 9) OBP: 0.373, SLG: 0.459		F X 0-1 ① G6-3	B C B X 2-1 2-H HR		F B B F X 2-2 ① G4-3	C F B X 1-2 ③ E6 2-H		I I I I 4-0 30 1B IBB		4	1	1	2	1	0	1
19 Chris Snyder, R (1, 2) OBP: 0.357, SLG: 0.514 30 Jeff DaVanon, S (8, PH) OBP: 0.361, SLG: 0.425 (9, 8)		C B F F B B X 3-2 ② G6-3	B C X 1-1 ③ G5-3		C C B B F X 2-2 ② F9		B B C B B 4-2 22 HBP BB	C C X 0-2 L3 1-2 2-3 3-H 1B	3 1	0 0	0 1	0 1	0 1	0 0	0 0
Orlando Hernandez, R (1, 1) OBP: 0.364, SLG: 0.400 Greg Aquino, R (6, 1) Andy Green, R (6, PH) OBP: 0.367, SLG: 0.444 55 Casey Daigle, R (7, 1) 28 Brandon Medders, R (7, 1) Johnny Estrada, S (8, PH) OBP: 0.341, SLG: 0.513 (9, 2)		F B F F X 1-2 ③ L3		B B B B 4-0 1 G6-3 BB		B C B X 2-1 1 3B 2B		C 1 B F S SAFE 1-3 ① K	F S F B X 1-2 ② ③ L3 1-1	1 0 1 0 0 2	0 0 1 0 0 0	0 0 1 0 0 0	0 0 0 0 0 0	1 0 0 0 0 1	0 0 0 0 0 4	0 0 0 0 0 4
Inning Stats	R: 0 E: 1 K: 0 S: 12 H: 1 LOB: 3 BB: 1 P: 21	R: 0 E: 0 K: 0 S: 10 H: 0 LOB: 0 BB: 0 P: 14	R: 5 E: 0 K: 0 S: 16 H: 5 LOB: 0 BB: 0 P: 21	R: 0 E: 0 K: 0 S: 7 H: 0 LOB: 1 BB: 1 P: 17	R: 0 E: 0 K: 1 S: 7 H: 0 LOB: 0 BB: 0 P: 13	R: 2 E: 0 K: 0 S: 15 H: 2 LOB: 1 BB: 0 P: 23	R: 0 E: 2 K: 0 S: 10 H: 0 LOB: 2 BB: 0 P: 16	R: 0 E: 0 K: 2 S: 13 H: 0 LOB: 2 BB: 1 P: 25	R: 1 E: 0 K: 0 S: 12 H: 3 LOB: 2 BB: 1 P: 21	1B: 5 2B: 5 3B: 1 HR: 1	SF: 0 SAC: 1 DP: 1 HBP: 2					

PITCHER		IP	WLS	BF	H	R	ER	SO	BB	IBB	HBP	BLK	WP	HR	S	P	ERA	WHIP
Dave Williams, L ERA: 7.85	(1, 1)	5.0	W	24	6	5	5	1	2	0	0	0	0	1	52	86	9.00	1.600
Rick White, R ERA: 5.14	(6, 1)	0.2	H	5	2	2	2	0	0	0	1	0	0	0	12	20	27.00	3.000
37 Brian Shackelford, L ERA:	(6, 1)	0.2	H	2	0	0	0	0	0	0	0	0	0	0	4	4	0.00	0.000
56 Todd Coffey, R ERA: 0.49	(7, 1)	1.1	H	7	0	0	0	2	1	0	1	0	0	0	17	32	0.00	0.750
Kent Mercker, L ERA: 2.35	(8, 1)	0.1	H	1	0	0	0	0	0	0	0	0	0	0	5	8	0.00	0.000

PITCHER		IP	WLS	BF	H	R	ER	SO	BB	IBB	HBP	BLK	WP	HR	S	P	ERA	WHIP
25 David Weathers, R ERA: 3.86	(9, 1)	1.0	S	6	3	1	1	0	0	1	0	0	0	0	12	21	9.00	3.000

BOTTOM

Cincinnati Reds @ Arizona Diamondbacks

Chase Field, Phoenix, AZ

Sun May 07 2006, 1:40 PM MST
Att. 27,727 - Roof Closed - 74 F

livebaseballscorecards.com

AB	38
R	8
H	11
RBI	8
BB	4
SO	3
LOB	23

Washington Nationals @ Cincinnati Reds

Great American Ball Park, Cincinnati, OH

Tue May 09 2006, 7:10 PM EDT
Att. 16,720 - Cloudy - 74 F

livebaseballscorecards.com

TOP

Batter	1	2	3	4	5	6	7	8	9	AB	R	H	RBI	BB	SO	LOB
Marlon Byrd, R (1, 8) OBP: 0.409, SLG: 0.366	C X 0-1 1B		C C F F D F X 1-2 G3-1 1B 3-H 1B		C B C B C 2-3 ① K	C S X 0-2 ③ G6-3		F X 0-1 ③ F9		5	0	2	1	0	1	2
Jose Vidro, S (1, 4) OBP: 0.414, SLG: 0.461	L C S 0-3 ① K		F B 1 SAFE 1 SAFE B X 2-1 G3-1 1-2 1B		C B X 1-1 24 FC4-6 1B		X 0-0 ① G5-3		C F C 0-3 ① K	5	0	2	0	0	2	1
Alfonso Soriano, R (1, 7) OBP: 0.331, SLG: 0.536	B F B B X 3-1 ② L7		D B F F X 2-2 ② G3-1 1-2 2-3		B F C F B F 1 SAFE F X 2-2 ② F8		C B B B F S 3-3 K 24 G3 HR		B S B X 2-1 HR	5	2	1	1	0	1	4
24 Nick Johnson, L (1, 3) OBP: 0.417, SLG: 0.550	C C F X 0-2 ③ F9		D B F F C 2-3 ③ K		X 0-0 ③ FC4-6 1-2f		1 SAFE B C C B F 1 SAFE F X 2-2 ② G3 1-2		C F B X 1-2 ② L8	5	0	0	0	0	1	5
Jose Guillen, R (1, 9) OBP: 0.297, SLG: 0.453		C X 0-1 ① L7		C B X 1-1 ① G6-3		X 0-0 HR	C C B X 1-2 2-H HR		C B B S F C 2-3 ③ K	5	2	2	3	0	1	0
11 Ryan Zimmerman, R (1, 5) OBP: 0.326, SLG: 0.418		B S X 1-1 ② F7		B C B X 2-1 HR		B B C X 2-1 ① G6-3	F C X 0-2 ③ G6-3			4	1	1	1	0	0	0
Matthew LeCroy, R (1, 2) OBP: 0.343, SLG: 0.469		C B F S 1-3 ③ K		F F X 0-2 ② G5-3		C B X 1-1 HR		B B F F X 2-2 G6-3 2B		4	1	2	1	0	1	0
Royce Clayton, R (1, 6) OBP: 0.311, SLG: 0.312			X 0-0 SH1-4 1B 2B	F B X 1-1 1B 2B		B F B B B C X 3-2 S 1B		B C B B X 3-1 ① G6-3 2-3		4	1	3	0	0	0	1
Tony Armas, R (1, 1) OBP: 0.091, SLG: 0.091 Joey Eischen, L (7, 1) Gary Majewski, R (7, 1) Marlon Anderson, L (8, PH) OBP: 0.257, SLG: 0.167 Mike Stanton, L (8, 1) Jon Rauch, R (9, 1)			X 0-0 ① SH1-4 2-3	B S S X 1-2 ③ 2-H 1B		C L B M 1-3 ② K 1-2		C B B X 2-1 ② G1-3		2 0 1 0 0 1 1 0 0 0 0 0 0 0 0 0 0 0 0 0 0 1 0 0 0 0 0 1 0 0 0 0 0 0 0 0 0 0 0 0 0 0						
Inning Stats	R: 0 E: 0 K: 1 S: 11 H: 1 LOB: 1 BB: 0 P: 14	R: 0 E: 0 K: 1 S: 7 H: 0 LOB: 0 BB: 0 P: 9	R: 1 E: 0 K: 1 S: 16 H: 3 LOB: 2 BB: 0 P: 23	R: 1 E: 0 K: 0 S: 12 H: 3 LOB: 0 BB: 0 P: 17	R: 0 E: 0 K: 1 S: 12 H: 1 LOB: 1 BB: 0 P: 17	R: 2 E: 0 K: 1 S: 14 H: 3 LOB: 1 BB: 0 P: 21	R: 2 E: 0 K: 1 S: 15 H: 1 LOB: 0 BB: 0 P: 21	R: 0 E: 0 K: 0 S: 9 H: 1 LOB: 1 BB: 0 P: 16	R: 1 E: 0 K: 2 S: 12 H: 1 LOB: 0 BB: 0 P: 17	1B: 6 2B: 3 3B: 0 HR: 5 SF: 0 SAC: 1 DP: 0 HBP: 0						

AB	40
R	7
H	14
RBI	7
BB	0
SO	8
LOB	15

WP: 0 PB: 1 SB: 1 CS: 0 PA: 41

PITCHER		IP	WLS	BF	H	R	ER	SO	BB	IBB	HBP	BLK	WP	HR	S	P	ERA	WHIP
Brandon Claussen, L ERA: 5.79	(1, 1)	5.1	L	26	11	4	4	4	0	0	0	0	0	3	66	94	6.75	2.062
Rick White, R ERA: 4.91	(6, 1)	0.2		2	0	0	0	1	0	0	0	0	0	0	6	7	0.00	0.000
31 Matt Belisle, R ERA: 4.05	(7, 1)	1.1		7	2	2	0	1	0	0	0	0	0	1	20	31	0.00	1.500
Chris Hammond, L ERA: 9.35	(8, 1)	0.2		2	0	0	0	0	0	0	0	0	0	0	4	6	0.00	0.000
37 Brian Shackelford, L ERA: 1.69	(9, 1)	1.0		4	1	1	1	2	0	0	0	0	0	1	12	17	9.00	1.000

PITCHER	IP	WLS	BF	H	R	ER	SO	BB	IBB	HBP	BLK	WP	HR	S	P	ERA	WHIP

Batter	1	2	3	4	5	6	7	8	9	AB	R	H	RBI	BB	SO	LOB
6 Ryan Freel, R (1, 8) OBP: 0.371, SLG: 0.287	B C F B X 2-2 F8 ①		C B F B X 2-2 G6-3 ③			C B C B C 2-3 K ③		D B C B X 3-1 L5 ①		4	0	0	0	0	1	2
Felipe Lopez, S (1, 6) OBP: 0.342, SLG: 0.412	B C C B B F X 3-2 F8 ②			B C F F C 1-3 K ①			B B C B F X 3-2 12 HBP BB SF9 1B	B X 1-0 F8 ②		4	1	1	0	0	1	1
Adam Dunn, L (1, 7) OBP: 0.400, SLG: 0.598	C B X 1-1 G4-3 ③			F T S 0-3 K ②			B B B B 4-0 4 1B 12 HBP 1-2 BB	C B X 1-1 L3 ③		3	0	0	0	1	1	1
12 Edwin Encarnación, R (1, 5) OBP: 0.397, SLG: 0.556		C B X 1-1 G6-4-3 1B		B S X 1-1 G5-3 ③			C S B F B H 3-2 4 1B 1-2 2-3 HBP		F C C 0-3 K ①	3	0	1	0	0	1	0
Scott Hatteberg, L (1, 3) OBP: 0.388, SLG: 0.413		B C X 1-1 L7 ①			C B F B B X 3-2 F7 ①		D B B F C C C X 3-2 SF9 ① 3-H		C B C B F C 2-3 K ②	3	0	0	1	0	1	1
Austin Kearns, R (1, 9) OBP: 0.380, SLG: 0.553		1 SAFE X 0-0 G6-4-3 ② ③ 1-2f			C B F X 1-2 G6-3 ②		S B F B S 2-3 K ②		C B C F X 1-2 G6-3 ③	4	0	0	0	0	1	3
4 Brandon Phillips, R (1, 4) OBP: 0.323, SLG: 0.456			C F F B F F B X 2-2 P4 ①		B F B S X 2-2 F9 ③		B C X 1-1 FC4-6 1-2 2-3 1B			3	0	1	0	0	0	0
Jason LaRue, R (1, 2) OBP: 0.333, SLG: 0.333			B H 2-0 FC1-6 HBP			X 0-0 F9 ①	C C B X 1-2 FC4-6 ③ 1-2f			2	0	0	0	0	0	3
Brandon Claussen, R (1, 1) Rick White, R (6, 1) Ray Olmedo, S (6, PH) OBP: 0.250, SLG: 0.250 31 Matt Belisle, R (7, 1) Chris Hammond, L (8, 1) 27 Chris Denorfia, R (8, PH) OBP: 0.500, SLG: 0.750 37 Brian Shackelford, L (9, 1)			X 0-0 FC1-6 ② 1-2f			B C C B C 2-3 K ②		X 0-0 1B		1 0 1 0 0 0 1 0	0 0 0 0 0 0 0 0	0 0 0 0 0 0 0 0	0 0 1 0 0 0 0 0	0 0 0 0 0 0 0 0	0 0 1 0 0 0 0 0	1 0 0 0 0 0 0 0
Inning Stats	R: 0 E: 0 K: 0 S: 9 H: 0 LOB: 0 BB: 0 P: 15	R: 0 E: 0 K: 0 S: 5 H: 1 LOB: 0 BB: 0 P: 7	R: 0 E: 0 K: 0 S: 10 H: 0 LOB: 1 BB: 0 P: 16	R: 0 E: 0 K: 2 S: 9 H: 0 LOB: 0 BB: 0 P: 11	R: 0 E: 0 K: 0 S: 9 H: 0 LOB: 0 BB: 0 P: 15	R: 0 E: 0 K: 2 S: 7 H: 0 LOB: 0 BB: 0 P: 11	R: 1 E: 0 K: 1 S: 17 H: 2 LOB: 3 BB: 1 P: 34	R: 0 E: 0 K: 0 S: 6 H: 1 LOB: 1 BB: 0 P: 11	R: 0 E: 0 K: 2 S: 11 H: 0 LOB: 0 BB: 0 P: 14	1B: 4 2B: 0 3B: 0 HR: 0	SF: 1 SAC: 0 DP: 1 HBP: 2						

PITCHER	IP	WLS	BF	H	R	ER	SO	BB	IBB	HBP	BLK	WP	HR	S	P	ERA	WHIP
Tony Armas, R (1, 1) ERA: 3.58	6.0	W	22	2	1	1	4	1	0	2	0	0	0	55	91	1.50	0.500
Joey Eischen, L (7, 1) ERA: 9.9	0.1		1	0	0	0	0	0	0	0	0	0	0	3	6	0.00	0.000
Gary Majewski, R (7, 1) ERA: 4.34	0.2		3	1	0	0	1	0	0	0	0	0	0	8	12	0.00	1.500
Mike Stanton, L (8, 1) ERA: 2.25	1.0		4	1	0	0	0	0	0	0	0	0	0	6	11	0.00	1.000
Jon Rauch, R (9, 1) ERA: 1.33	1.0		3	0	0	0	2	0	0	0	0	0	0	11	14	0.00	0.000

PITCHER	IP	WLS	BF	H	R	ER	SO	BB	IBB	HBP	BLK	WP	HR	S	P	ERA	WHIP

BOTTOM

Washington Nationals @ Cincinnati Reds

Great American Ball Park, Cincinnati, OH

Tue May 09 2006, 7:10 PM EDT

Att. 16,720 - Cloudy - 74 F

livebaseballscorecards.com

AB	29
R	1
H	4
RBI	1
BB	1
SO	7
LOB	12

WP: 0 PB: 0 SB: 0 CS: 0 PA: 33

Batter	1	2	3	4	5	6	7	8	9	AB	R	H	RBI	BB	SO	LOB
Marlon Byrd, R (1, 8) OBP: 0.419, SLG: 0.405	C X 0-1 ① F9	B B B C C X 3-2 ③ F9			B F X 1-1 HR		B B C B B 4-1 1-2 BB		B C B C B B 4-2 FC3-6 BB	3	1	1	1	2	0	1
Jose Vidro, S (1, 4) OBP: 0.406, SLG: 0.450	C S X 0-2 24 PB 24 HR 1B		C S B X 1-2 ① P5		B B C B F F C 3-3 ② K		X 0-0 ② F9 2-3		X 0-0 ① FC3-6 24 1B 1-2f	5	1	1	0	0	1	3
Alfonso Soriano, R (1, 7) OBP: 0.320, SLG: 0.517	F F S 0-3 ② K		B F X 1-1 ② F7		C F B B S 2-3 ③ K		B B F S F S 2-3 ③ K		C F B F B S 2-3 ② K	5	0	0	0	0	4	4
24 Nick Johnson, L (1, 3) OBP: 0.430, SLG: 0.600	B F B C X 2-2 1-H HR		B C X 1-1 2B			B X 1-0 F9 2B		X 0-0 ① G4-3	C X 0-1 1-2 1B	5	1	4	2	0	0	0
Jose Guillen, R (1, 9) OBP: 0.293, SLG: 0.441	B F B S X 2-2 ③ G5-3		X 0-0 ③ F8			B B X 2-0 ① F9 2-3		C F X 0-2 2B 1B	B B X 2-1 ③ L4	5	1	1	0	0	0	4
11 Ryan Zimmerman, R (1, 5) OBP: 0.331, SLG: 0.424		B X 1-0 1B SF9 2B		B B F B S B 4-2 G6-4-3 BB		C F F S 0-3 ② K		C B F T 1-2 ② K		3	1	1	0	1	2	2
Brian Schneider, L (1, 2) OBP: 0.306, SLG: 0.290		B B F X 2-1 2-3 1B		X 0-0 ① F9		B B B C F S 3-3 ③ K		B X 1-0 1-H 1B 2B		4	1	2	1	0	1	2
Royce Clayton, R (1, 6) OBP: 0.306, SLG: 0.309	B C B F X 2-2 ① SF9 3-H		B 1 SAFE F 1 SAFE X 1-1 ② ③ G6-4-3 1-2f			C C X 0-2 F9 BB 1B		C X 0-1 2-H 1B		1	0	0	1	0	0	1
Marlon Anderson, L (7, PH) OBP: 0.278, SLG: 0.194										1	0	1	0	0	0	0
57 Jason Bergmann, R (7, 1)										0	0	0	0	0	0	0
Matthew LeCroy, R (8, PH) OBP: 0.361, SLG: 0.485										1	0	1	1	0	0	0
Mike Stanton, L (8, 1)										0	0	0	0	0	0	0
Livan Hernandez, R (1, 1) OBP: 0.263, SLG: 0.579	L B S 1-2 ② G2				S S X 0-2 ① G6-3		X 0-0 ① B3	B B T X 2-1 ③ G3		2	0	0	0	0	0	1
Joey Eischen, L (6, 1)										0	0	0	0	0	0	0
Jon Rauch, R (6, 1)										0	0	0	0	0	0	0
Damian Jackson, R (7, PH) OBP: 0.250, SLG: 0.407										2	0	0	0	0	0	2
(7, 6)																
Inning Stats	R: 2 E: 0 K: 1 S: 14 H: 2 LOB: 0 BB: 0 P: 18	R: 1 E: 0 K: 0 S: 11 H: 2 LOB: 1 BB: 0 P: 20	R: 0 E: 0 K: 0 S: 8 H: 1 LOB: 1 BB: 0 P: 11	R: 0 E: 0 K: 0 S: 5 H: 0 LOB: 0 BB: 1 P: 10	R: 1 E: 0 K: 2 S: 12 H: 1 LOB: 0 BB: 0 P: 18	R: 0 E: 0 K: 2 S: 9 H: 1 LOB: 1 BB: 0 P: 15	R: 0 E: 0 K: 1 S: 10 H: 1 LOB: 2 BB: 1 P: 16	R: 2 E: 0 K: 1 S: 12 H: 3 LOB: 1 BB: 0 P: 16	R: 0 E: 0 K: 1 S: 11 H: 1 LOB: 2 BB: 1 P: 19	1B: 6 2B: 4 3B: 0 HR: 2 SF: 1 SAC: 0 DP: 1 HBP: 0						

PITCHER		IP	WLS	BF	H	R	ER	SO	BB	IBB	HBP	BLK	WP	HR	S	P	ERA	WHIP
39 Aaron Harang, R ERA: 4.02	(1, 1)	6.0		25	7	4	4	5	1	0	0	0	0	2	59	92	6.00	1.333
56 Todd Coffey, R ERA: 0.9	(7, 1)	1.2	H	8	2	1	1	2	1	0	0	0	0	0	17	24	5.40	1.800
Kent Mercker, L ERA: 3.52	(8, 1)	0.0		1	1	0	0	0	0	0	0	0	0	0	1	2	∞	∞
25 David Weathers, R ERA: 3.52	(8, 1)	1.1	W	7	2	1	1	1	1	0	0	0	0	0	15	25	6.75	2.250

PITCHER	IP	WLS	BF	H	R	ER	SO	BB	IBB	HBP	BLK	WP	HR	S	P	ERA	WHIP

TOP

Washington Nationals @ Cincinnati Reds

Great American Ball Park, Cincinnati, OH

Wed May 10 2006, 7:10 PM EDT
Att. 14,180 - Drizzle - 66 F

livebaseballscorecards.com

AB	37
R	6
H	12
RBI	6
BB	3
SO	8
LOB	20

WP: 0 PB: 1 SB: 0 CS: 0 PA: 41

Batter	1	2	3	4	5	6	7	8	9	AB	R	H	RBI	BB	SO	LOB
6 Ryan Freel, R (1, 8) OBP: 0.364, SLG: 0.283	C C B F X 1-2 G1-3 ①	B C C F B X 2-2 F8 ①		F C C 0-3 K ①		C B X 1-1 S S 1B	C B C X 1-2 F8 ②	F B S B S 2-3 K ③		5	0	1	0	0	1	2
Felipe Lopez, S (1, 6) OBP: 0.357, SLG: 0.417	B X 1-0 S HR 1B	B C B C B B 4-2 E S 1B BB		C B X 1-1 S E 1B		1 SAFE 1 SAFE B 1 SAFE B C 2 SAFE F F 4-2 B C F B 1-2 S BB	B C B X 2-1 P5 ③			3	3	2	0	2	0	2
Adam Dunn, L (1, 7) OBP: 0.400, SLG: 0.612	C X 0-1 1-H HR	B C 1 SAFE B X 2-1 P6 ② 1-3		1 SAFE F B B 1 SAFE C F B S 3-3 K ② 1-2		B B B C C S 3-3 K ② 1-2 2-3		F B B B B 4-1 2B 2B BB		4	2	1	2	1	2	4
Austin Kearns, R (1, 9) OBP: 0.401, SLG: 0.575	X 0-0 4 BB 1B 1B	F B X 1-1 3-H 1B		X 0-0 E7 2-H 1B		B F B B B 4-1 BB		B B D C X 3-1 1-3 2B 2B		4	2	4	2	1	0	0
12 Edwin Encarnación, R (1, 5) OBP: 0.385, SLG: 0.536 56 Todd Coffey, R (7, 1) Kent Mercker, L (8, 1) 25 David Weathers, R (8, 1) 27 Chris Denorfia, R (8, 8) OBP: 0.556, SLG: 0.750	B F B C X 2-2 P4 ②	C B C T 1-2 K ③		B F B B X 3-1 F9 ③		B X 1-0 F8 ③		4-0 2B 4 SF8 IBB		4 0 0 1 0	0 0 0 0 1	0 0 0 0 0	0 0 0 0 1	1 0 0 0 0	6 0 0 2 0	0 0 0 0 0
Scott Hatteberg, L (1, 3) OBP: 0.398, SLG: 0.429	B 1 SAFE B B C B B 4-1 IBB 4 1B 1-2 BB	C X 0-1 4 SH1-3 1B	B C C C B X 2-2 F9 ①		B C B X 2-1 F9 ①	F X 0-1 1-3 2-H 3-H 2B			4	0	2	2	1	0	0	
4 Brandon Phillips, R (1, 4) OBP: 0.330, SLG: 0.473	B C F F B B X 3-2 IBB 1-2 2-H 1B	X 0-0 SH1-3 ① 1-2	B F X 1-1 G6-3 ②		X 0-0 1B 2B	S F F F D F X 1-2 SF8 ① 3-H			3	1	2	2	0	0	0	
Jason LaRue, R (1, 2) OBP: 0.333, SLG: 0.316 Ray Olmedo, S (7, 5) OBP: 0.333, SLG: 0.333	B B B I 4-0 1-2 2-3 IBB	F B C F C 1-3 K ②	F B C B S 2-3 K ③		B B X 2-0 BB 2-H 1B	F S D C 1-3 K ②			2 2	0 0	0 1	0 1	1 0	2 1	1 1	
39 Aaron Harang, R (1, 1) OBP: 0.190, SLG: 0.190 Javier Valentin, S (6, PH) OBP: 0.311, SLG: 0.368 (7, 2)	S S S 0-3 K ③	C X 0-1 L9 ③			B X 1-0 L9 ①	1 SAFE B B B B 4-0 1-2 BB	I I I I 4-0 IBB		2 1	0 0	0 0	0 2	0 0	1 0	4 0	
Inning Stats	R: 3 H: 4 E: 0 LOB: 3 K: 1 BB: 2 S: 19 P: 34	R: 1 H: 1 E: 0 LOB: 1 K: 1 BB: 1 S: 13 P: 23	R: 0 H: 1 E: 0 LOB: 1 K: 1 BB: 0 S: 9 P: 10	R: 1 H: 2 E: 1 LOB: 1 K: 2 BB: 0 S: 12 P: 19	R: 0 H: 0 E: 0 LOB: 0 K: 1 BB: 0 S: 8 P: 13	R: 0 H: 1 E: 0 LOB: 3 K: 1 BB: 2 S: 12 P: 26	R: 1 H: 2 E: 0 LOB: 2 K: 0 BB: 1 S: 9 P: 20	R: 3 H: 2 E: 0 LOB: 2 K: 2 BB: 3 S: 18 P: 37		1B: 9 SF: 1 2B: 3 SAC: 1 3B: 0 DP: 0 HR: 1 HBP: 0						

PITCHER		IP	WLS	BF	H	R	ER	SO	BB	IBB	HBP	BLK	WP	HR	S	P	ERA	WHIP
Livan Hernandez, R ERA: 6.52	(1, 1)	5.1		29	9	5	5	6	3	1	0	0	0	1	68	112	8.44	2.250
Joey Eischen, L ERA: 9.58	(6, 1)	0.1		1	0	0	0	1	0	0	0	0	0	0	3	6	0.00	0.000
Jon Rauch, R ERA: 1.31	(6, 1)	0.1		2	0	0	0	0	1	0	0	0	0	0	2	7	0.00	3.000
57 Jason Bergmann, R ERA: 6.3	(7, 1)	1.0		6	2	1	1	0	1	0	0	0	0	0	9	20	9.00	3.000
Mike Stanton, L ERA: 3.71	(8, 1)	1.0	L	8	2	3	3	2	1	2	0	0	0	0	18	37	27.00	3.000

PITCHER	IP	WLS	BF	H	R	ER	SO	BB	IBB	HBP	BLK	WP	HR	S	P	ERA	WHIP

BOTTOM

Washington Nationals @ Cincinnati Reds

Great American Ball Park, Cincinnati, OH

Wed May 10 2006, 7:10 PM EDT

Att. 14,180 - Drizzle - 66 F

livebaseballscorecards.com

AB	35
R	9
H	13
RBI	9
BB	9
SO	9
LOB	22

Batter	1	2	3	4	5	6	7	8	9	10	11	AB	R	H	RBI	BB	SO	LOB
Marlon Byrd, R (1, 8) OBP: 0.404, SLG: 0.388	C B B F F S 2-3 ① K		C S B C 1-3 ② K		B S X 1-1 ② F9			C B S X 1-2 ① 1B 1B		C B F B B F F S 3-3 ② K	C F F T 1-2 ③ K	6	0	1	0	0	4	3
Jose Vidro, S (1, 4) OBP: 0.413, SLG: 0.456	X 0-0 24 FC3-6 1B		C F F F B F B X 2-2 24 BB 1B		X 0-0 ③ P4			B C B 1 SAFE X 2-1 1-3 1B		B B X 2-0 ③ G4-3		5	0	3	0	0	0	1
24 Nick Johnson, L (1, 3) OBP: 0.429, SLG: 0.612	B C B S X 2-2 ② FC3-6 1-2f		B B B C F B 4-2 1-2 BB			C B B F X 2-2 ① F7		B B F X 2-1 ② L4			F X 0-1 HR	4	1	1	1	1	0	3
Jose Guillen, R (1, 9) OBP: 0.289, SLG: 0.431	S X 0-1 ③ P4		C S B B B F S 2-3 ③ K			S B X 1-1 ② F9		X 0-0 ③ P6			B F B X 2-1 11 L9 SH2-4 E 1B	5	1	1	0	0	1	5
Daryle Ward, L (1, 7) OBP: 0.414, SLG: 0.667		C B C S 1-3 ① K		X 0-0 ① P5		C B B F B X 3-2 ③ L9			B S C B B B X 3-2 11 G4-3 11 S SF9 1B		X 0-0 ① SH2-4 1-2	4	0	1	0	0	1	0
Damian Jackson, R (9, PR) OBP: 0.250, SLG: 0.407 (9, 6)							C F B B S 2-3 ① K					0	1	0	0	0	0	0
11 Ryan Zimmerman, R (1, 5) OBP: 0.327, SLG: 0.415		B B X 2-0 1B		C X 0-1 ② L7					B C F B X 1-2 ① G4-3 1-3		C X 0-1 ② L9 2-3	5	0	1	0	0	1	2
Matthew LeCroy, R (1, 2) OBP: 0.341, SLG: 0.459		C S B D S 2-3 ② K		B X 1-0 ③ G1-3			B F X 1-1 ② G1-6-3		C X 0-1 ② SF9 3-H		F X 0-1 E5 3-H 1B	4	1	1	2	0	1	1
Royce Clayton, R (1, 6) OBP: 0.307, SLG: 0.310		S S B S 1-3 ③ K			C B X 1-1 SH1-4 1B		B F B F X 2-2 ③ L8		B X 1-0 ③ F8		C C B D X 2-2 2-H 1B	3	0	1	0	0	1	1
Alfonso Soriano, R (9, PH) OBP: 0.318, SLG: 0.514												1	0	0	0	0	0	1
32 Chad Cordero, R (9, 1)												0	0	0	0	0	0	0
Livan Hernandez, R (11, PH) OBP: 0.300, SLG: 0.600												1	0	1	1	0	0	0
Jon Rauch, R (11, 1)												0	0	0	0	0	0	0
Felix Rodriguez, R (11, 1)												0	0	0	0	0	0	0
Joey Eischen, L (11, 1)												0	0	0	0	0	0	0
Zach Day, R (1, 1)			C C B S 1-3 ① K		L B 1 SAFE X 1-1 ① SH1-4 1-2			C X 0-1 ① F8		B X 1-0 ① G6-3	S D C X 1-2 1B	1	0	0	0	0	1	0
Marlon Anderson, L (8, PH) OBP: 0.270, SLG: 0.188												1	0	0	0	0	0	0
Gary Majewski, R (8, 1)												0	0	0	0	0	0	0
Ryan Church, L (9, 7) OBP: 0.390, SLG: 0.604												2	0	1	0	0	0	0
Inning Stats	R: 0 E: 0 K: 1 S: 10 H: 1 LOB: 1 BB: 0 P: 14	R: 0 E: 0 K: 3 S: 10 H: 1 LOB: 1 BB: 0 P: 16	R: 0 E: 0 K: 3 S: 19 H: 1 LOB: 2 BB: 1 P: 29	R: 0 E: 0 K: 0 S: 4 H: 0 LOB: 0 BB: 0 P: 5	R: 0 E: 0 K: 0 S: 7 H: 1 LOB: 1 BB: 0 P: 10	R: 0 E: 0 K: 0 S: 9 H: 0 LOB: 0 BB: 0 P: 15	R: 0 E: 0 K: 1 S: 8 H: 0 LOB: 0 BB: 0 P: 13	R: 0 E: 0 K: 0 S: 10 H: 2 LOB: 2 BB: 0 P: 15	R: 1 E: 0 K: 0 S: 9 H: 1 LOB: 1 BB: 0 P: 14	R: 0 E: 0 K: 1 S: 7 H: 0 LOB: 0 BB: 0 P: 13	R: 3 E: 1 K: 1 S: 18 H: 5 LOB: 2 BB: 0 P: 24	1B: 11 2B: 0 3B: 0 HR: 1	SF: 1 SAC: 2 DP: 0 HBP: 0					

PITCHER		IP	WLS	BF	H	R	ER	SO	BB	IBB	HBP	BLK	WP	HR	S	P	ERA	WHIP
61 Bronson Arroyo, R ERA: 2.03	(1, 1)	8.0		31	6	0	0	8	1	0	0	0	0	0	77	117	0.00	0.875
25 David Weathers, R ERA: 3.86	(9, 1)	1.0	B	4	1	1	1	0	0	0	0	0	0	0	9	14	9.00	1.000
56 Todd Coffey, R ERA: 0.86	(10, 1)	1.0		3	0	0	0	1	0	0	0	0	0	0	7	13	0.00	0.000
Rick White, R ERA: 6.46	(11, 1)	0.2		6	4	3	3	0	0	0	0	0	0	1	12	16	40.50	6.000
37 Brian Shackelford, L ERA: 1.59	(11, 1)	0.1	W	2	1	0	0	1	0	0	0	0	0	0	6	8	0.00	3.000

PITCHER	IP	WLS	BF	H	R	ER	SO	BB	IBB	HBP	BLK	WP	HR	S	P	ERA	WHIP

TOP

Washington Nationals @ Cincinnati Reds

Great American Ball Park, Cincinnati, OH

Thu May 11 2006, 7:10 PM EDT

Att. 15,854 - Cloudy - 57 F

livebaseballscorecards.com

AB	42
R	4
H	12
RBI	4
BB	1
SO	10
LOB	17

1B: 11	SF: 1	WP: 0	PA: 46
2B: 0	SAC: 2	PB: 0	
3B: 0	DP: 0	SB: 1	
HR: 1	HBP: 0	CS: 0	

Washington Nationals @ Cincinnati Reds

Great American Ball Park, Cincinnati, OH

Thu May 11 2006, 7:10 PM EDT

Att. 15,854 - Cloudy - 57 F

livebaseballscorecards.com

BOTTOM

Batter	1	2	3	4	5	6	7	8	9	10	11	AB	R	H	RBI	BB	SO	LOB
Felipe Lopez, S (1, 6) OBP: 0.369, SLG: 0.424	1-1 12 1B 1B		0-0 G4-3		2-1 12 S 12 1B 1B		3-2 G6-3		4-1 12 DI IBB		2-2 12 BB HR 1B 3-H	5	2	3	1	1	0	1
12 Edwin Encarnación, R (1, 5) OBP: 0.390, SLG: 0.530	3-1 FC4-6 1B 1-2		2-1 G6-3		3-1 1B 1-H			1-0 G1-3	1-0 F7 1-2		4-2 HR BB 1-2	5	1	2	1	1	0	2
Ken Griffey Jr., L (1, 8) OBP: 0.333, SLG: 0.595	1-0 FC4-6 1-2f		1-0 L9		3-0 G4-3			3-2 2B		3-3 K	0-1 HR 1-H 2-H	6	1	2	3	0	1	2
Adam Dunn, L (1, 7) OBP: 0.390, SLG: 0.592 25 David Weathers, R (9, 1) 56 Todd Coffey, R (10, 1) Quinton McCracken, S (10, PH) OBP: 0.345, SLG: 0.400 Rick White, R (11, 1) 37 Brian Shackelford, L (11, 1)	0-1 F9			3-2 L4		2-1 G6-3		3-2 K		4-2 S BB		4 0 0 0 0 0	0 0 0 0 0 0	0 0 0 0 1 0	0 0 0 0 0 0	0 0 0 0 0 0	1 0 0 0 0 0	2 0 0 0 0 0
Austin Kearns, R (1, 9) OBP: 0.395, SLG: 0.557		1-0 P6		2-0 L8		1-2 L7		4-1 BB		2-3 K 1-2		4	0	0	0	1	1	1
Scott Hatteberg, L (1, 3) OBP: 0.398, SLG: 0.420		0-1 G5-3		2-1 1B		3-2 G4-3		2-2 F8		4-0 IBB		4	0	1	0	1	0	2
4 Brandon Phillips, R (1, 4) OBP: 0.333, SLG: 0.469		2-2 26 S 1B		0-1 F7			1-1 61 S 26 S 1B		2-2 E5 26 SH1-4		2-2 G4-3	5	0	2	0	0	0	3
26 David Ross, R (1, 2) OBP: 0.341, SLG: 0.559 Ray Olmedo, S (11, PH) OBP: 0.429, SLG: 0.429	4-0 IBB 1-2				0-0 F7		2-2 L8 1-2		0-0 SH1-4 2-3		2-2 6 1B 1B 1B	2 1	0 1	0 1	0 0	1 0	0 0	1 0
61 Bronson Arroyo, R (1, 1) OBP: 0.174, SLG: 0.381 6 Ryan Freel, R (9, 7) OBP: 0.366, SLG: 0.287	2-3 K				1-3 K		2-3 K		2-1 F7		1-1 1B 1-3	3 2	0 0	0 1	0 0	0 0	3 0	3 1

Inning Stats	1	2	3	4	5	6	7	8	9	10	11
	R: 0 H: 2 E: 0 LOB: 1 K: 0 BB: 0 S: 7 P: 12	R: 0 H: 1 E: 0 LOB: 2 K: 1 BB: 1 S: 10 P: 19	R: 0 H: 0 E: 0 LOB: 0 K: 0 BB: 0 S: 4 P: 7	R: 0 H: 1 E: 0 LOB: 1 K: 0 BB: 0 S: 8 P: 15	R: 1 H: 2 E: 0 LOB: 1 K: 1 BB: 0 S: 9 P: 18	R: 0 H: 0 E: 0 LOB: 0 K: 0 BB: 0 S: 9 P: 15	R: 0 H: 1 E: 0 LOB: 2 K: 1 BB: 0 S: 12 P: 19	R: 0 H: 1 E: 0 LOB: 2 K: 1 BB: 1 S: 11 P: 24	R: 0 H: 0 E: 1 LOB: 2 K: 0 BB: 1 S: 8 P: 17	R: 0 H: 0 E: 0 LOB: 2 K: 2 BB: 2 S: 14 P: 29	R: 4 H: 4 E: 0 LOB: 0 K: 0 BB: 1 S: 21 P: 30

| | | | |

Batter	1	2	3	4	5	6	7	8	9	AB	R	H	RBI	BB	SO	LOB
11 Jimmy Rollins, S (1, 6) OBP: 0.321, SLG: 0.414	X 0-0 ① P5		B C X 1-1 ② G4-3		C X 0-1 ② P6		B X 1-0 E3 26 1B	B B X 2-0 ② FC6-4 1-2f 2-3	X 0-0 ③ G6-3	6	1	0	0	0	0	4
26 Chase Utley, L (1, 4) OBP: 0.384, SLG: 0.577	C F B S 1-3 ② K2-3		C B B X 2-1 ③ F8		B C C B B B 4-2 BB		C B S D X 2-2 G4-6-3 2-H 1B	B S B B X 3-1 ③ F8		4	0	1	1	1	1	2
Bobby Abreu, L (1, 9) OBP: 0.437, SLG: 0.459	B C B F B B 4-2 BB			C B F B B X 3-2 ① G4-3	B B 1 SAFE C B F F C 3-3 ③ K		C X 0-1 ① ② G4-6-3 1-2f		B B B B 4-0 6 F8 8 WP BB	3	1	0	0	2	1	2
Pat Burrell, R (1, 7) OBP: 0.415, SLG: 0.604 29 Chris Roberson, S (9, PR) (9, 7)	X 0-0 ③ F9			C B X 1-1 6 HR 1B		F B C H 2-2 BB 8 1B HBP	B B C X 2-1 1B		C D B C B F 1 SAFE F D 4-2 8 WP 1-2 8 HR BB	3 0	1 1	2 0	0 0	1 0	0 0	1 0
6 Ryan Howard, L (1, 3) OBP: 0.355, SLG: 0.561		B X 1-0 ① G3		C X 0-1 1-H HR		F B S C 1-3 ① K	C S S 0-3 ③ K		X 0-0 ① F8 2-3	5	1	1	2	0	2	4
8 Shane Victorino, S (1, 8) OBP: 0.486, SLG: 0.697		C B X 1-1 1B 1B		C X 0-1 G4-3 2B		C X 0-1 BB 1-2 1B		F B F F F H 2-2 1B 51 SF9 HBP	B X 1-0 1-H 3-H HR	4	2	4	2	0	0	0
David Bell, R (1, 5) OBP: 0.322, SLG: 0.421		1 SAFE F B C F X 1-2 51 G5-4-3 1-2 1B		B X 1-0 ② G4-3 2-3		C B B B 4-1 1-2 2-3 BB		B 1 SAFE B X 2-0 11 FC6-4 1B 1-3 1B	B B C B B 4-1 51 1B 21 BLK BB	3	1	2	0	2	0	1
51 Carlos Ruiz, R (1, 2) OBP: 0.125, SLG: 0.133		C B B X 2-1 ② ③ G5-4-3 1-2f		X 0-0 ③ L5		C D C S 1-3 ② K		B D X 2-0 ① 3-H SF9	X 0-0 21 BLK 1-3 1B	4	0	1	1	0	1	6
35 Cole Hamels, L (1, 1) Abraham Nunez, S (8, PH) 63 Ryan Madson, L (8, 1) Ryan Franklin, R (7, 1) David Dellucci, L (8, PH) Alex Gonzalez, R (8, PH) Arthur Rhodes, L (8, 1) 21 Jon Lieber, L (9, PH) Julio Santana, R (8, 1) 45 Tom Gordon, R (8, 1)			C F F S 0-3 ① K		C S B S 1-3 ① K	B C C S 1-3 ③ K		X 0-0 11 FC6-4 1-2 1B	B C F F C 1-3 ② 1-2 3-H K	2 1 0 0 0 1 0 1 0 0	0 0 0 0 0 0 1 0 0 0	0 0 0 0 0 1 0 0 0 0	0 0 0 0 0 0 0 0 1 0	2 0 0 0 0 0 0 0 1 0	0 1 0 0 0 0 0 0 1 0	0 3 0 0 0 0 0 0 0 0
Inning Stats	R: 0 E: 0 K: 1 S: 7 H: 0 LOB: 1 BB: 1 P: 12	R: 0 E: 0 K: 0 S: 9 H: 2 LOB: 1 BB: 0 P: 14	R: 0 E: 0 K: 1 S: 8 H: 0 LOB: 0 BB: 0 P: 11	R: 2 E: 0 K: 0 S: 11 H: 3 LOB: 1 BB: 0 P: 16	R: 0 E: 0 K: 2 S: 11 H: 0 LOB: 1 BB: 1 P: 19	R: 0 E: 0 K: 3 S: 14 H: 1 LOB: 3 BB: 1 P: 23	R: 1 E: 1 K: 1 S: 11 H: 2 LOB: 1 BB: 0 P: 16	R: 1 E: 0 K: 0 S: 11 H: 2 LOB: 2 BB: 0 P: 22	R: 4 E: 0 K: 1 S: 12 H: 2 LOB: 2 BB: 3 P: 26	1B: 9 2B: 1 3B: 0 HR: 2 SF: 1 SAC: 0 DP: 2 HBP: 2						

PITCHER		IP	WLS	BF	H	R	ER	SO	BB	IBB	HBP	BLK	WP	HR	S	P	ERA	WHIP
54 Elizardo Ramirez, R ERA: 3.13	(1, 1)	6.0	L	29	7	3	2	7	3	0	1	0	0	1	64	102	3.00	1.667
Chris Hammond, L ERA: 8.38	(7, 1)	1.0		3	1	0	0	1	0	0	0	0	0	0	7	9	0.00	1.000
31 Matt Belisle, R ERA: 4.61	(8, 1)	0.1		3	1	1	1	0	0	0	1	0	0	0	7	13	27.00	3.000
37 Brian Shackelford, L ERA: 6.75	(8, 1)	1.0		8	2	4	4	0	3	0	0	0	1	1	11	29	36.00	5.000
Rick White, R ERA: 6.19	(9, 1)	0.2		3	1	0	0	1	0	0	0	1	0	0	5	6	0.00	1.500

PITCHER	IP	WLS	BF	H	R	ER	SO	BB	IBB	HBP	BLK	WP	HR	S	P	ERA	WHIP

TOP

Philadelphia Phillies @ Cincinnati Reds

Great American Ball Park, Cincinnati, OH

Fri May 12 2006, 7:10 PM EDT

Att. 21,705 - Cloudy - 50 F

livebaseballscorecards.com

AB	37
R	8
H	12
RBI	6
BB	6
SO	9
LOB	24

WP: 1 PA: 46
PB: 0
SB: 0
CS: 0

BOTTOM

Philadelphia Phillies @ Cincinnati Reds

Great American Ball Park, Cincinnati, OH

Fri May 12 2006, 7:10 PM EDT

Att. 21,705 - Cloudy - 50 F

livebaseballscorecards.com

Batter	1	2	3	4	5	6	7	8	9	AB	R	H	RBI	BB	SO	LOB
6 Ryan Freel, R (1, 7) OBP: 0.358, SLG: 0.279	B B C C X 2-2 G6-3 ①		X 0-0 G4-3 ①		B F S B X 2-2 G3 ②		C B T X 1-2 G3 ②		B B B C C X 3-2 E5 G4-3 BB 1-2 2-3	3	0	0	0	0	0	0
Quinton McCracken, S (6, 7) OBP: 0.323, SLG: 0.370										2	0	0	0	0	0	2
Felipe Lopez, S (1, 6) OBP: 0.376, SLG: 0.432	B F C B F F F S 2-3 K ②		B X 1-0 F9 ②		C B B B X 3-1 2B		C F X 0-2 1B		B B C B C F B 4-2 G4-3 BB 1-2 2-3 3-H	4	0	2	1	1	1	0
Ken Griffey Jr., L (1, 8) OBP: 0.319, SLG: 0.537	S F C 0-3 K ③		B B B B 4-0 BB		S F F F S 0-3 K ③		F 1 SAFE X 0-1 F8 ③		X 0-0 G4-3 ② 1-2 2-3 3-H	4	0	0	1	1	2	4
Austin Kearns, R (1, 9) OBP: 0.388, SLG: 0.566		X 0-0 F7 ①	C B D X 2-1 P6 ③			B B X 2-0 HR		B B C S X 2-2 P4 ①	C S B F S 1-3 K ③	5	1	1	1	0	1	3
Adam Dunn, L (1, 3) OBP: 0.386, SLG: 0.577		B B B B 4-0 12 G6-3 12 S BB		B F B B X 3-1 F7 ①		B B F F S 2-3 K ①		B B C F C 2-3 K ②		3	0	0	0	1	2	0
12 Edwin Encarnación, R (1, 5) OBP: 0.393, SLG: 0.550	C D B F F X 2-2 G6-3 ② 1-3			B B B C B 4-1 BB		S X 0-1 HR		C F C 0-3 K ③		3	1	1	1	1	1	1
4 Brandon Phillips, R (1, 4) OBP: 0.339, SLG: 0.460	B B B B 4-0 BB BB			B C S B F F S 2-3 K ②		B X 1-0 L4 ②			B B B B 4-0 E BB BB BB	2	1	0	0	2	1	1
Javier Valentin, S (1, 2) OBP: 0.308, SLG: 0.350	B C F 1 SAFE B B B 4-2 BB 1-2			C B B B C F S 2-3 K ③		X 0-0 F7 ③			C S X 0-2 F9 ①	3	0	0	0	1	1	2
54 Elizardo Ramirez, S (1, 1) OBP: 0.143, SLG: 0.143		C C S 0-3 K ③			C F S 0-3 K ①		C F X 0-2 G6-3 ①		B B B C C F B 4-2 BB E G4-3 BB 1-2	2	0	0	0	0	2	3
Chris Hammond, L (7, 1)										0	0	0	0	0	0	0
Ray Olmedo, S (7, PH) OBP: 0.375, SLG: 0.375										1	0	0	0	0	0	0
31 Matt Belisle, R (8, 1)										0	0	0	0	0	0	0
37 Brian Shackelford, L (8, 1)										0	0	0	0	0	0	0
Rick White, R (9, 1)										0	0	0	0	0	0	0
Scott Hatteberg, L (9, PH) OBP: 0.404, SLG: 0.420										0	1	0	0	1	0	0
Inning Stats	R: 0 E: 0 K: 2 S: 12 H: 0 LOB: 0 BB: 0 P: 16	R: 0 E: 0 K: 1 S: 10 H: 0 LOB: 3 BB: 3 P: 24	R: 0 E: 0 K: 0 S: 4 H: 0 LOB: 1 BB: 1 P: 11	R: 0 E: 0 K: 2 S: 12 H: 0 LOB: 1 BB: 1 P: 23	R: 0 E: 0 K: 2 S: 13 H: 1 LOB: 1 BB: 0 P: 18	R: 2 E: 0 K: 1 S: 8 H: 2 LOB: 0 BB: 0 P: 13	R: 0 E: 0 K: 0 S: 11 H: 1 LOB: 1 BB: 0 P: 12	R: 0 E: 0 K: 2 S: 9 H: 0 LOB: 0 BB: 0 P: 13	R: 2 E: 1 K: 1 S: 17 H: 0 LOB: 2 BB: 3 P: 33	1B: 1 2B: 1 3B: 0 HR: 2 SF: 0 SAC: 0 DP: 0 HBP: 0						

	AB	32
	R	4
	H	4
	RBI	4
	BB	8
	SO	11
	LOB	16

WP: 0 PB: 0 SB: 1 CS: 0 PA: 40

PITCHER		IP	WLS	BF	H	R	ER	SO	BB	IBB	HBP	BLK	WP	HR	S	P	ERA	WHIP
35 Cole Hamels, L ERA:	(1, 1)	5.0		21	1	0	0	7	5	0	0	0	0	0	51	92	0.00	1.200
63 Ryan Madson, R ERA: 7.18	(6, 1)	1.0	W	5	2	2	2	1	0	0	0	0	0	2	8	13	18.00	2.000
Ryan Franklin, R ERA: 4.15	(7, 1)	1.0	H	4	1	0	0	0	0	0	0	0	0	0	11	12	0.00	1.000
Arthur Rhodes, L ERA: 3.86	(8, 1)	1.0	H	3	0	0	0	2	0	0	0	0	0	0	9	13	0.00	0.000
Julio Santana, R ERA: 7.56	(9, 1)	0.1		5	0	2	0	0	3	0	0	0	0	0	12	27	0.00	9.000

PITCHER		IP	WLS	BF	H	R	ER	SO	BB	IBB	HBP	BLK	WP	HR	S	P	ERA	WHIP
45 Tom Gordon, R ERA: 1.65	(9, 1)	0.2	S	2	0	0	0	1	0	0	0	0	0	0	5	6	0.00	0.000

Batter	1	2	3	4	5	6	7	8	9	AB	R	H	RBI	BB	SO	LOB
11 Jimmy Rollins, S (1, 6) OBP: 0.313, SLG: 0.403	C F B B X 2-2 ① G5-3		B C F S 1-3 ③ K			C B X 1-1 ② G1-3		F D X 1-1 ② F8		4	0	0	0	0	1	1
8 Shane Victorino, S (1, 8) OBP: 0.463, SLG: 0.649	C S B X 1-2 WP 1B			C C F B F X 1-2 ① P2		B X 1-0 ③ F7		F X 0-1 ③ L8		4	0	1	0	0	0	1
26 Chase Utley, L (1, 4) OBP: 0.380, SLG: 0.564	B C C S 1-3 ② K			X 0-0 ② F8			B B F X 2-1 ① F9		H 1-0 1B S WP HBP	3	1	0	0	0	1	1
Pat Burrell, R (1, 7) OBP: 0.410, SLG: 0.591 David Dellucci, L (9, 7) OBP: 0.303, SLG: 0.393	F C 1 SAFE B F F F 1 B 2-2 F X 1-2 ③ P4			C B X 1-1 ③ F8			B F X 1-1 ② P2		B B C B C F X 3-2 6 FC4-6 1-3 1B	4 0	0 0	1 0	0 0	0 0	0 0	1 0
6 Ryan Howard, L (1, 3) OBP: 0.345, SLG: 0.543		C B C B S 2-3 ① K			B S C S 1-3 ① K		X 0-0 E8 2B		D C S D F X 2-2 ① FC4-6 FC1-5 WP 1-2f	4	1	0	0	0	2	2
David Bell, R (1, 5) OBP: 0.319, SLG: 0.423		B X 1-0 ② G6-3			B B X 2-0 ② F8		B B X 2-0 2-H 2B		C F B B X 2-2 ② FC1-5 1B 1-3 3-H	4	0	1	1	0	0	1
Sal Fasano, R (1, 2) OBP: 0.306, SLG: 0.378		F B S X 1-2 ③ F9			F F F X 0-2 1B		B B X 2-0 ③ G6-3		B S X 1-1 29 FC6-4 1-2 1B	4	0	2	0	0	0	1
29 Chris Roberson, S (1, 9) OBP: 0.250, SLG: 0.250			B C B X 2-1 ① G1-3		B X 1-0 ③ B2			B F F B X 2-2 21 SH1-4 1B	B F S X 1-2 ③ FC6-4 1-2f	4	0	1	0	0	0	3
21 Jon Lieber, L (1, 1) 45 Tom Gordon, R (9, 1)			C B B S B X 3-2 ② P3			C F S 0-3 ① K		B B X 2-0 ① SH1-4 1-2		2 0	0 0	0 0	0 0	1 0	0 0	0 0
Inning Stats	R: 0 E: 0 K: 1 S: 16 H: 1 LOB: 1 BB: 0 P: 22	R: 0 E: 0 K: 1 S: 7 H: 0 LOB: 0 BB: 0 P: 11	R: 0 E: 0 K: 1 S: 8 H: 0 LOB: 0 BB: 0 P: 14	R: 0 E: 0 K: 0 S: 8 H: 0 LOB: 0 BB: 0 P: 10	R: 0 E: 0 K: 1 S: 9 H: 1 LOB: 1 BB: 0 P: 13	R: 0 E: 0 K: 1 S: 6 H: 0 LOB: 0 BB: 0 P: 8	R: 1 E: 1 K: 0 S: 7 H: 1 LOB: 1 BB: 0 P: 14	R: 0 E: 0 K: 0 S: 8 H: 1 LOB: 1 BB: 0 P: 13	R: 1 E: 0 K: 0 S: 16 H: 2 LOB: 2 BB: 0 P: 26	1B: 5 2B: 1 3B: 0 HR: 0	SF: 0 SAC: 1 DP: 0 HBP: 1						

TOP

Philadelphia Phillies @ Cincinnati Reds

Great American Ball Park, Cincinnati, OH

Sat May 13 2006, 6:10 PM EDT
Att. 32,624 - Drizzle - 54 F

livebaseballscorecards.com

AB	33
R	2
H	6
RBI	1
BB	0
SO	5
LOB	11

PITCHER		IP	WLS	BF	H	R	ER	SO	BB	IBB	HBP	BLK	WP	HR	S	P	ERA	WHIP
Dave Williams, L ERA: 6.32	(1, 1)	8.1	L	32	5	2	1	5	0	0	1	0	1	0	77	119	1.08	0.600
56 Todd Coffey, R ERA: 0.83	(9, 1)	0.2		3	1	0	0	0	0	0	0	0	1	0	8	12	0.00	1.500

PITCHER	IP	WLS	BF	H	R	ER	SO	BB	IBB	HBP	BLK	WP	HR	S	P	ERA	WHIP

Batter	1	2	3	4	5	6	7	8	9	AB	R	H	RBI	BB	SO	LOB
Quinton McCracken, S (1, 8) OBP: 0.294, SLG: 0.333 Ken Griffey Jr., L (9, PH) OBP: 0.333, SLG: 0.548	C F B F X 1-2 G6-3 ①			C F F X 0-2 F8 ①			C X 0-1 F9 ①		B C F B X 2-2 1B ①	3 0 0 0 0 0 0 1 0 1 0 0 0 0						
Felipe Lopez, S (1, 6) OBP: 0.373, SLG: 0.428	C C B X 1-2 G6-3 ②			C F F F B X 1-2 F7 ②			B C C B X 2-2 P5 ②		C F B X 1-2 1-3 1B ②	4 0 1 0 0 0 0						
Adam Dunn, L (1, 7) OBP: 0.383, SLG: 0.567	B X 1-0 G4-3 ③			B F F S 1-3 K ③			S X 0-1 1B ③		S B D S B S 3-3 K ③	4 0 1 0 0 2 2						
Austin Kearns, R (1, 9) OBP: 0.381, SLG: 0.554		F B C B S 2-3 K ①			X 0-0 G6-3 ①		B S B F X 2-2 F9 ③			3 0 0 0 0 1 1						
Scott Hatteberg, L (1, 3) OBP: 0.393, SLG: 0.407		C X 0-1 P6 ②			C B C F B X 2-2 F8 ②			C B C X 1-2 G3 ①		3 0 0 0 0 0 0						
12 Edwin Encarnación, R (1, 5) OBP: 0.385, SLG: 0.537		C X 0-1 G6-3 ③			F T B S 1-3 K ③			B F X 1-1 G6-3 ②		3 0 0 0 0 1 0						
4 Brandon Phillips, R (1, 4) OBP: 0.330, SLG: 0.447			C F B B B X 3-2 P4 ①			C B F X 1-2 G6-3 ①		S X 0-1 G3-1 ③		3 0 0 0 0 0 0						
Jason LaRue, R (1, 2) OBP: 0.313, SLG: 0.293			B F C F X 1-2 F7 ②			F F B F S 1-3 K ②			F F B T 1-2 K ①	3 0 0 0 0 2 0						
Dave Williams, L (1, 1) OBP: 0.167, SLG: 0.091 56 Todd Coffey, R (9, 1) Javier Valentin, S (9, PH) OBP: 0.303, SLG: 0.344			C C B F F C 1-3 K ③			B F C X 1-2 G6-3 ③			C F X 0-2 G4-3 ②	2 0 0 0 0 1 0 0 0 0 0 0 0 0 1 0 0 0 0 0 0						
Inning Stats	R: 0 H: 0 E: 0 LOB: 0 K: 0 BB: 0 S: 8 P: 11	R: 0 H: 0 E: 0 LOB: 0 K: 1 BB: 0 S: 7 P: 9	R: 0 H: 0 E: 0 LOB: 0 K: 1 BB: 0 S: 12 P: 17	R: 0 H: 0 E: 0 LOB: 0 K: 1 BB: 0 S: 12 P: 14	R: 0 H: 0 E: 0 LOB: 0 K: 1 BB: 0 S: 8 P: 11	R: 0 H: 0 E: 0 LOB: 0 K: 1 BB: 0 S: 10 P: 13	R: 0 H: 1 E: 0 LOB: 1 K: 0 BB: 0 S: 10 P: 14	R: 0 H: 0 E: 0 LOB: 0 K: 0 BB: 0 S: 7 P: 9	R: 0 H: 2 E: 0 LOB: 2 K: 2 BB: 0 S: 15 P: 22	1B: 3 SF: 0 2B: 0 SAC: 0 3B: 0 DP: 0 HR: 0 HBP: 0						

PITCHER		IP	WLS	BF	H	R	ER	SO	BB	IBB	HBP	BLK	WP	HR	S	P	ERA	WHIP
21 Jon Lieber, R ERA: 5.5	(1, 1)	8.2	W	28	2	0	0	6	0	0	0	0	0	0	83	110	0.00	0.231
45 Tom Gordon, R ERA: 1.62	(9, 1)	0.1	S	2	1	0	0	1	0	0	0	0	0	0	6	10	0.00	3.000

PITCHER	IP	WLS	BF	H	R	ER	SO	BB	IBB	HBP	BLK	WP	HR	S	P	ERA	WHIP

BOTTOM

Philadelphia Phillies @ Cincinnati Reds

Great American Ball Park, Cincinnati, OH

Sat May 13 2006, 6:10 PM EDT
Att. 32,624 - Drizzle - 54 F

livebaseballscorecards.com

AB	30
R	0
H	3
RBI	0
BB	0
SO	7
LOB	3

REDS

Batter	1	2	3	4	5	6	7	8	9	10	11	12	AB	R	H	RBI	BB	SO	LOB
11 Jimmy Rollins, S (1, 6) OBP: 0.313, SLG: 0.396	B X 1-0 P4 ①		D C C T 1-2 K ③			X 0-0 F7 ②		B C B T F F F X 2-2 1B		B C B D B 4-1 8 FC6-4 1-2 2-3 BB		B X 1-0 G6-3 ②	5	0	1	0	1	1	1
8 Shane Victorino, S (1, 8) OBP: 0.447, SLG: 0.628	B F B X 2-1 P5 ②			C X 0-1 2B		C X 0-1 P4 ③		C S C F F F X 0-2 L8 ③		F F F D X 1-2 FC6-4 ③ 1-2f		B C X 1-1 1B	6	0	2	0	0	0	4
26 Chase Utley, L (1, 4) OBP: 0.372, SLG: 0.547	F F B C 1-3 K ③			B B X 2-0 F8 ①			L B X 1-1 F9 ①		X 0-0 CS 1B		B B X 2-0 F8 ①	1 SAFE 1 SAFE C X 0-1 G3 ③	6	0	1	0	0	1	2
Pat Burrell, R (1, 7) OBP: 0.403, SLG: 0.571		B C B F B X 2-2 P4 ①		S C T F F D S 1-3 K ②			F B B B C F B 4-2 BB		B C S 1 SAFE 1 SAFE B S 2-3 K ①② 1-2		B F C B B S 3-3 K ②		4	0	0	0	1	3	2
David Bell, R (1, 5) OBP: 0.306, SLG: 0.405		C B F B X 2-2 P3 ②		X 0-0 F8 ③			F 1 SAFE 1 SAFE F B F C 1-3 K ②		B C F F X 1-2 G4-3 ③		B C C B F B F X 3-2 E5 BB		5	0	0	0	0	1	2
Alex Gonzalez, R (1, 3) OBP: 0.161, SLG: 0.103 Rheal Cormier, L (8, 1) Ryan Franklin, R (9, 1) David Dellucci, L (10, PH) OBP: 0.343, SLG: 0.414 (10, 9)		B C B F C 2-3 K ③			S S B F X 1-2 G6-3 ①		F S S 0-3 K ③			C B X 1-1 11 BB 51 SH1-4 1B	C B B B F F B 4-2 1-2 BB		3 0 0 1	0 0 0 0	0 0 0 1	0 0 0 0	2 0 0 1	0 0 0 0	1 0 0 0
51 Carlos Ruiz, R (1, 2) OBP: 0.100, SLG: 0.105 45 Tom Gordon, R (12, 1)			B X 1-0 F9 ①		C X 0-1 G5-3 ②			X 0-0 G5-3 ①		L X 0-1 SH1-4 ① 1-2 C X 0-1 G5-3 ③			4 0	0 0	0 0	0 0	0 0	0 0	2 0
29 Chris Roberson, S (1, 9) OBP: 0.143, SLG: 0.143 Abraham Nunez, S (10, PH) OBP: 0.238, SLG: 0.244 Arthur Rhodes, L (10, 1) Geoff Geary, R (11, 1) OBP: 0.333, SLG: 0.667 Sal Fasano, R (12, PH) OBP: 0.300, SLG: 0.370 (12, 2)			F F X 0-2 F7 ② C X 0-1 L5 ③					C X 0-1 P4 ②		B T B F B X 3-2 F9 ②		C T B C 1-3 K ①	3 1 0 0 0 1	0 0 0 0 0 0	0 0 0 0 0 1	0 0 0 0 0 0	0 0 0 0 0 1	0 1 0 0 0 0	0 1 0 0 0 0
39 Brett Myers, R (1, 1) OBP: 0.056, SLG: 0.056 6 Ryan Howard, L (8, PH) OBP: 0.359, SLG: 0.597 (8, 3)			B B C F F X 2-2 1B			B C B F S 2-3 K ①		B S C X 1-2 HR		I I I 4-0 11 BB IBB		C B X 1-1 HR	2 2	0 2	1 2	0 2	0 1	1 0	0 0

TOP

Philadelphia Phillies @ Cincinnati Reds

Great American Ball Park, Cincinnati, OH

Sun May 14 2006, 1:15 PM EDT

Att. 19,676 - Overcast - 49 F

livebaseballscorecards.com

AB	43
R	2
H	8
RBI	2
BB	4
SO	10
LOB	15

Inning Stats	1	2	3	4	5	6	7	8	9	10	11	12
	R: 0 E: 0 K: 1 S: 6	H: 0 LOB: 0 BB: 0 P: 10	R: 0 E: 0 K: 1 S: 9	H: 0 LOB: 0 BB: 0 P: 15	R: 0 E: 0 K: 1 S: 11	H: 1 LOB: 1 BB: 0 P: 15	R: 0 E: 0 K: 1 S: 9	H: 1 LOB: 1 BB: 0 P: 12	R: 0 E: 0 K: 0 S: 8	H: 0 LOB: 0 BB: 0 P: 9	R: 0 E: 0 K: 1 S: 6	H: 0 LOB: 0 BB: 0 P: 8
	R: 0 E: 0 K: 2 S: 13	H: 0 LOB: 1 BB: 1 P: 19	R: 1 E: 0 K: 0 S: 17	H: 2 LOB: 1 BB: 0 P: 20	R: 0 E: 0 K: 1 S: 8	H: 1 LOB: 0 BB: 0 P: 11	R: 0 E: 0 K: 0 S: 12	H: 1 LOB: 3 BB: 2 P: 25	R: 0 E: 1 K: 1 S: 15	H: 0 LOB: 2 BB: 1 P: 27	R: 1 E: 0 K: 1 S: 10	H: 2 LOB: 1 BB: 0 P: 14

1B: 5	2B: 2	3B: 0	HR: 2	SF: 0	SAC: 1	DP: 1	HBP: 0	WP: 0	PB: 0	SB: 0	CS: 1	PA: 48													

PITCHER		IP	WLS	BF	H	R	ER	SO	BB	IBB	HBP	BLK	WP	HR	S	P	ERA	WHIP
Brandon Claussen, L ERA: 4.96	(1, 1)	8.0		29	4	1	1	7	1	0	0	0	0	1	79	108	1.12	0.625
56 Todd Coffey, R ERA: 0.79	(9, 1)	1.0		3	1	0	0	1	0	0	0	0	0	0	8	11	0.00	1.000
25 David Weathers, R ERA: 3.44	(10, 1)	2.0		11	1	0	0	1	2	1	0	0	0	0	27	52	0.00	1.500
Chris Hammond, L ERA: 8.44	(12, 1)	1.0	L	5	2	1	1	1	0	0	0	0	0	1	10	14	9.00	2.000

PITCHER		IP	WLS	BF	H	R	ER	SO	BB	IBB	HBP	BLK	WP	HR	S	P	ERA	WHIP

Philadelphia Phillies @ Cincinnati Reds

Great American Ball Park, Cincinnati, OH

Sun May 14 2006, 1:15 PM EDT

Att. 19,676 - Overcast - 49 F

livebaseballscorecards.com

BOTTOM

Batter	1	2	3	4	5	6	7	8	9	10	11	12	AB	R	H	RBI	BB	SO	LOB
Felipe Lopez, S (1, 6) OBP: 0.377, SLG: 0.427	L7		1B		P6			12 1B BB		F9		1B	5	0	2	0	1	0	0
12 Edwin Encarnación, R (1, 5) (12, 3) OBP: 0.376, SLG: 0.519	F8		L7		P4			1-2 1B		K		F9	6	0	1	0	0	1	2
Ken Griffey Jr., L (1, 8) OBP: 0.315, SLG: 0.489	K		F7			G6-3 BB		F9		G6-3		L3	5	0	0	0	1	1	4
Adam Dunn, L (1, 7) OBP: 0.377, SLG: 0.550		1B BB		F8		G6-3 1-2f		L4			F8		4	0	0	0	1	0	3
Austin Kearns, R (1, 9) OBP: 0.369, SLG: 0.535		F9		G5-3		K			F8		K		5	0	0	0	0	2	1
Scott Hatteberg, L (1, 3) OBP: 0.402, SLG: 0.417		FC6-4 1-3 1B		1B			G4-3		K		4 1B		5	0	3	0	0	1	0
Ray Olmedo, S (11, PR) OBP: 0.375, SLG: 0.375 (12, 5)													0	0	0	0	0	0	0
4 Brandon Phillips, R (1, 4) OBP: 0.333, SLG: 0.444		K		K			L4		BB 1B		1-3 1B		5	0	2	0	0	2	3
Jason LaRue, R (1, 2) OBP: 0.321, SLG: 0.356		FC6-4 1-2f			HR		F8		1-2 BB		G4-3		4	1	1	1	1	0	4
Brandon Claussen, R (1, 1)			G2-3		K			G6-3	F9			G1-3	2	0	0	0	0	1	0
6 Ryan Freel, R (8, PH) OBP: 0.286, SLG: 0.277													1	0	0	0	0	0	0
56 Todd Coffey, R (9, 1)													0	0	0	0	0	0	0
Javier Valentin, S (9, PH) OBP: 0.299, SLG: 0.339													1	0	0	0	0	0	2
25 David Weathers, R (10, 1)													0	0	0	0	0	0	0
Chris Hammond, L (12, 1)													0	0	0	0	0	0	0
Quinton McCracken, S (12, PH) OBP: 0.286, SLG: 0.323													1	0	0	0	0	0	0
Inning Stats	R: 0 E: 0 K: 1 S: 5 H: 0 LOB: 0 BB: 0 P: 7	R: 0 E: 0 K: 1 S: 10 H: 1 LOB: 2 BB: 1 P: 20	R: 0 E: 0 K: 0 S: 11 H: 1 LOB: 1 BB: 0 P: 17	R: 0 E: 0 K: 1 S: 8 H: 1 LOB: 1 BB: 0 P: 10	R: 1 E: 0 K: 1 S: 10 H: 1 LOB: 0 BB: 0 P: 14	R: 0 E: 0 K: 1 S: 7 H: 0 LOB: 0 BB: 1 P: 16	R: 0 E: 0 K: 0 S: 8 H: 0 LOB: 0 BB: 0 P: 11	R: 0 E: 0 K: 0 S: 9 H: 1 LOB: 2 BB: 1 P: 16	R: 0 E: 0 K: 1 S: 8 H: 1 LOB: 2 BB: 1 P: 13	R: 0 E: 0 K: 1 S: 8 H: 0 LOB: 0 BB: 0 P: 14	R: 0 E: 0 K: 1 S: 12 H: 2 LOB: 2 BB: 0 P: 17	R: 0 E: 0 K: 0 S: 8 H: 1 LOB: 1 BB: 0 P: 12	1B: 8 2B: 0 3B: 0 HR: 1	SF: 0 SAC: 0 DP: 1 HBP: 0	WP: 0 PB: 0 SB: 0 CS: 0	PA: 48			

PITCHER	IP	WLS	BF	H	R	ER	SO	BB	IBB	HBP	BLK	WP	HR	S	P	ERA	WHIP
39 Brett Myers, R (1, 1) ERA: 2.73	7.0		26	4	1	1	5	2	0	0	0	0	1	59	95	1.29	0.857
Rheal Cormier, L (8, 1) ERA:	1.0		5	1	0	0	0	1	0	0	0	0	0	9	16	0.00	2.000
Ryan Franklin, R (9, 1) ERA: 3.93	1.0		5	1	0	0	1	1	0	0	0	0	0	8	13	0.00	2.000
Arthur Rhodes, L (10, 1) ERA: 3.46	1.1		4	0	0	0	1	0	0	0	0	0	0	11	18	0.00	0.000
Geoff Geary, R (11, 1) ERA: 3.86	0.2	W	4	2	0	0	1	0	0	0	0	0	0	9	13	0.00	3.000

PITCHER	IP	WLS	BF	H	R	ER	SO	BB	IBB	HBP	BLK	WP	HR	S	P	ERA	WHIP
45 Tom Gordon, R (12, 1) ERA: 1.53	1.0	S	4	1	0	0	0	0	0	0	0	0	0	8	12	0.00	1.000

AB	44
R	1
H	9
RBI	1
BB	4
SO	8
LOB	19

Cincinnati Reds @ Pittsburgh Pirates

PNC Park, Pittsburgh, PA

Tue May 16 2006, 7:05 PM EDT

Att. 14,315 - Drizzle - 53 F

livebaseballscorecards.com

Batter	1	2	3	4	5	6	7	8	9	AB	R	H	RBI	BB	SO	LOB
Felipe Lopez, S (1, 6) OBP: 0.380, SLG: 0.447	C B F B B X 3-2 CS 12 1B 1B		C X 0-1 ② ③ G6-4-3 1-2f			C S X 0-2 ① G1-3		S F B X 1-2 HR		4	1	2	1	0	0	1
12 Edwin Encarnación, R (1, 5) OBP: 0.373, SLG: 0.511	C D X 1-1 1-2 1B			C B B B F F C 3-3 ① K		B B X 2-0 ② G5-3		C F B X 1-2 ② F9		4	0	1	0	0	1	0
Ken Griffey Jr., L (1, 8) OBP: 0.298, SLG: 0.460 Quinton McCracken, S (7, 8) OBP: 0.278, SLG: 0.313	F C F B S 1-3 ① K			C S F B S 1-3 ② K		C B X 1-1 ③ L9		C B X 1-1 ③ G3		3 1	0 0	0 0	0 0	0 0	2 0	2 0
Austin Kearns, R (1, 9) OBP: 0.366, SLG: 0.524	2 SAFE C B F S 1-3 ② ③ K 2-3			B B B C B 4-1 BB		X 0-0 ① G1-3			C B X 1-1 ① F9	3	0	0	0	1	1	2
Adam Dunn, L (1, 7) OBP: 0.374, SLG: 0.541		B X 1-0 ① L7		S F C 0-3 ③ K		C B S F B F X 2-2 ② P5			X 0-0 1B	4	0	1	0	0	1	1
Jason LaRue, R (1, 2) OBP: 0.298, SLG: 0.327		C B B X 2-1 ② G6-3			S B C D B C 3-3 ① K	C B B X 2-1 ③ G1-3			C C B S 1-3 ② K	4	0	0	0	0	2	1
Scott Hatteberg, L (1, 3) OBP: 0.405, SLG: 0.424		C B C C 1-3 ③ K			X 0-0 2B			C C B B H 3-2 4 FC5-4 HBP	B C F C 1-3 ③ K	3	0	1	0	0	2	1
4 Brandon Phillips, R (1, 4) OBP: 0.325, SLG: 0.432			C F C 0-3 ① K		B B F X 2-1 ② G1-3			S B X 1-1 ① FC5-4 26 HR 1-2f		3	1	0	0	0	1	2
39 Aaron Harang, R (1, 1) OBP: 0.217, SLG: 0.217 31 Matt Belisle, R (5, 1) Mike Burns, R (7, 1) 26 David Ross, R (8, PH) OBP: 0.357, SLG: 0.657 37 Brian Shackelford, L (8, 1)			X 0-0 G6-4-3 1B		X 0-0 ③ G4-3			B B B C F F F F F F F 3-2 X 1-H HR		2 0 0 1 0	0 0 0 1 0	1 0 0 1 0	0 0 0 1 0	0 0 0 2 0	0 0 0 0 0	1 0 0 0 0
Inning Stats	R: 0 E: 0 K: 2 S: 12 H: 2 LOB: 1 BB: 0 P: 18	R: 0 E: 0 K: 1 S: 6 H: 0 LOB: 0 BB: 0 P: 10	R: 0 E: 0 K: 1 S: 6 H: 1 LOB: 0 BB: 0 P: 6	R: 0 E: 0 K: 3 S: 12 H: 0 LOB: 1 BB: 1 P: 20	R: 0 E: 0 K: 1 S: 7 H: 1 LOB: 1 BB: 0 P: 12	R: 0 E: 0 K: 0 S: 6 H: 0 LOB: 0 BB: 0 P: 9	R: 0 E: 0 K: 0 S: 8 H: 0 LOB: 0 BB: 0 P: 12	R: 3 E: 0 K: 0 S: 19 H: 2 LOB: 0 BB: 0 P: 29	R: 0 E: 0 K: 2 S: 9 H: 1 LOB: 1 BB: 0 P: 12	1B: 4 2B: 1 3B: 0 HR: 2 SF: 0 SAC: 0 DP: 1 HBP: 1						

	AB	32
	R	3
	H	7
	RBI	3
	BB	1
	SO	10
	LOB	11

WP: 0 PB: 0 SB: 0 CS: 1 PA: 34

PITCHER		IP	WLS	BF	H	R	ER	SO	BB	IBB	HBP	BLK	WP	HR	S	P	ERA	WHIP
28 Paul Maholm, L ERA: 4.63	(1, 1)	7.1	W	27	5	2	2	8	1	0	1	0	0	1	68	105	2.46	0.818
16 Salomon Torres, R ERA: 5.11	(8, 1)	0.2		3	1	1	1	0	0	0	0	0	0	1	8	11	13.50	1.500
Damaso Marte, L ERA: 2.31	(9, 1)	1.0		4	1	0	0	2	0	0	0	0	0	0	9	12	0.00	1.000

PITCHER	IP	WLS	BF	H	R	ER	SO	BB	IBB	HBP	BLK	WP	HR	S	P	ERA	WHIP

Batter	1	2	3	4	5	6	7	8	9	AB	R	H	RBI	BB	SO	LOB
José Bautista, R (1, 5) OBP: 0.471, SLG: 0.630	C B B F B X 3-2 13 S 1B		C S X 0-2 2B 1-2 2-3 1B		B B F B B 4-1 12 BB 13 BB 2B BB	B B B C B 4-1 2B 1-2 BB	B X 1-0 ③ G4-3			3	2	2	0	2	0	3
13 Nate McLouth, L (1, 8) OBP: 0.304, SLG: 0.293	C F B B S 2-3 ① K 1-2		C F B B S 2-3 ① K		F B B B F B 4-2 12 BB 2B 1-2 BB	B B F F F X 2-2 ① F9 2-3		B B S C X 2-2 ① G6-3		4	1	0	0	1	2	6
12 Freddy Sanchez, R (1, 6) OBP: 0.358, SLG: 0.505	C B S X 1-2 ② L7		B X 1-0 ② SF7 3-H		C D S B B F B 4-2 2B 1-2 2-3 BB	X 0-0 ② L9		X 0-0 BB 1B 1B		3	2	1	1	1	0	3
Jason Bay, R (1, 7) OBP: 0.418, SLG: 0.455	B F B X 2-1 ③ L6		C B X 1-1 2B 1-H 2-H 2B		X 0-0 ① P3	C X 0-1 ③ F8		B B F B B 4-1 1B 26 1B 1-2 BB		4	2	1	2	1	0	6
Jeromy Burnitz, L (1, 9) OBP: 0.248, SLG: 0.364		F E B S 1-3 ① K	B X 1-0 2-H 2B		B F F B F F X 2-2 2B 1-H 2-H 3-H		X 0-0 1B 1B 1B	S B F F S 1-3 ② K		5	0	3	4	0	2	2
Craig Wilson, R (1, 3) OBP: 0.357, SLG: 0.544	S B B S S 2-3 ② K	B D S S B C 3-3 ③ K	F X 0-1 ② F8				F D X 1-1 1B 1-2 1B	S B X 1-1 26 1B 1-2 2-H 1B		5	0	2	1	0	2	2
26 Ronny Paulino, R (1, 2) OBP: 0.342, SLG: 0.366	C C B T 1-2 ③ K		F S S 0-3 ① K		C F D D F B F B 4-2 BB		C C D C 1-3 ① K	F X 0-1 FC5-4 1-3 2-H 1B		4	0	1	1	1	3	2
Jose Castillo, R (1, 4) OBP: 0.314, SLG: 0.325		B C S B X 2-2 28 E 1B 12 SF7 1B	B C B B C F F X 3-2 ② G6-3	B X 1-0 ③ F9			S X 0-1 1-2 2-3 1B	B X 1-0 ③ FC5-4 1-2f		5	1	2	0	0	0	4
28 Paul Maholm, L (1, 1) OBP: 0.063, SLG: 0.063 16 Salomon Torres, R (8, 1) Damaso Marte, L (9, 1)		B X 1-0 FC1 1B 1-2 2B	S B S B C 2-3 ③ K			B C X 1-1 13 F9 BB 1B	C B B F C 2-3 ② K			4 0 0	1 0 0	1 0 0	0 0 0	0 0 0	2 0 0	4 0 0
Inning Stats	R: 0 H: 1 E: 0 LOB: 1 K: 1 BB: 0 S: 11 P: 19	R: 0 H: 0 E: 0 LOB: 0 K: 3 BB: 0 S: 9 P: 13	R: 4 H: 4 E: 1 LOB: 1 K: 2 BB: 0 S: 17 P: 28	R: 0 H: 0 E: 0 LOB: 0 K: 2 BB: 0 S: 11 P: 16	R: 3 H: 1 E: 0 LOB: 2 K: 0 BB: 4 S: 19 P: 38	R: 0 H: 1 E: 0 LOB: 2 K: 0 BB: 1 S: 10 P: 17	R: 0 H: 3 E: 0 LOB: 3 K: 2 BB: 0 S: 12 P: 17	R: 2 H: 3 E: 0 LOB: 2 K: 1 BB: 1 S: 14 P: 23		1B: 10 SF: 1 2B: 3 SAC: 0 3B: 0 DP: 0 HR: 0 HBP: 0						

PITCHER		IP	WLS	BF	H	R	ER	SO	BB	IBB	HBP	BLK	WP	HR	S	P	ERA	WHIP
39 Aaron Harang, R ERA: 4.19	(1, 1)	4.1	L	23	6	7	3	8	3	0	0	0	0	0	60	102	6.23	2.077
31 Matt Belisle, R ERA: 4.11	(5, 1)	1.2		8	1	0	0	0	2	0	0	0	0	0	17	29	0.00	1.800
Mike Burns, R ERA: 6.75	(7, 1)	1.0		6	3	0	0	2	0	0	0	0	0	0	12	17	0.00	3.000
37 Brian Shackelford, L ERA: 8.22	(8, 1)	1.0		7	3	2	2	1	1	0	0	0	0	0	14	23	18.00	4.000

PITCHER	IP	WLS	BF	H	R	ER	SO	BB	IBB	HBP	BLK	WP	HR	S	P	ERA	WHIP

BOTTOM

Cincinnati Reds @ Pittsburgh Pirates

PNC Park, Pittsburgh, PA

Tue May 16 2006, 7:05 PM EDT

Att. 14,315 - Drizzle - 53 F

livebaseballscorecards.com

AB	37
R	9
H	13
RBI	9
BB	6
SO	11
LOB	32

1B: 10 SF: 1
2B: 3 SAC: 0
3B: 0 DP: 0
HR: 0 HBP: 0

WP: 0 PA: 44
PB: 0
SB: 1
CS: 0

Cincinnati Reds @ Pittsburgh Pirates

PNC Park, Pittsburgh, PA

Wed May 17 2006, 7:05 PM EDT

Att. 14,897 - Partly Cloudy - 62 F

livebaseballscorecards.com

Batter	1	2	3	4	5	6	7	8	9	AB	R	H	RBI	BB	SO	LOB
6 Ryan Freel, R (1, 7) OBP: 0.371, SLG: 0.287	0-0 1B SF7 1B	2-2 L7			4-2 BB 1B BB		1-0 E5 HBP 1B		4-1 FC6-4 BB	3	2	2	0	2	0	1
Felipe Lopez, S (1, 6) OBP: 0.380, SLG: 0.442	2-2 BB 1B 1-2 1B	2-3 K2-3			4-1 G6-4-3 1B 1-2 BB		2-1 F7		1-2 FC6-4 1B 1-2f	4	0	1	0	1	1	3
Ken Griffey Jr., L (1, 8) OBP: 0.323, SLG: 0.463	2-2 BB 1-2 2-3 1B		0-1 P4		2-2 G6-4-3 1-2 2-H 1B		1-0 BB E HBP 1-2		0-2 P2	4	0	2	1	0	0	1
Austin Kearns, R (1, 9) OBP: 0.361, SLG: 0.517	0-0 SF7 3-H		1-1 P6		3-2 G6-4-3 1-2f 2-3		0-0 E5 BB 1-2 2-3		3-2 1B 1-2	4	0	1	1	0	0	4
Adam Dunn, L (1, 3) OBP: 0.381, SLG: 0.533	4-2 BB 1-2 2-3		2-3 K		4-0 BB		4-2 BB 1-2 2-3		0-1 G3	2	0	0	0	3	1	2
12 Edwin Encarnación, R (1, 5) OBP: 0.369, SLG: 0.500 56 Todd Coffey, R (7, 1) Rick White, R (8, 1)	1-1 P4			4-2 BB	1-1 L9		0-3 K			3 0 0	0 0 0	0 0 0	0 0 0	1 0 0	1 0 0	8 0 0
4 Brandon Phillips, R (1, 4) OBP: 0.315, SLG: 0.417	0-3 K			2-1 P4		1-1 P4		2-3 K		4	0	0	0	0	2	4
26 David Ross, R (1, 2) OBP: 0.348, SLG: 0.615		0-0 E2 61 FC1-5 1B		1-1 F8		2-2 G5-3		0-0 F7		4	0	1	0	0	0	1
61 Bronson Arroyo, R (1, 1) OBP: 0.154, SLG: 0.333 Ray Olmedo, S (7, 5) OBP: 0.333, SLG: 0.333		0-0 FC1-5 2-3		3-3 K		1-3 K		0-0 G6-3		3 1	0 0	0 0	0 0	0 0	2 0	2 0
Inning Stats	R: 1 E: 0 K: 1 S: 15 H: 3 LOB: 3 BB: 1 P: 24	R: 0 E: 1 K: 1 S: 8 H: 1 LOB: 1 BB: 0 P: 12	R: 0 E: 0 K: 1 S: 7 H: 0 LOB: 0 BB: 0 P: 10	R: 0 E: 0 K: 1 S: 11 H: 0 LOB: 1 BB: 1 P: 21	R: 1 E: 0 K: 0 S: 14 H: 1 LOB: 2 BB: 3 P: 32	R: 0 E: 0 K: 1 S: 9 H: 0 LOB: 0 BB: 0 P: 13	R: 0 E: 1 K: 1 S: 9 H: 1 LOB: 3 BB: 1 P: 17	R: 0 E: 0 K: 1 S: 5 H: 0 LOB: 0 BB: 0 P: 7	R: 0 E: 0 K: 0 S: 14 H: 1 LOB: 2 BB: 1 P: 22	1B: 7 2B: 0 3B: 0 HR: 0	SF: 1 SAC: 0 DP: 1 HBP: 1						

TOP

AB	32
R	2
H	7
RBI	2
BB	7
SO	7
LOB	26

WP: 0 PB: 0 SB: 0 CS: 0 PA: 41

PITCHER		IP	WLS	BF	H	R	ER	SO	BB	IBB	HBP	BLK	WP	HR	S	P	ERA	WHIP
Oliver Pérez, L ERA: 6.98	(1, 1)	6.0	W	27	5	2	2	5	5	0	0	0	0	0	64	112	3.00	1.667
55 Matt Capps, R ERA: 3.54	(7, 1)	0.1	H	2	1	0	0	0	0	0	0	0	0	0	3	6	0.00	3.000
Damaso Marte, L ERA: 2.25	(7, 1)	0.1	H	3	0	0	0	0	1	0	1	0	0	0	3	8	0.00	3.000
16 Salomon Torres, R ERA: 5.04	(7, 1)	0.1	H	1	0	0	0	1	0	0	0	0	0	0	3	3	0.00	0.000
Roberto Hernandez, R ERA: 2.2	(8, 1)	1.0	H	3	0	0	0	1	0	0	0	0	0	0	5	7	0.00	0.000

PITCHER		IP	WLS	BF	H	R	ER	SO	BB	IBB	HBP	BLK	WP	HR	S	P	ERA	WHIP
Michael Gonzalez, L ERA: 1.76	(9, 1)	1.0		5	1	0	0	0	1	0	0	0	0	0	14	22	0.00	2.000

BOTTOM

Cincinnati Reds @ Pittsburgh Pirates

PNC Park, Pittsburgh, PA

Wed May 17 2006, 7:05 PM EDT

Att. 14,897 - Partly Cloudy - 62 F

livebaseballscorecards.com

Batter	1	2	3	4	5	6	7	8	9	AB	R	H	RBI	BB	SO	LOB
José Bautista, R (1, 5) OBP: 0.462, SLG: 0.567	G4-3	12 FC4-6, 1-2, BB		P3		K, SAFE		13 1B, 12 2B, BB		3	1	0	0	2	1	1
13 Nate McLouth, L (1, 8) OBP: 0.309, SLG: 0.333	HR	K		G4-3		G3, SAFE		12 2B, 1-2, 1B		5	2	2	1	0	1	4
12 Freddy Sanchez, R (1, 6) OBP: 0.369, SLG: 0.529	G6-3	FC4-6, 1-2f, 2-3, 3-H		2B			BB, 1B	1-H, 2-H, 1B, 2B		5	1	3	3	0	0	2
Jason Bay, R (1, 7) OBP: 0.423, SLG: 0.456	1B	K		G1-4-3			1-2, BB	2-H, 1B		4	0	2	1	1	1	3
Jeromy Burnitz, L (1, 9) OBP: 0.242, SLG: 0.354	G4-3	G3-1			F9		K			4	0	0	0	0	1	3
Craig Wilson, R (1, 3) OBP: 0.353, SLG: 0.534		26 1B, 1B, 1B, 1B	F8		F7					4	1	1	0	0	1	2
26 Ronny Paulino, R (1, 2) OBP: 0.350, SLG: 0.387		1B, 1B, 1-2, 1B	2B		F7					4	1	2	0	0	1	2
Jose Castillo, R (1, 4) OBP: 0.326, SLG: 0.333		1B, 12 FC4-6, 1-2, 2-3, 1B	IBB			1B		F9		3	1	2	0	1	0	0
Oliver Pérez, L (1, 1) José Hernández, R (6, PH) OBP: 0.222, SLG: 0.238 55 Matt Capps, R (7, 1) Damaso Marte, L (7, 1) 16 Salomon Torres, R (7, 1) Roberto Hernandez, R (8, 1) 41 Ryan Doumit, S (8, PH) OBP: 0.323, SLG: 0.577 Michael Gonzalez, R (9, 1)	12 FC4-6 S, 1-3, 2-H, 3-H, 1B	P6				K	K			2 1 0 0 0 0 0 1 0	0 0 0 0 0 0 0 0 0	1 0 0 0 0 0 0 0 0	2 0 0 0 0 0 0 1 0	0 1 0 0 0 0 0 0 0	0 1 0 0 0 0 0 0 0	2 1 0 0 0 0 0 0 0
Inning Stats	R: 1 E: 0 K: 0 S: 10 H: 2 LOB: 1 BB: 0 P: 19	R: 3 E: 0 K: 2 S: 21 H: 4 LOB: 2 BB: 1 P: 33	R: 0 E: 0 K: 0 S: 10 H: 1 LOB: 2 BB: 1 P: 20	R: 0 E: 0 K: 0 S: 12 H: 1 LOB: 1 BB: 0 P: 19	R: 0 E: 0 K: 0 S: 6 H: 0 LOB: 0 BB: 0 P: 8	R: 0 E: 0 K: 2 S: 13 H: 1 LOB: 1 BB: 0 P: 19	R: 0 E: 0 K: 3 S: 19 H: 1 LOB: 2 BB: 1 P: 31	R: 3 E: 0 K: 1 S: 12 H: 3 LOB: 1 BB: 1 P: 21		1B: 9 2B: 3 3B: 0 HR: 1	SF: 0 SAC: 0 DP: 0 HBP: 0		WP: 0 PB: 0 SB: 1 CS: 0	PA: 40		

	AB	36
	R	7
	H	13
	RBI	7
	BB	4
	SO	8
	LOB	20

PITCHER		IP	WLS	BF	H	R	ER	SO	BB	IBB	HBP	BLK	WP	HR	S	P	ERA	WHIP
61 Bronson Arroyo, R ERA: 2.4	(1, 1)	6.0	L	29	9	4	4	4	1	1	0	0	0	1	72	118	6.00	1.667
56 Todd Coffey, R ERA: 0.76	(7, 1)	1.0		5	1	0	0	3	1	0	0	0	0	0	19	31	0.00	2.000
Rick White, R ERA: 7.41	(8, 1)	1.0		6	3	3	3	1	1	0	0	0	0	0	12	21	27.00	4.000

PITCHER		IP	WLS	BF	H	R	ER	SO	BB	IBB	HBP	BLK	WP	HR	S	P	ERA	WHIP

Cincinnati Reds @ Pittsburgh Pirates

PNC Park, Pittsburgh, PA

Thu May 18 2006, 12:35 PM EDT

Att. 18,502 - Partly Cloudy - 61 F

TOP

livebaseballscorecards.com

Batter	1	2	3	4	5	6	7	8	9	AB	R	H	RBI	BB	SO	LOB
Felipe Lopez, S (1, 6) OBP: 0.379, SLG: 0.435	C B X 1-1 G1-3 ①		C C F B C 1-3 K ②	C X 0-1 G3-6-1 1-2 2-3 3-H 1B		F S X 0-2 G4-3 ①	B F 2 B B F F B SAFE 4-2 1B 1-2 2-3 BB		C C B F B X 2-2 G5-3 ②	5	0	1	1	1	1	0
Adam Dunn, L (1, 7) OBP: 0.381, SLG: 0.532 25 David Weathers, R (7, 1) 26 David Ross, R (9, PH) OBP: 0.362, SLG: 0.625 56 Todd Coffey, R (9, 1)	B B F B F S 3-3 K ②		B B B C B 4-1 1B BB	C X 0-1 G3-6-1 1-2f ② ③		F B X 1-1 2B	F F T 0-2 K ②		C X 0-1 1B	4 0 1 0	0 0 0 0	1 0 1 0	0 0 0 0	1 0 0 0	2 0 0 0	6 0 0 0
Ken Griffey Jr., L (1, 8) OBP: 0.324, SLG: 0.450	B F B C B F F S 3-3 K ③		B B C X 2-1 BB 1-3 1B		B B C T F X 2-2 F8 ①	B X 1-0 F8 ②	C B B C C X 2-2 1-3 2-H 3-H 1B		B C S B S 2-3 K ③	6	0	2	2	0	2	2
Austin Kearns, R (1, 9) OBP: 0.362, SLG: 0.529		C F B S 1-3 K ①	C B F B B B 4-2 1-2 BB		C F F B B B X 3-2 HR	S X 0-1 G6-3 ③	C B B F B X 3-2 G5-3 ③			4	1	1	1	1	1	3
Scott Hatteberg, L (1, 3) OBP: 0.405, SLG: 0.433		B C F B X 2-2 HR 1B	B S B B X 2-1 G6-3 ③		B B C B X 3-1 F8 ②		B C B X 2-1 12 2B 2B	C B X 1-1 G4-1 ①		5	2	2	0	0	0	3
12 Edwin Encarnación, R (1, 5) OBP: 0.370, SLG: 0.500		C X 0-1 P6 ②		X 0-0 F8 ①	C F H 1-2 6 1B HBP 1B		S B 2 C X SAFE 1-2 F8 6 1B 2-H 2B	C C F B S 1-3 K ②		4	2	1	1	0	1	1
Jason LaRue, R (1, 2) OBP: 0.339, SLG: 0.426		B B X 2-0 1-H HR		C X 0-1 BB 6 1B 1B 1B	B X 1-0 1-2 6 1B 1B		B B F F F B X 3-2 F8 ① 2-3	T B B B X 3-1 1B		5	2	4	2	0	0	1
6 Ryan Freel, R (1, 4) OBP: 0.379, SLG: 0.300 (7, 7)		X 0-0 B5-3 ③		B X 1-0 1B BB 1-2 1B	B B X 2-0 1-2 2-H 1B		F C F B B X 1-2 BB BB 1B 3-H 1B	F C X 0-2 F8 ③		5	1	3	2	0	0	1
Dave Williams, L (1, 1) OBP: 0.154, SLG: 0.083 Ray Olmedo, S (4, PH) OBP: 0.400, SLG: 0.333 54 Elizardo Ramirez, S (4, 1) OBP: 0.143, SLG: 0.143 Quinton McCracken, S (5, PH) OBP: 0.270, SLG: 0.303 31 Matt Belisle, R (5, 1) Javier Valentin, S (7, PH) OBP: 0.309, SLG: 0.339 4 Brandon Phillips, R (7, 4) OBP: 0.312, SLG: 0.414			B C C S 1-3 K2-3 ①	B B B C F B 4-2 1B 1-2 2-3 BB	C C B D S 2-3 K ③		1 SAFE 1 SAFE B 1 SAFE F C B B F 4-2 B BB 1B 1-2 BB		C F B X 1-2 G6-3 ①	1 0 0 1 0 0 1	0 0 0 0 0 1 0	0 0 0 0 0 2 0	0 1 0 0 0 0 0	1 0 0 0 0 0 0	0 0 0 0 0 1 0	0 0 0 2 0 0 0

	AB	42
	R	9
	H	16
	RBI	9
	BB	5
	SO	9
	LOB	19

Inning Stats	1	2	3	4	5	6	7	8	9
	R: 0 E: 0 K: 2 S: 10	H: 0 LOB: 0 BB: 0 P: 17	R: 2 E: 0 K: 1 S: 10	H: 2 LOB: 0 BB: 0 P: 15	R: 0 E: 0 K: 2 S: 14	H: 1 LOB: 3 BB: 2 P: 28	R: 1 E: 0 K: 0 S: 10	H: 3 LOB: 2 BB: 1 P: 15	R: 2 E: 0 K: 1 S: 18	H: 3 LOB: 2 BB: 0 P: 32
	R: 0 E: 0 K: 0 S: 8	H: 1 LOB: 1 BB: 0 P: 10	R: 4 E: 0 K: 1 S: 29	H: 4 LOB: 2 BB: 2 P: 49	R: 0 E: 0 K: 1 S: 12	H: 1 LOB: 1 BB: 0 P: 17	R: 0 E: 0 K: 1 S: 12	H: 1 LOB: 1 BB: 0 P: 17	1B: 11 2B: 3 3B: 0 HR: 2	SF: 0 SAC: 0 DP: 1 HBP: 1

WP: 0 PA: 48
PB: 0
SB: 0
CS: 0

PITCHER		IP	WLS	BF	H	R	ER	SO	BB	IBB	HBP	BLK	WP	HR	S	P	ERA	WHIP
Victor Santos, R ERA: 5.69	(1, 1)	5.0		27	9	5	5	6	3	0	1	0	0	2	62	107	9.00	2.400
34 John Grabow, L ERA: 5.4	(6, 1)	0.2	H	3	1	0	0	0	0	0	0	0	0	0	6	8	0.00	1.500
55 Matt Capps, R ERA: 4.71	(6, 1)	0.2	L	5	3	3	3	0	0	0	0	0	0	0	15	22	40.50	4.500
Damaso Marte, L ERA: 2.92	(7, 1)	0.1		4	1	1	1	1	2	0	0	0	0	0	13	23	27.00	9.000
16 Salomon Torres, R ERA: 4.78	(7, 1)	1.1		5	1	0	0	1	0	0	0	0	0	0	15	23	0.00	0.750

PITCHER		IP	WLS	BF	H	R	ER	SO	BB	IBB	HBP	BLK	WP	HR	S	P	ERA	WHIP
Roberto Hernandez, R ERA: 2.08	(9, 1)	1.0		4	1	0	0	1	0	0	0	0	0	0	12	17	0.00	1.000

Batter	1	2	3	4	5	6	7	8	9	AB	R	H	RBI	BB	SO	LOB
José Bautista, R (1, 8) OBP: 0.455, SLG: 0.531	HBP F9		BB			L9		SF8 3-H		2	1	0	1	1	0	2
2 Jack Wilson, R (1, 6) OBP: 0.354, SLG: 0.479	1B FC6-4		G1-3			B3		G4-3		5	1	1	0	0	0	4
12 Freddy Sanchez, R (1, 5) OBP: 0.379, SLG: 0.542 13 Nate McLouth, L (9, PR) OBP: 0.309, SLG: 0.333	HR 1-2 2-3 1B	G3 1B		P3		G1-3			G4-3 2B	5 0	1 0	3 0	0 0	0 0	0 0	0 0
Jason Bay, R (1, 7) OBP: 0.422, SLG: 0.475	HR 1-H 2-H 3-H	L9		G6-3			1B		G4-3 2-3	5	1	2	4	0	0	2
Jeromy Burnitz, L (1, 9) OBP: 0.247, SLG: 0.372	BB 26 2B E	G3 1-2		HR			F8		G3	4	2	1	1	1	0	4
26 Ronny Paulino, R (1, 2) OBP: 0.341, SLG: 0.388	2B 1-3 1B	L7		F9			P3		G4-3	5	1	1	0	0	0	4
José Hernández, R (1, 3) OBP: 0.204, SLG: 0.217	E2 F9 1B 3-H		G5-3		G6-3		K			4	0	0	1	0	1	2
Jose Castillo, R (1, 4) OBP: 0.338, SLG: 0.361	1B 2 FC6-4 1-2 2-H		2B		G6-3			2B 41 G4-3 SF8		4	1	3	1	0	0	0
Victor Santos, R (1, 1) OBP: 0.133, SLG: 0.133 Mike Edwards, R (5, PH) OBP: 0.250, SLG: 0.250 34 John Grabow, L (6, 1) 55 Matt Capps, R (6, 1) Damaso Marte, L (7, 1) 16 Salomon Torres, R (7, 1) 41 Ryan Doumit, S (8, PH) OBP: 0.313, SLG: 0.556 Roberto Hernandez, R (9, 1)	K	L9			G5-3			G4-3 2-3		2 1 0 0 0 0 0 1 0	0 0 0 0 0 0 0 0 0	0 0 0 0 0 0 0 0 0	0 0 0 0 0 0 0 0 0	0 0 0 0 0 0 0 0 0	1 0 0 0 0 0 0 0 0	3 0 0 0 0 0 0 1 0
Inning Stats	R: 6 E: 1 K: 1 S: 21 H: 5 LOB: 2 BB: 1 P: 34	R: 0 E: 0 K: 0 S: 9 H: 1 LOB: 1 BB: 0 P: 9	R: 0 E: 0 K: 0 S: 10 H: 1 LOB: 2 BB: 1 P: 16	R: 1 E: 0 K: 0 S: 7 H: 1 LOB: 0 BB: 0 P: 9	R: 0 E: 0 K: 0 S: 7 H: 0 LOB: 0 BB: 0 P: 10	R: 0 E: 0 K: 0 S: 6 H: 0 LOB: 0 BB: 0 P: 10	R: 0 E: 0 K: 1 S: 8 H: 1 LOB: 1 BB: 0 P: 15	R: 1 E: 0 K: 0 S: 10 H: 1 LOB: 0 BB: 0 P: 11	R: 0 E: 0 K: 0 S: 5 H: 1 LOB: 2 BB: 0 P: 7	1B: 5 2B: 4 3B: 0 HR: 2	SF: 1 SAC: 0 DP: 0 HBP: 1					

BOTTOM

Cincinnati Reds @ Pittsburgh Pirates

PNC Park, Pittsburgh, PA

Thu May 18 2006, 12:35 PM EDT
Att. 18,502 - Partly Cloudy - 61 F

livebaseballscorecards.com

AB	38
R	8
H	11
RBI	8
BB	2
SO	2
LOB	22

PITCHER		IP	WLS	BF	H	R	ER	SO	BB	IBB	HBP	BLK	WP	HR	S	P	ERA	WHIP
Dave Williams, L ERA: 7.2	(1, 1)	3.0		20	7	6	6	1	2	0	1	0	0	1	40	59	18.00	3.000
54 Elizardo Ramirez, R ERA: 3.38	(4, 1)	1.0		4	1	1	1	0	0	0	0	0	0	0	7	9	9.00	1.000
31 Matt Belisle, R ERA: 3.63	(5, 1)	2.0	W	6	0	0	0	0	0	0	0	0	0	0	13	20	0.00	0.000
25 David Weathers, R ERA: 3.54	(7, 1)	2.0	H	8	2	1	1	1	0	0	0	0	0	0	18	26	4.50	1.000
56 Todd Coffey, R ERA: 0.73	(9, 1)	1.0	S	4	1	0	0	0	0	0	0	0	0	0	5	7	0.00	1.000

PITCHER	IP	WLS	BF	H	R	ER	SO	BB	IBB	HBP	BLK	WP	HR	S	P	ERA	WHIP

WP: 0 PA: 42
PB: 0
SB: 0
CS: 0

Cincinnati Reds @ Detroit Tigers

Comerica Park, Detroit, MI

Fri May 19 2006, 7:05 PM EDT

Att. 26,933 - Cloudy - 55 F

livebaseballscorecards.com

Batter	1	2	3	4	5	6	7	8	9	AB	R	H	RBI	BB	SO	LOB
Felipe Lopez, S (1, 6) OBP: 0.379, SLG: 0.440	FC6-4 1B		2B	G6-3	K		G5-3			5	0	2	0	0	1	2
Adam Dunn, L (1, 7) OBP: 0.382, SLG: 0.555	FC6-4 G6-3 1-2f		K	HR		1B 2B		F9		5	1	2	1	0	1	2
Ken Griffey Jr., L (1, 8) OBP: 0.315, SLG: 0.431	G6-3 1-2f		K	G3		2-3 1B		F7		5	0	1	0	0	1	2
Rich Aurilia, R (1, 5) OBP: 0.344, SLG: 0.573		HR	G5-3	HBP		P4		F9		4	1	1	1	0	0	3
Scott Hatteberg, L (1, 3) OBP: 0.405, SLG: 0.426		2B SF8 BB		BB HBP BB 1B; F7		L8			P6	4	2	1	0	1	0	3
Austin Kearns, R (1, 9) OBP: 0.369, SLG: 0.532		1-3 2B		HBP 4 E BB 1-2	2B 4 SF8 BB	K			G6-3	3	2	1	0	2	1	2
Javier Valentin, S (1, 10) OBP: 0.315, SLG: 0.328		SF8 3-H		HBP 4 E BB 1-2 2-3	P5		4 F8 WP BB		F7	2	1	0	1	2	0	1
Jason LaRue, R (1, 2) OBP: 0.348, SLG: 0.439		K		4 E HBP 1-2 2-3 3-H	4 SF8 2B 1-3		K 1-2			3	1	1	1	0	2	2
4 Brandon Phillips, R (1, 4) OBP: 0.310, SLG: 0.429		G5-3		E6 1-H 2-H 3-H	SF8 2-3 3-H		F8 2-3			3	1	1	4	0	0	2

	AB	34
	R	9
	H	10
	RBI	8
	BB	5
	SO	6
	LOB	19

Inning Stats	1	2	3	4	5	6	7	8	9
	R: 0 E: 0 K: 0 S: 7	H: 1 LOB: 0 BB: 0 P: 10	R: 2 E: 0 K: 1 S: 14	H: 2 LOB: 1 BB: 1 P: 26	R: 0 E: 0 K: 2 S: 10	H: 1 LOB: 1 BB: 0 P: 14	R: 6 E: 1 K: 0 S: 14	H: 3 LOB: 1 BB: 2 P: 29	R: 1 E: 0 K: 1 S: 17	H: 1 LOB: 1 BB: 1 P: 26	R: 0 E: 0 K: 1 S: 12	H: 2 LOB: 2 BB: 0 P: 18	R: 0 E: 0 K: 1 S: 7	H: 0 LOB: 1 BB: 1 P: 18	R: 0 E: 0 K: 0 S: 8	H: 0 LOB: 0 BB: 0 P: 12	R: 0 E: 0 K: 0 S: 4	H: 0 LOB: 0 BB: 0 P: 6

	1B: 3	SF: 2	WP: 1	PA: 43
	2B: 4	SAC: 0	PB: 0	
	3B: 1	DP: 1	SB: 0	
	HR: 2	HBP: 2	CS: 0	

PITCHER		IP	WLS	BF	H	R	ER	SO	BB	IBB	HBP	BLK	WP	HR	S	P	ERA	WHIP
38 Jeremy Bonderman, R (1, 1) ERA: 4.66	(1, 1)	3.0	L	18	6	7	7	3	3	0	1	0	0	1	37	66	21.00	3.000
43 Roman Colon, R (4, 1) ERA: 3.86	(4, 1)	3.2		18	4	2	2	3	2	0	1	0	1	1	41	70	4.91	1.636
Bobby Seay, L (7, 1) ERA: 2.89	(7, 1)	1.1		4	0	0	0	0	0	0	0	0	0	0	11	17	0.00	0.000
Jamie Walker, L (9, 1) ERA: 0.93	(9, 1)	1.0		3	0	0	0	0	0	0	0	0	0	0	4	6	0.00	0.000

PITCHER	IP	WLS	BF	H	R	ER	SO	BB	IBB	HBP	BLK	WP	HR	S	P	ERA	WHIP

Cincinnati Reds @ Detroit Tigers

Comerica Park, Detroit, MI

Fri May 19 2006, 7:05 PM EDT

Att. 26,933 - Cloudy - 55 F

BOTTOM

Batter	1	2	3	4	5	6	7	8	9	AB	R	H	RBI	BB	SO	LOB
28 Curtis Granderson, L (1, 8) OBP: 0.351, SLG: 0.427	C B S S 1-3 ① K		X 0-0 ③ F7		F C X 0-2 ① G4-3		C B B F F B F X 3-2 ② G3-1		C B B C F X 2-2 ① G4-3	5	0	0	0	0	1	1
14 Placido Polanco, R (1, 4) OBP: 0.315, SLG: 0.338	C B X 1-1 ② F8			C X 0-1 30 1B 1B	C X 0-1 30 FC5-4 1B		C B B X 2-1 30 1B 1B		C X 0-1 ② L4	5	1	3	0	0	0	0
Ivan Rodriguez, R (1, 2) OBP: 0.344, SLG: 0.416	X 0-0 ③ L9			C X 0-1 9 G4-3 30 1B 31 2B 1-2 1B	S X 0-1 ② F7		C X 0-1 30 1B 1-2 1B		C F F F X 0-2 ③ G5-3	5	1	2	0	0	0	1
30 Magglio Ordonez, R (1, 9) OBP: 0.348, SLG: 0.563		B B C X 2-1 ① F7		B C F X 1-2 9 G4-3 1-2 2-H 1B	C F X 0-2 ③ FC5-4 1-2f		X 0-0 1-2 2-3 1B			4	0	2	1	0	0	1
9 Carlos Guillen, S (1, 6) OBP: 0.401, SLG: 0.535		C X 0-1 ② L5		B X 1-0 ① ② G4-3 1-2f 2-3		C S B B F F F F F 2-3 S ① K	S S D X 1-2 ③ G3-1			4	0	0	0	0	1	5
31 Chris Shelton, R (1, 3) OBP: 0.366, SLG: 0.634		C B C B B S 3-3 ③ K		F F B F X 1-2 1B 3-H 2B		C X 0-1 ② G6-3		B X 1-0 FC6-4 1B		4	1	2	1	0	1	0
33 Marcus Thames, R (1, 10) OBP: 0.381, SLG: 0.655			B X 1-0 1B	F B B C D B 4-2 1B BB		F X 0-1 HR		F B S B S 2-3 ① K		3	1	2	1	1	1	1
Craig Monroe, R (1, 7) OBP: 0.269, SLG: 0.460			F X 0-1 ① F9	X 0-0 15 FC5-4 1-2 2-H 1B		B X 1-0 ③ P4		X 0-0 ② FC6-4 1-2f		4	0	1	1	0	0	2
15 Brandon Inge, R (1, 5) OBP: 0.307, SLG: 0.516			1 SAFE B F B S C 2-3 ② K	F F B D F X 2-2 ③ FC5-4 1-2f			X 0-0 ① P5	C B C C X 1-2 ③ P3		4	0	0	0	0	1	4
Inning Stats	R: 0 E: 0 K: 1 S: 6 H: 0 LOB: 0 BB: 0 P: 8	R: 0 E: 0 K: 1 S: 7 H: 0 LOB: 0 BB: 0 P: 12	R: 0 E: 0 K: 1 S: 7 H: 1 LOB: 1 BB: 0 P: 10	R: 3 E: 0 K: 0 S: 19 H: 5 LOB: 2 BB: 1 P: 28	R: 0 E: 0 K: 0 S: 10 H: 1 LOB: 1 BB: 0 P: 10	R: 1 E: 0 K: 1 S: 13 H: 1 LOB: 0 BB: 0 P: 16	R: 0 E: 0 K: 0 S: 14 H: 3 LOB: 3 BB: 0 P: 20	R: 0 E: 0 K: 1 S: 8 H: 1 LOB: 1 BB: 0 P: 12	R: 0 E: 0 K: 0 S: 11 H: 0 LOB: 0 BB: 0 P: 13	1B: 10 2B: 1 3B: 0 HR: 1	SF: 0 SAC: 0 DP: 1 HBP: 0						

livebaseballscorecards.com

AB	38
R	4
H	12
RBI	4
BB	1
SO	5
LOB	15

WP: 0 PB: 0 SB: 0 CS: 0 PA: 39

PITCHER	IP	WLS	BF	H	R	ER	SO	BB	IBB	HBP	BLK	WP	HR	S	P	ERA	WHIP
Brandon Claussen, L (1, 1) ERA: 4.99	7.0	W	32	11	4	4	4	1	0	0	0	0	1	76	104	5.14	1.714
56 Todd Coffey, R (8, 1) ERA: 0.7	1.0		4	1	0	0	1	0	0	0	0	0	0	8	12	0.00	1.000
Chris Hammond, L (9, 1) ERA: 7.71	1.0		3	0	0	0	0	0	0	0	0	0	0	11	13	0.00	0.000

PITCHER	IP	WLS	BF	H	R	ER	SO	BB	IBB	HBP	BLK	WP	HR	S	P	ERA	WHIP

Batter	1	2	3	4	5	6	7	8	9	10	AB	R	H	RBI	BB	SO	LOB
6 Ryan Freel, R (1, 7) OBP: 0.373, SLG: 0.296	F7		L5		F9		K		1B		5	0	1	0	0	1	3
Felipe Lopez, S (1, 6) OBP: 0.380, SLG: 0.436	G6-3		1B			K	HR BB		F8		4	1	1	0	1	1	1
Ken Griffey Jr., L (1, 8) OBP: 0.308, SLG: 0.457	F8		L8			G3	HR		K		5	1	1	4	0	1	2
Rich Aurilia, R (1, 3) OBP: 0.337, SLG: 0.547		F8		G5-3		E5	BB			K	4	0	0	0	1	1	0
Austin Kearns, R (1, 9) OBP: 0.359, SLG: 0.515		K		F7		K	K			P3	5	0	0	0	0	3	2
Adam Dunn, L (1, 10) OBP: 0.382, SLG: 0.567		BB		P4			HR	G4-3		G4-3	4	1	1	1	1	0	0
12 Edwin Encarnación, R (1, 5) OBP: 0.361, SLG: 0.486		K			G6-3		G1-6-3	F7			4	0	0	0	0	1	1
4 Brandon Phillips, R (1, 4) OBP: 0.323, SLG: 0.463			HR		1B		BB 1B HR	G5-3			4	2	3	1	0	0	0
26 David Ross, R (1, 2) OBP: 0.367, SLG: 0.619			K		1B		BB HR 1B		P4		2	0	1	0	0	1	0
Javier Valentin, S (7, PH) OBP: 0.320, SLG: 0.333 (7, 2)											2	1	1	0	0	0	0
Inning Stats	R: 0 E: 0 K: 0 S: 4 H: 0 LOB: 0 BB: 0 P: 6	R: 0 E: 0 K: 2 S: 9 H: 0 LOB: 1 BB: 1 P: 18	R: 1 E: 0 K: 1 S: 8 H: 2 LOB: 1 BB: 0 P: 14	R: 0 E: 0 K: 0 S: 5 H: 0 LOB: 0 BB: 0 P: 9	R: 0 E: 0 K: 0 S: 10 H: 2 LOB: 1 BB: 0 P: 18	R: 0 E: 1 K: 2 S: 10 H: 0 LOB: 1 BB: 0 P: 17	R: 5 E: 0 K: 2 S: 23 H: 4 LOB: 1 BB: 2 P: 39	R: 0 E: 0 K: 0 S: 6 H: 0 LOB: 0 BB: 0 P: 8	R: 0 E: 0 K: 1 S: 13 H: 1 LOB: 1 BB: 0 P: 19	R: 0 E: 0 K: 1 S: 10 H: 0 LOB: 0 BB: 0 P: 14	1B: 6 2B: 0 3B: 0 HR: 3 SF: 0 SAC: 0 DP: 0 HBP: 0						

PITCHER	IP	WLS	BF	H	R	ER	SO	BB	IBB	HBP	BLK	WP	HR	S	P	ERA	WHIP
Mike Maroth, L (1, 1) ERA: 2.45	6.1		26	6	3	3	5	1	0	0	0	0	2	52	91	4.26	1.105
54 Joel Zumaya, R (7, 1) ERA: 3.79	0.2	B	6	2	3	3	2	2	0	0	0	0	1	17	30	40.50	6.000
Jason Grilli, R (8, 1) ERA: 4.6	1.0		3	0	0	0	0	0	0	0	0	0	0	6	8	0.00	0.000
Jamie Walker, L (9, 1) ERA: 0.84	1.0		4	1	0	0	1	0	0	0	0	0	0	13	19	0.00	1.000
56 Fernando Rodney, R (10, 1) ERA: 1.42	1.0	W	3	0	0	0	1	0	0	0	0	0	0	10	14	0.00	0.000

PITCHER	IP	WLS	BF	H	R	ER	SO	BB	IBB	HBP	BLK	WP	HR	S	P	ERA	WHIP

TOP

Cincinnati Reds @ Detroit Tigers

Comerica Park, Detroit, MI

Sat May 20 2006, 7:05 PM EDT

Att. 43,128 - Clear - 63 F

livebaseballscorecards.com

AB	39
R	6
H	9
RBI	6
BB	3
SO	9
LOB	9

WP: 0 PB: 0 SB: 1 CS: 0 PA: 42

Batter	1	2	3	4	5	6	7	8	9	10	AB	R	H	RBI	BB	SO	LOB
14 Placido Polanco, R (1, 4) OBP: 0.311, SLG: 0.340	C B C B X 2-2 ① F9	B X 1-0 ③ 2B	B X 1-0 ③ F9			C X 0-1 ② F9			B B C B C X 3-2 ② F8		5	0	1	0	0	0	3
33 Marcus Thames, R (1, 7) OBP: 0.379, SLG: 0.655 28 Curtis Granderson, L (6, 8) OBP: 0.352, SLG: 0.447	B F X 1-1 G4-3 30 1B 2B	X 0-0 ③ F8		S B B F F B C 3-3 ① K		C B C F B F S 2-3 ③ K			B B C X 2-1 HR		3 2	1 1	1 1	0 1	0 0	1 1	1 0
Ivan Rodriguez, R (1, 2) OBP: 0.340, SLG: 0.416	C X 0-1 ② G4-3 2-3	X 0-0 9 1B 31 1B 2B	C X 0-1 ② G6-3				B B F C X 2-2 ① G5-3		F F X 0-2 ③ G4-3		5	1	1	0	0	0	1
30 Magglio Ordonez, R (1, 9) OBP: 0.361, SLG: 0.587	X 0-0 9 BB 31 1B 1B 3-H	B B B B 4-0 31 1B 9 1B FC5-2 BB	B S C F X 1-2 HR				X 0-0 9 G6-4-3 1B			C F B C 1-3 ① K	4	2	3	2	1	1	0
9 Carlos Guillen, S (1, 6) OBP: 0.407, SLG: 0.531	B B B B C B 4-1 31 1B BB 1-2	B X 1-0 FC5-2 31 1B 1B 1B 1-2 2-3	C F B F B X 2-2 ③ L4				B X 1-0 ② ③ G6-4-3 1-2f			H 1-0 FC4-6 31 S E HBP	3	2	1	0	1	0	1
31 Chris Shelton, R (1, 3) OBP: 0.380, SLG: 0.638	B B C X 2-1 1B 1-2 2-H	C X 0-1 1B FC5-2 1B 1-2 2-3 3-H		C C B B X 2-2 CS 1B			F B S F F S 1-3 ① K			B B B C S B 4-2 FC4-6 BB 1-2	4	0	3	2	1	1	0
Dmitri Young, S (1, 10) OBP: 0.233, SLG: 0.232	F B F F F D F B F 3-2 ③ F7	X 0-0 ① FC5-2 1B 1-2 2-3 3-Hf		B B B S C F B 4-2 ① G6-4-3 1-2 BB			B B F F F X 2-2 ② G4-3			F B S X 1-2 ② FC4-6 E 1-2f 2-3	4	0	0	0	1	0	7
Craig Monroe, R (1, 8) OBP: 0.267, SLG: 0.452 (6, 7)	B B X 2-0 ① L7	X 0-0 1-2 2-3 3-H 1B		T C X 0-2 ② ③ G6-4-3 1-2f			F C S 0-3 ③ K			X 0-0 E6 1-2 3-H	5	0	1	1	0	1	2
15 Brandon Inge, R (1, 5) OBP: 0.299, SLG: 0.500	C B B X 2-1 ② G5-3	C F C 0-3 ② K				C B C B F X 2-2 ① G6-3			S S B B S 2-3 ① K		4	0	0	0	0	2	3
Inning Stats	R: 2 E: 0 K: 0 S: 18 H: 3 LOB: 2 BB: 1 P: 30	R: 0 E: 0 K: 0 S: 5 H: 1 LOB: 1 BB: 0 P: 10	R: 2 E: 0 K: 1 S: 10 H: 4 LOB: 3 BB: 1 P: 16	R: 1 E: 0 K: 1 S: 14 H: 1 LOB: 0 BB: 0 P: 20	R: 0 E: 0 K: 0 S: 9 H: 1 LOB: 0 BB: 1 P: 15	R: 0 E: 0 K: 1 S: 11 H: 0 LOB: 0 BB: 0 P: 15	R: 0 E: 0 K: 0 S: 5 H: 1 LOB: 0 BB: 0 P: 8	R: 0 E: 0 K: 2 S: 12 H: 0 LOB: 0 BB: 0 P: 15	R: 1 E: 0 K: 1 S: 11 H: 1 LOB: 0 BB: 0 P: 18	R: 1 E: 1 K: 1 S: 9 H: 0 LOB: 2 BB: 1 P: 16	1B: 7 2B: 3 3B: 0 HR: 2	SF: 0 SAC: 0 DP: 2 HBP: 1					

PITCHER		IP	WLS	BF	H	R	ER	SO	BB	IBB	HBP	BLK	WP	HR	S	P	ERA	WHIP
22 Eric Milton, L ERA: 7.04	(1, 1)	5.0		26	10	5	5	2	3	0	0	0	0	1	56	91	9.00	2.600
Rick White, R	(6, 1)	1.1		5	1	0	0	1	0	0	0	0	0	0	15	21	0.00	0.750
Chris Hammond, L ERA: 6.75	(7, 1)	1.2	H	4	0	0	0	2	0	0	0	0	0	0	13	17	0.00	0.000
25 David Weathers, R ERA: 3.68	(9, 1)	1.2	L	9	1	2	1	2	1	0	1	0	0	1	20	34	5.40	1.200

PITCHER	IP	WLS	BF	H	R	ER	SO	BB	IBB	HBP	BLK	WP	HR	S	P	ERA	WHIP

BOTTOM

Cincinnati Reds @ Detroit Tigers

Comerica Park, Detroit, MI

Sat May 20 2006, 7:05 PM EDT
Att. 43,128 - Clear - 63 F

livebaseballscorecards.com

AB	39
R	7
H	12
RBI	6
BB	4
SO	7
LOB	18

WP: 0 PA: 44
PB: 0
SB: 1
CS: 1

Cincinnati Reds @ Detroit Tigers

Comerica Park, Detroit, MI

Sun May 21 2006, 1:05 PM EDT

Att. 31,515 - Sunny - 53 F

livebaseballscorecards.com

Batter	1	2	3	4	5	6	7	8	9	AB	R	H	RBI	BB	SO	LOB
6 Ryan Freel, R (1, 8) OBP: 0.370, SLG: 0.289	C B B S X 2-2 ① F7			B B C B B B 4-1 2B BB	B C 1 SAFE F X 1-2 ③ P4		C F B X 1-2 ③ G5-3 1-2			3	0	0	0	1	0	3
Felipe Lopez, S (1, 6) OBP: 0.382, SLG: 0.431	C B F B S 2-3 ② K2-3			S 1 SAFE 1 SAFE 1 SAFE 1 SAFE B S C 1-3 ① K		B B B B 4-0 F8 BB		C B B B B 4-1 CS BB		2	0	0	0	2	2	1
Ken Griffey Jr., L (1, 10) OBP: 0.305, SLG: 0.459	C C F S 0-3 ③ K			X 0-0 1-3 2B		T C B X 1-2 ① F8 1-2		D B F F 1 SAFE B X 3-2 ① F9		4	0	1	0	0	1	2
Rich Aurilia, R (1, 3) OBP: 0.323, SLG: 0.522		B S B B S S 3-3 ① K		C F B X 1-2 ② L5		X 0-0 ② F9		B D F F B F X 3-2 ②③ G5-3 1-2		4	0	0	0	0	1	4
Austin Kearns, R (1, 9) OBP: 0.362, SLG: 0.509		B B B B C C F C 3-3 ② K		B B B B 4-0 BB		B X 1-0 ③ F8			C F B B H 3-2 12 G6-3 SH1-3 HBP	2	0	0	0	1	1	1
Adam Dunn, L (1, 7) OBP: 0.381, SLG: 0.562		X 0-0 ③ G3-1		F B F D B S 3-3 ③ K			X 0-0 12 2B 4 FC5-2 1B		X 0-0 ① SH1-3 1-2	3	0	1	0	0	1	3
12 Edwin Encarnación, R (1, 5) OBP: 0.359, SLG: 0.486			F B B B X 3-1 ① G5-3		C X 0-1 ① G6-3		B 1 SAFE D X 2-0 4 FC5-2 1-3 2B		D F X 1-1 ② G6-3 2-3	4	0	1	0	0	0	1
Jason LaRue, R (1, 2) OBP: 0.333, SLG: 0.417 Javier Valentin, S (9, PH) OBP: 0.316, SLG: 0.328			C X 0-1 ② G6-3		B C F B F S 2-3 ② K		B X 1-0 ① G5-3		F X 0-1 ③ F8	3 1	0 0	0 0	0 0	0 0	1 0	2 1
4 Brandon Phillips, R (1, 4) OBP: 0.324, SLG: 0.456			X 0-0 ③ F8		C B S B B B 4-2 BB		B F F F F D X 2-2 ② FC5-2 6 S 2-3 3-H			2	0	0	0	1	0	2

| | | |

Cincinnati Reds @ Detroit Tigers

Comerica Park, Detroit, MI

Sun May 21 2006, 1:05 PM EDT
Att. 31,515 - Sunny - 53 F

livebaseballscorecards.com

BOTTOM

Batter	1	2	3	4	5	6	7	8	9	AB	R	H	RBI	BB	SO	LOB
28 Curtis Granderson, L (1, 8) OBP: 0.350, SLG: 0.449	X 0-0 39 SH1-3 2B		B S F X 1-2 ② G4-3			C B X 1-1 ② G3		B C B F F S 2-3 ① K		4	0	1	0	0	1	2
39 Ramon Santiago, S (1, 4) OBP: 0.212, SLG: 0.273 14 Placido Polanco, R (8, PH) OBP: 0.315, SLG: 0.345 (9, 4)	X 0-0 ① SH1-3 2-3		S S B C 1-3 ③ K			S X 0-1 ③ B4-3		C X 0-1 1-2 3-H 1B		2 1	0 0	0 1	0 1	0 0	1 0	0 0
9 Carlos Guillen, S (1, 6) OBP: 0.398, SLG: 0.517	B X 1-0 ② F8			B B C B X 3-1 ① P5			F C B S 1-3 ① K2-3	B F B B F S 3-3 ② ③ K 2-3		4	0	0	0	0	2	3
30 Magglio Ordonez, R (1, 9) OBP: 0.360, SLG: 0.582	F B B F F X 2-2 ③ F8			X 0-0 ② G1-3			F C F X 0-2 31 1B 1B			3	0	1	0	0	0	1
Dmitri Young, S (1, 10) OBP: 0.222, SLG: 0.220		S C B S 1-3 ① K		B S S S 1-3 ③ K			B F S F F S 1-3 ② K			3	0	0	0	0	3	1
31 Chris Shelton, R (1, 3) OBP: 0.385, SLG: 0.638		B C B F B X 3-2 G6-3 1B	B C C X 1-2 ① F9				F B B F B X 3-2 1-3 1B			3	0	2	0	0	0	0
Craig Monroe, R (1, 7) OBP: 0.262, SLG: 0.443		B S S X 1-2 ② G6-3 1-2	B B F C B X 3-2 ② F8				S T S 0-3 ③ K			3	0	0	0	0	1	3
15 Brandon Inge, R (1, 5) OBP: 0.299, SLG: 0.492		F X 0-1 ③ F7	F X 0-1 ③ F7					C B B B B 4-1 13 SH 14 1B BB		2	1	0	0	1	0	1
13 Vance Wilson, R (1, 2) OBP: 0.333, SLG: 0.471			C X 0-1 ① G6-3			T F F B C 1-3 ① K		L X 0-1 SH 9 CS 14 1B 1-3		2	0	0	0	0	1	0

Inning Stats	R: 0 E: 0 K: 0 S: 7	H: 1 LOB: 1 BB: 0 P: 10		R: 0 E: 0 K: 1 S: 11	H: 1 LOB: 1 BB: 0 P: 16		R: 0 E: 0 K: 1 S: 8	H: 0 LOB: 0 BB: 0 P: 10		R: 0 E: 0 K: 1 S: 6	H: 0 LOB: 0 BB: 0 P: 10		R: 0 E: 0 K: 0 S: 8	H: 0 LOB: 0 BB: 0 P: 12		R: 0 E: 0 K: 1 S: 8	H: 0 LOB: 0 BB: 0 P: 10		R: 0 E: 0 K: 3 S: 18	H: 2 LOB: 2 BB: 0 P: 23		R: 1 E: 1 K: 2 S: 12	H: 1 LOB: 2 BB: 1 P: 21		1B: 4 2B: 2 3B: 0 HR: 0	SF: 0 SAC: 2 DP: 1 HBP: 0		WP: 0 PB: 0 SB: 0 CS: 1	PA: 30

PITCHER	IP	WLS	BF	H	R	ER	SO	BB	IBB	HBP	BLK	WP	HR	S	P	ERA	WHIP
39 Aaron Harang, R (1, 1) ERA: 3.82	8.0	L	30	5	1	1	9	1	0	0	0	0	0	78	112	1.12	0.750

PITCHER	IP	WLS	BF	H	R	ER	SO	BB	IBB	HBP	BLK	WP	HR	S	P	ERA	WHIP

AB	27
R	1
H	5
RBI	1
BB	1
SO	9
LOB	11

Milwaukee Brewers @ Cincinnati Reds

Great American Ball Park, Cincinnati, OH

Mon May 22 2006, 7:10 PM EDT

Att. 16,567 - Clear - 67 F

TOP

livebaseballscorecards.com

Batter	1	2	3	4	5	6	7	8	9	AB	R	H	RBI	BB	SO	LOB
23 Rickie Weeks Jr., R (1, 4) OBP: 0.365, SLG: 0.429	C B C B T 1-2 ① K	B F F B X 2-2 ③ P5			C B C B B S 3-3 ③ K			C B C B B X 2-2 HBP 2B 1B		4	1	1	0	0	2	2
Brady Clark, R (1, 8) (8, 7) OBP: 0.383, SLG: 0.326	B X 1-0 S 1B		C B X 1-1 ① F9			C X 0-1 ① F7		B C F F B H 3-2 2B WP 1-2 HBP		3	1	1	0	0	0	0
Geoff Jenkins, L (1, 9) OBP: 0.333, SLG: 0.460	C F B S 1-3 ② K		S F B X 1-2 ② G6-3			C F B B B X 3-2 ② G4-1		C B F X 1-2 WP 1-3 2-H G4-3 2B		4	1	1	1	0	1	1
52 Jose Capellan, R (8, 1)										0	0	0	0	0	0	0
Carlos Lee, R (1, 7) OBP: 0.358, SLG: 0.588	S F B B X 2-2 ③ P4 1-2		C F B S 1-3 ③ K			B X 1-0 ③ F8		S F B B X 2-2 ② G4-3 2-H 3-H		4	0	0	1	0	1	1
Jeff Cirillo, R (8, 6) OBP: 0.431, SLG: 0.511										0	0	0	0	0	0	0
28 Prince Fielder, L (1, 3) OBP: 0.376, SLG: 0.539		B C S S X 1-2 47 2B 2B		C X 0-1 47 G4-6-3 1B			C B B B C X 3-2 1B	C B B S B F F T 3-2 K ③		4	1	3	0	0	1	0
2 Bill Hall, R (1, 6) (8, 8) OBP: 0.340, SLG: 0.639		C F F S 0-3 ① K		S X 0-1 ① F8			X 0-0 ① F8		C X 0-1 HR	4	1	1	1	0	1	3
47 Corey Koskie, L (1, 5) OBP: 0.360, SLG: 0.536		B X 1-0 2B 2-H 2B		B B X 2-0 ② ③ G4-6-3 1-2f			B B C B C X 3-2 ② P6		B B F F B S 3-3 ① K	4	0	1	1	0	1	2
Chad Moeller, R (1, 2) OBP: 0.333, SLG: 0.429		C X 0-1 2-3 2B			C B X 1-1 ① G5-3		B S B F F F B F F X 3-2 ③ F9		B X 1-0 ② P4	4	0	1	0	0	0	1
31 Dave Bush, R (1, 1) OBP: 0.211, SLG: 0.211	C C B S 1-3 ② K				B S F F F B X 2-2 ② G6-3			B B X 2-0 ① F7	X 0-0 ③ G3-1	1	0	0	0	0	1	2
1 Corey Hart, R (5, PH) OBP: 0.286, SLG: 0.286										1	0	0	0	0	0	0
Chris Demaria, S (5, 1)										0	0	0	0	0	0	0
Justin Lehr, R (6, 1)										0	0	0	0	0	0	0
18 Gabe Gross, L (8, PH) OBP: 0.328, SLG: 0.473										2	0	0	0	0	0	0
(8, 9)																

Inning Stats	1	2	3	4	5	6	7	8	9
	R: 0 E: 0 K: 2 S: 10	R: 1 E: 0 K: 2 S: 16	R: 0 E: 0 K: 1 S: 8	R: 0 E: 0 K: 0 S: 5	R: 0 E: 0 K: 1 S: 9	R: 0 E: 0 K: 0 S: 6	R: 0 E: 0 K: 0 S: 13	R: 3 E: 0 K: 1 S: 20	R: 1 E: 0 K: 1 S: 7
	H: 1 LOB: 1 BB: 0 P: 15	H: 3 LOB: 2 BB: 0 P: 21	H: 0 LOB: 0 BB: 0 P: 11	H: 1 LOB: 0 BB: 0 P: 7	H: 0 LOB: 0 BB: 0 P: 15	H: 0 LOB: 0 BB: 0 P: 10	H: 1 LOB: 1 BB: 0 P: 22	H: 2 LOB: 0 BB: 0 P: 33	H: 1 LOB: 0 BB: 0 P: 11

AB	35
R	5
H	9
RBI	4
BB	0
SO	8
LOB	12

1B: 4	SF: 0
2B: 4	SAC: 0
3B: 0	DP: 1
HR: 1	HBP: 1

WP: 1	PA: 36
PB: 0	
SB: 1	
CS: 0	

PITCHER		IP	WLS	BF	H	R	ER	SO	BB	IBB	HBP	BLK	WP	HR	S	P	ERA	WHIP
61 Bronson Arroyo, R ERA: 2.29	(1, 1)	7.0	W	26	6	1	1	6	0	0	0	0	0	0	67	101	1.29	0.857
Mike Burns, R ERA: 8.71	(8, 1)	1.0		6	2	3	3	1	0	0	1	0	1	0	20	33	27.00	2.000
37 Brian Shackelford, L ERA: 8.31	(9, 1)	1.0		4	1	1	1	1	0	0	0	0	0	1	7	11	9.00	1.000

PITCHER		IP	WLS	BF	H	R	ER	SO	BB	IBB	HBP	BLK	WP	HR	S	P	ERA	WHIP

BOTTOM

Batter	1	2	3	4	5	6	7	8	9	AB	R	H	RBI	BB	SO	LOB
Felipe Lopez, S (1, 6) OBP: 0.386, SLG: 0.427	B C B F B B 4-2 4 1B HR BB	C C X 0-2 ② G4-3		C C T 0-2 ① K		B B B C B 4-1 4 1B HR BB	C B B B F X 3-2 4 1B 1B 1B	B F C C 1-3 ③ K		4	3	1	0	2	2	0
4 Brandon Phillips, R (1, 4) OBP: 0.340, SLG: 0.469	B X 1-0 1-2 HR 1B	C C F B F X 1-2 ③ F8		X 0-0 1B		B B X 2-0 1-2 2-H HR 1B	F S T F F X 0-2 1B 1B 1-2 SF7 1B			5	3	4	1	0	0	0
Ken Griffey Jr., L (1, 8) OBP: 0.302, SLG: 0.487 6 Ryan Freel, R (7, 8) OBP: 0.368, SLG: 0.287	B X 1-0 1-H 2-H HR		C F F F X 0-2 ① F9	D 1 SAFE B D X 3-0 ② F8		C B S S 1-3 ① K	B S S C 1-3 ① K			4 1	1 0	1 0	3 0	0 0	1 1	3 2
Adam Dunn, L (1, 7) OBP: 0.384, SLG: 0.577 Quinton McCracken, S (7, PH) OBP: 0.289, SLG: 0.324 (8, 7)	C S B F B B B 4-2 HR BB		C S B B S 2-3 ② K	B B 1 SAFE C 1 SAFE X 2-1 ③ G4-3		B B S C X 2-2 1-H 2-H HR	B F B X 2-1 1B 1-2 2-H 1B			3 1	2 0	1 1	3 1	1 0	1 0	1 0
Austin Kearns, R (1, 9) OBP: 0.368, SLG: 0.527	B F 1 SAFE B B F X 3-2 1-H HR		B B S T B B 4-2 12 1B 1B 26 2B BB		B F S F B C 2-3 ① K	B F F F B S 2-3 ② K	B X 1-0 1-2 2-3 1B			4	2	2	2	1	2	0
Scott Hatteberg, L (1, 3) OBP: 0.412, SLG: 0.441	C B B S T 2-2 ① K		C 1 SAFE B B 1 S X 2-2 12 1B 26 2B 1-2 1B		C B X 1-1 2B	B C B B F F B 4-2 12 BB 26 2B BB	C D B F X 2-2 ② SF7 3-H			3	2	2	1	1	1	0
12 Edwin Encarnación, R (1, 5) OBP: 0.360, SLG: 0.480	B B F S S 2-3 ② K		S B B X 2-1 26 2B 1-2 2-3 1B		C F B B F X 2-2 ② F7	B C B B B 4-1 26 2B 1-2 BB	F C B B B F F X 3-2 F9			4	1	1	0	1	1	3
26 David Ross, R (1, 2) OBP: 0.370, SLG: 0.638	C C X 0-2 ③ L9		S S F B X 1-2 1-3 2-H 3-H 2B		B S B F S 2-3 ③ K	B X 1-0 1-H 2-H 2B		C B F F B F X 2-2 ① G5-3		5	0	2	4	0	1	1
61 Bronson Arroyo, R (1, 1) OBP: 0.133, SLG: 0.286 Mike Burns, R (8, 1) Javier Valentin, S (8, PH) OBP: 0.312, SLG: 0.324 37 Brian Shackelford, L (9, 1)		C B C C 1-3 ① K	F B B S C 2-3 ③ K			3 B X 1-1 E1 4 1B C B S F 2-3 ③ K		X 0-0 ② F7		4 0 1 0	1 0 0 0	0 0 0 0	0 0 0 0	3 0 0 0	3 0 0 0	3 0 0 0
Inning Stats	R: 5 H: 3 E: 0 LOB: 0 K: 2 BB: 2 S: 19 P: 36	R: 0 H: 0 E: 0 LOB: 0 K: 1 BB: 0 S: 11 P: 13	R: 2 H: 3 E: 0 LOB: 2 K: 2 BB: 1 S: 22 P: 35	R: 0 H: 1 E: 0 LOB: 1 K: 1 BB: 0 S: 7 P: 12	R: 0 H: 1 E: 0 LOB: 1 K: 2 BB: 0 S: 13 P: 20	R: 6 H: 4 E: 1 LOB: 1 K: 3 BB: 3 S: 22 P: 45	R: 2 H: 4 E: 0 LOB: 2 K: 1 BB: 0 S: 22 P: 34	R: 0 H: 0 E: 0 LOB: 0 K: 1 BB: 0 S: 9 P: 12		1B: 9 SF: 1 2B: 3 SAC: 0 3B: 0 DP: 0 HR: 3 HBP: 0						

PITCHER		IP	WLS	BF	H	R	ER	SO	BB	IBB	HBP	BLK	WP	HR	S	P	ERA	WHIP
31 Dave Bush, R ERA: 5.06	(1, 1)	4.0	L	22	7	7	7	6	3	0	0	0	0	2	59	96	15.75	2.500
Chris Demaria, R ERA: 5.93	(5, 1)	1.2		11	3	5	4	4	2	0	0	0	0	1	30	53	21.60	3.000
Justin Lehr, R ERA: 8.62	(6, 1)	1.1		10	5	3	2	2	1	0	0	0	0	0	27	46	13.50	4.500
52 Jose Capellan, R ERA: 4.74	(8, 1)	1.0		3	0	0	0	1	0	0	0	0	0	0	9	12	0.00	0.000

PITCHER	IP	WLS	BF	H	R	ER	SO	BB	IBB	HBP	BLK	WP	HR	S	P	ERA	WHIP

Milwaukee Brewers @ Cincinnati Reds

Great American Ball Park, Cincinnati, OH

Mon May 22 2006, 7:10 PM EDT

Att. 16,567 - Clear - 67 F

livebaseballscorecards.com

AB	39
R	15
H	15
RBI	15
BB	6
SO	13
LOB	13

Milwaukee Brewers @ Cincinnati Reds

Great American Ball Park, Cincinnati, OH

Tue May 23 2006, 7:10 PM EDT
Att. 16,528 - Partly Cloudy - 72 F

TOP

livebaseballscorecards.com

Batter	1	2	3	4	5	6	7	8	9	AB	R	H	RBI	BB	SO	LOB
23 Rickie Weeks Jr., R (1, 4) OBP: 0.380, SLG: 0.447	B B B B 4-0 G3-1 G4-3 BB		C B X 1-1 BB 28 2B	B C B C X 2-2 ③ 2-H 1B			C B S F B X 2-2 1B			3	1	3	0	1	0	0
Brady Clark, R (1, 8) OBP: 0.373, SLG: 0.316	C C B F X 1-2 ① G4-3 1-2		C B C X 1-2 ② G1-3		F C B C 1-3 ① K		X 0-0 ② L8			4	0	0	0	0	1	3
Geoff Jenkins, L (1, 9) OBP: 0.332, SLG: 0.453	C B X 1-1 ② G3-1 2-3		C B B D B 4-1 BB 28 2B BB		F X 0-1 ② F8		S F F S 0-3 ③ K			3	1	0	0	1	1	2
Carlos Lee, R (1, 7) OBP: 0.355, SLG: 0.577	C D X 1-1 ③ P4		B F C D D B 4-2 28 2B 1-2 2-3 BB		B X 1-0 ③ G6-3			X 0-0 ① G6-3		3	1	0	0	1	0	1
28 Prince Fielder, L (1, 3) OBP: 0.378, SLG: 0.544		C B X 1-1 ① G3	X 0-0 1-H 2-H 3-H 2B			B B S X 2-1 ① F9		C B X 1-1 2 G6-3 1B		4	0	2	3	0	0	0
2 Bill Hall, R (1, 6) OBP: 0.331, SLG: 0.620		C B S B F X 2-2 ② F8	B C F B B T 3-2 ③ K			C F B C 1-3 ② K		S X 0-1 ②③ G6-3 1-2f		4	0	0	0	0	2	2
47 Corey Koskie, L (1, 5) OBP: 0.371, SLG: 0.550		C C B B X 2-2 1B		C B C B X 2-2 23 1B 2B		B X 1-0 FC6-4 1B			S F B F X 1-2 ① G4-3	4	0	3	0	0	0	0
Chad Moeller, R (1, 2) OBP: 0.310, SLG: 0.396		X 0-0 ③ F9		X 0-0 ① G6-3		F C F F X 0-2 ③ FC6-4 1-2f			B X 1-0 ② L8	4	0	0	0	0	0	3
Dana Eveland, L (1, 1) 57 Joe Winkelsas, R (5, 1) Jorge De La Rosa, L (6, 1) Jeff Cirillo, R (7, PH) OBP: 0.423, SLG: 0.500 Dan Kolb, R (7, 1) 12 Carlos Villanueva, R (8, 1) 18 Gabe Gross, L (9, PH) OBP: 0.323, SLG: 0.464			C F B B X 2-2 ① G6-3	F F B S 1-3 ② K		B X 1-0 ① F9			B S C S 1-3 ③ K	2 0 0 1 0 0 0 1	0 0 0 0 0 0 0 0	0 0 0 0 0 0 0 0	0 0 0 0 0 0 0 0	1 0 0 0 0 0 0 1	1 0 0 0 0 0 0 0	
Inning Stats	R: 0 E: 0 K: 0 S: 8 H: 0 LOB: 1 BB: 1 P: 15	R: 0 E: 0 K: 0 S: 10 H: 1 LOB: 1 BB: 0 P: 15	R: 3 E: 0 K: 1 S: 15 H: 2 LOB: 1 BB: 2 P: 30	R: 0 E: 0 K: 1 S: 10 H: 2 LOB: 2 BB: 0 P: 15	R: 0 E: 0 K: 1 S: 6 H: 0 LOB: 0 BB: 0 P: 8	R: 0 E: 0 K: 1 S: 11 H: 1 LOB: 1 BB: 0 P: 15	R: 0 E: 0 K: 1 S: 10 H: 1 LOB: 1 BB: 0 P: 13	R: 0 E: 0 K: 0 S: 5 H: 1 LOB: 0 BB: 0 P: 6	R: 0 E: 0 K: 1 S: 8 H: 0 LOB: 0 BB: 0 P: 11	1B: 5 2B: 3 3B: 0 HR: 0 SF: 0 SAC: 0 DP: 1 HBP: 0						

	AB	33
	R	3
	H	8
	RBI	3
	BB	3
	SO	6
	LOB	12

		WP: 0	PA: 36
		PB: 0	
		SB: 0	
		CS: 0	

PITCHER		IP	WLS	BF	H	R	ER	SO	BB	IBB	HBP	BLK	WP	HR	S	P	ERA	WHIP
54 Elizardo Ramirez, R ERA: 3.72	(1, 1)	5.0	W	22	5	3	3	3	3	0	0	0	0	0	49	83	5.40	1.600
Chris Hammond, L ERA: 5.87	(6, 1)	2.0	H	8	2	0	0	2	0	0	0	0	0	0	21	28	0.00	1.000
56 Todd Coffey, R ERA: 0.65	(8, 1)	2.0		6	1	0	0	1	0	0	0	0	0	0	13	17	0.00	0.500

PITCHER		IP	WLS	BF	H	R	ER	SO	BB	IBB	HBP	BLK	WP	HR	S	P	ERA	WHIP

Milwaukee Brewers @ Cincinnati Reds

Great American Ball Park, Cincinnati, OH

Tue May 23 2006, 7:10 PM EDT
Att. 16,528 - Partly Cloudy - 72 F

livebaseballscorecards.com

BOTTOM

Batter	1	2	3	4	5	6	7	8	9	AB	R	H	RBI	BB	SO	LOB
Felipe Lopez, S (1, 6) OBP: 0.386, SLG: 0.432	B B B C F F X 3-2 ① G4-3	B C F S 1-3 ③ K2-3			X 0-0 4 1B HR 1B	B F X 1-1 4 1B SF7 2B		B C F C 1-3 ① K		5	2	2	0	0	2	1
4 Brandon Phillips, R (1, 4) OBP: 0.342, SLG: 0.467	B S B F S 2-3 ② K		C S S X 1-2 ① G6-3		B 1 SAFE C B F X 2-2 1-2 HR 1B	X 0-0 S SF7 SF8 2-3 1B		B F X 1-1 ② F8		5	2	2	0	0	1	0
Ken Griffey Jr., L (1, 8) OBP: 0.319, SLG: 0.549	B C B C X 2-2 1B 2B		F B B C X 2-2 ② G4-3		B X 1-0 1-H 2-H HR	X 0-0 ① SF7 1-2 3-H		B C C B B X 3-2 1B		4	2	3	4	0	0	0
Rich Aurilia, R (1, 3) OBP: 0.327, SLG: 0.516	B X 1-0 BB 2-H 1B		B B B B 4-0 BB		B F B T F X 2-2 ① G6-3	C S D X 2-2 ② SF8 2-H		B S F F S 1-3 ③ K		3	0	1	2	1	1	1
Adam Dunn, L (1, 7) OBP: 0.381, SLG: 0.566	B B B B 4-0 1-2 BB		C 1 SAFE C B C 1-3 ③ K		C B S S 1-3 ② K	C X 0-1 ③ F8				3	0	0	0	1	2	1
Austin Kearns, R (1, 9) OBP: 0.371, SLG: 0.532	C F C 0-3 ③ K			F F B S 1-3 ① K	S S F X 0-2 BB 12 HBP 1B		B S X 1-1 WP SF7 2B			4	1	2	0	0	2	2
12 Edwin Encarnación, R (1, 5) OBP: 0.369, SLG: 0.481		B X 1-0 ① F8		C X 0-1 1B	1 SAFE D H 2-0 1-2 BB HBP		B F B B B 4-1 L6 WP BB			2	0	1	0	1	0	0
Jason LaRue, R (1, 2) OBP: 0.329, SLG: 0.403		C X 0-1 ② G5-3		S F B B B X 2-2 ② P3	B B B B 4-0 1-2 2-3 BB		B C B B X 2-1 ① SF7 1-2 2-H			2	0	0	1	1	0	1
54 Elizardo Ramirez, S (1, 1) OBP: 0.222, SLG: 0.222 Scott Hatteberg, L (5, PH) OBP: 0.409, SLG: 0.438 Chris Hammond, L (6, 1) Javier Valentin, S (7, PH) OBP: 0.308, SLG: 0.319 56 Todd Coffey, R (8, 1)		C X 0-1 1B		D C C S 1-3 ③ K	B B C C X 2-2 ③ G3		X 0-0 ② ③ L6 2-3			2 1 0 1 0	0 0 0 0 0	1 0 0 0 0	0 0 0 0 0	0 0 0 0 0	1 0 0 0 0	1 3 0 1 0
Inning Stats	R: 1 E: 0 K: 2 S: 14 H: 2 LOB: 2 BB: 1 P: 26	R: 0 E: 0 K: 1 S: 8 H: 1 LOB: 1 BB: 0 P: 10	R: 0 E: 0 K: 1 S: 9 H: 0 LOB: 1 BB: 1 P: 17	R: 0 E: 0 K: 2 S: 11 H: 1 LOB: 1 BB: 0 P: 15	R: 3 E: 0 K: 1 S: 19 H: 4 LOB: 3 BB: 1 P: 33	R: 2 E: 0 K: 0 S: 9 H: 2 LOB: 0 BB: 0 P: 12	R: 1 E: 0 K: 0 S: 6 H: 1 LOB: 0 BB: 1 P: 13	R: 0 E: 0 K: 2 S: 12 H: 1 LOB: 1 BB: 0 P: 18		1B: 8 2B: 4 3B: 0 HR: 1	SF: 3 SAC: 0 DP: 1 HBP: 1			WP: 1 PB: 0 SB: 1 CS: 0	PA: 40		

	AB	32
	R	7
	H	12
	RBI	7
	BB	4
	SO	9
	LOB	11

PITCHER		IP	WLS	BF	H	R	ER	SO	BB	IBB	HBP	BLK	WP	HR	S	P	ERA	WHIP
Dana Eveland, L ERA: 8.22	(1, 1)	4.2	L	25	8	4	4	7	2	0	1	0	0	1	58	92	7.71	2.143
57 Joe Winkelsas, R ERA:	(5, 1)	0.1		2	0	0	0	0	1	0	0	0	0	0	3	9	0.00	3.000
Jorge De La Rosa, L ERA: 6.75	(6, 1)	1.0		5	2	2	2	0	0	0	0	0	0	0	9	12	18.00	2.000
Dan Kolb, R ERA: 3.29	(7, 1)	1.0		4	1	1	1	0	1	0	0	0	1	0	6	13	9.00	2.000
12 Carlos Villanueva, R ERA:	(8, 1)	1.0		4	1	0	0	2	0	0	0	0	0	0	12	18	0.00	1.000

PITCHER	IP	WLS	BF	H	R	ER	SO	BB	IBB	HBP	BLK	WP	HR	S	P	ERA	WHIP

Batter	1	2	3	4	5	6	7	8	9	AB	R	H	RBI	BB	SO	LOB
23 Rickie Weeks Jr., R (1, 4) OBP: 0.381, SLG: 0.438	B B B C C F F B 4-2 2B BB	C B X 1-1 P2 ②			B B C X 2-1 G5-3 ①		B C B B B C B 4-2 WP 28 G1-3 1B BB	B C B B B C F X 3-2 G1-3 ③		3	2	0	0	2	0	1
Jeff Cirillo, R (1, 5) OBP: 0.421, SLG: 0.509	1 SAFE C B B B F X 2-2 E 28 SF7 1-H 2B	B B C B X 3-1 G3 ③			C F B F X 1-2 G5-3 ②		C 1 SAFE X 0-1 28 G1-3 WP 1-2 1B		F B X 1-1 P3 ①	5	1	2	1	0	0	1
Geoff Jenkins, L (1, 9) OBP: 0.330, SLG: 0.445 Matt Wise, R (8, 1) 1 Corey Hart, R (9, PH) OBP: 0.250, SLG: 0.250 Derrick Turnbow, R (9, 1)	C S X 0-2 L4 ①	X 0-0 P5 ①			H 1-0 HR HBP		B F C S 1-3 K ①		S F S 0-3 K ②	3 0 1 0	1 0 0 0	0 0 0 0	0 0 0 0	0 0 1 0	1 0 0 0	3 0 0 0
Carlos Lee, R (1, 7) OBP: 0.366, SLG: 0.596	X 0-0 E9 2-3 1B	B B S B B 4-1 28 CS BB			B F B X 2-1 1-H HR		B F F B F B D 4-2 28 G1-3 1-2 2-3 BB		B F X 1-1 G5-3 ③	3	1	2	2	2	0	0
28 Prince Fielder, L (1, 3) OBP: 0.370, SLG: 0.534	B B C B F X 3-2 SF7 ② 3-H	1 SAFE 1 SAFE C C C X 0-2 F8 ② ③ 1-2			B B C F F S 2-3 K ③		D X 1-0 G1-3 ② 1-2 2-3 3-H			3	0	0	2	0	1	3
2 Bill Hall, R (1, 6) OBP: 0.329, SLG: 0.607	B C F C 1-3 K ③			F X 0-1 F9 ①		B C S S 1-3 K ①	B C S B B B 4-2 BB			3	0	0	0	1	2	1
Damian Miller, R (1, 2) OBP: 0.374, SLG: 0.544		X 0-0 1B SH2-4 2B		C B B B F F X 3-2 F9 ②		F F X 0-2 2B	C D F F X 1-2 G4-3 ③			4	1	2	0	0	0	3
Brady Clark, R (1, 8) OBP: 0.382, SLG: 0.329		X 0-0 SH2-4 2-3 1B		C X 0-1 1B		B F X 1-1 F9 ②		X 0-0 18 G1-6-3 1B		4	0	3	0	0	0	1
Doug Davis, R (1, 1) OBP: 0.136, SLG: 0.095 18 Gabe Gross, L (8, PH) OBP: 0.318, SLG: 0.456 (8, 9)		X 0-0 SH2-4 ① 1-2 3-H		B F X 1-1 G4-3 ③		F C S 0-3 K ③		B B X 2-0 G1-6-3 ① ② 1-2f		2 1	0 0	0 0	1 0	0 0	1 0	2 1
Inning Stats	R: 2 H: 2 E: 1 LOB: 1 K: 1 BB: 1 S: 17 P: 27	R: 1 H: 2 E: 0 LOB: 1 K: 0 BB: 0 S: 7 P: 11	R: 0 H: 0 E: 0 LOB: 0 K: 0 BB: 1 S: 5 P: 9	R: 0 H: 1 E: 0 LOB: 1 K: 0 BB: 0 S: 10 P: 14	R: 2 H: 1 E: 0 LOB: 0 K: 1 BB: 0 S: 12 P: 20	R: 0 H: 1 E: 0 LOB: 1 K: 2 BB: 0 S: 11 P: 13	R: 1 H: 1 E: 0 LOB: 3 K: 1 BB: 3 S: 17 P: 32	R: 0 H: 1 E: 0 LOB: 0 K: 0 BB: 0 S: 6 P: 11	R: 0 H: 0 E: 0 LOB: 0 K: 1 BB: 0 S: 7 P: 9	1B: 5 SF: 1 2B: 3 SAC: 1 3B: 0 DP: 1 HR: 1 HBP: 1						WP: 1 PA: 40 PB: 0 SB: 0 CS: 1	

TOP

Milwaukee Brewers @ Cincinnati Reds

Great American Ball Park, Cincinnati, OH

Wed May 24 2006, 7:10 PM EDT
Att. 29,065 - Clear - 78 F

livebaseballscorecards.com

AB	32
R	6
H	9
RBI	6
BB	5
SO	6
LOB	16

PITCHER		IP	WLS	BF	H	R	ER	SO	BB	IBB	HBP	BLK	WP	HR	S	P	ERA	WHIP
Brandon Claussen, L ERA: 5.25	(1, 1)	6.0	L	27	7	5	5	4	2	0	1	0	0	1	62	94	7.50	1.500
31 Matt Belisle, R ERA: 4.08	(7, 1)	0.1		4	1	1	1	1	2	0	0	0	1	0	10	19	27.00	9.000
37 Brian Shackelford, L ERA: 8.0	(7, 1)	0.1		1	0	0	0	0	0	0	0	0	0	0	1	2	0.00	0.000
Rick White, R ERA: 6.41	(7, 1)	1.1		5	1	0	0	0	1	0	0	0	0	0	12	22	0.00	1.500
25 David Weathers, R ERA: 3.52	(9, 1)	1.0		3	0	0	0	1	0	0	0	0	0	0	7	9	0.00	0.000

PITCHER	IP	WLS	BF	H	R	ER	SO	BB	IBB	HBP	BLK	WP	HR	S	P	ERA	WHIP

Milwaukee Brewers @ Cincinnati Reds

Great American Ball Park, Cincinnati, OH

Wed May 24 2006, 7:10 PM EDT

Att. 29,065 - Clear - 78 F

livebaseballscorecards.com

BOTTOM

Batter	1	2	3	4	5	6	7	8	9	AB	R	H	RBI	BB	SO	LOB
4 Brandon Phillips, R (1, 4) OBP: 0.347, SLG: 0.464	G4-3		BB		G1-3		FC6-4, 1B			3	0	1	0	1	0	0
Cody Ross, R (1, 7) OBP: 0.421, SLG: 0.895	G6-3		G3, 1B		K		SAFE, FC6-4			4	0	1	0	0	1	1
Ken Griffey Jr., L (1, 8) OBP: 0.305, SLG: 0.523	P5		G3		G3-1			G4-1		4	0	0	1	0	0	2
Rich Aurilia, R (1, 6) OBP: 0.333, SLG: 0.510 (7, 5)		F8	BB			K		G5-4-3, 1B		3	0	1	0	1	1	0
Austin Kearns, R (1, 9) OBP: 0.368, SLG: 0.542		K	K			HR		G5-4-3		4	1	1	1	0	2	4
25 David Weathers, R (9, 1)										0	0	0	0	0	0	0
Scott Hatteberg, L (1, 3) OBP: 0.411, SLG: 0.435		12 BB, 1B	F9			G6-3			BB	3	0	1	0	1	0	3
12 Edwin Encarnación, R (1, 5) OBP: 0.368, SLG: 0.474		BB	G4-3			G5-3			K	2	0	0	0	1	0	0
Rick White, R (7, 1)										0	0	0	0	0	0	0
Quinton McCracken, S (9, 9) OBP: 0.282, SLG: 0.314										1	0	0	0	0	1	1
Jason LaRue, R (1, 2) OBP: 0.312, SLG: 0.379		G5-3	F8				P5		F7	4	0	0	0	0	0	3
Brandon Claussen, R (1, 1) OBP: 0.067, SLG: 0.067			1B, 4 BB, G3, 1B	F8			L9		G4-3	2	1	1	0	0	0	0
31 Matt Belisle, R (7, 1)										0	0	0	0	0	0	0
37 Brian Shackelford, L (7, 1)										0	0	0	0	0	0	0
Felipe Lopez, S (7, 6) OBP: 0.382, SLG: 0.427										2	0	0	0	0	0	1

Inning Stats	1	2	3	4	5	6	7	8	9
R	0	0	1	0	0	1	0	0	0
E	0	0	0	0	0	0	0	0	0
K	0	1	1	0	1	1	0	0	1
S	5	10	15	5	7	8	8	5	8
H	0	1	2	0	0	1	1	1	0
LOB	0	2	3	0	0	0	1	0	1
BB	0	1	2	0	0	0	0	0	1
P	8	18	28	5	13	13	13	6	15

	1B	SF	WP	PA
	5	0	0	36
	2B	SAC	PB	
	0	0	0	
	3B	DP	SB	
	0	1	0	
	HR	HBP	CS	
	1	0	0	

PITCHER	IP	WLS	BF	H	R	ER	SO	BB	IBB	HBP	BLK	WP	HR	S	P	ERA	WHIP
Doug Davis, L (1, 1)	7.0	W	29	5	2	2	4	3	0	0	0	0	1	58	98	2.57	1.143
ERA: 4.86																	
Matt Wise, R (8, 1)	1.0		3	1	0	0	0	0	0	0	0	0	0	5	6	0.00	1.000
ERA: 2.93																	
Derrick Turnbow, R (9, 1)	1.0		4	0	0	0	1	1	0	0	0	0	0	8	15	0.00	1.000
ERA: 3.15																	

PITCHER	IP	WLS	BF	H	R	ER	SO	BB	IBB	HBP	BLK	WP	HR	S	P	ERA	WHIP

Batter	1	2	3	4	5	6	7	8	9	AB	R	H	RBI	BB	SO	LOB
Craig Counsell, L (1, 6) OBP: 0.366, SLG: 0.380	C B X 1-1 ① F8		B C S X 1-2 ① G4-3			C B X 1-1 ① F9		C X 0-1 E6 22 FC5-4		4	0	0	0	0	0	0
22 Eric Byrnes, R (1, 8) OBP: 0.377, SLG: 0.568	S B C B F S 2-3 ② K		F B X 1-1 ② P6			B X 1-0 ③ 1B		B X 1-0 ③ FC5-4 1-2f		4	0	1	0	0	1	1
Chad Tracy, L (1, 5) OBP: 0.360, SLG: 0.519	B B C S S 2-3 ③ K		C F B S 1-3 ③ K			1 SAFE S C T B S 1-3 ② K			C B S S 1-3 ① K	4	0	0	0	0	4	1
Luis Gonzalez, L (1, 7) OBP: 0.382, SLG: 0.476		C B S X 1-2 1B E 1B		C B S X 1-2 ① P6		X 0-0 ③ F9			C B F B X 2-2 ② G1-3	4	1	1	0	0	0	1
34 Conor Jackson, R (1, 3) OBP: 0.369, SLG: 0.474 Tony Clark, S (9, 3) OBP: 0.310, SLG: 0.390		X 0-0 ① L9		C C C 0-3 ② K			X 0-0 ① G5-3		B B B B 4-0 HR BB	3 0	1 0	0 0	0 0	1 0	1 0	1 0
Shawn Green, L (1, 9) OBP: 0.391, SLG: 0.463		X 0-0 E 1-3 1B		B B S B X 3-1 ③ F7			C B S S 1-3 ② K		B F X 1-1 1-H HR	4	1	2	2	0	1	0
Johnny Estrada, S (1, 2) OBP: 0.338, SLG: 0.500		X 0-0 E5 1-2 3-H			C F F B X 1-2 ① F8		X 0-0 ③ F8		C X 0-1 1B	4	0	1	1	0	0	1
1 Orlando Hudson, S (1, 4) OBP: 0.310, SLG: 0.299		C F X 0-2 ② P2			B X 1-0 ② F9			X 0-0 ① L6	F S B B F B F X 3-2 ③ F7	4	0	0	0	0	0	3
17 Brandon Webb, R (1, 1) OBP: 0.156, SLG: 0.194		S C S 0-3 ③ K			S B C B F S 2-3 ③ K			B B C F S 2-3 ② K		3	0	0	0	0	3	2
Inning Stats	R: 0 H: 0 E: 0 LOB: 0 K: 2 BB: 0 S: 9 P: 14	R: 1 H: 2 E: 1 LOB: 2 K: 1 BB: 0 S: 12 P: 13	R: 0 H: 0 E: 0 LOB: 0 K: 1 BB: 0 S: 8 P: 11	R: 0 H: 0 E: 0 LOB: 0 K: 1 BB: 0 S: 8 P: 12	R: 0 H: 0 E: 0 LOB: 0 K: 1 BB: 0 S: 9 P: 13	R: 0 H: 1 E: 0 LOB: 1 K: 1 BB: 0 S: 8 P: 11	R: 0 H: 0 E: 0 LOB: 0 K: 1 BB: 0 S: 5 P: 6	R: 0 H: 0 E: 1 LOB: 1 K: 1 BB: 0 S: 7 P: 10	R: 2 H: 2 E: 0 LOB: 1 K: 1 BB: 1 S: 15 P: 26	1B: 4 SF: 0 2B: 0 SAC: 0 3B: 0 DP: 0 HR: 1 HBP: 0						

PITCHER		IP	WLS	BF	H	R	ER	SO	BB	IBB	HBP	BLK	WP	HR	S	P	ERA	WHIP
22 Eric Milton, L ERA: 5.52	(1, 1)	8.0	L	29	3	1	1	9	0	0	0	0	0	0	66	90	1.12	0.375
56 Todd Coffey, R ERA: 1.26	(9, 1)	1.0		6	2	2	2	1	1	0	0	0	0	1	15	26	18.00	3.000

PITCHER	IP	WLS	BF	H	R	ER	SO	BB	IBB	HBP	BLK	WP	HR	S	P	ERA	WHIP

TOP

Arizona Diamondbacks @ Cincinnati Reds

Great American Ball Park, Cincinnati, OH

Fri May 26 2006, 7:10 PM EDT
Att. 33,753 - Partly Cloudy - 79 F

livebaseballscorecards.com

AB	34
R	3
H	5
RBI	3
BB	1
SO	10
LOB	10

Batter	1	2	3	4	5	6	7	8	9	AB	R	H	RBI	BB	SO	LOB
Felipe Lopez, S (1, 6) OBP: 0.376, SLG: 0.418	C B B F X 2-2 ① G6-3		C B B C F C 2-3 ③ K			X 0-0 ① F8		B B X 2-0 ② G6-3		4	0	0	0	0	1	1
4 Brandon Phillips, R (1, 4) OBP: 0.344, SLG: 0.458	C C B S 1-3 ② K			C B S X 1-2 ① G6-3		C C B F X 1-2 G4-6-3 1B		F F D X 1-2 ③ G6-3		4	0	1	0	0	1	1
Ken Griffey Jr., L (1, 8) OBP: 0.293, SLG: 0.500	S B F X 1-2 ③ G2-3			F X 0-1 ② G4-3		X 0-0 ② ③ G4-6-3 1-2f			B B X 2-0 ① F8	4	0	0	0	0	0	1
Adam Dunn, L (1, 7) OBP: 0.388, SLG: 0.577		C B X 1-1 BB 1B		X 0-0 1B			F C B X 1-2 G4-3 2B		X 0-0 ② G3	4	0	3	0	0	0	0
Scott Hatteberg, L (1, 3) OBP: 0.407, SLG: 0.429		C X 0-1 ① F8		B 1 SAFE F C 1 SAFE B F X 2-2 ③ G3			B B B C C X 3-2 ① G4-3 2-3		C B B X 2-1 1B	4	0	1	0	0	0	3
Austin Kearns, R (1, 9) OBP: 0.371, SLG: 0.539		F 1 SAFE D C B B B 4-2 G3-6-1 1-2 BB			X 0-0 E5 G4-3 12 FC6-2 1B		F B B B F T 2-2 ② K		C F S 0-3 ③ K	3	0	1	0	1	2	2
Javier Valentin, S (1, 2) OBP: 0.296, SLG: 0.306		X 0-0 ② ③ G3-6-1 1-2f			X 0-0 ① G4-3 2-3		B X 1-0 ③ G3-1			3	0	0	0	0	0	4
12 Edwin Encarnación, R (1, 5) OBP: 0.368, SLG: 0.478			C S B B B X 2-2 ① L3		B B B F X 3-1 ② FC6-2 3-H			B X 1-0 SH1-4 2B		3	0	1	0	0	0	1
22 Eric Milton, L (1, 1) OBP: 0.222, SLG: 0.556 Quinton McCracken, S (8, PH) OBP: 0.282, SLG: 0.314 56 Todd Coffey, R (9, 1)			C X 0-1 ② G5-3		F S T 0-2 ③ K			X 0-0 ① SH1-4 2-3		2 0 0	0 0 0	0 0 0	0 0 0	0 0 0	1 0 0	1 0 0
Inning Stats	R: 0 H: 0 E: 0 LOB: 0 K: 1 BB: 0 S: 9 P: 13	R: 0 H: 1 E: 0 LOB: 1 K: 0 BB: 1 S: 7 P: 12	R: 0 H: 0 E: 0 LOB: 0 K: 1 BB: 0 S: 9 P: 13	R: 0 H: 1 E: 0 LOB: 1 K: 0 BB: 0 S: 10 P: 13	R: 0 H: 1 E: 1 LOB: 1 K: 1 BB: 0 S: 7 P: 10	R: 0 H: 1 E: 0 LOB: 0 K: 0 BB: 0 S: 6 P: 7	R: 0 H: 1 E: 0 LOB: 1 K: 1 BB: 0 S: 10 P: 17	R: 0 H: 1 E: 0 LOB: 1 K: 0 BB: 0 S: 6 P: 10	R: 0 H: 1 E: 0 LOB: 1 K: 1 BB: 0 S: 7 P: 11	1B: 5 2B: 2 3B: 0 HR: 0	SF: 0 SAC: 1 DP: 2 HBP: 0					

PITCHER	IP	WLS	BF	H	R	ER	SO	BB	IBB	HBP	BLK	WP	HR	S	P	ERA	WHIP
17 Brandon Webb, R (1, 1) ERA: 2.18	9.0	W	33	7	0	0	5	1	0	0	0	0	0	71	106	0.00	0.889

PITCHER	IP	WLS	BF	H	R	ER	SO	BB	IBB	HBP	BLK	WP	HR	S	P	ERA	WHIP

BOTTOM

Arizona Diamondbacks @ Cincinnati Reds

Great American Ball Park, Cincinnati, OH

Fri May 26 2006, 7:10 PM EDT
Att. 33,753 - Partly Cloudy - 79 F

livebaseballscorecards.com

AB	31
R	0
H	7
RBI	0
BB	1
SO	5
LOB	14

WP: 0 PA: 33
PB: 0
SB: 0
CS: 0

Batter	1	2	3	4	5	6	7	8	9	AB	R	H	RBI	BB	SO	LOB
Craig Counsell, L (1, 6) OBP: 0.367, SLG: 0.387	C F F B X 1-2 ① F7			C B X 1-1 22 1B 2B	C F S 0-3 ③ K		X 0-0 S 2-3 3-H 1B	X 0-0 ③ G4-3		5	1	2	1	0	1	2
22 Eric Byrnes, R (1, 8) OBP: 0.378, SLG: 0.559	X 0-0 ② F8			L B L X 1-2 G3 G5-3 2-H 1B		B B B C B 4-1 E S 1B BB	D B F X 2-1 ② P6		F B F T 1-2 ① K	4	1	1	1	1	1	2
Chad Tracy, L (1, 5) OBP: 0.351, SLG: 0.505	C T S 0-3 ③ K			F B 1 SAFE F X 1-2 G5-3 1-2 ①		F F S 0-3 ① K	C X 0-1 ③ F9 1-2		C X 0-1 ② G4-3	5	0	0	0	0	2	4
Luis Gonzalez, L (1, 7) OBP: 0.377, SLG: 0.474		B C F F S 1-3 ① K2-3		F T X 0-2 ② G3 2-3		C B S D F F X 2-2 ② G2-3 1-3		X 0-0 G3 1 HR 2B	C B B X 2-1 ③ G6-3	5	1	1	0	0	1	2
Shawn Green, L (1, 9) OBP: 0.388, SLG: 0.458		B S X 1-1 ② F9		B B B B C X 3-1 ③ G4-3		B X 1-0 3-H 1B		B X 1-0 ① G3 2-3		4	0	1	1	0	0	2
Tony Clark, S (1, 3) OBP: 0.307, SLG: 0.371		C F B S 1-3 ③ K		B B F B F S 3-3 ① K		S B S B X 2-2 ③ F8		F S F B B F B B 4-2 1 HR BB		3	1	0	0	1	2	1
1 Orlando Hudson, S (1, 4) OBP: 0.319, SLG: 0.327		X 0-0 19 K2 1B		C C B X 1-2 E7 19 1B		F X 0-1 SH1-4 19 1B 1B	S B B X 2-1 1-H 3-H HR			4	3	3	3	0	0	0
19 Chris Snyder, R (1, 2) OBP: 0.339, SLG: 0.438		B F C F 1 SAFE B B B F S 3-3 ① ② K2 1-1f		T X 0-1 2-H 1B		1 SAFE 1 SAFE X 0-0 1B SH1-4 1-2 1B	C X 0-1 ② L8			4	0	2	1	0	1	1
37 Juan Cruz, R (1, 1) Damion Easley, R (7, PH) OBP: 0.370, SLG: 0.431 Luis Vizcaino, R (7, 1) 34 Conor Jackson, R (8, PH) OBP: 0.373, SLG: 0.474 Brandon Lyon, R (8, 1) Jorge Julio, R (9, 1)		X 0-0 ③ G6-3		C M L 0-3 ② K		L B X 1-1 ① SH1-4 1-2 2-3	C B B S F B B 4-2 BB			2 0 0 0 0 0	0 0 0 0 0 0	0 0 0 0 1 0	0 0 0 0 0 0	0 0 0 0 0 0	1 0 0 0 0 0	1 0 0 0 0 0
Inning Stats	R: 0 H: 0 E: 0 LOB: 0 K: 1 BB: 0 S: 8 P: 9	R: 0 H: 0 E: 0 LOB: 0 K: 2 BB: 0 S: 9 P: 12	R: 0 H: 1 E: 0 LOB: 0 K: 1 BB: 0 S: 7 P: 10	R: 1 H: 2 E: 0 LOB: 1 K: 0 BB: 0 S: 13 P: 19	R: 1 H: 1 E: 1 LOB: 1 K: 3 BB: 0 S: 14 P: 18	R: 1 H: 1 E: 0 LOB: 1 K: 1 BB: 1 S: 13 P: 22	R: 1 H: 3 E: 0 LOB: 2 K: 0 BB: 0 S: 10 P: 13	R: 3 H: 2 E: 0 LOB: 1 K: 0 BB: 2 S: 14 P: 25	R: 0 H: 0 E: 0 LOB: 0 K: 1 BB: 0 S: 7 P: 10	1B: 7 SF: 0 2B: 3 SAC: 1 3B: 0 DP: 1 HR: 1 HBP: 0						

PITCHER		IP	WLS	BF	H	R	ER	SO	BB	IBB	HBP	BLK	WP	HR	S	P	ERA	WHIP
39 Aaron Harang, R ERA: 3.7	(1, 1)	7.0	L	30	8	4	2	8	1	0	0	0	0	0	74	103	2.57	1.286
Kent Mercker, L ERA: 6.23	(8, 1)	1.0		7	2	3	3	0	2	0	0	0	0	1	14	25	27.00	4.000
31 Matt Belisle, R ERA: 3.86	(9, 1)	1.0		3	0	0	0	1	0	0	0	0	0	0	7	10	0.00	0.000

PITCHER	IP	WLS	BF	H	R	ER	SO	BB	IBB	HBP	BLK	WP	HR	S	P	ERA	WHIP

TOP

Arizona Diamondbacks @ Cincinnati Reds

Great American Ball Park, Cincinnati, OH

Sat May 27 2006, 6:10 PM EDT
Att. 36,884 - Partly Cloudy - 84 F

livebaseballscorecards.com

AB	36
R	7
H	10
RBI	7
BB	3
SO	9
LOB	15

BOTTOM

Arizona Diamondbacks @ Cincinnati Reds

Great American Ball Park, Cincinnati, OH

Sat May 27 2006, 6:10 PM EDT

Att. 36,884 - Partly Cloudy - 84 F

livebaseballscorecards.com

Batter	1	2	3	4	5	6	7	8	9	AB	R	H	RBI	BB	SO	LOB
Felipe Lopez, S (1, 6) OBP: 0.373, SLG: 0.415	F8		4 HBP 1B		G6-4-3 1-2f		F9			4	0	1	0	0	0	3
4 Brandon Phillips, R (1, 4) OBP: 0.342, SLG: 0.448	G6-3		1 SAFE 1 SAFE 1-2 HBP		K			F9		3	0	0	0	0	1	0
Ken Griffey Jr., L (1, 8) OBP: 0.291, SLG: 0.489	1B		K			G4-3		L9		4	0	1	0	0	1	2
31 Matt Belisle, R (9, 1)										0	0	0	0	0	0	0
Adam Dunn, L (1, 7) OBP: 0.386, SLG: 0.566	F9			BB BB		F7		P6		3	0	0	0	1	0	1
Rich Aurilia, R (1, 5) OBP: 0.330, SLG: 0.495		G1-3		1 SAFE 1-2 BB		F7			K2-3	3	0	0	0	1	1	0
Scott Hatteberg, L (1, 3) OBP: 0.403, SLG: 0.423		CS 1B		F8			G3-1		G4-3	4	0	1	0	0	0	2
Austin Kearns, R (1, 9) OBP: 0.368, SLG: 0.533		K 1-2		2 SAFE K			BB 1B		K	4	0	1	0	0	3	3
Jason LaRue, R (1, 2) OBP: 0.313, SLG: 0.368		G5-3		K			BB 1-2			2	0	0	0	1	1	2
39 Aaron Harang, R (1, 1) OBP: 0.240, SLG: 0.240										2	0	1	0	0	0	0
12 Edwin Encarnación, R (7, PH) OBP: 0.366, SLG: 0.475										1	0	0	0	0	1	2
Kent Mercker, L (8, 1)										0	0	0	0	0	0	0
6 Ryan Freel, R (9, 8) OBP: 0.368, SLG: 0.287		G5-3			G6-4-3 1B		K			0	0	0	0	0	0	0

Inning Stats	1	2	3	4	5	6	7	8	9
	R: 0 H: 1 E: 0 LOB: 1 K: 0 BB: 0 S: 11 P: 15	R: 0 H: 1 E: 0 LOB: 1 K: 1 BB: 0 S: 9 P: 15	R: 0 H: 1 E: 0 LOB: 2 K: 1 BB: 0 S: 15 P: 20	R: 0 H: 0 E: 0 LOB: 2 K: 2 BB: 2 S: 11 P: 23	R: 0 H: 1 E: 0 LOB: 0 K: 1 BB: 0 S: 8 P: 13	R: 0 H: 0 E: 0 LOB: 0 K: 0 BB: 0 S: 5 P: 9	R: 0 H: 1 E: 0 LOB: 2 K: 1 BB: 1 S: 10 P: 18	R: 0 H: 0 E: 0 LOB: 0 K: 0 BB: 0 S: 5 P: 8	R: 0 H: 0 E: 0 LOB: 0 K: 2 BB: 0 S: 8 P: 14

1B: 5	SF: 0
2B: 1	SAC: 0
3B: 0	DP: 2
HR: 0	HBP: 1

WP: 0	PA: 34
PB: 0	
SB: 0	
CS: 1	

PITCHER		IP	WLS	BF	H	R	ER	SO	BB	IBB	HBP	BLK	WP	HR	S	P	ERA	WHIP
37 Juan Cruz, R ERA: 4.76	(1, 1)	6.0	W	23	4	0	0	5	2	0	1	0	0	0	59	95	0.00	1.000
Luis Vizcaino, R ERA: 2.96	(7, 1)	1.0		5	1	0	0	1	1	0	0	0	0	0	10	18	0.00	2.000
Brandon Lyon, R ERA: 3.32	(8, 1)	1.0		3	0	0	0	0	0	0	0	0	0	0	5	8	0.00	0.000
Jorge Julio, R ERA: 4.84	(9, 1)	1.0		3	0	0	0	2	0	0	0	0	0	0	8	14	0.00	0.000

PITCHER	IP	WLS	BF	H	R	ER	SO	BB	IBB	HBP	BLK	WP	HR	S	P	ERA	WHIP

Arizona Diamondbacks @ Cincinnati Reds

Great American Ball Park, Cincinnati, OH

Sun May 28 2006, 1:15 PM EDT
Att. 27,694 - Partly Cloudy - 83 F

TOP

livebaseballscorecards.com

Batter	1	2	3	4	5	6	7	8	9	AB	R	H	RBI	BB	SO	LOB
Craig Counsell, L (1, 6) OBP: 0.362, SLG: 0.381	C B X 1-1 1B 2B 1B		F B F F F X 1-2 ① G3-1		B B B C C F F X 3-2 ① G3		M S C 0-3 ① K		C B F X 1-2 ③ F9	5	1	1	0	0	1	0
30 Jeff DaVanon, S (1, 8) OBP: 0.352, SLG: 0.424	B C F B X 2-2 ① F8		B B B B 4-0 1B BB		C F B F B S 2-3 ② K2-3		B C C B F F C 2-3 ② K			3	0	0	0	1	2	1
Chad Tracy, L (1, 5) OBP: 0.349, SLG: 0.500	C B B F F 1 SAFE X 2-2 1-3 2B 1B		C 1 SAFE X 1-1 ② F7		C B S C 1-3 ③ K		X 0-0 ③ F7			4	1	1	0	0	1	1
Luis Gonzalez, L (1, 7) OBP: 0.380, SLG: 0.480	X 0-0 1-H 34 1B 3-H 2B		S X 0-1 34 BB 1-3 1B			F B B B F F X 3-2 ① F7		B C B F B X 3-2 L9		4	1	2	2	0	0	0
34 Conor Jackson, R (1, 3) OBP: 0.383, SLG: 0.478 Tony Clark, S (9, 3) OBP: 0.307, SLG: 0.371	C C F X 0-2 L3 2-H 1B		F B B F B F F B 4-2 1-2 BB			X 0-0 E 1 G3-4-3 1B		C B B F X 2-2 ② F9		3	1	2	1	1	0	0
										0	0	0	0	0	0	0
Shawn Green, L (1, 9) OBP: 0.390, SLG: 0.465	F B X 1-1 ②③ L3 1-1		B C S F B S 2-3 ③ K			C B B X 2-1 E9 1 G3-4-3 1-3 1B		C X 0-1 1B 2B		4	0	2	0	0	1	4
Johnny Estrada, S (1, 2) OBP: 0.343, SLG: 0.496		S C F F F X 0-2 ① G4-3		X 0-0 ① G6-3		I I I 4-0 1 G3-4-3 IBB		B B C S F B F F X 3-2 ③ 2-H 1B		3	0	1	0	1	0	0
1 Orlando Hudson, S (1, 4) OBP: 0.313, SLG: 0.320		C S B B B X 2-2 ② F7		F B X 1-1 ② L4		F B X 1-1 ② G3-4-3 1-2 2-3 3-H			B F C B B F X 3-2 ① G4-3	4	0	0	1	0	0	2
48 Enrique Gonzalez, R (1, 1) Jorge Julio, R (7, 1) Brandon Lyon, R (8, 1) Damien Easley, R (9, PH) OBP: 0.366, SLG: 0.424 Jose Valverde, R (9, 1)		B F S C 1-3 ③ K		F B S S 1-3 ③ K		S F S 0-3 ③ K			S B B B F X 2-2 ② P2	3	0	0	0	0	3	2
										0	0	0	0	0	0	0
										0	0	0	0	0	0	0
										1	0	0	0	0	0	0
										0	0	0	0	0	0	0

	AB	34
	R	4
	H	9
	RBI	4
	BB	3
	SO	8
	LOB	10

Inning Stats																				
	R: 3	H: 4	R: 0	H: 0	R: 0	H: 1	R: 0	H: 0	R: 0	H: 0	R: 1	H: 2	R: 0	H: 0	R: 0	H: 2	R: 0	H: 0	1B: 7	SF: 0	WP: 0	PA: 37
	E: 0	LOB: 0	E: 0	LOB: 0	E: 0	LOB: 3	E: 0	LOB: 0	E: 0	LOB: 0	E: 1	LOB: 2	E: 0	LOB: 0	E: 0	LOB: 2	E: 0	LOB: 0	2B: 3	SAC: 0	PB: 0	
	K: 0	BB: 0	K: 1	BB: 0	K: 1	BB: 2	K: 1	BB: 0	K: 2	BB: 0	K: 1	BB: 1	K: 2	BB: 0	K: 0	BB: 0	E: 0	BB: 0	3B: 0	DP: 1	SB: 0	
	S: 16	P: 22	S: 12	P: 15	S: 17	P: 29	S: 6	P: 8	S: 12	P: 18	S: 12	P: 22	S: 9	P: 11	S: 14	P: 22	S: 10	P: 16	HR: 0	HBP: 0	CS: 0	

PITCHER		IP	WLS	BF	H	R	ER	SO	BB	IBB	HBP	BLK	WP	HR	S	P	ERA	WHIP
61 Bronson Arroyo, R ERA: 2.58	(1, 1)	6.0		27	7	4	4	6	2	1	0	0	0	0	75	114	6.00	1.500
Chris Hammond, L ERA: 5.51	(7, 1)	1.0		3	0	0	0	2	0	0	0	0	0	0	9	11	0.00	0.000
25 David Weathers, R ERA: 3.24	(8, 1)	2.0	W	7	2	0	0	0	0	0	0	0	0	0	24	38	0.00	1.000

PITCHER	IP	WLS	BF	H	R	ER	SO	BB	IBB	HBP	BLK	WP	HR	S	P	ERA	WHIP

Batter	1	2	3	4	5	6	7	8	9	AB	R	H	RBI	BB	SO	LOB
6 Ryan Freel, R (1, 9) OBP: 0.371, SLG: 0.323	B B C X 2-1 HR		C S B B S 2-3 ② K			B X 1-0 ② F7		F B B F X 3-2 SH1-3 2B		4	1	2	1	0	1	0
Felipe Lopez, S (1, 6) OBP: 0.377, SLG: 0.416	B B X 2-0 ① G6-3		B C F B B X 3-2 CS 1B			B B C C F B F B 4-2 BB		B M C X 1-2 ① SH1-3 2-3		2	0	1	0	1	0	0
Ken Griffey Jr., L (1, 8) OBP: 0.290, SLG: 0.474	C B B B X 2-1 ② G4-3		C 1 SAFE S B 1-2 ③ CS 1-2	F F F F F B F B X 2-2 ① G4-3		B F X 1-1 ③ F8		I I I I 4-0 IBB		3	0	0	0	1	0	1
Rich Aurilia, R (1, 3) OBP: 0.319, SLG: 0.476 (8, 4)	B B X 2-0 ③ P4			B B C F C 2-3 ② K			C B X 1-1 ① L8	C B B F C 2-3 ② K		4	0	0	0	0	2	2
Adam Dunn, L (1, 7) OBP: 0.379, SLG: 0.553		B B X 2-0 ① F7		C B X 1-1 ③ F7			C C B F B B C 3-3 ② K	C F B F B F B X 3-2 ③ L7		4	0	0	0	0	1	2
12 Edwin Encarnación, R (1, 5) OBP: 0.363, SLG: 0.476		S B X 1-1 ② F8			B C C C 1-3 ① K		B B B C S X 3-2 2B		C B S B C 2-3 ① K	4	0	1	0	0	2	0
4 Brandon Phillips, R (1, 4) OBP: 0.342, SLG: 0.446 25 David Weathers, R (8, 1) Austin Kearns, R (9, PH) OBP: 0.371, SLG: 0.535		F X 0-1 1B			B F X 1-1 ② G1-3		X 0-0 ③ F8		B B F X 2-1 HR 1B	3 0 1	0 0 1	1 0 1	0 0 1	0 0 0	0 0 0	1 0 0
26 David Ross, R (1, 2) OBP: 0.368, SLG: 0.620 Javier Valentin, S (9, PH) OBP: 0.305, SLG: 0.356	C X 0-1 ③ G1-3				F B X 1-1 ③ G5-3			X 0-0 HR 1B	X 0-0 1-H HR	3 1	1 1	1 1	0 2	0 0	0 0	1 0
61 Bronson Arroyo, R (1, 1) OBP: 0.129, SLG: 0.276 Quinton McCracken, S (6, PH) OBP: 0.275, SLG: 0.306 Chris Hammond, L (7, 1) Scott Hatteberg, L (8, 3) OBP: 0.407, SLG: 0.452			B C S S 1-3 ① K			B B C X 2-1 ① F9		B C C F B F X 2-2 1-H HR		1 1 0 1	0 0 0 1	0 0 0 1	0 0 0 2	0 0 0 0	1 0 0 0	0 0 0 0
Inning Stats	R: 1 H: 1 E: 0 LOB: 0 K: 0 BB: 0 S: 6 P: 14	R: 0 H: 1 E: 0 LOB: 1 K: 0 BB: 0 S: 7 P: 10	R: 0 H: 1 E: 0 LOB: 0 K: 2 BB: 0 S: 11 P: 18	R: 0 H: 0 E: 0 LOB: 0 K: 1 BB: 0 S: 12 P: 17	R: 0 H: 0 E: 0 LOB: 0 K: 1 BB: 0 S: 7 P: 10	R: 0 H: 0 E: 0 LOB: 1 K: 0 BB: 1 S: 9 P: 17	R: 0 H: 1 E: 0 LOB: 1 K: 0 BB: 0 S: 10 P: 17	R: 2 H: 3 E: 0 LOB: 2 K: 1 BB: 1 S: 20 P: 35	R: 2 H: 2 E: 0 LOB: 0 K: 1 BB: 0 S: 6 P: 10	1B: 4 SF: 0 2B: 2 SAC: 1 3B: 0 DP: 0 HR: 3 HBP: 0						WP: 0 PA: 36 PB: 0 SB: 0 CS: 1

PITCHER		IP	WLS	BF	H	R	ER	SO	BB	IBB	HBP	BLK	WP	HR	S	P	ERA	WHIP
48 Enrique Gonzalez, R ERA: 1.5	(1, 1)	6.0		21	3	1	1	4	1	0	0	0	0	1	52	86	1.50	0.667
Jorge Julio, R ERA: 4.63	(7, 1)	1.0	H	4	1	0	0	1	0	0	0	0	0	0	10	17	0.00	1.000
Brandon Lyon, R ERA: 3.97	(8, 1)	1.0	H	7	3	2	2	1	0	1	0	0	0	1	20	35	18.00	3.000
Jose Valverde, R ERA: 5.03	(9, 1)	0.1	L	3	2	2	2	1	0	0	0	0	0	1	6	10	54.00	6.000

PITCHER	IP	WLS	BF	H	R	ER	SO	BB	IBB	HBP	BLK	WP	HR	S	P	ERA	WHIP

BOTTOM

Arizona Diamondbacks @ Cincinnati Reds

Great American Ball Park, Cincinnati, OH

Sun May 28 2006, 1:15 PM EDT
Att. 27,694 - Partly Cloudy - 83 F

livebaseballscorecards.com

AB	32
R	5
H	9
RBI	5
BB	2
SO	7
LOB	7

Batter	1	2	3	4	5	6	7	8	9	AB	R	H	RBI	BB	SO	LOB
Felipe Lopez, S (1, 6) OBP: 0.373, SLG: 0.411	B C X 1-1 ① G4-3		C B F B B F F X 3-2 3-H 1B		B C B C X 2-2 ② G4-3			C X 0-1 ① G4-3	C B B F C 2-3 ③ K	5	0	1	1	0	1	1
Adam Dunn, L (1, 7) OBP: 0.376, SLG: 0.563	F B B F C 2-3 ② K		B 1 SAFE C F F X 1-2 ③ G4-3		C B X 1-1 ③ G3			B X 1-0 HR		4	1	1	1	0	1	1
Ken Griffey Jr., L (1, 8) OBP: 0.297, SLG: 0.475	B B F C S 2-3 ③ K2-3			C F B F B X 2-2 WP 1B SF7 1B		S X 0-1 G5-4-3 1B		F F B B X 2-2 ② G6-3		4	1	2	0	0	1	0
Rich Aurilia, R (1, 5) OBP: 0.325, SLG: 0.486		F B X 1-1 ① L7		X 0-0 FC5 WP 1-2 1B		B B C X 2-1 ①② G5-4-3 1-2f		B X 1-0 2B		4	0	2	0	0	0	1
Scott Hatteberg, L (1, 3) OBP: 0.403, SLG: 0.441		B S F X 1-2 ② G6-3		B X 1-0 ① L4 1-2 2-3		C S B B X 2-2 ③ G4-3		B B B C F B 4-2 BB		3	0	0	0	1	0	2
Austin Kearns, R (1, 9) OBP: 0.364, SLG: 0.527		C C B S 1-3 ③ K		X 0-0 ② SF7 3-H			F S B S 1-3 ① K	B F S B S 2-3 ③ K		3	0	0	1	0	3	2
4 Brandon Phillips, R (1, 4) OBP: 0.350, SLG: 0.450 6 Ryan Freel, R (5, 4) OBP: 0.373, SLG: 0.333			S F X 0-2 54 G5-3 PB 1B 1B	B C B B B 4-1 FC5 BB			C F S 0-3 ② K	C B B X 2-1 2B		1 2	1 0	1 1	0 0	1 0	0 1	0 0
Jason LaRue, R (1, 2) OBP: 0.310, SLG: 0.352			C 1 SAFE B F F X 1-2 ① P5 1-2	B X 1-0 ③ FC5 1-2 2-3f			C F B B B B 4-2 BB	C C B B C 2-3 ① K		3	0	0	0	1	1	4
54 Elizardo Ramirez, S (1, 1) OBP: 0.182, SLG: 0.182 Quinton McCracken, S (7, PH) OBP: 0.268, SLG: 0.297 Kent Mercker, L (7, 1) Rick White, R (8, 1) 37 Brian Shackelford, L (8, 1) Javier Valentin, S (9, PH) OBP: 0.301, SLG: 0.351			X 0-0 ② G5-3 2-3		B C S C 1-3 ① K		C B F X 1-2 ③ G4-3	C X 0-1 ② P5		2 1 0 0 0 1	0 0 0 0 0 0	0 0 0 0 0 0	0 0 0 0 0 0	1 0 0 0 0 0	1 1 0 0 0 1	1 1 0 0 0 1

Inning Stats	1	2	3	4	5	6	7	8	9
	R: 0 E: 0 K: 2 S: 8	R: 0 E: 0 K: 1 S: 8	R: 1 E: 0 K: 0 S: 16	R: 1 E: 0 K: 0 S: 9	R: 0 E: 0 K: 1 S: 8	R: 0 E: 0 K: 0 S: 7	R: 0 E: 0 K: 2 S: 11	R: 1 E: 0 K: 1 S: 12	R: 0 E: 0 K: 2 S: 10
	H: 0 LOB: 0 BB: 0 P: 13	H: 0 LOB: 0 BB: 0 P: 11	H: 2 LOB: 1 BB: 0 P: 21	H: 2 LOB: 2 BB: 1 P: 17	H: 0 LOB: 0 BB: 0 P: 12	H: 1 LOB: 0 BB: 0 P: 11	H: 0 LOB: 1 BB: 1 P: 17	H: 2 LOB: 2 BB: 1 P: 22	H: 1 LOB: 1 BB: 0 P: 16

1B: 5 SF: 1
2B: 2 SAC: 0
3B: 0 DP: 1
HR: 1 HBP: 0

WP: 1 PA: 37
PB: 1
SB: 0
CS: 0

PITCHER		IP	WLS	BF	H	R	ER	SO	BB	IBB	HBP	BLK	WP	HR	S	P	ERA	WHIP
34 Kerry Wood, R ERA: 4.5	(1, 1)	6.0	W	23	5	2	1	4	1	0	0	0	1	0	56	85	1.50	1.000
David Aardsma, R ERA: 9.0	(7, 1)	1.0	H	4	0	0	0	2	1	0	0	0	0	0	11	17	0.00	1.000
47 Scott Eyre, L ERA: 1.71	(8, 1)	0.2		5	2	1	1	0	1	0	0	0	0	1	9	17	13.50	4.500
46 Ryan Dempster, R ERA: 3.75	(8, 1)	1.1	S	5	1	0	0	3	0	0	0	0	0	0	13	21	0.00	0.750

PITCHER	IP	WLS	BF	H	R	ER	SO	BB	IBB	HBP	BLK	WP	HR	S	P	ERA	WHIP

TOP

Cincinnati Reds @ Chicago Cubs

Wrigley Field, Chicago, IL

Mon May 29 2006, 1:20 PM CDT
Att. 40,072 - Partly Cloudy - 85 F

livebaseballscorecards.com

AB	33
R	3
H	8
RBI	3
BB	3
SO	9
LOB	14

Cincinnati Reds @ Chicago Cubs

Wrigley Field, Chicago, IL

Mon May 29 2006, 1:20 PM CDT

Att. 40,072 - Partly Cloudy - 85 F

livebaseballscorecards.com

BOTTOM

Batter	1	2	3	4	5	6	7	8	9	AB	R	H	RBI	BB	SO	LOB
Juan Pierre, L (1, 8) OBP: 0.269, SLG: 0.301	B1-3	G1-3		SH2-3		G3-1		3B		4	0	1	1	0	0	1
1 Tony Womack, L (1, 4) OBP: 0.441, SLG: 0.467	1B		E6 F8 G6-3	G4-3			FC6-4 1B	G5-3		5	1	2	0	0	0	3
Michael Barrett, R (1, 2) OBP: 0.344, SLG: 0.500	K		G6-3		F7		FC6-4 HR			4	1	0	0	0	1	3
Todd Walker, L (1, 3) OBP: 0.378, SLG: 0.424	16 2B		F8		1B		HR			4	2	3	3	0	0	1
16 Aramis Ramirez, R (1, 5) OBP: 0.309, SLG: 0.465	2B		K		P5		F8			4	0	1	1	0	1	2
Jacque Jones, L (1, 9) OBP: 0.313, SLG: 0.453	G3			G4-3	G4-3		F7			4	0	0	0	0	0	2
46 Ryan Dempster, R (8, 1)										0	0	0	0	0	0	0
19 Matt Murton, R (1, 7) OBP: 0.362, SLG: 0.409		G4-3		5 1B 34 1B	1B	HR		L7		4	2	2	1	0	0	0
5 Ronny Cedeno, R (1, 6) OBP: 0.310, SLG: 0.379		L6		SH2-3 34 1B	1B	P4		G1-3 WP 3B	1B	4	1	2	0	0	0	0
34 Kerry Wood, R (1, 1) OBP: 0.600, SLG: 0.800										2	0	2	1	0	0	0
Freddie Bynum, L (6, PH) OBP: 0.255, SLG: 0.444										1	0	0	0	0	1	0
David Aardsma, R (7, 1)										0	0	0	0	0	0	0
47 Scott Eyre, L (8, 1)										0	0	0	0	0	0	0
Jerry Hairston, R (8, 9) OBP: 0.256, SLG: 0.247	2B			SH2-3 1B		K		G1-3		1	0	0	0	0	0	1
Inning Stats	R: 2 E: 0 K: 1 S: 18 H: 3 LOB: 1 BB: 0 P: 24	R: 0 E: 0 K: 0 S: 10 H: 1 LOB: 1 BB: 0 P: 13	R: 0 E: 1 K: 1 S: 9 H: 0 LOB: 1 BB: 0 P: 12	R: 1 E: 0 K: 0 S: 11 H: 3 LOB: 2 BB: 0 P: 13	R: 0 E: 0 K: 0 S: 8 H: 1 LOB: 1 BB: 0 P: 9	R: 1 E: 0 K: 1 S: 14 H: 1 LOB: 0 BB: 0 P: 19	R: 2 E: 0 K: 0 S: 8 H: 2 LOB: 0 BB: 0 P: 14	R: 1 E: 0 K: 0 S: 11 H: 2 LOB: 1 BB: 0 P: 17		1B: 7 2B: 3 3B: 1 HR: 2	SF: 0 SAC: 1 DP: 0 HBP: 0					

	AB	37
	R	7
	H	13
	RBI	7
	BB	0
	SO	3
	LOB	13

WP: 1 PB: 0 SB: 0 CS: 0 PA: 38

PITCHER		IP	WLS	BF	H	R	ER	SO	BB	IBB	HBP	BLK	WP	HR	S	P	ERA	WHIP
54 Elizardo Ramirez, R ERA: 4.11	(1, 1)	6.0	L	28	9	4	4	3	0	0	0	0	0	1	70	90	6.00	1.500
Kent Mercker, L ERA: 7.45	(7, 1)	1.0		5	2	2	2	0	0	0	0	0	0	1	8	14	18.00	2.000
Rick White, R ERA: 6.64	(8, 1)	0.2		3	1	1	1	0	0	0	0	0	1	0	5	7	13.50	1.500
37 Brian Shackelford, L ERA: 7.71	(8, 1)	0.1		2	1	0	0	0	0	0	0	0	0	0	6	10	0.00	3.000

PITCHER	IP	WLS	BF	H	R	ER	SO	BB	IBB	HBP	BLK	WP	HR	S	P	ERA	WHIP

Cincinnati Reds @ Chicago Cubs

Wrigley Field, Chicago, IL

Tue May 30 2006, 7:05 PM CDT

Att. 39,000 - Cloudy - 80 F

livebaseballscorecards.com

TOP

Batter	1	2	3	4	5	6	7	8	9	AB	R	H	RBI	BB	SO	LOB
Felipe Lopez, S (1, 6) OBP: 0.371, SLG: 0.405	G1-3		G1-3		FC4-6 1-2f		BB			3	0	0	0	1	0	2
Scott Hatteberg, L (1, 3) OBP: 0.392, SLG: 0.427	G4-3		F7			G6-3	SAFE K			4	0	0	0	0	1	1
Ken Griffey Jr., L (1, 8) OBP: 0.296, SLG: 0.467	F7			G1-3		2B G6-3 1B		K		4	1	1	0	0	1	0
Adam Dunn, L (1, 7) OBP: 0.378, SLG: 0.573		12 E 2B		P5		G6-3 1-3 1B 2B		P4		4	2	2	0	0	0	0
Austin Kearns, R (1, 9) OBP: 0.358, SLG: 0.516		F7		F7		G6-3 2-3 3-H		K		4	0	0	1	0	1	2
Javier Valentin, S (1, 2) OBP: 0.299, SLG: 0.346		F8			G5-3	3-H 1B			F8	4	0	1	1	0	0	1
12 Edwin Encarnación, R (1, 5) OBP: 0.361, SLG: 0.470		E9 2-H 1B			G6-3	P4			K	4	0	1	1	0	1	1
6 Ryan Freel, R (1, 4) OBP: 0.370, SLG: 0.331		K			1B	F9			E6 FC5-4	4	0	1	0	0	1	1
Brandon Claussen, R (1, 1) OBP: 0.118, SLG: 0.118			G1-3		FC4-6 1-2 1B	G4-3			FC5-4 1-2f	2	0	1	0	0	0	0
Rick White, R (6, 1)										0	0	0	0	0	0	0
Quinton McCracken, S (7, PH) OBP: 0.262, SLG: 0.289										1	0	0	0	0	0	0
37 Brian Shackelford, L (7, 1)										0	0	0	0	0	0	0
Justin Germano, R (7, 1)										0	0	0	0	0	0	0
Kent Mercker, L (8, 1)										0	0	0	0	0	0	0
Jason LaRue, R (9, PH) OBP: 0.306, SLG: 0.347										1	0	0	0	0	0	1

Inning Stats	1	2	3	4	5	6	7	8	9
	R: 0 E: 0 K: 0 S: 6	H: 0 LOB: 0 BB: 0 P: 6	R: 1 E: 1 K: 1 S: 10	H: 2 LOB: 1 BB: 0 P: 14	R: 0 E: 0 K: 0 S: 6	H: 0 LOB: 0 BB: 0 P: 8	R: 0 E: 0 K: 0 S: 6	H: 0 LOB: 0 BB: 0 P: 6	R: 0 E: 0 K: 0 S: 13	H: 2 LOB: 2 BB: 0 P: 18	R: 2 E: 0 K: 0 S: 11	H: 3 LOB: 1 BB: 0 P: 15	R: 0 E: 0 K: 1 S: 9	H: 0 LOB: 1 BB: 1 P: 18	R: 0 E: 0 K: 2 S: 11	H: 0 LOB: 0 BB: 0 P: 15	R: 0 E: 1 K: 1 S: 10	H: 0 LOB: 1 BB: 0 P: 19

1B: 5	SF: 0
2B: 2	SAC: 0
3B: 0	DP: 0
HR: 0	HBP: 0

WP: 0	PA: 36
PB: 0	
SB: 0	
CS: 0	

AB	35
R	3
H	7
RBI	3
BB	1
SO	5
LOB	9

PITCHER		IP	WLS	BF	H	R	ER	SO	BB	IBB	HBP	BLK	WP	HR	S	P	ERA	WHIP
Greg Maddux, R ERA: 3.65	(1, 1)	5.2	W	24	7	3	3	1	0	0	0	0	0	0	50	64	4.76	1.235
David Aardsma, R ERA: 8.59	(6, 1)	0.1	H	1	0	0	0	0	0	0	0	0	0	0	2	3	0.00	0.000
44 Roberto Novoa, R ERA: 5.16	(7, 1)	1.0		4	0	0	0	1	1	0	0	0	0	0	9	18	0.00	1.000
13 Will Ohman, L ERA: 5.32	(8, 1)	1.0		3	0	0	0	2	0	0	0	0	0	0	11	15	0.00	0.000
46 Ryan Dempster, R ERA: 3.6	(9, 1)	1.0		4	0	0	0	1	0	0	0	0	0	0	10	19	0.00	0.000

PITCHER	IP	WLS	BF	H	R	ER	SO	BB	IBB	HBP	BLK	WP	HR	S	P	ERA	WHIP

Cincinnati Reds @ Chicago Cubs

Wrigley Field, Chicago, IL

Tue May 30 2006, 7:05 PM CDT

Att. 39,000 - Cloudy - 80 F

livebaseballscorecards.com

BOTTOM

Batter	1	2	3	4	5	6	7	8	9	AB	R	H	RBI	BB	SO	LOB
Juan Pierre, L (1, 8) OBP: 0.272, SLG: 0.305	C F F C 0-3 ① K		B C F F B X 2-2 ③ G1-3		B X 1-0 1 S 1 E 2B		B B C B B 4-1 1 1B 1 PB 16 G5-2-3 BB	C B X 1-1 ③ G4-3		4	1	1	0	1	1	0
1 Tony Womack, L (1, 4) OBP: 0.421, SLG: 0.441	C B X 1-1 ② G6-3			C L F X 0-2 ① G4-3	C B B X 2-1 ② G4-3 2-H		B B X 2-0 16 G5-2-3 19 HBP 1-3 1B			4	0	1	0	0	0	0
19 Matt Murton, R (1, 7) OBP: 0.365, SLG: 0.414	B C F X 1-2 ③ G5-3			C X 0-1 WP 2B 2B	C B B S F F X 2-2 ③ G5-3		B C F H 2-2 16 G5-2-3 1-2 HBP			3	1	1	0	0	0	0
16 Aramis Ramirez, R (1, 5) OBP: 0.313, SLG: 0.466		X 0-0 5 L9-5 1B 1B		C F X 0-2 ② F8		B B X 2-0 2B 1B	S B B F X 2-2 ① ② G5-2-3 1-2 2-3 3-Hf			4	1	2	0	0	0	4
Todd Walker, L (1, 3) OBP: 0.391, SLG: 0.437		B X 1-0 1-2 1B		B B B C B 4-1 5 BB 2B 2-3 BB	L B X 1-1 5 E 2B 1-H	I I I 4-0 5 FC6-4 IBB				2	2	2	1	2	0	0
5 Ronny Cedeno, R (1, 6) OBP: 0.314, SLG: 0.378		B B X 2-0 ① ② L9-5 2-3		D B B B 4-0 2B 1-2 BB	F X 0-1 E5 2-H 1B	S C B X 1-2 ③ FC6-4 1-2f				3	1	1	0	1	0	5
Jacque Jones, L (1, 9) OBP: 0.317, SLG: 0.481		B B S C D S 3-3 ③ K2-3		B X 1-0 24 1B 1-H 2-H 3-H 2B	F F F B S 1-3 ① K			X 0-0 HR		4	2	2	4	0	2	2
24 Henry Blanco, R (1, 2) OBP: 0.163, SLG: 0.070			C X 0-1 ① G1-3	F S D F F X 1-2 ③ 1B 2-H		P L B S S 2-3 ② K		B X 1-0 ① P4		4	0	1	1	0	1	1
Greg Maddux, R (1, 1) OBP: 0.227, SLG: 0.238			C F X 0-2 ② G6-3		X 0-0 ① G4-3	C S B B B S 3-3 ③ K		B B B C C F X 3-2 ② L9		2	0	0	0	0	0	0
David Aardsma, R (6, 1)										0	0	0	0	0	0	0
Freddie Bynum, L (6, PH) OBP: 0.250, SLG: 0.435										1	0	0	0	0	1	1
44 Roberto Novoa, R (7, 1)										0	0	0	0	0	0	0
13 Will Ohman, L (8, 1) OBP: 1.000, SLG: 1.000										0	0	0	0	0	0	0
Jerry Hairston, R (8, PH) OBP: 0.253, SLG: 0.244										1	0	0	0	0	0	0
46 Ryan Dempster, R (9, 1)										0	0	0	0	0	0	0
Inning Stats	R: 0 E: 0 K: 1 S: 9 H: 0 LOB: 0 BB: 0 P: 11	R: 0 E: 0 K: 1 S: 6 H: 2 LOB: 1 BB: 0 P: 12	R: 0 E: 0 K: 0 S: 9 H: 0 LOB: 0 BB: 0 P: 11	R: 4 E: 0 K: 0 S: 16 H: 3 LOB: 1 BB: 2 P: 26	R: 1 E: 0 K: 0 S: 9 H: 1 LOB: 0 BB: 0 P: 14	R: 2 E: 1 K: 3 S: 16 H: 3 LOB: 1 BB: 0 P: 24	R: 0 E: 0 K: 0 S: 10 H: 1 LOB: 3 BB: 2 P: 25	R: 1 E: 0 K: 0 S: 8 H: 1 LOB: 0 BB: 0 P: 13		1B: 6 2B: 5 3B: 0 HR: 1 SF: 0 SAC: 0 DP: 2 HBP: 1						

	AB	32
	R	8
	H	11
	RBI	6
	BB	4
	SO	5
	LOB	13

WP: 1 PB: 1 SB: 1 CS: 0 PA: 37

PITCHER		IP	WLS	BF	H	R	ER	SO	BB	IBB	HBP	BLK	WP	HR	S	P	ERA	WHIP
Brandon Claussen, L ERA: 5.4	(1, 1)	5.0	L	21	6	5	4	2	2	0	0	0	1	0	49	74	7.20	1.600
Rick White, R ERA: 6.75	(6, 1)	1.0		6	3	2	1	3	0	0	0	0	0	0	16	24	9.00	3.000
37 Brian Shackelford, L ERA: 7.71	(7, 1)	0.0		2	1	0	0	0	1	0	0	0	0	0	2	8	∞	∞
Justin Germano, R ERA:	(7, 1)	1.0		4	0	0	0	0	0	1	1	0	0	0	8	17	0.00	0.000
Kent Mercker, L ERA: 7.59	(8, 1)	1.0		4	1	1	1	0	0	0	0	0	0	1	8	13	9.00	1.000

PITCHER	IP	WLS	BF	H	R	ER	SO	BB	IBB	HBP	BLK	WP	HR	S	P	ERA	WHIP

Batter	1	2	3	4	5	6	7	8	9	AB	R	H	RBI	BB	SO	LOB
6 Ryan Freel, R (1, 4) (9, 7) OBP: 0.371, SLG: 0.347	B C C X 1-2 E E 1B		X 0-0 ① L1		B X 1-0 ② G4-3		C B F B X 2-2 1B 3B	C F B C 1-3 ③ K		5	1	2	0	0	1	1
Felipe Lopez, S (1, 6) OBP: 0.364, SLG: 0.395	C C C 0-3 ① K		C C B S 1-3 ② K		B S B X 2-1 ③ L6		C S F S 1-3 ① K		X 0-0 ① F9	5	0	0	0	0	3	2
Ken Griffey Jr., L (1, 8) OBP: 0.300, SLG: 0.491	1 SAFE X 0-0 E6 BB 1-3		C F B B B T 3-2 ③ K			C S B X 1-2 HR	S B B X 2-1 WP 3-H 1B		C X 0-1 ② G4-1	5	1	2	2	0	1	1
Adam Dunn, L (1, 7) OBP: 0.379, SLG: 0.571 4 Brandon Phillips, R (9, 4) OBP: 0.350, SLG: 0.450	B B D B 4-0 1-2 BB			C B B X 2-1 ① P5		B F B S B X 3-2 ① G5-3	C C B C 1-3 ② K		B C X 1-1 2B	4 0	0 0	1 0	0 0	1 0	1 0	1 0
Austin Kearns, R (1, 9) OBP: 0.359, SLG: 0.508	S F S 0-3 ② K			C B B B X 3-1 ② G6-3		S B B B C F B 4-2 1B G1-3 BB	B B C S D B 4-2 1-2 BB		B B C B F X 3-2 ③ G6-3	3	1	0	0	2	1	4
Scott Hatteberg, L (1, 3) OBP: 0.395, SLG: 0.425	C C B X 1-2 ③ G4-3			B B B B 4-0 12 1B BB		F B D X 2-1 G1-3 12 HBP 1-3 1B	B C C D F X 2-2 ③ G3			3	0	1	0	1	0	5
12 Edwin Encarnación, R (1, 5) OBP: 0.364, SLG: 0.468		C X 0-1 ① G6-3		C F 1 SAFE B F B X 2-2 1-3 1B		H 1-0 G1-3 1-2 HBP		C C F X 0-2 ① F8		3	0	1	0	0	0	0
Jason LaRue, R (1, 2) OBP: 0.292, SLG: 0.329		B F B X 2-1 ② G6-3		C B B F S 2-3 ③ K		F B X 1-1 ② G1-3 1-2 2-3 3-H		B B S X 2-1 ② F8		4	0	0	1	0	1	4
22 Eric Milton, L (1, 1) OBP: 0.231, SLG: 0.462 56 Todd Coffey, R (8, 1)		C B B X 2-1 ③ G5-3			B X 1-0 ① G1-3	B F C S 1-3 ③ K		F F B F F B B X 3-2 1B		4 0	0 0	1 0	0 0	0 0	1 0	2 0
Inning Stats	R: 0 E: 1 K: 2 S: 13 H: 1 LOB: 3 BB: 1 P: 19	R: 0 E: 0 K: 0 S: 6 H: 0 LOB: 0 BB: 0 P: 10	R: 0 E: 0 K: 2 S: 7 H: 0 LOB: 0 BB: 0 P: 11	R: 0 E: 0 K: 1 S: 11 H: 1 LOB: 2 BB: 1 P: 24	R: 0 E: 0 K: 0 S: 4 H: 0 LOB: 0 BB: 0 P: 8	R: 2 E: 0 K: 1 S: 16 H: 2 LOB: 2 BB: 1 P: 29	R: 1 E: 0 K: 2 S: 18 H: 2 LOB: 2 BB: 1 P: 30	R: 0 E: 0 K: 1 S: 14 H: 1 LOB: 1 BB: 0 P: 20	R: 0 E: 0 K: 0 S: 8 H: 1 LOB: 1 BB: 0 P: 12	1B: 5 2B: 1 3B: 1 HR: 1 SF: 0 SAC: 0 DP: 0 HBP: 1						

PITCHER	IP	WLS	BF	H	R	ER	SO	BB	IBB	HBP	BLK	WP	HR	S	P	ERA	WHIP
38 Carlos Zambrano, R (1, 1) ERA: 3.42	6.0	L	27	4	2	2	6	3	0	1	0	0	1	57	101	3.00	1.167
47 Scott Eyre, L (7, 1) ERA: 2.0	0.2		4	2	1	1	2	0	0	0	0	0	0	12	18	13.50	3.000
44 Roberto Novoa, R (7, 1) ERA: 5.09	0.1		2	0	0	0	0	1	0	0	0	1	0	6	12	0.00	3.000
Bob Howry, R (8, 1) ERA: 2.1	1.0		4	1	0	0	1	0	0	0	0	0	0	14	20	0.00	1.000
13 Will Ohman, L (9, 1) ERA: 5.16	0.2		3	1	0	0	0	0	0	0	0	0	0	5	6	0.00	1.500

PITCHER	IP	WLS	BF	H	R	ER	SO	BB	IBB	HBP	BLK	WP	HR	S	P	ERA	WHIP
David Aardsma, R (9, 1) ERA: 8.22	0.1		1	0	0	0	0	0	0	0	0	0	0	3	6	0.00	0.000

TOP

Cincinnati Reds @ Chicago Cubs

Wrigley Field, Chicago, IL

Wed May 31 2006, 7:05 PM CDT

Att. 39,810 - Clear - 65 F

livebaseballscorecards.com

AB	36
R	3
H	8
RBI	3
BB	4
SO	9
LOB	20

WP: 1	PB: 0	SB: 0	CS: 0
PA: 41			

Cincinnati Reds @ Chicago Cubs

Wrigley Field, Chicago, IL

Wed May 31 2006, 7:05 PM CDT

Att. 39,810 - Clear - 65 F

BOTTOM

Batter	1	2	3	4	5	6	7	8	9	AB	R	H	RBI	BB	SO	LOB
Juan Pierre, L (1, 8) OBP: 0.276, SLG: 0.309	B C X 1-1 1B		C B X 1-1 ③ F8			C F X 0-2 1B		C D B X 2-1 ② F8		4	0	2	0	0	0	1
Neifi Perez, S (1, 4) OBP: 0.228, SLG: 0.268	B F L F 1 SAFE 1 SAFE X 1-2 ① F7			C B X 1-1 ① G5-3		X 0-0 ③ G1-3		1 SAFE C X 0-1 1-2 1B		4	0	1	0	0	0	2
Michael Barrett, R (1, 2) OBP: 0.335, SLG: 0.486	F B 1 SAFE X 2-1 ② P6			B X 1-0 ② F8			B C X 1-1 ① F9	F S F F S 0-3 ③ K		4	0	0	0	0	1	3
16 Aramis Ramirez, R (1, 5) OBP: 0.307, SLG: 0.456	X 0-0 ③ F9			B C X 1-1 ③ F9			C X 0-1 ② F9		C X 0-1 ① G5-3	4	0	0	0	0	0	1
Todd Walker, L (1, 3) OBP: 0.383, SLG: 0.427		B B C X 2-1 ① F7			B C C F X 1-2 ① G4-3		X 0-0 ③ F8		C B C X 1-2 ② G6-3	4	0	0	0	0	0	0
19 Matt Murton, R (1, 7) OBP: 0.363, SLG: 0.416		C B C B X 2-2 ② F7			B X 1-0 ② G5-3			C B F X 1-2 HR 2B	X 0-0 ③ G6-3	4	1	1	0	0	0	0
Jacque Jones, L (1, 9) OBP: 0.317, SLG: 0.497		B C S B B F X 3-2 ③ G4-3			B C B X 2-1 ③ L9			B X 1-0 2-H HR		3	1	1	2	0	0	0
5 Ronny Cedeno, R (1, 6) OBP: 0.314, SLG: 0.377			C X 0-1 ① G6-3			X 0-0 ① F9		C B X 1-1 FC5-6 1B		3	0	1	0	0	0	0
38 Carlos Zambrano, S (1, 1) OBP: 0.045, SLG: 0.045 1 Tony Womack, L (6, PH) OBP: 0.410, SLG: 0.429 47 Scott Eyre, L (7, 1) 44 Roberto Novoa, R (7, 1) Bob Howry, L (8, 1) Freddie Bynum, L (8, PH) OBP: 0.245, SLG: 0.426 13 Will Ohman, L (9, 1) OBP: 1.000, SLG: 1.000 David Aardsma, R (9, 1)			B C X 1-1 ② G1-3			C C F F B F B F C 2-3 ② K		X 0-0 ① FC5-6 1B 1-2f		1 1 0 0 0 1 0 0	0 0 0 0 0 0 0 0	0 1 0 0 0 0 1 0	0 0 0 0 0 0 0 0	0 1 0 0 0 0 0 0	0 0 0 0 0 0 1 0	0 0 0 0 0 0 1 0
Inning Stats	R: 0 E: 0 K: 0 S: 9 H: 1 LOB: 1 BB: 0 P: 13	R: 0 E: 0 K: 0 S: 9 H: 0 LOB: 0 BB: 0 P: 16	R: 0 E: 0 K: 0 S: 6 H: 0 LOB: 0 BB: 0 P: 8	R: 0 E: 0 K: 0 S: 5 H: 0 LOB: 0 BB: 0 P: 8	R: 0 E: 0 K: 0 S: 7 H: 0 LOB: 0 BB: 0 P: 11	R: 0 E: 0 K: 1 S: 12 H: 1 LOB: 1 BB: 0 P: 14	R: 0 E: 0 K: 0 S: 5 H: 0 LOB: 0 BB: 0 P: 6	R: 2 E: 0 K: 1 S: 16 H: 4 LOB: 2 BB: 0 P: 21	R: 0 E: 0 K: 0 S: 6 H: 0 LOB: 0 BB: 0 P: 7	1B: 4 2B: 1 3B: 0 HR: 1	SF: 0 SAC: 0 DP: 0 HBP: 0			WP: 0 PB: 0 SB: 0 CS: 0	PA: 33		

PITCHER		IP	WLS	BF	H	R	ER	SO	BB	IBB	HBP	BLK	WP	HR	S	P	ERA	WHIP
22 Eric Milton, L ERA: 4.89	(1, 1)	7.2	W	29	6	2	2	1	0	0	0	0	0	1	64	92	2.35	0.783
56 Todd Coffey, R ERA: 1.2	(8, 1)	1.1	S	4	0	0	0	1	0	0	0	0	0	0	11	12	0.00	0.000

PITCHER	IP	WLS	BF	H	R	ER	SO	BB	IBB	HBP	BLK	WP	HR	S	P	ERA	WHIP

AB	33
R	2
H	6
RBI	2
BB	0
SO	2
LOB	8

livebaseballscorecards.com

Batter	1	2	3	4	5	6	7	8	9	AB	R	H	RBI	BB	SO	LOB
4 Brandon Phillips, R (1, 4) OBP: 0.349, SLG: 0.465	0-2 E S 1B 1B	G5-3	1-1 HR		2-2 F8		2-3 K		1-3 K	6	2	2	1	0	2	4
Felipe Lopez, S (1, 6) OBP: 0.367, SLG: 0.393	SAFE SAFE 4-2 1B 1-3 2B BB	0-1 E6 CS 1B	0-2 G4-3			2-2 G1-3	1-2 WP 1B		4-2 26 HR BB	4	2	1	0	2	0	0
Ken Griffey Jr., L (1, 8) OBP: 0.304, SLG: 0.487	1-0 2B 1-2 BB 3-H 1B	2-1 BB CS 1-2 1B	1-0 G4-3			1-2 F8	2-3 K 1-2		0-1 1-H 2-H HR	5	2	2	1	0	1	1
Chris Hammond, L (7, 1)										0	0	0	0	0	0	0
25 David Weathers, R (8, 1)										0	0	0	0	0	0	0
26 David Ross, R (9, PH) OBP: 0.379, SLG: 0.686										1	1	1	3	0	0	0
Esteban Yan, R (9, 1)										0	0	0	0	0	0	0
Rich Aurilia, R (1, 3) OBP: 0.333, SLG: 0.500	1-2 BB 12 2B 1-3 2-H 2B	4-1 BB 1B 1-2 2-3 BB		G5-3		0-0 1B 2B		P4	3-3 K	5	3	2	1	1	1	0
Adam Dunn, L (1, 7) OBP: 0.385, SLG: 0.568	4-1 BB 12 2B BB	4-2 E 12 SF7 1B 1-2 2-3 BB		G4-3		4-0 1B 12 1B IBB		F9		1	3	0	0	3	0	0
Quinton McCracken, S (8, PH) OBP: 0.256, SLG: 0.282										1	0	0	0	0	0	0
(8, 7)																
Austin Kearns, R (1, 9) OBP: 0.368, SLG: 0.518	4-2 12 2B 1-2 2-3 3-H BB	3-2 E8 1-3 2-H 3-H 1B		K		1-0 12 1B 1-3 2-H 1B		0-0 2B		4	0	3	4	1	1	0
12 Edwin Encarnación, R (1, 5) OBP: 0.369, SLG: 0.486	1-0 1-3 2-H 3-H 2B	2-2 SF7 3-H			1-2 39 G4-3 2B	1-1 FC6-4 1-2 3-H 1B		3-3 K		4	0	3	4	0	1	1
Jason LaRue, R (1, 2) OBP: 0.277, SLG: 0.309	1-0 P2	0-0 G5-3			0-2 L5	0-1 FC6-4 1-2f			1-2 G5-3	5	0	0	0	0	0	6
39 Aaron Harang, R (1, 1) OBP: 0.214, SLG: 0.214	0-3 K		1-3 K		0-0 G4-3 2-3				0-1 26 HR 2B	3	0	0	0	0	2	3
6 Ryan Freel, R (7, PH) OBP: 0.372, SLG: 0.356							1-3 K			2	1	1	0	0	1	0
(7, 8)																
Inning Stats	R: 5 E: 0 K: 1 S: 24 H: 4 LOB: 2 BB: 3 P: 41	R: 3 E: 2 K: 0 S: 14 H: 2 LOB: 1 BB: 2 P: 29	R: 1 E: 0 K: 1 S: 9 H: 1 LOB: 0 BB: 0 P: 12	R: 0 E: 0 K: 1 S: 9 H: 0 LOB: 0 BB: 0 P: 14	R: 0 E: 0 K: 0 S: 10 H: 1 LOB: 1 BB: 0 P: 13	R: 2 E: 0 K: 0 S: 12 H: 3 LOB: 2 BB: 1 P: 21	R: 0 E: 0 K: 3 S: 14 H: 1 LOB: 1 BB: 0 P: 20	R: 0 E: 0 K: 1 S: 6 H: 1 LOB: 1 BB: 0 P: 10	R: 3 E: 0 K: 2 S: 17 H: 2 LOB: 0 BB: 1 P: 26	1B: 7 2B: 6 3B: 0 HR: 2 SF: 1 SAC: 0 DP: 0 HBP: 0							

PITCHER	IP	WLS	BF	H	R	ER	SO	BB	IBB	HBP	BLK	WP	HR	S	P	ERA	WHIP
51 Wandy Rodriguez, L (1, 1) ERA: 4.81	1.1	L	15	6	8	7	1	5	0	0	0	0	0	34	64	47.25	8.250
43 Chris Sampson, R (2, 1) ERA: 5.06	5.1		23	6	3	3	4	0	1	0	0	0	1	55	81	5.06	1.125
Trever Miller, L (7, 1) ERA: 4.91	1.1		5	1	0	0	2	0	0	0	0	1	0	9	15	0.00	0.750
Dave Borkowski, R (9, 1) ERA: 4.74	1.0		6	2	3	3	2	1	0	0	0	0	1	17	26	27.00	3.000

PITCHER	IP	WLS	BF	H	R	ER	SO	BB	IBB	HBP	BLK	WP	HR	S	P	ERA	WHIP

TOP

Cincinnati Reds @ Houston Astros

Minute Maid Park, Houston, TX

Fri Jun 02 2006, 7:05 PM CDT

Att. 37,086 - Clear - 86 F

livebaseballscorecards.com

AB	41
R	14
H	15
RBI	14
BB	7
SO	9
LOB	15

REDS

Cincinnati Reds @ Houston Astros

Minute Maid Park, Houston, TX

Fri Jun 02 2006, 7:05 PM CDT

Att. 37,086 - Clear - 86 F

livebaseballscorecards.com

BOTTOM

Batter	1	2	3	4	5	6	7	8	9	AB	R	H	RBI	BB	SO	LOB
Willy Taveras, R (1, 8) OBP: 0.318, SLG: 0.317	C B F B X 2-2 G6-3 ①		B X 1-0 S 2-H 1B		C X 0-1 B1-3 ②		B B F B X 3-1 F8 ①		X 0-0 P3 ②	5	0	1	1	0	0	3
Craig Biggio, R (1, 4) OBP: 0.360, SLG: 0.462 Dave Borkowski, R (9, 1) 28 Adam Everett, R (9, PH) OBP: 0.259, SLG: 0.304	B C F X 1-2 F7 ②		F F B D F D B 4-2 1-2 BB		C X 0-1 1B		B B C F X 2-2 FC5-4 1-2f 2-3 ②		C B F B X 2-2 G5-3 ③	3 0 1	0 0 0	1 0 0	0 0 0	1 0 0	0 0 0	2 0 1
Mike Lamb, L (1, 5) OBP: 0.389, SLG: 0.512	C T F F S 0-3 K ③		B F B X 2-1 F9 ③		C B X 1-1 F7 ③		X 0-0 G4-3 ③			4	0	0	0	0	1	5
17 Lance Berkman, S (1, 3) OBP: 0.374, SLG: 0.598		B F B C S 2-3 K ①		S B B X 2-1 HR		B C B S F F F B X 3-2 P4 ①		X 0-0 F9 ①		4	1	1	1	0	1	0
Preston Wilson, R (1, 7) OBP: 0.307, SLG: 0.400		C C B S 1-3 K ②		C B X 1-1 P3 ①		F S F F B X 1-2 1B		F X 0-1 HR		4	1	2	1	0	1	0
Eric Munson, L (1, 2) OBP: 0.356, SLG: 0.392		F S S 0-3 K ③		X 0-0 F8 ②		B F X 1-1 F9 ②		X 0-0 P5 ②		4	0	0	0	0	1	1
16 Jason Lane, R (1, 9) OBP: 0.332, SLG: 0.389 Trever Miller, R (7, 1) Orlando Palmeiro, L (8, PH) OBP: 0.250, SLG: 0.256 (9, 9)			B C B B C F B 4-2 43 G5-3 1B BB	B S S B B F X 3-2 1B		B X 1-0 F9 ③		F B B B C F X 3-2 G3 ③		2 0 1	1 0 0	1 0 0	0 0 0	1 0 0	0 0 0	1 0 0
4 Eric Bruntlett, R (1, 6) OBP: 0.413, SLG: 0.426			B F X 1-1 P4 ①	C B X 1-1 G6-3 ③		C C X 0-2 FC5-4 2 1B 1B			B F B B B 4-1 BB	3	0	1	0	1	0	2
51 Wandy Rodriguez, S (1, 1) OBP: 0.087, SLG: 0.045 43 Chris Sampson, R (2, 1) 2 Chris Burke, R (7, 9) OBP: 0.342, SLG: 0.426 (9, 4)			B F B X 2-1 G5-3 ② 1-2		F S F B S 1-3 K ①		B X 1-0 FC5-4 1-2 1B		X 0-0 P6 ①	0 2 2	0 0 0	0 0 1	0 0 0	0 1 0	0 1 0	0 1 1
Inning Stats	R: 0 E: 0 K: 1 S: 11 H: 0 LOB: 0 BB: 0 P: 14	R: 0 E: 0 K: 3 S: 9 H: 0 LOB: 0 BB: 0 P: 12	R: 1 E: 0 K: 0 S: 13 H: 1 LOB: 2 BB: 2 P: 27	R: 1 E: 0 K: 0 S: 11 H: 2 LOB: 1 BB: 0 P: 18	R: 0 E: 0 K: 1 S: 10 H: 1 LOB: 1 BB: 0 P: 12	R: 0 E: 0 K: 0 S: 14 H: 1 LOB: 1 BB: 0 P: 20	R: 0 E: 0 K: 0 S: 10 H: 2 LOB: 2 BB: 0 P: 16	R: 1 E: 0 K: 0 S: 8 H: 1 LOB: 0 BB: 0 P: 11	R: 0 E: 0 K: 0 S: 6 H: 0 LOB: 1 BB: 1 P: 12	1B: 6 2B: 0 3B: 0 HR: 2	SF: 0 SAC: 0 DP: 0 HBP: 0					WP: 0 PB: 0 SB: 1 CS: 0	PA: 38

	AB	35
	R	3
	H	8
	RBI	3
	BB	3
	SO	5
	LOB	17

PITCHER		IP	WLS	BF	H	R	ER	SO	BB	IBB	HBP	BLK	WP	HR	S	P	ERA	WHIP
39 Aaron Harang, R ERA: 3.65	(1, 1)	6.0	W	25	5	2	2	5	2	0	0	0	0	1	68	103	3.00	1.167
Chris Hammond, L ERA: 5.19	(7, 1)	1.0		5	2	0	0	0	0	0	0	0	0	0	10	16	0.00	2.000
25 David Weathers, R ERA: 3.46	(8, 1)	1.0		4	1	1	1	0	0	0	0	0	0	1	8	11	9.00	1.000
Esteban Yan, R ERA: 6.56	(9, 1)	1.0		4	0	0	0	0	1	0	0	0	0	0	6	12	0.00	1.000

PITCHER	IP	WLS	BF	H	R	ER	SO	BB	IBB	HBP	BLK	WP	HR	S	P	ERA	WHIP

Batter	1	2	3	4	5	6	7	8	9	AB	R	H	RBI	BB	SO	LOB
4 Brandon Phillips, R (1, 4) OBP: 0.339, SLG: 0.450	C B X 1-1 ① F8		B F C X 1-2 ②③ G4-6-3 1-2f		C C X 0-2 ③ G5-3	F S F B X 1-2 ③ F8			B B B C F X 3-2 ① G6-3	5	0	0	0	0	0	4
Felipe Lopez, S (1, 6) OBP: 0.364, SLG: 0.386	C B B C B B 4-2 P6-3 BB			C B X 1-1 ① G3		C F X 0-2 ① F8	X 0-0 ① F7		C C B X 1-2 ② F7	4	0	0	0	1	0	0
Ken Griffey Jr., L (1, 8) OBP: 0.315, SLG: 0.517 6 Ryan Freel, R (9, PR) (9, 8) OBP: 0.372, SLG: 0.356	C B X 1-1 ②③ P6-3 1-1f			B F B S S X 2-2 HR		C B B S B F X 2-2 FC5-4 1B	C B B B F X 3-2 F7		C B F X 1-2 S 1B	5	1	3	1	0	0	1
										0	0	0	0	0	0	0
Rich Aurilia, R (1, 3) OBP: 0.328, SLG: 0.483		B C X 1-1 ① G6-3		B C F B X 2-2 ② F9		B X 1-0 ② FC5-4 2B 12 2B 1-2f	B S C B B F F F F 4-2 F F B 1B BB		1 SAFE B X 1-0 ③ G6-3 1-2	4	1	0	0	1	0	2
Adam Dunn, L (1, 7) OBP: 0.391, SLG: 0.575		B B S C B B 4-2 G4-6-3 BB		B B B C X 3-1 ③ P5		C B X 1-1 12 2B 1-3 2B	C X 0-1 1-3 1B			3	1	2	0	1	0	0
Austin Kearns, R (1, 9) OBP: 0.366, SLG: 0.510		F B B X 2-1 ②③ G4-6-3 1-2f			B B B C F X 3-2 ① G5-3	B B B I 4-0 12 2B 61 1B IBB	B X 1-0 ③ G5-3			3	1	0	0	1	0	3
12 Edwin Encarnación, R (1, 5) OBP: 0.367, SLG: 0.486			C F B S 1-3 ① K		B B F C S 2-3 ② K	F B F F D X 2-2 1-3 2-H 3-H 61 1B 2B		F B F F S 1-3 ① K		4	1	1	2	0	3	0
26 David Ross, R (1, 2) OBP: 0.403, SLG: 0.722			X 0-0 61 1B 3B		C B C X 1-2 61 2B 1B	I I I I 4-0 61 1B IBB		C S B X 1-2 ② F8		3	2	2	0	1	0	0
61 Bronson Arroyo, R (1, 1) OBP: 0.206, SLG: 0.375 Chris Hammond, L (7, 1) Jason LaRue, R (8, PH) OBP: 0.274, SLG: 0.305 25 David Weathers, R (8, 1) 56 Todd Coffey, R (9, 1)			X 0-0 4 G4-6-3 3-H 1B		X 0-0 1-H 2B	X 0-0 1-2 2-H 3-H 1B		S B S S 1-3 ③ K		3	0	3	4	0	0	0
										0	0	0	0	0	0	0
										1	0	0	0	0	1	0
										0	0	0	0	0	0	0
										0	0	0	0	0	0	0
Inning Stats	R: 0 E: 0 K: 0 S: 6 H: 0 LOB: 0 BB: 1 P: 12	R: 0 E: 0 K: 0 S: 6 H: 0 LOB: 0 BB: 1 P: 13	R: 1 E: 0 K: 1 S: 8 H: 2 LOB: 0 BB: 0 P: 10	R: 1 E: 0 K: 0 S: 10 H: 1 LOB: 0 BB: 0 P: 18	R: 1 E: 0 K: 1 S: 13 H: 2 LOB: 1 BB: 0 P: 19	R: 4 E: 0 K: 0 S: 19 H: 4 LOB: 2 BB: 2 P: 34	R: 0 E: 0 K: 0 S: 15 H: 1 LOB: 2 BB: 1 P: 23	R: 0 E: 0 K: 2 S: 10 H: 0 LOB: 0 BB: 0 P: 13	R: 0 E: 0 K: 0 S: 10 H: 1 LOB: 2 BB: 0 P: 16	1B: 6 2B: 4 3B: 1 HR: 1		SF: 0 SAC: 0 DP: 3 HBP: 0		WP: 0 PB: 0 SB: 1 CS: 0		PA: 40

PITCHER		IP	WLS	BF	H	R	ER	SO	BB	IBB	HBP	BLK	WP	HR	S	P	ERA	WHIP
Andy Pettitte, L ERA: 6.03	(1, 1)	6.0	L	28	9	7	7	2	2	2	0	0	0	1	62	106	10.50	1.833
Russ Springer, R ERA: 3.1	(7, 1)	1.0		5	1	0	0	0	1	0	0	0	0	0	15	23	0.00	2.000
Trever Miller, L ERA: 4.6	(8, 1)	1.0		3	0	0	0	2	0	0	0	0	0	0	10	13	0.00	0.000
Chad Qualls, R ERA: 3.77	(9, 1)	1.0		4	1	0	0	0	0	0	0	0	0	0	10	16	0.00	1.000

PITCHER	IP	WLS	BF	H	R	ER	SO	BB	IBB	HBP	BLK	WP	HR	S	P	ERA	WHIP

TOP

Cincinnati Reds @ Houston Astros

Minute Maid Park, Houston, TX

Sat Jun 03 2006, 6:05 PM CDT
Att. 39,653 - Roof Closed - 72 F

livebaseballscorecards.com

AB	35
R	7
H	11
RBI	7
BB	5
SO	4
LOB	10

Cincinnati Reds @ Houston Astros

Minute Maid Park, Houston, TX

Sat Jun 03 2006, 6:05 PM CDT

Att. 39,653 - Roof Closed - 72 F

BOTTOM

Batter	1	2	3	4	5	6	7	8	9	AB	R	H	RBI	BB	SO	LOB
Willy Taveras, R (1, 8) OBP: 0.315, SLG: 0.314	G4-3		G6-3		F9		B1-3		17 1B 1B	5	1	1	0	0	0	1
Craig Biggio, R (1, 4) OBP: 0.357, SLG: 0.458	BB 17 1B		F8		K		E5		SF9	4	0	1	1	0	1	0
17 Lance Berkman, S (1, 9) OBP: 0.375, SLG: 0.592	BB		G3-1		F7		G2		1B	5	0	2	0	0	0	1
Morgan Ensberg, R (1, 5) OBP: 0.395, SLG: 0.583	BB			G6-3	K		BB		1B	3	0	1	1	2	1	0
Mike Lamb, L (1, 3) OBP: 0.389, SLG: 0.506	K			G5-3 E 1B	2B 1B		P2		F8	5	1	2	0	0	1	7
Preston Wilson, R (1, 7) OBP: 0.305, SLG: 0.400	F9			G5-3	2B			G6-3	G6-3	5	0	1	0	0	0	6
Brad Ausmus, R (1, 2) OBP: 0.383, SLG: 0.355		4 CS 1B		E3 4 2B	K			F9		4	1	1	0	0	1	2
4 Eric Bruntlett, R (1, 6) OBP: 0.409, SLG: 0.439		G6-3			K			F7		3	0	1	1	0	1	3
Russ Springer, R (7, 1)										0	0	0	0	0	0	0
Trever Miller, R (8, 1)										0	0	0	0	0	0	0
Orlando Palmeiro, L (8, PH) OBP: 0.244, SLG: 0.250										1	0	0	0	0	0	0
Chad Qualls, R (9, 1)										0	0	0	0	0	0	0
Andy Pettitte, L (1, 1) OBP: 0.167, SLG: 0.217		2B		K			B1-3 E 1B		1B SF9 HBP	2	0	1	0	0	1	1
28 Adam Everett, R (7, 6) OBP: 0.267, SLG: 0.308										1	2	1	0	0	0	0

Inning Stats																														
	R: 0	E: 0	K: 1	S: 12	H: 2	LOB: 3	BB: 1	P: 18	R: 0	E: 0	K: 0	S: 12	H: 2	LOB: 1	BB: 0	P: 17	R: 0	E: 0	K: 0	S: 7	H: 0	LOB: 0	BB: 0	P: 14	R: 2	E: 1	K: 1	S: 14	H: 2	LOB: 1	BB: 0	P: 17
	R: 0	E: 0	K: 1	S: 13	H: 0	LOB: 0	BB: 0	P: 18	R: 0	E: 0	K: 3	S: 14	H: 2	LOB: 2	BB: 0	P: 23	R: 1	E: 1	K: 0	S: 8	H: 1	LOB: 2	BB: 1	P: 16	R: 0	E: 0	K: 0	S: 5	H: 0	LOB: 0	BB: 0	P: 6
	R: 2	E: 0	K: 0	S: 9	H: 3	LOB: 2	BB: 0	P: 13	1B: 9	2B: 3	3B: 0	HR: 0	SF: 1	SAC: 0	DP: 0	HBP: 1	WP: 0	PB: 0	SB: 0	CS: 1	PA: 42											

PITCHER		IP	WLS	BF	H	R	ER	SO	BB	IBB	HBP	BLK	WP	HR	S	P	ERA	WHIP
61 Bronson Arroyo, R ERA: 2.4	(1, 1)	6.0	W	26	8	2	0	6	1	0	0	0	0	0	72	107	0.00	1.500
Chris Hammond, L ERA: 4.91	(7, 1)	1.0		6	1	1	0	0	1	0	0	0	0	0	8	16	0.00	2.000
25 David Weathers, R ERA: 3.33	(8, 1)	1.0		3	0	0	0	0	0	0	0	0	0	0	5	6	0.00	0.000
56 Todd Coffey, R ERA: 1.74	(9, 1)	1.0		7	3	2	2	0	0	0	1	0	0	0	9	13	18.00	3.000

PITCHER	IP	WLS	BF	H	R	ER	SO	BB	IBB	HBP	BLK	WP	HR	S	P	ERA	WHIP

AB	38
R	5
H	12
RBI	3
BB	2
SO	6
LOB	21

livebaseballscorecards.com

Cincinnati Reds @ Houston Astros

Minute Maid Park, Houston, TX

Sun Jun 04 2006, 1:05 PM CDT

Att. 37,532 - Roof Closed - 73 F

TOP

livebaseballscorecards.com

Batter	1	2	3	4	5	6	7	8	9	10	11	AB	R	H	RBI	BB	SO	LOB
6 Ryan Freel, R (1, 4) (9, 5) OBP: 0.376, SLG: 0.397	F B B X 2-1 ① F9		B X 1-0 HR		B B F F F X 2-2 ① G5-3		B B C F S 3-3 ③ K			B B B C F F B 4-2 2B BB	1 SAFE C B S T F F D X 2-2 1-H HR	5	3	2	3	1	1	0
Felipe Lopez, S (1, 6) OBP: 0.363, SLG: 0.386	B C B B B T F B 4-2 F8 BB		S C S 0-3 ② K		C F X 0-2 ② G4-3			B S C B X 2-2 ① G1-6-3		1 SAFE 1 SAFE 1 SAFE L 1 SAFE L B 1 SAFE B 2-2 X 1-H 2B	B B C C X 2-2 ③ G4-3	5	0	1	1	1	1	0
Ken Griffey Jr., L (1, 8) OBP: 0.319, SLG: 0.508	B 1 SAFE C B X 2-1 ② F8 1-2		C T B X 1-2 1B		B C B B F X 3-2 ③ F8			X 0-0 ② G6-3		I I I I 4-0 IBB		4	0	1	0	1	0	1
Adam Dunn, L (1, 7) OBP: 0.383, SLG: 0.560	B B B X 3-0 F7		C C B F C 1-3 ③ K			C C C 0-3 ① K		B S T S 1-3 ③ K		C B B F F S 2-3 ① K		5	0	0	0	0	4	4
Scott Hatteberg, L (1, 3) OBP: 0.386, SLG: 0.413 4 Brandon Phillips, R (9, PR) (9, 4) OBP: 0.337, SLG: 0.447		B C B B F X 2-2 ① G6-3		B X 1-0 ① F9		C B F F X 1-2 ② F7			B X 1-0 E6 1B	C S S S 0-3 ② K		4 1	0 0	0 0	0 0	0 0	0 1	0 2
Austin Kearns, R (1, 9) OBP: 0.371, SLG: 0.539		B F F H 2-2 HBP		X 0-0 HR		B X 1-0 HR			S F B B B X 2-2 ① P5	C B B B S B X 3-2 ③ G6-3		4	2	2	2	0	0	3
Javier Valentin, S (1, 2) OBP: 0.293, SLG: 0.337		B B X 2-0 ② F7		B B X 2-0 ② G3		F F B C 1-3 ③ K			X 0-0 1-2 1B		C B F B F F B F X 3-2 ① F8	5	0	1	0	0	1	1
12 Edwin Encarnación, R (1, 5) OBP: 0.365, SLG: 0.486 Kent Mercker, L (9, 1) 56 Todd Coffey, R (10, 1) 26 David Ross, R (11, PH) OBP: 0.413, SLG: 0.722 Esteban Yan, R (11, 1)		B 1 SAFE S F 1 SAFE 1 SAFE X 1-2 ③ F9		B F F F F B X 3-2 2B			X 0-0 ① G6-3		C S O F B S 2-3 ② K	C C B F F F F B B B B 4-2 6 HR BB		4 0 0 0 0	0 0 0 1 0	1 0 0 0 0	0 0 0 0 0	1 0 0 1 0	0 0 0 0 0	3 0 0 0 0
54 Elizardo Ramirez, S (1, 1) OBP: 0.154, SLG: 0.154 Quinton McCracken, S (7, PH) OBP: 0.250, SLG: 0.275 Chris Hammond, L (7, 1) 25 David Weathers, R (8, 1) Rich Aurilia, R (9, PH) (9, 3) OBP: 0.323, SLG: 0.475			B C B S X 2-2 ① G1-3	B B C F X 2-2 ③ F7				B X 1-0 ② G3-1	F B B B C F S 3-3 ③ K		F B B F B F F F X 3-2 ② F8	2 1 0 0 2	0 0 0 0 0	0 0 0 0 1	0 0 0 0 3	0 0 0 0 1	1 0 0 0 3

Inning Stats										
	R: 0 E: 0 K: 0 S: 8	H: 0 LOB: 1 BB: 1 P: 19	R: 0 E: 0 K: 0 S: 10	H: 0 LOB: 1 BB: 0 P: 17	R: 1 E: 0 K: 2 S: 14	H: 2 LOB: 1 BB: 0 P: 19	R: 1 E: 0 K: 0 S: 11	H: 2 LOB: 1 BB: 0 P: 19	R: 0 E: 0 K: 0 S: 10	H: 0 LOB: 0 BB: 0 P: 15
	R: 1 E: 0 K: 2 S: 11	H: 1 LOB: 0 BB: 0 P: 14	R: 0 E: 0 K: 1 S: 5	H: 0 LOB: 0 BB: 0 P: 9	R: 0 E: 0 K: 1 S: 7	H: 0 LOB: 0 BB: 0 P: 10	R: 0 E: 1 K: 2 S: 13	H: 1 LOB: 2 BB: 0 P: 21	R: 1 E: 0 K: 2 S: 16	H: 1 LOB: 2 BB: 2 P: 31
	R: 2 E: 0 K: 0 S: 25	H: 1 LOB: 0 BB: 1 P: 39	1B: 2 2B: 2 3B: 0 HR: 4	SF: 0 SAC: 0 DP: 0 HBP: 1	WP: 0 PB: 0 SB: 0 CS: 0	PA: 47				

PITCHER		IP	WLS	BF	H	R	ER	SO	BB	IBB	HBP	BLK	WP	HR	S	P	ERA	WHIP
64 Fernando Nieve, R ERA: 5.19	(1, 1)	5.0		21	4	2	2	2	1	0	1	0	0	2	53	89	3.60	1.000
Trever Miller, L ERA: 4.86	(6, 1)	1.0		4	1	1	1	2	0	0	0	0	0	1	11	14	9.00	1.000
Chad Qualls, R ERA: 3.55	(7, 1)	2.0		6	0	0	0	2	0	0	0	0	0	0	12	19	0.00	0.000
54 Brad Lidge, R ERA: 5.06	(9, 1)	1.0		5	1	0	0	2	0	0	0	0	0	0	13	21	0.00	1.000
Dan Wheeler, R ERA: 5.11	(10, 1)	1.1	L	8	1	2	2	2	2	1	0	0	0	0	27	49	13.50	2.250

PITCHER		IP	WLS	BF	H	R	ER	SO	BB	IBB	HBP	BLK	WP	HR	S	P	ERA	WHIP
Russ Springer, R ERA: 3.43	(11, 1)	0.2		3	1	1	1	0	0	0	0	0	0	1	14	21	13.50	1.500

AB	42
R	6
H	8
RBI	6
BB	4
SO	10
LOB	18

Cincinnati Reds @ Houston Astros

Minute Maid Park, Houston, TX

Sun Jun 04 2006, 1:05 PM CDT

Att. 37,532 - Roof Closed - 73 F

livebaseballscorecards.com

BOTTOM

Batter	1	2	3	4	5	6	7	8	9	10	11	AB	R	H	RBI	BB	SO	LOB
Craig Biggio, R (1, 4) OBP: 0.355, SLG: 0.461	F B B X 2-1 F7 ①		C C F B X 1-2 L5 ③		F D X 1-1 SF8 ② 3-H			1 SAFE P X 1-0 SH1-4 ① 1-2		B X 1-0 2 2B 2B		3	1	1	1	0	0	0
2 Chris Burke, R (1, 8) OBP: 0.346, SLG: 0.438 (10, 9)	C F F B X 1-2 F8 ②			C B B C F B F F F 3-2 F X F8 ①	F C 0-3 K ③			X 0-0 2-H 1B		B F B B X 3-1 2-H 2B		5	0	2	2	0	1	2
17 Lance Berkman, S (1, 3) OBP: 0.376, SLG: 0.583	C C B F S 1-3 K ③			F B S B B B 4-2 BLK BB		S B B F F X 2-2 F7 ①		C F C 0-3 K ②		I I I I 4-0 IBB		3	0	0	0	2	2	1
Morgan Ensberg, R (1, 5) OBP: 0.393, SLG: 0.591 54 Brad Lidge, R (9, 1) Willy Taveras, R (10, 8) OBP: 0.314, SLG: 0.313		X 0-0 HR		F B B S D 1 SAFE X 3-2 P5 ② 1-2		B B B C X 3-1 P4 ②		B F X 1-1 G1-3 ③		B F X 1-1 G4-3 ③		4 0 1	1 0 0	1 0 0	1 0 0	0 0 0	0 0 0	2 0 2
Preston Wilson, R (1, 7) OBP: 0.298, SLG: 0.390		F F B X 1-2 F9 ①		C B B C B S 3-3 K ③		S X 0-1 G5-3 ③			F X 0-1 G5-3 ①		C S T S 0-3 K ①	5	0	0	0	0	2	1
Brad Ausmus, R (1, 2) OBP: 0.389, SLG: 0.375	C F X 0-2 16 G5-4-3 1B		B X 1-0 SF8 3B			B B X 2-0 G3 ①			B X 1-0 P4 ②		X 0-0 G5-4-3 1B	5	1	3	0	0	0	0
16 Jason Lane, R (1, 9) OBP: 0.330, SLG: 0.382 Dan Wheeler, R (10, 1) Russ Springer, R (11, 1) Eric Munson, L (11, PH) OBP: 0.350, SLG: 0.385	B 1 SAFE F X 1-1 G5-4-3 ②③ 1-2f		B C C D B H 4-2 BB HBP			B C C F X 1-2 F9 ②			C E B B S 2-3 K ③		B X 1-0 G5-4-3 ②③ 1-2f	3 0 0 1	0 0 0 0	0 0 0 0	0 0 0 0	0 0 0 0	1 0 0 1	1 0 0 1
4 Eric Bruntlett, R (1, 6) OBP: 0.386, SLG: 0.410			C B F X 1-2 G5-3 ①		B X 1-0 P5 ①		C B B B X 2-1 P3 ③			B C F X 1-2 G6-3 ①		4	0	0	0	0	0	2
64 Fernando Nieve, R (1, 1) OBP: 0.231, SLG: 0.167 Orlando Palmeiro, L (5, PH) OBP: 0.261, SLG: 0.250 Trever Miller, R (6, 1) Chad Qualls, R (7, 1) Mike Lamb, L (8, PH) OBP: 0.392, SLG: 0.506 (9, 5)			C S S 0-3 K ②		B C B B B 4-1 1-2 BB			B X 1-0 2 1B SH1-4 1B		X 0-0 L6 ②		1 0 0 0 2	0 0 0 0 1	0 0 0 0 1	0 1 0 0 0	0 0 0 0 0	1 0 0 0 0	0 0 0 0 0
Inning Stats	R: 0 H: 0 E: 0 LOB: 0 K: 1 BB: 0 S: 10 P: 14	R: 1 H: 2 E: 0 LOB: 0 K: 0 BB: 0 S: 9 P: 11	R: 0 H: 0 E: 0 LOB: 0 K: 1 BB: 0 S: 10 P: 12	R: 0 H: 0 E: 0 LOB: 0 K: 1 BB: 1 S: 16 P: 29	R: 1 H: 1 E: 0 LOB: 2 K: 1 BB: 1 S: 10 P: 21	R: 0 H: 0 E: 0 LOB: 0 K: 0 BB: 0 S: 9 P: 14	R: 0 H: 0 E: 0 LOB: 0 K: 0 BB: 0 S: 6 P: 11	R: 1 H: 2 E: 0 LOB: 1 K: 1 BB: 0 S: 9 P: 11	R: 0 H: 0 E: 0 LOB: 0 K: 1 BB: 0 S: 6 P: 9	R: 1 H: 2 E: 0 LOB: 2 K: 0 BB: 1 S: 9 P: 19	R: 0 H: 1 E: 0 LOB: 0 K: 1 BB: 0 S: 6 P: 7	1B: 4 SF: 1 2B: 2 SAC: 1 3B: 1 DP: 2 HR: 1 HBP: 1						

AB	37
R	4
H	8
RBI	4
BB	3
SO	7
LOB	12

WP: 0 PA: 43
PB: 0
SB: 0
CS: 0

PITCHER		IP	WLS	BF	H	R	ER	SO	BB	IBB	HBP	BLK	WP	HR	S	P	ERA	WHIP
54 Elizardo Ramirez, R ERA: 3.95	(1, 1)	6.0		23	3	2	2	4	2	0	1	1	0	1	64	101	3.00	0.833
Chris Hammond, L ERA: 4.66	(7, 1)	1.0	H	3	0	0	0	0	0	0	0	0	0	0	6	11	0.00	0.000
25 David Weathers, R ERA: 3.54	(8, 1)	1.0	B	5	2	1	1	1	0	0	0	0	0	0	9	11	9.00	2.000
Kent Mercker, L ERA: 6.94	(9, 1)	1.0		3	0	0	0	1	0	0	0	0	0	0	6	9	0.00	0.000
56 Todd Coffey, R ERA: 1.97	(10, 1)	1.0	W	6	2	1	1	0	0	1	0	0	0	0	9	19	9.00	2.000

PITCHER		IP	WLS	BF	H	R	ER	SO	BB	IBB	HBP	BLK	WP	HR	S	P	ERA	WHIP
Esteban Yan, R ERA: 6.29	(11, 1)	1.0	S	3	1	0	0	1	0	0	0	0	0	0	6	7	0.00	1.000

Batter	1	2	3	4	5	6	7	8	9	AB	R	H	RBI	BB	SO	LOB
Felipe Lopez, S (1, 6) OBP: 0.371, SLG: 0.408	F B B B X 3-1 G4-3	C F D F B X 2-2 1-2 2-H 3-H 1B		B C B C B F X 3-2 2-H 1B			C S X 0-2 SF7 3B		B C B X 2-1 WP HR 2B	5	2	4	2	0	0	0
Rich Aurilia, R (1, 5) OBP: 0.326, SLG: 0.471 6 Ryan Freel, R (9, PR) (9, 7) OBP: 0.376, SLG: 0.397	C B B X 2-1 1B	S B X 1-1 F9			B X 1-0 F9		S X 0-1 SF7 3-H		C B B F B B 4-2 WP HR BB	3 0	0 1	1 0	1 0	1 0	0 0	2 0
Ken Griffey Jr., L (1, 8) OBP: 0.329, SLG: 0.566	X 0-0 F7		B C B X 2-1 2B		X 0-0 HR		X 0-0 F8		C B B C B F F X 3-2 1-H 2-H HR	5	2	3	4	0	0	1
Adam Dunn, L (1, 7) OBP: 0.384, SLG: 0.552 56 Todd Coffey, R (9, 1)	B S B X 2-1 G4-3		B C F D F B B 4-2 G4-6-3 BB		B S F S 1-3 K			C S B S 1-3 K	B B S C B B 4-2 G6-4-3 BB	3 0	0 0	0 0	0 0	2 0	2 0	1 0
Austin Kearns, R (1, 9) OBP: 0.368, SLG: 0.536		C B B B X 3-1 P4	S B B F D C 3-3 K		B C F X 1-2 G4-3			S X 0-1 4 1B 2B	B C S B X 2-2 1-2f G6-4-3	5	1	1	0	0	1	3
Scott Hatteberg, L (1, 3) OBP: 0.382, SLG: 0.408		C X 0-1 26 1B 4 1B FC5-2 1B	C F F D X 1-2 1-2f G4-6-3			C B B X 2-1 G4-3		B C B B X 3-1 L6		4	0	1	0	0	0	3
4 Brandon Phillips, R (1, 4) OBP: 0.341, SLG: 0.448		X 0-0 FC5-2 26 1B 1-2 1B 1B		X 0-0 G6-3		B C B C X 2-2 G4-3		C X 0-1 2-H 1B		4	1	2	1	0	0	0
26 David Ross, R (1, 2) OBP: 0.418, SLG: 0.702		C B X 1-1 1-2 2-3 FC5-2 1B		B B B B 4-0 SH3-4 1B BB		B X 1-0 G5-3		1 SAFE B X 1-0 P2		3	1	1	0	1	0	1
Brandon Claussen, R (1, 1) OBP: 0.111, SLG: 0.111 Rick White, R (6, 1) Quinton McCracken, S (7, PH) OBP: 0.244, SLG: 0.268 Esteban Yan, R (7, 1) Javier Valentin, S (9, PH) OBP: 0.290, SLG: 0.333 12 Edwin Encarnación, R (9, 5) OBP: 0.365, SLG: 0.486		B C B F F X 2-2 1-2 2-3 3-Hf FC5-2 1B		X 0-0 1-2 SH3-4			C X 0-1 F8		B B C F B X 3-2 F9	1 0 1 0 1 0	0 0 0 0 0 0	0 0 0 0 0 0	0 0 0 0 0 0	0 0 0 0 0 0	0 0 0 0 0 0	3 0 0 0 0 0
Inning Stats	R: 0 H: 1 E: 0 LOB: 1 K: 0 BB: 0 S: 7 P: 14	R: 2 H: 4 E: 0 LOB: 2 K: 0 BB: 0 S: 17 P: 26	R: 0 H: 1 E: 0 LOB: 1 K: 1 BB: 1 S: 12 P: 22	R: 0 H: 1 E: 0 LOB: 2 K: 0 BB: 1 S: 6 P: 13	R: 1 H: 1 E: 0 LOB: 0 K: 1 BB: 0 S: 8 P: 11	R: 0 H: 0 E: 0 LOB: 0 K: 0 BB: 0 S: 6 P: 11	R: 1 H: 1 E: 0 LOB: 0 K: 0 BB: 0 S: 8 P: 8	R: 1 H: 2 E: 0 LOB: 1 K: 1 BB: 0 S: 10 P: 15	R: 3 H: 2 E: 0 LOB: 1 K: 0 BB: 2 S: 17 P: 35	1B: 7 SF: 1 2B: 3 SAC: 1 3B: 1 DP: 2 HR: 2 HBP: 0						WP: 1 PA: 41 PB: 0 SB: 0 CS: 0

PITCHER		IP	WLS	BF	H	R	ER	SO	BB	IBB	HBP	BLK	WP	HR	S	P	ERA	WHIP
Jeff Suppan, R ERA: 5.01	(1, 1)	6.0		26	8	3	3	2	2	0	0	0	0	1	56	97	4.50	1.667
Josh Hancock, R ERA: 3.03	(7, 1)	0.2	H	3	1	1	1	0	0	0	0	0	0	0	7	7	13.50	1.500
34 Randy Flores, L ERA: 3.57	(7, 1)	0.2	H	2	0	0	0	1	0	0	0	0	0	0	4	5	0.00	0.000
41 Braden Looper, R ERA: 3.75	(8, 1)	0.2	H	4	2	1	1	0	0	0	0	0	0	0	7	11	13.50	3.000
44 Jason Isringhausen, R ERA: 3.91	(9, 1)	0.1	L	5	2	3	3	0	2	0	0	0	1	1	14	30	81.00	12.000

PITCHER		IP	WLS	BF	H	R	ER	SO	BB	IBB	HBP	BLK	WP	HR	S	P	ERA	WHIP
48 Brad Thompson, R ERA: 2.39	(9, 1)	0.2		1	0	0	0	0	0	0	0	0	0	0	3	5	0.00	0.000

TOP

Cincinnati Reds @ St. Louis Cardinals

Busch Stadium, St. Louis, MO

Mon Jun 05 2006, 7:10 PM CDT
Att. 43,707 - Partly Cloudy - 79 F

livebaseballscorecards.com

AB	35
R	8
H	13
RBI	8
BB	4
SO	3
LOB	14

BOTTOM

Cincinnati Reds @ St. Louis Cardinals

Busch Stadium, St. Louis, MO

Mon Jun 05 2006, 7:10 PM CDT

Att. 43,707 - Partly Cloudy - 79 F

livebaseballscorecards.com

Batter	1	2	3	4	5	6	7	8	9	AB	R	H	RBI	BB	SO	LOB
22 David Eckstein, R (1, 6) OBP: 0.388, SLG: 0.378	1-1 BB 27 1B 1B	1-1 F7			2-2 F7	0-1 F8			1-1 G6-3	5	1	1	0	0	0	1
So Taguchi, R (1, 8) OBP: 0.347, SLG: 0.364 53 John Rodriguez, L (9, PH) OBP: 0.381, SLG: 0.409	4-1 27 1B 1-2 27 E BB		1-2 G3-1		1-0 F9		0-0 G5-3		2-2 K	3 1	1 0	0 0	0 0	1 0	0 1	0 0
27 Scott Rolen, R (1, 5) OBP: 0.411, SLG: 0.545	2-2 E5 1-H 2-H 1B		2-2 F7		4-2 43 HR BB		4-0 43 G4-6-3 BB			2	1	1	1	2	0	0
43 Juan Encarnacion, R (1, 9) OBP: 0.282, SLG: 0.450	3-2 P3		2-2 15 BB 1B		2-0 1-H HR		0-2 1-2f G4-6-3			4	1	2	2	0	0	2
15 Jim Edmonds, L (1, 3) OBP: 0.357, SLG: 0.391	1-3 K		4-2 1-2 BB		1-1 G4-3			2-0 G4-3		3	0	0	0	1	1	1
7 Hector Luna, R (1, 7) OBP: 0.336, SLG: 0.435 (9, 4)	0-1 G3		3-3 K			1-3 K		0-1 G6-3		4	0	0	0	0	2	3
4 Yadier Molina, R (1, 2) OBP: 0.254, SLG: 0.274		1-2 G5-3		0-1 F8		2-0 G6-3		2-0 HR		4	1	1	1	0	0	0
Aaron Miles, S (1, 4) OBP: 0.372, SLG: 0.340 48 Brad Thompson, R (9, 1) OBP: 0.500, SLG: 0.500		2-3 K		3-2 F8		4-2 16 HR BB		1-0 G4-3		3 0	1 0	0 0	0 0	1 0	1 0	0 0
Jeff Suppan, R (1, 1) OBP: 0.150, SLG: 0.105 16 Chris Duncan, L (6, PH) OBP: 0.429, SLG: 1.286 Josh Hancock, R (7, 1) 34 Randy Flores, L (7, 1) 41 Braden Looper, R (8, 1) OBP: 0.500, SLG: 1.000 44 Jason Isringhausen, R (9, 1) Timo Perez, L (9, 7) OBP: 0.429, SLG: 0.200		3-2 1B		1-3 K		1-1 1 SAFE 1 SAFE 1-H HR			3-2 G4-3	2 1 0 0 0 0 1	0 1 0 0 0 0 0	1 1 0 0 0 0 0	0 2 0 0 0 0 0	0 0 0 0 0 0 0	1 0 0 0 0 0 0	0 0 0 0 0 0 0
Inning Stats	R: 2 E: 1 K: 1 S: 15 H: 2 LOB: 1 BB: 1 P: 26	R: 0 E: 0 K: 1 S: 15 H: 1 LOB: 1 BB: 0 P: 22	R: 0 E: 0 K: 1 S: 18 H: 1 LOB: 2 BB: 1 P: 30	R: 0 E: 0 K: 1 S: 10 H: 0 LOB: 0 BB: 0 P: 14	R: 2 E: 0 K: 0 S: 12 H: 1 LOB: 0 BB: 1 P: 22	R: 2 E: 0 K: 1 S: 10 H: 1 LOB: 0 BB: 1 P: 18	R: 0 E: 0 K: 0 S: 4 H: 0 LOB: 0 BB: 1 P: 8	R: 1 E: 0 K: 0 S: 5 H: 1 LOB: 0 BB: 0 P: 10	R: 0 E: 0 K: 1 S: 8 H: 0 LOB: 0 BB: 0 P: 14	1B: 4 2B: 0 3B: 0 HR: 3	SF: 0 SAC: 0 DP: 1 HBP: 0					

	AB	33
	R	7
	H	7
	RBI	6
	BB	5
	SO	6
	LOB	7

PITCHER		IP	WLS	BF	H	R	ER	SO	BB	IBB	HBP	BLK	WP	HR	S	P	ERA	WHIP
Brandon Claussen, L ERA: 5.4	(1, 1)	5.0		23	5	4	3	4	3	0	0	0	0	1	70	114	5.40	1.600
Rick White, R ERA: 7.25	(6, 1)	1.0		5	1	2	2	1	1	0	0	0	0	1	10	18	18.00	2.000
Esteban Yan, R ERA: 6.15	(7, 1)	2.0	W	7	1	1	1	0	1	0	0	0	0	1	9	18	4.50	1.000
56 Todd Coffey, R ERA: 1.91	(9, 1)	1.0	S	3	0	0	0	1	0	0	0	0	0	0	8	14	0.00	0.000

PITCHER	IP	WLS	BF	H	R	ER	SO	BB	IBB	HBP	BLK	WP	HR	S	P	ERA	WHIP

WP: 0 PB: 0 SB: 0 CS: 0 PA: 38

Cincinnati Reds @ St. Louis Cardinals

Busch Stadium, St. Louis, MO

Tue Jun 06 2006, 7:10 PM CDT

Att. 43,857 - Partly Cloudy - 83 F

TOP

livebaseballscorecards.com

Batter	1	2	3	4	5	6	7	8	9	AB	R	H	RBI	BB	SO	LOB
6 Ryan Freel, R (1, 9) (9, 8) OBP: 0.377, SLG: 0.404	C B B S X 2-2 G6-3 ①	B F C B F X 2-2 FC1-6-4 ③ 1-2f		B B C X 2-1 1-3 1B		C B X 1-1 2B		B F B X 2-1 G5-3 ②		5	0	2	0	0	0	1
Felipe Lopez, S (1, 6) OBP: 0.368, SLG: 0.416	C C X 0-2 HR		B C B F X 2-2 G4-3 ①	C C S 0-3 K ③		S B X 1-1 G4-3 ③		C S B F X 1-2 G1-3 ③		5	1	1	1	0	1	3
Ken Griffey Jr., L (1, 8) OBP: 0.352, SLG: 0.573 Rick White, R (9, 1)	B C F B F B B 4-2 G1-6-3 BB	B X 1-0 12 F9 BB 1B	S X 0-1 1B 12 HBP 1B		B B F B F B 4-2 HR BB		B B B C B 4-1 2B BB		2	2	2	0	3	0	0
										0	0	0	0	0	0	0
Adam Dunn, L (1, 7) OBP: 0.388, SLG: 0.571	X 0-0 G1-6-3 ② ③ 1-2f	S B B B F F B 4-2 1-2 BB	B B C F S 2-3 K ①		B C B X 2-1 1-H HR		X 0-0 1-H 2B		4	2	2	3	1	1	2
12 Edwin Encarnación, R (1, 5) OBP: 0.364, SLG: 0.481 Rich Aurilia, R (5, 5) OBP: 0.321, SLG: 0.463	B F B B X 2-1 G5-3 ①	F X 0-1 F9 ② 2-3	C F F D H 2-2 1B 1-2 HBP		C X 0-1 F9 ①		X 0-0 P5 ①		2	0	0	0	0	0	2
										2	0	0	0	0	0	1
Scott Hatteberg, L (1, 3) OBP: 0.389, SLG: 0.429	X 0-0 4 2B 2B	B F F B B X 2-2 G4-3 ③	C X 0-1 1-3 2-3 1B ②		S B B B X 3-1 G3 ②		B C B B X 3-1 4 1B 2-H 2B		5	1	3	1	0	0	2
4 Brandon Phillips, R (1, 4) OBP: 0.348, SLG: 0.459	C X 0-1 26 1B 2-H 2B		C F F B S 1-3 K ①	F B S D F X 2-2 L9 ③		B F X 1-1 1B		C F F F X 0-2 2-3 1B		5	1	3	1	0	1	2
26 David Ross, R (1, 2) OBP: 0.417, SLG: 0.677	X 0-0 6 FC1-6-4 2-H 1B		F B B B C X 3-2 6 1B 1B		C B X 1-1 F9 ①	F 1 SAFE C X 0-2 G3 ③		F S B B B F F S 2-3 K ②		5	0	2	1	0	1	3
22 Eric Milton, L (1, 1) OBP: 0.188, SLG: 0.375 Quinton McCracken, S (8, PH) OBP: 0.239, SLG: 0.262 Chris Hammond, L (8, 1) Austin Kearns, R (9, PH) OBP: 0.366, SLG: 0.533 (9, 9)	S L S 0-3 K ②	B L 1 SAFE L L 1-3 K ②		C S S 0-3 K ②		B F X 1-1 G4-3 ①	X 0-0 G1-3 ③		3	0	0	0	0	3	2
									1	0	0	0	0	0	0
									0	0	0	0	0	0	0
									1	0	0	0	0	0	2

Inning Stats	1	2	3	4	5	6	7	8	9
	R: 1 E: 0 K: 0 S: 10	R: 2 E: 0 K: 1 S: 13	R: 0 E: 0 K: 0 S: 12	R: 0 E: 0 K: 3 S: 15	R: 0 E: 0 K: 1 S: 14	R: 0 E: 0 K: 1 S: 9	R: 2 E: 0 K: 0 S: 13	R: 0 E: 0 K: 0 S: 8	R: 2 E: 0 K: 1 S: 16
	H: 1 LOB: 0 BB: 1 P: 16	H: 3 LOB: 1 BB: 0 P: 17	H: 1 LOB: 2 BB: 1 P: 21	H: 2 LOB: 2 BB: 0 P: 22	H: 2 LOB: 2 BB: 0 P: 20	H: 1 LOB: 1 BB: 0 P: 12	H: 2 LOB: 1 BB: 1 P: 23	H: 0 LOB: 0 BB: 0 P: 12	H: 3 LOB: 2 BB: 1 P: 25

AB	40
R	7
H	15
RBI	7
BB	4
SO	7
LOB	20

1B: 8 SF: 0
2B: 5 SAC: 0
3B: 0 DP: 1
HR: 2 HBP: 1

WP: 0 PA: 45
PB: 0
SB: 0
CS: 0

PITCHER		IP	WLS	BF	H	R	ER	SO	BB	IBB	HBP	BLK	WP	HR	S	P	ERA	WHIP
29 Chris Carpenter, R ERA: 2.83	(1, 1)	5.0	L	25	9	3	3	5	2	0	1	0	0	1	64	96	5.40	2.200
Josh Hancock, R ERA: 3.41	(6, 1)	2.0		10	3	2	2	1	1	0	0	0	0	1	22	35	9.00	2.000
48 Brad Thompson, R ERA: 2.86	(8, 1)	2.0		10	3	2	2	1	1	0	0	0	0	0	24	37	9.00	2.000

PITCHER	IP	WLS	BF	H	R	ER	SO	BB	IBB	HBP	BLK	WP	HR	S	P	ERA	WHIP

Batter	1	2	3	4	5	6	7	8	9	AB	R	H	RBI	BB	SO	LOB
22 David Eckstein, R (1, 6) OBP: 0.383, SLG: 0.372	C X 0-1 ① F8		C C B F X 1-2 ② F8		B 1 SAFE 1 SAFE B S F F F 2-2 ③ X F8			C C B B S 2-3 ① K		4	0	0	0	0	1	1
So Taguchi, R (1, 8) OBP: 0.344, SLG: 0.368	X 0-0 ② E7 27 2B		B B C B X 3-1 ① 2B			C B X 1-1 ① L9		B X 1-0 ② L9		4	0	1	0	0	0	0
27 Scott Rolen, R (1, 5) OBP: 0.413, SLG: 0.550	B F B S X 2-2 ③ 1-3 2B		B F C F B F B X 3-2 ③ P4			B X 1-0 ① 43 FC6-4 1B		X 0-0 ③ G6-3		4	0	2	0	0	0	1
43 Juan Encarnacion, R (1, 9) OBP: 0.277, SLG: 0.441	B X 1-0 ② P6			C F F S 0-3 ① K		B S X 1-1 ② FC6-4 1-2f			C X 0-1 ① G2-3	4	0	0	0	0	1	3
15 Jim Edmonds, L (1, 3) OBP: 0.351, SLG: 0.383 Timo Perez, L (9, PH) OBP: 0.375, SLG: 0.167	X 0-0 ③ P6			S F B B X 2-2 ② P4		X 0-0 ③ F8			F F F X 0-2 ② F9	3 1	0 0	0 0	0 0	0 0	0 0	3 0
7 Hector Luna, R (1, 7) OBP: 0.328, SLG: 0.424 53 John Rodriguez, L (9, PH) OBP: 0.377, SLG: 0.404		B X 1-0 ① F7		B F B S X 2-2 ③ L6			F X 0-1 ① F8		X 0-0 ③ G3-1	3 1	0 0	0 0	0 0	0 0	0 0	0 0
4 Yadier Molina, R (1, 2) OBP: 0.256, SLG: 0.275		B X 1-0 ② P2			C B S B B X 3-2 ① P3		B S F B X 2-2 1B			3	0	1	0	0	0	0
Aaron Miles, S (1, 4) OBP: 0.371, SLG: 0.340		B B C X 2-1 ③ G5-3			B X 1-0 1B		B X 1-0 ② F9			3	0	1	0	0	0	1
29 Chris Carpenter, R (1, 1) OBP: 0.050, SLG: 0.050 26 Scott Spiezio, S (5, PH) OBP: 0.398, SLG: 0.495 Josh Hancock, R (6, 1) 16 Chris Duncan, L (7, PH) OBP: 0.375, SLG: 1.125 48 Brad Thompson, R (8, 1) OBP: 0.500, SLG: 0.500			C C S 0-3 ① K		B S F F F B B S 3-3 ② K		F B S X 1-2 ③ G1-3			1 1 0 1 0	0 0 0 0 0	0 0 0 0 0	0 0 0 0 0	1 1 0 0 0	0 1 0 1 0	0 1 0 0 0
Inning Stats	R: 0 H: 1 E: 1 LOB: 2 K: 0 BB: 0 S: 8 P: 11	R: 0 H: 0 E: 0 LOB: 0 K: 0 BB: 0 S: 4 P: 8	R: 0 H: 1 E: 0 LOB: 1 K: 1 BB: 0 S: 14 P: 21	R: 0 H: 0 E: 0 LOB: 0 K: 1 BB: 0 S: 10 P: 14	R: 0 H: 1 E: 0 LOB: 1 K: 1 BB: 0 S: 15 P: 24	R: 0 H: 1 E: 0 LOB: 1 K: 0 BB: 0 S: 6 P: 9	R: 0 H: 1 E: 0 LOB: 1 K: 0 BB: 0 S: 9 P: 13	R: 0 H: 0 E: 0 LOB: 0 K: 1 BB: 0 S: 5 P: 8	R: 0 H: 0 E: 0 LOB: 0 K: 0 BB: 0 S: 7 P: 7	1B: 3 2B: 2 3B: 0 HR: 0		SF: 0 SAC: 0 DP: 0 HBP: 0		WP: 0 PB: 0 SB: 0 CS: 0		PA: 33

PITCHER		IP	WLS	BF	H	R	ER	SO	BB	IBB	HBP	BLK	WP	HR	S	P	ERA	WHIP
22 Eric Milton, L ERA: 4.14	(1, 1)	7.0	W	27	5	0	0	3	0	0	0	0	0	0	66	100	0.00	0.714
Chris Hammond, L ERA: 4.43	(8, 1)	1.0		3	0	0	0	1	0	0	0	0	0	0	5	8	0.00	0.000
Rick White, R ERA: 6.94	(9, 1)	1.0		3	0	0	0	0	0	0	0	0	0	0	7	7	0.00	0.000

PITCHER	IP	WLS	BF	H	R	ER	SO	BB	IBB	HBP	BLK	WP	HR	S	P	ERA	WHIP

BOTTOM

Cincinnati Reds @ St. Louis Cardinals

Busch Stadium, St. Louis, MO

Tue Jun 06 2006, 7:10 PM CDT
Att. 43,857 - Partly Cloudy - 83 F

livebaseballscorecards.com

AB	33
R	0
H	5
RBI	0
BB	0
SO	4
LOB	11

Batter	1	2	3	4	5	6	7	8	9	AB	R	H	RBI	BB	SO	LOB
6 Ryan Freel, R (1, 8) OBP: 0.378, SLG: 0.416	X 0-0 ① P2		B X 1-0 1B 2B	C C X 0-2 ③ P2		B C B F X 2-2 G5-3 HR 2B		B B C X 2-1 ① P5		5	2	2	0	0	0	2
Felipe Lopez, S (1, 6) OBP: 0.369, SLG: 0.411	B B C X 2-1 ② G6-3		B B C B B 4-1 1B 1B BB		B B B B 4-0 WP S 2B BB	C X 0-1 ② G5-3 2-3		B B B C X 3-1 ② G4-3		3	2	0	0	2	0	1
Scott Hatteberg, L (1, 3) OBP: 0.400, SLG: 0.440	B B B C B 4-1 E 1B BB		B X 1-0 1B 1-3 2-H 1B		B 1 SAFE C B B X 3-1 1-H 2B 2B	B F D B B 4-1 HR BB		B F B X 2-1 ③ F7		3	2	2	2	2	0	0
Rich Aurilia, R (1, 5) OBP: 0.338, SLG: 0.508	X 0-0 E9 1-3 1B		C F X 0-2 G4-6-3 1-2 3-H 1B		B B B C X 3-1 2-H 2B	B C B X 2-1 1-H 3-H HR			C S B B X 2-2 ① G6-3	5	1	4	5	0	0	0
Adam Dunn, L (1, 7) OBP: 0.380, SLG: 0.557	C B F F X 1-2 ③ F7		B X 1-0 ② ③ G4-6-3 1-2f		B B C B F S 3-3 ① K	B B F B X 3-1 ③ G3			B X 1-0 ② P5	5	0	0	0	0	1	5
Austin Kearns, R (1, 9) OBP: 0.363, SLG: 0.523		F F F S 0-3 ① K		B B S C B B 4-2 39 4 SH1-4 1B BB	C X 0-1 ② G6-3		B F B B X 3-2 ① L8		F B B F C 2-3 ③ K	4	0	0	0	1	2	1
4 Brandon Phillips, R (1, 4) OBP: 0.351, SLG: 0.457		X 0-0 ② F7		L B B F X 2-2 39 1-2 SH1-4 1B	I I I 4-0 IBB		B F F F X 1-2 ② F8			3	0	1	0	1	0	0
Jason LaRue, R (1, 2) OBP: 0.273, SLG: 0.302		B X 1-0 ③ L6		C X 0-1 ① P4	C C B S 1-3 ③ K		B B S S X 2-1 1B			4	0	1	0	0	1	4
39 Aaron Harang, R (1, 1) OBP: 0.200, SLG: 0.200			B C S S X 1-2 ① G4-3	B S X 1-1 ② SH1-4 1-2 2-3		C S S 0-3 ① K	D C S B F C 2-3 ③ K			2	0	0	0	0	1	0
Chris Hammond, L (6, 1)										0	0	0	0	0	0	0
Javier Valentin, S (7, PH) OBP: 0.287, SLG: 0.329										1	0	0	0	0	1	1
25 David Weathers, R (7, 1)										0	0	0	0	0	0	0
56 Todd Coffey, R (9, 1)										0	0	0	0	0	0	0
Inning Stats	R: 0 E: 1 K: 0 S: 9 H: 1 LOB: 2 BB: 1 P: 16	R: 0 E: 0 K: 1 S: 6 H: 0 LOB: 0 BB: 0 P: 7	R: 2 E: 0 K: 0 S: 10 H: 3 LOB: 1 BB: 1 P: 18	R: 0 E: 0 K: 0 S: 12 H: 1 LOB: 2 BB: 1 P: 19	R: 2 E: 0 K: 2 S: 12 H: 2 LOB: 2 BB: 2 P: 30	R: 3 E: 0 K: 1 S: 13 H: 2 LOB: 0 BB: 1 P: 24	R: 0 E: 0 K: 1 S: 13 H: 1 LOB: 1 BB: 0 P: 21	R: 0 E: 0 K: 0 S: 6 H: 0 LOB: 0 BB: 0 P: 13	R: 0 E: 0 K: 1 S: 7 H: 0 LOB: 0 BB: 0 P: 12	1B: 5 2B: 4 3B: 0 HR: 1 SF: 0 SAC: 1 DP: 1 HBP: 0						

PITCHER		IP	WLS	BF	H	R	ER	SO	BB	IBB	HBP	BLK	WP	HR	S	P	ERA	WHIP
Sidney Ponson, R ERA: 3.54	(1, 1)	5.1	L	28	8	5	5	4	4	1	0	0	1	0	55	98	8.44	2.250
Tyler Johnson, L ERA: 5.4	(6, 1)	0.2		4	1	2	2	0	1	0	0	0	0	1	7	16	27.00	3.000
50 Adam Wainwright, R ERA: 2.1	(7, 1)	2.0		7	1	0	0	1	0	0	0	0	0	0	19	34	0.00	0.500
41 Braden Looper, R ERA: 3.6	(9, 1)	1.0		3	0	0	0	1	0	0	0	0	0	0	7	12	0.00	0.000

PITCHER	IP	WLS	BF	H	R	ER	SO	BB	IBB	HBP	BLK	WP	HR	S	P	ERA	WHIP

TOP

Cincinnati Reds @ St. Louis Cardinals

Busch Stadium, St. Louis, MO

Wed Jun 07 2006, 7:10 PM CDT
Att. 44,306 - Partly Cloudy - 85 F

livebaseballscorecards.com

AB	35
R	7
H	10
RBI	7
BB	6
SO	6
LOB	14

PA: 42
WP: 1
PB: 0
SB: 1
CS: 0

Batter	1	2	3	4	5	6	7	8	9	AB	R	H	RBI	BB	SO	LOB
22 David Eckstein, R (1, 6) OBP: 0.384, SLG: 0.374	C S B B X 2-2 53 FC6-4 1B		C B 1 SAFE S X 2-1 ② ③ P3 1-2			B C X 1-1 53 1B 27 2B 1B	B C X 1-1 ③ G4-3			4	1	2	0	0	0	2
53 John Rodriguez, L (1, 7) OBP: 0.382, SLG: 0.402	B B B C F F F F X 3-2 ① FC6-4 27 1B 1-2f			B B C B C B 4-2 27 G6-4-3 BB		C B X 1-1 27 2B 1-2 1B		C X 0-1 ① G4-3		3	1	1	0	1	0	1
27 Scott Rolen, R (1, 5) OBP: 0.415, SLG: 0.554	X 0-0 15 G4-6-3 1-2 1B			C F B X 1-2 ① ② G6-4-3 1-2f		S X 0-1 15 1B 1-H 2-H 2B		C B F B X 2-2 ② G5-3		4	1	2	2	0	0	1
15 Jim Edmonds, L (1, 3) OBP: 0.354, SLG: 0.405	X 0-0 ② ③ G4-6-3 1-2f			B F S S 1-3 ③ K		X 0-0 43 1B 43 PB 2-H 1B		C B B X 2-1 HR		4	1	2	2	0	1	2
43 Juan Encarnacion, R (1, 8) (6, 9) OBP: 0.281, SLG: 0.442		L C B X 1-2 ① F8	C S B B F X 2-2 ① G5-3			B S B B S X 3-2 26 FC5-4 1-3 1B		B B C C X 2-2 1B		4	0	2	0	0	0	0
16 Chris Duncan, L (1, 9) OBP: 0.300, SLG: 0.900 Tyler Johnson, S (6, 1) 26 Scott Spiezio, S (6, PH) OBP: 0.394, SLG: 0.489 50 Adam Wainwright, R (7, 1) OBP: 0.500, SLG: 2.000 Timo Perez, L (8, PH) OBP: 0.333, SLG: 0.143 41 Braden Looper, R (9, 1) OBP: 0.500, SLG: 1.000		B B C F F X 2-2 ② G4-3	C B C B F S 2-3 ② K		C B B X 2-1 ③ FC5-4 1-2f			C B X 1-1 ③ P4		2 0 1 0 1 0	0 0 0 0 0 0	0 0 0 0 0 0	0 0 0 0 0 0	0 0 0 0 0 0	1 0 0 0 0 0	0 0 2 0 0 0
4 Yadier Molina, R (1, 2) OBP: 0.250, SLG: 0.268		B C X 1-1 ③ G5-3	F X 0-1 ③ P5			B C X 1-1 ① G6-3		F S B B X 2-2 ① G4-3		4	0	0	0	0	0	0
Aaron Miles, S (1, 4) OBP: 0.368, SLG: 0.338			B C B X 2-1 22 CS 1B			C B C X 1-2 ① P5	C X 0-1 ② G4-3	X 0-0 ② G4-3		4	0	1	0	0	0	0
Sidney Ponson, R (1, 1) OBP: 0.385, SLG: 0.273 So Taguchi, R (6, 8) OBP: 0.344, SLG: 0.367			F L M 0-3 ① K			F X 0-1 ② F8	B X 1-0 1B	B C B F F F X 2-2 ③ F8		1 3	0 0	0 1	0 0	0 0	1 0	1 0
Inning Stats	R: 0 H: 2 E: 0 LOB: 1 K: 0 BB: 0 S: 11 P: 16	R: 0 H: 0 E: 0 LOB: 0 K: 0 BB: 0 S: 9 P: 13	R: 0 H: 1 E: 0 LOB: 0 K: 1 BB: 0 S: 8 P: 11	R: 0 H: 0 E: 0 LOB: 0 K: 1 BB: 1 S: 8 P: 14	R: 0 H: 0 E: 0 LOB: 0 K: 1 BB: 0 S: 10 P: 14	R: 3 H: 5 E: 0 LOB: 2 K: 0 BB: 0 S: 17 P: 25	R: 0 H: 1 E: 0 LOB: 1 K: 0 BB: 0 S: 7 P: 10	R: 1 H: 2 E: 0 LOB: 1 K: 0 BB: 0 S: 12 P: 19	R: 0 H: 0 E: 0 LOB: 0 K: 0 BB: 0 S: 9 P: 13	1B: 9 2B: 1 3B: 0 HR: 1	SF: 0 SAC: 0 DP: 2 HBP: 0					WP: 0 PB: 1 SB: 0 CS: 1	PA: 36

PITCHER		IP	WLS	BF	H	R	ER	SO	BB	IBB	HBP	BLK	WP	HR	S	P	ERA	WHIP
39 Aaron Harang, R ERA: 3.72	(1, 1)	5.2	W	23	8	3	3	3	1	0	0	0	0	0	61	89	4.76	1.588
Chris Hammond, L ERA: 4.35	(6, 1)	0.1	H	1	0	0	0	0	0	0	0	0	0	0	2	4	0.00	0.000
25 David Weathers, R ERA: 3.6	(7, 1)	2.0		9	3	1	1	0	0	0	0	0	0	1	19	29	4.50	1.500
56 Todd Coffey, R ERA: 1.85	(9, 1)	1.0	S	3	0	0	0	0	0	0	0	0	0	0	9	13	0.00	0.000

PITCHER	IP	WLS	BF	H	R	ER	SO	BB	IBB	HBP	BLK	WP	HR	S	P	ERA	WHIP

BOTTOM

Cincinnati Reds @ St. Louis Cardinals

Busch Stadium, St. Louis, MO

Wed Jun 07 2006, 7:10 PM CDT
Att. 44,306 - Partly Cloudy - 85 F

livebaseballscorecards.com

AB	35
R	4
H	11
RBI	4
BB	1
SO	3
LOB	10

Batter	1	2	3	4	5	6	7	8	9	AB	R	H	RBI	BB	SO	LOB
Juan Pierre, L (1, 8) OBP: 0.282, SLG: 0.301	C B X 1-1 ① F7		B C X 1-1 ② G4-3			B X 1-0 ② G4-3		B F X 1-1 ③ G6-3		4	0	0	0	0	0	0
1 Tony Womack, L (1, 4) OBP: 0.367, SLG: 0.407	C C B F B B F F X 3-2 HR		C X 0-1 ③ F7			C C F B F B F X 2-2 1B 1B			B C F B X 2-2 ① G4-3	4	1	2	1	0	0	0
Michael Barrett, R (1, 2) OBP: 0.362, SLG: 0.497	C X 0-1 ② P4			B C B X 2-1 ① G6-3		B C F F X 1-2 1-3 1B			B C F F S 1-3 ② K	4	0	1	0	0	1	0
Todd Walker, L (1, 3) OBP: 0.379, SLG: 0.408	F F X 0-2 1B			B B C C F X 2-2 16 G4-6-3 1B		X 0-0 ③ F8			C S X 0-2 ③ F9	4	0	2	0	0	0	2
16 Aramis Ramirez, R (1, 5) OBP: 0.303, SLG: 0.443	C B S F F S 1-3 ③ K			C T B F X 1-2 ② ③ G4-6-3 1-2f			F B F F X 1-2 ① G6-3			3	0	0	0	0	1	2
Jacque Jones, L (1, 9) OBP: 0.340, SLG: 0.538		S B S S B F X 2-2 ① G4-3			B X 1-0 ① G4-3		F B C B F F B F X 3-2 ② G3			3	0	0	0	0	0	0
19 Matt Murton, R (1, 7) OBP: 0.343, SLG: 0.388		B B X 2-0 ② F9			C B B B C X 3-2 ② F9		C F X 0-2 ③ F7			2	0	0	0	0	0	0
13 Will Ohman, L (5, 1) OBP: 1.000, SLG: 1.000										0	0	0	0	0	0	0
Neifi Perez, S (7, PH) OBP: 0.211, SLG: 0.248										1	0	0	0	0	0	0
44 Roberto Novoa, R (7, 1) OBP: 0.333, SLG: 0.667										0	0	0	0	0	0	0
Bob Howry, L (8, 1)										0	0	0	0	0	0	0
5 Ronny Cedeno, R (1, 6) OBP: 0.317, SLG: 0.382		C C B B S 2-3 ③ K			B C B S F B F S 3-3 ③ K			C C F F X 0-2 ① F8		3	0	0	0	0	2	0
Glendon Rusch, L (1, 1) OBP: 0.200, SLG: 0.300			X 0-0 ① G6-3			B C S S X 1-2 ① G4-3		B C C C X 1-2 ② G3		1	0	0	0	0	0	0
David Aardsma, R (4, 1)										0	0	0	0	0	0	0
Freddie Bynum, L (5, 7) OBP: 0.241, SLG: 0.393										2	0	0	0	0	0	0
Inning Stats	R: 1 H: 2 E: 0 LOB: 1 K: 1 BB: 0 S: 18 P: 23	R: 0 H: 0 E: 0 LOB: 0 K: 1 BB: 0 S: 8 P: 14	R: 0 H: 0 E: 0 LOB: 0 K: 0 BB: 0 S: 5 P: 6	R: 0 H: 1 E: 0 LOB: 0 K: 0 BB: 0 S: 10 P: 15	R: 0 H: 0 E: 0 LOB: 0 K: 1 BB: 0 S: 9 P: 16	R: 0 H: 2 E: 0 LOB: 2 K: 0 BB: 0 S: 15 P: 20	R: 0 H: 0 E: 0 LOB: 0 K: 0 BB: 0 S: 13 P: 17	R: 0 H: 0 E: 0 LOB: 0 K: 0 BB: 0 S: 10 P: 12	R: 0 H: 0 E: 0 LOB: 0 K: 1 BB: 0 S: 10 P: 13	1B: 4 SF: 0 2B: 0 SAC: 0 3B: 0 DP: 1 HR: 1 HBP: 0						

TOP

Chicago Cubs @ Cincinnati Reds

Great American Ball Park, Cincinnati, OH

Thu Jun 08 2006, 7:10 PM EDT

Att. 26,057 - Cloudy - 75 F

livebaseballscorecards.com

AB	31
R	1
H	5
RBI	1
BB	0
SO	4
LOB	4

WP: 0 PA: 31
PB: 0
SB: 0
CS: 0

PITCHER		IP	WLS	BF	H	R	ER	SO	BB	IBB	HBP	BLK	WP	HR	S	P	ERA	WHIP
61 Bronson Arroyo, R ERA: 2.31	(1, 1)	7.0	W	25	5	1	1	3	0	0	0	0	0	1	78	111	1.29	0.714
Kent Mercker, L ERA: 6.39	(8, 1)	1.0		3	0	0	0	0	0	0	0	0	0	0	10	12	0.00	0.000
Esteban Yan, R ERA: 5.93	(9, 1)	1.0		3	0	0	0	1	0	0	0	0	0	0	10	13	0.00	0.000

PITCHER	IP	WLS	BF	H	R	ER	SO	BB	IBB	HBP	BLK	WP	HR	S	P	ERA	WHIP

Chicago Cubs @ Cincinnati Reds

Great American Ball Park, Cincinnati, OH

Thu Jun 08 2006, 7:10 PM EDT

Att. 26,057 - Cloudy - 75 F

BOTTOM

Batter	1	2	3	4	5	6	7	8	9	AB	R	H	RBI	BB	SO	LOB
6 Ryan Freel, R (1, 8) OBP: 0.383, SLG: 0.440	S B S B F C 2-3 ① K		X 0-0 HR	B B C X 2-1 S 1B		F B B C F B C 3-3 ③ K		S X 0-1 1-2 3-H 1B		5	1	3	2	0	2	0
Felipe Lopez, S (1, 6) OBP: 0.373, SLG: 0.412	C B B X 2-1 2B 1B		B C B F C 2-3 ① K	1 SAFE B C B B B 4-1 1-2 BB			F C B X 1-2 S 1B	C B B F F S 2-3 ② K		4	1	2	0	1	2	2
Rich Aurilia, R (1, 5) OBP: 0.333, SLG: 0.504	B C B X 2-1 1-H 2B		C B C F B X 2-2 ② G5-3	F F B B X 2-2 ③ F9			B S X 1-1 ① F8 1-2	X 0-0 ③ P3		5	0	1	1	0	0	5
Adam Dunn, L (1, 7) OBP: 0.378, SLG: 0.549	B F 2 SAFE X 1-1 ② F8		C S B B B S 3-3 ③ K		C F C 0-3 ① K		I I I 4-0 G6-4-3 IBB			3	0	0	0	1	2	1
Austin Kearns, R (1, 9) OBP: 0.361, SLG: 0.518	B F B F X 2-2 ③ F7			X 0-0 FC3-6 1B	C F X 0-2 ② F7		B B C B X 3-1 ② ③ G6-4-3 1-2f			4	0	1	0	0	0	3
Scott Hatteberg, L (1, 3) OBP: 0.402, SLG: 0.434		X 0-0 ① L7		C B C D X 2-2 ① FC3-6 4 HR 1-2f	H 1-0 HBP			C B B S F B B 4-2 4 1B 26 SF8 BB		2	2	0	0	1	0	1
4 Brandon Phillips, R (1, 4) OBP: 0.354, SLG: 0.475	C F X 0-2 ② F9			1 SAFE B X 1-0 1-H HR	F S S 0-3 ③ K			B B F C X 2-2 26 SF8 6 1B 26 S 1-3 1B		4	2	2	2	0	1	1
26 David Ross, R (1, 2) OBP: 0.421, SLG: 0.719	S B B F F B B B 4-2 BB			B F B X 2-1 HR		B C B B X 3-1 ① L7		B F S F F B X 2-2 ① SF8 1-3 3-H		2	1	1	2	1	0	0
61 Bronson Arroyo, R (1, 1) OBP: 0.189, SLG: 0.343 Kent Mercker, L (8, 1) Javier Valentin, S (8, PH) OBP: 0.295, SLG: 0.329 Esteban Yan, R (9, 1)	C C B S 1-3 ③ K2-3			B B S B S F S 3-3 ② K		C C B S 1-3 ② K		B S F B B B 4-2 6 1B BB		3 0 0 0	0 0 0 0	0 0 0 0	0 0 0 0	3 0 1 0	1 0 0 0	1 0 0 0
Inning Stats	R: 1 H: 2 E: 0 LOB: 1 K: 1 BB: 0 S: 13 P: 22	R: 0 H: 0 E: 0 LOB: 1 K: 1 BB: 1 S: 10 P: 15	R: 1 H: 1 E: 0 LOB: 0 K: 2 BB: 0 S: 11 P: 18	R: 3 H: 4 E: 0 LOB: 2 K: 1 BB: 1 S: 17 P: 33	R: 0 H: 0 E: 0 LOB: 1 K: 2 BB: 0 S: 9 P: 10	R: 0 H: 0 E: 0 LOB: 0 K: 2 BB: 0 S: 9 P: 16	R: 0 H: 1 E: 0 LOB: 1 K: 0 BB: 1 S: 7 P: 16	R: 2 H: 2 E: 0 LOB: 2 K: 1 BB: 2 S: 20 P: 34		1B: 6 SF: 1 2B: 1 SAC: 0 3B: 0 DP: 1 HR: 3 HBP: 1						

livebaseballscorecards.com

AB	32
R	7
H	10
RBI	7
BB	5
SO	10
LOB	14

WP: 0 PA: 39
PB: 0
SB: 3
CS: 0

PITCHER		IP	WLS	BF	H	R	ER	SO	BB	IBB	HBP	BLK	WP	HR	S	P	ERA	WHIP
Glendon Rusch, L ERA: 7.29	(1, 1)	3.2	L	19	7	5	5	5	1	0	0	0	0	3	47	78	12.27	2.182
David Aardsma, R ERA: 7.36	(4, 1)	0.1		2	0	0	0	0	1	0	0	0	0	0	4	10	0.00	3.000
13 Will Ohman, L ERA: 4.39	(5, 1)	2.0		7	0	0	0	4	0	0	1	0	0	0	18	26	0.00	0.000
44 Roberto Novoa, R ERA: 4.88	(7, 1)	1.1		8	2	2	2	0	2	1	0	0	0	0	20	41	13.50	3.000
Bob Howry, R ERA: 2.22	(8, 1)	0.2		3	1	0	0	1	0	0	0	0	0	0	7	9	0.00	1.500

PITCHER	IP	WLS	BF	H	R	ER	SO	BB	IBB	HBP	BLK	WP	HR	S	P	ERA	WHIP

Batter	1	2	3	4	5	6	7	8	9	AB	R	H	RBI	BB	SO	LOB
1 Tony Womack, L (1, 4) OBP: 0.359, SLG: 0.397	P6		K		F9		FC4-6 1B		SH5-3	4	0	1	0	0	1	0
Juan Pierre, L (1, 8) OBP: 0.277, SLG: 0.295	G4-3		L7		E2		FC4-6 1B 16 2B		G3	5	1	0	0	0	0	3
Todd Walker, L (1, 3) OBP: 0.380, SLG: 0.405	P4		F9		F8		16 2B 1B		BB	4	1	1	1	1	0	1
16 Aramis Ramirez, R (1, 5) OBP: 0.305, SLG: 0.451		G5-3		1B 24 SF9 2B	G6-3		1-H 3-H 2B		G1-4-3	5	1	2	2	0	0	3
Jacque Jones, L (1, 9) OBP: 0.343, SLG: 0.538		5 1B 24 2B 1B		BB 2-3 1B		G4-3	K			4	1	2	0	0	1	1
5 Ronny Cedeno, R (1, 6) OBP: 0.320, SLG: 0.384		24 2B 1B	P6			24 CS 1B		K		4	1	2	0	0	1	2
Freddie Bynum, L (1, 7) OBP: 0.246, SLG: 0.379		F7		1-2 BB		F8		24 G5-4-3 1B		2	0	0	0	1	0	3
47 Scott Eyre, L (6, 1)										0	0	0	0	0	0	0
Bob Howry, L (7, 1) OBP: 1.000, SLG: 1.000										1	0	1	0	0	0	0
46 Ryan Dempster, R (9, 1)										0	0	0	0	0	0	0
24 Henry Blanco, R (1, 2) OBP: 0.214, SLG: 0.167		1-H 2-H 2B		SF9 3-H		CS 1-2	FC4-6 1 1B 1B	G5-4-3 1-2f		3	1	2	3	0	0	1
Greg Maddux, R (1, 1) OBP: 0.185, SLG: 0.192		K		K			F8		G3 1 SH5-3 1B	2	0	0	0	0	2	3
19 Matt Murton, R (6, 7) OBP: 0.345, SLG: 0.389										2	0	1	0	0	0	1
Inning Stats	R: 0 E: 0 K: 0 S: 6 H: 0 LOB: 0 BB: 0 P: 9	R: 2 E: 0 K: 1 S: 12 H: 3 LOB: 1 BB: 0 P: 16	R: 0 E: 0 K: 1 S: 12 H: 0 LOB: 0 BB: 0 P: 20	R: 1 E: 0 K: 1 S: 14 H: 2 LOB: 2 BB: 1 P: 22	R: 0 E: 1 K: 0 S: 7 H: 0 LOB: 1 BB: 0 P: 12	R: 0 E: 0 K: 0 S: 10 H: 1 LOB: 0 BB: 0 P: 16	R: 3 E: 0 K: 1 S: 20 H: 4 LOB: 1 BB: 0 P: 28	R: 0 E: 0 K: 1 S: 8 H: 1 LOB: 0 BB: 0 P: 10	R: 0 E: 0 K: 0 S: 9 H: 1 LOB: 2 BB: 1 P: 18	1B: 9 2B: 3 3B: 0 HR: 0	SF: 1 SAC: 1 DP: 1 HBP: 0						

TOP

Chicago Cubs @ Cincinnati Reds

Great American Ball Park, Cincinnati, OH

Fri Jun 09 2006, 7:10 PM EDT
Att. 41,065 - Partly Cloudy - 80 F

livebaseballscorecards.com

AB	36
R	6
H	12
RBI	6
BB	2
SO	5
LOB	18

WP: 0 PB: 0 SB: 1 CS: 1 PA: 41

PITCHER		IP	WLS	BF	H	R	ER	SO	BB	IBB	HBP	BLK	WP	HR	S	P	ERA	WHIP
54 Elizardo Ramirez, R ERA: 4.02	(1, 1)	6.0	L	25	6	3	3	3	1	0	0	0	0	0	61	95	4.50	1.167
Chris Hammond, L ERA: 5.4	(7, 1)	1.0		7	4	3	3	1	0	0	0	0	0	0	20	28	27.00	4.000
Rick White, R ERA: 6.66	(8, 1)	1.0		3	1	0	0	1	0	0	0	0	0	0	8	10	0.00	1.000
Kent Mercker, L ERA: 6.08	(9, 1)	0.2		4	1	0	0	0	1	0	0	0	0	0	6	13	0.00	3.000
Esteban Yan, R ERA: 5.86	(9, 1)	0.1		1	0	0	0	0	0	0	0	0	0	0	3	5	0.00	0.000

PITCHER	IP	WLS	BF	H	R	ER	SO	BB	IBB	HBP	BLK	WP	HR	S	P	ERA	WHIP

BOTTOM

Batter	1	2	3	4	5	6	7	8	9	AB	R	H	RBI	BB	SO	LOB
Felipe Lopez, S (1, 6) OBP: 0.373, SLG: 0.412	C F B B F S 2-3 K ①		C B B X 2-1 G4-3 ③			B X 1-0 CS 1B 2-3	B F B B C X 3-2 1B 1-3 3-H		F S D B B C 3-3 K ①	5	0	2	1	0	2	3
4 Brandon Phillips, R (1, 4) OBP: 0.345, SLG: 0.462	X 0-0 L1 ②			C X 0-1 G5-3 ①		C X 0-1 L9 ①	C X 0-1 P3 ③		B X 1-0 L5 ②	5	0	0	0	0	0	7
Ken Griffey Jr., L (1, 8) OBP: 0.347, SLG: 0.556	C F X 0-2 G4-3 ③			F B S B X 2-2 L9 ②		B F B T B F F F F 4-2 B BB 1-2 ②		B X 1-0 G6-3 ①	X 0-0 G4-3 ③	4	0	0	0	1	0	3
Rich Aurilia, R (1, 5)		C B S C 1-3 K ①		F X 0-1 G6-3 ③		B X 1-0 L4 ③		C X 0-1 F9 ②		4	0	0	0	0	1	2
Scott Hatteberg, L (1, 3) OBP: 0.399, SLG: 0.449		B C B F X 2-2 G4-3 ②			B B C F X 2-2 HR		C X 0-1 F7 ①	B B B C C T 3-2 K ③		4	1	1	1	0	1	0
Adam Dunn, L (1, 7) OBP: 0.384, SLG: 0.563		B S B X 2-1 HR			F B X 1-1 G4-3 ①		B C B B S B 4-2 1B 1B BB		B B C B B 4-1 26 1B BB 6 BB BB	2	3	1	1	2	0	0
Austin Kearns, R (1, 9) OBP: 0.361, SLG: 0.516 22 Eric Milton, L (7, PR) OBP: 0.188, SLG: 0.375 Rick White, R (8, 1) Kent Mercker, L (9, 1) Esteban Yan, R (9, 1) 26 David Ross, R (9, PH) OBP: 0.429, SLG: 0.723		B B X 2-0 F9 ③			C B B S X 2-2 G4-3 ②		B B X 2-0 1B 1B 1-2 1B		F X 0-1 6 BB BB 1-2 1B	3 0 0 0 0 1	0 1 0 0 0 0	1 0 0 0 0 1	0 0 0 0 0 0	0 0 0 0 0 0	0 0 0 0 0 0	0 0 0 0 0 0
Javier Valentin, S (1, 2) OBP: 0.303, SLG: 0.330 Quinton McCracken, S (9, PR) OBP: 0.239, SLG: 0.262			C B X 1-1 G1-4-3 ①		B X 1-0 F7 ③		C B X 1-1 1B 1B 1-3 2-H		B B C F F F F F B 4-2 B 6 BB 1-2 2-3 BB	3 0	0 0	1 0	1 0	1 0	0 0	0 0
54 Elizardo Ramirez, S (1, 1) OBP: 0.143, SLG: 0.143 Ray Olmedo, S (6, PH) OBP: 0.455, SLG: 0.500 Chris Hammond, L (7, 1) 6 Ryan Freel, R (7, PH) OBP: 0.385, SLG: 0.437 (8, 9)			X 0-0 F8 ②			F B B X 2-1 1B 2B	B C S B S 2-3 K ②		B C B F F B F F B 4-2 1-2 2-3 3-H BB	1 1 0 1	0 0 0 0	0 1 0 1	0 0 0 1	0 0 0 1	0 0 0 1	0 0 0 2
Inning Stats	R: 0 E: 0 K: 1 S: 8 H: 0 LOB: 0 BB: 0 P: 10	R: 1 E: 0 K: 1 S: 9 H: 1 LOB: 0 BB: 0 P: 16	R: 0 E: 0 K: 0 S: 5 H: 0 LOB: 0 BB: 0 P: 8	R: 0 E: 0 K: 0 S: 7 H: 0 LOB: 0 BB: 0 P: 9	R: 1 E: 0 K: 0 S: 9 H: 1 LOB: 0 BB: 0 P: 15	R: 0 E: 0 K: 0 S: 12 H: 2 LOB: 2 BB: 1 P: 20	R: 2 E: 0 K: 1 S: 15 H: 3 LOB: 2 BB: 1 P: 27	R: 0 E: 0 K: 1 S: 6 H: 0 LOB: 0 BB: 0 P: 10	R: 1 E: 0 K: 1 S: 19 H: 1 LOB: 3 BB: 3 P: 35	1B: 5 2B: 1 3B: 0 HR: 2	SF: 0 SAC: 0 DP: 0 HBP: 0					

PITCHER		IP	WLS	BF	H	R	ER	SO	BB	IBB	HBP	BLK	WP	HR	S	P	ERA	WHIP
Greg Maddux, R ERA: 4.09	(1, 1)	5.1	W	20	4	2	2	2	0	0	0	0	0	2	43	66	3.38	0.750
47 Scott Eyre, L ERA: 2.3	(6, 1)	1.0	H	6	2	2	2	0	2	0	0	0	0	0	14	26	18.00	4.000
Bob Howry, R ERA: 2.1	(7, 1)	1.2	H	6	1	0	0	2	0	0	0	0	0	0	14	23	0.00	0.600
46 Ryan Dempster, R ERA: 3.49	(9, 1)	1.0	S	7	1	1	1	1	3	0	0	0	0	0	19	35	9.00	4.000

PITCHER	IP	WLS	BF	H	R	ER	SO	BB	IBB	HBP	BLK	WP	HR	S	P	ERA	WHIP

Chicago Cubs @ Cincinnati Reds

Great American Ball Park, Cincinnati, OH

Fri Jun 09 2006, 7:10 PM EDT

Att. 41,065 - Partly Cloudy - 80 F

livebaseballscorecards.com

AB	34
R	5
H	8
RBI	5
BB	5
SO	5
LOB	17

WP: 0 PB: 0 SB: 0 CS: 1 PA: 39

Batter	1	2	3	4	5	6	7	8	9	AB	R	H	RBI	BB	SO	LOB
Juan Pierre, L (1, 8) OBP: 0.279, SLG: 0.301	B C T F S 1-3 K ①		C X 0-1 2B ②		L B X 1-1 FC6-4 ② 1-2f		B B C F X 2-2 BB HR 1B 2-3	B X 1-0 G5-3 ③		5	1	2	0	0	1	1
Todd Walker, L (1, 4) OBP: 0.376, SLG: 0.397 46 Ryan Dempster, R (9, 1)	F C X 0-2 G4-3 ②	B F F F F B X 2-2 F7 ③			X 0-0 G3 ③		B C F B F F B B 4-2 HR BB 1-2		C B B F C 2-3 K ①	4	1	0	0	1	1	2
										0	0	0	0	0	0	0
Michael Barrett, R (1, 2) OBP: 0.368, SLG: 0.511	B C X 1-1 P3 ③			B F X 1-1 F8 ①		B B B C C F B 4-2 19 FC6-4 BB	B X 1-0 HR 1-H 2-H 3-H		C C B F B B B 4-2 16 BB 1B 19 FC5-2 BB	3	1	1	4	2	0	0
Phil Nevin, R (1, 3) OBP: 0.306, SLG: 0.417		B B B C F X 3-2 F9 ①		F S C 0-3 K ②		C X 0-1 F7 ①	C B X 1-1 19 BB 16 1B 1B		B F B S X 2-2 19 FC5-2 16 BB 1B 1-2	5	0	2	0	0	1	1
16 Aramis Ramirez, R (1, 5) OBP: 0.315, SLG: 0.459		B C S S X 1-2 2B		B S S S B H 3-2 19 1B HBP		F B 1 SAFE 1 SAFE C T 1-2 K ②	C F X 0-2 19 BB 1B 1-2		B B B B 4-0 19 FC5-2 BB 1-2 2-3	3	0	2	0	1	1	1
19 Matt Murton, R (1, 7) OBP: 0.346, SLG: 0.386		F F B F X 1-2 F8 ②		B X 1-0 1B 1-2		C X 0-1 FC6-4 ③ 1-2f	D D C D B 4-1 BB 1-2 2-3		C X 0-1 FC5-2 ② 1-2 2-3 3-Hf	4	0	1	0	1	0	5
Jacque Jones, L (1, 9) OBP: 0.335, SLG: 0.524		D S C T 1-2 K ③		X 0-0 P5 ③			C B B B X 2-2 F8 ① 2-3 K ③		X 0-0 G4-3 ③	5	0	0	0	0	2	9
Neifi Perez, S (1, 6) OBP: 0.212, SLG: 0.248			B F F F F S 1-3 K ①		F S F S 0-3 K ①		B X 1-0 1B 38 SH3 HR 1B	B F X 1-1 L6 ①		4	1	1	0	0	2	0
38 Carlos Zambrano, S (1, 1) OBP: 0.103, SLG: 0.185 Bob Howry, L (8, 1) OBP: 1.000, SLG: 1.000 1 Tony Womack, L (9, 4) OBP: 0.359, SLG: 0.397			C B F B S 2-3 K ②		B S B B B 4-1 FC6-4 BB		L X 0-1 SH3 ② 1-2	F F B B C 2-3 K ②		2	0	0	0	1	2	0
										0	0	0	0	0	0	0
										0	0	0	0	0	0	0

TOP

Chicago Cubs @ Cincinnati Reds

Great American Ball Park, Cincinnati, OH

Sat Jun 10 2006, 6:10 PM EDT
Att. 34,141 - Cloudy - 60 F

livebaseballscorecards.com

AB	35
R	4
H	9
RBI	4
BB	6
SO	10
LOB	19

Inning Stats	1	2	3	4	5	6	7	8	9
	R: 0 E: 0 K: 1 S: 10	R: 0 E: 0 K: 1 S: 13	R: 0 E: 0 K: 2 S: 15	R: 0 E: 0 K: 1 S: 9	R: 0 E: 0 K: 1 S: 8	R: 0 E: 0 K: 1 S: 10	R: 4 E: 0 K: 1 S: 23	R: 0 E: 0 K: 1 S: 6	R: 0 E: 0 K: 1 S: 12
	H: 0 LOB: 0 BB: 0 P: 12	H: 1 LOB: 1 BB: 0 P: 19	H: 1 LOB: 1 BB: 0 P: 20	H: 1 LOB: 2 BB: 0 P: 14	H: 0 LOB: 1 BB: 1 P: 13	H: 0 LOB: 1 BB: 1 P: 15	H: 5 LOB: 3 BB: 2 P: 40	H: 0 LOB: 0 BB: 0 P: 10	H: 1 LOB: 3 BB: 2 P: 24

| | | | | | | | | | |

BOTTOM

Chicago Cubs @ Cincinnati Reds

Great American Ball Park, Cincinnati, OH

Sat Jun 10 2006, 6:10 PM EDT

Att. 34,141 - Cloudy - 60 F

Batter	1	2	3	4	5	6	7	8	9	AB	R	H	RBI	BB	SO	LOB
Felipe Lopez, S (1, 6) OBP: 0.377, SLG: 0.415	F7		F7		4 FC6-4 BB		BB		4 1B 2B	3	1	1	0	2	0	0
4 Brandon Phillips, R (1, 4) OBP: 0.342, SLG: 0.455	K		G3		FC6-4 1-2f		F9		2-H 1B	5	0	1	1	0	1	3
Ken Griffey Jr., L (1, 8) OBP: 0.355, SLG: 0.583	2B			F8 BB BB		G6-3		HR	L8	4	1	2	1	1	0	1
Rich Aurilia, R (1, 5) OBP: 0.314, SLG: 0.472	P3			F8		P5		B1	F7	5	0	0	0	0	0	3
Adam Dunn, L (1, 7) OBP: 0.386, SLG: 0.557		F7		1-2 BB		BB		G4-3		2	0	0	0	2	0	0
Scott Hatteberg, L (1, 3) OBP: 0.401, SLG: 0.447		26 FC6-4 BB		F8 2-3		G6-3		26 WP BB 1B		3	0	1	0	1	0	3
Austin Kearns, R (1, 9) OBP: 0.359, SLG: 0.509		K		F9			F7	1-2 26 WP BB		3	0	0	0	1	1	3
26 David Ross, R (1, 2) OBP: 0.407, SLG: 0.681		FC6-4 1-2f			K		G5-3	1-2 2-3		4	0	0	0	0	2	3
Brandon Claussen, R (1, 1) OBP: 0.100, SLG: 0.100 Esteban Yan, R (7, 1) Quinton McCracken, S (7, PH) OBP: 0.255, SLG: 0.326 Joe Mays, S (8, 1) 25 David Weathers, R (9, 1) Ray Olmedo, S (9, PH) OBP: 0.417, SLG: 0.455			G5-3		K		3B		F8	2 0 1 0 0 0 1	0 0 0 0 0 0 0	0 0 1 0 0 0 0	0 0 0 0 0 0 0	0 0 0 0 0 0 0	1 0 0 0 0 0 0	0 0 0 0 0 0 0
Inning Stats	R: 0 H: 1 E: 0 LOB: 1 K: 1 BB: 0 S: 6 P: 8	R: 0 H: 0 E: 0 LOB: 1 K: 1 BB: 1 S: 8 P: 16	R: 0 H: 0 E: 0 LOB: 0 K: 0 BB: 0 S: 11 P: 15	R: 0 H: 0 E: 0 LOB: 2 K: 0 BB: 2 S: 6 P: 17	R: 0 H: 0 E: 0 LOB: 1 K: 2 BB: 1 S: 11 P: 20	R: 0 H: 0 E: 0 LOB: 1 K: 0 BB: 1 S: 5 P: 11	R: 0 H: 1 E: 0 LOB: 2 K: 0 BB: 1 S: 11 P: 22	R: 1 H: 2 E: 0 LOB: 2 K: 1 BB: 1 S: 17 P: 28	R: 1 H: 2 E: 0 LOB: 1 K: 0 BB: 0 S: 10 P: 17	1B: 2 2B: 2 3B: 1 HR: 1	SF: 0 SAC: 0 DP: 0 HBP: 0					

livebaseballscorecards.com

AB	33
R	2
H	6
RBI	2
BB	7
SO	5
LOB	16

WP: 1 PA: 40
PB: 0
SB: 0
CS: 0

PITCHER	IP	WLS	BF	H	R	ER	SO	BB	IBB	HBP	BLK	WP	HR	S	P	ERA	WHIP
38 Carlos Zambrano, R (1, 1) ERA: 2.93	7.2	W	33	4	1	1	4	6	0	0	0	0	1	69	126	1.17	1.304
Bob Howry, R (8, 1) ERA: 2.08	0.1	H	2	0	0	0	1	1	0	0	0	1	0	6	11	0.00	3.000
46 Ryan Dempster, R (9, 1) ERA: 3.68	1.0	S	5	2	1	1	0	0	0	0	0	0	0	10	17	9.00	2.000

PITCHER	IP	WLS	BF	H	R	ER	SO	BB	IBB	HBP	BLK	WP	HR	S	P	ERA	WHIP

Batter	1	2	3	4	5	6	7	8	9	AB	R	H	RBI	BB	SO	LOB
Juan Pierre, L (1, 8) OBP: 0.282, SLG: 0.303	B3			K		G4-3 1B	FC6	FC6 1B		5	0	2	1	0	1	1
Todd Walker, L (1, 4) OBP: 0.368, SLG: 0.388	L9			F9		L4	G3	FC6		5	0	0	0	0	0	4
Michael Barrett, R (1, 2) OBP: 0.364, SLG: 0.503	K			L6		G4-3		HR 1B	G5-3	5	1	1	0	0	1	1
Phil Nevin, R (1, 3) OBP: 0.303, SLG: 0.426		G5-3			G6-3	K		HR	K	5	1	1	2	0	2	1
19 Matt Murton, R (1, 7) OBP: 0.347, SLG: 0.387		F8			5 1B 1B		L6	5 HR 1B	G6-3	5	2	2	0	0	0	0
Jacque Jones, L (1, 9) OBP: 0.333, SLG: 0.518		K			5 E SF9 5 1B 1B		G6-3	L9		4	1	1	0	0	1	1
5 Ronny Cedeno, R (1, 6) OBP: 0.328, SLG: 0.402			F9		E7 SF9 1B		HR BB			3	2	2	3	1	0	0
Neifi Perez, S (1, 5) OBP: 0.222, SLG: 0.295			F7		SF9					3	2	2	3	0	0	0
49 Carlos Marmol, R (1, 1) Freddie Bynum, L (7, PH) OBP: 0.258, SLG: 0.390 David Aardsma, R (7, 1) 13 Will Ohman, L (7, 1) OBP: 1.000, SLG: 1.000 John Mabry, L (8, PH) OBP: 0.261, SLG: 0.268 47 Scott Eyre, L (8, 1) 44 Roberto Novoa, R (9, 1) OBP: 0.333, SLG: 0.667			K		F8		FC6 1B		F9	2 1 0 0 1 0 0 0	0 0 0 0 0 0 0 0	0 1 0 0 0 0 0 0	0 0 0 0 0 0 0 0	0 0 0 0 0 0 0 0	1 0 0 0 0 0 0 0	1 0 0 0 1 0 0 0
Inning Stats	R: 0 E: 0 K: 1 S: 8 H: 0 LOB: 0 BB: 0 P: 11	R: 0 E: 0 K: 1 S: 9 H: 0 LOB: 0 BB: 0 P: 12	R: 0 E: 0 K: 1 S: 10 H: 0 LOB: 0 BB: 0 P: 14	R: 0 E: 0 K: 1 S: 7 H: 0 LOB: 0 BB: 0 P: 9	R: 2 E: 1 K: 0 S: 11 H: 3 LOB: 1 BB: 0 P: 16	R: 0 E: 0 K: 1 S: 10 H: 1 LOB: 1 BB: 0 P: 14	R: 2 E: 0 K: 0 S: 19 H: 2 LOB: 2 BB: 1 P: 31	R: 5 E: 0 K: 0 S: 20 H: 6 LOB: 1 BB: 0 P: 29	R: 0 E: 0 K: 1 S: 10 H: 0 LOB: 0 BB: 0 P: 13	1B: 8 2B: 1 3B: 0 HR: 3	SF: 1 SAC: 0 DP: 0 HBP: 0						

TOP

Chicago Cubs @ Cincinnati Reds

Great American Ball Park, Cincinnati, OH

Sun Jun 11 2006, 1:15 PM EDT

Att. 27,250 - Overcast - 62 F

livebaseballscorecards.com

AB	39
R	9
H	12
RBI	9
BB	1
SO	6
LOB	10

WP: 0 PB: 0 SB: 0 CS: 0 PA: 41

PITCHER		IP	WLS	BF	H	R	ER	SO	BB	IBB	HBP	BLK	WP	HR	S	P	ERA	WHIP
22 Eric Milton, L ERA: 4.1	(1, 1)	7.0	L	29	6	4	3	5	1	0	0	0	0	1	74	107	3.86	1.000
25 David Weathers, R ERA: 4.35	(8, 1)	0.0		3	3	3	3	0	0	0	0	0	0	1	3	4	∞	∞
Chris Hammond, L ERA: 5.96	(8, 1)	1.0		6	3	2	2	0	0	0	0	0	0	1	17	25	18.00	3.000
Rick White, R ERA: 6.39	(9, 1)	1.0		3	0	0	0	1	0	0	0	0	0	0	10	13	0.00	0.000

PITCHER	IP	WLS	BF	H	R	ER	SO	BB	IBB	HBP	BLK	WP	HR	S	P	ERA	WHIP

BOTTOM

Batter	1	2	3	4	5	6	7	8	9	AB	R	H	RBI	BB	SO	LOB
6 Ryan Freel, R (1, 5) OBP: 0.380, SLG: 0.427	B C F B B F S 3-3 K ①		C S B X 1-2 F9 ②		C B B C 2-3 K ③		C H 1-1 1-2 HBP		C B B S S 2-3 K ③	4	0	0	0	0	3	1
Felipe Lopez, S (1, 6) OBP: 0.375, SLG: 0.410	C F X 0-2 G3-1 ②		B C D F F F F S 2-3 K ③			B B B C B 4-1 S BB	C B D B X 3-1 F7 ③			3	0	0	0	1	1	3
Ken Griffey Jr., L (1, 8) OBP: 0.346, SLG: 0.566	C T B X 1-2 G4-3 ③			F B F S 1-3 K ①		B C B X 2-1 F7 ①		X 0-0 F7 ①		4	0	0	0	0	1	1
Adam Dunn, L (1, 7) OBP: 0.387, SLG: 0.568		B C X 1-1 G6-3 ①		B S B B B 4-1 BB		C B 1 SAFE C S 1-3 1-2 K ②		B B F B X 3-1 HR		3	1	1	1	1	1	1
Austin Kearns, R (1, 9) OBP: 0.357, SLG: 0.509		B B C X 2-1 G4-3 2B		C C F S 0-3 K ②		C B B X 2-1 F9 ③		C C B B B X 3-2 G1-3 ②		4	0	1	0	0	1	2
Scott Hatteberg, L (1, 3) OBP: 0.398, SLG: 0.442		C B X 1-1 2-3 G4-3 ②		B C X 1-1 G4-3 ③			B C C F F B B F F 3-2 X L9 ①	C F B B X 2-2 1B		4	0	1	0	0	0	2
4 Brandon Phillips, R (1, 4) OBP: 0.340, SLG: 0.466	C F X 0-2 G4-3 ③				C B S F X 1-2 F8 ①		S B X 1-1 HR	S B F D F D F X 3-2 L7 ③		4	1	1	1	0	0	2
26 David Ross, R (1, 2) OBP: 0.424, SLG: 0.718			C C F B B B B B 4-2 22 SH1-4 BB		F S X 0-2 HR		B S S S B B B 4-2 6 HBP BB		C S X 0-2 G6-3 ①	2	1	1	1	2	0	0
22 Eric Milton, L (1, 1) OBP: 0.175, SLG: 0.353 Quinton McCracken, S (7, PH) OBP: 0.250, SLG: 0.318 25 David Weathers, R (8, 1) Chris Hammond, L (8, 1) Rick White, R (9, 1) Ray Olmedo, S (9, PH) OBP: 0.385, SLG: 0.417			C B X 1-1 1-2 SH1-4 ①		C S S 0-3 K ②		S B F F F X 1-2 P4 ②		C F B X 1-2 F7 ②	1 1 0 0 0 1	0 0 0 0 0 0	0 0 0 0 0 0	0 0 0 0 0 0	0 0 0 0 0 0	1 0 0 0 0 0	0 1 0 0 0 0
Inning Stats	R: 0 E: 0 K: 1 S: 11 H: 0 LOB: 0 BB: 0 P: 15	R: 0 E: 0 K: 0 S: 9 H: 1 LOB: 1 BB: 0 P: 13	R: 0 E: 0 K: 1 S: 14 H: 0 LOB: 1 BB: 1 P: 22	R: 0 E: 0 K: 2 S: 10 H: 0 LOB: 1 BB: 1 P: 16	R: 1 E: 0 K: 2 S: 13 H: 1 LOB: 0 BB: 0 P: 16	R: 0 E: 0 K: 1 S: 8 H: 0 LOB: 1 BB: 1 P: 17	R: 1 E: 0 K: 0 S: 18 H: 1 LOB: 2 BB: 1 P: 31	R: 1 E: 0 K: 0 S: 14 H: 2 LOB: 1 BB: 0 P: 25	R: 0 E: 0 K: 1 S: 9 H: 0 LOB: 0 BB: 0 P: 12	1B: 1 2B: 1 3B: 0 HR: 3	SF: 0 SAC: 1 DP: 0 HBP: 1		WP: 0 PB: 0 SB: 1 CS: 0	PA: 37			

PITCHER		IP	WLS	BF	H	R	ER	SO	BB	IBB	HBP	BLK	WP	HR	S	P	ERA	WHIP
49 Carlos Marmol, R ERA: 0.9	(1, 1)	6.0	W	23	2	1	1	7	3	0	0	0	0	1	65	99	1.50	0.833
David Aardsma, R ERA: 7.71	(7, 1)	0.2	H	5	1	1	1	0	1	0	1	0	0	1	16	26	13.50	3.000
13 Will Ohman, L ERA: 4.33	(7, 1)	0.1	H	1	0	0	0	0	0	0	0	0	0	0	2	5	0.00	0.000
47 Scott Eyre, L ERA: 2.51	(8, 1)	1.0		5	2	1	1	0	0	0	0	0	0	1	14	25	9.00	2.000
44 Roberto Novoa, R ERA: 4.71	(9, 1)	1.0		3	0	0	0	1	0	0	0	0	0	0	9	12	0.00	0.000

PITCHER	IP	WLS	BF	H	R	ER	SO	BB	IBB	HBP	BLK	WP	HR	S	P	ERA	WHIP

Chicago Cubs @ Cincinnati Reds

Great American Ball Park, Cincinnati, OH

Sun Jun 11 2006, 1:15 PM EDT

Att. 27,250 - Overcast - 62 F

livebaseballscorecards.com

AB	31
R	3
H	5
RBI	3
BB	4
SO	8
LOB	13

Milwaukee Brewers @ Cincinnati Reds

Great American Ball Park, Cincinnati, OH

Mon Jun 12 2006, 7:10 PM EDT
Att. 19,279 - Partly Cloudy - 75 F

TOP

livebaseballscorecards.com

Batter	1	2	3	4	5	6	7	8	9	AB	R	H	RBI	BB	SO	LOB
23 Rickie Weeks Jr., R (1, 4) OBP: 0.386, SLG: 0.434	3-2 2 S 1B		1-3 ① K		1-0 WP 2 HBP SF8 1B	C G5-3 ③		3-2 2 FC6-4 1B 1-2 2-H		5	1	3	1	0	1	0
2 Bill Hall, R (1, 6) OBP: 0.326, SLG: 0.605	3-3 ① K 1-2		1-2 ② F9		1-1 SF8 WP 28 SF7 HBP 1-2		3-1 ① L6	2-1 ③ FC6-4 1-2f		4	1	0	0	0	1	3
Geoff Jenkins, L (1, 9) OBP: 0.317, SLG: 0.391	4-2 G3-6-3 BB		2-2 ③ K		4-2 SF8 BB 1-2 2-3		1-3 ② K		2-3 ① K	3	0	0	0	2	3	0
Carlos Lee, R (1, 7) OBP: 0.348, SLG: 0.581	2-2 ② ③ G3-6-3 1-2f			1-1 HR	1-2 ① SF8 1-2 2-3 3-H		1-0 ③ G1-3		1-0 ② G5-3	4	1	1	2	0	0	2
28 Prince Fielder, L (1, 3) OBP: 0.352, SLG: 0.527		0-2 47 E 1B		1-0 ① F8	0-0 ② SF7 3-H			1-2 HR	2-2 ③ G4-3	4	1	2	2	0	0	0
47 Corey Koskie, L (1, 5) OBP: 0.353, SLG: 0.492		2-2 FC3 1-2		2-1 1B SF9 2B	4-0 IBB			2-2 ① G6-3		3	1	1	0	1	0	1
Damian Miller, R (1, 2) OBP: 0.350, SLG: 0.484		2-3 ① K		2-2 SF9 1B 2-3	2-3 ③ K			2-2 ② F9		4	0	1	0	0	2	4
Brady Clark, R (1, 8) OBP: 0.383, SLG: 0.354		2-3 ② K		2-2 ② SF9 1-2 3-H		1-1 ① L4		2-2 BB 23 1B 1B		3	1	1	1	0	1	2
13 Zach Jackson, L (1, 1) Jeff Cirillo, R (8, PH) OBP: 0.423, SLG: 0.471 Brian Shouse, L (8, 1) Derrick Turnbow, R (9, 1)		2-2 ③ K		0-0 ③ F8		0-0 ② G4-3		4-2 23 1B BB 1-2		3 0 0 0	0 0 0 0	0 0 0 0	0 0 0 0	0 1 0 0	1 0 0 0	3 0 0 0

Inning Stats	1	2	3	4	5	6	7	8	9
	R: 0 H: 1 E: 0 LOB: 1 K: 1 BB: 1 S: 12 P: 24	R: 0 H: 1 E: 1 LOB: 2 K: 3 BB: 0 S: 19 P: 27	R: 0 H: 0 E: 0 LOB: 0 K: 2 BB: 0 S: 9 P: 13	R: 2 H: 3 E: 0 LOB: 1 K: 0 BB: 0 S: 12 P: 20	R: 2 H: 1 E: 0 LOB: 2 K: 1 BB: 2 S: 11 P: 24	R: 0 H: 0 E: 0 LOB: 0 K: 0 BB: 0 S: 5 P: 7	R: 0 H: 0 E: 0 LOB: 0 K: 1 BB: 0 S: 6 P: 11	R: 2 H: 3 E: 0 LOB: 2 K: 0 BB: 1 S: 27 P: 43	R: 0 H: 0 E: 0 LOB: 0 K: 1 BB: 0 S: 8 P: 13

| | | |

BOTTOM

Milwaukee Brewers @ Cincinnati Reds

Great American Ball Park, Cincinnati, OH

Mon Jun 12 2006, 7:10 PM EDT

Att. 19,279 - Partly Cloudy - 75 F

livebaseballscorecards.com

Batter	1	2	3	4	5	6	7	8	9	AB	R	H	RBI	BB	SO	LOB
6 Ryan Freel, R (1, 5) OBP: 0.377, SLG: 0.423	C B B F B F X 3-2 G5-3 ①		C F X 0-2 G6-4-3 ② ③ 1-2f		F B C B X 2-2 P6 ②		X 0-0 1B			4	0	1	0	0	0	1
Felipe Lopez, S (1, 6) OBP: 0.370, SLG: 0.404	B C C C 1-3 K ②			C F S 0-3 K ①	C B B F S 2-3 K ③		1 SAFE 1 SAFE 1 SAFE B P 1 SAFE F S S 2-3 K ③			4	0	0	0	0	4	1
Ken Griffey Jr., L (1, 8) OBP: 0.337, SLG: 0.551	F X 0-1 F8 ③			B X 1-0 F7 ②		S C F F B B X 2-2 G5-3 ①		S X 0-1 G3 ①		4	0	0	0	0	0	0
Rich Aurilia, R (1, 3) OBP: 0.313, SLG: 0.473		B C X 1-1 F8 ①		B X 1-0 2B		B B X 2-0 G6-3 ②		B X 1-0 F7 ②		4	0	1	0	0	0	0
Adam Dunn, L (1, 7) OBP: 0.389, SLG: 0.581		B B C F X 2-2 HR		B X 1-0 F7 ③		X 0-0 1B		B C F X 1-2 G5-3 ③		4	1	2	1	0	0	1
Austin Kearns, R (1, 9) OBP: 0.352, SLG: 0.500		B C S F B B S 3-3 K ②			X 0-0 G4-3 ①	1 SAFE X 0-0 G5-3 ③			F B C B X 2-2 P4 ①	4	0	0	0	0	1	1
4 Brandon Phillips, R (1, 4) OBP: 0.343, SLG: 0.464	S B B F X 2-2 G6-3 ③				C B F X 1-2 26 HR 1B		B S F T 1-2 K ①		C B B B B 4-1 26 S BB	3	1	1	0	1	1	0
26 David Ross, R (1, 2) OBP: 0.427, SLG: 0.787			X 0-0 P4 ①		B X 1-0 1-H HR		B X 1-0 HR		B 1 SAFE S 1 SAFE S 1 SAFE B S 2-3 K ② 1-2	4	2	2	3	0	1	1
39 Aaron Harang, R (1, 1) OBP: 0.228, SLG: 0.228 Jason LaRue, R (5, PH) OBP: 0.280, SLG: 0.345 Joe Mays, S (6, 1) Quinton McCracken, S (7, PH) OBP: 0.245, SLG: 0.311 Kent Mercker, L (8, 1) 56 Todd Coffey, R (8, 1) Chris Hammond, L (9, 1) Scott Hatteberg, L (9, PH) OBP: 0.396, SLG: 0.439			B B B C C X 3-2 6 G6-4-3 1B		B C S B X 2-2 HR		B X 1-0 P4 ②		C C B B B B X 3-2 P6 ③	1 1 0 1 0 0 0 1	0 1 0 0 0 0 0 0	1 1 0 0 0 0 0 0	0 1 0 0 0 0 0 0	0 0 0 0 0 0 0 0	0 0 0 0 0 0 0 0	0 0 0 0 0 0 0 1
Inning Stats	R: 0 H: 0 E: 0 LOB: 0 K: 1 BB: 0 S: 9 P: 13	R: 1 H: 1 E: 0 LOB: 0 K: 1 BB: 0 S: 12 P: 20	R: 0 H: 1 E: 0 LOB: 0 K: 0 BB: 0 S: 7 P: 10	R: 0 H: 1 E: 0 LOB: 1 K: 1 BB: 0 S: 6 P: 9	R: 3 H: 3 E: 0 LOB: 0 K: 1 BB: 0 S: 14 P: 22	R: 0 H: 1 E: 0 LOB: 1 K: 0 BB: 0 S: 8 P: 12	R: 1 H: 2 E: 0 LOB: 1 K: 2 BB: 0 S: 10 P: 14	R: 0 H: 0 E: 0 LOB: 0 K: 0 BB: 0 S: 6 P: 8	R: 0 H: 0 E: 0 LOB: 1 K: 1 BB: 1 S: 10 P: 21	1B: 4 2B: 1 3B: 0 HR: 4	SF: 0 SAC: 0 DP: 1 HBP: 0			WP: 0 PB: 0 SB: 1 CS: 0	PA: 36		

PITCHER		IP	WLS	BF	H	R	ER	SO	BB	IBB	HBP	BLK	WP	HR	S	P	ERA	WHIP
13 Zach Jackson, L ERA: 4.4	(1, 1)	7.0	W	29	9	5	5	6	0	0	0	0	0	4	66	100	6.43	1.286
Brian Shouse, L ERA: 3.97	(8, 1)	1.0	H	3	0	0	0	0	0	0	0	0	0	0	6	8	0.00	0.000
Derrick Turnbow, R ERA: 4.08	(9, 1)	1.0	S	4	0	0	0	1	1	0	0	0	0	0	10	21	0.00	1.000

PITCHER	IP	WLS	BF	H	R	ER	SO	BB	IBB	HBP	BLK	WP	HR	S	P	ERA	WHIP

Batter	1	2	3	4	5	6	7	8	9	AB	R	H	RBI	BB	SO	LOB
23 Rickie Weeks Jr., R (1, 4) OBP: 0.382, SLG: 0.429	1-2 47 1B 1B		1-3 ② K		2-1 ③ P6		3-2 ① F8		2-2 E6 SH2-4 1B	5	1	1	0	0	1	1
Brady Clark, R (1, 8) OBP: 0.385, SLG: 0.361	3-2 ① F7		0-0 1B			1-0 1B 28 G1-2-3 2B	2-2 ② F8		0-0 ① SH2-4 1-2	4	0	2	0	0	0	1
47 Corey Koskie, L (1, 5) OBP: 0.354, SLG: 0.486	SAFE 1-2 3-2 ② 1B		2-2 ③ L4			4-2 2 BB 1B BB	2-1 ③ F8		2-3 ② K	4	1	1	0	1	1	2
Carlos Lee, R (1, 7) OBP: 0.352, SLG: 0.580 Derrick Turnbow, R (9, 1)	2-2 ③ K			2-3 ① K		0-0 2 BB 1-2 2-3 1B		4-1 2 2B WP BB	0-1 2-H 1B	4 0	2 0	2 0	1 0	1 0	2 0	1 0
28 Prince Fielder, L (1, 3) OBP: 0.350, SLG: 0.533		0-0 HR		2-2 ② G4-3		3-2 ①② G1-2-3 3-Hf		0-3 ① K	0-0 ③ G3-1	5	1	1	1	0	1	5
2 Bill Hall, R (1, 6) OBP: 0.329, SLG: 0.606		0-2 ① F9		1-3 ③ K		4-2 1B 1-2 2-3 1B BB		2-0 WP 1-3 2B		3	1	1	0	1	1	0
Geoff Jenkins, L (1, 9) OBP: 0.324, SLG: 0.394		1-3 ② K			1-1 SH5-4 1B	0-0 1B 1-3 2-H 3-H 1B		4-0 WP IBB		3	0	2	2	1	1	0
Damian Miller, R (1, 2) OBP: 0.348, SLG: 0.478		2-3 ③ K			2-3 ① K	1-2 1-3 3-H 1B		2-3 ② K		4	0	1	1	0	3	4
Doug Davis, R (1, 1) OBP: 0.100, SLG: 0.069 Brian Shouse, L (7, 1) 52 Jose Capellan, R (7, 1) Jeff Cirillo, R (8, PH) OBP: 0.418, SLG: 0.465 Dan Kolb, R (8, 1) 18 Gabe Gross, L (9, 7) OBP: 0.307, SLG: 0.474			0-2 ① G6-3		0-1 ② SH5-4 1-2	1-1 ③ F8		3-2 ③ G6-3 1-2 2-3 3-H		2 0 0 1 0 0	0 0 0 0 0 0	0 0 0 0 0 0	0 0 0 0 0 0	0 0 0 0 0 0	0 0 0 0 0 0	2 0 0 2 0 0
Inning Stats	R: 0 E: 0 K: 1 S: 12 H: 2 LOB: 1 BB: 0 P: 21	R: 1 E: 0 K: 2 S: 10 H: 1 LOB: 0 BB: 0 P: 13	R: 0 E: 0 K: 1 S: 11 H: 1 LOB: 1 BB: 0 P: 14	R: 0 E: 0 K: 2 S: 12 H: 0 LOB: 0 BB: 0 P: 17	R: 0 E: 0 K: 1 S: 9 H: 1 LOB: 1 BB: 0 P: 14	R: 3 E: 0 K: 0 S: 18 H: 4 LOB: 2 BB: 2 P: 32	R: 0 E: 0 K: 0 S: 9 H: 0 LOB: 0 BB: 0 P: 16	R: 1 E: 0 K: 2 S: 12 H: 1 LOB: 2 BB: 2 P: 27	R: 1 E: 1 K: 1 S: 10 H: 1 LOB: 1 BB: 0 P: 14	1B: 8 2B: 3 3B: 0 HR: 1 SF: 0 SAC: 2 DP: 1 HBP: 0						

PITCHER		IP	WLS	BF	H	R	ER	SO	BB	IBB	HBP	BLK	WP	HR	S	P	ERA	WHIP
61 Bronson Arroyo, R ERA: 2.51	(1, 1)	7.0	L	30	9	4	4	7	2	0	0	0	0	1	81	127	5.14	1.571
Esteban Yan, R ERA: 6.21	(8, 1)	1.0		6	1	1	1	2	1	1	0	0	1	0	12	27	9.00	2.000
Kent Mercker, L ERA: 6.6	(9, 1)	1.0		5	1	1	0	1	0	0	0	0	0	0	10	14	0.00	1.000

PITCHER	IP	WLS	BF	H	R	ER	SO	BB	IBB	HBP	BLK	WP	HR	S	P	ERA	WHIP

TOP

Milwaukee Brewers @ Cincinnati Reds

Great American Ball Park, Cincinnati, OH

Tue Jun 13 2006, 7:10 PM EDT
Att. 21,829 - Cloudy - 76 F

livebaseballscorecards.com

AB	35
R	6
H	11
RBI	5
BB	4
SO	10
LOB	18

WP: 1 PA: 41
PB: 0
SB: 0
CS: 0

Milwaukee Brewers @ Cincinnati Reds

Great American Ball Park, Cincinnati, OH

Tue Jun 13 2006, 7:10 PM EDT

Att. 21,829 - Cloudy - 76 F

livebaseballscorecards.com

BOTTOM

Batter	1	2	3	4	5	6	7	8	9	AB	R	H	RBI	BB	SO	LOB
4 Brandon Phillips, R (1, 4) OBP: 0.353, SLG: 0.472	2-2 G5-3		0-0 SF8 1-3 2B		4-0 F9 BB		1-1 E1 1B		4-0 G3 1B BB	3	0	2	0	2	0	0
Scott Hatteberg, L (1, 3) OBP: 0.391, SLG: 0.435 6 Ryan Freel, R (9, PR) OBP: 0.377, SLG: 0.423	3-2 F9		0-0 SF8 2-3 3-H		3-1 F9 1-2		2-1 G1-3		1-0 G3 1-2 1B	4	0	1	1	0	0	3
										0	0	0	0	0	0	0
Ken Griffey Jr., L (1, 8) OBP: 0.333, SLG: 0.536	4-1 FC6-4 BB		0-0 F9		2-3 K		2-2 K		0-1 G3 1-2 2-3	4	0	0	0	1	2	6
Rich Aurilia, R (1, 5) OBP: 0.310, SLG: 0.483	2-1 FC6-4 1-2f			0-0 F9		1-2 HR	1-2 F9		1-2 G5-3	5	1	1	1	0	0	5
Adam Dunn, L (1, 7) OBP: 0.391, SLG: 0.593		2-1 F8		2-1 1B		1-0 HR		0-3 K		4	1	2	1	0	1	0
Austin Kearns, R (1, 9) OBP: 0.347, SLG: 0.492		3-2 G5-3		2-3 K		2-0 F7		0-3 K		4	0	0	0	0	2	1
26 David Ross, R (1, 2) OBP: 0.419, SLG: 0.797		3-3 K		3-3 K		3-3 K		1-2 HR		4	1	1	1	0	3	1
Ray Olmedo, S (1, 6) OBP: 0.412, SLG: 0.467			1-2 G4-3		3-2 61 SH5-4 2B	4-2 61 S BB		1-0 F7		3	0	1	0	1	0	0
61 Bronson Arroyo, R (1, 1) OBP: 0.205, SLG: 0.351 Esteban Yan, R (8, 1) Kent Mercker, L (9, 1) Felipe Lopez, S (9, PH) OBP: 0.369, SLG: 0.402			0-0 4 2B SF8 1B		0-0 SH5-4 2-3	2-2 G4-3 1-2			1-3 K2-3	2	1	1	0	0	0	1
										0	0	0	0	0	0	0
										0	0	0	0	0	0	0
										1	0	0	0	0	1	0

Inning Stats	1	2	3	4	5	6	7	8	9
	R: 0 H: 0 E: 0 LOB: 1 K: 0 BB: 1 S: 10 P: 21	R: 0 H: 0 E: 0 LOB: 0 K: 1 BB: 0 S: 10 P: 18	R: 1 H: 2 E: 0 LOB: 1 K: 0 BB: 0 S: 7 P: 8	R: 0 H: 1 E: 0 LOB: 1 K: 2 BB: 0 S: 10 P: 17	R: 0 H: 1 E: 0 LOB: 2 K: 1 BB: 1 S: 11 P: 23	R: 2 H: 2 E: 0 LOB: 1 K: 1 BB: 1 S: 15 P: 28	R: 0 H: 1 E: 1 LOB: 1 K: 1 BB: 0 S: 11 P: 17	R: 1 H: 1 E: 0 LOB: 0 K: 2 BB: 0 S: 10 P: 12	R: 0 H: 1 E: 0 LOB: 3 K: 1 BB: 1 S: 9 P: 16

AB	34
R	4
H	9
RBI	4
BB	4
SO	9
LOB	17

PITCHER		IP	WLS	BF	H	R	ER	SO	BB	IBB	HBP	BLK	WP	HR	S	P	ERA	WHIP	PITCHER	IP	WLS	BF	H	R	ER	SO	BB	IBB	HBP	BLK	WP	HR	S	P	ERA	WHIP
Doug Davis, L ERA: 5.07	(1, 1)	6.0	W	27	6	3	3	5	3	0	0	0	0	2	63	115	4.50	1.500																	
Brian Shouse, L ERA: 3.75	(7, 1)	0.2	H	3	1	0	0	1	0	0	0	0	0	0	8	13	0.00	1.500																	
52 Jose Capellan, R ERA: 4.98	(7, 1)	0.1	H	1	0	0	0	0	0	0	0	0	0	0	3	4	0.00	0.000																	
Dan Kolb, R ERA: 2.82	(8, 1)	1.0	H	4	1	1	1	2	0	0	0	0	0	1	10	12	9.00	1.000																	
Derrick Turnbow, R ERA: 3.94	(9, 1)	1.0	S	5	1	0	0	1	1	0	0	0	0	0	9	16	0.00	2.000																	

	1B	SF	PA	WP	
	2B	SAC		PB	
	3B	DP		SB	
	HR	HBP		CS	

Batter	1	2	3	4	5	6	7	8	9	10	11	AB	R	H	RBI	BB	SO	LOB
23 Rickie Weeks Jr., R (1, 4) OBP: 0.383, SLG: 0.426	C B F S 1-3 K ①		X 0-0 47 F7 HBP 1B		C X 0-1 G5-3 ③			F C X 0-2 F9 ②		B B C B B 4-1 BB		4	0	1	0	1	1	0
Brady Clark, R (1, 8) OBP: 0.385, SLG: 0.356	B F X 1-2 G6-3 ②		1 C H SAFE 1-1 1-2 HBP			C F B B B B 4-2 47 CS BB		C F B X 1-2 G6-3 ③		X 0-0 P3 ③		3	0	0	0	1	0	1
47 Corey Koskie, L (1, 5) OBP: 0.355, SLG: 0.489	C T X 0-2 1B 1B		C B X 1-1 F7 ② 2-3			S B C F B S 2-3 1-2 K ① ②			F B X 1-1 28 G1-3 2 FC5-2 2B		G C G C 0-3 K ①	5	0	2	0	0	2	3
Carlos Lee, R (1, 7) OBP: 0.350, SLG: 0.572	B X 1-0 1-2 1B		C X 0-1 G6-3 ③			C B X 1-1 G4-3 ③			F X 0-1 E6 2 FC5-2 28 G1-3		B C B C B T F X 3-2 L3 ②	5	0	1	0	0	0	3
28 Prince Fielder, L (1, 3) OBP: 0.347, SLG: 0.530	S F B D F S 2-3 K ③			X 0-0 G3 ①			C X 0-1 2B		B B D C X 3-1 1-2 2-3 G1-3 ①		B T X 1-1 P2 ③	5	0	1	0	0	1	4
2 Bill Hall, R (1, 6) OBP: 0.323, SLG: 0.594		C B B F F S 2-3 K ①		B B B C X 3-1 F8 ②			F B F D S 2-3 K ①		B X 1-0 2-3 3-H FC5-2 DI ②			4	0	0	0	0	2	3
Geoff Jenkins, L (1, 9) OBP: 0.323, SLG: 0.392		B X 1-0 G5-4-3 1B ①		B S B F F B F S 3-3 K ③			C C S 0-3 K ②		C F B B B X 3-2 1-2 G3 ③			4	0	1	0	0	2	3
Chad Moeller, R (1, 2) OBP: 0.262, SLG: 0.321		B B B C C X 3-2 1-2f G5-4-3 ② ③			C B F F F B S 2-3 K ①		B F S B B B S 3-3 K ③			X 0-0 G5-3 ①		4	0	0	0	0	2	2
12 Carlos Villanueva, R (1, 1) Brian Shouse, L (7, 1) 18 Gabe Gross, L (8, PH) OBP: 0.303, SLG: 0.468 52 Jose Capellan, R (8, 1) Jeff Cirillo, R (10, PH) OBP: 0.414, SLG: 0.460 Dan Kolb, R (10, 1)			C X 0-1 L1 ①		C C B F S 1-3 K ②			C B F X 1-2 G4-3 ①		X 0-0 F9 ②		2 0 1 0 1 0	0 0 0 0 0 0	0 0 0 0 0 0	0 0 0 0 0 0	1 0 0 0 0 0	0 0 0 0 0 0	0 0 0 0 0 0
Inning Stats	R: 0 E: 0 K: 2 S: 14 H: 2 LOB: 2 BB: 0 P: 19	R: 0 E: 0 K: 1 S: 8 H: 1 LOB: 0 BB: 0 P: 14	R: 0 E: 0 K: 0 S: 8 H: 1 LOB: 2 BB: 0 P: 10	R: 0 E: 0 K: 1 S: 8 H: 0 LOB: 0 BB: 0 P: 14	R: 0 E: 0 K: 2 S: 11 H: 0 LOB: 0 BB: 0 P: 14	R: 0 E: 0 K: 1 S: 8 H: 0 LOB: 0 BB: 1 P: 15	R: 0 E: 0 K: 3 S: 11 H: 1 LOB: 1 BB: 0 P: 16	R: 0 E: 0 K: 0 S: 9 H: 0 LOB: 0 BB: 0 P: 11	R: 0 E: 1 K: 0 S: 10 H: 1 LOB: 2 BB: 0 P: 18	R: 0 E: 0 K: 0 S: 4 H: 0 LOB: 1 BB: 1 P: 8	R: 0 E: 0 K: 1 S: 10 H: 0 LOB: 0 BB: 0 P: 14						

PITCHER		IP	WLS	BF	H	R	ER	SO	BB	IBB	HBP	BLK	WP	HR	S	P	ERA	WHIP
54 Elizardo Ramirez, R ERA: 3.44	(1, 1)	8.0		29	5	0	0	10	1	0	1	0	0	0	77	113	0.00	0.750
56 Todd Coffey, R ERA: 1.73	(9, 1)	2.0		9	1	0	0	0	1	0	0	0	0	0	14	26	0.00	1.000
Chris Hammond, L ERA: 5.47	(11, 1)	1.0	W	3	0	0	0	1	0	0	0	0	0	0	10	14	0.00	0.000

PITCHER	IP	WLS	BF	H	R	ER	SO	BB	IBB	HBP	BLK	WP	HR	S	P	ERA	WHIP

TOP

Milwaukee Brewers @ Cincinnati Reds

Great American Ball Park, Cincinnati, OH

Wed Jun 14 2006, 12:35 PM EDT

Att. 27,720 - Partly Cloudy - 75 F

livebaseballscorecards.com

AB	38
R	0
H	6
RBI	0
BB	2
SO	11
LOB	19

1B: 4	SF: 0	WP: 0	PA: 41
2B: 2	SAC: 0	PB: 0	
3B: 0	DP: 1	SB: 0	
HR: 0	HBP: 1	CS: 1	

Milwaukee Brewers @ Cincinnati Reds

Great American Ball Park, Cincinnati, OH

Wed Jun 14 2006, 12:35 PM EDT
Att. 27,720 - Partly Cloudy - 75 F

livebaseballscorecards.com

BOTTOM

Batter	1	2	3	4	5	6	7	8	9	10	11	AB	R	H	RBI	BB	SO	LOB
6 Ryan Freel, R (1, 9) OBP: 0.378, SLG: 0.428	K		K			2B		E6		P3		5	0	2	0	0	2	0
Felipe Lopez, S (1, 6) OBP: 0.370, SLG: 0.400	S 1B			F8		G5-4-3 BB		P2			K	4	0	1	0	1	1	1
Ken Griffey Jr., L (1, 8) OBP: 0.335, SLG: 0.532	F9			G1-3		K			SH3-4 1B		HR 1B	5	1	2	0	0	1	3
Rich Aurilia, R (1, 5) OBP: 0.314, SLG: 0.484	G6-3			1B		G5-4-3			SH3-4		HR 1B	4	1	2	0	0	0	3
Adam Dunn, L (1, 7) OBP: 0.387, SLG: 0.597		K		P2			K		L8		HR	5	1	1	3	0	2	2
Scott Hatteberg, L (1, 3) OBP: 0.403, SLG: 0.438		4 G5-4-3 1B			BB		4 G6-4-3 BB		IBB			1	0	1	0	3	0	0
4 Brandon Phillips, R (1, 4) OBP: 0.347, SLG: 0.463		G5-4-3			P6		G6-4-3		K			4	0	0	0	0	1	5
Javier Valentin, S (1, 2) OBP: 0.291, SLG: 0.315			G3		F7			P5		L9		4	0	0	0	0	0	1
54 Elizardo Ramirez, S (1, 1) OBP: 0.125, SLG: 0.125			K		G6-3			G4-3		L9		2	0	0	0	0	1	1
Ray Olmedo, S (8, PH) OBP: 0.389, SLG: 0.438												1	0	0	0	0	0	0
56 Todd Coffey, R (9, 1)												0	0	0	0	0	0	0
Austin Kearns, R (10, PH) OBP: 0.346, SLG: 0.490												1	0	0	0	0	0	0
Chris Hammond, L (11, 1)												0	0	0	0	0	0	0
Inning Stats	R: 0 E: 0 K: 1 S: 10 H: 1 LOB: 1 BB: 0 P: 16	R: 0 E: 0 K: 1 S: 8 H: 1 LOB: 0 BB: 0 P: 14	R: 0 E: 0 K: 2 S: 9 H: 0 LOB: 0 BB: 0 P: 14	R: 0 E: 0 K: 0 S: 9 H: 1 LOB: 1 BB: 0 P: 15	R: 0 E: 0 K: 0 S: 5 H: 0 LOB: 1 BB: 1 P: 10	R: 0 E: 0 K: 1 S: 6 H: 1 LOB: 1 BB: 1 P: 10	R: 0 E: 0 K: 1 S: 8 H: 0 LOB: 0 BB: 1 P: 15	R: 0 E: 1 K: 0 S: 11 H: 1 LOB: 1 BB: 0 P: 17	R: 0 E: 0 K: 1 S: 6 H: 1 LOB: 2 BB: 1 P: 11	R: 0 E: 0 K: 0 S: 4 H: 0 LOB: 0 BB: 0 P: 5	R: 3 E: 0 K: 1 S: 12 H: 3 LOB: 0 BB: 0 P: 18	1B: 7 2B: 1 3B: 0 HR: 1	SF: 0 SAC: 1 DP: 3 HBP: 0		WP: 0 PB: 0 SB: 1 CS: 0	PA: 41			

	AB	36
	R	3
	H	9
	RBI	3
	BB	4
	SO	8
	LOB	16

PITCHER		IP	WLS	BF	H	R	ER	SO	BB	IBB	HBP	BLK	WP	HR	S	P	ERA	WHIP
12 Carlos Villanueva, R ERA:	(1, 1)	6.0		22	4	0	0	5	2	0	0	0	0	0	47	79	0.00	1.000
Brian Shouse, L ERA: 3.46	(7, 1)	1.0		3	0	0	0	1	1	0	0	0	0	0	8	15	0.00	1.000
52 Jose Capellan, R ERA: 4.71	(8, 1)	2.0		9	2	0	0	1	0	1	0	0	0	0	17	28	0.00	1.000
Dan Kolb, R ERA: 3.8	(10, 1)	1.1	L	7	3	3	3	1	0	0	0	0	0	1	16	23	20.25	2.250

PITCHER		IP	WLS	BF	H	R	ER	SO	BB	IBB	HBP	BLK	WP	HR	S	P	ERA	WHIP

Chicago White Sox @ Cincinnati Reds

Great American Ball Park, Cincinnati, OH

Fri Jun 16 2006, 7:10 PM EDT

Att. 32,676 - Partly Cloudy - 83 F

livebaseballscorecards.com

TOP

Batter	1	2	3	4	5	6	7	8	9	AB	R	H	RBI	BB	SO	LOB
22 Scott Podsednik, L (1, 7) OBP: 0.344, SLG: 0.366	F8	14 2B 3-H 1B	2-H 3-H 1B		G6-3 1-2f		K			5	1	2	3	0	1	1
Tadahito Iguchi, R (1, 4) OBP: 0.338, SLG: 0.409	E8 23 BB 24 HR 1B	F8	K			L8		1B WP 23 SF8 BB		4	2	1	0	1	1	2
14 Paul Konerko, R (1, 3) OBP: 0.390, SLG: 0.573 Ross Gload, L (6, 3) OBP: 0.229, SLG: 0.304	23 BB 24 HR BB	1-H 2B	L8			E 23 1B 1B		1-3 1B		3 1	2 0	2 1	1 0	1 0	0 0	1 0
23 Jermaine Dye, R (1, 9) OBP: 0.393, SLG: 0.634	24 HR 1-2 2-3 BB	F9		G5-3		E 1-2 1B		SF8 3-H		3	1	1	1	1	0	1
24 Joe Crede, R (1, 5) OBP: 0.333, SLG: 0.487 38 Pablo Ozuna, R (8, 5) OBP: 0.463, SLG: 0.560	1-H 2-H 3-H HR		5 2B 1B 1B	5 1B 2B		F9		F9		5 0	2 0	3 0	4 0	0 0	0 0	3 0
Chris Widger, R (1, 2) OBP: 0.338, SLG: 0.364	P3		5 2B 32 1B 1-2 1B	F8		E5 1-3 2-H		G5-3		5	1	1	0	0	0	3
5 Juan Uribe, R (1, 6) OBP: 0.239, SLG: 0.340	P3		32 1B 22 1B 1-3 2-H 2B	2-H 1B		F8			F9	5	1	2	1	0	0	2
32 Brian Anderson, R (1, 8) OBP: 0.267, SLG: 0.306		SH3-4 22 1B 2B	22 1B WP 2-3 3-H 1B		F7		G6-3		G5-3	5	2	2	1	0	0	0
Freddy Garcia, R (1, 1) OBP: 0.333, SLG: 0.333 8 Alex Cintron, S (9, PH) OBP: 0.302, SLG: 0.396 David Riske, R (9, 1)		SH3-4 2-3	K 1-2		22 G6-3 1B		L9		F7	3 1 0	0 0 0	1 0 0	0 0 0	0 0 0	1 0 0	2 0 0
Inning Stats	R: 4 E: 1 K: 0 S: 18 H: 2 LOB: 0 BB: 2 P: 34	R: 2 E: 0 K: 0 S: 13 H: 3 LOB: 1 BB: 0 P: 20	R: 4 E: 0 K: 2 S: 16 H: 5 LOB: 1 BB: 0 P: 22	R: 0 E: 0 K: 0 S: 9 H: 2 LOB: 2 BB: 0 P: 15	R: 0 E: 0 K: 0 S: 6 H: 1 LOB: 0 BB: 0 P: 11	R: 1 E: 1 K: 0 S: 22 H: 2 LOB: 2 BB: 0 P: 35	R: 0 E: 0 K: 1 S: 6 H: 0 LOB: 0 BB: 0 P: 7	R: 1 E: 0 K: 0 S: 9 H: 1 LOB: 1 BB: 1 P: 18	R: 0 E: 0 K: 0 S: 5 H: 0 LOB: 0 BB: 0 P: 5	1B: 11 2B: 4 3B: 0 HR: 1	SF: 1 SAC: 1 DP: 1 HBP: 0						

	AB	40
	R	12
	H	16
	RBI	11
	BB	3
	SO	3
	LOB	15

WP: 2 PB: 0 SB: 0 CS: 0 PA: 45

PITCHER		IP	WLS	BF	H	R	ER	SO	BB	IBB	HBP	BLK	WP	HR	S	P	ERA	WHIP
Brandon Claussen, L ERA: 6.19	(1, 1)	2.0	L	16	8	9	9	0	2	0	0	0	0	1	37	62	40.50	5.000
Joe Mays, R ERA: 8.22	(3, 1)	4.0		18	7	2	1	2	0	0	0	0	1	0	47	75	2.25	1.750
Esteban Yan, R ERA: 6.0	(7, 1)	1.0		3	0	0	0	1	0	0	0	0	0	0	6	7	0.00	0.000
Rick White, R ERA: 6.26	(8, 1)	2.0		8	1	1	1	0	1	0	0	0	1	0	14	23	4.50	1.000

PITCHER	IP	WLS	BF	H	R	ER	SO	BB	IBB	HBP	BLK	WP	HR	S	P	ERA	WHIP

BOTTOM

Chicago White Sox @ Cincinnati Reds

Great American Ball Park, Cincinnati, OH

Fri Jun 16 2006, 7:10 PM EDT

Att. 32,676 - Partly Cloudy - 83 F

livebaseballscorecards.com

Batter	1	2	3	4	5	6	7	8	9	AB	R	H	RBI	BB	SO	LOB
Felipe Lopez, S (1, 6) OBP: 0.371, SLG: 0.401	0-1 HR 1B 1B	3-2 F9 ③			3-1 4 FC6-4 1B			3-1 F8 ①		4	1	2	0	0	0	0
4 Brandon Phillips, R (1, 4) OBP: 0.345, SLG: 0.459	1-1 P6 ①		0-1 F7 ①		0-0 FC6-4 ③ 1-2f			1-2 FC6-4 1B		4	0	1	0	0	0	2
Ken Griffey Jr., L (1, 8) OBP: 0.335, SLG: 0.528 Quinton McCracken, S (7, 8) OBP: 0.240, SLG: 0.304	1-2 HR 1-2 1B		0-1 G3 ②			0-0 F7 ①		2-3 K ②		3 1	1 0	1 0	0 0	0 0	0 1	0 1
Rich Aurilia, R (1, 5) OBP: 0.313, SLG: 0.497	2-1 HR 1-H 2-H		0-3 K ③			2-1 P3 ②		1-0 FC6-4 ③ 1-2f		4	1	1	3	0	1	1
Adam Dunn, L (1, 7) OBP: 0.382, SLG: 0.587	1-1 F9 ②			1-3 K ①		1-3 K ③			3-3 K ①	4	0	0	0	0	3	0
Austin Kearns, R (1, 9) OBP: 0.348, SLG: 0.500	4-2 S BB			2-2 F7 ②			0-0 HR		2-3 K ②	3	1	1	1	1	1	0
Scott Hatteberg, L (1, 3) OBP: 0.395, SLG: 0.428	3-2 F8 ③ 1-2			0-0 G4-3 ③			1-1 G4-3 ①		2-0 L8 ③	4	0	0	0	0	0	1
26 David Ross, R (1, 2) OBP: 0.417, SLG: 0.780		0-0 F9 ①			0-3 K ①		3-2 G4-3 1B			3	0	1	0	0	1	0
Brandon Claussen, R (1, 1) OBP: 0.095, SLG: 0.095 Joe Mays, S (3, 1) Esteban Yan, R (7, 1) Jason LaRue, R (7, PH) OBP: 0.277, SLG: 0.341 Rick White, R (8, 1)		2-3 K2-3 ②			0-2 G1-3 ②		0-1 G4-3 ②③ 1-2f			1 1 0 1 0	0 0 0 0 0	0 0 0 0 0	0 0 0 0 0	0 0 0 0 0	1 0 0 0 0	0 0 0 1 0
Inning Stats	R: 3 H: 3 E: 0 LOB: 1 K: 0 BB: 1 S: 17 P: 29	R: 0 H: 0 E: 0 LOB: 0 K: 1 BB: 0 S: 8 P: 13	R: 0 H: 0 E: 0 LOB: 0 K: 1 BB: 0 S: 7 P: 7	R: 0 H: 0 E: 0 LOB: 0 K: 1 BB: 0 S: 7 P: 10	R: 0 H: 1 E: 0 LOB: 1 K: 1 BB: 0 S: 9 P: 12	R: 0 H: 0 E: 0 LOB: 0 K: 1 BB: 0 S: 6 P: 9	R: 1 H: 2 E: 0 LOB: 0 K: 0 BB: 0 S: 8 P: 12	R: 0 H: 1 E: 0 LOB: 1 K: 1 BB: 0 S: 9 P: 16	R: 0 H: 0 E: 0 LOB: 0 K: 2 BB: 0 S: 9 P: 16	1B: 5 SF: 0 2B: 0 SAC: 0 3B: 0 DP: 1 HR: 2 HBP: 0						WP: 0 PA: 34 PB: 0 SB: 1 CS: 0	

	AB	33
	R	4
	H	7
	RBI	4
	BB	1
	SO	8
	LOB	6

PITCHER		IP	WLS	BF	H	R	ER	SO	BB	IBB	HBP	BLK	WP	HR	S	P	ERA	WHIP
Freddy Garcia, R ERA: 5.08	(1, 1)	8.0	W	31	7	4	4	6	1	0	0	0	0	2	71	108	4.50	1.000
David Riske, R ERA: 3.38	(9, 1)	1.0		3	0	0	0	2	0	0	0	0	0	0	9	16	0.00	0.000

PITCHER	IP	WLS	BF	H	R	ER	SO	BB	IBB	HBP	BLK	WP	HR	S	P	ERA	WHIP

Chicago White Sox @ Cincinnati Reds

Great American Ball Park, Cincinnati, OH

Sat Jun 17 2006, 6:10 PM EDT

Att. 39,455 - Partly Cloudy - 88 F

TOP

livebaseballscorecards.com

Batter	1	2	3	4	5	6	7	8	9	AB	R	H	RBI	BB	SO	LOB
22 Scott Podsednik, L (1, 7) OBP: 0.341, SLG: 0.362	B C C B S 2-3 ① K		B B C X 2-1 ③ G4-3		F B X 1-1 ③ F8		C B B X 2-1 38 1B 23 G5-3 1B	B C X 1-1 ③ FC4-6 1-2f		5	1	1	0	0	1	2
38 Pablo Ozuna, R (1, 4) OBP: 0.471, SLG: 0.563	F F B F B B F X 3-2 ② F9			X 0-0 14 2B 1B		C B X 1-1 23 F8 12 1B 14 1B 1B	C D X 1-1 23 G5-3 1-3 1B		C C F X 0-2 ① L3	5	2	3	0	0	0	0
14 Paul Konerko, R (1, 3) OBP: 0.394, SLG: 0.575 Ross Gload, L (9, PR) OBP: 0.229, SLG: 0.304 (9, 3)	F B C B B X 3-2 ③ F9			B B X 2-0 23 F9 1-H 2B		C B F X 1-2 12 1B 24 1B 1-2 1B	F F B B B C 2-3 ① K		B B F B F C F B 4-2 23 2B 24 FC6-4 BB	4 0	1 1	2 0	1 0	1 0	1 0	2 0
23 Jermaine Dye, R (1, 9) OBP: 0.389, SLG: 0.628		B X 1-0 ① F9		C F X 0-2 ① F9 2-3		F B F F B B F B F X 3-2 ① F8 2-3	F B X 1-1 ② G5-3 1-2 3-H		B B F X 2-1 24 E 1-3 2B	5	1	1	1	0	0	4
12 A.J. Pierzynski, L (1, 2) OBP: 0.372, SLG: 0.433		B X 1-0 2B		S S F X 0-2 ② F7		S C X 0-2 32 IBB 24 1B 1-2 3-H 1B	B X 1-0 ③ P4		I I I I 4-0 24 FC6-4 IBB	4	0	2	1	1	0	2
24 Joe Crede, R (1, 5) OBP: 0.331, SLG: 0.481		B F C B F B X 3-2 ② P4		B X 1-0 ③ G6-3		X 0-0 32 IBB 1-2 2-H 1B		C F B X 1-2 ① G4-3	C F F X 0-2 ② FC6-4 5 1B 1-2f 2-H 3-H	5	1	1	2	0	0	3
5 Juan Uribe, R (1, 6) OBP: 0.243, SLG: 0.357		B C B S X 2-2 ③ L7			B F S B X 2-2 ① L8	X 0-0 ② F3		X 0-0 HR	B X 1-0 2-H 1B	5	1	2	2	0	0	3
32 Brian Anderson, R (1, 8) OBP: 0.271, SLG: 0.304 45 Bobby Jenks, R (9, 1)			X 0-0 ① G5-3		F X 0-1 ② L6	B I I I 4-0 1-2 2-3 IBB		C F B F X 1-2 22 FC4-6 1B	B X 1-0 ③ G4-3	4 0	0 0	1 0	0 0	1 0	0 0	1 0
52 Jose Contreras, R (1, 1) Brandon McCarthy, R (7, 1) Neal Cotts, L (7, 1) 25 Jim Thome, L (8, PH) OBP: 0.414, SLG: 0.613 37 Matt Thornton, L (8, 1) Rob Mackowiak, L (9, 8) OBP: 0.368, SLG: 0.365			B X 1-0 ② G1-3		C B C B B B 4-2 BB	F S S 0-3 ③ K		C F C 0-3 ② K		2 0 0 1 0 0	0 0 0 0 0 0	0 0 0 0 0 0	0 0 0 0 0 0	1 0 0 0 0 0	1 0 0 1 0 0	3 0 0 1 0 0

	AB	40
	R	8
	H	13
	RBI	7
	BB	4
	SO	4
	LOB	21

Inning Stats																																
	R: 0	H: 0		R: 0	H: 1		R: 0	H: 0		R: 1	H: 2		R: 0	H: 0		R: 2	H: 4		R: 1	H: 2		R: 1	H: 2		R: 3	H: 2		1B: 9	SF: 0		WP: 0	PA: 44	
	E: 0	LOB: 0		E: 0	LOB: 1		E: 0	LOB: 0		E: 0	LOB: 1		E: 0	LOB: 1		E: 0	LOB: 3		E: 0	LOB: 1		E: 1	LOB: 1		E: 1	LOB: 1		2B: 3	SAC: 0		PB: 0		
	K: 1	BB: 0		K: 0	BB: 0		K: 0	BB: 0		K: 0	BB: 1		K: 0	BB: 1		K: 1	BB: 1		K: 1	BB: 0		K: 0	BB: 2		3B: 0	DP: 0		SB: 0		
	S: 11	P: 19		S: 9	P: 16		S: 4	P: 7		S: 10	P: 13		S: 9	P: 16		S: 19	P: 28		S: 10	P: 17		S: 13	P: 16		S: 15	P: 27		HR: 1	HBP: 0		CS: 0		

PITCHER		IP	WLS	BF	H	R	ER	SO	BB	IBB	HBP	BLK	WP	HR	S	P	ERA	WHIP
22 Eric Milton, L ERA: 4.14	(1, 1)	6.0		27	7	3	3	2	1	1	0	0	0	0	62	99	4.50	1.333
25 David Weathers, R ERA: 4.5	(7, 1)	1.0	H	5	2	1	1	1	0	0	0	0	0	0	10	17	9.00	2.000
Chris Hammond, L ERA: 5.61	(8, 1)	1.0	B	5	2	1	1	1	0	0	0	0	0	1	13	16	9.00	2.000
56 Todd Coffey, R ERA: 2.17	(9, 1)	1.0	L	7	2	3	2	0	1	1	0	0	0	0	15	27	18.00	3.000

PITCHER	IP	WLS	BF	H	R	ER	SO	BB	IBB	HBP	BLK	WP	HR	S	P	ERA	WHIP

BOTTOM

Chicago White Sox @ Cincinnati Reds

Great American Ball Park, Cincinnati, OH

Sat Jun 17 2006, 6:10 PM EDT

Att. 39,455 - Partly Cloudy - 88 F

Batter	1	2	3	4	5	6	7	8	9	AB	R	H	RBI	BB	SO	LOB
6 Ryan Freel, R (1, 4) (5, 5) OBP: 0.374, SLG: 0.418	F F X 0-2 ① F8		B S F B C 2-3 ③ K		B B C F F S 2-3 ② K		C C B B F X 2-2 P4 ①		B F B B B 4-1 G4-3 1-2 BB	4	0	0	0	1	2	0
Felipe Lopez, S (1, 6) OBP: 0.369, SLG: 0.409	C X 0-1 ② F8			B X 1-0 HR	C B C F C 1-3 ③ K		X 0-0 ② F7		C C D B F B F F X 3-2 ② G4-3 1-2 2-3 3-H	5	1	1	2	0	1	2
Ken Griffey Jr., L (1, 8) OBP: 0.326, SLG: 0.512	C S B C 1-3 ③ K			B B X 2-0 ① F9		C S S 0-3 ① K	S B B C F X 2-2 ③ F8		S B F B S 2-3 ③ K	5	0	0	0	0	3	2
Rich Aurilia, R (1, 5) OBP: 0.315, SLG: 0.503 4 Brandon Phillips, R (5, 4) OBP: 0.347, SLG: 0.459		B C B F B S 3-3 ① K		F B F F F X 1-2 1B 2B		S B S F B B X 3-2 WP S 1B 1B		C S S 0-3 ① K		2 2	1 1	1 1	0 0	0 0	1 1	0 0
Adam Dunn, L (1, 7) OBP: 0.377, SLG: 0.577		S C B C 1-3 ② K		2 SAFE S C B B S 2-3 ② K		1 SAFE 1 SAFE B C 1 SAFE 1 SAFE F P S 2-3 ② K		B C B X 2-1 ② F8		4	0	0	0	0	3	2
Scott Hatteberg, L (1, 3) OBP: 0.402, SLG: 0.432 56 Todd Coffey, R (9, 1)	B F X 1-1 1B			X 0-0 2-H 1B 1B		B C B B S B 4-2 WP 1-2 1B BB		B F C B X 2-2 ③ G4-3		3 0	2 0	2 0	1 0	1 0	0 0	0 0
Austin Kearns, R (1, 9) OBP: 0.350, SLG: 0.500	B D X 2-0 ③ F8			B B X 2-0 2-H 1B		B F B B X 3-1 WP 26 S 1-H 2-H 1B			B C F S 1-3 ① K	4	0	2	3	0	1	1
26 David Ross, R (1, 2) OBP: 0.420, SLG: 0.776			L F C 0-3 ① K	F F X 0-2 ③ G4-3		B I I I 4-0 WP 1-2 IBB			F B B X 2-1 1B G4-3 2B	3	1	1	0	1	1	1
22 Eric Milton, L (1, 1) OBP: 0.158, SLG: 0.316 Quinton McCracken, S (6, PH) OBP: 0.235, SLG: 0.298 25 David Weathers, R (7, 1) Chris Hammond, L (8, 1) Javier Valentin, S (9, 3) OBP: 0.298, SLG: 0.323			F B S S S 1-3 ② K		B S S S B S 2-3 ① K	S C F B B F B C 3-3 ③ K 1-2 2-3			B B C B X 3-1 G4-3 6 BB 2-3 1B	2 1 0 0 1	0 0 0 0 0	0 0 0 0 1	0 0 0 0 0	0 0 0 0 0	2 1 0 0 0	0 2 0 0 0
Inning Stats	R: 0 E: 0 K: 1 S: 8 H: 0 LOB: 0 BB: 0 P: 9	R: 0 E: 0 K: 2 S: 9 H: 1 LOB: 1 BB: 0 P: 16	R: 0 E: 0 K: 3 S: 9 H: 0 LOB: 0 BB: 0 P: 12	R: 3 E: 0 K: 1 S: 14 H: 4 LOB: 1 BB: 0 P: 22	R: 0 E: 0 K: 3 S: 11 H: 0 LOB: 0 BB: 0 P: 16	R: 2 E: 0 K: 3 S: 20 H: 2 LOB: 2 BB: 2 P: 38	R: 0 E: 0 K: 0 S: 9 H: 0 LOB: 0 BB: 0 P: 13	R: 0 E: 0 K: 1 S: 8 H: 0 LOB: 0 BB: 0 P: 12	R: 1 E: 0 K: 2 S: 17 H: 2 LOB: 2 BB: 1 P: 32	1B: 6 2B: 2 3B: 0 HR: 1		SF: 0 SAC: 0 DP: 0 HBP: 0				

	AB	36
	R	6
	H	9
	RBI	6
	BB	3
	SO	16
	LOB	10

WP: 2 PB: 0 SB: 2 CS: 0 PA: 39

livebaseballscorecards.com

PITCHER		IP	WLS	BF	H	R	ER	SO	BB	IBB	HBP	BLK	WP	HR	S	P	ERA	WHIP
52 Jose Contreras, R ERA: 2.96	(1, 1)	6.0		27	7	5	5	13	1	1	0	0	2	1	71	113	7.50	1.333
Brandon McCarthy, R ERA: 4.58	(7, 1)	0.2		2	0	0	0	0	0	0	0	0	0	0	5	7	0.00	0.000
Neal Cotts, L ERA: 3.33	(7, 1)	0.1		1	0	0	0	0	0	0	0	0	0	0	4	6	0.00	0.000
37 Matt Thornton, L ERA: 4.09	(8, 1)	1.0	W	3	0	0	0	1	0	0	0	0	0	0	8	12	0.00	0.000
45 Bobby Jenks, R ERA: 3.03	(9, 1)	1.0	S	6	2	1	1	2	1	0	0	0	0	0	17	32	9.00	3.000

PITCHER	IP	WLS	BF	H	R	ER	SO	BB	IBB	HBP	BLK	WP	HR	S	P	ERA	WHIP

Chicago White Sox @ Cincinnati Reds

Great American Ball Park, Cincinnati, OH

Sun Jun 18 2006, 1:15 PM EDT

Att. 31,577 - Overcast - 81 F

TOP

livebaseballscorecards.com

Batter	1	2	3	4	5	6	7	8	9	AB	R	H	RBI	BB	SO	LOB
22 Scott Podsednik, L (1, 7) OBP: 0.340, SLG: 0.361	C B C B S 2-3 K ①		F 1 SAFE B 1 SAFE B 1 B F X 3-2 S 1-3 1B		C D F B D F F C 3-3 K ②		B L X 1-1 SH5-4 ① 1-2 2-3	F B X 1-1 G6-3 ③		4	0	1	0	0	2	2
Tadahito Iguchi, R (1, 4) OBP: 0.340, SLG: 0.409	B B X 2-0 F9 ②		S 1 SAFE B B F B B S 3-3 K ③ 1-2		X 0-0 L3 ③		B X 1-0 23 S 1B 2-3 3-H		C C X 0-2 23 HR 1B 1B	5	1	2	1	0	1	4
25 Jim Thome, L (1, 3) OBP: 0.411, SLG: 0.607 Ross Gload, L (7, 3) OBP: 0.245, SLG: 0.319	F F B B S 2-3 K ③			C B S B B C 3-3 K ①		B B B 4-0 12 SH5-4 23 1B 8 1B BB	X 0-0 SF7 ② 3-H		S X 0-1 23 HR 1B 1-2	2 1	1 1	0 1	1 1	1 0	2 0	0 0
23 Jermaine Dye, R (1, 9) OBP: 0.397, SLG: 0.644		B C S S 1-3 K ①		F H 1-1 8 FC6-4 HBP		B B F B F F X 3-2 8 1B 12 SH5-4 5 B2 1-2 1B	B C B B B 4-1 1-2 BB		X 0-0 HR 1-H 2-H	3	1	2	3	1	1	0
12 A.J. Pierzynski, L (1, 2) OBP: 0.370, SLG: 0.430		F B F B B F S 3-3 K ②		F D C S 1-3 K ②		L X 0-1 SH5-4 ① 1-2 2-3	F D F F B X 2-2 L9 ③		F X 0-1 8 G6-4-3 1B	4	0	1	0	0	2	3
8 Alex Cintron, S (1, 5) OBP: 0.298, SLG: 0.388		X 0-0 L7 ③		C S B B D X 2-2 FC6-4 ③ 1-2f		X 0-0 ① 2-3 3-H 1B		X 0-0 G3-1 ①	B X 1-0 G6-4-3 ① ② 1-2f	5	0	1	1	0	0	2
5 Juan Uribe, R (1, 6) OBP: 0.242, SLG: 0.358			B C B F F X 2-2 F7 ① 1B 2B		S B B X 2-1 ② 1B	X 0-0 B2 ② ③ 3-Hf		C X 0-1 G6-3 ②	B B X 2-0 F9 ③	5	0	1	0	0	0	2
Rob Mackowiak, L (1, 8) OBP: 0.386, SLG: 0.387			B F F B B F F F X 3-2 22 1B 1B		C X 0-1 SH3-4 2-3 1B		X 0-0 22 SH5-4 SH 1B 1B	X 0-0 HR 1B		4	2	4	0	0	0	0
Jon Garland, R (1, 1) OBP: 0.500, SLG: 2.000 65 Agustin Montero, R (9, 1)			M 1 SAFE L S 0-3 K ②		C M X 0-2 SH3-4 ① 1-2		L X 0-1 SH 1B 22 SH5-4 25 SF7 1-2	C B F X 1-2 HR 1-H		2 0	2 0	1 0	2 0	0 0	1 0	1 0

Inning Stats										
	R: 0 E: 0 K: 2 S: 7	H: 0 LOB: 0 BB: 0 P: 13	R: 0 E: 0 K: 2 S: 8	H: 0 LOB: 0 BB: 0 P: 12	R: 0 E: 0 K: 2 S: 19	H: 2 LOB: 2 BB: 0 P: 30	R: 0 E: 0 K: 2 S: 10	H: 0 LOB: 1 BB: 0 P: 17	R: 0 E: 0 K: 1 S: 13	H: 2 LOB: 2 BB: 0 P: 18
	R: 1 E: 0 K: 0 S: 8	H: 2 LOB: 1 BB: 1 P: 15	R: 2 E: 0 K: 0 S: 12	H: 2 LOB: 2 BB: 1 P: 20	R: 2 E: 0 K: 0 S: 9	H: 2 LOB: 0 BB: 0 P: 11	R: 3 E: 0 K: 0 S: 10	H: 4 LOB: 0 BB: 0 P: 13		

	AB	35
	R	8
	H	14
	RBI	8
	BB	2
	SO	9
	LOB	14

| | | | | | | | | | |

Batter	1	2	3	4	5	6	7	8	9	AB	R	H	RBI	BB	SO	LOB
Felipe Lopez, S (1, 6) OBP: 0.364, SLG: 0.403	F7		G4-3		K			G6-3		4	0	0	0	0	1	0
4 Brandon Phillips, R (1, 4) OBP: 0.345, SLG: 0.455	L3		G4-3			L9			FC6-5	4	1	1	0	0	0	0
Ken Griffey Jr., L (1, 8) OBP: 0.324, SLG: 0.506	K		G4-3			P5			FC6-5	4	0	1	0	0	1	0
Adam Dunn, L (1, 7) OBP: 0.372, SLG: 0.567		E6 FC5-4		G5-3		G5-3			FC6-5	4	0	0	1	0	0	1
Austin Kearns, R (1, 9) OBP: 0.345, SLG: 0.492		FC5-4		G6-3			G6-3		L7	4	0	0	0	0	0	2
Scott Hatteberg, L (1, 3) OBP: 0.404, SLG: 0.433		BB		0-2			F9		L3	4	0	2	0	0	0	1
9 Juan Castro, R (1, 5) OBP: 0.253, SLG: 0.302		F9		G5-3			K			3	0	0	0	0	1	3
Jason LaRue, R (1, 2) OBP: 0.279, SLG: 0.333		BB			F8			G5-3		2	0	0	0	1	0	0
39 Aaron Harang, R (1, 1) OBP: 0.212, SLG: 0.212		P4			K			G6-3		2	0	0	0	0	1	3
Kent Mercker, L (7, 1)										0	0	0	0	0	0	0
Esteban Yan, R (8, 1)										0	0	0	0	0	0	0
Quinton McCracken, S (8, PH) OBP: 0.231, SLG: 0.292										1	0	0	0	0	0	0
Mike Burns, R (9, 1)										0	0	0	0	0	0	0
Inning Stats	R: 0 E: 0 K: 1 S: 8 H: 0 LOB: 0 BB: 0 P: 10	R: 0 E: 1 K: 0 S: 12 H: 1 LOB: 3 BB: 1 P: 21	R: 0 E: 0 K: 0 S: 10 H: 0 LOB: 0 BB: 0 P: 17	R: 0 E: 0 K: 0 S: 7 H: 1 LOB: 1 BB: 0 P: 10	R: 0 E: 0 K: 2 S: 9 H: 0 LOB: 0 BB: 0 P: 13	R: 0 E: 0 K: 0 S: 6 H: 0 LOB: 0 BB: 0 P: 8	R: 0 E: 0 K: 1 S: 10 H: 0 LOB: 0 BB: 0 P: 14	R: 0 E: 0 K: 0 S: 6 H: 0 LOB: 0 BB: 0 P: 12	R: 1 E: 0 K: 0 S: 9 H: 2 LOB: 1 BB: 0 P: 15	1B: 4 2B: 0 3B: 0 HR: 0 SF: 0 SAC: 0 DP: 0 HBP: 0						

PITCHER	IP	WLS	BF	H	R	ER	SO	BB	IBB	HBP	BLK	WP	HR	S	P	ERA	WHIP
Jon Garland, R (1, 1) ERA: 5.58	8.0	W	30	4	1	1	4	1	0	0	0	0	0	71	111	1.12	0.625
65 Agustin Montero, R (9, 1) ERA: 4.0	1.0		3	0	0	0	0	0	0	0	0	0	0	6	9	0.00	0.000

PITCHER	IP	WLS	BF	H	R	ER	SO	BB	IBB	HBP	BLK	WP	HR	S	P	ERA	WHIP

BOTTOM

Chicago White Sox @ Cincinnati Reds

Great American Ball Park, Cincinnati, OH

Sun Jun 18 2006, 1:15 PM EDT

Att. 31,577 - Overcast - 81 F

livebaseballscorecards.com

AB	32
R	1
H	4
RBI	1
BB	1
SO	4
LOB	10

1B: 4	SF: 0	WP: 0	PA: 33
2B: 0	SAC: 0	PB: 0	
3B: 0	DP: 0	SB: 0	
HR: 0	HBP: 0	CS: 0	

Cincinnati Reds @ New York Mets

Shea Stadium, Flushing, NY

Mon Jun 19 2006, 7:10 PM EDT

Att. 41,874 - Cloudy - 85 F

TOP

livebaseballscorecards.com

Batter	1	2	3	4	5	6	7	8	9	AB	R	H	RBI	BB	SO	LOB
6 Ryan Freel, R (1, 5) (8, 7) OBP: 0.379, SLG: 0.423	C C X 0-2 S 1B		C B X 1-1 ① P4		C X 0-1 ② F8		B F B F X 2-2 1-2 1B		B F B F F X 2-2 G4-3 S 1B	5	0	3	0	0	0	0
Felipe Lopez, S (1, 6) OBP: 0.364, SLG: 0.404	1 SAFE 1 SAFE B D B B 4-0 G4-6-3 1-2 BB		X 0-0 2B		C B F B B X 3-2 ③ F9		C B B C X 2-2 F8		1 SAFE F F F F B F 1 SAFE 1 SAFE 1-3 ① C K	4	0	1	0	1	1	3
Ken Griffey Jr., L (1, 8) OBP: 0.321, SLG: 0.514	C S F B B S 1-3 ① K		F F B S 1-3 ② K			C S F B B X 2-2 HR		B B X 2-0 ① G3	B F C X 1-2 ② G4-3 1-3	5	1	1	1	0	2	4
Adam Dunn, L (1, 7) OBP: 0.370, SLG: 0.562 9 Juan Castro, R (8, 5) OBP: 0.251, SLG: 0.300	C B B B F F X 3-2 ② ③ G4-6-3 1-2f		F B X 1-1 ③ P6			B C C B F B S 3-3 ① K		B X 1-0 HBP 4 2B 1B 1B	C B B C X 2-2 ③ G4-3	4 1	1 0	1 0	0 0	0 0	1 0	3 1
Austin Kearns, R (1, 9) OBP: 0.347, SLG: 0.492		B C C F X 1-2 4 S 26 1B 1B		B C F S 2-3 ① K		S S S B X 2-2 ② P6		B B X 2-0 HBP 1-2 4 2B 1B		4	2	2	0	0	1	0
Scott Hatteberg, L (1, 3) OBP: 0.401, SLG: 0.426		C B X 1-1 ① F7		B B X 2-0 ② G3-1		B X 1-0 ③ P4		F C B H 2-2 4 2B 1-2 2-3 HBP		3	0	0	0	0	0	1
4 Brandon Phillips, R (1, 4) OBP: 0.352, SLG: 0.463	B 1 SAFE B S S B B 4-2 26 1B 61 B1 1-2 BB		B X 1-0 1B	1 SAFE S 1 SAFE 1 SAFE C B B 1 SAFE 2-3 ③ C K			S F B C 1-3 ① K	B X 1-0 1-3 2-H 3-H 2B		3	0	2	2	1	1	0
26 David Ross, R (1, 2) OBP: 0.413, SLG: 0.753	X 0-0 1-3 2-H 1B						B S F B B B F F F S 3-3 ② K	B C F S 1-3 ② K		4	0	1	1	0	3	3
61 Bronson Arroyo, R (1, 1) OBP: 0.209, SLG: 0.341	X 0-0 ② ③ B1 3-3f				C B B X 2-1 ① B1-3		B B X 2-0 6 1B 1B	C B F X 1-2 ③ F9		4	0	1	0	0	0	4
Inning Stats	R: 0 E: 0 K: 1 S: 11 H: 1 LOB: 1 BB: 1 P: 19	R: 1 E: 0 K: 0 S: 10 H: 2 LOB: 1 BB: 1 P: 16	R: 0 E: 0 K: 1 S: 8 H: 1 LOB: 1 BB: 0 P: 11	R: 0 E: 0 K: 2 S: 8 H: 1 LOB: 1 BB: 0 P: 15	R: 0 E: 0 K: 0 S: 7 H: 0 LOB: 0 BB: 0 P: 12	R: 1 E: 0 K: 1 S: 12 H: 1 LOB: 0 BB: 0 P: 20	R: 0 E: 0 K: 2 S: 16 H: 2 LOB: 2 BB: 0 P: 26	R: 2 E: 0 K: 1 S: 12 H: 3 LOB: 2 BB: 0 P: 22	R: 0 E: 0 K: 1 S: 15 H: 1 LOB: 1 BB: 0 P: 21	1B: 9 2B: 3 3B: 0 HR: 1 SF: 0 SAC: 0 DP: 2 HBP: 1						

	AB	37
	R	4
	H	12
	RBI	4
	BB	2
	SO	9
	LOB	19

WP: 0 PA: 40
PB: 0
SB: 3
CS: 0

PITCHER		IP	WLS	BF	H	R	ER	SO	BB	IBB	HBP	BLK	WP	HR	S	P	ERA	WHIP
26 Orlando Hernandez, R ERA: 5.23	(1, 1)	7.0	L	29	8	2	2	7	2	0	0	0	0	1	72	119	2.57	1.429
25 Pedro Feliciano, L ERA: 2.05	(8, 1)	0.1		4	2	2	2	0	0	0	1	0	0	0	5	12	54.00	6.000
Chad Bradford, R ERA: 3.09	(8, 1)	0.2		3	1	0	0	1	0	0	0	0	0	0	7	10	0.00	1.500
13 Billy Wagner, L ERA: 2.14	(9, 1)	1.0		4	1	0	0	1	0	0	0	0	0	0	15	21	0.00	1.000

PITCHER		IP	WLS	BF	H	R	ER	SO	BB	IBB	HBP	BLK	WP	HR	S	P	ERA	WHIP

Cincinnati Reds @ New York Mets

Shea Stadium, Flushing, NY

Mon Jun 19 2006, 7:10 PM EDT

Att. 41,874 - Cloudy - 85 F

livebaseballscorecards.com

BOTTOM

Batter	1	2	3	4	5	6	7	8	9	AB	R	H	RBI	BB	SO	LOB
7 José Reyes, S (1, 6) OBP: 0.338, SLG: 0.443	0-0 16 SH2-4 15 G3 2B		1-2 P6		2-1 F9			1-2 16 G5-4-3 1B		4	1	2	0	0	0	1
16 Paul Lo Duca, R (1, 2) OBP: 0.321, SLG: 0.380	0-0 SH2-4 2-3		3-2 P4		0-0 P4			0-0 G5-4-3 1-2f		3	0	0	0	0	0	2
15 Carlos Beltrán, S (1, 8) OBP: 0.395, SLG: 0.620	1-1 G3 3-H		1-1 P5			3-2 G4-3			2-2 HR	4	1	1	2	0	0	0
21 Carlos Delgado, L (1, 3) OBP: 0.348, SLG: 0.531	0-1 F8			1-3 K		1-0 F8			1-3 K	4	0	0	0	0	2	0
5 David Wright, R (1, 5) OBP: 0.403, SLG: 0.584		2-3 K		1-0 F9		1-0 P3			2-2 FC5-4 1B	4	0	1	0	0	1	0
22 Jose Valentin, S (1, 4) OBP: 0.314, SLG: 0.472		2-1 2B		1-1 1B			1-1 F9		0-0 F7	4	0	2	0	0	0	1
Xavier Nady, R (1, 9) OBP: 0.324, SLG: 0.473		1-3 K		0-1 G4-3			1-1 G6-3		1-1 FC5-4 1-2f	4	0	0	0	0	1	3
10 Endy Chavez, L (1, 7) OBP: 0.340, SLG: 0.426		4-1 BB			2-1 26 SH2 1B		0-1 G1			2	0	1	0	1	0	0
26 Orlando Hernandez, R (1, 1) OBP: 0.217, SLG: 0.227		0-3 K			0-0 SH2 1-2			1-2 G5-3		1	0	0	0	0	1	2
25 Pedro Feliciano, L (8, 1)										0	0	0	0	0	0	0
Chad Bradford, R (8, 1)										0	0	0	0	0	0	0
Eli Marrero, R (8, PH) OBP: 0.349, SLG: 0.449										1	0	0	0	0	0	0
13 Billy Wagner, L (9, 1)										0	0	0	0	0	0	0
Inning Stats	R: 1 H: 1 E: 0 LOB: 0 K: 0 BB: 0 S: 6 P: 7	R: 0 H: 1 E: 0 LOB: 2 K: 3 BB: 1 S: 17 P: 26	R: 0 H: 0 E: 0 LOB: 0 K: 0 BB: 0 S: 9 P: 14	R: 0 H: 1 E: 0 LOB: 1 K: 1 BB: 0 S: 8 P: 11	R: 0 H: 1 E: 0 LOB: 1 K: 0 BB: 0 S: 6 P: 10	R: 0 H: 0 E: 0 LOB: 0 K: 0 BB: 0 S: 6 P: 11	R: 0 H: 0 E: 0 LOB: 0 K: 0 BB: 0 S: 6 P: 8	R: 0 H: 1 E: 0 LOB: 0 K: 0 BB: 0 S: 9 P: 11	R: 1 H: 2 E: 0 LOB: 1 K: 1 BB: 0 S: 12 P: 18	1B: 4 SF: 0 2B: 2 SAC: 2 3B: 0 DP: 1 HR: 1 HBP: 0						

	AB	31
	R	2
	H	7
	RBI	2
	BB	1
	SO	5
	LOB	9

WP: 0 PA: 34
PB: 0
SB: 0
CS: 0

PITCHER	IP	WLS	BF	H	R	ER	SO	BB	IBB	HBP	BLK	WP	HR	S	P	ERA	WHIP
61 Bronson Arroyo, R (1, 1) ERA: 2.47	9.0	W	34	7	2	2	5	1	0	0	0	0	1	79	116	2.00	0.889

PITCHER	IP	WLS	BF	H	R	ER	SO	BB	IBB	HBP	BLK	WP	HR	S	P	ERA	WHIP

Cincinnati Reds @ New York Mets

Shea Stadium, Flushing, NY

Tue Jun 20 2006, 7:10 PM EDT

Att. 38,991 - Partly Cloudy - 83 F

livebaseballscorecards.com

Batter	1	2	3	4	5	6	7	8	9	AB	R	H	RBI	BB	SO	LOB
6 Ryan Freel, R (1, 5) OBP: 0.386, SLG: 0.430	B F C F B F B X 3-2 ① 1B		C B C F F X 1-2 1B		B S C B F F B X 3-2 ③ F9			C X 0-1 FC6-4 1B		4	0	3	0	0	0	0
Felipe Lopez, S (1, 6) OBP: 0.360, SLG: 0.399	C B F X 1-2 ② P3		1 SAFE 1 SAFE C 1 SAFE X 0-1 ② F8			C B X 1-1 ① G5-3		X 0-0 ① FC6-4 1-2f		4	0	0	0	0	0	2
Ken Griffey Jr., L (1, 8) OBP: 0.314, SLG: 0.503	B C X 1-1 ③ F8		B 1 SAFE X 1-0 ③ F8			F B B X 2-1 ② G6-3		X 0-0 ② F8		4	0	0	0	0	0	2
Adam Dunn, L (1, 7) OBP: 0.365, SLG: 0.553		B C S X 1-2 ① G3-1		X 0-0 ① F8		B C X 1-1 ③ G3		B B C C X 2-2 ③ F7		4	0	0	0	0	0	1
Austin Kearns, R (1, 9) OBP: 0.349, SLG: 0.496		B X 1-0 2B		B X 1-0 ② F9			X 0-0 4 1B BB SF8 1B		B F F B F X 2-2 ① G5-3	4	1	2	0	0	0	0
Scott Hatteberg, L (1, 3) OBP: 0.403, SLG: 0.430		C X 0-1 ② G1-3		C B C B B X 3-2 ③ F8			F B 1 SAFE B C 1 SAFE B B 4-2 SF8 4 1B 1-2 BB		C B B X 2-1 4 G4-3 2B	3	0	1	0	1	0	1
4 Brandon Phillips, R (1, 4) OBP: 0.359, SLG: 0.470		C B B B B 4-1 BB			X 0-0 F9 54 G4-3 2B		B F F X 1-2 G5-4-3 1-2 2-3 1B		B F F F X 1-2 ② G4-3 2-3	3	1	2	0	1	0	1
Javier Valentin, S (1, 2) OBP: 0.287, SLG: 0.313		C B B X 2-1 ③ F7			B B C B S X 3-2 ① F9 2-3		F B X 1-1 ① SF8 2-3 3-H		C X 0-1 ③ G5-3	3	0	0	1	0	0	4
54 Elizardo Ramirez, S (1, 1) OBP: 0.111, SLG: 0.111 Rich Aurilia, R (7, PH) OBP: 0.313, SLG: 0.500 25 David Weathers, R (7, 1) Kent Mercker, L (7, 1) 56 Todd Coffey, R (8, 1)			C F S 0-3 ① K		D X 1-0 ② G4-3 3-H		D F X 1-1 ② ③ G5-4-3 1-2f			2 1 0 0 0	0 0 0 0 0	0 0 0 0 0	1 0 0 0 0	0 0 0 0 0	1 0 0 0 0	0 2 0 0 0
Inning Stats	R: 0 E: 0 K: 0 S: 10 H: 1 LOB: 0 BB: 0 P: 15	R: 0 E: 0 K: 0 S: 9 H: 1 LOB: 2 BB: 1 P: 17	R: 0 E: 0 K: 1 S: 11 H: 1 LOB: 1 BB: 0 P: 13	R: 0 E: 0 K: 0 S: 5 H: 0 LOB: 0 BB: 0 P: 9	R: 1 E: 0 K: 0 S: 10 H: 1 LOB: 0 BB: 0 P: 17	R: 0 E: 0 K: 0 S: 6 H: 0 LOB: 0 BB: 0 P: 10	R: 1 E: 0 K: 0 S: 10 H: 2 LOB: 1 BB: 1 P: 17	R: 0 E: 0 K: 0 S: 7 H: 1 LOB: 1 BB: 0 P: 9	R: 0 E: 0 K: 0 S: 12 H: 1 LOB: 1 BB: 0 P: 17	1B: 5 2B: 3 3B: 0 HR: 0 SF: 1 SAC: 0 DP: 1 HBP: 0						

TOP	
AB	32
R	2
H	8
RBI	2
BB	2
SO	1
LOB	13

WP: 0 PB: 0 SB: 0 CS: 0 PA: 35

PITCHER		IP	WLS	BF	H	R	ER	SO	BB	IBB	HBP	BLK	WP	HR	S	P	ERA	WHIP
Steve Trachsel, R ERA: 4.67	(1, 1)	6.0	W	25	6	2	2	1	2	0	0	0	0	0	57	92	3.00	1.333
50 Duaner Sanchez, R ERA: 2.43	(7, 1)	1.0	H	2	0	0	0	0	0	0	0	0	0	0	4	6	0.00	0.000
Aaron Heilman, R ERA: 4.62	(8, 1)	1.0		4	1	0	0	0	0	0	0	0	0	0	7	9	0.00	1.000
Darren Oliver, L ERA: 2.78	(9, 1)	1.0		4	1	0	0	0	0	0	0	0	0	0	12	17	0.00	1.000

PITCHER	IP	WLS	BF	H	R	ER	SO	BB	IBB	HBP	BLK	WP	HR	S	P	ERA	WHIP

Cincinnati Reds @ New York Mets

Shea Stadium, Flushing, NY

Tue Jun 20 2006, 7:10 PM EDT

Att. 38,991 - Partly Cloudy - 83 F

livebaseballscorecards.com

BOTTOM

Batter	1	2	3	4	5	6	7	8	9	AB	R	H	RBI	BB	SO	LOB
7 José Reyes, S (1, 6) OBP: 0.340, SLG: 0.447	1-2 16 2B 2B		0-1 16 G4-3 1B		0-0 F8 ②		0-2 G4-3 ① 1-2 2-3			4	1	2	0	0	0	2
16 Paul Lo Duca, R (1, 2) OBP: 0.324, SLG: 0.391	3-1 15 G1-4-3 21 HR 2B 2-H		1 SAFE 0-1 G4-3 ① ② 1-2f		0-2 L9 ③		0-0 2-H 3-H 2B			4	1	2	3	0	0	1
15 Carlos Beltrán, S (1, 8) OBP: 0.396, SLG: 0.614	2-2 G1-4-3 ① 2-3		4-1 BB			3-2 F7 ①	4-2 BB			2	0	0	0	2	0	1
21 Carlos Delgado, L (1, 3) OBP: 0.347, SLG: 0.538	0-2 HR 3-H		1-2 F9 ③			1-0 L3 ②	0-1 F8 ②			4	1	1	2	0	0	3
5 David Wright, R (1, 5) OBP: 0.397, SLG: 0.575	0-2 G5-3 ②			1-0 G5-3 ①		3-3 K ③	1-1 F9 ③			4	0	0	0	0	1	2
22 Jose Valentin, S (1, 4) OBP: 0.326, SLG: 0.492	3-1 G6-3 ③			2-1 G5-4-3 1B			4-2 HR BB	0-1 3B ①		3	1	2	0	1	0	0
Xavier Nady, R (1, 9) OBP: 0.328, SLG: 0.509		1-0 L3 ①		2-2 G5-4-3 ② ③ 1-2f			1-1 1-H HR	1-1 HR		4	2	2	3	0	0	1
44 Lastings Milledge, R (1, 7) OBP: 0.306, SLG: 0.455		1-1 F7 ②			1-3 K2-3 ①		0-2 7 G4-3 50 HBP 16 2B 1B	1-3 K2-3 ②		4	1	1	0	0	2	0
Steve Trachsel, R (1, 1) OBP: 0.179, SLG: 0.296		2-2 F9 ③			3-2 HR		1-0 7 G4-3 16 2B 1-2 HBP	1-0 G6-3 ③		2	1	1	1	0	0	0
50 Duaner Sanchez, R (7, 1)										0	1	0	0	0	0	0
Aaron Heilman, R (8, 1)										0	0	0	0	0	0	0
10 Endy Chavez, L (8, PH) OBP: 0.338, SLG: 0.423										1	0	0	0	0	0	0
Darren Oliver, R (9, 1) OBP: 0.333, SLG: 0.375										0	0	0	0	0	0	0
Inning Stats	R: 3 E: 0 K: 0 S: 17 H: 3 LOB: 0 BB: 0 P: 26	R: 0 E: 0 K: 0 S: 7 H: 0 LOB: 0 BB: 0 P: 11	R: 0 E: 0 K: 0 S: 8 H: 1 LOB: 1 BB: 1 P: 13	R: 0 E: 0 K: 0 S: 6 H: 1 LOB: 0 BB: 0 P: 11	R: 1 E: 0 K: 1 S: 12 H: 1 LOB: 0 BB: 0 P: 16	R: 0 E: 0 K: 1 S: 7 H: 0 LOB: 0 BB: 0 P: 14	R: 4 E: 0 K: 0 S: 17 H: 3 LOB: 2 BB: 2 P: 28	R: 1 E: 0 K: 1 S: 9 H: 2 LOB: 0 BB: 0 P: 12		1B: 3 2B: 3 3B: 1 HR: 4	SF: 0 SAC: 0 DP: 2 HBP: 1					

	AB	32
	R	9
	H	11
	RBI	9
	BB	3
	SO	3
	LOB	10

	WP: 0	PA: 36
	PB: 0	
	SB: 0	
	CS: 0	

PITCHER		IP	WLS	BF	H	R	ER	SO	BB	IBB	HBP	BLK	WP	HR	S	P	ERA	WHIP
54 Elizardo Ramirez, R ERA: 3.69	(1, 1)	6.0	L	23	6	4	4	2	1	0	0	0	0	2	57	91	6.00	1.167
25 David Weathers, R ERA: 5.57	(7, 1)	0.1		7	3	4	4	0	2	0	1	0	0	1	13	23	108.00	15.000
Kent Mercker, L ERA: 6.19	(7, 1)	0.2		2	0	0	0	0	0	0	0	0	0	0	4	5	0.00	0.000
56 Todd Coffey, R ERA: 2.35	(8, 1)	1.0		4	2	1	1	1	0	0	0	0	0	1	9	12	9.00	2.000

PITCHER	IP	WLS	BF	H	R	ER	SO	BB	IBB	HBP	BLK	WP	HR	S	P	ERA	WHIP

Cincinnati Reds @ New York Mets

Shea Stadium, Flushing, NY

Wed Jun 21 2006, 7:10 PM EDT

Att. 49,758 - Clear - 76 F

TOP

livebaseballscorecards.com

Batter	1	2	3	4	5	6	7	8	9	AB	R	H	RBI	BB	SO	LOB
6 Ryan Freel, R (1, 5) (7, 7) OBP: 0.390, SLG: 0.434	F B B C X 2-2 E5 SH3 SF9 1B		C X 0-1 1B PB 2B 1B	B F B C X 2-2 1-2 1B		F L F B F S 1-3 ② K		1 SAFE B S B B C F S 3-3 ③ K 1-2		5	2	3	0	0	2	1
Felipe Lopez, S (1, 6) OBP: 0.359, SLG: 0.397	C B X 1-1 ① SH3 2-3		1 SAFE C B C X 1-2 2B 1-3 1B	B B X 2-0 ③ L4		C B B B X 3-1 ③ L5			B B B C F S 3-3 ① K	4	1	1	0	0	1	2
Ken Griffey Jr., L (1, 8) OBP: 0.312, SLG: 0.503	D F B B X 3-1 ② SF9 3-H		B X 1-0 2-H 3-H 2B	C F F F X 0-2 ① G4-3		X 0-0 ① G4-3			B X 1-0 ② G3	4	0	1	3	0	0	0
Austin Kearns, R (1, 9) OBP: 0.350, SLG: 0.492	F B C B F S 2-3 ③ K		B B C X 2-1 ② G5-3	F B S F S 1-3 K 2B		B C X 1-1 FC6-5 1B			B B S B B 4-1 1B 26 BB 4 1B BB	4	2	1	0	1	2	1
Adam Dunn, L (1, 7) OBP: 0.364, SLG: 0.546 Chris Hammond, L (7, 1) Jason Standridge, R (8, 1) 26 David Ross, R (9, PH) OBP: 0.419, SLG: 0.753 Quinton McCracken, S (9, PR) OBP: 0.231, SLG: 0.292 56 Todd Coffey, R (9, 1)		F X 0-1 ① G3-1	B D B C B 4-1 BB	F B B 1 SAFE X 2-1 ② F7		C B B B X 3-1 ② FC6-5 1-2f			B C B B S B 4-2 1B 4 1B 1-2 BB	3 0 0 0 0 0	0 0 0 0 1 0	0 0 0 0 0 0	0 0 0 0 0 0	1 0 0 0 0 0	0 0 0 0 0 0	2 0 0 0 0 0
Scott Hatteberg, L (1, 3) OBP: 0.404, SLG: 0.437 Rich Aurilia, R (9, PH) OBP: 0.317, SLG: 0.503 (9, 3)		B S B X 2-1 1B	B X 1-0 ③ F8	X 0-0 1-H 2B		X 0-0 ③ G4-3			X 0-0 1-2 2-3 4 1B 1B	4 1	0 0	2 1	1 0	0 0	0 0	3 0
4 Brandon Phillips, R (1, 4) OBP: 0.360, SLG: 0.466		X 0-0 ② F9	C T F F B F X 1-2 ① F9	B B C B C B 4-2 BB				C B B F S 2-3 ① K	C S F X 0-2 1-2 2-H 3-H 1B	4	0	1	2	1	1	1
Jason LaRue, R (1, 2) OBP: 0.271, SLG: 0.323 Javier Valentin, S (8, PH) OBP: 0.282, SLG: 0.306 (8, 2)		C F X 0-2 ③ F9		C S B B S 2-3 ② K B F B X 2-1 ③ F7				X 0-0 ② F8	C B S C 1-3 ③ K	3 2	0 0	0 0	0 0	0 0	1 1	3 2
Joe Mays, S (1, 1) OBP: 0.250, SLG: 0.250 9 Juan Castro, R (7, 5) OBP: 0.256, SLG: 0.304			C F S 0-3 ① K	B C F X 1-2 6 1B 1B		C S C 0-3 ① K		B B B C X 3-1 6 WP 1B		3 1	0 0	1 1	0 0	0 0	2 0	0 0
Inning Stats	R: 1 E: 1 K: 1 S: 11 H: 1 LOB: 0 BB: 0 P: 19	R: 0 E: 0 K: 0 S: 8 H: 1 LOB: 1 BB: 0 P: 10	R: 2 E: 0 K: 1 S: 13 H: 3 LOB: 2 BB: 1 P: 22	R: 0 E: 0 K: 1 S: 16 H: 2 LOB: 2 BB: 0 P: 24	R: 1 E: 0 K: 1 S: 16 H: 1 LOB: 2 BB: 1 P: 25	R: 0 E: 0 K: 2 S: 10 H: 0 LOB: 0 BB: 0 P: 14	R: 0 E: 0 K: 0 S: 6 H: 1 LOB: 1 BB: 0 P: 10	R: 0 E: 0 K: 2 S: 10 H: 1 LOB: 1 BB: 0 P: 18	R: 2 E: 0 K: 2 S: 15 H: 2 LOB: 2 BB: 2 P: 28	1B: 10 2B: 2 3B: 0 HR: 0 SF: 1 SAC: 1 DP: 0 HBP: 0							

AB	38
R	6
H	12
RBI	6
BB	4
SO	10
LOB	15

WP: 2 PB: 1 SB: 0 CS: 0 PA: 44

PITCHER		IP	WLS	BF	H	R	ER	SO	BB	IBB	HBP	BLK	WP	HR	S	P	ERA	WHIP
Alay Soler, R ERA: 3.32	(1, 1)	5.0		26	8	4	3	4	2	0	0	0	1	0	64	100	5.40	2.000
Heath Bell, R ERA: 2.4	(6, 1)	1.0		3	0	0	0	2	0	0	0	0	0	0	10	14	0.00	0.000
Darren Oliver, L ERA: 2.7	(7, 1)	1.0		4	1	0	0	0	0	0	0	0	0	0	6	10	0.00	1.000
Aaron Heilman, R ERA: 4.5	(8, 1)	1.0	H	4	1	0	0	2	0	0	0	0	1	0	10	18	0.00	1.000
13 Billy Wagner, L ERA: 2.6	(9, 1)	1.0	L	7	2	2	2	2	2	0	0	0	0	0	15	28	18.00	4.000

PITCHER	IP	WLS	BF	H	R	ER	SO	BB	IBB	HBP	BLK	WP	HR	S	P	ERA	WHIP

Cincinnati Reds @ New York Mets

Shea Stadium, Flushing, NY

Wed Jun 21 2006, 7:10 PM EDT

Att. 49,758 - Clear - 76 F

BOTTOM

Batter	1	2	3	4	5	6	7	8	9	AB	R	H	RBI	BB	SO	LOB
7 José Reyes, S (1, 6) OBP: 0.347, SLG: 0.472	HR		2B		3B	K		1B		5	2	4	1	0	1	0
16 Paul Lo Duca, R (1, 2) 13 Billy Wagner, L (9, 1) OBP: 0.317, SLG: 0.383	G5-3		G5-3		G5-3		G4-3	L3		5 0	0 0	0 0	0 0	0 0	0 0	3 0
15 Carlos Beltrán, S (1, 8) OBP: 0.400, SLG: 0.617	G1-3		E4		FC4-5		G6-4-3		BB	4	1	2	0	1	0	1
21 Carlos Delgado, L (1, 3) OBP: 0.344, SLG: 0.530	BB		G4-3		FC4-5		F7		F7	4	0	0	0	1	0	5
5 David Wright, R (1, 5) OBP: 0.401, SLG: 0.579	G5-3			1B	2B		1B		G6-4-3	5	1	3	1	0	0	2
22 Jose Valentin, S (1, 4) OBP: 0.345, SLG: 0.526		1B		1B	IBB		HR			3	1	3	2	1	0	0
Xavier Nady, R (1, 9) OBP: 0.321, SLG: 0.497		F9		K	K		F8			4	0	0	0	0	2	5
10 Endy Chavez, L (1, 7) OBP: 0.329, SLG: 0.411		G4-3		K		F7		G6-3		4	0	0	0	0	1	2
Alay Soler, R (1, 1) OBP: 0.091, SLG: 0.091 Heath Bell, R (6, 1) Eli Marrero, R (6, PH) OBP: 0.345, SLG: 0.443 Darren Oliver, R (7, 1) OBP: 0.333, SLG: 0.375 Aaron Heilman, R (8, 1) Julio Franco, R (8, PH) OBP: 0.395, SLG: 0.458 11 Ramon Castro, R (9, 2) OBP: 0.365, SLG: 0.444			G5-3		G6-3	K		BB		2 0 1 0 0 0 0 0	0 0 0 0 0 0 0 0	0 0 0 0 0 0 0 0	0 0 0 0 0 0 1 0	0 0 0 0 0 0 0 0	0 0 1 0 0 0 0 0	2 0 0 0 0 0 0 0
Inning Stats	R: 1 E: 0 K: 0 S: 10 H: 1 LOB: 1 BB: 1 P: 16	R: 0 E: 0 K: 0 S: 8 H: 1 LOB: 0 BB: 0 P: 13	R: 0 E: 1 K: 0 S: 11 H: 1 LOB: 2 BB: 0 P: 17	R: 0 E: 0 K: 2 S: 12 H: 2 LOB: 2 BB: 0 P: 20	R: 1 E: 0 K: 1 S: 13 H: 3 LOB: 3 BB: 1 P: 23	R: 0 E: 0 K: 2 S: 9 H: 0 LOB: 0 BB: 0 P: 13	R: 3 E: 0 K: 0 S: 14 H: 3 LOB: 0 BB: 0 P: 17	R: 0 E: 0 K: 0 S: 6 H: 1 LOB: 1 BB: 1 P: 13	R: 0 E: 0 K: 0 S: 9 H: 0 LOB: 0 BB: 1 P: 18	1B: 6 2B: 4 3B: 1 HR: 2	SF: 0 SAC: 0 DP: 2 HBP: 0	WP: 1 PB: 0 SB: 1 CS: 0	PA: 41			

livebaseballscorecards.com

	AB	37
	R	5
	H	12
	RBI	4
	BB	4
	SO	5
	LOB	20

PITCHER		IP	WLS	BF	H	R	ER	SO	BB	IBB	HBP	BLK	WP	HR	S	P	ERA	WHIP
Joe Mays, R ERA: 7.36	(1, 1)	6.0		28	8	2	2	5	1	1	0	0	1	1	63	102	3.00	1.500
Chris Hammond, L ERA: 6.41	(7, 1)	1.0	B	6	3	3	3	0	0	0	0	0	0	1	14	17	27.00	3.000
Jason Standridge, R ERA:	(8, 1)	1.0	W	4	1	0	0	0	1	0	0	0	0	0	6	13	0.00	2.000
56 Todd Coffey, R ERA: 2.29	(9, 1)	1.0	S	3	0	0	0	0	1	0	0	0	0	0	9	18	0.00	1.000

PITCHER	IP	WLS	BF	H	R	ER	SO	BB	IBB	HBP	BLK	WP	HR	S	P	ERA	WHIP

Cincinnati Reds @ New York Mets

Shea Stadium, Flushing, NY

Thu Jun 22 2006, 1:10 PM EDT

Att. 46,767 - Partly Cloudy - 85 F

livebaseballscorecards.com

Batter	1	2	3	4	5	6	7	8	9	AB	R	H	RBI	BB	SO	LOB
6 Ryan Freel, R (1, 8) OBP: 0.382, SLG: 0.424	C B B X 2-1 P5 ①		S C T 0-2 K ②		F X 0-1 F7 ②		C B F B B X 3-2 FC1-6 G6-4-3 ① 1-2f 2-3		C L F B B F C 2-3 K ③	5	0	0	0	0	2	2
Felipe Lopez, S (1, 6) OBP: 0.357, SLG: 0.392	C S B F B S 2-3 K ②		C X 0-1 G3-1 ③		B B B 4-0 S BB		X 0-0 G6-4-3 ②③ 1-2f			3	0	0	0	1	1	2
Scott Hatteberg, L (1, 3) OBP: 0.406, SLG: 0.432	B B C X 2-1 G1-6-3 ③			C B B S B B 4-2 BB 4 SF8 BB BB	B S C B F B B 4-2 1-3 BB			C B X 1-1 P5 ①		2	1	0	0	2	0	0
Austin Kearns, R (1, 9) OBP: 0.352, SLG: 0.491		F B B T X 2-2 4 SH1-3 26 SF8 1B 1B		F B S B B B 4-2 26 F9 BB 1-2 BB	B B S F S 2-3 K ③			S S B S 1-3 K ②		3	1	1	0	1	2	2
Adam Dunn, L (1, 7) OBP: 0.369, SLG: 0.548		C B X 1-1 26 SF8 4 SH1-3 1-2 1B		B C B B B 4-1 1-2 2-3 BB		C B F S 1-3 K ①		X 0-0 4 2B 1B		3	0	2	0	1	1	0
4 Brandon Phillips, R (1, 4) OBP: 0.359, SLG: 0.471		X 0-0 SH1-3 ① 1-2 2-3		S S B B B X 2-2 SF8 ① 3-H		C F S 0-3 K ②		B B C X 2-1 1-3 2B		2	0	1	1	0	1	0
26 David Ross, R (1, 2) OBP: 0.404, SLG: 0.728		B C X 1-1 SF8 ② 2-3 3-H		S C B B X 2-2 F9 ② 2-3		S F F B S 1-3 K ③		F F B F C 1-3 K ③		3	0	0	1	0	2	4
9 Juan Castro, R (1, 5) OBP: 0.256, SLG: 0.303		C S F B B F B B F S 3-3 K ③		X 0-0 F9 ③			B F X 1-1 6 FC1-6 1B 1B		C C X 0-2 F8 ①	4	0	1	0	0	1	3
22 Eric Milton, L (1, 1) OBP: 0.143, SLG: 0.286 Jason Standridge, R (5, 1) Esteban Yan, R (6, 1) Quinton McCracken, S (7, PH) OBP: 0.245, SLG: 0.306 Mike Burns, R (7, 1) Javier Valentin, S (9, PH) OBP: 0.279, SLG: 0.303			C B B E B F F T 3-2 K ①		C F F X 0-2 G1-3 ①		C X 0-1 6 FC1-6 1B 1-2 1B		C C C 0-3 K ②	2 0 0 1 0 1	0 0 0 0 0 0	0 0 0 1 0 0	0 0 0 0 0 0	1 0 0 0 0 0	0 0 0 0 0 0	0 0 0 0 0 0
Inning Stats	R: 0 E: 0 K: 1 S: 8 H: 0 LOB: 0 BB: 0 P: 14	R: 1 E: 0 K: 1 S: 14 H: 2 LOB: 1 BB: 0 P: 21	R: 0 E: 0 K: 2 S: 10 H: 0 LOB: 0 BB: 0 P: 13	R: 1 E: 0 K: 0 S: 12 H: 0 LOB: 2 BB: 3 P: 28	R: 0 E: 0 K: 1 S: 12 H: 0 LOB: 2 BB: 2 P: 22	R: 0 E: 0 K: 3 S: 10 H: 0 LOB: 0 BB: 0 P: 12	R: 0 E: 0 K: 0 S: 8 H: 2 LOB: 1 BB: 0 P: 12	R: 0 E: 0 K: 2 S: 12 H: 2 LOB: 2 BB: 0 P: 17	R: 0 E: 0 K: 2 S: 11 H: 0 LOB: 0 BB: 0 P: 13	1B: 5 2B: 1 3B: 0 HR: 0	SF: 2 SAC: 1 DP: 1 HBP: 0					

	AB	29
	R	2
	H	6
	RBI	2
	BB	5
	SO	12
	LOB	13

WP: 0 PB: 0 SB: 2 CS: 0 PA: 37

PITCHER		IP	WLS	BF	H	R	ER	SO	BB	IBB	HBP	BLK	WP	HR	S	P	ERA	WHIP
45 Pedro Martinez, R ERA: 3.01	(1, 1)	6.0	W	25	2	2	2	8	5	0	0	0	0	0	66	110	3.00	1.167
Heath Bell, R ERA: 2.25	(7, 1)	1.0		4	2	0	0	0	0	0	0	0	0	0	8	12	0.00	2.000
25 Pedro Feliciano, L ERA: 2.0	(8, 1)	0.2		4	2	0	0	1	0	0	0	0	0	0	8	12	0.00	3.000
Chad Bradford, R ERA: 2.92	(8, 1)	1.1	S	4	0	0	0	3	0	0	0	0	0	0	15	18	0.00	0.000

PITCHER		IP	WLS	BF	H	R	ER	SO	BB	IBB	HBP	BLK	WP	HR	S	P	ERA	WHIP

Cincinnati Reds @ New York Mets

Shea Stadium, Flushing, NY

Thu Jun 22 2006, 1:10 PM EDT

Att. 46,767 - Partly Cloudy - 85 F

livebaseballscorecards.com

BOTTOM

Batter	1	2	3	4	5	6	7	8	9	AB	R	H	RBI	BB	SO	LOB
7 José Reyes, S (1, 6) OBP: 0.349, SLG: 0.473	B X 1-0 S 5 S 1B		C F B S 1-3 ② K		X 0-0 G5-3 15 1B 1B	B B S 1 SAFE X 2-1 ② L8				4	1	2	0	0	1	1
Chris Woodward, R (1, 4) OBP: 0.329, SLG: 0.360	B B C X 2-1 ① L8		C C B S 1-3 ③ K		C 1 SAFE B 1 SAFE 1 SAFE B X 2-1 ① G5-3 1-3	C 0-1 ③ CS 1-2	X 0-0 15 L3 1B			4	0	1	0	0	1	2
15 Carlos Beltrán, S (1, 8) OBP: 0.401, SLG: 0.613	B S F 1 SAFE X 1-2 ② F8			B B B C C F F B 4-2 5 HR BB	B X 1-0 5 HR 3-H 1B		X 0-0 ①② L3 1-1			3	2	1	1	1	0	2
5 David Wright, R (1, 5) OBP: 0.405, SLG: 0.601	B B F F F B F B 4-2 S 1-2 BB			B B X 2-0 1-H HR	B D X 2-0 1-H HR		B B B C F X 3-2 ③ F9			3	2	2	4	1	0	0
Julio Franco, R (1, 3) OBP: 0.393, SLG: 0.481	C B F F B B X 3-2 ③ F9 1-2 2-3			C C X 0-2 1B 2B	C C X 0-2 11 S G6-3 1B			C B B B C X 3-2 ① G3-1		4	1	2	0	0	0	2
Xavier Nady, R (1, 9) OBP: 0.325, SLG: 0.503		C F B X 1-2 ① F9		B S X 1-1 ① 1B 2-H	C B B F B F X 3-2 ② G6-3 1-2			S F F X 0-2 2B		4	0	2	1	0	0	1
11 Ramon Castro, R (1, 2) OBP: 0.348, SLG: 0.421		B C X 1-1 ② G5-3		C B B B X 3-1 ② P3	S C B D B C 3-3 ③ K 2-3			B F S S 1-3 ② K		4	0	0	0	0	2	2
44 Lastings Milledge, R (1, 7) OBP: 0.316, SLG: 0.457		B C B S F X 2-2 ③ L5		B X 1-0 1B		B B X 2-0 CS 1B		C S F D B F X 2-2 ③ F9		4	0	2	0	0	0	1
45 Pedro Martinez, R (1, 1) OBP: 0.129, SLG: 0.100		C S B X 1-2 ① F9		F C S 0-3 ③ K		C B 1 SAFE F 1 SAFE F T 1-2 ① K				2	0	0	0	0	1	1
Eli Marrero, R (6, PH) OBP: 0.341, SLG: 0.437										1	0	0	0	0	1	1
Heath Bell, R (7, 1)										0	0	0	0	0	0	0
25 Pedro Feliciano, L (8, 1)										0	0	0	0	0	0	0
Chad Bradford, R (8, 1)										0	0	0	0	0	0	0
Inning Stats	R: 0 E: 0 K: 0 S: 14 H: 1 LOB: 2 BB: 1 P: 25	R: 0 E: 0 K: 0 S: 9 H: 0 LOB: 0 BB: 0 P: 13	R: 0 E: 0 K: 2 S: 9 H: 0 LOB: 0 BB: 0 P: 12	R: 3 E: 0 K: 1 S: 16 H: 4 LOB: 1 BB: 1 P: 27	R: 3 E: 0 K: 1 S: 15 H: 4 LOB: 1 BB: 0 P: 26	R: 0 E: 0 K: 1 S: 8 H: 1 LOB: 0 BB: 0 P: 13	R: 0 E: 0 K: 0 S: 5 H: 1 LOB: 0 BB: 0 P: 8	R: 0 E: 0 K: 1 S: 16 H: 1 LOB: 1 BB: 0 P: 22		1B: 8 2B: 3 3B: 0 HR: 2	SF: 0 SAC: 0 DP: 1 HBP: 0					

	AB	33
	R	6
	H	12
	RBI	6
	BB	2
	SO	6
	LOB	13

WP: 0 PB: 0 SB: 4 CS: 1 PA: 36

PITCHER		IP	WLS	BF	H	R	ER	SO	BB	IBB	HBP	BLK	WP	HR	S	P	ERA	WHIP
22 Eric Milton, L ERA: 4.71	(1, 1)	4.1	L	23	9	6	6	3	2	0	0	0	0	2	56	90	12.46	2.538
Jason Standridge, R ERA:	(5, 1)	0.2		2	0	0	0	1	0	0	0	0	0	0	7	13	0.00	0.000
Esteban Yan, R ERA: 6.19	(6, 1)	1.0		3	1	0	0	1	0	0	0	0	0	0	8	13	0.00	1.000
Mike Burns, R ERA: 8.78	(7, 1)	2.0		7	2	0	0	1	0	0	0	0	0	0	21	30	0.00	1.000

PITCHER	IP	WLS	BF	H	R	ER	SO	BB	IBB	HBP	BLK	WP	HR	S	P	ERA	WHIP

Batter	1	2	3	4	5	6	7	8	9	AB	R	H	RBI	BB	SO	LOB
6 Ryan Freel, R (1, 5) (8, 7) OBP: 0.395, SLG: 0.447	1-1 2B		0-0 G1-3 1B		2-2 S 1B		0-1 E BLK 1B		2-2 S 2B	5	2	5	0	0	0	0
Felipe Lopez, S (1, 6) OBP: 0.355, SLG: 0.393	0-0 G4-3 2-H 2B		2-1 G1-3 1-2		0-3 K 1-2		1-3 K 1-2		1-3 K 2-3	5	0	1	1	0	3	4
Ken Griffey Jr., L (1, 8) OBP: 0.304, SLG: 0.489	1-0 G4-3 2-3		3-3 K		0-1 F7		1-3 K 2-3		1-0 P5	5	0	0	0	0	2	4
Rich Aurilia, R (1, 10) OBP: 0.315, SLG: 0.497	2-1 G1-3			2-2 F9	0-0 BB 2-H 1B		2-2 F8			4	0	1	1	0	0	2
Adam Dunn, L (1, 7) OBP: 0.370, SLG: 0.543 9 Juan Castro, R (8, 5) OBP: 0.256, SLG: 0.303	4-0 BB			1-2 K	4-2 BB 1-2			2-0 F8		2 0	0 0	0 0	0 0	2 0	1 0	0 0
Scott Hatteberg, L (1, 3) OBP: 0.408, SLG: 0.436	3-1 G4-3			2-0 1B 2B	2-2 P6			4-1 BB		3	1	1	0	1	0	4
Austin Kearns, R (1, 9) OBP: 0.351, SLG: 0.487		3-2 G6-3		2-1 4 1B 2-H 1B		0-0 F9		3-2 F9		4	0	1	1	0	0	1
4 Brandon Phillips, R (1, 4) OBP: 0.357, SLG: 0.467		0-0 G3		3-1 1-3 1B		2-1 F7		1-2 F8		4	0	1	0	0	0	1
Jason LaRue, R (1, 2) OBP: 0.261, SLG: 0.309		2-3 K		3-2 G4-3		2-1 P4			2-1 L7	4	0	0	0	0	1	2
Inning Stats	R: 1 E: 0 K: 0 S: 8 H: 2 LOB: 2 BB: 1 P: 19	R: 0 E: 0 K: 1 S: 8 H: 0 LOB: 0 BB: 0 P: 13	R: 0 E: 0 K: 1 S: 7 H: 1 LOB: 0 BB: 0 P: 12	R: 1 E: 0 K: 1 S: 14 H: 3 LOB: 2 BB: 0 P: 27	R: 1 E: 0 K: 1 S: 16 H: 2 LOB: 2 BB: 1 P: 24	R: 0 E: 0 K: 0 S: 5 H: 0 LOB: 0 BB: 0 P: 9	R: 0 E: 1 K: 2 S: 11 H: 1 LOB: 1 BB: 0 P: 15	R: 0 E: 0 K: 0 S: 10 H: 0 LOB: 1 BB: 1 P: 20	R: 0 E: 0 K: 1 S: 13 H: 1 LOB: 1 BB: 0 P: 19	1B: 6 2B: 4 3B: 0 HR: 0 SF: 0 SAC: 0 DP: 0 HBP: 0						

TOP

Cincinnati Reds @ Cleveland Indians

Jacobs Field, Cleveland, OH

Fri Jun 23 2006, 7:05 PM EDT
Att. 32,927 - Partly Cloudy - 70 F

livebaseballscorecards.com

AB	36
R	3
H	10
RBI	3
BB	3
SO	7
LOB	18

PITCHER		IP	WLS	BF	H	R	ER	SO	BB	IBB	HBP	BLK	WP	HR	S	P	ERA	WHIP
37 Jake Westbrook, R ERA: 4.36	(1, 1)	6.0	L	27	8	3	3	4	2	0	0	0	0	0	58	104	4.50	1.667
53 Rafael Perez, L ERA:	(7, 1)	1.1		6	1	0	0	2	1	0	0	1	0	0	13	23	0.00	1.500
63 Rafael Betancourt, R ERA: 4.43	(8, 1)	1.2		6	1	0	0	1	0	0	0	0	0	0	21	31	0.00	0.600

PITCHER	IP	WLS	BF	H	R	ER	SO	BB	IBB	HBP	BLK	WP	HR	S	P	ERA	WHIP

WP: 0 PB: 0 SB: 2 CS: 0 PA: 39

Batter	1	2	3	4	5	6	7	8	9	AB	R	H	RBI	BB	SO	LOB
24 Grady Sizemore, L (1, 8) OBP: 0.372, SLG: 0.535	F8		L4-6 2B		G4-3			G6-4-3 2 1B 1B		4	0	2	0	0	0	0
Ronnie Belliard, R (1, 4) OBP: 0.330, SLG: 0.388	G1-3		L4-6 2-2			P4		1-2 G6-4-3 2 1B		4	0	1	0	0	0	1
2 Jhonny Peralta, R (1, 6) OBP: 0.332, SLG: 0.382	K			4 1 1B 2B		G5-3		1-2f 2-3 G6-4-3		4	0	1	0	0	1	2
48 Travis Hafner, L (1, 10) OBP: 0.447, SLG: 0.602		F9		G1-3		1B		G1-3		4	0	1	0	0	0	2
41 Victor Martinez, S (1, 3) OBP: 0.360, SLG: 0.472		G1-3 BB		2-3 1B		K			P6	3	0	1	0	1	1	1
Todd Hollandsworth, L (1, 7) OBP: 0.222, SLG: 0.359		G1-3 1-2		K			L5		P4	4	0	0	0	0	1	3
Aaron Boone, R (1, 5) OBP: 0.322, SLG: 0.370		BB		P6			38 WP 1B		B2-3	3	0	1	0	1	0	2
38 Franklin Gutierrez, R (1, 9) OBP: 0.120, SLG: 0.120		K			G5-3		G6-3 1-2			3	0	0	0	0	1	3
10 Kelly Shoppach, R (1, 2) OBP: 0.318, SLG: 0.263			K		K		G6-3			3	0	0	0	0	2	1
Inning Stats	R: 0 H: 0 E: 0 LOB: 0 K: 1 BB: 0 S: 8 P: 11	R: 0 H: 0 E: 0 LOB: 2 K: 1 BB: 2 S: 12 P: 25	R: 0 H: 1 E: 0 LOB: 0 K: 1 BB: 0 S: 8 P: 12	R: 0 H: 2 E: 0 LOB: 2 K: 1 BB: 0 S: 10 P: 12	R: 0 H: 0 E: 0 LOB: 0 K: 1 BB: 0 S: 5 P: 8	R: 0 H: 1 E: 0 LOB: 1 K: 1 BB: 0 S: 10 P: 15	R: 0 H: 1 E: 0 LOB: 1 K: 0 BB: 0 S: 8 P: 14	R: 0 H: 2 E: 0 LOB: 1 K: 0 BB: 0 S: 7 P: 13	R: 0 H: 0 E: 0 LOB: 0 K: 0 BB: 0 S: 5 P: 7	1B: 5 SF: 0 2B: 3 SAC: 0 3B: 0 DP: 2 HR: 0 HBP: 0						

PITCHER	IP	WLS	BF	H	R	ER	SO	BB	IBB	HBP	BLK	WP	HR	S	P	ERA	WHIP
39 Aaron Harang, R (1, 1) ERA: 3.59	9.0	W	34	7	0	0	6	2	0	0	0	1	0	73	117	0.00	1.000

PITCHER	IP	WLS	BF	H	R	ER	SO	BB	IBB	HBP	BLK	WP	HR	S	P	ERA	WHIP

BOTTOM

Cincinnati Reds @ Cleveland Indians

Jacobs Field, Cleveland, OH

Fri Jun 23 2006, 7:05 PM EDT
Att. 32,927 - Partly Cloudy - 70 F

livebaseballscorecards.com

AB	32
R	0
H	7
RBI	0
BB	2
SO	6
LOB	15

Batter	1	2	3	4	5	6	7	8	9	AB	R	H	RBI	BB	SO	LOB
6 Ryan Freel, R (1, 8) OBP: 0.393, SLG: 0.448	F7		2B		L6			K		4	0	1	0	0	1	2
Felipe Lopez, S (1, 6) OBP: 0.351, SLG: 0.387	F9		F8			F8		P4		4	0	0	0	0	0	2
Ken Griffey Jr., L (1, 10) OBP: 0.308, SLG: 0.489	1B			1B		G4-3			L6	4	0	2	0	0	0	0
Rich Aurilia, R (1, 5) OBP: 0.309, SLG: 0.485	F7			L7		F9			K	4	0	0	0	0	1	2
Adam Dunn, L (1, 7) OBP: 0.366, SLG: 0.535		K		F9			F8		L7	4	0	0	0	0	1	1
Scott Hatteberg, L (1, 3) OBP: 0.402, SLG: 0.429		L8		L4			G4-3			3	0	0	0	0	0	1
Austin Kearns, R (1, 9) OBP: 0.347, SLG: 0.482		K			K		G4-3			3	0	0	0	0	2	0
4 Brandon Phillips, R (1, 4) OBP: 0.357, SLG: 0.465			P3		1B			G6-3		3	0	1	0	0	0	0
26 David Ross, R (1, 2) OBP: 0.402, SLG: 0.716			F8		F8			1B		3	0	1	0	0	0	1
Inning Stats	R: 0 E: 0 K: 0 S: 11 H: 1 LOB: 1 BB: 0 P: 15	R: 0 E: 0 K: 2 S: 9 H: 0 LOB: 0 BB: 0 P: 15	R: 0 E: 0 K: 0 S: 10 H: 1 LOB: 1 BB: 0 P: 14	R: 0 E: 0 K: 0 S: 8 H: 1 LOB: 1 BB: 0 P: 9	R: 0 E: 0 K: 1 S: 18 H: 1 LOB: 1 BB: 0 P: 24	R: 0 E: 0 K: 0 S: 8 H: 0 LOB: 0 BB: 0 P: 10	R: 0 E: 0 K: 0 S: 6 H: 0 LOB: 0 BB: 0 P: 11	R: 0 E: 0 K: 1 S: 11 H: 1 LOB: 1 BB: 0 P: 15	R: 0 E: 0 K: 1 S: 11 H: 0 LOB: 0 BB: 0 P: 16	1B: 4 2B: 1 3B: 0 HR: 0	SF: 0 SAC: 0 DP: 0 HBP: 0			WP: 0 PB: 0 SB: 0 CS: 0	PA: 32		

Cincinnati Reds @ Cleveland Indians

Jacobs Field, Cleveland, OH

Sat Jun 24 2006, 1:20 PM EDT

Att. 33,072 - Sunny - 67 F

TOP

livebaseballscorecards.com

AB	32
R	0
H	5
RBI	0
BB	0
SO	5
LOB	9

PITCHER		IP	WLS	BF	H	R	ER	SO	BB	IBB	HBP	BLK	WP	HR	S	P	ERA	WHIP
Paul Byrd, R ERA: 4.37	(1, 1)	8.0	W	29	5	0	0	4	0	0	0	0	0	0	81	113	0.00	0.625
Bob Wickman, R ERA: 3.32	(9, 1)	1.0		3	0	0	0	1	0	0	0	0	0	0	11	16	0.00	0.000

PITCHER	IP	WLS	BF	H	R	ER	SO	BB	IBB	HBP	BLK	WP	HR	S	P	ERA	WHIP

Batter	1	2	3	4	5	6	7	8	9	AB	R	H	RBI	BB	SO	LOB
24 Grady Sizemore, L (1, 8) OBP: 0.373, SLG: 0.543	C F X 0-2 ① F8		B C B X 2-1 ② F8		F B B B 4-1 BB		B B F X 2-1 HR			3	1	1	1	1	0	0
Ronnie Belliard, R (1, 4) OBP: 0.325, SLG: 0.383	B F X 1-1 ② G1-3		B X 1-0 ③ F7		C B B F S 2-3 ③ K		B C X 1-1 ③ G4-3			4	0	0	0	0	1	1
2 Jhonny Peralta, R (1, 6) OBP: 0.334, SLG: 0.388	B C S F B F F F B 3-2 ③ F8			C B X 1-1 48 2B 41 G4-3 1B		B C B F B F X 3-2 ① F8		B B C F F B X 3-2 2B		4	1	2	0	0	0	0
48 Travis Hafner, L (1, 10) OBP: 0.447, SLG: 0.605		B B B C C C X 3-2 ① F9		B X 1-0 41 G4-3 1-3 2B		B C X 1-1 41 1B 1B		B B X 2-0 ① G6-3		4	0	2	0	0	0	1
41 Victor Martinez, S (1, 2) OBP: 0.362, SLG: 0.471		B B B C C C B 4-2 HR BB		X 0-0 ① G4-3 2-3 3-H		B B C C F B F X 3-2 1-3 1B		C F C 0-3 ② K		3	1	1	1	1	1	2
Ben Broussard, L (1, 3) OBP: 0.371, SLG: 0.518	C F S 0-3 ② K			B F C X 1-2 ② P2		C B S S B S 2-3 ② K		B X 1-0 ③ F7		4	0	0	0	0	2	5
Todd Hollandsworth, L (1, 9) OBP: 0.226, SLG: 0.395 (8, 7)	B B C B F X 3-2 1-H HR			C B X 1-1 ③ G3		B B C C B X 3-2 ③ F8				3	1	1	2	0	0	3
Aaron Boone, R (1, 5) OBP: 0.318, SLG: 0.366	B B C X 2-1 ③ P3				B F F B B F F C 3-3 ① K		B C B X 2-1 ① F8			3	0	0	0	0	1	0
7 Joe Inglett, L (1, 7) 38 Franklin Gutierrez, R (7, PH) OBP: 0.115, SLG: 0.115 (8, 9)			C X 0-1 ① G1-3		B B C F X 2-2 ② G3		B C B X 2-1 ② F9			2 1	0 0	0 0	0 0	0 0	0 0	0 0
Inning Stats	R: 0 H: 0 E: 0 LOB: 0 K: 0 BB: 0 S: 12 P: 16	R: 2 H: 1 E: 0 LOB: 0 K: 1 BB: 1 S: 13 P: 25	R: 0 H: 0 E: 0 LOB: 0 K: 0 BB: 0 S: 5 P: 8	R: 1 H: 2 E: 0 LOB: 1 K: 0 BB: 0 S: 9 P: 13	R: 0 H: 0 E: 0 LOB: 1 K: 2 BB: 1 S: 12 P: 23	R: 0 H: 2 E: 0 LOB: 2 K: 1 BB: 0 S: 17 P: 29	R: 1 H: 1 E: 0 LOB: 0 K: 0 BB: 0 S: 8 P: 15	R: 0 H: 1 E: 0 LOB: 1 K: 1 BB: 0 S: 10 P: 16		1B: 3 SF: 0 2B: 2 SAC: 0 3B: 0 DP: 0 HR: 2 HBP: 0						

PITCHER	IP	WLS	BF	H	R	ER	SO	BB	IBB	HBP	BLK	WP	HR	S	P	ERA	WHIP
61 Bronson Arroyo, R (1, 1) ERA: 2.58	6.0	L	25	5	3	3	4	2	0	0	0	0	1	68	114	4.50	1.167
Kent Mercker, L (7, 1) ERA: 6.35	1.0		4	1	1	1	0	0	0	0	0	0	1	8	15	9.00	1.000
25 David Weathers, R (8, 1) ERA: 5.4	1.0		4	1	0	0	1	0	0	0	0	0	0	10	16	0.00	1.000

PITCHER	IP	WLS	BF	H	R	ER	SO	BB	IBB	HBP	BLK	WP	HR	S	P	ERA	WHIP

BOTTOM

Cincinnati Reds @ Cleveland Indians

Jacobs Field, Cleveland, OH

Sat Jun 24 2006, 1:20 PM EDT
Att. 33,072 - Sunny - 67 F

livebaseballscorecards.com

AB	31
R	4
H	7
RBI	4
BB	2
SO	5
LOB	12

WP: 0 PA: 33
PB: 0
SB: 0
CS: 0

Batter	1	2	3	4	5	6	7	8	9	AB	R	H	RBI	BB	SO	LOB
6 Ryan Freel, R (1, 8) OBP: 0.390, SLG: 0.442	C F B F X 1-2 L4 ①		X 0-0 G5-3 ③		B C 1 SAFE X 1-1 G5-4-3 ① ② 1-2f			B B C B F F B 4-2 4 SH1-3 BB		3	0	0	0	1	0	1
4 Brandon Phillips, R (1, 4) OBP: 0.357, SLG: 0.461	B F X 1-1 F7 ②			F B B B B 4-1 HR BB	X 0-0 F9 ③			1 SAFE 1 SAFE 1 SAFE C 1 SAFE X 0-1 SH1-3 ① 1-2		2	1	0	0	1	0	0
Ken Griffey Jr., L (1, 10) OBP: 0.311, SLG: 0.503	X 0-0 F7 ③			B 1 SAFE 1 SAFE B F B X 3-1 1-H HR		B F F F X 1-2 F8 ①		I I I I 4-0 IBB		3	1	1	2	1	0	0
Rich Aurilia, R (1, 5) OBP: 0.313, SLG: 0.486		C B X 1-1 G5-3 1B		B C B F X 2-2 HR 1B		C B S S 1-3 K ②		F B B B F X 3-2 F8 ②		4	1	2	0	0	1	2
Austin Kearns, R (1, 9) OBP: 0.346, SLG: 0.476		B C B B S X 2-2 G5-3 ① 1-2		B B B X 2-0 L9 ①		B B B B C S B 4-2 BB		B C S B S 2-3 K ③		3	0	0	0	1	1	4
Adam Dunn, L (1, 7) OBP: 0.364, SLG: 0.542		C F S 0-3 K ②		B B B X 3-0 1-H HR		B C B B C S 3-3 K ③			C S S 0-3 K ①	4	1	1	2	0	3	2
26 David Ross, R (1, 2) OBP: 0.397, SLG: 0.697		B F T B B F C C 3-3 K ③		B C F F B B B F F 3-3 F C K ②			L S F B B S 2-3 K ①		X 0-0 G6-3 1B	4	0	1	0	0	3	1
Scott Hatteberg, L (1, 3) OBP: 0.400, SLG: 0.426			C X 0-1 G6-3 ①	F C X 0-2 G5-3 ③			C B B B X 2-1 9 CS 1B		D X 1-0 1-2 G6-3 ②	4	0	1	0	0	0	1
9 Juan Castro, R (1, 6) OBP: 0.256, SLG: 0.302			B B C B X 3-1 G6-3 ②		C B B F F B X 3-2 6 G5-4-3 1B		S X 0-1 1-2 F7 ② ③		C F X 0-2 F9 ③	4	0	1	0	0	0	2
Inning Stats	R: 0 E: 0 K: 0 S: 7 H: 0 LOB: 0 BB: 0 P: 9	R: 0 E: 0 K: 2 S: 12 H: 1 LOB: 1 BB: 0 P: 18	R: 0 E: 0 K: 0 S: 5 H: 0 LOB: 0 BB: 0 P: 8	R: 4 E: 0 K: 1 S: 19 H: 3 LOB: 0 BB: 1 P: 36	R: 0 E: 0 K: 0 S: 7 H: 1 LOB: 0 BB: 0 P: 11	R: 0 E: 0 K: 2 S: 12 H: 0 LOB: 1 BB: 1 P: 21	R: 0 E: 0 K: 1 S: 8 H: 1 LOB: 0 BB: 0 P: 12	R: 0 E: 0 K: 1 S: 11 H: 0 LOB: 2 BB: 2 P: 24	R: 0 E: 0 K: 1 S: 8 H: 1 LOB: 1 BB: 0 P: 9	1B: 5 2B: 0 3B: 0 HR: 2 SF: 0 SAC: 1 DP: 1 HBP: 0						

PITCHER	IP	WLS	BF	H	R	ER	SO	BB	IBB	HBP	BLK	WP	HR	S	P	ERA	WHIP
45 Jeremy Sowers, L (1, 1) ERA: 7.2	5.0	L	20	5	4	4	3	1	0	0	0	0	2	50	82	7.20	1.200
Guillermo Mota, R (6, 1) ERA: 6.99	1.0		4	0	0	0	2	1	0	0	0	0	0	12	21	0.00	1.000
63 Rafael Betancourt, R (7, 1) ERA: 4.03	2.0		8	1	0	0	2	1	1	0	0	0	0	19	36	0.00	1.000
53 Rafael Perez, L (9, 1) ERA:	1.0		4	1	0	0	1	0	0	0	0	0	0	8	9	0.00	1.000

PITCHER	IP	WLS	BF	H	R	ER	SO	BB	IBB	HBP	BLK	WP	HR	S	P	ERA	WHIP

Cincinnati Reds @ Cleveland Indians

Jacobs Field, Cleveland, OH

Sun Jun 25 2006, 1:05 PM EDT

Att. 33,141 - Cloudy - 72 F

TOP

livebaseballscorecards.com

AB	31
R	4
H	7
RBI	4
BB	4
SO	8
LOB	13

WP: 0	PA: 36
PB: 0	
SB: 0	
CS: 1	

BOTTOM

Cincinnati Reds @ Cleveland Indians

Jacobs Field, Cleveland, OH

Sun Jun 25 2006, 1:05 PM EDT

Att. 33,141 - Cloudy - 72 F

livebaseballscorecards.com

Batter	1	2	3	4	5	6	7	8	9	AB	R	H	RBI	BB	SO	LOB
24 Grady Sizemore, L (1, 8) OBP: 0.372, SLG: 0.539	K		1B			G6-3	K			4	0	1	0	0	2	1
Ronnie Belliard, R (1, 4) OBP: 0.331, SLG: 0.390	K		1 SAFE 1 SAFE 1 SAFE 1-3 1B			2 1B 48 1B 2B	1-2 BB			3	1	2	0	1	1	0
2 Jhonny Peralta, R (1, 6) OBP: 0.333, SLG: 0.386	F7		F8			41 BB 48 1B SF7 2-3 1B	K			4	1	1	0	0	1	4
48 Travis Hafner, L (1, 10) OBP: 0.448, SLG: 0.603		G6-3		G4-3		BLK 41 BB 1-2 3-H 1B		41 G6-4-3 1B		4	0	2	1	0	0	0
41 Victor Martinez, S (1, 3) OBP: 0.361, SLG: 0.465		L7		G4-3		BLK 1-2 2-3 BB		G6-4-3 1-2f		3	0	0	0	1	0	1
Todd Hollandsworth, L (1, 9) OBP: 0.227, SLG: 0.393		1B		G3		SF7 3-H		G1-3		3	0	1	1	0	0	0
Aaron Boone, R (1, 5) OBP: 0.313, SLG: 0.360		F8			G6-3 G5-3	1-2 2-3			G6-3	4	0	0	0	0	0	3
7 Joe Inglett, L (1, 7)			B1-3		G4-3		K		G6-3	3	0	0	0	0	1	0
Ben Broussard, L (9, PH) OBP: 0.370, SLG: 0.515										1	0	0	0	0	0	0
10 Kelly Shoppach, R (1, 2) OBP: 0.308, SLG: 0.261			F8		G5-3		BB 1B		G4-3	4	0	1	0	0	0	0
Inning Stats	R: 0 H: 0 E: 0 LOB: 0 K: 2 BB: 0 S: 11 P: 16	R: 0 H: 1 E: 0 LOB: 1 K: 0 BB: 0 S: 7 P: 11	R: 0 H: 2 E: 0 LOB: 2 K: 0 BB: 0 S: 11 P: 15	R: 0 H: 0 E: 0 LOB: 0 K: 0 BB: 0 S: 9 P: 14	R: 0 H: 0 E: 0 LOB: 0 K: 0 BB: 0 S: 7 P: 9	R: 2 H: 3 E: 0 LOB: 2 K: 0 BB: 1 S: 11 P: 19	R: 0 H: 1 E: 0 LOB: 2 K: 3 BB: 1 S: 13 P: 22	R: 0 H: 1 E: 0 LOB: 0 K: 0 BB: 0 S: 11 P: 15	R: 0 H: 0 E: 0 LOB: 0 K: 0 BB: 0 S: 4 P: 5	1B: 7 SF: 1 2B: 1 SAC: 0 3B: 0 DP: 1 HR: 0 HBP: 0						

	AB	33
	R	2
	H	8
	RBI	2
	BB	2
	SO	5
	LOB	9

WP: 0 PA: 36
PB: 0
SB: 0
CS: 0

PITCHER		IP	WLS	BF	H	R	ER	SO	BB	IBB	HBP	BLK	WP	HR	S	P	ERA	WHIP
54 Elizardo Ramirez, R ERA: 3.61	(1, 1)	6.1	W	27	7	2	2	3	1	0	0	1	0	0	61	93	2.84	1.263
Chris Hammond, L ERA: 6.04	(7, 1)	1.2	H	6	1	0	0	2	1	0	0	0	0	0	19	28	0.00	1.200
56 Todd Coffey, R ERA: 2.23	(9, 1)	1.0	S	3	0	0	0	0	0	0	0	0	0	0	4	5	0.00	0.000

PITCHER	IP	WLS	BF	H	R	ER	SO	BB	IBB	HBP	BLK	WP	HR	S	P	ERA	WHIP

Kansas City Royals @ Cincinnati Reds

Great American Ball Park, Cincinnati, OH

Tue Jun 27 2006, 7:10 PM EDT

Att. 21,421 - Overcast - 79 F

TOP

livebaseballscorecards.com

Batter	1	2	3	4	5	6	7	8	9	AB	R	H	RBI	BB	SO	LOB
9 David DeJesus, L (1, 8) OBP: 0.380, SLG: 0.451	4-2 16 G5-4-3 BB		2-0 L3 ②			0-1 HR	4-1 SF9 15 SH1-4 1-2 BB	1-0 F7 ③		3	1	1	1	2	0	2
15 Mark Grudzielanek, R (1, 4) OBP: 0.324, SLG: 0.383	1-3 K ①		1-0 F8 ③			0-1 16 BB 2B 1B	0-1 SH1-4 ① 1-2 2-3		0-0 G6-3 ①	4	1	1	0	0	1	1
16 Reggie Sanders, R (1, 9) OBP: 0.302, SLG: 0.445	1-1 G5-4-3 ② ③ 1-2f			0-1 G6-3 ①		4-0 1-2 2B BB	4-0 IBB		1-3 K ②	3	1	0	0	2	1	1
Emil Brown, R (1, 7) OBP: 0.346, SLG: 0.445		3-2 HR		1-0 F9 ②		0-0 F7 1B 1-H 2-H 2B	0-1 SF9 ② 2-3 3-H		0-0 HR 2B	4	3	3	4	0	0	0
Tony Graffanino, R (1, 5) OBP: 0.311, SLG: 0.387 Elmer Dessens, R (7, 1) Jeremy Affeldt, L (8, 1) Matt Stairs, L (9, PH) OBP: 0.335, SLG: 0.459 Ambiorix Burgos, R (9, 1)	2-1 2B		2-2 G6-3 ③			1-1 F7 ① 2-3	1-2 F9 ③		1-1 HR 2B 2-H	4 0 0 1 0	0 0 0 1 0	1 0 0 1 0	0 0 0 2 0	0 0 0 0 0	0 0 0 0 0	3 0 0 0 0
Doug Mientkiewicz, L (1, 3) OBP: 0.351, SLG: 0.383	1-1 F9 ①		2-2 P6 ①			1-1 4 G3 1B 3-H		2-1 F7 ①	3-1 L8 ③	5	0	1	1	0	0	1
4 Angel Berroa, R (1, 6) OBP: 0.267, SLG: 0.339	0-2 G6-3 ②		0-1 F9 ②			3-2 G3 ② 1-2		0-0 G3 ②		4	0	0	0	0	0	2
14 John Buck, R (1, 2) OBP: 0.324, SLG: 0.425	2-3 K ③		1-2 HR			2-3 K ③		1-0 24 E 1B		4	1	2	1	0	2	2
Mike Wood, R (1, 1) Todd Wellemeyer, R (4, 1) Esteban German, R (7, PH) OBP: 0.425, SLG: 0.394 Andrew Sisco, L (7, 1) 24 Mark Teahen, L (7, 5) OBP: 0.283, SLG: 0.389			0-1 B1-3 ①		1-3 K ③		4-2 15 SH1-4 9 BB SF9 BB	1-1 FC4 1-2		1 1 0 0 1	0 0 1 0 0	0 0 0 0 0	0 0 1 0 0	0 1 0 0 0	0 0 0 0 0	0 0 0 0 1
Inning Stats	R: 0 E: 0 K: 1 S: 7 / H: 0 LOB: 0 BB: 1 P: 13	R: 1 E: 0 K: 1 S: 14 / H: 2 LOB: 1 BB: 0 P: 22	R: 0 E: 0 K: 0 S: 4 / H: 0 LOB: 0 BB: 0 P: 7	R: 0 E: 0 K: 0 S: 6 / H: 0 LOB: 0 BB: 0 P: 9	R: 1 E: 0 K: 1 S: 11 / H: 1 LOB: 0 BB: 0 P: 15	R: 4 E: 0 K: 1 S: 15 / H: 4 LOB: 1 BB: 1 P: 26	R: 1 E: 0 K: 0 S: 13 / H: 0 LOB: 2 BB: 3 P: 26	R: 0 E: 1 K: 0 S: 7 / H: 1 LOB: 2 BB: 0 P: 12	R: 2 E: 0 K: 1 S: 10 / H: 2 LOB: 0 BB: 0 P: 15	1B: 3 2B: 3 3B: 0 HR: 4 / SF: 1 SAC: 1 DP: 1 HBP: 0							WP: 0 PB: 0 SB: 0 CS: 0 / PA: 42

	AB	35
	R	9
	H	10
	RBI	9
	BB	5
	SO	5
	LOB	13

PITCHER		IP	WLS	BF	H	R	ER	SO	BB	IBB	HBP	BLK	WP	HR	S	P	ERA	WHIP
22 Eric Milton, L ERA: 5.14	(1, 1)	5.1		24	7	6	6	3	2	0	0	0	0	3	51	81	10.12	1.688
Jason Standridge, R ERA: 3.86	(6, 1)	0.2		4	0	1	1	1	2	0	0	0	0	0	10	23	13.50	3.000
Esteban Yan, R ERA: 6.0	(7, 1)	1.0		4	0	0	0	0	0	1	0	0	0	0	9	14	0.00	0.000
Kent Mercker, L ERA: 6.0	(8, 1)	1.0		5	1	0	0	0	0	0	0	0	0	0	7	12	0.00	1.000
56 Todd Coffey, R ERA: 2.61	(9, 1)	1.0	L	5	2	2	2	1	0	0	0	0	0	1	10	15	18.00	2.000

PITCHER		IP	WLS	BF	H	R	ER	SO	BB	IBB	HBP	BLK	WP	HR	S	P	ERA	WHIP

BOTTOM

Kansas City Royals @ Cincinnati Reds

Great American Ball Park, Cincinnati, OH

Tue Jun 27 2006, 7:10 PM EDT
Att. 21,421 - Overcast - 79 F

livebaseballscorecards.com

Batter	1	2	3	4	5	6	7	8	9	AB	R	H	RBI	BB	SO	LOB
Felipe Lopez, S (1, 6) OBP: 0.349, SLG: 0.384	G3-1		G4-3 2-3	1B			G6-3	G2-3 1-2		5	0	1	0	0	0	2
Adam Dunn, L (1, 7) OBP: 0.368, SLG: 0.541	K		HR 1B 3-H	K			1B BB	BB		4	1	2	1	1	2	1
Ken Griffey Jr., L (1, 8) OBP: 0.313, SLG: 0.513	F9		HR 1-H		P2		1B BB 1-2	F7		4	1	1	2	1	0	2
Rich Aurilia, R (1, 5) OBP: 0.315, SLG: 0.489		G5-3	E 2B		K		FC6-4 1B 1-2 2-3		B1-3	5	1	2	0	0	1	0
Scott Hatteberg, L (1, 3) OBP: 0.400, SLG: 0.440		F9	E9 1B 2-H	1B	G4-3		FC6-4 1-2f		HR	5	2	2	2	0	0	3
Austin Kearns, R (1, 9) OBP: 0.350, SLG: 0.477		BB	1B 3-H			K		26 WP 4 1B 26 1B 1B	K	4	1	2	1	1	2	0
4 Brandon Phillips, R (1, 4) OBP: 0.354, SLG: 0.456		F9	G5-3			G6-3		26 1B 26 WP 1-2 FC6-4 1B	F8	5	1	1	0	0	0	2
26 David Ross, R (1, 2) OBP: 0.392, SLG: 0.680			F7	G6-3		F9		FC6-4 1-3 2-H 1B		4	0	1	1	0	0	0
22 Eric Milton, L (1, 1) OBP: 0.174, SLG: 0.348			G4-3 1B 2B 1-H	G4-3			F9	FC6-4 G2-3 1-2f 3-H		2	1	1	0	0	0	0
Jason Standridge, R (6, 1)										0	0	0	0	0	0	0
Esteban Yan, R (7, 1)										0	0	0	0	0	0	0
6 Ryan Freel, R (7, PH) OBP: 0.389, SLG: 0.440										1	0	0	0	0	0	0
Kent Mercker, L (8, 1)										0	0	0	0	0	0	0
Javier Valentin, S (8, PH) OBP: 0.277, SLG: 0.300										1	0	0	1	0	0	1
Quinton McCracken, S (8, PR) OBP: 0.245, SLG: 0.306										0	0	0	0	0	0	0
56 Todd Coffey, R (9, 1)										0	0	0	0	0	0	0
Inning Stats	R: 0 E: 0 K: 1 S: 6 H: 0 LOB: 0 BB: 0 P: 10	R: 0 E: 0 K: 0 S: 11 H: 0 LOB: 1 BB: 1 P: 18	R: 5 E: 1 K: 0 S: 16 H: 6 LOB: 1 BB: 0 P: 23	R: 0 E: 0 K: 1 S: 8 H: 1 LOB: 1 BB: 0 P: 12	R: 0 E: 0 K: 1 S: 6 H: 0 LOB: 0 BB: 0 P: 9	R: 0 E: 0 K: 1 S: 8 H: 0 LOB: 0 BB: 0 P: 11	R: 0 E: 0 K: 0 S: 15 H: 2 LOB: 3 BB: 1 P: 28	R: 2 E: 0 K: 0 S: 19 H: 3 LOB: 2 BB: 1 P: 33	R: 1 E: 0 K: 1 S: 9 H: 1 LOB: 0 BB: 0 P: 14	1B: 9 2B: 2 3B: 0 HR: 2 SF: 0 SAC: 0 DP: 0 HBP: 0						

AB	40
R	8
H	13
RBI	8
BB	3
SO	5
LOB	11

WP: 1 PA: 43
PB: 0
SB: 0
CS: 0

PITCHER		IP	WLS	BF	H	R	ER	SO	BB	IBB	HBP	BLK	WP	HR	S	P	ERA	WHIP
Mike Wood, R ERA: 4.87	(1, 1)	3.2		19	7	5	4	1	1	0	0	0	0	1	38	58	9.82	2.182
Todd Wellemeyer, R ERA: 4.61	(4, 1)	2.1		7	0	0	0	3	0	0	0	0	0	0	17	25	0.00	0.000
Andrew Sisco, L ERA: 7.44	(7, 1)	0.2	H	4	1	0	0	0	1	0	0	0	0	0	12	23	0.00	3.000
Elmer Dessens, R ERA: 4.07	(7, 1)	0.2	B	6	4	2	2	0	0	0	0	0	1	0	13	21	27.00	6.000
Jeremy Affeldt, L ERA: 6.99	(8, 1)	0.2	W	3	0	0	0	0	1	0	0	0	0	0	9	17	0.00	1.500

PITCHER		IP	WLS	BF	H	R	ER	SO	BB	IBB	HBP	BLK	WP	HR	S	P	ERA	WHIP
Ambiorix Burgos, R ERA: 6.56	(9, 1)	1.0	S	4	1	1	1	1	0	0	0	0	0	1	9	14	9.00	1.000

Kansas City Royals @ Cincinnati Reds

Great American Ball Park, Cincinnati, OH

Wed Jun 28 2006, 7:10 PM EDT

Att. 34,648 - Partly Cloudy - 83 F

livebaseballscorecards.com

TOP

Batter	1	2	3	4	5	6	7	8	9	AB	R	H	RBI	BB	SO	LOB
9 David DeJesus, L (1, 7) OBP: 0.384, SLG: 0.452	B T B X 2-1 F7 ①		B C X 1-1 1B			B C S B B B X 3-2 1B		B X 1-0 G3 ① 2-3		4	0	2	0	0	0	1
15 Mark Grudzielanek, R (1, 4) OBP: 0.323, SLG: 0.385 57 Joel Peralta, R (8, 1)	C X 0-1 G5-3 ②		D B X 2-0 F9 ③			X 0-0 F9 ①		X 0-0 G3 2B 3-H		4	0	1	1	0	0	2
										0	0	0	0	0	0	0
Doug Mientkiewicz, L (1, 3) OBP: 0.346, SLG: 0.377	B F B B X 3-1 F9 ③			B F C B B C 2-3 K ①		B B F C S 2-3 K ②		C F F B B F X 2-2 G3 ② 2-3		4	0	0	0	0	2	2
16 Reggie Sanders, R (1, 9) OBP: 0.301, SLG: 0.442		C X 0-1 G1-3 ①		F B C B B F X 3-2 24 CS 1B		C X 0-1 P3 ③		X 0-0 G6-3 ③		4	0	1	0	0	0	2
24 Mark Teahen, L (1, 5) OBP: 0.282, SLG: 0.386		C B B F B X 3-2 G3-1 ②		F S B F D F F F F 3-3 K ② ③ 1-2			B S F B X 2-2 4 FC6-4 1B		C X 0-1 G4-3 ①	4	0	1	0	0	1	1
14 John Buck, R (1, 2) OBP: 0.323, SLG: 0.439		B B S B S X 3-2 HR			B C B X 2-1 P4 ①		C D C 1-3 K ①		B B C F S 2-3 K ②	4	1	1	1	0	2	1
4 Angel Berroa, R (1, 6) OBP: 0.263, SLG: 0.333		C X 0-1 P1 ③			B F F F X 1-2 F7 ②		B F B F F X 2-2 FC6-4 ② 1-2f		C B B F S 2-3 K ③	4	0	0	0	0	1	1
2 Joey Gathright, L (1, 8) OBP: 0.323, SLG: 0.256			C X 0-1 37 CS 1B		F S B B B F B 4-2 37 FC6-4 BB		B C B X 2-1 P5 ③			2	0	1	0	1	0	1
37 Scott Elarton, R (1, 1) OBP: 0.333, SLG: 0.667 Andrew Sisco, L (7, 1)			C B C X 1-2 G5-3 ① ② 1-2		X 0-0 FC6-4 ③ 1-2f			C F B X 1-2 9 G3 15 2B 2B		2	0	0	0	0	0	2
Esteban German, R (8, PH) OBP: 0.430, SLG: 0.409 (8, 4)										0	0	0	0	0	0	0
										1	1	1	0	0	0	0

Inning Stats																								
	R: 0	H: 0	R: 1	H: 1	R: 0	H: 2	R: 0	H: 1	R: 0	H: 0	R: 0	H: 1	R: 0	H: 1	R: 1	H: 2	R: 0	H: 0	1B: 5	SF: 0	WP: 0	PA: 34
	E: 0	LOB: 0	E: 0	LOB: 0	E: 0	LOB: 1	LOB: 1	LOB: 1	E: 0	LOB: 1	E: 0	LOB: 1	E: 0	LOB: 1	E: 0	LOB: 1	E: 0	LOB: 0	2B: 3	SAC: 0	PB: 0	
	K: 0	BB: 0	K: 0	BB: 0	K: 0	BB: 0	K: 2	BB: 0	K: 0	BB: 1	K: 1	BB: 0	K: 1	BB: 1	E: 0	BB: 0	K: 2	BB: 0	3B: 0	DP: 1	SB: 0	
	S: 6	P: 11	S: 10	P: 16	S: 8	P: 12	S: 17	P: 25	S: 10	P: 17	S: 9	P: 14	S: 12	P: 19	S: 12	P: 16	S: 8	P: 12	HR: 1	HBP: 0	CS: 2	

PITCHER		IP	WLS	BF	H	R	ER	SO	BB	IBB	HBP	BLK	WP	HR	S	P	ERA	WHIP
39 Aaron Harang, R ERA: 3.45	(1, 1)	7.0	W	26	6	1	1	4	1	0	0	0	0	1	72	114	1.29	1.000
25 David Weathers, R ERA: 5.5	(8, 1)	1.0		5	2	1	1	0	0	0	0	0	0	0	12	16	9.00	2.000
31 Matt Belisle, R ERA: 3.66	(9, 1)	1.0		3	0	0	0	2	0	0	0	0	0	0	8	12	0.00	0.000

PITCHER	IP	WLS	BF	H	R	ER	SO	BB	IBB	HBP	BLK	WP	HR	S	P	ERA	WHIP

AB	33
R	2
H	8
RBI	2
BB	1
SO	6
LOB	13

Batter	1	2	3	4	5	6	7	8	9	AB	R	H	RBI	BB	SO	LOB
6 Ryan Freel, R (1, 9) OBP: 0.381, SLG: 0.430	X 0-0 ① F8		C C B S 1-3 ① K2-3	C B B X 2-1 ① G6-3		B X 1-0 ①② G6-4-3 1-2f		C B F C 1-3 ③ K		5	0	0	0	0	2	2
Felipe Lopez, S (1, 6) OBP: 0.350, SLG: 0.395	B B C F F X 2-2 P2 1B		F C B X 1-2 HR	B B C X 2-1 ② F7		C B B F F S 2-3 ③ K				4	1	2	1	0	1	0
Ken Griffey Jr., L (1, 8) OBP: 0.317, SLG: 0.527	B C C B 1 SAFE F X 2-2 ②③ P2 1-2		T B X 1-1 HR 1B	B X 1-0 ③ G4-3			B X 1-0 HR			4	2	2	1	0	0	1
Rich Aurilia, R (1, 5) OBP: 0.318, SLG: 0.505		F X 0-1 FC6 4 SF7 BB 1B	C X 0-1 1-H HR		B C F B F X 2-2 ① F7		C T B B F S 2-3 ① K			4	2	2	2	0	1	0
Adam Dunn, L (1, 7) OBP: 0.372, SLG: 0.539		C B B B B 4-1 FC6 1-2 BB	C E B B B B 4-2 HR BB		F B B B F X 3-2 ② G4-3		B F S B B B 4-2 L1-3 BB			1	1	0	0	3	0	0
Scott Hatteberg, L (1, 3) OBP: 0.402, SLG: 0.452		B C X 1-1 ① FC6 1B 1-2f 2-3	C X 0-1 1-H HR		B B B C B 4-1 4 HBP BB		B B F F B F X 3-2 ②③ L1-3 1-1			3	1	1	2	1	0	3
4 Brandon Phillips, R (1, 4) OBP: 0.356, SLG: 0.456		B X 1-0 ② SF7 3-H	C F F C 0-3 ② K		C B B F F H 3-2 1-2 HBP			F S B X 1-2 1B		2	0	1	1	0	1	0
Jason LaRue, R (1, 2) OBP: 0.270, SLG: 0.317		C F B B X 1-2 1-3 1B	X 0-0 1B		T B X 1-1 ③ F8			X 0-0 ① F7		4	0	2	0	0	0	3
39 Aaron Harang, R (1, 1) OBP: 0.222, SLG: 0.200 25 David Weathers, R (8, 1) Javier Valentin, S (8, PH) OBP: 0.274, SLG: 0.297 31 Matt Belisle, R (9, 1)		X 0-0 ③ G4-3	S C F S 0-3 ③ K			B B B B 4-0 6 G6-4-3 BB		F C S 0-3 ② K		2 0 1 0	0 0 0 0	0 0 0 0	1 0 0 0	1 0 1 0	3 0 1 0	
Inning Stats	R: 0 E: 0 K: 0 S: 9 H: 1 LOB: 0 BB: 0 P: 13	R: 1 E: 0 K: 0 S: 10 H: 2 LOB: 2 BB: 1 P: 17	R: 5 E: 0 K: 3 S: 23 H: 5 LOB: 1 BB: 1 P: 30	R: 0 E: 0 K: 0 S: 5 H: 0 LOB: 0 BB: 0 P: 10	R: 0 E: 0 K: 0 S: 13 H: 0 LOB: 2 BB: 1 P: 26	R: 0 E: 0 K: 1 S: 5 H: 0 LOB: 0 BB: 1 P: 12	R: 1 E: 0 K: 1 S: 10 H: 1 LOB: 0 BB: 1 P: 20	R: 0 E: 0 K: 2 S: 10 H: 1 LOB: 1 BB: 0 P: 12		1B: 6 2B: 1 3B: 0 HR: 4 SF: 1 SAC: 0 DP: 2 HBP: 1				WP: 0 PB: 0 SB: 0 CS: 0 PA: 37		

PITCHER		IP	WLS	BF	H	R	ER	SO	BB	IBB	HBP	BLK	WP	HR	S	P	ERA	WHIP
37 Scott Elarton, R ERA: 5.13	(1, 1)	6.0	L	29	8	6	6	4	4	0	1	0	0	3	65	108	9.00	2.000
Andrew Sisco, L ERA: 7.49	(7, 1)	1.0		4	1	1	1	1	1	0	0	0	0	1	10	20	9.00	2.000
57 Joel Peralta, R ERA: 4.63	(8, 1)	1.0		4	1	0	0	2	0	0	0	0	0	0	10	12	0.00	1.000

PITCHER	IP	WLS	BF	H	R	ER	SO	BB	IBB	HBP	BLK	WP	HR	S	P	ERA	WHIP

BOTTOM

Kansas City Royals @ Cincinnati Reds

Great American Ball Park, Cincinnati, OH

Wed Jun 28 2006, 7:10 PM EDT

Att. 34,648 - Partly Cloudy - 83 F

livebaseballscorecards.com

AB	30
R	7
H	10
RBI	7
BB	5
SO	7
LOB	13

Kansas City Royals @ Cincinnati Reds

Great American Ball Park, Cincinnati, OH

Thu Jun 29 2006, 7:10 PM EDT

Att. 22,096 - Partly Cloudy - 81 F

TOP

livebaseballscorecards.com

Batter	1	2	3	4	5	6	7	8	9	AB	R	H	RBI	BB	SO	LOB
9 David DeJesus, L (1, 7) (8, 8) OBP: 0.384, SLG: 0.458	B B B C C X 3-2 G6-3		B C X 1-1 1B		F C B F X 1-2 L9			C X 0-1 15 1B 2B	C X 0-1 G4-3	5	1	2	0	0	0	0
15 Mark Grudzielanek, R (1, 4) OBP: 0.321, SLG: 0.381	C F B S 1-3 K			X 0-0 F9	C X 0-1 L7			X 0-0 FC4-6 2-H 1B	S X 0-1 G3-1	5	0	1	1	0	1	0
Doug Mientkiewicz, L (1, 3) OBP: 0.347, SLG: 0.390	S B F X 1-2 HR			C B X 1-1 24 1B BB G3-1 1B		X 0-0 G1-3		C F F X 0-2 FC4-6 16 1B 1B 1B 1-2f	B C C X 1-2 P6	5	3	2	1	0	0	1
Emil Brown, R (1, 9) (8, 7) OBP: 0.349, SLG: 0.444	F X 0-1 F8			B T B B S B 4-2 G3-1 24 1B 1-2 BB		C B F B X 2-2 G5-3		B B B C S T X 3-2 1B 16 1B 1-2 SF8 1B		3	1	1	0	1	0	0
24 Mark Teahen, L (1, 5) OBP: 0.283, SLG: 0.385		C S B F B T 2-2 K		F B C B X 2-2 G3-1 1-2 2-3 1B		B B C F F S 2-3 K		B X 1-0 SF8 1B 1-2 2-3 1B		3	0	1	0	0	2	0
16 Reggie Sanders, R (8, PH) OBP: 0.304, SLG: 0.444 (8, 9)										1	0	1	0	0	0	0
Tony Graffanino, R (1, 6) (8, 5) OBP: 0.316, SLG: 0.386		B B B B 4-0 CS BB		S B F B X 2-2 G3-1 1-2 2-3 3-H			C F B B X 2-2 F7	B X 1-0 2 BB 1-2 2-3 3-H 1B		3	0	1	2	1	0	2
Paul Bako, L (1, 2) OBP: 0.300, SLG: 0.268		C B C B F F F B C 3-3 K 1-2		B B B C B 4-1 BB			S B B C B X 3-2 G1-3	B X 1-0 SF8 2-3 3-H		2	0	0	1	1	1	1
2 Joey Gathright, L (1, 8) OBP: 0.327, SLG: 0.257	B S X 1-1 G4-3			X 0-0 L7			B X 1-0 1B	C F B F B F B B 4-2 1-2 BB		3	0	1	0	1	0	3
Elmer Dessens, R (8, 1)										0	0	0	0	0	0	0
41 Jimmy Gobble, L (8, 1)										0	0	0	0	0	0	0
Bob Keppel, R (1, 1)			X 0-0 L9		C F B X 1-2 F8		B C C C 1-3 K	F F F B F F X 1-2 G3		1	0	0	0	0	0	0
Jeremy Affeldt, L (3, 1)										1	0	0	0	0	0	0
Esteban German, R (7, PH) OBP: 0.426, SLG: 0.405										1	0	0	0	0	1	1
Todd Wellemeyer, R (7, 1)										0	0	0	0	0	0	0
4 Angel Berroa, R (8, PH) OBP: 0.262, SLG: 0.332										1	0	0	0	0	0	3
(8, 6)																

	AB	34
	R	5
	H	10
	RBI	5
	BB	4
	SO	5
	LOB	11

Inning Stats	1	2	3	4	5	6	7	8	9
	R: 1 E: 0 K: 1 S: 11	H: 1 LOB: 0 BB: 0 P: 16	R: 0 E: 0 K: 2 S: 10	H: 0 LOB: 1 BB: 1 P: 19	R: 0 E: 0 K: 0 S: 5	H: 1 LOB: 1 BB: 0 P: 7	R: 1 E: 0 K: 0 S: 13	H: 2 LOB: 3 BB: 2 P: 26	R: 0 E: 0 K: 0 S: 9	H: 0 LOB: 0 BB: 0 P: 11	R: 0 E: 0 K: 1 S: 8	H: 0 LOB: 0 BB: 0 P: 12	R: 0 E: 0 K: 1 S: 10	H: 1 LOB: 1 BB: 0 P: 17	R: 3 E: 0 K: 0 S: 25	H: 5 LOB: 3 BB: 1 P: 36	R: 0 E: 0 K: 0 S: 7	H: 0 LOB: 0 BB: 0 P: 8

	1B: 8	SF: 1	WP: 0	PA: 39
	2B: 2	SAC: 0	PB: 0	
	3B: 0	DP: 1	SB: 0	
	HR: 1	HBP: 0	CS: 1	

PITCHER		IP	WLS	BF	H	R	ER	SO	BB	IBB	HBP	BLK	WP	HR	S	P	ERA	WHIP
61 Bronson Arroyo, R ERA: 2.58	(1, 1)	7.0		27	5	2	2	5	3	0	0	0	0	1	66	108	2.57	1.143
Chris Hammond, L ERA: 6.91	(8, 1)	0.1	H	4	3	3	3	0	0	0	0	0	0	0	11	14	81.00	9.000
25 David Weathers, R ERA: 5.4	(8, 1)	0.2	W	5	2	0	0	0	1	0	0	0	0	0	14	22	0.00	4.500
56 Todd Coffey, R ERA: 2.55	(9, 1)	1.0	S	3	0	0	0	0	0	0	0	0	0	0	7	8	0.00	0.000

PITCHER	IP	WLS	BF	H	R	ER	SO	BB	IBB	HBP	BLK	WP	HR	S	P	ERA	WHIP

BOTTOM

Kansas City Royals @ Cincinnati Reds

Great American Ball Park, Cincinnati, OH

Thu Jun 29 2006, 7:10 PM EDT

Att. 22,096 - Partly Cloudy - 81 F

livebaseballscorecards.com

Batter	1	2	3	4	5	6	7	8	9	AB	R	H	RBI	BB	SO	LOB
Felipe Lopez, S (1, 6) OBP: 0.354, SLG: 0.408	HR 1B	PO 2-3	HR	SF9 3-H		K		2B BB		3	2	2	2	1	1	2
Adam Dunn, L (1, 7) OBP: 0.373, SLG: 0.551	F7		HR	F8			K	2B		5	1	2	2	0	1	2
56 Todd Coffey, R (9, 1)								1-H 2-H		0	0	0	0	0	0	0
Ken Griffey Jr., L (1, 8) OBP: 0.316, SLG: 0.537	HR 1-H		G5-3		F7		F7			4	1	1	2	0	0	0
Rich Aurilia, R (1, 5) OBP: 0.322, SLG: 0.500	G5-3		BB		K		1B BB			2	0	0	0	2	1	0
Scott Hatteberg, L (1, 3) OBP: 0.399, SLG: 0.449	F9		K		G3		1-2 1B			4	0	1	0	0	1	1
Austin Kearns, R (1, 9) OBP: 0.349, SLG: 0.477		G5-3	G5-3			61 SH3-4 2B	G1-3			4	0	1	0	0	0	3
4 Brandon Phillips, R (1, 4) OBP: 0.358, SLG: 0.455		PO 26 S 1B	61 SH 26 G5-3 SF9 BB			L9		G3		3	1	1	0	1	0	1
26 David Ross, R (1, 2) OBP: 0.387, SLG: 0.660		K 1-2	G5-3 1-2			61 SH3-4 BB		G5-3		3	0	0	0	1	1	2
61 Bronson Arroyo, R (1, 1) OBP: 0.227, SLG: 0.341										0	0	0	0	1	0	0
Chris Hammond, L (8, 1)										0	0	0	0	0	0	0
25 David Weathers, R (8, 1)										0	0	0	0	0	0	0
Javier Valentin, S (8, PH) OBP: 0.281, SLG: 0.304										1	0	1	0	0	0	0
6 Ryan Freel, R (8, PR) OBP: 0.381, SLG: 0.430										0	1	0	0	0	0	0
	BB			SH 2-3		SH3-4 1-2 2-3		2B 1B								
(9, 7)																
Inning Stats	R: 2 E: 0 K: 0 S: 8 H: 2 LOB: 0 BB: 0 P: 15	R: 0 E: 0 K: 1 S: 8 H: 1 LOB: 1 BB: 1 P: 16	R: 2 E: 0 K: 1 S: 14 H: 2 LOB: 1 BB: 1 P: 25	R: 1 E: 1 K: 0 S: 11 H: 0 LOB: 1 BB: 1 P: 22	R: 0 E: 0 K: 1 S: 5 H: 0 LOB: 0 BB: 0 P: 11	R: 0 E: 0 K: 1 S: 13 H: 1 LOB: 2 BB: 1 P: 21	R: 0 E: 0 K: 1 S: 13 H: 1 LOB: 2 BB: 1 P: 20	R: 1 E: 0 K: 0 S: 12 H: 2 LOB: 3 BB: 1 P: 19		1B: 4 2B: 2 3B: 0 HR: 3 SF: 1 SAC: 2 DP: 0 HBP: 0						

AB	29
R	6
H	9
RBI	6
BB	6
SO	5
LOB	11

PITCHER		IP	WLS	BF	H	R	ER	SO	BB	IBB	HBP	BLK	WP	HR	S	P	ERA	WHIP
Bob Keppel, R ERA: 5.5	(1, 1)	2.1		13	5	4	4	1	2	0	0	0	0	3	26	51	15.43	3.000
Jeremy Affeldt, L ERA: 6.56	(3, 1)	3.2		15	1	1	0	3	2	0	0	0	0	0	33	59	0.00	0.818
Todd Wellemeyer, R ERA: 4.45	(7, 1)	1.0		5	1	0	0	1	1	0	0	0	0	0	13	20	0.00	2.000
Elmer Dessens, R ERA: 4.22	(8, 1)	0.2	L	4	1	1	1	0	1	0	0	0	0	0	8	15	13.50	3.000
41 Jimmy Gobble, L ERA: 3.76	(8, 1)	0.1		1	1	0	0	0	0	0	0	0	0	0	4	4	0.00	3.000

PITCHER		IP	WLS	BF	H	R	ER	SO	BB	IBB	HBP	BLK	WP	HR	S	P	ERA	WHIP

Batter	1	2	3	4	5	6	7	8	9	AB	R	H	RBI	BB	SO	LOB
24 Grady Sizemore, L (1, 8) OBP: 0.381, SLG: 0.556	G4-3 K2-3			2-H 2B		K			1B 2B	5	1	2	1	0	2	3
Ronnie Belliard, R (1, 4) OBP: 0.339, SLG: 0.410	HR	F9		F7			P6		2 G6-4-3 2-H 1B	5	1	2	2	0	0	1
2 Jhonny Peralta, R (1, 6) OBP: 0.325, SLG: 0.378	41 1B 1B	G4-3		K			G6-3		G6-4-3 1-2f	5	1	1	0	0	1	2
41 Victor Martinez, S (1, 2) OBP: 0.357, SLG: 0.458	SAFE 1B 2B 1-2 1B	G4-3			K		F7			4	1	1	0	0	1	0
Ben Broussard, L (1, 3) OBP: 0.367, SLG: 0.507	2B 1B 1-2 2-H 1B		G4-3		L6			G5-3		4	1	1	1	0	0	0
Todd Hollandsworth, L (1, 7) OBP: 0.229, SLG: 0.440	1B 1-3 2-H 2B		F8		L7			HR		4	2	2	2	0	0	0
Aaron Boone, R (1, 5) OBP: 0.306, SLG: 0.352	38 E 2-H 3-H 1B		G6-3			K		F7		4	0	1	2	0	1	0
38 Franklin Gutierrez, R (1, 9) OBP: 0.214, SLG: 0.220	E5 1-3			24 2B SH3 1B		SH1-4 BB		P6		3	1	1	0	1	0	1
Paul Byrd, R (1, 1) OBP: 0.250, SLG: 0.250 53 Rafael Perez, L (7, 1) 63 Rafael Betancourt, R (8, 1) 55 Roberto Hernandez, R (8, 1) 25 Ryan Garko, R (9, PH) Bob Wickman, R (9, 1)	G5-3			SH3 1-2		SH1-4 1-2			L4	1 0 0 0 1 0	0 0 0 0 0 0	0 0 0 0 0 0	0 0 0 0 0 0	0 0 0 0 0 0	0 0 0 0 0 0	2 0 0 0 0 0
Inning Stats	R: 5 E: 1 K: 1 S: 24 H: 6 LOB: 2 BB: 0 P: 34	R: 0 E: 0 K: 0 S: 7 H: 0 LOB: 0 BB: 0 P: 9	R: 0 E: 0 K: 0 S: 5 H: 0 LOB: 0 BB: 0 P: 6	R: 1 E: 0 K: 1 S: 11 H: 2 LOB: 1 BB: 0 P: 19	R: 0 E: 0 K: 1 S: 9 H: 0 LOB: 0 BB: 0 P: 10	R: 0 E: 0 K: 2 S: 11 H: 0 LOB: 1 BB: 1 P: 18	R: 0 E: 0 K: 0 S: 5 H: 0 LOB: 0 BB: 0 P: 8	R: 1 E: 0 K: 0 S: 11 H: 1 LOB: 0 BB: 0 P: 14	R: 1 E: 0 K: 0 S: 7 H: 2 LOB: 0 BB: 0 P: 8	1B: 6 2B: 3 3B: 0 HR: 2 SF: 0 SAC: 2 DP: 1 HBP: 0						

PITCHER		IP	WLS	BF	H	R	ER	SO	BB	IBB	HBP	BLK	WP	HR	S	P	ERA	WHIP
54 Elizardo Ramirez, R ERA: 4.11	(1, 1)	5.0		24	8	6	6	3	0	0	0	0	0	1	56	78	10.80	1.600
Jason Standridge, R ERA: 2.7	(6, 1)	1.0		4	0	0	0	2	1	0	0	0	0	0	11	18	0.00	1.000
Esteban Yan, R ERA: 5.91	(7, 1)	2.0		7	1	1	1	0	0	0	0	0	0	1	16	22	4.50	0.500
Kent Mercker, L ERA: 6.16	(9, 1)	1.0	W	4	2	1	1	0	0	0	0	0	0	0	7	8	9.00	2.000

PITCHER	IP	WLS	BF	H	R	ER	SO	BB	IBB	HBP	BLK	WP	HR	S	P	ERA	WHIP

TOP

Cleveland Indians @ Cincinnati Reds

Great American Ball Park, Cincinnati, OH

Fri Jun 30 2006, 7:10 PM EDT
Att. 34,930 - Partly Cloudy - 81 F

livebaseballscorecards.com

AB	36
R	8
H	11
RBI	8
BB	1
SO	5
LOB	9

PA: 39
WP: 0
PB: 0
SB: 0
CS: 0

BOTTOM

Cleveland Indians @ Cincinnati Reds

Great American Ball Park, Cincinnati, OH

Fri Jun 30 2006, 7:10 PM EDT

Att. 34,930 - Partly Cloudy - 81 F

livebaseballscorecards.com

Batter	1	2	3	4	5	6	7	8	9	AB	R	H	RBI	BB	SO	LOB
Felipe Lopez, S (1, 6) OBP: 0.359, SLG: 0.409	F7		G3-1 1B		BB		F8 1B 1B	G4-3	HR BB	4	1	2	0	2	0	0
Adam Dunn, L (1, 7) OBP: 0.375, SLG: 0.560	FC5-4 BB		G3-1		K		1B	K	HR	5	1	2	4	1	2	4
Ken Griffey Jr., L (1, 8) OBP: 0.313, SLG: 0.533	L9		K		F8		F8	2B		5	0	1	0	0	1	7
Rich Aurilia, R (1, 5) OBP: 0.314, SLG: 0.487	FC5-4			G6-3	P5		K	G4-3		5	0	0	0	0	1	6
Scott Hatteberg, L (1, 3) OBP: 0.399, SLG: 0.452		L3		4 1B 2B		4 1B 1B	G1-3		P6	5	0	2	0	0	0	2
Austin Kearns, R (1, 9) OBP: 0.350, SLG: 0.486		F8		K		K		HR	4 G3 4 S 1B	5	2	2	1	0	2	2
4 Brandon Phillips, R (1, 4) OBP: 0.366, SLG: 0.462		K		1B		1B		1B 9 HR 1B	G3 WP HR 1B	5	2	4	0	0	1	0
Javier Valentin, S (1, 2) OBP: 0.277, SLG: 0.299			P4	F8		L7		9 HR 1B	G3	5	1	1	1	0	0	5
54 Elizardo Ramirez, S (1, 1) OBP: 0.158, SLG: 0.158			G3-1 1B 1B		BB 1B		F8	HR	DI HR BB	1	0	1	0	0	0	0
Quinton McCracken, S (5, PH) OBP: 0.259, SLG: 0.320										1	0	1	0	0	0	0
Jason Standridge, R (6, 1)										0	0	0	0	0	0	0
26 David Ross, R (6, PH) OBP: 0.384, SLG: 0.654										1	0	0	0	0	0	2
Esteban Yan, R (7, 1)										0	0	0	0	0	0	0
9 Juan Castro, R (8, PH) OBP: 0.260, SLG: 0.324										1	1	1	3	0	0	0
Kent Mercker, L (9, 1)										0	0	0	0	0	0	0
6 Ryan Freel, R (9, PH) OBP: 0.383, SLG: 0.430										0	1	0	0	1	0	0
Inning Stats	R: 0 E: 0 K: 0 S: 9 H: 0 LOB: 1 BB: 1 P: 17	R: 0 E: 0 K: 1 S: 9 H: 0 LOB: 0 BB: 0 P: 15	R: 0 E: 0 K: 1 S: 12 H: 2 LOB: 2 BB: 0 P: 18	R: 0 E: 0 K: 1 S: 10 H: 2 LOB: 2 BB: 0 P: 13	R: 0 E: 0 K: 1 S: 11 H: 1 LOB: 2 BB: 1 P: 20	R: 0 E: 0 K: 1 S: 15 H: 2 LOB: 2 BB: 0 P: 18	R: 0 E: 0 K: 1 S: 10 H: 2 LOB: 2 BB: 0 P: 18	R: 4 E: 0 K: 1 S: 19 H: 5 LOB: 1 BB: 0 P: 25	R: 5 E: 0 K: 0 S: 14 H: 3 LOB: 0 BB: 2 P: 34	1B: 12 2B: 2 3B: 0 HR: 3 SF: 0 SAC: 0 DP: 0 HBP: 0	WP: 1 PB: 0 SB: 1 CS: 0 PA: 47					

	AB	43
	R	9
	H	17
	RBI	9
	BB	4
	SO	7
	LOB	28

PITCHER		IP	WLS	BF	H	R	ER	SO	BB	IBB	HBP	BLK	WP	HR	S	P	ERA	WHIP
Paul Byrd, R ERA: 4.1	(1, 1)	6.0		29	9	0	0	5	2	0	0	0	0	0	70	108	0.00	1.833
53 Rafael Perez, L ERA:	(7, 1)	1.0		3	0	0	0	1	0	0	0	0	0	0	6	11	0.00	0.000
63 Rafael Betancourt, R ERA: 5.4	(8, 1)	0.0		4	4	4	4	0	0	0	0	0	0	2	9	11	∞	∞
55 Roberto Hernandez, R ERA: 4.58	(8, 1)	1.0	H	4	1	0	0	1	0	0	0	0	0	0	10	14	0.00	1.000
Bob Wickman, R ERA: 4.88	(9, 1)	0.2	L	7	3	5	5	0	2	0	0	0	1	1	14	34	67.50	7.500

PITCHER	IP	WLS	BF	H	R	ER	SO	BB	IBB	HBP	BLK	WP	HR	S	P	ERA	WHIP

Batter	1	2	3	4	5	6	7	8	9	AB	R	H	RBI	BB	SO	LOB
24 Grady Sizemore, L (1, 8) OBP: 0.378, SLG: 0.547	B C B C C 2-3 ① K	B F F B D F B 4-2 2 1B 1-2 2-3 3-H BB		B S S B B X 3-2 ② P6	B B X 2-0 ③ F8		B F B F X 2-2 ③ F8		X 0-0 ② L6	5	0	0	1	1	1	2
Ronnie Belliard, R (1, 4) OBP: 0.339, SLG: 0.415	X 0-0 2B 2B	F S B X 1-2 ① F9		C D X 1-1 ③ L8		C B X 1-1 ① G6-3		C B X 1-1 F8 1B 2B	F F B X 1-2 ③ F7	6	2	2	0	0	0	4
2 Jhonny Peralta, R (1, 6) OBP: 0.326, SLG: 0.378	F D F X 1-2 ② G5-3	B F X 1-1 41 G4-6-3 1-2 2-3 3-H 1B			C X 0-1 ① 1B	C B X 2-1 ② F9		F S C 0-3 ① K		5	0	2	1	0	1	2
41 Victor Martinez, S (1, 2) OBP: 0.364, SLG: 0.461	F B B B D 4-1 2B BB	F S X 0-2 ② ③ G4-6-3 1-2f			B B B X 3-0 1B 1B 1B	X 0-0 ③ 1B		C B B B B 4-1 1B E BB		3	2	2	0	2	0	3
Ben Broussard, L (1, 3) OBP: 0.368, SLG: 0.510	X 0-0 1-3 2-H 2B	C C B X 1-2 ① G3			B X 1-0 1B 48 HR 1-2 1B		S F X 0-2 ① G3-1	X 0-0 ② F8 2-3		5	1	2	1	0	0	2
Todd Hollandsworth, L (1, 7) (5, 9) OBP: 0.236, SLG: 0.438	F C F F B B X 2-2 ③ G4-3	B F X 1-1 ② G3			S X 0-1 48 HR 1-3 2-H 1B		B F S B B X 3-2 ② P5	B X 1-0 E 1-2 3-H 1B		5	1	2	2	0	0	2
Aaron Boone, R (1, 5) OBP: 0.314, SLG: 0.353		C B F B B B 4-2 31 1B 38 1B 24 BB BB	S T B X 1-2 ③ G3-1		I I I 4-0 48 HR IBB		B C B B B 4-1 7 2B 25 2B BB	X 0-0 E8 1-3 2-H 1B		2	3	1	1	3	0	0
38 Franklin Gutierrez, R (1, 9) OBP: 0.250, SLG: 0.256 48 Travis Hafner, L (5, PH) OBP: 0.454, SLG: 0.633 7 Joe Inglett, L (5, 7) OBP: 0.143, SLG: 0.286		X 0-0 24 BB 31 1B 2 1B 1-2 1B		B C X 1-1 31 FC2-6 1B	D F X 1-1 1-H 2-H 3-H HR		B X 1-0 25 2B 1-3 2B	F F F F S 0-3 ③ K		2 1 2	1 1 1	2 1 1	0 4 0	0 0 1	0 0 2	0 0 2
31 Cliff Lee, L (1, 1) OBP: 0.167, SLG: 0.167 25 Ryan Garko, R (7, PH) OBP: 0.500, SLG: 1.000 53 Rafael Perez, L (7, 1) Fernando Cabrera, R (7, 1) Ramón Vázquez, L (9, PH) OBP: 0.208, SLG: 0.159 Guillermo Mota, R (9, 1)	B X 1-0 2 1B 24 BB 1-2 2-3 1B			C X 0-1 ① FC2-6 1-2f	F F S 0-3 ② K		C X 0-1 2-H 3-H 2B		C X 0-1 ① L6	3 1 0 0 1	0 0 0 0 0	1 1 0 0 0	0 2 0 0 0	0 0 0 0 0	1 0 0 0 0	1 0 0 0 0

Inning Stats	1	2	3	4	5	6	7	8	9
	R: 1 H: 2 E: 0 LOB: 2 K: 1 BB: 1 S: 14 P: 23	R: 2 H: 3 E: 0 LOB: 2 K: 0 BB: 2 S: 15 P: 26	R: 0 H: 0 E: 0 LOB: 0 K: 0 BB: 0 S: 8 P: 11	R: 0 H: 1 E: 0 LOB: 1 K: 0 BB: 0 S: 9 P: 14	R: 5 H: 5 E: 0 LOB: 0 K: 1 BB: 1 S: 12 P: 23	R: 0 H: 1 E: 0 LOB: 1 K: 0 BB: 0 S: 5 P: 8	R: 2 H: 2 E: 0 LOB: 1 K: 0 BB: 1 S: 13 P: 23	R: 2 H: 3 E: 1 LOB: 2 K: 2 BB: 1 S: 14 P: 20	R: 0 H: 0 E: 0 LOB: 0 K: 0 BB: 0 S: 6 P: 7

PITCHER		IP	WLS	BF	H	R	ER	SO	BB	IBB	HBP	BLK	WP	HR	S	P	ERA	WHIP
Joe Mays, R ERA: 8.21	(1, 1)	5.0	L	28	11	8	8	2	3	1	0	0	0	1	58	97	14.40	2.800
Jason Standridge, R ERA: 2.08	(6, 1)	1.0		3	1	0	0	0	0	0	0	0	0	0	5	8	0.00	1.000
37 Brian Shackelford, L ERA: 8.71	(7, 1)	1.0		6	2	2	2	0	1	0	0	0	0	0	13	23	18.00	3.000
31 Matt Belisle, R ERA: 4.35	(8, 1)	1.0		7	3	2	2	2	1	0	0	0	0	0	14	20	18.00	4.000
25 David Weathers, R ERA: 5.25	(9, 1)	1.0		3	0	0	0	0	0	0	0	0	0	0	6	7	0.00	0.000

PITCHER	IP	WLS	BF	H	R	ER	SO	BB	IBB	HBP	BLK	WP	HR	S	P	ERA	WHIP

TOP

Cleveland Indians @ Cincinnati Reds

Great American Ball Park, Cincinnati, OH

Sat Jul 01 2006, 6:10 PM EDT

Att. 40,692 - Clear - 91 F

livebaseballscorecards.com

AB	41
R	12
H	17
RBI	12
BB	6
SO	4
LOB	18

1B: 11	SF: 0	WP: 0	PA: 47
2B: 5	SAC: 0	PB: 0	
3B: 0	DP: 1	SB: 0	
HR: 1	HBP: 0	CS: 0	

Batter	1	2	3	4	5	6	7	8	9	AB	R	H	RBI	BB	SO	LOB
6 Ryan Freel, R (1, 5) OBP: 0.388, SLG: 0.447	B C B C X 2-2 1B		S F X 0-2 ① L8	X 0-0 2-3 1B		C X 0-1 ③ P6		B X 1-0 HR		5	1	3	1	0	0	1
Adam Dunn, L (1, 7) OBP: 0.370, SLG: 0.550	B C B B S S 3-3 ① K		F B B S B X 3-2 ② L9	B B S C S 2-3 ③ K			B X 1-0 ① G4-3	F B C S 1-3 ③ K		5	0	0	0	0	3	3
Ken Griffey Jr., L (1, 8) OBP: 0.311, SLG: 0.540	F F F X 0-2 ② F8		C B X 1-1 ③ P4		B B X 2-0 HR		X 0-0 ② G4-3		C X 0-1 ① P5	5	1	1	1	0	0	1
Rich Aurilia, R (1, 3) OBP: 0.316, SLG: 0.490	C X 0-1 ③ P4			B B X 2-0 4 1B 2B 2B	C X 0-1 ① G4-3		C B B B C X 3-2 HR 1B		C X 0-1 ② F9	5	2	2	0	0	0	1
Austin Kearns, R (1, 9) OBP: 0.347, SLG: 0.491		B X 1-0 ① P6		C X 0-1 ① G6-3	B F C F B X 2-2 ② G5-3		B D X 2-0 1-H HR		B C B F B X 3-2 ③ F9	5	1	1	2	0	0	1
4 Brandon Phillips, R (1, 4) OBP: 0.368, SLG: 0.460		C S X 0-2 ② F8		B B S B S X 3-2 9 S 2B 2-3 1B	F B X 1-1 ③ G5-3		B S F F B B B 4-2 BB			3	1	1	0	1	0	0
9 Juan Castro, R (1, 6) OBP: 0.260, SLG: 0.322	B B C C X 2-2 1B 1B			C T B F C 1-3 ② 1-2		B C X 1-1 ① P3	B F X 1-1 ③ P3			4	0	1	0	0	1	3
Jason LaRue, R (1, 2) OBP: 0.277, SLG: 0.317	B C B B C F F X 3-2 1-2 1B			I I I 4-0 2B IBB		S F X 0-2 ② P4		F B S B B C 3-3 ① K		3	1	1	0	1	1	0
Joe Mays, S (1, 1) OBP: 0.333, SLG: 0.500 Jason Standridge, R (6, 1) Quinton McCracken, S (6, PH) OBP: 0.273, SLG: 0.333 37 Brian Shackelford, L (7, 1) 31 Matt Belisle, R (8, 1) Scott Hatteberg, L (8, PH) OBP: 0.396, SLG: 0.450 25 David Weathers, R (9, 1)	C X 0-1 ③ P4			S X 0-1 6 1B 1-H 2-H 3-H 2B		B X 1-0 1B		C B B F X 2-2 ② G6-3		2 0 1 0 0 0 1 0	0 0 0 0 0 0 0 0	1 0 1 0 0 0 0 0	3 0 0 0 0 0 0 0	0 0 0 0 0 0 0 0	0 0 0 0 0 0 0 0	2 0 0 0 0 0 0 0
Inning Stats	R: 0 E: 0 K: 1 S: 12 H: 1 LOB: 1 BB: 0 P: 17	R: 0 E: 0 K: 0 S: 14 H: 2 LOB: 2 BB: 0 P: 20	R: 0 E: 0 K: 0 S: 8 H: 0 LOB: 0 BB: 0 P: 12	R: 3 E: 0 K: 2 S: 16 H: 4 LOB: 2 BB: 1 P: 28	R: 1 E: 0 K: 0 S: 9 H: 1 LOB: 0 BB: 0 P: 14	R: 0 E: 0 K: 0 S: 8 H: 1 LOB: 1 BB: 0 P: 10	R: 2 E: 0 K: 0 S: 11 H: 2 LOB: 1 BB: 1 P: 22	R: 1 E: 0 K: 2 S: 10 H: 1 LOB: 0 BB: 0 P: 17	R: 0 E: 0 K: 0 S: 7 H: 0 LOB: 0 BB: 0 P: 10	1B: 7 2B: 2 3B: 0 HR: 3	SF: 0 SAC: 0 DP: 0 HBP: 0		WP: 0 PB: 0 SB: 1 CS: 0	PA: 41			

PITCHER		IP	WLS	BF	H	R	ER	SO	BB	IBB	HBP	BLK	WP	HR	S	P	ERA	WHIP
31 Cliff Lee, L ERA: 4.69	(1, 1)	6.0	W	28	9	4	4	3	0	1	0	0	0	1	67	101	6.00	1.500
53 Rafael Perez, L ERA: 2.84	(7, 1)	0.2		5	2	2	2	0	1	0	0	0	0	1	9	19	27.00	4.500
Fernando Cabrera, R ERA: 5.86	(7, 1)	1.1		5	1	1	1	2	0	0	0	0	0	1	12	20	6.75	0.750
Guillermo Mota, R ERA: 6.75	(9, 1)	1.0		3	0	0	0	0	0	0	0	0	0	0	7	10	0.00	0.000

PITCHER	IP	WLS	BF	H	R	ER	SO	BB	IBB	HBP	BLK	WP	HR	S	P	ERA	WHIP

BOTTOM

Cleveland Indians @ Cincinnati Reds

Great American Ball Park, Cincinnati, OH

Sat Jul 01 2006, 6:10 PM EDT

Att. 40,692 - Clear - 91 F

livebaseballscorecards.com

AB	39
R	7
H	12
RBI	7
BB	2
SO	5
LOB	12

Cleveland Indians @ Cincinnati Reds

Great American Ball Park, Cincinnati, OH

Sun Jul 02 2006, 1:15 PM EDT

Att. 36,849 - Partly Cloudy - 88 F

livebaseballscorecards.com

Batter	1	2	3	4	5	6	7	8	9	AB	R	H	RBI	BB	SO	LOB
24 Grady Sizemore, L (1, 8) OBP: 0.373, SLG: 0.539	C T B S 1-3 ① K		C F B S 1-3 ③ K		C X 0-1 ② P5		C C F X 0-2 ② FC5-4 1-2f		S B B X 2-1 ① F7	5	0	0	0	0	2	2
38 Franklin Gutierrez, R (1, 9) OBP: 0.245, SLG: 0.271	C X 0-1 ② P3			B B C X 2-1 2 F8 41 1B 2B	C X 0-1 ③ G5-3		S S X 0-2 F7		B C X 1-1 ② F8	5	1	1	0	0	0	2
2 Jhonny Peralta, R (1, 6) OBP: 0.328, SLG: 0.377	S B B F B S 3-3 ③ K			B F C X 1-2 ① F8 2-3		X 0-0 BB 1B		C B B B B 4-1 41 G3 HR BB	C C B F S 1-3 ③ K	4	1	1	0	1	2	1
41 Victor Martinez, S (1, 3) OBP: 0.363, SLG: 0.458 Bob Wickman, R (9, 1)		S B F F B B X 3-2 ① L8		F X 0-1 BB 1B 3-H 1B		B C B F X 2-2 ① P4		B X 1-0 ① G3 1-2		4 0	1 0	1 0	1 0	0 0	0 0	2 0
Ronnie Belliard, R (1, 4) OBP: 0.341, SLG: 0.425		B B X 2-0 HR		X 0-0 ② F9		B B C F B B 4-2 1-2 BB		B S B F F S 2-3 ② K		3	1	1	1	1	1	2
Aaron Boone, R (1, 5) OBP: 0.317, SLG: 0.364		B C F B B B X 3-2 ② G4-3		B C D B C F F F F 4-2 B 1B 1-2 BB		C F F F B X 1-2 ② F8		C X 0-1 2-H HR		3	1	1	2	1	0	2
Todd Hollandsworth, L (1, 7) OBP: 0.246, SLG: 0.440		B B F F B C 3-3 ③ K		B F B S X 2-2 ③ 1-3 2-H 1B		F S B F D S 2-3 ③ K		B B X 2-0 1B		4	0	2	1	0	2	2
10 Kelly Shoppach, R (1, 2) OBP: 0.323, SLG: 0.296			B F C X 1-2 ① G6-3		B B X 2-0 2B		B C B B F F F B 4-2 24 FC5-4 BB	D C B F S 2-3 ③ K		3	0	1	0	1	1	1
CC Sabathia, L (1, 1) OBP: 0.222, SLG: 0.222 48 Travis Hafner, L (7, PH) OBP: 0.453, SLG: 0.631 Guillermo Mota, R (7, 1) 55 Roberto Hernandez, R (8, 1) Ben Broussard, L (9, PH) OBP: 0.371, SLG: 0.527 (9, 3)			C S S 0-3 ② K		F X 0-1 ① F8		B B B C X 3-1 ① F7		B X 1-0 HR	2 1 0 0 1	0 0 0 0 1	0 0 0 0 1	0 0 0 0 1	0 0 0 0 0	1 0 0 0 0	1 1 0 0 0

TOP

AB	35
R	6
H	9
RBI	6
BB	4
SO	9
LOB	16

Inning Stats	1	2	3	4	5	6	7	8	9	1B: 4	SF: 0	WP: 0	PA: 39
	R: 0 E: 0 K: 2 S: 8 H: 0 LOB: 0 BB: 0 P: 12	R: 1 E: 0 K: 1 S: 11 H: 1 LOB: 0 BB: 0 P: 22	R: 0 E: 0 K: 2 S: 9 H: 0 LOB: 0 BB: 0 P: 11	R: 2 E: 0 K: 0 S: 17 H: 3 LOB: 1 BB: 1 P: 26	R: 0 E: 0 K: 0 S: 7 H: 1 LOB: 1 BB: 0 P: 9	R: 0 E: 0 K: 1 S: 14 H: 1 LOB: 2 BB: 1 P: 23	R: 0 E: 0 K: 0 S: 13 H: 0 LOB: 1 BB: 1 P: 20	R: 2 E: 0 K: 2 S: 12 H: 2 LOB: 1 BB: 1 P: 23	R: 1 E: 0 K: 1 S: 9 H: 1 LOB: 0 BB: 0 P: 14	2B: 2 3B: 0 HR: 3	SAC: 0 DP: 0 HBP: 0	PB: 0 SB: 0 CS: 0	

PITCHER		IP	WLS	BF	H	R	ER	SO	BB	IBB	HBP	BLK	WP	HR	S	P	ERA	WHIP
22 Eric Milton, L ERA: 5.09	(1, 1)	6.0		25	6	3	3	6	2	0	0	0	0	1	66	103	4.50	1.333
Kent Mercker, L ERA: 5.85	(7, 1)	1.0		4	0	0	0	0	1	0	0	0	0	0	13	20	0.00	1.000
25 David Weathers, R ERA: 5.59	(8, 1)	1.0	L	6	2	2	2	2	1	0	0	0	0	1	12	23	18.00	3.000
31 Matt Belisle, R ERA: 4.57	(9, 1)	1.0		4	1	1	1	1	0	0	0	0	0	1	9	14	9.00	1.000

PITCHER	IP	WLS	BF	H	R	ER	SO	BB	IBB	HBP	BLK	WP	HR	S	P	ERA	WHIP

Batter	1	2	3	4	5	6	7	8	9	AB	R	H	RBI	BB	SO	LOB
6 Ryan Freel, R (1, 8) OBP: 0.384, SLG: 0.442	B F F F S 1-3 K2-3 ①		C X 0-1 F9 ② C B B X 2-1 G4-3 ③				C X 0-1 G4-6-3 1B		B B C C F X 2-2 G5-3 ②	5	0	1	0	0	1	3
Felipe Lopez, S (1, 6) OBP: 0.360, SLG: 0.407	C F B X 1-2 F9 ②		B B B B 4-0 4 1B 1B BB		C B F X 1-2 4 G4-3 1B		1 SAFE 1 SAFE F 1 SAFE 1 SAFE X 0-1 G4-6-3 ① ② 1-2f		C B F D F F F X 2-2 E1 2-3	4	1	1	0	1	0	2
4 Brandon Phillips, R (1, 4) OBP: 0.370, SLG: 0.461 Ken Griffey Jr., L (9, PH) OBP: 0.309, SLG: 0.537	B S F B X 2-2 1B		1 SAFE X 0-0 1B 1-2 1B		C B F X 1-2 G4-3 ① ② 1-2f		C X 0-1 L7 ③		B C C F S 1-3 K ③	4 1	0 0	2 0	0 0	0 0	0 1	1 2
Adam Dunn, L (1, 7) OBP: 0.368, SLG: 0.545	F S B F D S 2-3 K ③		B C X 1-1 1-2 2-H 1B		F S F F F F X 0-2 G3 ③			M B B F X 2-2 G6-3 ①		4	0	1	1	0	1	1
Austin Kearns, R (1, 9) OBP: 0.346, SLG: 0.486		T B X 1-1 P3 ① B C X 1-1 G4-3 ②	F B B B S S 3-3 K ③	B C C B B B 4-2 22 SH1-4 26 BB BB		B S F F S 1-3 K ① X 0-0 L7 ②		B B B B 4-0 1B BB B B B C C X 3-2 26 G5-4-3 1-3 1B		3 3	0 0	0 1	0 0	1 0	2 0	2 0
26 David Ross, R (1, 2) OBP: 0.395, SLG: 0.709		X 0-0 HR		C B F B B B 4-2 22 SH1-4 1-2 BB		B B B X 3-0 HR		X 0-0 G5-4-3 ② ③ 1-2f		3	2	2	2	1	0	2
9 Juan Castro, R (1, 5) OBP: 0.265, SLG: 0.331		X 0-0 G4-3 ③		C S S 0-3 K ①		C B F X 1-2 FC6-4 1B			B C X 1-1 E 2B	4	0	2	0	0	1	2
22 Eric Milton, L (1, 1) OBP: 0.167, SLG: 0.333 Quinton McCracken, S (6, PH) OBP: 0.268, SLG: 0.327 Kent Mercker, L (7, 1) 25 David Weathers, R (8, 1) 31 Matt Belisle, R (9, 1) Javier Valentin, S (9, PH) OBP: 0.275, SLG: 0.296			C F B S 1-3 K ①	X 0-0 SH1-4 ② 1-2 2-3		B F X 1-1 FC6-4 ③ 1-2f			B C X 1-1 F8 ①	1 1 0 0 0 1	0 0 0 0 0 0	0 0 0 0 0 0	0 0 0 0 0 0	0 0 0 0 0 0	1 1 0 0 0 0	0 1 0 0 0 1
Inning Stats	R: 0 E: 0 K: 2 S: 14 H: 1 LOB: 1 BB: 0 P: 20	R: 1 E: 0 K: 0 S: 6 H: 1 LOB: 0 BB: 0 P: 8	R: 1 E: 0 K: 2 S: 11 H: 2 LOB: 2 BB: 1 P: 20	R: 0 E: 0 K: 1 S: 10 H: 0 LOB: 2 BB: 2 P: 20	R: 0 E: 0 K: 0 S: 13 H: 1 LOB: 0 BB: 0 P: 15	R: 1 E: 0 K: 1 S: 11 H: 2 LOB: 1 BB: 0 P: 17	R: 0 E: 0 K: 0 S: 6 H: 1 LOB: 0 BB: 0 P: 6	R: 0 E: 0 K: 0 S: 7 H: 1 LOB: 1 BB: 1 P: 16	R: 0 E: 1 K: 1 S: 18 H: 1 LOB: 2 BB: 0 P: 25	1B: 7 2B: 1 3B: 0 HR: 2	SF: 0 SAC: 1 DP: 3 HBP: 0						

PITCHER		IP	WLS	BF	H	R	ER	SO	BB	IBB	HBP	BLK	WP	HR	S	P	ERA	WHIP
CC Sabathia, L ERA: 3.9	(1, 1)	6.0		27	7	3	3	6	3	0	0	0	0	2	65	100	4.50	1.667
Guillermo Mota, R ERA: 6.53	(7, 1)	1.0	W	3	1	0	0	0	0	0	0	0	0	0	6	6	0.00	1.000
55 Roberto Hernandez, R ERA: 4.46	(8, 1)	1.0	H	4	1	0	0	0	1	0	0	0	0	0	7	16	0.00	2.000
Bob Wickman, R ERA: 4.68	(9, 1)	1.0	S	5	1	0	0	1	0	0	0	0	0	0	18	25	0.00	1.000

PITCHER	IP	WLS	BF	H	R	ER	SO	BB	IBB	HBP	BLK	WP	HR	S	P	ERA	WHIP

BOTTOM

Cleveland Indians @ Cincinnati Reds

Great American Ball Park, Cincinnati, OH

Sun Jul 02 2006, 1:15 PM EDT
Att. 36,849 - Partly Cloudy - 88 F

livebaseballscorecards.com

AB	34
R	3
H	10
RBI	3
BB	4
SO	7
LOB	17

Cincinnati Reds @ Milwaukee Brewers

Miller Park, Milwaukee, WI

Mon Jul 03 2006, 1:05 PM CDT

Att. 31,353 - Partly Cloudy - 82 F

livebaseballscorecards.com

Batter	1	2	3	4	5	6	7	8	9	AB	R	H	RBI	BB	SO	LOB
Felipe Lopez, S (1, 6) OBP: 0.358, SLG: 0.402	G4-3		F8		L3 1-1		F8		1B 1-2 2B BB	4	1	0	0	1	0	1
Adam Dunn, L (1, 7) OBP: 0.372, SLG: 0.550	G3 1B 2B		K		1B		K		2B 1-3 2-H 1B	5	1	3	1	0	2	0
6 Ryan Freel, R (9, PR) (9, 7) OBP: 0.384, SLG: 0.442										0	1	0	0	0	0	0
Ken Griffey Jr., L (1, 8) OBP: 0.311, SLG: 0.552	G3 2-3		K		K		HR		4 BB 1-H 3-H 2B	5	1	2	3	0	2	2
Rich Aurilia, R (1, 5) (9, 3) OBP: 0.314, SLG: 0.483	BB 3-H 1B			G6-3		P5	G5-3		P4	5	0	1	1	0	0	2
Scott Hatteberg, L (1, 3) OBP: 0.403, SLG: 0.447	1-2 BB			G4-3	2B 1B	2B 1B		K	4 BB BB	3	0	1	0	2	1	0
56 Todd Coffey, R (9, 1)										0	0	0	0	0	0	0
4 Brandon Phillips, R (1, 4) OBP: 0.371, SLG: 0.457	G6-3			HR 1B		F8		L3	1-2 2-3 BB	4	1	1	0	1	0	3
Austin Kearns, R (1, 9) OBP: 0.347, SLG: 0.498		G5-3		1-H HR		1-3 2B		F8	F9	5	1	2	2	0	0	3
Jason LaRue, R (1, 2) OBP: 0.285, SLG: 0.311		G6-3		F7		IBB			BB 1B BB	2	1	0	0	2	0	0
39 Aaron Harang, R (1, 1) OBP: 0.231, SLG: 0.189		K			HBP	K			G3	2	0	0	0	0	2	3
Kent Mercker, L (7, 1)										0	0	0	0	0	0	0
Jason Standridge, R (8, 1)										0	0	0	0	0	0	0
Javier Valentin, S (9, PH) OBP: 0.273, SLG: 0.294										1	0	0	0	0	0	1
9 Juan Castro, R (9, 5) OBP: 0.265, SLG: 0.331										0	0	0	0	0	0	0
Inning Stats	R: 1 E: 0 K: 0 S: 9 H: 2 LOB: 2 BB: 1 P: 21	R: 0 E: 0 K: 1 S: 7 H: 0 LOB: 0 BB: 0 P: 9	R: 0 E: 0 K: 2 S: 10 H: 0 LOB: 0 BB: 0 P: 13	R: 2 E: 0 K: 0 S: 9 H: 2 LOB: 0 BB: 0 P: 13	R: 0 E: 0 K: 1 S: 7 H: 1 LOB: 1 BB: 0 P: 12	R: 0 E: 0 K: 1 S: 12 H: 2 LOB: 3 BB: 1 P: 21	R: 1 E: 0 K: 1 S: 11 H: 1 LOB: 0 BB: 0 P: 18	R: 0 E: 0 K: 1 S: 5 H: 0 LOB: 0 BB: 0 P: 9	R: 3 E: 0 K: 0 S: 15 H: 2 LOB: 3 BB: 4 P: 38	1B: 5 2B: 4 3B: 0 HR: 2 SF: 0 SAC: 0 DP: 1 HBP: 1						

TOP	
AB	36
R	7
H	10
RBI	7
BB	6
SO	7
LOB	15

WP: 0 PB: 0 SB: 0 CS: 0 PA: 43

PITCHER		IP	WLS	BF	H	R	ER	SO	BB	IBB	HBP	BLK	WP	HR	S	P	ERA	WHIP
31 Dave Bush, R ERA: 4.45	(1, 1)	6.0		27	7	3	3	5	1	1	1	0	0	1	54	89	4.50	1.333
Brian Shouse, L ERA: 3.0	(7, 1)	1.1		5	1	1	1	2	0	0	0	0	0	1	14	23	6.75	0.750
52 Jose Capellan, R ERA: 4.26	(8, 1)	0.2	H	2	0	0	0	0	0	0	0	0	0	0	2	4	0.00	0.000
Derrick Turnbow, R ERA: 4.71	(9, 1)	0.2	B	7	2	3	3	0	3	0	0	0	0	0	12	30	40.50	7.500
Matt Wise, R ERA: 4.71	(9, 1)	0.1	W	2	0	0	0	0	1	0	0	0	0	0	3	8	0.00	3.000

PITCHER	IP	WLS	BF	H	R	ER	SO	BB	IBB	HBP	BLK	WP	HR	S	P	ERA	WHIP

BOTTOM

Cincinnati Reds @ Milwaukee Brewers

Miller Park, Milwaukee, WI

Mon Jul 03 2006, 1:05 PM CDT
Att. 31,353 - Partly Cloudy - 82 F

livebaseballscorecards.com

Batter	1	2	3	4	5	6	7	8	9	AB	R	H	RBI	BB	SO	LOB
23 Rickie Weeks Jr., R (1, 4) OBP: 0.361, SLG: 0.395	G4-3		F8		G5-4-3 1-2f		E 2 2B 1B		2 1B 1B	5	2	2	0	0	0	1
2 Bill Hall, R (1, 6) OBP: 0.325, SLG: 0.573	FC5-4 1B		HR			L9	E 2B		1B 1-3 1B	5	3	4	1	0	0	0
Geoff Jenkins, L (1, 9) OBP: 0.325, SLG: 0.389	F7		K			28 E 2B	E6 S 1B 2-H 3-H		1B 1-2 3-H 1B	5	2	2	2	0	1	1
Carlos Lee, R (1, 7) OBP: 0.346, SLG: 0.569	FC5-4 1-2f		F9			G5-3	28 G4-6-3 2-H 1B		1-2 2-H 1B	5	0	2	2	0	0	2
28 Prince Fielder, L (1, 3) OBP: 0.333, SLG: 0.508		K		F9		E9 2-H 2B 1B	G4-6-3 1-2f			4	1	1	1	0	1	1
47 Corey Koskie, L (1, 5) OBP: 0.344, SLG: 0.486		P5		P6		2B BB				3	0	0	0	1	0	0
Damian Miller, R (1, 2) OBP: 0.343, SLG: 0.446		18 1B 1B		K		1-3 2-H 2B		K		4	0	2	1	0	2	0
18 Gabe Gross, L (1, 8) OBP: 0.371, SLG: 0.500		1-2 1B			23 G5-4-3 1B	IBB		1 G6-3 HBP		2	0	2	0	1	0	0
31 Dave Bush, R (1, 1) OBP: 0.147, SLG: 0.176 Jeff Cirillo, R (6, PH) OBP: 0.397, SLG: 0.433 Brian Shouse, L (7, 1) 52 Jose Capellan, R (8, 1) 1 Corey Hart, R (8, PH) OBP: 0.380, SLG: 0.356 Derrick Turnbow, R (9, 1) Matt Wise, R (9, 1)	L9		B2		G4-3		G6-3 1-2f			2 1 0 0 1 0 0	0 0 0 0 0 0 0	0 0 0 0 0 0 0	0 0 0 0 0 0 0	0 0 0 0 0 0 0	0 0 0 0 0 0 0	3 3 0 0 1 0 0
Inning Stats	R: 0 E: 0 K: 0 S: 10 H: 1 LOB: 1 BB: 0 P: 15	R: 0 E: 0 K: 1 S: 10 H: 2 LOB: 2 BB: 0 P: 16	R: 1 E: 0 K: 1 S: 6 H: 1 LOB: 0 BB: 0 P: 13	R: 0 E: 0 K: 1 S: 6 H: 0 LOB: 0 BB: 0 P: 9	R: 0 E: 0 K: 0 S: 8 H: 1 LOB: 0 BB: 0 P: 14	R: 2 E: 1 K: 0 S: 10 H: 3 LOB: 3 BB: 2 P: 20	R: 3 E: 1 K: 0 S: 17 H: 3 LOB: 0 BB: 0 P: 26	R: 0 E: 0 K: 1 S: 4 H: 0 LOB: 0 BB: 0 P: 8	R: 2 E: 0 K: 0 S: 10 H: 4 LOB: 2 BB: 0 P: 12	1B: 11 2B: 3 3B: 0 HR: 1	SF: 0 SAC: 0 DP: 3 HBP: 1					

	AB	37
	R	8
	H	15
	RBI	7
	BB	2
	SO	4
	LOB	12

WP: 0 PB: 0 SB: 1 CS: 0 PA: 40

PITCHER		IP	WLS	BF	H	R	ER	SO	BB	IBB	HBP	BLK	WP	HR	S	P	ERA	WHIP
39 Aaron Harang, R ERA: 3.65	(1, 1)	6.0		29	10	5	5	3	1	1	0	0	0	1	56	99	7.50	1.833
Kent Mercker, L ERA: 5.57	(7, 1)	1.0	B	4	1	1	0	0	0	0	0	0	0	0	11	14	0.00	1.000
Jason Standridge, R ERA: 1.69	(8, 1)	1.0		3	0	0	0	1	0	0	1	0	0	0	4	8	0.00	0.000
56 Todd Coffey, R ERA: 2.98	(9, 1)	0.0	L	4	4	2	2	0	0	0	0	0	0	0	10	12	∞	∞

PITCHER	IP	WLS	BF	H	R	ER	SO	BB	IBB	HBP	BLK	WP	HR	S	P	ERA	WHIP

Cincinnati Reds @ Milwaukee Brewers

Miller Park, Milwaukee, WI

Tue Jul 04 2006, 1:05 PM CDT

Att. 39,280 - Partly Cloudy - 75 F

livebaseballscorecards.com

TOP

Batter	1	2	3	4	5	6	7	8	9	AB	R	H	RBI	BB	SO	LOB
4 Brandon Phillips, R (1, 4) OBP: 0.372, SLG: 0.456	C B T B F X 2-2 CS 1B		B X 1-0 ③ F7			B B B B 4-0 BB		B C B X 2-1 ③ L3		3	0	1	0	1	0	0
Adam Dunn, L (1, 7) OBP: 0.370, SLG: 0.546	1 SAFE C B X 1-1 ① F9-3 1B 1-2			X 0-0 ① F9		1 SAFE 1 SAFE B C F F B X 2-2 ③ P6			C X 0-1 ① P3	4	0	1	0	0	0	1
Ken Griffey Jr., L (1, 8) OBP: 0.306, SLG: 0.542	X 0-0 ②③ F9-3 1-1			C B B F F S 2-3 ② K			T F B B X 2-2 ① L9		C B X 1-1 ② G4-3	4	0	0	0	0	1	1
Rich Aurilia, R (1, 5) OBP: 0.313, SLG: 0.478		C F S 0-3 ① K		C F B B X 2-2 ③ G4-3			B X 1-0 ② G5-3		C X 0-1 BB 1B	4	0	1	0	0	1	0
Austin Kearns, R (1, 9) OBP: 0.352, SLG: 0.502		S S B B S 2-3 ② K			B C B B B 4-1 26 G5-4-3 BB		C B B X 2-1 HR 2B		B B B B 4-0 1-2 BB	2	1	1	0	2	1	0
Scott Hatteberg, L (1, 3) OBP: 0.406, SLG: 0.463 6 Ryan Freel, R (9, PH) OBP: 0.383, SLG: 0.440		B X 1-0 1B			B B C B X 3-1 ① F8		D X 1-0 2-H HR		C B B C X 2-2 ③ F7	3 1	1 0	2 0	2 0	0 0	0 0	1 2
26 David Ross, R (1, 2) OBP: 0.386, SLG: 0.690		S 1 SAFE F B B S 2-3 ③ K			B C X 1-1 ②③ G5-4-3 1-2f		F F X 0-2 ③ F8			3	0	0	0	0	1	2
9 Juan Castro, R (1, 6) OBP: 0.261, SLG: 0.326			B F X 1-1 ① F8			B C X 1-1 ① F9		B B C X 2-1 ① F9		3	0	0	0	0	0	0
61 Bronson Arroyo, R (1, 1) OBP: 0.217, SLG: 0.326 Jason LaRue, R (8, PH) OBP: 0.282, SLG: 0.308 37 Brian Shackelford, L (8, 1)			X 0-0 ② F7			C S B F C 1-3 ② K		C B B X 2-1 ② F9		2 1 0	0 0 0	0 0 0	0 0 0	0 0 0	1 0 0	0 0 0
Inning Stats	R: 0 E: 0 K: 0 S: 7 H: 2 LOB: 0 BB: 0 P: 10	R: 0 E: 0 K: 3 S: 10 H: 1 LOB: 1 BB: 0 P: 15	R: 0 E: 0 K: 0 S: 4 H: 0 LOB: 0 BB: 0 P: 6	R: 0 E: 0 K: 1 S: 8 H: 0 LOB: 0 BB: 0 P: 12	R: 0 E: 0 K: 0 S: 5 H: 0 LOB: 0 BB: 1 P: 13	R: 0 E: 0 K: 1 S: 10 H: 0 LOB: 1 BB: 1 P: 18	R: 2 E: 0 K: 0 S: 10 H: 2 LOB: 0 BB: 0 P: 16	R: 0 E: 0 K: 0 S: 6 H: 0 LOB: 0 BB: 0 P: 12	R: 0 E: 0 K: 0 S: 9 H: 1 LOB: 2 BB: 1 P: 16	1B: 4 2B: 2 3B: 0 HR: 1	SF: 0 SAC: 0 DP: 2 HBP: 0					

	AB	30
	R	2
	H	6
	RBI	2
	BB	3
	SO	5
	LOB	7

WP: 0 PB: 0 SB: 0 CS: 1 PA: 33

PITCHER		IP	WLS	BF	H	R	ER	SO	BB	IBB	HBP	BLK	WP	HR	S	P	ERA	WHIP
Doug Davis, L ERA: 4.6	(1, 1)	8.2	W	32	6	2	2	5	3	0	0	0	0	1	66	113	2.08	1.038
Brian Shouse, L ERA: 2.95	(9, 1)	0.1	S	1	0	0	0	0	0	0	0	0	0	0	3	5	0.00	0.000

PITCHER	IP	WLS	BF	H	R	ER	SO	BB	IBB	HBP	BLK	WP	HR	S	P	ERA	WHIP

Batter	1	2	3	4	5	6	7	8	9	AB	R	H	RBI	BB	SO	LOB
23 Rickie Weeks Jr., R (1, 4) OBP: 0.360, SLG: 0.391	P5			2 1B 2B BB	L8		F8			3	1	0	0	1	0	1
2 Bill Hall, R (1, 6) OBP: 0.324, SLG: 0.568	K			2B 1B 1-2 1B	K		K			4	1	1	0	0	3	1
Geoff Jenkins, L (1, 9) OBP: 0.327, SLG: 0.391	F9			1B 28 SF9 1-3 2-H 2B		G5-3 BB		F8		3	1	1	1	1	0	0
Carlos Lee, R (1, 7) OBP: 0.345, SLG: 0.565		K		47 HR 2-3 3-H 1B		G5-3 1-2		L9		4	1	1	1	0	1	1
28 Prince Fielder, L (1, 3) OBP: 0.329, SLG: 0.503		F8		SF9 3-H		K		P3		3	0	0	1	0	1	1
47 Corey Koskie, L (1, 5) OBP: 0.347, SLG: 0.498		L8		HR 1-H		BB				2	1	1	2	1	0	0
18 Gabe Gross, L (1, 8) OBP: 0.362, SLG: 0.486		G3-1		L9		L5				3	0	0	0	0	0	2
Chad Moeller, R (1, 2) OBP: 0.231, SLG: 0.276		F7		G6-3			F7			3	0	0	0	0	0	0
Doug Davis, R (1, 1) OBP: 0.114, SLG: 0.088 Brian Shouse, L (9, 1)		K			G5-3		1B			3 0	0 0	1 0	0 0	0 0	1 0	0 0
Inning Stats	R: 0 E: 0 K: 1 S: 8 H: 0 LOB: 0 BB: 0 P: 12	R: 0 E: 0 K: 1 S: 8 H: 0 LOB: 0 BB: 0 P: 11	R: 0 E: 0 K: 1 S: 14 H: 0 LOB: 0 BB: 0 P: 21	R: 5 E: 0 K: 0 S: 15 H: 4 LOB: 0 BB: 1 P: 26	R: 0 E: 0 K: 1 S: 9 H: 0 LOB: 0 BB: 0 P: 11	R: 0 E: 0 K: 1 S: 9 H: 0 LOB: 2 BB: 2 P: 19	R: 0 E: 0 K: 1 S: 8 H: 1 LOB: 1 BB: 0 P: 14	R: 0 E: 0 K: 0 S: 4 H: 0 LOB: 0 BB: 0 P: 8		1B: 3 2B: 1 3B: 0 HR: 1 SF: 1 SAC: 0 DP: 0 HBP: 0						

PITCHER		IP	WLS	BF	H	R	ER	SO	BB	IBB	HBP	BLK	WP	HR	S	P	ERA	WHIP
61 Bronson Arroyo, R ERA: 2.79	(1, 1)	7.0	L	29	5	5	5	6	3	0	0	0	0	1	71	114	6.43	1.143
37 Brian Shackelford, L ERA: 7.94	(8, 1)	1.0		3	0	0	0	0	0	0	0	0	0	0	4	8	0.00	0.000

PITCHER	IP	WLS	BF	H	R	ER	SO	BB	IBB	HBP	BLK	WP	HR	S	P	ERA	WHIP

BOTTOM

Cincinnati Reds @ Milwaukee Brewers

Miller Park, Milwaukee, WI

Tue Jul 04 2006, 1:05 PM CDT

Att. 39,280 - Partly Cloudy - 75 F

livebaseballscorecards.com

AB	28
R	5
H	5
RBI	5
BB	3
SO	6
LOB	6

WP: 0 PA: 32
PB: 0
SB: 0
CS: 0

Batter	1	2	3	4	5	6	7	8	9	10	11	12	13	AB	R	H	RBI	BB	SO	LOB
6 Ryan Freel, R OBP: 0.378, SLG: 0.430	(1, 4) (9, 5) (10, 7)													5	0	0	0	0	1	3
Felipe Lopez, S OBP: 0.357, SLG: 0.399	(1, 6)													5	0	1	0	1	1	1
Ken Griffey Jr., L OBP: 0.303, SLG: 0.537	(1, 8)													6	1	1	0	0	1	3
Adam Dunn, L OBP: 0.368, SLG: 0.550	(1, 7)													5	1	1	1	0	2	2
9 Juan Castro, R OBP: 0.265, SLG: 0.335	(10, 5)													1	1	1	0	0	0	0
Rich Aurilia, R OBP: 0.314, SLG: 0.478	(1, 5) (9, 3)													4	1	1	0	1	0	0
Scott Hatteberg, L OBP: 0.409, SLG: 0.470	(1, 3)													3	1	2	2	0	0	0
4 Brandon Phillips, R OBP: 0.372, SLG: 0.458	(9, PH) (9, 4)													3	0	1	0	0	0	0
Austin Kearns, R OBP: 0.351, SLG: 0.503	(1, 9)													5	0	1	1	1	1	3
Jason LaRue, R OBP: 0.287, SLG: 0.306	(1, 2)													4	0	1	0	0	2	2
54 Elizardo Ramirez, S Quinton McCracken, S 25 David Weathers, R Kent Mercker, L Javier Valentin, S 56 Todd Coffey, R 26 David Ross, R Esteban Yan, R 37 Brian Shackelford, L Jason Standridge, R														1 1 0 0 1 0 1 0 0 0	0 0 0 0 0 0 0 0 0 0	0 0 0 0 0 0 0 0 0 0	0 0 0 0 0 0 1 0 0 0	0 0 0 0 0 0 0 0 0 0	0 0 0 0 2 0 1 0 0 0	0 0 0 0 0 0 1 0 0 0
Inning Stats	R: 0 E: 0 K: 2 S: 13 H: 1 LOB: 1 BB: 0 P: 18	R: 0 E: 0 K: 0 S: 9 H: 0 LOB: 0 BB: 0 P: 16	R: 0 E: 0 K: 0 S: 9 H: 1 LOB: 1 BB: 0 P: 10	R: 1 E: 0 K: 1 S: 12 H: 2 LOB: 1 BB: 1 P: 22	R: 0 E: 0 K: 1 S: 9 H: 0 LOB: 2 BB: 1 P: 17	R: 2 E: 0 K: 1 S: 20 H: 3 LOB: 0 BB: 0 P: 29	R: 0 E: 0 K: 0 S: 8 H: 0 LOB: 0 BB: 0 P: 15	R: 0 E: 0 K: 0 S: 7 H: 0 LOB: 0 BB: 0 P: 12	R: 0 E: 0 K: 1 S: 12 H: 1 LOB: 2 BB: 0 P: 22	R: 1 E: 0 K: 0 S: 7 H: 1 LOB: 0 BB: 0 P: 13	R: 0 E: 0 K: 1 S: 9 H: 0 LOB: 1 BB: 1 P: 16	R: 0 E: 0 K: 2 S: 9 H: 0 LOB: 0 BB: 0 P: 14	R: 0 E: 0 K: 0 S: 10 H: 1 LOB: 0 BB: 0 P: 13	1B: 3 2B: 5 3B: 1 HR: 1 SF: 0 SAC: 2 DP: 1 HBP: 2	WP: 1 PB: 0 SB: 2 CS: 1 PA: 52						

PITCHER		IP	WLS	BF	H	R	ER	SO	BB	IBB	HBP	BLK	WP	HR	S	P	ERA	WHIP
12 Carlos Villanueva, R ERA: 4.61	(1, 1)	5.1		25	7	3	3	4	2	0	1	0	0	0	68	107	5.06	1.688
52 Jose Capellan, R ERA: 4.11	(6, 1)	1.2		4	0	0	0	1	0	0	0	0	0	0	12	20	0.00	0.000
Brian Shouse, L ERA: 2.82	(8, 1)	1.0		3	0	0	0	0	0	0	0	0	0	0	7	12	0.00	0.000
Matt Wise, R ERA: 4.6	(9, 1)	0.2		4	1	0	0	1	0	0	1	0	0	0	9	16	0.00	1.500
Derrick Turnbow, R ERA: 4.78	(9, 1)	1.1		5	1	1	1	0	0	0	0	0	1	1	10	19	6.75	0.750
Dan Kolb, R ERA: 5.79	(11, 1)	1.0		4	0	0	0	1	1	0	0	0	0	0	9	16	0.00	1.000
Rick Helling, R ERA: 6.57	(12, 1)	1.0		3	0	0	0	2	0	0	0	0	0	0	9	14	0.00	0.000
Geremi Gonzalez, R ERA: 4.79	(13, 1)	1.0	W	4	1	1	1	0	0	0	0	0	0	0	10	13	9.00	1.000

TOP

Cincinnati Reds @ Milwaukee Brewers

Miller Park, Milwaukee, WI

Wed Jul 05 2006, 7:05 PM CDT
Att. 19,651 - Clear - 73 F

livebaseballscorecards.com

AB	45
R	5
H	10
RBI	4
BB	3
SO	9
LOB	17

Cincinnati Reds @ Milwaukee Brewers

Miller Park, Milwaukee, WI

Wed Jul 05 2006, 7:05 PM CDT
Att. 19,651 - Clear - 73 F

livebaseballscorecards.com

BOTTOM

Batter	1	2	3	4	5	6	7	8	9	10	11	12	13	AB	R	H	RBI	BB	SO	LOB
23 Rickie Weeks Jr., R (1, 4) OBP: 0.367, SLG: 0.401	2-1 CS 1B		0-1 2 2B 3B 2-H	4-1 1-2 2-3 BB			2-2 FC5-4 2 2B G5-2-3 1-2f		4-0 2 G6-4-3 BB		D X 1-0 F7 ③		F X 0-1 1-3 2-H 3-H 1B	5	1	3	3	2	0	2
2 Bill Hall, R (1, 6) OBP: 0.325, SLG: 0.570	S F X 0-2 F9 ①		F B B X 2-1 G3 1B 2B 3-H	X 0-0 P3 ③			X 0-0 1-3 2B		B B X 2-0 G6-4-3 ② ③ 1-2f			X 0-0 L7 ①		6	1	2	1	0	0	6
Geoff Jenkins, L (1, 9) OBP: 0.333, SLG: 0.405	1 SAFE 1 SAFE C F B B X 3-2 ② 1-2 1B		X 0-0 G3 ② 2-3		F F B B B C 3-3 K ①		C B D B 4-1 BB			B F X 1-1 HR		X 0-0 BB 1B		5	1	3	1	1	1	1
Carlos Lee, R (1, 7) OBP: 0.345, SLG: 0.560	F S F X 0-2 L9 ③		X 0-0 28 FC6-4 1B 3-H		S F B B B F F X 3-2 F9 ②		X 0-0 G5-2-3 ② ③ 3-Hf			S S B B X 2-2 G6-3 ①		C C B F B B F B 4-2 1-2 BB		5	0	1	1	1	0	4
28 Prince Fielder, L (1, 3) OBP: 0.324, SLG: 0.494		X 0-0 F7 ①	B T S F B 1 SAFE F X 2-2 FC6-4 ③ 1-2f		B B C F X 2-2 P2 ③			C C B B S 1-3 K ①		C B T S 1-3 K ②		S S S 0-3 K ②		6	0	0	0	0	3	3
47 Corey Koskie, L (1, 5) OBP: 0.343, SLG: 0.490		C B F B B C 3-3 K ②		B C X 1-1 G1-3 ①		B X 1-0 G1-3 ①		S C B B B B F F F S 3-3 K ②		F B B S F F X 3-2 F8 ③		B S S S T 2-2 K ③		4	0	0	0	0	2	0
Matt Wise, R (9, 1)														0	0	0	0	0	0	0
Derrick Turnbow, R (9, 1)														0	0	0	0	0	0	0
Brady Clark, R (10, PH) OBP: 0.370, SLG: 0.328														1	0	0	0	0	0	0
Dan Kolb, R (11, 1)														0	0	0	0	0	0	0
Rick Helling, R (12, 1)														0	0	0	0	0	0	0
Chris Barnwell, R (12, PH) OBP: 0.214, SLG: 0.154														1	0	0	0	0	1	2
Geremi Gonzalez, R (13, 1)														0	0	0	0	0	0	0
Damian Miller, R (1, 2) OBP: 0.343, SLG: 0.448	S X 0-1 G4-3 ③		F B B C B X 3-2 23 BB 2B	B X 2-0 G6-3 ②			B C F B S 2-3 K ③			C X 0-1 F8 ①			C X 0-1 1B 18 BB 23 1B 1B	6	1	2	0	0	1	0
18 Gabe Gross, L (1, 8) OBP: 0.368, SLG: 0.478		C F B X 1-2 12 SH1-4 23 3B 1B	F B S H 2-2 23 BB HBP	X 0-0 G4-3 ③					F F B X 1-2 P5 ①	B B C C B X 2-2 F7 ②			B B B C B 4-1 1-2 1B 23 1B BB	4	2	1	0	1	0	0
12 Carlos Villanueva, R (1, 1)		X 0-0 SH1-4 ① 1-2	X 0-0 F7 ②			B F X 1-1 23 FC5-4 1B			X 0-0 2B	B X 1-0			L X 0-1 1-2 2-3 23 1B 1B	1	0	0	0	0	0	2
52 Jose Capellan, R (6, 1)														0	0	0	0	0	0	0
1 Corey Hart, R (7, PH) OBP: 0.392, SLG: 0.370														1	0	1	0	0	0	0
Brian Shouse, L (8, 1)														0	0	0	0	0	0	0
Jeff Cirillo, R (9, 5) OBP: 0.412, SLG: 0.467														3	0	3	0	0	0	0
Inning Stats	R: 0 E: 0 K: 0 S: 12 H: 2 LOB: 1 BB: 0 P: 17	R: 0 E: 0 K: 1 S: 6 H: 0 LOB: 0 BB: 0 P: 9	R: 3 E: 0 K: 0 S: 15 H: 4 LOB: 1 BB: 0 P: 20	R: 0 E: 0 K: 0 S: 10 H: 1 LOB: 3 BB: 1 P: 20	R: 0 E: 0 K: 1 S: 12 H: 0 LOB: 0 BB: 0 P: 20	R: 0 E: 0 K: 0 S: 3 H: 0 LOB: 0 BB: 0 P: 6	R: 0 E: 0 K: 0 S: 8 H: 2 LOB: 2 BB: 1 P: 15	R: 0 E: 0 K: 3 S: 12 H: 0 LOB: 0 BB: 0 P: 18	R: 0 E: 0 K: 0 S: 5 H: 1 LOB: 1 BB: 1 P: 12	R: 1 E: 0 K: 1 S: 13 H: 1 LOB: 0 BB: 0 P: 20	R: 0 E: 0 K: 0 S: 7 H: 1 LOB: 1 BB: 0 P: 11	R: 0 E: 0 K: 2 S: 12 H: 1 LOB: 2 BB: 1 P: 18	R: 2 E: 0 K: 0 S: 7 H: 3 LOB: 2 BB: 1 P: 11	1B: 9 2B: 5 3B: 1 HR: 1	SF: 0 SAC: 1 DP: 2 HBP: 1	WP: 0 PB: 0 SB: 0 CS: 1	PA: 55			

PITCHER		IP	WLS	BF	H	R	ER	SO	BB	IBB	HBP	BLK	WP	HR	S	P	ERA	WHIP
54 Elizardo Ramirez, R ERA: 4.14	(1, 1)	6.0		26	7	3	3	2	1	0	1	0	0	0	58	92	4.50	1.333
25 David Weathers, R ERA: 5.45	(7, 1)	1.0		5	2	0	0	0	1	0	0	0	0	0	8	15	0.00	3.000
Kent Mercker, L ERA: 5.32	(8, 1)	1.0		3	0	0	0	3	0	0	0	0	0	0	12	18	0.00	0.000
56 Todd Coffey, R ERA: 3.05	(9, 1)	2.0		8	2	1	1	1	1	0	0	0	0	1	18	32	4.50	1.500
Esteban Yan, R ERA: 5.7	(11, 1)	1.1		7	2	0	0	0	1	0	0	0	0	0	13	21	0.00	2.250

PITCHER		IP	WLS	BF	H	R	ER	SO	BB	IBB	HBP	BLK	WP	HR	S	P	ERA	WHIP
37 Brian Shackelford, L ERA: 7.71	(12, 1)	0.1		1	0	0	0	1	0	0	0	0	0	0	3	3	0.00	0.000
Jason Standridge, R ERA: 4.76	(12, 1)	0.1	L	5	3	2	2	1	1	0	0	0	0	0	10	16	54.00	12.000

AB	48
R	6
H	16
RBI	6
BB	5
SO	8
LOB	20

Cincinnati Reds @ Atlanta Braves

Turner Field, Atlanta, GA

Thu Jul 06 2006, 7:35 PM EDT

Att. 28,446 - Partly Cloudy - 82 F

livebaseballscorecards.com

Batter	1	2	3	4	5	6	7	8	9	10	AB	R	H	RBI	BB	SO	LOB
Felipe Lopez, S (1, 6) OBP: 0.352, SLG: 0.393	C B B X 2-1 ① G6-3		C X 0-1 ② G4-3			B B X 2-0 ① G4-3		X 0-0 ② G4-3	B C B C F B S 3-3 ② K		5	0	0	0	0	1	0
4 Brandon Phillips, R (1, 4) OBP: 0.369, SLG: 0.451	X 0-0 E9		B B B C F X 3-2 ③ G6-3			C S F X 0-2 ② G6-3		B B B 4-0 BB	X 0-0 ③ F8		4	0	0	0	1	0	0
Ken Griffey Jr., L (1, 8) OBP: 0.305, SLG: 0.534	B B F F S 2-3 ② K			B X 1-0 L3 1B		C X 0-1 WP 1B 1B		X 0-0 ③ G4-3		B T F B F X 2-2 ① F7	5	0	2	0	0	1	2
Adam Dunn, L (1, 7) OBP: 0.371, SLG: 0.549	B X 1-0 ③ F8			S S X 0-2 ① ② L3 1-2		F F D X 1-2 WP 1-2 1B			B S T X 1-2 1B 26 1B 1B	S B B F B F B 4-2 S BB	4	1	2	0	1	0	2
Austin Kearns, R (1, 9) OBP: 0.349, SLG: 0.498		B F X 1-1 ① G5-3		B C B B C S 3-3 ③ K		F S B D X 2-2 ③ G5-3 1-2 2-3			X 0-0 1B 26 1B 1-2 1B	B C C B F S SAFE 2-3 ② K 1-2	5	1	1	0	0	2	3
Scott Hatteberg, L (1, 3) OBP: 0.415, SLG: 0.492		C B X 1-1 HR			B C X 1-1 12 1B 26 G6-4-3 2B		B C B F F X 2-2 ① L3		X 0-0 26 1B HR 1-2 2-3 1B	I I I I 4-0 IBB	4	3	3	1	1	0	0
12 Edwin Encarnación, R (1, 5) OBP: 0.361, SLG: 0.474		B C X 1-1 ② L4			B B X 2-0 26 G6-4-3 2-3 1B		F X 0-1 ② G3		B B B C C F S 3-3 ① K	C O X 1-1 ③ P4	5	0	1	0	0	1	5
26 David Ross, R (1, 2) OBP: 0.380, SLG: 0.669		S X 0-1 ③ G6-3			B X 1-0 ① ② G6-4-3 1-2f 3-H		B S B F C 2-3 ③ K		C X 0-1 HR 1-2 2-H 3-H 1B		4	1	1	2	0	1	1
Joe Mays, S (1, 1) OBP: 0.250, SLG: 0.375 Jason Standridge, R (6, 1) 31 Matt Belisle, R (7, 1) Dewayne Wise, L (8, PH) Esteban Yan, R (8, 1) Javier Valentin, S (9, PH) OBP: 0.270, SLG: 0.324 Kent Mercker, L (9, 1) 56 Todd Coffey, R (10, 1)			C C F X 0-2 ① F7		B C F F B S 2-3 ③ K			F C X 0-2 ① G4-3	B B X 2-0 1-H 2-H HR 1B		2 0 0 1 0 1 0 0	0 0 0 0 0 1 0 0	0 0 0 0 0 3 0 0	0 0 0 0 0 1 0 0	0 0 0 0 0 0 0 0	1 0 0 0 0 0 0 0	0 0 0 0 0 0 0 0

TOP

AB	40
R	7
H	11
RBI	6
BB	3
SO	7
LOB	13

Inning Stats	1	2	3	4	5	6	7	8	9	10
	R: 0 E: 1 K: 1 S: 7	H: 0 LOB: 1 BB: 0 P: 12	R: 1 E: 0 K: 0 S: 8	H: 1 LOB: 0 BB: 0 P: 11	R: 0 E: 0 K: 0 S: 9	H: 0 LOB: 0 BB: 0 P: 12	R: 0 E: 0 K: 1 S: 7	H: 1 LOB: 0 BB: 0 P: 11	R: 1 E: 0 K: 1 S: 8	H: 2 LOB: 0 BB: 0 P: 14
	R: 0 E: 0 K: 0 S: 13	H: 2 LOB: 2 BB: 0 P: 18	R: 0 E: 0 K: 1 S: 9	H: 0 LOB: 0 BB: 0 P: 13	R: 0 E: 0 K: 0 S: 5	H: 0 LOB: 1 BB: 1 P: 9	R: 5 E: 0 K: 2 S: 17	H: 5 LOB: 0 BB: 0 P: 26	R: 0 E: 0 K: 1 S: 13	H: 0 LOB: 2 BB: 2 P: 26

1B: 8 SF: 0 WP: 1 PA: 43
2B: 2 SAC: 0 PB: 0
3B: 0 DP: 2 SB: 1
HR: 2 HBP: 0 CS: 0

PITCHER		IP	WLS	BF	H	R	ER	SO	BB	IBB	HBP	BLK	WP	HR	S	P	ERA	WHIP
15 Tim Hudson, R ERA: 4.56	(1, 1)	8.0		32	8	4	4	4	1	0	0	0	1	1	70	105	4.50	1.125
49 Macay McBride, L ERA: 4.62	(9, 1)	0.0		1	1	0	0	0	0	0	0	0	0	0	1	1	∞	∞
Jorge Sosa, R ERA: 5.47	(9, 1)	1.0	B	5	2	3	3	2	0	0	0	0	0	1	12	20	27.00	2.000
Ken Ray, R ERA: 2.72	(10, 1)	1.0	W	5	0	0	0	1	1	1	0	0	0	0	13	26	0.00	1.000

PITCHER	IP	WLS	BF	H	R	ER	SO	BB	IBB	HBP	BLK	WP	HR	S	P	ERA	WHIP

Cincinnati Reds @ Atlanta Braves

Turner Field, Atlanta, GA

Thu Jul 06 2006, 7:35 PM EDT

Att. 28,446 - Partly Cloudy - 82 F

livebaseballscorecards.com

Batter	1	2	3	4	5	6	7	8	9	10	AB	R	H	RBI	BB	SO	LOB
Marcus Giles, R (1, 4) OBP: 0.345, SLG: 0.379	C F B B X 2-2 11 1B 10 1B 1B	B B B C B 4-1 BB		D B C B S B 4-2 11 1B 1-2 BB		X 0-0 BB 2-H 2B	C B F X 1-2 FC5-4 1-2f ③		F S B B X 2-2 P4 ③		4	1	2	1	2	0	3
11 Edgar Renteria, R (1, 6) OBP: 0.391, SLG: 0.461	C X 0-1 10 1B 1-2 HR 1B	B S B B B C F X 3-2 P5 ③		X 0-0 1-2 2-3 1B		B B F S B C 3-3 K ②		C X 0-1 E5 10 1B SF9		F F S 0-3 K ①	6	2	2	0	0	2	2
10 Chipper Jones, S (1, 5) OBP: 0.397, SLG: 0.494	F B B X 2-1 1-2 2-H HR 1B		F F S 0-3 K ①	C B X 1-1 F8 ③		B B B B 4-0 BB BB		F F F B X 1-2 1-3 1B		B X 1-0 7 1B 2B	5	2	3	1	1	1	3
Andruw Jones, R (1, 8) OBP: 0.350, SLG: 0.500	X 0-0 1-H 2-H HR		S B X 1-1 G5-3 ②		B B B C B 4-1 BB C B B B F B 4-2 16 FC4 1-2 2-3 BB			B B X 2-0 SF9 ① 3-H		C C B S 1-3 K ②	3	1	1	4	2	1	1
16 Brian McCann, L (1, 2) OBP: 0.404, SLG: 0.503	F S X 0-2 F8 ①		C C X 0-2 G1-3 ③		C B B F S 2-3 K ①	B S X 1-1 FC4 ③ 1-2f		S F F B B F S 2-3 K ②		I I I I 4-0 7 1B IBB	5	0	0	0	1	2	5
7 Jeff Francoeur, R (1, 9) OBP: 0.280, SLG: 0.434	F F F B X 1-2 F8 ②			B B X 2-0 2B 1B	X 0-0 L9 ②		C B F B F F F S 2-3 K ① S C F B X 1-2 G4-3 ③			B S X 1-1 1-2 2-H 1B	6	1	2	1	0	1	2
Adam LaRoche, L (1, 3) OBP: 0.330, SLG: 0.484	F C B S 1-3 K ③			C X 0-1 G4-3 15 FC1-2 1-H 2B	X 0-0 G4-3 ③		T B B F X 2-2 E8 15 1B		S X 0-1 F8 ①		5	0	1	1	0	1	1
Ryan Langerhans, L (1, 7) OBP: 0.330, SLG: 0.396 23 Matt Diaz, R (9, PH) OBP: 0.374, SLG: 0.481 (10, 7)		C B B X 2-1 G3 ①		B X 1-0 G4-3 ① 2-3		S B X 1-1 15 SH3-4 2B 1B	C B C X 1-2 L6 ②		B F X 1-1 1B		4 1	1 0	1 1	0 0	0 0	0 0	2 0
15 Tim Hudson, R (1, 1) OBP: 0.167, SLG: 0.118 49 Macay McBride, L (9, 1) Jorge Sosa, R (9, 1) OBP: 0.190, SLG: 0.421 Wilson Betemit, S (9, PH) OBP: 0.333, SLG: 0.468 Ken Ray, R (10, 1)		C C B S 1-3 K ②		X 0-0 FC1-2 11 1B WP 3-H ②		L B X 1-1 SH3-4 ① 1-2	F C X 0-2 FC5-4 2-3 1B		C C S 0-3 K ②		3 0 0 0 1 0	0 0 0 0 0 0	1 0 0 0 0 0	0 0 0 0 1 0	0 0 0 0 1 0	1 0 0 1 1 0	1 0 0 1 1 0
Inning Stats	R: 4 H: 4 E: 0 LOB: 0 K: 1 BB: 0 S: 18 P: 24	R: 0 H: 0 E: 0 LOB: 1 K: 1 BB: 1 S: 10 P: 20	R: 0 H: 0 E: 0 LOB: 0 K: 1 BB: 0 S: 8 P: 9	R: 1 H: 3 E: 0 LOB: 3 K: 0 BB: 1 S: 10 P: 18	R: 0 H: 0 E: 0 LOB: 1 K: 1 BB: 1 S: 6 P: 12	R: 1 H: 2 E: 0 LOB: 3 K: 1 BB: 2 S: 12 P: 26	R: 0 H: 1 E: 1 LOB: 2 K: 1 BB: 0 S: 18 P: 24	R: 1 H: 1 E: 1 LOB: 1 K: 1 BB: 0 S: 16 P: 22	R: 0 H: 1 E: 0 LOB: 1 K: 1 BB: 0 S: 11 P: 14	R: 1 H: 2 E: 0 LOB: 2 K: 2 BB: 1 S: 9 P: 16	1B: 10 SF: 1 2B: 3 SAC: 1 3B: 0 DP: 0 HR: 1 HBP: 0						

BOTTOM

AB	43
R	8
H	14
RBI	8
BB	6
SO	10
LOB	21

WP: 1 PA: 51
PB: 0
SB: 0
CS: 0

PITCHER		IP	WLS	BF	H	R	ER	SO	BB	IBB	HBP	BLK	WP	HR	S	P	ERA	WHIP
Joe Mays, R ERA: 8.43	(1, 1)	5.1		28	9	6	6	4	3	0	0	0	1	1	57	90	10.12	2.250
Jason Standridge, R ERA: 4.26	(6, 1)	0.2		4	0	0	0	1	2	0	0	0	0	0	7	19	0.00	3.000
31 Matt Belisle, R ERA: 4.37	(7, 1)	1.0		5	1	0	0	1	0	0	0	0	0	0	18	24	0.00	1.000
Esteban Yan, R ERA: 5.54	(8, 1)	1.0		5	1	1	0	1	0	0	0	0	0	0	16	22	0.00	1.000
Kent Mercker, L ERA: 5.09	(9, 1)	1.0		4	1	0	0	1	0	0	0	0	0	0	11	14	0.00	1.000

PITCHER		IP	WLS	BF	H	R	ER	SO	BB	IBB	HBP	BLK	WP	HR	S	P	ERA	WHIP
56 Todd Coffey, R ERA: 3.2	(10, 1)	0.2	L	5	2	1	1	2	0	1	0	0	0	0	9	16	13.50	3.000

Batter	1	2	3	4	5	6	7	8	9	AB	R	H	RBI	BB	SO	LOB
6 Ryan Freel, R (1, 5) OBP: 0.385, SLG: 0.444	F B F B B B 4-2 1B PB BB	C C B X 1-2 1-3 2-H 1B 2B	X 0-0 FC3-6 BB 1B		B F F F B F C 2-3 ① K			C B C B X 2-2 S E 2B		4	3	3	1	1	1	0
Adam Dunn, L (1, 7) OBP: 0.374, SLG: 0.549	1 SAFE 1 SAFE F B C B X 2-2 G4-3 PB 1-3 1B	B B S F B X 3-2 2-H 3-H HR 1B	B D B B 4-0 1-2 FC3-6 BB		B B B C F S 3-3 ② K			B C X 1-1 ① F7		4	1	2	2	1	1	1
Ken Griffey Jr., L (1, 8) OBP: 0.301, SLG: 0.527 Dewayne Wise, L (4, 8)	S S D B F B X 3-2 ① P5 1-2 3-H	X 0-0 ① F7	B F C X 1-2 ① 1-2f 2-3 FC3-6		C F S 0-3 ③ K			B B 2 SAFE C S S 2-3 ② 2-H K		3 2	0 0	0 0	0 0	0 0	0 2	5 0
Rich Aurilia, R (1, 3) OBP: 0.316, SLG: 0.488	C B B B X 3-1 ② G4-3 2-3	1 SAFE X 0-0 1-H HR	B B X 2-0 ② P4			F X 0-1 ① P2		B B B C C B 4-2 BB		4	1	1	2	1	0	3
4 Brandon Phillips, R (1, 4) OBP: 0.366, SLG: 0.451	B C C F X 1-2 ③ P4	F B B F F X 2-2 F9 1B 2B	B X 1-0 ③ F7			B F S B F B X 3-2 ② G1-3		C F S 0-3 ③ K		5	1	1	0	0	1	4
Austin Kearns, R (1, 9) OBP: 0.347, SLG: 0.494		x 0-0 26 2B 1B	B F S B B F F S 3-3 ① K			C B S B F X 2-2 ③ L7			x 0-0 ① G5-3	5	1	1	0	0	1	1
26 David Ross, R (1, 2) OBP: 0.384, SLG: 0.681 Jason LaRue, R (2, PR) OBP: 0.293, SLG: 0.307 (2, 2)	x 1-1 9 1B 22 1B 1-H 2B 2-2 9 1B 3-H 1B		B B B B 4-0 BB				x 0-0 ① L7		C B B F F B S 3-3 ② K	1 3	0 1	1 1	1 1	0 1	0 1	0 0
9 Juan Castro, R (1, 6) OBP: 0.268, SLG: 0.337	x 1-0 22 1B 6 2B 2-3 1B 1-0 22 FC4-6 1-3 1B		B X 1-0 ② F9				B C X 1-1 ② G6-3		B C X 1-1 ③ L8	5	1	2	0	0	0	1
22 Eric Milton, L (1, 1) OBP: 0.179, SLG: 0.321 25 David Weathers, R (7, 1) Eddie Guardado, R (9, 1)	x 0-1 6 2B 1-2 3-H 1B 1-0 FC4-6 1-2f		B F S B S 2-3 ③ K				B S X 1-1 ③ G3-1			4 0 0	1 0 0	1 0 0	1 0 0	0 0 0	1 0 0	4 0 0
Inning Stats	R: 1 E: 0 K: 0 S: 15 H: 1 LOB: 1 BB: 1 P: 28	R: 8 E: 0 K: 0 S: 25 H: 10 LOB: 3 BB: 0 P: 37	R: 0 E: 0 K: 0 S: 6 H: 1 LOB: 2 BB: 1 P: 14	R: 0 E: 0 K: 2 S: 9 H: 0 LOB: 1 BB: 1 P: 19	R: 0 E: 0 K: 3 S: 11 H: 0 LOB: 0 BB: 0 P: 16	R: 0 E: 0 K: 0 S: 10 H: 0 LOB: 0 BB: 0 P: 15	R: 0 E: 0 K: 0 S: 5 H: 0 LOB: 0 BB: 0 P: 7	R: 1 E: 0 K: 2 S: 13 H: 1 LOB: 1 BB: 1 P: 22	R: 0 E: 0 K: 1 S: 7 H: 0 LOB: 0 BB: 0 P: 11	1B: 8 2B: 4 3B: 0 HR: 1 SF: 0 SAC: 0 DP: 0 HBP: 0						

TOP

Cincinnati Reds @ Atlanta Braves

Turner Field, Atlanta, GA

Fri Jul 07 2006, 7:35 PM EDT

Att. 32,315 - Partly Cloudy - 80 F

livebaseballscorecards.com

AB	40
R	10
H	13
RBI	8
BB	4
SO	8
LOB	19

WP: 0 PB: 1 SB: 1 CS: 0 PA: 44

PITCHER		IP	WLS	BF	H	R	ER	SO	BB	IBB	HBP	BLK	WP	HR	S	P	ERA	WHIP
Horacio Ramirez, L ERA: 4.65	(1, 1)	1.0	L	11	7	8	8	0	1	0	0	0	0	0	27	46	72.00	8.000
Oscar Villarreal, R ERA: 4.29	(2, 1)	2.0		12	5	1	1	0	1	0	0	0	0	1	19	33	4.50	3.000
Kevin Barry, R ERA:	(4, 1)	4.0		13	0	0	0	5	1	0	0	0	0	0	35	57	0.00	0.250
Tyler Yates, R ERA: 3.24	(8, 1)	1.0		5	1	1	0	2	1	0	0	0	0	0	13	22	0.00	2.000
54 Chad Paronto, R ERA: 3.04	(9, 1)	1.0		3	0	0	0	1	0	0	0	0	0	0	7	11	0.00	0.000

PITCHER	IP	WLS	BF	H	R	ER	SO	BB	IBB	HBP	BLK	WP	HR	S	P	ERA	WHIP

Cincinnati Reds @ Atlanta Braves

Turner Field, Atlanta, GA

Fri Jul 07 2006, 7:35 PM EDT
Att. 32,315 - Partly Cloudy - 80 F

livebaseballscorecards.com

BOTTOM

Batter	1	2	3	4	5	6	7	8	9	AB	R	H	RBI	BB	SO	LOB
Marcus Giles, R (1, 4) OBP: 0.346, SLG: 0.377	G6-3			G5-3		HBP	1B		K	4	1	1	0	0	1	0
11 Edgar Renteria, R (1, 6) OBP: 0.393, SLG: 0.463	F9			2B		BB	F9			3	2	1	0	1	0	2
10 Chipper Jones, S (1, 5) OBP: 0.398, SLG: 0.506	F8			HR		F9	1B			4	1	2	3	0	0	2
Andruw Jones, R (1, 8) OBP: 0.351, SLG: 0.498		G5-3		BB		E7	G5-3			3	0	1	0	1	0	2
7 Jeff Francoeur, R (1, 9) OBP: 0.282, SLG: 0.435		L5		F8		1B		G4-6-3		4	0	2	0	0	0	1
23 Matt Diaz, R (1, 7) OBP: 0.364, SLG: 0.466		G6-3		F9		FC4-6		F8		4	0	0	1	0	0	4
Adam LaRoche, L (1, 3) OBP: 0.325, SLG: 0.477			P2	F8		K		G4-6-3		4	0	0	0	0	1	3
Todd Pratt, R (1, 2) OBP: 0.245, SLG: 0.274			F8	G5-3			F9		F9	4	0	0	0	0	0	0
Horacio Ramirez, L (1, 1) OBP: 0.267, SLG: 0.214			F9	G3			F9		P5	0	0	0	0	0	0	0
Oscar Villarreal, L (2, 1)										0	0	0	0	0	0	0
Scott Thorman, L (3, PH) OBP: 0.244, SLG: 0.316										1	0	0	0	0	0	0
Kevin Barry, R (4, 1)										1	0	0	0	0	0	0
Wilson Betemit, S (7, PH) OBP: 0.337, SLG: 0.471										1	1	1	0	0	0	0
Tyler Yates, R (8, 1)										0	0	0	0	0	0	0
54 Chad Paronto, R (9, 1)										0	0	0	0	0	0	0
Ryan Langerhans, L (9, PH) OBP: 0.329, SLG: 0.394										1	0	0	0	0	0	0
Inning Stats	R: 0 E: 0 K: 0 S: 4 H: 0 LOB: 0 BB: 0 P: 6	R: 0 E: 0 K: 0 S: 4 H: 0 LOB: 0 BB: 0 P: 10	R: 0 E: 0 K: 0 S: 9 H: 0 LOB: 0 BB: 0 P: 14	R: 2 E: 0 K: 0 S: 13 H: 2 LOB: 1 BB: 1 P: 22	R: 0 E: 0 K: 0 S: 6 H: 0 LOB: 0 BB: 0 P: 8	R: 2 E: 1 K: 1 S: 15 H: 2 LOB: 2 BB: 1 P: 22	R: 1 E: 0 K: 0 S: 16 H: 3 LOB: 2 BB: 0 P: 20	R: 0 E: 0 K: 0 S: 7 H: 1 LOB: 0 BB: 0 P: 8	R: 0 E: 0 K: 1 S: 10 H: 0 LOB: 0 BB: 0 P: 15	1B: 6 2B: 1 3B: 0 HR: 1 SF: 0 SAC: 0 DP: 1 HBP: 1	WP: 0 PB: 0 SB: 0 CS: 0 PA: 37					

	AB	34
	R	5
	H	8
	RBI	4
	BB	2
	SO	2
	LOB	14

PITCHER	IP	WLS	BF	H	R	ER	SO	BB	IBB	HBP	BLK	WP	HR	S	P	ERA	WHIP
22 Eric Milton, L (1, 1) ERA: 5.24	6.1	W	28	6	5	5	1	2	0	1	0	0	1	57	89	7.11	1.263
25 David Weathers, R (7, 1) ERA: 5.22	1.2		6	2	0	0	0	0	0	0	0	0	0	17	21	0.00	1.200
Eddie Guardado, L (9, 1) ERA: 5.25	1.0		3	0	0	0	1	0	0	0	0	0	0	10	15	0.00	0.000

PITCHER	IP	WLS	BF	H	R	ER	SO	BB	IBB	HBP	BLK	WP	HR	S	P	ERA	WHIP

Cincinnati Reds @ Atlanta Braves

Turner Field, Atlanta, GA

Sat Jul 08 2006, 7:05 PM EDT

Att. 44,718 - Partly Cloudy - 83 F

livebaseballscorecards.com

Batter	1	2	3	4	5	6	7	8	9	AB	R	H	RBI	BB	SO	LOB
6 Ryan Freel, R (1, 5) OBP: 0.380, SLG: 0.437	F B S F C 1-3 ① K		C X 0-1 ③ F9		C S S 0-3 ② K			F F B C 1-3 ① K		4	0	0	0	0	3	1
Adam Dunn, L (1, 7) OBP: 0.370, SLG: 0.542	C B F F F F S 1-3 ② K			F B B S C 2-3 ① K	F F F B B X 2-2 ③ F8			S B F F B B C 3-3 ② K		4	0	0	0	0	3	1
Ken Griffey Jr., L (1, 8) OBP: 0.304, SLG: 0.529	C S F S 0-3 ③ K			X 0-0 ① 1B SF8 2B		B B C B F F B 4-2 ① G6-4-3 BB		F B F X 1-2 ③ G1-3		3	1	1	0	1	1	0
Austin Kearns, R (1, 9) OBP: 0.349, SLG: 0.494		B C X 1-1 ① G3 1B		B X 1-0 ① 1B 2-3		F B B X 2-1 ① ② G6-4-3 1-2f			B C C F C 1-3 ① K	4	0	2	0	0	1	1
Scott Hatteberg, L (1, 3) OBP: 0.413, SLG: 0.490		F B 1 SAFE X 1-1 ① F9		B B B X 3-0 ② SF8 3-H		C C X 0-2 1B			B C B X 2-1 ② F8	3	0	1	1	0	0	1
Felipe Lopez, S (1, 6) OBP: 0.354, SLG: 0.394		1 SAFE C B B B F X 3-2 ② G3 1-2		1 SAFE X 0-0 1B 1-2		1 SAFE C D B F B F X 3-2 ③ F7			C X 0-1 1B	4	0	2	0	0	0	2
4 Brandon Phillips, R (1, 4) OBP: 0.362, SLG: 0.444		T F S 0-3 ③ K		B S F X 1-2 ③ G1-3			S T F B X 1-2 ① G4-3		B C F F S 1-3 ③ K	4	0	0	0	0	2	4
Jason LaRue, R (1, 2) OBP: 0.294, SLG: 0.316			C S S B F B B X 3-2 ① G5-3		X 0-0 39 FC2-5 2B		C S S 0-3 ② K			3	0	1	0	0	1	0
39 Aaron Harang, R (1, 1) OBP: 0.214, SLG: 0.175			C F S 0-3 ② K		X 0-0 ① FC2-5 2-3		B F S X 1-2 ③ G4-3			3	0	0	0	0	1	1
Inning Stats	R: 0 E: 0 K: 3 S: 14 H: 0 LOB: 0 BB: 0 P: 16	R: 0 E: 0 K: 1 S: 10 H: 1 LOB: 1 BB: 0 P: 15	R: 0 E: 0 K: 1 S: 9 H: 0 LOB: 0 BB: 0 P: 12	R: 1 E: 0 K: 1 S: 10 H: 3 LOB: 2 BB: 0 P: 17	R: 0 E: 0 K: 1 S: 9 H: 1 LOB: 1 BB: 0 P: 11	R: 0 E: 0 K: 0 S: 12 H: 1 LOB: 1 BB: 1 P: 21	R: 0 E: 0 K: 1 S: 10 H: 0 LOB: 0 BB: 0 P: 12	R: 0 E: 0 K: 2 S: 11 H: 0 LOB: 0 BB: 0 P: 16	R: 0 E: 0 K: 2 S: 12 H: 1 LOB: 1 BB: 0 P: 16	1B: 5 2B: 2 3B: 0 HR: 0 SF: 1 SAC: 0 DP: 1 HBP: 0						

TOP	
AB	32
R	1
H	7
RBI	1
BB	1
SO	12
LOB	11

WP: 0 PB: 0 SB: 0 CS: 0 PA: 34

PITCHER		IP	WLS	BF	H	R	ER	SO	BB	IBB	HBP	BLK	WP	HR	S	P	ERA	WHIP
29 John Smoltz, R ERA: 3.6	(1, 1)	8.0	W	30	6	1	1	10	1	0	0	0	0	0	85	120	1.12	0.875
Ken Ray, R ERA: 2.66	(9, 1)	1.0	S	4	1	0	0	2	0	0	0	0	0	0	12	16	0.00	1.000

PITCHER	IP	WLS	BF	H	R	ER	SO	BB	IBB	HBP	BLK	WP	HR	S	P	ERA	WHIP

Batter	1	2	3	4	5	6	7	8	9	AB	R	H	RBI	BB	SO	LOB
Marcus Giles, R (1, 4) OBP: 0.345, SLG: 0.378	C C B F X 1-2 ① G1-3			C B X 1-1 10 G6-4-3 2B		F F B B X 2-2 ② FC6-4 1-2f F F D C 1-3 ③ K				4	0	1	0	0	1	3
11 Edgar Renteria, R (1, 6) OBP: 0.394, SLG: 0.462	B B C B F X 3-2 10 CS 1B			B F B C B D 4-2 10 G6-4-3 BB		C B X 1-1 ③ F8		S F F X 0-2 ① G1-3		3	0	1	0	1	0	1
10 Chipper Jones, S (1, 5) OBP: 0.396, SLG: 0.509	C B B C B B F S 3-3 ② ③ K 1-2			S F X 0-2 ① ② G6-4-3 1-2f 2-3			X 0-0 ① G4-3	B B F B X 3-1 16 2B 3B		4	1	1	0	0	1	3
Andruw Jones, R (1, 8) OBP: 0.348, SLG: 0.492		B C S T 1-2 ① K		S B F D S 2-3 ③ K			C X 0-1 ② G3	X 0-0 ② G6-3		4	0	0	0	0	2	2
16 Brian McCann, L (1, 2) OBP: 0.406, SLG: 0.508		B C B F F F S 2-3 ② K			F X 0-1 ① F9		B C F B F X 2-2 7 HR 1B	D F S X 1-2 3-H 2B		4	1	2	1	0	1	0
7 Jeff Francoeur, R (1, 9) OBP: 0.282, SLG: 0.441		B F B B S F X 2-2 ③ G5-3			S B B X 2-1 ② F8		C B X 1-1 1-H HR	B B F S T B S 3-3 ③ K		4	1	1	2	0	1	1
Adam LaRoche, L (1, 3) OBP: 0.325, SLG: 0.479			C S B B F S 2-3 ① K		B X 1-0 ③ F7		B S X 1-1 29 1B 2B			3	1	1	0	0	1	0
Ryan Langerhans, L (1, 7) OBP: 0.329, SLG: 0.390			B B X 2-0 ② F7			X 0-0 ① B1-3	I I I I 4-0 29 1B IBB			2	0	0	0	1	0	0
29 John Smoltz, R (1, 1) OBP: 0.194, SLG: 0.206 Ken Ray, R (9, 1)			S F B C 1-3 ③ K			B C F B X 2-2 FC6-4 1B	B F F X 1-2 1-2 2-H 1B			3 0	0 0	2 0	1 0	0 0	1 0	0 0
Inning Stats	R: 0 E: 0 K: 1 S: 11 H: 1 LOB: 1 BB: 0 P: 18	R: 0 E: 0 K: 2 S: 12 H: 0 LOB: 0 BB: 0 P: 17	R: 0 E: 0 K: 2 S: 8 H: 0 LOB: 0 BB: 0 P: 13	R: 0 E: 0 K: 1 S: 10 H: 1 LOB: 1 BB: 1 P: 17	R: 0 E: 0 K: 0 S: 5 H: 0 LOB: 0 BB: 0 P: 8	R: 0 E: 0 K: 0 S: 9 H: 1 LOB: 1 BB: 0 P: 14	R: 3 E: 0 K: 1 S: 17 H: 4 LOB: 2 BB: 1 P: 27	R: 1 E: 0 K: 1 S: 14 H: 2 LOB: 1 BB: 0 P: 21		1B: 4 2B: 4 3B: 1 HR: 1	SF: 0 SAC: 0 DP: 2 HBP: 0					

PITCHER	IP	WLS	BF	H	R	ER	SO	BB	IBB	HBP	BLK	WP	HR	S	P	ERA	WHIP
39 Aaron Harang, R (1, 1) ERA: 3.7	8.0	L	33	9	4	4	8	1	1	0	0	0	1	86	135	4.50	1.250

PITCHER	IP	WLS	BF	H	R	ER	SO	BB	IBB	HBP	BLK	WP	HR	S	P	ERA	WHIP

BOTTOM

Cincinnati Reds @ Atlanta Braves

Turner Field, Atlanta, GA

Sat Jul 08 2006, 7:05 PM EDT
Att. 44,718 - Partly Cloudy - 83 F

livebaseballscorecards.com

AB	31
R	4
H	9
RBI	4
BB	2
SO	8
LOB	10

1B: 4	SF: 0	WP: 0	PA: 33
2B: 4	SAC: 0	PB: 0	
3B: 1	DP: 2	SB: 0	
HR: 1	HBP: 0	CS: 1	

Batter	1	2	3	4	5	6	7	8	9	AB	R	H	RBI	BB	SO	LOB
6 Ryan Freel, R (1, 8) OBP: 0.383, SLG: 0.440 Dewayne Wise, L (5, 8)	B B C X 2-1 FC2-6 1B		C B B X 2-1 F7 ②		B F C X 1-2 CS 1B		F B X 1-1 F8 ①			3 1	0 0	2 0	0 0	0 0	0 0	0 0
Felipe Lopez, S (1, 6) OBP: 0.355, SLG: 0.394	1 SAFE P X 1-0 FC2-6 S ① 1-2f		B C B B B 4-1 BB		1 SAFE 1 SAFE C 1 SAFE C P 1-2 CS ③ 1-2	S X 0-1 HR 1B 1B	C X 0-1 G4-3 ②			3	1	1	0	1	0	1
Scott Hatteberg, L (1, 3) OBP: 0.411, SLG: 0.486	C 1 SAFE F B B X 1-2 F8 ② 1-2		F 1 SAFE B X 1-1 G3 ③			B C 1 SAFE D X 2-1 HR 1B 1-2	C T S 0-3 K ③			4	1	1	0	0	1	2
Adam Dunn, L (1, 7) OBP: 0.369, SLG: 0.547	F B B X 2-1 G3 ③			C B F S 1-3 K ①		D X 1-0 1-H 2-H HR		F B B B X 3-1 F8 ①		4	1	1	3	0	1	1
Rich Aurilia, R (1, 5) OBP: 0.319, SLG: 0.488		B B X 2-0 1B		C X 0-1 L9 ②		C B C B F F F X 2-2 F9 ①		B F X 1-1 G6-4-3 1B		4	0	2	0	0	0	0
Austin Kearns, R (1, 9) OBP: 0.351, SLG: 0.492		B S S S 1-3 K ①		B T B B B 4-1 BB		B C B S X 2-2 BB 1B		X 0-0 G6-4-3 ② ③ 1-2f		3	0	1	0	1	1	2
4 Brandon Phillips, R (1, 4) OBP: 0.357, SLG: 0.438		1 SAFE B C X 1-1 L8 ②		B 1 SAFE B X 2-0 G6-3 ③		F 1 SAFE B 1 SAFE X 1-1 F9 ②			C B B F S 2-3 K ①	4	0	0	0	0	1	3
Jason LaRue, R (1, 2) OBP: 0.293, SLG: 0.308		F B 1 SAFE F S 1-3 K ③		F F S 0-3 K ①		1 SAFE B B F 1 SAFE B 4-1 1-2 BB			C B F S 1-3 K ②	3	0	0	0	1	3	1
61 Bronson Arroyo, R (1, 1) 31 Matt Belisle, R (5, 1) Ken Griffey Jr., L (6, PH) OBP: 0.303, SLG: 0.527 56 Todd Coffey, R (6, 1) Kent Mercker, L (7, 1) 25 David Weathers, R (8, 1) Javier Valentin, S (9, PH) OBP: 0.274, SLG: 0.321			B B C B S F X 3-2 G5-3 ①		F B X 1-1 F9 ②	B C B F B S 3-3 K ③			C S X 0-2 F8 ③	2 0 1 0 0 0 1	0 0 0 0 0 0 0	0 0 0 0 0 0 0	0 0 0 0 0 0 0	0 0 0 0 0 0 0	0 0 1 0 0 0 0	0 0 2 0 0 0 0
Inning Stats	R: 0 E: 0 K: 0 S: 9 H: 1 LOB: 1 BB: 0 P: 14	R: 0 E: 0 K: 2 S: 9 H: 1 LOB: 1 BB: 0 P: 14	R: 0 E: 0 K: 0 S: 9 H: 0 LOB: 1 BB: 1 P: 19	R: 0 E: 0 K: 1 S: 7 H: 0 LOB: 1 BB: 1 P: 14	R: 0 E: 0 K: 1 S: 11 H: 1 LOB: 0 BB: 0 P: 13	R: 3 E: 0 K: 1 S: 20 H: 4 LOB: 2 BB: 1 P: 35	R: 0 E: 0 K: 1 S: 7 H: 0 LOB: 0 BB: 0 P: 8	R: 0 E: 0 K: 0 S: 5 H: 1 LOB: 0 BB: 0 P: 9	R: 0 E: 0 K: 2 S: 9 H: 0 LOB: 0 BB: 0 P: 12	1B: 7 2B: 0 3B: 0 HR: 1 SF: 0 SAC: 0 DP: 1 HBP: 0						

PITCHER		IP	WLS	BF	H	R	ER	SO	BB	IBB	HBP	BLK	WP	HR	S	P	ERA	WHIP
John Thomson, R ERA: 4.88	(1, 1)	2.2		11	2	0	0	2	1	0	0	0	0	0	25	44	0.00	1.125
Oscar Villarreal, R ERA: 4.67	(3, 1)	2.1	W	11	4	3	3	2	1	0	0	0	0	1	25	38	11.57	2.143
Tyler Yates, R ERA: 3.12	(6, 1)	0.2	H	4	1	0	0	0	1	0	0	0	0	0	12	21	0.00	3.000
49 Macay McBride, L ERA: 4.39	(6, 1)	1.1	H	4	0	0	0	2	0	0	0	0	0	0	10	14	0.00	0.000
54 Chad Paronto, R ERA: 2.93	(8, 1)	1.0		3	1	0	0	0	0	0	0	0	0	0	5	9	0.00	1.000

PITCHER		IP	WLS	BF	H	R	ER	SO	BB	IBB	HBP	BLK	WP	HR	S	P	ERA	WHIP
Jorge Sosa, R ERA: 5.4	(9, 1)	1.0		3	0	0	0	2	0	0	0	0	0	0	9	12	0.00	0.000

Cincinnati Reds @ Atlanta Braves

Turner Field, Atlanta, GA

Sun Jul 09 2006, 1:05 PM EDT

Att. 31,908 - Overcast - 81 F

TOP

livebaseballscorecards.com

AB	33
R	3
H	8
RBI	3
BB	3
SO	8
LOB	12

WP: 0 PA: 37
PB: 0
SB: 1
CS: 1

Cincinnati Reds @ Atlanta Braves

Turner Field, Atlanta, GA

Sun Jul 09 2006, 1:05 PM EDT

Att. 31,908 - Overcast - 81 F

BOTTOM

Batter	1	2	3	4	5	6	7	8	9	AB	R	H	RBI	BB	SO	LOB
Marcus Giles, R (1, 4) OBP: 0.343, SLG: 0.376	G5-3	11 1B SF8 2-H 1B		G4-3	G1-3		F8			5	1	1	1	0	0	2
11 Edgar Renteria, R (1, 6) OBP: 0.397, SLG: 0.464	16 1B BB 1B	SF8 10 BB 1-3 1B		F9		10 2B 1B		F9		5	1	3	0	0	0	0
10 Chipper Jones, S (1, 5) OBP: 0.403, SLG: 0.520 Jorge Sosa, R (9, 1) OBP: 0.190, SLG: 0.421	F8	1-2 BB		F9 1B		1 SAFE 1 SAFE 1-H HR 2B		0-2 2B		4 0	1 0	3 0	0 0	1 0	0 0	1 0
Andruw Jones, R (1, 8) OBP: 0.348, SLG: 0.500	16 1B 1-2 BB	SF8 2-3 3-H		P3		2-H HR		G6-3		3	1	1	3	1	0	2
16 Brian McCann, L (1, 2) OBP: 0.406, SLG: 0.505	1-2 2-H 1B	G4-3			F8	7 G6-4-3 1B		G4-3		5	0	2	1	0	0	3
7 Jeff Francoeur, R (1, 9) OBP: 0.281, SLG: 0.447	K		K		HR	G6-4-3 1-2f				4	1	1	1	0	2	3
Scott Thorman, L (1, 3) OBP: 0.289, SLG: 0.452		HR	F7		2B 2B		23 G4-6-3 1B 1B			4	2	3	1	0	0	0
Ryan Langerhans, L (1, 7) OBP: 0.340, SLG: 0.404		1B SH1-4 1B	BB		2-H 2B		1-2 23 G4-6-3 1B			3	1	3	1	1	0	0
John Thomson, R (1, 1) OBP: 0.267, SLG: 0.333 Oscar Villarreal, L (3, 1) Tyler Yates, R (6, 1) 49 Macay McBride, L (6, 1) 23 Matt Diaz, R (7, PH) OBP: 0.361, SLG: 0.463 54 Chad Paronto, R (8, 1) Wilson Betemit, S (9, 5) OBP: 0.337, SLG: 0.471		SH1-4 1-2	K		G5-3		G4-6-3 1-2f 2-3			0 2 0 0 1 0 0	0 0 0 0 0 0 0	0 0 0 0 0 0 0	0 1 0 0 0 0 0	0 2 0 0 0 0 0	0 0 0 0 0 0 0	0 1 0 0 2 0 0
Inning Stats	R: 1 E: 0 K: 1 S: 13 H: 2 LOB: 2 BB: 1 P: 25	R: 3 E: 0 K: 0 S: 19 H: 4 LOB: 2 BB: 1 P: 32	R: 0 E: 0 K: 2 S: 12 H: 0 LOB: 1 BB: 1 P: 22	R: 0 E: 0 K: 0 S: 10 H: 1 LOB: 1 BB: 0 P: 14	R: 2 E: 0 K: 0 S: 11 H: 3 LOB: 1 BB: 0 P: 16	R: 2 E: 0 K: 0 S: 11 H: 4 LOB: 0 BB: 0 P: 19	R: 0 E: 0 K: 0 S: 9 H: 2 LOB: 1 BB: 0 P: 16	R: 0 E: 0 K: 0 S: 9 H: 1 LOB: 1 BB: 0 P: 14		1B: 10 2B: 4 3B: 0 HR: 3	SF: 1 SAC: 1 DP: 2 HBP: 0					

livebaseballscorecards.com

AB	36
R	8
H	17
RBI	8
BB	3
SO	3
LOB	15

WP: 0 PB: 0 SB: 0 CS: 0 PA: 41

PITCHER		IP	WLS	BF	H	R	ER	SO	BB	IBB	HBP	BLK	WP	HR	S	P	ERA	WHIP
61 Bronson Arroyo, R ERA: 3.12	(1, 1)	4.1	L	26	10	6	6	3	3	0	0	0	0	2	61	105	12.46	3.000
31 Matt Belisle, R ERA: 4.24	(5, 1)	0.2		2	0	0	0	0	0	0	0	0	0	0	4	4	0.00	0.000
56 Todd Coffey, R ERA: 3.52	(6, 1)	1.0		5	4	2	2	0	0	0	0	0	0	1	11	19	18.00	4.000
Kent Mercker, L ERA: 4.88	(7, 1)	1.0		4	2	0	0	0	0	0	0	0	0	0	9	16	0.00	2.000
25 David Weathers, R ERA: 5.09	(8, 1)	1.0		4	1	0	0	0	0	0	0	0	0	0	9	14	0.00	1.000

PITCHER	IP	WLS	BF	H	R	ER	SO	BB	IBB	HBP	BLK	WP	HR	S	P	ERA	WHIP

Batter	1	2	3	4	5	6	7	8	9	AB	R	H	RBI	BB	SO	LOB
Jamey Carroll, R (1, 4) OBP: 0.395, SLG: 0.425	B B C B C B 4-2 17 G3-6-4 BB		C B F B B X 3-2 12 FC5-4 2-H 1B			B B C B C F X 3-2 ① P4		C B X 1-1 ① L8	C F B F F F F X 1-2 ② F9 2-3	4	0	1	1	1	0	1
12 Clint Barmes, R (1, 6) OBP: 0.248, SLG: 0.327	B B C L F S 2-3 ① K		C B 1 SAFE F F B X 2-2 ③ FC5-4 1-2f			F B X 1-1 17 HR 2B		B X 1-0 ② L7	C B B X 2-1 3-H 2B	5	1	2	1	0	1	2
17 Todd Helton, L (1, 3) OBP: 0.424, SLG: 0.502	B C X 1-1 ② ③ G3-6-4 1-2f			B C X 1-1 ① G4-3		F B X 1-1 2-H HR		F B F B B X 2-2 1B	C F B B B B F F F F 3-3 ③ S K	5	1	2	2	0	1	2
5 Matt Holliday, R (1, 7) OBP: 0.385, SLG: 0.583		B F X 1-1 ① G6-3		C S B F X 1-2 11 WP 1B		B X 1-0 ② L8		F C B B T 2-2 ③ K		4	0	1	0	0	1	1
27 Garrett Atkins, R (1, 5) OBP: 0.381, SLG: 0.491		B X 1-0 ② G6-3		B F F F 1 SAFE X 1-2 ② F7		B F B B B X 3-1 ③ L5			C F B X 1-2 8 1B 2B 1B	4	1	1	0	0	0	1
11 Brad Hawpe, L (1, 9) OBP: 0.390, SLG: 0.558		B F F B B X 2-2 ③ G4-3		S B S B S 2-3 ③ K 1-2			B X 1-0 1B		B C F C 1-3 ① K	4	0	1	0	0	2	2
8 Yorvit Torrealba, R (1, 2) OBP: 0.301, SLG: 0.387			C S B F X 1-2 G1-3 1B 1B		B S B S F F X 2-2 ① P4		X 0-0 ① B3		C F X 0-2 2B 18 E 1B 1-2	4	2	2	0	0	0	1
Choo Freeman, R (1, 8) OBP: 0.296, SLG: 0.337			B S C B B X 2-2 ① G1-3 1-2		C C F B B F X 2-2 ② F9		T X 0-1 ② F8		C C B X 1-2 18 E 2B 1-3 2-H	4	1	1	1	0	0	2
26 Jeff Francis, L (1, 1) OBP: 0.244, SLG: 0.118 Jorge Piedra, L (7, PH) OBP: 0.179, SLG: 0.342 Scott Dohmann, R (7, 1) Ray King, L (7, 1) David Cortes, R (8, 1) 18 Cory Sullivan, L (9, PH) OBP: 0.318, SLG: 0.417			L C S 0-3 ② K		F F S 0-3 ③ K		B B F F F X 2-2 ③ G4-3		B B B C C X 3-1 F9 E7 12 2B 1B 2-H 3-H	2 1 0 0 0 1	0 0 0 0 0 1	0 0 0 0 0 1	0 0 0 0 0 2	0 0 0 0 0 0	2 0 0 0 0 0	1 1 0 0 0 0
Inning Stats	R: 0 H: 0 E: 0 LOB: 0 K: 1 BB: 1 S: 8 P: 15	R: 0 H: 0 E: 0 LOB: 0 K: 0 BB: 0 S: 6 P: 10	R: 1 H: 2 E: 0 LOB: 1 K: 1 BB: 0 S: 17 P: 25	R: 0 H: 1 E: 0 LOB: 1 K: 1 BB: 0 S: 13 P: 18	R: 0 H: 0 E: 0 LOB: 0 K: 1 BB: 0 S: 13 P: 17	R: 2 H: 2 E: 0 LOB: 0 K: 0 BB: 0 S: 11 P: 20	R: 0 H: 1 E: 0 LOB: 1 K: 0 BB: 0 S: 7 P: 10	R: 0 H: 1 E: 0 LOB: 1 K: 1 BB: 0 S: 9 P: 15	R: 4 H: 5 E: 1 LOB: 1 K: 2 BB: 0 S: 30 P: 42	1B: 8 SF: 0 2B: 3 SAC: 0 3B: 0 DP: 1 HR: 1 HBP: 0						

PITCHER		IP	WLS	BF	H	R	ER	SO	BB	IBB	HBP	BLK	WP	HR	S	P	ERA	WHIP
22 Eric Milton, L ERA: 5.19	(1, 1)	6.0	W	23	5	3	3	4	1	0	0	0	1	1	68	105	4.50	1.000
25 David Weathers, R ERA: 4.97	(7, 1)	1.0	H	4	1	0	0	0	0	0	0	0	0	0	7	10	0.00	1.000
56 Todd Coffey, R ERA: 3.45	(8, 1)	1.0		4	1	0	0	1	0	0	0	0	0	0	9	15	0.00	1.000
Jason Standridge, R ERA: 8.1	(9, 1)	0.1		5	4	4	3	1	0	0	0	0	0	0	14	20	81.00	12.000
Eddie Guardado, L ERA: 5.11	(9, 1)	0.2	S	3	1	0	0	1	0	0	0	0	0	0	16	22	0.00	1.500

PITCHER	IP	WLS	BF	H	R	ER	SO	BB	IBB	HBP	BLK	WP	HR	S	P	ERA	WHIP

TOP

Colorado Rockies @ Cincinnati Reds

Great American Ball Park, Cincinnati, OH

Thu Jul 13 2006, 7:10 PM EDT
Att. 20,660 - Partly Cloudy - 86 F

livebaseballscorecards.com

AB	38
R	7
H	12
RBI	7
BB	1
SO	7
LOB	14

WP: 1	PA: 39
PB: 0	
SB: 0	
CS: 0	

BOTTOM

Batter	1	2	3	4	5	6	7	8	9	AB	R	H	RBI	BB	SO	LOB
27 Chris Denorfia, R (1, 9) OBP: 0.429, SLG: 0.538	B B C C X 2-2 G6-3 ①	B B B C F F S 3-3 K ②		B F X 1-1 FC1-6 4 G4-6-3 ① 1-2f		B S F F F X 1-2 G6-3 ③	F C X 0-2 1-2 1B			5	0	1	0	0	1	2
4 Brandon Phillips, R (1, 4) OBP: 0.351, SLG: 0.430	C F F B F F F F S 1-3 K ②	B C B X 2-1 F8 ③		1 SAFE 1 SAFE C X 0-1 G4-6-3 ②③ 1-2f			F9 2-0 G4-3			5	0	0	0	0	1	4
Ken Griffey Jr., L (1, 8) OBP: 0.305, SLG: 0.534	C B B B B 4-1 2B 1B BB		B S F F F F X 1-2 G4-3 ①		B F S B S 2-3 K ①		C B S F B F F B X 3-2 HR	B X 1-0 G4-3 ①		4	2	1	1	1	1	0
Rich Aurilia, R (1, 3) OBP: 0.321, SLG: 0.491	C F F B X 1-2 1-3 1B 2B		X 0-0 G5-3 ②		C S B X 1-2 12 BB 1B		B B X 2-0 F7 ②	C B B C F F X 2-2 L9 ②		5	1	2	0	0	0	0
Adam Dunn, L (1, 7) OBP: 0.372, SLG: 0.550	B C B S F X 2-2 12 S 12 1B 2-H 3-H 1B		B C F T B X 2-2 2B		F S F S 0-3 K ②		B S B B B 4-1 12 1B 1B BB	F B X 1-1 F8 ③		4	2	2	2	1	1	1
12 Edwin Encarnación, R (1, 5) OBP: 0.368, SLG: 0.477	B X 1-0 1B 1-H 1B		S B X 1-1 G5-3 ③		F B B 1 SAFE B S B 4-2 1-2 BB		C S 1 SAFE D F 1 SAFE B B F 3-2 F X 1B 9 HR 1-2 1B			3	1	2	1	1	0	1
Jason LaRue, R (1, 2) OBP: 0.306, SLG: 0.317	X 0-0 1-2 1B			B F B F H 3-2 9 2B 22 1B HBP	B B X 2-0 G1-3 ③		F F B F B X 2-2 1-3 2-H 9 HR 1B			3	2	2	1	0	0	2
9 Juan Castro, R (1, 6) OBP: 0.273, SLG: 0.361	C X 0-1 G4-3 ③			C X 0-1 22 1B 1-3 2B		B C X 1-1 G4-3 ①	B B F B X 3-1 1-H 3-H HR			4	1	2	3	0	0	2
22 Eric Milton, L (1, 1) OBP: 0.200, SLG: 0.333 6 Ryan Freel, R (6, PH) OBP: 0.362, SLG: 0.438 25 David Weathers, R (7, 1) Javier Valentin, S (7, PH) OBP: 0.280, SLG: 0.327 56 Todd Coffey, R (8, 1) Jason Standridge, R (9, 1) Eddie Guardado, R (9, 1)		C C B S 1-3 K ①		F B X 1-1 27 FC1-6 2-3 3-H 1B		C X 0-1 G6-3 ②	X 0-0 27 1B 1B			2 1 0 1 0 0 0 0	0 0 0 0 0 0 0 0	1 0 0 1 0 0 0 0	1 0 0 0 0 0 0 0	0 0 0 0 0 0 0 0	1 0 0 0 0 0 0 0	0 0 0 0 0 0 0 0
Inning Stats	R: 3 H: 4 E: 0 LOB: 2 K: 1 BB: 1 S: 24 P: 35	R: 0 H: 0 E: 0 LOB: 0 K: 2 BB: 0 S: 9 P: 15	R: 0 H: 1 E: 0 LOB: 1 K: 0 BB: 0 S: 13 P: 17	R: 1 H: 2 E: 0 LOB: 1 K: 0 BB: 0 S: 10 P: 15	R: 0 H: 1 E: 0 LOB: 2 K: 2 BB: 1 S: 13 P: 22	R: 0 H: 0 E: 0 LOB: 0 K: 0 BB: 0 S: 9 P: 11	R: 5 H: 6 E: 0 LOB: 2 K: 0 BB: 1 S: 26 P: 45	R: 0 H: 0 E: 0 LOB: 0 K: 0 BB: 0 S: 8 P: 12		1B: 9 SF: 0 2B: 3 SAC: 0 3B: 0 DP: 1 HR: 2 HBP: 1						

PITCHER		IP	WLS	BF	H	R	ER	SO	BB	IBB	HBP	BLK	WP	HR	S	P	ERA	WHIP
26 Jeff Francis, L ERA: 4.15	(1, 1)	6.0	L	28	8	4	4	5	2	0	1	0	0	0	78	115	6.00	1.667
Scott Dohmann, R ERA: 6.38	(7, 1)	0.2		5	2	3	3	0	1	0	0	0	0	1	15	27	40.50	4.500
Ray King, L ERA: 4.74	(7, 1)	0.1		5	4	2	2	0	0	0	0	0	0	1	11	18	54.00	12.000
David Cortes, R ERA: 4.3	(8, 1)	1.0		3	0	0	0	0	0	0	0	0	0	0	8	12	0.00	0.000

PITCHER	IP	WLS	BF	H	R	ER	SO	BB	IBB	HBP	BLK	WP	HR	S	P	ERA	WHIP

Colorado Rockies @ Cincinnati Reds

Great American Ball Park, Cincinnati, OH

Thu Jul 13 2006, 7:10 PM EDT

Att. 20,660 - Partly Cloudy - 86 F

livebaseballscorecards.com

AB	37
R	9
H	14
RBI	9
BB	3
SO	5
LOB	12

WP: 0 PA: 41
PB: 0
SB: 1
CS: 0

Colorado Rockies @ Cincinnati Reds

Great American Ball Park, Cincinnati, OH

Fri Jul 14 2006, 7:10 PM EDT

Att. 22,498 - Cloudy - 76 F

TOP

livebaseballscorecards.com

Batter	1	2	3	4	5	6	7	8	9	AB	R	H	RBI	BB	SO	LOB
Jamey Carroll, R (1, 4) OBP: 0.397, SLG: 0.434	E5 12 SH2-4		F7			2B		2-1 12 1B 17 SF8 2B		4	1	2	0	0	0	0
12 Clint Barmes, R (1, 6) OBP: 0.249, SLG: 0.327	SH2-4 1-2			G5-3		L5		0-1 27 E 2-3 1B		3	0	1	0	0	0	1
17 Todd Helton, L (1, 3) OBP: 0.419, SLG: 0.496	P6			L9		L9		0-0 SF8 3-H		3	0	0	1	0	0	2
5 Matt Holliday, R (1, 7) OBP: 0.381, SLG: 0.576	P3			G5-3		K		F9		4	0	0	0	0	1	3
27 Garrett Atkins, R (1, 5) OBP: 0.383, SLG: 0.494		L8			11 BB 1B		SH5-4 2B	E6 1-2		4	0	2	0	0	0	1
11 Brad Hawpe, L (1, 9) OBP: 0.392, SLG: 0.554 Jose Mesa, R (8, 1)		K			FC6-4 1-2 BB		SH5-4 BB	K		2 0	0 0	0 0	0 0	2 0	2 0	2 0
JD Closser, S (1, 2) OBP: 0.299, SLG: 0.368 8 Yorvit Torrealba, R (9, PH) OBP: 0.298, SLG: 0.382	G3				K	SH5-4 1-2 2-3			F9	2 1	0 0	0 0	0 0	0 0	1 0	2 0
18 Cory Sullivan, L (1, 8) OBP: 0.314, SLG: 0.412 Luis Gonzalez, R (9, PH) OBP: 0.261, SLG: 0.374			F7		K	K			F9	3 1	0 0	0 0	0 0	0 0	2 0	4 0
Jason Jennings, L (1, 1) OBP: 0.243, SLG: 0.229 Jorge Piedra, L (7, PH) OBP: 0.175, SLG: 0.333 39 Tom Martin, L (7, 1) Choo Freeman, R (8, 9) OBP: 0.294, SLG: 0.333			K		FC6-4 1-2f		K		L9	2 1 0 1	0 0 0 0	0 0 0 0	0 0 0 0	1 1 0 0	2 2 0 0	2 2 0 0

Inning Stats									
	R: 0 E: 1 K: 0 S: 11	H: 0 LOB: 1 BB: 0 P: 13	R: 0 E: 0 K: 1 S: 7	H: 0 LOB: 0 BB: 0 P: 8	R: 0 E: 0 K: 1 S: 11	H: 0 LOB: 0 BB: 0 P: 16	R: 0 E: 0 K: 0 S: 6	H: 0 LOB: 0 BB: 0 P: 8	R: 0 E: 0 K: 2 S: 8	H: 1 LOB: 2 BB: 1 P: 18
	R: 0 E: 0 K: 1 S: 12	H: 1 LOB: 1 BB: 0 P: 18	R: 0 E: 0 K: 2 S: 14	H: 1 LOB: 2 BB: 1 P: 25	R: 1 E: 1 K: 1 S: 14	H: 2 LOB: 2 BB: 0 P: 20	R: 0 E: 0 K: 0 S: 10	H: 0 LOB: 0 BB: 0 P: 17	1B: 2 2B: 3 3B: 0 HR: 0	SF: 1 SAC: 2 DP: 0 HBP: 0

	AB	31
	R	1
	H	5
	RBI	1
	BB	2
	SO	8
	LOB	19

	WP: 0	PA: 36
	PB: 0	
	SB: 0	
	CS: 0	

PITCHER		IP	WLS	BF	H	R	ER	SO	BB	IBB	HBP	BLK	WP	HR	S	P	ERA	WHIP
39 Aaron Harang, R ERA: 3.51	(1, 1)	7.0	W	27	3	0	0	7	2	0	0	0	0	0	69	106	0.00	0.714
Gary Majewski, R ERA: 3.7	(8, 1)	0.2	H	5	2	1	1	0	0	0	0	0	0	0	11	17	13.50	3.000
Kent Mercker, L ERA: 4.81	(8, 1)	0.1	H	1	0	0	0	1	0	0	0	0	0	0	3	3	0.00	0.000
Eddie Guardado, L ERA: 4.91	(9, 1)	1.0	S	3	0	0	0	0	0	0	0	0	0	0	10	17	0.00	0.000

PITCHER		IP	WLS	BF	H	R	ER	SO	BB	IBB	HBP	BLK	WP	HR	S	P	ERA	WHIP

BOTTOM

Colorado Rockies @ Cincinnati Reds

Great American Ball Park, Cincinnati, OH

Fri Jul 14 2006, 7:10 PM EDT

Att. 22,498 - Cloudy - 76 F

livebaseballscorecards.com

Batter	1	2	3	4	5	6	7	8	9	AB	R	H	RBI	BB	SO	LOB
27 Chris Denorfia, R (1, 9) OBP: 0.389, SLG: 0.471	B X 1-0 G6-3 ①		B B B C F X 3-2 G6-3 ②		B B B C X 3-1 L4-3 1B		S C C 0-3 K			4	0	1	0	0	1	0
Adam Dunn, L (1, 7) OBP: 0.373, SLG: 0.559 Gary Majewski, R (8, 1) Kent Mercker, L (8, 1) Eddie Guardado, R (9, 1)	C S C X 0-2 HR		X 0-0 1B		B X 1-0 ① ② L4-3 1-1		C B B S S 2-3 ② K			4 0 0 0	1 0 0 0	2 0 0 0	1 0 0 0	0 0 0 0	1 0 0 0	1 0 0 0
Ken Griffey Jr., L (1, 8) OBP: 0.300, SLG: 0.526	X 0-0 ② G4-3		B B B C X 3-1 ③ L9		C F B B B S 3-3 K		C B F B B X 3-2 ③ G4-3			4	0	0	0	0	1	1
Rich Aurilia, R (1, 5) OBP: 0.328, SLG: 0.491	C B X 1-1 1B			B B B B 4-0 4 E 4 FC6 G6-3 BB		F B C B B B 4-2 1B 1B BB		C F B X 1-2 ① L4		2	2	1	0	2	0	0
Scott Hatteberg, L (1, 3) OBP: 0.405, SLG: 0.478	B C B B X 3-1 ③ G3			1 SAFE B C X 1-1 ① F8		X 0-0 ① F9		C B B X 2-1 ② G4-3		4	0	0	0	0	0	3
4 Brandon Phillips, R (1, 4) OBP: 0.350, SLG: 0.428		X 0-0 CS 1B		C B X 1-1 FC6 G6-3 1-3		X 0-0 ② F8		B X 1-0 ③ G6-3		4	0	1	0	0	0	2
Royce Clayton, R (1, 6) OBP: 0.315, SLG: 0.347		C F C 0-3 ① K		B X 1-0 ② G6-3 2-3 3-H		B F X 1-1 1B 1-2 1B				3	0	1	1	0	1	2
Jason LaRue, R (1, 2) OBP: 0.313, SLG: 0.320		1 SAFE S 1 SAFE C B B X 2-2 ② ③ L7 1-2		D C B F H 3-2 39 S HBP		C B S B D X 3-2 1-3 2-H 1B				2	0	1	1	0	0	1
39 Aaron Harang, R (1, 1) OBP: 0.200, SLG: 0.163 Dewayne Wise, L (8, 7)			C S S 0-3 ① K2-3	S S D X 1-2 ③ G6-3 1-2		S D C S 1-3 ③ K				3 0	0 0	0 0	0 0	0 0	2 0	4 0
Inning Stats	R: 1 E: 0 K: 0 S: 10 H: 2 LOB: 1 BB: 0 P: 15	R: 0 E: 0 K: 1 S: 7 H: 1 LOB: 0 BB: 0 P: 9	R: 0 E: 0 K: 1 S: 9 H: 1 LOB: 1 BB: 0 P: 15	R: 1 E: 1 K: 0 S: 10 H: 0 LOB: 2 BB: 1 P: 21	R: 0 E: 0 K: 1 S: 6 H: 1 LOB: 0 BB: 0 P: 13	R: 1 E: 0 K: 1 S: 12 H: 2 LOB: 2 BB: 1 P: 21	R: 0 E: 0 K: 2 S: 9 H: 0 LOB: 0 BB: 0 P: 14	R: 0 E: 0 K: 0 S: 6 H: 0 LOB: 0 BB: 0 P: 10		1B: 6 2B: 1 3B: 0 HR: 1 SF: 0 SAC: 0 DP: 1 HBP: 1						

	AB	30
	R	3
	H	7
	RBI	3
	BB	2
	SO	6
	LOB	14

WP: 0 PB: 0 SB: 1 CS: 1 PA: 33

PITCHER		IP	WLS	BF	H	R	ER	SO	BB	IBB	HBP	BLK	WP	HR	S	P	ERA	WHIP
Jason Jennings, R ERA: 3.64	(1, 1)	6.0	L	27	7	3	2	4	2	0	1	0	0	1	54	94	3.00	1.500
39 Tom Martin, L ERA: 4.08	(7, 1)	1.0		3	0	0	0	2	0	0	0	0	0	0	9	14	0.00	0.000
Jose Mesa, R ERA: 2.98	(8, 1)	1.0		3	0	0	0	0	0	0	0	0	0	0	6	10	0.00	0.000

PITCHER	IP	WLS	BF	H	R	ER	SO	BB	IBB	HBP	BLK	WP	HR	S	P	ERA	WHIP

Colorado Rockies @ Cincinnati Reds

Great American Ball Park, Cincinnati, OH

Sat Jul 15 2006, 6:10 PM EDT

Att. 35,395 - Partly Cloudy - 92 F

TOP

livebaseballscorecards.com

Batter	1	2	3	4	5	6	7	8	9	AB	R	H	RBI	BB	SO	LOB
Jamey Carroll, R (1, 4) OBP: 0.390, SLG: 0.426	K		G6-3		F8		L5		F7	5	0	0	0	0	1	1
18 Cory Sullivan, L (1, 8) OBP: 0.316, SLG: 0.412	17 1B 1B		1B		G3-1		L5		G6-3	5	0	2	0	0	0	1
17 Todd Helton, L (1, 3) OBP: 0.416, SLG: 0.491	1-2 1B		L8			G3		F7	G5-3	5	0	1	0	0	0	1
5 Matt Holliday, R (1, 7) OBP: 0.380, SLG: 0.573	K			K		G4-3		27 1B 2B 1B		4	1	1	0	0	2	2
27 Garrett Atkins, R (1, 5) OBP: 0.387, SLG: 0.500	F8			11 1B 1B		2B		1-2 2B 1B		4	1	3	0	0	0	2
11 Brad Hawpe, L (1, 9) OBP: 0.393, SLG: 0.552		L4		1-2 1B		IBB		K		3	0	1	0	1	1	2
8 Yorvit Torrealba, R (1, 2) OBP: 0.299, SLG: 0.380 Jorge Piedra, L (8, PH) OBP: 0.195, SLG: 0.375 Choo Freeman, R (8, PR) OBP: 0.294, SLG: 0.333 39 Tom Martin, L (8, 1) Jose Mesa, R (8, 1) 40 Brian Fuentes, L (9, 1)		6 L1-3 1B		K		P6		1-H 2-H 2B		3 1 0 0 0 0	0 0 0 0 0 0	1 1 0 0 0 0	0 2 0 0 0 0	0 0 0 0 0 0	1 0 0 0 0 0	4 0 0 0 0 0
6 Omar Quintanilla, L (1, 6) OBP: 0.243, SLG: 0.265 12 Clint Barmes, R (7, PH) OBP: 0.254, SLG: 0.329 (7, 6)	L1-3 1-1		G6-3				28 SH2-4 28 S 1B		IBB	2 1	0 0	0 1	0 0	0 1	0 0	3 0
28 Aaron Cook, R (1, 1) OBP: 0.108, SLG: 0.083 JD Closser, S (8, PH) OBP: 0.295, SLG: 0.362 (8, 2)			K		G6-3		SH2-4 1-3	K		2 1	0 0	0 0	0 0	0 0	1 1	0 2
Inning Stats	R: 0 H: 2 E: 0 LOB: 2 K: 2 BB: 0 S: 18 P: 27	R: 0 H: 1 E: 0 LOB: 0 K: 0 BB: 0 S: 5 P: 6	R: 0 H: 1 E: 0 LOB: 1 K: 1 BB: 0 S: 9 P: 13	R: 0 H: 2 E: 0 LOB: 2 K: 2 BB: 0 S: 16 P: 22	R: 0 H: 0 E: 0 LOB: 0 K: 0 BB: 0 S: 7 P: 8	R: 0 H: 1 E: 0 LOB: 2 K: 0 BB: 1 S: 9 P: 19	R: 0 H: 1 E: 0 LOB: 1 K: 0 BB: 0 S: 11 P: 15	R: 2 H: 3 E: 0 LOB: 2 K: 2 BB: 1 S: 21 P: 30	R: 0 H: 0 E: 0 LOB: 0 K: 0 BB: 0 S: 9 P: 13	1B: 9 SF: 0 2B: 3 SAC: 1 3B: 0 DP: 1 HR: 0 HBP: 0						

PITCHER		IP	WLS	BF	H	R	ER	SO	BB	IBB	HBP	BLK	WP	HR	S	P	ERA	WHIP	PITCHER		IP	WLS	BF	H	R	ER	SO	BB	IBB	HBP	BLK	WP	HR	S	P	ERA	WHIP
61 Bronson Arroyo, R ERA: 2.96	(1, 1)	7.0		29	8	0	0	5	0	1	0	0	0	0	75	110	0.00	1.143																			
Kent Mercker, L ERA: 4.74	(8, 1)	0.1	H	1	0	0	0	0	0	0	0	0	0	0	3	3	0.00	0.000																			
Gary Majewski, R ERA: 3.97	(8, 1)	0.2	B	6	3	2	2	2	0	1	0	0	0	0	18	27	27.00	4.500																			
45 Bill Bray, L ERA: 3.75	(9, 1)	1.0	W	3	0	0	0	0	0	0	0	0	0	0	9	13	0.00	0.000																			

AB	36
R	2
H	11
RBI	2
BB	2
SO	7
LOB	18

WP: 0	PA: 39		
PB: 0			
SB: 1			
CS: 0			

Batter	1	2	3	4	5	6	7	8	9	AB	R	H	RBI	BB	SO	LOB
27 Chris Denorfia, R (1, 9) OBP: 0.348, SLG: 0.409	B B B C F F X 3-2 G6-3 ①			B C F F B F B X 3-2 G6-3 ①		C B X 1-1 G6-3 ① P 1 SAFE 1 SAFE B C X 2-1 P5 ③ 1-2			B F C B X 2-2 1B 1-2 2-H 3-H	5	0	1	2	0	0	1
Adam Dunn, L (1, 7) OBP: 0.372, SLG: 0.555	B F F B B F S 3-3 K ②			F B X 1-1 1B		X 0-0 G4-3 ②		F X 0-1 F9 ① H 1-0 G1-6-3 HBP		4	0	1	0	0	1	0
Ken Griffey Jr., L (1, 8) OBP: 0.307, SLG: 0.526	X 0-0 G3-1 ③			X 0-0 G6-4-3 1-2 1B		T B F B B F B 4-2 1B 2B BB				2	1	1	0	1	0	0
Rich Aurilia, R (1, 5) OBP: 0.327, SLG: 0.487		B B X 2-0 G4-3 ①		X 0-0 G6-4-3 ②③ 1-2f		B X 1-0 2B 1-2 1B		C X 0-1 G1-6-3 ②③ 1-2f		4	0	1	0	0	0	3
Scott Hatteberg, L (1, 3) OBP: 0.407, SLG: 0.482		C X 0-1 L6 ②			B C F B X 2-2 4 G6-3 1B	B X 1-0 1-3 2B 2-H			C C S 0-3 K ①	4	0	2	1	0	1	0
4 Brandon Phillips, R (1, 4) OBP: 0.349, SLG: 0.423		B B F F B X 3-2 G6-3 ③			X 0-0 G6-3 ① 1-2	D X 1-0 G6-3 ③			B S C B B F B 4-2 12 HBP 27 1B S BB	3	1	0	0	1	0	3
Royce Clayton, R (1, 6) OBP: 0.315, SLG: 0.346			C X 0-1 CS 1B		C X 0-1 F8 ②		F F S 0-3 K ①		C B F S 1-3 K ② 1-2	4	0	1	0	0	2	2
Jason LaRue, R (1, 2) OBP: 0.318, SLG: 0.315 Dewayne Wise, L (9, PR)			C S S 0-3 K ①② 1-2		I I I I 4-0 61 FC6-4 IBB		B X 1-0 G5-3 ②		C B F H 2-2 12 HBP 27 1B HBP	2 0	0 1	0 0	0 0	1 0	1 0	1 0
61 Bronson Arroyo, R (1, 1) OBP: 0.200, SLG: 0.298 6 Ryan Freel, R (7, PH) OBP: 0.384, SLG: 0.438 Kent Mercker, L (8, 1) Gary Majewski, R (8, 1) 45 Bill Bray, L (9, 1) 12 Edwin Encarnación, R (9, PH) OBP: 0.371, SLG: 0.477			X 0-0 G6-3 ③		L D B B F X 2-2 FC6-4 ③ 1-2f		C B B B B 4-1 27 S BB		C D C H 2-2 27 1B HBP 1-2 2-3	2 0 0 0 0 0	0 0 0 0 0 0	0 0 0 0 0 0	0 0 0 0 0 0	0 1 0 0 0 0	0 0 0 0 0 0	2 0 0 0 0 0
Inning Stats	R: 0 E: 0 K: 1 S: 9 H: 0 LOB: 0 BB: 0 P: 15	R: 0 E: 0 K: 0 S: 6 H: 0 LOB: 0 BB: 0 P: 11	R: 0 E: 0 K: 1 S: 6 H: 1 LOB: 0 BB: 0 P: 6	R: 0 E: 0 K: 0 S: 9 H: 2 LOB: 1 BB: 0 P: 13	R: 0 E: 0 K: 0 S: 9 H: 1 LOB: 2 BB: 1 P: 17	R: 1 E: 0 K: 0 S: 9 H: 2 LOB: 2 BB: 1 P: 17	R: 0 E: 0 K: 1 S: 8 H: 0 LOB: 1 BB: 1 P: 14	R: 0 E: 0 K: 0 S: 4 H: 0 LOB: 0 BB: 0 P: 5	R: 2 E: 0 K: 2 S: 16 H: 1 LOB: 2 BB: 1 P: 27	1B: 6 2B: 1 3B: 0 HR: 0		SF: 0 SAC: 0 DP: 2 HBP: 3			WP: 0 PB: 0 SB: 2 CS: 1		PA: 37

PITCHER		IP	WLS	BF	H	R	ER	SO	BB	IBB	HBP	BLK	WP	HR	S	P	ERA	WHIP
28 Aaron Cook, R ERA: 3.59	(1, 1)	7.0		28	6	1	1	3	2	1	0	0	0	0	56	93	1.29	1.143
39 Tom Martin, L ERA: 4.04	(8, 1)	0.1	H	2	0	0	0	0	0	0	1	0	0	0	2	3	0.00	0.000
Jose Mesa, R ERA: 2.93	(8, 1)	0.2	H	1	0	0	0	0	0	0	0	0	0	0	2	2	0.00	0.000
40 Brian Fuentes, L ERA: 4.33	(9, 1)	0.2	L	6	1	2	2	2	1	0	2	0	0	0	16	27	27.00	3.000

PITCHER	IP	WLS	BF	H	R	ER	SO	BB	IBB	HBP	BLK	WP	HR	S	P	ERA	WHIP

BOTTOM

Colorado Rockies @ Cincinnati Reds

Great American Ball Park, Cincinnati, OH

Sat Jul 15 2006, 6:10 PM EDT

Att. 35,395 - Partly Cloudy - 92 F

livebaseballscorecards.com

AB	30
R	3
H	7
RBI	3
BB	4
SO	5
LOB	12

Batter	1	2	3	4	5	6	7	8	9	AB	R	H	RBI	BB	SO	LOB
Jamey Carroll, R (1, 4) OBP: 0.393, SLG: 0.431	BBBCB 4-1 17 2B BB	BCBCX 2-2 ③ 2-H 1B			CX 0-1 ② G6-3		CBBFBX 3-2 2B		CCBBBX 3-2 ② L8	4	1	2	0	1	0	0
12 Clint Barmes, R (1, 6) OBP: 0.256, SLG: 0.340	CX 0-1 ① B3		CFX 0-2 ① P6		FFX 0-2 1B		SSFBFX 1-2 ② G5-3		CFFX 0-2 HR	5	1	2	1	0	0	2
17 Todd Helton, L (1, 3) OBP: 0.416, SLG: 0.491	B 1 SAFE 1 SAFE X 1-H 1-0 2B		CBX 1-1 ② G3-1		B 1 FBX SAFE 2-1 ③ L5		IIII 4-0 IBB		BCX 1-1 ③ G4-3	4	0	1	1	1	0	1
27 Garrett Atkins, R (1, 5) OBP: 0.385, SLG: 0.495	H 1-0 HBP		BBBFX 3-1 ③ F8			CFFBFX 1-2 ① G5-3	BBX 2-0 ③ F8			3	0	0	0	0	0	2
11 Brad Hawpe, L (1, 9) OBP: 0.394, SLG: 0.551	X 0-0 ② P6			CSBS 1-3 ① K2-3		BX 1-0 1B 8 E 1B		FBBCBFX 3-2 FC3-6 1B		4	1	2	0	0	1	2
Jorge Piedra, L (1, 7) OBP: 0.227, SLG: 0.465 Choo Freeman, R (7, 7) OBP: 0.291, SLG: 0.330	CBSFFX 1-2 ③ G3-1			BFBCX 2-2 HR		BFX 1-1 18 G5-3 8 E 1-3 1B		1 SAFE 1 BFLFX 1-2 ① FC3-6 8 G5-3 1-2f		3 1	1 0	2 0	1 0	0 0	0 0	2 1
8 Yorvit Torrealba, R (1, 2) OBP: 0.286, SLG: 0.361		CBCC 1-3 ① K		CBCBFBFSS 3-3 ② K		CSFX 0-2 E4 1-2 3-H		CX 0-1 ② G5-3 1-2		4	0	0	1	0	2	2
18 Cory Sullivan, L (1, 8) OBP: 0.315, SLG: 0.410		FFBX 1-2 37 SH1-4 1B 1B		SBFX 1-2 ③ G5-3		BSX 1-1 ② ③ G5-3 2-3f		SFT 0-2 ③ K		4	0	1	0	0	1	3
37 Josh Fogg, R (1, 1) OBP: 0.147, SLG: 0.033 39 Tom Martin, L (8, 1) Jose Mesa, R (8, 1) Luis Gonzalez, R (9, PH) OBP: 0.259, SLG: 0.370		BBL 1 SAFE LX 2-2 ② SH1-4 1-2			CSFBBC 2-3 ① K		CBFL 1-3 ① K		CBFS 1-3 ① K	2 0 0 1	0 0 0 0	0 0 0 0	0 0 0 0	0 0 0 0	2 0 0 0	0 0 0 0
Inning Stats	R: 1 E: 0 K: 0 S: 10 H: 1 LOB: 2 BB: 1 P: 17	R: 0 E: 0 K: 1 S: 12 H: 2 LOB: 2 BB: 0 P: 18	R: 0 E: 0 K: 0 S: 7 H: 0 LOB: 0 BB: 0 P: 11	R: 1 E: 0 K: 2 S: 14 H: 1 LOB: 0 BB: 0 P: 21	R: 0 E: 0 K: 1 S: 11 H: 1 LOB: 1 BB: 0 P: 15	R: 1 E: 1 K: 0 S: 14 H: 2 LOB: 1 BB: 0 P: 18	R: 0 E: 0 K: 1 S: 12 H: 1 LOB: 2 BB: 1 P: 23	R: 0 E: 0 K: 1 S: 12 H: 1 LOB: 1 BB: 0 P: 16	R: 1 E: 0 K: 1 S: 12 H: 1 LOB: 0 BB: 0 P: 17	1B: 6 2B: 2 3B: 0 HR: 2	SF: 0 SAC: 1 DP: 1 HBP: 1					

TOP

Colorado Rockies @ Cincinnati Reds

Great American Ball Park, Cincinnati, OH

Sun Jul 16 2006, 1:15 PM EDT
Att. 27,042 - Partly Cloudy - 91 F

livebaseballscorecards.com

AB	35
R	4
H	10
RBI	4
BB	2
SO	7
LOB	15

PITCHER		IP	WLS	BF	H	R	ER	SO	BB	IBB	HBP	BLK	WP	HR	S	P	ERA	WHIP
54 Elizardo Ramirez, R ERA: 4.16	(1, 1)	6.0		26	7	3	3	4	1	0	1	0	0	1	68	100	4.50	1.333
25 David Weathers, R ERA: 4.85	(7, 1)	1.0		5	1	0	0	1	0	1	0	0	0	0	12	23	0.00	1.000
56 Todd Coffey, R ERA: 3.38	(8, 1)	1.0	W	4	1	0	0	1	0	0	0	0	0	0	12	16	0.00	1.000
Eddie Guardado, L ERA: 5.06	(9, 1)	1.0	S	4	1	1	1	1	0	0	0	0	0	1	12	17	9.00	1.000

PITCHER	IP	WLS	BF	H	R	ER	SO	BB	IBB	HBP	BLK	WP	HR	S	P	ERA	WHIP

WP: 0 PB: 0 SB: 0 CS: 0 PA: 39

Colorado Rockies @ Cincinnati Reds

Great American Ball Park, Cincinnati, OH

Sun Jul 16 2006, 1:15 PM EDT
Att. 27,042 - Partly Cloudy - 91 F

livebaseballscorecards.com

BOTTOM

Batter	1	2	3	4	5	6	7	8	9	AB	R	H	RBI	BB	SO	LOB
Dewayne Wise, L (1, 9)	C X 0-1 G4-3 ①		C B X 1-1 F7 ②		C F X 0-2 G6-3 ②		B S B S S 2-3 K ③	F X 0-1 G4-3 ③		5	0	0	0	0	1	1
Adam Dunn, L (1, 7) OBP: 0.376, SLG: 0.565	B B C F S 2-3 K ②		X 0-0 1B		F S B B B B 4-2 BB			X 0-0 HR		3	1	2	1	1	1	0
Ken Griffey Jr., L (1, 8) OBP: 0.306, SLG: 0.521	C F B C 1-3 K ③		B B F 1 SAFE F F 1 SAFE S 2-3 K ③		F X 0-1 G1-3 ③			B B C B X 3-1 SH1-3 12 1B 1B 1B		4	1	1	0	0	2	2
12 Edwin Encarnación, R (1, 5) OBP: 0.377, SLG: 0.480		H 1-0 1B HBP		B B X 2-0 1B 4 SF9 1B		F B B X 2-1 G5-3 ①		B X 1-0 SH1-3 1-2 1B 1B		3	2	2	0	0	0	0
Scott Hatteberg, L (1, 3) OBP: 0.409, SLG: 0.484		X 0-0 1-2 1B		C B B X 2-1 L9 ①		C B C F B B F X 3-2 1B		X 0-0 SH1-3 ① 1-2 2-3		3	0	2	0	0	0	1
Javier Valentin, S (1, 2) OBP: 0.287, SLG: 0.328		X 0-0 F8 ①		B B T 1 SAFE F B X 3-2 1-3 1B		F B X 1-1 F9 ②		I I I 4-0 1B E IBB		3	1	1	0	1	0	3
4 Brandon Phillips, R (1, 4) OBP: 0.345, SLG: 0.419		B F F C 1-3 K ②		B B B C C X 3-2 SF9 ② 3-H		C B B B X 3-1 F8 ③		D B C X 2-1 L9 ②		3	0	0	1	0	1	6
9 Juan Castro, R (1, 6) OBP: 0.269, SLG: 0.356 Rich Aurilia, R (8, PH) OBP: 0.329, SLG: 0.489 Eddie Guardado, R (9, 1)		X 0-0 G3 ③		X 0-0 L5 ③			C F F B X 1-2 F7 ①	B X 1-0 E 1-2 2-H 3-H 1B		3 1 0	0 1 0	0 1 0	0 2 0	0 0 0	0 0 0	3 0 0
54 Elizardo Ramirez, S (1, 1) OBP: 0.136, SLG: 0.136 25 David Weathers, R (7, 1) 6 Ryan Freel, R (7, PH) OBP: 0.382, SLG: 0.436 56 Todd Coffey, R (8, 1) Royce Clayton, R (8, PH) OBP: 0.317, SLG: 0.351 (9, 6)			C C B F X 1-2 G4-3 ①		B C B X 2-1 L9 ①		C F B B X 2-2 F7 ②	B X 1-0 E5 1-H 2-H 2B		2 0 1 0 1	0 0 0 0 0	0 0 0 0 0	0 0 0 0 0	0 0 0 0 0	0 0 0 0 0	0 0 0 0 0
Inning Stats	R: 0 E: 0 K: 2 S: 8 H: 0 LOB: 0 BB: 0 P: 11	R: 0 E: 0 K: 1 S: 6 H: 1 LOB: 2 BB: 0 P: 8	R: 0 E: 0 K: 1 S: 11 H: 1 LOB: 1 BB: 0 P: 15	R: 1 E: 0 K: 0 S: 10 H: 2 LOB: 1 BB: 0 P: 20	R: 0 E: 0 K: 0 S: 9 H: 0 LOB: 1 BB: 1 P: 15	R: 0 E: 0 K: 0 S: 11 H: 1 LOB: 1 BB: 0 P: 20	R: 0 E: 0 K: 1 S: 10 H: 0 LOB: 0 BB: 0 P: 15	R: 5 E: 1 K: 0 S: 11 H: 5 LOB: 1 BB: 1 P: 23		1B: 8 2B: 1 3B: 0 HR: 1	SF: 1 SAC: 1 DP: 0 HBP: 1					

AB	32
R	6
H	10
RBI	6
BB	2
SO	5
LOB	16

WP: 0 PB: 0 SB: 0 CS: 0 PA: 37

PITCHER		IP	WLS	BF	H	R	ER	SO	BB	IBB	HBP	BLK	WP	HR	S	P	ERA	WHIP
37 Josh Fogg, R (1, 1) ERA: 4.23		7.0		28	5	1	1	5	1	0	1	0	0	0	65	104	1.29	0.857
39 Tom Martin, L (8, 1) ERA: 4.54		0.0		2	2	2	2	0	0	0	0	0	0	1	3	6	∞	∞
Jose Mesa, R (8, 1) ERA: 3.48		1.0	L	7	3	3	3	0	0	1	0	0	0	0	8	17	27.00	3.000

PITCHER	IP	WLS	BF	H	R	ER	SO	BB	IBB	HBP	BLK	WP	HR	S	P	ERA	WHIP

New York Mets @ Cincinnati Reds

Great American Ball Park, Cincinnati, OH

Tue Jul 18 2006, 7:10 PM EDT

Att. 27,138 - Overcast - 73 F

TOP

livebaseballscorecards.com

Batter	1	2	3	4	5	6	7	8	9	AB	R	H	RBI	BB	SO	LOB
7 José Reyes, S (1, 6) OBP: 0.355, SLG: 0.476	C F F B F F X 1-2 ① P5		C X 0-1 ③ F8			B B F B B 4-1 16 2B BB	F D F X 1-2 ② G2-3		X 0-0 ① FC6-4 16 G4-3 15 2B 1-2f	4	2	0	0	1	0	3
16 Paul Lo Duca, R (1, 2) OBP: 0.341, SLG: 0.405	B C B S F F X 2-2 ② F7		B C B X 2-1 ① F7			X 0-0 1-H 2B	B B B D 4-0 15 HR BB		C B X 1-1 ② G4-3 1-2	4	1	1	1	1	0	1
15 Carlos Beltrán, S (1, 8) OBP: 0.388, SLG: 0.615	B B C X 2-1 ③ P4		B B C F B F F B 4-2 BB			C X 0-1 ① G6-3	S X 0-1 1-H 2-H 3-H HR		C B B D X 3-1 2-H 2B	4	1	2	5	1	0	1
21 Carlos Delgado, L (1, 3) OBP: 0.338, SLG: 0.498		C S B S 1-3 ① K	C X 0-1 ② F8			C B B S S 2-3 ② K	C X 0-1 ③ F8		S B X 1-1 ③ G4-3	5	0	0	0	0	2	3
5 David Wright, R (1, 5) OBP: 0.390, SLG: 0.578		C B B T F B X 3-2 ② F8	B B X 2-0 ③ F9			I B I I 4-0 IBB		C B B F B F B 4-2 G6-3 BB		2	0	0	0	2	0	1
Cliff Floyd, L (1, 7) OBP: 0.347, SLG: 0.439		B C X 1-1 ③ G3-1			X 0-0 ① F8	X 0-0 ③ F9		C S C 0-3 ① K		4	0	0	0	0	1	3
Xavier Nady, R (1, 9) OBP: 0.326, SLG: 0.485 50 Duaner Sanchez, R (8, 1) 13 Billy Wagner, L (9, 1)			B X 1-0 HR		B B X 2-0 ② G5-3		C S X 0-2 SH5-4 22 1B 15 HR 1B	B S X 1-1 ② G6-3 1-2		4 2 2 1 0 0 1 0 0 0 0 0 0 0 0 0 0 0 0 0 0						
22 Jose Valentin, S (1, 4) OBP: 0.329, SLG: 0.542			X 0-0 ① P4		C B B B X 3-1 HR		1 SAFE X 0-0 1-2 SH5-4 15 HR 1B	C B F B S 2-3 ③ K		4	2	2	1	0	1	1
34 Mike Pelfrey, R (1, 1) Eli Marrero, R (7, PH) OBP: 0.343, SLG: 0.471 Chad Bradford, R (7, 1) 25 Pedro Feliciano, L (7, 1) 10 Endy Chavez, L (8, 9) OBP: 0.325, SLG: 0.412			B C S X 1-2 ② G1-3		C F B S 1-3 ③ K		C X 0-1 ① SH5-4 1-2 2-3		C X 0-1 7 FC6-4 1B	2 0 0 0 0 1 0 0 0 0 0 0 0 0 0 0 0 0 0 0 0 0 0 0 0 0 0 0 1 0 1 0 0 0 0						
Inning Stats	R: 0 E: 0 K: 0 S: 13 H: 0 LOB: 0 BB: 0 P: 18	R: 0 E: 0 K: 1 S: 9 H: 0 LOB: 0 BB: 0 P: 14	R: 1 E: 0 K: 0 S: 7 H: 1 LOB: 0 BB: 0 P: 9	R: 0 E: 0 K: 0 S: 9 H: 0 LOB: 1 BB: 1 P: 17	R: 1 E: 0 K: 1 S: 7 H: 1 LOB: 0 BB: 0 P: 13	R: 1 E: 0 K: 1 S: 8 H: 1 LOB: 2 BB: 2 P: 18	R: 4 E: 0 K: 0 S: 13 H: 3 LOB: 0 BB: 1 P: 18	R: 0 E: 0 K: 2 S: 11 H: 0 LOB: 1 BB: 1 P: 18	R: 1 E: 0 K: 0 S: 9 H: 2 LOB: 1 BB: 0 P: 14	1B: 3 2B: 2 3B: 0 HR: 3 SF: 0 SAC: 1 DP: 0 HBP: 0						

AB	34
R	8
H	8
RBI	8
BB	5
SO	5
LOB	14

WP: 0 PB: 0 SB: 0 CS: 0 PA: 40

PITCHER		IP	WLS	BF	H	R	ER	SO	BB	IBB	HBP	BLK	WP	HR	S	P	ERA	WHIP
22 Eric Milton, L ERA: 5.48	(1, 1)	7.0	L	31	6	7	7	3	3	1	0	0	0	3	66	107	9.00	1.286
Jason Standridge, R ERA: 7.04	(8, 1)	1.0		4	0	0	0	2	1	0	0	0	0	0	11	18	0.00	1.000
45 Bill Bray, L ERA: 3.96	(9, 1)	1.0		5	2	1	1	0	0	0	0	0	0	0	9	14	9.00	2.000

PITCHER	IP	WLS	BF	H	R	ER	SO	BB	IBB	HBP	BLK	WP	HR	S	P	ERA	WHIP

New York Mets @ Cincinnati Reds

Great American Ball Park, Cincinnati, OH

Tue Jul 18 2006, 7:10 PM EDT

Att. 27,138 - Overcast - 73 F

BOTTOM

Batter	1	2	3	4	5	6	7	8	9	AB	R	H	RBI	BB	SO	LOB
27 Chris Denorfia, R (1, 9) OBP: 0.357, SLG: 0.385	C B B B S X 3-2 G4-3 ①		C S C 0-3 K ①		B X 1-0 1-2 1B		S C X 0-2 G1-3 ② 1-2		C S B B B B 4-2 BB	4	0	1	0	1	1	1
Adam Dunn, L (1, 7) OBP: 0.378, SLG: 0.564	B C B B S X 3-2 G6-3 1B		B B B C B 4-1 G6-5-3 BB		C B B B F S 3-3 K ③		C X 0-1 2-H 1B		C C B T 1-2 K ②	4	0	2	1	1	2	3
Ken Griffey Jr., L (1, 8) OBP: 0.301, SLG: 0.511	X 0-0 G6-3 ② ③ 1-2f		B C B F X 2-2 G6-5-3 ② ③ 1-2f			X 0-0 F8 ①	B L C B S 2-3 K ③		B B X 2-0 F8 ③	5	0	0	0	0	1	4
Rich Aurilia, R (1, 5) OBP: 0.336, SLG: 0.498		C B B F X 2-2 G6-4-3 1B		C B X 1-1 G6-3 ①		B B C X 2-1 1B WP 4 G4-3 1B		B C B X 2-1 2B		4	1	3	0	0	0	0
Scott Hatteberg, L (1, 3) OBP: 0.407, SLG: 0.481		C X 0-1 G6-4-3 ① ② 1-2f		B X 1-0 G3 ②		C B B B F X 3-2 4 G4-3 1-3 1B		B B C B X 3-1 F7 ①		4	1	1	0	0	0	2
4 Brandon Phillips, R (1, 4) OBP: 0.340, SLG: 0.413		C F B X 1-2 E6 1B		C C B X 1-2 G4-3 ③		D C B B F X 3-2 G4-3 ② 1-2 3-H		B S S S 1-3 K ②		4	0	0	1	0	1	2
Royce Clayton, R (1, 6) OBP: 0.322, SLG: 0.354	1 SAFE B L 1 SAFE 1 SAFE B X	2-1 S 1-3 1B			B X 1-0 G5-3 ①	B B F X 2-1 2-H 1B ③		B F F F B F B B 4-2 BB		3	0	2	1	1	0	0
Jason LaRue, R (1, 2) OBP: 0.323, SLG: 0.310		C B 1 SAFE D B B 4-1 1-2 BB			F B C B B B 4-2 27 1B BB		B B X 2-0 G5-3 ①	X 0-0 G3-4-3 ③		2	0	0	0	2	0	2
22 Eric Milton, L (1, 1) OBP: 0.188, SLG: 0.313 Dewayne Wise, L (7, PH) OBP: 0.100, SLG: 0.100 Jason Standridge, R (8, 1) 45 Bill Bray, L (9, 1) 6 Ryan Freel, R (9, PH) OBP: 0.381, SLG: 0.434		C X 0-1 L7 ③			M L B S 1-3 K ②		C B S B F X 2-2 27 G1-3 1B 1B		C B S B F B X 3-2 G6-3 ①	2 1 0 0 1	0 1 0 0 0	0 1 0 0 0	0 0 0 0 0	0 0 0 0 0	1 0 0 0 0	4 0 0 0 0
Inning Stats	R: 0 E: 0 K: 0 S: 7 H: 1 LOB: 0 BB: 0 P: 13	R: 0 E: 1 K: 0 S: 13 H: 2 LOB: 3 BB: 1 P: 22	R: 0 E: 0 K: 1 S: 7 H: 0 LOB: 0 BB: 1 P: 13	R: 0 E: 0 K: 0 S: 6 H: 0 LOB: 0 BB: 0 P: 9	R: 0 E: 0 K: 2 S: 10 H: 1 LOB: 2 BB: 1 P: 20	R: 2 E: 0 K: 0 S: 11 H: 3 LOB: 1 BB: 0 P: 21	R: 1 E: 0 K: 1 S: 13 H: 2 LOB: 1 BB: 0 P: 19	R: 0 E: 0 K: 1 S: 12 H: 1 LOB: 2 BB: 1 P: 22	R: 0 E: 0 K: 1 S: 9 H: 0 LOB: 1 BB: 1 P: 19	1B: 9 2B: 1 3B: 0 HR: 0	SF: 0 SAC: 0 DP: 3 HBP: 0						

livebaseballscorecards.com

AB	34
R	3
H	10
RBI	3
BB	5
SO	6
LOB	18

WP: 1 PB: 0 SB: 1 CS: 0 PA: 39

PITCHER		IP	WLS	BF	H	R	ER	SO	BB	IBB	HBP	BLK	WP	HR	S	P	ERA	WHIP
34 Mike Pelfrey, R ERA: 3.27	(1, 1)	6.0	W	25	7	2	2	3	3	0	0	0	1	0	54	98	3.00	1.667
Chad Bradford, R ERA: 3.79	(7, 1)	0.2		3	1	1	0	0	0	0	0	0	0	0	8	12	0.00	1.500
25 Pedro Feliciano, L ERA: 2.19	(7, 1)	0.2		4	2	0	0	1	0	0	0	0	0	0	9	16	0.00	3.000
50 Duaner Sanchez, R ERA: 2.32	(8, 1)	0.2		3	0	0	0	1	1	0	0	0	0	0	8	13	0.00	1.500
13 Billy Wagner, L ERA: 2.53	(9, 1)	1.0		4	0	0	0	1	1	0	0	0	0	0	9	19	0.00	1.000

PITCHER	IP	WLS	BF	H	R	ER	SO	BB	IBB	HBP	BLK	WP	HR	S	P	ERA	WHIP

Batter	1	2	3	4	5	6	7	8	9	AB	R	H	RBI	BB	SO	LOB
7 José Reyes, S (1, 6) OBP: 0.356, SLG: 0.475	B1	15 F9 · 16 S · 2-H 3-H · 1B		1B			L9		F9	5	0	2	2	0	0	0
16 Paul Lo Duca, R (1, 2) OBP: 0.342, SLG: 0.403	15 2B · 5 1B · 1B	1-2 · BB			F8		L4		G5-3	4	1	1	0	1	0	0
15 Carlos Beltrán, S (1, 8) OBP: 0.386, SLG: 0.613	5 1B · 1-3 · 2B	F9 · 2-3			G3		G5-3			4	1	1	0	0	0	2
21 Carlos Delgado, L (1, 3) OBP: 0.337, SLG: 0.498	K	K			G4-3			2B		4	0	1	0	0	2	4
5 David Wright, R (1, 5) OBP: 0.391, SLG: 0.576	2-H 3-H · 1B		G5-3			G3-6-4 · BB		K		3	0	1	2	1	1	1
Cliff Floyd, L (1, 7) OBP: 0.346, SLG: 0.434	P4		G3			G3-6-4 · 1-2f		BB		3	0	0	0	1	0	2
22 Jose Valentin, S (1, 4) OBP: 0.332, SLG: 0.537		SH3-4 · 7 1B · HBP · BB	G4-3			BB		K		2	1	0	0	2	1	2
Xavier Nady, R (1, 9) OBP: 0.328, SLG: 0.481		1-2 · SH3-4 · 7 1B · HBP		F8		10 FC6-4 · 1-2 · BB		F8		2	1	0	0	1	0	2
Steve Trachsel, R (1, 1) OBP: 0.212, SLG: 0.267		SH3-4 · 1-2 · 2-3		G4-3		FC6-4 · 1-2f			K	1	0	0	0	0	0	0
Darren Oliver, R (4, 1) OBP: 0.250, SLG: 0.273										0	0	0	0	0	0	0
10 Endy Chavez, L (6, PH) OBP: 0.323, SLG: 0.410										1	0	0	0	0	0	2
Aaron Heilman, R (6, 1)										0	0	0	0	0	0	0
50 Duaner Sanchez, R (8, 1)										0	0	0	0	0	0	0
Julio Franco, R (9, PH) OBP: 0.323, SLG: 0.391										1	0	0	0	0	1	0
Inning Stats	R: 2 E: 0 K: 1 S: 13 H: 3 LOB: 1 BB: 0 P: 22	R: 2 E: 0 K: 1 S: 15 H: 1 LOB: 2 BB: 2 P: 29	R: 0 E: 0 K: 0 S: 5 H: 0 LOB: 0 BB: 0 P: 6	R: 0 E: 0 K: 0 S: 6 H: 1 LOB: 1 BB: 0 P: 7	R: 0 E: 0 K: 0 S: 5 H: 0 LOB: 0 BB: 0 P: 8	R: 0 E: 0 K: 0 S: 8 H: 0 LOB: 2 BB: 3 P: 20	R: 0 E: 0 K: 0 S: 5 H: 0 LOB: 0 BB: 0 P: 9	R: 0 E: 0 K: 2 S: 13 H: 1 LOB: 2 BB: 1 P: 23	R: 0 E: 0 K: 1 S: 7 H: 0 LOB: 0 BB: 0 P: 9	1B: 4 2B: 2 3B: 0 HR: 0	SF: 0 SAC: 1 DP: 1 HBP: 1					

PITCHER	IP	WLS	BF	H	R	ER	SO	BB	IBB	HBP	BLK	WP	HR	S	P	ERA	WHIP
39 Aaron Harang, R (1, 1) ERA: 3.72	2.0		13	4	4	4	2	2	0	1	0	0	0	28	51	18.00	3.000
Jason Standridge, R (3, 1) ERA: 5.59	2.0		6	1	0	0	0	0	0	0	0	0	0	11	13	0.00	0.500
25 David Weathers, R (5, 1) ERA: 4.63	2.0		8	0	0	0	0	3	0	0	0	0	0	13	28	0.00	1.500
Kent Mercker, L (7, 1) ERA: 4.56	1.0		3	0	0	0	0	0	0	0	0	0	0	5	9	0.00	0.000
45 Bill Bray, L (8, 1) ERA: 3.86	0.2		4	1	0	0	2	1	0	0	0	0	0	8	15	0.00	3.000

PITCHER	IP	WLS	BF	H	R	ER	SO	BB	IBB	HBP	BLK	WP	HR	S	P	ERA	WHIP
56 Todd Coffey, R (8, 1) ERA: 3.35	0.1	W	1	0	0	0	0	0	0	0	0	0	0	5	8	0.00	0.000
Eddie Guardado, L (9, 1) ERA: 4.88	1.0	S	3	0	0	0	1	0	0	0	0	0	0	7	9	0.00	0.000

TOP

New York Mets @ Cincinnati Reds

Great American Ball Park, Cincinnati, OH

Wed Jul 19 2006, 7:10 PM EDT

Att. 26,300 - Overcast - 91 F

livebaseballscorecards.com

AB	30
R	4
H	6
RBI	4
BB	6
SO	5
LOB	15

WP	0
PB	0
SB	1
CS	0
PA	38

BOTTOM

Batter	1	2	3	4	5	6	7	8	9	AB	R	H	RBI	BB	SO	LOB
6 Ryan Freel, R (1, 9) OBP: 0.381, SLG: 0.431	C C B F X 1-2 F8 1B		C B C X 1-2 L7 ①	B B B B 4-0 BB		F B S B S 2-3 K ③		C F C 0-3 K ②		4	0	1	0	1	2	1
Adam Dunn, L (1, 7) OBP: 0.379, SLG: 0.559 Eddie Guardado, R (9, 1)	S 1 SAFE F B X 1-2 F8 ① ② 1-2		B S B B B B 4-1 FC6-4 BB	C B B C F F X 2-2 P5 ②			F F B B F B B 4-2 G4-5-3 BB	X 0-0 G4-3 ③		3 0	0 0	0 0	0 0	2 0	0 0	4 0
Ken Griffey Jr., L (1, 8) OBP: 0.297, SLG: 0.504	B B X 2-0 G6-3 ③		S X 0-1 F7 ②	B B C F X 2-2 L9 ③			B X 1-0 G4-5-3 ① ② 1-2f			4	0	0	0	0	0	4
Rich Aurilia, R (1, 5) OBP: 0.335, SLG: 0.506		C C B F C 1-3 K ①	X 0-0 FC6-4 ③ 1-2f		B X 1-0 HR		B B S F X 2-2 L4 ③			4	1	1	1	0	1	1
Scott Hatteberg, L (1, 3) OBP: 0.412, SLG: 0.489		C B F X 1-2 4 FC6-4 1B		C B F B X 2-2 4 1B 2B	B F C F X 1-2 G3 ①			B F X 1-1 FC6 4 G3 2B 1B		4	2	3	0	0	0	0
4 Brandon Phillips, R (1, 4) OBP: 0.339, SLG: 0.411	C X 0-1 FC6-4 ② BB BB 1-2f		X 0-0 S 1B 12 1B 2-H 1B	B F B X 2-1 P3 ②				1 SAFE L C B B D X 3-2 G3 ① 1-2		4	1	1	1	0	0	2
Royce Clayton, R (1, 6) OBP: 0.324, SLG: 0.354	B 1 SAFE B B C C B 4-2 BB 1-2 BB		C X 0-1 S 12 1B 1-2 1B	B C F F F X 1-2 G4-3 ③				C B F F X 1-2 FC6 2B 2-3		3	2	1	0	1	0	1
Jason LaRue, R (1, 2) OBP: 0.327, SLG: 0.318	B B B B 4-0 1-2 2-3 BB		B F B F S 2-3 K ① 1-2 2-3			C S S 0-3 K ①		1 SAFE B B B X 3-0 1-H 3-H 1B 2B		3	1	1	2	1	2	2
39 Aaron Harang, R (1, 1) OBP: 0.000, SLG: 0.000 Dewayne Wise, L (2, PH) OBP: 0.000, SLG: 0.000 Jason Standridge, R (3, 1) 12 Edwin Encarnación, R (4, PH) OBP: 0.000, SLG: 0.400 25 David Weathers, R (5, 1) 9 Juan Castro, R (6, PH) OBP: 0.267, SLG: 0.304 Kent Mercker, L (7, 1) 45 Bill Bray, L (8, 1) 56 Todd Coffey, R (8, 1) Javier Valentin, S (8, PH) OBP: 0.242, SLG: 0.333 27 Chris Denorfia, R (9, 1) OBP: 0.357, SLG: 0.385		C B X 1-1 G4-3 ③	X 0-0 2-H 3-H 1B		B X 1-0 F8 ②		C X 0-1 2-H 1B		0 0 0 0 0 0 0 1 0 0 0 0 0 3 0 0 0 0 0 0 0 1 0 1 2 0 0 0 0 0 0 0 0 0 0 1 0 0 0 0 0 0 0 0 0 0 0 0 0 0 0 0 0 0 0 0 0 0 0 0 0 0 0 1 0 0 1 0 0 0 0 0 0 0 0 0 0							
Inning Stats	R: 0 E: 0 K: 0 S: 8 H: 1 LOB: 0 BB: 0 P: 12	R: 0 E: 0 K: 1 S: 13 H: 1 LOB: 3 BB: 2 P: 24	R: 0 E: 0 K: 0 S: 7 H: 0 LOB: 1 BB: 1 P: 12	R: 3 E: 0 K: 1 S: 18 H: 4 LOB: 2 BB: 1 P: 30	R: 1 E: 0 K: 0 S: 12 H: 1 LOB: 0 BB: 0 P: 17	R: 0 E: 0 K: 2 S: 7 H: 0 LOB: 0 BB: 0 P: 10	R: 0 E: 0 K: 0 S: 7 H: 0 LOB: 0 BB: 1 P: 14	R: 3 E: 0 K: 1 S: 16 H: 3 LOB: 1 BB: 0 P: 24		1B: 7 2B: 2 3B: 0 HR: 1	SF: 0 SAC: 0 DP: 1 HBP: 0			WP: 0 PB: 0 SB: 2 CS: 0	PA: 38	

PITCHER		IP	WLS	BF	H	R	ER	SO	BB	IBB	HBP	BLK	WP	HR	S	P	ERA	WHIP
Steve Trachsel, R ERA: 4.68	(1, 1)	3.1		19	6	3	3	2	4	0	0	0	0	0	38	66	8.10	3.000
Darren Oliver, L ERA: 2.15	(4, 1)	1.2		6	1	1	1	0	0	0	0	0	0	1	20	29	5.40	0.600
Aaron Heilman, R ERA: 4.36	(6, 1)	2.0		6	0	0	0	2	1	0	0	0	0	0	14	24	0.00	0.500
50 Duaner Sanchez, R ERA: 2.81	(8, 1)	1.0	L	7	3	3	3	1	0	0	0	0	0	0	16	24	27.00	3.000

PITCHER	IP	WLS	BF	H	R	ER	SO	BB	IBB	HBP	BLK	WP	HR	S	P	ERA	WHIP

New York Mets @ Cincinnati Reds

Great American Ball Park, Cincinnati, OH

Wed Jul 19 2006, 7:10 PM EDT

Att. 26,300 - Overcast - 91 F

livebaseballscorecards.com

AB	33
R	7
H	10
RBI	7
BB	5
SO	5
LOB	18

Batter	1	2	3	4	5	6	7	8	9	10	AB	R	H	RBI	BB	SO	LOB
7 José Reyes, S (1, 6) OBP: 0.352, SLG: 0.469	X 0-0 ① F9		F B F X 1-2 ② F9		C X 0-1 ② F9			C B X 1-1 ② F9		C B C C 1-3 ② K	5	0	0	0	0	1	2
10 Endy Chavez, L (1, 9) OBP: 0.325, SLG: 0.415	C B F X 1-2 ② F7		C X 0-1 ③ F8		C B B F X 2-2 ③ L8			F F X 0-2 1B		X 0-0 15 2B 2-H 2B	5	1	2	1	0	0	1
15 Carlos Beltrán, S (1, 8) OBP: 0.384, SLG: 0.610	B F X 1-1 ③ G4-3			X 0-0 ① F7		C F S 0-3 ① K		B C C S 1-3 ③ K		F B B F X 2-2 2-H 2B	5	0	1	1	0	2	1
21 Carlos Delgado, L (1, 3) OBP: 0.335, SLG: 0.503		B B F F B F F S 3-3 ① K		C F B F F X 1-2 HR		F C S 0-3 ② K			B X 1-0 ① F8	C S F X 0-2 ③ G4-3	5	1	1	1	0	2	1
5 David Wright, R (1, 5) OBP: 0.389, SLG: 0.575		X 0-0 ② F9		C B B S S 2-3 ② K		C S B B C 2-3 ③ K			C B B F X 2-2 2B		4	0	1	0	0	2	0
Cliff Floyd, L (1, 7) OBP: 0.348, SLG: 0.448		F B F X 1-2 HR		F B X 1-1 22 1B 1B			F B X 1-1 ① G3		F B F B S 2-3 ② K		4	1	2	1	0	1	1
22 Jose Valentin, S (1, 4) OBP: 0.330, SLG: 0.531		C F B B B X 2-2 ③ L9		B X 1-0 1-3 1B			C X 0-1 ② F8		X 0-0 ③ G6-3		4	0	1	0	0	0	1
11 Ramon Castro, R (1, 2) OBP: 0.331, SLG: 0.378			X 0-0 ① G6-3	C C B B S 2-3 ③ K			B C F X 1-2 ③ P3			B X 1-0 ① G4-3	4	0	0	0	0	1	2
Tom Glavine, L (1, 1) OBP: 0.333, SLG: 0.242 Chad Bradford, R (7, 1) Julio Franco, R (8, PH) OBP: 0.320, SLG: 0.387 Aaron Heilman, R (8, 1) 25 Pedro Feliciano, L (9, 1) Xavier Nady, R (10, PH) OBP: 0.337, SLG: 0.487 13 Billy Wagner, L (10, 1)			B C B F X 2-2 1B		C C F B B F B X 3-2 ① F7			B C F B S 2-3 ① K		C F F X 0-2 10 2B 2B	2 0 1 0 0 1 1 0	0 0 0 0 0 1 1 0	1 0 0 0 0 0 1 0	0 0 0 0 0 0 0 0	0 0 1 0 0 0 0 0	0 0 0 0 0 0 0 0	0 0 0 0 0 0 0 0
Inning Stats	R: 0 E: 0 K: 0 S: 6 H: 0 LOB: 0 BB: 0 P: 8	R: 1 E: 0 K: 1 S: 13 H: 1 LOB: 0 BB: 0 P: 19	R: 0 E: 0 K: 0 S: 9 H: 1 LOB: 1 BB: 0 P: 12	R: 1 E: 0 K: 2 S: 15 H: 3 LOB: 2 BB: 0 P: 22	R: 0 E: 0 K: 0 S: 10 H: 0 LOB: 0 BB: 0 P: 15	R: 0 E: 0 K: 3 S: 9 H: 0 LOB: 0 BB: 0 P: 11	R: 0 E: 0 K: 0 S: 7 H: 0 LOB: 0 BB: 0 P: 9	R: 0 E: 0 K: 2 S: 11 H: 1 LOB: 1 BB: 0 P: 15	R: 0 E: 0 K: 1 S: 8 H: 1 LOB: 1 BB: 0 P: 13	R: 2 E: 0 K: 1 S: 16 H: 3 LOB: 1 BB: 0 P: 20	1B: 4 2B: 4 3B: 0 HR: 2 SF: 0 SAC: 0 DP: 0 HBP: 0						

PITCHER		IP	WLS	BF	H	R	ER	SO	BB	IBB	HBP	BLK	WP	HR	S	P	ERA	WHIP
61 Bronson Arroyo, R ERA: 2.92	(1, 1)	8.0		30	6	2	2	8	0	0	0	0	0	2	80	111	2.25	0.750
Eddie Guardado, L ERA: 4.71	(9, 1)	1.0		4	1	0	0	1	0	0	0	0	0	0	8	13	0.00	1.000
Gary Majewski, R ERA: 4.24	(10, 1)	0.2	L	4	2	2	2	1	0	0	0	0	0	0	9	11	27.00	3.000
Kent Mercker, L ERA: 4.5	(10, 1)	0.1		2	1	0	0	0	0	0	0	0	0	0	7	9	0.00	3.000

PITCHER	IP	WLS	BF	H	R	ER	SO	BB	IBB	HBP	BLK	WP	HR	S	P	ERA	WHIP

TOP

New York Mets @ Cincinnati Reds

Great American Ball Park, Cincinnati, OH

Thu Jul 20 2006, 12:35 PM EDT
Att. 28,729 - Overcast - 86 F

livebaseballscorecards.com

AB	40
R	4
H	10
RBI	4
BB	0
SO	10
LOB	9

WP: 0 PB: 0 SB: 0 CS: 0 PA: 40

Batter	1	2	3	4	5	6	7	8	9	10	AB	R	H	RBI	BB	SO	LOB
6 Ryan Freel, R (1, 8) OBP: 0.385, SLG: 0.442	F X 0-1 B1-3 ①		B X 1-0 27 CS 1B		C B B B X 3-1 2-H 3-H 2B		X 0-0 27 SH5-4 2B	X 0-0 G5-3 ③			5	0	3	2	0	0	1
27 Chris Denorfia, R (1, 9) OBP: 0.344, SLG: 0.345	X 0-0 F8 ②		C B 1 SAFE B B X 3-1 1-2 G5-3 ②③		C X 0-1 L9 ②		B X 1-0 2-3 SH5-4 ①		B B C B B 4-1 CS BB		3	0	0	0	1	0	2
Adam Dunn, L (1, 7) OBP: 0.376, SLG: 0.553	C F B B X 2-2 F8 ③			X 0-0 L8 ①	B B F B X 3-1 L9 ③		B B B S B 4-1 4 FC5 BB BB		C B C B S 2-3 K ①		4	0	0	0	1	1	2
Rich Aurilia, R (1, 3) OBP: 0.340, SLG: 0.504 (8, 5)		C X 0-1 F7 ①		C F X 0-2 P3 ②		S B F X 1-2 12 2B 4 FC4-2 1B	B B B C B 4-1 1-2 4 FC5 BB		C F 1 SAFE B F F B B F 4-2 1-2 F F B BB ②		3	0	1	0	2	0	0
12 Edwin Encarnación, R (1, 5) OBP: 0.388, SLG: 0.492 Scott Hatteberg, L (7, PH) OBP: 0.409, SLG: 0.485 (8, 3)		C S X 0-2 4 1B 1B		C B S B B F F B 4-2 BB		B B B C F F X 3-2 4 FC4-2 1-3 61 FC1-2 2B	C S B B S 2-3 K ②		F F B B S 2-3 K ③		2 2	0 0	2 0	0 0	1 0	0 2	0 4
4 Brandon Phillips, R (1, 4) OBP: 0.337, SLG: 0.408	B C B B S X 3-2 1-2 1B			B F B B S C 3-3 K ③		B X 1-0 FC4-2 61 FC1-2 G1-3 ① 2-3 3-H	B B X 2-0 FC5 ③ 1-2 2-3f			C F F E X 0-2 G6-3 ①	5	0	1	0	0	1	6
Royce Clayton, R (1, 6) OBP: 0.325, SLG: 0.355	C B C X 1-2 F9 ②				X 0-0 61 SH5-4 6 2B 1B	X 0-0 G1-3 ② 1-2		B B B C X 3-2 SH5-4 1B		B B B C S F T 3-2 K ②	5	1	2	0	0	1	4
Jason LaRue, R (1, 2) OBP: 0.331, SLG: 0.319	B B X 2-0 L6 ③				1 SAFE X 0-0 1-2 61 SH5-4 6 2B 1B	4-0 61 FC1-2 IBB		1 SAFE M L X 0-2 1-2 SH5-4 ①		B F C S 1-3 K ③	3	1	1	0	1	1	2
61 Bronson Arroyo, R (1, 1) OBP: 0.192, SLG: 0.286 Javier Valentin, S (8, PH) OBP: 0.290, SLG: 0.331 Eddie Guardado, R (9, 1) Gary Majewski, R (10, 1) Kent Mercker, L (10, 1)			B C X 1-1 F8 ①		L X 0-1 1-2 2-3 SH5-4 ①	X 0-0 1-2 2-3 3-Hf FC1-2 ③		B S B F F B X 3-2 G5-3 ②			2 1 0 0 0	0 0 0 0 0	0 0 0 0 0	0 0 0 0 0	0 0 0 0 0	0 0 0 0 0	3 1 0 0 0
Inning Stats	R: 0 E: 0 K: 0 S: 6 H: 0 LOB: 0 BB: 0 P: 8	R: 0 E: 0 K: 0 S: 12 H: 2 LOB: 2 BB: 0 P: 18	R: 0 E: 0 K: 0 S: 5 H: 1 LOB: 0 BB: 0 P: 10	R: 0 E: 0 K: 1 S: 11 H: 0 LOB: 1 BB: 1 P: 18	R: 2 E: 0 K: 0 S: 10 H: 3 LOB: 1 BB: 0 P: 16	R: 0 E: 0 K: 0 S: 10 H: 2 LOB: 3 BB: 1 P: 19	R: 0 E: 0 K: 1 S: 8 H: 1 LOB: 3 BB: 2 P: 21	R: 0 E: 0 K: 0 S: 11 H: 1 LOB: 1 BB: 0 P: 17	R: 0 E: 0 K: 2 S: 14 H: 0 LOB: 1 BB: 2 P: 26	R: 0 E: 0 K: 2 S: 12 H: 0 LOB: 0 BB: 0 P: 16	1B: 7 2B: 3 3B: 0 HR: 0	SF: 0 SAC: 3 DP: 0 HBP: 0					WP: 0 PB: 0 SB: 0 CS: 2	PA: 44

PITCHER		IP	WLS	BF	H	R	ER	SO	BB	IBB	HBP	BLK	WP	HR	S	P	ERA	WHIP
Tom Glavine, L ERA: 3.52	(1, 1)	6.1		31	9	2	2	1	3	1	0	0	0	0	58	102	2.84	1.895
Chad Bradford, R ERA: 3.72	(7, 1)	0.2		2	0	0	0	1	0	0	0	0	0	0	4	8	0.00	0.000
Aaron Heilman, R ERA: 4.28	(8, 1)	1.0		4	1	0	0	0	0	0	0	0	0	0	11	17	0.00	1.000
25 Pedro Feliciano, L ERA: 2.13	(9, 1)	1.0	W	4	0	0	0	2	2	0	0	0	0	0	14	26	0.00	2.000
13 Billy Wagner, L ERA: 2.47	(10, 1)	1.0	S	3	0	0	0	2	0	0	0	0	0	0	12	16	0.00	0.000

PITCHER	IP	WLS	BF	H	R	ER	SO	BB	IBB	HBP	BLK	WP	HR	S	P	ERA	WHIP

BOTTOM

New York Mets @ Cincinnati Reds

Great American Ball Park, Cincinnati, OH

Thu Jul 20 2006, 12:35 PM EDT
Att. 28,729 - Overcast - 86 F

livebaseballscorecards.com

AB	35
R	2
H	10
RBI	2
BB	6
SO	6
LOB	25

Batter	1	2	3	4	5	6	7	8	9	AB	R	H	RBI	BB	SO	LOB
23 Rickie Weeks Jr., R (1, 4) OBP: 0.361, SLG: 0.406	C X 0-1 G3-6-1 1B 1B		X 0-0 E 2B	C S X 0-2 ③ F7		F F B B S 2-3 ③ K			C B C X 1-2 ② FC6-4 FC6-4 1-2f	5	1	2	0	0	1	2
Jeff Cirillo, R (1, 5) OBP: 0.387, SLG: 0.408	C X 0-1 G3-6-1 1-2 1B		C B X 1-1 E8 G6-3 2-H 1B		X 0-0 ① F7		B C C B B X 3-2 ① G6-3		1 SAFE B 1 SAFE C B X 2-1 ③ FC6-4 1-2f	5	0	2	0	0	0	1
Geoff Jenkins, L (1, 9) OBP: 0.338, SLG: 0.414	C X 0-1 ① ② G3-6-1 1-2f 2-3		C B F X 1-2 ① G6-3		F B B B F X 3-2 28 HBP 18 2B 1B		S B S B S 2-3 ② K			4	1	1	0	0	1	3
Carlos Lee, R (1, 7) OBP: 0.350, SLG: 0.554	C B F F X 1-2 ③ G5-3		B B S F B X 3-2 ② G6-3 2-3		X 0-0 ② F7		X 0-0 ③ G6-3			4	0	0	0	0	0	3
28 Prince Fielder, L (1, 3) OBP: 0.334, SLG: 0.496		F B X 1-1 39 1B 1B 1B	X 0-0 ③ G4-3		C F D H 2-2 18 2B 1-2 HBP			B C C S 1-3 ① K		3	2	1	0	0	1	1
18 Gabe Gross, L (1, 8) OBP: 0.364, SLG: 0.493 Brady Clark, R (8, PH) OBP: 0.380, SLG: 0.332 (8, 8)		C X 0-1 ① F9		B F B X 2-1 2B 1B	F C B X 1-2 1-H 2-H 2B			C S B F B F X 2-2 ② G6-3		3 1	1 0	2 0	2 0	0 0	0 0	1 0
2 Bill Hall, R (1, 6) OBP: 0.309, SLG: 0.541		C X 0-1 ② L9	F F 1 SAFE B B S 2-3 ① K	C B F B B X 3-2 ③ F8				C B C B F F S 2-3 ③ K		4	0	0	0	0	2	3
Damian Miller, R (1, 2) OBP: 0.324, SLG: 0.424	S B B B X 3-1 39 1B 1-2 1B		X 0-0 39 G3 1-H 2B		C C B F B F X 2-2 ① G4-3				C F F B S 1-3 ① K	4	0	2	1	0	1	0
39 Chris Capuano, L (1, 1) OBP: 0.182, SLG: 0.167 Rick Helling, R (7, 1) Brian Shouse, L (8, 1) Matt Wise, R (8, 1) 22 Tony Gwynn Jr., L (9, PH) OBP: 0.500, SLG: 0.750 Derrick Turnbow, R (9, 1) Dana Eveland, L (9, 1)		X 0-0 ③ 1-3 2-H 1B	X 0-0 ② G3 2-3		C S B F C 1-3 ② K				B F X 1-1 23 FC6-4 1B	3 0 0 0 1 0 0 0	0 0 0 0 0 0 0 0	1 0 0 0 1 0 0 0	1 0 0 0 0 0 0 0	0 0 0 0 0 0 0 0	1 0 0 0 0 0 0 0	1 0 0 0 0 0 0 0
Inning Stats	R: 0 H: 2 E: 0 LOB: 1 K: 0 BB: 0 S: 10 P: 11	R: 1 H: 3 E: 0 LOB: 2 K: 0 BB: 0 S: 9 P: 13	R: 1 H: 2 E: 1 LOB: 1 K: 0 BB: 0 S: 10 P: 15	R: 1 H: 2 E: 0 LOB: 1 K: 1 BB: 0 S: 10 P: 14	R: 2 H: 2 E: 0 LOB: 1 K: 0 BB: 0 S: 14 P: 23	R: 0 H: 0 E: 0 LOB: 0 K: 2 BB: 0 S: 12 P: 17	R: 0 H: 0 E: 0 LOB: 0 K: 1 BB: 0 S: 7 P: 12	R: 0 H: 0 E: 0 LOB: 0 K: 2 BB: 0 S: 13 P: 18	R: 0 H: 1 E: 0 LOB: 1 K: 1 BB: 0 S: 11 P: 16	1B: 9 SF: 0 2B: 3 SAC: 0 3B: 0 DP: 1 HR: 0 HBP: 1					WP: 0 PA: 38 PB: 0 SB: 0 CS: 0	

PITCHER		IP	WLS	BF	H	R	ER	SO	BB	IBB	HBP	BLK	WP	HR	S	P	ERA	WHIP
54 Elizardo Ramirez, R ERA: 4.43	(1, 1)	5.0		25	11	5	5	1	0	0	1	0	0	0	53	76	9.00	2.200
Jason Standridge, R ERA: 4.63	(6, 1)	2.0		6	0	0	0	3	0	0	0	0	0	0	19	29	0.00	0.000
45 Bill Bray, L ERA: 3.71	(8, 1)	1.0		3	0	0	0	2	0	0	0	0	0	0	13	18	0.00	0.000
Gary Majewski, R ERA: 4.17	(9, 1)	1.0	W	4	1	0	0	1	0	0	0	0	0	0	11	16	0.00	1.000

PITCHER	IP	WLS	BF	H	R	ER	SO	BB	IBB	HBP	BLK	WP	HR	S	P	ERA	WHIP

TOP

Milwaukee Brewers @ Cincinnati Reds

Great American Ball Park, Cincinnati, OH

Fri Jul 21 2006, 7:10 PM EDT
Att. 19,677 - Cloudy - 72 F

livebaseballscorecards.com

AB	37
R	5
H	12
RBI	4
BB	0
SO	7
LOB	15

BOTTOM

Milwaukee Brewers @ Cincinnati Reds

Great American Ball Park, Cincinnati, OH

Fri Jul 21 2006, 7:10 PM EDT

Att. 19,677 - Cloudy - 72 F

livebaseballscorecards.com

Batter	1	2	3	4	5	6	7	8	9	AB	R	H	RBI	BB	SO	LOB
6 Ryan Freel, R (1, 9) OBP: 0.385, SLG: 0.437	X 0-0 ① G1-3		B B 1 SAFE B C S X 3-2 ② G5-3 1-2		B X 1-0 ③ G6-3		C 1 SAFE B D B C B 4-2 1-2 BB		B B B B 4-0 BB 1B BB	3	1	0	0	2	0	1
Royce Clayton, R (1, 6) OBP: 0.324, SLG: 0.354 Javier Valentin, S (9, PH) OBP: 0.295, SLG: 0.331	C X 0-1 1B		B B C B F S 3-3 ③ K			C B X 1-1 ① G4-3	B C B F D C 3-3 ③ K		B B B B 4-0 1B 1-2 2-3 3-H BB	4 0	0 0	1 0	0 1	0 1	2 0	3 0
Ken Griffey Jr., L (1, 8) OBP: 0.295, SLG: 0.498	1 SAFE C 1 SAFE F X 0-2 ② F7			X 0-0 ① G5-3		B B X 2-0 ② G4-3		B B C B C X 3-2 ① P6	F X 0-1 1-2 2-H 3-H 1B	5	0	1	2	0	0	1
Adam Dunn, L (1, 7) OBP: 0.373, SLG: 0.546	F D 1 SAFE X 1-1 ③ G4-3			C B C B F F C 2-3 ② K		F B S F S 1-3 ③ K		C X 0-1 ② F8		4	0	0	0	0	2	1
Rich Aurilia, R (1, 3) OBP: 0.346, SLG: 0.504		B S S B B S 3-3 ① K		C B S X 1-2 1B			B C B B C B 4-2 12 HR BB	B C B B C F B 4-2 BB		2	1	1	0	2	1	0
12 Edwin Encarnación, R (1, 5) OBP: 0.386, SLG: 0.502		C C B X 1-2 ② G6-3		B F B F B X 3-2 ③ L5			B X 1-0 1-H HR	X 0-0 ③ P3		4	1	1	2	0	0	2
4 Brandon Phillips, R (1, 4) OBP: 0.339, SLG: 0.409		B X 1-0 ③ F9			C X 0-1 ① G6-3		S B B B F X 2-2 G6-4-3 1B		C F B F B F B X 3-2 SH1-4 BB BB 1B	4	1	2	0	0	0	0
Jason LaRue, R (1, 2) OBP: 0.331, SLG: 0.341 Scott Hatteberg, L (9, PH) OBP: 0.411, SLG: 0.485			X 0-0 ① G6-3		C X 0-1 HR		B 1 SAFE X 1-0 ① ② G6-4-3 1-2f		B D B B 4-0 BB SH1-4 1-2 1B BB	3 0	1 1	1 0	1 0	0 1	0 0	1 0
54 Elizardo Ramirez, S (1, 1) OBP: 0.174, SLG: 0.136 27 Chris Denorfia, R (5, PH) OBP: 0.333, SLG: 0.333 Jason Standridge, R (6, 1) 9 Juan Castro, R (7, PH) OBP: 0.271, SLG: 0.357 45 Bill Bray, L (8, 1) Gary Majewski, R (9, 1) Dewayne Wise, L (9, PH) OBP: 0.091, SLG: 0.091			B B C B C B 4-2 6 E BB		F C X 0-2 ② G4-3		B B C X 2-1 6 BB 1B		X 0-0 ① SH1-4 1-2 2-3	0 1 0 1 0 0 0 0	0 0 0 0 0 0 0 0	0 0 0 1 0 0 0 0	0 0 0 0 0 0 0 0	1 0 0 0 0 0 0 0	0 0 0 0 0 0 0 0	0 0 0 0 0 0 0 0
Inning Stats	R: 0 E: 0 K: 0 S: 8 H: 1 LOB: 1 BB: 0 P: 9	R: 0 E: 0 K: 1 S: 7 H: 0 LOB: 0 BB: 0 P: 12	R: 0 E: 1 K: 1 S: 9 H: 0 LOB: 1 BB: 1 P: 19	R: 0 E: 0 K: 1 S: 12 H: 1 LOB: 1 BB: 0 P: 18	R: 1 E: 0 K: 0 S: 8 H: 1 LOB: 0 BB: 0 P: 9	R: 0 E: 0 K: 1 S: 7 H: 0 LOB: 0 BB: 0 P: 11	R: 2 E: 0 K: 1 S: 14 H: 3 LOB: 2 BB: 2 P: 31	R: 0 E: 0 K: 0 S: 9 H: 0 LOB: 1 BB: 1 P: 16	R: 3 E: 0 K: 0 S: 8 H: 2 LOB: 2 BB: 3 P: 23	1B: 6 2B: 0 3B: 0 HR: 2	SF: 0 SAC: 1 DP: 1 HBP: 0						

	AB	31
	R	6
	H	8
	RBI	6
	BB	7
	SO	5
	LOB	9

PITCHER		IP	WLS	BF	H	R	ER	SO	BB	IBB	HBP	BLK	WP	HR	S	P	ERA	WHIP
39 Chris Capuano, L ERA: 3.49	(1, 1)	6.2		27	6	3	3	4	2	0	0	0	0	2	60	97	4.05	1.200
Rick Helling, R ERA: 4.82	(7, 1)	0.1	H	2	0	0	0	1	1	0	0	0	0	0	5	12	0.00	3.000
Brian Shouse, L ERA: 2.84	(8, 1)	0.2	H	2	0	0	0	0	0	0	0	0	0	0	5	8	0.00	0.000
Matt Wise, R ERA: 4.28	(8, 1)	0.1	H	2	0	0	0	0	1	0	0	0	0	0	4	8	0.00	3.000
Derrick Turnbow, R ERA: 6.18	(9, 1)	0.1	L	4	1	3	3	0	2	0	0	0	0	0	6	17	81.00	9.000

PITCHER		IP	WLS	BF	H	R	ER	SO	BB	IBB	HBP	BLK	WP	HR	S	P	ERA	WHIP
Dana Eveland, L ERA: 8.13	(9, 1)	0.0	B	2	1	0	0	0	1	0	0	0	0	0	2	6	∞	∞

WP: 0	PB: 0	SB: 0	CS: 0

PA: 39

Milwaukee Brewers @ Cincinnati Reds

Great American Ball Park, Cincinnati, OH

Sat Jul 22 2006, 6:10 PM EDT

Att. 41,913 - Partly Cloudy - 82 F

TOP

livebaseballscorecards.com

Batter	1	2	3	4	5	6	7	8	9	AB	R	H	RBI	BB	SO	LOB
23 Rickie Weeks Jr., R (1, 4) OBP: 0.361, SLG: 0.404	C F C 0-3 ① K	B B F X 2-1 ③ G5-3		B B X 2-0 FC5-4 1-2 3-H 1B		B C B C B B 4-2 BB			C X 0-1 ① ② G3-6 1-2f	4	0	1	1	1	1	1
Jeff Cirillo, R (1, 5) OBP: 0.382, SLG: 0.397	F B B B C F B 4-2 BB		C B C X 1-2 ① P4	S C X 0-2 ③ FC5-4 1-2f		B C X 1-1 ③ G6-3			X 0-0 ③ F9	4	0	0	0	1	0	3
Geoff Jenkins, L (1, 9) OBP: 0.337, SLG: 0.412	X 0-0 ② F8		X 0-0 ② G3-1		B X 1-0 ① L8		C S B X 1-2 G6-4-3 1B			4	0	1	0	0	0	1
Carlos Lee, R (1, 7) OBP: 0.347, SLG: 0.548	C F X 0-2 ③ F7		X 0-0 ③ G5-3		B X 1-0 ② G4-3		X 0-0 ① ② G6-4-3 1-2f			4	0	0	0	0	0	2
28 Prince Fielder, L (1, 3) OBP: 0.333, SLG: 0.492		B B C B B 4-1 2 F9 18 1B HR BB		C S X 1-2 ① G6-3	B B B X 3-0 ③ P4		C B X 1-1 ③ L8			3	1	0	0	1	0	0
18 Gabe Gross, L (1, 8) OBP: 0.373, SLG: 0.493 Brian Shouse, L (8, 1) 52 Jose Capellan, R (8, 1)	S B X 1-1 1-2 HR 1B			B B B 4-0 2 1B 1 1B BB		B C S B F B B 4-2 2 HR BB		S B S B B F X 3-2 ① G5-3		2 0 0	3 0 0	1 0 0	0 0 0	2 0 0	0 0 0	0 0 0
2 Bill Hall, R (1, 6) OBP: 0.311, SLG: 0.549	F C B X 1-2 ① F9 2-3			S X 0-1 1 1B 23 1B 1-2 1B		F F B X 1-2 1-H HR		B C F B S 2-3 ② K		4	2	2	2	0	1	2
Damian Miller, R (1, 2) OBP: 0.323, SLG: 0.433	B B X 2-0 1-H 3-H HR			C B B X 2-1 ② F8		X 0-0 ① F9		C F B X 1-2 ③ L9		4	1	1	3	0	0	2
31 Dave Bush, R (1, 1) OBP: 0.175, SLG: 0.250 1 Corey Hart, R (4, PH) OBP: 0.404, SLG: 0.442 Geremi Gonzalez, R (4, 1) Brady Clark, R (8, 8) OBP: 0.382, SLG: 0.335	X 0-0 ② L3			B B B C X 3-1 23 1B 1-3 2-H 1B		X 0-0 ② L4			B B C F X 2-2 23 G3-6 1B	1 1 1 1	0 0 0 0	0 1 0 1	0 1 0 0	0 0 0 0	0 0 0 0	0 0 0 0
Inning Stats	R: 0 H: 0 E: 0 LOB: 1 K: 1 BB: 1 S: 10 P: 14	R: 3 H: 2 E: 0 LOB: 0 K: 0 BB: 1 S: 10 P: 20	R: 0 H: 0 E: 0 LOB: 0 K: 0 BB: 0 S: 5 P: 6	R: 2 H: 3 E: 0 LOB: 2 K: 0 BB: 1 S: 13 P: 25	R: 0 H: 0 E: 0 LOB: 0 K: 0 BB: 0 S: 3 P: 8	R: 2 H: 1 E: 0 LOB: 1 K: 0 BB: 2 S: 12 P: 22	R: 0 H: 1 E: 0 LOB: 0 K: 0 BB: 0 S: 6 P: 8	R: 0 H: 0 E: 0 LOB: 0 K: 1 BB: 0 S: 11 P: 17	R: 0 H: 1 E: 0 LOB: 0 K: 0 BB: 0 S: 6 P: 8	1B: 6 SF: 0 2B: 0 SAC: 0 3B: 0 DP: 2 HR: 2 HBP: 0						WP: 0 PA: 38 PB: 0 SB: 0 CS: 0

	AB	33
	R	7
	H	8
	RBI	7
	BB	5
	SO	2
	LOB	11

PITCHER		IP	WLS	BF	H	R	ER	SO	BB	IBB	HBP	BLK	WP	HR	S	P	ERA	WHIP
Joe Mays, R ERA: 8.7	(1, 1)	3.2		19	5	5	5	1	3	0	0	0	0	1	35	62	12.27	2.182
Jason Standridge, R ERA: 4.15	(4, 1)	1.1		4	0	0	0	0	0	0	0	0	0	0	6	11	0.00	0.000
25 David Weathers, R ERA: 4.93	(6, 1)	1.0	B	6	1	2	2	0	2	0	0	0	0	1	12	22	18.00	3.000
45 Bill Bray, L ERA: 3.54	(7, 1)	1.1		4	1	0	0	0	0	0	0	0	0	0	10	15	0.00	0.750
56 Todd Coffey, R ERA: 3.31	(8, 1)	0.2	W	2	0	0	0	1	0	0	0	0	0	0	7	10	0.00	0.000

PITCHER		IP	WLS	BF	H	R	ER	SO	BB	IBB	HBP	BLK	WP	HR	S	P	ERA	WHIP
Eddie Guardado, L ERA: 4.55	(9, 1)	1.0	S	3	1	0	0	0	0	0	0	0	0	0	6	8	0.00	1.000

Milwaukee Brewers @ Cincinnati Reds

Great American Ball Park, Cincinnati, OH

Sat Jul 22 2006, 6:10 PM EDT

Att. 41,913 - Partly Cloudy - 82 F

BOTTOM

Batter	1	2	3	4	5	6	7	8	9	AB	R	H	RBI	BB	SO	LOB
6 Ryan Freel, R (1, 9) OBP: 0.392, SLG: 0.464	HR	2-H 1B		2B HBP		F9		1-2 HR		4	3	3	3	0	0	1
Adam Dunn, L (1, 7) OBP: 0.378, SLG: 0.550	12 G4-3 G3 HR BB	F8		1-H 2B		1-2 1B		12 2B HBP		3	1	2	1	1	0	0
Eddie Guardado, R (9, 1)										0	0	0	0	0	0	0
Ken Griffey Jr., L (1, 8) OBP: 0.293, SLG: 0.491	G3 1-2		12 1B 2B BB	L9		K		P5		4	1	0	0	1	1	5
12 Edwin Encarnación, R (1, 5) OBP: 0.386, SLG: 0.505	G4-3 2-3		2B 4 G6-3 1B 1-2	K		L8		1-3 2B		5	1	2	0	0	1	4
Scott Hatteberg, L (1, 3) OBP: 0.415, SLG: 0.504	HR 3-H		F8 2B 1-3 2-H	K			4 SH3 1B	F9		4	1	3	3	0	1	1
Rich Aurilia, R (8, PH) OBP: 0.344, SLG: 0.502 (9, 3)										1	0	0	0	0	0	2
4 Brandon Phillips, R (1, 4) OBP: 0.339, SLG: 0.411	2B		G6-3 3-H		P4		SH3 1-2			3	0	1	1	0	0	1
Royce Clayton, R (1, 6) OBP: 0.320, SLG: 0.349	K2-3		F8 2-3		G5-3		L9			4	0	0	0	0	1	3
56 Todd Coffey, R (8, 1)										0	0	0	0	0	0	0
27 Chris Denorfia, R (9, 7) OBP: 0.333, SLG: 0.333										0	0	0	0	0	0	0
Jason LaRue, R (1, 2) OBP: 0.335, SLG: 0.340		SH3-4 6 1B 1B	IBB		F8		G5-3			3	1	1	0	1	0	1
Joe Mays, S (1, 1) OBP: 0.222, SLG: 0.333		SH3-4 1-2	K			1B 1B		6 CS 1B		1	0	0	0	0	1	2
Jason Standridge, R (4, 1)										0	0	0	0	0	0	0
25 David Weathers, R (6, 1)										0	0	0	0	0	0	0
Dewayne Wise, L (6, PH) OBP: 0.167, SLG: 0.167										1	0	1	0	0	0	0
45 Bill Bray, L (7, 1)										0	0	0	0	0	0	0
9 Juan Castro, R (8, 6) OBP: 0.275, SLG: 0.360										1	0	1	0	0	0	0
Inning Stats	R: 3 E: 0 K: 1 S: 20 H: 3 LOB: 1 BB: 1 P: 34	R: 1 E: 0 K: 0 S: 5 H: 2 LOB: 0 BB: 0 P: 7	R: 2 E: 0 K: 1 S: 13 H: 2 LOB: 2 BB: 2 P: 27	R: 1 E: 0 K: 2 S: 13 H: 1 LOB: 1 BB: 0 P: 19	R: 0 E: 0 K: 0 S: 4 H: 0 LOB: 0 BB: 0 P: 5	R: 0 E: 0 K: 1 S: 12 H: 2 LOB: 2 BB: 0 P: 18	R: 0 E: 0 K: 0 S: 8 H: 1 LOB: 1 BB: 0 P: 11	R: 1 E: 0 K: 0 S: 13 H: 3 LOB: 2 BB: 0 P: 24		1B: 7 2B: 4 3B: 0 HR: 3	SF: 0 SAC: 2 DP: 0 HBP: 2						

	AB	R	H	RBI	BB	SO	LOB
AB	34						
R	8						
H	14						
RBI	8						
BB	3						
SO	5						
LOB	20						

WP: 0 PB: 0 SB: 0 CS: 1 PA: 41

livebaseballscorecards.com

PITCHER		IP	WLS	BF	H	R	ER	SO	BB	IBB	HBP	BLK	WP	HR	S	P	ERA	WHIP
31 Dave Bush, R ERA: 4.72	(1, 1)	3.0		18	7	6	6	2	2	1	0	0	0	2	38	68	18.00	3.000
Geremi Gonzalez, R ERA: 5.02	(4, 1)	4.1	L	19	6	2	2	3	0	0	1	0	0	1	43	61	4.15	1.385
Brian Shouse, L ERA: 2.81	(8, 1)	0.1		3	1	0	0	0	0	0	1	0	0	0	3	10	0.00	3.000
52 Jose Capellan, R ERA: 4.01	(8, 1)	0.1		1	0	0	0	0	0	0	0	0	0	0	4	6	0.00	0.000

PITCHER	IP	WLS	BF	H	R	ER	SO	BB	IBB	HBP	BLK	WP	HR	S	P	ERA	WHIP

Batter	1	2	3	4	5	6	7	8	9	AB	R	H	RBI	BB	SO	LOB
23 Rickie Weeks Jr., R (1, 4) OBP: 0.362, SLG: 0.401	B B S S C 2-3 ① K	S B B B B 4-1 1B BB			C B S S 1-3 ① K		S H 1-1 G1-3 1B HBP	B C B T B S 3-3 ③ K		3	1	0	0	1	3	0
Brady Clark, R (1, 8) OBP: 0.385, SLG: 0.337	C C H 1-2 2 BB 28 1B HBP	C T B T B B X 3-2 1-3 2-H 3-H 1B			X 0-0 ② G1-3		F X 0-1 ② G1-3 1-2		B X 1-0 G4-6-3 1B	4	0	2	2	0	0	1
2 Bill Hall, R (1, 6) OBP: 0.315, SLG: 0.546	B B B C S B 4-2 28 1B 1-2 BB	S S S 0-3 ③ K			C B B B S B 4-2 BB		S F B B B B 4-2 1B 28 1B BB		D 1 SAFE B S 1 SAFE B X 3-1 ① L9	2	1	0	0	3	1	3
Carlos Lee, R (1, 7) OBP: 0.345, SLG: 0.544	B X 1-0 ② P3		B X 1-0 ① G3-1		C F X 0-2 ③ P2		X 0-0 1 1B 28 1B 1-3 2-H 1B		X 0-0 ② ③ G4-6-3 1-2f	5	0	1	1	0	0	4
28 Prince Fielder, L (1, 3) OBP: 0.338, SLG: 0.494	S F X 0-2 ③ 1-2 2-H 1B		X 0-0 ② F9			C X 0-1 1B	F X 0-1 1 1B 1-2 3-H 1B			4	0	3	1	0	0	0
1 Corey Hart, R (1, 9) OBP: 0.410, SLG: 0.446		B X 1-0 G4-3 11 1B 1B	B X 1-0 ③ F9			X 0-0 ① F7	B X 1-0 1-2 2-3 1B			4	1	2	0	0	0	1
11 Mike Rivera, R (1, 2) OBP: 0.304, SLG: 0.524		F C B X 1-2 G4-3 1-2 1B 1B		B C F X 1-2 ① G5-3		X 0-0 ② F9	F X 0-1 ③ G1-3			4	1	1	0	0	0	4
Chris Barnwell, R (1, 5) OBP: 0.125, SLG: 0.087		X 0-0 ① G4-3 1-2 2-3		C B F F X 1-2 ② F8		C X 0-1 ③ G4-3		X 0-0 ① G6-3		4	0	0	0	0	0	3
Tomo Ohka, S (1, 1) OBP: 0.118, SLG: 0.176		S B B S S S 2-3 ② K		S S S 0-3 ③ K			B C F F F S 1-3 ① K	C F S 0-3 ② K		4	0	0	0	0	4	2
Dan Kolb, R (9, 1)										0	0	0	0	0	0	0
Inning Stats	R: 0 E: 0 K: 1 S: 11 H: 1 LOB: 2 BB: 1 P: 19	R: 2 E: 0 K: 2 S: 16 H: 3 LOB: 2 BB: 1 P: 27	R: 0 E: 0 K: 0 S: 3 H: 0 LOB: 0 BB: 0 P: 5	R: 0 E: 0 K: 1 S: 10 H: 0 LOB: 0 BB: 0 P: 12	R: 0 E: 0 K: 1 S: 9 H: 0 LOB: 1 BB: 1 P: 14	R: 0 E: 0 K: 0 S: 6 H: 1 LOB: 1 BB: 0 P: 6	R: 2 E: 0 K: 1 S: 16 H: 3 LOB: 3 BB: 1 P: 23	R: 0 E: 0 K: 2 S: 7 H: 0 LOB: 0 BB: 0 P: 10	R: 0 E: 0 K: 0 S: 4 H: 1 LOB: 0 BB: 0 P: 8	1B: 9 2B: 0 3B: 0 HR: 0	SF: 0 SAC: 0 DP: 1 HBP: 2					

PITCHER		IP	WLS	BF	H	R	ER	SO	BB	IBB	HBP	BLK	WP	HR	S	P	ERA	WHIP
22 Eric Milton, L ERA: 5.47	(1, 1)	6.2	L	30	5	4	4	6	4	0	2	0	0	0	65	99	5.40	1.350
Gary Majewski, R ERA: 4.07	(7, 1)	1.1		7	3	0	0	2	0	0	0	0	0	0	13	17	0.00	2.250
56 Todd Coffey, R ERA: 3.24	(9, 1)	1.0		3	1	0	0	0	0	0	0	0	0	0	4	8	0.00	1.000

PITCHER	IP	WLS	BF	H	R	ER	SO	BB	IBB	HBP	BLK	WP	HR	S	P	ERA	WHIP

TOP

Milwaukee Brewers @ Cincinnati Reds

Great American Ball Park, Cincinnati, OH

Sun Jul 23 2006, 1:15 PM EDT
Att. 22,729 - Partly Cloudy - 79 F

livebaseballscorecards.com

AB	34
R	4
H	9
RBI	4
BB	4
SO	8
LOB	18

1B: 9 SF: 0
2B: 0 SAC: 0
3B: 0 DP: 1
HR: 0 HBP: 2

WP: 0 PA: 40
PB: 0
SB: 0
CS: 0

Batter	1	2	3	4	5	6	7	8	9	AB	R	H	RBI	BB	SO	LOB
6 Ryan Freel, R (1, 9) OBP: 0.390, SLG: 0.461	C F B X 1-2 G6-3 ①			C B X 1-1 S 1B		B S B F S 2-3 K ②			B C X 1-1 G4-3 ①	4	0	1	0	0	1	0
Adam Dunn, L (1, 7) OBP: 0.377, SLG: 0.547	B F C B X 2-2 F7 ②			B F 1 SAFE F B 1 B S SAFE 3-3 K ① 1-2		B B B C X 3-1 G3-1 ③			B F X 1-1 1B 1B	4	0	1	0	0	1	1
Ken Griffey Jr., L (1, 8) OBP: 0.296, SLG: 0.491	X 0-0 F8 ③			F B F X 1-2 F7 ②			F B C F X 1-2 G4-6-3 1B		X 0-0 1-2 1B	4	0	2	0	0	0	1
Rich Aurilia, R (1, 5) OBP: 0.339, SLG: 0.494		M C B B B S 3-3 K2-3 ①		X 0-0 F8 ③			C F X 0-2 G4-6-3 ① ② 1-2f		F B F X 1-2 F9 ②	4	0	0	0	0	1	4
Scott Hatteberg, L (1, 3) OBP: 0.413, SLG: 0.498		X 0-0 L3 ②			C B B B B 4-1 BB		C B B B S F S 2-3 K ③		C B X 1-1 G1-3 ③	3	0	0	0	1	1	2
4 Brandon Phillips, R (1, 4) OBP: 0.339, SLG: 0.420		S B F B S 2-3 K ③			C X 0-1 F9 ①			B B C F F F X 2-2 HR		3	1	1	1	0	1	1
Javier Valentin, S (1, 2) OBP: 0.289, SLG: 0.322			C X 0-1 G4-3 ①		F D S S 1-3 K ②			B F X 1-1 F7 ①		3	0	0	0	0	1	1
9 Juan Castro, R (1, 6) OBP: 0.271, SLG: 0.355			C B S F F B X 2-2 G5-3 ②		F B B X 2-1 P2 ③			B X 1-0 G5-3 ②		3	0	0	0	0	0	1
22 Eric Milton, L (1, 1) OBP: 0.176, SLG: 0.294 Gary Majewski, R (7, 1) Dewayne Wise, L (8, PH) OBP: 0.154, SLG: 0.154 56 Todd Coffey, R (9, 1)			F B C B X 2-2 G4-3 ③			B C S X 1-2 G4-3 ①		S S B B S 2-3 K ③		2 0 1 0	0 0 0 0	0 0 0 0	0 0 0 0	0 0 1 0	0 0 0 0	0 0 0 0
Inning Stats	R: 0 E: 0 K: 0 S: 7 H: 0 LOB: 0 BB: 0 P: 10	R: 0 E: 0 K: 2 S: 7 H: 0 LOB: 0 BB: 0 P: 12	R: 0 E: 0 K: 0 S: 10 H: 0 LOB: 0 BB: 0 P: 14	R: 0 E: 0 K: 1 S: 9 H: 1 LOB: 1 BB: 0 P: 14	R: 0 E: 0 K: 1 S: 8 H: 0 LOB: 1 BB: 1 P: 15	R: 0 E: 0 K: 1 S: 8 H: 0 LOB: 0 BB: 0 P: 14	R: 0 E: 0 K: 1 S: 11 H: 1 LOB: 0 BB: 0 P: 14	R: 1 E: 0 K: 1 S: 11 H: 1 LOB: 0 BB: 0 P: 17	R: 0 E: 0 K: 0 S: 10 H: 2 LOB: 2 BB: 0 P: 14	1B: 4 2B: 0 3B: 0 HR: 1	SF: 0 SAC: 0 DP: 1 HBP: 0						

PITCHER	IP	WLS	BF	H	R	ER	SO	BB	IBB	HBP	BLK	WP	HR	S	P	ERA	WHIP
Tomo Ohka, R (1, 1) ERA: 2.87	8.0	W	27	3	1	1	7	1	0	0	0	0	1	71	110	1.12	0.500
Dan Kolb, R (9, 1) ERA: 5.68	1.0	S	5	2	0	0	0	0	0	0	0	0	0	10	14	0.00	2.000

PITCHER	IP	WLS	BF	H	R	ER	SO	BB	IBB	HBP	BLK	WP	HR	S	P	ERA	WHIP

BOTTOM

Milwaukee Brewers @ Cincinnati Reds

Great American Ball Park, Cincinnati, OH

Sun Jul 23 2006, 1:15 PM EDT

Att. 22,729 - Partly Cloudy - 79 F

livebaseballscorecards.com

AB	31
R	1
H	5
RBI	1
BB	1
SO	7
LOB	11

Batter	1	2	3	4	5	6	7	8	9	AB	R	H	RBI	BB	SO	LOB
6 Ryan Freel, R (1, 9) OBP: 0.389, SLG: 0.456	C B B F X 2-2 F9 ①	B B C B B 4-1 BB			C B C F S 1-3 K ②		C B B X 2-1 G5-3 ③			3	0	0	0	1	1	2
Adam Dunn, L (1, 7) OBP: 0.376, SLG: 0.543	S B C X 1-2 1B S 1B 1B	B C 1-1 CS ③ 3-H	S B F C 1-3 K ①		S B B S X 2-2 F9 ③			C F B B F F B X 3-2 L4 ①		4	1	1	0	0	1	1
Ken Griffey Jr., L (1, 8) OBP: 0.292, SLG: 0.484	B S C S 1-3 K ② 1-2		B B X 2-0 G3 ②			B B C C B X 2-2 P5 ①		B S B X 2-1 G4-3 ②		4	0	0	0	0	1	1
Rich Aurilia, R (1, 5) (9, 3) OBP: 0.338, SLG: 0.490	X 0-0 1B 2-3 1B		B C F X 1-2 P2 ③			B B F X 2-1 G1-3 ②		X 0-0 F8 ③		4	0	1	0	0	0	0
Scott Hatteberg, L (1, 3) OBP: 0.417, SLG: 0.505 Dewayne Wise, L (9, PR) OBP: 0.154, SLG: 0.154 9 Juan Castro, R (9, 5) OBP: 0.271, SLG: 0.355	1 SAFE D B 1 SAFE X 2-0 1-3 3-H 1B			B B C F B X 3-2 G3 ①		C B X 1-1 4 2-4 1B			C B B B X 3-1 4 FC1-5-6-1 2B	4 0 0	0 0 0	3 0 0	1 0 0	0 0 0	0 0 0	0 0 0
4 Brandon Phillips, R (1, 4) OBP: 0.338, SLG: 0.421	B B F X 2-1 G4-3 ③			F B F B S 2-3 K ②		C 1 SAFE 1 SAFE C F F D 1-2 2-4 ③ 1-2	B F X 1-1 G6-3 39 SH3-4 2B		B B S B L X 3-2 FC1-5-6-1 ① 2-3	4	1	1	0	0	1	3
Royce Clayton, R (1, 6) OBP: 0.320, SLG: 0.351		F S B F B X 2-2 39 G1-3 CS 2B		C B X 1-1 G5-3 ③			B X 1-0 G6-3 ① 2-3		B C B F C 2-3 K ②	4	0	1	0	0	1	2
Jason LaRue, R (1, 2) OBP: 0.333, SLG: 0.333		X 0-0 F9 ①			B F X 1-1 F8 ①		P C S B B B 4-2 39 SH3-4 BB		X 0-0 G1-3 ③	3	0	0	0	1	0	2
39 Aaron Harang, R (1, 1) OBP: 0.213, SLG: 0.178 56 Todd Coffey, R (9, 1) 45 Bill Bray, L (9, 1)		F B X 1-1 G1-3 ② 2-3			X 0-0 1B		B M B X 2-1 SH3-4 ② 1-2 3-H			2 0 0	0 0 0	1 0 0	1 0 0	0 0 0	0 0 0	1 0 0
Inning Stats	R: 1 E: 0 K: 1 S: 13 H: 3 LOB: 2 BB: 0 P: 21	R: 0 E: 0 K: 0 S: 9 H: 1 LOB: 1 BB: 1 P: 17	R: 0 E: 0 K: 1 S: 7 H: 0 LOB: 0 BB: 0 P: 11	R: 0 E: 0 K: 1 S: 8 H: 0 LOB: 0 BB: 0 P: 14	R: 0 E: 0 K: 1 S: 10 H: 1 LOB: 1 BB: 0 P: 14	R: 0 E: 0 K: 0 S: 11 H: 1 LOB: 1 BB: 0 P: 17	R: 1 E: 0 K: 0 S: 10 H: 1 LOB: 1 BB: 1 P: 19	R: 0 E: 0 K: 0 S: 9 H: 0 LOB: 0 BB: 0 P: 14	R: 0 E: 0 K: 1 S: 9 H: 1 LOB: 1 BB: 0 P: 17	1B: 5 2B: 3 3B: 0 HR: 0	SF: 0 SAC: 1 DP: 0 HBP: 0					

PITCHER		IP	WLS	BF	H	R	ER	SO	BB	IBB	HBP	BLK	WP	HR	S	P	ERA	WHIP
Roger Clemens, R ERA: 2.45	(1, 1)	7.0	L	29	7	2	2	4	2	0	0	0	0	0	68	113	2.57	1.286
Trever Miller, L ERA: 4.45	(8, 1)	1.0		3	0	0	0	0	0	0	0	0	0	0	9	14	0.00	0.000
37 Matt Albers, R ERA:	(9, 1)	0.1		2	1	0	0	0	0	0	0	0	0	0	5	11	0.00	3.000
Dan Wheeler, R ERA: 3.43	(9, 1)	0.2		2	0	0	0	1	0	0	0	0	0	0	4	6	0.00	0.000

PITCHER	IP	WLS	BF	H	R	ER	SO	BB	IBB	HBP	BLK	WP	HR	S	P	ERA	WHIP

TOP

Cincinnati Reds @ Houston Astros

Minute Maid Park, Houston, TX

Tue Jul 25 2006, 7:05 PM CDT

Att. 38,865 - Roof Closed - 73 F

livebaseballscorecards.com

AB	32
R	2
H	8
RBI	2
BB	2
SO	5
LOB	12

WP: 0 PB: 0 SB: 1 CS: 1 PA: 36

Cincinnati Reds @ Houston Astros

Minute Maid Park, Houston, TX

Tue Jul 25 2006, 7:05 PM CDT

Att. 38,865 - Roof Closed - 73 F

livebaseballscorecards.com

BOTTOM

Batter	1	2	3	4	5	6	7	8	9	AB	R	H	RBI	BB	SO	LOB
Craig Biggio, R (1, 4) OBP: 0.326, SLG: 0.414	F9		F8		L4			L5		4	0	0	0	0	0	3
Mike Lamb, L (1, 3) OBP: 0.368, SLG: 0.504	2 G3 1B			HBP 1B		F7		K		4	0	2	0	0	1	1
2 Chris Burke, R (1, 8) OBP: 0.366, SLG: 0.477	G3			K		P3			K	4	0	0	0	0	2	2
Aubrey Huff, L (1, 5) OBP: 0.344, SLG: 0.444	K			G5-4-3 HBP		P6			P4	3	0	0	0	0	1	1
Preston Wilson, R (1, 7) OBP: 0.315, SLG: 0.418		G5-3		G5-4-3			G6-3		1B	4	0	1	0	0	0	2
Luke Scott, L (1, 9) OBP: 0.368, SLG: 0.526		P6			G4-3		F7		1B	4	0	2	0	0	0	0
Brad Ausmus, R (1, 2) OBP: 0.306, SLG: 0.299 Orlando Palmeiro, L (9, PH) OBP: 0.280, SLG: 0.253 4 Eric Bruntlett, R (9, PH) OBP: 0.343, SLG: 0.319		G5-3			G4-3		K		F8	3 0 1	0 0 0	0 0 0	0 0 0	0 0 0	1 0 0	1 0 2
28 Adam Everett, R (1, 6) OBP: 0.301, SLG: 0.330			P6		K2-3			WP 2B		3	0	1	0	0	1	1
Roger Clemens, R (1, 1) Trever Miller, R (8, 1) 17 Lance Berkman, S (8, PH) OBP: 0.402, SLG: 0.601 37 Matt Albers, L (9, 1) Dan Wheeler, R (9, 1)			K		BB			P4		1 0 1 0 0	0 0 0 0 0	0 0 0 0 0	0 0 0 0 0	1 0 0 0 0	1 0 0 0 0	0 0 1 0 0
Inning Stats	R: 0 E: 0 K: 1 S: 9 H: 1 LOB: 1 BB: 0 P: 15	R: 0 E: 0 K: 0 S: 7 H: 0 LOB: 0 BB: 0 P: 10	R: 0 E: 0 K: 1 S: 7 H: 0 LOB: 0 BB: 0 P: 9	R: 0 E: 0 K: 1 S: 11 H: 1 LOB: 1 BB: 0 P: 20	R: 0 E: 0 K: 1 S: 10 H: 1 LOB: 2 BB: 1 P: 18	R: 0 E: 0 K: 0 S: 8 H: 0 LOB: 0 BB: 0 P: 15	R: 0 E: 0 K: 1 S: 5 H: 0 LOB: 0 BB: 0 P: 7	R: 0 E: 0 K: 1 S: 12 H: 1 LOB: 1 BB: 0 P: 18	R: 0 E: 0 K: 1 S: 14 H: 2 LOB: 2 BB: 0 P: 22	1B: 4 2B: 2 3B: 0 HR: 0 SF: 0 SAC: 0 DP: 1 HBP: 1						

AB	32
R	0
H	6
RBI	0
BB	1
SO	7
LOB	14

WP: 1 PB: 0 SB: 0 CS: 0 PA: 34

PITCHER		IP	WLS	BF	H	R	ER	SO	BB	IBB	HBP	BLK	WP	HR	S	P	ERA	WHIP
39 Aaron Harang, R ERA: 3.52	(1, 1)	8.0	W	29	4	0	0	6	1	0	1	0	1	0	69	112	0.00	0.625
56 Todd Coffey, R ERA: 3.2	(9, 1)	0.2	H	4	2	0	0	1	0	0	0	0	0	0	10	17	0.00	3.000
45 Bill Bray, L ERA: 3.49	(9, 1)	0.1	S	1	0	0	0	0	0	0	0	0	0	0	4	5	0.00	0.000

PITCHER	IP	WLS	BF	H	R	ER	SO	BB	IBB	HBP	BLK	WP	HR	S	P	ERA	WHIP

Batter	1	2	3	4	5	6	7	8	9	AB	R	H	RBI	BB	SO	LOB
6 Ryan Freel, R (1, 9) OBP: 0.392, SLG: 0.457	C C X 0-2 G5-3 1B		C S B S 1-3 ② K2-3	B D C C X 2-2 1-3 1B		C B C X 1-2 ③ F9			C F B F H 2-2 1-2 WP HBP	4	0	2	0	0	1	1
Royce Clayton, R (1, 6) OBP: 0.319, SLG: 0.348 Javier Valentin, S (9, PH) OBP: 0.287, SLG: 0.320	1 SAFE 1 SAFE C X 0-1 ① ② G5-3 1-2		C B B D B 4-1 BB	B B X 2-0 ③ G1-4-3			X 0-0 ① G6-3		C F B S 1-3 ① K 1-2 2-3	3 1	0 0	0 0	0 0	1 0	0 1	3 2
Ken Griffey Jr., L (1, 8) OBP: 0.288, SLG: 0.476	C B C F X 1-2 ③ G6-3		F B B B F X 3-2 ③ P5		S X 0-1 ① F8		X 0-0 ② G3		S X 0-1 ② P4	5	0	0	0	0	0	4
Rich Aurilia, R (1, 3) OBP: 0.343, SLG: 0.512		X 0-0 HR		C S X 0-2 2B 12 1B	C B X 1-1 2B 3B		C S S 0-3 ③ K		C C F S 0-3 ③ K	5	3	3	1	0	2	2
Adam Dunn, L (1, 7) OBP: 0.381, SLG: 0.554		X 0-0 12 G6-4-3 1B		1 SAFE F B X 1-1 4 1B 4 E 1-3 2B	B X 1-0 3-H 2B			C C B X 1-2 26 FC6-4 1B		4	1	4	1	0	0	0
12 Edwin Encarnación, R (1, 5) OBP: 0.384, SLG: 0.500		X 0-0 ① ② G6-4-3 1-2f		F X 0-1 4 E 4 E 3-H 1B	D B F X 2-1 ② G6-3			B F F F S 1-3 ① K		4	1	1	1	0	1	3
4 Brandon Phillips, R (1, 4) OBP: 0.337, SLG: 0.419	C F B B F F S 2-3 ③ K			X 0-0 E5 26 G5-3 61 FC5-2 1-H 2-H 1B	B S C S 1-3 ③ K			C C F F F D X 1-2 ② L6		4	0	1	0	0	2	2
26 David Ross, R (1, 2) OBP: 0.380, SLG: 0.675			B F B X 2-1 61 SH5-4 2B	B 2 SAFE X 1-0 G5-3 2-3		X 0-0 ① G3		F L F X 0-2 ③ FC6-4 1-2f		4	0	1	0	0	0	2
61 Bronson Arroyo, R (1, 1) OBP: 0.185, SLG: 0.275 37 Brian Shackelford, L (7, 1) 25 David Weathers, R (8, 1) Scott Hatteberg, L (9, PH) OBP: 0.419, SLG: 0.507		X 0-0 ① SH5-4 2-3	C B F X 1-2 ② FC5-2 6 1B 3-H			C B C B F X 2-2 ② G6-3			B C F B X 2-2 WP 6 HBP 1B	2 0 0 1	0 0 0 0	0 0 0 1	0 0 0 0	0 0 0 0	0 0 0 0	1 0 0 0

TOP

Cincinnati Reds @ Houston Astros

Minute Maid Park, Houston, TX

Wed Jul 26 2006, 7:05 PM CDT

Att. 34,381 - Roof Closed - 73 F

livebaseballscorecards.com

AB	37
R	5
H	13
RBI	3
BB	1
SO	7
LOB	20

Inning Stats	1	2	3	4	5	6	7	8	9	1B: 8	SF: 0	WP: 1	PA: 40
	R: 0 E: 0 K: 0 S: 9 H: 1 LOB: 0 BB: 0 P: 10	R: 1 E: 0 K: 1 S: 9 H: 2 LOB: 0 BB: 0 P: 11	R: 0 E: 0 K: 1 S: 10 H: 1 LOB: 2 BB: 1 P: 20	R: 3 E: 1 K: 0 S: 16 H: 5 LOB: 2 BB: 0 P: 23	R: 1 E: 0 K: 1 S: 10 H: 2 LOB: 1 BB: 0 P: 15	R: 0 E: 0 K: 0 S: 8 H: 0 LOB: 0 BB: 0 P: 11	R: 0 E: 0 K: 1 S: 5 H: 0 LOB: 0 BB: 0 P: 5	R: 0 E: 0 K: 1 S: 17 H: 1 LOB: 1 BB: 0 P: 20	R: 0 E: 0 K: 2 S: 16 H: 1 LOB: 2 BB: 0 P: 21	2B: 3 3B: 1 HR: 1	SAC: 1 DP: 1 HBP: 1	PB: 0 SB: 0 CS: 0	

PITCHER		IP	WLS	BF	H	R	ER	SO	BB	IBB	HBP	BLK	WP	HR	S	P	ERA	WHIP
Andy Pettitte, L ERA: 5.15	(1, 1)	5.0	W	25	11	5	4	3	1	0	0	0	0	1	54	79	7.20	2.400
Russ Springer, R ERA: 3.68	(6, 1)	1.0	H	3	0	0	0	0	0	0	0	0	0	0	8	11	0.00	0.000
Chad Qualls, R ERA: 3.22	(7, 1)	2.0	H	7	1	0	0	2	0	0	0	0	0	0	22	25	0.00	0.500
54 Brad Lidge, R ERA: 5.44	(9, 1)	0.1	H	3	1	0	0	1	0	0	1	0	1	0	10	15	0.00	3.000
Trever Miller, L ERA: 4.4	(9, 1)	0.1	H	1	0	0	0	0	0	0	0	0	0	0	2	2	0.00	0.000

PITCHER		IP	WLS	BF	H	R	ER	SO	BB	IBB	HBP	BLK	WP	HR	S	P	ERA	WHIP
Dan Wheeler, R ERA: 3.4	(9, 1)	0.1	S	1	0	0	0	1	0	0	0	0	0	0	4	4	0.00	0.000

Cincinnati Reds @ Houston Astros

Minute Maid Park, Houston, TX

Wed Jul 26 2006, 7:05 PM CDT
Att. 34,381 - Roof Closed - 73 F

livebaseballscorecards.com

BOTTOM

Batter	1	2	3	4	5	6	7	8	9	AB	R	H	RBI	BB	SO	LOB
Craig Biggio, R (1, 4) OBP: 0.330, SLG: 0.426	B B C X 2-1 HR		C B F F C 1-3 ① K		B X 1-0 2 1B 17 HR 1-2 2-3 3-H 1B		X 0-0 ① 1B			4	2	3	2	0	1	0
2 Chris Burke, R (1, 8) (6, 9) OBP: 0.364, SLG: 0.473	C B X 1-1 ① G6-3		B C C B F S 2-3 ② K		F X 0-1 17 HR 1-3 2-H 3-H 1B		S B B B F S 3-3 ② K			4	1	1	2	0	2	0
17 Lance Berkman, S (1, 3) OBP: 0.403, SLG: 0.617	C B B F B F F X 3-2 ② F8		C S B S 1-3 ③ K		C X 0-1 1-H 3-H HR		C X 0-1 HR			4	2	2	4	0	1	0
Aubrey Huff, L (1, 5) OBP: 0.343, SLG: 0.445	X 0-0 2B			B C C S 1-3 ① K	F B F X 1-2 ① L7		F B B B X 3-1 G6-3			4	0	1	0	0	1	0
Preston Wilson, R (1, 7) OBP: 0.314, SLG: 0.415	B B B C B 4-1 BB			S B X 1-1 ② G5-3	X 0-0 ② G1-3			B X 1-0 ① P6		3	0	0	0	1	0	0
Luke Scott, L (1, 9) OBP: 0.318, SLG: 0.455 Russ Springer, R (6, 1) Chad Qualls, R (7, 1) 16 Jason Lane, R (8, PH) OBP: 0.328, SLG: 0.391 54 Brad Lidge, R (9, 1) Trever Miller, R (9, 1) Dan Wheeler, R (9, 1)	C S B X 1-2 ③ F9			B B F X 2-1 ③ F8	C B S F B F C 2-3 ③ K			F C B S 1-3 ② K		3 0 0 1 0 0 0 0	0 0 0 0 0 0 0 0	0 0 0 0 0 0 0 0	0 0 0 0 0 0 0 0	0 0 0 1 0 0 0 0	1 0 0 0 0 0 0 0	2 0 0 0 0 0 0 0
Brad Ausmus, R (1, 2) OBP: 0.305, SLG: 0.301		C B B X 2-1 ① G1-3			B B B C X 3-1 E 1B 2B	S F B F X 1-2 ① P3		F B C B C 2-3 ③ K		4	1	1	0	0	1	0
28 Adam Everett, R (1, 6) OBP: 0.301, SLG: 0.328		C F X 0-2 ② P6			H 1-0 1B E 2 1B HBP	C X 0-1 ② F8				2	1	0	0	0	0	0
Andy Pettitte, L (1, 1) OBP: 0.167, SLG: 0.229 Willy Taveras, R (5, PH) OBP: 0.307, SLG: 0.312 (6, 8)		B C F B X 2-2 ③ G4-3			C X 0-1 FC6 1B 2 1B 1-2 2-3	C B S S 1-3 ③ K				1 2	0 1	0 0	0 0	0 0	0 1	0 2
Inning Stats	R: 1 E: 0 K: 0 S: 14 H: 2 LOB: 2 BB: 1 P: 25	R: 0 E: 0 K: 0 S: 8 H: 0 LOB: 0 BB: 0 P: 12	R: 0 E: 0 K: 3 S: 11 H: 0 LOB: 0 BB: 0 P: 15	R: 0 E: 0 K: 1 S: 7 H: 0 LOB: 0 BB: 0 P: 11	R: 6 E: 1 K: 1 S: 18 H: 4 LOB: 0 BB: 0 P: 26	R: 0 E: 0 K: 1 S: 9 H: 0 LOB: 0 BB: 0 P: 11	R: 1 E: 0 K: 1 S: 8 H: 2 LOB: 0 BB: 0 P: 14	R: 0 E: 0 K: 2 S: 7 H: 0 LOB: 0 BB: 0 P: 11		1B: 3 2B: 2 3B: 0 HR: 3	SF: 0 SAC: 0 DP: 0 HBP: 1			WP: 0 PB: 0 SB: 0 CS: 0	PA: 34		

	AB	32
	R	8
	H	8
	RBI	8
	BB	1
	SO	9
	LOB	4

PITCHER		IP	WLS	BF	H	R	ER	SO	BB	IBB	HBP	BLK	WP	HR	S	P	ERA	WHIP
61 Bronson Arroyo, R ERA: 3.2	(1, 1)	6.2	L	30	8	8	7	7	1	0	1	0	0	3	73	109	9.45	1.350
37 Brian Shackelford, L ERA: 7.5	(7, 1)	0.1		1	0	0	0	0	0	0	0	0	0	0	2	5	0.00	0.000
25 David Weathers, R ERA: 4.82	(8, 1)	1.0		3	0	0	0	2	0	0	0	0	0	0	7	11	0.00	0.000

PITCHER	IP	WLS	BF	H	R	ER	SO	BB	IBB	HBP	BLK	WP	HR	S	P	ERA	WHIP

Batter	1	2	3	4	5	6	7	8	9	AB	R	H	RBI	BB	SO	LOB
6 Ryan Freel, R (1, 9) OBP: 0.395, SLG: 0.470	B C X 1-1 1B 2B	C X 0-1 ② G5-3			B C F F S 1-3 ① K		C B F B B F X 3-2 S 1B		X 0-0 1B 3B	5	2	3	0	0	1	1
Adam Dunn, L (1, 7) OBP: 0.388, SLG: 0.566	F B X 1-1 HR 1B 2-H	S D D B F F X 3-2 HR 2-H			B B C F B B B 4-2 BB BB		1 SAFE 1 SAFE B B B C S B 4-2 BB 1-2		F D B C X 2-2 BB 1B 1B 3-H	3	3	3	4	2	0	0
Ken Griffey Jr., L (1, 8) OBP: 0.292, SLG: 0.485	1 SAFE B B B C X 2-1 HR 1-H	B B X 2-0 ③ G4-3			B B B B 4-0 G5-4-3 BB 1-2		X 0-0 ③ G4-3		1 SAFE B B B B B 4-0 1B BB 1-2	3	1	1	2	2	0	2
Rich Aurilia, R (1, 5) OBP: 0.340, SLG: 0.506 (8, 3)	B B X 2-0 ① P6		X 0-0 ① L8		D X 1-0 ②③ G5-4-3 1-2f			C B S C 1-3 ① K	B C S X 1-2 1B 1-3 2-H	5	0	1	1	0	1	2
Scott Hatteberg, L (1, 3) OBP: 0.417, SLG: 0.504 56 Todd Coffey, R (8, 1) Dewayne Wise, L (9, PH) OBP: 0.143, SLG: 0.143 Eddie Guardado, R (9, 1)	B C B B X 2-1 ② F8		C C B X 1-2 ② G3-1			X 0-0 4 G6-3 1B		B C T B S 2-3 ② K	X 0-0 ③ G4-3	4 0 1 0	0 0 0 0	1 0 0 0	0 0 0 0	0 0 0 0	1 0 0 0	0 0 2 0
Javier Valentin, S (1, 2) OBP: 0.286, SLG: 0.317	C S B S 1-3 ③ K		X 0-0 ③ G5-3			C B D B X 3-1 ① F7		F B F X 1-2 1B		4	0	1	0	0	1	1
4 Brandon Phillips, R (1, 4) OBP: 0.333, SLG: 0.414		X 0-0 ① P3		C F B X 1-2 ① G5-3		D X 1-0 ②③ G6-3 1-2f		C S F B S 1-3 ③ K		4	0	0	0	0	1	2
Royce Clayton, R (1, 6) OBP: 0.318, SLG: 0.347		B F X 1-1 54 S 54 2B 1B		B X 1-0 ② F7			C B C B B S 3-3 ① K		B C B F B X 3-2 ① G4-3	4	1	1	0	0	1	0
54 Elizardo Ramirez, S (1, 1) OBP: 0.192, SLG: 0.200 37 Brian Shackelford, L (7, 1) Gary Majewski, R (8, 1) 45 Bill Bray, L (8, 1) 9 Juan Castro, R (8, 5) OBP: 0.269, SLG: 0.353		B X 1-0 1-H HR 2B		S C S 0-3 ③ K			C S B S 1-3 ② K		B X 1-0 ② G6-3	3 0 0 0 0 1	1 0 0 0 0 0	1 0 0 0 0 0	1 0 0 0 0 0	0 0 0 0 0 0	2 0 0 0 0 0	0 0 0 0 0 0
Inning Stats	R: 3 E: 0 K: 1 S: 12 H: 3 LOB: 0 BB: 0 P: 21	R: 3 E: 0 K: 0 S: 11 H: 3 LOB: 0 BB: 0 P: 18	R: 0 E: 0 K: 0 S: 5 H: 0 LOB: 0 BB: 0 P: 6	R: 0 E: 0 K: 1 S: 7 H: 0 LOB: 0 BB: 0 P: 9	R: 0 E: 0 K: 1 S: 7 H: 0 LOB: 1 BB: 2 P: 17	R: 0 E: 0 K: 0 S: 4 H: 1 LOB: 0 BB: 0 P: 8	R: 0 E: 0 K: 2 S: 13 H: 1 LOB: 2 BB: 1 P: 24	R: 0 E: 0 K: 3 S: 13 H: 1 LOB: 1 BB: 0 P: 18	R: 2 E: 0 K: 0 S: 12 H: 3 LOB: 2 BB: 1 P: 23	1B: 7 2B: 2 3B: 1 HR: 2 SF: 0 SAC: 0 DP: 2 HBP: 0						

PITCHER		IP	WLS	BF	H	R	ER	SO	BB	IBB	HBP	BLK	WP	HR	S	P	ERA	WHIP
Taylor Buchholz, R ERA: 5.96	(1, 1)	2.0	L	12	6	6	6	1	0	0	0	0	0	2	23	39	27.00	3.000
37 Matt Albers, R ERA:	(3, 1)	5.0		18	2	0	0	4	3	0	0	0	0	0	36	64	0.00	1.000
Russ Springer, R ERA: 3.58	(8, 1)	1.0		4	1	0	0	3	0	0	0	0	0	0	13	18	0.00	1.000
54 Brad Lidge, R ERA: 5.74	(9, 1)	0.2		6	3	2	2	0	1	0	0	0	0	0	11	22	27.00	6.000
Dan Wheeler, R ERA: 3.38	(9, 1)	0.1		1	0	0	0	0	0	0	0	0	0	0	1	1	0.00	0.000

PITCHER	IP	WLS	BF	H	R	ER	SO	BB	IBB	HBP	BLK	WP	HR	S	P	ERA	WHIP

TOP

Cincinnati Reds @ Houston Astros

Minute Maid Park, Houston, TX

Thu Jul 27 2006, 7:05 PM CDT

Att. 38,254 - Roof Closed - 73 F

livebaseballscorecards.com

AB	37
R	8
H	12
RBI	8
BB	4
SO	8
LOB	10

WP: 0 PA: 41
PB: 0
SB: 2
CS: 0

Batter	1	2	3	4	5	6	7	8	9	AB	R	H	RBI	BB	SO	LOB
Craig Biggio, R (1, 4) OBP: 0.333, SLG: 0.431	X 0-0 17 BB 1B	1 SAFE B B S B C X 3-2 ③ F7			S F F F F B B 3-3 ③ K			C B X 1-1 17 1B 2B	C C B X 1-2 1B	5	1	3	0	0	1	2
2 Chris Burke, R (1, 8) OBP: 0.361, SLG: 0.464	X 0-0 ① F7		B B F F S 2-3 ① K			X 0-0 ① P6		C H 1-1 FC4-6 17 1B 1B HBP	S C F S 0-3 ② K	4	1	0	0	0	2	2
17 Lance Berkman, S (1, 3) OBP: 0.404, SLG: 0.614 41 Brandon Backe, R (8, PR) 16 Jason Lane, R (9, 3) OBP: 0.327, SLG: 0.389	B B B B 4-0 G4-6-3 1-2 BB		S B B B X 3-1 ② G4-3			X 0-0 ② G3		X 0-0 FC4-6 1-2 2-H 1B	S B B L S 1-2 ③ K	3 0 1	0 0 0	1 0 0	1 0 0	1 0 0	0 0 1	0 0 1
Aubrey Huff, L (1, 5) OBP: 0.339, SLG: 0.439	C F B X 1-2 ②③ G4-6-3 1-2f		B B F C S 2-3 ③ K			C B X 1-1 ③ F7		S B X 1-1 ① F7		4	0	0	0	0	1	4
Preston Wilson, R (1, 7) OBP: 0.313, SLG: 0.413		B X 1-0 ① L6		C S F B F F S 1-3 ① K			C C F F B X 1-2 2B 1B	B B F B X 3-1 ② FC4-6 1B 1-2f 2-3 1B		4	1	1	0	0	1	2
Luke Scott, L (1, 9) OBP: 0.346, SLG: 0.462		X 0-0 FC5-4 1B		S F B B B S 3-3 ② K			X 0-0 ① L8	S D F B B F X 3-2 1B 1-2 3-H 1B		4	0	2	1	0	1	1
Eric Munson, L (1, 2) OBP: 0.310, SLG: 0.387	C F X 0-2 ② FC5-4 28 1B 1-2f 1B			C F B B S 2-3 ③ K			C B X 1-1 1-3 2B	B F C X 1-2 1-2 2-H 1B		4	1	2	1	0	1	1
28 Adam Everett, R (1, 6) OBP: 0.300, SLG: 0.327	B 1 SAFE C X 1-1 1B 1-2 1B				C F C 0-3 ① K		C X 0-1 ② L5	B B C F S 2-3 ③ K		4	0	1	0	0	2	4
Taylor Buchholz, R (1, 1) OBP: 0.067, SLG: 0.034 Willy Taveras, R (2, PH) OBP: 0.309, SLG: 0.314 37 Matt Albers, L (3, 1) Mike Lamb, L (7, PH) OBP: 0.366, SLG: 0.502 Russ Springer, R (8, 1) 54 Brad Lidge, R (9, 1) Dan Wheeler, R (9, 1) 4 Eric Bruntlett, R (9, PH) OBP: 0.340, SLG: 0.315	C B X 1-1 1-3 2-H 1B				C C S 0-3 ② K		S B S F F D S 2-3 ③ K		B C B S S 2-3 ① K	0 1 1 1 0 1	0 0 0 0 0 0	0 1 0 0 0 0	0 1 0 0 0 0	0 0 0 1 0 0	0 0 1 2 0 0	0 0 0 0 0 0
Inning Stats	R: 0 H: 1 E: 0 LOB: 1 K: 0 BB: 1 S: 6 P: 11	R: 1 H: 3 E: 0 LOB: 2 K: 0 BB: 0 S: 12 P: 18	R: 0 H: 0 E: 0 LOB: 0 K: 2 BB: 0 S: 8 P: 15	R: 0 H: 0 E: 0 LOB: 0 K: 3 BB: 0 S: 12 P: 18	R: 0 H: 0 E: 0 LOB: 0 K: 3 BB: 0 S: 19 P: 22	R: 0 H: 0 E: 0 LOB: 0 K: 0 BB: 0 S: 4 P: 5	R: 0 H: 2 E: 0 LOB: 2 K: 1 BB: 0 S: 15 P: 19	R: 3 H: 4 E: 0 LOB: 2 K: 1 BB: 0 S: 18 P: 30	R: 0 H: 1 E: 0 LOB: 1 K: 3 BB: 0 S: 13 P: 17	1B: 9 2B: 2 3B: 0 HR: 0		SF: 0 SAC: 0 DP: 1 HBP: 1		WP: 0 PB: 0 SB: 0 CS: 0		PA: 39

PITCHER		IP	WLS	BF	H	R	ER	SO	BB	IBB	HBP	BLK	WP	HR	S	P	ERA	WHIP
54 Elizardo Ramirez, R ERA: 4.22	(1, 1)	6.2	W	26	6	1	1	8	1	0	0	0	0	0	71	101	1.35	1.050
37 Brian Shackelford, L ERA: 7.3	(7, 1)	0.1		1	0	0	0	1	0	0	0	0	0	0	5	7	0.00	0.000
Gary Majewski, R ERA: 4.37	(8, 1)	0.0		2	1	2	2	0	0	0	1	0	0	0	3	5	∞	∞
45 Bill Bray, L ERA: 3.72	(8, 1)	0.2		5	3	1	1	0	0	0	0	0	0	0	12	20	13.50	4.500
56 Todd Coffey, R ERA: 3.18	(8, 1)	0.1	H	1	0	0	0	1	0	0	0	0	0	0	3	5	0.00	0.000

PITCHER		IP	WLS	BF	H	R	ER	SO	BB	IBB	HBP	BLK	WP	HR	S	P	ERA	WHIP
Eddie Guardado, L ERA: 4.4	(9, 1)	1.0		4	1	0	0	3	0	0	0	0	0	0	13	17	0.00	1.000

BOTTOM

Cincinnati Reds @ Houston Astros

Minute Maid Park, Houston, TX

Thu Jul 27 2006, 7:05 PM CDT

Att. 38,254 - Roof Closed - 73 F

livebaseballscorecards.com

AB	37
R	4
H	11
RBI	4
BB	1
SO	13
LOB	19

Cincinnati Reds @ Milwaukee Brewers

Miller Park, Milwaukee, WI

Fri Jul 28 2006, 7:05 PM CDT

Att. 32,743 - Clear - 89 F

TOP

livebaseballscorecards.com

Batter	1	2	3	4	5	6	7	8	9	AB	R	H	RBI	BB	SO	LOB
6 Ryan Freel, R (1, 9) OBP: 0.392, SLG: 0.469	B X 1-0 ① G6-3	B C B B F C 3-3 ③ K		B B C B C F X 3-2 ③ G5-3		C B C X 1-2 ② F9		1 SAFE C X 0-1 1-H 2B		5	0	1	1	0	1	5
Adam Dunn, L (1, 7) OBP: 0.391, SLG: 0.567	B X 1-0 ② P3		B X 1-0 ① P5		B B C C F B X 3-2 G4-3 12 FC5 2B	S B F D B F F B 4-2 1-2 2B BB		I I I I 4-0 IBB		3	1	1	0	2	0	0
Ken Griffey Jr., L (1, 8) OBP: 0.297, SLG: 0.488	C S B B B B 4-2 BB		B B C X 2-1 1B		X 0-0 ① G4-3 2-3	B X 1-0 ③ 1-H 2-H 2B		C C B B X 2-2 ③ F8		4	0	2	1	1	0	3
12 Edwin Encarnación, R (1, 5) OBP: 0.376, SLG: 0.488 Eddie Guardado, R (9, 1)	B F F C 1-3 ③ K		F D S B S 2-3 ② K		X 0-0 FC5 BB 3-H		C F B B X 2-2 ① L8		X 0-0 ① F8	5 0	0 0	0 0	1 0	0 0	2 0	2 0
Scott Hatteberg, L (1, 3) OBP: 0.420, SLG: 0.507		C B F F B F X 2-2 4 1B BB 22 SF7 1B	F C F C 0-3 ③ K		B B C F F B B 4-2 1-2 BB		B B X 2-0 ② P3		X 0-0 2B	4	1	2	0	1	1	1
4 Brandon Phillips, R (1, 4) OBP: 0.334, SLG: 0.414		X 0-0 1-2 BB 1B		M X 0-1 22 SH3-4 BB 1B	X 0-0 ② P4		B F M S 1-3 ③ K		B F C C 1-3 ② K	5	0	2	0	0	2	3
Royce Clayton, R (1, 6) OBP: 0.317, SLG: 0.343		D B B B 4-0 1-2 2-3 BB		1 SAFE F B B X 1-1 ① L8	B C B S S 2-3 ③ K			F C F F B X 1-2 ① G6-3	C X 0-1 ③ P4	4	0	0	0	1	1	4
Jason LaRue, R (1, 2) OBP: 0.331, SLG: 0.327	B S X 1-1 ① P3			F B B B 1 SAFE F D B 4-2 22 SH3-4 1-2 BB		B X 1-0 ① F7		B F S B S 2-3 ② K		3	0	0	0	1	1	3
22 Eric Milton, L (1, 1) OBP: 0.194, SLG: 0.294 27 Chris Denorfia, R (8, PH) OBP: 0.353, SLG: 0.355 56 Todd Coffey, R (8, 1) 45 Bill Bray, L (8, 1) 9 Juan Castro, R (9, 5) OBP: 0.269, SLG: 0.353		C X 0-1 ② SF7 3-H		L L B X 1-2 ② SH3-4 1-2 2-3		S B B F B B 4-2 BB 2B BB		X 0-0 6 2B 1B		0 1 0 0 0	1 1 0 0 0	0 1 0 0 0	1 0 0 0 0	1 0 0 0 0	0 0 0 0 0	0 0 0 0 0
Inning Stats	R: 0 H: 0 E: 0 LOB: 1 K: 1 BB: 1 S: 7 P: 14	R: 1 H: 2 E: 0 LOB: 2 K: 1 BB: 1 S: 13 P: 23	R: 0 H: 1 E: 0 LOB: 1 K: 2 BB: 0 S: 10 P: 15	R: 0 H: 1 E: 0 LOB: 2 K: 0 BB: 1 S: 13 P: 22	R: 1 H: 1 E: 0 LOB: 2 K: 1 BB: 1 S: 13 P: 22	R: 1 H: 1 E: 0 LOB: 2 K: 0 BB: 2 S: 11 P: 22	R: 0 H: 0 E: 0 LOB: 0 K: 1 BB: 0 S: 7 P: 12	R: 1 H: 2 E: 0 LOB: 2 K: 1 BB: 1 S: 14 P: 23	R: 0 H: 1 E: 0 LOB: 1 K: 1 BB: 0 S: 7 P: 8	1B: 5 SF: 1 2B: 4 SAC: 1 3B: 0 DP: 0 HR: 0 HBP: 0						WP: 0 PA: 43 PB: 0 SB: 0 CS: 0	

	AB	34
	R	4
	H	9
	RBI	4
	BB	7
	SO	8
	LOB	21

PITCHER		IP	WLS	BF	H	R	ER	SO	BB	IBB	HBP	BLK	WP	HR	S	P	ERA	WHIP
Tomo Ohka, R ERA: 2.94	(1, 1)	5.0		25	5	2	2	5	4	0	0	0	0	0	56	96	3.60	1.800
Rick Helling, R ERA: 4.37	(6, 1)	2.0	B	8	1	1	1	1	2	0	0	0	0	0	18	34	4.50	1.500
Matt Wise, R ERA: 4.5	(8, 1)	0.2	L	5	2	1	1	1	0	1	0	0	0	0	11	18	13.50	3.000
Brian Shouse, L ERA: 2.77	(8, 1)	0.1		1	0	0	0	0	0	0	0	0	0	0	3	5	0.00	0.000
Francisco Cordero, R ERA: 4.71	(9, 1)	1.0		4	1	0	0	1	0	0	0	0	0	0	7	8	0.00	1.000

PITCHER		IP	WLS	BF	H	R	ER	SO	BB	IBB	HBP	BLK	WP	HR	S	P	ERA	WHIP

Batter	1	2	3	4	5	6	7	8	9	AB	R	H	RBI	BB	SO	LOB
Brady Clark, R (1, 8) OBP: 0.390, SLG: 0.351	C B X 1-1 9 2B 2B 1B	B X 1-0 ② F7		B B C B C F C 3-3 ③ K			X 0-0 ② G1-3		S X 0-1 9 G6-3 1-3 1B	5	1	2	0	0	1	0
9 Tony Graffanino, R (1, 4) OBP: 0.337, SLG: 0.402	C F B B X 2-2 2B 1-3 2B	C B B B F X 3-2 ③ F7			B C X 1-1 ① G5-3		C B B X 2-2 ③ F9		B F B F X 2-2 ② ③ G6-3 1-2f	5	1	1	0	0	0	2
Jeff Cirillo, R (1, 5) OBP: 0.386, SLG: 0.430	X 0-0 2 F9 28 1B 2-H 3-H 2B		C X 0-1 ① P3		B B C X 2-1 2B			B X 1-0 ① G3		4	1	2	2	0	0	0
2 Bill Hall, R (1, 6) OBP: 0.321, SLG: 0.566	D X 1-0 ① F9 2-3		B C B B C B 4-2 28 BB BB		C B B X 2-1 ② P4			F B C B B X 3-2 28 BB 1B		3	0	1	0	1	0	2
28 Prince Fielder, L (1, 3) OBP: 0.349, SLG: 0.501	F D X 1-1 1 G5-3 3-H 1B		B C B B C B 4-2 1-2 BB		B X 1-0 ③ F8			B C B B B 4-1 1-2 BB		2	0	1	1	2	0	1
1 Corey Hart, R (1, 7) OBP: 0.362, SLG: 0.391	C C B X 1-2 ② G5-3 1-2		X 0-0 ② F8			S X 0-1 ① F7		C X 0-1 ② P3		4	0	0	0	0	0	5
Geoff Jenkins, L (1, 9) OBP: 0.336, SLG: 0.402	S B F H 2-2 HBP		B X 1-0 ③ F8			C B B C X 2-2 ② F7		X 0-0 ③ L5		3	0	0	0	0	0	4
Damian Miller, R (1, 2) OBP: 0.320, SLG: 0.420 18 Gabe Gross, L (9, PR) OBP: 0.366, SLG: 0.476	S F C 0-3 ③ K			X 0-0 ① F9		B X 1-0 ③ L9			B F B B B B 4-1 1B BB	3 0	0 0	0 0	0 0	1 0	1 0	2 0
Tomo Ohka, S (1, 1) OBP: 0.105, SLG: 0.158 Rick Helling, R (6, 1) 22 Tony Gwynn Jr., L (7, PH) OBP: 0.500, SLG: 0.625 Matt Wise, R (8, 1) Brian Shouse, L (8, 1) Francisco Cordero, R (9, 1) 11 Mike Rivera, R (9, PH) OBP: 0.321, SLG: 0.500		C X 0-1 ① F9		C X 0-1 ② L9			M C T T F S 0-3 ① K2-3		S S S 0-3 ① K	2 0 0 1 0 0 0 1	0 0 0 0 0 0 0 0	0 0 0 0 0 0 0 0	0 0 0 0 0 0 0 0	0 0 0 0 0 0 0 1	0 0 1 0 0 0 0 1	0 0 0 0 0 0 0 1
Inning Stats	R: 3 E: 0 K: 1 S: 17 H: 4 LOB: 2 BB: 0 P: 25	R: 0 E: 0 K: 0 S: 6 H: 0 LOB: 0 BB: 0 P: 10	R: 0 E: 0 K: 0 S: 8 H: 0 LOB: 2 BB: 2 P: 17	R: 0 E: 0 K: 1 S: 7 H: 0 LOB: 0 BB: 0 P: 10	R: 0 E: 0 K: 0 S: 7 H: 1 LOB: 1 BB: 0 P: 13	R: 0 E: 0 K: 0 S: 6 H: 0 LOB: 0 BB: 0 P: 9	R: 0 E: 0 K: 1 S: 9 H: 0 LOB: 0 BB: 0 P: 11	R: 0 E: 0 K: 0 S: 8 H: 1 LOB: 2 BB: 1 P: 16	R: 0 E: 0 K: 1 S: 9 H: 1 LOB: 2 BB: 1 P: 15	1B: 4 2B: 3 3B: 0 HR: 0	SF: 0 SAC: 0 DP: 1 HBP: 1		WP: 0 PB: 0 SB: 0 CS: 0	PA: 38			

PITCHER		IP	WLS	BF	H	R	ER	SO	BB	IBB	HBP	BLK	WP	HR	S	P	ERA	WHIP
22 Eric Milton, L ERA: 5.37	(1, 1)	7.0	W	29	5	3	3	3	2	0	1	0	0	0	60	95	3.86	1.000
56 Todd Coffey, R ERA: 3.16	(8, 1)	0.1	H	2	1	0	0	0	0	0	0	0	0	0	4	8	0.00	3.000
45 Bill Bray, L ERA: 3.64	(8, 1)	0.2	H	3	0	0	0	0	1	0	0	0	0	0	4	8	0.00	1.500
Eddie Guardado, L ERA: 4.26	(9, 1)	1.0	S	4	1	0	0	1	1	0	0	0	0	0	9	15	0.00	2.000

PITCHER	IP	WLS	BF	H	R	ER	SO	BB	IBB	HBP	BLK	WP	HR	S	P	ERA	WHIP

BOTTOM

Cincinnati Reds @ Milwaukee Brewers

Miller Park, Milwaukee, WI

Fri Jul 28 2006, 7:05 PM CDT

Att. 32,743 - Clear - 89 F

livebaseballscorecards.com

AB	33
R	3
H	7
RBI	3
BB	4
SO	4
LOB	17

Cincinnati Reds @ Milwaukee Brewers

Miller Park, Milwaukee, WI

Sat Jul 29 2006, 6:05 PM CDT

Att. 43,000 - Clear - 90 F

livebaseballscorecards.com

TOP

Batter	1	2	3	4	5	6	7	8	9	AB	R	H	RBI	BB	SO	LOB
Royce Clayton, R (1, 6) OBP: 0.318, SLG: 0.342	B B X 2-0 ① F8	C S B B F F X 2-2 WP 3-H 1B		B B B B 4-1 S BB		C B B F S 2-3 ③ K			C X 0-1 F9 ①	4	0	1	1	1	1	0
Adam Dunn, L (1, 7) OBP: 0.393, SLG: 0.564	B B B B 4-0 1B 2B BB	S B C F S 1-3 ② K 1-2 2-3		C B B X 2-1 ② L8 1-2			H 1-0 S HBP		B B B C B 4-1 BB	2	1	0	0	2	1	3
Ken Griffey Jr., L (1, 8) OBP: 0.296, SLG: 0.483	C B C F F X 1-2 2B G3-1 1-2 1B	C F C 0-3 ③ K		S B C D X 2-2 ③ G1-3			X 0-0 ① L9		B B C F S 2-3 ② K	5	1	1	0	0	2	5
Rich Aurilia, R (1, 5) OBP: 0.338, SLG: 0.504	B B D C F X 3-2 G3-1 1-3 2-H 2B		C B B F F C 2-3 ① K		B C L B X 2-2 ① F9		1 SAFE B C X 1-1 ② G1-3 1-2		C X 0-1 ③ L6	5	0	1	1	0	1	2
Scott Hatteberg, L (1, 3) OBP: 0.418, SLG: 0.507	C F B B X 2-2 ② G3-1 2-3 3-H		C X 0-1 4 1B 2B		B B B C X 3-1 ② F8		B B S C X 2-2 ③ P4			4	0	1	1	0	0	2
4 Brandon Phillips, R (1, 4) OBP: 0.336, SLG: 0.415	C C D F F X 1-2 ③ G6-3		C B X 1-1 2-3 1B		B X 1-0 1B			B B C C S 2-3 ① K		4	0	2	0	0	1	1
26 David Ross, R (1, 2) OBP: 0.377, SLG: 0.669		F F B B X 2-2 SH5-4 1B 2B	C F F 1 F B S 1-3 ② K SAFE		X 0-0 ③ F8			C F B S 1-3 ② K		4	1	1	0	0	2	3
27 Chris Denorfia, R (1, 9) OBP: 0.368, SLG: 0.333		F B B C B B 4-2 WP SH5-4 BB	F F C 0-3 ③ K			B B X 2-0 ① G5-3		B B C B F B 4-2 BB		2	0	0	0	2	1	2
Justin Germano, R (1, 1)		X 0-0 ① SH5-4 1-2 2-3		C B F F S 1-3 ① K		C C S 0-3 ② K		C F X 0-2 ③ L8		2	0	0	0	0	2	0
Jason Standridge, R (6, 1)										0	0	0	0	0	0	0
37 Brian Shackelford, L (7, 1)										0	0	0	0	0	0	0
25 David Weathers, R (7, 1)										0	0	0	0	0	0	0
Javier Valentin, S (8, PH) OBP: 0.284, SLG: 0.315										1	0	0	0	0	0	1
Gary Majewski, R (8, 1)										0	0	0	0	0	0	0
Inning Stats	R: 2 E: 0 K: 0 S: 18 H: 2 LOB: 1 BB: 1 P: 31	R: 1 E: 0 K: 2 S: 19 H: 2 LOB: 2 BB: 1 P: 28	R: 0 E: 0 K: 3 S: 17 H: 2 LOB: 2 BB: 0 P: 21	R: 0 E: 0 K: 1 S: 10 H: 0 LOB: 1 BB: 1 P: 19	R: 0 E: 0 K: 0 S: 7 H: 1 LOB: 1 BB: 0 P: 13	R: 0 E: 0 K: 2 S: 7 H: 0 LOB: 0 BB: 0 P: 11	R: 0 E: 0 K: 0 S: 6 H: 0 LOB: 1 BB: 0 P: 10	R: 0 E: 0 K: 2 S: 12 H: 0 LOB: 1 BB: 1 P: 19	R: 0 E: 0 K: 1 S: 8 H: 0 LOB: 1 BB: 1 P: 14	1B: 4 2B: 3 3B: 0 HR: 0	SF: 0 SAC: 1 DP: 0 HBP: 1						

	AB	33
	R	3
	H	7
	RBI	3
	BB	5
	SO	11
	LOB	19

WP: 1 PB: 0 SB: 2 CS: 0 PA: 40

PITCHER		IP	WLS	BF	H	R	ER	SO	BB	IBB	HBP	BLK	WP	HR	S	P	ERA	WHIP
Doug Davis, L (1, 1) ERA: 5.02		5.0		25	7	3	3	6	3	0	0	0	1	0	71	112	5.40	2.000
Geremi Gonzalez, R (6, 1) ERA: 4.91		1.0	W	3	0	0	0	2	0	0	0	0	0	0	7	11	0.00	0.000
Brian Shouse, L (7, 1) ERA: 2.67		1.0	H	4	0	0	0	0	0	0	1	0	0	0	6	10	0.00	0.000
Francisco Cordero, R (8, 1) ERA: 4.62		1.0	H	4	0	0	0	2	1	0	0	0	0	0	12	19	0.00	1.000
Derrick Turnbow, R (9, 1) ERA: 5.88		1.0	S	4	0	0	0	1	1	0	0	0	0	0	8	14	0.00	1.000

PITCHER	IP	WLS	BF	H	R	ER	SO	BB	IBB	HBP	BLK	WP	HR	S	P	ERA	WHIP

Batter	1	2	3	4	5	6	7	8	9	AB	R	H	RBI	BB	SO	LOB
Brady Clark, R (1, 8) OBP: 0.387, SLG: 0.349	C C X 0-2 9 FC4 1B		B F F S 1-3 ① K	C C B C 1-3 ③ K		B B X 2-0 ③ L6		C B F X 1-2 ② FC1-6 9 CS 1-2f		5	0	1	0	0	2	3
9 Tony Graffanino, R (1, 4) OBP: 0.340, SLG: 0.403	C X 0-1 ① FC4 28 BB 1-2f		B C B F X 2-2 28 G3 1B 1B		C B B F F X 2-2 28 G4-6-3 1B		B F F B B S 3-3 ① K	B C 1-1 ③ CS 1-2		4	1	2	0	0	1	1
28 Prince Fielder, L (1, 3) OBP: 0.350, SLG: 0.508	B B B C B 4-1 1-2 BB		X 0-0 ② G3 1-2		B B X 2-0 ①② G4-6-3 1-2f		X 0-0 HR			3	1	1	1	1	0	2
Kevin Mench, R (1, 7) OBP: 0.337, SLG: 0.457	C S S 0-3 ② K		S S B X 1-2 2-H 1B		C B B F S 2-3 ③ K		X 0-0 E6			4	0	1	1	0	2	2
Geoff Jenkins, L (1, 9) OBP: 0.333, SLG: 0.398	C C B S 1-3 ③ K		X 0-0 ③ L4			B F B F S 2-3 ① K	B B F F S 2-3 ② K			4	0	0	0	0	3	4
David Bell, R (1, 5) OBP: 0.347, SLG: 0.401		B X 1-0 ① G6-3		B B C B B 4-1 2 HR BB		C X 0-1 2 G4-3 11 1B 2B	X 0-0 ③ G6-3			3	2	1	0	1	0	1
2 Bill Hall, R (1, 6) OBP: 0.323, SLG: 0.577		S S B C 1-3 ② K		D B X 2-0 1-H HR		X 0-0 ② G4-3 2-3		C B B X 2-1 11 G6-3 18 1B 2B		4	2	2	2	0	1	1
11 Mike Rivera, R (1, 2) OBP: 0.344, SLG: 0.500		C B F B X 2-2 1B		F X 0-1 ① G6-3		F B F B F X 2-2 22 E 3-H 1B		C X 0-1 ① G6-3 2-3		4	0	2	1	0	0	1
Doug Davis, R (1, 1) OBP: 0.087, SLG: 0.087 Geremi Gonzalez, R (6, 1) 22 Tony Gwynn Jr., L (6, PH) OBP: 0.444, SLG: 0.556 Brian Shouse, L (7, 1) Francisco Cordero, R (8, 1) 18 Gabe Gross, L (8, PH) OBP: 0.370, SLG: 0.479 Derrick Turnbow, R (9, 1)		S S B C 1-3 ③ K		C X 0-1 ② G3-1		B B X 2-0 E4 1-2		C B X 1-1 FC1-6 3-H 1B		2 0 1 0 0 1 0	0 0 0 0 0 0 0	0 0 0 0 0 1 0	0 0 0 0 0 1 0	0 0 0 0 0 0 0	1 0 1 0 0 0 0	1 0 1 0 0 0 0
Inning Stats	R: 0 E: 0 K: 2 S: 12 H: 1 LOB: 2 BB: 1 P: 17	R: 0 E: 0 K: 2 S: 10 H: 1 LOB: 1 BB: 0 P: 15	R: 1 E: 0 K: 1 S: 12 H: 2 LOB: 1 BB: 0 P: 16	R: 2 E: 0 K: 1 S: 9 H: 1 LOB: 0 BB: 1 P: 16	R: 0 E: 0 K: 1 S: 9 H: 1 LOB: 0 BB: 0 P: 15	R: 1 E: 1 K: 1 S: 12 H: 2 LOB: 2 BB: 0 P: 20	R: 1 E: 1 K: 2 S: 10 H: 1 LOB: 1 BB: 0 P: 15	R: 1 E: 0 K: 0 S: 10 H: 2 LOB: 0 BB: 0 P: 15		1B: 7 2B: 2 3B: 0 HR: 2 SF: 0 SAC: 0 DP: 1 HBP: 0				WP: 0 PB: 0 SB: 0 CS: 1	PA: 38	

PITCHER		IP	WLS	BF	H	R	ER	SO	BB	IBB	HBP	BLK	WP	HR	S	P	ERA	WHIP
Justin Germano, R ERA: 5.4	(1, 1)	5.2	L	27	8	4	4	8	2	0	0	0	0	1	63	96	6.35	1.765
Jason Standridge, R ERA: 4.61	(6, 1)	0.2		4	1	1	1	1	0	0	0	0	0	1	7	12	13.50	1.500
37 Brian Shackelford, L ERA: 7.11	(7, 1)	0.1		1	0	0	0	1	0	0	0	0	0	0	3	5	0.00	0.000
25 David Weathers, R ERA: 4.79	(7, 1)	0.1		1	0	0	0	0	0	0	0	0	0	0	1	1	0.00	0.000
Gary Majewski, R ERA: 4.45	(8, 1)	1.0		4	2	1	1	0	0	0	0	0	0	0	10	15	9.00	2.000

PITCHER	IP	WLS	BF	H	R	ER	SO	BB	IBB	HBP	BLK	WP	HR	S	P	ERA	WHIP

BOTTOM

Cincinnati Reds @ Milwaukee Brewers

Miller Park, Milwaukee, WI

Sat Jul 29 2006, 6:05 PM CDT
Att. 43,000 - Clear - 90 F

livebaseballscorecards.com

AB	35
R	6
H	11
RBI	6
BB	2
SO	10
LOB	17

Batter	1	2	3	4	5	6	7	8	9	AB	R	H	RBI	BB	SO	LOB
6 Ryan Freel, R (1, 9) OBP: 0.387, SLG: 0.462	X 0-0 ① F9		B X 1-0 ① F8			B B F B X 3-1 ① P4		C F B S 1-3 ③ K2-3		4	0	0	0	0	1	1
Adam Dunn, L (1, 7) OBP: 0.394, SLG: 0.563	C C S 0-3 ② K		F F S 0-3 ② K			B C S B B X 3-2 ② G6-3 1B			F B B X 2-1 HR 1B	4	1	2	0	0	2	0
Ken Griffey Jr., L (1, 8) OBP: 0.295, SLG: 0.490	C F B X 1-2 F7		B F S B C 2-3 ③ K			X 0-0 ②③ G6-3 1-2f			X 1-H 0-0 HR	4	1	1	2	0	1	1
Rich Aurilia, R (1, 5) OBP: 0.340, SLG: 0.515		C X 0-1 4 2B 1B		X 0-0 ① P4			B B X 2-0 ① G5-3		B C X 1-1 HR	4	1	2	1	0	0	0
Scott Hatteberg, L (1, 3) OBP: 0.416, SLG: 0.503		C C F B F F S 1-3 ① K		B B C X 2-1 ② F8			B F B X 2-1 4 G4-3 1B		B C S B X 2-2 ① G4-3	4	0	1	0	0	1	1
4 Brandon Phillips, R (1, 4) OBP: 0.338, SLG: 0.417		X 0-0 1-3 2B		S L S 0-3 ③ K			F B B B 1 SAFE F F X 2-2 ②③ G4-3 1-2f		B B F B F F F B 4-2 12 S 9 S BB	3	0	1	0	1	1	1
9 Juan Castro, R (1, 6) OBP: 0.269, SLG: 0.356		B F S S 1-3 ② K			C X 0-1 ① G6-3			B F B C X 2-2 2B	1 SAFE C B S F F F S 1-3 ② K 1-2	4	0	1	0	0	2	3
Jason LaRue, R (1, 2) OBP: 0.331, SLG: 0.322 12 Edwin Encarnación, R (9, PH) OBP: 0.378, SLG: 0.488 Brandon Watson, L (9, PR) OBP: 0.207, SLG: 0.179		I I I I 4-0 IBB			C B B S C 2-3 ② K			B S S C 1-3 ① K	F B S B B B B 4-2 26 S 2-3 BB	2 0 0	0 0 0	0 0 0	0 0 0	1 1 0	2 0 0	1 0 0
39 Aaron Harang, R (1, 1) OBP: 0.204, SLG: 0.170 37 Brian Shackelford, L (7, 1) 56 Todd Coffey, R (7, 1) Javier Valentin, S (8, PH) OBP: 0.282, SLG: 0.313 25 David Weathers, R (8, 1) 26 David Ross, R (9, PH) OBP: 0.374, SLG: 0.664		C F B S 1-3 ③ K			X 0-0 ③ G6-3			S X 0-1 ② P6	B S B B B C X 3-2 ③ G5-3 1-2	2 0 0 1 0 1	0 0 0 0 0 0	0 0 0 0 0 0	0 0 0 0 0 0	1 0 0 0 0 0	3 0 0 1 0 2	3 0 0 1 0 2

| Inning Stats | | |

Batter	1	2	3	4	5	6	7	8	9	AB	R	H	RBI	BB	SO	LOB
Brady Clark, R (1, 8) OBP: 0.388, SLG: 0.353	X 0-0 1B 2B	X 0-0 ③ G6-3			C S F B X 1-2 9 1B 1B	S F C 0-3 ③ K		X 0-0 ③ F7		5	1	2	0	0	1	3
9 Tony Graffanino, R (1, 4) OBP: 0.342, SLG: 0.405	F F S 0-3 ① K	C B S B X 2-2 ① F9			F X 0-1 1-2 1B	B C B B X 3-1 28 1B HR 1B				4	1	2	0	0	1	1
28 Prince Fielder, L (1, 3) OBP: 0.351, SLG: 0.507	B B B C B 4-1 1B BB	B B C S S 2-3 ② K			F C B S 1-3 ① K	C X 0-1 1-2 HR 1B				3	1	1	0	1	2	2
Kevin Mench, R (1, 7) OBP: 0.342, SLG: 0.470	F X 0-1 FC6-4 1-2 2-H 1B	X 0-0 WP 1B			S S C 0-3 ② K	S X 0-1 1-H 2-H HR				4	1	3	4	0	1	2
Geoff Jenkins, L (1, 9) OBP: 0.332, SLG: 0.395	C F B X 1-2 ② F8	B B B B 4-0 FC6-4 1-2 BB			S X 0-1 ③ P5		S S F B F X 1-2 ① G4-3			3	0	0	0	1	0	4
David Bell, R (1, 5) OBP: 0.343, SLG: 0.396	B S D F X 2-2 ③ FC6-4 1-2f	F B X 1-1 ③ FC6-4 1-2f				X 0-0 ① L6	X 0-0 ② G5-3			4	0	0	0	0	0	4
2 Bill Hall, R (1, 6) OBP: 0.325, SLG: 0.575		C C B X 1-2 1B	C F B B F S 2-3 ① K			C C B B B B 4-2 15 SH1-4 11 1B BB	C C F B S 1-3 ③ K			3	0	1	0	1	2	0
11 Mike Rivera, R (1, 2) OBP: 0.333, SLG: 0.471		S S D S 1-3 ① K	B S B S X 2-2 ② G5-3			1 S S F X SAFE 0-2 15 SH1-4 1-2 1B	F B F X 1-2 ① P5			4	0	1	0	0	1	1
15 Ben Sheets, R (1, 1) OBP: 0.083, SLG: 0.083		L B F L 1-3 ② K	S B S B F F B S 3-3 ③ K			L X 0-1 ② SH1-4 1-2 2-3		B C C C 1-3 ② K		3	0	0	0	0	3	1
Derrick Turnbow, R (9, 1)										0	0	0	0	0	0	0
Francisco Cordero, R (9, 1)										0	0	0	0	0	0	0
Inning Stats	R: 1 E: 0 K: 1 S: 13 H: 2 LOB: 2 BB: 1 P: 20	R: 0 E: 0 K: 2 S: 10 H: 1 LOB: 1 BB: 0 P: 13	R: 0 E: 0 K: 1 S: 9 H: 1 LOB: 2 BB: 1 P: 18	R: 0 E: 0 K: 2 S: 12 H: 0 LOB: 0 BB: 0 P: 19	R: 0 E: 0 K: 2 S: 14 H: 2 LOB: 2 BB: 0 P: 16	R: 0 E: 0 K: 1 S: 12 H: 1 LOB: 2 BB: 1 P: 16	R: 3 E: 0 K: 1 S: 16 H: 3 LOB: 0 BB: 0 P: 21	R: 0 E: 0 K: 1 S: 7 H: 0 LOB: 0 BB: 0 P: 9		1B: 8 2B: 1 3B: 0 HR: 1	SF: 0 SAC: 1 DP: 0 HBP: 0					

BOTTOM

Cincinnati Reds @ Milwaukee Brewers

Miller Park, Milwaukee, WI

Sun Jul 30 2006, 1:05 PM CDT
Att. 42,976 - Roof Closed - 78 F

livebaseballscorecards.com

AB	33
R	4
H	10
RBI	4
BB	3
SO	11
LOB	18

WP: 1 PB: 0 SB: 0 CS: 0 PA: 37

PITCHER		IP	WLS	BF	H	R	ER	SO	BB	IBB	HBP	BLK	WP	HR	S	P	ERA	WHIP
39 Aaron Harang, R ERA: 3.62	(1, 1)	6.0	L	31	10	4	4	9	3	0	0	0	1	1	76	111	6.00	2.167
37 Brian Shackelford, L ERA: 6.92	(7, 1)	0.1		1	0	0	0	0	0	0	0	0	0	0	5	6	0.00	0.000
56 Todd Coffey, R ERA: 3.12	(7, 1)	0.2		2	0	0	0	1	0	0	0	0	0	0	5	6	0.00	0.000
25 David Weathers, R ERA: 4.69	(8, 1)	1.0		3	0	0	0	1	0	0	0	0	0	0	7	9	0.00	0.000

PITCHER	IP	WLS	BF	H	R	ER	SO	BB	IBB	HBP	BLK	WP	HR	S	P	ERA	WHIP

Los Angeles Dodgers @ Cincinnati Reds

Great American Ball Park, Cincinnati, OH

Tue Aug 01 2006, 7:10 PM EDT

Att. 25,127 - Partly Cloudy - 93 F

livebaseballscorecards.com

TOP

Batter	1	2	3	4	5	6	7	8	9	AB	R	H	RBI	BB	SO	LOB
15 Rafael Furcal, S (1, 6) OBP: 0.353, SLG: 0.385	C X 0-1 WP 1B 1B	C B F S 1-3 ③ K		T B X 1-1 ① F8		B B F X 2-1 ② F8	B X 1-0 1-H 2-H 3-H 2B		C B D X 2-1 1-2 3-H 1B	6	0	3	4	0	1	2
Kenny Lofton, L (1, 8) OBP: 0.346, SLG: 0.378 51 Jonathan Broxton, R (9, 1)	B F X 1-1 WP 1-2 1B		C B B X 2-1 ① G3	B X 1-0 G6-3 1B		B X 1-0 ③ F8	C F X 0-2 ③ G1		F B F F B S 2-3 ③ K	6	0	2	0	0	1	4
										0	0	0	0	0	0	0
Julio Lugo, R (1, 4) OBP: 0.373, SLG: 0.495	C F S 0-3 ① K		B C F X 1-2 ② F9	X 0-0 ② G6-3 1-2			B B B C B 4-1 E 1B 55 FC6 BB	C B X 1-1 CS 1B		4	1	1	0	1	1	3
J.D. Drew, L (1, 9) OBP: 0.376, SLG: 0.461	B C S D B B 4-2 1-2 2-3 BB		S B F B F X 2-2 16 1B 2B	B C B B F C 3-3 ③ K			B B X 2-0 55 FC6 E 1-2 BB 1B	C C B F X 1-2 ① F8		4	2	2	0	1	1	2
16 Andre Ethier, L (1, 7) OBP: 0.389, SLG: 0.551	S S S 0-3 ② K		F B B B F F F E B X 3-2 HR 2-H 1B		B B X 2-0 ① F7		X 0-0 ① F8	C S 1 T SAFE 0-2 ② K		5	1	1	1	0	2	6
Wilson Betemit, S (1, 5) OBP: 0.352, SLG: 0.524	C S F B C 1-3 ③ K		F X 0-1 2-H HR		B X 1-0 ② L3		S B X 1-1 E9 55 FC6 1-2 2-3	B 1-0 ③ CS 1-2	X 0-0 55 G4-6-3 1B	5	1	2	2	0	1	5
55 Russell Martin, R (1, 2) OBP: 0.359, SLG: 0.457		S B B F F X 2-2 ① F7	B C F B X 2-2 7 S 7 2B 1B		F B C B X 2-2 ③ G6-3		S F D X 1-2 ② FC6 BB 7 BB 15 2B 1-2f 2-3 3-H		B S F X 1-2 ① ② G4-6-3 1-2f	5	2	1	1	0	0	3
7 James Loney, L (1, 3)		C B C F X 1-2 1B	C B X 1-1 1-H 2B			C B C X 1-2 ① G3-1	B D B 1 SAFE C B 4-1 BB 15 2B 1-2 BB		X 0-0 17 1B 15 1B 2B	4	2	3	1	1	0	0
Aaron Sele, R (1, 1) OBP: 0.208, SLG: 0.250 Ricky Ledee, L (7, PH) OBP: 0.294, SLG: 0.429 Olmedo Saenz, R (7, PH) OBP: 0.339, SLG: 0.553 Brett Tomko, R (7, 1) OBP: 0.154, SLG: 0.120 Joe Beimel, L (8, 1) 17 Jason Repko, R (9, PH) OBP: 0.378, SLG: 0.488 (9, 8)		L C B M 1-3 ② K	C X 0-1 ③ F7			F B X 1-1 1B	B C B B F B 4-2 1-2 2-3 3-H 15 2B BB		F C F B X 1-2 2-3 15 1B 1B	3 0 0 0 0 1	0 0 1 0 0 0	1 0 0 0 0 1	0 0 1 0 0 0	0 0 0 0 0 0	1 0 0 0 0 0	2 0 0 0 0 0
Inning Stats	R: 0 H: 2 E: 0 LOB: 3 K: 3 BB: 1 S: 16 P: 22	R: 0 H: 1 E: 0 LOB: 1 K: 2 BB: 0 S: 14 P: 19	R: 4 H: 5 E: 0 LOB: 1 K: 0 BB: 0 S: 23 P: 34	R: 0 H: 1 E: 0 LOB: 1 K: 1 BB: 0 S: 7 P: 12	R: 0 H: 0 E: 0 LOB: 0 K: 0 BB: 0 S: 5 P: 10	R: 0 H: 1 E: 0 LOB: 1 K: 0 BB: 0 S: 8 P: 13	R: 5 H: 2 E: 1 LOB: 1 K: 0 BB: 3 S: 16 P: 33	R: 0 H: 1 E: 0 LOB: 0 K: 1 BB: 0 S: 9 P: 12	R: 1 H: 4 E: 0 LOB: 2 K: 1 BB: 0 S: 15 P: 21	1B: 12 SF: 0 2B: 4 SAC: 0 3B: 0 DP: 1 HR: 1 HBP: 0						

	AB	43
	R	10
	H	17
	RBI	10
	BB	4
	SO	8
	LOB	27

WP: 1 PA: 48
PB: 0
SB: 1
CS: 1

PITCHER		IP	WLS	BF	H	R	ER	SO	BB	IBB	HBP	BLK	WP	HR	S	P	ERA	WHIP
61 Bronson Arroyo, R ERA: 3.31	(1, 1)	6.0		29	10	4	4	6	1	0	0	0	1	1	73	110	6.00	1.833
45 Bill Bray, L ERA: 3.6	(7, 1)	0.1	L	4	1	3	2	0	1	0	0	0	0	0	5	12	54.00	6.000
56 Todd Coffey, R ERA: 3.27	(7, 1)	0.1		2	0	0	0	0	1	0	0	0	0	0	5	10	0.00	3.000
Rheal Cormier, L ERA: 1.83	(7, 1)	0.1		3	1	2	0	0	1	0	0	0	0	0	6	11	0.00	6.000
Gary Majewski, R ERA: 4.38	(8, 1)	1.0		3	1	0	0	1	0	0	0	0	0	0	9	12	0.00	1.000

PITCHER		IP	WLS	BF	H	R	ER	SO	BB	IBB	HBP	BLK	WP	HR	S	P	ERA	WHIP
Kyle Lohse, R ERA: 7.1	(9, 1)	1.0		6	4	1	1	1	0	0	0	0	0	0	15	21	9.00	4.000

Los Angeles Dodgers @ Cincinnati Reds

Great American Ball Park, Cincinnati, OH

Tue Aug 01 2006, 7:10 PM EDT

Att. 25,127 - Partly Cloudy - 93 F

livebaseballscorecards.com

BOTTOM

Batter	1	2	3	4	5	6	7	8	9	AB	R	H	RBI	BB	SO	LOB
6 Ryan Freel, R (1, 9) OBP: 0.386, SLG: 0.463	C F B X 1-2 ① F8		C B C S 1-3 ② K			B C B X 2-1 HR 2B	B B X 2-0 ② F9			4	1	1	0	0	1	1
Adam Dunn, L (1, 7) OBP: 0.393, SLG: 0.568	C B B C S 2-3 ② K		B X 1-0 ③ G3			B B F X 2-1 2-H HR	S B B F F C 2-3 ③ K			4	1	1	2	0	2	1
Ken Griffey Jr., L (1, 8) OBP: 0.295, SLG: 0.487	C C B B B X 3-2 ③ G4-3			B F C X 1-2 ① G3-1		C B X 1-1 4 1B 1B		B C X 1-1 ① G3-1		4	0	1	0	0	0	0
Rich Aurilia, R (1, 5) OBP: 0.342, SLG: 0.513		B B X 2-0 G3-6-3 1B		B X 1-0 ② G6-3		F B X 1-1 ① F7		B B B B 4-0 G1-6-3 BB		3	0	1	0	1	0	1
Scott Hatteberg, L (1, 3) OBP: 0.411, SLG: 0.497		C B B S F X 2-2 ① ② G3-6-3 1-2f		C B X 1-1 ③ P2		X 0-0 ② F9		C B S F X 1-2 ② ③ G1-6-3 1-2f		4	0	0	0	0	0	3
4 Brandon Phillips, R (1, 4) OBP: 0.342, SLG: 0.424		B B C B C X 3-2 26 2B 2B			C B S X 1-2 ① G1-3	C 1 SAFE B X 1-1 1-2 1B			C C F B B X 2-2 G6-4-3 1B	4	1	3	0	0	0	0
26 David Ross, R (1, 2) OBP: 0.380, SLG: 0.695	B S F B B X 3-2 2-H 2B				B X 1-0 HR	X 0-0 ③ F9			F S B F X 1-2 ① F9	3	1	2	2	0	0	2
Rheal Cormier, L (7, 1)										0	0	0	0	0	0	0
Gary Majewski, R (8, 1)										0	0	0	0	0	0	0
Kyle Lohse, R (9, 1)										0	0	0	0	0	0	0
27 Chris Denorfia, R (9, PH) OBP: 0.359, SLG: 0.324										1	0	0	0	0	0	1
Royce Clayton, R (1, 6) OBP: 0.314, SLG: 0.338	C F X 0-2 ③ G5-3				B X 1-0 ② G6-3		F B F F B X 2-2 ① G6-3		F B X 1-1 ② ③ G6-4-3 1-2f	4	0	0	0	0	0	2
61 Bronson Arroyo, R (1, 1) OBP: 0.179, SLG: 0.264			C C X 0-2 ① G6-3		X 0-0 ③ G5-3		B X 1-0 1B			2	0	0	0	0	0	0
45 Bill Bray, L (7, 1)										0	0	0	0	0	0	0
56 Todd Coffey, R (7, 1)										0	0	0	0	0	0	0
Javier Valentin, S (7, 2) OBP: 0.287, SLG: 0.318										1	0	1	0	0	0	0
Inning Stats	R: 0 H: 0 E: 0 LOB: 0 K: 1 BB: 0 S: 9 P: 15	R: 1 H: 3 E: 0 LOB: 1 K: 0 BB: 0 S: 14 P: 24	R: 0 H: 0 E: 0 LOB: 0 K: 1 BB: 0 S: 7 P: 9	R: 0 H: 0 E: 0 LOB: 0 K: 0 BB: 0 S: 6 P: 9	R: 1 H: 1 E: 0 LOB: 0 K: 0 BB: 0 S: 6 P: 9	R: 2 H: 4 E: 0 LOB: 2 K: 0 BB: 0 S: 12 P: 19	R: 0 H: 1 E: 0 LOB: 1 K: 1 BB: 0 S: 10 P: 17	R: 0 H: 0 E: 0 LOB: 0 K: 0 BB: 1 S: 6 P: 12	R: 0 H: 1 E: 0 LOB: 0 K: 0 BB: 0 S: 10 P: 14							

	AB	34
	R	4
	H	10
	RBI	4
	BB	1
	SO	3
	LOB	11

| | | | | | | | | | |

Los Angeles Dodgers @ Cincinnati Reds

Great American Ball Park, Cincinnati, OH

Wed Aug 02 2006, 7:10 PM EDT

Att. 22,114 - Partly Cloudy - 91 F

TOP

livebaseballscorecards.com

Batter	1	2	3	4	5	6	7	8	9	AB	R	H	RBI	BB	SO	LOB
15 Rafael Furcal, S (1, 6) OBP: 0.352, SLG: 0.383	C B S B C 2-3 ① K		B C F X 1-2 3B 2-H 1B	C S F F F X 0-2 ③ G1-3		C B S F F X 1-2 ② G4-3		C C X 0-2 ③ L6		5	1	1	1	0	1	1
44 Takashi Saito, L (8, 1)										0	0	0	0	0	0	0
Kenny Lofton, L (1, 8) OBP: 0.347, SLG: 0.385	C F B B X 2-2 ② F7		X 0-0 1B 2-H 3B		C B B B C X 3-2 ① G4-3	F B X 1-1 ③ G4-3			X 0-0 G6-3 1B	5	1	2	1	0	0	0
Julio Lugo, R (1, 4) OBP: 0.374, SLG: 0.490	B B F C F S 2-3 ③ K		C F B F B D B 4-2 1B BB		C S B F B F B F B 4-2 16 S 2B BB		C X 0-1 ① P4		L B 1 SAFE 1 SAFE B X 2-1 ① G6-3 1-2	3	1	0	0	2	1	1
(8, 6)																
J.D. Drew, L (1, 9) OBP: 0.375, SLG: 0.458	B S B C S 2-3 ① K		X 0-0 1-2 3-H 1B		B C F B 1 SAFE D F S 3-3 ② K 1-2		B C C S 1-3 ② K		C X 0-1 ② F9	4	0	1	1	0	3	1
Elmer Dessens, R (7, 1)										0	0	0	0	0	0	0
18 Ramon Martinez, R (8, 4) OBP: 0.363, SLG: 0.373										1	0	0	0	0	0	1
16 Andre Ethier, L (1, 7) OBP: 0.390, SLG: 0.552	B S B B X 2-1 ② G6-3		F X 0-1 ② L8		F S B X 1-2 55 BB 2-H 2B		C F X 0-2 E S 1B		F B X 1-1 ③ G4-3	5	0	2	1	0	0	3
Wilson Betemit, S (1, 5) OBP: 0.351, SLG: 0.517	B F B C B X 3-2 ③ G4-3		C F X 0-2 ③ G6-3		B B B B 4-0 55 BB BB		S B B X 2-1 1-3 E4			3	0	0	0	1	0	3
55 Russell Martin, R (1, 2) OBP: 0.358, SLG: 0.451			C X 0-1 ① G5-3	X 0-0 ① G5-3	B S C B B B 4-2 1-2 2-3 BB		B M B X 2-1 ③ F8			3	0	0	0	1	0	2
7 James Loney, L (1, 3) OBP: 0.351, SLG: 0.380			B C B B B 4-1 31 2B BB	C B B B B 4-1 BB	C S S 0-3 ③ K			F B S X 1-2 ① F9		2	1	0	0	2	1	3
31 Brad Penny, R (1, 1) OBP: 0.222, SLG: 0.267			L 1 SAFE F B B B X 2-2 15 1B 1-H 2B	C L B F F F C 1-3 ② K		F B X 1-1 ① G5-3		F C B S 1-3 ② K		3	1	1	1	0	1	1
17 Jason Repko, R (7, 9) OBP: 0.374, SLG: 0.481										1	0	0	0	0	1	0

	AB	35
	R	5
	H	7
	RBI	5
	BB	6
	SO	8
	LOB	16

Inning Stats																								
	R: 0	H: 0	R: 0	H: 0	R: 4	H: 4	R: 0	H: 0	R: 1	H: 1	R: 0	H: 0	R: 0	H: 1	R: 0	H: 0	R: 0	H: 1	1B: 4	SF: 0	WP: 0	PA: 41
	E: 0	LOB: 0	E: 0	LOB: 0	E: 0	LOB: 2	E: 0	LOB: 1	E: 0	LOB: 3	E: 0	LOB: 0	E: 1	LOB: 2	E: 0	LOB: 0	E: 0	LOB: 1	2B: 2	SAC: 0	PB: 0	
	K: 2	BB: 0	K: 1	BB: 0	K: 0	BB: 2	K: 1	BB: 1	K: 2	BB: 3	K: 0	BB: 0	K: 1	BB: 0	K: 1	BB: 0	K: 0	BB: 0	3B: 1	DP: 0	SB: 2	
	S: 11	P: 17	S: 8	P: 15	S: 19	P: 30	S: 13	P: 18	S: 20	P: 39	S: 9	P: 12	S: 12	P: 17	S: 9	P: 11	S: 7	P: 10	HR: 0	HBP: 0	CS: 0	

PITCHER		IP	WLS	BF	H	R	ER	SO	BB	IBB	HBP	BLK	WP	HR	S	P	ERA	WHIP
54 Elizardo Ramirez, R ERA: 4.47	(1, 1)	4.2	L	23	5	5	5	5	4	0	0	0	0	0	66	106	9.64	1.929
Jason Standridge, R ERA: 4.5	(5, 1)	0.1		3	0	0	0	1	2	0	0	0	0	0	5	13	0.00	6.000
25 David Weathers, R ERA: 4.5	(6, 1)	2.0		8	1	0	0	1	0	0	0	0	0	0	21	29	0.00	0.500
56 Todd Coffey, R ERA: 3.21	(8, 1)	1.0		3	0	0	0	1	0	0	0	0	0	0	9	11	0.00	0.000
Rheal Cormier, L ERA: 1.78	(9, 1)	1.0		4	1	0	0	0	0	0	0	0	0	0	7	10	0.00	1.000

PITCHER	IP	WLS	BF	H	R	ER	SO	BB	IBB	HBP	BLK	WP	HR	S	P	ERA	WHIP

BOTTOM

Los Angeles Dodgers @ Cincinnati Reds

Great American Ball Park, Cincinnati, OH

Wed Aug 02 2006, 7:10 PM EDT

Att. 22,114 - Partly Cloudy - 91 F

livebaseballscorecards.com

Batter	1	2	3	4	5	6	7	8	9	AB	R	H	RBI	BB	SO	LOB
6 Ryan Freel, R (1, 9) OBP: 0.390, SLG: 0.463	B C B F B X 3-2 CS 1B		C F F B B F B X 3-2 ② F9 2-3		C C B B F F B B 4-2 PO BB			C C B B B 4-2 BB		2	0	1	0	2	0	1
Adam Dunn, L (1, 7) OBP: 0.389, SLG: 0.562	B 1 SAFE B 1 SAFE C C F S 2-3 ① ② K 1-2		F F C 0-3 ③ K		F S B F F F F 1 SAFE 1-2 ③ PO 1-2	C C B F T 1-2 ① K		B B C B 1 SAFE C S 3-3 ② K		4	0	0	0	0	4	3
Ken Griffey Jr., L (1, 8) OBP: 0.294, SLG: 0.494	F B F B S 2-3 ③ K			B X 1-0 HR		B C F B X 2-2 ② G4-3		D C C B F X 3-2 ③ F7		4	1	1	1	0	1	1
12 Edwin Encarnación, R (1, 5) OBP: 0.373, SLG: 0.480		C C B B F B X 3-2 ① G6-3		S X 0-1 ① G5-3		C X 0-1 ③ G6-3			C B B S S 2-3 ① K	4	0	0	0	0	1	0
Scott Hatteberg, L (1, 3) OBP: 0.409, SLG: 0.503		B X 1-0 ② F7		C B F X 1-2 HR			C F B C 1-3 ① K		B B C C B S 3-3 ② K	4	1	1	1	0	2	0
4 Brandon Phillips, R (1, 4) OBP: 0.341, SLG: 0.420	B B F C F F B B 4-2 BB			B C S S 1-3 ② K			B C F X 1-2 ② F7		B C F S 1-3 ③ K	3	0	0	0	1	2	0
26 David Ross, R (1, 2) OBP: 0.373, SLG: 0.679	C X 0-1 ③ P4			F F S 0-3 ③ K			B C B F S 2-3 ③ K			3	0	0	0	0	2	1
Royce Clayton, R (1, 6) OBP: 0.315, SLG: 0.346			F B F F X 1-2 E6 6 F9 54 SH1-4		B C C X 1-2 ① G4-3			C B B S F X 2-2 HR		3	1	1	1	0	0	0
54 Elizardo Ramirez, S (1, 1) Jason Standridge, R (5, 1) Jason LaRue, R (5, PH) OBP: 0.330, SLG: 0.320 25 David Weathers, R (6, 1) 56 Todd Coffey, R (8, 1) 27 Chris Denorfia, R (8, PH) OBP: 0.350, SLG: 0.314 Rheal Cormier, L (9, 1)			B X 1-0 ① SH1-4 1-2		B F B X 2-1 ② G5-3			C B B S C 2-3 ① K		0 0 1 0 0 0 1 0	0 0 0 0 0 0 0 0	0 0 0 0 0 0 0 0	0 0 0 0 0 0 0 0	0 0 0 0 0 0 1 0	0 0 0 0 0 0 0 0	0 0 0 0 0 0 0 0
Inning Stats	R: 0 H: 1 E: 0 LOB: 0 K: 2 BB: 0 S: 10 P: 17	R: 0 H: 0 E: 0 LOB: 1 K: 0 BB: 1 S: 11 P: 19	R: 0 H: 0 E: 1 LOB: 1 K: 1 BB: 0 S: 13 P: 18	R: 2 H: 2 E: 0 LOB: 0 K: 2 BB: 0 S: 12 P: 15	R: 0 H: 0 E: 0 LOB: 0 K: 0 BB: 1 S: 15 P: 23	R: 0 H: 0 E: 0 LOB: 0 K: 1 BB: 0 S: 9 P: 12	R: 0 H: 0 E: 0 LOB: 0 K: 2 BB: 0 S: 9 P: 13	R: 1 H: 1 E: 0 LOB: 1 K: 2 BB: 1 S: 16 P: 30	R: 0 H: 0 E: 0 LOB: 0 K: 3 BB: 0 S: 9 P: 15	1B: 1 SF: 0 2B: 1 SAC: 1 3B: 0 DP: 1 HR: 3 HBP: 0						WP: 0 PA: 34 PB: 0 SB: 0 CS: 1

	AB	29
	R	3
	H	4
	RBI	3
	BB	3
	SO	13
	LOB	6

PITCHER		IP	WLS	BF	H	R	ER	SO	BB	IBB	HBP	BLK	WP	HR	S	P	ERA	WHIP
31 Brad Penny, R ERA: 3.5	(1, 1)	6.0	W	22	3	2	2	6	2	0	0	0	0	2	70	104	3.00	0.833
Elmer Dessens, R ERA: 4.13	(7, 1)	1.2	H	7	1	1	1	4	1	0	0	0	0	1	21	36	5.40	1.200
44 Takashi Saito, R ERA: 2.42	(8, 1)	1.1	S	4	0	0	0	3	0	0	0	0	0	0	13	22	0.00	0.000

PITCHER		IP	WLS	BF	H	R	ER	SO	BB	IBB	HBP	BLK	WP	HR	S	P	ERA	WHIP

Los Angeles Dodgers @ Cincinnati Reds

Great American Ball Park, Cincinnati, OH

Thu Aug 03 2006, 7:10 PM EDT
Att. 26,045 - Partly Cloudy - 92 F

livebaseballscorecards.com

TOP

Batter	1	2	3	4	5	6	7	8	9	AB	R	H	RBI	BB	SO	LOB
15 Rafael Furcal, S (1, 6) OBP: 0.353, SLG: 0.386	HR 1B	G4-3			P6			3B 2B		4	2	2	0	0	0	1
Julio Lugo, R (1, 4) OBP: 0.372, SLG: 0.493	P3		K		G1-3			2-H 3B		4	0	1	1	0	1	1
J.D. Drew, L (1, 9) OBP: 0.371, SLG: 0.453	F7		F7			P6		F9		4	0	0	0	0	0	2
Olmedo Saenz, R (1, 3) OBP: 0.343, SLG: 0.569 Kenny Lofton, L (8, PR) OBP: 0.347, SLG: 0.385 7 James Loney, L (8, 3) OBP: 0.351, SLG: 0.380	1-H HR		F9			K		IBB		3 0 0	1 0 0	1 0 0	2 0 0	1 0 0	1 0 0	0 0 0
16 Andre Ethier, L (1, 7) OBP: 0.391, SLG: 0.560	3B			55 CS 1B		F7		P5		4	0	2	0	0	0	2
Wilson Betemit, S (1, 5) OBP: 0.345, SLG: 0.507	K			F8			K	F9		4	0	0	0	0	2	4
55 Russell Martin, R (1, 2) OBP: 0.367, SLG: 0.462		SH1-4 1B		1-2 1B			2B	G4-6-3 BB		3	0	3	0	1	0	0
17 Jason Repko, R (1, 8) OBP: 0.358, SLG: 0.459		P6		G2			P4	F7		4	0	0	0	0	0	4
Greg Maddux, R (1, 1) OBP: 0.128, SLG: 0.111 Joe Beimel, L (7, 1) 51 Jonathan Broxton, R (7, 1) Ricky Ledee, L (9, PH) OBP: 0.288, SLG: 0.420 44 Takashi Saito, L (9, 1)		SH1-4 1-2			F8			G4-3	G4-6-3 1-2f	2 0 0 1 0	0 0 0 0 0	0 0 0 0 0	0 0 0 0 0	0 0 0 0 0	0 0 0 0 0	1 0 0 1 0
Inning Stats	R: 2 E: 0 K: 1 S: 12 H: 3 LOB: 1 BB: 0 P: 15	R: 0 E: 0 K: 0 S: 11 H: 1 LOB: 1 BB: 0 P: 18	R: 0 E: 0 K: 1 S: 8 H: 0 LOB: 0 BB: 0 P: 12	R: 0 E: 0 K: 0 S: 14 H: 2 LOB: 1 BB: 0 P: 19	R: 0 E: 0 K: 0 S: 4 H: 0 LOB: 0 BB: 0 P: 6	R: 0 E: 0 K: 1 S: 7 H: 0 LOB: 0 BB: 0 P: 12	R: 0 E: 0 K: 1 S: 8 H: 1 LOB: 1 BB: 0 P: 11	R: 1 E: 0 K: 0 S: 11 H: 2 LOB: 2 BB: 1 P: 20	R: 0 E: 0 K: 0 S: 8 H: 0 LOB: 0 BB: 1 P: 16	1B: 4 2B: 2 3B: 2 HR: 1 SF: 0 SAC: 1 DP: 1 HBP: 0						

AB	33
R	3
H	9
RBI	3
BB	2
SO	4
LOB	16

WP: 0 PA: 36
PB: 0
SB: 0
CS: 1

PITCHER		IP	WLS	BF	H	R	ER	SO	BB	IBB	HBP	BLK	WP	HR	S	P	ERA	WHIP
22 Eric Milton, L ERA: 5.2	(1, 1)	7.0	L	27	7	2	2	4	0	0	0	0	0	1	64	93	2.57	1.000
56 Todd Coffey, R ERA: 3.38	(8, 1)	0.0		2	2	1	1	0	0	0	0	0	0	0	5	9	∞	∞
45 Bill Bray, L ERA: 3.48	(8, 1)	1.0		4	0	0	0	0	0	1	0	0	0	0	6	11	0.00	0.000
Gary Majewski, R ERA: 4.31	(9, 1)	1.0		3	0	0	0	0	1	0	0	0	0	0	8	16	0.00	1.000

PITCHER	IP	WLS	BF	H	R	ER	SO	BB	IBB	HBP	BLK	WP	HR	S	P	ERA	WHIP

Los Angeles Dodgers @ Cincinnati Reds

Great American Ball Park, Cincinnati, OH

Thu Aug 03 2006, 7:10 PM EDT

Att. 26,045 - Partly Cloudy - 92 F

livebaseballscorecards.com

BOTTOM

Batter	1	2	3	4	5	6	7	8	9	AB	R	H	RBI	BB	SO	LOB
6 Ryan Freel, R (1, 9) OBP: 0.388, SLG: 0.458	G4-3			L5		P6			PB BB HBP	3	0	0	0	0	0	0
Scott Hatteberg, L (1, 3) OBP: 0.416, SLG: 0.505	G3-5-1 BB			G1-3 BB			1B		PB 1-2 BB	1	0	1	0	3	0	0
Ken Griffey Jr., L (1, 8) OBP: 0.291, SLG: 0.487	G3-5-1 1-2f			G1-3 1-2			SAFE K		K 1-2 2-3	4	0	0	0	0	2	5
Adam Dunn, L (1, 7) OBP: 0.386, SLG: 0.556		K		G4-3			SAFE K		K	4	0	0	0	0	3	4
Rich Aurilia, R (1, 4) OBP: 0.339, SLG: 0.507		G5-3			G5-3		K			3	0	0	0	0	1	1
12 Edwin Encarnación, R (1, 5) OBP: 0.372, SLG: 0.478		G5-3			L7			G4-3 1B		3	0	1	0	0	0	0
Javier Valentin, S (1, 2) OBP: 0.281, SLG: 0.311			K		F9			G4-3 1-2f		3	0	0	0	0	1	1
Royce Clayton, R (1, 6) OBP: 0.315, SLG: 0.344			22 G4-6-3 BB			G6-3		G4-3		2	0	0	0	1	0	0
22 Eric Milton, L (1, 1) OBP: 0.184, SLG: 0.278			G4-6-3 1-2f			K			G5-3	2	0	0	0	0	1	1
56 Todd Coffey, R (8, 1)										0	0	0	0	0	0	0
45 Bill Bray, L (8, 1)										0	0	0	0	0	0	0
Gary Majewski, R (9, 1)										0	0	0	0	0	0	0
4 Brandon Phillips, R (9, PH) OBP: 0.340, SLG: 0.419										1	0	0	0	0	0	0
Inning Stats	R: 0 E: 0 K: 0 S: 10 H: 0 LOB: 0 BB: 1 P: 17	R: 0 E: 0 K: 1 S: 5 H: 0 LOB: 0 BB: 0 P: 9	R: 0 E: 0 K: 1 S: 6 H: 0 LOB: 0 BB: 1 P: 13	R: 0 E: 0 K: 0 S: 8 H: 0 LOB: 1 BB: 1 P: 13	R: 0 E: 0 K: 0 S: 6 H: 0 LOB: 0 BB: 0 P: 10	R: 0 E: 0 K: 1 S: 6 H: 0 LOB: 0 BB: 0 P: 10	R: 0 E: 0 K: 3 S: 14 H: 1 LOB: 1 BB: 0 P: 21	R: 0 E: 0 K: 0 S: 3 H: 1 LOB: 0 BB: 0 P: 4	R: 0 E: 0 K: 2 S: 13 H: 0 LOB: 2 BB: 1 P: 23	1B: 2 2B: 0 3B: 0 HR: 0	SF: 0 SAC: 0 DP: 3 HBP: 1						

	AB	26
	R	0
	H	2
	RBI	0
	BB	4
	SO	8
	LOB	12

WP: 0 PB: 1 SB: 0 CS: 0 PA: 31

PITCHER		IP	WLS	BF	H	R	ER	SO	BB	IBB	HBP	BLK	WP	HR	S	P	ERA	WHIP
Greg Maddux, R ERA: 4.49	(1, 1)	6.0	W	19	0	0	0	3	3	0	0	0	0	0	41	72	0.00	0.500
Joe Beimel, L ERA: 3.6	(7, 1)	0.2	H	3	1	0	0	2	0	0	0	0	0	0	10	17	0.00	1.500
51 Jonathan Broxton, R ERA: 3.1	(7, 1)	1.1	H	4	1	0	0	1	0	0	0	0	0	0	7	8	0.00	0.750
44 Takashi Saito, R ERA: 2.38	(9, 1)	1.0	S	5	0	0	0	2	1	0	1	0	0	0	13	23	0.00	1.000

PITCHER		IP	WLS	BF	H	R	ER	SO	BB	IBB	HBP	BLK	WP	HR	S	P	ERA	WHIP

Batter	1	2	3	4	5	6	7	8	9	AB	R	H	RBI	BB	SO	LOB
14 Willy Aybar, S (1, 5) OBP: 0.358, SLG: 0.396	C B F B C 2-3 ① K		C F B B B F F B X 3-2 FC5-4 1B		C B B B B 4-1 WP BB		X 0-0 ① F7	C B B C C 2-3 ③ K		4	0	1	0	1	2	2
Marcus Giles, R (1, 4) OBP: 0.356, SLG: 0.390	F B F X 1-2 1B 1B		B B F X 2-1 ① FC5-4 CS 1-2f		B F B S F F B B 4-2 1-2 BB		F B X 1-1 11 F9 1-H 2B		B B C F B X 3-2 11 2B 1B	4	0	3	1	1	0	1
11 Edgar Renteria, R (1, 6) OBP: 0.386, SLG: 0.464	X 0-0 ② F9		B B X 2-0 ② P6		D C X 1-1 ① F9		F F B X 1-2 ② F9 2-3		B F F F F B B X 3-2 1-3 2B	5	0	1	0	0	0	5
Andruw Jones, R (1, 8) OBP: 0.354, SLG: 0.518	B D C B C F F X 3-2 1-3 1B		C C 0-2 ③ CS 1-2	B C B B X 3-1 E5 16 HR	S B X 1-1 ② F9		I I I 4-0 16 FC4-6 IBB		I I I 4-0 7 G5-4-3 IBB	3	1	1	0	2	0	2
16 Brian McCann, L (1, 2) OBP: 0.389, SLG: 0.541	B B F X 2-1 ③ F8			S X 0-1 2-H HR	C B S F S 1-3 ③ K		C X 0-1 ③ FC4-6 1-2f		S X 0-1 ① F7	5	1	1	2	0	1	9
7 Jeff Francoeur, R (1, 9) OBP: 0.281, SLG: 0.449		B S X 1-1 ① P3	C F X 0-2 ① P3		B X 1-0 ① G1-3			X 0-0 HR	B C X 1-1 ② ③ G5-4-3 1-2f	5	1	1	1	0	0	3
Scott Thorman, L (1, 3) OBP: 0.287, SLG: 0.482		B S F X 1-2 ② L6	C B B S F B X 3-2 ② P5		S X 0-1 ② G4-3			F B S B X 2-2 G4-3 2B		4	0	1	0	0	0	0
Ryan Langerhans, L (1, 7) OBP: 0.343, SLG: 0.389 23 Matt Diaz, R (8, PH) OBP: 0.337, SLG: 0.442 (8, 7)		B B S S S F B B 4-2 BB	F C X 0-2 2B		B B B C S F F X 3-2 G3			X 0-0 ① F9		2 1	0 0	1 0	0 0	1 0	0 0	0 1
36 Chuck James, L (1, 1) 54 Chad Paronto, R (6, 1) 4 Pete Orr, L (7, PH) OBP: 0.217, SLG: 0.289 Ken Ray, R (7, 1) Adam LaRoche, L (8, PH) OBP: 0.336, SLG: 0.552 49 Macay McBride, L (8, 1)		C T F X 0-2 ③ G1	X 0-0 ③ P5			B C B F X 2-2 2B 1B		B F X 1-1 ② G4-3 2-3		2 0 1 0 1 0	0 0 1 0 0 0	0 0 0 0 0 0	0 0 0 0 0 0	0 0 0 0 0 0	0 0 0 0 0 0	2 0 0 0 1 0
Inning Stats	R: 0 H: 2 E: 0 LOB: 2 K: 1 BB: 0 S: 14 P: 22	R: 0 H: 0 E: 0 LOB: 1 K: 0 BB: 1 S: 12 P: 18	R: 0 H: 1 E: 0 LOB: 0 K: 0 BB: 0 S: 11 P: 18	R: 2 H: 2 E: 1 LOB: 1 K: 0 BB: 0 S: 15 P: 21	R: 0 H: 0 E: 0 LOB: 2 K: 1 BB: 2 S: 13 P: 24	R: 0 H: 0 E: 0 LOB: 0 K: 0 BB: 0 S: 8 P: 12	R: 1 H: 2 E: 0 LOB: 2 K: 0 BB: 1 S: 11 P: 19	R: 1 H: 2 E: 0 LOB: 1 K: 1 BB: 0 S: 10 P: 15	R: 0 H: 2 E: 0 LOB: 2 K: 0 BB: 1 S: 12 P: 23	1B: 5 SF: 0 2B: 4 SAC: 0 3B: 0 DP: 1 HR: 2 HBP: 0						WP: 1 PA: 43 PB: 0 SB: 0 CS: 1

TOP

Atlanta Braves @ Cincinnati Reds

Great American Ball Park, Cincinnati, OH

Fri Aug 04 2006, 7:10 PM EDT
Att. 33,655 - Partly Cloudy - 85 F

livebaseballscorecards.com

AB	37
R	4
H	11
RBI	4
BB	5
SO	3
LOB	26

PITCHER		IP	WLS	BF	H	R	ER	SO	BB	IBB	HBP	BLK	WP	HR	S	P	ERA	WHIP
39 Aaron Harang, R ERA: 3.53	(1, 1)	6.0	W	26	5	2	1	2	3	0	0	0	1	1	73	115	1.50	1.333
Gary Majewski, R ERA: 4.41	(7, 1)	0.2	H	5	2	1	1	0	0	1	0	0	0	0	9	17	13.50	3.000
Rheal Cormier, L ERA: 2.02	(7, 1)	0.1	H	3	2	1	1	0	0	0	0	0	0	1	6	8	27.00	6.000
25 David Weathers, R ERA: 4.41	(8, 1)	1.0	H	3	0	0	0	1	0	0	0	0	0	0	6	9	0.00	0.000
Eddie Guardado, L ERA: 4.13	(9, 1)	1.0	S	5	2	0	0	0	0	1	0	0	0	0	12	23	0.00	2.000

PITCHER	IP	WLS	BF	H	R	ER	SO	BB	IBB	HBP	BLK	WP	HR	S	P	ERA	WHIP

Atlanta Braves @ Cincinnati Reds

Great American Ball Park, Cincinnati, OH

Fri Aug 04 2006, 7:10 PM EDT

Att. 33,655 - Partly Cloudy - 85 F

BOTTOM

Batter	1	2	3	4	5	6	7	8	9	AB	R	H	RBI	BB	SO	LOB
6 Ryan Freel, R (1, 9) OBP: 0.390, SLG: 0.455	X 0-0 ① L7		B B B C B 4-1 BB			B B B B 4-0 S HR BB	X 0-0 6 FC4-6 2-H 1B			2	1	0	0	2	0	1
Royce Clayton, R (1, 6) OBP: 0.314, SLG: 0.352	C X 0-1 ② G5-3		B X 1-0 ③ P4			1 SAFE 1 SAFE D C C B F B X 3-2 1-H HR	1 SAFE S X 0-1 ② FC4-6 1-2f			4	1	1	2	0	1	2
Ken Griffey Jr., L (1, 8) OBP: 0.290, SLG: 0.483	C S S 0-3 ③ K			X 0-0 ① F9		F B B B B 4-1 2B 12 2B BB	C S S 0-3 ③ K2-3			3	1	0	0	1	1	0
Rich Aurilia, R (1, 3) OBP: 0.338, SLG: 0.507		C X 0-1 ① F7		C B B C B F X 3-2 ② P6		F X 0-1 12 2B 1-3 2B		F S B X 1-2 ① G3-1		4	1	1	0	0	0	0
12 Edwin Encarnación, R (1, 5) OBP: 0.373, SLG: 0.482 Gary Majewski, R (7, 1) Rheal Cormier, L (7, 1) 25 David Weathers, R (8, 1) 26 David Ross, R (8, PH) OBP: 0.370, SLG: 0.674 Eddie Guardado, R (9, 1)		C B B F 1-2 CI 4 FC5-4		X 0-0 ③ G5-3		B F X 1-1 4 1B 27 CS 2-H 3-H 2B		B F B B X 3-1 ② G4-3		2 0 0 0 1 0	0 0 0 0 0 0	1 0 0 0 0 0	2 0 0 0 0 0	0 0 0 0 0 0	0 0 0 0 0 0	0 0 0 0 0 0
4 Brandon Phillips, R (1, 4) OBP: 0.340, SLG: 0.418		C B F F F X 1-2 ② FC5-4 27 S 1-2f	B C F B F X 2-2 ① L4			X 0-0 27 CS 27 CS 2-3 1B		B B X 2-0 ③ F8		3	0	1	0	0	0	1
27 Chris Denorfia, R (1, 7) OBP: 0.349, SLG: 0.316		B 1 SAFE B C B F F X 3-2 ③ L9 1-2	X 0-0 ② G5-3			B 1-0 ② ③ CS 1-3 3-H				3	1	1	0	0	0	1
Jason LaRue, R (1, 2) OBP: 0.326, SLG: 0.316			X 0-0 ① F8		B B F S S 2-3 ③ K		C B F B F X 2-2 SH1-3 9 1B 1B			2	0	0	0	0	1	0
39 Aaron Harang, R (1, 1) OBP: 0.200, SLG: 0.167 9 Juan Castro, R (6, PH) OBP: 0.271, SLG: 0.357 (7, 5)			C S B F F B F B F 3-3 S ② K			C B B X 2-1 ① F7	1 SAFE 1 SAFE 1 SAFE X 0-0 ① SH1-3 1-2			1 2	0 0	0 1	0 1	0 0	1 0	0 0
Inning Stats	R: 0 E: 0 K: 1 S: 6 H: 0 LOB: 0 BB: 0 P: 6	R: 0 E: 1 K: 0 S: 14 H: 0 LOB: 1 BB: 0 P: 19	R: 0 E: 0 K: 1 S: 10 H: 0 LOB: 1 BB: 1 P: 18	R: 0 E: 0 K: 0 S: 6 H: 0 LOB: 0 BB: 0 P: 9	R: 0 E: 0 K: 1 S: 8 H: 0 LOB: 0 BB: 0 P: 12	R: 4 E: 0 K: 0 S: 12 H: 4 LOB: 1 BB: 2 P: 27	R: 1 E: 1 K: 1 S: 11 H: 2 LOB: 1 BB: 0 P: 13	R: 0 E: 0 K: 0 S: 6 H: 0 LOB: 0 BB: 0 P: 12		1B: 3 2B: 3 3B: 0 HR: 1	SF: 0 SAC: 1 DP: 1 HBP: 0		WP: 0 PB: 0 SB: 2 CS: 2	PA: 33		

livebaseballscorecards.com

AB	27
R	5
H	6
RBI	5
BB	3
SO	4
LOB	5

PITCHER	IP	WLS	BF	H	R	ER	SO	BB	IBB	HBP	BLK	WP	HR	S	P	ERA	WHIP
36 Chuck James, L (1, 1) ERA: 5.07	5.1	L	22	2	4	4	3	3	0	0	0	0	1	53	86	6.75	0.938
54 Chad Paronto, R (6, 1) ERA: 2.88	0.2		2	2	0	0	0	0	0	0	0	0	0	3	5	0.00	3.000
Ken Ray, R (7, 1) ERA: 3.35	1.0		5	2	1	1	1	0	0	0	0	0	0	11	13	9.00	2.000
49 Macay McBride, L (8, 1) ERA: 4.19	1.0		3	0	0	0	0	0	0	0	0	0	0	6	12	0.00	0.000

PITCHER	IP	WLS	BF	H	R	ER	SO	BB	IBB	HBP	BLK	WP	HR	S	P	ERA	WHIP

Atlanta Braves @ Cincinnati Reds

Great American Ball Park, Cincinnati, OH

Sat Aug 05 2006, 1:20 PM EDT
Att. 33,170 - Partly Cloudy - 86 F

TOP

livebaseballscorecards.com

Batter	1	2	3	4	5	6	7	8	9	AB	R	H	RBI	BB	SO	LOB
14 Willy Aybar, S (1, 5) OBP: 0.356, SLG: 0.392	F8	F9		F7		HR 1B		SH2-4 1-2		4	1	1	0	0	0	0
Marcus Giles, R (1, 4) OBP: 0.359, SLG: 0.401	G1-3 16 HR 11 1B 1B	1B		P6		1-H HR		K		5	2	3	2	0	1	1
11 Edgar Renteria, R (1, 6) OBP: 0.384, SLG: 0.460	1-2 16 HR G1-3 1B	K		P4		G6-3		G6-3		5	1	1	0	0	1	2
Andruw Jones, R (1, 8) OBP: 0.352, SLG: 0.513	G1-3 1-2 2-3		E5 BB 16 BB		F9	16 1B BB			G6-3	4	0	0	0	1	0	2
16 Brian McCann, L (1, 2) OBP: 0.399, SLG: 0.559	2-H 3-H HR		SAFE 4-2 BB 1-2 BB		7 G6-4-3 1B	1B			1B	4	1	4	3	1	0	0
7 Jeff Francoeur, R (1, 9) OBP: 0.280, SLG: 0.446	HBP 1B		F6		G6-4-3 1-2f	L5			F9	5	0	1	0	0	0	6
Adam LaRoche, L (1, 3) OBP: 0.339, SLG: 0.557	1-2 HBP		K			HR	F7		K	4	1	1	1	0	2	5
Scott Thorman, L (1, 7) OBP: 0.286, SLG: 0.465 Tyler Yates, R (8, 1)	G3-1		1-2 2-3 FC4 BB			F8	L9			3 0	0 0	0 0	0 0	1 0	0 0	4 0
Jason Shiell, R (1, 1) 49 Macay McBride, L (4, 1) 54 Chad Paronto, R (5, 1) Ryan Langerhans, L (6, PH) OBP: 0.342, SLG: 0.387 Oscar Villarreal, L (6, 1) 23 Matt Diaz, R (8, PH) OBP: 0.341, SLG: 0.446 (8, 7)		K	FC4 1-2f			P2		14 SH2-4 1B		2 0 0 1 0 1	0 0 0 0 0 0	0 0 0 0 0 1	0 0 0 0 0 0	0 0 0 0 0 1	1 0 0 0 0 0	3 0 0 0 0 0

AB	38
R	6
H	12
RBI	6
BB	3
SO	5
LOB	23

Inning Stats	1	2	3	4	5	6	7	8	9
	R: 3 E: 0 K: 0 S: 19	H: 4 LOB: 2 BB: 0 P: 28	R: 0 E: 0 K: 2 S: 10	H: 1 LOB: 1 BB: 0 P: 16	R: 0 E: 1 K: 1 S: 11	H: 0 LOB: 3 BB: 2 P: 22	R: 0 E: 0 K: 0 S: 7	H: 0 LOB: 0 BB: 0 P: 12	R: 0 E: 0 K: 0 S: 7	H: 1 LOB: 0 BB: 0 P: 11
	R: 3 E: 0 K: 0 S: 11	H: 3 LOB: 0 BB: 0 P: 17	R: 0 E: 0 K: 0 S: 16	H: 1 LOB: 2 BB: 1 P: 23	R: 0 E: 0 K: 1 S: 10	H: 1 LOB: 1 BB: 0 P: 12	R: 0 E: 0 K: 1 S: 11	H: 1 LOB: 1 BB: 0 P: 15		

1B: 9	SF: 0	WP: 0	PA: 43
2B: 0	SAC: 1	PB: 0	
3B: 0	DP: 1	SB: 0	
HR: 3	HBP: 1	CS: 0	

PITCHER		IP	WLS	BF	H	R	ER	SO	BB	IBB	HBP	BLK	WP	HR	S	P	ERA	WHIP
61 Bronson Arroyo, R ERA: 3.47	(1, 1)	5.2		28	8	5	5	3	2	0	1	0	0	2	62	100	7.94	1.765
56 Todd Coffey, R ERA: 3.52	(6, 1)	0.1	B	2	1	1	1	0	0	0	0	0	0	1	3	6	27.00	3.000
Rheal Cormier, L ERA: 1.96	(7, 1)	1.0		5	1	0	0	0	1	0	0	0	0	0	16	23	0.00	2.000
25 David Weathers, R ERA: 4.33	(8, 1)	1.0	W	4	1	0	0	1	0	0	0	0	0	0	10	12	0.00	1.000
45 Bill Bray, L ERA: 3.38	(9, 1)	1.0	S	4	1	0	0	1	0	0	0	0	0	0	11	15	0.00	1.000

PITCHER		IP	WLS	BF	H	R	ER	SO	BB	IBB	HBP	BLK	WP	HR	S	P	ERA	WHIP

BOTTOM

Atlanta Braves @ Cincinnati Reds

Great American Ball Park, Cincinnati, OH

Sat Aug 05 2006, 1:20 PM EDT

Att. 33,170 - Partly Cloudy - 86 F

livebaseballscorecards.com

Batter	1	2	3	4	5	6	7	8	9	AB	R	H	RBI	BB	SO	LOB
4 Brandon Phillips, R (1, 4) OBP: 0.349, SLG: 0.443	0-1 G4-3 2B 2B	2-2 G3 HBP		0-1 2-H 3-H HR HR		4-2 WP G3-1 BB		1-2 HR HR		3	3	3	4	1	0	0
Scott Hatteberg, L (1, 3) OBP: 0.413, SLG: 0.498	2-1 ① G4-3 2-3	3-1 ② G3 1-2 2-3		1-0 ① G6-3		2-3 ① K		4-1 2B BB		4	1	0	0	1	1	4
Ken Griffey Jr., L (1, 8) OBP: 0.295, SLG: 0.489	0-0 HR 3-H 2B	4-0 IBB		1-0 ② B5-3		2-2 ② G3-1 1-2		1-1 G6-3 1-H 2B		4	1	2	2	1	0	1
Rich Aurilia, R (1, 5) OBP: 0.332, SLG: 0.498	0-0 ② B1	1-0 ③ P4		0-0 ③ G6-3		1-2 ③ L5 2-3		1-0 ② G6-3 2-3		5	0	0	0	0	0	6
Adam Dunn, L (1, 7) OBP: 0.386, SLG: 0.560	1-2 2-H HR		3-2 ① P3		2-1 ① G4-3		2-3 ① K	4-0 26 FC6-4 IBB		4	1	1	2	1	1	0
26 David Ross, R (1, 2) OBP: 0.371, SLG: 0.659	4-1 BB		3-3 ② K		4-0 9 BB BB		2-2 ② G1-3	2-1 ③ FC6-4 1-2f		3	0	0	0	2	1	2
27 Chris Denorfia, R (1, 9) OBP: 0.340, SLG: 0.293	0-3 ③ K		2-2 ③ F9		0-3 ② K		H 1-0 9 FC6 HBP			3	0	0	0	0	2	2
9 Juan Castro, R (1, 6) OBP: 0.280, SLG: 0.359 25 David Weathers, R (8, 1) 45 Bill Bray, L (9, 1)		1-1 G3 61 SH1-4 1B		4-0 61 E 61 SH 4 HR BB	4-2 SAFE 61 FC6-4 1-2 BB		0-1 ③ FC6 1-2f			2 0 0	1 0 0	1 0 0	0 0 0	2 0 0	0 0 0	1 0 0
61 Bronson Arroyo, R (1, 1) OBP: 0.175, SLG: 0.259 56 Todd Coffey, R (6, 1) Rheal Cormier, L (7, 1) Royce Clayton, R (8, 6) OBP: 0.313, SLG: 0.351		1-2 ① SH1-4 1-2		0-0 SH 4 HR 1-3	0-0 ③ FC6-4 1-2f			0-0 ① F9		1 0 0 1	1 0 0 0	0 0 0 0	0 0 0 0	0 0 0 0	0 0 0 0	2 0 0 0
Inning Stats	R: 3 E: 0 K: 1 S: 13 H: 3 LOB: 1 BB: 1 P: 20	R: 0 E: 0 K: 0 S: 10 H: 1 LOB: 3 BB: 1 P: 22	R: 0 E: 0 K: 1 S: 16 H: 0 LOB: 0 BB: 0 P: 24	R: 3 E: 1 K: 0 S: 6 H: 1 LOB: 0 BB: 1 P: 12	R: 0 E: 0 K: 1 S: 11 H: 0 LOB: 2 BB: 2 P: 20	R: 0 E: 0 K: 1 S: 11 H: 0 LOB: 1 BB: 1 P: 20	R: 0 E: 0 K: 1 S: 9 H: 0 LOB: 1 BB: 0 P: 14	R: 2 E: 0 K: 0 S: 10 H: 2 LOB: 2 BB: 2 P: 23		1B: 1 2B: 3 3B: 0 HR: 3		SF: 0 SAC: 2 DP: 0 HBP: 2		WP: 1 PB: 0 SB: 0 CS: 0	PA: 42	

	AB	30
	R	8
	H	7
	RBI	8
	BB	8
	SO	5
	LOB	18

PITCHER		IP	WLS	BF	H	R	ER	SO	BB	IBB	HBP	BLK	WP	HR	S	P	ERA	WHIP
Jason Shiell, R ERA: 8.62	(1, 1)	3.0		19	5	6	6	2	2	1	1	0	0	2	42	73	18.00	2.333
49 Macay McBride, L ERA: 4.08	(4, 1)	1.0		3	0	0	0	0	0	0	0	0	0	0	3	5	0.00	0.000
54 Chad Paronto, R ERA: 2.8	(5, 1)	1.0		5	0	0	0	1	2	0	0	0	0	0	11	20	0.00	2.000
Oscar Villarreal, R ERA: 4.07	(6, 1)	2.0		8	0	0	0	2	1	0	1	0	1	0	20	34	0.00	0.500
Tyler Yates, R ERA: 3.38	(8, 1)	1.0	L	7	2	2	2	0	1	1	0	0	0	1	10	23	18.00	3.000

PITCHER		IP	WLS	BF	H	R	ER	SO	BB	IBB	HBP	BLK	WP	HR	S	P	ERA	WHIP

Atlanta Braves @ Cincinnati Reds

Great American Ball Park, Cincinnati, OH

Sun Aug 06 2006, 1:15 PM EDT

Att. 29,663 - Cloudy - 88 F

TOP

livebaseballscorecards.com

Batter	1	2	3	4	5	6	7	8	9	AB	R	H	RBI	BB	SO	LOB
14 Willy Aybar, S (1, 5) OBP: 0.352, SLG: 0.386	C S B F S 1-3 ① K		C F C 0-3 ② K			X 0-0 FC1-4 1B	B C S S 1-3 ② K	X 0-0 ③ P4		5	0	1	0	0	3	2
Marcus Giles, R (1, 4) OBP: 0.359, SLG: 0.397	B F F X 1-2 ② G6-3		X 0-0 ③ L8			B F B F F B F X 3-2 ① FC1-4 11 BB BB 1-2f	B F B B B 4-1 1-2 2-3 BB		B B B B 4-0 16 1B BB	3	0	0	0	2	0	1
11 Edgar Renteria, R (1, 6) OBP: 0.384, SLG: 0.458	C B C X 1-2 HR 1B			C B F X 1-2 ① G1-3		B C B B S B 4-2 1-2 BB	X 0-0 ③ G5-3		X 0-0 ① F9	4	1	1	0	1	0	4
Andruw Jones, R (1, 8) OBP: 0.357, SLG: 0.523	B C B B C X 3-2 1-H HR			B C F F X 1-2 1B		C B C B B B 4-2 1-2 2-3 BB		C B F X 1-2 16 1B 7 3B 1B	B C F F S 1-3 ② K	4	2	3	2	1	1	1
16 Brian McCann, L (1, 2) OBP: 0.399, SLG: 0.556	C C X 0-2 ③ P5			X 0-0 ② F8		B B X 2-0 ② P5		C B X 1-1 1-2 7 3B 1B	C B B F X 2-2 1-2 1B	5	1	2	0	0	0	4
7 Jeff Francoeur, R (1, 9) OBP: 0.279, SLG: 0.448		B F C B B S 3-3 ① K		F B F B B 1 SAFE B S 3-3 ③ K		B F F F F X 1-2 ③ G4-3		X 0-0 1-H 2-H SF7 3B	B B B F S X 3-2 ③ G4-3	5	1	1	2	0	2	6
Adam LaRoche, L (1, 3) OBP: 0.338, SLG: 0.555		S C C 0-3 ② K			C C B B X 2-2 ① G4-3		X 0-0 BB 23 1B 1B	B F F F F X 1-2 ① SF7 3-H		3	0	1	1	0	1	0
Ryan Langerhans, L (1, 7) OBP: 0.339, SLG: 0.384 Tony Pena Jr., R (7, PH) OBP: 0.154, SLG: 0.083 49 Macay McBride, L (7, 1) Scott Thorman, L (8, PH) OBP: 0.283, SLG: 0.460 Danys Baez, R (8, 1) 28 Bob Wickman, R (9, 1)		F B B B F X 3-2 ③ L7			B B B C F S 3-3 ② K		B F C F F S 1-3 ① K	B F B X 2-1 ② F8		2 1 0 1 0 0	0 0 0 0 0 0	0 0 0 0 0 0	0 0 0 0 0 0	1 1 0 0 0 0	0 1 0 0 0 0	0 1 0 0 0 0
29 John Smoltz, R (1, 1) OBP: 0.196, SLG: 0.227 23 Matt Diaz, R (7, PH) OBP: 0.348, SLG: 0.470 (7, 7)			S B C S 1-3 ① K		C X 0-1 ③ G1-3		B B S X 2-1 1-2 BB 1B	B X 1-0 HR		2 2	0 1	0 2	0 1	0 0	1 0	0 0

	AB	37
	R	6
	H	11
	RBI	6
	BB	4
	SO	10
	LOB	19

Inning Stats																																		
	R: 2	E: 0	K: 1	S: 16	H: 2	LOB: 0	BB: 0	P: 22	R: 0	E: 0	K: 2	S: 9	H: 0	LOB: 0	BB: 0	P: 15	R: 0	E: 0	K: 2	S: 7	H: 0	LOB: 0	BB: 0	P: 8	R: 0	E: 0	K: 1	S: 12	H: 1	LOB: 1	BB: 0	P: 17	R: 0	E: 0	K: 1	S: 8	H: 0	LOB: 0	BB: 0	P: 13
	R: 0	E: 0	K: 0	S: 16	H: 1	LOB: 3	BB: 2	P: 30	R: 0	E: 0	K: 2	S: 14	H: 2	LOB: 3	BB: 1	P: 22	R: 4	E: 0	K: 0	S: 15	H: 4	LOB: 0	BB: 0	P: 21	R: 0	E: 0	K: 1	S: 11	H: 1	LOB: 2	BB: 1	P: 21								
	1B: 8	2B: 0	3B: 1	HR: 2	SF: 1	SAC: 0	DP: 0	HBP: 0	WP: 0	PB: 0	SB: 0	CS: 0	PA: 42																											

PITCHER		IP	WLS	BF	H	R	ER	SO	BB	IBB	HBP	BLK	WP	HR	S	P	ERA	WHIP
Kyle Lohse, R ERA: 6.85	(1, 1)	5.0		19	4	2	2	7	0	0	0	0	0	1	53	76	3.60	0.800
Jason Standridge, R ERA: 4.4	(6, 1)	0.1	H	3	0	0	0	0	2	0	0	0	0	0	9	20	0.00	6.000
45 Bill Bray, L ERA: 3.24	(6, 1)	1.1	H	7	2	0	0	2	1	0	0	0	0	0	19	30	0.00	2.250
Gary Majewski, R ERA: 4.87	(7, 1)	1.1	L	8	4	4	4	0	0	0	0	0	0	1	16	22	27.00	3.000
56 Todd Coffey, R ERA: 3.46	(9, 1)	1.0		5	1	0	0	1	1	0	0	0	0	0	11	21	0.00	2.000

PITCHER	IP	WLS	BF	H	R	ER	SO	BB	IBB	HBP	BLK	WP	HR	S	P	ERA	WHIP

Atlanta Braves @ Cincinnati Reds

Great American Ball Park, Cincinnati, OH

Sun Aug 06 2006, 1:15 PM EDT

Att. 29,663 - Cloudy - 88 F

BOTTOM

Batter	1	2	3	4	5	6	7	8	9	AB	R	H	RBI	BB	SO	LOB
4 Brandon Phillips, R (1, 4) OBP: 0.344, SLG: 0.436	F9		F9		K		G6-3		K	5	0	0	0	0	2	2
Scott Hatteberg, L (1, 3) OBP: 0.414, SLG: 0.497	L7		1B 12 2B BB		BB 12 1B 1B		G4-3			3	1	1	0	1	0	0
Ken Griffey Jr., L (1, 8) OBP: 0.297, SLG: 0.498	HR		1-3 12 2B 1B 2-H		P4		F7			4	2	2	2	0	0	1
12 Edwin Encarnación, R (1, 5) OBP: 0.375, SLG: 0.487	L9		1-H 2B 3-H		1-2 BB 1B			G4-3		4	0	2	2	0	0	0
Adam Dunn, L (1, 7) OBP: 0.385, SLG: 0.556		K	F8		1-2 2-3 BB			F8		3	0	0	0	1	1	1
26 David Ross, R (1, 2) OBP: 0.364, SLG: 0.645 45 Bill Bray, L (6, 1) Gary Majewski, R (7, 1) 6 Ryan Freel, R (8, PH) OBP: 0.389, SLG: 0.454 56 Todd Coffey, R (9, 1)		K		K	G1-3			K		3 0 0 1 0	0 0 0 0 0	0 0 0 0 0	0 0 0 0 0	0 0 0 0 0	2 0 0 1 0	3 0 0 0 0
27 Chris Denorfia, R (1, 9) OBP: 0.333, SLG: 0.273		K		BB		B1-3			L9	3	0	0	0	1	1	0
Royce Clayton, R (1, 6) OBP: 0.313, SLG: 0.350			SH3-4 1B 1B	L8		K			E1	4	1	1	0	0	1	1
Kyle Lohse, R (1, 1) Jason Standridge, R (6, 1) Jason LaRue, R (6, 2) OBP: 0.324, SLG: 0.314 Rich Aurilia, R (9, PH) OBP: 0.331, SLG: 0.497			1-2 SH3-4	K		P3			K	1 0 1 1	0 0 0 0	0 0 0 0	0 0 0 0	0 0 0 0	1 0 0 1	1 0 0 1

livebaseballscorecards.com

AB	33
R	4
H	6
RBI	4
BB	3
SO	10
LOB	10

Inning Stats	1	2	3	4	5	6	7	8	9
	R: 1 H: 1 E: 0 LOB: 0 K: 0 BB: 0 S: 13 P: 18	R: 0 H: 0 E: 0 LOB: 0 K: 3 BB: 0 S: 9 P: 14	R: 3 H: 3 E: 0 LOB: 1 K: 0 BB: 1 S: 19 P: 28	R: 0 H: 0 E: 0 LOB: 1 K: 2 BB: 1 S: 10 P: 20	R: 0 H: 2 E: 0 LOB: 3 K: 1 BB: 1 S: 13 P: 17	R: 0 H: 0 E: 0 LOB: 0 K: 1 BB: 0 S: 5 P: 8	R: 0 H: 0 E: 0 LOB: 0 K: 0 BB: 0 S: 4 P: 9	R: 0 H: 0 E: 0 LOB: 0 K: 1 BB: 0 S: 11 P: 17	R: 0 H: 0 E: 1 LOB: 1 K: 2 BB: 0 S: 11 P: 13

1B: 4	SF: 0
2B: 1	SAC: 1
3B: 0	DP: 0
HR: 1	HBP: 0

WP: 0	PA: 37
PB: 0	
SB: 0	
CS: 0	

PITCHER		IP	WLS	BF	H	R	ER	SO	BB	IBB	HBP	BLK	WP	HR	S	P	ERA	WHIP
29 John Smoltz, R ERA: 3.54	(1, 1)	6.0		27	6	4	4	7	3	0	0	0	0	1	69	105	6.00	1.500
49 Macay McBride, L ERA: 3.96	(7, 1)	1.0	W	3	0	0	0	0	0	0	0	0	0	0	4	9	0.00	0.000
Danys Baez, R ERA: 4.02	(8, 1)	1.0	H	3	0	0	0	1	0	0	0	0	0	0	11	17	0.00	0.000
28 Bob Wickman, R ERA: 3.44	(9, 1)	1.0	S	4	0	0	0	2	0	0	0	0	0	0	11	13	0.00	0.000

PITCHER	IP	WLS	BF	H	R	ER	SO	BB	IBB	HBP	BLK	WP	HR	S	P	ERA	WHIP

Batter	1	2	3	4	5	6	7	8	9	AB	R	H	RBI	BB	SO	LOB
Ronnie Belliard, R (1, 4) OBP: 0.334, SLG: 0.409	C X 0-1 16 1B 2B	C X 0-1 ② G5-3	C C C 0-3 ② K		B S X 1-1 ① P6		S B S B B F S 3-3 ② K		C X 0-1 ② G4-3	6	1	1	0	0	2	2
16 Chris Duncan, L (1, 7) OBP: 0.355, SLG: 0.555	B B X 2-0 5 2B 2-H 1B	X 0-0 HR	B B C C C 2-3 ③ K		B F S B B S 3-3 ② K		B B C B F F X 3-2 5 FC6 2-3 1B		B C F B B F B 4-2 5 2B BB	5	3	3	2	1	2	1
5 Albert Pujols, R (1, 3) OBP: 0.432, SLG: 0.689	X 0-0 27 2B 2-H 2B	B S B B B 4-1 15 E 27 HBP 15 E BB		B B X 2-0 ① F8	B B C F C 2-3 ③ K		C F X 0-2 FC6 1-2f		C B D X 2-1 26 HR 1-H 2B	5	3	2	2	1	1	2
27 Scott Rolen, R (1, 5) OBP: 0.394, SLG: 0.555 26 Scott Spiezio, S (8, PH) OBP: 0.354, SLG: 0.442 (8, 5)	C X 0-1 15 G3 4 HR 2-H 2B	F H 1-1 15 E 1-2 HBP		B X 1-0 43 1B 4 2B 1B		C B F B F X 2-2 HR		B X 2-0 1B 1B	X 0-0 2-H HR	3 2	3 1	3 2	2 2	0 0	0 0	0 0
15 Jim Edmonds, L (1, 8) OBP: 0.353, SLG: 0.471 So Taguchi, R (8, PH) OBP: 0.344, SLG: 0.356 (8, 8)	X 0-0 ① G3 2-3	C B B B C X 3-2 E4 1-3 2-H		X 0-0 ② L9	C S B S 1-3 ① K			F B X 1-1 1-2 1B	C F X 0-2 ③ F7	4 2	0 0	0 1	0 0	0 0	1 0	3 0
43 Juan Encarnacion, R (1, 9) OBP: 0.320, SLG: 0.477	B X 1-0 ② G5-3	I I I I 4-0 IBB		B X 1-0 4 2B 1-2 1B		X 0-0 ② G6-3		C D S X 1-2 ① P6		4	1	1	0	1	0	3
4 Yadier Molina, R (1, 2) OBP: 0.272, SLG: 0.321	X 0-0 3-H HR	T X 0-1 ③ G1-3		F F F F X 0-2 1B 1-H 2-H 2B		C B F X 1-2 ③ F8		C X 0-1 ② F7		5	1	2	4	0	0	5
Aaron Miles, S (1, 6) OBP: 0.336, SLG: 0.350	C B X 1-1 ③ G3		C B F B B B 4-2 SH1-4 BB	I I I 4-0 1B IBB			X 0-0 ① G3	B C F S 1-3 ③ K		3	0	0	0	2	1	2
Jeff Weaver, R (1, 1) OBP: 0.250, SLG: 0.182 53 John Rodriguez, L (7, PH) OBP: 0.379, SLG: 0.449 34 Randy Flores, L (7, 1) Josh Hancock, R (8, 1)		C B X 1-1 ① G2-3	L X 0-1 ① SH1-4 1-2	X 0-0 ③ 1-2 2-H 1B			C B B B X 3-1 16 1B 2B		C B S B S 2-3 ① K	2 1 0 1	0 0 0 0	1 1 0 0	0 0 0 0	0 0 0 0	0 0 0 1	0 0 0 0
Inning Stats	R: 5 H: 5 E: 0 LOB: 0 K: 0 BB: 0 S: 11 P: 15	R: 2 H: 1 E: 1 LOB: 3 K: 0 BB: 2 S: 12 P: 25	R: 0 H: 0 E: 0 LOB: 1 K: 2 BB: 1 S: 10 P: 16	R: 2 H: 4 E: 0 LOB: 2 K: 0 BB: 1 S: 10 P: 18	R: 0 H: 0 E: 0 LOB: 0 K: 2 BB: 0 S: 8 P: 14	R: 1 H: 1 E: 0 LOB: 0 K: 1 BB: 0 S: 11 P: 15	R: 0 H: 2 E: 0 LOB: 2 K: 1 BB: 0 S: 14 P: 23	R: 0 H: 2 E: 0 LOB: 2 K: 1 BB: 0 S: 11 P: 16	R: 3 H: 2 E: 0 LOB: 0 K: 1 BB: 1 S: 14 P: 22	1B: 7 SF: 0 2B: 6 SAC: 1 3B: 0 DP: 0 HR: 4 HBP: 1						

PITCHER		IP	WLS	BF	H	R	ER	SO	BB	IBB	HBP	BLK	WP	HR	S	P	ERA	WHIP
54 Elizardo Ramirez, R ERA: 4.93	(1, 1)	1.2	L	15	6	7	6	0	1	1	1	0	0	2	21	38	32.40	4.200
Ryan Franklin, R ERA: 4.71	(2, 1)	4.1		19	5	3	3	5	1	1	0	0	0	1	41	65	6.23	1.385
56 Todd Coffey, R ERA: 3.4	(7, 1)	1.0		5	2	0	0	1	0	0	0	0	0	0	14	23	0.00	2.000
Kent Mercker, L ERA: 4.33	(8, 1)	1.0		5	2	0	0	1	0	0	0	0	0	0	11	16	0.00	2.000
25 David Weathers, R ERA: 4.75	(9, 1)	1.0		6	2	3	3	1	1	0	0	0	0	1	14	22	27.00	3.000

PITCHER	IP	WLS	BF	H	R	ER	SO	BB	IBB	HBP	BLK	WP	HR	S	P	ERA	WHIP

St. Louis Cardinals @ Cincinnati Reds

Great American Ball Park, Cincinnati, OH

Mon Aug 07 2006, 7:10 PM EDT
Att. 34,262 - Partly Cloudy - 88 F

TOP

livebaseballscorecards.com

AB	43
R	13
H	17
RBI	12
BB	5
SO	8
LOB	18

WP: 0 PA: 50
PB: 0
SB: 0
CS: 0

BOTTOM

St. Louis Cardinals @ Cincinnati Reds

Great American Ball Park, Cincinnati, OH

Mon Aug 07 2006, 7:10 PM EDT

Att. 34,262 - Partly Cloudy - 88 F

Batter	1	2	3	4	5	6	7	8	9	AB	R	H	RBI	BB	SO	LOB
6 Ryan Freel, R (1, 9) OBP: 0.389, SLG: 0.451	C B B B C F X 3-2 L4 ①		B B B B 4-0 12 2B BB		B B B C B X 3-1 HBP 1B		B C F F B S 2-3 K ①		C X 0-1 G5-3 ② 1-2	4	0	1	0	1	1	1
Adam Dunn, L (1, 7) OBP: 0.383, SLG: 0.551	X 0-0 F9 ②		B C C 1 SAFE B C 2-3 K ①		F F H 1-2 1-2 HBP		C B C S 1-3 K ②		C S B X 1-2 P6 ③	4	0	0	0	0	2	2
Ken Griffey Jr., L (1, 8) OBP: 0.296, SLG: 0.495 Kent Mercker, L (8, 1) 25 David Weathers, R (9, 1)	B B B C X 3-1 1B		1 SAFE B B F 1 SAFE F B C 3-3 K ②		D F F X 1-2 P5 ①		X 0-0 G6-3 ③			4 0 0	0 0 0	1 0 0	0 0 0	0 0 0	1 0 0	3 0 0
12 Edwin Encarnación, R (1, 5) OBP: 0.373, SLG: 0.487	B S C F B D S 3-3 K ③		C X 0-1 1-3 2B		X 0-0 P5 ②			C C X 0-2 E5 4 G4-6-3 1B		4	0	1	0	0	1	3
Scott Hatteberg, L (1, 3) OBP: 0.415, SLG: 0.495		B X 1-0 F7 ①	F B B B B 4-1 BB		D C X 1-1 G3 ③			B B C B T X 3-2 4 G4-6-3 1-2 1B		3	0	1	0	1	0	2
4 Brandon Phillips, R (1, 4) OBP: 0.341, SLG: 0.432		X 0-0 G4-3 ②	C S X 0-2 F9 ③			B S B X 2-1 L9 ①		C B S F F X 1-2 G4-6-3 ① ② 1-2f 2-3		4	0	0	0	0	0	5
Javier Valentin, S (1, 2) OBP: 0.287, SLG: 0.338	C B F X 1-2 HR		B F F S 1-3 K ①			B B X 2-0 G4-3 1B		X 0-0 F8 ③		4	1	2	1	0	1	1
Royce Clayton, R (1, 6) OBP: 0.314, SLG: 0.351		X 0-0 1B	B S F S 1-3 K ②		S C F B X 1-2 G4-3 ② 1-2				B F X 1-1 6 G5-3 1B	4	0	2	0	0	1	1
54 Elizardo Ramirez, S (1, 1) OBP: 0.192, SLG: 0.200 Ryan Franklin, R (2, 1) Jason LaRue, R (6, PH) OBP: 0.323, SLG: 0.312 56 Todd Coffey, R (7, 1) 27 Chris Denorfia, R (8, 8) OBP: 0.327, SLG: 0.267		S S C 0-3 K ③	C B C S 1-3 K ③		C X 0-1 G5-3 ③				B B X 2-0 L8 ①	0 2 1 0 1	0 0 0 0 0	0 0 0 0 0	0 0 0 0 0	0 0 0 0 0	0 2 0 0 0	0 1 1 0 1
Inning Stats	R: 0 E: 0 K: 1 S: 11 H: 1 LOB: 1 BB: 0 P: 20	R: 1 E: 0 K: 1 S: 9 H: 2 LOB: 1 BB: 0 P: 11	R: 0 E: 0 K: 2 S: 13 H: 1 LOB: 3 BB: 2 P: 26	R: 0 E: 0 K: 3 S: 9 H: 0 LOB: 0 BB: 0 P: 12	R: 0 E: 0 K: 0 S: 10 H: 1 LOB: 2 BB: 0 P: 16	R: 0 E: 0 K: 0 S: 10 H: 1 LOB: 1 BB: 0 P: 15	R: 0 E: 0 K: 2 S: 8 H: 0 LOB: 0 BB: 0 P: 11	R: 0 E: 1 K: 0 S: 12 H: 1 LOB: 1 BB: 0 P: 16	R: 0 E: 0 K: 0 S: 8 H: 1 LOB: 1 BB: 0 P: 12	1B: 6 2B: 1 3B: 0 HR: 1	SF: 0 SAC: 0 DP: 1 HBP: 1			WP: 0 PB: 0 SB: 0 CS: 0	PA: 38		

livebaseballscorecards.com

	AB	35
	R	1
	H	8
	RBI	1
	BB	2
	SO	9
	LOB	21

PITCHER		IP	WLS	BF	H	R	ER	SO	BB	IBB	HBP	BLK	WP	HR	S	P	ERA	WHIP
Jeff Weaver, R ERA: 6.43	(1, 1)	6.0	W	27	6	1	1	7	2	0	1	0	0	1	62	100	1.50	1.333
34 Randy Flores, L ERA: 5.29	(7, 1)	1.0		3	0	0	0	2	0	0	0	0	0	0	8	11	0.00	0.000
Josh Hancock, R ERA: 3.45	(8, 1)	2.0		8	2	0	0	0	0	0	0	0	0	0	20	28	0.00	1.000

PITCHER	IP	WLS	BF	H	R	ER	SO	BB	IBB	HBP	BLK	WP	HR	S	P	ERA	WHIP

St. Louis Cardinals @ Cincinnati Reds

Great American Ball Park, Cincinnati, OH

Tue Aug 08 2006, 7:10 PM EDT
Att. 40,094 - Partly Cloudy - 85 F

livebaseballscorecards.com

TOP

Batter	1	2	3	4	5	6	7	8	9	AB	R	H	RBI	BB	SO	LOB
22 David Eckstein, R (1, 6) OBP: 0.345, SLG: 0.329	B B C X 2-1 P6 ①		C X 0-1 F9 ①		C C X 0-2 26 1B 1B 1B		C X 0-1 F8 ①		C F B X 1-2 F7 ②	5	1	1	0	0	0	0
Ronnie Belliard, R (1, 4) OBP: 0.333, SLG: 0.406	B B B C X 3-1 G5-3 ②		B C F X 1-2 F8 ②		X 0-0 26 1B 1-2 1B		C F B X 1-2 G6-3 ②		C X 0-1 G6-3 ③	5	0	1	0	0	0	0
5 Albert Pujols, R (1, 3) OBP: 0.433, SLG: 0.685	C B B B B 4-1 BB		B B B 4-0 BB		B X 1-0 F9 ①		B B C F B X 3-2 P6 ③			2	0	0	0	2	0	2
27 Scott Rolen, R (1, 5) OBP: 0.392, SLG: 0.552	C C D B X 2-2 F8 ③		X 0-0 L9 ③		B X 1-0 F8 ②			C B C F X 1-2 43 G5-3 1B 1B		4	1	1	0	0	0	4
26 Scott Spiezio, S (1, 7) OBP: 0.352, SLG: 0.438		B X 1-0 F7 ①		L X 0-1 F9 ①	D B B X 3-0 1-2 2-H 1B			F F B C 1-3 K ①		4	0	1	1	0	1	1
43 Juan Encarnacion, R (1, 9) OBP: 0.319, SLG: 0.474		B B B C B 4-1 4 2B 4 E BB		B C S S 1-3 K ②	C B D X 2-1 P4 ③			C D F F X 1-2 G5-3 ② 1-2		3	1	0	0	1	1	3
So Taguchi, R (1, 8) OBP: 0.346, SLG: 0.366		1 SAFE C C F S 0-3 K ②		X 0-0 3B		X 0-0 F7 ①		B X 1-0 2-H 1B		4	0	2	1	0	1	1
4 Yadier Molina, R (1, 2) OBP: 0.275, SLG: 0.325		C B 1 SAFE 1 SAFE S B X 2-2 E2 1-H 2B		B B C B C F F F B 4-2 BB		C C F X 0-2 L5 ②		S F S 0-3 K ③		3	0	1	0	1	1	1
Jason Marquis, L (1, 1) OBP: 0.215, SLG: 0.274 Jorge Sosa, R (3, 1) OBP: 0.200, SLG: 0.522 Tyler Johnson, S (7, 1) 41 Braden Looper, R (7, 1) OBP: 0.500, SLG: 1.000 Josh Hancock, R (8, 1) 50 Adam Wainwright, R (8, 1) OBP: 0.500, SLG: 1.250 Aaron Miles, S (9, PH) OBP: 0.334, SLG: 0.349		C S B F X 1-2 G4-3 ③		B X 1-0 G3 ③		B S B F B C 3-3 K ③			C B S B F S 2-3 K ①	1 2 0 0 0 0 0 1	0 0 0 0 0 0 0 0	0 0 0 0 0 0 0 0	0 0 0 0 0 0 0 0	0 1 0 0 0 0 0 1	0 2 0 0 0 0 0 0	1 2 0 0 0 0 0 0
Inning Stats	R: 0 E: 0 K: 0 S: 8 H: 0 LOB: 1 BB: 1 P: 19	R: 1 E: 1 K: 1 S: 13 H: 1 LOB: 1 BB: 1 P: 21	R: 0 E: 0 K: 0 S: 6 H: 0 LOB: 1 BB: 1 P: 11	R: 0 E: 0 K: 1 S: 12 H: 1 LOB: 2 BB: 1 P: 18	R: 1 E: 0 K: 0 S: 9 H: 3 LOB: 2 BB: 0 P: 16	R: 0 E: 0 K: 1 S: 8 H: 0 LOB: 0 BB: 0 P: 11	R: 0 E: 0 K: 0 S: 8 H: 0 LOB: 0 BB: 0 P: 12	R: 1 E: 0 K: 2 S: 15 H: 2 LOB: 1 BB: 0 P: 19	R: 0 E: 0 K: 1 S: 9 H: 0 LOB: 0 BB: 0 P: 12	1B: 5 2B: 1 3B: 1 HR: 0 SF: 0 SAC: 0 DP: 0 HBP: 0						

	AB	34
	R	3
	H	7
	RBI	2
	BB	4
	SO	6
	LOB	15

WP: 0 PB: 0 SB: 0 CS: 0 PA: 38

PITCHER		IP	WLS	BF	H	R	ER	SO	BB	IBB	HBP	BLK	WP	HR	S	P	ERA	WHIP
22 Eric Milton, L ERA: 5.01	(1, 1)	6.0	W	27	5	2	1	3	4	0	0	0	0	0	56	96	1.50	1.500
25 David Weathers, R ERA: 4.67	(7, 1)	1.0	H	3	0	0	0	0	0	0	0	0	0	0	8	12	0.00	0.000
45 Bill Bray, L ERA: 3.41	(8, 1)	1.0		5	2	1	1	2	0	0	0	0	0	0	15	19	9.00	2.000
Eddie Guardado, L ERA: 4.01	(9, 1)	1.0		3	0	0	0	1	0	0	0	0	0	0	9	12	0.00	0.000

PITCHER	IP	WLS	BF	H	R	ER	SO	BB	IBB	HBP	BLK	WP	HR	S	P	ERA	WHIP

BOTTOM

Batter	1	2	3	4	5	6	7	8	9	AB	R	H	RBI	BB	SO	LOB
6 Ryan Freel, R (1, 9) OBP: 0.393, SLG: 0.458	0-1 G4-6-3 12 1B 1B		2-2 12 F9 1B 1B	1-1 G4-6-3 1-2f			0-1 1B FC3-5-2-3-1 2B	0-0 SH 1B 1-3 2-H G6-4-3		4	3	3	0	0	0	1
Scott Hatteberg, L (1, 3) OBP: 0.417, SLG: 0.497	0-2 G4-6-3 1-2 1B		3-2 P2	1-0 P6			2-2 FC3-5-2-3-1 1B 2-3 1B	0-2 G6-4-3 BB 2-3 3-H 1B		5	1	3	1	0	0	1
Ken Griffey Jr., L (1, 8) OBP: 0.301, SLG: 0.496	0-0 G4-6-3 1-2f 2-3		0-1 1B 1-2 1B		0-0 P4 12 1B 1B		1-1 FC3-5-2-3-1 1-3 3-H 1B	4-2 G6-4-3 1-2 BB		4	2	2	0	1	0	4
12 Edwin Encarnación, R (1, 5) OBP: 0.379, SLG: 0.489 45 Bill Bray, L (8, 1) Javier Valentin, S (8, PH) OBP: 0.285, SLG: 0.336 Eddie Guardado, R (9, 1)	0-1 3-H 1B		0-0 F9 2-3		3-1 CS 1-2 1B		4-0 1B SF8 IBB	0-2 G6-4-3 1-2f 2-3 3-H		3 0 1 0	1 0 0 0	2 0 0 0	1 0 0 0	1 0 0 0	0 0 0 0	2 0 2 0
Adam Dunn, L (1, 7) OBP: 0.385, SLG: 0.550	3-2 P5		1-0 26 BB 1B 1-2 3-H 1B		2-1 P4 2-3		0-0 1-3 2-H 3-H 1B	4-1 FC6-4 BB		4	0	2	3	1	0	3
Rich Aurilia, R (1, 4) OBP: 0.332, SLG: 0.507 (8, 5)		1-0 HR	3-1 26 BB 1-2 2-H 1B		2-2 P6 1-2		0-1 SF8 3-H	2-0 FC6-4 1-2f		4	1	2	3	0	0	4
26 David Ross, R (1, 2) OBP: 0.367, SLG: 0.646	0-2 L3-6 2B		4-2 1-2 2-3 BB		2-3 K		0-0 P3			3	0	1	0	1	1	1
Royce Clayton, R (1, 6) OBP: 0.314, SLG: 0.350	2-1 L3-6 2-2		1-3 K		2-3 K			1-0 4 BB 6 SH 1B		4	1	1	0	0	2	4
22 Eric Milton, L (1, 1) OBP: 0.200, SLG: 0.289 Jason LaRue, R (6, PH) OBP: 0.321, SLG: 0.310 25 David Weathers, R (7, 1) 4 Brandon Phillips, R (8, 4) OBP: 0.342, SLG: 0.432	0-3 K			2-1 6 G4-6-3 1B			1-3 K	1 SAFE 1 SAFE 4-2 6 SH 1-2 1B BB		2 1 0 0	0 0 0 1	1 0 0 0	0 0 0 1	0 1 0 0	1 1 0 0	0 0 0 0
Inning Stats	R: 1 H: 3 E: 0 LOB: 1 K: 0 BB: 0 S: 14 P: 17	R: 1 H: 2 E: 0 LOB: 0 K: 1 BB: 0 S: 9 P: 12	R: 2 H: 4 E: 0 LOB: 3 K: 1 BB: 1 S: 21 P: 35	R: 0 H: 1 E: 0 LOB: 0 K: 0 BB: 0 S: 5 P: 9	R: 0 H: 2 E: 0 LOB: 1 K: 0 BB: 0 S: 9 P: 16		R: 0 H: 0 E: 0 LOB: 0 K: 3 BB: 0 S: 10 P: 15	R: 3 H: 3 E: 0 LOB: 1 K: 0 BB: 1 S: 11 P: 18	R: 3 H: 2 E: 1 LOB: 2 K: 0 BB: 3 S: 15 P: 30	1B: 14 2B: 3 3B: 0 HR: 1			SF: 1 SAC: 1 DP: 4 HBP: 0			WP: 0 PB: 0 SB: 0 CS: 1	PA: 42

PITCHER		IP	WLS	BF	H	R	ER	SO	BB	IBB	HBP	BLK	WP	HR	S	P	ERA	WHIP
Jason Marquis, R ERA: 5.82	(1, 1)	2.2	L	16	9	4	4	1	1	0	0	0	0	1	41	60	13.50	3.750
Jorge Sosa, R ERA: 5.17	(3, 1)	3.1		12	4	1	1	4	0	0	0	0	0	0	29	46	2.70	1.200
Tyler Johnson, L ERA: 5.25	(7, 1)	0.1		4	2	1	1	0	0	1	0	0	0	0	6	13	27.00	6.000
41 Braden Looper, R ERA: 4.21	(7, 1)	0.2		3	1	2	2	0	0	0	0	0	0	0	4	5	27.00	1.500
Josh Hancock, R ERA: 3.6	(8, 1)	0.0		4	1	1	1	0	2	0	0	0	0	0	9	17	∞	∞

PITCHER		IP	WLS	BF	H	R	ER	SO	BB	IBB	HBP	BLK	WP	HR	S	P	ERA	WHIP
50 Adam Wainwright, R ERA: 2.48	(8, 1)	1.0		3	0	1	0	0	1	0	0	0	0	0	5	11	0.00	1.000

St. Louis Cardinals @ Cincinnati Reds

Great American Ball Park, Cincinnati, OH

Tue Aug 08 2006, 7:10 PM EDT

Att. 40,094 - Partly Cloudy - 85 F

livebaseballscorecards.com

AB	35
R	10
H	17
RBI	8
BB	5
SO	5
LOB	22

Batter	1	2	3	4	5	6	7	8	9	AB	R	H	RBI	BB	SO	LOB
22 David Eckstein, R (1, 6) OBP: 0.348, SLG: 0.332	2-1 5 E 15 HR 16 1B 1B	1-1 F9 ②		2-1 L5 ③		1-2 16 BB 2-3 1B		1-2 26 BB 16 1B 3-H 1B		5	1	3	1	0	0	1
16 Chris Duncan, L (1, 7) OBP: 0.363, SLG: 0.553	1-1 5 E 15 HR 1-2 1B	1-2 FC6 ③ 1-2f			1-3 K ①	4-0 1-2 BB		0-1 26 BB 1-2 1B		4	1	2	0	1	1	1
34 Randy Flores, L (8, 1)										0	0	0	0	0	0	0
44 Jason Isringhausen, R (8, 1)										0	0	0	0	0	0	0
5 Albert Pujols, R (1, 3) OBP: 0.432, SLG: 0.683	2-1 E6 15 HR 1-2 2-3		1-2 2B		4-0 26 HR BB	1-3 K ③		1-2 F4 ②		4	2	1	0	1	1	7
27 Scott Rolen, R (1, 5) OBP: 0.391, SLG: 0.549	0-3 K ①		1-2 P4 ①		3-2 1-H HR	0-0 G6-3 ①		D 2 SAFE 4-0 1-2 2-3 BB		2	0	0	0	0	1	4
26 Scott Spiezio, S (3, 5) OBP: 0.357, SLG: 0.455										2	1	1	2	1	0	0
15 Jim Edmonds, L (1, 8) OBP: 0.354, SLG: 0.478	2-1 1-H 2-H 3-H HR		4-0 IBB		3-2 P3 ②	2-3 K ②		1-2 F7 ③		4	1	1	4	1	1	3
43 Juan Encarnacion, R (1, 9) OBP: 0.318, SLG: 0.470	0-0 B2-3 ②		2-3 K ②		1-3 K ③	2-2 1B			0-1 F8 ①	5	0	1	0	0	2	2
Ronnie Belliard, R (1, 4) OBP: 0.331, SLG: 0.404	1-2 G2-3 ③		2-2 P4 ③			0-1 22 1B 29 SH2-4 1B		2-1 F7 ③	3-2 L4 ②	5	0	1	0	0	0	3
4 Yadier Molina, R (1, 2) OBP: 0.274, SLG: 0.326		2-2 F9 ①		1-2 G5-3 ①		0-3 K ①	SAFE	3-1 SH1-4 22 1B 2B	1-1 G5-3 ③	5	1	1	0	0	1	1
29 Chris Carpenter, R (1, 1) OBP: 0.091, SLG: 0.091		1-1 16 FC6 1B		0-3 K ②		0-0 SH2-4 1-2		0-1 SH1-4 2-3		2	0	1	0	0	1	0
So Taguchi, R (8, PH) OBP: 0.346, SLG: 0.366										0	0	0	0	0	0	0
(8, 7)																

TOP

St. Louis Cardinals @ Cincinnati Reds

Great American Ball Park, Cincinnati, OH

Wed Aug 09 2006, 7:10 PM EDT
Att. 41,648 - Cloudy - 81 F

livebaseballscorecards.com

AB	38
R	7
H	12
RBI	7
BB	4
SO	8
LOB	22

Inning Stats	1	2	3	4	5	6	7	8	9
	R: 4 E: 1 K: 1 S: 17 H: 3 LOB: 0 BB: 0 P: 25	R: 0 E: 0 K: 0 S: 11 H: 1 LOB: 1 BB: 0 P: 16	R: 0 E: 0 K: 1 S: 12 H: 1 LOB: 2 BB: 1 P: 22	R: 0 E: 0 K: 1 S: 8 H: 0 LOB: 0 BB: 0 P: 11	R: 2 E: 0 K: 2 S: 13 H: 1 LOB: 0 BB: 1 P: 25	R: 0 E: 0 K: 2 S: 12 H: 2 LOB: 3 BB: 1 P: 18	R: 0 E: 0 K: 1 S: 10 H: 1 LOB: 1 BB: 0 P: 16	R: 1 E: 0 K: 0 S: 16 H: 3 LOB: 3 BB: 1 P: 25	R: 0 E: 0 K: 0 S: 7 H: 0 LOB: 0 BB: 0 P: 11

1B: 8 SF: 0
2B: 2 SAC: 2
3B: 0 DP: 0
HR: 2 HBP: 0

WP: 0 PA: 44
PB: 0
SB: 0
CS: 0

PITCHER		IP	WLS	BF	H	R	ER	SO	BB	IBB	HBP	BLK	WP	HR	S	P	ERA	WHIP
39 Aaron Harang, R ERA: 3.68	(1, 1)	6.0		30	8	6	5	7	2	1	0	0	0	2	73	117	7.50	1.667
Rheal Cormier, L ERA: 1.93	(7, 1)	0.2		3	1	0	0	1	0	0	0	0	0	0	8	12	0.00	1.500
25 David Weathers, R ERA: 4.64	(7, 1)	0.1		1	0	0	0	0	0	0	0	0	0	0	2	4	0.00	0.000
45 Bill Bray, L ERA: 3.63	(8, 1)	0.1		4	3	1	1	0	0	0	0	0	0	0	10	13	27.00	9.000
56 Todd Coffey, R ERA: 3.38	(8, 1)	0.1		2	0	0	0	0	1	0	0	0	0	0	3	8	0.00	3.000

PITCHER		IP	WLS	BF	H	R	ER	SO	BB	IBB	HBP	BLK	WP	HR	S	P	ERA	WHIP
Kent Mercker, L ERA: 4.28	(8, 1)	0.1		1	0	0	0	0	0	0	0	0	0	0	3	4	0.00	0.000
Ryan Franklin, R ERA: 4.63	(9, 1)	1.0	W	3	0	0	0	0	0	0	0	0	0	0	7	11	0.00	0.000

BOTTOM

Batter	1	2	3	4	5	6	7	8	9	AB	R	H	RBI	BB	SO	LOB
6 Ryan Freel, R (1, 9) OBP: 0.388, SLG: 0.453	F X 0-1 ① G4-3		C B B F F S 2-3 ③ K			C B B S C 2-3 ① K	C B B F F X 3-2 ③ G4-3			4	0	0	0	0	2	0
Scott Hatteberg, L (1, 3) OBP: 0.421, SLG: 0.508	C B C S 1-3 ② K			X 0-0 HR		C B B B X 3-1 12 HBP 1B SF8 1B		B C B B B 4-1 12 1B BB		3	2	2	1	1	1	0
Ken Griffey Jr., L (1, 8) OBP: 0.300, SLG: 0.493	C B F C 1-3 ③ K			B X 1-0 ① G3-1		C B X 1-1 12 HBP 4 2B 1-2 1B		S S D F B B X 3-2 ① F8		4	1	1	0	0	1	1
12 Edwin Encarnación, R (1, 5) OBP: 0.384, SLG: 0.504		B F F X 1-2 ① F7		B B B C X 3-1 HR		F H 1-1 4 2B 1-2 2-3 HBP		C F B F X 1-2 1-2 1B		3	2	2	1	0	0	0
Adam Dunn, L (1, 7) OBP: 0.384, SLG: 0.556		F B B S F X 2-2 HR		C C B S 1-3 ② K		X 0-0 ② SF8 3-H		F B X 1-1 ② F7		3	1	1	2	0	1	2
4 Brandon Phillips, R (1, 4) OBP: 0.342, SLG: 0.432 Ryan Franklin, R (9, 1)		B C B X 2-1 ② G1-3		B X 1-0 ③ G6-3		B X 1-0 1-H 2-H 2B		C B S X 1-2 ③ G4-3		4 0	0 0	1 0	2 0	0 0	0 0	2 0
Royce Clayton, R (1, 6) OBP: 0.312, SLG: 0.347 Javier Valentin, S (9, PH) OBP: 0.283, SLG: 0.333		F B B F X 2-2 ③ G5-3			F X 0-1 ① G1-3	C X 0-1 ③ G5-3			C C S 0-3 ① K	3 1	0 0	0 0	0 0	0 0	0 1	1 0
Jason LaRue, R (1, 2) OBP: 0.316, SLG: 0.304 45 Bill Bray, L (8, 1) 56 Todd Coffey, R (8, 1) Kent Mercker, L (8, 1) Rich Aurilia, R (9, 4) OBP: 0.334, SLG: 0.507 27 Chris Denorfia, R (9, PR) OBP: 0.327, SLG: 0.267			S X 0-1 ① G6-3		S B S C 1-3 ② K		X 0-0 ① G4-3		B B B B B 4-0 26 HR BB	3 0 0 0 0 0	0 0 0 0 0 1	0 0 0 0 0 0	0 0 0 0 0 0	1 0 0 0 0 0	0 0 0 0 0 0	0 0 0 0 0 0
39 Aaron Harang, R (1, 1) OBP: 0.192, SLG: 0.160 Rheal Cormier, L (7, 1) 25 David Weathers, R (7, 1) 26 David Ross, R (7, PH) OBP: 0.369, SLG: 0.664 (8, 2)			X 0-0 ② G5-3		C B S X 1-2 ③ G1		X 0-0 ② F8		1 SAFE F X 0-1 1-H HR	2 0 0 2	0 0 0 1	0 0 0 1	0 0 0 2	0 0 0 0	0 0 0 0	0 0 0 0
Inning Stats	R: 0 E: 0 K: 2 S: 8 H: 0 LOB: 0 BB: 0 P: 10	R: 1 E: 0 K: 0 S: 12 H: 1 LOB: 0 BB: 0 P: 19	R: 0 E: 0 K: 1 S: 7 H: 0 LOB: 0 BB: 0 P: 9	R: 2 E: 0 K: 1 S: 8 H: 2 LOB: 0 BB: 0 P: 14	R: 0 E: 0 K: 1 S: 8 H: 0 LOB: 0 BB: 0 P: 10	R: 3 E: 0 K: 1 S: 12 H: 3 LOB: 1 BB: 0 P: 20	R: 0 E: 0 K: 0 S: 6 H: 0 LOB: 0 BB: 0 P: 9	R: 0 E: 0 K: 0 S: 14 H: 1 LOB: 2 BB: 1 P: 24	R: 2 E: 0 K: 1 S: 5 H: 1 LOB: 1 BB: 1 P: 9	1B: 3 2B: 1 3B: 0 HR: 4	SF: 1 SAC: 0 DP: 0 HBP: 1			WP: 0 PB: 0 SB: 0 CS: 0	PA: 36		

PITCHER		IP	WLS	BF	H	R	ER	SO	BB	IBB	HBP	BLK	WP	HR	S	P	ERA	WHIP
29 Chris Carpenter, R ERA: 3.27	(1, 1)	7.0		28	6	6	6	6	0	0	1	0	0	3	61	91	7.71	0.857
34 Randy Flores, L ERA: 5.23	(8, 1)	0.1	H	2	0	0	0	0	1	0	0	0	0	0	5	12	0.00	3.000
44 Jason Isringhausen, R ERA: 3.08	(8, 1)	1.0	L	6	2	2	2	1	1	0	0	0	0	1	14	21	18.00	3.000

PITCHER	IP	WLS	BF	H	R	ER	SO	BB	IBB	HBP	BLK	WP	HR	S	P	ERA	WHIP

St. Louis Cardinals @ Cincinnati Reds

Great American Ball Park, Cincinnati, OH

Wed Aug 09 2006, 7:10 PM EDT

Att. 41,648 - Cloudy - 81 F

livebaseballscorecards.com

AB	32
R	8
H	8
RBI	8
BB	2
SO	7
LOB	6

Batter	1	2	3	4	5	6	7	8	9	AB	R	H	RBI	BB	SO	LOB
22 David Eckstein, R (1, 6) OBP: 0.346, SLG: 0.330	C X 0-1 5 E 15 1B 1B	B B F S 2-3 ② K		C B F B X 2-2 ③ G1-3		X 0-0 ③ F7			X 0-0 ① B1-3	5	1	1	0	0	1	3
16 Chris Duncan, L (1, 7) OBP: 0.364, SLG: 0.591	B C X 1-1 ① P4	B C B F S S 2-3 ③ K			B F B X 2-1 HR		X 0-0 ① L9		C B B F X 2-2 HR	5	2	2	2	0	1	3
5 Albert Pujols, R (1, 3) OBP: 0.430, SLG: 0.676	F F B X 1-2 ② L4 1-2		B B C X 2-1 ① G5-3		B F F X 1-2 26 HR 1B		C C X 0-2 ② G6-3		B X 1-0 ② L4	5	1	1	0	0	0	1
15 Jim Edmonds, L (1, 8) OBP: 0.357, SLG: 0.489	F S B B B X 3-2 26 BB 1B 2-H		B X 1-0 HR		S C F B S 1-3 ① K		F F F B X 1-2 1B		B F B X 2-1 ③ L3	5	1	3	2	0	1	1
26 Scott Spiezio, S (1, 5) OBP: 0.359, SLG: 0.468	F B C D F B B 4-2 1-2 BB		X 0-0 ② G3-1		C 1 SAFE F B X 1-2 1-H HR		B S B C X 2-2 ③ F9			3	1	1	2	1	0	1
So Taguchi, R (1, 9) OBP: 0.345, SLG: 0.364	F S F B S 1-3 ③ K		X 0-0 ③ P4		C F X 0-2 ② F9			C X 0-1 1B		4	0	1	0	0	1	2
Aaron Miles, S (1, 4) OBP: 0.337, SLG: 0.358		C X 0-1 23 1B 2B		C X 0-1 2B	C B X 1-1 ③ F8			P F F B S 2-3 ① K		4	0	2	0	0	1	1
Gary Bennett, R (1, 2) OBP: 0.246, SLG: 0.236		F F B S 1-3 ① K		B C C S 1-3 ① K		C B S B F S 2-3 ① K		C F X 0-2 ② F9		4	0	0	0	0	3	3
23 Anthony Reyes, R (1, 1) OBP: 0.118, SLG: 0.118 Jason Marquis, L (6, PH) OBP: 0.212, SLG: 0.270 50 Adam Wainwright, R (6, 1) OBP: 0.500, SLG: 1.250 43 Juan Encarnacion, R (8, PH) OBP: 0.317, SLG: 0.469 34 Randy Flores, L (8, 1) 48 Brad Thompson, R (8, 1) OBP: 0.500, SLG: 0.500		C C F B B X 2-2 2-3 1B		S S B S 1-3 ② K		C F X 0-2 ② G3-1		B B C F S 2-3 ③ K		2 1 0 1 0 0	0 0 0 0 0 0	1 0 0 0 0 0	0 0 0 0 0 0	0 0 0 0 0 0	1 0 0 1 0 0	1 0 0 1 0 0
Inning Stats	R: 1 H: 2 E: 1 LOB: 2 K: 1 BB: 1 S: 17 P: 27	R: 0 H: 2 E: 0 LOB: 2 K: 3 BB: 0 S: 16 P: 23	R: 1 H: 1 E: 0 LOB: 0 K: 0 BB: 0 S: 5 P: 8	R: 0 H: 1 E: 0 LOB: 1 K: 2 BB: 0 S: 11 P: 15	R: 3 H: 3 E: 0 LOB: 0 K: 1 BB: 0 S: 17 P: 23	R: 0 H: 0 E: 0 LOB: 0 K: 1 BB: 0 S: 8 P: 10	R: 0 H: 1 E: 0 LOB: 1 K: 0 BB: 0 S: 11 P: 14	R: 0 H: 1 E: 0 LOB: 1 K: 2 BB: 0 S: 12 P: 15	R: 1 H: 1 E: 0 LOB: 0 K: 0 BB: 0 S: 7 P: 12	1B: 6 SF: 0 2B: 2 SAC: 0 3B: 0 DP: 0 HR: 4 HBP: 0						

PITCHER		IP	WLS	BF	H	R	ER	SO	BB	IBB	HBP	BLK	WP	HR	S	P	ERA	WHIP
61 Bronson Arroyo, R ERA: 3.54	(1, 1)	7.0	L	32	10	5	4	8	1	0	0	0	0	3	85	120	5.14	1.571
56 Todd Coffey, R ERA: 3.32	(8, 1)	1.0		4	1	0	0	2	0	0	0	0	0	0	12	15	0.00	1.000
Rheal Cormier, L ERA: 2.11	(9, 1)	1.0		4	1	1	1	0	0	0	0	0	0	1	7	12	9.00	1.000

PITCHER	IP	WLS	BF	H	R	ER	SO	BB	IBB	HBP	BLK	WP	HR	S	P	ERA	WHIP

TOP

St. Louis Cardinals @ Cincinnati Reds

Great American Ball Park, Cincinnati, OH

Thu Aug 10 2006, 12:35 PM EDT
Att. 39,593 - Partly Cloudy - 84 F

livebaseballscorecards.com

AB	39
R	6
H	12
RBI	6
BB	1
SO	10
LOB	17

WP: 0 PA: 40
PB: 0
SB: 0
CS: 0

St. Louis Cardinals @ Cincinnati Reds

Great American Ball Park, Cincinnati, OH

Thu Aug 10 2006, 12:35 PM EDT

Att. 39,593 - Partly Cloudy - 84 F

BOTTOM

Batter	1	2	3	4	5	6	7	8	9	AB	R	H	RBI	BB	SO	LOB
6 Ryan Freel, R (1, 9) OBP: 0.386, SLG: 0.447	F C B S 1-3 K ①		B C S B S 2-3 K ①		B B B 4-0 G3-6-3 BB		B X 1-0 G4-3 ②		C X 0-1 G6-3 ②	4	0	0	0	1	2	0
Scott Hatteberg, L (1, 3) OBP: 0.423, SLG: 0.509	C B X 1-1 G1-3 ②		C C B T X 1-2 1B		1 SAFE C X 0-1 F8 ①		C B B X 2-1 1B 1B		B C C X 1-2 1B	5	0	3	0	0	0	1
Ken Griffey Jr., L (1, 8) OBP: 0.299, SLG: 0.488	C S S 0-3 K ③		B X 1-0 P6 ②		X 0-0 G3-6-3 ② ③ 1-2f		B X 1-0 12 FC6 1-3 1B		C X 0-1 G4-3 ③	5	0	1	0	0	1	3
12 Edwin Encarnación, R (1, 5) OBP: 0.386, SLG: 0.502		B B F H 3-1 9 BB 4 HBP HBP	C S X 0-2 P6 ③			C B B X 2-1 1B	B F B B X 3-1 FC6 ③ 1-2f			3	0	1	0	0	0	3
Adam Dunn, L (1, 7) OBP: 0.385, SLG: 0.555		B B F S S 2-3 K ①		C S B X 1-2 9 F9 26 HBP 1B		B F B C B S 3-3 K ①		B F X 1-1 4 G5-4-3 1B		4	0	2	0	0	2	2
4 Brandon Phillips, R (1, 4) OBP: 0.341, SLG: 0.429	C F B H 2-2 9 BB 1-2 HBP			B B C X 2-1 F8 ①		B S S D S 2-3 K ②		B F B X 2-1 G5-4-3 ① ② 1-2f		3	0	0	0	0	1	3
26 David Ross, R (1, 2) OBP: 0.372, SLG: 0.655	C B F S 1-3 K ②			B B F B 1 SAFE H 4-1 1-2 HBP		C C S 0-3 K ③		F B B F F F F B B 4-2 9 FC1-4-6 BB		2	0	0	0	1	2	3
9 Juan Castro, R (1, 6) OBP: 0.279, SLG: 0.354		B S S B D F B 4-2 1-2 2-3 BB		C B F B X 2-2 F9 ② 2-3			C X 0-1 F9 ① 1-2f	F X 0-1 FC1-4-6 ③		3	0	0	0	1	0	3
61 Bronson Arroyo, R (1, 1) OBP: 0.169, SLG: 0.250 Javier Valentin, S (7, PH) OBP: 0.288, SLG: 0.360 56 Todd Coffey, R (8, 1) Rheal Cormier, L (9, 1) Todd Hollandsworth, L (9, PH) OBP: 0.252, SLG: 0.439		C B B F X 2-2 F9 ③		D X 1-0 F8 ③			B S F B X 2-2 HR		B B B C C X 3-1 G3-1 ①	2 1 0 0 1	0 1 0 0 0	0 1 0 0 0	0 1 0 0 0	0 0 0 0 0	0 0 0 0 0	5 0 0 0 0
Inning Stats	R: 0 H: 0 E: 0 LOB: 0 K: 2 BB: 0 S: 8 P: 10	R: 0 H: 0 E: 0 LOB: 3 K: 2 BB: 1 S: 15 P: 29	R: 0 H: 1 E: 0 LOB: 1 K: 1 BB: 0 S: 11 P: 15	R: 0 H: 1 E: 0 LOB: 2 K: 0 BB: 0 S: 10 P: 20	R: 0 H: 0 E: 0 LOB: 0 K: 0 BB: 1 S: 3 P: 7	R: 0 H: 1 E: 0 LOB: 1 K: 3 BB: 0 S: 11 P: 18	R: 1 H: 3 E: 0 LOB: 2 K: 0 BB: 0 S: 11 P: 20	R: 0 H: 1 E: 0 LOB: 1 K: 0 BB: 1 S: 11 P: 18	R: 0 H: 1 E: 0 LOB: 1 K: 0 BB: 0 S: 9 P: 13	1B: 7 2B: 0 3B: 0 HR: 1	SF: 0 SAC: 0 DP: 2 HBP: 3					

livebaseballscorecards.com

AB	33
R	1
H	8
RBI	1
BB	3
SO	8
LOB	23

PITCHER	IP	WLS	BF	H	R	ER	SO	BB	IBB	HBP	BLK	WP	HR	S	P	ERA	WHIP
23 Anthony Reyes, R (1, 1) ERA: 4.26	5.0	W	21	2	0	0	5	2	0	3	0	0	0	47	81	0.00	0.800
50 Adam Wainwright, R (6, 1) ERA: 2.55	2.0		10	4	1	1	3	0	0	0	0	0	1	22	38	4.50	2.000
34 Randy Flores, L (8, 1) ERA: 5.23	0.0		1	1	0	0	0	0	0	0	0	0	0	2	3	∞	∞
48 Brad Thompson, R (8, 1) ERA: 4.24	2.0		7	1	0	0	0	1	0	0	0	0	0	18	28	0.00	1.000

PITCHER	IP	WLS	BF	H	R	ER	SO	BB	IBB	HBP	BLK	WP	HR	S	P	ERA	WHIP

WP: 0 PA: 39
PB: 0
SB: 0
CS: 0

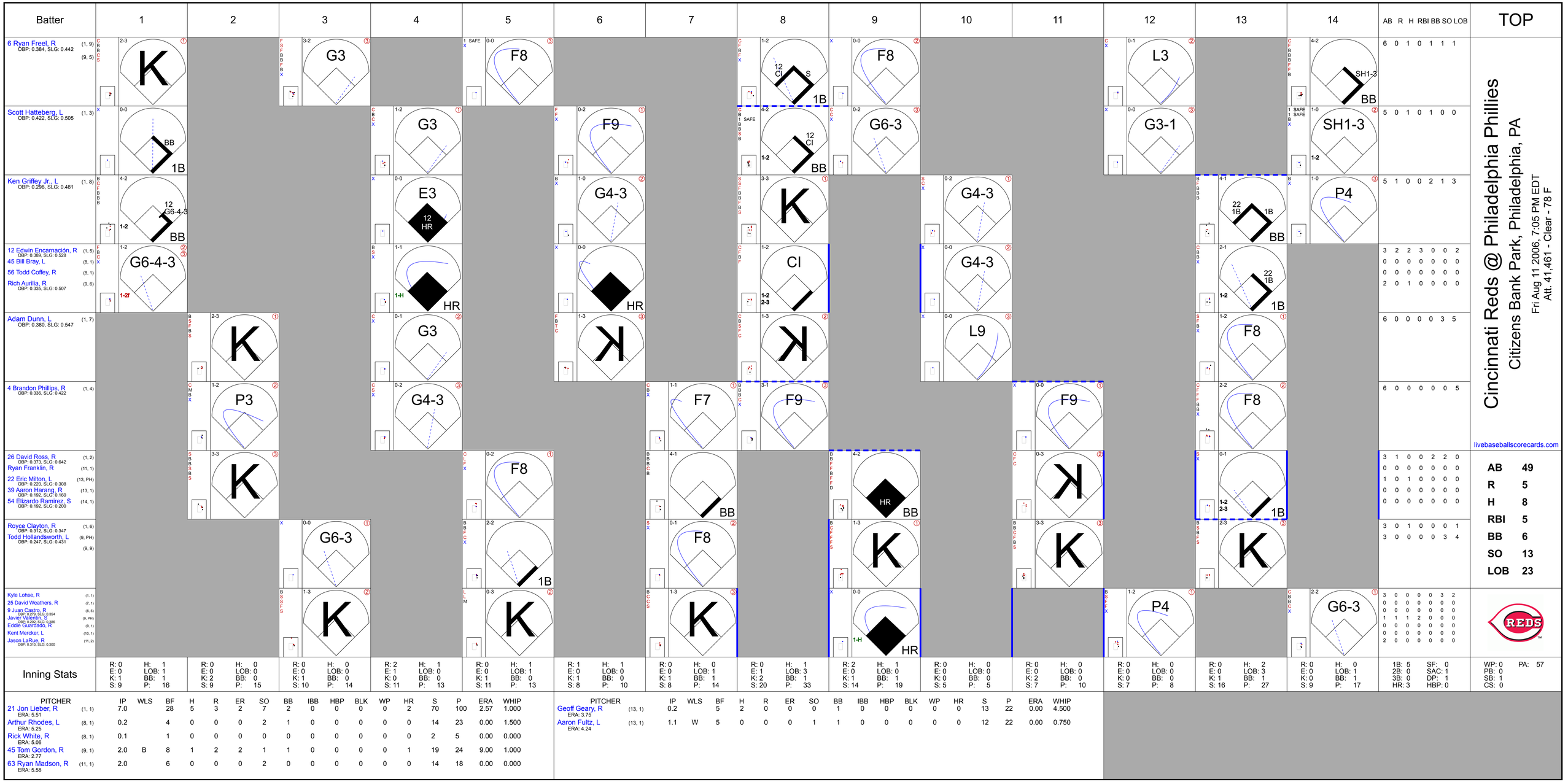
Batter
1
2
3
4
5
6
7
8
9
10
11
12
13
14
AB R H RBI BB SO LOB
TOP
6 Ryan Freel, R (1, 9) (9, 5)
OBP: 0.384, SLG: 0.442
Scott Hatteberg, L (1, 3)
OBP: 0.422, SLG: 0.505
Ken Griffey Jr., L (1, 8)
OBP: 0.298, SLG: 0.481
12 Edwin Encarnación, R (1, 5)
OBP: 0.389, SLG: 0.528
45 Bill Bray, L (8, 1)
56 Todd Coffey, R (8, 1)
Rich Aurilia, R (9, 6)
OBP: 0.335, SLG: 0.507
Adam Dunn, L (1, 7)
OBP: 0.380, SLG: 0.547
4 Brandon Phillips, R (1, 4)
OBP: 0.336, SLG: 0.422
26 David Ross, R (1, 2)
OBP: 0.373, SLG: 0.642
Ryan Franklin, R (11, 1)
22 Eric Milton, L (13, PH)
OBP: 0.220, SLG: 0.308
39 Aaron Harang, R (13, 1)
OBP: 0.192, SLG: 0.160
54 Elizardo Ramirez, S (14, 1)
OBP: 0.192, SLG: 0.200
Royce Clayton, R (1, 6)
OBP: 0.312, SLG: 0.347
Todd Hollandsworth, L (9, PH) (9, 9)
OBP: 0.247, SLG: 0.431
Kyle Lohse, R (1, 1)
25 David Weathers, R (7, 1)
9 Juan Castro, R (8, 5)
OBP: 0.279, SLG: 0.354
Javier Valentín, S (9, PH)
OBP: 0.286, SLG: 0.286
Eddie Guardado, R (9, 1)
Kent Mercker, L (10, 1)
Jason LaRue, R (11, 2)
OBP: 0.313, SLG: 0.300
6 0 1 0 1 1 1
5 0 1 0 1 0 0
5 1 0 0 2 1 3
3 2 2 3 0 0 2
0 0 0 0 0 0 0
0 0 0 0 0 0 0
2 0 1 0 0 0 0
6 0 0 0 0 3 5
6 0 0 0 0 0 5
3 1 0 0 2 2 0
0 0 0 0 0 0 0
1 0 1 0 0 0 0
0 0 0 0 0 0 0
0 0 0 0 0 0 0
3 0 1 0 0 0 1
3 0 0 0 0 3 4
3 0 0 0 0 3 2
0 0 0 0 0 0 0
0 0 0 0 0 0 0
1 1 1 2 0 0 0
0 0 0 0 0 0 0
0 0 0 0 0 0 0
2 0 0 0 0 0 0
Cincinnati Reds @ Philadelphia Phillies
Citizens Bank Park, Philadelphia, PA
Fri Aug 11 2006, 7:05 PM EDT
Att. 41,461 - Clear - 78 F
livebaseballscorecards.com
AB 49
R 5
H 8
RBI 5
BB 6
SO 13
LOB 23
Inning Stats
R: 0 H: 1 E: 0 LOB: 1 K: 1 BB: 1 S: 9 P: 16
R: 0 H: 0 E: 0 LOB: 0 K: 2 BB: 0 S: 9 P: 15
R: 0 H: 0 E: 0 LOB: 0 K: 1 BB: 0 S: 10 P: 14
R: 2 H: 1 E: 1 LOB: 0 K: 0 BB: 0 S: 11 P: 13
R: 0 H: 1 E: 0 LOB: 1 K: 1 BB: 0 S: 11 P: 13
R: 1 H: 1 E: 0 LOB: 0 K: 1 BB: 0 S: 8 P: 10
R: 0 H: 0 E: 0 LOB: 1 K: 1 BB: 1 S: 8 P: 14
R: 0 H: 1 E: 1 LOB: 3 K: 2 BB: 1 S: 20 P: 33
R: 2 H: 1 E: 0 LOB: 0 K: 1 BB: 1 S: 14 P: 19
R: 0 H: 0 E: 0 LOB: 0 K: 0 BB: 0 S: 5 P: 5
R: 0 H: 0 E: 0 LOB: 0 K: 2 BB: 0 S: 7 P: 10
R: 0 H: 0 E: 0 LOB: 0 K: 0 BB: 0 S: 7 P: 8
R: 0 H: 2 E: 0 LOB: 3 K: 1 BB: 1 S: 16 P: 27
R: 0 H: 0 E: 0 LOB: 1 K: 0 BB: 1 S: 9 P: 17
1B: 5 SF: 0 2B: 0 SAC: 1 3B: 0 DP: 1 HR: 3 HBP: 0
WP: 0 PA: 57 PB: 0 SB: 1 CS: 0
PITCHER IP WLS BF H R ER SO BB IBB HBP BLK WP HR S P ERA WHIP
21 Jon Lieber, R (1, 1) ERA: 5.51 7.0 28 5 3 2 7 2 0 0 0 0 2 70 100 2.57 1.000
Arthur Rhodes, L (8, 1) ERA: 5.25 0.2 4 0 0 0 2 1 0 0 0 0 0 14 23 0.00 1.500
Rick White, R (8, 1) ERA: 5.06 0.1 1 0 0 0 0 0 0 0 0 0 0 2 5 0.00 0.000
45 Tom Gordon, R (9, 1) ERA: 2.77 2.0 B 8 1 2 2 1 1 0 0 0 0 1 19 24 9.00 1.000
63 Ryan Madson, R (11, 1) ERA: 5.58 2.0 6 0 0 0 2 0 0 0 0 0 0 14 18 0.00 0.000
PITCHER IP WLS BF H R ER SO BB IBB HBP BLK WP HR S P ERA WHIP
Geoff Geary, R (13, 1) ERA: 3.75 0.2 5 2 0 0 0 1 0 0 0 0 0 13 22 0.00 4.500
Aaron Fultz, L (13, 1) ERA: 4.24 1.1 W 5 0 0 0 1 1 0 0 0 0 0 12 22 0.00 0.750

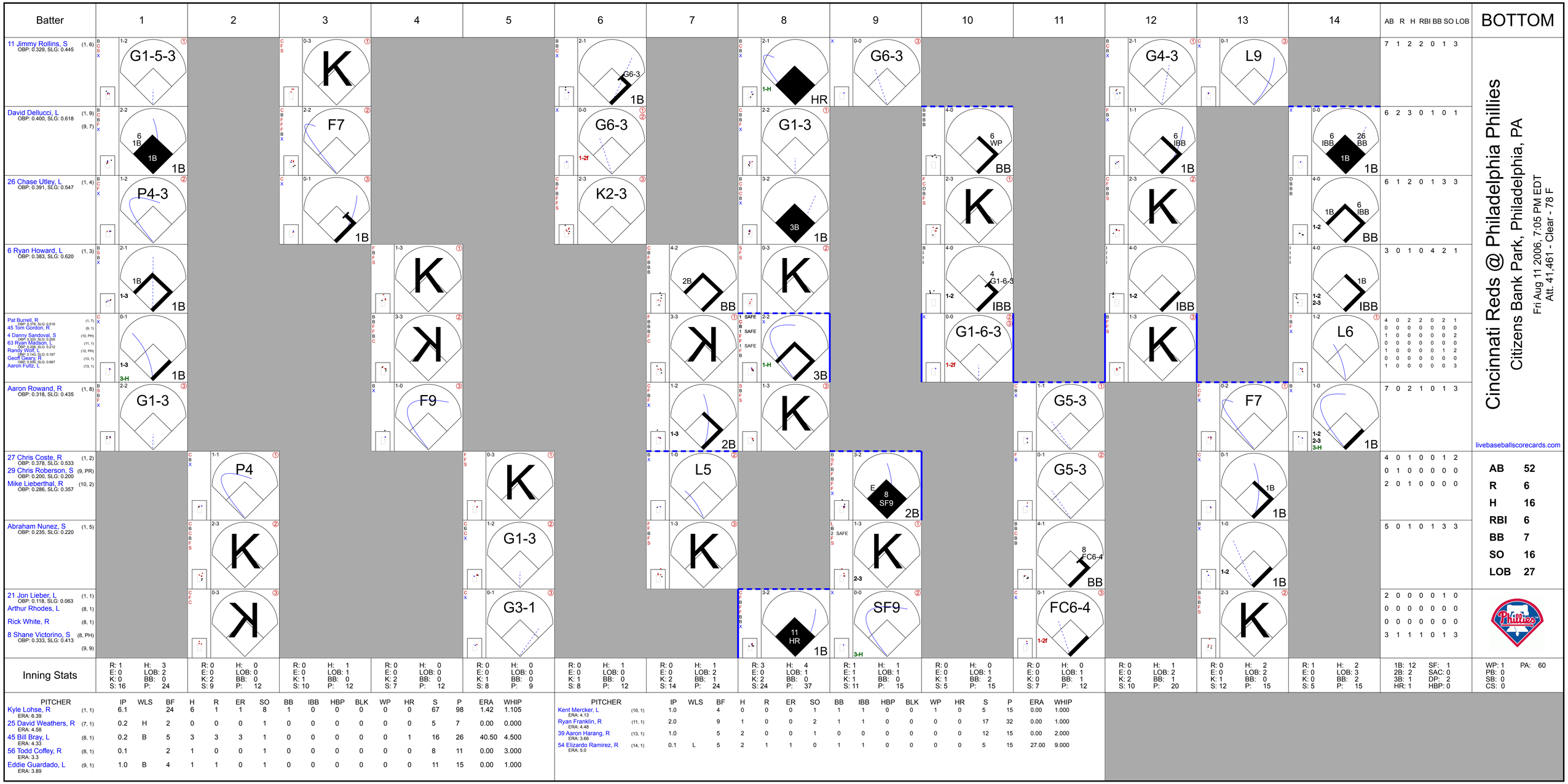
Batter
1
2
3
4
5
6
7
8
9
10
11
12
13
14
AB R H RBI BB SO LOB
BOTTOM
11 Jimmy Rollins, S (1, 6) OBP: 0.329, SLG: 0.445
G1-5-3
7 1 2 2 0 1 3
David Dellucci, L (1, 9) (9, 7) OBP: 0.400, SLG: 0.618
F7
G6-3
G1-3
6 WP BB
6 IBB 1B
6 IBB 26 BB 1B
6 2 3 0 1 0 1
26 Chase Utley, L (1, 4) OBP: 0.391, SLG: 0.547
P4-3
K2-3
3B 1B
K
6 IBB BB
6 1 2 0 1 3 3
6 Ryan Howard, L (1, 3) OBP: 0.383, SLG: 0.620
K
2B BB
4 G1-6-3 IBB
1B IBB
3 0 1 0 4 2 1
Pat Burrell, R (1, 7) OBP: 0.378, SLG: 0.516
45 Tom Gordon, R (9, 1)
4 Danny Sandoval, S (10, PH) OBP: 0.333, SLG: 0.200
63 Ryan Madson, L (11, 1) OBP: 0.209, SLG: 0.212
Randy Wolf, L (12, PH) OBP: 0.143, SLG: 0.167
Geoff Geary, R (13, 1) OBP: 0.500, SLG: 0.667
Aaron Fultz, L (13, 1)
1 SAFE
G1-6-3
L6
4 0 2 2 0 2 1
0 0 0 0 0 0 0
1 0 0 0 0 0 2
0 0 0 0 0 0 0
1 0 0 0 0 1 2
0 0 0 0 0 0 0
1 0 0 0 0 0 3
Aaron Rowand, R (1, 8) OBP: 0.318, SLG: 0.435
G1-3
F9
2B
G5-3
F7
7 0 2 1 0 1 3
27 Chris Coste, R (1, 2) OBP: 0.378, SLG: 0.533
29 Chris Roberson, S (9, PR) OBP: 0.200, SLG: 0.200
Mike Lieberthal, R (10, 2) OBP: 0.286, SLG: 0.357
P4
L5
E 8 SF9 2B
4 0 1 0 0 1 2
0 1 0 0 0 0 0
2 0 1 0 0 0 0
Abraham Nunez, S (1, 5) OBP: 0.235, SLG: 0.220
K
G1-3
G5-3
1B
5 0 1 0 1 3 3
21 Jon Lieber, L (1, 1) OBP: 0.118, SLG: 0.063
Arthur Rhodes, L (8, 1)
Rick White, R (8, 1)
8 Shane Victorino, S (8, PH) OBP: 0.333, SLG: 0.413
(9, 9)
G3-1
11 HR 1B
SF9
FC6-4
2 0 0 0 0 1 0
0 0 0 0 0 0 0
0 0 0 0 0 0 0
3 1 1 1 0 1 3
Inning Stats
R: 1 E: 0 K: 0 S: 16 H: 3 LOB: 2 BB: 0 P: 24
R: 0 E: 0 K: 2 S: 9 H: 0 LOB: 0 BB: 0 P: 12
R: 0 E: 0 K: 1 S: 10 H: 1 LOB: 1 BB: 0 P: 12
R: 0 E: 0 K: 2 S: 7 H: 0 LOB: 0 BB: 0 P: 12
R: 0 E: 0 K: 1 S: 8 H: 0 LOB: 0 BB: 0 P: 9
R: 0 E: 0 K: 1 S: 8 H: 1 LOB: 0 BB: 0 P: 12
R: 0 E: 0 K: 2 S: 14 H: 1 LOB: 2 BB: 1 P: 24
R: 3 E: 0 K: 2 S: 24 H: 4 LOB: 1 BB: 0 P: 37
R: 1 E: 1 K: 1 S: 11 H: 1 LOB: 1 BB: 0 P: 15
R: 0 E: 0 K: 1 S: 5 H: 0 LOB: 1 BB: 2 P: 15
R: 0 E: 0 K: 0 S: 7 H: 0 LOB: 1 BB: 1 P: 12
R: 0 E: 0 K: 2 S: 10 H: 1 LOB: 2 BB: 1 P: 20
R: 0 E: 0 K: 1 S: 12 H: 2 LOB: 2 BB: 0 P: 15
R: 1 E: 0 K: 0 S: 5 H: 2 LOB: 3 BB: 2 P: 15
1B: 12 2B: 2 3B: 1 HR: 1
SF: 1 SAC: 0 DP: 2 HBP: 0
WP: 1 PB: 0 SB: 0 CS: 0
PA: 60
PITCHER IP WLS BF H R ER SO BB IBB HBP BLK WP HR S P ERA WHIP
Kyle Lohse, R (1, 1) ERA: 6.39 6.1 24 6 1 1 8 1 0 0 0 0 0 67 98 1.42 1.105
25 David Weathers, R (7, 1) ERA: 4.58 0.2 H 2 0 0 0 1 0 0 0 0 0 0 5 7 0.00 0.000
45 Bill Bray, L (8, 1) ERA: 4.33 0.2 B 5 3 3 3 1 0 0 0 0 0 1 16 26 40.50 4.500
56 Todd Coffey, R (8, 1) ERA: 3.3 0.1 2 1 0 0 1 0 0 0 0 0 0 8 11 0.00 3.000
Eddie Guardado, L (9, 1) ERA: 3.89 1.0 B 4 1 1 0 1 0 0 0 0 0 0 11 15 0.00 1.000
PITCHER IP WLS BF H R ER SO BB IBB HBP BLK WP HR S P ERA WHIP
Kent Mercker, L (10, 1) ERA: 4.13 1.0 4 0 0 0 1 1 1 0 0 1 0 5 15 0.00 1.000
Ryan Franklin, R (11, 1) ERA: 4.48 2.0 9 1 0 0 2 1 1 0 0 0 0 17 32 0.00 1.000
39 Aaron Harang, R (13, 1) ERA: 3.66 1.0 5 2 0 0 1 0 0 0 0 0 0 12 15 0.00 2.000
54 Elizardo Ramirez, R (14, 1) ERA: 5.0 0.1 L 5 2 1 1 0 1 1 0 0 0 0 5 15 27.00 9.000
Cincinnati Reds @ Philadelphia Phillies
Citizens Bank Park, Philadelphia, PA
Fri Aug 11 2006, 7:05 PM EDT
Att: 41,461 - Clear - 78 F
livebaseballscorecards.com
AB 52
R 6
H 16
RBI 6
BB 7
SO 16
LOB 27

Cincinnati Reds @ Philadelphia Phillies

Citizens Bank Park, Philadelphia, PA

Sat Aug 12 2006, 7:05 PM EDT

Att. 39,553 - Clear - 76 F

TOP

livebaseballscorecards.com

Batter	1	2	3	4	5	6	7	8	9	AB	R	H	RBI	BB	SO	LOB
6 Ryan Freel, R (1, 9) OBP: 0.387, SLG: 0.445	K	1B 1-2 2-H 3-H 1B		S 3-H 2B		F9			1B S 12 1B BB	4	1	2	3	1	1	1
Scott Hatteberg, L (1, 3) OBP: 0.424, SLG: 0.505	G1-3	1-3 2-H 1B		2 SAFE S BB		G4-3 2-3			1 SAFE 1 SAFE 12 1B G4-3 1-3 1B	4	1	2	1	1	0	1
Ken Griffey Jr., L (1, 8) OBP: 0.295, SLG: 0.475	K	K		K 1-2 2-3		G4-3			G4-3 1-2	5	0	0	0	0	3	7
12 Edwin Encarnación, R (1, 5) OBP: 0.389, SLG: 0.524		K	G5-3	IBB			P6		4 S 4 1B 2-3 3-H 1B	4	1	1	1	1	1	0
Adam Dunn, L (1, 7) OBP: 0.379, SLG: 0.542		4 BB 54 1B BB	K	F8			F7		P5	4	1	0	0	1	1	5
Javier Valentin, S (1, 2) OBP: 0.296, SLG: 0.386		54 1B 4 BB 6 1-2 1B	G6-3		G5-3		K		4 1B 1-2 3-H 1B	5	1	2	1	0	1	0
4 Brandon Phillips, R (1, 4) OBP: 0.341, SLG: 0.436		54 1B 6 1-2 2-3 BB		HR	B5-3			L6-4 2B	1-3 2-H 1B	4	2	3	2	1	0	0
Royce Clayton, R (1, 6) OBP: 0.310, SLG: 0.348		K		SH5-4 6 2B	K			L6-4 2-2	G6-3	5	1	1	0	0	2	6
54 Elizardo Ramirez, S (1, 1) OBP: 0.222, SLG: 0.231 Chris Michalak, L (2, 1) OBP: 0.500, SLG: 1.000 Eddie Guardado, R (9, 1)		6 1B 1-2 2-3 3-H 1B		SH5-4 2-3		G4-3 2B		K		1 2 0	1 0 0	1 1 0	1 0 0	0 0 0	0 1 0	0 0 0
Inning Stats	R: 0 E: 0 K: 2 S: 7 H: 0 LOB: 0 BB: 0 P: 12	R: 4 E: 0 K: 3 S: 23 H: 4 LOB: 2 BB: 2 P: 39	R: 0 E: 0 K: 1 S: 9 H: 0 LOB: 0 BB: 0 P: 12	R: 2 E: 0 K: 1 S: 11 H: 3 LOB: 3 BB: 2 P: 25	R: 0 E: 0 K: 1 S: 7 H: 0 LOB: 0 BB: 0 P: 11	R: 0 E: 0 K: 0 S: 8 H: 1 LOB: 1 BB: 0 P: 12	R: 0 E: 0 K: 1 S: 7 H: 0 LOB: 0 BB: 0 P: 9	R: 0 E: 0 K: 1 S: 8 H: 1 LOB: 0 BB: 0 P: 10	R: 3 E: 0 K: 0 S: 21 H: 4 LOB: 2 BB: 1 P: 39	1B: 8 2B: 5 3B: 0 HR: 1 SF: 0 SAC: 1 DP: 1 HBP: 0						

AB	38
R	9
H	13
RBI	9
BB	5
SO	10
LOB	20

WP: 0 PB: 0 SB: 4 CS: 0 PA: 44

PITCHER		IP	WLS	BF	H	R	ER	SO	BB	IBB	HBP	BLK	WP	HR	S	P	ERA	WHIP
47 Scott Mathieson, R ERA: 6.48	(1, 1)	3.1		19	7	6	6	6	2	0	0	0	0	1	44	70	16.20	2.700
Aaron Fultz, L ERA: 4.19	(4, 1)	0.2		4	0	0	0	1	1	1	0	0	0	0	6	18	0.00	1.500
Geoff Geary, R ERA: 3.58	(5, 1)	3.0		10	1	0	0	2	0	0	0	0	0	0	22	32	0.00	0.333
63 Ryan Madson, R ERA: 5.53	(8, 1)	1.0		3	1	0	0	1	0	0	0	0	0	0	8	10	0.00	1.000
45 Tom Gordon, R ERA: 3.28	(9, 1)	0.2	L	7	4	3	3	0	1	0	0	0	0	0	16	31	40.50	7.500

PITCHER		IP	WLS	BF	H	R	ER	SO	BB	IBB	HBP	BLK	WP	HR	S	P	ERA	WHIP
Rick White, R ERA: 5.02	(9, 1)	0.1		1	0	0	0	0	0	0	0	0	0	0	5	8	0.00	0.000

BOTTOM

Cincinnati Reds @ Philadelphia Phillies

Citizens Bank Park, Philadelphia, PA

Sat Aug 12 2006, 7:05 PM EDT
Att. 39,553 - Clear - 76 F

livebaseballscorecards.com

Batter	1	2	3	4	5	6	7	8	9	AB	R	H	RBI	BB	SO	LOB
11 Jimmy Rollins, S (1, 6) OBP: 0.332, SLG: 0.458	4-1 HR BB	2-1 2-H 3-H HR			2-2 G6-3 ①		2-0 G6-3 ②		2-2 HR	4	3	2	4	1	0	0
David Dellucci, L (1, 9) OBP: 0.402, SLG: 0.630	0-0 1-H HR	1-2 G1-3 ②			1-0 F9 ②		4-2 BB		3-2 26 HBP 1B	3	1	1	2	1	0	0
63 Ryan Madson, L (8, 1) OBP: 0.206, SLG: 0.212										0	0	0	0	0	0	0
45 Tom Gordon, R (9, 1)										0	0	0	0	0	0	0
Rick White, R (9, 1)										0	0	0	0	0	0	0
Mike Lieberthal, R (9, PH) OBP: 0.290, SLG: 0.361										1	0	1	0	0	0	0
26 Chase Utley, L (1, 4) OBP: 0.389, SLG: 0.543	1-2 G4-3 ①	1-1 P5 ③			2-1 G3 ③		1 SAFE F 1 SAFE 1-1 F9 ③		1-1 1-2 HBP	4	0	0	0	0	0	1
6 Ryan Howard, L (1, 3) OBP: 0.384, SLG: 0.624	1-2 G4-3 ②		3-2 F8 ①			1-2 E1 27 G4-3 1B		0-0 HR	2-3 K ③	5	1	2	1	0	1	2
Pat Burrell, R (1, 7) OBP: 0.379, SLG: 0.518	3-2 2B		0-0 G4-3 ②			0-0 L5 ①		4-0 G5-4-3 BB		3	0	1	0	1	0	1
Aaron Rowand, R (1, 8) OBP: 0.318, SLG: 0.433	1-2 G5-3 ③		0-2 G5-6-3 ③			2-1 27 G4-3 1B		1 SAFE 1-1 G5-4-3 ① ② 1-2f		4	0	1	0	0	0	2
27 Chris Coste, R (1, 2) OBP: 0.373, SLG: 0.521		0-2 47 SH5-4 11 HR 1B 1B		1-1 G1-3 ①		0-1 G4-3 ② 1-2 2-3		1-0 G6-3 ③		4	1	1	0	0	0	2
Abraham Nunez, S (1, 5) OBP: 0.235, SLG: 0.221		0-0 47 SH5-4 11 HR 1-2 1B		3-1 F9 ②		1-1 G6-3 ③			2-3 K ①	4	1	1	0	0	1	2
47 Scott Mathieson, R (1, 1) OBP: 0.143, SLG: 0.143		0-0 SH5-4 ① 1-2 2-3		1-0 F9 ③			0-1 P4 ①		1-2 F8 ②	0	0	0	0	0	0	0
Aaron Fultz, L (4, 1)										0	0	0	0	0	0	0
4 Danny Sandoval, S (4, PH) OBP: 0.316, SLG: 0.188										1	0	0	0	0	0	0
Geoff Geary, R (5, 1) OBP: 0.500, SLG: 0.667										0	0	0	0	0	0	0
8 Shane Victorino, S (7, PH) OBP: 0.330, SLG: 0.409										2	0	0	0	0	0	0
(8, 9)																

	AB	35
	R	7
	H	10
	RBI	7
	BB	3
	SO	2
	LOB	10

Inning Stats	1	2	3	4	5	6	7	8	9	1B: 5	SF: 0	WP: 0	PA: 40
	R: 2 E: 0 K: 0 S: 19	R: 3 E: 0 K: 0 S: 12	R: 0 E: 0 K: 0 S: 7	R: 0 E: 0 K: 0 S: 5	R: 0 E: 0 K: 0 S: 6	R: 0 E: 1 K: 0 S: 10	R: 0 E: 0 K: 0 S: 10	R: 1 E: 0 K: 0 S: 4	R: 1 E: 0 K: 2 S: 18	2B: 1	SAC: 1	PB: 0	
	H: 2 LOB: 1 BB: 1 P: 29	H: 3 LOB: 0 BB: 0 P: 16	H: 0 LOB: 0 BB: 0 P: 10	H: 0 LOB: 0 BB: 0 P: 10	H: 0 LOB: 0 BB: 0 P: 11	H: 2 LOB: 2 BB: 0 P: 14	H: 0 LOB: 1 BB: 1 P: 17	H: 1 LOB: 0 BB: 1 P: 10	H: 2 LOB: 2 BB: 0 P: 29	3B: 0	DP: 1	SB: 0	
										HR: 4	HBP: 1	CS: 0	

PITCHER		IP	WLS	BF	H	R	ER	SO	BB	IBB	HBP	BLK	WP	HR	S	P	ERA	WHIP
54 Elizardo Ramirez, R ERA: 5.37	(1, 1)	1.1		10	5	5	5	0	1	0	0	0	0	2	26	38	33.75	4.500
Chris Michalak, L ERA: 1.35	(2, 1)	6.2	W	24	3	1	1	0	2	0	0	0	0	1	47	79	1.35	0.750
Eddie Guardado, L ERA: 4.04	(9, 1)	1.0	S	6	2	1	1	2	0	0	1	0	0	1	18	29	9.00	2.000

PITCHER		IP	WLS	BF	H	R	ER	SO	BB	IBB	HBP	BLK	WP	HR	S	P	ERA	WHIP

Cincinnati Reds @ Philadelphia Phillies

Citizens Bank Park, Philadelphia, PA

Sun Aug 13 2006, 1:35 PM EDT

Att. 37,677 - Sunny - 77 F

TOP

livebaseballscorecards.com

Batter	1	2	3	4	5	6	7	8	9	10	11	AB	R	H	RBI	BB	SO	LOB
6 Ryan Freel, R (1, 9) OBP: 0.386, SLG: 0.442	K		FC4-6 BB		K		G3 BLK FC4-2 1B		K		K	5	0	1	0	1	4	1
Scott Hatteberg, L (1, 3) OBP: 0.423, SLG: 0.500	K		FC4-6 1B 12 1B 1-2f 2-H		F9		SAFE SAFE SAFE G3 1-3		K 1B		1B BB	5	1	1	0	1	1	2
Ken Griffey Jr., L (1, 8) OBP: 0.298, SLG: 0.475	1B		12 1B 1B 1-3			G3-1	FC4-2 12 BB 3-H		K		1B 1-3 2-H	6	0	3	1	0	1	2
12 Edwin Encarnación, R (1, 5) OBP: 0.391, SLG: 0.533	K		1B 1-2 3-H			HR	BB 1-2			K	K	5	1	2	2	1	3	3
Adam Dunn, L (1, 7) OBP: 0.377, SLG: 0.545		K	F7 3-H			HR	F9			F7		5	1	1	1	0	1	4
Rich Aurilia, R (1, 6) OBP: 0.334, SLG: 0.514	P2			P4		HR		G6-3		G6-3		4	1	1	1	0	0	0
25 David Weathers, R (8, 1)												0	0	0	0	0	0	0
Eddie Guardado, R (9, 1)												0	0	0	0	0	0	0
Royce Clayton, R (10, PH) OBP: 0.310, SLG: 0.347												1	0	0	0	0	0	0
45 Bill Bray, L (10, 1)												0	0	0	0	0	0	0
4 Brandon Phillips, R (1, 4) OBP: 0.342, SLG: 0.438	K		G6-3			K	26 L5-4 2B			9 2B 26 SH3-4 1B		5	1	2	0	0	2	0
26 David Ross, R (1, 2) OBP: 0.370, SLG: 0.630		P3	K			HBP	L5-4 2-2				SH3-4 1-2	3	0	0	0	0	1	1
22 Eric Milton, L (1, 1) OBP: 0.227, SLG: 0.333		E 2B	K		K				G6-3		1B 2B 2-H	3	1	1	0	0	2	1
56 Todd Coffey, R (6, 1)												0	0	0	0	0	0	0
Rheal Cormier, L (7, 1)												0	0	0	0	0	0	0
9 Juan Castro, R (8, 6) OBP: 0.281, SLG: 0.360												2	1	1	1	0	0	0
Inning Stats	R: 0 E: 0 K: 3 S: 14 H: 1 LOB: 1 BB: 0 P: 22	R: 0 E: 0 K: 2 S: 9 H: 0 LOB: 0 BB: 0 P: 14	R: 2 E: 1 K: 0 S: 18 H: 3 LOB: 2 BB: 1 P: 34	R: 0 E: 0 K: 1 S: 7 H: 0 LOB: 0 BB: 0 P: 8	R: 0 E: 0 K: 2 S: 9 H: 0 LOB: 0 BB: 0 P: 12	R: 3 E: 0 K: 2 S: 16 H: 3 LOB: 1 BB: 0 P: 26	R: 0 E: 0 K: 0 S: 12 H: 1 LOB: 2 BB: 1 P: 23	R: 0 E: 0 K: 0 S: 6 H: 1 LOB: 0 BB: 0 P: 7	R: 0 E: 0 K: 2 S: 19 H: 1 LOB: 1 BB: 0 P: 29	R: 0 E: 0 K: 1 S: 5 H: 0 LOB: 0 BB: 0 P: 7	R: 2 E: 0 K: 2 S: 16 H: 3 LOB: 2 BB: 1 P: 24	1B: 7 2B: 4 3B: 0 HR: 3 SF: 0 SAC: 1 DP: 1 HBP: 1						WP: 0 PB: 0 SB: 0 CS: 0 PA: 49	

PITCHER	IP	WLS	BF	H	R	ER	SO	BB	IBB	HBP	BLK	WP	HR	S	P	ERA	WHIP
39 Brett Myers, R (1, 1) ERA: 4.12	5.2		26	7	5	5	9	1	0	1	0	0	3	69	110	7.94	1.412
48 Brian Sanches, R (6, 1) ERA: 5.93	1.0		5	1	0	0	1	1	0	0	1	0	0	13	23	0.00	2.000
Aaron Fultz, L (7, 1) ERA: 4.17	0.1		1	0	0	0	0	0	0	0	0	0	0	3	6	0.00	0.000
Rick White, R (8, 1) ERA: 4.8	2.0		7	2	0	0	2	0	0	0	0	0	0	25	36	0.00	1.000
Arthur Rhodes, L (10, 1) ERA: 5.11	1.0		3	0	0	0	1	0	0	0	0	0	0	5	7	0.00	0.000

PITCHER	IP	WLS	BF	H	R	ER	SO	BB	IBB	HBP	BLK	WP	HR	S	P	ERA	WHIP
63 Ryan Madson, R (11, 1) ERA: 5.64	1.0	L	7	3	2	2	2	1	0	0	0	0	0	16	24	18.00	4.000

AB	44
R	7
H	13
RBI	6
BB	3
SO	15
LOB	14

Cincinnati Reds @ Philadelphia Phillies

Citizens Bank Park, Philadelphia, PA

Sun Aug 13 2006, 1:35 PM EDT

Att. 37,677 - Sunny - 77 F

livebaseballscorecards.com

BOTTOM

Batter	1	2	3	4	5	6	7	8	9	10	11	AB	R	H	RBI	BB	SO	LOB
11 Jimmy Rollins, S (1, 6) OBP: 0.336, SLG: 0.463	2-2 26 F9 8 SH5-3 1B		2-2 8 G6-4-3 1B		2-2 G1-3		3-2 8 FC6-4 1-2 1B		1-0 FC5 27 1B 6 1B 1-2		1-2 2B	6	1	4	0	0	0	1
8 Shane Victorino, S (1, 9) OBP: 0.330, SLG: 0.405 Rick White, R (8, 1) 27 Chris Coste, R (9, PH) OBP: 0.379, SLG: 0.526 29 Chris Roberson, S (9, PR) OBP: 0.192, SLG: 0.192 (10, 9)	0-0 SH5-3 1-2		1-2 G6-4-3 1-2f	4-1 6 HR BB	1-1 FC6-4 1-2f				1-1 6 1B 1-2 2-H 1B		0-3 K	2 0 1 1	1 0 0 0	0 0 1 0	0 0 1 0	1 0 0 0	0 0 0 0	3 0 0 1
26 Chase Utley, L (1, 4) OBP: 0.386, SLG: 0.538	1-2 F9 2-3			1-3 K		2-3 K		2-1 1B 1B	0-3 K		2-1 G1-3	6	0	1	0	0	3	5
6 Ryan Howard, L (1, 3) OBP: 0.386, SLG: 0.631	0-0 G3-1			3-2 BB 1B 1B	1-1 1-H HR			2-3 K	0-0 1-3 2-H 1B			5	2	3	3	0	1	2
Pat Burrell, R (1, 7) OBP: 0.377, SLG: 0.512 Arthur Rhodes, L (10, 1) 63 Ryan Madson, L (11, 1) OBP: 0.206, SLG: 0.212		3-3 K		4-1 1B 1-2 BB	2-2 G6-3			3-3 K	1-3 K			4 0 0	0 0 0	0 0 0	0 0 0	1 0 0	3 0 0	3 0 0
Aaron Rowand, R (1, 8) OBP: 0.319, SLG: 0.432	2-1 F9			1-2 G1-6-3 1-3 2-H 1B		3-1 P4		1-2 1B		0-1 P4		5	0	2	1	0	0	0
Mike Lieberthal, R (1, 2) OBP: 0.294, SLG: 0.358	4-2 BB			1-1 G1-6-3 1-2f			1-2 F7	3-2 G4-3		1-0 E7 L4-6 1B		4	0	1	0	1	0	4
Abraham Nunez, S (1, 5) OBP: 0.240, SLG: 0.226	0-0 F9				1-3 K		2-2 11 1B 1B		3-2 11 E 27 1B 1B	3-2 L4-6 2-2		5	1	2	0	0	1	2
39 Brett Myers, R (1, 1) OBP: 0.095, SLG: 0.023 48 Brian Sanches, R (6, 1) Aaron Fultz, L (7, 1) David Dellucci, L (7, PH) OBP: 0.396, SLG: 0.619 (8, 9) (10, 7)			0-1 G4-1		0-3 K		2-1 P6		1-3 K		3-2 F7	2 0 0 3	0 0 0 0	0 0 0 0	0 0 0 0	0 0 0 1	1 0 0 2	0 0 0 2
Inning Stats	R: 0 E: 0 K: 0 S: 9 H: 1 LOB: 1 BB: 0 P: 12	R: 0 E: 0 K: 1 S: 14 H: 0 LOB: 1 BB: 1 P: 23	R: 0 E: 0 K: 0 S: 8 H: 1 LOB: 0 BB: 0 P: 11	R: 1 E: 0 K: 1 S: 14 H: 2 LOB: 1 BB: 1 P: 24	R: 0 E: 0 K: 2 S: 10 H: 0 LOB: 0 BB: 0 P: 13	R: 2 E: 0 K: 1 S: 11 H: 1 LOB: 0 BB: 1 P: 23	R: 0 E: 0 K: 0 S: 13 H: 2 LOB: 2 BB: 0 P: 22	R: 0 E: 0 K: 2 S: 16 H: 2 LOB: 2 BB: 0 P: 27	R: 2 E: 1 K: 3 S: 17 H: 3 LOB: 2 BB: 0 P: 24	R: 0 E: 1 K: 0 S: 6 H: 1 LOB: 0 BB: 0 P: 10	R: 0 E: 0 K: 1 S: 12 H: 1 LOB: 1 BB: 0 P: 18	1B: 12 2B: 2 3B: 0 HR: 1	SF: 0 SAC: 1 DP: 3 HBP: 0		WP: 0 PB: 0 SB: 0 CS: 0		PA: 48	

	AB	44
	R	5
	H	14
	RBI	5
	BB	3
	SO	11
	LOB	23

PITCHER	IP	WLS	BF	H	R	ER	SO	BB	IBB	HBP	BLK	WP	HR	S	P	ERA	WHIP
22 Eric Milton, L (1, 1) ERA: 5.01	5.1		22	5	3	3	5	3	0	0	0	0	1	61	96	5.06	1.500
56 Todd Coffey, R (6, 1) ERA: 3.24	1.0	H	4	1	0	0	0	0	0	0	0	0	0	11	19	0.00	1.000
Rheal Cormier, L (7, 1) ERA: 2.06	1.0	H	5	2	0	0	1	0	0	0	0	0	0	12	22	0.00	2.000
25 David Weathers, R (8, 1) ERA: 4.53	0.2	H	3	1	0	0	1	0	0	0	0	0	0	11	18	0.00	1.500
Eddie Guardado, L (9, 1) ERA: 3.93	1.0	B	7	3	2	0	3	0	0	0	0	0	0	17	24	0.00	3.000

PITCHER	IP	WLS	BF	H	R	ER	SO	BB	IBB	HBP	BLK	WP	HR	S	P	ERA	WHIP
45 Bill Bray, L (10, 1) ERA: 4.1	2.0	W	7	2	0	0	1	0	0	0	0	0	0	18	28	0.00	1.000

Batter	1	2	3	4	5	6	7	8	9	AB	R	H	RBI	BB	SO	LOB
6 Ryan Freel, R (1, 9) OBP: 0.385, SLG: 0.438	C B F X 1-2 F7 ①			S B H 2-1 CS HBP		F C B S 1-3 K ②			X 0-0 G5-3 ①	3	0	0	0	0	1	0
Scott Hatteberg, L (1, 3) OBP: 0.418, SLG: 0.494	X 0-0 G6-3 ②			1 SAFE C F C 0-3 K ①		C B S X 1-2 G3 ③			B C C B C 2-3 K ②	4	0	0	0	0	2	1
Ken Griffey Jr., L (1, 8) OBP: 0.297, SLG: 0.473	C C B B X 2-2 F8 ③			C 1 SAFE B B C X 2-2 ② ③ L9 1-2			B X 1-0 12 G4-3 1B		B B S X 2-1 G1-3 ③	4	0	1	0	0	0	1
12 Edwin Encarnación, R (1, 5) OBP: 0.387, SLG: 0.527		B X 1-0 G5-3 ①			B B F X 2-1 L3 ①		C B F X 1-2 G4-3 ① ② 1-2f			3	0	0	0	0	0	1
Adam Dunn, L (1, 7) OBP: 0.377, SLG: 0.544		F B B C B X 3-2 G4-3 ②			X 0-0 1B 1B		C X 0-1 L3 ③			3	0	1	0	0	0	0
4 Brandon Phillips, R (1, 4) OBP: 0.342, SLG: 0.437		C X 0-1 G4-3 ③			B F B X 2-1 F9 ②			S B F B X 2-2 1B		3	0	1	0	0	0	1
Royce Clayton, R (1, 6) OBP: 0.310, SLG: 0.347			C S X 0-2 G6-3 ①		X 0-0 FC6-4 1-2 1B			F S B B S 2-3 K ①		3	0	1	0	0	1	1
Jason LaRue, R (1, 2) OBP: 0.309, SLG: 0.296 Todd Hollandsworth, L (8, PH) OBP: 0.246, SLG: 0.429 37 Brian Shackelford, L (8, 1)			C B S X 1-2 G6-3 ②		S B B B X 3-1 ③ FC6-4 1-2f			B F C S 1-3 K ②		2 1 0	0 0 0	0 0 0	0 0 0	0 0 0	0 1 0	2 1 0
39 Aaron Harang, R (1, 1) OBP: 0.189, SLG: 0.157 9 Juan Castro, R (6, PH) OBP: 0.280, SLG: 0.358 Ryan Franklin, R (6, 1) Javier Valentin, S (8, PH) OBP: 0.294, SLG: 0.384 (8, 2)			S T F S 0-3 K ③			B C X 1-1 G6-3 ①		C F B B F X 2-2 G4-3 ③		1 1 0 1	0 0 0 0	0 0 0 0	0 0 0 0	1 0 0 0	0 0 0 0	0 0 0 1
Inning Stats	R: 0 H: 0 E: 0 LOB: 0 K: 0 BB: 0 S: 7 P: 10	R: 0 H: 0 E: 0 LOB: 0 K: 0 BB: 0 S: 6 P: 10	R: 0 H: 0 E: 0 LOB: 0 K: 1 BB: 0 S: 10 P: 11	R: 0 H: 0 E: 0 LOB: 0 K: 1 BB: 0 S: 7 P: 11	R: 0 H: 2 E: 0 LOB: 2 K: 0 BB: 0 S: 8 P: 15	R: 0 H: 0 E: 0 LOB: 0 K: 1 BB: 0 S: 8 P: 11	R: 0 H: 1 E: 0 LOB: 0 K: 0 BB: 0 S: 6 P: 8	R: 0 H: 1 E: 0 LOB: 1 K: 2 BB: 0 S: 13 P: 20	R: 0 H: 0 E: 0 LOB: 0 K: 1 BB: 0 S: 6 P: 10	1B: 4 SF: 0 2B: 0 SAC: 0 3B: 0 DP: 1 HR: 0 HBP: 1						

PITCHER	IP	WLS	BF	H	R	ER	SO	BB	IBB	HBP	BLK	WP	HR	S	P	ERA	WHIP
29 Chris Carpenter, R (1, 1) ERA: 3.09	9.0	W	30	4	0	0	6	0	0	1	0	0	0	71	106	0.00	0.444

PITCHER	IP	WLS	BF	H	R	ER	SO	BB	IBB	HBP	BLK	WP	HR	S	P	ERA	WHIP

TOP

Cincinnati Reds @ St. Louis Cardinals

Busch Stadium, St. Louis, MO

Tue Aug 15 2006, 7:10 PM CDT

Att. 42,761 - Clear - 84 F

livebaseballscorecards.com

AB	29
R	0
H	4
RBI	0
BB	0
SO	6
LOB	9

WP: 0 PA: 30
PB: 0
SB: 0
CS: 1

Batter	1	2	3	4	5	6	7	8	9	AB	R	H	RBI	BB	SO	LOB
22 David Eckstein, R (1, 6) OBP: 0.350, SLG: 0.332	C F X 0-2 ① P5		H 1-0 5 1B HBP		X 0-0 16 HR 1B	C B F F X 1-2 ② G6-3		B B C B B 4-1 16 1B BB		3	1	1	0	1	0	0
16 Chris Duncan, L (1, 7) OBP: 0.376, SLG: 0.604	B S B C S 2-3 ② K		D B F B F X 3-2 ② L7		B X 1-0 1-H HR	B C X 1-1 5 1B 1B		C B B F B X 1-2 3-2 1B		5	1	3	2	0	1	1
5 Albert Pujols, R (1, 3) OBP: 0.439, SLG: 0.692	B F F B X 2-2 ③ G5-3		B S B X 2-1 1-3 1B		X 0-0 SH1-4 27 WP 2B	C B X 1-1 1-2 1B		B X 1-0 ② F4		5	1	3	0	0	0	2
15 Jim Edmonds, L (1, 8) OBP: 0.354, SLG: 0.480 So Taguchi, R (5, 8) OBP: 0.338, SLG: 0.359		B S B C T F B B 4-2 27 FC6-4 BB	S B F B S 2-3 ③ K		X 0-0 ① SH1-4 2-3	B X 1-0 ③ F8		B F F X 1-2 ③ G5-3		1 2	0 0	0 0	0 0	1 0	1 0	2 4
27 Scott Rolen, R (1, 5) OBP: 0.392, SLG: 0.549	C C B X 1-2 ① FC6-4 43 G6-3 1-2f 1B			S S X 0-2 ① P4	D F D S B B 4-2 1B 3-H BB		B C S X 1-2 2B			3	1	1	0	1	0	1
43 Juan Encarnacion, R (1, 9) OBP: 0.313, SLG: 0.461	C B B F X 2-2 ② G6-3 1-2			B X 1-0 2B 2B	B F S X 1-2 ② L9		F F B B F F X 3-2 ① F9			4	1	1	0	0	0	3
Ronnie Belliard, R (1, 4) OBP: 0.336, SLG: 0.406	X 0-0 2-H 1B			B C D X 2-1 2-H 2B	C F X 0-2 1-2 1B		I I I I 4-0 4 G5-4-3 IBB			3	0	3	2	1	0	0
4 Yadier Molina, R (1, 2) OBP: 0.274, SLG: 0.323	F F S 0-3 ③ K			F S D F B F F B X 3-2 ② P4	S F F D X 1-2 ③ L8		X 0-0 ② ③ G5-4-3 1-2f			4	0	0	0	0	1	6
29 Chris Carpenter, R (1, 1) OBP: 0.083, SLG: 0.083			C C B B F F F C 2-3 ① K	X 0-0 ③ F9		C S B B F X 2-2 ① G6-3		F X 0-1 ① G5-3		4	0	0	0	0	1	1
Inning Stats	R: 0 E: 0 K: 1 S: 10 H: 0 LOB: 0 BB: 0 P: 14	R: 1 E: 0 K: 1 S: 14 H: 1 LOB: 1 BB: 1 P: 21	R: 0 E: 0 K: 2 S: 14 H: 1 LOB: 2 BB: 0 P: 24	R: 1 E: 0 K: 0 S: 13 H: 2 LOB: 1 BB: 0 P: 19	R: 3 E: 0 K: 0 S: 16 H: 4 LOB: 2 BB: 1 P: 23	R: 0 E: 0 K: 0 S: 14 H: 2 LOB: 2 BB: 0 P: 20	R: 0 E: 0 K: 0 S: 10 H: 1 LOB: 1 BB: 1 P: 18	R: 0 E: 0 K: 0 S: 10 H: 1 LOB: 2 BB: 1 P: 19		1B: 7 2B: 4 3B: 0 HR: 1	SF: 0 SAC: 1 DP: 1 HBP: 1					

PITCHER		IP	WLS	BF	H	R	ER	SO	BB	IBB	HBP	BLK	WP	HR	S	P	ERA	WHIP
39 Aaron Harang, R ERA: 3.82	(1, 1)	5.0	L	26	8	5	5	4	2	0	1	0	1	1	67	101	9.00	2.000
Ryan Franklin, R ERA: 4.33	(6, 1)	2.0		9	3	0	0	0	0	1	0	0	0	0	24	38	0.00	1.500
37 Brian Shackelford, L ERA: 6.43	(8, 1)	1.0		5	1	0	0	0	1	0	0	0	0	0	10	19	0.00	2.000

PITCHER	IP	WLS	BF	H	R	ER	SO	BB	IBB	HBP	BLK	WP	HR	S	P	ERA	WHIP

BOTTOM

Cincinnati Reds @ St. Louis Cardinals

Busch Stadium, St. Louis, MO

Tue Aug 15 2006, 7:10 PM CDT

Att. 42,761 - Clear - 84 F

livebaseballscorecards.com

AB	34
R	5
H	12
RBI	4
BB	4
SO	4
LOB	20

1B: 7	SF: 0	WP: 1	PA: 40
2B: 4	SAC: 1	PB: 0	
3B: 0	DP: 1	SB: 0	
HR: 1	HBP: 1	CS: 0	

Batter	1	2	3	4	5	6	7	8	9	AB	R	H	RBI	BB	SO	LOB
6 Ryan Freel, R (1, 9) OBP: 0.387, SLG: 0.437	F8		12 HR BB 1B	BB		G6-3			G5-4-3 BB	3	1	1	0	2	0	0
Scott Hatteberg, L (1, 3) OBP: 0.413, SLG: 0.487	G4-3		L8	F7			G1-3		G5-4-3 1-2f	5	0	0	0	0	0	4
Ken Griffey Jr., L (1, 8) OBP: 0.302, SLG: 0.481	F9		12 HR 1-2 BB		HR		BB			2	2	1	1	2	0	0
12 Edwin Encarnación, R (1, 5) OBP: 0.389, SLG: 0.550 9 Juan Castro, R (9, 6) OBP: 0.280, SLG: 0.358		HR	1-H 2-H HR		F8		F7			4 0	2 0	2 0	4 0	0 0	0 0	1 0
Adam Dunn, L (1, 7) OBP: 0.378, SLG: 0.549		4 FC5-4 BB	G1-3		HR		K			3	1	1	1	1	1	1
Rich Aurilia, R (1, 6) OBP: 0.336, SLG: 0.523 (9, 5)		P6		HR	G6-3			4 G6-4-3 1B		4	1	2	1	0	0	1
4 Brandon Phillips, R (1, 4) OBP: 0.339, SLG: 0.433		FC5-4 1-2f		F7	K			G6-4-3 1-2f		4	0	0	0	0	1	2
26 David Ross, R (1, 2) OBP: 0.368, SLG: 0.618		K		61 SH1-3 BB		G5-3		F7		3	0	0	0	1	1	1
61 Bronson Arroyo, R (1, 1) OBP: 0.164, SLG: 0.241 56 Todd Coffey, R (8, 1) Todd Hollandsworth, L (9, PH) OBP: 0.244, SLG: 0.426 25 David Weathers, R (9, 1)			F8	SH1-3 1-2		G6-3			K	2 0 1 0	0 0 0 0	0 0 0 0	0 0 0 0	0 0 1 0	0 0 0 0	0 0 0 0
Inning Stats	R: 0 E: 0 K: 0 S: 11 H: 0 LOB: 0 BB: 0 P: 16	R: 1 E: 0 K: 1 S: 15 H: 1 LOB: 1 BB: 1 P: 27	R: 3 E: 0 K: 0 S: 18 H: 2 LOB: 0 BB: 1 P: 25	R: 1 E: 0 K: 0 S: 9 H: 1 LOB: 2 BB: 2 P: 19	R: 2 E: 0 K: 1 S: 15 H: 2 LOB: 0 BB: 0 P: 17	R: 0 E: 0 K: 0 S: 5 H: 0 LOB: 0 BB: 0 P: 9	R: 0 E: 0 K: 1 S: 9 H: 0 LOB: 1 BB: 1 P: 18	R: 0 E: 0 K: 0 S: 7 H: 1 LOB: 0 BB: 0 P: 12	R: 0 E: 0 K: 1 S: 9 H: 0 LOB: 0 BB: 1 P: 17	1B: 2 2B: 0 3B: 0 HR: 5	SF: 0 SAC: 1 DP: 2 HBP: 0				WP: 0 PB: 0 SB: 0 CS: 0	PA: 38	

TOP

Cincinnati Reds @ St. Louis Cardinals

Busch Stadium, St. Louis, MO

Wed Aug 16 2006, 7:10 PM CDT
Att. 42,752 - Partly Cloudy - 85 F

livebaseballscorecards.com

AB	31
R	7
H	7
RBI	7
BB	6
SO	4
LOB	10

PITCHER		IP	WLS	BF	H	R	ER	SO	BB	IBB	HBP	BLK	WP	HR	S	P	ERA	WHIP
23 Anthony Reyes, R ERA: 4.73	(1, 1)	3.1	L	17	4	5	5	1	3	0	0	0	0	3	50	79	13.50	2.100
Jorge Sosa, R ERA: 5.22	(4, 1)	1.2		8	2	2	2	1	1	0	0	0	0	2	18	25	10.80	1.800
41 Braden Looper, R ERA: 3.93	(6, 1)	1.0		3	0	0	0	0	0	0	0	0	0	0	5	9	0.00	0.000
34 Randy Flores, L ERA: 5.08	(7, 1)	1.0		4	0	0	0	1	1	0	0	0	0	0	9	18	0.00	1.000
Josh Hancock, R ERA: 3.61	(8, 1)	1.0		3	1	0	0	0	0	0	0	0	0	0	7	12	0.00	1.000

PITCHER		IP	WLS	BF	H	R	ER	SO	BB	IBB	HBP	BLK	WP	HR	S	P	ERA	WHIP
Tyler Johnson, L ERA: 5.33	(9, 1)	1.0		3	0	0	0	1	1	0	0	0	0	0	9	17	0.00	1.000

BOTTOM

Cincinnati Reds @ St. Louis Cardinals

Busch Stadium, St. Louis, MO

Wed Aug 16 2006, 7:10 PM CDT
Att. 42,752 - Partly Cloudy - 85 F

livebaseballscorecards.com

Batter	1	2	3	4	5	6	7	8	9	AB	R	H	RBI	BB	SO	LOB
22 David Eckstein, R (1, 6) OBP: 0.351, SLG: 0.331	4-0 G6-4-3 5 16 BB BB		2-2 FC5-4 5 16 1B 1-2 1B		3-2 F8 ②			1-3 K 27 1B 16 1B G3	0-1 E6 1-2	4	1	1	0	1	1	1
16 Chris Duncan, L (1, 7) OBP: 0.388, SLG: 0.614	4-2 5 G6-4-3 1-2 BB		2-0 5 FC5-4 1-2 2-3 1B		2-2 2B			2-2 G3 27 1B 1-2 1B	2-3 K ③	4	0	3	0	1	1	2
5 Albert Pujols, R (1, 3) OBP: 0.435, SLG: 0.684	1-0 G6-4-3 ① ② 1-2f 2-3		2-2 FC5-4 ② 27 BB 1-2f 2-3 3-H		0-0 L9 ③			1-0 F9 ①		4	0	0	1	0	0	7
27 Scott Rolen, R (1, 5) OBP: 0.393, SLG: 0.547	2-1 F7 ③		4-0 1-2 BB			2-3 K ①		0-0 G3 1-2 2-3 1B		3	0	1	0	1	1	1
Timo Perez, L (1, 9) OBP: 0.258, SLG: 0.345		1-1 F7 ①	3-2 F7 ③			0-0 G3 ②		0-1 G3 ② 1-2 2-3 3-H		4	0	0	1	0	0	5
43 Juan Encarnacion, R (1, 8) OBP: 0.310, SLG: 0.456		0-3 K ②		1-2 P1 ①		1-3 K ③		2-0 G4-3 ③		4	0	0	0	0	2	2
Aaron Miles, S (1, 4) OBP: 0.331, SLG: 0.352		3-2 G3-1 ③		0-1 L7 ②			0-0 P6 ①		1-2 22 E 1B	4	0	1	0	0	0	0
Gary Bennett, R (1, 2) OBP: 0.238, SLG: 0.229			1-2 P2 ①	1-1 L6 ③			1-2 G6-3 ②		0-0 F9 ①	4	0	0	0	0	0	1
23 Anthony Reyes, R (1, 1) OBP: 0.467, SLG: 0.667 Jorge Sosa, R (4, 1) OBP: 0.000, SLG: 0.632 Jason Marquis, L (5, PH) OBP: 0.000, SLG: 0.000 41 Braden Looper, R (6, 1) OBP: 0.500, SLG: 1.000 34 Randy Flores, L (7, 1) 26 Scott Spiezio, S (7, PH) OBP: 1.000, SLG: 1.000 Josh Hancock, R (8, 1) Tyler Johnson, S (8, 1) So Taguchi, R (9, PH) OBP: 0.357, SLG: 0.556			1-2 16 1B 22 1B 5 FC5-4 1B		0-2 G1-3 ①		3-1 G3-1 ③		1-3 K ②	1 1 1 0 0 0 0 0 0 0 0 0 0 0 1 0 0 0 0 0 0 0 0 0 0 0 0 0 0 0 0 0 0 0 0 1 0 0 0 0 0 0 0 0 0 0 0 0 0 0 0 0 0 0 0 0 1 0 0 0 0 1 1							
Inning Stats	R: 0 E: 0 K: 0 S: 5 H: 0 LOB: 1 BB: 2 P: 16	R: 0 E: 0 K: 1 S: 9 H: 0 LOB: 0 BB: 0 P: 13	R: 1 E: 0 K: 0 S: 22 H: 3 LOB: 3 BB: 1 P: 37	R: 0 E: 0 K: 0 S: 7 H: 0 LOB: 0 BB: 0 P: 9	R: 0 E: 0 K: 0 S: 11 H: 1 LOB: 1 BB: 0 P: 16	R: 0 E: 0 K: 2 S: 8 H: 0 LOB: 0 BB: 0 P: 11	R: 0 E: 0 K: 0 S: 6 H: 0 LOB: 0 BB: 0 P: 10	R: 1 E: 0 K: 1 S: 11 H: 2 LOB: 2 BB: 0 P: 17	R: 0 E: 1 K: 2 S: 13 H: 1 LOB: 2 BB: 0 P: 17	1B: 6 2B: 1 3B: 0 HR: 0	SF: 0 SAC: 0 DP: 1 HBP: 0						

AB	35
R	2
H	7
RBI	2
BB	3
SO	6
LOB	20

WP: 0 PB: 1 SB: 0 CS: 0 PA: 38

PITCHER		IP	WLS	BF	H	R	ER	SO	BB	IBB	HBP	BLK	WP	HR	S	P	ERA	WHIP
61 Bronson Arroyo, R ERA: 3.45	(1, 1)	7.0	W	27	4	1	1	3	3	0	0	0	0	0	68	112	1.29	1.000
56 Todd Coffey, R ERA: 3.19	(8, 1)	1.0		6	2	1	0	1	0	0	0	0	0	0	11	17	0.00	2.000
25 David Weathers, R ERA: 4.45	(9, 1)	1.0		5	1	0	0	2	0	0	0	0	0	0	13	17	0.00	1.000

PITCHER	IP	WLS	BF	H	R	ER	SO	BB	IBB	HBP	BLK	WP	HR	S	P	ERA	WHIP

Batter	1	2	3	4	5	6	7	8	9	AB	R	H	RBI	BB	SO	LOB
6 Ryan Freel, R (1, 9) OBP: 0.383, SLG: 0.432	B F B B X 3-1 ① F7			B X 1-0 ① G5-3		C B B X 2-1 ② P4		C B F B X 2-2 ③ L7		4	0	0	0	0	0	1
Scott Hatteberg, L (1, 3) OBP: 0.412, SLG: 0.483	C B B B X 2-1 ② F8			B B C B B 4-1 1B BB		C F B B X 2-2 ③ F9			B B C B X 3-1 ① G3-1	3	0	0	0	1	0	0
Ken Griffey Jr., L (1, 8) OBP: 0.304, SLG: 0.489	B S F B F F B X 3-2 ③ G6-3			B B X 2-0 **1-2** 1B			B B C F B F F F F 3-2 F F X HR		X 0-0 ② G4-3	4	1	2	1	0	0	0
12 Edwin Encarnación, R (1, 5) OBP: 0.384, SLG: 0.541		X 0-0 ① G4-3		B F F F X 1-2 ② F3			C B F B F C 2-3 ① K		C B X 1-1 ③ F8	4	0	0	0	0	1	2
Adam Dunn, L (1, 7) OBP: 0.375, SLG: 0.545		B B B C C X 3-2 ② F9		B B 2 SAFE B C F S 3-3 ③ K			B B X 2-0 ② L3			3	0	0	0	0	1	2
Rich Aurilia, R (1, 6) OBP: 0.333, SLG: 0.518		B C S X 1-2 ③ P2			B F X 1-1 ① G6-3		C S X 0-2 ③ G3-1			3	0	0	0	0	0	0
4 Brandon Phillips, R (1, 4) OBP: 0.339, SLG: 0.435			X 0-0 ① L8		C C B B B X 3-2 ② P4			F M X 0-2 26 SH5-3 2B		3	0	1	0	0	0	0
26 David Ross, R (1, 2) OBP: 0.364, SLG: 0.610			C F X 0-2 ② G5-3		X 0-0 ③ P3			T B L X 1-2 ① SH5-3 2-3		2	0	0	0	0	0	0
Kyle Lohse, R (1, 1) Javier Valentin, S (8, PH) OBP: 0.292, SLG: 0.381 Ryan Franklin, R (8, 1)			C X 0-1 ③ G5-3			C S X 0-2 ① G3		C C S 0-3 ② K		2 1 0	0 0 0	0 0 0	0 0 0	0 0 0	0 1 0	0 1 0
Inning Stats	R: 0 H: 0 E: 0 LOB: 0 K: 0 BB: 0 S: 9 P: 17	R: 0 H: 0 E: 0 LOB: 0 K: 0 BB: 0 S: 7 P: 11	R: 0 H: 0 E: 0 LOB: 0 K: 0 BB: 0 S: 6 P: 6	R: 0 H: 1 E: 0 LOB: 2 K: 1 BB: 1 S: 10 P: 21	R: 0 H: 0 E: 0 LOB: 0 K: 0 BB: 0 S: 6 P: 10	R: 0 H: 0 E: 0 LOB: 0 K: 0 BB: 0 S: 8 P: 12	R: 1 H: 1 E: 0 LOB: 0 K: 1 BB: 0 S: 17 P: 24	R: 0 H: 1 E: 0 LOB: 1 K: 1 BB: 0 S: 12 P: 15	R: 0 H: 0 E: 0 LOB: 0 K: 0 BB: 0 S: 5 P: 9	1B: 1 SF: 0 2B: 1 SAC: 1 3B: 0 DP: 0 HR: 1 HBP: 0						

TOP

Cincinnati Reds @ St. Louis Cardinals

Busch Stadium, St. Louis, MO

Thu Aug 17 2006, 1:10 PM CDT

Att. 40,346 - Cloudy - 85 F

livebaseballscorecards.com

AB	29
R	1
H	3
RBI	1
BB	1
SO	3
LOB	6

WP: 0 PA: 31
PB: 0
SB: 0
CS: 0

PITCHER		IP	WLS	BF	H	R	ER	SO	BB	IBB	HBP	BLK	WP	HR	S	P	ERA	WHIP
Jeff Weaver, R ERA: 6.07	(1, 1)	7.1		26	3	1	1	2	1	0	0	0	0	1	69	108	1.23	0.545
50 Adam Wainwright, R ERA: 3.1	(8, 1)	0.2		2	0	0	0	1	0	0	0	0	0	0	6	8	0.00	0.000
44 Jason Isringhausen, R ERA: 3.02	(9, 1)	1.0	W	3	0	0	0	0	0	0	0	0	0	0	5	9	0.00	0.000

PITCHER	IP	WLS	BF	H	R	ER	SO	BB	IBB	HBP	BLK	WP	HR	S	P	ERA	WHIP

Batter	1	2	3	4	5	6	7	8	9	AB	R	H	RBI	BB	SO	LOB
22 David Eckstein, R (1, 6) OBP: 0.348, SLG: 0.328	C B B X 2-1 ① P5		C F F F S 0-3 ② K			B X 1-0 ① G4-3		X 0-0 ③ F9		4	0	0	0	0	1	0
16 Chris Duncan, L (1, 7) OBP: 0.397, SLG: 0.618	B X 1-0 5 FC5-4 1B		S X 0-1 1B			B B B C C S 3-3 ② K			X 0-0 5 27 BB 1B	4	1	3	0	0	1	0
5 Albert Pujols, R (1, 3) OBP: 0.434, SLG: 0.679	B F 1 SAFE B S F F X 2-2 ② FC5-4 27 BB 1-2f		X 0-0 ③ G4-3			B C B B B X 3-1 ③ F8			B B B B 4-0 27 1B 1-2 BB	3	0	0	0	1	0	2
27 Scott Rolen, R (1, 5) OBP: 0.396, SLG: 0.556	B B C B C B 4-2 1-2 BB			C B B B F F X 3-2 ① G5-3			B B S B F F X 3-2 HR		B F B C X 2-2 1-2 2-H 1B	3	1	2	2	1	0	0
43 Juan Encarnacion, R (1, 9) OBP: 0.310, SLG: 0.456	F S X 0-2 ③ F8			S X 0-1 ② F9			C C X 0-2 G1-6-3 1B			3	0	1	0	0	0	2
Ronnie Belliard, R (1, 4) OBP: 0.336, SLG: 0.405		F B X 1-1 ① G6-3		B X 1-0 CS 1B			1 SAFE B 1 SAFE B 1 SAFE 1 SAFE F F S 2-3 ① K			3	0	1	0	0	1	1
So Taguchi, R (1, 8) OBP: 0.333, SLG: 0.354		C S S B X 1-2 ② F8		B 1-0 ③ CS 1-2	F B F F F S 1-3 ① K		L X 0-1 ② ③ G1-6-3 1-2f			3	0	0	0	0	1	1
4 Yadier Molina, R (1, 2) OBP: 0.272, SLG: 0.320		X 0-0 ③ G4-3			C F S 0-3 ② K			C X 0-1 ① F7		3	0	0	0	0	1	0
Jeff Weaver, R (1, 1) OBP: 0.188, SLG: 0.133 50 Adam Wainwright, R (8, 1) OBP: 0.500, SLG: 1.250 Timo Perez, L (8, PH) OBP: 0.250, SLG: 0.333 44 Jason Isringhausen, R (9, 1)		B C B S S 2-3 ① K			B C X 1-1 ③ G3-1			C C F B B F X 2-2 ② F9		2 0 1 0	0 0 0 0	0 0 0 0	0 0 0 0	0 0 0 0	1 0 0 0	0 0 0 0
Inning Stats	R: 0 E: 0 K: 0 S: 13 H: 1 LOB: 2 BB: 1 P: 22	R: 0 E: 0 K: 0 S: 6 H: 0 LOB: 0 BB: 0 P: 8	R: 0 E: 0 K: 2 S: 12 H: 1 LOB: 1 BB: 0 P: 14	R: 0 E: 0 K: 0 S: 7 H: 1 LOB: 0 BB: 0 P: 12	R: 0 E: 0 K: 2 S: 10 H: 0 LOB: 0 BB: 0 P: 12	R: 0 E: 0 K: 1 S: 6 H: 0 LOB: 0 BB: 0 P: 13	R: 1 E: 0 K: 1 S: 12 H: 2 LOB: 0 BB: 0 P: 17	R: 0 E: 0 K: 0 S: 8 H: 0 LOB: 0 BB: 0 P: 10	R: 1 E: 0 K: 0 S: 4 H: 2 LOB: 2 BB: 1 P: 10	1B: 6 2B: 0 3B: 0 HR: 1	SF: 0 SAC: 0 DP: 1 HBP: 0				WP: 0 PB: 0 SB: 0 CS: 1	PA: 32	

PITCHER		IP	WLS	BF	H	R	ER	SO	BB	IBB	HBP	BLK	WP	HR	S	P	ERA	WHIP
Kyle Lohse, R ERA: 5.96	(1, 1)	7.0		25	5	1	1	6	1	0	0	0	0	1	66	98	1.29	0.857
Ryan Franklin, R ERA: 4.41	(8, 1)	1.0	L	6	2	1	1	0	1	0	0	0	0	0	12	20	9.00	3.000

PITCHER	IP	WLS	BF	H	R	ER	SO	BB	IBB	HBP	BLK	WP	HR	S	P	ERA	WHIP

BOTTOM

Cincinnati Reds @ St. Louis Cardinals

Busch Stadium, St. Louis, MO

Thu Aug 17 2006, 1:10 PM CDT

Att. 40,346 - Cloudy - 85 F

livebaseballscorecards.com

AB	29
R	2
H	7
RBI	2
BB	2
SO	6
LOB	6

Batter	1	2	3	4	5	6	7	8	9	AB	R	H	RBI	BB	SO	LOB
6 Chris Duffy, L (1, 8) OBP: 0.262, SLG: 0.258	C S F C 0-3 ① K	S B F X 1-2 ③ F9		B C X 1-1 ① F8	B C X 1-1 ③ FC6-4 1-2f		B B S F X 2-2 ③ G2-3			5	0	0	0	0	1	5
2 Jack Wilson, R (1, 6) OBP: 0.310, SLG: 0.385	C B F X 1-2 ② G5-3		B C C F S 1-3 ① K	X 0-0 ② L8		C F X 0-2 HR		C F F X 0-2 ① P3		5	1	1	1	0	1	0
12 Freddy Sanchez, R (1, 5) OBP: 0.388, SLG: 0.498	C B B B X 3-1 1B		B B X 2-0 1B HR 1B	C B X 1-1 ③ G5-3		B F B X 2-1 1B 2B		B B X 2-0 2B		5	1	4	0	0	0	0
Jason Bay, R (1, 7) OBP: 0.406, SLG: 0.535	C 1 SAFE F B X 1-2 ③ G5-3		D F B X 2-1 1B HR 1-2 1B		F B B X 2-1 1B BB 2B	F B F F S 1-3 ① K		X 0-0 ② G5-3		5	2	2	0	0	1	3
Xavier Nady, R (1, 3) OBP: 0.339, SLG: 0.483		C X 0-1 SH1-3 26 1B 45 BLK 1B	C F F B X 1-2 1-H 2-H HR		X 0-0 BB 26 1B 2-3 1B	X 0-0 26 G4-6-3 2-3 1B		B B C F F F S 2-3 ③ K		5	2	4	3	0	1	1
26 Ronny Paulino, R (1, 2) OBP: 0.364, SLG: 0.405		C L 1 SAFE B F B B X 3-2 45 BLK SH1-3 45 G4-3 1-2 1B	B C B B B 4-1 HBP BB		B X 1-0 BB 1-2 1B	C X 0-1 ②③ G4-6-3 1-2f			C X 0-1 ① G6-3	4	1	2	0	1	0	2
José Bautista, R (1, 9) OBP: 0.352, SLG: 0.450		X 0-0 ① SH1-3 1-2 2-3	C C H 1-2 45 FC6-4 1-2 HBP		B S S X 1-2 ① P4		C C X 0-2 ① P4		C F B X 1-2 ② G6-3	3	0	0	0	0	0	3
Jose Castillo, R (1, 4) OBP: 0.326, SLG: 0.426		I I I I 4-0 45 G4-3 45 BLK IBB	B C S X 1-2 ② F9		B B B F S B 4-2 6 FC6-4 1-2 2-3 3-H BB		X 0-0 ② G4-3		F B X 1-1 1B	3	0	1	1	2	0	2
45 Ian Snell, R (1, 1) OBP: 0.122, SLG: 0.103 34 John Grabow, L (8, 1) José Hernández, R (9, PH) OBP: 0.331, SLG: 0.353 Britt Reames, R (9, 1)		C 1 SAFE F F X 0-2 ② G4-3 1-3 2-H 3-H	X 0-0 ③ FC6-4 1-2f		C B T B S 2-3 ② K		B B B C X 3-1 2B		X 0-0 ③ F8	4 0 1 0	0 0 0 0	1 0 0 0	1 0 0 0	0 0 0 0	1 0 0 0	6 0 1 0
Inning Stats	R: 0 H: 1 E: 0 LOB: 1 K: 1 BB: 0 S: 12 P: 17	R: 2 H: 2 E: 0 LOB: 1 K: 0 BB: 1 S: 14 P: 22	R: 3 H: 3 E: 0 LOB: 2 K: 1 BB: 1 S: 18 P: 30	R: 0 H: 0 E: 0 LOB: 0 K: 0 BB: 0 S: 5 P: 7	R: 1 H: 3 E: 0 LOB: 3 K: 1 BB: 1 S: 14 P: 25	R: 1 H: 3 E: 0 LOB: 1 K: 1 BB: 0 S: 12 P: 15	R: 0 H: 1 E: 0 LOB: 1 K: 0 BB: 0 S: 9 P: 14	R: 0 H: 1 E: 0 LOB: 1 K: 1 BB: 0 S: 11 P: 15	R: 0 H: 1 E: 0 LOB: 1 K: 0 BB: 0 S: 8 P: 10	1B: 9 SF: 0 2B: 4 SAC: 1 3B: 0 DP: 1 HR: 2 HBP: 1						

PITCHER		IP	WLS	BF	H	R	ER	SO	BB	IBB	HBP	BLK	WP	HR	S	P	ERA	WHIP
Chris Michalak, L ERA: 5.91	(1, 1)	4.0	L	24	9	6	6	2	1	1	1	1	0	1	53	83	13.50	2.500
45 Bill Bray, L ERA: 4.12	(5, 1)	2.0		9	3	1	1	2	1	0	0	0	0	1	22	33	4.50	2.000
Scott Schoeneweis, L ERA: 6.34	(7, 1)	1.0		4	1	0	0	0	0	0	0	0	0	0	9	14	0.00	1.000
56 Todd Coffey, R ERA: 3.13	(8, 1)	1.0		4	1	0	0	1	0	0	0	0	0	0	11	15	0.00	1.000
Rheal Cormier, L ERA: 2.01	(9, 1)	1.0		4	1	0	0	0	0	0	0	0	0	0	8	10	0.00	1.000

PITCHER	IP	WLS	BF	H	R	ER	SO	BB	IBB	HBP	BLK	WP	HR	S	P	ERA	WHIP

TOP

Pittsburgh Pirates @ Cincinnati Reds

Great American Ball Park, Cincinnati, OH

Fri Aug 18 2006, 7:10 PM EDT
Att. 31,718 - Cloudy - 89 F

livebaseballscorecards.com

AB	40
R	7
H	15
RBI	6
BB	3
SO	5
LOB	23

1B: 9	SF: 0	WP: 0	PA: 45
2B: 4	SAC: 1	PB: 0	
3B: 0	DP: 1	SB: 0	
HR: 2	HBP: 1	CS: 0	

BOTTOM

Pittsburgh Pirates @ Cincinnati Reds

Great American Ball Park, Cincinnati, OH

Fri Aug 18 2006, 7:10 PM EDT

Att. 31,718 - Cloudy - 89 F

livebaseballscorecards.com

Batter	1	2	3	4	5	6	7	8	9	AB	R	H	RBI	BB	SO	LOB
6 Ryan Freel, R (1, 9) OBP: 0.381, SLG: 0.427	F9	BB		P4			P5		K	4	0	0	0	1	1	2
Scott Hatteberg, L (1, 3) OBP: 0.408, SLG: 0.477	L6	G3			K			K		4	0	0	0	0	2	3
Ken Griffey Jr., L (1, 8) OBP: 0.308, SLG: 0.491	1B		12 FC6-4 1B		12 G5-4-3 BB			G3-1		3	0	2	0	1	0	0
12 Edwin Encarnación, R (1, 5) OBP: 0.382, SLG: 0.548	P6		FC6-4 1-2f		G5-4-3 1-2f			HR		4	1	1	1	0	0	3
Adam Dunn, L (1, 7) OBP: 0.375, SLG: 0.541		BB 1B BB	F8			F7		K		3	1	0	0	1	1	1
Rich Aurilia, R (1, 6) OBP: 0.332, SLG: 0.513		1B 1-2 BB	K			K			G6-3	3	0	0	0	1	2	1
4 Brandon Phillips, R (1, 4) OBP: 0.336, SLG: 0.430		K		G5-3		G4-3			K	4	0	0	0	0	2	2
Javier Valentin, S (1, 2) OBP: 0.297, SLG: 0.404		SH2-3 1-3 2-H 1B		G4-3			P4		HR	4	1	2	2	0	0	0
Chris Michalak, L (1, 1) OBP: 0.667, SLG: 1.000		SH2-3 1-2		1B			K		BB	1	0	1	0	0	0	0
45 Bill Bray, L (5, 1)										0	0	0	0	0	0	0
Scott Schoeneweis, L (7, 1)										0	0	0	0	0	0	0
9 Juan Castro, R (7, PH) OBP: 0.279, SLG: 0.356										1	0	0	0	0	1	0
56 Todd Coffey, R (8, 1)										0	0	0	0	0	0	0
Rheal Cormier, L (9, 1)										0	0	0	0	0	0	0
Todd Hollandsworth, L (9, PH) OBP: 0.249, SLG: 0.426										0	0	0	0	1	0	0

Inning Stats	1	2	3	4	5	6	7	8	9
	R: 0 E: 0 K: 0 S: 10	H: 1 LOB: 1 BB: 0 P: 18	R: 1 E: 0 K: 1 S: 11	H: 1 LOB: 3 BB: 3 P: 29	R: 0 E: 0 K: 1 S: 9	H: 1 LOB: 1 BB: 0 P: 10	R: 0 E: 0 K: 0 S: 9	H: 1 LOB: 1 BB: 0 P: 15	R: 0 E: 0 K: 1 S: 7	H: 0 LOB: 0 BB: 1 P: 13	R: 0 E: 0 K: 1 S: 6	H: 0 LOB: 0 BB: 0 P: 9	R: 0 E: 0 K: 1 S: 5	H: 0 LOB: 0 BB: 0 P: 6	R: 1 E: 0 K: 2 S: 8	H: 1 LOB: 0 BB: 0 P: 14	R: 1 E: 0 K: 2 S: 15	H: 1 LOB: 1 BB: 1 P: 25

	AB	31
	R	3
	H	6
	RBI	3
	BB	5
	SO	9
	LOB	12

	1B: 4	SF: 0	WP: 0	PA: 37
	2B: 0	SAC: 1	PB: 0	
	3B: 0	DP: 1	SB: 0	
	HR: 2	HBP: 0	CS: 0	

PITCHER		IP	WLS	BF	H	R	ER	SO	BB	IBB	HBP	BLK	WP	HR	S	P	ERA	WHIP
45 Ian Snell, R ERA: 4.51	(1, 1)	7.0	W	28	4	1	1	5	4	0	0	0	0	0	57	100	1.29	1.143
34 John Grabow, L ERA: 3.93	(8, 1)	1.0		4	1	1	1	2	0	0	0	0	0	1	8	14	9.00	1.000
Britt Reames, R ERA: 5.4	(9, 1)	1.0		5	1	1	1	2	1	0	0	0	0	1	15	25	9.00	2.000

PITCHER	IP	WLS	BF	H	R	ER	SO	BB	IBB	HBP	BLK	WP	HR	S	P	ERA	WHIP

Batter	1	2	3	4	5	6	7	8	9	AB	R	H	RBI	BB	SO	LOB
José Bautista, R (1, 8) OBP: 0.349, SLG: 0.445	C B B B C F S 3-3 K ①		B S X 1-1 F8 ① B C B S X 2-2 P3 ③			C X 0-1 G5-3 ③			C C F B X 1-2 12 L6-4 2 1B 1B	5	0	1	0	0	1	0
2 Jack Wilson, R (1, 6) OBP: 0.313, SLG: 0.387	F B S X 1-2 G4-3 ②		B S F F B F X 2-2 L9 ②		C F B B B X 2-2 12 BB HR 1B		B C B B F X 2-2 12 2B SF8 1B		B C X 1-1 1-2 1B	5	2	3	0	0	0	0
12 Freddy Sanchez, R (1, 5) OBP: 0.393, SLG: 0.502	B F X 1-1 1B		B B X 2-0 1B 2B 1B		C B B B D F B 4-2 1-2 HR BB		X 0-0 SF8 1-3 FC6-2 2B		C B X 1-1 L6-4 ② ③ 2-2	4	2	3	0	1	0	2
Jason Bay, R (1, 7) OBP: 0.407, SLG: 0.543	B D F S X 2-2 F8 ③		S X 0-1 1-2 2B 1B		F B F B F B X 3-2 1-H 2-H HR		F F F X 0-2 SF8 ① 2-3 3-H			3	2	2	4	0	0	1
Xavier Nady, R (1, 9) OBP: 0.338, SLG: 0.483 55 Matt Capps, R (7, 1) Britt Reames, R (8, 1)		C B X 1-1 G6-3 ① F B X 1-1 26 1B 1-H 2-H 2B			F X 0-1 G5-3 ①		X 0-0 FC6-2 26 CS ② 3-H			4 0 0	1 0 0	1 0 0	2 0 0	0 0 0	0 0 0	1 0 0
26 Ronny Paulino, R (1, 2) OBP: 0.363, SLG: 0.403		C F F B B X 1-2 G1-6-3 ② C B F F B B X 3-2 2-H 1B			B X 1-0 G5-3 ②		B C 1-1 CS ③ 1-2	C C B C 1-3 K ①		4	0	1	1	0	1	0
José Hernández, R (1, 3) OBP: 0.328, SLG: 0.350		C B B B F X 3-2 2B 1B B F X 1-1 G1-3 ③			C C C 0-3 K ③			B X 1-0 F8 ②		4	0	1	0	0	1	1
Jose Castillo, R (1, 4) OBP: 0.325, SLG: 0.427		B B B C F F X 3-2 1-3 2B		X 0-0 P6 ①		C F B S 1-3 K ①		F B F S 1-3 K ③		4	0	1	0	0	2	0
28 Paul Maholm, L (1, 1) OBP: 0.170, SLG: 0.133 10 Rajai Davis, R (6, PH) 16 Salomon Torres, R (6, 1) OBP: 0.250, SLG: 0.250 Jeromy Burnitz, L (7, 9) OBP: 0.294, SLG: 0.444		C S S 0-3 K ③		C B F C 1-3 K ②		B X 1-0 G4-3 ②			C B F S 1-3 K ①	2 1 0 1	0 0 0 0	0 0 0 0	0 0 0 0	0 0 0 0	2 0 0 1	2 0 0 0
Inning Stats	R: 0 H: 1 E: 0 LOB: 1 K: 1 BB: 0 S: 12 P: 19	R: 0 H: 2 E: 0 LOB: 2 K: 1 BB: 0 S: 16 P: 24	R: 3 H: 4 E: 0 LOB: 1 K: 0 BB: 0 S: 18 P: 28	R: 0 H: 0 E: 0 LOB: 0 K: 1 BB: 0 S: 7 P: 10	R: 3 H: 2 E: 0 LOB: 0 K: 1 BB: 1 S: 16 P: 26	R: 0 H: 0 E: 0 LOB: 0 K: 1 BB: 0 S: 6 P: 8	R: 1 H: 2 E: 0 LOB: 0 K: 0 BB: 0 S: 10 P: 13	R: 0 H: 0 E: 0 LOB: 0 K: 2 BB: 0 S: 7 P: 10	R: 0 H: 2 E: 0 LOB: 1 K: 1 BB: 0 S: 11 P: 15	1B: 9 2B: 4 3B: 0 HR: 1	SF: 1 SAC: 0 DP: 1 HBP: 0			WP: 0 PB: 0 SB: 0 CS: 1	PA: 40		

TOP

Pittsburgh Pirates @ Cincinnati Reds

Great American Ball Park, Cincinnati, OH

Sat Aug 19 2006, 6:10 PM EDT
Att. 34,256 - Partly Cloudy - 90 F

livebaseballscorecards.com

AB	37
R	7
H	13
RBI	7
BB	1
SO	8
LOB	7

PITCHER		IP	WLS	BF	H	R	ER	SO	BB	IBB	HBP	BLK	WP	HR	S	P	ERA	WHIP
22 Eric Milton, L ERA: 5.28	(1, 1)	4.0		22	9	6	6	3	1	0	0	0	0	1	63	100	13.50	2.500
56 Todd Coffey, R ERA: 3.03	(5, 1)	2.0		6	0	0	0	2	0	0	0	0	0	0	12	15	0.00	0.000
Ryan Franklin, R ERA: 4.48	(7, 1)	1.0	W	4	2	1	1	0	0	0	0	0	0	0	10	13	9.00	2.000
25 David Weathers, R ERA: 4.37	(8, 1)	1.0		3	0	0	0	2	0	0	0	0	0	0	7	10	0.00	0.000
Eddie Guardado, L ERA: 3.89	(9, 1)	0.1		2	1	0	0	1	0	0	0	0	0	0	7	9	0.00	3.000

PITCHER		IP	WLS	BF	H	R	ER	SO	BB	IBB	HBP	BLK	WP	HR	S	P	ERA	WHIP
Rheal Cormier, L ERA: 1.98	(9, 1)	0.2		2	1	0	0	0	0	0	0	0	0	0	4	6	0.00	1.500

BOTTOM

Pittsburgh Pirates @ Cincinnati Reds

Great American Ball Park, Cincinnati, OH

Sat Aug 19 2006, 6:10 PM EDT
Att. 34,256 - Partly Cloudy - 90 F

livebaseballscorecards.com

Batter	1	2	3	4	5	6	7	8	9	AB	R	H	RBI	BB	SO	LOB
6 Ryan Freel, R (1, 9) (8, 8) OBP: 0.384, SLG: 0.429	1-0 S 12 2B 1B 1B 0-0 G5-4-3			X 0-0 CS 1B			B C X 1-1 2B E 1B	B B C X 2-1 ① F8		5	2	3	0	0	0	2
Royce Clayton, R (1, 6) OBP: 0.311, SLG: 0.350	L D B B F 1 SAFE 1 SAFE 1 SAFE X 2-2 S 12 2B 1B 1-2	B B C T B S 3-3 ① K		B C B F 1 SAFE S 2-3 ②③ K 1-2			1 SAFE 1 SAFE F 1 SAFE F X 0-2 E2 12 2B 2B 1-H	X 0-0 ② L8		5	2	2	0	0	2	1
Ken Griffey Jr., L (1, 8) 25 David Weathers, R (8, 1) Javier Valentin, S (8, PH) OBP: 0.295, SLG: 0.401 Eddie Guardado, R (9, 1) Rheal Cormier, L (9, 1)	B C C S 1-3 ① K 1-2 2-3	F B B S X 2-2 12 L6-3 1B			B S B B F S 3-3 ① K		I I I I 4-0 12 2B 26 2B IBB	C B X 1-1 ③ F8		3 0 1 0 0	1 0 0 0 0	1 0 0 0 0	0 0 0 0 0	1 0 0 0 0	2 0 0 0 0	2 0 0 0 0
12 Edwin Encarnación, R (1, 5) OBP: 0.383, SLG: 0.555	B C F B B X 3-2 2B 2-H 3-H 2B	B F X 1-1 ②③ L6-3 1-2			B X 1-0 ② G5-3		C S F B B F X 2-2 26 2B 1-3 3-H 2B			4	2	2	3	0	0	1
Adam Dunn, L (1, 7) OBP: 0.375, SLG: 0.539	B F B D C B 4-2 2B BB	B B F S S 2-3 ① K			C F S 0-3 ③ K		I I I I 4-0 26 2B IBB			2	2	0	0	2	2	0
Rich Aurilia, R (1, 3) OBP: 0.331, SLG: 0.513	X 0-0 26 1B 1-H 2-H 2B	C B X 1-1 ② G5-3				L S B X 1-2 ① F8	F B B X 2-2 ② F1			4	1	1	2	0	0	3
26 David Ross, R (1, 2) OBP: 0.372, SLG: 0.638	X 0-0 4 1B 2-H 1B	C B S X 1-2 HR				C B F B B B F F S 3-3 ② K2-3	C B B B S X 3-2 4 WP 4 HR 1-H 2-H 3-H 2B			4	3	3	5	0	1	0
4 Brandon Phillips, R (1, 4) OBP: 0.339, SLG: 0.441	F F F B B X 2-2 22 1B 22 PB 2-H 1B	C B B F X 2-2 ③ G4-3				B S F X 1-2 ③ 1B	S F B X 1-2 HR 2-H			4	1	3	3	0	0	0
22 Eric Milton, L (1, 1) OBP: 0.239, SLG: 0.341 56 Todd Coffey, R (5, 1) Ryan Franklin, R (7, 1) Todd Hollandsworth, L (7, PH) OBP: 0.246, SLG: 0.421 (8, 9)	L B X 1-1 6 G5-4-3 1-3 1B			C C F S 0-3 ① K			X 0-0 G3 ③ 0-1 P6 ③			2 0 0 2	0 0 0 0	1 0 0 0	0 0 0 0	0 0 0 0	1 0 0 0	0 0 0 0
Inning Stats	R: 6 E: 0 K: 1 S: 21 H: 7 LOB: 1 BB: 1 P: 35	R: 0 E: 0 K: 1 S: 8 H: 1 LOB: 0 BB: 0 P: 14	R: 1 E: 0 K: 1 S: 11 H: 1 LOB: 0 BB: 0 P: 17	R: 0 E: 0 K: 2 S: 8 H: 1 LOB: 0 BB: 0 P: 10	R: 0 E: 0 K: 2 S: 7 H: 0 LOB: 0 BB: 0 P: 11	R: 0 E: 0 K: 1 S: 11 H: 1 LOB: 1 BB: 0 P: 16	R: 7 E: 1 K: 0 S: 22 H: 5 LOB: 0 BB: 2 P: 39	R: 0 E: 0 K: 0 S: 5 H: 0 LOB: 0 BB: 0 P: 8		1B: 9 2B: 6 3B: 0 HR: 2	SF: 0 SAC: 0 DP: 2 HBP: 0					

	AB	36
	R	14
	H	16
	RBI	13
	BB	3
	SO	8
	LOB	9

PITCHER		IP	WLS	BF	H	R	ER	SO	BB	IBB	HBP	BLK	WP	HR	S	P	ERA	WHIP
28 Paul Maholm, L ERA: 4.86	(1, 1)	5.0		23	10	7	7	7	1	0	0	0	0	1	55	87	12.60	2.200
16 Salomon Torres, R ERA: 4.06	(6, 1)	1.1	L	9	4	5	3	1	0	2	0	0	0	0	22	38	20.25	3.000
55 Matt Capps, R ERA: 3.66	(7, 1)	0.2		4	2	2	0	0	0	0	0	0	1	1	11	17	0.00	3.000
Britt Reames, R ERA: 3.38	(8, 1)	1.0		3	0	0	0	0	0	0	0	0	0	0	5	8	0.00	0.000

PITCHER	IP	WLS	BF	H	R	ER	SO	BB	IBB	HBP	BLK	WP	HR	S	P	ERA	WHIP

WP: 1 PB: 1 SB: 2 CS: 1 PA: 39

Batter	1	2	3	4	5	6	7	8	9	AB	R	H	RBI	BB	SO	LOB
6 Chris Duffy, L (1, 8) OBP: 0.261, SLG: 0.258	B B C F X 2-2 E5 2 S		X 0-0 ② B1-3		C X 0-1 2 G4-3 1B			B C B F B X 3-2 ① G6-3		4	0	1	0	0	0	0
2 Jack Wilson, R (1, 6) OBP: 0.315, SLG: 0.388	L C B X 1-2 1-2 1B		B F F X 1-2 1B		B B F B F X 3-2 ② G4-3 1-2			C B B F X 2-2 ② P3		4	0	2	0	0	0	1
12 Freddy Sanchez, R (1, 5) OBP: 0.389, SLG: 0.498	C L F F D F F S 1-3 ① K		C X 0-1 ③ P4		S F F B C 1-3 ③ K			X 0-0 ③ P3		4	0	0	0	0	2	4
Jason Bay, R (1, 7) OBP: 0.406, SLG: 0.547	C B B C F S 2-3 ② K			B C F X 1-2 HR		X 0-0 ① G6-3			C F B X 1-2 ① F8	4	1	1	1	0	1	2
Jeromy Burnitz, L (1, 9) OBP: 0.290, SLG: 0.438	S S B T 1-2 ③ K			B B S S X 2-2 ① F9		C F B X 1-2 ② G3			F B F B X 2-2 ② G4-3	4	0	0	0	0	1	2
Xavier Nady, R (1, 3) OBP: 0.340, SLG: 0.483		B C F X 1-2 ① P2		C F F B F F B F 3-2 B X 1B		B X 1-0 ③ G5-3			B B C X 2-1 1B	4	0	2	0	0	0	0
Jose Castillo, R (1, 4) OBP: 0.322, SLG: 0.423		C F F X 0-2 ② F8		F C F S 0-3 ② K			S T B B F X 2-2 ① G4-3		X 0-0 ③ F9	4	0	0	0	0	1	2
11 Humberto Cota, R (1, 2) OBP: 0.248, SLG: 0.194		C S B B B F F B X 3-2 ③ L8		B F C C 1-3 ③ K			S F B S 1-3 ② K			3	0	0	0	0	2	1
Victor Santos, R (1, 1) OBP: 0.091, SLG: 0.091			B B B C C C 3-3 ① K		C X 0-1 ① F9		S F S 0-3 ③ K			2	0	0	0	0	1	0
Damaso Marte, L (6, 1)										0	0	0	0	0	0	0
José Bautista, R (7, PH) OBP: 0.348, SLG: 0.444										1	0	0	0	0	1	0
55 Matt Capps, R (7, 1)										0	0	0	0	0	0	0
Michael Gonzalez, R (8, 1)										0	0	0	0	0	0	0
Inning Stats	R: 0 E: 1 K: 3 S: 20 H: 1 LOB: 2 BB: 0 P: 27	R: 0 E: 0 K: 0 S: 12 H: 0 LOB: 0 BB: 0 P: 16	R: 0 E: 0 K: 1 S: 9 H: 1 LOB: 1 BB: 0 P: 13	R: 1 E: 0 K: 2 S: 21 H: 2 LOB: 1 BB: 0 P: 28	R: 0 E: 0 K: 1 S: 11 H: 1 LOB: 1 BB: 0 P: 15	R: 0 E: 0 K: 0 S: 5 H: 0 LOB: 0 BB: 0 P: 7	R: 0 E: 0 K: 2 S: 10 H: 0 LOB: 0 BB: 0 P: 13	R: 0 E: 0 K: 0 S: 7 H: 0 LOB: 0 BB: 0 P: 12	R: 0 E: 0 K: 0 S: 9 H: 1 LOB: 1 BB: 0 P: 14	1B: 5 2B: 0 3B: 0 HR: 1	SF: 0 SAC: 0 DP: 0 HBP: 0					

TOP

Pittsburgh Pirates @ Cincinnati Reds

Great American Ball Park, Cincinnati, OH

Sun Aug 20 2006, 1:15 PM EDT
Att. 29,939 - Partly Cloudy - 77 F

livebaseballscorecards.com

AB	34
R	1
H	6
RBI	1
BB	0
SO	9
LOB	12

WP: 0 PB: 0 SB: 1 CS: 0 PA: 34

PITCHER		IP	WLS	BF	H	R	ER	SO	BB	IBB	HBP	BLK	WP	HR	S	P	ERA	WHIP
39 Aaron Harang, R ERA: 3.72	(1, 1)	7.0	W	27	5	1	1	9	0	0	0	0	0	1	88	119	1.29	0.714
Scott Schoeneweis, L ERA: 6.18	(8, 1)	1.0		3	0	0	0	0	0	0	0	0	0	0	7	12	0.00	0.000
25 David Weathers, R ERA: 4.3	(9, 1)	1.0		4	1	0	0	0	0	0	0	0	0	0	9	14	0.00	1.000

PITCHER		IP	WLS	BF	H	R	ER	SO	BB	IBB	HBP	BLK	WP	HR	S	P	ERA	WHIP

Pittsburgh Pirates @ Cincinnati Reds

Great American Ball Park, Cincinnati, OH

Sun Aug 20 2006, 1:15 PM EDT

Att. 29,939 - Partly Cloudy - 77 F

BOTTOM

livebaseballscorecards.com

Batter	1	2	3	4	5	6	7	8	9	AB	R	H	RBI	BB	SO	LOB
6 Ryan Freel, R (1, 8) OBP: 0.384, SLG: 0.429	F7		HR; 1B	2B; 1B		F8		K		5	1	2	0	0	1	2
Scott Hatteberg, L (1, 3) OBP: 0.408, SLG: 0.487	G5-3		1 SAFE; 1 SAFE; CS2P 1 SAFE; 1-H HR	SBCBDX; 1-3 2-H 2B		0-0 F7		FCBFBDFX; F7		5	1	2	3	0	0	2
12 Edwin Encarnación, R (1, 5) OBP: 0.385, SLG: 0.552 9 Juan Castro, R (9, 6) OBP: 0.279, SLG: 0.356	0-0 1B		FBBBB; HR BB	CBBFBT; K		CFBBBFFS; 3-3 K				3 0	1 0	1 0	0 0	1 0	2 0	2 0
Adam Dunn, L (1, 7) OBP: 0.376, SLG: 0.544	B; 1 SAFE; 1 SAFE; TF1FC; 1-3 K		BCDBX; 1-H HR	IIII; IBB			TCBBS; 2-3 K			3	1	1	2	1	2	1
Rich Aurilia, R (1, 6) (9, 5) OBP: 0.333, SLG: 0.513		CEBFFBX; 2-2 4 2B 1B	BX; 1-0 4 G5-4-3 1B	CBDX; 2-1 F9			FBBX; 2-1 G6-3			4	0	2	0	0	0	3
Todd Hollandsworth, L (1, 9) OBP: 0.240, SLG: 0.411		CFS; 0-3 K	X; 0-0 L7		X; 0-0 G3-1		BFBX; 2-1 G3-1			4	0	0	0	0	1	2
4 Brandon Phillips, R (1, 4) OBP: 0.341, SLG: 0.444		1 SAFE; BX; 1-0 1-3 2B	BCX; 1-1 G5-4-3 1-2f		X; 0-0 1B			SBST; 1-2 K		4	0	2	0	0	1	1
Jason LaRue, R (1, 2) OBP: 0.313, SLG: 0.293		BCCS; 1-3 K		FBBCH; 3-2 6 1B 2B HBP	C1 SAFE; FB1FS; 1-3 K			BSCBBFB; 4-2 1B BB		2	1	0	0	1	2	3
39 Aaron Harang, R (1, 1) OBP: 0.179, SLG: 0.148 Scott Schoeneweis, L (8, 1) Norris Hopper, R (8, PH) OBP: 1.000, SLG: 1.000 25 David Weathers, R (9, 1)		SSBFS; 1-3 K		X; 0-0 B3	SBSBS; 2-3 K			CBX; 1-1 1-2 1B		3 0 1 0	0 0 0 0	0 0 1 0	0 0 0 0	0 0 0 0	2 0 0 0	4 0 0 0
Inning Stats	R: 0 E: 0 K: 1 S: 12 H: 1 LOB: 1 BB: 0 P: 15	R: 0 E: 0 K: 3 S: 16 H: 2 LOB: 2 BB: 0 P: 21	R: 4 E: 0 K: 0 S: 11 H: 4 LOB: 0 BB: 1 P: 20	R: 1 E: 0 K: 1 S: 12 H: 2 LOB: 3 BB: 1 P: 27	R: 0 E: 0 K: 2 S: 9 H: 1 LOB: 1 BB: 0 P: 12	R: 0 E: 0 K: 1 S: 9 H: 0 LOB: 0 BB: 0 P: 13	R: 0 E: 0 K: 1 S: 7 H: 0 LOB: 0 BB: 0 P: 13	R: 0 E: 0 K: 2 S: 17 H: 1 LOB: 2 BB: 1 P: 27		1B: 7 2B: 2 3B: 0 HR: 2	SF: 0 SAC: 0 DP: 1 HBP: 1				WP: 0 PB: 0 SB: 0 CS: 0	PA: 38	

PITCHER		IP	WLS	BF	H	R	ER	SO	BB	IBB	HBP	BLK	WP	HR	S	P	ERA	WHIP
Victor Santos, R ERA: 5.65	(1, 1)	5.0	L	27	10	5	5	7	1	1	1	0	0	2	60	95	9.00	2.200
Damaso Marte, L ERA: 4.09	(6, 1)	1.0		3	0	0	0	1	0	0	0	0	0	0	9	13	0.00	0.000
55 Matt Capps, R ERA: 3.6	(7, 1)	1.0		3	0	0	0	1	0	0	0	0	0	0	7	13	0.00	0.000
Michael Gonzalez, L ERA: 2.29	(8, 1)	1.0		5	1	0	0	2	1	0	0	0	0	0	17	27	0.00	2.000

PITCHER	IP	WLS	BF	H	R	ER	SO	BB	IBB	HBP	BLK	WP	HR	S	P	ERA	WHIP

AB	34
R	5
H	11
RBI	5
BB	3
SO	11
LOB	20

Batter	1	2	3	4	5	6	7	8	9	AB	R	H	RBI	BB	SO	LOB
Willy Taveras, R (1, 8) OBP: 0.326, SLG: 0.333	C B B X 2-1 CS 1B		X 0-0 ①② L9-3 1-1			B F S F F X 1-2 ① G6-3		B S S X 1-2 ② F8		4	0	1	0	0	0	1
Craig Biggio, R (1, 4) OBP: 0.321, SLG: 0.438	S B X 1-1 ①② G5-3 1-2		B B B B 4-0 BB			B X 1-0 ② F7		B F X 1-1 ③ G4-3		3	0	0	0	1	0	1
Mike Lamb, L (1, 3) OBP: 0.355, SLG: 0.483	B C C B B F F F X 3-2 ③ G1-6-3		B C F F X 1-2 ③ P2			B F B X 2-1 1B			B F X 1-1 ① G3	4	0	1	0	0	0	1
17 Lance Berkman, S (1, 9) OBP: 0.416, SLG: 0.617		C B X 1-1 HR		C B S B B B 4-2 G4-3 BB		B X 1-0 ③ F7			F B F B S 2-3 ② K	3	1	1	1	1	1	1
Luke Scott, L (1, 7) OBP: 0.468, SLG: 0.649		F C B F C 1-3 ① K		C B X 1-1 ①② G4-3 1-2f			B C B X 2-1 ① G4-1		F C C 0-3 ③ K	4	0	0	0	0	2	1
Aubrey Huff, L (1, 5) OBP: 0.349, SLG: 0.477 Chad Qualls, R (7, 1)		X 0-0 HR		B B X 2-0 ③ F9			C F B X 1-2 HR			3 0	2 0	2 0	2 0	0 0	0 0	0 0
28 Adam Everett, R (1, 6) OBP: 0.286, SLG: 0.334		B B C X 2-1 ② P6			B B F F B S 3-3 ① K		F X 0-1 ② G6-3			3	0	0	0	0	1	0
Brad Ausmus, R (1, 2) OBP: 0.295, SLG: 0.284		C F F X 0-2 ③ G6-3			F S F S 0-3 ② K		C F B B S 2-3 ③ K			3	0	0	0	0	2	0
Andy Pettitte, L (1, 1) OBP: 0.204, SLG: 0.313 Russ Springer, R (6, 1) Morgan Ensberg, R (7, 5) OBP: 0.390, SLG: 0.473			C B B C X 2-2 L9-3 1B		F X 0-1 ③ G3-1			F C X 0-2 ① G6-3		2 0 1	0 0 0	1 0 0	0 0 0	0 0 0	0 0 0	0 0 0
Inning Stats	R: 0 H: 1 E: 0 LOB: 0 K: 0 BB: 0 S: 10 P: 16	R: 2 H: 2 E: 0 LOB: 0 K: 1 BB: 0 S: 13 P: 17	R: 0 H: 1 E: 0 LOB: 1 K: 0 BB: 1 S: 8 P: 15	R: 0 H: 0 E: 0 LOB: 0 K: 0 BB: 1 S: 5 P: 12	R: 0 H: 0 E: 0 LOB: 0 K: 2 BB: 0 S: 9 P: 12	R: 0 H: 1 E: 0 LOB: 1 K: 0 BB: 0 S: 9 P: 14	R: 1 H: 1 E: 0 LOB: 0 K: 1 BB: 0 S: 10 P: 15	R: 0 H: 0 E: 0 LOB: 0 K: 0 BB: 0 S: 8 P: 10	R: 0 H: 0 E: 0 LOB: 0 K: 2 BB: 0 S: 8 P: 11	1B: 3 SF: 0 2B: 1 SAC: 0 3B: 0 DP: 2 HR: 3 HBP: 0						

PITCHER		IP	WLS	BF	H	R	ER	SO	BB	IBB	HBP	BLK	WP	HR	S	P	ERA	WHIP
61 Bronson Arroyo, R ERA: 3.44	(1, 1)	6.0		22	5	2	2	3	2	0	0	0	0	2	54	86	3.00	1.167
Rheal Cormier, L ERA: 2.14	(7, 1)	1.0		4	1	1	1	1	0	0	0	0	0	1	10	15	9.00	1.000
Ryan Franklin, R ERA: 4.41	(8, 1)	1.0	W	3	0	0	0	0	0	0	0	0	0	0	8	10	0.00	0.000
Scott Schoeneweis, L ERA: 6.02	(9, 1)	1.0	S	3	0	0	0	2	0	0	0	0	0	0	8	11	0.00	0.000

PITCHER	IP	WLS	BF	H	R	ER	SO	BB	IBB	HBP	BLK	WP	HR	S	P	ERA	WHIP

TOP

Houston Astros @ Cincinnati Reds

Great American Ball Park, Cincinnati, OH

Mon Aug 21 2006, 7:10 PM EDT
Att. 24,110 - Partly Cloudy - 84 F

livebaseballscorecards.com

AB	30
R	3
H	6
RBI	3
BB	2
SO	6
LOB	5

WP: 0 PA: 32
PB: 0
SB: 0
CS: 1

BOTTOM

Houston Astros @ Cincinnati Reds

Great American Ball Park, Cincinnati, OH

Mon Aug 21 2006, 7:10 PM EDT

Att. 24,110 - Partly Cloudy - 84 F

livebaseballscorecards.com

Batter	1	2	3	4	5	6	7	8	9	AB	R	H	RBI	BB	SO	LOB
6 Ryan Freel, R (1, 9) OBP: 0.379, SLG: 0.423	C B C S 2-3 K ①	C B F F F B F S 2-3 K ③		B B B C X 3-1 F8 ③			C X 0-1 G1-3 ①	B X 1-0 L9 ②		5	0	0	0	0	2	5
Royce Clayton, R (1, 6) OBP: 0.314, SLG: 0.352	F F F B B S 2-3 K ②		B C B C F F B B 4-2 12 1B BB		C B S F X 1-2 G4-6-3 1B		B X 1-0 G4-3 ②	B S X 1-1 1-3 2-H 1B ③		4	0	2	1	1	1	0
Ken Griffey Jr., L (1, 8) OBP: 0.309, SLG: 0.487	B B C X 2-1 12 FC6-4 1B		1 SAFE B C C S S 1-3 K ①		X 0-0 G4-6-3 1-2f ① ②		C B F S 1-3 K ③			4	0	1	0	0	2	2
12 Edwin Encarnación, R (1, 5) OBP: 0.386, SLG: 0.550	X 0-0 FC6-4 1-2f ③		1 SAFE B B B F B 4-1 1B 1-2 BB		C B B X 2-1 F7 ③			F B B C F X 2-2 2B HR 1B		3	1	1	0	1	0	1
Adam Dunn, L (1, 7) OBP: 0.375, SLG: 0.544		F B X 1-1 P5 ① F C B S 1-3 K ②				C B C F B F S 2-3 K ①		B S C D F X 2-2 1-3 HR 2B		4	1	1	0	0	2	2
Rich Aurilia, R (1, 3) OBP: 0.341, SLG: 0.531		X 0-0 4 1B 26 BB 1B B F F B B X 3-2 1-2 2-3 1B				B F X 1-1 2B		X 0-0 2-H 3-H HR		4	1	4	3	0	0	0
26 David Ross, R (1, 2) OBP: 0.374, SLG: 0.630	B B B C B 4-1 4 1B 1-2 BB	D F B F D S 3-3 K ③				B C F F F D D B 4-2 BB		C S F C 0-3 K ①		2	0	0	0	2	2	3
4 Brandon Phillips, R (1, 4) OBP: 0.342, SLG: 0.444		S C D F B F X 2-2 1-2 2-3 1B		C F B B S 2-3 K ①		S F B F B B X 3-2 F9 ②		X 0-0 1B 1B 1B		4	1	2	0	0	1	2
61 Bronson Arroyo, R (1, 1) OBP: 0.159, SLG: 0.233 Javier Valentín, S (6, PH) OBP: 0.293, SLG: 0.399 Rheal Cormier, L (7, 1) Ryan Franklin, R (8, 1) Todd Hollandsworth, L (8, PH) OBP: 0.244, SLG: 0.414 Scott Schoeneweis, L (9, 1)		C C B S 1-3 K ②		C C S 0-3 K2-3 ②		X 0-0 L3 ③		X 0-0 1B 1-2 1B		2 0 0 0 0 2 3 1 0 0 0 0 0 2 0 0 0 0 0 0 0 0 0 0 0 0 0 0 1 0 1 0 0 0 0 0 0 0 0 0 0 0						
Inning Stats	R: 0 E: 0 K: 2 S: 10 H: 1 LOB: 1 BB: 0 P: 16	R: 0 E: 0 K: 2 S: 18 H: 2 LOB: 3 BB: 1 P: 28	R: 0 E: 0 K: 3 S: 17 H: 1 LOB: 3 BB: 2 P: 33	R: 0 E: 0 K: 2 S: 8 H: 0 LOB: 0 BB: 0 P: 13	R: 0 E: 0 K: 0 S: 7 H: 1 LOB: 0 BB: 0 P: 10	R: 0 E: 0 K: 1 S: 16 H: 1 LOB: 2 BB: 1 P: 26	R: 0 E: 0 K: 1 S: 6 H: 0 LOB: 0 BB: 0 P: 8	R: 4 E: 0 K: 1 S: 18 H: 6 LOB: 2 BB: 0 P: 24		1B: 9 2B: 2 3B: 0 HR: 1 SF: 0 SAC: 0 DP: 1 HBP: 0						

	AB	34
	R	4
	H	12
	RBI	4
	BB	4
	SO	12
	LOB	20

WP: 0 PB: 0 SB: 0 CS: 0 PA: 38

PITCHER		IP	WLS	BF	H	R	ER	SO	BB	IBB	HBP	BLK	WP	HR	S	P	ERA	WHIP
Andy Pettitte, L ERA: 4.51	(1, 1)	5.1		25	6	0	0	10	4	0	0	0	0	0	71	118	0.00	1.875
Russ Springer, R ERA: 3.5	(6, 1)	0.2	H	2	0	0	0	0	0	0	0	0	0	0	5	8	0.00	0.000
Chad Qualls, R ERA: 4.44	(7, 1)	2.0	L	11	6	4	4	2	0	0	0	0	0	1	24	32	18.00	3.000

PITCHER	IP	WLS	BF	H	R	ER	SO	BB	IBB	HBP	BLK	WP	HR	S	P	ERA	WHIP

Houston Astros @ Cincinnati Reds

Great American Ball Park, Cincinnati, OH

Tue Aug 22 2006, 7:10 PM EDT

Att. 22,556 - Clear - 87 F

TOP

livebaseballscorecards.com

Batter	1	2	3	4	5	6	7	8	9	AB	R	H	RBI	BB	SO	LOB
Willy Taveras, R (1, 8) OBP: 0.327, SLG: 0.335	C B C B X 2-2 ① P6		X 0-0 ② G4-6-3 1B		X 0-0 ② F9			C C X 0-2 BB 1B		4	0	2	0	0	0	0
54 Brad Lidge, R (8, 1)										0	0	0	0	0	0	0
Mike Lamb, L (1, 3) OBP: 0.357, SLG: 0.482	C T X 0-2 1B		B B S B T T X 3-2 ② ③ G4-6-3 1-2f		F B X 1-1 ③ G1-3			S B D B B 4-1 1-2 BB		3	0	1	0	1	0	2
(4, 4)																
17 Lance Berkman, S (1, 9) OBP: 0.417, SLG: 0.615	X 0-0 ② F7			F B B F B B 4-2 1B BB		X 0-0 ① G6-3		X 0-0 ② P5		1	0	0	0	1	0	1
Orlando Palmeiro, L (5, 9) OBP: 0.281, SLG: 0.292										2	0	0	0	0	0	2
Aubrey Huff, L (1, 5) OBP: 0.346, SLG: 0.472	C T B T X 1-2 ③ L4			X 0-0 ① L9		C B X 1-1 ② P4		B T X 1-1 ③ G4-3		4	0	0	0	0	0	4
(6, 3)																
Luke Scott, L (1, 7) OBP: 0.461, SLG: 0.635		X 0-0 ① G4-3		F C B F F B F X 2-2 1-3 2 BB 1B		X 0-0 ③ G4-3			B B F F S 2-3 ① K	4	0	1	0	0	1	0
Craig Biggio, R (1, 4) OBP: 0.319, SLG: 0.435	C S S 0-3 ② K			X 0-0 ② F9			S B C S 1-3 ① K		F X 0-1 ② F8	2	0	0	0	0	1	2
J.R. House, R (4, 3)										2	0	0	0	0	1	0
(6, 2)																
2 Chris Burke, R (1, 6) OBP: 0.356, SLG: 0.437	C B B X 2-1 ③ G3-1			B F S B B F B 4-2 1-2 FC6-4 BB			C S X 0-2 ② L7		S B S B F B X 3-2 ③ G6-3	3	0	0	0	1	0	0
Brad Ausmus, R (1, 2) OBP: 0.296, SLG: 0.283		S B B B B 4-1 SH1-4 BB		C B B X 2-2 ③ FC6-4 1-2f			X 0-0 ③ F8			1	0	0	0	1	0	3
Morgan Ensberg, R (6, 5) OBP: 0.389, SLG: 0.471										1	0	0	0	0	0	0
Jason Hirsh, R (1, 1)			L X 0-1 ① SH1-4 1-2		C S B T 1-2 ① K			B C S T F B S 2-3 ① K		0	0	0	0	0	0	0
Dave Borkowski, R (3, 1)										1	0	0	0	0	1	0
16 Jason Lane, R (8, PH) OBP: 0.330, SLG: 0.397										1	0	0	0	0	1	0
(8, 8)																
Inning Stats	R: 0 E: 0 K: 0 S: 11 H: 1 LOB: 1 BB: 0 P: 14	R: 0 E: 0 K: 1 S: 6 H: 0 LOB: 0 BB: 0 P: 8	R: 0 E: 0 K: 0 S: 8 H: 1 LOB: 1 BB: 1 P: 15	R: 0 E: 0 K: 0 S: 16 H: 1 LOB: 3 BB: 2 P: 28	R: 0 E: 0 K: 1 S: 6 H: 0 LOB: 0 BB: 0 P: 8	R: 0 E: 0 K: 0 S: 4 H: 0 LOB: 0 BB: 0 P: 5	R: 0 E: 0 K: 1 S: 7 H: 0 LOB: 0 BB: 0 P: 8	R: 0 E: 0 K: 1 S: 12 H: 1 LOB: 2 BB: 1 P: 19	R: 0 E: 0 K: 1 S: 9 H: 0 LOB: 0 BB: 0 P: 14	1B: 4 2B: 0 3B: 0 HR: 0 SF: 0 SAC: 1 DP: 1 HBP: 0						

	AB	29
	R	0
	H	4
	RBI	0
	BB	4
	SO	5
	LOB	14

WP: 0 PB: 0 SB: 0 CS: 0 PA: 34

PITCHER		IP	WLS	BF	H	R	ER	SO	BB	IBB	HBP	BLK	WP	HR	S	P	ERA	WHIP
Kyle Lohse, R	(1, 1)	8.0	W	31	4	0	0	4	4	0	0	0	0	0	70	105	0.00	1.000
ERA: 5.44																		
31 Matt Belisle, R	(9, 1)	1.0		3	0	0	0	1	0	0	0	0	0	0	9	14	0.00	0.000
ERA: 4.07																		

PITCHER	IP	WLS	BF	H	R	ER	SO	BB	IBB	HBP	BLK	WP	HR	S	P	ERA	WHIP

BOTTOM

Houston Astros @ Cincinnati Reds
Great American Ball Park, Cincinnati, OH
Tue Aug 22 2006, 7:10 PM EDT
Att. 22,556 - Clear - 87 F

livebaseballscorecards.com

Batter	1	2	3	4	5	6	7	8	9	AB	R	H	RBI	BB	SO	LOB
6 Ryan Freel, R (1, 9) (5, 8) OBP: 0.380, SLG: 0.425	F7	HR 1B	K	K			PB 1B 2B			5	2	2	0	0	2	2
Scott Hatteberg, L (1, 3) OBP: 0.410, SLG: 0.496	G4-3	HR 1-H 3-H	WP 12 1B 1-2 BB	FC6-4 1-2f			G4-6-3 2-H 1B			4	2	2	4	1	0	1
Ken Griffey Jr., L (1, 8) OBP: 0.314, SLG: 0.487 Norris Hopper, R (5, 9) (7, 7) OBP: 0.333, SLG: 0.333	12 BB BB	BB	HR 12 1B 1-2 2-3 IBB		G1-3		G4-6-3 1-2f			0 2	1 0	0 0	0 0	3 0	0 0	0 1
12 Edwin Encarnación, R (1, 5) OBP: 0.387, SLG: 0.546	1-2 BB	P3	HR 1-2 2-H 3-H 1B		L8			K		4	1	1	2	1	1	1
Adam Dunn, L (1, 7) OBP: 0.376, SLG: 0.550 Todd Hollandsworth, L (7, 9) OBP: 0.243, SLG: 0.412	K	2B 2B 1B 1B 1-H 2-H HR			K			F8		4 1	2 0	2 0	3 0	0 0	2 0	2 0
Rich Aurilia, R (1, 6) OBP: 0.341, SLG: 0.530 9 Juan Castro, R (5, 6) OBP: 0.276, SLG: 0.353	F7	26 2B 4 1B 1-2 1B F8				G3-1		P5		3 2	1 0	1 0	0 0	0 0	0 0	0 0
26 David Ross, R (1, 2) OBP: 0.377, SLG: 0.651 Jason LaRue, R (9, 2) OBP: 0.313, SLG: 0.293	G6-3	4 1B 1B 1-3 2-H 2B	HR		K					4 0	2 0	2 0	2 0	0 0	1 0	0 0
4 Brandon Phillips, R (1, 4) OBP: 0.344, SLG: 0.452	HR	1B 2-3 3-H	F8		G3-1					4	1	2	2	0	0	0
Kyle Lohse, R (1, 1) OBP: 0.300, SLG: 0.300 31 Matt Belisle, R (9, 1)	6 1B HR 1B	WP BB 12 1B 1-3 3-H 1B	FC6-4 1B				L7			4 0	2 0	3 0	1 0	0 0	0 0	0 0
Inning Stats	R: 0 E: 0 K: 1 S: 14 H: 0 LOB: 2 BB: 2 P: 26	R: 4 E: 0 K: 0 S: 15 H: 4 LOB: 1 BB: 1 P: 26	R: 8 E: 0 K: 1 S: 22 H: 7 LOB: 0 BB: 2 P: 39	R: 1 E: 0 K: 1 S: 13 H: 2 LOB: 1 BB: 0 P: 16	R: 0 E: 0 K: 1 S: 7 H: 0 LOB: 0 BB: 0 P: 11	R: 0 E: 0 K: 1 S: 9 H: 0 LOB: 0 BB: 0 P: 15	R: 1 E: 0 K: 0 S: 8 H: 2 LOB: 0 BB: 0 P: 11	R: 0 E: 0 K: 1 S: 11 H: 0 LOB: 0 BB: 0 P: 14		1B: 9 2B: 2 3B: 0 HR: 4	SF: 0 SAC: 0 DP: 1 HBP: 0						

	AB	37
	R	14
	H	15
	RBI	14
	BB	5
	SO	6
	LOB	7

WP: 1 PB: 1 SB: 0 CS: 0 PA: 42

PITCHER		IP	WLS	BF	H	R	ER	SO	BB	IBB	HBP	BLK	WP	HR	S	P	ERA	WHIP
Jason Hirsh, R ERA: 12.75	(1, 1)	2.2	L	21	9	10	10	2	4	1	0	0	1	2	44	80	33.75	4.875
Dave Borkowski, R ERA: 3.86	(3, 1)	4.1		18	6	4	4	3	0	0	0	0	0	2	44	64	8.31	1.385
54 Brad Lidge, R ERA: 5.53	(8, 1)	1.0		3	0	0	0	1	0	0	0	0	0	0	11	14	0.00	0.000

PITCHER	IP	WLS	BF	H	R	ER	SO	BB	IBB	HBP	BLK	WP	HR	S	P	ERA	WHIP

Houston Astros @ Cincinnati Reds

Great American Ball Park, Cincinnati, OH

Wed Aug 23 2006, 12:35 PM EDT

Att. 24,881 - Partly Cloudy - 82 F

TOP

livebaseballscorecards.com

Batter	1	2	3	4	5	6	7	8	9	AB	R	H	RBI	BB	SO	LOB
Willy Taveras, R (1, 8) OBP: 0.328, SLG: 0.334	G3		P3		1B		BB	F9		4	1	1	0	1	0	0
2 Chris Burke, R (1, 4) OBP: 0.360, SLG: 0.444	2B		1B		P2		E7	L8		5	1	3	1	0	0	2
17 Lance Berkman, S (1, 7) OBP: 0.415, SLG: 0.609	L8		K		G1-3		IBB	G1-3		4	1	0	0	1	1	4
Morgan Ensberg, R (1, 5) OBP: 0.392, SLG: 0.468	FC5-4 BB			L7		G4-6-3 BB	1B BB		F7	2	1	0	1	3	0	0
J.R. House, R (1, 3)	FC5-4			G1-3		G4-6-3	1B		HBP	3	0	0	0	0	0	3
Aubrey Huff, L (7, PH) (7, 3) OBP: 0.349, SLG: 0.473										1	1	1	2	0	0	0
16 Jason Lane, R (1, 9) OBP: 0.334, SLG: 0.396		BB		K		BB	1B		K	3	0	1	1	2	2	1
28 Adam Everett, R (1, 6) OBP: 0.290, SLG: 0.347		FC6-4 G4-6-3			HR	F8	2B		PB 1B	5	1	3	2	0	0	2
Brad Ausmus, R (1, 2) OBP: 0.295, SLG: 0.282		G4-6-3			E5		G6-3		G4-3	5	1	1	0	0	0	5
44 Roy Oswalt, R (1, 1) OBP: 0.200, SLG: 0.245			G1-3		SH2-4		SH2-4			1	0	0	0	0	0	0
Craig Biggio, R (7, PH) OBP: 0.319, SLG: 0.434							G4-3			1	0	0	0	0	0	2
Russ Springer, R (7, 1)										0	0	0	0	0	0	0
Trever Miller, R (8, 1)										0	0	0	0	0	0	0
Dan Wheeler, R (9, 1)										0	0	0	0	0	0	0

	AB	R	H	RBI	BB	SO	LOB
	34	7	10	7	7	3	19

Inning Stats	1	2	3	4	5	6	7	8	9
	R: 0 E: 0 K: 0 S: 11	H: 1 LOB: 2 BB: 1 P: 18	R: 0 E: 0 K: 0 S: 9	H: 0 LOB: 0 BB: 1 P: 16	R: 0 E: 0 K: 1 S: 10	H: 1 LOB: 1 BB: 0 P: 14	R: 0 E: 0 K: 1 S: 6	H: 0 LOB: 0 BB: 0 P: 11	R: 1 E: 1 K: 0 S: 10	H: 2 LOB: 2 BB: 0 P: 15	R: 0 E: 0 K: 0 S: 6	H: 0 LOB: 1 BB: 2 P: 16	R: 6 E: 1 K: 0 S: 21	H: 5 LOB: 2 BB: 3 P: 39	R: 0 E: 0 K: 0 S: 9	H: 0 LOB: 0 BB: 0 P: 12	R: 0 E: 0 K: 1 S: 10	H: 1 LOB: 2 BB: 0 P: 16

1B: 7	SF: 0	WP: 0	PA: 44
2B: 2	SAC: 2	PB: 1	
3B: 0	DP: 2	SB: 0	
HR: 1	HBP: 1	CS: 0	

PITCHER		IP	WLS	BF	H	R	ER	SO	BB	IBB	HBP	BLK	WP	HR	S	P	ERA	WHIP
Chris Michalak, L ERA: 4.76	(1, 1)	6.1		27	5	2	2	2	4	0	0	0	0	1	54	92	2.84	1.421
56 Todd Coffey, R ERA: 3.61	(7, 1)	0.0	L	3	1	0	0	0	1	1	0	0	0	0	6	16	∞	∞
Ryan Franklin, R ERA: 4.41	(7, 1)	0.0		1	0	1	1	0	1	0	0	0	0	0	2	6	∞	∞
Rheal Cormier, L ERA: 2.32	(7, 1)	0.2		5	3	4	4	0	0	0	0	0	0	0	11	15	54.00	4.500
45 Bill Bray, L ERA: 4.02	(8, 1)	1.0		3	0	0	0	0	0	0	0	0	0	0	9	12	0.00	0.000

PITCHER		IP	WLS	BF	H	R	ER	SO	BB	IBB	HBP	BLK	WP	HR	S	P	ERA	WHIP
31 Matt Belisle, R ERA: 3.91	(9, 1)	1.0		5	1	0	0	1	0	0	1	0	0	0	10	16	0.00	1.000

BOTTOM

Batter	1	2	3	4	5	6	7	8	9	AB	R	H	RBI	BB	SO	LOB
4 Brandon Phillips, R (1, 4) OBP: 0.342, SLG: 0.449	F X 0-1 1B 1B 1B		B B S X 2-1 ① G6-3		S B B F B X 3-2 ② G5-3		B F C B F X 2-2 ③ L9		B C F X 1-2 ③ P6	5	1	1	0	0	0	3
Scott Hatteberg, L (1, 3) OBP: 0.408, SLG: 0.493	C B B 1 B F F 1 F SAFE SAFE 3-2 F X 1-H 2B 1B		C S X 0-2 ② G6-3		C B C B X 2-2 ③ P6			B B C B C X 3-2 ① G4-3		4	1	1	1	0	0	0
Ken Griffey Jr., L (1, 8) OBP: 0.316, SLG: 0.490	B C B B X 3-1 1-H 2B		S F F B F X 1-2 1B			B X 1-0 ① F7		B X 1-0 ② G6-3		4	0	2	1	0	0	0
12 Edwin Encarnación, R (1, 5) OBP: 0.385, SLG: 0.540	B B F C S 2-3 ① K2-3		F F C 0-3 ③ K			C X 0-1 ② F9		B F F H 2-2 HBP		3	0	0	0	0	2	2
Adam Dunn, L (1, 7) OBP: 0.374, SLG: 0.545	B F X 1-1 ② P5			B S F F C 1-3 ① K		C X 0-1 ③ G6-3		F S B X 1-2 ③ G1-3		4	0	0	0	0	1	2
Rich Aurilia, R (1, 6) OBP: 0.343, SLG: 0.532	C X 0-1 ③ G5-3			B B X 2-0 1B			B F B X 2-1 1B 2B		C X 0-1 ① F7	4	1	2	0	0	0	1
Todd Hollandsworth, L (1, 9) OBP: 0.249, SLG: 0.420		B C C B F S 2-3 ① K		C S F S 0-3 ② K			F B F F X 1-2 26 FC1-6 2-H 1B		C B X 1-1 2B	4	0	2	1	0	2	1
26 David Ross, R (1, 2) OBP: 0.374, SLG: 0.640		F B C B B C 3-3 ② K		X 0-0 ③ F7			B C S S X 1-2 ① FC1-6 FC5-4 1-2f		B B B C B 4-1 BB	3	0	0	0	1	1	2
Chris Michalak, L (1, 1) OBP: 0.400, SLG: 0.600 56 Todd Coffey, R (7, 1) Ryan Franklin, R (7, 1) Rheal Cormier, L (7, 1) Royce Clayton, R (7, PH) OBP: 0.314, SLG: 0.351 45 Bill Bray, L (8, 1) 31 Matt Belisle, R (9, 1) Javier Valentin, S (9, PH) OBP: 0.292, SLG: 0.396		C F B B S 2-3 ③ K			B C X 1-1 ① G5-3		C B X 1-1 ② FC5-4 1-2f		B C F F S 1-3 ② K	2 0 0 0 0 1 0	0 0 0 0 0 0 0	0 0 0 0 0 0 0	0 0 0 0 0 0 0	0 0 0 0 0 0 0	1 0 0 0 1 0 0	0 0 0 0 0 0 0
Inning Stats	R: 2 E: 0 K: 1 S: 17 H: 3 LOB: 1 BB: 0 P: 26	R: 0 E: 0 K: 3 S: 10 H: 0 LOB: 0 BB: 0 P: 17	R: 0 E: 0 K: 1 S: 13 H: 1 LOB: 1 BB: 0 P: 16	R: 0 E: 0 K: 2 S: 10 H: 1 LOB: 1 BB: 0 P: 13	R: 0 E: 0 K: 0 S: 8 H: 0 LOB: 0 BB: 0 P: 14	R: 0 E: 0 K: 0 S: 5 H: 0 LOB: 0 BB: 0 P: 6	R: 1 E: 0 K: 0 S: 15 H: 2 LOB: 1 BB: 0 P: 22	R: 0 E: 0 K: 0 S: 9 H: 0 LOB: 1 BB: 0 P: 16	R: 0 E: 0 K: 1 S: 12 H: 1 LOB: 2 BB: 1 P: 19	1B: 5 2B: 3 3B: 0 HR: 0 SF: 0 SAC: 0 DP: 0 HBP: 1						

PITCHER		IP	WLS	BF	H	R	ER	SO	BB	IBB	HBP	BLK	WP	HR	S	P	ERA	WHIP
44 Roy Oswalt, R ERA: 3.23	(1, 1)	6.0	W	23	5	2	2	7	0	0	0	0	0	0	63	92	3.00	0.833
Russ Springer, R ERA: 3.61	(7, 1)	1.0		5	2	1	1	0	0	0	0	0	0	0	15	22	9.00	2.000
Trever Miller, L ERA: 3.72	(8, 1)	1.0		4	0	0	0	0	0	0	1	0	0	0	9	16	0.00	0.000
Dan Wheeler, R ERA: 2.68	(9, 1)	1.0		5	1	0	0	1	1	0	0	0	0	0	12	19	0.00	2.000

PITCHER	IP	WLS	BF	H	R	ER	SO	BB	IBB	HBP	BLK	WP	HR	S	P	ERA	WHIP

Houston Astros @ Cincinnati Reds

Great American Ball Park, Cincinnati, OH

Wed Aug 23 2006, 12:35 PM EDT

Att. 24,881 - Partly Cloudy - 82 F

livebaseballscorecards.com

AB	35
R	3
H	8
RBI	3
BB	1
SO	8
LOB	14

WP: 0 PA: 37
PB: 0
SB: 0
CS: 0

Cincinnati Reds @ San Francisco Giants

AT&T Park, San Francisco, CA

Thu Aug 24 2006, 7:15 PM PDT

Att. 38,754 - Cloudy - 58 F

livebaseballscorecards.com

Batter	1	2	3	4	5	6	7	8	9	AB	R	H	RBI	BB	SO	LOB
6 Ryan Freel, R (1, 9) OBP: 0.375, SLG: 0.420	C B B X 2-1 G5-3 ①		B F B C X 2-2 G4-3 ③		C F B B B F X 3-2 G5-3 ③		C S B C 1-3 K ①		F B B C C 2-3 K ①	5	0	0	0	0	2	2
Scott Hatteberg, L (1, 3) OBP: 0.406, SLG: 0.489	C B X 1-1 G4-3 ②			B C B B F X 3-2 F9 ①		C B B X 2-1 BB 12 1B 1B	B C B C X 2-2 F7 ②		F F B B F S 2-3 K ②	5	1	1	0	0	1	0
Ken Griffey Jr., L (1, 8) OBP: 0.319, SLG: 0.488	C S B S 1-3 K ③			X 0-0 L7 ②		B C F B B B B 4-2 12 1B PB 1-2 BB	B X 1-0 12 2B 1B		B B B B 4-0 12 1B 9 1B BB	3	3	1	0	2	1	0
12 Edwin Encarnación, R (1, 5) OBP: 0.389, SLG: 0.546 25 David Weathers, R (9, 1)		C X 0-1 F7 ①		S B F F 1-2 CI 1B		B B X 2-0 4 BB PB 1-3 2-H 1B	C B B X 2-1 1-H 2B		B X 1-0 9 1B BB 1-3 1B	4	1	3	2	0	0	0
										0	0	0	0	0	0	0
Adam Dunn, L (1, 7) OBP: 0.376, SLG: 0.544		F B S B B X 3-2 L9 ②		X 0-0 1-3 1B		C B B B B 4-1 4 BB 1-2 3-H BB	B D F B F S 3-3 K ③		B C C B F 1 SAFE 1 SAFE F 1 SAFE F 4-2 F B B 9 1B 1-2 BB	3	0	1	0	2	1	1
Rich Aurilia, R (1, 6) OBP: 0.339, SLG: 0.526 9 Juan Castro, R (8, 6) OBP: 0.279, SLG: 0.356 (9, 5)		C X 0-1 G6-3 ③		C F B X 1-2 F8 ③		X 0-0 F3 ①		C B B X 2-1 F7 ①	B X 1-0 1-2 2-H 3-H 1B	4	0	0	0	0	0	4
										1	0	1	2	0	0	0
4 Brandon Phillips, R (1, 4) OBP: 0.343, SLG: 0.447			B X 1-0 22 SH1-4 1B		S S F B X 1-2 G5-3 ①	C B S B F F B B 4-2 1-2 2-3 BB		B B C C F X 2-2 G4-3 ②	F S B S 1-3 K ③	4	0	1	0	1	1	2
26 David Ross, R (1, 2) OBP: 0.377, SLG: 0.653			C S 1 SAFE B B 1 SAFE X 2-2 P3 ①		B X 1-0 1B	F S B S 1-3 K ②		B B X 2-0 HR		4	1	2	1	0	1	4
22 Eric Milton, L (1, 1) OBP: 0.229, SLG: 0.326 Ryan Franklin, R (7, 1) Todd Hollandsworth, L (8, PH) OBP: 0.247, SLG: 0.417 Rheal Cormier, L (8, 1) 56 Todd Coffey, R (8, 1) Scott Schoeneweis, L (8, 1) Royce Clayton, R (9, 6) OBP: 0.314, SLG: 0.351			1 SAFE L X 0-1 SH1-4 ② 1-2		M L B C 1-3 K ②	B C S S 1-3 K ③		X 0-0 G3 ③		2	0	0	0	0	2	4
										0	0	0	0	0	0	0
										1	0	0	0	0	0	0
										0	0	0	0	0	0	0
										0	0	0	0	0	0	0
										0	0	0	0	0	0	0

TOP	
AB	36
R	6
H	10
RBI	5
BB	5
SO	9
LOB	17

Inning Stats	1	2	3	4	5	6	7	8	9	1B: 8	SF: 0	WP: 0	PA: 43
R:	0	0	0	0	0	2	1	1	2	2B: 1	SAC: 1	PB: 1	
E:	0	0	0	1	0	0	0	0	0	3B: 0	DP: 0	SB: 0	
K:	1	0	0	0	1	2	2	0	3	HR: 1	HBP: 0	CS: 0	
S:	7	7	9	11	12	17	12	8	17				
H:	0	0	1	1	1	2	2	1	2				
LOB:	0	0	0	2	1	3	2	0	2				
BB:	0	0	0	0	0	3	0	0	2				
P:	11	10	14	16	18	35	21	14	32				

PITCHER		IP	WLS	BF	H	R	ER	SO	BB	IBB	HBP	BLK	WP	HR	S	P	ERA	WHIP
41 Brad Hennessey, R ERA: 3.39	(1, 1)	5.0		23	5	2	2	2	2	0	0	0	0	0	52	87	3.60	1.400
32 Kevin Correia, R ERA: 3.62	(6, 1)	1.2	B	8	2	1	1	3	1	0	0	0	0	0	20	32	5.40	1.800
Steve Kline, L ERA: 3.53	(7, 1)	0.1		1	0	0	0	1	0	0	0	0	0	0	3	6	0.00	0.000
31 Vinnie Chulk, R ERA: 5.02	(8, 1)	1.1	L	5	1	1	1	1	0	0	0	0	0	1	11	19	6.75	0.750
Mike Stanton, L ERA: 4.7	(9, 1)	0.2		6	2	2	2	2	2	0	0	0	0	0	14	27	27.00	6.000

PITCHER	IP	WLS	BF	H	R	ER	SO	BB	IBB	HBP	BLK	WP	HR	S	P	ERA	WHIP

Cincinnati Reds @ San Francisco Giants

AT&T Park, San Francisco, CA

Thu Aug 24 2006, 7:15 PM PDT

Att. 38,754 - Cloudy - 58 F

livebaseballscorecards.com

BOTTOM

Batter	1	2	3	4	5	6	7	8	9	AB	R	H	RBI	BB	SO	LOB
2 Randy Winn, S (1, 9) OBP: 0.326, SLG: 0.403	C X 0-1 HR		C X 0-1 F9 ①		C X 0-1 13 G5-4-3 1B		B B C X 2-1 13 1B 1B		C C C 0-3 K ②	5	1	3	1	0	1	0
13 Omar Vizquel, S (1, 6) OBP: 0.375, SLG: 0.407	C B B X 2-1 P3 ①		C B B X 2-1 1B		C X 0-1 G5-4-3 ② ③ 1-2f		B B B C C X 3-2 FC6-4 1-3 1B		B C B X 2-1 F8 ③	5	0	2	0	0	0	1
Shea Hillenbrand, R (1, 3) OBP: 0.317, SLG: 0.445	C C S 0-3 K ②		B B X 2-0 P5 ②			B S X 1-1 2B 1B	1 SAFE 1 SAFE B X 1-0 FC6-4 ③ 1-2f			4	0	1	0	0	1	3
Barry Bonds, L (1, 7) OBP: 0.449, SLG: 0.482 Tomas De La Rosa, R (8, PR) OBP: 1.000, SLG: 1.000 (9, 5)	F B F X 1-2 F8 ③		S X 0-1 G4-3 ③			C B X 1-1 F7 ①		B C B C B B 4-2 G6-4-3 1B BB		3 0	0 0	0 0	0 0	1 0	0 0	2 0
Ray Durham, S (1, 4) OBP: 0.366, SLG: 0.536		X 0-0 HR 2B		B X 1-0 1B		B X 1-0 F9 ②		1 SAFE X 0-0 G6-4-3 1-2 1B		4	1	3	0	0	0	1
Pedro Feliz, R (1, 5) OBP: 0.292, SLG: 0.459 (9, 7)	S B F B X 2-2 2-H HR			B F B S S 2-3 K ①		X 0-0 1-3 2B		F B X 1-1 G6-4-3 ① ② 1-2f 2-3		4	1	2	2	0	1	3
Steve Finley, L (1, 8) OBP: 0.316, SLG: 0.397		B C F B X 2-2 F9 ①		X 0-0 F9 ②		B C F F F S 1-3 K ③		C B S B B B 4-2 BB		3	0	0	0	1	1	3
50 Eliezer Alfonzo, R (1, 2) OBP: 0.296, SLG: 0.495		B X 1-0 F7 ②		S F 1 SAFE B F X 1-2 F7 ③			B X 1-0 F7 ①	C F S 0-3 K ③		4	0	0	0	0	1	3
41 Brad Hennessey, R (1, 1) OBP: 0.286, SLG: 0.333 32 Kevin Correia, R (6, 1) OBP: 0.100, SLG: 0.100 Steve Kline, S (7, 1) Todd Linden, S (7, PH) OBP: 0.364, SLG: 0.463 31 Vinnie Chulk, R (8, 1) Mike Stanton, L (9, 1) 9 Mark Sweeney, L (9, PH) OBP: 0.333, SLG: 0.399	C X 0-1 F9 ③				B F X 1-1 G5-3 ①		X 0-0 F7 ②		C F C 0-3 K ①	2 0 0 1 0 0 0 1	0 0 0 0 0 0 0 0	0 0 0 0 0 0 0 0	0 0 0 0 0 0 0 1	0 0 0 0 0 0 0 0	0 0 0 0 0 0 0 1	0 0 0 0 0 0 0 0
Inning Stats	R: 1 E: 0 K: 1 S: 10 H: 1 LOB: 0 BB: 0 P: 13	R: 2 E: 0 K: 0 S: 10 H: 2 LOB: 0 BB: 0 P: 15	R: 0 E: 0 K: 0 S: 7 H: 1 LOB: 1 BB: 0 P: 11	R: 0 E: 0 K: 1 S: 9 H: 1 LOB: 1 BB: 0 P: 13	R: 0 E: 0 K: 0 S: 6 H: 1 LOB: 0 BB: 0 P: 7	R: 0 E: 0 K: 1 S: 11 H: 2 LOB: 2 BB: 0 P: 15	R: 0 E: 0 K: 0 S: 8 H: 2 LOB: 2 BB: 0 P: 15	R: 0 E: 0 K: 1 S: 10 H: 1 LOB: 2 BB: 2 P: 19	R: 0 E: 0 K: 2 S: 8 H: 0 LOB: 0 BB: 0 P: 10	1B: 7 2B: 2 3B: 0 HR: 2	SF: 0 SAC: 0 DP: 2 HBP: 0					

AB	36
R	3
H	11
RBI	3
BB	2
SO	6
LOB	16

WP: 0 PB: 0 SB: 0 CS: 0 PA: 38

PITCHER		IP	WLS	BF	H	R	ER	SO	BB	IBB	HBP	BLK	WP	HR	S	P	ERA	WHIP
22 Eric Milton, L ERA: 5.22	(1, 1)	6.2		29	10	3	3	3	0	0	0	0	0	2	60	87	4.05	1.500
Ryan Franklin, R ERA: 4.39	(7, 1)	0.1	W	1	0	0	0	0	0	0	0	0	0	0	1	2	0.00	0.000
Rheal Cormier, L ERA: 2.32	(8, 1)	0.0		1	0	0	0	0	1	0	0	0	0	0	2	6	∞	∞
56 Todd Coffey, R ERA: 3.57	(8, 1)	0.2	H	2	1	0	0	0	0	0	0	0	0	0	3	4	0.00	1.500
Scott Schoeneweis, L ERA: 5.98	(8, 1)	0.1	H	2	0	0	0	1	1	0	0	0	0	0	5	9	0.00	3.000

PITCHER		IP	WLS	BF	H	R	ER	SO	BB	IBB	HBP	BLK	WP	HR	S	P	ERA	WHIP
25 David Weathers, R ERA: 4.22	(9, 1)	1.0	S	3	0	0	0	2	0	0	0	0	0	0	8	10	0.00	0.000

Batter	1	2	3	4	5	6	7	8	9	AB	R	H	RBI	BB	SO	LOB
6 Ryan Freel, R (1, 9) OBP: 0.374, SLG: 0.421	X 0-0 ① L8		B C X 1-1 1-3 2B		B C X 1-1 ③ F8			C C X 0-2 ③ P4		4	0	1	0	0	0	0
Scott Hatteberg, L (1, 3) OBP: 0.402, SLG: 0.484	B C F F B X 2-2 ② F8		B X 1-0 ② F9			B C X 1-1 ① G4-3			C B F B B X 3-2 ① G3-1	4	0	0	0	0	0	2
Ken Griffey Jr., L (1, 8) OBP: 0.319, SLG: 0.494	B B C F X 2-2 HR		C B C F F X 1-2 ③ G4-3			B X 1-0 ② G1			B X 1-0 ② G4-3	4	1	1	1	0	0	2
12 Edwin Encarnación, R (1, 5) OBP: 0.388, SLG: 0.546	F X 0-1 ③ G4-3			B X 1-0 2B		B X 1-0 ③ G5-3			C B X 1-1 ③ P4	4	0	1	0	0	0	0
Adam Dunn, L (1, 7) OBP: 0.374, SLG: 0.540		F C S 0-3 ① K		B S C S S 1-3 ① K			B F X 1-1 ① G5-3			3	0	0	0	0	2	1
Rich Aurilia, R (1, 6) OBP: 0.336, SLG: 0.521		C B X 1-1 ② P6		X 0-0 ② L4			C F B X 1-2 ② G5-3			3	0	0	0	0	0	1
4 Brandon Phillips, R (1, 4) OBP: 0.340, SLG: 0.444		B X 1-0 ③ L9		C F B B X 2-2 ③ G1-3			L S B X 1-2 ③ G5-3			3	0	0	0	0	0	1
Jason LaRue, R (1, 2) OBP: 0.310, SLG: 0.289			C X 0-1 E5 6 2B		X 0-0 ① F9			B C S F C 1-3 ① K		2	0	0	0	0	0	0
Todd Hollandsworth, L (8, PH) OBP: 0.246, SLG: 0.415										1	0	0	0	0	1	0
Ryan Franklin, R (8, 1)										0	0	0	0	0	0	0
39 Aaron Harang, R (1, 1) OBP: 0.172, SLG: 0.143			M M B B 1 L SAFE 2-3 ① K		B C F S 1-3 ② K			C X 0-1 ② F7		2	0	0	0	0	2	1
Javier Valentin, S (8, PH) OBP: 0.290, SLG: 0.394										1	0	0	0	0	0	0
(8, 2)																

Cincinnati Reds @ San Francisco Giants

AT&T Park, San Francisco, CA

Fri Aug 25 2006, 7:15 PM PDT

Att. 37,801 - Partly Cloudy - 65 F

TOP

livebaseballscorecards.com

AB	31
R	1
H	3
RBI	1
BB	0
SO	5
LOB	8

Inning Stats	1	2	3	4	5	6	7	8	9	1B	SF	WP	PA
R	1	0	0	0	0	0	0	0	0	0	0	0	31
E	0	0	1	0	0	0	0	0	0	2	0	0	
K	0	1	1	1	1	0	0	1	0	0	0	0	
S	10	6	13	8	6	4	8	9	6	HR 1	HBP 0	CS 0	
H	1	0	1	1	0	0	0	0	0	2B 2	SAC 0	PB 0	
LOB	0	0	2	0	0	0	0	0	0	3B 0	DP 0	SB 0	
BB	0	0	0	0	0	0	0	0	0				
P	14	8	18	12	8	7	11	10	11				

PITCHER		IP	W/L/S	BF	H	R	ER	SO	BB	IBB	HBP	BLK	WP	HR	S	P	ERA	WHIP
Matt Morris, R ERA: 4.47	(1, 1)	9.0	W	31	3	1	1	5	0	0	0	0	0	1	70	99	1.00	0.333

PITCHER		IP	W/L/S	BF	H	R	ER	SO	BB	IBB	HBP	BLK	WP	HR	S	P	ERA	WHIP

Batter	1	2	3	4	5	6	7	8	9	AB	R	H	RBI	BB	SO	LOB
2 Randy Winn, S (1, 9) OBP: 0.325, SLG: 0.401	C B S B X 2-2 F7 ①	B B B C X 3-1 1-2 1B		C B F X 1-2 F8 ③			F B X 1-1 P3 ①	C F B B X 3-2 F8 ③		5	0	1	0	0	0	2
13 Omar Vizquel, S (1, 6) OBP: 0.376, SLG: 0.408	C B B X 2-1 S 1B 1B	B X 1-0 G4-3 ③			C F B B F S 2-3 K2-3 ①		C X 0-1 S 1B			4	1	2	0	0	1	2
Shea Hillenbrand, R (1, 3) OBP: 0.321, SLG: 0.454	C B B B X 3-1 1B 1-2 1B		X 0-0 HR		X 0-0 G3-1 ②		B B B C B 4-1 G5-4-3 1-3 BB			3	1	2	1	1	0	0
Barry Bonds, L (1, 7) OBP: 0.447, SLG: 0.479 Todd Linden, S (9, 7) OBP: 0.364, SLG: 0.463	C F B X 1-2 1-2 2-H 1B		C B X 1-1 G5-3 ①		X 0-0 F8 ③		X 0-0 G5-4-3 ②③ 1-2f			4 0	0 0	1 0	1 0	0 0	0 0	2 0
Ray Durham, S (1, 4) OBP: 0.362, SLG: 0.531	F F F X 0-2 P6 ②		B F X 1-1 P6 ②			C S F B F F X 1-2 G5-3 ①		F S B X 1-2 G4-3 ①		4	0	0	0	0	0	2
Steve Finley, L (1, 8) OBP: 0.317, SLG: 0.396	B S S S F X 1-2 P1 ③		B C X 1-1 F7 ③			C F F F F B F X 2-2 G5-3 1B		B B F B B 4-1 E S 2B BB		3	1	1	0	1	0	2
Pedro Feliz, R (1, 5) OBP: 0.292, SLG: 0.457		T F B X 1-2 F7 ①		C B B B F X 3-2 SH1 1B		S 1 SAFE B C F D X 2-2 1-2 G5-3 ②		1 SAFE 1 SAFE B F 1 SAFE S F B S 2-3 K 1-3 ②		4	0	1	0	0	1	2
50 Eliezer Alfonzo, R (1, 2) OBP: 0.305, SLG: 0.495		C B X 1-1 2 1B 1B		T B F 1 SAFE X 1-2 F7 ①		I I I I 4-0 IBB		I I I I 4-0 2B IBB		2	1	1	0	2	0	1
Matt Morris, R (1, 1) OBP: 0.208, SLG: 0.250		X 0-0 B2 ②		X 0-0 SH1 ② 1-2		S D F X 1-2 G6-3 ③		X 0-0 1-H 3-H 2B		3	0	1	2	0	0	3
Inning Stats	R: 1 E: 0 K: 0 S: 19 H: 3 LOB: 2 BB: 0 P: 28	R: 0 E: 0 K: 0 S: 9 H: 2 LOB: 2 BB: 0 P: 15	R: 1 E: 0 K: 0 S: 7 H: 1 LOB: 0 BB: 0 P: 10	R: 0 E: 0 K: 0 S: 10 H: 1 LOB: 1 BB: 0 P: 15	R: 0 E: 0 K: 1 S: 6 H: 0 LOB: 0 BB: 0 P: 8	R: 0 E: 0 K: 0 S: 20 H: 1 LOB: 2 BB: 1 P: 30	R: 0 E: 0 K: 0 S: 6 H: 1 LOB: 1 BB: 1 P: 11	R: 2 E: 0 K: 1 S: 12 H: 1 LOB: 1 BB: 2 P: 26		1B: 8 2B: 1 3B: 0 HR: 1 SF: 0 SAC: 1 DP: 1 HBP: 0						

PITCHER		IP	WLS	BF	H	R	ER	SO	BB	IBB	HBP	BLK	WP	HR	S	P	ERA	WHIP
39 Aaron Harang, R ERA: 3.67	(1, 1)	7.0	L	31	9	2	2	1	1	1	0	0	0	1	77	117	2.57	1.429
Ryan Franklin, R ERA: 4.59	(8, 1)	1.0		6	1	2	2	1	1	1	0	0	0	0	12	26	18.00	2.000

PITCHER	IP	WLS	BF	H	R	ER	SO	BB	IBB	HBP	BLK	WP	HR	S	P	ERA	WHIP

BOTTOM

Cincinnati Reds @ San Francisco Giants

AT&T Park, San Francisco, CA

Fri Aug 25 2006, 7:15 PM PDT
Att. 37,801 - Partly Cloudy - 65 F

livebaseballscorecards.com

AB	32
R	4
H	10
RBI	4
BB	4
SO	2
LOB	16

PA: 37
WP: 0
PB: 0
SB: 4
CS: 0

Batter	1	2	3	4	5	6	7	8	9	AB	R	H	RBI	BB	SO	LOB
6 Ryan Freel, R (1, 9) OBP: 0.372, SLG: 0.416	B B B C B 4-1 12 G1-3 E BB		X 0-0 E5 CS 1B	B C S B B X 3-2 ③ F7			X 0-0 ① G6-3		C B S F B F F X 2-2 ③ G5-3	4	0	0	0	1	0	2
Royce Clayton, R (1, 6) OBP: 0.313, SLG: 0.350	B C X 1-1 FC4 12 G1-3 1-2		C X 0-1 CS 1-2 1B		C F B B F F S 2-3 ① K		C B X 1-1 ② G5-3			4	0	1	0	0	1	1
Ken Griffey Jr., L (1, 8) OBP: 0.318, SLG: 0.491	B C B X 2-1 ① L4		D C F F B X 3-2 ① ② F9 1-2 2-3		B B F B S F F X 3-2 ② G3		X 0-0 1B			4	0	1	0	0	0	4
12 Edwin Encarnación, R (1, 5) OBP: 0.389, SLG: 0.544	X 0-0 ② G1-3 1-2 2-3		B B B B 4-0 BB		B F F X 1-2 1B		X 0-0 ③ F9			3	0	1	0	1	0	3
Adam Dunn, L (1, 7) OBP: 0.371, SLG: 0.536	B C B C X 2-2 ③ G3-1		B B F F F B S 3-3 ③ K		B X 1-0 ③ G3			C F X 0-2 ① P5		4	0	0	0	0	1	5
Rich Aurilia, R (1, 3) OBP: 0.335, SLG: 0.518		C C B X 1-2 ① G6-3		X 0-0 61 26 FC1-5 SH5-3 1B	C X 0-1 ① P4			C B X 1-1 ② G6-3		4	0	1	0	0	0	0
26 David Ross, R (1, 2) OBP: 0.376, SLG: 0.665		C F B B X 2-2 ② F9	X 0-0 ① SH5-3 1-2		B B X 2-0 HR			B X 1-0 ③ F7		3	1	1	1	0	0	0
4 Brandon Phillips, R (1, 4) OBP: 0.342, SLG: 0.446		C B B C X 2-2 2B	B B F B B B 4-1 61 FC1-5 BB		F C B F F X 1-2 ② G4-3				B C X 1-1 ① F8	3	0	1	0	1	0	0
61 Bronson Arroyo, R (1, 1) OBP: 0.152, SLG: 0.222 45 Bill Bray, L (7, 1) 31 Matt Belisle, R (8, 1) Rheal Cormier, L (8, 1) 9 Juan Castro, R (9, PH) OBP: 0.278, SLG: 0.355		B X 1-0 ③ L7	X 0-0 ② FC1-5 1-2 2-3f		C C S 0-3 ③ K				F B T T C 1-3 ② K	3 0 0 0 1	0 0 0 0 0	0 0 0 0 0	0 0 0 0 0	1 0 0 0 1	0 0 0 0 0	3 0 0 0 0
Inning Stats	R: 0 H: 0 E: 1 LOB: 2 K: 0 BB: 1 S: 9 P: 18	R: 0 H: 1 E: 0 LOB: 1 K: 0 BB: 0 S: 10 P: 16	R: 0 H: 1 E: 1 LOB: 2 K: 1 BB: 1 S: 10 P: 20	R: 0 H: 1 E: 0 LOB: 2 K: 0 BB: 1 S: 7 P: 14	R: 0 H: 1 E: 0 LOB: 1 K: 1 BB: 0 S: 14 P: 21	R: 1 H: 1 E: 0 LOB: 0 K: 1 BB: 0 S: 11 P: 14	R: 0 H: 1 E: 0 LOB: 1 K: 0 BB: 0 S: 5 P: 6	R: 0 H: 0 E: 0 LOB: 0 K: 0 BB: 0 S: 6 P: 8	R: 0 H: 0 E: 0 LOB: 0 K: 1 BB: 0 S: 12 P: 16	1B: 4 SF: 0 2B: 1 SAC: 1 3B: 0 DP: 0 HR: 1 HBP: 0						

PITCHER		IP	WLS	BF	H	R	ER	SO	BB	IBB	HBP	BLK	WP	HR	S	P	ERA	WHIP
51 Noah Lowry, L ERA: 3.75	(1, 1)	8.0	W	34	6	1	1	3	3	0	0	0	0	1	72	117	1.12	1.125
Mike Stanton, L ERA: 4.61	(9, 1)	1.0	S	3	0	0	0	1	0	0	0	0	0	0	12	16	0.00	0.000

PITCHER	IP	WLS	BF	H	R	ER	SO	BB	IBB	HBP	BLK	WP	HR	S	P	ERA	WHIP

Cincinnati Reds @ San Francisco Giants

AT&T Park, San Francisco, CA

Sat Aug 26 2006, 1:05 PM PDT

Att. 41,362 - Sunny - 73 F

TOP

livebaseballscorecards.com

AB	33
R	1
H	6
RBI	1
BB	3
SO	4
LOB	18

Cincinnati Reds @ San Francisco Giants

AT&T Park, San Francisco, CA

Sat Aug 26 2006, 1:05 PM PDT

Att. 41,362 - Sunny - 73 F

livebaseballscorecards.com

BOTTOM

Batter	1	2	3	4	5	6	7	8	9	AB	R	H	RBI	BB	SO	LOB
2 Randy Winn, S (1, 9) OBP: 0.324, SLG: 0.401	C F B X 1-2 F9 ①		C F B X 1-2 F8 ②		B C F X 1-2 E8 2B	C B X 1-1 F8 ③		B F X 1-1 FC5-4 ③ 1-2f		5	1	1	0	0	0	3
13 Omar Vizquel, S (1, 6) OBP: 0.375, SLG: 0.406	C X 0-1 P4 ②		C B B X 2-1 F9 ③		B C B L S 2-3 K ①		C S B B F X 2-2 HR 1B			4	1	1	0	0	1	0
Shea Hillenbrand, R (1, 3) OBP: 0.323, SLG: 0.461	C B B F B F F F F 3-3 F S K ③			B X 1-0 F8 ①	X 0-0 BB 1B		X 1-H 0-0 HR			4	1	2	2	0	1	0
Ray Durham, S (1, 4) OBP: 0.364, SLG: 0.529		C B X 1-1 E5 9 F8		C X 0-1 9 FC3-6 1B	B B B 4-0 9 G3-6-1 1-2 BB		B S S F F F X 1-2 G5-3 ①			3	0	1	0	1	0	0
9 Mark Sweeney, L (1, 7) OBP: 0.328, SLG: 0.392 Mike Stanton, L (9, 1)		B C B 1 SAFE 1 SAFE X 2-1 F8 ① 1-2		C 1 SAFE B X 1-1 FC3-6 ② 1-2f BB 1B	X 0-0 G3-6-1 ② ③ 1-2f		S B C B F F S 2-3 K ②			4	1	0	0	0	1	4
										0	0	0	0	0	0	0
Steve Finley, L (1, 8) OBP: 0.319, SLG: 0.396		B B F F S 2-3 K ②		B B B 4-0 1B 1-2 BB		C B B X 2-1 1B 1B	B C B X 2-1 G3 ③			3	0	1	0	1	1	1
Pedro Feliz, R (1, 5) OBP: 0.295, SLG: 0.458		C S B B B B F B 4-2 BB		C B B F X 2-2 1-3 2-H 1B		F B B X 1-1 1-2 1B		B B X 2-0 F7 ①		3	0	2	1	1	0	0
Todd Greene, R (1, 2) OBP: 0.333, SLG: 0.415		C F S 0-3 K ③		I I I I 4-0 IBB		C S F B B F B S 3-3 K ①		F B X 1-1 G5-3 ②		3	0	0	0	1	2	4
51 Noah Lowry, R (1, 1) OBP: 0.190, SLG: 0.225 Todd Linden, S (8, PH) OBP: 0.378, SLG: 0.463 (9, 7)			B B X 2-0 G6-3 ①	C F B B X 2-2 P3 ③		L M B S 1-3 K ②		B B C B C B 4-2 2 FC5-4 BB		3	0	0	0	0	1	5
										0	0	0	0	1	0	0
Inning Stats	R: 0 E: 0 K: 1 S: 13 H: 0 LOB: 0 BB: 0 P: 17	R: 0 E: 1 K: 2 S: 13 H: 0 LOB: 2 BB: 1 P: 22	R: 0 E: 0 K: 0 S: 6 H: 0 LOB: 0 BB: 0 P: 11	R: 1 E: 0 K: 0 S: 11 H: 2 LOB: 3 BB: 2 P: 25	R: 1 E: 1 K: 1 S: 8 H: 2 LOB: 1 BB: 1 P: 15	R: 0 E: 0 K: 2 S: 14 H: 2 LOB: 2 BB: 0 P: 22	R: 2 E: 0 K: 1 S: 18 H: 2 LOB: 0 BB: 0 P: 25	R: 0 E: 0 K: 0 S: 7 H: 0 LOB: 1 BB: 1 P: 15		1B: 6 2B: 1 3B: 0 HR: 1	SF: 0 SAC: 0 DP: 1 HBP: 0		WP: 0 PB: 0 SB: 0 CS: 0	PA: 37		

	AB	32
	R	4
	H	8
	RBI	3
	BB	5
	SO	7
	LOB	17

PITCHER		IP	WLS	BF	H	R	ER	SO	BB	IBB	HBP	BLK	WP	HR	S	P	ERA	WHIP
61 Bronson Arroyo, R ERA: 3.52	(1, 1)	6.0	L	30	8	4	4	6	3	1	0	0	0	1	70	119	6.00	1.833
45 Bill Bray, L ERA: 3.92	(7, 1)	1.0		3	0	0	0	1	0	0	0	0	0	0	13	18	0.00	0.000
31 Matt Belisle, R ERA: 3.81	(8, 1)	0.2		3	0	0	0	0	1	0	0	0	0	0	5	12	0.00	1.500
Rheal Cormier, L ERA: 2.3	(8, 1)	0.1		1	0	0	0	0	0	0	0	0	0	0	2	3	0.00	0.000

PITCHER	IP	WLS	BF	H	R	ER	SO	BB	IBB	HBP	BLK	WP	HR	S	P	ERA	WHIP

Cincinnati Reds @ San Francisco Giants

AT&T Park, San Francisco, CA

Sun Aug 27 2006, 1:05 PM PDT

Att. 39,102 - Sunny - 67 F

livebaseballscorecards.com

TOP

Batter	1	2	3	4	5	6	7	8	9	AB	R	H	RBI	BB	SO	LOB
6 Ryan Freel, R (1, 9) OBP: 0.373, SLG: 0.417	B B C S F C 2-3 ① K		C S B X 1-2 1B		B B C C F B X 3-2 ③ P3			B B B C X 3-1 1B		4	0	2	0	0	1	0
Scott Hatteberg, L (1, 3) OBP: 0.399, SLG: 0.479	B X 1-0 ② F8		1 SAFE C B X 1-1 ③ P2			B F X 1-1 ① P5		C X 0-1 ① P6		4	0	0	0	0	0	2
Ken Griffey Jr., L (1, 8) OBP: 0.320, SLG: 0.494	B C F B S 2-3 ③ K2-3			B B S B X 3-1 2B		F S S 0-3 ② K		B B X 2-0 1-2 1B		4	0	2	0	0	2	0
12 Edwin Encarnación, R (1, 5) OBP: 0.387, SLG: 0.543		B B F X 2-1 ① F8		F B B S B T 3-2 ① K		F X 0-1 2B		S S B B B X 3-2 ② F4		4	0	1	0	0	1	3
Adam Dunn, L (1, 7) OBP: 0.370, SLG: 0.532		B B C S B B 4-2 BB		B B X 2-0 ② P5		S B D B S S 3-3 ③ K		X 0-0 ③ P4		3	0	0	0	1	1	4
26 David Ross, R (1, 2) OBP: 0.374, SLG: 0.654		F S F B B B F X 3-2 ② F7		B B B C F B 4-2 BB			F B B B F C 3-3 ① K		X 0-0 ① G6-3	3	0	0	0	1	1	1
4 Brandon Phillips, R (1, 4) OBP: 0.341, SLG: 0.444		B S B 1 SAFE S F X 2-2 ③ P6		S B F S 1-3 ③ K			C F B B S 2-3 ② K		B F C B F X 2-2 G5-4-3 1B	4	0	1	0	0	2	3
Royce Clayton, R (1, 6) OBP: 0.312, SLG: 0.349			S B F X 1-2 ① L4		F B X 1-1 ① L6		C B F F F X 1-2 1B		X 0-0 ②③ G5-4-3 1-2f	4	0	1	0	0	0	1
Kyle Lohse, R (1, 1) OBP: 0.250, SLG: 0.250			B C X 1-1 ② G5-3		C S F F S 0-3 ② K		F X 0-1 ③ P6			2	0	0	0	0	1	0
31 Matt Belisle, R (6, 1)										0	0	0	0	0	0	0
Javier Valentin, S (7, PH) OBP: 0.288, SLG: 0.391										1	0	0	0	0	0	1
45 Bill Bray, L (7, 1)										0	0	0	0	0	0	0
56 Todd Coffey, R (8, 1)										0	0	0	0	0	0	0

Inning Stats	1	2	3	4	5	6	7	8	9
	R: 0 E: 0 K: 2 S: 8	R: 0 E: 0 K: 0 S: 13	R: 0 E: 0 K: 0 S: 10	R: 0 E: 0 K: 2 S: 11	R: 0 E: 0 K: 1 S: 12	R: 0 E: 0 K: 2 S: 10	R: 0 E: 0 K: 2 S: 13	R: 0 E: 0 K: 0 S: 9	R: 0 E: 0 K: 0 S: 6
	H: 0 LOB: 0 BB: 0 P: 13	H: 0 LOB: 1 BB: 1 P: 24	H: 1 LOB: 1 BB: 0 P: 14	H: 1 LOB: 2 BB: 1 P: 24	H: 0 LOB: 0 BB: 0 P: 16	H: 1 LOB: 1 BB: 0 P: 14	H: 1 LOB: 1 BB: 0 P: 19	H: 2 LOB: 2 BB: 0 P: 17	H: 1 LOB: 0 BB: 0 P: 8

1B: 5	SF: 0
2B: 2	SAC: 0
3B: 0	DP: 1
HR: 0	HBP: 0

WP: 0	PA: 35
PB: 0	
SB: 0	
CS: 0	

AB	33
R	0
H	7
RBI	0
BB	2
SO	9
LOB	15

PITCHER	IP	WLS	BF	H	R	ER	SO	BB	IBB	HBP	BLK	WP	HR	S	P	ERA	WHIP
18 Matt Cain, R (1, 1) ERA: 4.32	7.0	W	27	4	0	0	9	2	0	0	0	0	0	77	124	0.00	0.857
Steve Kline, L (8, 1) ERA: 3.5	0.1		3	2	0	0	0	0	0	0	0	0	0	5	10	0.00	6.000
32 Kevin Correia, R (8, 1) ERA: 3.58	0.2		2	0	0	0	0	0	0	0	0	0	0	4	7	0.00	0.000
Jamey Wright, R (9, 1) ERA: 5.09	1.0		3	1	0	0	0	0	0	0	0	0	0	6	8	0.00	1.000

PITCHER	IP	WLS	BF	H	R	ER	SO	BB	IBB	HBP	BLK	WP	HR	S	P	ERA	WHIP

Batter	1	2	3	4	5	6	7	8	9	AB	R	H	RBI	BB	SO	LOB
2 Randy Winn, S (1, 9) OBP: 0.323, SLG: 0.399	C B S X 1-2 L7 ①	C C S 0-3 K ②		S F F B F B B F F 3-3 S K ②		B C F F F F S 1-3 K ①		T X 0-1 13 BB 2B 1B		5	1	1	0	0	3	2
13 Omar Vizquel, S (1, 6) OBP: 0.377, SLG: 0.406	B C F X 1-2 G3-1 ②	C X 0-1 2-H 3-H 1B		C B C F B B X 3-2 G6-3 ③		B B B C B 4-1 1B 1B BB		B B F B B 4-1 1-2 2B BB		3	2	1	2	2	0	0
Shea Hillenbrand, R (1, 3) OBP: 0.326, SLG: 0.465	C X 0-1 E9 1B 1B	B B B C X 3-1 G6-3 ③			F B X 1-1 G5-3 ①	B X 1-0 1-2 1B 1B		F B X 1-1 1B 1-H 2-H 2B		5	1	3	2	0	0	1
Barry Bonds, L (1, 7) OBP: 0.453, SLG: 0.488 Steve Kline, S (8, 1) 32 Kevin Correia, R (8, 1) OBP: 0.100, SLG: 0.100 Moises Alou, R (8, PH) OBP: 0.349, SLG: 0.520 Jamey Wright, R (9, 1) OBP: 0.244, SLG: 0.289	F B D B I 4-1 1B IBB	X 0-0 WP SF7 2B			B B C B X 3-1 1B 2B 1B	S B X 1-1 1-2 2-H 1B		C S B B B C 3-3 K ①		3 0 0 1 0	2 0 0 0 0	3 0 0 0 0	1 0 0 0 0	1 0 0 1 0	0 0 0 1 0	0 0 0 1 0
Ray Durham, S (1, 4) OBP: 0.364, SLG: 0.529	X 0-0 1-3 2-H 1B	B C T C X 1-2 SF7 ① 2-H			B C X 1-1 2B 1-2 1B	B F S 1-3 K ②		B S F F F X 1-2 P6 ②		4	0	2	2	0	1	3
Steve Finley, L (1, 8) OBP: 0.320, SLG: 0.396	C B X 1-1 F7 ③	X 0-0 50 FC5-4 1B			F B B F X 2-2 F4 ②	C X 0-1 G4-3 ③		C X 0-1 2-3 1B		5	0	2	0	0	0	6
Pedro Feliz, R (1, 5) OBP: 0.296, SLG: 0.462		X 0-0 50 1B 13 1B 2B	D C S T B X 2-2 F8 ②		B B X 2-0 1-3 2-H 2B		X 0-0 P6 ①	X 0-0 F7 ③		5	1	2	1	0	0	3
50 Eliezer Alfonzo, R (1, 2) OBP: 0.308, SLG: 0.493		C X 0-1 18 SH1-4 13 1B 2-3 1B	C X 0-1 FC5-4 ③ 1-2f		I I I I 4-0 IBB		C F X 0-2 G6-3 ②			3	1	1	0	1	0	1
18 Matt Cain, R (1, 1) OBP: 0.159, SLG: 0.205 Todd Linden, S (7, PH) OBP: 0.370, SLG: 0.452 (8, 7)	B L X 1-1 SH1-4 ① 1-2	C B C X 1-2 G6-3 ①	C B F T 1-2 K ③			S B S C 1-3 K ③				2 1	0 0	0 0	0 0	0 0	1 1	3 0
Inning Stats	R: 1 H: 2 E: 1 LOB: 2 K: 0 BB: 1 S: 12 P: 19	R: 2 H: 3 E: 0 LOB: 1 K: 1 BB: 0 S: 12 P: 16	R: 1 H: 2 E: 0 LOB: 1 K: 0 BB: 0 S: 12 P: 15	R: 0 H: 0 E: 0 LOB: 0 K: 1 BB: 0 S: 14 P: 21	R: 1 H: 3 E: 0 LOB: 3 K: 1 BB: 1 S: 13 P: 27	R: 1 H: 2 E: 0 LOB: 2 K: 2 BB: 1 S: 15 P: 23	R: 0 H: 0 E: 0 LOB: 0 K: 1 BB: 0 S: 7 P: 8	R: 2 H: 3 E: 0 LOB: 2 K: 1 BB: 1 S: 16 P: 25		1B: 11 SF: 1 2B: 4 SAC: 1 3B: 0 DP: 0 HR: 0 HBP: 0						

PITCHER		IP	WLS	BF	H	R	ER	SO	BB	IBB	HBP	BLK	WP	HR	S	P	ERA	WHIP
Kyle Lohse, R ERA: 5.63	(1, 1)	5.0	L	27	10	5	5	3	0	2	0	0	1	0	63	98	9.00	2.000
31 Matt Belisle, R ERA: 4.0	(6, 1)	1.0		6	2	1	1	2	1	0	0	0	0	0	15	23	9.00	3.000
45 Bill Bray, L ERA: 4.19	(7, 1)	1.2		9	3	2	2	2	1	0	0	0	0	0	22	32	10.80	2.400
56 Todd Coffey, R ERA: 3.55	(8, 1)	0.1		1	0	0	0	0	0	0	0	0	0	0	1	1	0.00	0.000

PITCHER	IP	WLS	BF	H	R	ER	SO	BB	IBB	HBP	BLK	WP	HR	S	P	ERA	WHIP

BOTTOM

Cincinnati Reds @ San Francisco Giants

AT&T Park, San Francisco, CA

Sun Aug 27 2006, 1:05 PM PDT

Att. 39,102 - Sunny - 67 F

livebaseballscorecards.com

AB	37
R	8
H	15
RBI	8
BB	4
SO	7
LOB	20

WP: 1 PA: 43
PB: 0
SB: 0
CS: 0

Cincinnati Reds @ Los Angeles Dodgers

Dodger Stadium, Los Angeles, CA

Mon Aug 28 2006, 7:10 PM PDT

Att. 44,176 - Clear - 81 F

livebaseballscorecards.com

TOP

Batter	1	2	3	4	5	6	7	8	9	AB	R	H	RBI	BB	SO	LOB
6 Ryan Freel, R (1, 9) OBP: 0.376, SLG: 0.419	B B C F B B B 4-2 12 E S BB		B B B C F B 4-2 BB 1-2 BB		C F X 0-2 G4-3 2B		C B S B B F X 3-2 ② F7	C C B X 1-2 ② FC5-4 S 1-2f 2-3		3	0	1	0	2	0	2
Scott Hatteberg, L (1, 3) OBP: 0.396, SLG: 0.474 25 David Weathers, R (8, 1)	B X 1-0 ① F8 1-2		D B B B B 4-0 12 G6-3 1-2 2-3 BB		C C X 0-2 ② G4-3 2-3		F X 0-1 ③ L5	C B D S D F S 3-3 ③ K2-3 1-2		4 0	0 0	0 0	0 0	1 0	1 0	4 0
12 Edwin Encarnación, R (1, 5) OBP: 0.385, SLG: 0.537	B Z SAFE S S S 1-3 ② K 2-3		C C B X 1-2 ② ③ G6-3 1-2f		B C F F B X 2-2 ③ P4			C B T B B X 3-2 2B 1B 1B	X 0-0 ① F8	5	1	1	0	0	1	5
Ken Griffey Jr., L (1, 8) OBP: 0.323, SLG: 0.499	C C F F X 0-2 ③ P5			B S S F X 1-2 1B FC4-6 2B		C B C S 1-3 ① K		B D S X 2-1 1-3 1B 2B	C B B B B 4-1 1B BB	4	2	2	0	1	1	1
Rich Aurilia, R (1, 6) OBP: 0.333, SLG: 0.513		S B B F B F X 3-2 ① G6-3		C F D X 1-2 FC4-6 2-3 1B		B X 1-0 ② G5-3		X 0-0 ① F9	F F B S 1-3 ② K	5	0	1	0	0	1	3
Todd Hollandsworth, L (1, 7) OBP: 0.261, SLG: 0.419		B B B C B 4-1 4 G1-6-3 BB		S F X 0-2 ① FC4-6 4 1B 26 CS 1-2f 3-H		C S B B B B B 4-2 4 1B BB		F B F B F B X 2-2 4 HR 2-H 3-H 1B	B B C X 2-1 1-2 1B	3	1	2	3	2	0	1
4 Brandon Phillips, R (1, 4) OBP: 0.344, SLG: 0.452	B F B F X 2-2 ② ③ G1-6-3 1-2f			F B S S X 1-2 1-3 1B		S S X 0-2 1-2 1B		C B F X 1-2 1-H HR	C C C 0-3 ③ K	5	1	3	2	0	1	3
26 David Ross, R (1, 2) OBP: 0.372, SLG: 0.643			F F B B B F X 2-2 ① G6-3	B C 1 SAFE S F F B B S 3-3 ② ③ K 3-H		C C X 0-2 ③ G4-3		B B F B B 4-1 6 FC5-4 BB BB		3	0	0	0	1	1	4
Chris Michalak, L (1, 1) OBP: 0.500, SLG: 0.600 Jason LaRue, R (5, PH) OBP: 0.308, SLG: 0.287 Ryan Franklin, R (5, 1) Royce Clayton, R (7, PH) OBP: 0.312, SLG: 0.348 56 Todd Coffey, R (7, 1) Adam Dunn, L (8, PH) OBP: 0.371, SLG: 0.532 Scott Schoeneweis, L (8, 1) Javier Valentin, S (8, 3) OBP: 0.288, SLG: 0.391			B B B C C F B 4-2 BB 6 BB BB		F B T F B B C 3-3 ① K		B C B X 2-1 ① G5-3	C B C C T F B T F B B 4-2 6 FC5-4 1-2 BB		0 1 0 1 0 0 0 0 0	0 0 0 0 0 0 0 0 0	0 0 0 0 0 0 0 0 0	1 0 0 0 0 1 0 0 0	0 1 0 0 0 0 0 0 0	0 0 0 0 0 0 0 0 0
Inning Stats	R: 0 E: 1 K: 1 S: 11 H: 0 LOB: 1 BB: 1 P: 17	R: 0 E: 0 K: 0 S: 8 H: 0 LOB: 0 BB: 1 P: 17	R: 0 E: 0 K: 0 S: 12 H: 0 LOB: 2 BB: 3 P: 27	R: 1 E: 0 K: 1 S: 18 H: 3 LOB: 2 BB: 0 P: 24	R: 0 E: 0 K: 1 S: 14 H: 1 LOB: 1 BB: 0 P: 19	R: 0 E: 0 K: 1 S: 12 H: 1 LOB: 2 BB: 1 P: 18	R: 0 E: 0 K: 0 S: 8 H: 0 LOB: 0 BB: 0 P: 13	R: 4 E: 0 K: 1 S: 26 H: 4 LOB: 2 BB: 2 P: 46	R: 0 E: 0 K: 2 S: 10 H: 1 LOB: 2 BB: 1 P: 17	1B: 6 2B: 4 3B: 0 HR: 1 SF: 0 SAC: 0 DP: 3 HBP: 0						

	AB	34
	R	5
	H	10
	RBI	5
	BB	9
	SO	7
	LOB	23

WP: 0 PB: 0 SB: 2 CS: 1 PA: 43

PITCHER		IP	WLS	BF	H	R	ER	SO	BB	IBB	HBP	BLK	WP	HR	S	P	ERA	WHIP
31 Brad Penny, R ERA: 3.88	(1, 1)	5.0	W	21	4	1	1	3	5	0	0	0	0	0	63	104	1.80	1.800
Joe Beimel, L ERA: 3.42	(6, 1)	1.0	H	5	1	0	0	1	1	0	0	0	0	0	12	18	0.00	2.000
Elmer Dessens, R ERA: 4.43	(7, 1)	1.1	H	7	3	3	3	0	0	0	0	0	0	0	18	30	20.25	2.250
Brett Tomko, R ERA: 4.74	(8, 1)	0.0		3	1	1	1	0	2	0	0	0	0	1	9	18	∞	∞
51 Jonathan Broxton, R ERA: 2.69	(8, 1)	1.2	S	7	1	0	0	3	1	0	0	0	0	0	17	28	0.00	1.200

PITCHER	IP	WLS	BF	H	R	ER	SO	BB	IBB	HBP	BLK	WP	HR	S	P	ERA	WHIP

Batter	1	2	3	4	5	6	7	8	9	AB	R	H	RBI	BB	SO	LOB
15 Rafael Furcal, S (1, 6) OBP: 0.355, SLG: 0.395	C C B B X 2-2 ① F8		B B B C B 4-1 BB	D X 1-0 ③ L3		C B C B F B B 4-2 1-2 2-3 BB		C S F B X 1-2 ① G6-3		3	0	0	0	2	0	2
Kenny Lofton, L (1, 8) OBP: 0.366, SLG: 0.405	C X 0-1 ② G6-3		C X 0-1 ② F7		B X 1-0 ① G4-3	S B F B X 2-2 ③ L6		C B X 1-1 ② G3		5	0	0	0	0	0	4
Julio Lugo, R (1, 5) OBP: 0.366, SLG: 0.461	C B F B T B T T X 3-2 ③ G5-3		X 0-0 ③ G6-3		B B B B 4-0 5 E 5 S BB		B F B X 2-1 ① F9	B X 1-0 5 CS 1B		4	0	1	0	1	0	1
5 Nomar Garciaparra, R (1, 3) OBP: 0.392, SLG: 0.515		C X 0-1 ① F8		X 0-0 12 2B 2B	B B B C C F F B 4-2 12 G6-4-3 1-3 BB		B C F X 1-2 ② G6-3	S B F B 2-2 ③ CS 1-2		3	1	1	0	1	0	0
12 Jeff Kent, R (1, 4) OBP: 0.360, SLG: 0.464		B X 1-0 16 CS 1B		B T B X 2-1 16 1B 2B 2-H	X 0-0 ② ③ G6-4-3 1-2f		C B S B B F B 4-2 55 BB 16 1B 17 1B BB			3	2	2	1	1	0	2
16 Andre Ethier, L (1, 7) OBP: 0.379, SLG: 0.538		C 1 SAFE B B C B 1 SAFE 1 SAFE X 3-2 ② 55 HR 1-2 1B		X 0-0 31 SH2-4 17 1B 2-H 1B		X 0-0 ① G4-3	C S X 0-2 55 BB 17 1B 1-2 1B			4	2	3	1	0	0	0
55 Russell Martin, R (1, 2) OBP: 0.360, SLG: 0.448		B B 1 SAFE X 2-0 1-H HR		B 1 SAFE B C F F B 1 SAFE 1 SAFE 3-2 X ① P4		F C F X 0-2 17 PB 17 1B 1B	B S C B B B 4-2 17 1B 1-2 2-3 BB			3	1	2	2	1	0	1
17 Jason Repko, R (1, 9) OBP: 0.360, SLG: 0.418		B B B X 3-0 ③ L5		C X 0-1 31 SH2-4 1-2 1B		C B B B X 3-1 ② 15 WP 1-H 1B	B B X 2-0 1-3 2-H 3-H 1B			4	0	3	2	0	0	0
31 Brad Penny, R (1, 1) OBP: 0.218, SLG: 0.273 Joe Beimel, L (6, 1) J.D. Drew, L (6, PH) OBP: 0.376, SLG: 0.462 Elmer Dessens, R (7, 1) Brett Tomko, R (8, 1) OBP: 0.154, SLG: 0.120 51 Jonathan Broxton, R (8, 1)			X 0-0 ① G3	X 0-0 ② SH2-4 1-2 2-3		B C C X 4-0 15 WP IBB	 1-2 ③ G4-3			1 0 0 1 0 0 0	0 0 0 0 0 0 0	0 0 0 0 0 0 0	0 0 0 0 1 0 0	0 0 0 0 0 0 0	0 0 0 0 0 0 0	0 0 0 2 0 0 0
Inning Stats	R: 0 E: 0 K: 0 S: 11 H: 0 LOB: 0 BB: 0 P: 16	R: 2 E: 0 K: 0 S: 8 H: 3 LOB: 0 BB: 0 P: 17	R: 0 E: 0 K: 0 S: 5 H: 0 LOB: 1 BB: 1 P: 9	R: 2 E: 0 K: 0 S: 12 H: 4 LOB: 2 BB: 0 P: 18	R: 0 E: 0 K: 0 S: 6 H: 0 LOB: 1 BB: 2 P: 15	R: 0 E: 0 K: 0 S: 13 H: 2 LOB: 3 BB: 2 P: 26	R: 2 E: 0 K: 0 S: 17 H: 2 LOB: 2 BB: 0 P: 31	R: 0 E: 0 K: 0 S: 10 H: 1 LOB: 0 BB: 0 P: 15		1B: 9 2B: 2 3B: 0 HR: 1	SF: 0 SAC: 1 DP: 1 HBP: 0					

PITCHER		IP	WLS	BF	H	R	ER	SO	BB	IBB	HBP	BLK	WP	HR	S	P	ERA	WHIP
Chris Michalak, L ERA: 5.57	(1, 1)	4.0	L	19	7	4	4	0	1	0	0	0	0	1	36	60	9.00	2.000
Ryan Franklin, R ERA: 4.46	(5, 1)	2.0		10	2	0	0	0	3	1	0	0	1	0	19	41	0.00	2.500
56 Todd Coffey, R ERA: 3.78	(7, 1)	1.0		7	2	2	2	0	2	0	0	0	0	0	17	31	18.00	4.000
Scott Schoeneweis, L ERA: 5.88	(8, 1)	0.2		3	1	0	0	0	0	0	0	0	0	0	8	11	0.00	1.500
25 David Weathers, R ERA: 4.2	(8, 1)	0.1		0	0	0	0	0	0	0	0	0	0	0	2	4	0.00	0.000

PITCHER	IP	WLS	BF	H	R	ER	SO	BB	IBB	HBP	BLK	WP	HR	S	P	ERA	WHIP

BOTTOM

Cincinnati Reds @ Los Angeles Dodgers

Dodger Stadium, Los Angeles, CA

Mon Aug 28 2006, 7:10 PM PDT

Att. 44,176 - Clear - 81 F

livebaseballscorecards.com

AB	31
R	6
H	12
RBI	6
BB	7
SO	0
LOB	12

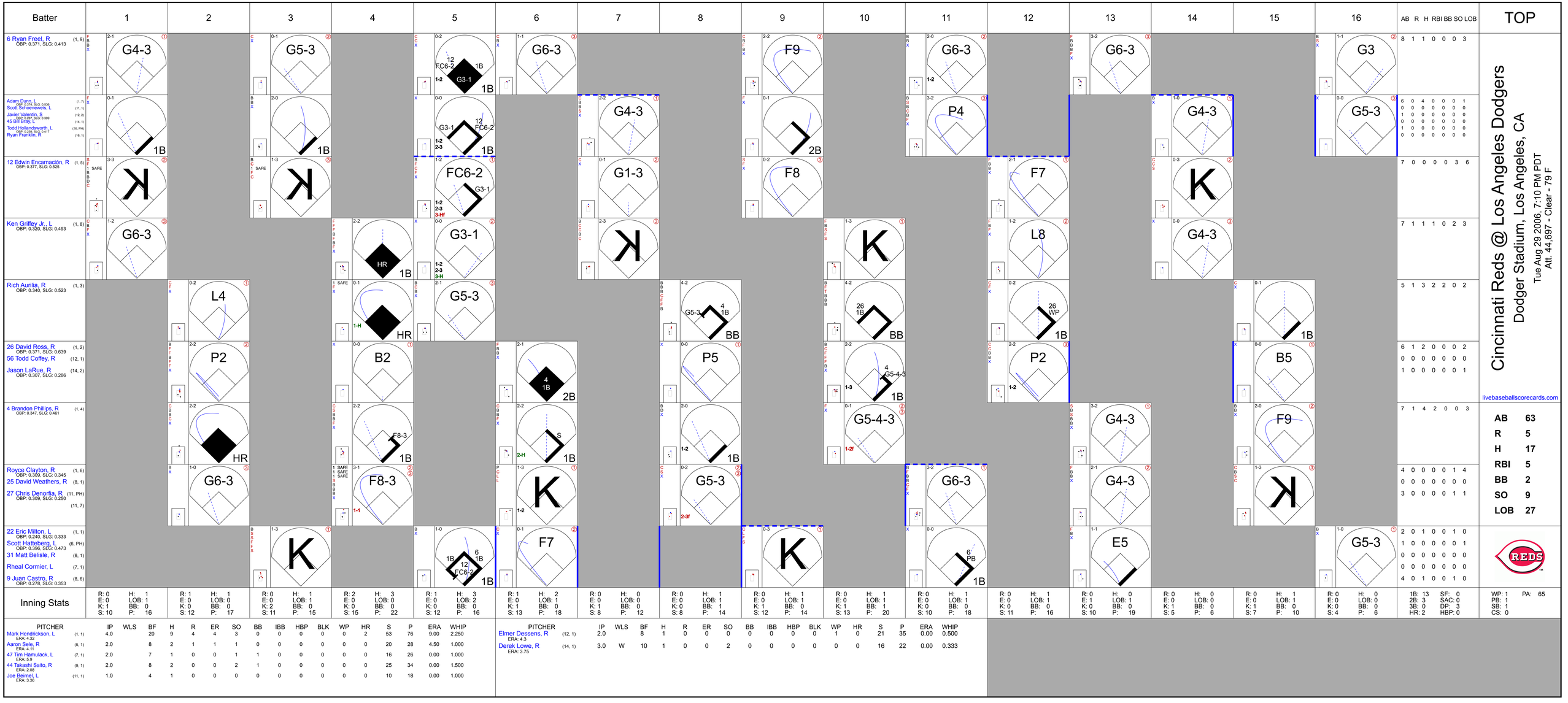

Cincinnati Reds @ Los Angeles Dodgers

Dodger Stadium, Los Angeles, CA

Tue Aug 29 2006, 7:10 PM PDT
Att. 44,697 - Clear - 79 F

livebaseballscorecards.com

Batter	1	2	3	4	5	6	7	8	9	10	11	12	13	14	15	16	AB	R	H	RBI	BB	SO	LOB
6 Ryan Freel, R (1, 9) OBP: 0.371, SLG: 0.413	G4-3		G5-3		FC6-2 G3-1 1B	G6-3			F9		G6-3		G6-3			G3	8	1	1	0	0	0	3
Adam Dunn, L (1, 7) OBP: 0.374, SLG: 0.536	1B		1B		G3-1 FC6-2 1B		G4-3		2B		P4			G4-3		G5-3	6	0	4	0	0	0	1
Scott Schoeneweis, L (11, 1)																	0	0	0	0	0	0	0
Javier Valentin, S (12, 2) OBP: 0.287, SLG: 0.389																	1	0	0	0	0	0	0
45 Bill Bray, L (14, 1)																	0	0	0	0	0	0	0
Todd Hollandsworth, L (16, PH) OBP: 0.259, SLG: 0.417																	1	0	0	0	0	0	0
Ryan Franklin, R (16, 1)																	0	0	0	0	0	0	0
12 Edwin Encarnación, R (1, 5) OBP: 0.377, SLG: 0.525	K		K		FC6-2 G3-1		G1-3		F8			F7		K			7	0	0	0	0	3	6
Ken Griffey Jr., L (1, 8) OBP: 0.320, SLG: 0.493	G6-3			HR 1B	G3-1		K			K		L8		G4-3			7	1	1	1	0	2	3
Rich Aurilia, R (1, 3) OBP: 0.340, SLG: 0.523		L4		HR	G5-3			G5-3 4 1B BB		26 1B BB		26 WP 1B			1B		5	1	3	2	2	0	2
26 David Ross, R (1, 2) OBP: 0.371, SLG: 0.639		P2		B2		4 1B 2B		P5		4 G5-4-3 1B		P2			B5		6	1	2	0	0	0	2
56 Todd Coffey, R (12, 1)																	0	0	0	0	0	0	0
Jason LaRue, R (14, 2) OBP: 0.307, SLG: 0.286																	1	0	0	0	0	0	1
4 Brandon Phillips, R (1, 4) OBP: 0.347, SLG: 0.461		HR		F8-3 1B		S 2-H 1B		1B		G5-4-3 1-2f			G4-3		F9		7	1	4	2	0	0	3
Royce Clayton, R (1, 6) OBP: 0.309, SLG: 0.345		G6-3		F8-3		K		G5-3			G6-3		G4-3		K		4	0	0	0	0	1	4
25 David Weathers, R (8, 1)																	0	0	0	0	0	0	0
27 Chris Denorfia, R (11, PH) OBP: 0.309, SLG: 0.250																	3	0	0	0	0	1	1
(11, 7)																							
22 Eric Milton, L (1, 1) OBP: 0.240, SLG: 0.333			K		1B 6 1B FC6-2 1B	F7			K		6 PB 1B		E5			G5-3	2	0	1	0	0	1	0
Scott Hatteberg, L (6, PH) OBP: 0.396, SLG: 0.473																	1	0	0	0	0	0	1
31 Matt Belisle, R (6, 1)																	0	0	0	0	0	0	0
Rheal Cormier, L (7, 1)																	0	0	0	0	0	0	0
9 Juan Castro, R (8, 6) OBP: 0.278, SLG: 0.353																	4	0	1	0	0	1	0
Inning Stats	R: 0 E: 0 K: 1 S: 10 H: 1 LOB: 1 BB: 0 P: 16	R: 1 E: 0 K: 0 S: 12 H: 1 LOB: 0 BB: 0 P: 17	R: 0 E: 0 K: 2 S: 11 H: 1 LOB: 1 BB: 0 P: 15	R: 2 E: 0 K: 0 S: 15 H: 3 LOB: 0 BB: 0 P: 22	R: 1 E: 0 K: 0 S: 12 H: 3 LOB: 2 BB: 0 P: 16	R: 1 E: 0 K: 1 S: 13 H: 2 LOB: 1 BB: 0 P: 18	R: 0 E: 0 K: 1 S: 8 H: 0 LOB: 0 BB: 0 P: 12	R: 0 E: 0 K: 0 S: 8 H: 1 LOB: 1 BB: 1 P: 14	R: 0 E: 0 K: 1 S: 12 H: 1 LOB: 1 BB: 0 P: 14	R: 0 E: 0 K: 1 S: 13 H: 1 LOB: 1 BB: 1 P: 20	R: 0 E: 0 K: 0 S: 10 H: 1 LOB: 1 BB: 0 P: 18	R: 0 E: 0 K: 0 S: 11 H: 1 LOB: 1 BB: 0 P: 16	R: 0 E: 1 K: 0 S: 10 H: 0 LOB: 1 BB: 0 P: 19	R: 0 E: 0 K: 1 S: 5 H: 0 LOB: 0 BB: 0 P: 6	R: 0 E: 0 K: 1 S: 7 H: 1 LOB: 1 BB: 0 P: 10	R: 0 E: 0 K: 0 S: 4 H: 0 LOB: 0 BB: 0 P: 6	1B: 13 2B: 3 3B: 0 HR: 2 SF: 0 SAC: 0 DP: 3 HBP: 0	WP: 1 PB: 1 SB: 1 CS: 0 PA: 65

PITCHER		IP	WLS	BF	H	R	ER	SO	BB	IBB	HBP	BLK	WP	HR	S	P	ERA	WHIP
Mark Hendrickson, L ERA: 4.32	(1, 1)	4.0		20	9	4	4	3	0	0	0	0	0	2	53	76	9.00	2.250
Aaron Sele, R ERA: 4.11	(5, 1)	2.0		8	2	1	1	1	0	0	0	0	0	0	20	28	4.50	1.000
47 Tim Hamulack, L ERA: 5.9	(7, 1)	2.0		7	1	0	0	1	1	0	0	0	0	0	16	26	0.00	1.000
44 Takashi Saito, R ERA: 2.08	(9, 1)	2.0		8	2	0	0	2	1	0	0	0	0	0	25	34	0.00	1.500
Joe Beimel, L ERA: 3.36	(11, 1)	1.0		4	1	0	0	0	0	0	0	0	0	0	10	18	0.00	1.000

PITCHER		IP	WLS	BF	H	R	ER	SO	BB	IBB	HBP	BLK	WP	HR	S	P	ERA	WHIP
Elmer Dessens, R ERA: 4.3	(12, 1)	2.0		8	1	0	0	0	0	0	0	0	1	0	21	35	0.00	0.500
Derek Lowe, R ERA: 3.75	(14, 1)	3.0	W	10	1	0	0	2	0	0	0	0	0	0	16	22	0.00	0.333

TOP	
AB	63
R	5
H	17
RBI	5
BB	2
SO	9
LOB	27

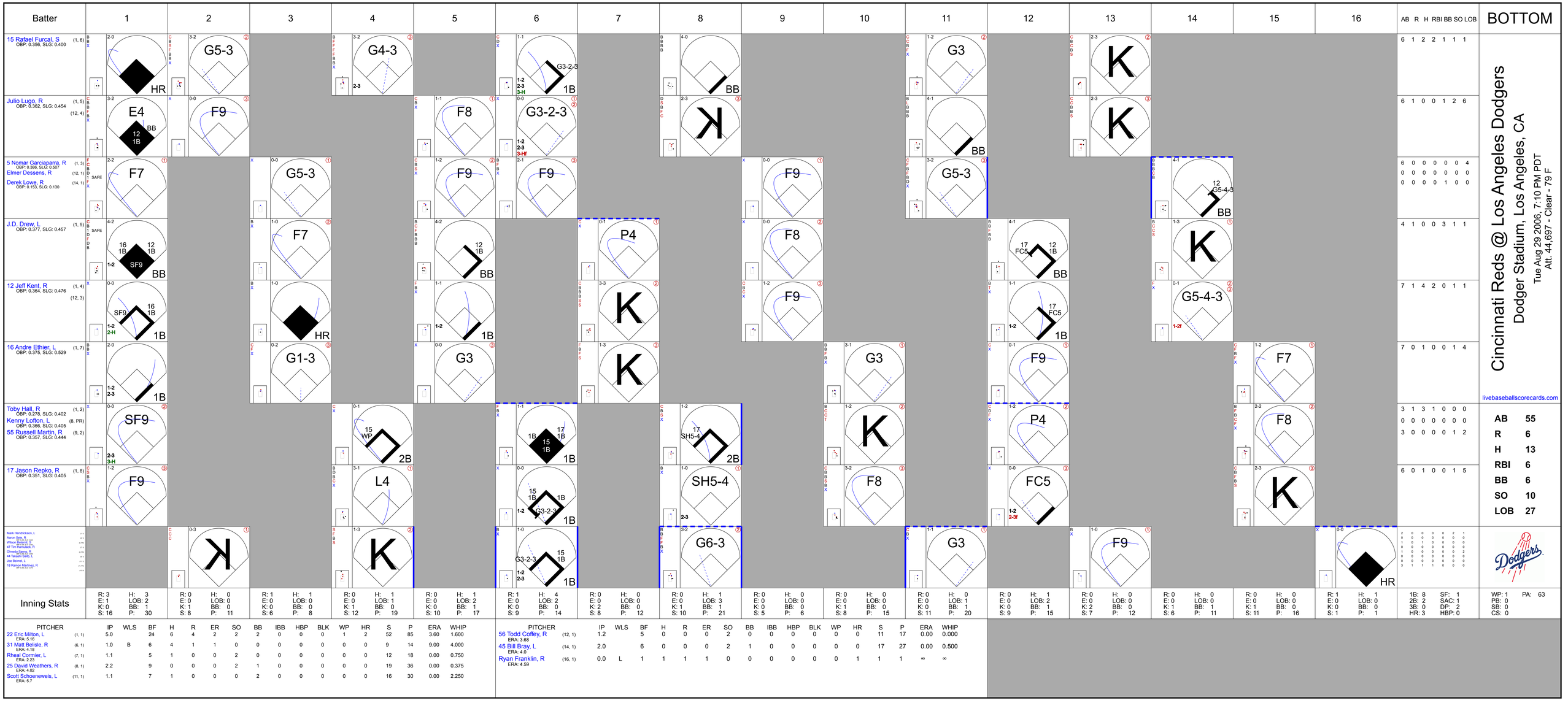
Batter
1
2
3
4
5
6
7
8
9
10
11
12
13
14
15
16
AB R H RBI BB SO LOB
BOTTOM
15 Rafael Furcal, S (1, 6) OBP: 0.356, SLG: 0.400
Julio Lugo, R (1, 5) (12, 4) OBP: 0.362, SLG: 0.454
5 Nomar Garciaparra, R (1, 3) OBP: 0.386, SLG: 0.507
Elmer Dessens, R (12, 1)
Derek Lowe, R (14, 1) OBP: 0.153, SLG: 0.130
J.D. Drew, L (1, 9) OBP: 0.377, SLG: 0.457
12 Jeff Kent, R (1, 4) (12, 3) OBP: 0.364, SLG: 0.476
16 Andre Ethier, L (1, 7) OBP: 0.375, SLG: 0.529
Toby Hall, R (1, 2) OBP: 0.276, SLG: 0.402
Kenny Lofton, L (8, PR) OBP: 0.366, SLG: 0.405
55 Russell Martin, R (9, 2) OBP: 0.357, SLG: 0.444
17 Jason Repko, R (1, 8) OBP: 0.351, SLG: 0.405
Mark Hendrickson, L
Aaron Sele, R
Wilson Betemit, R
47 Tim Hamulack, R
Olmedo Saenz, R
44 Takashi Saito, L
Joe Beimel, L
18 Ramon Martinez, R
HR
BB
SAFE
SF9
1B
2B
3B
Cincinnati Reds @ Los Angeles Dodgers
Dodger Stadium, Los Angeles, CA
Tue Aug 29 2006, 7:10 PM PDT
Att. 44,697 - Clear - 79 F
livebaseballscorecards.com
AB 55
R 6
H 13
RBI 6
BB 6
SO 10
LOB 27
Inning Stats
PITCHER
IP WLS BF H R ER SO BB IBB HBP BLK WP HR S P ERA WHIP
22 Eric Milton, L (1, 1) ERA: 5.16 5.0 24 6 4 2 2 2 0 0 0 1 2 52 85 3.60 1.600
31 Matt Belisle, R (6, 1) ERA: 4.18 1.0 B 6 4 1 1 0 0 0 0 0 0 0 9 14 9.00 4.000
Rheal Cormier, L (7, 1) ERA: 2.23 1.1 5 1 0 0 2 0 0 0 0 0 0 12 18 0.00 0.750
25 David Weathers, R (8, 1) ERA: 4.02 2.2 9 0 0 0 2 1 0 0 0 0 0 19 36 0.00 0.375
Scott Schoeneweis, L (11, 1) ERA: 5.7 1.1 7 1 0 0 0 2 0 0 0 0 0 0 16 30 0.00 2.250
56 Todd Coffey, R (12, 1) ERA: 3.68 1.2 5 0 0 0 2 1 0 0 0 0 0 0 11 17 0.00 0.000
45 Bill Bray, L (14, 1) ERA: 4.0 2.0 6 0 0 0 2 1 0 0 0 0 0 0 17 27 0.00 0.500
Ryan Franklin, R (16, 1) ERA: 4.59 0.0 L 1 1 1 1 0 0 0 0 0 0 0 1 1 1 ∞ ∞
1B: 8 SF: 1
2B: 2 SAC: 1
3B: 0 DP: 2
HR: 3 HBP: 0
PA: 63
WP: 1
PB: 0
SB: 0
CS: 0

Batter	1	2	3	4	5	6	7	8	9	AB	R	H	RBI	BB	SO	LOB
6 Ryan Freel, R (1, 9) OBP: 0.370, SLG: 0.411	C F B X 1-2 ① G5-3		B B B C F S 3-3 ③ K			B F X 1-1 S 1B		C B S S 1-3 ① K		4	0	1	0	0	2	0
Adam Dunn, L (1, 7) OBP: 0.372, SLG: 0.532	X 0-0 ② L6			C F S 0-3 ① K		C P B F X 2-2 ② F8 1-2		B S B X 2-1 ② F9		4	0	0	0	0	1	1
Rich Aurilia, R (1, 4) OBP: 0.339, SLG: 0.520	C B F F B X 2-2 ③ G1-5-3			S L B B X 2-2 G1-6-3 1B		C S B X 1-2 ③ G6-3		X 0-0 ③ F8		4	0	1	0	0	0	1
Ken Griffey Jr., L (1, 8) OBP: 0.322, SLG: 0.493		B B B F X 3-1 G1-6-3 12 1B 1B		S X 0-1 ② ③ G1-6-3 1-2f			X 0-0 ① F7		X 0-0 BB 1B 1B	4	1	2	0	0	0	1
12 Edwin Encarnación, R (1, 5) OBP: 0.378, SLG: 0.528		B X 1-0 G1-6-3 1-2 1B			F X 0-1 ① G5-3		B S B X 2-1 1B 2B		C B C F F S 1-3 ① K	4	1	2	0	0	1	1
Scott Hatteberg, L (1, 3) OBP: 0.396, SLG: 0.472		C X 0-1 ① ② G1-6-3 1-2f 2-3			C C C 0-3 ② K		X 0-0 1B 2-H 1B		B F F B F B B 4-2 1B 1-2 BB	3	0	1	1	1	1	2
Royce Clayton, R (1, 6) OBP: 0.308, SLG: 0.344		F D X 1-1 ③ G1-3			X 0-0 ③ L3		X 0-0 1-2 1B		C F T 0-2 ② K	4	0	1	0	0	1	3
Jason LaRue, R (1, 2) OBP: 0.307, SLG: 0.304 Scott Schoeneweis, L (7, 1) 31 Matt Belisle, R (8, 1) Rheal Cormier, L (8, 1) Todd Hollandsworth, L (9, PH) OBP: 0.263, SLG: 0.420			B X 1-0 ① G6-3			X 0-0 HR	C B B X 2-1 ② F8		C X 0-1 1-2 2-H 1B	3 0 0 0 1	1 0 0 0 0	1 0 0 0 1	1 0 0 0 0	0 0 0 0 0	0 0 0 0 0	2 0 0 0 0
39 Aaron Harang, R (1, 1) OBP: 0.167, SLG: 0.138 Javier Valentin, S (7, PH) OBP: 0.283, SLG: 0.384 (7, 2)			X 0-0 ② P4			C B S X 1-2 ① G1-3	X 0-0 ③ G3-1		C X 0-1 ③ F7	2 2	0 0	0 0	0 0	0 0	0 0	0 4
Inning Stats	R: 0 H: 0 E: 0 LOB: 0 K: 0 BB: 0 S: 8 P: 11	R: 0 H: 2 E: 0 LOB: 1 K: 0 BB: 0 S: 7 P: 12	R: 0 H: 0 E: 0 LOB: 0 K: 1 BB: 0 S: 5 P: 9	R: 0 H: 1 E: 0 LOB: 0 K: 1 BB: 0 S: 8 P: 10	R: 0 H: 0 E: 0 LOB: 0 K: 1 BB: 0 S: 6 P: 6	R: 1 H: 2 E: 0 LOB: 1 K: 0 BB: 0 S: 13 P: 17	R: 1 H: 3 E: 0 LOB: 2 K: 0 BB: 0 S: 8 P: 12	R: 0 H: 0 E: 0 LOB: 0 K: 1 BB: 0 S: 6 P: 9	R: 1 H: 2 E: 0 LOB: 2 K: 2 BB: 1 S: 16 P: 21	1B: 8 SF: 0 2B: 1 SAC: 0 3B: 0 DP: 2 HR: 1 HBP: 0						

TOP

Cincinnati Reds @ Los Angeles Dodgers

Dodger Stadium, Los Angeles, CA

Wed Aug 30 2006, 7:10 PM PDT

Att. 47,356 - Clear - 80 F

livebaseballscorecards.com

AB	35
R	3
H	10
RBI	3
BB	1
SO	6
LOB	15

WP: 0 PA: 36
PB: 0
SB: 1
CS: 0

PITCHER		IP	WLS	BF	H	R	ER	SO	BB	IBB	HBP	BLK	WP	HR	S	P	ERA	WHIP
Greg Maddux, R ERA: 4.18	(1, 1)	7.0	W	27	8	2	2	3	0	0	0	0	0	1	55	77	2.57	1.143
Brett Tomko, R ERA: 4.7	(8, 1)	1.0	H	3	0	0	0	1	0	0	0	0	0	0	6	9	0.00	0.000
51 Jonathan Broxton, R ERA: 2.79	(9, 1)	1.0		6	2	1	1	2	1	0	0	0	0	0	16	21	9.00	3.000

PITCHER	IP	WLS	BF	H	R	ER	SO	BB	IBB	HBP	BLK	WP	HR	S	P	ERA	WHIP

Cincinnati Reds @ Los Angeles Dodgers

Dodger Stadium, Los Angeles, CA

Wed Aug 30 2006, 7:10 PM PDT

Att. 47,356 - Clear - 80 F

livebaseballscorecards.com

BOTTOM

Batter	1	2	3	4	5	6	7	8	9	AB	R	H	RBI	BB	SO	LOB
15 Rafael Furcal, S (1, 6) OBP: 0.358, SLG: 0.409	X 0-0 SH5-4 2B	B X 1-0 ③ L7		B C B B T C 3-3 ③ K		F X 0-1 2-3 1B		B B X 2-0 HR		5	1	3	1	0	1	3
Kenny Lofton, L (1, 8) OBP: 0.364, SLG: 0.401	L C B D B F D 4-2 SH5-4 BB		X 0-0 ① G4-3		B F C F B X 2-2 ① L7	C S F D S 1-3 ③ K		C C X 0-2 ② G6-3		4	0	0	0	1	1	2
Julio Lugo, R (1, 4) OBP: 0.361, SLG: 0.454	C X 0-1 ① SH5-4 1-2 2-3		C C B F T 1-2 ② K		S C B F X 1-2 3B 2B		X 0-0 ① G6-3	C S B F X 1-2 ③ P3		4	1	1	0	0	1	0
J.D. Drew, L (1, 9) OBP: 0.378, SLG: 0.461	B C F F F F B B S 3-3 ② K		B F X 1-1 ③ G4-3		D X 1-0 ② 2-H 3B		F B B F B B 4-2 BB			3	0	1	1	1	1	2
5 Nomar Garciaparra, R (1, 3) OBP: 0.385, SLG: 0.504	X 0-0 ③ F7			B F B X 2-1 16 1B 55 1B 1B	F X 0-1 ③ L9		F B X 1-1 ② F7			4	1	1	0	0	0	3
16 Andre Ethier, L (1, 7) OBP: 0.376, SLG: 0.528		B B B C B 4-1 S 1B BB		X 0-0 55 E 55 1B 1-2 1B		F B S T 1-2 ① K	C X 0-1 ③ G1-3			3	1	1	0	1	1	1
Wilson Betemit, S (1, 5) OBP: 0.331, SLG: 0.503	C S F S 0-3 ① K 1-2			C C C 0-3 ① K		S S B F F B X 2-2 55 1B SH1 1B		X 0-0 HR		4	2	2	1	0	2	3
55 Russell Martin, R (1, 2) OBP: 0.359, SLG: 0.445	C B C X 1-2 ② L6			D X 1-0 E9 1-3 2-H 1B		B B C X 2-1 15 1B SH1 1-3 1B		X 0-0 ① P6		4	0	2	1	0	0	1
Greg Maddux, R (1, 1) OBP: 0.155, SLG: 0.164 Brett Tomko, R (8, 1) OBP: 0.154, SLG: 0.120 Olmedo Saenz, R (8, PH) OBP: 0.353, SLG: 0.570 51 Jonathan Broxton, R (9, 1)	C X 0-1 2-H 1B			S P X 1-1 ② L4		X 0-0 ② SH1 1-2 3-H		S B B F B F L X 3-2 HR		2 0 1 1	0 0 1 0	1 0 1 0	2 0 1 0	0 0 0 0	0 0 0 0	2 0 0 0
Inning Stats	R: 0 E: 0 K: 1 S: 13 H: 1 LOB: 2 BB: 1 P: 20	R: 1 E: 0 K: 1 S: 11 H: 1 LOB: 1 BB: 1 P: 17	R: 0 E: 0 K: 1 S: 7 H: 0 LOB: 0 BB: 0 P: 9	R: 1 E: 1 K: 2 S: 13 H: 3 LOB: 2 BB: 0 P: 19	R: 1 E: 0 K: 0 S: 11 H: 2 LOB: 0 BB: 0 P: 15	R: 1 E: 0 K: 2 S: 17 H: 3 LOB: 2 BB: 0 P: 23	R: 0 E: 0 K: 0 S: 7 H: 0 LOB: 1 BB: 1 P: 12	R: 3 E: 0 K: 0 S: 15 H: 3 LOB: 0 BB: 0 P: 21		1B: 7 2B: 2 3B: 1 HR: 3 SF: 0 SAC: 2 DP: 0 HBP: 0						

AB	34
R	7
H	13
RBI	7
BB	3
SO	7
LOB	17

WP: 0 PB: 0 SB: 1 CS: 0 PA: 39

PITCHER		IP	WLS	BF	H	R	ER	SO	BB	IBB	HBP	BLK	WP	HR	S	P	ERA	WHIP
39 Aaron Harang, R ERA: 3.75	(1, 1)	6.0	L	29	10	4	4	7	2	0	0	0	0	0	72	103	6.00	2.000
Scott Schoeneweis, L ERA: 5.77	(7, 1)	1.0		5	1	1	1	0	1	0	0	0	0	1	8	13	9.00	2.000
31 Matt Belisle, R ERA: 4.76	(8, 1)	0.1		3	2	2	2	0	0	0	0	0	0	2	7	12	54.00	6.000
Rheal Cormier, L ERA: 2.2	(8, 1)	0.2		2	0	0	0	0	0	0	0	0	0	0	7	8	0.00	0.000

PITCHER		IP	WLS	BF	H	R	ER	SO	BB	IBB	HBP	BLK	WP	HR	S	P	ERA	WHIP

Batter	1	2	3	4	5	6	7	8	9	AB	R	H	RBI	BB	SO	LOB
6 Ryan Freel, R (1, 9) OBP: 0.369, SLG: 0.410	X 0-0 12 S 12 2B 1B	B C D X 2-1 ③ P3		B S B B C X 3-2 ② G6-3		X 0-0 ① SH3 2-3		B B X 2-0 ① L8		4	1	1	0	0	0	2
Adam Dunn, L (1, 7) OBP: 0.370, SLG: 0.527 27 Chris Denorfia, R (8, 7) OBP: 0.309, SLG: 0.250	B C F B 1 S SAFE 2-3 ① K		F S F B H 2-2 2B HBP	F F B B X 2-2 ③ P5		B X 1-0 ② F7		B X 1-0 ② G1-3		4 0	1 0	0 0	0 0	0 0	1 0	3 0
Ken Griffey Jr., L (1, 8) OBP: 0.318, SLG: 0.487	1 B B X SAFE 2-0 ② F7	B B S 1 X SAFE 2-1 ① F8			B B X 2-0 E4 12 G6-4-3	C X 0-1 ③ F7		B S F B S 2-3 ③ K		5	0	0	0	0	1	3
12 Edwin Encarnación, R (1, 5) OBP: 0.381, SLG: 0.531	1 B X SAFE 1-0 1-H 2B	1 B X SAFE 1-0 ② F9			B C X 1-1 ①② G6-4-3 1-2f		F S F X 0-2 FC6-4 1B		B C B B F B 4-2 FC4-6 1B BB	4	0	2	1	1	0	2
Scott Hatteberg, L (1, 3) OBP: 0.399, SLG: 0.474	C B B C D X 3-2 ③ G1-3	B C X 1-1 1B 1-H 2B			C B B C B B 4-2 1B BB	C X 0-1 ① FC6-4 2B 26 SF8 1-2f			B B X 2-0 FC4-6 1-2 1B	4	2	2	1	1	0	2
Rich Aurilia, R (1, 6) OBP: 0.345, SLG: 0.535 Scott Schoeneweis, L (9, 1)		C F B B X 2-2 HR	B C S X 1-2 2-H 1B		B X 1-0 4 FC6-4 1-2 1B	C B B F B X 3-2 1-3 2B			B C X 1-1 ① FC4-6 1-2f 2-3	5 0	1 0	4 0	2 0	0 0	0 0	2 0
4 Brandon Phillips, R (1, 4) OBP: 0.345, SLG: 0.457		L S S S 1-3 ① K	C F B 1 D X SAFE 2-2 ③ P4		C X 0-1 ③ FC6-4 1-2f	I I I 4-0 IBB			T S B F B T 2-2 ② K	4	0	0	0	1	2	5
26 David Ross, R (1, 2) OBP: 0.371, SLG: 0.639		F B F X 1-2 ② P6		B C C B B B 4-2 61 SH1-4 BB		C S X 0-2 61 E 2B	B X 1-0 ② SF8 3-H		F F B B X 2-2 ③ F9	3	1	1	1	1	0	2
61 Bronson Arroyo, R (1, 1) OBP: 0.159, SLG: 0.242 Rheal Cormier, L (8, 1) 56 Todd Coffey, R (8, 1) 9 Juan Castro, R (9, 6) OBP: 0.278, SLG: 0.353		C B S B X 2-2 2B		X 0-0 ① SH1-4 1-2		C X 0-1 FC1 6 SH3 2-H	S B B T F S 2-3 ③ K			3 0 0 0	0 0 0 0	1 0 0 0	0 0 0 0	0 0 0 0	1 0 0 0	2 0 0 0
Inning Stats	R: 1 E: 0 K: 1 S: 9 H: 2 LOB: 1 BB: 0 P: 17	R: 1 E: 0 K: 1 S: 14 H: 2 LOB: 1 BB: 0 P: 22	R: 2 E: 0 K: 0 S: 14 H: 2 LOB: 1 BB: 0 P: 23	R: 0 E: 0 K: 0 S: 9 H: 0 LOB: 1 BB: 1 P: 18	R: 0 E: 1 K: 0 S: 8 H: 1 LOB: 2 BB: 1 P: 16	R: 1 E: 1 K: 0 S: 9 H: 1 LOB: 1 BB: 0 P: 10	R: 1 E: 0 K: 1 S: 14 H: 2 LOB: 2 BB: 1 P: 24	R: 0 E: 0 K: 1 S: 5 H: 0 LOB: 0 BB: 0 P: 10	R: 0 E: 0 K: 1 S: 12 H: 1 LOB: 2 BB: 1 P: 23	1B: 5 2B: 5 3B: 0 HR: 1 SF: 1 SAC: 2 DP: 1 HBP: 1						

PITCHER		IP	WLS	BF	H	R	ER	SO	BB	IBB	HBP	BLK	WP	HR	S	P	ERA	WHIP
52 Clay Hensley, R ERA: 4.05	(1, 1)	5.0	L	25	7	4	4	2	2	0	1	0	0	1	54	96	7.20	1.800
Jon Adkins, R ERA: 3.45	(6, 1)	0.1		3	1	1	0	0	0	0	0	0	0	0	6	6	0.00	3.000
Alan Embree, L ERA: 3.47	(6, 1)	0.2		2	0	0	0	0	0	0	0	0	0	0	3	4	0.00	0.000
26 Doug Brocail, R ERA: 5.11	(7, 1)	1.0		6	2	1	1	1	0	1	0	0	0	0	14	24	9.00	2.000
Rudy Seanez, R ERA: 4.72	(8, 1)	1.0		3	0	0	0	1	0	0	0	0	0	0	5	10	0.00	0.000

PITCHER		IP	WLS	BF	H	R	ER	SO	BB	IBB	HBP	BLK	WP	HR	S	P	ERA	WHIP
56 Scott Cassidy, R ERA: 2.72	(9, 1)	1.0		5	1	0	0	1	1	0	0	0	0	0	12	23	0.00	2.000

TOP

Cincinnati Reds @ San Diego Padres

PETCO Park, San Diego, CA

Fri Sep 01 2006, 10:05 PM EDT

Att. 32,901 - Partly Cloudy - 72 F

livebaseballscorecards.com

AB	36
R	6
H	11
RBI	5
BB	4
SO	5
LOB	23

WP: 0	PA: 44
PB: 0	
SB: 1	
CS: 0	

Cincinnati Reds @ San Diego Padres

PETCO Park, San Diego, CA

Fri Sep 01 2006, 10:05 PM EDT

Att. 32,901 - Partly Cloudy - 72 F

livebaseballscorecards.com

BOTTOM

Batter	1	2	3	4	5	6	7	8	9	AB	R	H	RBI	BB	SO	LOB
Dave Roberts, L (1, 7) OBP: 0.381, SLG: 0.422	C B C F X 1-2 G6-3 ①			C C X 0-2 G1 ①	C B X 1-1 E9 1-3 2-H 1B			B B C B C X 3-2 G3 ①		4	0	1	1	0	0	0
24 Brian Giles, L (1, 9) OBP: 0.381, SLG: 0.389	C B X 1-1 F8 ②			B F B B X 3-1 G4-3 ②	B B B C B 4-1 BB			C X 0-1 G6-3 2B		3	0	1	0	1	0	0
Todd Walker, L (1, 4) OBP: 0.361, SLG: 0.400 Josh Barfield, R (8, PH) OBP: 0.322, SLG: 0.415 (9, 4)	B F X 1-1 P5 ③			C B F B B B X 3-2 1B	C B X 1-1 F8 ③			X 0-0 G6-3 2-3 ②		3 1	0 0	1 0	0 0	0 0	0 0	3 1
Mike Piazza, R (1, 2) OBP: 0.337, SLG: 0.497		B B C F B X 2-2 L8 ①		C F B X 1-2 G1-3 ③		F F B B B X 3-2 L5 ①		B F B F F X 2-2 G5-3 ③		4	0	0	0	0	0	2
34 Russell Branyan, L (1, 5) OBP: 0.300, SLG: 0.500 Mark Bellhorn, S (9, PH) OBP: 0.288, SLG: 0.354		B F S B B S 3-3 K ②			X 0-0 2B 1B	F F B S 1-3 K ②			C B F C 1-3 K ①	3 1	1 0	1 0	0 0	0 0	2 1	0 0
Mike Cameron, R (1, 8) OBP: 0.347, SLG: 0.483		C B B C X 2-2 P3 ③			B B S B X 3-1 1-H E 2B	B B F F X 2-2 F7 ③			B B B C X 3-1 E5 23 L1-3	4	1	1	1	0	0	0
23 Adrián González, L (1, 3) OBP: 0.342, SLG: 0.488			X 0-0 G5-3 ①		X 0-0 G1-3 ①		B B B B 4-0 G3-6-1 BB		B B C X 2-1 1-1 L1-3 ②③	3	0	0	0	1	0	2
Geoff Blum, S (1, 6) OBP: 0.299, SLG: 0.364			B B S T F B X 3-2 L5 ②		F B B F X 1-2 P6 ②		X 0-0 G3-6-1 1-2f ①②			3	0	0	0	0	0	2
52 Clay Hensley, R (1, 1) OBP: 0.119, SLG: 0.100 8 Termrel Sledge, L (5, PH) OBP: 0.214, SLG: 0.333 Jon Adkins, L (6, 1) Alan Embree, L (6, 1) 26 Doug Brocail, L (7, 1) Rob Bowen, S (7, PH) OBP: 0.397, SLG: 0.369 Rudy Seanez, R (8, 1) 56 Scott Cassidy, R (9, 1)			B C C S 1-3 K ③		C B C B F B B 4-2 E BB		C C C T B S 1-3 K ③			1 0 0 0 0 1 0 0	0 0 0 0 0 0 0 0	0 0 0 0 0 0 0 0	0 0 0 0 0 0 0 0	0 1 0 0 0 1 0 0	1 0 0 0 0 0 0 0	0 0 0 0 0 0 0 0
Inning Stats	R: 0 E: 0 K: 0 S: 8 H: 0 LOB: 0 BB: 0 P: 11	R: 0 E: 0 K: 1 S: 9 H: 0 LOB: 0 BB: 0 P: 16	R: 0 E: 0 K: 1 S: 8 H: 0 LOB: 0 BB: 0 P: 12	R: 0 E: 0 K: 0 S: 11 H: 1 LOB: 1 BB: 0 P: 18	R: 2 E: 1 K: 0 S: 15 H: 3 LOB: 3 BB: 2 P: 29	R: 0 E: 0 K: 1 S: 9 H: 0 LOB: 0 BB: 0 P: 15	R: 0 E: 0 K: 1 S: 5 H: 0 LOB: 0 BB: 1 P: 10	R: 0 E: 0 K: 0 S: 10 H: 1 LOB: 1 BB: 0 P: 15	R: 0 E: 1 K: 1 S: 7 H: 0 LOB: 0 BB: 0 P: 13	1B: 3 2B: 3 3B: 0 HR: 0	SF: 0 SAC: 0 DP: 2 HBP: 0						

	AB	31
	R	2
	H	5
	RBI	2
	BB	3
	SO	5
	LOB	10

PITCHER		IP	WLS	BF	H	R	ER	SO	BB	IBB	HBP	BLK	WP	HR	S	P	ERA	WHIP
61 Bronson Arroyo, R ERA: 3.48	(1, 1)	7.0	W	27	4	2	2	4	3	0	0	0	0	0	65	111	2.57	1.000
Rheal Cormier, L ERA: 2.18	(8, 1)	0.1		2	1	0	0	0	0	0	0	0	0	0	5	8	0.00	3.000
56 Todd Coffey, R ERA: 3.65	(8, 1)	0.2		2	0	0	0	0	0	0	0	0	0	0	5	7	0.00	0.000
Scott Schoeneweis, L ERA: 5.64	(9, 1)	1.0		3	0	0	0	1	0	0	0	0	0	0	7	13	0.00	0.000

PITCHER		IP	WLS	BF	H	R	ER	SO	BB	IBB	HBP	BLK	WP	HR	S	P	ERA	WHIP

Cincinnati Reds @ San Diego Padres

PETCO Park, San Diego, CA

Sat Sep 02 2006, 10:05 PM EDT

Att. 36,287 - Clear - 70 F

livebaseballscorecards.com

Batter	1	2	3	4	5	6	7	8	9	AB	R	H	RBI	BB	SO	LOB
6 Ryan Freel, R (1, 9) OBP: 0.366, SLG: 0.406	K			K		K2-3			K	4	0	0	0	0	4	0
Adam Dunn, L (1, 7) OBP: 0.369, SLG: 0.531	K			HR			K		K	4	1	1	1	0	3	0
Ken Griffey Jr., L (1, 8) OBP: 0.316, SLG: 0.483	G5-3			F9			K			3	0	0	0	0	1	0
12 Edwin Encarnación, R (1, 5) OBP: 0.381, SLG: 0.528		K		G6-3			BB			2	0	0	0	1	1	0
Scott Hatteberg, L (1, 3) OBP: 0.398, SLG: 0.472		G5-4-3 BB			G4-3		K 1-2			2	0	0	0	1	1	1
Rich Aurilia, R (1, 6) OBP: 0.345, SLG: 0.534		G5-4-3 1-2f			K			4 G5-4-3 1B		3	0	1	0	0	1	1
4 Brandon Phillips, R (1, 4) OBP: 0.343, SLG: 0.454			G6-3		G4-3			G5-4-3 1-2f		3	0	0	0	0	0	1
26 David Ross, R (1, 2) OBP: 0.366, SLG: 0.629			K			L7		K		3	0	0	0	0	2	0
Kyle Lohse, R (1, 1) OBP: 0.214, SLG: 0.214			K			G1-3			F7	2	0	0	0	0	1	0
45 Bill Bray, L (7, 1)										0	0	0	0	0	0	0
38 Gary Majewski, R (7, 1)										0	0	0	0	0	0	0
Jason Standridge, R (8, 1)										0	0	0	0	0	0	0
37 Brian Shackelford, L (8, 1)										0	0	0	0	0	0	0
Todd Hollandsworth, L (9, PH) OBP: 0.262, SLG: 0.418										1	0	0	0	0	0	0

Inning Stats	1	2	3	4	5	6	7	8	9
	R: 0 E: 0 K: 2 S: 8	H: 0 LOB: 0 BB: 0 P: 10	R: 0 E: 0 K: 1 S: 5	H: 0 LOB: 0 BB: 1 P: 12	R: 0 E: 0 K: 2 S: 8	H: 0 LOB: 0 BB: 0 P: 9	R: 1 E: 0 K: 1 S: 12	H: 1 LOB: 0 BB: 0 P: 18	R: 0 E: 0 K: 1 S: 7	H: 0 LOB: 0 BB: 0 P: 10	R: 0 E: 0 K: 1 S: 7	H: 0 LOB: 0 BB: 0 P: 9	R: 0 E: 0 K: 3 S: 11	H: 0 LOB: 1 BB: 1 P: 22	R: 0 E: 0 K: 1 S: 10	H: 1 LOB: 0 BB: 0 P: 11	R: 0 E: 0 K: 2 S: 9	H: 0 LOB: 0 BB: 0 P: 13

1B: 1 SF: 0 WP: 0 PA: 29
2B: 0 SAC: 0 PB: 0
3B: 0 DP: 2 SB: 1
HR: 1 HBP: 0 CS: 0

AB	27
R	1
H	2
RBI	1
BB	2
SO	14
LOB	3

PITCHER	IP	WLS	BF	H	R	ER	SO	BB	IBB	HBP	BLK	WP	HR	S	P	ERA	WHIP
44 Jake Peavy, R (1, 1) ERA: 4.32	9.0	W	29	2	1	1	14	2	0	0	0	0	1	77	114	1.00	0.444

PITCHER	IP	WLS	BF	H	R	ER	SO	BB	IBB	HBP	BLK	WP	HR	S	P	ERA	WHIP

BOTTOM

Cincinnati Reds @ San Diego Padres

PETCO Park, San Diego, CA

Sat Sep 02 2006, 10:05 PM EDT

Att. 36,287 - Clear - 70 F

livebaseballscorecards.com

Batter	1	2	3	4	5	6	7	8	9	AB	R	H	RBI	BB	SO	LOB
Dave Roberts, L (1, 7) OBP: 0.379, SLG: 0.419	C S F F X 0-2 ① G1-3		X 0-0 ① B1-3		C X 0-1 ① G3		X 0-0 ② L6	B X 1-0 24 BB 1-2 2-H 3-H 1B		5	0	1	2	0	0	1
24 Brian Giles, L (1, 9) OBP: 0.383, SLG: 0.392	B C B B X 3-1 FC6-4 1B		B B C X 2-1 ② G4-3		C C B X 1-2 ② L4		C X 0-1 1B 3-H 2B	B B B B 4-0 1-2 2-3 BB		4	1	2	1	1	0	0
Todd Walker, L (1, 5) OBP: 0.363, SLG: 0.399 Manny Alexander, R (8, 5) OBP: 0.133, SLG: 0.133	C B X 1-1 ② L9		B F S B F F B B 4-2 2B BB		B C C B B S 3-3 ③ K		B B B C X 3-1 2-H 1B	C S B F S 1-3 ③ K		3 1	1 0	1 0	1 0	1 0	1 1	1 3
Mike Piazza, R (1, 2) OBP: 0.336, SLG: 0.497	B X 1-0 ③ FC6-4 1-2f		S B C F X 1-2 1-H 2B			C S S 0-3 ① K	F B B X 2-1 ③ F8			4	0	1	1	0	1	2
23 Adrián González, L (1, 3) OBP: 0.341, SLG: 0.485		C B B B F F F F X 2-2 ① F7	X 0-0 ③ G3			C B B B F B S 3-3 ② K		B B B B 4-0 E 1B FC6-2 BB		3	0	0	0	1	1	1
Mike Cameron, R (1, 8) OBP: 0.352, SLG: 0.486		C X 0-1 HR 1B		C B C X 1-2 FC3-6 1B		B B B B 4-0 E S BB		C B B X 1-2 FC6-2 E 1-2 1B		3	2	3	0	1	0	0
Geoff Blum, S (1, 6) OBP: 0.293, SLG: 0.356	C F X 0-2 ② F9		1 SAFE B S 1 SAFE 1 SAFE F B X 2-2 ① FC3-6 G4-3 1-2f			1 SAFE 1 SAFE B B F F B X 3-2 ③ P5 1-3		X 0-0 FC4 FC6-2 1-2 2-3 1B		4	1	0	0	0	0	5
Josh Barfield, R (1, 4) OBP: 0.323, SLG: 0.425		X 0-0 1-H HR	B C B X 2-1 ② G4-3 1-2				L X 0-1 44 SH2-4 24 2B 2B	S B X 1-1 ① FC6-2 24 BB 1B 1-2 2-3 3-Hf		4	2	2	2	0	0	4
44 Jake Peavy, R (1, 1) OBP: 0.184, SLG: 0.347		F F X 0-2 ③ P4	B B X 2-0 ③ P4				X 0-0 ① SH2-4 2-3	S B S S 1-3 ② K		3	0	0	0	0	1	4
Inning Stats	R: 0 H: 1 E: 0 LOB: 1 K: 0 BB: 0 S: 10 P: 15	R: 2 H: 2 E: 0 LOB: 0 K: 0 BB: 0 S: 15 P: 17	R: 1 H: 1 E: 0 LOB: 1 K: 0 BB: 1 S: 12 P: 19	R: 0 H: 1 E: 0 LOB: 1 K: 0 BB: 0 S: 9 P: 16	R: 0 H: 0 E: 0 LOB: 0 K: 1 BB: 0 S: 8 P: 12	R: 0 H: 0 E: 0 LOB: 1 K: 2 BB: 1 S: 9 P: 19	R: 2 H: 3 E: 0 LOB: 1 K: 0 BB: 0 S: 10 P: 15	R: 2 H: 2 E: 1 LOB: 3 K: 2 BB: 2 S: 14 P: 27		1B: 6 SF: 0 2B: 3 SAC: 1 3B: 0 DP: 0 HR: 1 HBP: 0						

	AB	34
	R	7
	H	10
	RBI	7
	BB	4
	SO	5
	LOB	21

WP: 0 PA: 39
PB: 0
SB: 1
CS: 0

PITCHER		IP	WLS	BF	H	R	ER	SO	BB	IBB	HBP	BLK	WP	HR	S	P	ERA	WHIP
Kyle Lohse, R ERA: 5.63	(1, 1)	6.1	L	27	6	4	4	3	2	0	0	0	0	1	66	101	5.68	1.263
45 Bill Bray, L ERA: 4.17	(7, 1)	0.1		3	2	1	1	0	0	0	0	0	0	0	5	8	27.00	6.000
38 Gary Majewski, R ERA: 4.85	(7, 1)	0.1		1	0	0	0	0	0	0	0	0	0	0	2	4	0.00	0.000
Jason Standridge, R ERA: 4.2	(8, 1)	0.2		5	1	2	0	1	1	0	0	0	0	0	9	16	0.00	3.000
37 Brian Shackelford, L ERA: 6.28	(8, 1)	0.1		3	1	0	0	1	1	0	0	0	0	0	5	11	0.00	6.000

PITCHER	IP	WLS	BF	H	R	ER	SO	BB	IBB	HBP	BLK	WP	HR	S	P	ERA	WHIP

Batter	1	2	3	4	5	6	7	8	9	AB	R	H	RBI	BB	SO	LOB
6 Ryan Freel, R (1, 8) OBP: 0.365, SLG: 0.404	C X 0-1 ① P4		C F B F X 1-2 ③ FC6-4 1B		C B B X 2-1 ② F7			F F B F B B X 3-2 ① G6-3		4	0	1	0	0	0	1
Royce Clayton, R (1, 6) OBP: 0.306, SLG: 0.340	C B S F S 1-3 ② K		X 0-0 ① FC6-4 S 1-2f		B C X 1-1 ③ P4			X 0-0 ② G4-3		4	0	0	0	0	1	2
12 Edwin Encarnación, R (1, 5) OBP: 0.380, SLG: 0.524	F X 0-1 ③ G4-3		B B S X 2-1 ② P4			C X 0-1 ① F7		C B S B B F F F F 3-2 X 1B		4	0	1	0	0	0	1
Rich Aurilia, R (1, 3) OBP: 0.342, SLG: 0.528		C X 0-1 ① G5-3	B F F F X 1-2 ③ G6-3 1-2			X 0-0 ② G6-3		B S B F X 2-2 ③ G5-3		4	0	0	0	0	0	2
Adam Dunn, L (1, 7) OBP: 0.370, SLG: 0.530		B F C X 1-2 26 1B 27 1B 1B		B F F B F F F B X 3-2 ① G4-3		B B B B B 4-0 26 S BB			C C S 0-3 ① K	3	1	1	0	1	1	0
26 David Ross, R (1, 2) OBP: 0.364, SLG: 0.622		X 0-0 27 1B 1-2 1B		B B X 2-0 ② P3		B B S X 2-1 ③ G5-3 1-2			X 0-0 ② F7	4	0	1	0	0	0	1
4 Brandon Phillips, R (1, 4) OBP: 0.341, SLG: 0.451 Scott Hatteberg, L (9, PH) OBP: 0.400, SLG: 0.473 Norris Hopper, R (9, PR) OBP: 0.333, SLG: 0.333		B B F B F X 3-2 ② F4	C X 0-1 ③ F8				B F B F F F F B X 3-2 ① G6-3		C B X 1-1 1B	3 1 0	0 0 0	0 1 0	0 0 0	0 0 0	0 0 0	2 0 0
27 Chris Denorfia, R (1, 9) OBP: 0.328, SLG: 0.275 Ken Griffey Jr., L (9, PH) OBP: 0.315, SLG: 0.482		B B B C C X 3-1 1-2 2-H 1B			X 0-0 22 SH5-4 1B		B C S B C 2-3 ② K		B B C C C X 3-2 ③ G3-1	3 1	0 0	2 0	1 0	0 0	1 0	0 1
22 Eric Milton, L (1, 1) OBP: 0.235, SLG: 0.327 Todd Hollandsworth, L (7, PH) OBP: 0.260, SLG: 0.415 56 Todd Coffey, R (7, 1) Rheal Cormier, L (8, 1) 38 Gary Majewski, R (8, 1)		C C F S 0-3 ③ K			B L 1 X SAFE 1-1 ① SH5-4 1-2		X 0-0 ③ G6-3			1 1 0 0 0	0 0 0 0 0	0 0 0 0 0	0 0 0 0 0	1 0 0 0 0	2 0 0 0 0	2 0 0 0 0

TOP

Cincinnati Reds @ San Diego Padres

PETCO Park, San Diego, CA

Sun Sep 03 2006, 4:05 PM EDT

Att. 31,153 - Sunny - 79 F

livebaseballscorecards.com

AB	33
R	1
H	7
RBI	1
BB	1
SO	4
LOB	12

Inning Stats	1	2	3	4	5	6	7	8	9	1B: 7	SF: 0	WP: 0	PA: 35
R:	0	1	0	0	0	0	0	0	0	2B: 0	SAC: 1	PB: 0	
E:	0	0	0	0	0	1	0	1	1	3B: 0	DP: 0	SB: 2	
K:	1	1	0	0	0	1	1	0	1	HR: 0	HBP: 0	CS: 0	
S:	8	15	11	8	7	5	9	15	9				
H:	0	3	1	0	1	0	0	1	1				
LOB:	0	2	0	0	1	1	0	1	1				
BB:	0	0	0	0	0	1	0	0	0				
P:	9	22	15	13	11	11	14	23	13				

PITCHER		IP	WLS	BF	H	R	ER	SO	BB	IBB	HBP	BLK	WP	HR	S	P	ERA	WHIP
David Wells, L ERA: 4.58	(1, 1)	6.0		24	5	1	1	2	1	0	0	0	0	0	54	81	1.50	1.000
43 Cla Meredith, R ERA: 0.84	(7, 1)	2.0	W	7	1	0	0	1	0	0	0	0	0	0	24	37	0.00	0.500
Trevor Hoffman, R ERA: 1.94	(9, 1)	1.0	S	4	1	0	0	1	0	0	0	0	0	0	9	13	0.00	1.000

PITCHER	IP	WLS	BF	H	R	ER	SO	BB	IBB	HBP	BLK	WP	HR	S	P	ERA	WHIP

Batter	1	2	3	4	5	6	7	8	9	AB	R	H	RBI	BB	SO	LOB
Dave Roberts, L (1, 7) OBP: 0.379, SLG: 0.420	G6-3		SF9		24 1B			SH1-3		2	0	1	1	0	0	0
24 Brian Giles, L (1, 9) OBP: 0.384, SLG: 0.392	F8		F7					28 1B HBP		3	0	1	0	1	0	1
Mike Cameron, R (1, 8) OBP: 0.351, SLG: 0.483	F9		P5			F9		28 1B HBP		3	0	0	0	0	0	1
28 Josh Bard, S (1, 2) OBP: 0.404, SLG: 0.500		F7		K		F9		1B		4	0	1	1	0	1	0
Josh Barfield, R (1, 4) OBP: 0.323, SLG: 0.425		23 G4-3 2B		L3		F8		G6-3		4	0	1	0	0	0	3
23 Adrián González, L (1, 3) OBP: 0.339, SLG: 0.482		G4-3		F7			K			3	0	0	0	0	1	1
Mark Bellhorn, S (1, 5) OBP: 0.285, SLG: 0.350		G6-3			K		F8			3	0	0	0	0	1	1
Manny Alexander, R (1, 6) OBP: 0.167, SLG: 0.167			E SH SF9 1B		G6-3		G6-3			3	1	1	0	0	0	0
David Wells, L (1, 1) OBP: 1.000, SLG: 1.000 43 Cla Meredith, R (7, 1) 8 Terrmel Sledge, L (8, PH) OBP: 0.314, SLG: 0.333 Mike Piazza, R (8, PH) OBP: 0.338, SLG: 0.499 3 Khalil Greene, R (8, PR) OBP: 0.320, SLG: 0.430 Trevor Hoffman, R (9, 1)			SH		24 1B 1B			HBP SH1-3 28 1B 1B		1 0 0 1 0 0	0 0 0 0 1 0	1 0 0 0 0 0	0 0 0 0 0 0	0 0 0 0 0 0	0 0 0 0 0 0	0 0 0 0 0 0
Inning Stats	R: 0 E: 0 K: 0 S: 5 H: 0 LOB: 0 BB: 0 P: 7	R: 0 E: 0 K: 0 S: 13 H: 1 LOB: 1 BB: 0 P: 17	R: 1 E: 1 K: 0 S: 15 H: 1 LOB: 1 BB: 0 P: 21	R: 0 E: 0 K: 1 S: 10 H: 0 LOB: 0 BB: 0 P: 14	R: 0 E: 0 K: 1 S: 14 H: 3 LOB: 2 BB: 0 P: 17	R: 0 E: 0 K: 0 S: 6 H: 0 LOB: 0 BB: 0 P: 10	R: 0 E: 0 K: 1 S: 11 H: 0 LOB: 0 BB: 0 P: 15	R: 1 E: 0 K: 0 S: 8 H: 2 LOB: 3 BB: 1 P: 18		1B: 6 2B: 1 3B: 0 HR: 0	SF: 1 SAC: 2 DP: 0 HBP: 1					

PITCHER		IP	WLS	BF	H	R	ER	SO	BB	IBB	HBP	BLK	WP	HR	S	P	ERA	WHIP
22 Eric Milton, L ERA: 4.95	(1, 1)	6.0		23	5	1	0	2	0	0	0	0	0	0	63	86	0.00	0.833
56 Todd Coffey, R ERA: 3.59	(7, 1)	1.0		3	0	0	0	1	0	0	0	0	0	0	11	15	0.00	0.000
Rheal Cormier, L ERA: 2.36	(8, 1)	0.1	L	3	1	1	1	0	1	0	0	0	0	0	5	10	27.00	6.000
38 Gary Majewski, R ERA: 4.8	(8, 1)	0.2		3	1	0	0	0	0	0	1	0	0	0	3	8	0.00	1.500

PITCHER	IP	WLS	BF	H	R	ER	SO	BB	IBB	HBP	BLK	WP	HR	S	P	ERA	WHIP

BOTTOM

Cincinnati Reds @ San Diego Padres

PETCO Park, San Diego, CA

Sun Sep 03 2006, 4:05 PM EDT

Att. 31,153 - Sunny - 79 F

livebaseballscorecards.com

AB	27
R	2
H	7
RBI	2
BB	1
SO	3
LOB	7

1B: 6 2B: 1 3B: 0 HR: 0 SF: 1 SAC: 2 DP: 0 HBP: 1

WP: 0 PB: 0 SB: 0 CS: 0 PA: 32

Batter	1	2	3	4	5	6	7	8	9	10	AB	R	H	RBI	BB	SO	LOB
2 Randy Winn, S (1, 8) (9, 9) OBP: 0.318, SLG: 0.388	B X 1-0 G4-3 ①		B B F S C 2-3 K ①		F B B S 2-3 K ①			C B F H 2-2 FC5-4 HBP		L S B S 1-3 K ①	4	0	0	0	0	3	0
13 Omar Vizquel, S (1, 6) OBP: 0.370, SLG: 0.404	C X 0-1 G4-1 ②		X 0-0 F9 ②		C F F X 0-2 F9 ②			X 0-0 F8 ①		C X 0-1 P5 ②	5	0	0	0	0	0	1
Shea Hillenbrand, R (1, 3) OBP: 0.321, SLG: 0.477	B B X 2-0 P3 ③		B X 1-0 2B		B C X 1-1 G5-3 ③			C X 0-1 FC5-4 1-2f HR ②		B F F F X 1-2 HR	5	2	2	1	0	0	1
Barry Bonds, L (1, 7) OBP: 0.462, SLG: 0.539		B X 1-0 G5-3 ①	B B F B F F X 3-2 F8 ③			B F F X 1-2 P4 ①		B F B X 2-1 1-H HR		B B B B 4-0 BB	4	1	1	2	1	0	1
Ray Durham, S (1, 4) OBP: 0.362, SLG: 0.525		B X 1-0 2B 1B		X 0-0 F7 ①		F X 0-1 F8 ②		C B X 1-1 2B		C F B X 1-2 L8 ③	5	1	2	0	0	0	1
Moises Alou, R (1, 9) OBP: 0.351, SLG: 0.539 Mike Stanton, L (10, 1)		X 0-0 1-H 2B		S X 0-1 HR		F F F S 0-3 K ③		B X 1-0 G5-3 ③			4 0	1 0	2 0	2 0	0 0	1 0	1 0
Pedro Feliz, R (1, 5) OBP: 0.288, SLG: 0.447		F S C 0-3 K ②		C B B S S 2-3 K ②			C X 0-1 L6 ①		S B F B X 2-2 L8 ①		4	0	0	0	0	2	1
50 Eliezer Alfonzo, R (1, 2) OBP: 0.319, SLG: 0.498 Todd Greene, R (4, PR) OBP: 0.317, SLG: 0.394 (4, 2)		I I I I 4-0 IBB		F F H 1-2 HBP			C S S 0-3 K2-3 ②		F B X 1-1 P4 ②		0 2	0 0	0 0	0 0	1 0	0 1	0 0
41 Brad Hennessey, R (1, 1) Jamey Wright, R (5, 1) Todd Linden, S (7, PH) Jack Taschner, L (7, 1) 38 Brian Wilson, R (8, 1) Steve Kline, S (8, 1) 32 Kevin Correia, R (8, 1) Jason Ellison, R (8, 9) Steve Finley, L (9, PH) (9, 8)		F S B S 1-3 K ③		C S S 0-3 K ③			B F C B S 2-3 K ③		B B B F C 3-3 K ③		2 0 1 0 0 0 0 0 1	0 0 0 0 0 0 0 0 0	0 0 0 0 0 0 0 0 0	0 0 0 0 0 0 0 0 0	0 0 1 0 0 0 0 0 1	2 0 0 0 0 0 0 0 0	3 0 0 0 0 0 0 0 0
Inning Stats	R: 0 E: 0 K: 0 S: 4 H: 0 LOB: 0 BB: 0 P: 7	R: 1 E: 0 K: 2 S: 9 H: 2 LOB: 2 BB: 1 P: 16	R: 0 E: 0 K: 1 S: 9 H: 1 LOB: 1 BB: 0 P: 15	R: 1 E: 0 K: 2 S: 11 H: 1 LOB: 1 BB: 0 P: 14	R: 0 E: 0 K: 1 S: 9 H: 0 LOB: 0 BB: 0 P: 12	R: 0 E: 0 K: 1 S: 9 H: 0 LOB: 0 BB: 0 P: 10	R: 0 E: 0 K: 2 S: 8 H: 0 LOB: 0 BB: 0 P: 10	R: 2 E: 0 K: 0 S: 10 H: 2 LOB: 1 BB: 0 P: 16	R: 0 E: 0 K: 1 S: 8 H: 0 LOB: 0 BB: 0 P: 14	R: 1 E: 0 K: 1 S: 12 H: 1 LOB: 1 BB: 1 P: 19	1B: 1 2B: 3 3B: 0 HR: 3	SF: 0 SAC: 0 DP: 0 HBP: 2					

PITCHER	IP	WLS	BF	H	R	ER	SO	BB	IBB	HBP	BLK	WP	HR	S	P	ERA	WHIP
39 Aaron Harang, R (1, 1) ERA: 3.78	8.0		33	6	4	4	9	0	1	2	0	0	2	69	100	4.50	0.750
25 David Weathers, R (9, 1) ERA: 4.04	2.0	L	8	1	1	1	2	1	0	0	0	0	1	20	33	4.50	1.000

PITCHER	IP	WLS	BF	H	R	ER	SO	BB	IBB	HBP	BLK	WP	HR	S	P	ERA	WHIP

TOP

San Francisco Giants @ Cincinnati Reds

Great American Ball Park, Cincinnati, OH

Mon Sep 04 2006, 5:10 PM EDT
Att. 25,515 - Overcast - 73 F

livebaseballscorecards.com

AB	37
R	5
H	7
RBI	5
BB	2
SO	11
LOB	9

1B: 1	SF: 0	WP: 0	PA: 41		
2B: 3	SAC: 0	PB: 0			
3B: 0	DP: 0	SB: 0			
HR: 3	HBP: 2	CS: 0			

San Francisco Giants @ Cincinnati Reds

Great American Ball Park, Cincinnati, OH

Mon Sep 04 2006, 5:10 PM EDT

Att. 25,515 - Overcast - 73 F

livebaseballscorecards.com

BOTTOM

Batter	1	2	3	4	5	6	7	8	9	10	AB	R	H	RBI	BB	SO	LOB
6 Ryan Freel, R (1, 9) (8, 8) OBP: 0.368, SLG: 0.404	G5-3		BB		1B	BB		P4			3	1	1	0	2	0	1
Adam Dunn, L (1, 7) OBP: 0.371, SLG: 0.527	G4-3		BB		K	L8		HBP			3	0	0	0	1	1	2
12 Edwin Encarnación, R (1, 5) OBP: 0.375, SLG: 0.517	P3		F8		FC4		P2	FC6-4			5	1	0	0	0	0	5
Ken Griffey Jr., L (1, 8) OBP: 0.315, SLG: 0.479		G6-3	P6		BB		P4		F8		3	0	0	0	1	0	2
27 Chris Denorfia, R (8, 9) OBP: 0.322, SLG: 0.269											1	0	0	0	0	0	0
Rich Aurilia, R (1, 6) OBP: 0.345, SLG: 0.537		HR	F9		FC4-6		1B		K		5	1	3	2	0	1	2
Scott Hatteberg, L (1, 3) OBP: 0.402, SLG: 0.476		2B	BB		FC4-6		1B		L3		4	0	2	1	1	0	2
4 Brandon Phillips, R (1, 4) OBP: 0.340, SLG: 0.447		HBP	G6-4-3		K		K			F9	4	0	0	0	0	2	5
Jason LaRue, R (1, 2) OBP: 0.310, SLG: 0.320		BB	HR		F8		K	K		K	4	1	1	1	1	2	0
39 Aaron Harang, R (1, 1) OBP: 0.159, SLG: 0.131		G4-6-3	G4-3		K			HBP		K	3	0	0	0	0	1	3
Javier Valentin, S (8, PH) OBP: 0.287, SLG: 0.388											1	0	1	0	0	0	0
Norris Hopper, R (8, PR) OBP: 0.333, SLG: 0.333											0	0	0	0	0	0	0
25 David Weathers, R (9, 1)											0	0	0	0	0	0	0
26 David Ross, R (10, PH) OBP: 0.363, SLG: 0.619											1	0	0	0	0	1	0
Inning Stats	R: 0 E: 0 K: 0 S: 6 H: 0 LOB: 0 BB: 0 P: 12	R: 1 E: 0 K: 0 S: 7 H: 2 LOB: 2 BB: 1 P: 17	R: 0 E: 0 K: 0 S: 8 H: 0 LOB: 2 BB: 2 P: 22	R: 1 E: 0 K: 0 S: 11 H: 1 LOB: 0 BB: 1 P: 22	R: 2 E: 1 K: 2 S: 18 H: 2 LOB: 2 BB: 1 P: 27	R: 0 E: 0 K: 1 S: 9 H: 0 LOB: 1 BB: 0 P: 16	R: 0 E: 0 K: 1 S: 13 H: 2 LOB: 2 BB: 0 P: 19	R: 0 E: 0 K: 1 S: 8 H: 1 LOB: 2 BB: 0 P: 13	R: 0 E: 0 K: 1 S: 11 H: 0 LOB: 0 BB: 0 P: 18	R: 0 E: 0 K: 2 S: 9 H: 0 LOB: 0 BB: 0 P: 12	1B: 5 2B: 1 3B: 0 HR: 2 SF: 0 SAC: 0 DP: 2 HBP: 2	WP: 0 PB: 0 SB: 3 CS: 0 PA: 45					

PITCHER	IP	WLS	BF	H	R	ER	SO	BB	IBB	HBP	BLK	WP	HR	S	P	ERA	WHIP
41 Brad Hennessey, R (1, 1) ERA: 3.72	4.1		22	4	4	2	1	5	0	1	0	0	2	42	89	4.15	2.077
Jamey Wright, R (5, 1) ERA: 4.93	1.2		7	1	0	0	2	1	0	0	0	0	0	17	27	0.00	1.200
Jack Taschner, L (7, 1) ERA: 11.81	1.0		5	2	0	0	1	0	0	0	0	0	0	13	19	0.00	2.000
38 Brian Wilson, R (8, 1) ERA: 5.25	0.2		3	1	0	0	1	0	0	0	0	0	0	7	10	0.00	1.500
Steve Kline, L (8, 1) ERA: 3.43	0.0		1	0	0	0	0	0	0	1	0	0	0	0	1	∞	∞

PITCHER	IP	WLS	BF	H	R	ER	SO	BB	IBB	HBP	BLK	WP	HR	S	P	ERA	WHIP
32 Kevin Correia, R (8, 1) ERA: 3.45	1.1	W	4	0	0	0	1	0	0	0	0	0	0	12	20	0.00	0.000
Mike Stanton, L (10, 1) ERA: 4.27	1.0	S	3	0	0	0	2	0	0	0	0	0	0	9	12	0.00	0.000

AB	37
R	4
H	8
RBI	4
BB	6
SO	8
LOB	22

Batter	1	2	3	4	5	6	7	8	9	AB	R	H	RBI	BB	SO	LOB
Steve Finley, L (1, 8) OBP: 0.322, SLG: 0.388	B B C C F S 2-3 ① K			C B B B B 4-1 ③ 13 FC3-6 BB	C X 0-1 ③ G4-3			C B B X 2-1 ③ G6-3		3	0	0	0	1	1	2
13 Omar Vizquel, S (1, 6) OBP: 0.370, SLG: 0.403	B B C X 2-1 ② G1-3			B B C F X 2-2 ① FC3-6 FC6-4 1-2f		C B X 1-1 ① L4			C X 0-1 G5-4-3 1B	4	0	1	0	0	0	1
Shea Hillenbrand, R (1, 3) OBP: 0.318, SLG: 0.472	C X 0-1 ③ L6			X 0-0 ② FC6-4 BB 1-2f		B C F F S 1-3 ② K			C X 0-1 ① ② G5-4-3 1-2f	4	0	0	0	0	1	2
Barry Bonds, L (1, 7) OBP: 0.460, SLG: 0.534		C X 0-1 ① G4-3		C B B B B 4-1 1-2 BB		B B C X 2-1 ③ F7			X 0-0 ③ P5	3	0	0	0	1	0	0
Ray Durham, S (1, 4) OBP: 0.360, SLG: 0.521		C B B F F F X 2-2 ② P3		C B X 1-1 ③ P4			B F C B X 2-2 ① F8			3	0	0	0	0	0	2
Moises Alou, R (1, 9) OBP: 0.348, SLG: 0.533		F C B B S 2-3 ③ K			S B C S 1-3 ① K		B S B X 2-1 ② P6			3	0	0	0	0	2	0
Pedro Feliz, R (1, 5) OBP: 0.286, SLG: 0.444			X 0-0 ① P2		C S F B S 1-3 ② K		C B C B B F S 3-3 ③ K			3	0	0	0	0	2	0
50 Eliezer Alfonzo, R (1, 2) OBP: 0.319, SLG: 0.496			F B B S T 2-2 ② K		B F X 1-1 1B 1B			S B X 1-1 ① G6-3		3	0	1	0	0	1	0
Matt Morris, R (1, 1) OBP: 0.211, SLG: 0.250 9 Mark Sweeney, L (8, PH) OBP: 0.336, SLG: 0.397 54 Scott Munter, R (8, 1)			X 0-0 ③ G6-3		B S B C X 2-2 1-3 1B			B B C B S X 3-2 ② G4-3		2 1 0	0 0 0	1 0 0	0 0 0	0 0 0	0 0 0	0 0 0
Inning Stats	R: 0 H: 0 E: 0 LOB: 0 K: 1 BB: 0 S: 8 P: 12	R: 0 H: 0 E: 0 LOB: 0 K: 1 BB: 0 S: 10 P: 14	R: 0 H: 0 E: 0 LOB: 0 K: 1 BB: 0 S: 5 P: 7	R: 0 H: 0 E: 0 LOB: 2 K: 0 BB: 2 S: 8 P: 19	R: 0 H: 2 E: 0 LOB: 2 K: 2 BB: 0 S: 14 P: 19	R: 0 H: 0 E: 0 LOB: 0 K: 1 BB: 0 S: 8 P: 12	R: 0 H: 0 E: 0 LOB: 0 K: 1 BB: 0 S: 9 P: 16	R: 0 H: 0 E: 0 LOB: 0 K: 0 BB: 0 S: 7 P: 13	R: 0 H: 1 E: 0 LOB: 0 K: 0 BB: 0 S: 5 P: 5	1B: 3 SF: 0 2B: 0 SAC: 0 3B: 0 DP: 1 HR: 0 HBP: 0						

PITCHER	IP	WLS	BF	H	R	ER	SO	BB	IBB	HBP	BLK	WP	HR	S	P	ERA	WHIP
61 Bronson Arroyo, R (1, 1) ERA: 3.33	9.0	W	31	3	0	0	7	2	0	0	0	0	0	74	117	0.00	0.556

PITCHER	IP	WLS	BF	H	R	ER	SO	BB	IBB	HBP	BLK	WP	HR	S	P	ERA	WHIP

TOP

San Francisco Giants @ Cincinnati Reds

Great American Ball Park, Cincinnati, OH

Tue Sep 05 2006, 7:10 PM EDT
Att. 20,751 - Partly Cloudy - 74 F

livebaseballscorecards.com

AB	29
R	0
H	3
RBI	0
BB	2
SO	7
LOB	7

WP: 0 PA: 31
PB: 0
SB: 0
CS: 0

Batter	1	2	3	4	5	6	7	8	9	AB	R	H	RBI	BB	SO	LOB
6 Ryan Freel, R (1, 8) OBP: 0.367, SLG: 0.401	B B B B 4-0 S 1B BB	F X 0-1 ① G5-3		C X 0-1 ① G5-3		C B B F X 2-2 ② G6-3				3	1	0	0	1	0	1
Scott Hatteberg, L (1, 3) OBP: 0.400, SLG: 0.473	B B B B 4-0 BB 1B 12 SF8 1-2 BB	C F X 0-2 ② G6-3		C B X 1-1 ② G6-3		C X 0-1 ③ G3				3	1	0	0	1	0	1
Rich Aurilia, R (1, 6) OBP: 0.349, SLG: 0.539 (9, 5)	C X 0-1 BB 2B 1-2 2-H 1B	C F B F X 1-2 ③ F9		C B X 1-1 1B			X 0-0 G6-3 1B			4	1	3	1	0	0	0
Adam Dunn, L (1, 7) OBP: 0.370, SLG: 0.523 27 Chris Denorfia, R (8, 7) OBP: 0.322, SLG: 0.269	D C B B S F B 4-2 2B 1-2 2-3 BB		C F C 0-3 ① K	F B F 1 S SAFE 1-3 ③ K			B S B X 2-1 ① ② G6-3 1-2f			3 0	0 0	0 0	0 0	1 0	2 0	2 0
12 Edwin Encarnación, R (1, 5) OBP: 0.371, SLG: 0.512 9 Juan Castro, R (9, 6) OBP: 0.278, SLG: 0.353	C F X 0-2 ① SF8 3-H		C B B B C X 3-2 ② F7		X 0-0 ① G5-3		C X 0-1 ③ G6-3			3 0	0 0	0 0	1 0	0 0	0 0	0 0
Todd Hollandsworth, L (1, 9) OBP: 0.270, SLG: 0.428 Dewayne Wise, L (8, PR) OBP: 0.143, SLG: 0.143 (9, 9)	S X 0-1 1-3 2-H 2B		B C X 1-1 4 2B 1B	C B F F B X 2-2 ② F9				B B C X 2-1 26 G5-4-3 1B		4 0	0 0	3 0	1 0	0 0	0 0	0 0
4 Brandon Phillips, R (1, 4) OBP: 0.339, SLG: 0.448	D C B F B F S 3-3 ② K		X 0-0 1-3 2B	B B X 2-0 ③ G5-3				X 0-0 ① B1		4	0	1	0	0	1	3
26 David Ross, R (1, 2) OBP: 0.369, SLG: 0.623	I I I I 4-0 IBB		I I I I 4-0 IBB			X 0-0 2B		1 SAFE B X 1-0 ② ③ G5-4-3 1-2f		2	0	1	0	2	0	1
61 Bronson Arroyo, R (1, 1) OBP: 0.153, SLG: 0.232	B C S C 1-3 ③ K		X 0-0 ③ B1-3			B X 1-0 ① G5-3				3	0	0	0	0	1	7
Inning Stats	R: 3 H: 2 E: 0 LOB: 3 K: 2 BB: 4 S: 17 P: 37	R: 0 H: 0 E: 0 LOB: 0 K: 0 BB: 0 S: 10 P: 11	R: 0 H: 2 E: 0 LOB: 3 K: 1 BB: 1 S: 10 P: 18	R: 0 H: 1 E: 0 LOB: 1 K: 1 BB: 0 S: 10 P: 13	R: 0 H: 0 E: 0 LOB: 0 K: 0 BB: 0 S: 6 P: 10	R: 0 H: 1 E: 0 LOB: 1 K: 0 BB: 0 S: 7 P: 10	R: 0 H: 1 E: 0 LOB: 0 K: 0 BB: 0 S: 5 P: 7	R: 0 H: 1 E: 0 LOB: 1 K: 0 BB: 0 S: 4 P: 7		1B: 5 SF: 1 2B: 3 SAC: 0 3B: 0 DP: 2 HR: 0 HBP: 0				WP: 0 PA: 35 PB: 0 SB: 1 CS: 0		

PITCHER		IP	WLS	BF	H	R	ER	SO	BB	IBB	HBP	BLK	WP	HR	S	P	ERA	WHIP
Matt Morris, R ERA: 4.54	(1, 1)	7.0	L	32	7	3	3	4	3	2	0	0	0	0	65	106	3.86	1.429
54 Scott Munter, R ERA: 6.87	(8, 1)	1.0		3	1	0	0	0	0	0	0	0	0	0	4	7	0.00	1.000

PITCHER	IP	WLS	BF	H	R	ER	SO	BB	IBB	HBP	BLK	WP	HR	S	P	ERA	WHIP

BOTTOM

San Francisco Giants @ Cincinnati Reds

Great American Ball Park, Cincinnati, OH

Tue Sep 05 2006, 7:10 PM EDT
Att. 20,751 - Partly Cloudy - 74 F

livebaseballscorecards.com

AB	29
R	3
H	8
RBI	3
BB	5
SO	4
LOB	15

San Francisco Giants @ Cincinnati Reds

Great American Ball Park, Cincinnati, OH

Wed Sep 06 2006, 12:35 PM EDT
Att. 20,575 - Partly Cloudy - 69 F

TOP

livebaseballscorecards.com

Batter	1	2	3	4	5	6	7	8	9	AB	R	H	RBI	BB	SO	LOB
Steve Finley, L (1, 8) OBP: 0.321, SLG: 0.389	G4-3, SF8, 2B		L8		G3		P2			4	1	1	0	0	0	1
Todd Linden, S (1, 9) OBP: 0.362, SLG: 0.472 (6, 7)	G4-3 2-3		WP, 1B		L5			L4		4	0	1	0	0	0	1
Shea Hillenbrand, R (1, 5) OBP: 0.316, SLG: 0.469 (6, 3)	SF8 3-H		K 1-3			G6-3		P4		3	0	0	1	0	1	1
9 Mark Sweeney, L (1, 7) OBP: 0.332, SLG: 0.392	F7		F9			F9		K		3	0	0	0	0	0	2
32 Kevin Correia, R (6, 1) OBP: 0.091, SLG: 0.091										1	0	0	0	0	1	0
Steve Kline, S (8, 1)										0	0	0	0	0	0	0
31 Vinnie Chulk, R (8, 1)										0	0	0	0	0	0	0
Mike Stanton, L (9, 1)										0	0	0	0	0	0	0
Ray Durham, S (1, 4) OBP: 0.361, SLG: 0.535		HR		K		HR			F8	4	2	2	2	0	1	0
Lance Niekro, R (1, 3) OBP: 0.292, SLG: 0.384		F9		1B		L8			G4-3	3	0	1	0	0	0	0
Pedro Feliz, R (6, 5) OBP: 0.286, SLG: 0.443										1	0	0	0	0	0	0
50 Eliezer Alfonzo, R (1, 2) OBP: 0.314, SLG: 0.487		F9		K			K		K	4	0	0	0	0	3	1
Tomas De La Rosa, R (1, 6) OBP: 0.222, SLG: 0.125		L5		G1-3			F8			3	0	0	0	0	0	1
13 Omar Vizquel, S (9, 6) OBP: 0.370, SLG: 0.403										0	0	0	0	0	0	0
53 Jonathan Sánchez, L (1, 1)			G5-3		F7		2B			2	0	0	0	0	0	0
Jason Ellison, R (6, 9) OBP: 0.278, SLG: 0.375										1	0	1	0	0	0	0

	AB	33
	R	3
	H	6
	RBI	3
	BB	0
	SO	6
	LOB	7

Inning Stats	1	2	3	4	5	6	7	8	9
	R: 1 H: 1 E: 0 LOB: 0 K: 0 BB: 0 S: 9 P: 14	R: 1 H: 1 E: 0 LOB: 0 K: 0 BB: 0 S: 9 P: 12	R: 0 H: 1 E: 0 LOB: 2 K: 1 BB: 0 S: 11 P: 16	R: 0 H: 1 E: 0 LOB: 1 K: 2 BB: 0 S: 12 P: 16	R: 0 H: 0 E: 0 LOB: 0 K: 0 BB: 0 S: 3 P: 6	R: 1 H: 1 E: 0 LOB: 0 K: 0 BB: 0 S: 10 P: 15	R: 0 H: 1 E: 0 LOB: 1 K: 1 BB: 0 S: 7 P: 8	R: 0 H: 0 E: 0 LOB: 0 K: 1 BB: 0 S: 6 P: 10	R: 0 H: 0 E: 0 LOB: 0 K: 1 BB: 0 S: 8 P: 14

1B: 2	SF: 1	WP: 2	PA: 34
2B: 2	SAC: 0	PB: 0	
3B: 0	DP: 0	SB: 0	
HR: 2	HBP: 0	CS: 0	

PITCHER		IP	WLS	BF	H	R	ER	SO	BB	IBB	HBP	BLK	WP	HR	S	P	ERA	WHIP
Sun-Woo Kim, R ERA: 12.75	(1, 1)	5.0	L	20	4	2	2	3	0	0	0	0	1	1	44	64	3.60	0.800
Ryan Franklin, R ERA: 4.61	(6, 1)	1.2		7	2	1	1	1	0	0	0	0	0	1	16	22	5.40	1.200
Rheal Cormier, L ERA: 2.35	(7, 1)	0.1		1	0	0	0	0	0	0	0	0	0	0	1	1	0.00	0.000
25 David Weathers, R ERA: 3.97	(8, 1)	1.0		3	0	0	0	1	0	0	0	0	0	0	6	10	0.00	0.000
Scott Schoeneweis, L ERA: 5.52	(9, 1)	1.0		3	0	0	0	1	0	0	0	0	0	0	8	14	0.00	0.000

PITCHER	IP	WLS	BF	H	R	ER	SO	BB	IBB	HBP	BLK	WP	HR	S	P	ERA	WHIP

BOTTOM

San Francisco Giants @ Cincinnati Reds
Great American Ball Park, Cincinnati, OH
Wed Sep 06 2006, 12:35 PM EDT
Att. 20,575 - Partly Cloudy - 69 F

livebaseballscorecards.com

Batter	1	2	3	4	5	6	7	8	9	AB	R	H	RBI	BB	SO	LOB
6 Ryan Freel, R (1, 8) OBP: 0.366, SLG: 0.400	C X 0-1 F8 ①		C B B B F X 3-2 P4 ③		B B C F B S 3-3 K ③ 1-2 2-3			B X 1-0 2B 1B		4	1	1	0	0	1	2
Royce Clayton, R (1, 6) OBP: 0.305, SLG: 0.342	C B B X 2-1 F7 ②			B F X 1-1 L9 ①		B B C F S 2-3 K ①		D F F B F F 1 SAFE X 2-2 1-H 2B		4	0	1	1	0	1	0
Rich Aurilia, R (1, 3) OBP: 0.346, SLG: 0.533	C B X 1-1 G5-3 ③			X 0-0 F8 ②		B B B C C F F F S 3-3 K ②		B S S F F F X 1-2 P6 ①		4	0	0	0	0	1	1
Adam Dunn, L (1, 7) OBP: 0.371, SLG: 0.522		B F S B B B 4-2 BB		B C C B F S 2-3 K ③		B B X 2-0 12 1B 1B		C C B F S 1-3 K ②		3	0	1	0	1	2	1
12 Edwin Encarnación, R (1, 5) OBP: 0.375, SLG: 0.513		S F X 0-2 L4 ①			F C B F X 1-2 4 S 1B 1B	X 0-0 1-2 1B		S B B B B 4-1 BB		3	1	2	0	1	0	1
26 David Ross, R (1, 2) OBP: 0.363, SLG: 0.611		C S 1 SAFE S 0-3 K ②			B F C S 1-3 K ①	X 0-0 F9 ③		X 0-0 F8 ③		4	0	0	0	0	2	6
4 Brandon Phillips, R (1, 4) OBP: 0.339, SLG: 0.445		B X 1-0 F9 ③			F B B 1 B S F F B 4-2 6 S 1B 1-2 BB		C X 0-1 F8 ①		X 0-0 F8 ①	3	0	0	0	1	0	1
27 Chris Denorfia, R (1, 9) OBP: 0.311, SLG: 0.259			C C S 0-3 K ①		S X 0-1 F4 ②		C F S 0-3 K ②		B C C X 1-1 L7 ②	2	0	0	0	0	1	2
Todd Hollandsworth, L (7, PH) OBP: 0.269, SLG: 0.426 (8, 9)										1	0	0	0	0	1	0
9 Juan Castro, R (9, PH) OBP: 0.277, SLG: 0.351										1	0	0	0	0	0	0
Sun-Woo Kim, R (1, 1) OBP: 0.500, SLG: 1.000			B C B F X 2-2 F9 ②		B F F X 1-2 6 S 1-2 2-H 1B		C X 0-1 G3 ③		X 0-0 F7 ③	1	0	0	0	0	0	0
Norris Hopper, R (5, PH) OBP: 0.500, SLG: 0.500										1	0	1	1	0	0	0
Ryan Franklin, R (6, 1)										0	0	0	0	0	0	0
Rheal Cormier, L (7, 1)										0	0	0	0	0	0	0
Ray Olmedo, S (7, PH) OBP: 0.368, SLG: 0.412										1	0	0	0	0	0	0
25 David Weathers, R (8, 1)										0	0	0	0	0	0	0
Scott Schoeneweis, L (9, 1)										0	0	0	0	0	0	0
Scott Hatteberg, L (9, PH) OBP: 0.400, SLG: 0.471										1	0	0	0	0	0	0
Inning Stats	R: 0 E: 0 K: 0 S: 6 H: 0 LOB: 0 BB: 0 P: 9	R: 0 E: 0 K: 1 S: 9 H: 0 LOB: 1 BB: 1 P: 14	R: 0 E: 0 K: 1 S: 9 H: 0 LOB: 0 BB: 0 P: 14	R: 0 E: 0 K: 1 S: 7 H: 0 LOB: 0 BB: 0 P: 10	R: 1 E: 0 K: 2 S: 19 H: 2 LOB: 2 BB: 1 P: 29	R: 0 E: 0 K: 2 S: 12 H: 2 LOB: 2 BB: 0 P: 19	R: 0 E: 0 K: 1 S: 7 H: 0 LOB: 0 BB: 0 P: 7	R: 1 E: 0 K: 1 S: 19 H: 2 LOB: 2 BB: 1 P: 28	R: 0 E: 0 K: 0 S: 4 H: 0 LOB: 0 BB: 0 P: 5	1B: 5 2B: 1 3B: 0 HR: 0	SF: 0 SAC: 0 DP: 0 HBP: 0						

	AB	33
	R	2
	H	6
	RBI	2
	BB	3
	SO	9
	LOB	14

WP: 0 PB: 0 SB: 3 CS: 0 PA: 36

PITCHER		IP	WLS	BF	H	R	ER	SO	BB	IBB	HBP	BLK	WP	HR	S	P	ERA	WHIP
53 Jonathan Sánchez, L ERA: 1.42	(1, 1)	5.2	W	22	3	1	1	7	2	0	0	0	0	0	60	93	1.59	0.882
32 Kevin Correia, R ERA: 3.51	(6, 1)	1.2	H	8	3	1	1	1	0	0	0	0	0	0	22	26	5.40	1.800
Steve Kline, L ERA: 3.4	(8, 1)	0.1	H	1	0	0	0	1	0	0	0	0	0	0	4	5	0.00	0.000
31 Vinnie Chulk, R ERA: 5.03	(8, 1)	0.1	H	2	0	0	0	0	1	0	0	0	0	0	2	6	0.00	3.000
Mike Stanton, L ERA: 4.2	(9, 1)	1.0	S	3	0	0	0	0	0	0	0	0	0	0	4	5	0.00	0.000

PITCHER	IP	WLS	BF	H	R	ER	SO	BB	IBB	HBP	BLK	WP	HR	S	P	ERA	WHIP

Batter	1	2	3	4	5	6	7	8	9	AB	R	H	RBI	BB	SO	LOB
6 Chris Duffy, L (1, 8) OBP: 0.295, SLG: 0.312	C B B X 2-1 2 1B 2B	C B F S 1-3 ② K	B X 1-0 ③ F8			F S D C 1-3 ③ K				4	0	1	0	0	2	2
2 Jack Wilson, R (1, 6) OBP: 0.318, SLG: 0.379	L B X 1-1 12 FC1-6 2-3 1B	F B B B X 3-1 ③ P2				C B X 1-1 WP 1B		B X 1-0 ① G6-3		4	0	2	0	0	0	0
12 Freddy Sanchez, R (1, 4) OBP: 0.378, SLG: 0.476	C X 0-1 ① FC1-6 G6-4-3 1-2f			X 0-0 ① G5-3		B F 1 SAFE B X 2-1 ① F8		B X 1-0 ② G6-3		4	0	0	0	0	0	3
Jason Bay, R (1, 7) OBP: 0.389, SLG: 0.527	B S F F B B X 3-2 ② ③ G6-4-3 1-2f			C B S X 1-2 ② G6-3		C C X 0-2 ② F7		X 0-0 ③ G5-3		4	0	0	0	0	0	3
Xavier Nady, R (1, 9) OBP: 0.353, SLG: 0.480		C B B X 2-1 ① G5-3		B B B C X 3-1 1B		B B B B 4-0 1-2 BB			B F X 1-1 ① L8	3	0	1	0	1	0	0
41 Ryan Doumit, S (1, 3) OBP: 0.301, SLG: 0.371		B S C B X 2-2 HR		C S F B B F B S 3-3 ③ K		B X 1-0 ③ G3-1			S C B X 1-2 ② G3-1	4	1	1	1	0	1	3
26 Ronny Paulino, R (1, 2) OBP: 0.369, SLG: 0.400 Carlos Maldonado, R (8, 2) OBP: 1.000, SLG: 1.000		B B S F X 2-2 ② G6-3			X 0-0 45 SH1-4 1B		X 0-0 SH1 1B		X 0-0 HBP 1B	3 1	0 0	2 1	0 0	0 0	0 0	0 0
José Bautista, R (1, 5) OBP: 0.342, SLG: 0.429		C B B S B C 3-3 ③ K			S S S 0-3 ① K		X 0-0 ① SH1 1-2		F F H 1-2 HBP	2	0	0	0	0	2	1
45 Ian Snell, R (1, 1) OBP: 0.102, SLG: 0.085 Joe Randa, R (7, PH) OBP: 0.308, SLG: 0.372 59 Brian Rogers, R (7, 1) 36 Juan Pablo Perez, R (7, 1) 44 Josh Sharpless, R (7, 1) 10 Rajai Davis, R (9, PH) OBP: 0.273, SLG: 0.300			C F C 0-3 ① K		X 0-0 ② SH1-4 1-2		F B X 1-1 ② G1-3		B X 1-0 ③ G4-3	1 1 0 0 0 0 1	0 0 0 0 0 0 0	0 0 0 0 0 0 0	0 0 0 0 0 0 0	1 0 0 0 0 0 0	0 0 0 0 0 0 0	0 1 0 0 0 0 2
Inning Stats	R: 0 H: 2 E: 0 LOB: 1 K: 0 BB: 0 S: 10 P: 16	R: 1 H: 1 E: 0 LOB: 0 K: 1 BB: 0 S: 11 P: 20	R: 0 H: 0 E: 0 LOB: 0 K: 2 BB: 0 S: 8 P: 12	R: 0 H: 1 E: 0 LOB: 1 K: 1 BB: 0 S: 11 P: 18	R: 0 H: 1 E: 0 LOB: 1 K: 1 BB: 0 S: 6 P: 7	R: 0 H: 1 E: 0 LOB: 2 K: 0 BB: 1 S: 8 P: 16	R: 0 H: 1 E: 0 LOB: 1 K: 1 BB: 0 S: 7 P: 9	R: 0 H: 0 E: 0 LOB: 0 K: 0 BB: 0 S: 3 P: 5	R: 0 H: 1 E: 0 LOB: 2 K: 0 BB: 0 S: 9 P: 13	1B: 6 SF: 0 2B: 1 SAC: 2 3B: 0 DP: 1 HR: 1 HBP: 1						WP: 1 PA: 36 PB: 0 SB: 0 CS: 0

TOP

Pittsburgh Pirates @ Cincinnati Reds

Great American Ball Park, Cincinnati, OH

Fri Sep 08 2006, 7:10 PM EDT
Att. 17,632 - Partly Cloudy - 82 F

livebaseballscorecards.com

AB	32
R	1
H	8
RBI	1
BB	1
SO	6
LOB	15

PITCHER		IP	WLS	BF	H	R	ER	SO	BB	IBB	HBP	BLK	WP	HR	S	P	ERA	WHIP
Kyle Lohse, R ERA: 5.35	(1, 1)	7.0	W	28	7	1	1	6	1	0	0	0	1	1	61	98	1.29	1.143
56 Todd Coffey, R ERA: 3.54	(8, 1)	1.0		3	0	0	0	0	0	0	0	0	0	0	3	5	0.00	0.000
38 Gary Majewski, R ERA: 4.73	(9, 1)	1.0		5	1	0	0	0	0	0	1	0	0	0	9	13	0.00	1.000

PITCHER	IP	WLS	BF	H	R	ER	SO	BB	IBB	HBP	BLK	WP	HR	S	P	ERA	WHIP

Pittsburgh Pirates @ Cincinnati Reds

Great American Ball Park, Cincinnati, OH

Fri Sep 08 2006, 7:10 PM EDT
Att. 17,632 - Partly Cloudy - 82 F

BOTTOM

Batter	1	2	3	4	5	6	7	8	9	AB	R	H	RBI	BB	SO	LOB
6 Ryan Freel, R (1, 8) OBP: 0.370, SLG: 0.410	HR		G4-3		G6-3 1B	1B	BB			4	1	3	1	1	0	0
Scott Hatteberg, L (1, 3) OBP: 0.400, SLG: 0.469	F8		12 FC5 BB		G6-3 1-2f	F7	1B			4	0	1	2	1	0	3
Rich Aurilia, R (1, 6) OBP: 0.349, SLG: 0.534 56 Todd Coffey, R (8, 1) 38 Gary Majewski, R (9, 1)	FC3-6 1B		F9		1B	HR 1B	G5-3			5 0 0	1 0 0	3 0 0	0 0 0	0 0 0	0 0 0	3 0 0
Adam Dunn, L (1, 7) OBP: 0.371, SLG: 0.527 9 Juan Castro, R (8, 6) OBP: 0.275, SLG: 0.350 (9, 5)	FC3-6 1-2f		12 FC5 BB		F8	HR	F9			3 1	1 0	1 0	2 0	1 0	0 0	2 0
12 Edwin Encarnación, R (1, 5) OBP: 0.376, SLG: 0.512 Ray Olmedo, S (8, PH) OBP: 0.350, SLG: 0.389 (9, 6)	L6		FC5 1-2 2-3f			HR HBP	1B SF9 1B	G4-3		3 1	2 0	1 0	0 0	0 0	0 0	3 0
Javier Valentin, S (1, 2) OBP: 0.302, SLG: 0.433		K		HR		1-H HR	27 FC4-6 4 1B 1B	BB		4	3	3	3	1	1	0
Todd Hollandsworth, L (1, 9) OBP: 0.270, SLG: 0.421 Norris Hopper, R (7, PH) OBP: 0.500, SLG: 0.500 (8, 9)	K		F7			FC1-6 BB	SF9 3-H	1-2 BB		2 0	0 0	0 0	0 1	1 1	1 0	0 0
4 Brandon Phillips, R (1, 4) OBP: 0.337, SLG: 0.442	K		F7			K	27 FC4-6 1-2 1B	G5-3		5	0	1	0	0	2	3
Kyle Lohse, R (1, 1) OBP: 0.176, SLG: 0.176 27 Chris Denorfia, R (7, PH) OBP: 0.306, SLG: 0.255 (8, 7)	G6-3		K			FC1-6 6 1B 1-2f	FC4-6 6 BB 1B 1-2f 2-3			3 1	0 1	0 0	0 0	0 0	1 0	2 2
Inning Stats	R: 1 H: 2 E: 0 LOB: 1 K: 0 BB: 0 S: 11 P: 19	R: 0 H: 0 E: 0 LOB: 1 K: 3 BB: 0 S: 11 P: 15	R: 0 H: 0 E: 0 LOB: 2 K: 0 BB: 2 S: 6 P: 18	R: 1 H: 1 E: 0 LOB: 0 K: 1 BB: 0 S: 9 P: 15	R: 0 H: 2 E: 0 LOB: 1 K: 0 BB: 0 S: 8 P: 13	R: 2 H: 2 E: 0 LOB: 2 K: 1 BB: 1 S: 14 P: 25	R: 5 H: 6 E: 0 LOB: 2 K: 0 BB: 1 S: 22 P: 30	R: 0 H: 0 E: 0 LOB: 2 K: 0 BB: 2 S: 4 P: 14		1B: 9 SF: 1 2B: 0 SAC: 0 3B: 0 DP: 1 HR: 4 HBP: 1						

livebaseballscorecards.com

AB	36
R	9
H	13
RBI	9
BB	6
SO	5
LOB	18

WP: 1 PA: 44
PB: 0
SB: 0
CS: 0

PITCHER		IP	WLS	BF	H	R	ER	SO	BB	IBB	HBP	BLK	WP	HR	S	P	ERA	WHIP
45 Ian Snell, R ERA: 4.88	(1, 1)	6.0	L	29	7	4	4	5	3	0	1	0	1	3	59	105	6.00	1.667
59 Brian Rogers, R ERA: 13.5	(7, 1)	0.0		4	4	4	4	0	0	0	0	0	0	1	8	8	∞	∞
36 Juan Pablo Perez, L ERA: 9.0	(7, 1)	0.2		5	2	1	1	0	1	0	0	0	0	0	11	17	13.50	4.500
44 Josh Sharpless, R ERA: 1.35	(7, 1)	1.1		6	0	0	0	0	2	0	0	0	0	0	7	19	0.00	1.500

PITCHER	IP	WLS	BF	H	R	ER	SO	BB	IBB	HBP	BLK	WP	HR	S	P	ERA	WHIP

Batter	1	2	3	4	5	6	7	8	9	AB	R	H	RBI	BB	SO	LOB
6 Chris Duffy, L (1, 8) OBP: 0.298, SLG: 0.324	C F C 0-3 ① K		B X 1-0 12 G6-3 3B		C F F X 0-2 2 FC5-4 1B		B X 1-0 ② G3 3-H		X 0-0 ① SH1-3 1-2	4	1	2	1	0	1	0
2 Jack Wilson, R (1, 6) OBP: 0.317, SLG: 0.376	C B B F F X 2-2 ② G1-3		C B D X 2-1 ① P6		B X 1-0 ① FC5-4 12 F9-3 1-2f		X 0-0 ③ B2-3		C B C B D F B 4-2 2B BB	4	1	0	0	1	0	2
12 Freddy Sanchez, R (1, 5) OBP: 0.376, SLG: 0.473	X 0-0 ③ L9		C S B F X 1-2 ② G6-3 3-H		B S X 1-1 ②③ F9-3 1-1			B B X 2-0 26 WP BB 26 1B 1B	C X 0-1 ② F9	5	1	1	1	0	0	3
Jason Bay, R (1, 7) OBP: 0.391, SLG: 0.534		C B B B X 3-1 HR	C S X 0-2 ③ G3			C B B S S 2-3 ① K		B S T B F F B 4-2 26 1B 1-2 BB	B F S B X 2-2 1-H 2-H 2B	4	1	2	3	1	1	0
Xavier Nady, R (1, 9) (8, 3) OBP: 0.355, SLG: 0.480		B X 1-0 26 1B 1B		S X 1-1 ① G5-3		C B X 1-1 41 G5-3 1B		X 0-0 ① B3	I I I I 4-0 IBB	4	0	2	0	1	0	2
41 Ryan Doumit, S (1, 3) OBP: 0.299, SLG: 0.396 34 John Grabow, L (8, 1) 16 Salomon Torres, R (8, 1) OBP: 0.200, SLG: 0.200		C X 0-1 ① P5		F B B B X 3-1 HR		B X 1-0 ② G5-3 1-2		F B X 1-1 ② F7	S F S 0-3 ③ K	4	1	1	1	0	0	4
										0	0	0	0	0	0	0
										1	0	0	0	0	1	2
26 Ronny Paulino, R (1, 2) OBP: 0.370, SLG: 0.401		B C B F F X 2-2 1-2 1B		B F F B S 2-3 ② K		B X 1-0 ③ G5-3		C B X 1-1 1-2 2-H 1B		4	0	2	1	0	1	1
Jose Castillo, R (1, 4) OBP: 0.314, SLG: 0.409	X 0-0 ② P4		C X 0-1 E4				B X 1-0 10 SH1-4 6 G3 2B	C B F S 1-3 ③ K		4	1	1	0	0	1	4
28 Paul Maholm, L (1, 1) OBP: 0.164, SLG: 0.115 10 Rajai Davis, R (7, PH) OBP: 0.273, SLG: 0.300 55 Matt Capps, R (7, 1) José Bautista, R (8, 9) OBP: 0.341, SLG: 0.428		S S S 0-3 ③ K		B B F F B S 3-3 ③ K			X 0-0 ① SH1-4 2-3		B X 1-0 E5 6 SH1-3 2B	2	0	0	0	0	2	3
										0	0	0	0	0	0	0
										0	0	0	0	0	0	0
										1	1	0	0	0	0	0
Inning Stats	R: 0 E: 0 K: 1 S: 8 H: 0 LOB: 0 BB: 0 P: 10	R: 1 E: 0 K: 1 S: 13 H: 3 LOB: 2 BB: 0 P: 19	R: 1 E: 0 K: 0 S: 10 H: 1 LOB: 0 BB: 0 P: 14	R: 1 E: 1 K: 2 S: 12 H: 1 LOB: 1 BB: 0 P: 21	R: 0 E: 0 K: 0 S: 7 H: 1 LOB: 0 BB: 0 P: 9	R: 0 E: 0 K: 1 S: 7 H: 1 LOB: 1 BB: 0 P: 12	R: 1 E: 0 K: 0 S: 4 H: 1 LOB: 0 BB: 0 P: 6	R: 1 E: 0 K: 1 S: 13 H: 2 LOB: 2 BB: 1 P: 22	R: 2 E: 1 K: 1 S: 13 H: 1 LOB: 2 BB: 2 P: 24	1B: 6 2B: 3 3B: 1 HR: 2	SF: 0 SAC: 2 DP: 1 HBP: 0						

TOP

Pittsburgh Pirates @ Cincinnati Reds

Great American Ball Park, Cincinnati, OH

Sat Sep 09 2006, 6:10 PM EDT

Att. 25,040 - Partly Cloudy - 84 F

livebaseballscorecards.com

AB	37
R	7
H	11
RBI	7
BB	3
SO	7
LOB	21

WP: 1 PB: 0 SB: 0 CS: 0 PA: 42

PITCHER		IP	WLS	BF	H	R	ER	SO	BB	IBB	HBP	BLK	WP	HR	S	P	ERA	WHIP
39 Aaron Harang, R ERA: 3.83	(1, 1)	7.0		29	8	4	4	5	0	0	0	0	0	2	61	91	5.14	1.143
56 Todd Coffey, R ERA: 3.62	(8, 1)	1.0	L	6	2	1	1	1	1	0	0	0	1	0	13	22	9.00	3.000
Ryan Franklin, R ERA: 4.54	(9, 1)	1.0		7	1	2	0	1	1	1	0	0	0	0	13	24	0.00	2.000

PITCHER		IP	WLS	BF	H	R	ER	SO	BB	IBB	HBP	BLK	WP	HR	S	P	ERA	WHIP

Pittsburgh Pirates @ Cincinnati Reds

Great American Ball Park, Cincinnati, OH

Sat Sep 09 2006, 6:10 PM EDT

Att. 25,040 - Partly Cloudy - 84 F

BOTTOM

Batter	1	2	3	4	5	6	7	8	9	AB	R	H	RBI	BB	SO	LOB
6 Ryan Freel, R (1, 8) OBP: 0.367, SLG: 0.406	C F F B B S 2-3 ① K	C F B S 1-3 ② K	B L F B S 2-3 ① K2-3	C C F X 0-2 ① SH1-3 2-3	C F B X 1-2 ② G5-3	4	0	0	0	0	3	0
Royce Clayton, R (1, 6) OBP: 0.306, SLG: 0.342	C B X 1-1 ② 2B 12 SF9 1B	C F B B B F B 4-2 BB	B B F F B S 3-3 ② K	F F B F B X 2-2 ② SF9 3-H	C B X 1-1 ③ F8	3	1	1	1	1	1	0
Rich Aurilia, R (1, 3) OBP: 0.353, SLG: 0.539	C X 0-1 1-3 2B	B B B C X 3-1 ③ L8	X 0-0 12 2B 1B	C B B B C X 2-2 1B		4	0	3	0	0	0	1
12 Edwin Encarnación, R (1, 5) OBP: 0.375, SLG: 0.513	X 0-0 ② SF9 3-H	C F B B F F S 2-3 ① K	B X 1-0 1-3 2B	X 0-0 ③ P2		3	0	1	1	0	1	1
Adam Dunn, L (1, 7) OBP: 0.371, SLG: 0.524	B B 2 F X SAFE 2-1 ③ G5-3	F C B B B B 4-2 4 HR BB	F B C B B S 2-3 ③ K	S B S B S 2-3 ① K		3	1	0	0	1	2	3
4 Brandon Phillips, R (1, 4) OBP: 0.337, SLG: 0.447	F C X 0-2 ① F8	L X 0-1 1-H HR	B X 1-0 ① G6-3	B X 1-0 ② F7		4	1	1	2	0	0	0
Norris Hopper, R (1, 9) OBP: 0.400, SLG: 0.375	C B X 1-1 ② G6-3	X 0-0 ② B3	C B X 1-1 ② F8	B F C X 1-2 1B		4	0	1	0	0	0	0
Jason LaRue, R (1, 2) OBP: 0.310, SLG: 0.320 26 David Ross, R (8, PH) OBP: 0.363, SLG: 0.611 Javier Valentin, S (8, PH) OBP: 0.300, SLG: 0.430 (9, 2)	C X 0-1 ③ G6-3	S B B B C B X 3-2 1B	B X 1-0 ③ G4-3	C B 1 SAFE C 1 SAFE B X 2-2 ③ G3		3 0 1	0 0 0	1 0 0	0 0 0	0 0 0	0 0 0	0 0 1
39 Aaron Harang, R (1, 1) OBP: 0.154, SLG: 0.127 Dewayne Wise, L (7, PH) OBP: 0.200, SLG: 0.267 56 Todd Coffey, R (8, 1) Ryan Franklin, R (9, 1) Scott Hatteberg, L (9, PH) OBP: 0.399, SLG: 0.468	X 0-0 ① L8	X 0-0 ③ P3	C F B X 1-2 6 SH1-3 SF9 2B	C B F F B B X 2-2 ① L9		2 1 0 0 1	0 1 0 0 0	0 1 0 0 0	0 0 0 0 0	1 0 0 0 0	0 0 0 0 0	1 0 0 0 0
Inning Stats	R: 1 H: 2 E: 0 LOB: 1 K: 1 BB: 0 S: 11 P: 16	R: 0 H: 0 E: 0 LOB: 0 K: 0 BB: 0 S: 7 P: 8	R: 0 H: 0 E: 0 LOB: 1 K: 1 BB: 1 S: 9 P: 17	R: 2 H: 2 E: 0 LOB: 1 K: 1 BB: 1 S: 14 P: 23	R: 0 H: 2 E: 0 LOB: 2 K: 3 BB: 0 S: 12 P: 20	R: 0 H: 0 E: 0 LOB: 0 K: 0 BB: 0 S: 4 P: 7	R: 1 H: 2 E: 0 LOB: 1 K: 0 BB: 0 S: 15 P: 20	R: 0 H: 1 E: 0 LOB: 1 K: 1 BB: 0 S: 10 P: 16	R: 0 H: 0 E: 0 LOB: 0 K: 0 BB: 0 S: 9 P: 13	1B: 5 2B: 3 3B: 0 HR: 1	SF: 2 SAC: 1 DP: 0 HBP: 0			WP: 0 PB: 0 SB: 0 CS: 0	PA: 38		

livebaseballscorecards.com

AB	33
R	4
H	9
RBI	4
BB	2
SO	7
LOB	7

PITCHER	IP	WLS	BF	H	R	ER	SO	BB	IBB	HBP	BLK	WP	HR	S	P	ERA	WHIP
28 Paul Maholm, L (1, 1) ERA: 4.9	6.0		26	6	3	3	6	2	0	0	0	0	1	57	91	4.50	1.333
55 Matt Capps, R (7, 1) ERA: 3.75	1.0	W	5	2	1	1	0	0	0	0	0	0	0	15	20	9.00	2.000
34 John Grabow, L (8, 1) ERA: 4.04	0.2	H	3	1	0	0	1	0	0	0	0	0	0	7	11	0.00	1.500
16 Salomon Torres, R (8, 1) ERA: 3.42	1.1	S	4	0	0	0	0	0	0	0	0	0	0	12	18	0.00	0.000

PITCHER	IP	WLS	BF	H	R	ER	SO	BB	IBB	HBP	BLK	WP	HR	S	P	ERA	WHIP

Pittsburgh Pirates @ Cincinnati Reds

Great American Ball Park, Cincinnati, OH

Sun Sep 10 2006, 1:15 PM EDT

Att. 20,731 - Partly Cloudy - 77 F

livebaseballscorecards.com

Batter	1	2	3	4	5	6	7	8	9	AB	R	H	RBI	BB	SO	LOB
6 Chris Duffy, L (1, 8) OBP: 0.297, SLG: 0.322	C S B F B X 2-2 ① G4-3		B X 1-0 ③ F9			B B S X 2-1 12 WP 2 1B 12 1B 1B			C F F B F B X 2-2 ① G3	4	1	1	0	0	0	0
2 Jack Wilson, R (1, 6) OBP: 0.318, SLG: 0.377	C T F B S 1-3 ② K			X 0-0 ① F9		B 1 SAFE B C F F X 2-2 12 WP 12 1B 1-2 1B			B B C X 2-1 FC5-4 1B	4	1	2	0	0	1	0
12 Freddy Sanchez, R (1, 5) OBP: 0.377, SLG: 0.473	B C B C F B F H 4-2 HBP			C B X 1-1 ② G6-3		B F B B C X 3-2 ③ 1-H 2-H 1B			F X 0-1 ② F7	3	0	1	2	0	0	1
Jason Bay, R (1, 7) OBP: 0.388, SLG: 0.530	B B C F S 2-3 ③ K			X 0-0 ③ G5-3			X 0-0 ① G6-3		B B F X 2-1 ③ FC5-4 1-2f	4	0	0	0	0	1	2
41 Ryan Doumit, S (1, 3) OBP: 0.300, SLG: 0.394		C F X 0-2 ① L3			F X 0-1 G6-4-3 1B		C C B B X 2-2 ② G1-3			3	0	1	0	0	0	0
Xavier Nady, R (1, 9) OBP: 0.353, SLG: 0.476		C X 0-1 ② F7			B F S X 1-2 ① ② 1-2f G6-4-3		B C B X 2-1 ③ P3			3	0	0	0	0	0	1
Jose Castillo, R (1, 4) OBP: 0.312, SLG: 0.407		B C F F F F X 1-2 ③ G2			C B X 1-1 ③ G6-3			S C F F B F S 1-3 ① K		3	0	0	0	0	1	0
Carlos Maldonado, R (1, 2) OBP: 0.250, SLG: 0.250			B C X 1-1 ① F8			C C C 0-3 ① K		B F S S S 1-3 ② K		3	0	0	0	0	2	0
27 Shane Youman, L (1, 1) 44 Josh Sharpless, R (6, 1) José Bautista, R (8, PH) OBP: 0.340, SLG: 0.427 54 Jonah Bayliss, R (8, 1)			B C S S S 1-3 ② K			B F F C 1-3 ② K		B C B C B X 3-2 ③ P6		2 0 1 0	0 0 0 0	0 0 0 0	0 0 0 0	0 0 0 0	2 0 0 0	0 0 0 0
Inning Stats	R: 0 E: 0 K: 2 S: 15 H: 0 LOB: 1 BB: 0 P: 24	R: 0 E: 0 K: 0 S: 10 H: 0 LOB: 0 BB: 0 P: 11	R: 0 E: 0 K: 1 S: 6 H: 0 LOB: 0 BB: 0 P: 9	R: 0 E: 0 K: 0 S: 4 H: 0 LOB: 0 BB: 0 P: 5	R: 0 E: 0 K: 0 S: 7 H: 1 LOB: 0 BB: 0 P: 9	R: 2 E: 0 K: 2 S: 15 H: 3 LOB: 1 BB: 0 P: 23	R: 0 E: 0 K: 0 S: 6 H: 0 LOB: 0 BB: 0 P: 10	R: 0 E: 0 K: 2 S: 12 H: 0 LOB: 0 BB: 0 P: 17	R: 0 E: 0 K: 0 S: 11 H: 1 LOB: 1 BB: 0 P: 17	1B: 5 2B: 0 3B: 0 HR: 0 SF: 0 SAC: 0 DP: 1 HBP: 1						

PITCHER		IP	WLS	BF	H	R	ER	SO	BB	IBB	HBP	BLK	WP	HR	S	P	ERA	WHIP
61 Bronson Arroyo, R ERA: 3.29	(1, 1)	8.0	W	27	4	2	2	7	0	0	1	0	1	0	75	108	2.25	0.500
Scott Schoeneweis, L ERA: 5.4	(9, 1)	1.0	S	4	1	0	0	0	0	0	0	0	0	0	11	17	0.00	1.000

PITCHER	IP	WLS	BF	H	R	ER	SO	BB	IBB	HBP	BLK	WP	HR	S	P	ERA	WHIP

AB	30
R	2
H	5
RBI	2
BB	0
SO	7
LOB	4

WP: 1 PA: 31
PB: 0
SB: 0
CS: 0

Batter	1	2	3	4	5	6	7	8	9	AB	R	H	RBI	BB	SO	LOB
Norris Hopper, R (1, 8) OBP: 0.462, SLG: 0.400	BBBCCFFB 4-2 G6-4-3 BB		X 0-0 ① SH1-3 2-3		B X 1-0 1B		SSFBFBX 2-2 ① P4			2	0	1	0	1	0	0
Royce Clayton, R (1, 6) OBP: 0.306, SLG: 0.343	BX 1-0 ① P6		X 0-0 ② G6-3		BCFX 1-2 ③ G4-3		CFBFX 1-2 1B 2B			4	1	1	0	0	0	3
Rich Aurilia, R (1, 3) OBP: 0.356, SLG: 0.539	CFFBX 1-2 ②③ G6-4-3 1-2f		BBBB 4-0 BB			BBBB 4-0 12 1B 1B BB	X 0-0 12 S 2-H 1B			2	1	1	1	2	0	1
12 Edwin Encarnación, R (1, 5) OBP: 0.373, SLG: 0.510 9 Juan Castro, R (9, 5) OBP: 0.275, SLG: 0.350		CBBFX 2-2 ① G3	FBFX 1-2 ③ G5-3			CBX 1-1 1B 26 SF7 1-2 1B	FBFBBS 3-3 ② K 1-2			4 0	1 0	1 0	0 0	0 0	1 0	3 0
Adam Dunn, L (1, 7) OBP: 0.372, SLG: 0.523 Dewayne Wise, L (8, 7) OBP: 0.200, SLG: 0.267		CCBBBX 3-2 ② L8		CBX 1-1 ① F7		BCX 1-1 26 SF7 4 1B 1-3 2-H 1B	IIII 4-0 IBB			3 0	1 0	1 0	1 0	1 0	0 0	0 0
26 David Ross, R (1, 2) OBP: 0.361, SLG: 0.605		BBBB 4-0 4 1B BB		SCFX 0-2 ② P4		BBX 2-0 ① SF7 1-2 3-H	X 0-0 ③ P5			2	0	0	1	1	0	2
4 Brandon Phillips, R (1, 4) OBP: 0.338, SLG: 0.447		BFX 1-1 1-2 1B		FBSFBX 2-2 ③ G6-3		SCFDX 1-2 27 S 2-H 1B	FBFBX 2-2 ① F8			4	0	2	1	0	0	0
27 Chris Denorfia, R (1, 9) OBP: 0.288, SLG: 0.237		FFBFX 1-2 ③ G4-3			FBFBS 2-3 ① K	CFFS 0-3 ② K 1-2	X 0-0 ② G6-3			4	0	0	0	0	2	3
61 Bronson Arroyo, R (1, 1) OBP: 0.160, SLG: 0.250 Todd Hollandsworth, L (8, PH) OBP: 0.269, SLG: 0.419 Scott Schoeneweis, L (9, 1)			CBX 1-1 SH1-3 2B		X 0-0 ② F7	CCX 0-2 ③ G5-3	BFFX 1-2 ③ G3			3 1 0	0 0 0	1 0 0	0 0 0	0 0 0	0 0 0	1 0 0
Inning Stats	R: 0 E: 0 K: 0 S: 10 H: 0 LOB: 0 BB: 1 P: 16	R: 0 E: 0 K: 0 S: 12 H: 1 LOB: 2 BB: 1 P: 23	R: 0 E: 0 K: 0 S: 7 H: 1 LOB: 2 BB: 1 P: 13	R: 0 E: 0 K: 0 S: 10 H: 0 LOB: 0 BB: 0 P: 13	R: 0 E: 0 K: 1 S: 8 H: 1 LOB: 1 BB: 0 P: 12	R: 3 E: 0 K: 1 S: 16 H: 3 LOB: 1 BB: 1 P: 25	R: 1 E: 0 K: 1 S: 14 H: 2 LOB: 2 BB: 1 P: 24	R: 0 E: 0 K: 0 S: 7 H: 0 LOB: 0 BB: 0 P: 10		1B: 6 2B: 2 3B: 0 HR: 0	SF: 1 SAC: 1 DP: 1 HBP: 0					

PITCHER		IP	WLS	BF	H	R	ER	SO	BB	IBB	HBP	BLK	WP	HR	S	P	ERA	WHIP
27 Shane Youman, L ERA: 5.06	(1, 1)	5.1	L	24	5	3	3	1	4	0	0	0	0	0	52	90	5.06	1.688
44 Josh Sharpless, R ERA: 2.16	(6, 1)	1.2		9	3	1	1	2	0	1	0	0	0	0	25	36	5.40	1.800
54 Jonah Bayliss, R ERA: 5.4	(8, 1)	1.0		3	0	0	0	0	0	0	0	0	0	0	7	10	0.00	0.000

PITCHER	IP	WLS	BF	H	R	ER	SO	BB	IBB	HBP	BLK	WP	HR	S	P	ERA	WHIP

BOTTOM

Pittsburgh Pirates @ Cincinnati Reds

Great American Ball Park, Cincinnati, OH

Sun Sep 10 2006, 1:15 PM EDT

Att. 20,731 - Partly Cloudy - 77 F

livebaseballscorecards.com

AB	29
R	4
H	8
RBI	4
BB	5
SO	3
LOB	13

WP: 0 PB: 0 SB: 2 CS: 0 PA: 36

Batter	1	2	3	4	5	6	7	8	9	10	11	AB	R	H	RBI	BB	SO	LOB
Mike Cameron, R (1, 8) OBP: 0.348, SLG: 0.470	C B B F X 2-2 ① F9		C F X 1-2 ① G4-3		C B B C X 2-2 ② F9	C X 0-1 ③ F8			C B B C B S 3-3 ② K		B F B C B B 4-2 S BB	5	0	0	0	1	1	1
24 Brian Giles, L (1, 9) OBP: 0.379, SLG: 0.395	B B C X 2-1 ② G3-1		B C X 1-1 ② P5		B B B C C B 4-2 FC5-4 BB		X 0-0 ① G4-3		B F B B B 4-1 FC6-4 BB		B X 1-0 ② F7	4	0	0	0	2	0	1
Josh Barfield, R (1, 4) OBP: 0.320, SLG: 0.424	C B C F B B F X 3-2 ③ G5-3		X 0-0 ③ G6-3		X 0-0 ③ FC5-4 1-2f		B F B F S 2-3 ② K		B F X 1-1 ③ FC6-4 1-2f		C B I I I 4-1 1-2 IBB	5	0	0	0	1	1	2
Mike Piazza, R (1, 2) OBP: 0.339, SLG: 0.504 Rob Bowen, S (7, 2) OBP: 0.327, SLG: 0.356		C X 0-1 HR		C B X 1-1 F9 23 1B		C C S 0-3 ① K	B X 1-0 ③ G6-3			B F X 1-1 ① F8	C S B S 1-3 ③ K	4	1	2	1	0	1	0
												2	0	0	0	0	1	2
Ben Johnson, R (1, 7) OBP: 0.333, SLG: 0.427 Dave Roberts, L (10, PH) OBP: 0.369, SLG: 0.412 (10, 7)		B F F F B X 2-2 2B		C C S 0-3 ① K		B B X 2-0 E5 23 2B 1B		C B X 1-1 ① G6-3		C B F B B X 3-2 ② G4-3		4	1	2	0	0	1	1
												1	0	0	0	0	0	0
23 Adrián González, L (1, 3) OBP: 0.344, SLG: 0.486 34 Russell Branyan, L (10, 5) OBP: 0.313, SLG: 0.502	B X 1-0 ① F8		F X 0-1 ① 1-2 1B			D F F B X 2-2 18 2B 2-H 2B		B F X 1-1 FC6-4 1B		B B F X 2-1 BB 1B		5	1	4	1	0	0	1
												0	0	0	0	0	0	0
Mark Bellhorn, S (1, 5) OBP: 0.286, SLG: 0.345 (10, 3)	C B F B F X 2-2 ② P3		S B X 1-1 ② F9 2-3			B X 1-0 ② F8		C X 0-1 ② FC6-4 1-2f		B F S D B B 4-2 1-2 BB		4	0	0	0	1	0	5
Manny Alexander, R (1, 6) 18 Paul McAnulty, L (6, PH) OBP: 0.000, SLG: 0.000 43 Cla Meredith, R (6, 1) Alan Embree, L (7, 1) Jon Knott, R (8, PH) Scott Linebrink, R (8, 1) Jon Adkins, L (9, 1) Todd Walker, L (10, PH) 28 Josh Bard, S (10, PH) OBP: 0.364, SLG: 0.545 26 Doug Brocail, L (10, 1)	I I I I 4-0 IBB		B F X 2-1 G5-3			B B S F B F F X 3-2 8 1B 2-H 2B		X 0-0 F9		F B B B X 3-1 G6-3		1	0	0	0	1	0	2
												1	1	1	1	0	0	0
												0	0	0	0	0	0	0
												0	0	0	0	0	0	0
												1	0	0	0	0	1	0
												0	0	0	0	0	0	0
												0	0	0	0	0	0	0
												0	0	0	0	0	0	0
												1	0	0	0	0	0	2
												0	0	0	0	0	0	0
32 Chris Young, R (1, 1) OBP: 0.149, SLG: 0.234 8 Termmel Sledge, L (6, PH) OBP: 0.333, SLG: 0.415 Geoff Blum, S (6, 6) OBP: 0.282, SLG: 0.347		S S S 1-3 ③ K			B C C B F F B F S 3-3 ① K	X 0-0 2-H 1B			B C B C B X 3-2 ① F7		B X 1-0 ① G5-3	2	0	0	0	0	2	2
												1	0	1	1	0	0	0
												2	0	0	0	0	0	0
Inning Stats	R: 0 E: 0 K: 0 S: 10 H: 0 LOB: 0 BB: 0 P: 17	R: 1 E: 0 K: 1 S: 14 H: 2 LOB: 2 BB: 1 P: 24	R: 0 E: 0 K: 0 S: 6 H: 0 LOB: 0 BB: 0 P: 8	R: 0 E: 0 K: 1 S: 11 H: 2 LOB: 2 BB: 0 P: 15	R: 0 E: 0 K: 1 S: 12 H: 0 LOB: 1 BB: 1 P: 21	R: 3 E: 1 K: 1 S: 16 H: 4 LOB: 1 BB: 0 P: 24	R: 0 E: 0 K: 1 S: 5 H: 0 LOB: 0 BB: 0 P: 8	R: 0 E: 0 K: 0 S: 7 H: 1 LOB: 1 BB: 0 P: 9	R: 0 E: 0 K: 1 S: 9 H: 0 LOB: 1 BB: 1 P: 20	R: 0 E: 0 K: 0 S: 11 H: 1 LOB: 2 BB: 1 P: 24	R: 0 E: 0 K: 1 S: 8 H: 0 LOB: 2 BB: 2 P: 19	1B: 6 2B: 3 3B: 0 HR: 1	SF: 0 SAC: 0 DP: 0 HBP: 0					

PITCHER		IP	WLS	BF	H	R	ER	SO	BB	IBB	HBP	BLK	WP	HR	S	P	ERA	WHIP
22 Eric Milton, L ERA: 4.84	(1, 1)	5.0		21	4	1	1	3	1	1	0	0	0	1	53	85	1.80	1.000
Ryan Franklin, R ERA: 4.88	(6, 1)	0.2	B	5	3	3	3	1	0	0	0	0	0	0	13	21	40.50	4.500
Rheal Cormier, L ERA: 2.31	(6, 1)	0.2		3	1	0	0	0	0	0	0	0	0	0	4	4	0.00	1.500
56 Todd Coffey, R ERA: 3.58	(7, 1)	0.2		2	0	0	0	1	0	0	0	0	0	0	4	7	0.00	0.000
45 Bill Bray, L ERA: 4.08	(8, 1)	1.0		4	1	0	0	0	0	0	0	0	0	0	7	9	0.00	1.000

PITCHER		IP	WLS	BF	H	R	ER	SO	BB	IBB	HBP	BLK	WP	HR	S	P	ERA	WHIP
25 David Weathers, R ERA: 3.88	(9, 1)	1.2		8	1	0	0	1	2	0	0	0	0	0	18	39	0.00	1.800
Scott Schoeneweis, L ERA: 5.25	(10, 1)	1.1	W	6	0	0	0	1	1	1	0	0	0	0	10	24	0.00	0.750

TOP

San Diego Padres @ Cincinnati Reds

Great American Ball Park, Cincinnati, OH

Tue Sep 12 2006, 7:10 PM EDT

Att. 15,820 - Rain - 68 F

livebaseballscorecards.com

AB	43
R	4
H	10
RBI	4
BB	6
SO	7
LOB	20

WP: 0	PB: 0	SB: 1	CS: 0
PA: 49			

Batter	1	2	3	4	5	6	7	8	9	10	11	AB	R	H	RBI	BB	SO	LOB
6 Ryan Freel, R (1, 8) OBP: 0.367, SLG: 0.407	C B F C 1-3 K		C F X 0-2 1-3 HR 2B		B B C X 2-1 F9		B B C X 2-1 G5-3		B B B B 4-0 G4-6-3 BB			4	1	1	0	1	1	0
Scott Hatteberg, L (1, 3) OBP: 0.395, SLG: 0.462 Scott Schoeneweis, L (10, 1)	C X 0-1 E6 S		B B C X 2-1 P6		B C F X 1-2 F8		C B C F B X 2-2 F7		B C B B C X 3-2 1-2f G4-6-3			5 0	0 0	0 0	0 0	0 0	0 0	4 0
Rich Aurilia, R (1, 6) OBP: 0.354, SLG: 0.542 (10, 3)	B B T F F S 2-3 1-2 K		B F F B D X 3-2 2-H 3-H HR		C B X 1-1 G5-3		F X 0-1 L4		B F B X 2-1 G6-3			5	1	1	3	0	1	1
12 Edwin Encarnación, R (1, 5) OBP: 0.376, SLG: 0.513	X 0-0 F9		B B C B C B 4-2 BB		B F C B X 2-2 4 1B 2B		B C B C B F X 3-2 4 S 1B 4 FC4-6 1B		T F X 0-2 F8			4	1	2	0	1	0	1
Adam Dunn, L (1, 7) OBP: 0.373, SLG: 0.522		C B S B S 2-3 K	S 1 SAFE S T 0-2 K		I I I I 4-0 4 1B IBB		X 0-0 4 FC4-6 1-2 1B		B B C B B 4-1 BB			3	0	1	0	2	2	1
4 Brandon Phillips, R (1, 4) OBP: 0.336, SLG: 0.445	B X 1-0 F7	X 0-0 G6-3			F B B B C X 2-2 1-2 2-3 1B		C B B C X 2-2 1-2f 2-H FC4-6		S B S S B S 2-3 K			5	0	1	1	0	1	2
Norris Hopper, R (1, 9) OBP: 0.400, SLG: 0.333 Todd Hollandsworth, L (6, PH) OBP: 0.266, SLG: 0.415 (7, 9) 25 David Weathers, R (9, 1) 9 Juan Castro, R (10, 6) OBP: 0.274, SLG: 0.348	F X 0-1 L8	B C S F C 1-3 K			F X 0-1 L8		F 1 SAFE F B S 1-3 K2-3		C F X 0-2 G4-3			2 2 0 1	0 0 0 0	0 0 0 0	0 0 0 0	0 0 0 0	1 1 0 0	0 4 0 0
26 David Ross, R (1, 2) OBP: 0.359, SLG: 0.599 Javier Valentin, S (6, PH) OBP: 0.302, SLG: 0.431 (7, 2) 27 Chris Denorfia, R (9, PR) OBP: 0.288, SLG: 0.237 Jason LaRue, R (10, 2) OBP: 0.313, SLG: 0.341		T S X 1-2 F8	S S S 0-3 K		F F F S 0-3 K				X 0-0 SH1-4 1B		S X 0-1 HR	2 2 0 1	0 0 0 1	0 1 0 1	0 0 0 1	0 1 0 1	1 3 0 1	0 0 0 1
22 Eric Milton, L (1, 1) OBP: 0.250, SLG: 0.327 Brendan Harris, R (5, PH) OBP: 0.324, SLG: 0.303 Ryan Franklin, R (6, 1) Rheal Cormier, L (6, 1) 56 Todd Coffey, R (7, 1) Ray Olmedo, S (7, PH) OBP: 0.333, SLG: 0.368 45 Bill Bray, L (8, 1) Dewayne Wise, L (9, 9) OBP: 0.200, SLG: 0.267			B B B B 4-0 6 2B HR BB	B B C S S 2-3 K		C B F F X 1-2 G6-3		L X 0-1 1-2 SH1-4			0 1 0 0 0 1 0 0	1 0 0 0 0 0 0 0	0 0 0 0 0 0 0 0	0 0 0 0 0 0 0 0	1 0 0 0 0 0 0 0	0 1 0 0 0 0 0 0	0 0 0 0 0 0 0 0
Inning Stats	R: 0 H: 0 E: 1 LOB: 1 K: 2 BB: 0 S: 10 P: 13	R: 0 H: 0 E: 0 LOB: 0 K: 1 BB: 0 S: 6 P: 9	R: 3 H: 2 E: 0 LOB: 1 K: 1 BB: 2 S: 16 P: 30	R: 0 H: 0 E: 0 LOB: 0 K: 2 BB: 0 S: 8 P: 9	R: 0 H: 0 E: 0 LOB: 0 K: 1 BB: 0 S: 8 P: 13	R: 0 H: 2 E: 0 LOB: 3 K: 1 BB: 1 S: 14 P: 23	R: 0 H: 0 E: 0 LOB: 0 K: 0 BB: 0 S: 10 P: 15	R: 1 H: 2 E: 0 LOB: 1 K: 1 BB: 0 S: 13 P: 19	R: 0 H: 1 E: 0 LOB: 2 K: 0 BB: 1 S: 6 P: 13	R: 0 H: 0 E: 0 LOB: 1 K: 1 BB: 0 S: 9 P: 17	R: 1 H: 1 E: 0 LOB: 0 K: 0 BB: 0 S: 5 P: 5	1B: 4 2B: 2 3B: 0 HR: 2	SF: 0 SAC: 1 DP: 1 HBP: 0			WP: 0 PB: 0 SB: 2 CS: 0	PA: 44	

PITCHER		IP	WLS	BF	H	R	ER	SO	BB	IBB	HBP	BLK	WP	HR	S	P	ERA	WHIP
32 Chris Young, R ERA: 3.77	(1, 1)	5.0		20	2	3	3	7	2	0	0	0	0	1	48	74	5.40	0.800
43 Cla Meredith, R ERA: 0.66	(6, 1)	1.2	H	8	2	0	0	1	0	1	0	0	0	0	20	32	0.00	1.200
Alan Embree, L ERA: 3.54	(7, 1)	0.1	H	1	0	0	0	0	0	0	0	0	0	0	4	6	0.00	0.000
Scott Linebrink, R ERA: 3.7	(8, 1)	1.0	B	5	2	1	1	1	0	0	0	0	0	0	13	19	9.00	2.000
Jon Adkins, R ERA: 3.18	(9, 1)	1.0		4	1	0	0	0	1	0	0	0	0	0	6	13	0.00	2.000

PITCHER		IP	WLS	BF	H	R	ER	SO	BB	IBB	HBP	BLK	WP	HR	S	P	ERA	WHIP
26 Doug Brocail, R ERA: 4.76	(10, 1)	1.1	L	6	1	1	1	1	1	0	0	0	0	1	14	22	6.75	1.500

BOTTOM

San Diego Padres @ Cincinnati Reds
Great American Ball Park, Cincinnati, OH
Tue Sep 12 2006, 7:10 PM EDT
Att. 15,820 - Rain - 68 F

livebaseballscorecards.com

AB	38
R	5
H	8
RBI	5
BB	5
SO	10
LOB	16

San Diego Padres @ Cincinnati Reds

Great American Ball Park, Cincinnati, OH

Wed Sep 13 2006, 7:10 PM EDT
Att. 21,602 - Overcast - 68 F

livebaseballscorecards.com

TOP

Batter	1	2	3	4	5	6	7	8	9	AB	R	H	RBI	BB	SO	LOB
Dave Roberts, L (1, 7) OBP: 0.371, SLG: 0.413	C F B X 1-2 G4-3 ①	B X 1-0 24 2B 2-3 1B	C F F X 0-2 F8 ③			H 1-0 24 1B HR HBP	B C F B B X 3-2 24 G6-4-3 1-2 1B			4	2	2	0	0	0	1
24 Brian Giles, L (1, 9) OBP: 0.382, SLG: 0.399	B F B B B 4-1 23 2B BB	B C T F X 1-2 23 1B 1-H 3-H 2B		C X 0-1 23 G4-6-3 1B		X 0-0 HR 1-2 1B	B C C B F F X 2-2 G6-4-3 ② ③ 1-2f			4	3	3	2	1	0	2
56 Scott Cassidy, R (7, 1)										0	0	0	0	0	0	0
Brian Sweeney, R (8, 1)										0	0	0	0	0	0	0
39 Mike Thompson, R (9, 1) OBP: 0.208, SLG: 0.174										0	0	0	0	0	0	0
23 Adrián González, L (1, 3) OBP: 0.344, SLG: 0.487	B C B F X 2-2 1-H 2B	S X 0-1 2-H 1B		F X 0-1 G4-6-3 ① ② 1-2f		B C F S 1-3 K ①		X 0-0 G3 ①		5	0	2	2	0	1	3
Mike Piazza, R (1, 2) OBP: 0.338, SLG: 0.508	S B B S S 2-3 K ②	B C S B X 2-2 F8 ③		C B B X 2-1 F9 ③		F B F F X 1-2 1-H 2-H HR		B C F B X 2-2 G6-3 ②		5	1	1	3	0	1	2
Rob Bowen, S (8, 2) OBP: 0.327, SLG: 0.356										0	0	0	0	0	0	0
34 Russell Branyan, L (1, 5) OBP: 0.311, SLG: 0.493	C S B B X 2-1 G4-3 ③		S S B S 1-3 K ①		C B F B B B 4-2 FC6-4 BB	X 0-0 G1-3 ②		S F C 0-3 K ③		4	0	0	0	1	2	1
Mike Cameron, R (1, 8) OBP: 0.349, SLG: 0.470		B X 1-0 F8 ①	X 0-0 HR 1B		B F X 1-1 FC6-4 ① 2B 1-2f	B B F B B 4-1 BB			B S B B X 3-1 F8 ①	3	1	1	0	1	0	1
Ben Johnson, R (6, PR) OBP: 0.331, SLG: 0.423										1	0	0	0	0	0	0
(6, 8)																
Geoff Blum, S (1, 6) OBP: 0.289, SLG: 0.376	C B B B T F X 3-2 F8 44 2B 2B	1 SAFE X 0-0 1-H HR			C B F X 1-2 1-3 2B	C T C 0-3 K ③			B F X 1-1 L9 ②	5	2	3	2	0	1	1
Josh Barfield, R (1, 4) OBP: 0.323, SLG: 0.428	X 0-0 F8 ② 2-3	C F X 0-2 1B			S B D S S 2-3 K2-3 ②		B C X 1-1 1B 1B		X 0-0 2B	5	0	3	0	0	1	3
44 Jake Peavy, R (1, 1) OBP: 0.185, SLG: 0.352	X 0-0 1B 24 2B 3-H 2B	C M B T X 1-2 F9 ②			C B B F S 2-3 K ③		B B C T C 2-3 K ①		B B S T X 2-2 L7 ③	3	1	1	1	0	1	3
29 Jack Cust, L (7, PH) OBP: 0.500, SLG: 0.500										1	0	0	0	0	1	1
8 Terrmel Sledge, L (7, 9) OBP: 0.328, SLG: 0.407										1	0	0	0	0	0	1

Inning Stats										
	R: 1	H: 1	R: 4	H: 5	R: 2	H: 3	R: 0	H: 1	R: 0	H: 1
	E: 0	LOB: 1	E: 0	LOB: 1	E: 0	LOB: 1	E: 0	LOB: 0	E: 0	LOB: 2
	K: 1	BB: 1	K: 0	BB: 0	K: 1	BB: 0	K: 0	BB: 0	K: 2	BB: 1
	S: 12	P: 23	S: 17	P: 25	S: 16	P: 18	S: 6	P: 8	S: 13	P: 23

Inning Stats										
	R: 3	H: 2	R: 0	H: 2	R: 0	H: 0	R: 0	H: 1	1B: 8	SF: 0
	E: 0	LOB: 1	E: 0	LOB: 1	E: 0	LOB: 0	E: 0	LOB: 1	2B: 6	SAC: 0
	K: 2	BB: 1	K: 1	BB: 0	K: 1	BB: 0	K: 0	BB: 0	3B: 0	DP: 2
	S: 13	P: 20	S: 13	P: 21	S: 7	P: 9	S: 8	P: 14	HR: 2	HBP: 1

AB	41
R	10
H	16
RBI	10
BB	3
SO	8
LOB	19

Inning Stats			
WP: 0	PA: 45		
PB: 0			
SB: 0			
CS: 0			

PITCHER		IP	WLS	BF	H	R	ER	SO	BB	IBB	HBP	BLK	WP	HR	S	P	ERA	WHIP
Kyle Lohse, R ERA: 5.8	(1, 1)	2.1	L	16	8	7	7	2	1	0	0	0	0	1	34	54	27.00	3.857
31 Matt Belisle, R ERA: 4.66	(3, 1)	0.2		3	1	0	0	0	0	0	0	0	0	0	11	12	0.00	1.500
Chris Michalak, L ERA: 5.09	(4, 1)	2.0		8	2	0	0	2	1	0	0	0	0	0	19	31	0.00	1.500
37 Brian Shackelford, L ERA: 7.63	(6, 1)	1.0		7	2	3	3	2	1	0	1	0	0	1	13	20	27.00	3.000
Jason Johnson, R ERA: 6.23	(7, 1)	2.0		7	2	0	0	2	0	0	0	0	0	0	20	30	0.00	1.000

PITCHER		IP	WLS	BF	H	R	ER	SO	BB	IBB	HBP	BLK	WP	HR	S	P	ERA	WHIP
Jason Standridge, R ERA: 3.94	(9, 1)	1.0		4	1	0	0	0	0	0	0	0	0	0	8	14	0.00	1.000

Batter	1	2	3	4	5	6	7	8	9	AB	R	H	RBI	BB	SO	LOB
4 Brandon Phillips, R (1, 4) OBP: 0.335, SLG: 0.442	B1		G5-3			P5		G5-3		3	0	0	0	0	0	0
Jason Johnson, R (7, 1)										0	0	0	0	0	0	0
26 David Ross, R (8, PH) OBP: 0.357, SLG: 0.596										1	0	0	0	0	0	2
Jason Standridge, R (9, 1)										0	0	0	0	0	0	0
Scott Hatteberg, L (1, 3) OBP: 0.391, SLG: 0.458	F7		K			G6-3			F8	4	0	0	0	0	1	0
Rich Aurilia, R (1, 6) OBP: 0.353, SLG: 0.539	P6			F8			K		F8	2	0	0	0	0	0	0
Brendan Harris, R (7, 4) OBP: 0.308, SLG: 0.286										2	0	0	0	0	1	0
Adam Dunn, L (1, 7) OBP: 0.372, SLG: 0.519		K		F8			K		1B	3	0	0	0	0	2	0
27 Chris Denorfia, R (8, 7) OBP: 0.299, SLG: 0.250										1	0	1	0	0	0	0
12 Edwin Encarnación, R (1, 5) OBP: 0.376, SLG: 0.511		2B 1B		G6-3			F8		G6-3	3	0	1	0	0	0	0
9 Juan Castro, R (8, 5) OBP: 0.273, SLG: 0.346										1	0	0	0	0	0	1
Javier Valentin, S (1, 2) OBP: 0.314, SLG: 0.447	1-3 2B		G3-6 1B					FC1-6 1B		3	0	3	0	0	0	0
Todd Hollandsworth, L (1, 9) OBP: 0.267, SLG: 0.410	G4-6-3 BB		F9					FC1-6 FC3-6 1B 1-2f		2	0	0	0	1	0	2
Dewayne Wise, L (1, 8) OBP: 0.222, SLG: 0.278	G4-6-3 1-2f		G3-6 1-2f					FC3-6 1-2 1B		3	0	1	0	0	0	4
Kyle Lohse, R (1, 1) OBP: 0.179, SLG: 0.176			G4-3			P4		FC3-6 1-2f 2-3		0	0	0	0	0	0	0
31 Matt Belisle, R (3, 1)										0	0	0	0	0	0	0
Norris Hopper, R (3, PH) OBP: 0.375, SLG: 0.308										1	0	0	0	0	0	0
Chris Michalak, L (4, 1) OBP: 0.500, SLG: 0.600										0	0	0	0	0	0	0
37 Brian Shackelford, L (6, 1)										0	0	0	0	0	0	0
Ray Olmedo, S (6, PH) OBP: 0.304, SLG: 0.333										2	0	0	0	0	0	2
(7, 6)																
Inning Stats	R: 0 E: 0 K: 0 S: 6 H: 0 LOB: 0 BB: 0 P: 8	R: 0 E: 0 K: 1 S: 9 H: 2 LOB: 2 BB: 1 P: 17	R: 0 E: 0 K: 1 S: 9 H: 0 LOB: 0 BB: 0 P: 11	R: 0 E: 0 K: 0 S: 5 H: 0 LOB: 0 BB: 0 P: 7	R: 0 E: 0 K: 0 S: 6 H: 1 LOB: 0 BB: 0 P: 6	R: 0 E: 0 K: 0 S: 6 H: 0 LOB: 0 BB: 0 P: 10	R: 0 E: 0 K: 2 S: 12 H: 0 LOB: 0 BB: 0 P: 16	R: 0 E: 0 K: 0 S: 16 H: 2 LOB: 2 BB: 0 P: 24	R: 0 E: 0 K: 0 S: 13 H: 1 LOB: 1 BB: 0 P: 23	1B: 5 2B: 1 3B: 0 HR: 0 SF: 0 SAC: 0 DP: 2 HBP: 0						

PITCHER		IP	WLS	BF	H	R	ER	SO	BB	IBB	HBP	BLK	WP	HR	S	P	ERA	WHIP
44 Jake Peavy, R ERA: 4.17	(1, 1)	6.0	W	20	3	0	0	2	1	0	0	0	0	0	41	59	0.00	0.667
56 Scott Cassidy, R ERA: 2.66	(7, 1)	1.0		3	0	0	0	2	0	0	0	0	0	0	12	16	0.00	0.000
Brian Sweeney, R ERA: 3.4	(8, 1)	1.0		5	2	0	0	0	0	0	0	0	0	0	16	24	0.00	2.000
39 Mike Thompson, R ERA: 4.81	(9, 1)	1.0		4	1	0	0	0	0	0	0	0	0	0	13	23	0.00	1.000

PITCHER	IP	WLS	BF	H	R	ER	SO	BB	IBB	HBP	BLK	WP	HR	S	P	ERA	WHIP

BOTTOM

San Diego Padres @ Cincinnati Reds
Great American Ball Park, Cincinnati, OH
Wed Sep 13 2006, 7:10 PM EDT
Att. 21,602 - Overcast - 68 F

livebaseballscorecards.com

AB	31
R	0
H	6
RBI	0
BB	1
SO	4
LOB	11

PA: 32	WP: 0	PB: 0	SB: 0	CS: 0														

Batter	1	2	3	4	5	6	7	8	9	AB	R	H	RBI	BB	SO	LOB
Dave Roberts, L (1, 7) OBP: 0.367, SLG: 0.408	0-0 ① B3		1-0 ② G3			0-3 ② K	1-1 ② G4-3 1-2 2-3 3-H		1-0 ③ G4-3	5	0	0	1	0	1	4
24 Brian Giles, L (1, 9) OBP: 0.381, SLG: 0.398	0-1 ② G4-3		0-0 ③ L3			2-1 ③ 1B	0-0 ③ G3			4	0	1	0	0	0	3
Todd Walker, L (1, 5) OBP: 0.357, SLG: 0.395 Manny Alexander, R (7, 5) OBP: 0.222, SLG: 0.320	0-0 ③ P6			1-2 ① F8			2-2 28 SH 23 BB 1B 1B	0-3 ① K		3 1	1 0	1 0	0 0	0 0	0 1	0 0
23 Adrián González, L (1, 3) OBP: 0.345, SLG: 0.486		0-3 ① K		0-0 28 G5-4-3 1B			4-0 28 SH 1-2 1B BB	1-2 ② G4-3		3	1	1	0	1	1	0
28 Josh Bard, S (1, 2) OBP: 0.394, SLG: 0.482		2-3 ② K		1-2 ②③ G5-4-3 1-2f			0-1 SH SH1-4 1B 52 BB 1-2 2-3	0-0 1B		3	1	1	0	0	1	1
Mike Cameron, R (1, 8) OBP: 0.350, SLG: 0.472		2-2 2B			0-0 ① F9		3-2 52 BB SH1-4 G4-3 1B 1-2 2-H 3-H	0-0 ③ L4		4	1	2	2	0	0	1
Geoff Blum, S (1, 6) OBP: 0.285, SLG: 0.371		3-1 ③ L4			0-1 ② G3		0-0 ① SH1-4 1-2 2-3		0-1 ① G6-3	3	0	0	0	0	0	1
Josh Barfield, R (1, 4) OBP: 0.324, SLG: 0.430		2-0 52 SH1-4 2B			1-1 ③ P4		4-0 G4-3 52 BB IBB		1-0 ② F7	3	0	1	0	1	0	0
52 Clay Hensley, R (1, 1) OBP: 0.130, SLG: 0.093 Jon Adkins, L (7, 1) Alan Embree, L (7, 1) Scott Linebrink, R (8, 1) 8 Terrmel Sledge, L (9, PH) OBP: 0.329, SLG: 0.407 Trevor Hoffman, R (9, 1)			0-0 ① SH1-4 2-3			0-3 ① K	4-2 G4-3 1-2 2-3 3-H BB		4-0 BB	1 0 0 0 0 0	0 0 0 0 0 0	0 0 0 0 0 0	1 0 0 0 1 0	1 0 0 0 0 0	1 0 0 0 0 0	0 0 0 0 0 0

Inning Stats	1	2	3	4	5	6	7	8	9
	R: 0 E: 0 K: 0 S: 4	H: 0 LOB: 0 BB: 0 P: 4	R: 0 E: 0 K: 2 S: 14	H: 1 LOB: 1 BB: 0 P: 21	R: 0 E: 0 K: 0 S: 4	H: 1 LOB: 1 BB: 0 P: 7	R: 0 E: 0 K: 0 S: 10	H: 1 LOB: 0 BB: 0 P: 12	R: 0 E: 0 K: 0 S: 5	H: 0 LOB: 0 BB: 0 P: 6	R: 0 E: 0 K: 2 S: 9	H: 1 LOB: 1 BB: 0 P: 11	R: 4 E: 0 K: 0 S: 15	H: 2 LOB: 2 BB: 3 P: 33	R: 0 E: 0 K: 1 S: 8	H: 1 LOB: 1 BB: 0 P: 9	R: 0 E: 0 K: 0 S: 4	H: 0 LOB: 1 BB: 1 P: 10

	1B	SF	WP	PA
	5	0	0	37
	2B	SAC	PB	
	2	3	0	
	3B	DP	SB	
	0	1	0	
	HR	HBP	CS	
	0	0	0	

PITCHER		IP	WLS	BF	H	R	ER	SO	BB	IBB	HBP	BLK	WP	HR	S	P	ERA	WHIP
39 Aaron Harang, R ERA: 3.88	(1, 1)	6.1	L	27	6	4	4	4	2	1	0	0	0	0	58	90	5.68	1.263
45 Bill Bray, L ERA: 4.02	(7, 1)	0.2		2	0	0	0	0	0	0	0	0	0	0	3	4	0.00	0.000
56 Todd Coffey, R ERA: 3.5	(8, 1)	1.2		7	1	0	0	1	1	0	0	0	0	0	11	17	0.00	1.200
Rheal Cormier, L ERA: 2.3	(9, 1)	0.1		1	0	0	0	0	0	0	0	0	0	0	1	2	0.00	0.000

PITCHER	IP	WLS	BF	H	R	ER	SO	BB	IBB	HBP	BLK	WP	HR	S	P	ERA	WHIP

TOP

San Diego Padres @ Cincinnati Reds

Great American Ball Park, Cincinnati, OH

Thu Sep 14 2006, 12:35 PM EDT
Att. 16,957 - Cloudy - 70 F

livebaseballscorecards.com

AB	30
R	4
H	7
RBI	4
BB	4
SO	5
LOB	10

Batter	1	2	3	4	5	6	7	8	9	AB	R	H	RBI	BB	SO	LOB
6 Ryan Freel, R (1, 8) OBP: 0.367, SLG: 0.405	C B X 1-1 ① G6-3		B B B C X 3-1 ② G6-3			X 0-0 S G5-3 1B	C C B S 1-3 ② K			4	0	1	0	0	1	2
Scott Hatteberg, L (1, 3) OBP: 0.390, SLG: 0.456	C X 0-1 1B 1B		S X 0-1 ③ F8			C X 0-1 ② G5-3 1-2	B F X 1-1 ③ P4			4	0	1	0	0	0	3
Rich Aurilia, R (1, 6) OBP: 0.354, SLG: 0.538	B S 1 B X SAFE 2-1 12 G5-3 BB 1-3 1B			B X 1-0 ① F7		B B D B 4-0 2-3 BB		C X 0-1 ① G5-3		3	0	1	0	1	0	0
Adam Dunn, L (1, 7) OBP: 0.371, SLG: 0.516	B S B B B 4-1 1-2 BB			B B S B X 3-1 ② G3		B C B S B S 3-3 ③ K		C F S 0-3 ② K		3	0	0	0	1	2	2
12 Edwin Encarnación, R (1, 5) OBP: 0.375, SLG: 0.507	C X 0-1 ② ③ G5-3 2-3f			C B B T X 2-2 ③ G5-3			C F F F B B B B 4-2 2B 4 G6-3 BB	S C F B B B X 3-2 ③ G4-3		3	1	0	0	1	0	3
Todd Hollandsworth, L (1, 9) OBP: 0.267, SLG: 0.412		C C B F S 1-3 ① K			F X 0-1 ① G3-1		X 0-0 4 G6-3 1-3 1B 2B		B B C C B S 3-3 ① K	4	1	1	0	0	2	0
4 Brandon Phillips, R (1, 4) OBP: 0.332, SLG: 0.438		B F C F B S 2-3 ② K			F C X 0-2 ② F8		X 0-0 ① G6-3 2-3 3-H		C F S 0-3 ② K	4	0	0	1	0	2	1
Jason LaRue, R (1, 2) OBP: 0.313, SLG: 0.341 56 Todd Coffey, R (8, 1) Rheal Cormier, L (9, 1) Royce Clayton, R (9, PH) OBP: 0.305, SLG: 0.343		C B B S B S 3-3 ③ K			B S S S 1-3 ③ K		F B B B X 2-1 1B 3-H 1B		B C C S B F F X 2-2 ③ L9	3 0 0 1	0 0 0 0	1 0 0 0	1 0 0 0	0 0 0 0	2 0 0 0	0 0 0 0
39 Aaron Harang, R (1, 1) OBP: 0.149, SLG: 0.123 45 Bill Bray, L (7, 1) Javier Valentin, S (7, PH) OBP: 0.317, SLG: 0.450 (8, 2)			C F F S 0-3 ① K			B F S F S 1-3 ① K	B S F F F B F X 2-2 1-2 1B			2 0 1	0 0 0	0 0 1	0 0 0	0 0 0	2 0 0	0 0 0
Inning Stats	R: 0 E: 0 K: 0 S: 9 H: 2 LOB: 2 BB: 1 P: 16	R: 0 E: 0 K: 3 S: 11 H: 0 LOB: 0 BB: 0 P: 17	R: 0 E: 0 K: 1 S: 8 H: 0 LOB: 0 BB: 0 P: 11	R: 0 E: 0 K: 0 S: 6 H: 0 LOB: 0 BB: 0 P: 12	R: 0 E: 0 K: 1 S: 8 H: 0 LOB: 0 BB: 0 P: 9	R: 0 E: 0 K: 2 S: 10 H: 1 LOB: 2 BB: 1 P: 18	R: 2 E: 0 K: 1 S: 17 H: 3 LOB: 2 BB: 1 P: 27	R: 0 E: 0 K: 1 S: 9 H: 0 LOB: 0 BB: 0 P: 12	R: 0 E: 0 K: 2 S: 11 H: 0 LOB: 0 BB: 0 P: 16	1B: 5 2B: 1 3B: 0 HR: 0	SF: 0 SAC: 0 DP: 1 HBP: 0			WP: 0 PB: 0 SB: 1 CS: 0		PA: 35	

PITCHER	IP	WLS	BF	H	R	ER	SO	BB	IBB	HBP	BLK	WP	HR	S	P	ERA	WHIP
52 Clay Hensley, R (1, 1) ERA: 3.83	6.1	W	26	5	2	2	7	3	0	0	0	0	0	60	97	2.84	1.263
Jon Adkins, R (7, 1) ERA: 3.16	0.1	H	2	1	0	0	1	0	0	0	0	0	0	7	10	0.00	3.000
Alan Embree, L (7, 1) ERA: 3.51	0.1	H	1	0	0	0	0	0	0	0	0	0	0	2	3	0.00	0.000
Scott Linebrink, R (8, 1) ERA: 3.65	1.0	H	3	0	0	0	1	0	0	0	0	0	0	9	12	0.00	0.000
Trevor Hoffman, R (9, 1) ERA: 1.83	1.0	S	3	0	0	0	2	0	0	0	0	0	0	11	16	0.00	0.000

PITCHER	IP	WLS	BF	H	R	ER	SO	BB	IBB	HBP	BLK	WP	HR	S	P	ERA	WHIP

BOTTOM

San Diego Padres @ Cincinnati Reds

Great American Ball Park, Cincinnati, OH

Thu Sep 14 2006, 12:35 PM EDT
Att. 16,957 - Cloudy - 70 F

livebaseballscorecards.com

AB	32
R	2
H	6
RBI	2
BB	3
SO	11
LOB	11

Batter	1	2	3	4	5	6	7	8	9	AB	R	H	RBI	BB	SO	LOB
6 Ryan Freel, R (1, 8) OBP: 0.366, SLG: 0.403	C F F B B B B 4-2 FC4-6 BB		1 SAFE X 0-0 ③ F8		B F B C B C 3-3 ② K			B X 1-0 ② G6-3		3	0	0	0	1	1	1
Norris Hopper, R (1, 9) OBP: 0.400, SLG: 0.375	X 0-0 ① FC4-6 CS 1-2f			B B B B B 4-0 BB 1B BB	C S B X 1-2 ③ P6			B X 1-0 2B		3	1	1	0	1	0	1
Scott Hatteberg, L (1, 3) OBP: 0.389, SLG: 0.453	C X 0-1 ② L5			C B B B B 4-1 1B 26 HR 1-2 BB		F B X 1-1 ① L9		C C S 0-3 ③ K		3	1	0	0	1	1	2
Rich Aurilia, R (1, 5) OBP: 0.353, SLG: 0.535	1 SAFE B B C B 3-1 ③ CS 1-2	S B B F F C 2-3 ① K		C X 0-1 26 HR 1-2 2-H 1B		C C B F S 1-3 ② K			B B F S X 2-2 ① F9	4	1	1	1	0	2	0
Adam Dunn, L (1, 7) OBP: 0.368, SLG: 0.512 Scott Schoeneweis, L (9, 1)		B B C B F X 3-2 ② G6-3		X 0-0 ① F7		B C S S 1-3 ③ K			C B C C 1-3 ② K	4 0	0 0	0 0	0 0	0 0	2 0	2 0
26 David Ross, R (1, 2) OBP: 0.359, SLG: 0.608		S F B B B S 3-3 ③ K		F B X 1-1 1-H 2-H HR			F S B B S 2-3 ① K		B B X 2-0 1B	4	1	2	3	0	2	0
Royce Clayton, R (1, 6) OBP: 0.305, SLG: 0.340			F X 0-1 ① P5	B B B C B 4-1 4 CS BB			S B B B S X 3-2 ② G3		C B S S 1-3 ③ K	3	0	0	0	1	1	1
4 Brandon Phillips, R (1, 4) OBP: 0.332, SLG: 0.437			B B C B B 4-1 BB	C F B D S 2-3 ② ③ K 1-2			C S S 0-3 ③ K			2	0	0	0	1	2	1
61 Bronson Arroyo, R (1, 1) OBP: 0.154, SLG: 0.240 Dewayne Wise, L (9, 7) OBP: 0.222, SLG: 0.278			B L C L 1-3 ② K		B C C S 1-3 ① K			X 0-0 ① P3		3 0	0 0	0 0	0 0	0 0	2 0	1 0
Inning Stats	R: 0 H: 0 E: 0 LOB: 0 K: 0 BB: 1 S: 7 P: 14	R: 0 H: 0 E: 0 LOB: 0 K: 2 BB: 0 S: 10 P: 18	R: 0 H: 0 E: 0 LOB: 1 K: 1 BB: 1 S: 7 P: 12	R: 4 H: 2 E: 0 LOB: 1 K: 1 BB: 3 S: 10 P: 25	R: 0 H: 0 E: 0 LOB: 0 K: 2 BB: 0 S: 9 P: 14	R: 0 H: 0 E: 0 LOB: 0 K: 2 BB: 0 S: 9 P: 12	R: 0 H: 0 E: 0 LOB: 0 K: 2 BB: 0 S: 9 P: 14	R: 0 H: 1 E: 0 LOB: 1 K: 1 BB: 0 S: 6 P: 8	R: 0 H: 1 E: 0 LOB: 1 K: 2 BB: 0 S: 10 P: 16	1B: 2 SF: 0 2B: 2 SAC: 0 3B: 0 DP: 1 HR: 1 HBP: 0						WP: 0 PA: 35 PB: 0 SB: 0 CS: 2

Cincinnati Reds @ Chicago Cubs

Wrigley Field, Chicago, IL

Fri Sep 15 2006, 1:20 PM CDT

Att. 37,188 - Sunny - 73 F

TOP

livebaseballscorecards.com

AB	29
R	4
H	4
RBI	4
BB	5
SO	13
LOB	9

PITCHER		IP	WLS	BF	H	R	ER	SO	BB	IBB	HBP	BLK	WP	HR	S	P	ERA	WHIP
51 Juan Mateo, R ERA: 4.38	(1, 1)	3.0		10	0	0	0	3	2	0	0	0	0	0	24	44	0.00	0.667
49 Carlos Marmol, R ERA: 6.08	(4, 1)	1.0	L	7	2	4	4	1	3	0	0	0	0	1	10	25	36.00	5.000
Jae Kuk Ryu, R ERA: 6.97	(5, 1)	1.0		3	0	0	0	2	0	0	0	0	0	0	9	14	0.00	0.000
Les Walrond, L ERA: 7.59	(6, 1)	3.0		10	1	0	0	5	0	0	0	0	0	0	24	34	0.00	0.333
David Aardsma, R ERA: 3.99	(9, 1)	1.0		4	1	0	0	2	0	0	0	0	0	0	10	16	0.00	1.000

PITCHER	IP	WLS	BF	H	R	ER	SO	BB	IBB	HBP	BLK	WP	HR	S	P	ERA	WHIP

Cincinnati Reds @ Chicago Cubs

Wrigley Field, Chicago, IL

Fri Sep 15 2006, 1:20 PM CDT

Att. 37,188 - Sunny - 73 F

BOTTOM

Batter	1	2	3	4	5	6	7	8	9	AB	R	H	RBI	BB	SO	LOB
Juan Pierre, L (1, 8) OBP: 0.332, SLG: 0.385	G6-3		5 G4-6-3 1B		E6 5 WP			1B		4	0	2	0	0	0	0
5 Ronny Cedeno, R (1, 4) OBP: 0.273, SLG: 0.331	16 CS 1B		G4-6-3 1-2f		F9 1-2			K		4	0	1	0	0	1	3
16 Aramis Ramirez, R (1, 5) OBP: 0.349, SLG: 0.544	WP 1-2 BB			G4-3 2B		F7		F7		3	0	1	0	1	0	1
Jacque Jones, L (1, 9) OBP: 0.327, SLG: 0.486	19 FC5-4 1-2 BB			G4-3 2-3		G4-3			19 G4-6-3 1B	3	0	1	0	1	0	1
19 Matt Murton, R (1, 7) OBP: 0.361, SLG: 0.432	FC5-4 1-2f			FC4-6 BB		F9			G4-6-3 1-2f	3	0	0	0	1	0	3
9 Scott Moore, L (1, 3) OBP: 0.333, SLG: 0.538		K		K			L9		K	3	0	0	0	0	2	2
29 Ángel Pagán, S (9, PH) OBP: 0.319, SLG: 0.428										1	0	0	0	0	1	0
Cesar Izturis, S (1, 6) OBP: 0.295, SLG: 0.318		L7		FC4-6 1-2f			F7			3	0	0	0	0	0	2
24 Henry Blanco, R (1, 2) OBP: 0.305, SLG: 0.432		L9			K		L9			3	0	0	0	0	1	0
51 Juan Mateo, R (1, 1)			K		K			K		0	0	0	0	0	0	0
27 Buck Coats, L (3, PH) OBP: 0.111, SLG: 0.111										1	0	0	0	0	1	0
49 Carlos Marmol, R (4, 1) OBP: 0.261, SLG: 0.435										0	0	0	0	0	0	0
Jae Kuk Ryu, R (5, 1)										0	0	0	0	0	0	0
Jose Reyes, S (5, PH)										1	0	0	0	0	1	0
Les Walrond, L (6, 1)										0	0	0	0	0	0	0
Freddie Bynum, L (8, PH) OBP: 0.313, SLG: 0.421										1	0	0	0	0	1	0
David Aardsma, R (9, 1)										0	0	0	0	0	0	0
Inning Stats	R: 0 E: 0 K: 0 S: 15 H: 1 LOB: 2 BB: 2 P: 24	R: 0 E: 0 K: 1 S: 10 H: 0 LOB: 0 BB: 0 P: 15	R: 0 E: 0 K: 1 S: 11 H: 1 LOB: 0 BB: 0 P: 14	R: 0 E: 0 K: 1 S: 9 H: 1 LOB: 2 BB: 1 P: 16	R: 0 E: 1 K: 2 S: 13 H: 0 LOB: 1 BB: 0 P: 22	R: 0 E: 0 K: 0 S: 6 H: 0 LOB: 0 BB: 0 P: 8	R: 0 E: 0 K: 0 S: 5 H: 0 LOB: 0 BB: 0 P: 5	R: 0 E: 0 K: 2 S: 11 H: 1 LOB: 1 BB: 0 P: 16	R: 0 E: 0 K: 1 S: 7 H: 1 LOB: 0 BB: 0 P: 9	1B: 4 2B: 1 3B: 0 HR: 0	SF: 0 SAC: 0 DP: 2 HBP: 0						

PITCHER	IP	WLS	BF	H	R	ER	SO	BB	IBB	HBP	BLK	WP	HR	S	P	ERA	WHIP
61 Bronson Arroyo, R (1, 1) ERA: 3.17	8.0	W	30	4	0	0	7	3	0	0	0	2	0	80	120	0.00	0.875
Scott Schoeneweis, L (9, 1) ERA: 5.14	1.0		3	1	0	0	1	0	0	0	0	0	0	7	9	0.00	1.000

PITCHER	IP	WLS	BF	H	R	ER	SO	BB	IBB	HBP	BLK	WP	HR	S	P	ERA	WHIP

livebaseballscorecards.com

AB	30
R	0
H	5
RBI	0
BB	3
SO	8
LOB	12

WP: 2 PB: 0 SB: 0 CS: 1 PA: 33

Batter	1	2	3	4	5	6	7	8	9	AB	R	H	RBI	BB	SO	LOB
6 Ryan Freel, R (1, 8) OBP: 0.365, SLG: 0.400	C X 0-1 ① P4		B C F C 1-3 ③ K 2-3			B F B B B 4-1 1B S BB		B F L S 1-3 ③ K		3	0	0	0	1	2	3
Norris Hopper, R (1, 9) OBP: 0.375, SLG: 0.350	C X 0-1 ② B1-3			C X 0-1 ① G1-3		C F 1 SAFE B X 1-2 1-3 1B			C F F F F F B X 1-2 ① F9	4	0	1	0	0	0	0
Rich Aurilia, R (1, 3) OBP: 0.350, SLG: 0.530	C B X 1-1 ③ P4			F B C B B C 3-3 ② K		B F S B F F F X 2-2 ③ L9			F S X 0-2 ② G6-3	4	0	0	0	0	1	2
12 Edwin Encarnación, R (1, 5) OBP: 0.371, SLG: 0.501		B F C S 1-3 ① K		B X 1-0 ③ P4			X 0-0 ① G6-3		B S B C B S 3-3 ③ K	4	0	0	0	0	2	0
Adam Dunn, L (1, 7) OBP: 0.367, SLG: 0.509		B F C C C 1-3 ② K			B C F X 1-2 ① L8		L B B X 2-1 ② G3			3	0	0	0	0	1	0
26 David Ross, R (1, 2) OBP: 0.355, SLG: 0.600		C B C X 1-2 ③ G6-3			B F F C 1-3 ② K		F S B F F F F B S 2-3 ③ K			3	0	0	0	0	2	0
Royce Clayton, R (1, 6) OBP: 0.305, SLG: 0.339			X 0-0 ① F9		B B S B S F X 3-2 ③ G6-3			H 1-0 4 G5-3 HBP		2	0	0	0	0	0	0
Ray Olmedo, S (8, PR) OBP: 0.304, SLG: 0.333										0	0	0	0	0	0	0
45 Bill Bray, L (8, 1)										0	0	0	0	0	0	0
4 Brandon Phillips, R (1, 4) OBP: 0.332, SLG: 0.438			S B X 1-1 6 S 2B			X 0-0 ① F7		F X 0-1 ① G5-3 1-2		3	0	1	0	0	0	1
Chris Michalak, L (1, 1) OBP: 0.429, SLG: 0.500			C C B S 1-3 ② K2-3			C X 0-1 ② P2		C C S 0-3 ② K		1	0	0	0	0	1	1
31 Matt Belisle, R (5, 1)										0	0	0	0	0	0	0
27 Chris Denorfia, R (6, PH) OBP: 0.294, SLG: 0.246										1	0	0	0	0	0	0
38 Gary Majewski, R (6, 1)										0	0	0	0	0	0	0
37 Brian Shackelford, L (6, 1)										0	0	0	0	0	0	0
Ryan Franklin, R (7, 1)										0	0	0	0	0	0	0
9 Juan Castro, R (8, PH) OBP: 0.272, SLG: 0.345										1	0	0	0	0	1	2
										0	0	0	0	0	0	0
Inning Stats	R: 0 E: 0 K: 0 S: 6 H: 0 LOB: 0 BB: 0 P: 7	R: 0 E: 0 K: 2 S: 9 H: 0 LOB: 0 BB: 0 P: 12	R: 0 E: 0 K: 2 S: 9 H: 1 LOB: 1 BB: 0 P: 12	R: 0 E: 0 K: 1 S: 6 H: 0 LOB: 0 BB: 0 P: 10	R: 0 E: 0 K: 1 S: 10 H: 0 LOB: 0 BB: 0 P: 15	R: 0 E: 0 K: 0 S: 13 H: 1 LOB: 2 BB: 1 P: 20	R: 0 E: 0 K: 1 S: 10 H: 0 LOB: 0 BB: 0 P: 14	R: 0 E: 0 K: 2 S: 8 H: 0 LOB: 2 BB: 0 P: 10	R: 0 E: 0 K: 1 S: 14 H: 0 LOB: 0 BB: 0 P: 18	1B: 1 2B: 1 3B: 0 HR: 0 SF: 0 SAC: 0 DP: 0 HBP: 1						

PITCHER	IP	WLS	BF	H	R	ER	SO	BB	IBB	HBP	BLK	WP	HR	S	P	ERA	WHIP
53 Rich Hill, L (1, 1) ERA: 4.12	9.0	W	31	2	0	0	10	1	0	1	0	0	0	85	118	0.00	0.333

PITCHER	IP	WLS	BF	H	R	ER	SO	BB	IBB	HBP	BLK	WP	HR	S	P	ERA	WHIP

TOP

Cincinnati Reds @ Chicago Cubs

Wrigley Field, Chicago, IL

Sat Sep 16 2006, 3:05 PM CDT

Att. 40,526 - Cloudy - 78 F

livebaseballscorecards.com

AB	29
R	0
H	2
RBI	0
BB	1
SO	10
LOB	9

WP: 0 PA: 31
PB: 0
SB: 2
CS: 0

Batter	1	2	3	4	5	6	7	8	9	AB	R	H	RBI	BB	SO	LOB
Juan Pierre, L (1, 8) OBP: 0.331, SLG: 0.384	0-2 16 2B 1B	0-1 G1-2-3 3-Hf			0-2 G6-3	0-1 G6-3				4	1	1	0	0	0	4
2 Ryan Theriot, R (1, 4) OBP: 0.388, SLG: 0.456	0-1 F9		0-0 E5 16 G5-4-3		4-2 16 S 16 1B BB		0-2 K			3	1	0	0	1	1	1
16 Aramis Ramirez, R (1, 5) OBP: 0.350, SLG: 0.545	3-1 19 G3-1 1-H 2B		2-1 G5-4-3 1-2f		1-2 19 2B 1-H FC4-2 1B		0-1 F9			4	0	2	2	0	0	1
19 Matt Murton, R (1, 7) OBP: 0.360, SLG: 0.433	0-0 G3-1 2-3		1-0 G5-3		2-0 FC4-2 1-3 2B		1-3 K			4	0	1	0	0	1	1
Jacque Jones, L (1, 9) OBP: 0.328, SLG: 0.491	0-0 G4-3			1-1 5 E 24 G5-3 58 FC6-4 HBP	0-0 FC4-2 2-3 3-H			1-0 HR		3	2	1	1	0	0	3
24 Henry Blanco, R (1, 3) OBP: 0.303, SLG: 0.428		0-2 58 1B 5 1B G1-2-3 1B		2-2 G5-3 1-2	2-1 L7			1-3 K		4	0	1	0	0	1	3
5 Ronny Cedeno, R (1, 6) OBP: 0.275, SLG: 0.333		3-1 58 1B 1-2 1B		1-2 E6 58 FC6-4 2-3		0-2 G6-3		2-2 1B		4	0	2	0	0	0	1
58 Geovany Soto, R (1, 2) OBP: 0.231, SLG: 0.308		0-0 1-2 2-3 1B		2-2 FC6-4 1-2f 3-H		3-2 2B		1-0 F9		4	0	2	1	0	0	2
53 Rich Hill, L (1, 1) OBP: 0.148, SLG: 0.154		1-3 K		0-0 P6		1-3 K		1-3 K		4	0	0	0	0	3	6
Inning Stats	R: 1 E: 0 K: 0 S: 9 H: 2 LOB: 1 BB: 0 P: 12	R: 0 E: 0 K: 1 S: 12 H: 3 LOB: 2 BB: 0 P: 16	R: 0 E: 1 K: 0 S: 4 H: 0 LOB: 0 BB: 0 P: 7	R: 1 E: 1 K: 0 S: 12 H: 0 LOB: 1 BB: 0 P: 18	R: 1 E: 0 K: 0 S: 12 H: 2 LOB: 2 BB: 1 P: 21	R: 0 E: 0 K: 1 S: 12 H: 1 LOB: 1 BB: 0 P: 16	R: 0 E: 0 K: 2 S: 8 H: 0 LOB: 0 BB: 0 P: 9	R: 1 E: 0 K: 2 S: 11 H: 2 LOB: 1 BB: 0 P: 17		1B: 6 2B: 3 3B: 0 HR: 1 SF: 0 SAC: 0 DP: 2 HBP: 1						

PITCHER	IP	WLS	BF	H	R	ER	SO	BB	IBB	HBP	BLK	WP	HR	S	P	ERA	WHIP
Chris Michalak, L (1, 1) ERA: 4.88	4.2	L	23	7	3	2	1	1	0	1	0	0	0	47	70	3.86	1.714
31 Matt Belisle, R (5, 1) ERA: 4.6	0.1		1	0	0	0	0	0	0	0	0	0	0	2	4	0.00	0.000
38 Gary Majewski, R (6, 1) ERA: 4.68	0.2		3	1	0	0	1	0	0	0	0	0	0	10	14	0.00	1.500
37 Brian Shackelford, L (6, 1) ERA: 7.47	0.1		1	0	0	0	0	0	0	0	0	0	0	2	2	0.00	0.000
Ryan Franklin, R (7, 1) ERA: 4.81	1.0		3	0	0	0	2	0	0	0	0	0	0	8	9	0.00	0.000

PITCHER	IP	WLS	BF	H	R	ER	SO	BB	IBB	HBP	BLK	WP	HR	S	P	ERA	WHIP
45 Bill Bray, L (8, 1) ERA: 4.13	1.0		5	2	1	1	2	0	0	0	0	0	1	11	17	9.00	2.000

BOTTOM

Cincinnati Reds @ Chicago Cubs

Wrigley Field, Chicago, IL

Sat Sep 16 2006, 3:05 PM CDT

Att. 40,526 - Cloudy - 78 F

livebaseballscorecards.com

AB	34
R	4
H	10
RBI	4
BB	1
SO	6
LOB	22

Batter	1	2	3	4	5	6	7	8	9	AB	R	H	RBI	BB	SO	LOB
Dewayne Wise, L (1, 8) OBP: 0.174, SLG: 0.217	C X 0-1 ① G4-3		C B S F S 1-3 ② K		C C B X 1-2 ③ G4-3			F X 0-1 ① G4-3	X 0-0 ③ FC6-4 1-2f	5	0	0	0	0	1	2
Scott Hatteberg, L (1, 3) OBP: 0.388, SLG: 0.450	C B B X 2-1 ② G3		B F B X 2-1 ③ L4			B F F B B B 4-2 G4-5-3 BB		B X 1-0 ② F9		3	0	0	0	1	0	0
Rich Aurilia, R (1, 6) OBP: 0.352, SLG: 0.530 9 Juan Castro, R (6, 6) OBP: 0.271, SLG: 0.343	C B B F F F B B 4-2 BB			C B X 1-1 BB 1B		F F B S 1-3 ① K		B S B X 2-1 ③ L7		2 1	0 0	1 0	0 0	1 0	1 0	1 0
Adam Dunn, L (1, 7) OBP: 0.367, SLG: 0.507 27 Chris Denorfia, R (8, 7) OBP: 0.304, SLG: 0.258	B S B T F X 2-2 ③ F8			F B F B B F B 4-2 G3-6-1 1-2 BB		X 0-0 ② ③ G4-5-3 1-2f			B B X 2-0 1B 2B 1B	2 1	0 1	0 1	0 0	1 0	0 0	2 0
12 Edwin Encarnación, R (1, 5) OBP: 0.370, SLG: 0.499		B C F B B S 3-3 ① K		C D C S 1-3 ① K			F B X 1-1 G5-3 1B		F B C S 1-3 ① K	4	0	1	0	0	3	3
Javier Valentin, S (1, 2) OBP: 0.321, SLG: 0.457		B X 1-0 2B		X 0-0 ② ③ G3-6-1 1-2f			X 0-0 ① G5-3 1-2		C S D F X 1-2 2B G4-3 1-2 1B	4	1	2	0	0	0	3
Todd Hollandsworth, L (1, 9) OBP: 0.271, SLG: 0.416		C S B B S 2-3 ② K			F S B X 1-2 ① F7		B F B B B 4-1 BB		F F X 0-2 G4-3 1-3 2-H 1B 2B	3	1	1	1	1	1	1
Ray Olmedo, S (1, 4) OBP: 0.259, SLG: 0.280		C B X 1-1 ③ G4-3			X 0-0 ② G4-3		C F F F F F X 0-2 ② P6		F F F X 0-2 ② G4-3 2-3 3-H	4	0	0	1	0	0	4
22 Eric Milton, L (1, 1) OBP: 0.000, SLG: 0.327 Sun-Woo Kim, R (1, 1) OBP: 0.000, SLG: 0.000 Brendan Harris, R (3, PH) OBP: 0.000, SLG: 0.000 Jason Johnson, R (9, 1) Royce Clayton, R (5, PH) OBP: 0.000, SLG: 0.000 Jason Standridge, R (6, 1) 26 David Ross, R (7, PH) OBP: 0.286, SLG: 0.667 31 Matt Belisle, R (7, 1) 38 Gary Majewski, R (8, 1) Norris Hopper, R (9, PH) OBP: 0.400, SLG: 0.500			C B B B F F X 3-2 ① P6		B X 1-0 2B		B S S B S 2-3 ③ K		C S D X 1-2 FC6-4 3-H 1B	0 0 1 0 1 0 1 0 0 1	0 0 0 0 0 0 0 0 0 0	0 0 0 0 0 0 0 0 0 1	0 0 0 0 0 0 0 1 0 1	0 0 0 0 0 0 0 0 0 0	0 0 0 0 0 0 0 1 0 0	0 0 0 0 0 0 0 2 0 0
Inning Stats	R: 0 E: 0 K: 0 S: 11 H: 0 LOB: 1 BB: 1 P: 19	R: 0 E: 0 K: 2 S: 9 H: 1 LOB: 1 BB: 0 P: 16	R: 0 E: 0 K: 1 S: 10 H: 0 LOB: 0 BB: 0 P: 16	R: 0 E: 0 K: 1 S: 9 H: 1 LOB: 1 BB: 1 P: 15	R: 0 E: 0 K: 0 S: 8 H: 1 LOB: 1 BB: 0 P: 11	R: 0 E: 0 K: 1 S: 6 H: 0 LOB: 0 BB: 1 P: 11	R: 0 E: 0 K: 1 S: 14 H: 1 LOB: 2 BB: 1 P: 21	R: 0 E: 0 K: 0 S: 5 H: 0 LOB: 0 BB: 0 P: 8	R: 3 E: 0 K: 1 S: 19 H: 4 LOB: 1 BB: 0 P: 24	1B: 5 2B: 3 3B: 0 HR: 0	SF: 0 SAC: 0 DP: 2 HBP: 0						

PITCHER	IP	WLS	BF	H	R	ER	SO	BB	IBB	HBP	BLK	WP	HR	S	P	ERA	WHIP
38 Carlos Zambrano, R (1, 1) ERA: 3.38	7.0	W	27	4	0	0	6	4	0	0	0	0	0	67	109	0.00	1.143
44 Roberto Novoa, R (8, 1) ERA: 4.27	1.0		3	0	0	0	0	0	0	0	0	0	0	5	8	0.00	0.000
46 Ryan Dempster, R (9, 1) ERA: 4.91	1.0		7	4	3	3	1	0	0	0	0	0	0	19	24	27.00	4.000

PITCHER	IP	WLS	BF	H	R	ER	SO	BB	IBB	HBP	BLK	WP	HR	S	P	ERA	WHIP

Cincinnati Reds @ Chicago Cubs

Wrigley Field, Chicago, IL

Sun Sep 17 2006, 1:20 PM CDT

Att. 39,164 - Cloudy - 80 F

TOP

livebaseballscorecards.com

AB	33
R	3
H	8
RBI	3
BB	4
SO	7
LOB	18

WP: 0	PA: 37
PB: 0	
SB: 0	
CS: 0	

Batter	1	2	3	4	5	6	7	8	9	AB	R	H	RBI	BB	SO	LOB
Juan Pierre, L (1, 8) OBP: 0.332, SLG: 0.384	F 0-1 2 16 1B 1B		X 0-0 ③ G3		C B B X 2-1 ③ G3		C X 0-1 ③ G4-3			5	1	2	0	0	0	1
44 Roberto Novoa, R (8, 1) OBP: 0.200, SLG: 0.400										0	0	0	0	0	0	0
46 Ryan Dempster, R (9, 1)	B B F X 2-2 1B									0	0	0	0	0	0	0
2 Ryan Theriot, R (1, 4) OBP: 0.398, SLG: 0.526	X 0-0 16 1B 1-2 HR 1B			B C B C F X 2-2 HR		B S B B F X 3-2 HR		C C B F X 1-2 ① G3		5	3	3	2	0	0	1
	X 0-0 ③ G6-3															
16 Aramis Ramirez, R (1, 5) OBP: 0.351, SLG: 0.545	X 0-0 HR 1-2 2-H 1B	F S X 0-2 ① L5		B X 1-0 ① P2		B F B X 2-1 24 1B 1B		B X 1-0 ② G6-3		4	1	2	1	0	0	0
9 Scott Moore, L (8, 5) OBP: 0.313, SLG: 0.500										1	0	0	0	0	0	0
19 Matt Murton, R (1, 7) OBP: 0.360, SLG: 0.438	B C C B F F S 2-3 ① K	S B C B X 2-2 HR		C B B X 2-1 ② F9		D D F F F B S 3-3 ① K		B B F B B 4-1 29 1B BB		4	1	1	1	1	2	3
Jacque Jones, L (1, 9) OBP: 0.330, SLG: 0.501	C B F X 1-2 1-H 2-H HR	C B B C B C C 3-3 ② K		X 0-0 24 1B 3B		F D S S 1-3 ② K		C X 0-1 1-2 1B		4	2	2	3	0	2	1
29 Ángel Pagán, S (8, 9) OBP: 0.323, SLG: 0.431										1	0	1	0	0	0	0
24 Henry Blanco, R (1, 3) OBP: 0.311, SLG: 0.438	X 0-0 5 HR 2B	C B B X 2-1 ③ G5-3		C B X 1-1 3-H 1B		C B X 1-1 1-2 1B		C C B F X 1-2 ③ G4-3		5	1	3	1	0	0	2
5 Ronny Cedeno, R (1, 6) OBP: 0.275, SLG: 0.338	B S F F F X 1-2 2-H HR		C B F B X 2-2 ① G6-3	B F C F X 1-2 ③ G6-3		S B X 1-1 ③ G6-3				4	1	1	2	0	0	3
58 Geovany Soto, R (1, 2) OBP: 0.294, SLG: 0.313	C B B X 2-1 ② G5-3		C C H 1-2 38 FC1-6 HBP		C X 0-1 ① G6-3		B F X 1-1 27 G6-4-3 1B			3	0	1	0	0	0	0
38 Carlos Zambrano, S (1, 1) OBP: 0.162, SLG: 0.379	X 0-0 HR		X 0-0 ② FC1-6 1-2f		B B X 2-0 ② G3		F D X 1-1 ① ② G6-4-3 1-2f			3	1	1	1	0	0	1
27 Buck Coats, L (7, PH) (8, 8) OBP: 0.100, SLG: 0.100										1	0	0	0	0	0	1
Inning Stats	R: 7 E: 0 K: 1 S: 25 H: 8 LOB: 1 BB: 0 P: 33	R: 1 E: 0 K: 1 S: 11 H: 1 LOB: 0 BB: 0 P: 18	R: 0 E: 0 K: 0 S: 7 H: 0 LOB: 1 BB: 0 P: 10	R: 2 E: 0 K: 0 S: 14 H: 3 LOB: 1 BB: 0 P: 21	R: 0 E: 0 K: 0 S: 5 H: 0 LOB: 0 BB: 0 P: 9	R: 1 E: 0 K: 2 S: 16 H: 3 LOB: 2 BB: 0 P: 27	R: 0 E: 0 K: 0 S: 6 H: 1 LOB: 0 BB: 0 P: 8	R: 0 E: 0 K: 0 S: 12 H: 1 LOB: 2 BB: 1 P: 19		1B: 9 2B: 1 3B: 1 HR: 6	SF: 0 SAC: 0 DP: 1 HBP: 1					

PITCHER		IP	WLS	BF	H	R	ER	SO	BB	IBB	HBP	BLK	WP	HR	S	P	ERA	WHIP
22 Eric Milton, L ERA: 5.19	(1, 1)	0.1	L	7	6	6	6	1	0	0	0	0	0	2	18	22	162.00	18.000
Sun-Woo Kim, R ERA: 12.51	(1, 1)	1.2		8	3	2	2	1	0	0	0	0	0	2	18	29	10.80	1.800
Jason Johnson, R ERA: 6.28	(3, 1)	2.0		10	3	2	2	0	0	0	1	0	0	1	21	31	9.00	1.500
Jason Standridge, R ERA: 4.0	(5, 1)	2.0		9	3	1	1	2	0	0	0	0	0	1	21	36	4.50	1.500
31 Matt Belisle, R ERA: 4.45	(7, 1)	1.0		3	1	0	0	0	0	0	0	0	0	0	6	8	0.00	1.000

PITCHER		IP	WLS	BF	H	R	ER	SO	BB	IBB	HBP	BLK	WP	HR	S	P	ERA	WHIP
38 Gary Majewski, R ERA: 4.61	(8, 1)	1.0		5	1	0	0	0	1	0	0	0	0	0	12	19	0.00	2.000

BOTTOM

Cincinnati Reds @ Chicago Cubs

Wrigley Field, Chicago, IL

Sun Sep 17 2006, 1:20 PM CDT

Att. 39,164 - Cloudy - 80 F

livebaseballscorecards.com

AB	40
R	11
H	17
RBI	11
BB	1
SO	4
LOB	13

WP: 0 PB: 0 SB: 0 CS: 0 PA: 42

Batter	1	2	3	4	5	6	7	8	9	AB	R	H	RBI	BB	SO	LOB
6 Ryan Freel, R (1, 8) OBP: 0.364, SLG: 0.399	F S B S 1-3 K		B C F B X 2-2 G6-4-3		F C B F S 1-3 K		F C B X 1-2 4 CS 1B			4	0	1	0	0	2	2
4 Brandon Phillips, R (1, 4) OBP: 0.330, SLG: 0.435	S X 0-1 F9		S S S X 0-2 F9			S T X 0-2 G5-3	C S B 1-2 CS 1-2	X 0-0 G5-3		4	0	0	0	0	0	0
Adam Dunn, L (1, 7) OBP: 0.369, SLG: 0.511	B C X 1-1 2B			C B C C 1-3 K		B B S X 2-1 2B 2B		C S B B B 4-2 BB		3	1	2	0	1	1	0
Rich Aurilia, R (1, 6) OBP: 0.351, SLG: 0.529	C S B B F D F X 3-2 L4			B X 1-0 F7		X 0-0 2-H 2B		C 1 SAFE C S 0-3 K		4	0	1	1	0	1	2
Scott Hatteberg, L (1, 3) OBP: 0.387, SLG: 0.448		B X 1-0 12 FC5-4 1B		B B C F X 2-2 G5-3		F C B X 1-2 P5		C B B X 2-1 G3		4	0	1	0	0	0	2
12 Edwin Encarnación, R (1, 5) OBP: 0.366, SLG: 0.493		B F X 1-1 FC5-4 26 1B 1-2f			C B S C 1-3 K	B F F S 1-3 K			C B F B X 2-2 G5-3	4	0	0	0	0	2	2
26 David Ross, R (1, 2) OBP: 0.356, SLG: 0.594		B B B C 1 SAFE X 3-1 27 G6-4-3 1-3 1B			H 1-0 27 1B HBP		C S F B S 1-3 K		C B C B S 2-3 K	3	0	1	0	0	2	0
27 Chris Denorfia, R (1, 9) OBP: 0.306, SLG: 0.262 Todd Hollandsworth, L (9, PH) OBP: 0.274, SLG: 0.433		B S C X 1-2 G6-4-3 1-2f			C F D X 1-2 1-2 1B		C C F F F S 0-3 K		C X 0-1 HR	3 1	0 1	1 1	0 1	0 0	1 0	2 0
Kyle Lohse, R (1, 1) OBP: 0.158, SLG: 0.158 Ray Olmedo, S (7, PH) OBP: 0.286, SLG: 0.423 Rheal Cormier, L (7, 1) 25 David Weathers, R (8, 1) Javier Valentin, S (9, PH) OBP: 0.319, SLG: 0.455			C T S 0-3 K		L X 0-1 B5		B X 1-0 HR		B F X 1-1 G3-1	2 1 0 0 1	0 1 0 0 0	0 1 0 0 0	0 1 0 0 0	0 0 0 0 0	1 0 0 0 0	2 0 0 0 0
Inning Stats	R: 0 E: 0 K: 1 S: 12 H: 1 LOB: 1 BB: 0 P: 17	R: 0 E: 0 K: 0 S: 8 H: 2 LOB: 1 BB: 0 P: 14	R: 0 E: 0 K: 1 S: 9 H: 0 LOB: 0 BB: 0 P: 11	R: 0 E: 0 K: 1 S: 7 H: 0 LOB: 0 BB: 0 P: 11	R: 0 E: 0 K: 2 S: 12 H: 1 LOB: 2 BB: 0 P: 16	R: 1 E: 0 K: 1 S: 12 H: 2 LOB: 1 BB: 0 P: 16	R: 1 E: 0 K: 2 S: 17 H: 2 LOB: 0 BB: 0 P: 21	R: 0 E: 0 K: 1 S: 8 H: 0 LOB: 1 BB: 1 P: 14	R: 1 E: 0 K: 1 S: 10 H: 1 LOB: 0 BB: 0 P: 15	1B: 4 2B: 3 3B: 0 HR: 2 SF: 0 SAC: 0 DP: 1 HBP: 1						

PITCHER		IP	WLS	BF	H	R	ER	SO	BB	IBB	HBP	BLK	WP	HR	S	P	ERA	WHIP
44 Roy Oswalt, R ERA: 3.05	(1, 1)	6.2	W	28	8	2	2	8	0	0	1	0	0	1	75	103	2.70	1.200
Chad Qualls, R ERA: 4.06	(7, 1)	1.1	H	4	0	0	0	1	1	0	0	0	0	0	10	17	0.00	0.750
Dan Wheeler, R ERA: 2.53	(9, 1)	1.0	S	4	1	1	1	1	0	0	0	0	0	1	10	15	9.00	1.000

PITCHER	IP	WLS	BF	H	R	ER	SO	BB	IBB	HBP	BLK	WP	HR	S	P	ERA	WHIP

Cincinnati Reds @ Houston Astros

Minute Maid Park, Houston, TX

Mon Sep 18 2006, 7:05 PM CDT
Att. 28,711 - Cloudy - 79 F

TOP

livebaseballscorecards.com

AB	34
R	3
H	9
RBI	3
BB	1
SO	10
LOB	12

1B: 4 2B: 3 3B: 0 HR: 2	SF: 0 SAC: 0 DP: 1 HBP: 1	WP: 0 PB: 0 SB: 0 CS: 1	PA: 37

Cincinnati Reds @ Houston Astros

Minute Maid Park, Houston, TX

Mon Sep 18 2006, 7:05 PM CDT

Att. 28,711 - Cloudy - 79 F

livebaseballscorecards.com

BOTTOM

Batter	1	2	3	4	5	6	7	8	9	AB	R	H	RBI	BB	SO	LOB
Craig Biggio, R (1, 4) OBP: 0.305, SLG: 0.421 16 Jason Lane, R (9, 9) OBP: 0.324, SLG: 0.396	L7	1B 2-3 3-H 1B		G4-3 2-3			K			4 0	0 0	1 0	1 0	0 0	1 0	1 0
Mike Lamb, L (1, 5) OBP: 0.361, SLG: 0.482	F7	1-2 3-H 1B		F7			F7			4	0	1	1	0	0	1
17 Lance Berkman, S (1, 3) OBP: 0.413, SLG: 0.616	FC4-6 BB	K			K		3B 1B			3	1	1	0	1	2	2
Luke Scott, L (1, 7) OBP: 0.464, SLG: 0.636	FC4-6 1-2f	G3-1			F7		SAFE 1-H 3B			4	0	1	1	0	0	3
Aubrey Huff, L (1, 9) OBP: 0.335, SLG: 0.461 Charlton Jimerson, R (8, 9) OBP: 0.250, SLG: 1.000 (9, 8)		28 BB 1B 2 BB 1B	P5		G6-3		L9			4 0	1 0	1 0	0 0	0 0	0 0	1 0
2 Chris Burke, R (1, 8) OBP: 0.359, SLG: 0.438 (9, 4)	28 BB 1B 1-2 BB	G6-3		G4-3				F9-6 28 SH2-4 1B		3	1	1	0	1	0	0
28 Adam Everett, R (1, 6) OBP: 0.289, SLG: 0.352	44 SH1-4 1B 1B 1-2 2-3 BB	F7				FC5-4 1B		SH2-4 1-2		2	1	1	0	1	0	0
Brad Ausmus, R (1, 2) OBP: 0.308, SLG: 0.283	1B 44 SH1-4 1B 1-2 2-H 3-H 1B			G4-3 44 SH1-4 1B		FC5-4 1-2f		F9-6 2-2		4	1	2	2	0	0	2
44 Roy Oswalt, R (1, 1) OBP: 0.197, SLG: 0.222 Chad Qualls, R (7, 1) Dan Wheeler, R (9, 1)	SH1-4 1-2 2-3			SH1-4 1-2		K				1 0 0	0 0 0	0 0 0	0 0 0	0 0 0	1 0 0	1 0 0
Inning Stats	R: 0 E: 0 K: 0 S: 5 H: 0 LOB: 1 BB: 1 P: 11	R: 4 E: 0 K: 1 S: 24 H: 4 LOB: 2 BB: 2 P: 40	R: 0 E: 0 K: 0 S: 10 H: 0 LOB: 0 BB: 0 P: 14	R: 0 E: 0 K: 0 S: 5 H: 1 LOB: 1 BB: 0 P: 8	R: 0 E: 0 K: 1 S: 5 H: 0 LOB: 0 BB: 0 P: 9	R: 0 E: 0 K: 1 S: 7 H: 1 LOB: 1 BB: 0 P: 11	R: 1 E: 0 K: 1 S: 19 H: 2 LOB: 1 BB: 0 P: 26	R: 0 E: 0 K: 0 S: 5 H: 1 LOB: 0 BB: 0 P: 8		1B: 8 2B: 1 3B: 1 HR: 0	SF: 0 SAC: 3 DP: 1 HBP: 0					

	AB	29
	R	5
	H	9
	RBI	5
	BB	3
	SO	4
	LOB	11

WP: 0 PB: 0 SB: 0 CS: 0 PA: 35

PITCHER		IP	WLS	BF	H	R	ER	SO	BB	IBB	HBP	BLK	WP	HR	S	P	ERA	WHIP
Kyle Lohse, R ERA: 5.81	(1, 1)	6.0	L	27	6	4	4	3	3	0	0	0	0	0	56	93	6.00	1.500
Rheal Cormier, L ERA: 2.44	(7, 1)	1.0		5	2	1	1	1	0	0	0	0	0	0	19	26	9.00	2.000
25 David Weathers, R ERA: 3.82	(8, 1)	1.0		3	1	0	0	0	0	0	0	0	0	0	5	8	0.00	1.000

PITCHER	IP	WLS	BF	H	R	ER	SO	BB	IBB	HBP	BLK	WP	HR	S	P	ERA	WHIP

Batter	1	2	3	4	5	6	7	8	9	AB	R	H	RBI	BB	SO	LOB
6 Ryan Freel, R (1, 8) OBP: 0.363, SLG: 0.400	B B C X 2-1 ① L4		B B C S X 2-2 ② G6-3		B B X 2-0 G3 1B 2B 2-H 3-H		F B C F C 1-3 ③ K			4	1	1	2	0	1	0
4 Brandon Phillips, R (1, 4) OBP: 0.329, SLG: 0.434 Ray Olmedo, S (1, 4) OBP: 0.258, SLG: 0.379	X 0-0 ② G1-3		B B B C X 3-1 ③ F7		B B X 2-0 ② G3 2-3			B X 1-0 ① G3-1		1 3	0 0	0 0	0 0	0 0	0 0	0 1
Adam Dunn, L (1, 7) OBP: 0.368, SLG: 0.509 Dewayne Wise, L (8, 7) OBP: 0.174, SLG: 0.217	B F B S S 2-3 ③ K			C B F F B F B T 3-2 ① K	X 0-0 1B 3-H			S C B X 1-2 ② F7		4 0	0 0	1 0	1 0	0 0	2 0	0 0
Rich Aurilia, R (1, 6) OBP: 0.348, SLG: 0.524 Scott Schoeneweis, L (8, 1) 25 David Weathers, R (8, 1)		B C F X 1-2 ① G1-3		X 0-0 ② P6	B B B C F X 3-2 ③ F7			B B X 2-0 ③ G5-3		4 0 0	0 0 0	0 0 0	0 0 0	0 0 0	0 0 0	1 0 0
Scott Hatteberg, L (1, 3) OBP: 0.388, SLG: 0.447		B B B B 4-0 27 HR BB		B B C B X 3-1 1B		T F B X 1-2 ① G6-3			C C B B X 2-2 ① G1-3	3	1	1	0	1	0	0
12 Edwin Encarnación, R (1, 5) OBP: 0.363, SLG: 0.488 Royce Clayton, R (9, 6) OBP: 0.306, SLG: 0.342		B C B X 2-1 ② P1		B S X 1-1 ③ G3-1		X 0-0 ② G5-3			B B X 2-0 ② P4	4 0	0 0	0 0	0 0	0 0	0 0	2 0
27 Chris Denorfia, R (1, 9) OBP: 0.316, SLG: 0.319		B X 1-0 1-H HR			B C X 1-1 39 SH5-4 6 2B 1B 1B	B F B S B S 3-3 ③ K			C B B C X 2-2 ③ G6-3	4	2	2	2	0	1	0
Jason LaRue, R (1, 2) OBP: 0.314, SLG: 0.341		C B B S T B F X 3-2 ③ F8			S X 0-1 39 SH5-4 6 2B 1B 1-2		F S S 0-3 ① K			3	1	1	0	0	1	0
39 Aaron Harang, R (1, 1) OBP: 0.145, SLG: 0.119 9 Juan Castro, R (8, 6) OBP: 0.271, SLG: 0.343 (9, 5)			B B B C C T 3-2 ① K		C 2 SAFE B X 1-1 ① SH5-4 1-2 2-3		S C S 0-3 ② K			2 0	0 0	0 0	0 0	0 0	2 0	0 0
Inning Stats	R: 0 E: 0 K: 1 S: 6 H: 0 LOB: 0 BB: 0 P: 10	R: 2 E: 0 K: 0 S: 11 H: 1 LOB: 0 BB: 1 P: 22	R: 0 E: 0 K: 1 S: 8 H: 0 LOB: 0 BB: 0 P: 16	R: 0 E: 0 K: 1 S: 10 H: 1 LOB: 1 BB: 0 P: 17	R: 3 E: 0 K: 0 S: 12 H: 4 LOB: 1 BB: 0 P: 21	R: 0 E: 0 K: 1 S: 7 H: 0 LOB: 0 BB: 0 P: 11	R: 0 E: 0 K: 3 S: 10 H: 0 LOB: 0 BB: 0 P: 11	R: 0 E: 0 K: 0 S: 5 H: 0 LOB: 0 BB: 0 P: 9	R: 0 E: 0 K: 0 S: 7 H: 0 LOB: 0 BB: 0 P: 13	1B: 4 2B: 1 3B: 0 HR: 1	SF: 0 SAC: 1 DP: 0 HBP: 0						

TOP

Cincinnati Reds @ Houston Astros

Minute Maid Park, Houston, TX

Tue Sep 19 2006, 7:05 PM CDT

Att. 36,930 - Clear - 84 F

livebaseballscorecards.com

AB	32
R	5
H	6
RBI	5
BB	1
SO	7
LOB	4

WP: 0 PB: 0 SB: 0 CS: 0 PA: 34

PITCHER		IP	WLS	BF	H	R	ER	SO	BB	IBB	HBP	BLK	WP	HR	S	P	ERA	WHIP
37 Matt Albers, R ERA: 6.0	(1, 1)	4.2	L	21	6	5	5	3	1	0	0	0	0	1	44	80	9.64	1.500
64 Fernando Nieve, R ERA: 4.01	(5, 1)	0.1		1	0	0	0	0	0	0	0	0	0	0	3	6	0.00	0.000
43 Chris Sampson, R ERA: 2.66	(6, 1)	3.0		9	0	0	0	4	0	0	0	0	0	0	22	31	0.00	0.000
Trever Miller, L ERA: 3.11	(9, 1)	0.1		1	0	0	0	0	0	0	0	0	0	0	3	5	0.00	0.000
Chad Qualls, R ERA: 4.03	(9, 1)	0.2		2	0	0	0	0	0	0	0	0	0	0	4	8	0.00	0.000

PITCHER	IP	WLS	BF	H	R	ER	SO	BB	IBB	HBP	BLK	WP	HR	S	P	ERA	WHIP

Cincinnati Reds @ Houston Astros

Minute Maid Park, Houston, TX

Tue Sep 19 2006, 7:05 PM CDT

Att. 36,930 - Clear - 84 F

livebaseballscorecards.com

BOTTOM

Batter	1	2	3	4	5	6	7	8	9	AB	R	H	RBI	BB	SO	LOB
Craig Biggio, R (1, 4) OBP: 0.304, SLG: 0.418	G6-4-3 1B		K		G4-3			F7	G5-3	5	0	1	0	0	1	2
Mike Lamb, L (1, 5) (9, 3)	G6-4-3 1-2f		K			K		17 BB 2B 1B		4	1	1	0	0	2	1
17 Lance Berkman, S (1, 3) OBP: 0.415, SLG: 0.618 (9, 9)	3B 1B			F8 F7-2-6 2B		F8		2B 1-2 BB		3	1	2	0	1	0	0
Luke Scott, L (1, 7) OBP: 0.469, SLG: 0.675	1-H 3B			F8 2-3		HR		1-3 2-H 2B		4	1	3	3	0	0	1
Aubrey Huff, L (1, 9) OBP: 0.335, SLG: 0.458 Trever Miller, R (9, 1) Chad Qualls, R (9, 1)	P6			F7-2-6 3-3		G4-3		HBP		3 0 0	0 0 0	0 0 0	0 0 0	0 0 0	0 0 0	2 0 0
2 Chris Burke, R (1, 8) OBP: 0.356, SLG: 0.432		G3-1			P2		G4-3	P6		4	0	0	0	0	0	3
28 Adam Everett, R (1, 6) OBP: 0.288, SLG: 0.358		L5			HR		F8		K	4	1	1	1	0	1	0
Humberto Quintero, R (1, 2) OBP: 0.308, SLG: 0.385 Orlando Palmeiro, L (9, PH) OBP: 0.274, SLG: 0.292		K			2B		G6-3		G6-3	3 1	0 0	1 0	0 0	0 0	1 0	0 0
37 Matt Albers, L (1, 1) 64 Fernando Nieve, R (5, 1) OBP: 0.222, SLG: 0.125 Eric Munson, L (5, PH) OBP: 0.271, SLG: 0.350 43 Chris Sampson, R (6, 1) Morgan Ensberg, R (8, PH) OBP: 0.390, SLG: 0.459 (9, 5) Charlton Jimerson, R (9, PR) OBP: 0.250, SLG: 1.000			F7		G5-3				BB	1 0 1 0 1 0	0 0 0 0 0 0	0 0 0 0 0 0	0 0 0 0 1 0	0 0 0 0 1 0	0 0 0 0 0 0	0 0 1 0 0 0
Inning Stats	R: 1 E: 0 K: 0 S: 12 H: 3 LOB: 1 BB: 0 P: 20	R: 0 E: 0 K: 1 S: 9 H: 0 LOB: 0 BB: 0 P: 12	R: 0 E: 0 K: 2 S: 10 H: 0 LOB: 0 BB: 0 P: 13	R: 0 E: 0 K: 0 S: 4 H: 1 LOB: 0 BB: 0 P: 5	R: 1 E: 0 K: 0 S: 9 H: 2 LOB: 1 BB: 0 P: 13	R: 1 E: 0 K: 1 S: 10 H: 1 LOB: 0 BB: 0 P: 12	R: 0 E: 0 K: 0 S: 7 H: 0 LOB: 0 BB: 0 P: 10	R: 1 E: 0 K: 1 S: 10 H: 2 LOB: 3 BB: 1 P: 23	R: 0 E: 0 K: 1 S: 6 H: 0 LOB: 1 BB: 1 P: 13	1B: 3 2B: 4 3B: 1 HR: 2	SF: 0 SAC: 0 DP: 2 HBP: 1						

	AB	34
	R	4
	H	9
	RBI	4
	BB	2
	SO	6
	LOB	10

WP: 0 PB: 0 SB: 0 CS: 0 PA: 37

PITCHER		IP	WLS	BF	H	R	ER	SO	BB	IBB	HBP	BLK	WP	HR	S	P	ERA	WHIP
39 Aaron Harang, R ERA: 3.91	(1, 1)	7.2	W	29	8	4	4	5	0	0	0	0	0	2	66	94	4.70	1.043
Scott Schoeneweis, L ERA: 5.14	(8, 1)	0.0		3	1	0	0	0	1	0	1	0	0	0	4	11	∞	∞
25 David Weathers, R ERA: 3.75	(8, 1)	1.1	S	5	0	0	0	1	1	0	0	0	0	0	7	16	0.00	0.750

PITCHER		IP	WLS	BF	H	R	ER	SO	BB	IBB	HBP	BLK	WP	HR	S	P	ERA	WHIP

Batter	1	2	3	4	5	6	7	8	9	AB	R	H	RBI	BB	SO	LOB
6 Ryan Freel, R (1, 8) OBP: 0.363, SLG: 0.399 Norris Hopper, R (4, 8) OBP: 0.393, SLG: 0.348	C X 0-1 ① B1-3		S B F B F B B 4-2 1B BB			C X 0-1 ① F9	B S T X 1-2 ③ F8		B C F B B B 4-2 G4-3 BB	1 0 0 0 1 0 0 2 0 0 0 1 0 2						
Ray Olmedo, S (1, 4) OBP: 0.278, SLG: 0.382 (8, 9)	B C T F X 1-2 ② G4-3		P 1 SAFE 1 SAFE F P 1 SAFE 1 SAFE B X 3-1 1-3 1B			B B X 2-0 BB 1B		C S B F X 1-2 ① G6-3	X 0-0 ② G4-3 1-2	5 0 2 0 0 0 1						
Scott Hatteberg, L (1, 3) OBP: 0.386, SLG: 0.443	C B C B X 2-2 ③ G6-3		B F X 1-1 ③ F7			1 SAFE 1 SAFE C F F X 0-2 ② F7		B B C B B 4-1 26 BB BB FC3-2 BB	X 0-0 ③ G3-1	4 0 0 0 1 0 4						
Adam Dunn, L (1, 7) OBP: 0.371, SLG: 0.509		C B F F B B B 4-2 26 S BB		C S B B C 2-3 ① K		B B C F B B 4-2 1-2 BB		B B B B 4-0 FC3-2 26 BB 9 1B 1-2 BB		1 1 0 0 3 1 0						
26 David Ross, R (1, 2) OBP: 0.354, SLG: 0.586		F S F B 1 SAFE B B F B S 3-3 ① K 1-2		F B B S F C 2-3 ② K		S F B B F X 1-2 ③ F8		C F D D B B 4-2 FC3-2 9 1B 1-2 2-3 BB		3 1 0 0 1 2 3						
Royce Clayton, R (1, 6) OBP: 0.304, SLG: 0.339		D F C S 1-3 ② K		F B X 1-1 ③ F8			F B S S 1-3 ① K	B S B S F F B F X 3-2 ② FC3-2 9 1B 1-2 2-3 3-Hf		4 0 0 0 0 2 4						
9 Juan Castro, R (1, 5) OBP: 0.275, SLG: 0.346		D S S D X 2-2 ③ G5-3			F B B S X 2-2 ① F9		F C F X 0-2 1B 1B	X 0-0 1-2 2-H 3-H 1B		4 0 2 2 0 0 1						
27 Chris Denorfia, R (1, 9) OBP: 0.312, SLG: 0.314 Todd Hollandsworth, L (4, 9) OBP: 0.276, SLG: 0.434 Rich Aurilia, R (8, PH) OBP: 0.347, SLG: 0.523 56 Todd Coffey, R (8, 1)		S B B C S 2-3 ① K			B S F X 1-2 61 B2-6-4 1B		B C F S 1-3 ② K	B F C X 1-2 ③ F7		1 0 0 0 0 1 0 2 0 1 0 0 1 1 1 0 0 0 0 0 2 0 0 0 0 0 0 0						
61 Bronson Arroyo, R (1, 1) OBP: 0.150, SLG: 0.234 45 Bill Bray, L (6, 1) Dewayne Wise, L (7, PH) OBP: 0.208, SLG: 0.250 37 Brian Shackelford, L (7, 1) Jason Standridge, R (7, 1) Brendan Harris, R (8, 4) OBP: 0.293, SLG: 0.270		C B F B F F S 2-3 ② K			X 0-0 ② ③ B2-6-4 1-2f		X 0-0 1-2 1B		C C S 0-3 ① K	2 0 0 0 0 1 1 0 0 0 0 0 0 0 1 0 1 0 0 0 0 0 0 0 0 0 0 0 0 0 0 0 0 0 0 1 0 0 0 0 1 0							
Inning Stats	R: 0 E: 0 K: 0 S: 9 H: 0 LOB: 0 BB: 0 P: 12	R: 0 E: 0 K: 2 S: 14 H: 0 LOB: 1 BB: 1 P: 24	R: 0 E: 0 K: 2 S: 17 H: 1 LOB: 2 BB: 1 P: 27	R: 0 E: 0 K: 2 S: 9 H: 0 LOB: 0 BB: 0 P: 14	R: 0 E: 0 K: 0 S: 7 H: 1 LOB: 0 BB: 0 P: 10	R: 0 E: 0 K: 0 S: 13 H: 1 LOB: 2 BB: 1 P: 20	R: 0 E: 0 K: 2 S: 14 H: 2 LOB: 2 BB: 0 P: 17	R: 2 E: 0 K: 0 S: 17 H: 1 LOB: 2 BB: 3 P: 34	R: 0 E: 0 K: 1 S: 7 H: 0 LOB: 1 BB: 1 P: 11	1B: 6 2B: 0 3B: 0 HR: 0 SF: 0 SAC: 0 DP: 1 HBP: 0							

PITCHER	IP	WLS	BF	H	R	ER	SO	BB	IBB	HBP	BLK	WP	HR	S	P	ERA	WHIP
Roger Clemens, R (1, 1) ERA: 2.37	6.0	W	23	3	0	0	6	3	0	0	0	0	0	69	107	0.00	1.000
Russ Springer, R (7, 1) ERA: 3.65	1.0		5	2	0	0	2	0	0	0	0	0	0	14	17	0.00	2.000
64 Fernando Nieve, R (8, 1) ERA: 4.18	0.2		6	1	2	2	0	3	0	0	0	0	0	14	30	27.00	6.000
Trever Miller, L (8, 1) ERA: 3.09	0.1		1	0	0	0	0	0	0	0	0	0	0	3	4	0.00	0.000
54 Brad Lidge, R (9, 1) ERA: 5.54	1.0		4	0	0	0	1	1	0	0	0	0	0	7	11	0.00	1.000

PITCHER	IP	WLS	BF	H	R	ER	SO	BB	IBB	HBP	BLK	WP	HR	S	P	ERA	WHIP

TOP

Cincinnati Reds @ Houston Astros

Minute Maid Park, Houston, TX

Wed Sep 20 2006, 1:05 PM CDT
Att. 31,928 - Roof Closed - 73 F

livebaseballscorecards.com

AB	32
R	2
H	6
RBI	2
BB	7
SO	9
LOB	19

WP: 0	PA: 39
PB: 0	
SB: 1	
CS: 0	

BOTTOM

Cincinnati Reds @ Houston Astros

Minute Maid Park, Houston, TX

Wed Sep 20 2006, 1:05 PM CDT
Att. 31,928 - Roof Closed - 73 F

livebaseballscorecards.com

Batter	1	2	3	4	5	6	7	8	9	AB	R	H	RBI	BB	SO	LOB
Craig Biggio, R (1, 4) OBP: 0.304, SLG: 0.423 4 Eric Bruntlett, R (8, 8) OBP: 0.339, SLG: 0.327	B C F X 1-2 P6 ①		F L F B B S 2-3 K ①		B C S F B B X 3-2 F9 ②	B X 1-0 2-H 3-H HR		C B B F X 2-2 FC6 1B		4 1	1 0	1 1	3 0	0 0	1 0	2 0
Mike Lamb, L (1, 5) OBP: 0.358, SLG: 0.474	C B B B C X 3-2 G3 ②		B X 1-0 F8 ②		B B B C B 4-1 17 HBP 3B BB	X 0-0 G3 ②		B X 1-0 1-2f FC6 ③		4	1	0	0	1	0	2
17 Lance Berkman, S (1, 3) OBP: 0.416, SLG: 0.615	B F F B B X 3-2 F9 ③		B B C B B 4-1 BB		F S B H 2-2 1-2 3B HBP	F B B X 2-1 G6-3 ③				2	1	0	0	1	0	0
Luke Scott, L (1, 7) OBP: 0.470, SLG: 0.700		X 0-0 HR	B C X 1-1 G3-1 ③		F B S B B F X 3-2 1-H 2-H 3-H 3B		X 0-0 F9 ①			4	1	2	4	0	0	2
Aubrey Huff, L (1, 9) OBP: 0.334, SLG: 0.455 Charlton Jimerson, R (9, 9) OBP: 0.250, SLG: 1.000		B B C C S 2-3 K ①		B X 1-0 G4-3 ①	I I I 4-0 IBB		B S B T S 2-3 K ②			3 0	0 0	0 0	0 0	1 0	2 0	0 0
2 Chris Burke, R (1, 8) OBP: 0.354, SLG: 0.430 (8, 4)		B B C B F F F F C 3-3 K ②		C X 0-1 P5 ②	C F S 0-3 K ③		B X 1-0 1B			4	0	1	0	0	2	2
28 Adam Everett, R (1, 6) OBP: 0.290, SLG: 0.358		X 0-0 1B	C B B X 2-1 F7 ③			B B B C C B 4-2 SH3-4 1B HR BB	X 0-0 P2 ③			3	1	1	0	1	0	1
Brad Ausmus, R (1, 2) OBP: 0.309, SLG: 0.288		X 0-0 G1-3 ③			C C B B X 2-2 SH1-4 3B 2B	1 SAFE C F B F X 1-2 SH3-4 HR 1B		F B B B X 2-1 G1-3 ①		4	2	2	0	0	0	1
Roger Clemens, R (1, 1) OBP: 0.222, SLG: 0.130 Russ Springer, R (7, 1) 64 Fernando Nieve, R (8, 1) OBP: 0.222, SLG: 0.125 Trever Miller, R (8, 1) Orlando Palmeiro, L (8, PH) OBP: 0.272, SLG: 0.290 54 Brad Lidge, R (9, 1)			C C B B X 2-2 2B		L B B X 2-1 SH1-4 ① 2-3	B B L L X 2-2 SH3-4 ① 1-2 2-3		B B C C B X 3-2 F7 ②		1 0 0 0 0 1 0	0 0 0 0 0 0 0	1 0 0 0 0 0 0	0 0 0 0 0 0 0	0 0 0 0 0 0 0	0 0 0 0 0 0 0	0 0 0 0 0 0 0
Inning Stats	R: 0 E: 0 K: 0 S: 9 H: 0 LOB: 0 BB: 0 P: 16	R: 1 E: 0 K: 2 S: 12 H: 2 LOB: 1 BB: 0 P: 17	R: 0 E: 0 K: 1 S: 11 H: 1 LOB: 2 BB: 1 P: 21	R: 0 E: 0 K: 0 S: 5 H: 0 LOB: 0 BB: 0 P: 8	R: 3 E: 0 K: 1 S: 19 H: 2 LOB: 2 BB: 2 P: 39	R: 3 E: 0 K: 0 S: 13 H: 2 LOB: 0 BB: 1 P: 23	R: 0 E: 0 K: 1 S: 6 H: 1 LOB: 1 BB: 0 P: 9	R: 0 E: 0 K: 0 S: 9 H: 1 LOB: 1 BB: 0 P: 17		1B: 4 2B: 2 3B: 1 HR: 2	SF: 0 SAC: 2 DP: 0 HBP: 1					

	AB	31
	R	7
	H	9
	RBI	7
	BB	4
	SO	5
	LOB	10

WP: 0 PB: 0 SB: 0 CS: 0 PA: 38

PITCHER		IP	WLS	BF	H	R	ER	SO	BB	IBB	HBP	BLK	WP	HR	S	P	ERA	WHIP
61 Bronson Arroyo, R ERA: 3.38	(1, 1)	5.1	L	28	7	7	7	4	3	1	1	0	0	2	66	119	11.81	1.875
45 Bill Bray, L ERA: 4.07	(6, 1)	0.2		2	0	0	0	0	0	0	0	0	0	0	3	5	0.00	0.000
37 Brian Shackelford, L ERA: 7.16	(7, 1)	0.2		3	1	0	0	1	0	0	0	0	0	0	5	8	0.00	1.500
Jason Standridge, R ERA: 3.93	(7, 1)	0.1		1	0	0	0	0	0	0	0	0	0	0	1	1	0.00	0.000
56 Todd Coffey, R ERA: 3.45	(8, 1)	1.0		4	1	0	0	0	0	0	0	0	0	0	9	17	0.00	1.000

PITCHER	IP	WLS	BF	H	R	ER	SO	BB	IBB	HBP	BLK	WP	HR	S	P	ERA	WHIP

Batter	1	2	3	4	5	6	7	8	9	AB	R	H	RBI	BB	SO	LOB
Juan Pierre, L (1, 8) OBP: 0.330, SLG: 0.385	B X 1-0 2 S 2 SH 1B		B X 1-0 ① G4-3		X 0-0 19 WP 2 BB 1B					3	1	2	0	0	0	0
2 Ryan Theriot, R (1, 4) OBP: 0.417, SLG: 0.529	B X 1-0 SH 16 CS 1-H		B B B C B 4-1 29 WP 19 HBP BB		1 SAFE B B 1 SAFE C D 1 SAFE 1 SAFE B 4-1 19 WP 1-2 BB					0	0	0	0	2	0	0
16 Aramis Ramirez, R (1, 5) OBP: 0.350, SLG: 0.549	D 1 SAFE 1 SAFE 1 SAFE 1 SAFE C X 1-1 ① ② L5 1-2		B C 1 SAFE 1 SAFE X 1-1 ② F7		F F F D S 1-3 ② K					3	0	0	0	0	1	4
19 Matt Murton, R (1, 7) OBP: 0.362, SLG: 0.443	B C B X 2-1 ③ F9		B F C H 2-2 29 WP 1-2 HBP		C F F F B B F X 2-2 ③ G6-3 1-2 2-3					2	0	0	0	0	0	2
29 Ángel Pagán, S (1, 9) OBP: 0.310, SLG: 0.413		C C X 0-2 ① F7	F S B X 1-2 ③ G4-3 1-2 2-3							2	0	0	0	0	0	2
24 Henry Blanco, R (1, 3) OBP: 0.308, SLG: 0.442		B B X 2-0 HR		B C X 1-1 ① G6-3						2	1	1	1	0	0	0
5 Ronny Cedeno, R (1, 6) OBP: 0.275, SLG: 0.345		X 0-0 E7 58 FC5-2 2B		S L F S 0-3 ② K						2	0	1	0	0	1	0
58 Geovany Soto, R (1, 2) OBP: 0.261, SLG: 0.273		C S X 0-2 ② FC5-2 3-H		B X 1-0 ③ G3-1						2	0	0	0	0	0	1
53 Rich Hill, L (1, 1) OBP: 0.138, SLG: 0.143		C X 0-1 ③ L8			C F B F B F C 2-3 ① K					2	0	0	0	0	1	1
Inning Stats	R: 1 E: 1 K: 0 S: 6 H: 1 LOB: 0 BB: 0 P: 11	R: 1 E: 1 K: 0 S: 10 H: 2 LOB: 1 BB: 0 P: 12	R: 0 E: 0 K: 0 S: 9 H: 0 LOB: 2 BB: 1 P: 18	R: 0 E: 0 K: 1 S: 7 H: 0 LOB: 0 BB: 0 P: 9	R: 0 E: 0 K: 2 S: 17 H: 1 LOB: 2 BB: 1 P: 26					1B: 2 2B: 1 3B: 0 HR: 1 SF: 0 SAC: 1 DP: 0 HBP: 1						

TOP

Chicago Cubs @ Cincinnati Reds

Great American Ball Park, Cincinnati, OH

Fri Sep 22 2006, 7:10 PM EDT

Att. 21,332 - Overcast - 66 F

livebaseballscorecards.com

AB	18
R	2
H	4
RBI	1
BB	2
SO	3
LOB	10

PITCHER		IP	WLS	BF	H	R	ER	SO	BB	IBB	HBP	BLK	WP	HR	S	P	ERA	WHIP
Chris Michalak, L ERA: 4.5	(1, 1)	4.1	W	20	4	2	1	2	2	0	1	0	1	1	39	63	2.08	1.385
56 Todd Coffey, R ERA: 3.42	(5, 1)	0.2	S	2	0	0	0	1	0	0	0	0	1	0	10	13	0.00	0.000

PITCHER	IP	WLS	BF	H	R	ER	SO	BB	IBB	HBP	BLK	WP	HR	S	P	ERA	WHIP

WP: 2 PA: 22
PB: 0
SB: 1
CS: 1

Batter	1	2	3	4	5	6	7	8	9	AB	R	H	RBI	BB	SO	LOB
27 Chris Denorfia, R (1, 8) OBP: 0.300, SLG: 0.301	B S F F B X 2-2 G6-3 ①		B C C B C 2-3 K ②		B X 1-0 F8 ①					3	0	0	0	0	1	0
4 Brandon Phillips, R (1, 6) OBP: 0.327, SLG: 0.431	S T S 0-3 K ②		F C B X 1-2 F9 ③		C S B S 1-3 K ②					3	0	0	0	0	2	0
Rich Aurilia, R (1, 3) OBP: 0.347, SLG: 0.522	C F B F S 1-3 K ③			X 0-0 12 HR 1B	C F B B B C 3-3 K ③					3	1	1	0	0	2	0
Adam Dunn, L (1, 7) OBP: 0.369, SLG: 0.507		S B C B X 2-2 L9 ①		B B C X 2-1 P6 ①						2	0	0	0	0	0	1
12 Edwin Encarnación, R (1, 5) OBP: 0.366, SLG: 0.497		B B B C B 4-1 BB		B X 1-0 1-H HR						1	1	1	2	1	0	0
26 David Ross, R (1, 2) OBP: 0.352, SLG: 0.581		B F B S C 2-3 K ②		L B F F B S 2-3 K ②						2	0	0	0	0	2	1
9 Juan Castro, R (1, 4) OBP: 0.276, SLG: 0.345		1 SAFE 1 B S F F C SAFE 1-3 K ③		S F B F F B B F F 4-2 F B BB						1	0	0	0	1	1	1
Norris Hopper, R (1, 9) OBP: 0.400, SLG: 0.480			B F F F X 1-2 HR	F B F S 1-3 K ③						2	1	1	1	0	1	1
Chris Michalak, L (1, 1) OBP: 0.375, SLG: 0.429 56 Todd Coffey, R (5, 1) Brendan Harris, R (5, PH) OBP: 0.310, SLG: 0.368			B C S C C 1-3 K ①		F B C B B F F X 3-2 HR					1 0 1	0 0 1	0 0 1	0 0 1	0 0 0	1 0 0	0 0 0
Inning Stats	R: 0 H: 0 E: 0 LOB: 0 K: 2 BB: 0 S: 11 P: 14	R: 0 H: 0 E: 0 LOB: 1 K: 2 BB: 1 S: 11 P: 20	R: 1 H: 1 E: 0 LOB: 0 K: 2 BB: 0 S: 12 P: 17	R: 2 H: 2 E: 0 LOB: 1 K: 2 BB: 1 S: 18 P: 28	R: 1 H: 1 E: 0 LOB: 0 K: 2 BB: 0 S: 12 P: 20					1B: 1 SF: 0 2B: 0 SAC: 0 3B: 0 DP: 0 HR: 3 HBP: 0						

BOTTOM

Chicago Cubs @ Cincinnati Reds
Great American Ball Park, Cincinnati, OH
Fri Sep 22 2006, 7:10 PM EDT
Att. 21,332 - Overcast - 66 F

livebaseballscorecards.com

AB	19
R	4
H	4
RBI	4
BB	2
SO	10
LOB	4

PITCHER	IP	WLS	BF	H	R	ER	SO	BB	IBB	HBP	BLK	WP	HR	S	P	ERA	WHIP
53 Rich Hill, L (1, 1) ERA: 4.29	5.0	L	21	4	4	4	10	2	0	0	0	0	3	64	99	7.20	1.200

PITCHER	IP	WLS	BF	H	R	ER	SO	BB	IBB	HBP	BLK	WP	HR	S	P	ERA	WHIP

Batter	1	2	3	4	5	6	7	8	9	AB	R	H	RBI	BB	SO	LOB
Juan Pierre, L (1, 8) OBP: 0.330, SLG: 0.388	C B X 1-1 2 E 2B	B F F X 1-1 E4 2 S		B F F F X 1-2 ① F8	C B X 1-1 ① G4-3		B X 1-0 2 G5-3 2B 2-H			5	1	2	1	0	0	0
2 Ryan Theriot, R (1, 4) OBP: 0.416, SLG: 0.523	B B X 2-0 E2 16 HR 1B 2-H	C 1 SAFE B B B F F F X 3-2 ③ G1-3 1-2		C F F B B X 2-2 19 BB 16 E 29 BB 1B	C C X 0-2 ② L9		C F B X 1-2 ② G5-3 2-3			5	2	2	0	0	0	2
16 Aramis Ramirez, R (1, 5) OBP: 0.350, SLG: 0.555	X 0-0 2-H HR		C F B X 1-2 19 E 2B	B D B S F X 3-2 FC6 29 BB 19 BB 1B 1-2	C B B F F F X 2-2 ③ F9		B X 1-0 ③ G3			5	3	2	2	0	0	2
19 Matt Murton, R (1, 7) OBP: 0.362, SLG: 0.442	C S B S 1-3 ① K		B X 1-0 E8 29 1B SF9 1B 2-H	B B B B 4-0 29 BB 1B BB 1-2 2-3		B C X 1-1 ① G5-3		F C B X 1-2 ① G3-1		4	2	1	0	1	1	0
29 Ángel Pagán, S (1, 9) OBP: 0.313, SLG: 0.409	B C C T 1-2 ② K		1 SAFE F F X 0-1 1-3 1B	B B B B C B 4-1 1B 24 E BB 1-2 2-3 3-H		B X 1-0 ② G6-3		X 0-0 ② G4-3		4	1	1	1	1	1	0
John Mabry, L (1, 3) OBP: 0.293, SLG: 0.328	S B B B S B B 4-2 BB		F F X 0-2 ① SF9 3-H	X 0-0 24 E 1-3 2-H 3-H 1B		B X 1-0 1B		B B X 2-0 ③ F8		3	0	2	3	1	0	0
24 Henry Blanco, R (1, 2) OBP: 0.301, SLG: 0.431	C C B D F X 2-2 ③ G5-3		C F C 0-3 ② K	X 0-0 E4 1-2 3-H		C X 0-1 ③ P4			F B F S 1-3 ① K	5	0	0	1	0	2	4
5 Ronny Cedeno, R (1, 6) OBP: 0.272, SLG: 0.341		X 0-0 ① F8	D X 1-0 ③ L8	C F F B S 1-3 ② K			B X 1-0 E5 2B		X 0-0 ② F9	5	1	0	0	0	1	3
38 Carlos Zambrano, S (1, 1) OBP: 0.167, SLG: 0.414 47 Scott Eyre, L (8, 1) Bob Howry, L (8, 1) OBP: 1.000, SLG: 1.000 27 Buck Coats, L (9, PH) OBP: 0.154, SLG: 0.231 46 Ryan Dempster, R (9, 1)		F B S F X 1-2 ② G3		1-2 HR 1-3 ③ K2-3			F F F S 0-3 ① K		F X 0-1 ③ G4-3	4 0 0 1 0	1 0 0 0 0	1 0 0 0 0	1 0 0 0 0	0 0 0 0 0	2 0 0 0 0	3 0 0 0 0

TOP

Chicago Cubs @ Cincinnati Reds

Great American Ball Park, Cincinnati, OH

Sat Sep 23 2006, 6:10 PM EDT
Att. 28,264 - Overcast - 69 F

livebaseballscorecards.com

AB	41
R	11
H	11
RBI	9
BB	3
SO	7
LOB	14

Inning Stats	1	2	3	4	5	6	7	8	9
	R: 3 E: 1 K: 2 S: 16	R: 0 E: 1 K: 0 S: 12	R: 2 E: 1 K: 1 S: 13	R: 5 E: 2 K: 2 S: 24	R: 0 E: 0 K: 0 S: 10	R: 0 E: 0 K: 0 S: 6	R: 1 E: 1 K: 1 S: 10	R: 0 E: 0 K: 0 S: 5	R: 0 E: 0 K: 1 S: 6
	H: 3 LOB: 1 BB: 1 P: 27	H: 0 LOB: 1 BB: 0 P: 17	H: 3 LOB: 1 BB: 0 P: 16	H: 3 LOB: 2 BB: 2 P: 41	H: 0 LOB: 0 BB: 0 P: 13	H: 1 LOB: 1 BB: 0 P: 9	H: 1 LOB: 1 BB: 0 P: 14	H: 0 LOB: 0 BB: 0 P: 8	H: 0 LOB: 0 BB: 0 P: 7

1B: 6	SF: 1	WP: 0	PA: 45
2B: 3	SAC: 0	PB: 0
3B: 0	DP: 0	SB: 1
HR: 2	HBP: 0	CS: 0

PITCHER		IP	WLS	BF	H	R	ER	SO	BB	IBB	HBP	BLK	WP	HR	S	P	ERA	WHIP
Kyle Lohse, R ERA: 6.04	(1, 1)	3.0	L	18	7	6	5	3	1	0	0	0	0	2	45	65	15.00	2.667
Jason Standridge, R ERA: 4.82	(4, 1)	0.1		4	1	0	0	0	1	0	0	0	0	0	10	20	0.00	6.000
45 Bill Bray, L ERA: 4.2	(4, 1)	0.2		5	1	4	3	2	1	0	0	0	0	0	10	16	40.50	3.000
Jason Johnson, R ERA: 6.11	(5, 1)	3.0		12	2	1	0	1	0	0	0	0	0	0	26	36	0.00	0.667
38 Gary Majewski, R ERA: 4.54	(8, 1)	1.0		3	0	0	0	0	0	0	0	0	0	0	5	8	0.00	0.000

PITCHER		IP	WLS	BF	H	R	ER	SO	BB	IBB	HBP	BLK	WP	HR	S	P	ERA	WHIP
Ryan Franklin, R ERA: 4.74	(9, 1)	1.0		3	0	0	0	1	0	0	0	0	0	0	6	7	0.00	0.000

Batter	1	2	3	4	5	6	7	8	9	AB	R	H	RBI	BB	SO	LOB
Dewayne Wise, L (1, 8) OBP: 0.207, SLG: 0.276	F8	2B (2-H)			G6-3		G4-3		E3 (2-3)	5	0	1	1	0	0	1
Scott Hatteberg, L (1, 3) OBP: 0.384, SLG: 0.439	G6-3	G6-3			BB (12 BB)		F7		G4-3	4	0	0	0	1	0	3
12 Edwin Encarnación, R (1, 5) OBP: 0.367, SLG: 0.496	K		1B		BB (1-2)			G1-3		3	0	1	0	1	1	0
Adam Dunn, L (1, 7) OBP: 0.370, SLG: 0.507		1B (4 HR)	K		P5			FC6-4		4	1	2	0	0	1	3
Javier Valentin, S (1, 2) OBP: 0.313, SLG: 0.444		F8	F8		L7			K		4	0	0	0	0	1	5
Todd Hollandsworth, L (1, 9) OBP: 0.277, SLG: 0.433		1B (4 HR)	K			K		FC6-4		3	1	1	0	0	2	1
Norris Hopper, R (8, PH) OBP: 0.387, SLG: 0.462 (9, 9)										1	0	0	0	0	0	1
4 Brandon Phillips, R (1, 6) OBP: 0.329, SLG: 0.439		HR		2B		K			K	4	1	2	3	0	2	0
Ray Olmedo, S (1, 4) OBP: 0.275, SLG: 0.351		BB (G6-3)		K		G4-3			K	3	1	0	0	1	2	1
Kyle Lohse, R (1, 1) OBP: 0.150, SLG: 0.150 Jason Standridge, R (4, 1) 45 Bill Bray, L (4, 1) Brendan Harris, R (4, PH) OBP: 0.353, SLG: 0.529 Jason Johnson, R (5, 1) 9 Juan Castro, R (7, PH) OBP: 0.275, SLG: 0.343 38 Gary Majewski, R (8, 1) Ryan Franklin, R (9, 1) 27 Chris Denorfia, R (9, PH) OBP: 0.389, SLG: 0.524		1 SAFE G6-3		C 2 SAFE K			G6-3		E	1 0 0 1 0 1 0 0 0 1	0 0 0 0 0 0 0 0 0 0	0 0 0 0 0 0 0 0 0 1	0 0 0 0 0 0 0 0 0 0	0 0 0 1 0 1 0 0 0 1	0 0 0 0 1 0 0 0 0 0	1 0 0 1 0 0 0 0 0 0
Inning Stats	R: 0 E: 0 K: 1 S: 6 H: 0 LOB: 0 BB: 0 P: 10	R: 4 E: 0 K: 0 S: 15 H: 4 LOB: 1 BB: 1 P: 25	R: 0 E: 0 K: 2 S: 11 H: 1 LOB: 1 BB: 0 P: 18		R: 0 E: 0 K: 2 S: 7 H: 1 LOB: 0 BB: 0 P: 13	R: 0 E: 0 K: 0 S: 10 H: 0 LOB: 2 BB: 2 P: 21	R: 0 E: 0 K: 2 S: 9 H: 0 LOB: 0 BB: 0 P: 15	R: 0 E: 0 K: 0 S: 6 H: 0 LOB: 0 BB: 0 P: 8	R: 0 E: 0 K: 1 S: 9 H: 1 LOB: 1 BB: 0 P: 12	R: 0 E: 1 K: 2 S: 17 H: 1 LOB: 2 BB: 0 P: 26	1B: 4 2B: 3 3B: 0 HR: 1	SF: 0 SAC: 0 DP: 0 HBP: 0		WP: 0 PB: 0 SB: 0 CS: 0		PA: 38	

PITCHER		IP	WLS	BF	H	R	ER	SO	BB	IBB	HBP	BLK	WP	HR	S	P	ERA	WHIP
38 Carlos Zambrano, R ERA: 3.43	(1, 1)	7.0	W	29	6	4	4	7	3	0	0	0	0	1	64	110	5.14	1.286
47 Scott Eyre, L ERA: 2.85	(8, 1)	0.2		3	1	0	0	1	0	0	0	0	0	0	8	11	0.00	1.500
Bob Howry, R ERA: 3.22	(8, 1)	0.1		1	0	0	0	0	0	0	0	0	0	0	1	1	0.00	0.000
46 Ryan Dempster, R ERA: 4.77	(9, 1)	1.0		5	1	0	0	2	0	0	0	0	0	0	17	26	0.00	1.000

PITCHER	IP	WLS	BF	H	R	ER	SO	BB	IBB	HBP	BLK	WP	HR	S	P	ERA	WHIP

BOTTOM

Chicago Cubs @ Cincinnati Reds

Great American Ball Park, Cincinnati, OH

Sat Sep 23 2006, 6:10 PM EDT
Att. 28,264 - Overcast - 69 F

livebaseballscorecards.com

AB	35
R	4
H	8
RBI	4
BB	3
SO	10
LOB	17

Chicago Cubs @ Cincinnati Reds

Great American Ball Park, Cincinnati, OH

Sun Sep 24 2006, 1:15 PM EDT

Att. 22,226 - Partly Cloudy - 69 F

TOP

livebaseballscorecards.com

Batter	1	2	3	4	5	6	7	8	9	AB	R	H	RBI	BB	SO	LOB
Juan Pierre, L (1, 8) OBP: 0.330, SLG: 0.387	0-1 S 1B		1-0 L8			2-2 F8		0-1 F9		4	0	1	0	0	0	0
Freddie Bynum, L (1, 4) OBP: 0.307, SLG: 0.423	0-3 K 1-2			2-2 P5		0-0 G6-3			3-2 19 FC1-5-4 19 S 1B	4	0	1	0	0	1	1
46 Ryan Dempster, R (9, 1)										0	0	0	0	0	0	0
47 Scott Eyre, L (9, 1)										0	0	0	0	0	0	0
16 Aramis Ramirez, R (1, 5) OBP: 0.349, SLG: 0.558	1-1 L4			0-0 HR		0-1 L7			2-2 P4	4	1	1	1	0	0	2
19 Matt Murton, R (1, 7) OBP: 0.359, SLG: 0.438	0-3 K			0-1 P3			1-2 G6-3		1-2 FC1-5-4 24 1B 2 1B 1-3	4	0	0	0	0	1	2
9 Scott Moore, L (1, 3) OBP: 0.357, SLG: 0.600		0-1 G3		0-0 G4-3			0-3 K		3-2 27 FC5 24 1B 1-2 1B	3	0	0	0	0	1	0
Bob Howry, L (8, 1) OBP: 1.000, SLG: 1.000										0	0	0	0	0	0	0
2 Ryan Theriot, R (9, PH) (9, 4) OBP: 0.421, SLG: 0.527										1	0	1	0	0	0	0
24 Henry Blanco, R (1, 2) OBP: 0.300, SLG: 0.428		1-1 P2			0-3 K		1-3 K		0-0 27 FC5 1-2 2-3 1B	4	0	1	0	0	2	0
27 Buck Coats, L (1, 9) OBP: 0.176, SLG: 0.412		0-0 G6-3			1-1 E3			2-2 HR	0-0 FC5 1-2 2-3f	4	1	1	1	0	0	3
5 Ronny Cedeno, R (1, 6) OBP: 0.271, SLG: 0.339			0-3 K		0-3 K			0-3 K		3	0	0	0	0	3	1
51 Juan Mateo, R (1, 1)			1-3 K		0-0 G1			1-0 P5		2	0	0	0	0	1	1
43 Michael Wuertz, R (6, 1)										0	0	0	0	0	0	0
13 Will Ohman, L (7, 1) OBP: 1.000, SLG: 1.000										0	0	0	0	0	0	0
John Mabry, L (8, PH) (8, 3) OBP: 0.292, SLG: 0.326										1	0	0	0	0	0	0
Inning Stats	R: 0 E: 0 K: 2 S: 10 H: 1 LOB: 1 BB: 0 P: 11	R: 0 E: 0 K: 0 S: 5 H: 0 LOB: 0 BB: 0 P: 6	R: 0 E: 0 K: 2 S: 7 H: 0 LOB: 0 BB: 0 P: 9	R: 1 E: 0 K: 0 S: 8 H: 1 LOB: 0 BB: 0 P: 10	R: 0 E: 1 K: 2 S: 9 H: 0 LOB: 1 BB: 0 P: 10	R: 0 E: 0 K: 0 S: 7 H: 0 LOB: 0 BB: 0 P: 9	R: 0 E: 0 K: 2 S: 11 H: 0 LOB: 0 BB: 0 P: 13	R: 1 E: 0 K: 1 S: 11 H: 1 LOB: 0 BB: 0 P: 14	R: 0 E: 0 K: 0 S: 19 H: 3 LOB: 3 BB: 0 P: 28	1B: 4 2B: 0 3B: 0 HR: 2 SF: 0 SAC: 0 DP: 0 HBP: 0							

	AB	34
	R	2
	H	6
	RBI	2
	BB	0
	SO	9
	LOB	10

WP: 0 PB: 0 SB: 2 CS: 0 PA: 34

PITCHER	IP	WLS	BF	H	R	ER	SO	BB	IBB	HBP	BLK	WP	HR	S	P	ERA	WHIP
39 Aaron Harang, R (1, 1) ERA: 3.83	9.0	W	34	6	2	2	9	0	0	0	0	0	2	87	110	2.00	0.667

PITCHER	IP	WLS	BF	H	R	ER	SO	BB	IBB	HBP	BLK	WP	HR	S	P	ERA	WHIP

BOTTOM

Chicago Cubs @ Cincinnati Reds

Great American Ball Park, Cincinnati, OH

Sun Sep 24 2006, 1:15 PM EDT

Att. 22,226 - Partly Cloudy - 69 F

Batter	1	2	3	4	5	6	7	8	9	AB	R	H	RBI	BB	SO	LOB
27 Chris Denorfia, R (1, 8) OBP: 0.326, SLG: 0.333	BBCBFX 3-2 BB 1B		BX 1-0 P6		BCBFFX 2-2 L4		BBBCCB 4-2 BB		BSBBCFX 3-2 1B 1B 3-H	4	1	2	0	1	0	0
Scott Hatteberg, L (1, 3) OBP: 0.388, SLG: 0.439	BBBB 4-0 1-2 BB		BBCBBB 4-1 FC6-4 BB		BCBBBB 4-1 FC6-4 BB		1 SAFE C 1 BBSS 2-3 K		B 1 SAFE CBX 2-1 1B IBB 1-3 1B	2	0	1	0	3	1	1
Rich Aurilia, R (1, 6) OBP: 0.346, SLG: 0.517	BSX 1-1 P3		SBFX 1-2 FC6-4 1-2f		CBFFX 1-2 F9			CBBX 2-1 F8	IIII 4-0 1B IBB 1-2	4	0	0	0	1	0	4
Adam Dunn, L (1, 7) OBP: 0.370, SLG: 0.506 Dewayne Wise, L (2, 7) OBP: 0.219, SLG: 0.281 Royce Clayton, R (9, PH) OBP: 0.305, SLG: 0.341	CBBFOC 3-3 K			FBCX 1-2 G1-3	BSX 1-1 FC6-4 1-2f			CSX 0-2 12 1B 1B	CBDSFFFFB 3-2 FX 1-2 2-3 3-H 1B	1 3 1	0 0 0	0 1 1	0 0 1	0 0 0	1 0 0	2 1 0
12 Edwin Encarnación, R (1, 5) OBP: 0.368, SLG: 0.496	BX 1-0 F9			X 0-0 4 1B G4-3 1B		CX 0-1 G6-3		CFX 0-2 1-2 1B		4	1	2	0	0	0	2
4 Brandon Phillips, R (1, 4) OBP: 0.328, SLG: 0.438		CFBX 1-2 G6-3		X 0-0 G4-3 1-3 1B		X 0-0 G6-3		CSS 0-3 K		4	0	1	0	0	1	2
Norris Hopper, R (1, 9) OBP: 0.343, SLG: 0.400		CFC 0-3 K		FBB 1 SAFE BFX 3-2 G4-3 1-2 3-H		BCX 1-1 L4		FFC 0-3 K		4	0	0	1	0	2	3
Jason LaRue, R (1, 2) OBP: 0.314, SLG: 0.337 Todd Hollandsworth, L (9, PH) OBP: 0.281, SLG: 0.440 Ray Olmedo, S (9, PR) OBP: 0.275, SLG: 0.351		BBX 2-0 G5-3		IIII 4-0 IBB			SFBFBBS 3-3 K		BBFX 2-1 9 WP 27 WP 2B	2 1 0	0 0 1	0 1 0	0 0 0	1 0 0	1 0 0	0 0 0
39 Aaron Harang, R (1, 1) OBP: 0.139, SLG: 0.114 9 Juan Castro, R (9, PH) OBP: 0.274, SLG: 0.342			BBCFS 2-3 K	CSBS 1-3 K			FFS 0-3 K		BLFBS 2-3 K 2-3	3 1	0 0	0 0	0 0	0 1	3 1	2 1

	AB	R	H	RBI	BB	SO	LOB
	34	3	9	2	6	10	18

livebaseballscorecards.com

Inning Stats	1	2	3	4	5	6	7	8	9
	R: 0 E: 0 K: 1 S: 9 H: 1 LOB: 2 BB: 1 P: 21	R: 0 E: 0 K: 1 S: 7 H: 0 LOB: 0 BB: 0 P: 10	R: 0 E: 0 K: 1 S: 8 H: 0 LOB: 1 BB: 1 P: 16	R: 1 E: 0 K: 1 S: 11 H: 2 LOB: 2 BB: 1 P: 20	R: 0 E: 0 K: 0 S: 11 H: 0 LOB: 1 BB: 1 P: 19	R: 0 E: 0 K: 0 S: 5 H: 0 LOB: 0 BB: 0 P: 6	R: 0 E: 0 K: 3 S: 12 H: 0 LOB: 1 BB: 1 P: 21	R: 0 E: 0 K: 2 S: 14 H: 2 LOB: 2 BB: 0 P: 16	R: 2 E: 0 K: 1 S: 19 H: 4 LOB: 3 BB: 1 P: 35

	1B	SF	WP	PA
	8	0	2	40
	2B	SAC	PB	
	1	0	0	
	3B	DP	SB	
	0	0	0	
	HR	HBP	CS	
	0	0	0	

PITCHER		IP	WLS	BF	H	R	ER	SO	BB	IBB	HBP	BLK	WP	HR	S	P	ERA	WHIP
51 Juan Mateo, R ERA: 4.09	(1, 1)	5.0		22	3	1	1	4	3	1	0	0	0	0	46	86	1.80	1.200
43 Michael Wuertz, R ERA: 2.63	(6, 1)	1.2		6	0	0	0	2	1	0	0	0	0	0	14	22	0.00	0.600
13 Will Ohman, L ERA: 4.22	(7, 1)	0.1		1	0	0	0	1	0	0	0	0	0	0	3	5	0.00	0.000
Bob Howry, R ERA: 3.18	(8, 1)	1.0	H	5	2	0	0	2	0	0	0	0	0	0	14	16	0.00	2.000
46 Ryan Dempster, R ERA: 5.0	(9, 1)	0.1	L	5	3	2	2	1	0	1	0	0	2	0	11	24	54.00	9.000

PITCHER		IP	WLS	BF	H	R	ER	SO	BB	IBB	HBP	BLK	WP	HR	S	P	ERA	WHIP
47 Scott Eyre, L ERA: 2.85	(9, 1)	0.0		1	1	0	0	0	0	0	0	0	0	0	8	11	∞	∞

Batter	1	2	3	4	5	6	7	8	9	AB	R	H	RBI	BB	SO	LOB
Juan Pierre, L (1, 8) OBP: 0.330, SLG: 0.390	1-1 19 E, 16 BB, 29 E, 1B	0-0 G1-3		0-1 3B			0-1 G4-3		2-1 F8	5	1	2	0	0	0	0
2 Ryan Theriot, R (1, 4) OBP: 0.408, SLG: 0.509	1-2 L8	3-3 K		3-2 P4			2-2 G6-3			4	0	0	0	0	1	2
16 Aramis Ramirez, R (1, 5) OBP: 0.350, SLG: 0.558	4-2 29 E, 19 E, G3-4-3, 1-2, BB	0-0 G6-3			0-2 G5-3			1-0 29 WP, 2B		3	1	1	0	1	0	0
19 Matt Murton, R (1, 7) OBP: 0.358, SLG: 0.438	1-2 E6, G3-4-3, 29 E, 24 1B, 1-2, 2-3		1-0 2B		1-0 L6			1-3 K		4	1	1	0	0	1	3
29 Ángel Pagán, S (1, 9) OBP: 0.311, SLG: 0.401	2-1 E2, G3-4-3, 24 1B, 1-2, 2-3, 3-H		2-0 F8		3-2 G4-3			4-0 2-3, BB		3	1	0	0	1	0	3
John Mabry, L (1, 3) OBP: 0.286, SLG: 0.320	3-2 G3-4-3, 1-2, 2-3, 3-H		0-0 P5			0-3 K		2-3 K		4	0	0	1	0	2	5
24 Henry Blanco, R (1, 2) OBP: 0.299, SLG: 0.425	3-1 2-H, 3-H, 1B		0-3 K			1-1 F8		1-3 K2-3		4	0	1	2	0	2	3
5 Ronny Cedeno, R (1, 6) OBP: 0.271, SLG: 0.338 9 Scott Moore, L (9, PH) OBP: 0.345, SLG: 0.577	4-0 IBB			1-0 P5		1-3 K			0-3 K	2 1	0 0	0 0	0 0	1 0	1 1	0 0
52 Wade Miller, R (1, 1) OBP: 0.167, SLG: 0.167 44 Roberto Novoa, R (6, 1) OBP: 0.200, SLG: 0.400 Freddie Bynum, L (7, PH) OBP: 0.305, SLG: 0.420 David Aardsma, R (7, 1) 13 Will Ohman, L (7, 1) OBP: 1.000, SLG: 1.000 43 Michael Wuertz, R (7, 1) 47 Scott Eyre, L (7, 1) Jacque Jones, L (9, PH) OBP: 0.332, SLG: 0.495	2-3 K			3-2 F7			2-2 P4		2-2 L6	2 0 1 0 0 0 0 0 1	0 0 0 0 0 0 0 0 0	0 0 0 0 0 0 0 0 0	0 0 0 0 0 0 0 0 0	0 0 0 0 0 0 0 0 0	1 0 0 0 0 0 0 0 0	2 0 0 0 0 0 0 0 0
Inning Stats	R: 4 E: 2 K: 1 S: 22 H: 2 LOB: 2 BB: 2 P: 43	R: 0 E: 0 K: 1 S: 6 H: 0 LOB: 0 BB: 0 P: 9	R: 0 E: 0 K: 1 S: 6 H: 1 LOB: 1 BB: 0 P: 9	R: 0 E: 0 K: 0 S: 9 H: 1 LOB: 1 BB: 0 P: 16	R: 0 E: 0 K: 0 S: 8 H: 0 LOB: 0 BB: 0 P: 12	R: 0 E: 0 K: 2 S: 9 H: 0 LOB: 0 BB: 0 P: 11	R: 0 E: 0 K: 0 S: 9 H: 0 LOB: 0 BB: 0 P: 13	R: 0 E: 0 K: 3 S: 10 H: 1 LOB: 2 BB: 1 P: 19	R: 0 E: 0 K: 1 S: 8 H: 0 LOB: 0 BB: 0 P: 12	1B: 2 2B: 2 3B: 1 HR: 0	SF: 0 SAC: 0 DP: 0 HBP: 0			WP: 1 PB: 0 SB: 0 CS: 0	PA: 37		

PITCHER		IP	WLS	BF	H	R	ER	SO	BB	IBB	HBP	BLK	WP	HR	S	P	ERA	WHIP
61 Bronson Arroyo, R ERA: 3.27	(1, 1)	7.0		29	4	4	0	5	1	1	0	0	0	0	69	113	0.00	0.714
56 Todd Coffey, R ERA: 3.41	(8, 1)	0.1		2	1	0	0	1	0	0	0	0	0	0	4	6	0.00	3.000
Scott Schoeneweis, L ERA: 5.07	(8, 1)	0.2	W	3	0	0	0	2	1	0	0	0	1	0	6	13	0.00	1.500
25 David Weathers, R ERA: 3.69	(9, 1)	1.0	S	3	0	0	0	1	0	0	0	0	0	0	8	12	0.00	0.000

PITCHER	IP	WLS	BF	H	R	ER	SO	BB	IBB	HBP	BLK	WP	HR	S	P	ERA	WHIP

TOP

Chicago Cubs @ Cincinnati Reds

Great American Ball Park, Cincinnati, OH

Mon Sep 25 2006, 12:35 PM EDT

Att. 16,280 - Sunny - 66 F

livebaseballscorecards.com

AB	34
R	4
H	5
RBI	3
BB	3
SO	9
LOB	18

Chicago Cubs @ Cincinnati Reds

Great American Ball Park, Cincinnati, OH

Mon Sep 25 2006, 12:35 PM EDT

Att. 16,280 - Sunny - 66 F

BOTTOM

Batter	1	2	3	4	5	6	7	8	9	AB	R	H	RBI	BB	SO	LOB
27 Chris Denorfia, R (1, 8) OBP: 0.319, SLG: 0.317	C B F X 1-2 G4-3 ①		B C B F F T 2-2 K ②		F B B B X 3-1 F9 ②		B B F B D 4-1 BB 1B 1-2 BB	C S X 0-2 G6-3 ③		4	1	0	0	1	1	0
Scott Hatteberg, L (1, 3) OBP: 0.392, SLG: 0.442 Royce Clayton, R (7, PH) OBP: 0.307, SLG: 0.341 (8, 6)	C C B X 1-2 1B		B B B B 4-0 BB		B C X 1-1 1B		B B C B B 4-1 1B 1-2 2-3 BB			2	0	2	0	1	0	0
										0	0	0	0	1	0	0
Rich Aurilia, R (1, 6) OBP: 0.345, SLG: 0.514 (8, 3)	B S X 1-1 F9 ②		C B B F X 2-2 F8 ③		B F B X 2-1 F9 ③		D B C F X 2-2 1B 1-2 2-H 3-H			4	0	1	2	0	0	3
Adam Dunn, L (1, 7) OBP: 0.369, SLG: 0.503 Dewayne Wise, L (9, 7) OBP: 0.219, SLG: 0.281	B D C F D S 3-3 K ③			B B B B 4-0 4 1B BB		C B X 1-1 F7 ①	C S S 0-3 K ③			3	0	0	0	1	2	3
										0	0	0	0	0	0	0
12 Edwin Encarnación, R (1, 5) OBP: 0.367, SLG: 0.492		B B C B B 4-1 BB		C X 0-1 P3 ①		C B S S 1-3 K ②		B X 1-0 G6-3 ①		3	0	0	0	1	1	1
4 Brandon Phillips, R (1, 4) OBP: 0.329, SLG: 0.437		B X 1-0 F7 ①		B X 1-0 1-2 1B		C B X 1-1 G6-3 ③		B B B C B 4-1 1B HR BB		3	1	1	0	1	0	1
Todd Hollandsworth, L (1, 9) OBP: 0.277, SLG: 0.434 Norris Hopper, R (8, PH) OBP: 0.361, SLG: 0.419 (9, 9)		D F X 1-1 F8 ②		B B F B X 3-1 P5 ②			B F B F F X 2-2 P6 ①	C 1 B X SAFE 1-1 1-3 HR 1B		3	0	0	0	0	0	3
										1	1	1	0	0	0	0
26 David Ross, R (1, 2) OBP: 0.347, SLG: 0.571		B D S S X 2-1 F7 ③		D B F S B F X 3-2 F8 ③			C X 0-1 G3 ②	S B F D T 2-2 K ②		4	0	0	0	0	1	5
61 Bronson Arroyo, R (1, 1) OBP: 0.146, SLG: 0.228 Ray Olmedo, S (7, PH) OBP: 0.293, SLG: 0.351 56 Todd Coffey, R (8, 1) Scott Schoeneweis, L (8, 1) Ken Griffey Jr., L (8, PH) OBP: 0.316, SLG: 0.487 25 David Weathers, R (9, 1)			C B B X 2-1 F9 ①		C B S S X 1-2 P3 ①		B F F F F B B F B 4-2 BB 27 BB 1B BB	B F X 1-1 1-H 3-H HR		2	0	0	0	0	0	0
										0	1	0	0	1	0	0
										0	0	0	0	0	0	0
										0	0	0	0	0	0	0
										1	1	1	3	0	0	0
										0	0	0	0	0	0	0
Inning Stats	R: 0 E: 0 K: 1 S: 11 H: 1 LOB: 1 BB: 0 P: 17	R: 0 E: 0 K: 0 S: 6 H: 0 LOB: 1 BB: 1 P: 14	R: 0 E: 0 K: 1 S: 9 H: 0 LOB: 1 BB: 1 P: 19	R: 0 E: 0 K: 0 S: 9 H: 1 LOB: 2 BB: 1 P: 20	R: 0 E: 0 K: 0 S: 9 H: 1 LOB: 1 BB: 0 P: 16	R: 0 E: 0 K: 1 S: 7 H: 0 LOB: 0 BB: 0 P: 10	R: 2 E: 0 K: 1 S: 18 H: 1 LOB: 2 BB: 3 P: 34	R: 3 E: 0 K: 1 S: 12 H: 2 LOB: 0 BB: 1 P: 21		1B: 5 2B: 0 3B: 0 HR: 1	SF: 0 SAC: 0 DP: 0 HBP: 0			WP: 0 PB: 0 SB: 0 CS: 0	PA: 37		

PITCHER		IP	WLS	BF	H	R	ER	SO	BB	IBB	HBP	BLK	WP	HR	S	P	ERA	WHIP
52 Wade Miller, R ERA: 3.57	(1, 1)	5.0		21	3	0	0	2	3	0	0	0	0	0	44	86	0.00	1.200
44 Roberto Novoa, R ERA: 4.26	(6, 1)	1.0		3	0	0	0	1	0	0	0	0	0	0	7	10	0.00	0.000
David Aardsma, R ERA: 4.35	(7, 1)	0.2		4	0	2	2	0	2	0	0	0	0	0	11	21	27.00	3.000
13 Will Ohman, L ERA: 4.22	(7, 1)	0.0		1	0	0	0	0	1	0	0	0	0	0	1	5	∞	∞
43 Michael Wuertz, R ERA: 2.63	(7, 1)	0.0		1	1	0	0	0	0	0	0	0	0	0	3	5	∞	∞

PITCHER		IP	WLS	BF	H	R	ER	SO	BB	IBB	HBP	BLK	WP	HR	S	P	ERA	WHIP
47 Scott Eyre, L ERA: 3.23	(7, 1)	1.1	L	7	2	3	3	2	1	0	0	0	0	1	15	24	20.25	2.250

livebaseballscorecards.com

AB	30
R	5
H	6
RBI	5
BB	7
SO	5
LOB	16

Batter	1	2	3	4	5	6	7	8	9	AB	R	H	RBI	BB	SO	LOB
27 Chris Denorfia, R (1, 8) OBP: 0.347, SLG: 0.372	B C B X 2-1 F9 SH1-3 1B	B C X 1-1 2-H 1B		B X 1-0 G4-3 2B		1 SAFE X 0-0 ① SH3 1-2		X 0-0 SH1 2B		4	0	4	1	0	0	0
Royce Clayton, R (1, 6) OBP: 0.307, SLG: 0.343	X 0-0 ① SH1-3 1-2	C C X 0-2 ② F8		B C B B X 3-1 ① G4-3 2-3		B C X 1-1 2-H 2B		X 0-0 ① SH1 2-3		3	0	1	1	0	0	2
Rich Aurilia, R (1, 3) (9, 5) OBP: 0.341, SLG: 0.508	B X 1-0 ② F9 2-3	F B F 1 SAFE B X 2-2 ③ F8		F F S 0-3 ② K		B F X 1-1 ② G5-3		B X 1-0 ② G5-3		5	0	0	0	0	1	5
12 Edwin Encarnación, R (1, 5) OBP: 0.365, SLG: 0.487 Dewayne Wise, L (9, 7) OBP: 0.219, SLG: 0.281	B B B B 4-0 4 FC5 BB BB	B C C B X 2-2 ① F8	B X 1-0 ③ P6		C B D F C 2-3 ③ K		X 0-0 ③ P5		4 0	0 0	0 0	0 0	1 0	1 0	3 0
Adam Dunn, L (1, 7) OBP: 0.369, SLG: 0.500 Scott Schoeneweis, L (9, 1)	B C B B C B B 4-2 4 FC5 1-2 BB	C S S F B B B 4-2 26 HR BB		C C C 0-3 ① K		B B X 2-0 ① F9		B C X 1-1 ① P6		3 0	1 0	0 0	0 0	2 0	1 0	0 0
4 Brandon Phillips, R (1, 4) OBP: 0.326, SLG: 0.433	F B F B F X 2-2 ③ FC5 1-2 2-3f	F S X 0-2 ② L8		B F S S F S 1-3 ② K		L M S 0-3 ② K		S C S 0-3 ② K		5	0	0	0	0	3	4
26 David Ross, R (1, 2) OBP: 0.355, SLG: 0.597	S B S S X 1-2 HR	B B B C X 3-1 1-H HR		B B B 4-0 BB		B F B B B 4-1 1B BB		C B B S S 2-3 ③ K		3	2	2	3	2	1	0
Norris Hopper, R (1, 9) OBP: 0.400, SLG: 0.457	X 0-0 31 SH5-4 27 1B 1B	X 0-0 1B		B B F F B X 3-2 ③ G4-3		F F F X 0-2 1-2 1B				4	1	3	0	0	0	1
31 Matt Belisle, R (1, 1) Ryan Franklin, R (4, 1) Brendan Harris, R (6, PH) OBP: 0.318, SLG: 0.359 38 Gary Majewski, R (6, 1) 56 Todd Coffey, R (6, 1) Javier Valentin, S (7, PH) OBP: 0.311, SLG: 0.442 25 David Weathers, R (7, 1) Scott Hatteberg, L (9, 3) OBP: 0.392, SLG: 0.442	C L B X 1-2 ① SH5-4 1-2	C F B B B X 3-2 ③ F9				B B B C B 4-1 27 SH3 2B BB	X 0-0 ③ G4-3			1 0 0 0 0 1 0 0 0	0 0 1 0 0 0 0 0 0	0 0 0 0 0 0 0 0 0	0 0 0 0 0 1 0 0 0	0 0 1 0 0 0 0 0 0	0 0 0 0 0 0 0 0 0	1 0 0 0 0 2 0 0 0
Inning Stats	R: 0 H: 1 E: 0 LOB: 3 K: 0 BB: 2 S: 10 P: 23	R: 2 H: 3 E: 0 LOB: 1 K: 0 BB: 0 S: 15 P: 20	R: 2 H: 2 E: 0 LOB: 1 K: 0 BB: 1 S: 15 P: 27	R: 0 H: 1 E: 0 LOB: 1 K: 1 BB: 0 S: 7 P: 12	R: 0 H: 0 E: 0 LOB: 1 K: 2 BB: 1 S: 10 P: 18	R: 1 H: 1 E: 0 LOB: 1 K: 1 BB: 1 S: 9 P: 17	R: 0 H: 1 E: 0 LOB: 2 K: 1 BB: 1 S: 10 P: 16	R: 0 H: 1 E: 0 LOB: 1 K: 0 BB: 0 S: 4 P: 5	R: 0 H: 0 E: 0 LOB: 0 K: 2 BB: 0 S: 8 P: 11	1B: 5 SF: 0 2B: 3 SAC: 4 3B: 0 DP: 0 HR: 2 HBP: 0						

PITCHER		IP	WLS	BF	H	R	ER	SO	BB	IBB	HBP	BLK	WP	HR	S	P	ERA	WHIP
Dontrelle Willis, L ERA: 3.89	(1, 1)	5.0	L	27	7	5	5	3	5	0	0	0	0	2	58	105	9.00	2.400
Matt Herges, R ERA: 4.08	(6, 1)	1.0		4	1	0	0	1	0	0	0	0	0	0	8	12	0.00	1.000
Randy Messenger, R ERA: 5.91	(7, 1)	2.0		9	2	0	0	1	1	0	0	0	0	0	14	21	0.00	1.500
37 Renyel Pinto, L ERA: 3.38	(9, 1)	1.0		3	0	0	0	2	0	0	0	0	0	0	8	11	0.00	0.000

PITCHER	IP	WLS	BF	H	R	ER	SO	BB	IBB	HBP	BLK	WP	HR	S	P	ERA	WHIP

TOP

Cincinnati Reds @ Florida Marlins

Dolphin Stadium, Miami, FL

Tue Sep 26 2006, 7:05 PM EDT

Att. 11,422 - Partly Cloudy - 87 F

livebaseballscorecards.com

AB	33
R	5
H	10
RBI	5
BB	6
SO	7
LOB	18

1B: 5	SF: 0	WP: 0	PA: 43
2B: 3	SAC: 4	PB: 0	
3B: 0	DP: 0	SB: 0	
HR: 2	HBP: 0	CS: 0	

Batter	1	2	3	4	5	6	7	8	9	AB	R	H	RBI	BB	SO	LOB
2 Hanley Ramirez, R (1, 6) OBP: 0.351, SLG: 0.469	G6-3		BB	P3		G1-3		6 E 1B		4	0	1	0	1	0	4
6 Dan Uggla, R (1, 4) OBP: 0.339, SLG: 0.482	P4		1B	1B	1B	F8		E1		5	0	2	0	0	0	3
Miguel Cabrera, R (1, 5) OBP: 0.427, SLG: 0.565	BB		F8		17 G3-6-3 1B		P4	K		4	0	1	0	1	1	4
14 Josh Willingham, R (1, 7) OBP: 0.358, SLG: 0.496	F9		G5-4-3		K		F8		G6-3	5	0	0	0	0	1	5
17 Mike Jacobs, L (1, 3) OBP: 0.326, SLG: 0.476		20 BB 1B		G4-3	G3-6-3		12 FC5-4 BB		G4-3	4	0	1	0	1	0	2
12 Cody Ross, R (1, 9) OBP: 0.305, SLG: 0.458		K		4 FC3-6 BB		4 1B 20 SF9 1B	FC5-4		2B	4	1	2	0	1	1	2
4 Alfredo Amezaga, S (1, 8) OBP: 0.331, SLG: 0.333 Miguel Olivo, R (9, PH) OBP: 0.290, SLG: 0.446	P6		FC3-6 20 S 1B			2B 1B		G4-3	G6-3	4 1	1 0	1 0	0 0	0 0	0 0	2 1
20 Matt Treanor, R (1, 2) OBP: 0.320, SLG: 0.304	FC4 BB		1B BB			SF9		K		1	0	0	1	2	1	0
Dontrelle Willis, L (1, 1) OBP: 0.243, SLG: 0.344 Matt Herges, L (6, 1) Wes Helms, R (6, PH) OBP: 0.378, SLG: 0.563 Randy Messenger, R (7, 1) Joe Borchard, S (8, PH) OBP: 0.322, SLG: 0.406 61 Reggie Abercrombie, R (8, PR) OBP: 0.273, SLG: 0.336 37 Renyel Pinto, L (9, 1)	FC4							2 6 E 1B		2 0 1 0 1 0 0	0 0 0 0 0 1 0	1 0 1 0 0 0 0	1 0 0 0 0 0 0	0 0 0 0 0 0 0	0 0 0 0 0 0 0	2 0 0 0 0 0 0
Inning Stats	R: 0 E: 0 K: 0 S: 8 H: 0 LOB: 1 BB: 1 P: 19	R: 0 E: 0 K: 1 S: 10 H: 1 LOB: 2 BB: 1 P: 20	R: 0 E: 0 K: 0 S: 9 H: 1 LOB: 1 BB: 1 P: 18	R: 1 E: 0 K: 0 S: 13 H: 1 LOB: 2 BB: 2 P: 25	R: 0 E: 0 K: 1 S: 11 H: 2 LOB: 1 BB: 0 P: 15	R: 1 E: 0 K: 0 S: 16 H: 3 LOB: 2 BB: 0 P: 23	R: 0 E: 0 K: 0 S: 8 H: 0 LOB: 1 BB: 1 P: 15	R: 1 E: 1 K: 2 S: 18 H: 2 LOB: 2 BB: 0 P: 26	R: 0 E: 0 K: 0 S: 8 H: 1 LOB: 1 BB: 0 P: 12	1B: 9 2B: 2 3B: 0 HR: 0	SF: 1 SAC: 0 DP: 2 HBP: 0						

PITCHER		IP	WLS	BF	H	R	ER	SO	BB	IBB	HBP	BLK	WP	HR	S	P	ERA	WHIP
31 Matt Belisle, R ERA: 4.24	(1, 1)	3.2		18	3	1	1	1	5	0	0	0	0	0	38	77	2.46	2.182
Ryan Franklin, R ERA: 4.66	(4, 1)	1.1	W	5	2	0	0	1	0	0	0	0	0	0	13	20	0.00	1.500
38 Gary Majewski, R ERA: 4.65	(6, 1)	0.1		4	3	1	1	0	0	0	0	0	0	0	11	15	27.00	9.000
56 Todd Coffey, R ERA: 3.38	(6, 1)	0.2	H	2	0	0	0	0	0	0	0	0	0	0	5	8	0.00	0.000
25 David Weathers, R ERA: 3.59	(7, 1)	2.0	H	10	2	1	0	2	1	0	0	0	0	0	26	41	0.00	1.500

PITCHER		IP	WLS	BF	H	R	ER	SO	BB	IBB	HBP	BLK	WP	HR	S	P	ERA	WHIP
Scott Schoeneweis, L ERA: 4.97	(9, 1)	1.0	S	4	1	0	0	0	0	0	0	0	0	0	8	12	0.00	1.000

BOTTOM

Cincinnati Reds @ Florida Marlins

Dolphin Stadium, Miami, FL

Tue Sep 26 2006, 7:05 PM EDT

Att. 11,422 - Partly Cloudy - 87 F

livebaseballscorecards.com

AB	36
R	3
H	11
RBI	2
BB	6
SO	4
LOB	25

WP: 0 PA: 43
PB: 0
SB: 1
CS: 0

Batter	1	2	3	4	5	6	7	8	9	AB	R	H	RBI	BB	SO	LOB
27 Chris Denorfia, R (1, 8) OBP: 0.360, SLG: 0.378	C B C F B B F B 4-2 G6-4-3 BB		B B X 2-0 ① L8		B C B B X 3-1 G3 S 1B 1B	B X 1-0 ② FC5-4 12 CI 1-2f 2-3		X 0-0 12 FC5-4 1B		4	1	2	0	1	0	2
Scott Hatteberg, L (1, 3) OBP: 0.391, SLG: 0.440 12 Edwin Encarnación, R (6, PH) OBP: 0.365, SLG: 0.486 (6, 5)	1 SAFE 1 SAFE B 1 SAFE B C C X 2-2 ① ② G6-4-3 1-2f		B F B B B 4-1 BB BB		C B B B C X 3-2 ① G3 1-3	B C B B F 3-2 CI 1-2		1 SAFE B B X 2-0 ① FC5-4 26 WP 1B 1-2f		2 1	0 0	0 0	0 0	1 0	0 0	2 1
Rich Aurilia, R (1, 5) OBP: 0.346, SLG: 0.510 (6, 3)	L B F X 1-2 BB 1B		C B 1 SAFE B B F F 1 SAFE B B 4-2 1-2 BB		C F B X 1-2 ③ FC1-6 3-H 1B	B C F S 1-3 K		S B X 1-1 26 WP 1-2 1B		4	0	3	1	1	1	3
Adam Dunn, L (1, 7) OBP: 0.368, SLG: 0.496	B B 1 SAFE S S B F B 4-2 1-2 BB		S B B 2 S C SAFE 2-3 ② K		C 1 SAFE X 0-1 ② FC1-6 26 1B 1-2f		B S F S 1-3 ① K	F S B S 1-3 ② K		4	0	0	0	1	3	5
26 David Ross, R (1, 2) OBP: 0.352, SLG: 0.589	B B X 2-0 ③ F9		B X 1-0 ③ F8		B S B B B S X 3-2 1-3 1B		B B X 2-0 ② G6-3	C S B B S 2-3 ③ K 1-2 2-3		5	0	1	0	0	1	6
Todd Hollandsworth, L (1, 9) OBP: 0.282, SLG: 0.442 Norris Hopper, R (7, PH) OBP: 0.405, SLG: 0.444 (7, 9)		B X 1-0 F8 4 G6-3 2B		C B B X 2-1 4 FC6-5 WP 1B	X 0-0 ③ P4		B B B B 4-0 4 1B BB		C B F X 1-2 ① G5-3	3	1	2	0	0	0	2
Royce Clayton, R (1, 6) OBP: 0.308, SLG: 0.342		C B F X 1-2 ① F8 2-3	C F B B B F B X 3-2 ① G6-3 1-2		C X 0-1 27 FC5-4 4 1B 1B	B C S B B B 4-2 4 1B 1-2 BB		C B B S F F C 2-3 ② K		4	0	1	0	1	1	2
4 Brandon Phillips, R (1, 4) OBP: 0.327, SLG: 0.433		X 0-0 ② G6-3 3-H	S X 0-1 ② FC6-5 FC6-4 2-3		S F D X 1-2 27 FC5-4 1-2 1B	X 0-0 1-2 2-3 1B		B B X 2-0 ③ F7		5	0	2	1	0	0	1
Chris Michalak, L (1, 1) OBP: 0.000, SLG: 0.000 Ray Olmedo, S (4, PH) OBP: 0.286, SLG: 0.342 Jason Johnson, R (4, 1) 45 Bill Bray, L (6, 1) Dewayne Wise, L (6, PH) OBP: 0.000, SLG: 0.000 Ryan Franklin, R (6, 1) Ken Griffey Jr., L (7, PH) OBP: 0.316, SLG: 0.448 56 Todd Coffey, R (7, 1) 38 Gary Majewski, R (8, 1)		C B C B C 2-3 ③ K	X 0-0 ③ FC6-4 1-2f		F B C F F B F F X 2-2 ① F6	C X 0-1 ③ F8				1 1 0 0 1 0 1 0 0	0 0 0 0 0 0 0 0 0	0 0 0 0 0 0 0 0 0	0 0 0 0 0 0 0 0 0	0 0 0 0 0 0 0 0 0	1 0 0 0 0 0 0 0 0	0 1 0 0 0 2 0 3 0
Inning Stats	R: 0 H: 1 E: 0 LOB: 2 K: 0 BB: 2 S: 14 P: 27	R: 1 H: 1 E: 0 LOB: 0 K: 1 BB: 0 S: 8 P: 12	R: 0 H: 0 E: 0 LOB: 2 K: 1 BB: 2 S: 9 P: 22	R: 0 H: 1 E: 0 LOB: 1 K: 0 BB: 0 S: 9 P: 14	R: 1 H: 3 E: 0 LOB: 2 K: 0 BB: 0 S: 14 P: 24	R: 0 H: 2 E: 1 LOB: 3 K: 1 BB: 0 S: 18 P: 26	R: 0 H: 1 E: 0 LOB: 3 K: 1 BB: 2 S: 9 P: 20	R: 0 H: 2 E: 0 LOB: 2 K: 2 BB: 0 S: 10 P: 16	R: 0 H: 0 E: 0 LOB: 0 K: 1 BB: 0 S: 9 P: 14	1B: 10 SF: 0 2B: 1 SAC: 0 3B: 0 DP: 1 HR: 0 HBP: 0						

PITCHER		IP	WLS	BF	H	R	ER	SO	BB	IBB	HBP	BLK	WP	HR	S	P	ERA	WHIP
36 Aníbal Sánchez, R ERA: 2.83	(1, 1)	5.0	W	24	6	2	2	2	4	0	0	0	1	0	54	99	3.60	2.000
Chris Resop, R ERA: 3.72	(6, 1)	0.2	H	4	2	0	0	0	0	0	0	0	0	0	13	17	0.00	3.000
37 Renyel Pinto, L ERA: 3.25	(6, 1)	1.0	H	5	0	0	0	2	1	0	0	0	0	0	9	20	0.00	1.000
Matt Herges, R ERA: 4.08	(7, 1)	0.0		2	1	0	0	0	1	0	0	0	0	0	3	7	∞	∞
57 Taylor Tankersley, L ERA: 2.93	(7, 1)	1.1	H	6	2	0	0	2	0	0	0	0	1	0	12	18	0.00	1.500

PITCHER		IP	WLS	BF	H	R	ER	SO	BB	IBB	HBP	BLK	WP	HR	S	P	ERA	WHIP
Joe Borowski, R ERA: 3.86	(9, 1)	1.0		3	0	0	0	1	0	0	0	0	0	0	9	14	0.00	0.000

Cincinnati Reds @ Florida Marlins

Dolphin Stadium, Miami, FL

Wed Sep 27 2006, 7:05 PM EDT

Att. 13,295 - Cloudy - 83 F

TOP

livebaseballscorecards.com

AB	37
R	2
H	11
RBI	2
BB	6
SO	7
LOB	30

WP: 2 PA: 44
PB: 0
SB: 1
CS: 0

Cincinnati Reds @ Florida Marlins

Dolphin Stadium, Miami, FL

Wed Sep 27 2006, 7:05 PM EDT

Att. 13,295 - Cloudy - 83 F

livebaseballscorecards.com

BOTTOM

Batter	1	2	3	4	5	6	7	8	9	AB	R	H	RBI	BB	SO	LOB
2 Hanley Ramirez, R (1, 6) OBP: 0.354, SLG: 0.481	HR	1B		G5-3 ②		BB		IHR		4	2	3	2	1	0	0
6 Dan Uggla, R (1, 4) OBP: 0.338, SLG: 0.480	14 F8 BB 2B 1B	P4 ②		G5-3 ③		K ①		F8 ①		5	1	1	0	0	1	2
Miguel Cabrera, R (1, 5) OBP: 0.431, SLG: 0.567	2B 12 G6-3 1-2 BB	1-2 1B			14 1B 1B	1-2 BB		1B 1B		3	2	3	0	2	0	0
14 Josh Willingham, R (1, 7) OBP: 0.358, SLG: 0.494 1 Eric Reed, L (8, 8) OBP: 0.195, SLG: 0.108	F8 ① 2-3	K ③			12 E 4 1B 1-2 1B	G5-3 ③		K ②		4 1 1 0 0 1 5 1 0 0 0 0 1 1						
Wes Helms, R (1, 3) OBP: 0.386, SLG: 0.581	1-3 3-H 2B		F8 ①		4 1B 1-2 2-H 1B	E4 3B		12 FC6-4 1-3 1B		5	1	4	2	0	0	0
12 Cody Ross, R (1, 9) OBP: 0.303, SLG: 0.451	G6-3 ② 3-H		FC5-4 BB		L6 ① 2-3	P6 ①		FC6-4 ③ 1-2f		4	0	0	1	1	0	5
Miguel Olivo, R (1, 2) OBP: 0.289, SLG: 0.443	4 FC5-4 IBB		FC5-4 ② 1-2f		P4 ②	K ②				3	0	0	0	1	1	3
4 Alfredo Amezaga, S (1, 8) (8, 7) OBP: 0.333, SLG: 0.335	FC5-4 ③ 1-2f	FC5-4 ③ 1-2f			1-2 3-H 1B	1B				4	0	2	1	0	0	3
36 Aníbal Sánchez, R (1, 1) OBP: 0.114, SLG: 0.114 Joe Borchard, S (5, PH) OBP: 0.320, SLG: 0.404 Chris Resop, R (6, 1) 37 Renyel Pinto, L (6, 1) Matt Herges, L (7, 1) 57 Taylor Tankersley, L (7, 1) Joe Borowski, R (9, 1)		G3 ①		K ①	L8 ③		K			2 0 0 0 0 1 0 1 0 0 0 0 0 2 0 0 0 0 0 0 0 0 0 0 0 0 0 0 0 0 0 0 0 0 0 1 0 0 0 0 1 1 0 0 0 0 0 0 0						
Inning Stats	R: 3 E: 0 K: 0 S: 14 H: 3 LOB: 2 BB: 2 P: 27	R: 0 E: 0 K: 1 S: 12 H: 2 LOB: 2 BB: 0 P: 18	R: 0 E: 0 K: 0 S: 9 H: 0 LOB: 1 BB: 1 P: 16	R: 0 E: 0 K: 1 S: 9 H: 0 LOB: 0 BB: 0 P: 11	R: 2 E: 1 K: 0 S: 15 H: 4 LOB: 2 BB: 0 P: 22	R: 0 E: 0 K: 1 S: 10 H: 0 LOB: 1 BB: 2 P: 19	R: 1 E: 1 K: 2 S: 10 H: 2 LOB: 1 BB: 0 P: 14	R: 1 E: 0 K: 1 S: 10 H: 3 LOB: 2 BB: 0 P: 15		1B: 10 2B: 1 3B: 1 HR: 2	SF: 0 SAC: 0 DP: 0 HBP: 0					

PITCHER		IP	WLS	BF	H	R	ER	SO	BB	IBB	HBP	BLK	WP	HR	S	P	ERA	WHIP
Chris Michalak, L ERA: 4.89	(1, 1)	3.0	L	17	5	3	3	1	2	1	0	0	0	1	35	61	9.00	2.333
Jason Johnson, R ERA: 6.1	(4, 1)	1.2		9	4	2	1	1	0	0	0	0	0	0	21	28	5.40	2.400
45 Bill Bray, L ERA: 4.17	(5, 1)	0.1		1	0	0	0	0	0	0	0	0	0	0	3	5	0.00	0.000
Ryan Franklin, R ERA: 4.6	(6, 1)	1.0		4	0	0	0	1	2	0	0	0	0	0	10	19	0.00	2.000
56 Todd Coffey, R ERA: 3.55	(7, 1)	1.1		7	3	2	2	2	0	0	0	0	0	0	12	17	13.50	2.250

PITCHER		IP	WLS	BF	H	R	ER	SO	BB	IBB	HBP	BLK	WP	HR	S	P	ERA	WHIP
38 Gary Majewski, R ERA: 4.61	(8, 1)	0.2		4	2	0	0	1	0	0	0	0	0	0	8	12	0.00	3.000

AB	37
R	7
H	14
RBI	6
BB	5
SO	6
LOB	22
PA	42
WP	0
PB	0
SB	0
CS	1

Cincinnati Reds @ Florida Marlins

Dolphin Stadium, Miami, FL

Thu Sep 28 2006, 7:05 PM EDT

Att. 14,106 - Clear - 80 F

livebaseballscorecards.com

TOP

Batter	1	2	3	4	5	6	7	8	9	AB	R	H	RBI	BB	SO	LOB
27 Chris Denorfia, R (1, 8) OBP: 0.352, SLG: 0.368	C B B X 2-1 12 BB 1B FC6-4 1B	C B C B X 2-2 ② G5-3			C F B X 1-2 ① F9	B C B X 2-1 ③ G4-3			F B C F B S 2-3 ③ K	5	1	1	0	0	1	1
Scott Hatteberg, L (1, 3) OBP: 0.390, SLG: 0.438	B 1 D X SAFE 2-0 12 BB 1-2 E 1B	B B X 2-0 ③ F8			B C B B C X 3-2 ② G1-3		B C S X 1-2 ① G4-3			4	1	1	0	0	0	0
12 Edwin Encarnación, R (1, 5) OBP: 0.364, SLG: 0.482	B S C D D F B 4-2 FC6-4 1-2 2-3 BB	X 0-0 ① P3			F B F C 1-3 ③ K		F F B B F X 2-2 ② F8			3	0	0	0	1	1	0
Adam Dunn, L (1, 7) OBP: 0.366, SLG: 0.493 45 Bill Bray, L (7, 1) 25 David Weathers, R (8, 1) Scott Schoeneweis, L (9, 1)	B B F B S S 3-3 ① K	B C F F B B X 2-2 ② F8			X 0-0 ① F8	B C B B S X 3-2 ③ F7				4 0 0 0 0 1 3 0 0 0 0 0 0 0 0 0 0 0 0 0 0 0 0 0 0 0 0 0						
Javier Valentin, S (1, 2) OBP: 0.315, SLG: 0.443	B C F B B X 3-2 ② FC6-4 1B 1-2f 2-H 3-H	C X 0-1 1B			X 0-0 9 1B G1-3 1B			C X 0-1 ① F8		4	1	2	1	0	0	1
Todd Hollandsworth, L (1, 9) OBP: 0.281, SLG: 0.438	B F F F X 1-2 9 BB 1-3 1B	X 0-0 ③ G3			B B F X 2-1 ② G1-3 1-2			B C X 1-1 ② G4-3		4	0	1	0	0	0	2
9 Juan Castro, R (1, 6) OBP: 0.278, SLG: 0.342	B S S B F D B 4-2 4 FC4-6 1-2 BB			X 0-0 ① F8	B F F B X 2-2 2B 2-H 1B			B C C S 1-3 ③ K		3	1	1	1	1	1	0
4 Brandon Phillips, R (1, 4) OBP: 0.326, SLG: 0.430	S F X 0-2 ③ FC4-6 1-2f			B B C F F S 2-3 ② K	B I I I 4-0 2B IBB				X 0-0 ① F8	3	1	0	0	1	1	3
Kyle Lohse, R (1, 1) OBP: 0.174, SLG: 0.217 Dewayne Wise, L (7, 7) OBP: 0.206, SLG: 0.265		B C L S 1-3 ① K		B C F F S 1-3 ③ K	C B D X 2-1 1-H 2-H 2B				B C C B B X 3-2 ② G4-3	3 0 1 2 0 2 0 1 0 0 0 0 0 0						
Inning Stats	R: 2 H: 3 E: 1 LOB: 3 K: 1 BB: 2 S: 22 P: 41	R: 0 H: 0 E: 0 LOB: 0 K: 1 BB: 0 S: 7 P: 12	R: 0 H: 1 E: 0 LOB: 1 K: 0 BB: 0 S: 8 P: 10	R: 0 H: 0 E: 0 LOB: 0 K: 2 BB: 0 S: 9 P: 12	R: 0 H: 0 E: 0 LOB: 0 K: 1 BB: 0 S: 9 P: 14	R: 3 H: 3 E: 0 LOB: 1 K: 0 BB: 1 S: 11 P: 23	R: 0 H: 0 E: 0 LOB: 0 K: 0 BB: 0 S: 10 P: 16	R: 0 H: 0 E: 0 LOB: 0 K: 1 BB: 0 S: 7 P: 9	R: 0 H: 0 E: 0 LOB: 0 K: 1 BB: 0 S: 8 P: 13	1B: 6 SF: 0 2B: 1 SAC: 0 3B: 0 DP: 0 HR: 0 HBP: 0					WP: 0 PA: 37 PB: 0 SB: 0 CS: 0	

	AB	34
	R	5
	H	7
	RBI	4
	BB	3
	SO	7
	LOB	10

PITCHER		IP	WLS	BF	H	R	ER	SO	BB	IBB	HBP	BLK	WP	HR	S	P	ERA	WHIP
47 Ricky Nolasco, R ERA: 4.82	(1, 1)	6.0	L	28	7	5	5	5	2	1	0	0	0	0	66	112	7.50	1.500
45 Jose Garcia, R ERA: 6.14	(7, 1)	2.0		6	0	0	0	1	0	0	0	0	0	0	17	25	0.00	0.000
Randy Messenger, R ERA: 5.81	(9, 1)	1.0		3	0	0	0	1	0	0	0	0	0	0	8	13	0.00	0.000

PITCHER	IP	WLS	BF	H	R	ER	SO	BB	IBB	HBP	BLK	WP	HR	S	P	ERA	WHIP

Cincinnati Reds @ Florida Marlins

Dolphin Stadium, Miami, FL

Thu Sep 28 2006, 7:05 PM EDT

Att. 14,106 - Clear - 80 F

livebaseballscorecards.com

BOTTOM

Batter	1	2	3	4	5	6	7	8	9	AB	R	H	RBI	BB	SO	LOB
2 Hanley Ramirez, R (1, 6) OBP: 0.353, SLG: 0.481	C F B F X 1-2 6 F9 1B 2B		B B C S C 2-3 ③ K		C B F B F F B F S 3-3 ③ K			C X 0-1 ② G6-3		4	1	1	0	0	2	0
6 Dan Uggla, R (1, 4) OBP: 0.338, SLG: 0.478	F D X 1-1 ① F9 2-3			C S B B X 2-2 ① P6		B B S X 2-1 1B		X 0-0 ③ G5-3		4	0	1	0	0	0	1
Miguel Cabrera, R (1, 5) OBP: 0.433, SLG: 0.568	F B X 1-1 17 G4-6-3 3-H 1B			B B C B S F F B 4-2 BB 17 BB BB		B S F B X 2-2 ① L8			B C B B F X 3-2 17 G4-3 1B	3	0	2	1	1	0	1
17 Mike Jacobs, L (1, 3) OBP: 0.325, SLG: 0.473	B B C B X 3-1 ② ③ G4-6-3 1-2f			B B B B 4-0 BB 1-2 BB		B B B C F F F S 3-3 ② K			C X 0-1 ① G4-3 1-2	3	0	0	0	1	1	3
12 Cody Ross, R (1, 7) OBP: 0.299, SLG: 0.444		C E X 0-2 ① G5-3		B S X 1-1 ② F9		S B X 1-1 ③ F8			F B B F F F F F F F 2-3 S ② K	4	0	0	0	0	1	4
Joe Borchard, S (1, 9) OBP: 0.321, SLG: 0.401 Wes Helms, R (9, PH) OBP: 0.385, SLG: 0.578		C B F X 1-2 ② G4-3		C D B F B B 4-2 4 FC6-4 1-2 2-3 BB			C X 0-1 ① F9		B B C S C 2-3 ③ K	2 1	0 0	0 0	0 0	1 0	0 1	0 1
4 Alfredo Amezaga, S (1, 8) OBP: 0.331, SLG: 0.332		B X 1-0 ③ L8		X 0-0 ③ FC6-4 1-2f			B B C X 2-1 ② L9			3	0	0	0	0	0	3
20 Matt Treanor, R (1, 2) OBP: 0.320, SLG: 0.304 Miguel Olivo, R (1, 2) OBP: 0.287, SLG: 0.440			M B X 1-1 ① G6-3		C S S 0-3 ① K		S S B S 1-3 ③ K			0 3	0 0	0 0	0 0	0 0	0 2	0 0
47 Ricky Nolasco, R (1, 1) OBP: 0.209, SLG: 0.244 45 Jose Garcia, R (7, 1) OBP: 1.000, SLG: 1.000 27 Jeremy Hermida, L (8, PH) OBP: 0.335, SLG: 0.372 Randy Messenger, R (9, 1)			S C X 0-2 ② F9		F B S S 1-3 ② K			C B B C S F B X 3-2 ① F7		2 0 1 0	0 0 0 0	0 0 0 0	0 0 0 0	0 0 0 0	1 0 0 0	0 0 0 0
Inning Stats	R: 1 E: 0 K: 0 S: 10 H: 2 LOB: 0 BB: 0 P: 16	R: 0 E: 0 K: 0 S: 7 H: 0 LOB: 0 BB: 0 P: 9	R: 0 E: 0 K: 1 S: 8 H: 0 LOB: 0 BB: 0 P: 11	R: 0 E: 0 K: 0 S: 12 H: 0 LOB: 3 BB: 3 P: 27	R: 0 E: 0 K: 3 S: 12 H: 0 LOB: 0 BB: 0 P: 16	R: 0 E: 0 K: 1 S: 12 H: 1 LOB: 1 BB: 0 P: 20	R: 0 E: 0 K: 1 S: 7 H: 0 LOB: 0 BB: 0 P: 10	R: 0 E: 0 K: 0 S: 8 H: 0 LOB: 0 BB: 0 P: 11	R: 0 E: 0 K: 2 S: 16 H: 1 LOB: 1 BB: 0 P: 23	1B: 3 2B: 1 3B: 0 HR: 0	SF: 0 SAC: 0 DP: 1 HBP: 0						

	AB	30
	R	1
	H	4
	RBI	1
	BB	3
	SO	8
	LOB	13

WP: 0 PB: 0 SB: 0 CS: 0 PA: 33

PITCHER		IP	WLS	BF	H	R	ER	SO	BB	IBB	HBP	BLK	WP	HR	S	P	ERA	WHIP
Kyle Lohse, R ERA: 5.83	(1, 1)	6.0	W	23	3	1	1	5	3	0	0	0	0	0	61	99	1.50	1.000
45 Bill Bray, L ERA: 4.09	(7, 1)	1.0		3	0	0	0	1	0	0	0	0	0	0	7	10	0.00	0.000
25 David Weathers, R ERA: 3.54	(8, 1)	1.0		3	0	0	0	0	0	0	0	0	0	0	8	11	0.00	0.000
Scott Schoeneweis, L ERA: 4.88	(9, 1)	1.0		4	1	0	0	2	0	0	0	0	0	0	16	23	0.00	1.000

PITCHER	IP	WLS	BF	H	R	ER	SO	BB	IBB	HBP	BLK	WP	HR	S	P	ERA	WHIP

Cincinnati Reds @ Pittsburgh Pirates

PNC Park, Pittsburgh, PA

Fri Sep 29 2006, 7:05 PM EDT

Att. 27,033 - Cloudy - 53 F

TOP

livebaseballscorecards.com

Batter	1	2	3	4	5	6	7	8	9	AB	R	H	RBI	BB	SO	LOB
27 Chris Denorfia, R (1, 8) OBP: 0.355, SLG: 0.364	FC1-6 1B		G1-3		B5-3		F8		BB	4	0	1	0	1	0	0
Norris Hopper, R (1, 9) OBP: 0.435, SLG: 0.462 Todd Hollandsworth, L (8, 9) OBP: 0.280, SLG: 0.436	FC1-6 12 S 1B 1-2f		CS 1B		HR BB		WP 1B 1B		F9	3 1	2 0	2 0	0 0	1 0	0 0	1 1
Rich Aurilia, R (1, 3) OBP: 0.349, SLG: 0.518 (9, 5)	12 S 1B 1-2		G4-3 1-2		1-H HR		1-H 1B		G6-3	5	1	3	3	0	0	2
12 Edwin Encarnación, R (1, 5) OBP: 0.360, SLG: 0.477 Scott Hatteberg, L (9, 3) OBP: 0.390, SLG: 0.438	K 1-2 2-3			G6-3			G3			4 0	0 0	0 0	0 0	0 0	1 0	3 0
Adam Dunn, L (1, 7) OBP: 0.366, SLG: 0.495 Dewayne Wise, L (8, 7) OBP: 0.206, SLG: 0.265	K			4 G4-3 9 1B 2B		4 G6-4-3 1B		K		4 0	1 0	2 0	0 0	0 0	2 0	2 0
4 Brandon Phillips, R (1, 4) OBP: 0.324, SLG: 0.427		F9		G4-3 2-3		G6-4-3 1-2f		K		4	0	0	0	0	1	2
9 Juan Castro, R (1, 6) OBP: 0.285, SLG: 0.357		F7		2B 3-H 1B		FC6-4 1B		WP 3B		4	1	3	1	0	0	0
Jason LaRue, R (1, 2) OBP: 0.317, SLG: 0.346		1B		1-H 2B		FC6-4 1-2f		G4-3 3-H		4	0	2	0	0	0	1
39 Aaron Harang, R (1, 1) OBP: 0.132, SLG: 0.108		G5-3			K		G3-1		K	4	0	0	0	0	2	1

	AB	37
	R	5
	H	13
	RBI	4
	BB	2
	SO	6
	LOB	13

Inning Stats										
	R: 0 E: 0 K: 2 S: 14	H: 2 LOB: 2 BB: 0 P: 22	R: 0 E: 0 K: 0 S: 7	H: 1 LOB: 1 BB: 0 P: 12	R: 0 E: 0 K: 0 S: 8	H: 1 LOB: 0 BB: 0 P: 11	R: 1 E: 0 K: 0 S: 11	H: 3 LOB: 2 BB: 0 P: 20	R: 2 E: 0 K: 1 S: 7	H: 1 LOB: 0 BB: 1 P: 14
	R: 0 E: 0 K: 0 S: 9	H: 2 LOB: 1 BB: 0 P: 15	R: 1 E: 0 K: 0 S: 12	H: 2 LOB: 1 BB: 0 P: 19	R: 1 E: 0 K: 2 S: 12	H: 1 LOB: 0 BB: 0 P: 19	R: 0 E: 0 K: 1 S: 11	H: 0 LOB: 1 BB: 1 P: 21	1B: 9 2B: 2 3B: 1 HR: 1	SF: 0 SAC: 0 DP: 1 HBP: 0
	WP: 2 PB: 0 SB: 2 CS: 1	PA: 39								

PITCHER		IP	WLS	BF	H	R	ER	SO	BB	IBB	HBP	BLK	WP	HR	S	P	ERA	WHIP
57 Zach Duke, L ERA: 4.47	(1, 1)	6.2	L	30	12	4	4	3	1	0	0	0	1	1	65	108	5.40	1.950
55 Matt Capps, R ERA: 3.86	(7, 1)	0.1		1	0	0	0	0	0	0	0	0	0	0	3	5	0.00	0.000
36 Juan Pablo Perez, L ERA: 8.1	(8, 1)	0.1		1	0	0	0	1	0	0	0	0	0	0	3	4	0.00	0.000
59 Brian Rogers, R ERA: 8.31	(8, 1)	1.2		7	1	1	1	2	1	0	0	0	1	0	20	36	5.40	1.200

PITCHER	IP	WLS	BF	H	R	ER	SO	BB	IBB	HBP	BLK	WP	HR	S	P	ERA	WHIP

Batter	1	2	3	4	5	6	7	8	9	AB	R	H	RBI	BB	SO	LOB
6 Chris Duffy, L (1, 8) OBP: 0.318, SLG: 0.339	F F B X 1-2 G4-3 ①		B X 1-0 2B		C X 0-1 2B		B C X 1-1 2 SF9 2 BLK 1-2 1B			4	0	3	0	0	0	0
2 Jack Wilson, R (1, 6) OBP: 0.315, SLG: 0.371	X 0-0 P4 ②		C X 0-1 G1-3 ③		B B F X 2-2 L7 ②		B C S X 1-2 SF9 ② 1-3 2-H			3	0	0	1	0	0	2
12 Freddy Sanchez, R (1, 5) OBP: 0.380, SLG: 0.476	F X 0-1 1B			C S B B X 2-2 26 1B 1B 1B	B C X 1-1 L7 ③		L F X 0-2 G4-3 ③			4	1	2	0	0	0	2
Jason Bay, R (1, 7) OBP: 0.395, SLG: 0.533	X 0-0 F9 ③			X 0-0 F9 ①		C H 1-1 HBP		C S F B B B S 3-3 K ①		3	0	0	0	0	1	2
Xavier Nady, R (1, 3) OBP: 0.332, SLG: 0.449		B F X 1-1 F7 ①		X 0-0 26 1B 1-2 1B		B 1 SAFE F C X 1-2 L9 ①		C B B S B F T 3-2 K ②		4	0	1	0	0	1	1
26 Ronny Paulino, R (1, 2) OBP: 0.361, SLG: 0.393		B S C F B T 2-2 K ②		X 0-0 1-3 2-H 1B		B C C S 2-3 K ②		F B S B X 2-2 G3 ③		4	0	1	1	0	2	1
José Bautista, R (1, 9) OBP: 0.336, SLG: 0.424		B B C F S 2-3 K ③		L S D X 1-2 P4 ②		B S F B C 2-3 K ③			S S X 0-2 G6-3 ①	4	0	0	0	0	2	3
Jose Castillo, R (1, 4) OBP: 0.298, SLG: 0.381			B B C S X 2-2 G3 ①	B F F X 1-2 L9 ③			X 0-0 F7 ①		C X 0-1 G4-3 ②	4	0	0	0	0	0	2
57 Zach Duke, L (1, 1) OBP: 0.203, SLG: 0.235 55 Matt Capps, R (7, 1) Joe Randa, R (7, PH) OBP: 0.313, SLG: 0.385 36 Juan Pablo Perez, R (8, 1) 59 Brian Rogers, R (8, 1) 41 Ryan Doumit, S (9, PH) OBP: 0.320, SLG: 0.399			C F S 0-3 K ②		C B C S 1-3 K ①		B F X 1-1 2 BLK 6 1B 2 SF9 1B		B C F B S 2-3 K ③	2 0 1 0 0 0 1	0 0 1 0 0 0 0	0 0 1 0 0 0 0	0 0 0 0 0 0 0	0 0 0 0 0 0 0	2 0 0 0 0 0 1	0 0 0 0 0 0 0
Inning Stats	R: 0 E: 0 K: 0 S: 7 H: 1 LOB: 1 BB: 0 P: 8	R: 0 E: 0 K: 2 S: 9 H: 0 LOB: 0 BB: 0 P: 14	R: 0 E: 0 K: 1 S: 9 H: 1 LOB: 1 BB: 0 P: 12	R: 1 E: 0 K: 0 S: 12 H: 3 LOB: 2 BB: 0 P: 16	R: 0 E: 0 K: 1 S: 10 H: 1 LOB: 1 BB: 0 P: 14	R: 0 E: 0 K: 2 S: 10 H: 0 LOB: 1 BB: 0 P: 16	R: 1 E: 0 K: 0 S: 11 H: 2 LOB: 1 BB: 0 P: 14	R: 0 E: 0 K: 2 S: 13 H: 0 LOB: 0 BB: 0 P: 21	R: 0 E: 0 K: 1 S: 8 H: 0 LOB: 0 BB: 0 P: 10	1B: 6 2B: 2 3B: 0 HR: 0	SF: 1 SAC: 0 DP: 0 HBP: 1				WP: 0 PB: 0 SB: 0 CS: 0	PA: 36	

PITCHER	IP	WLS	BF	H	R	ER	SO	BB	IBB	HBP	BLK	WP	HR	S	P	ERA	WHIP
39 Aaron Harang, R (1, 1) ERA: 3.76	9.0	W	36	8	2	2	9	0	0	1	1	0	0	89	125	2.00	0.889

PITCHER	IP	WLS	BF	H	R	ER	SO	BB	IBB	HBP	BLK	WP	HR	S	P	ERA	WHIP

Cincinnati Reds @ Pittsburgh Pirates

PNC Park, Pittsburgh, PA

Fri Sep 29 2006, 7:05 PM EDT

Att. 27,033 - Cloudy - 53 F

BOTTOM

livebaseballscorecards.com

AB	34
R	2
H	8
RBI	2
BB	0
SO	9
LOB	13

Batter	1	2	3	4	5	6	7	8	9	AB	R	H	RBI	BB	SO	LOB
27 Chris Denorfia, R (1, 8) OBP: 0.360, SLG: 0.363	C B C F B S 2-3 ① K			X 0-0 G2-6-3 1B		B B B C B 4-1 12 1B BB		X 0-0 ② F9		3	0	1	0	1	1	0
Scott Hatteberg, L (1, 3) OBP: 0.389, SLG: 0.436	C B B X 2-1 ② L7			B F F X 1-2 ①② G2-6-3 1-2f		1 SAFE X 0-0 ② L8		B C B C B F X 3-2 1B		4	0	1	0	0	0	2
12 Edwin Encarnación, R (1, 5) OBP: 0.362, SLG: 0.478	B F B B X 3-1 ③ P4			S F B F B X 2-2 S 1B		1 SAFE X 0-0 1-2 1B		B S F F C 1-3 ③ K		4	0	2	0	0	1	1
Adam Dunn, L (1, 7) OBP: 0.366, SLG: 0.492		C F B B X 2-2 ① P4		B F F B D B 4-2 26 FC6-4 1-2 BB		S C B X 1-2 ③ G3			X 0-0 ① F7	3	0	0	0	1	0	2
26 David Ross, R (1, 2) OBP: 0.351, SLG: 0.584		F B C B S 2-3 ② K		C B S S X 1-2 ③ FC6-4 1-2f			X 0-0 G4-6-3 1B		B B C S B F S 3-3 ② K	4	0	1	0	0	2	2
Todd Hollandsworth, L (1, 9) OBP: 0.275, SLG: 0.429		S X 0-1 ③ G5-3			C F X 0-2 ① P6		F F B F B X 2-2 ①② G4-6-3 1-2f		F S S 0-3 ③ K	4	0	0	0	0	1	1
9 Juan Castro, R (1, 6) OBP: 0.286, SLG: 0.356		C B B S X 2-2 ① F9			F F B X 1-2 ② G6-3		S B B S X 2-2 1B			3	0	1	0	0	0	0
Ray Olmedo, S (1, 4) OBP: 0.267, SLG: 0.317		C F B X 1-2 ② G3			C B B B X 3-1 ③ F7		B X 1-0 ③ F8			3	0	0	0	0	0	1
61 Bronson Arroyo, R (1, 1) OBP: 0.143, SLG: 0.222 Dewayne Wise, L (8, PH) OBP: 0.200, SLG: 0.257 56 Todd Coffey, R (8, 1)		B F B S S S 2-3 ③ K				X 0-0 ① B1-3		F F F X 0-2 ① F8		2 1 0	0 0 0	0 0 0	0 0 0	0 0 0	1 0 0	0 0 0
Inning Stats	R: 0 H: 0 E: 0 LOB: 0 K: 1 BB: 0 S: 8 P: 15	R: 0 H: 0 E: 0 LOB: 0 K: 1 BB: 0 S: 8 P: 12	R: 0 H: 0 E: 0 LOB: 0 K: 1 BB: 0 S: 9 P: 14	R: 0 H: 2 E: 0 LOB: 2 K: 0 BB: 1 S: 13 P: 21	R: 0 H: 0 E: 0 LOB: 0 K: 0 BB: 0 S: 8 P: 12	R: 0 H: 1 E: 0 LOB: 2 K: 0 BB: 1 S: 7 P: 12	R: 0 H: 2 E: 0 LOB: 1 K: 0 BB: 0 S: 9 P: 14	R: 0 H: 1 E: 0 LOB: 1 K: 1 BB: 0 S: 13 P: 17	R: 0 H: 0 E: 0 LOB: 0 K: 2 BB: 0 S: 8 P: 11	1B: 6 SF: 0 2B: 0 SAC: 0 3B: 0 DP: 2 HR: 0 HBP: 0						WP: 0 PA: 33 PB: 0 SB: 1 CS: 0

PITCHER	IP	WLS	BF	H	R	ER	SO	BB	IBB	HBP	BLK	WP	HR	S	P	ERA	WHIP
39 Marty McLeary, R (1, 1) ERA: 2.04	7.0	W	26	5	0	0	3	2	0	0	0	0	0	62	100	0.00	1.000
55 Matt Capps, R (8, 1) ERA: 3.81	1.0	H	4	1	0	0	1	0	0	0	0	0	0	13	17	0.00	1.000
16 Salomon Torres, R (9, 1) ERA: 3.31	1.0	S	3	0	0	0	2	0	0	0	0	0	0	8	11	0.00	0.000

PITCHER	IP	WLS	BF	H	R	ER	SO	BB	IBB	HBP	BLK	WP	HR	S	P	ERA	WHIP

TOP

Cincinnati Reds @ Pittsburgh Pirates

PNC Park, Pittsburgh, PA

Sat Sep 30 2006, 7:05 PM EDT
Att. 35,514 - Cloudy - 57 F

livebaseballscorecards.com

AB	31
R	0
H	6
RBI	0
BB	2
SO	6
LOB	9

Batter	1	2	3	4	5	6	7	8	9	AB	R	H	RBI	BB	SO	LOB
6 Chris Duffy, L (1, 8) OBP: 0.317, SLG: 0.338	B X 1-0 G3 ①		C B F F F X 1-2 G4-3 ①		B X 1-0 1B		C X 0-1 G3 ①			4	0	1	0	0	0	0
2 Jack Wilson, R (1, 6) OBP: 0.315, SLG: 0.369	C X 0-1 P6 ②		B C B B B B 4-2 12 FC3-6 BB		1 C F B S SAFE 1-3 K ②		X 0-0 L5 ②			3	0	0	0	1	1	1
12 Freddy Sanchez, R (1, 4) OBP: 0.378, SLG: 0.472	B B C F X 2-2 F7 ③		C F X 0-2 FC3-6 1B ② 1-2f		X 0-0 P3 ③		C B F F X 1-2 G6-3 ③			4	0	0	0	0	0	2
Jason Bay, R (1, 7) OBP: 0.396, SLG: 0.533		B C S S X 1-2 G5-3 ①	C X 0-1 1-2 1B			X 0-0 41 HBP 1B 1B 1B		B X 1-0 P6 ①		4	1	2	0	0	0	0
41 Ryan Doumit, S (1, 3) OBP: 0.324, SLG: 0.393 16 Salomon Torres, R (9, 1) OBP: 0.200, SLG: 0.200		C B B B B 4-1 26 2B BB	C X 0-1 G4-3 ③			C S B H 2-2 1B 1-2 1B HBP		S B F B F B S 3-3 K ②		2 0	2 0	0 0	0 0	1 0	1 0	2 0
26 Ronny Paulino, R (1, 2) OBP: 0.360, SLG: 0.394		C B C X 1-2 1-H 2B		C B X 1-1 P3 ①		C B X 1-1 F3 ①		C B X 1-1 G6-3 ③		4	0	1	1	0	0	2
Xavier Nady, R (1, 9) OBP: 0.334, SLG: 0.450		B C X 1-1 P3 ②		B C X 1-1 G5-4-3 1B		C B X 1-1 1B 39 CS 1-2 2-3 1B				3	0	2	0	0	0	1
José Bautista, R (1, 5) OBP: 0.338, SLG: 0.424		I I I I 4-0 IBB		C B X 1-1 G5-4-3 ② ③ 1-2f		C B D X 2-1 39 CS 1-3 2-H 3-H 1B				2	0	1	2	1	0	1
39 Marty McLeary, R (1, 1) 55 Matt Capps, R (8, 1) Joe Randa, R (9, 3) OBP: 0.313, SLG: 0.385		C F C 0-3 K ③			C B C B C 2-3 K ①	L B P X 2-1 G6-3 ② ③ 1-2 3-H				3 0 0	0 0 0	0 0 0	0 0 0	0 0 0	2 0 0	4 0 0
Inning Stats	R: 0 E: 0 K: 0 S: 6 H: 0 LOB: 0 BB: 0 P: 9	R: 1 E: 0 K: 1 S: 12 H: 1 LOB: 2 BB: 2 P: 23	R: 0 E: 0 K: 0 S: 14 H: 1 LOB: 2 BB: 1 P: 19	R: 0 E: 0 K: 0 S: 6 H: 1 LOB: 0 BB: 0 P: 9	R: 0 E: 0 K: 2 S: 8 H: 1 LOB: 1 BB: 0 P: 12	R: 2 E: 0 K: 0 S: 12 H: 3 LOB: 1 BB: 0 P: 19	R: 0 E: 0 K: 0 S: 7 H: 0 LOB: 0 BB: 0 P: 8	R: 0 E: 0 K: 1 S: 7 H: 0 LOB: 0 BB: 0 P: 12		1B: 6 2B: 1 3B: 0 HR: 0	SF: 0 SAC: 0 DP: 1 HBP: 1			WP: 0 PB: 0 SB: 0 CS: 2		PA: 33

PITCHER		IP	WLS	BF	H	R	ER	SO	BB	IBB	HBP	BLK	WP	HR	S	P	ERA	WHIP
61 Bronson Arroyo, R ERA: 3.29	(1, 1)	7.0	L	30	7	3	3	3	2	1	1	0	0	0	65	99	3.86	1.286
56 Todd Coffey, R ERA: 3.51	(8, 1)	1.0		3	0	0	0	1	0	0	0	0	0	0	7	12	0.00	0.000

PITCHER	IP	WLS	BF	H	R	ER	SO	BB	IBB	HBP	BLK	WP	HR	S	P	ERA	WHIP

BOTTOM

Cincinnati Reds @ Pittsburgh Pirates

PNC Park, Pittsburgh, PA

Sat Sep 30 2006, 7:05 PM EDT

Att. 35,514 - Cloudy - 57 F

livebaseballscorecards.com

AB	29
R	3
H	7
RBI	3
BB	3
SO	4
LOB	13

Cincinnati Reds @ Pittsburgh Pirates

PNC Park, Pittsburgh, PA

Sun Oct 01 2006, 1:35 PM EDT

Att. 25,004 - Partly Cloudy - 63 F

TOP

livebaseballscorecards.com

Batter	1	2	3	4	5	6	7	8	9	AB	R	H	RBI	BB	SO	LOB
27 Chris Denorfia, R (1, 8) OBP: 0.356, SLG: 0.368	B B X 2-0 G6-3		C B X 1-1 G6-3			X 0-0 2B		B S X 1-1 G4-3		4	0	1	0	0	0	1
9 Juan Castro, R (1, 5) OBP: 0.281, SLG: 0.351	C C F X 0-2 G6-3			X 0-0 G4-3		B X 1-0 G6-3			B F X 1-1 G5-3	4	0	0	0	0	0	1
12 Edwin Encarnación, R (1, 3) OBP: 0.359, SLG: 0.473	B X 1-0 G4-3			B F F F S 1-3 K			S B X 1-1 L6		X 0-0 E6 26 WP	4	0	0	0	0	1	0
Adam Dunn, L (1, 7) OBP: 0.365, SLG: 0.490		X 0-0 G6-3 1B		B B X 2-0 P4			S B B X 2-1 P5		C B S B S 2-3 K	4	0	1	0	0	1	1
26 David Ross, R (1, 2) OBP: 0.353, SLG: 0.579 4 Brandon Phillips, R (9, PR) OBP: 0.324, SLG: 0.427		X 0-0 F8			X 0-0 P3		F B B B B 4-1 1B BB		S B S S F B B B F D 4-2 2-3 BB	2	0	0	0	2	0	1
										0	0	0	0	0	0	0
Brendan Harris, R (1, 4) OBP: 0.319, SLG: 0.357 Javier Valentin, S (9, PH) OBP: 0.313, SLG: 0.441	B F X 1-1 G6-3 1-2f				C B B F F X 2-2 G6-3		C S B B B F B X 3-2 FC6-4 1-2 1B		C B F F F F F D S 2-3 K	3	0	1	0	0	0	1
										1	0	0	0	0	1	2
Ray Olmedo, S (1, 6) OBP: 0.271, SLG: 0.318			C S X 0-2 31 SH3-4 1B		C B S X 1-2 G4-3		S B B X 2-1 FC6-4 1-2f			3	0	1	0	0	0	2
Dewayne Wise, L (1, 9) OBP: 0.184, SLG: 0.237			X 0-0 F7			B B C X 2-1 P4		C B C S 1-3 K		3	0	0	0	0	1	1
31 Matt Belisle, R (1, 1)			M L B X 1-2 SH3-4 1-2			C F F B X 1-2 G5-3		X 0-0 L6		1	0	0	0	0	0	0
Ryan Franklin, R (7, 1)										0	0	0	0	0	0	0
Royce Clayton, R (8, PH) OBP: 0.307, SLG: 0.341										1	0	0	0	0	0	0
56 Todd Coffey, R (8, 1)										0	0	0	0	0	0	0
Inning Stats	R: 0 E: 0 K: 0 S: 6 H: 0 LOB: 0 BB: 0 P: 9	R: 0 E: 0 K: 0 S: 4 H: 1 LOB: 0 BB: 0 P: 5	R: 0 E: 0 K: 0 S: 9 H: 1 LOB: 1 BB: 0 P: 11	R: 0 E: 0 K: 1 S: 6 H: 0 LOB: 0 BB: 0 P: 9	R: 0 E: 0 K: 0 S: 8 H: 0 LOB: 0 BB: 0 P: 11	R: 0 E: 0 K: 0 S: 8 H: 1 LOB: 2 BB: 1 P: 23	R: 0 E: 0 K: 0 S: 11 H: 1 LOB: 2 BB: 1 P: 23	R: 0 E: 0 K: 1 S: 6 H: 0 LOB: 0 BB: 0 P: 8	R: 0 E: 1 K: 2 S: 16 H: 0 LOB: 2 BB: 1 P: 25	1B: 3 2B: 1 3B: 0 HR: 0 SF: 0 SAC: 1 DP: 1 HBP: 0							

	AB	30
	R	0
	H	4
	RBI	0
	BB	2
	SO	4
	LOB	10

WP: 1 PB: 0 SB: 0 CS: 0 PA: 33

PITCHER		IP	WLS	BF	H	R	ER	SO	BB	IBB	HBP	BLK	WP	HR	S	P	ERA	WHIP
27 Shane Youman, L ERA: 2.91	(1, 1)	7.0		25	4	0	0	1	1	0	0	0	0	0	52	80	0.00	0.714
34 John Grabow, L ERA: 4.13	(8, 1)	0.2		2	0	0	0	1	0	0	0	0	0	0	4	5	0.00	0.000
55 Matt Capps, R ERA: 3.79	(8, 1)	0.1	W	1	0	0	0	0	0	0	0	0	0	0	2	3	0.00	0.000
16 Salomon Torres, R ERA: 3.28	(9, 1)	1.0	S	5	0	0	0	2	1	0	0	0	1	0	16	25	0.00	1.000

PITCHER	IP	WLS	BF	H	R	ER	SO	BB	IBB	HBP	BLK	WP	HR	S	P	ERA	WHIP

Batter	1	2	3	4	5	6	7	8	9	AB	R	H	RBI	BB	SO	LOB
José Bautista, R (1, 8) OBP: 0.335, SLG: 0.420	C B B B F X 3-2 ① F8		C B F C 1-3 ③ K			B B X 2-0 ① F7	C B B C S 2-3 ③ K			4	0	0	0	0	2	2
2 Jack Wilson, R (1, 6) OBP: 0.316, SLG: 0.370	C B X 1-1 ② P3			B B B B 4-0 41 L4-6 12 1B BB		B F X 1-1 41 WP 2B		C B F B S 2-3 ① K		3	0	1	0	1	1	0
12 Freddy Sanchez, R (1, 5) OBP: 0.378, SLG: 0.473	F F X 0-2 FC5-4 1B			F X 0-1 1-2 1B		C B D X 2-1 ② L4		F F F F B X 1-2 ② F8		4	0	2	0	0	0	1
Jason Bay, R (1, 7) OBP: 0.396, SLG: 0.532	X 0-0 ③ FC5-4 1-2f			C B B F F B S 3-3 ① K		I I I 4-0 41 WP IBB		X 0-0 PB 41 1B 1B 1B		3	1	1	0	1	1	3
41 Ryan Doumit, S (1, 3) OBP: 0.322, SLG: 0.389		S B B X 2-1 ① F7		F B F F X 1-2 ②③ L4-6 2-2		C B S X 1-2 ③ G6-3 1-2 2-3		C X 0-1 1B 1B 1-2 1B		4	0	1	0	0	0	4
Xavier Nady, R (1, 9) OBP: 0.337, SLG: 0.453		C B X 1-1 G6-3 1B	B F B B X 3-1 G4-3 1B				C B C F B C 2-3 ① K	S B F B X 2-2 1B 1-2 2-H 1B		4	0	3	1	0	1	0
Jose Castillo, R (1, 4) OBP: 0.299, SLG: 0.382		X 0-0 ②③ G6-3 1-2f	B B F S X 2-2 ① G4-3 1-2				C C B X 1-2 1B 1B	B X 1-0 1-2 2-3 1B		4	0	2	0	0	0	2
Carlos Maldonado, R (1, 2) OBP: 0.150, SLG: 0.105			S B F X 1-2 ① G5-3		C B B B X 2-1 ② G5-3		X 0-0 ② L6	S B F T 1-2 ③ K		4	0	0	0	0	1	5
27 Shane Youman, L (1, 1) OBP: 0.429, SLG: 0.429 Joe Randa, R (7, PH) OBP: 0.316, SLG: 0.388 34 John Grabow, L (8, 1) 55 Matt Capps, R (8, 1) 16 Salomon Torres, R (9, 1) OBP: 0.200, SLG: 0.200			B B C B X 3-1 ② G5-3		F T S 0-3 ③ K		X 0-0 1-2 1B			2 1 0 0 0	0 0 0 0 0	0 1 0 0 0	0 0 0 0 0	0 0 0 0 0	1 0 0 0 0	1 0 0 0 0
Inning Stats	R: 0 E: 0 K: 0 S: 9 H: 1 LOB: 1 BB: 0 P: 13	R: 0 E: 0 K: 0 S: 5 H: 1 LOB: 0 BB: 0 P: 8	R: 0 E: 0 K: 1 S: 8 H: 0 LOB: 0 BB: 0 P: 13	R: 0 E: 0 K: 1 S: 10 H: 1 LOB: 1 BB: 1 P: 18	R: 0 E: 0 K: 1 S: 10 H: 1 LOB: 1 BB: 0 P: 17	R: 0 E: 0 K: 0 S: 8 H: 1 LOB: 2 BB: 1 P: 18	R: 0 E: 0 K: 2 S: 12 H: 2 LOB: 2 BB: 0 P: 17	R: 1 E: 0 K: 2 S: 18 H: 4 LOB: 3 BB: 0 P: 25		1B: 10 2B: 2 3B: 0 HR: 0		SF: 0 SAC: 0 DP: 2 HBP: 0		WP: 1 PB: 1 SB: 0 CS: 0	PA: 35	

PITCHER		IP	WLS	BF	H	R	ER	SO	BB	IBB	HBP	BLK	WP	HR	S	P	ERA	WHIP
31 Matt Belisle, R ERA: 3.6	(1, 1)	6.0		23	5	0	0	3	1	1	0	0	1	0	50	87	0.00	1.000
Ryan Franklin, R ERA: 4.54	(7, 1)	1.0		5	2	0	0	2	0	0	0	0	0	0	12	17	0.00	2.000
56 Todd Coffey, R ERA: 3.58	(8, 1)	1.0	L	7	4	1	1	2	0	0	0	0	0	0	18	25	9.00	4.000

PITCHER	IP	WLS	BF	H	R	ER	SO	BB	IBB	HBP	BLK	WP	HR	S	P	ERA	WHIP

BOTTOM

Cincinnati Reds @ Pittsburgh Pirates

PNC Park, Pittsburgh, PA

Sun Oct 01 2006, 1:35 PM EDT
Att. 25,004 - Partly Cloudy - 63 F

livebaseballscorecards.com

AB	33
R	1
H	11
RBI	1
BB	2
SO	7
LOB	18