Cincinnati Reds - 2006

Batter	1	2	3	4	5	6	7	8	9	AB	R	H	RBI	BB	SO	LOB
Inning Stats																

TOP

Kia Tigers @ Cincinnati Reds

Ed Smith Stadium, Sarasota, FL

Tue Feb 28 2006, 1:05 PM EST

livebaseballscorecards.com

AB 0
R 0
H 0
RBI 0
BB 0
SO 0
LOB 0

1B: 0 SF: 0
2B: 0 SAC: 0
3B: 0 DP: 0
HR: 0 HBP: 0

WP: 0 PA: 0
PB: 0
SB: 0
CS: 0

PITCHER	IP	WLS	BF	H	R	ER	SO	BB	IBB	HBP	BLK	WP	HR	S	P	ERA	WHIP

PITCHER	IP	WLS	BF	H	R	ER	SO	BB	IBB	HBP	BLK	WP	HR	S	P	ERA	WHIP

Batter	1	2	3	4	5	6	7	8	9	AB	R	H	RBI	BB	SO	LOB
Inning Stats																

BOTTOM

Kia Tigers @ Cincinnati Reds

Ed Smith Stadium, Sarasota, FL

Tue Feb 28 2006, 1:05 PM EST

livebaseballscorecards.com

AB 0
R 0
H 0
RBI 0
BB 0
SO 0
LOB 0

1B: 0 SF: 0
2B: 0 SAC: 0
3B: 0 DP: 0
HR: 0 HBP: 0

WP: 0 PA: 0
PB: 0
SB: 0
CS: 0

PITCHER	IP	WLS	BF	H	R	ER	SO	BB	IBB	HBP	BLK	WP	HR	S	P	ERA	WHIP

PITCHER	IP	WLS	BF	H	R	ER	SO	BB	IBB	HBP	BLK	WP	HR	S	P	ERA	WHIP

TOP

Batter	1	2	3	4	5	6	7	8	9	AB	R	H	RBI	BB	SO	LOB
6 Ryan Freel, R (1, 9) 27 Chris Denorfia, R (5, 9) OBP: 0.500, SLG: 0.500	G5-3		P6		FC5-4 1-2f	FC6-4 1-2f 2-3		16 FC6-4 1B		3 1 0 0 0 0 3 2 0 1 0 0 0 2						
Tony Womack, L (1, 4) OBP: 0.667, SLG: 0.667 16 Frank Menechino, R (5, 4)	CS 1B		F8		E FC4 1-H	F8		FC6-4 54 1B 1-2f		3 0 2 1 0 0 2 2 0 0 0 0 0 3						
Felipe Lopez, S (1, 6) Ray Olmedo, S (5, PR) (5, 6)	K 1-2			G4-3	FC4 1-3		G3	K		3 0 0 0 0 1 2 2 0 0 0 0 1 1						
Wily Mo Peña, R (1, 7) 54 Andy Abad, L (5, 7) OBP: 1.000, SLG: 1.000	K	K	K	K	K		12 BB 9 BB BB 1B	1-2 1B		3 0 0 0 0 3 2 2 1 2 0 0 0 0						
Scott Hatteberg, L (1, 3) OBP: 0.333, SLG: 1.333 Joey Votto, L (5, 3)		P2		HR	F8		9 BB 12 BB 29 SF9 1-2 BB	K		3 1 1 1 0 0 2 1 1 0 0 1 1 2						
12 Edwin Encarnación, R (1, 5) 70 Earl Snyder, R (7, 5)	K		9 BB HBP			G5-3	29 SF9 9 BB 1-2 2-3 BB		P5	2 0 0 0 1 1 0 1 0 0 0 0 0 0						
9 Jacob Cruz, L (1, 10) OBP: 1.000, SLG: 1.500			1B BB	1-2 BB		1B 2B	1-2 2-3 3-H BB		1B	2 1 2 1 3 0 0						
Quinton McCracken, S (1, 8) OBP: 0.667, SLG: 0.667 29 Miguel Perez, R (6, 2)		1-2 1B	L3			27 FC6-4 1B 2-H	SF9 2-3 3-H		F7	3 0 2 1 0 0 2 1 0 0 1 0 0 1						
Dane Sardinha, R (1, 2) OBP: 0.667, SLG: 0.500 15 Dewayne Wise, L (6, PR) (6, 8)	F6		6 FC5-4 BB		1-2 27 FC6-4 1B	F8			G4-3	2 0 1 0 1 0 2 2 0 0 0 0 0 3						
Inning Stats	R: 0 E: 0 K: 1 S: 5 H: 1 LOB: 0 BB: 0 P: 5	R: 0 E: 0 K: 2 S: 7 H: 0 LOB: 0 BB: 0 P: 7	R: 0 E: 0 K: 0 S: 4 H: 1 LOB: 2 BB: 1 P: 8	R: 1 E: 0 K: 1 S: 6 H: 1 LOB: 2 BB: 1 P: 11	R: 1 E: 1 K: 1 S: 7 H: 1 LOB: 2 BB: 1 P: 12	R: 1 E: 0 K: 0 S: 6 H: 3 LOB: 2 BB: 0 P: 6	R: 2 E: 0 K: 0 S: 4 H: 1 LOB: 2 BB: 3 P: 16	R: 0 E: 0 K: 2 S: 9 H: 2 LOB: 2 BB: 0 P: 9	R: 0 E: 0 K: 0 S: 4 H: 1 LOB: 1 BB: 0 P: 4	1B: 9 2B: 1 3B: 0 HR: 1 SF: 1 SAC: 0 DP: 0 HBP: 1						

PITCHER	IP	WLS	BF	H	R	ER	SO	BB	IBB	HBP	BLK	WP	HR	S	P	ERA	WHIP
29 Nate Robertson, L (1, 1) ERA:	2.0		6	1	0	0	3	0	0	0	0	0	0	12	12	0.00	0.500
43 Roman Colon, R (3, 1) ERA: 4.5	2.0		11	2	1	1	1	2	0	1	0	0	1	10	19	4.50	2.000
Jason Grilli, R (5, 1) ERA: 9.0	2.0		12	4	2	2	1	1	0	0	0	0	0	13	18	9.00	2.500
Chad Durbin, R (7, 1) ERA: 18.0	1.0	W	7	1	2	2	0	3	0	0	0	0	0	4	16	18.00	4.000
56 Fernando Rodney, R (8, 1) ERA:	1.0	H	5	2	0	0	2	0	0	0	0	0	0	9	9	0.00	2.000

PITCHER	IP	WLS	BF	H	R	ER	SO	BB	IBB	HBP	BLK	WP	HR	S	P	ERA	WHIP
Chris Spurling, R (9, 1) ERA:	1.0	S	4	1	0	0	0	0	0	0	0	0	0	4	4	0.00	1.000

Cincinnati Reds @ Detroit Tigers
Joker Marchant Stadium, Lakeland, FL
Thu Mar 02 2006, 1:05 PM EST
Att. 4,115 - Partly Cloudy - 81 F

livebaseballscorecards.com

AB	37
R	5
H	11
RBI	5
BB	6
SO	7
LOB	27

BOTTOM

Batter	1	2	3	4	5	6	7	8	9	AB	R	H	RBI	BB	SO	LOB
Ivan Rodriguez, R (1, 2) OBP: 1.000, SLG: 2.000 64 Max St. Pierre, R (6, 2) OBP: 1.000, SLG: 1.000 79 Chris Robinson, R (8, 2)	HR	2-H 3-H 1B		14 BB 3-H 1B		20 1B 1B	19 BB 20 2B 1-2 HBP			3 1 3 4 0 0 0 1 1 1 0 0 0 0 0 0 0 0 0 0 0						
14 Placido Polanco, R (1, 4) 19 Kevin Hooper, R (6, 4)	30 G6-4-3 BB	L4		30 FC5-4 1-2 BB		F8	20 2B 1-2 2-3 BB			1 0 0 0 2 0 1 1 0 0 0 1 0 1						
9 Carlos Guillen, S (1, 6) 20 Omar Infante, R (6, 6) OBP: 1.000, SLG: 1.500	F8		G5-3	F7		1-2 1B	1-3 2-H 3-H 2B			3 0 0 0 0 0 3 2 0 2 2 0 0 0						
30 Magglio Ordonez, R (1, 9) Alexis Gomez, L (6, 9)	G6-4-3 1-2f		P6	FC5-4 1-2f						3 0 0 0 0 0 3 2 0 0 0 0 2 4						
Dmitri Young, S (1, 10) OBP: 0.667, SLG: 0.667 70 Josh Phelps, R (6, PH) (7, 10)		L9	BB 1B		15 2B 1B					3 0 2 0 0 0 0 2 0 0 0 0 1 2						
Carlos Pena, L (1, 3) 31 Chris Shelton, R (6, 3) OBP: 0.500, SLG: 1.000		G4-3	1-2 BB		F8		F9	CS 2B		2 0 0 0 1 0 1 2 0 1 0 0 0 0						
15 Brandon Inge, R (1, 5) OBP: 0.667, SLG: 1.000 67 Mike Hessman, R (6, 5)	33 BB 28 2B HBP	F8			1-3 2B		P5	K		2 1 1 0 0 0 2 2 0 0 0 0 1 1						
33 Marcus Thames, R (1, 7) OBP: 0.667, SLG: 0.500 Reggie Taylor, L (6, 7) OBP: 1.000, SLG: 4.000	28 2B 1-2 1B BB			28 E 1B	K		HR	2 SAFE 2-3 CS		2 2 1 0 1 1 2 1 1 1 1 0 0 0						
28 Curtis Granderson, L (1, 8) OBP: 0.500, SLG: 0.667	1-3 2-H 2B			F7 1-3	P5		19 BB 64 HBP 20 2B BB			3 2 1 1 1 0 3						
Inning Stats	R: 1 E: 0 K: 0 S: 3 H: 1 LOB: 0 BB: 1 P: 7	R: 3 E: 0 K: 0 S: 5 H: 2 LOB: 1 BB: 1 P: 10	R: 0 E: 0 K: 0 S: 4 H: 1 LOB: 2 BB: 1 P: 8	R: 1 E: 0 K: 1 S: 5 H: 2 LOB: 2 BB: 1 P: 10	R: 0 E: 0 K: 1 S: 7 H: 2 LOB: 2 BB: 0 P: 7	R: 0 E: 0 K: 2 S: 9 H: 2 LOB: 2 BB: 0 P: 9	R: 3 E: 0 K: 1 S: 7 H: 2 LOB: 2 BB: 2 P: 16	R: 0 E: 0 K: 1 S: 5 H: 1 LOB: 0 BB: 0 P: 5		1B: 7 2B: 4 3B: 0 HR: 2 SF: 0 SAC: 0 DP: 1 HBP: 2						

PITCHER	IP	WLS	BF	H	R	ER	SO	BB	IBB	HBP	BLK	WP	HR	S	P	ERA	WHIP
60 Ben Kozlowski, L (1, 1) ERA: 18.0	2.0		11	3	4	4	0	2	0	1	0	0	1	8	17	18.00	2.500
54 Elizardo Ramirez, R (3, 1) ERA: 4.5	2.0		11	3	1	1	0	2	0	0	0	0	0	9	18	4.50	2.500
Chris Hammond, L (5, 1) ERA:	1.0		5	2	0	0	1	0	0	0	0	0	0	7	7	0.00	2.000
Allan Simpson, R (6, 1) ERA:	1.0		5	2	0	0	2	0	0	0	0	0	0	9	9	0.00	2.000
Ryan Wagner, R (7, 1) ERA: 27.0	1.0	L	8	2	3	3	1	2	0	1	0	0	1	7	16	27.00	4.000

PITCHER	IP	WLS	BF	H	R	ER	SO	BB	IBB	HBP	BLK	WP	HR	S	P	ERA	WHIP
Mike Burns, R (8, 1) ERA:	1.0		3	1	0	0	1	0	0	0	0	0	0	5	5	0.00	1.000

Cincinnati Reds @ Minnesota Twins

Hammond Stadium, Fort Myers, FL

Fri Mar 03 2006, 1:05 PM EST

Att. 5,936 - Partly Cloudy - 81 F

TOP

Batter	1	2	3	4	5	6	7	8	9	AB	R	H	RBI	BB	SO	LOB
Quinton McCracken, S (1, 8) OBP: 0.500, SLG: 0.500	F9	F9			16 CS 1B		27 2B; 49 1B 1B	K		3	0	1	0	0	0	1
54 Andy Abad, L (6, 7) OBP: 0.750, SLG: 0.750										2	1	1	0	0	1	0
16 Frank Menechino, R (1, 4)	F9		K		G6-3 1-2		49 1B 2B		K	3	0	0	0	0	1	1
27 Brian Buchanan, R (6, 9) OBP: 0.500, SLG: 1.000										2	1	1	1	0	1	0
Scott Hatteberg, L (1, 3) OBP: 0.333, SLG: 0.833	12 HR 1B		G4-3			F7	12 2B; 9 G6-3 1B		G6-3	3	1	1	0	0	0	0
49 Jesse Gutierrez, R (6, 3) OBP: 0.500, SLG: 0.500										2	1	1	2	0	0	0
12 Edwin Encarnación, R (1, 5) OBP: 0.625, SLG: 1.667	HR		F7			HR	6 1B 2B		K	4	2	3	3	0	0	0
71 Derek Wathan, S (7, PR)										1	1	0	0	0	1	0
(7, 5)																
9 Jacob Cruz, L (1, 10) OBP: 0.667, SLG: 0.600	G3			BB		K	G6-3			3	0	0	1	1	1	1
Karl Rhodes, L (1, 7) OBP: 0.667, SLG: 1.000		27 SH1-3; 68 SH1-3 2B		K		27 FC6-4 1B	2-H 1B			3	1	2	0	0	1	1
6 Jeff Bannon, R (6, PR) OBP: 1.000, SLG: 1.000										1	0	1	1	0	0	0
(6, 4)																
27 Chris Denorfia, R (1, 9) OBP: 0.200, SLG: 0.200		SH1-3 2-3		K		FC6-4 1-2f	G3			3	0	0	0	0	1	3
(6, 8)																
68 Anderson Machado, S (1, 6)		SH1-3 3-H		P3			G1-3; G1			3	0	0	1	0	0	1
59 Dane Sardinha, R (1, 2) OBP: 0.667, SLG: 0.500		HBP			F9		54 1B; 27 2B 1B		F9	2	1	1	0	0	0	0
81 Ryan Hanigan, R (7, 2)										1	0	0	0	0	0	0
Inning Stats	R: 2 E: 0 K: 0 S: 5 H: 2 LOB: 0 BB: 0 P: 5	R: 1 E: 0 K: 0 S: 4 H: 1 LOB: 1 BB: 0 P: 5	R: 0 E: 0 K: 1 S: 5 H: 0 LOB: 0 BB: 0 P: 5	R: 0 E: 0 K: 2 S: 7 H: 0 LOB: 1 BB: 1 P: 11	R: 0 E: 0 K: 0 S: 3 H: 1 LOB: 0 BB: 0 P: 4	R: 1 E: 0 K: 1 S: 7 H: 2 LOB: 1 BB: 0 P: 7	R: 5 E: 0 K: 0 S: 9 H: 6 LOB: 1 BB: 0 P: 9	R: 0 E: 0 K: 1 S: 5 H: 0 LOB: 0 BB: 0 P: 5	R: 0 E: 0 K: 2 S: 7 H: 0 LOB: 0 BB: 0 P: 7	1B: 7 2B: 3 3B: 0 HR: 2	SF: 0 SAC: 2 DP: 0 HBP: 1		WP: 0 PB: 0 SB: 0 CS: 1		PA: 40		

PITCHER	IP	WLS	BF	H	R	ER	SO	BB	IBB	HBP	BLK	WP	HR	S	P	ERA	WHIP
Brad Radke, R (1, 1) ERA: 13.5	2.0	L	10	3	3	3	0	0	0	1	0	0	1	9	10	13.50	1.500
60 Glen Perkins, L (3, 1) ERA:	2.0		7	0	0	0	3	1	0	0	0	0	0	12	16	0.00	0.500
Willie Eyre, R (5, 1) ERA: 4.5	2.0		8	3	1	1	1	0	0	0	0	0	1	10	11	4.50	1.500
J.D. Durbin, R (7, 1) ERA: 45.0	1.0		9	6	5	5	0	0	0	0	0	0	0	9	9	45.00	6.000
84 Kevin Cameron, R (8, 1) ERA:	2.0		6	0	0	0	3	0	0	0	0	0	0	12	12	0.00	0.000

livebaseballscorecards.com

AB	36
R	9
H	12
RBI	9
BB	1
SO	7
LOB	8

BOTTOM

Batter	1	2	3	4	5	6	7	8	9	AB	R	H	RBI	BB	SO	LOB
Shannon Stewart, R (1, 7) OBP: 0.500, SLG: 0.333	F8		FC6-4 1B		CS 1-2 1B		G4-3 1-2		F7	2	0	1	0	0	0	0
Jason Tyner, L (5, 7) OBP: 0.750, SLG: 0.750										2	0	1	0	0	0	1
Alex Romero, L (9, 7)										1	0	0	0	0	0	0
Luis Castillo, S (1, 4) OBP: 0.667, SLG: 0.500	24 1B 1B		L6		2 SAFE; FC6-4 1-2 2-3 BB		K			2	0	1	0	1	0	1
61 Tommy Watkins, R (5, PR)										1	0	0	0	0	1	1
(6, 4)																
Torii Hunter, R (1, 8) OBP: 0.250, SLG: 1.000	F9		FC6-4 1-2f		FC6-4 1-2f			E1 21 1B 1B		2	0	0	0	0	0	2
Denard Span, L (5, 8) OBP: 0.500, SLG: 0.500										2	1	1	0	0	0	2
24 Rondell White, R (1, 10) OBP: 0.250, SLG: 0.250				F9		56 G6-4-3; 51 BB BB		51 G5-4-3 2-H 1B		2	0	1	0	0	0	0
21 Ruben Sierra, S (6, PH) OBP: 1.000, SLG: 1.000	15 FC4 1-2 1B									1	0	1	1	1	0	0
(7, 10)																
Jason Pridie, L (8, PR)										0	0	0	0	0	0	0
(9, 10)																
15 Glenn Williams, S (1, 5)	FC4 1-2f			F7		56 G6-4-3 1-2 BB		G5-4-3 1-2f		2	0	0	0	0	0	2
51 Shawn Wooten, R (5, 5)										1	0	0	0	1	0	1
5 Michael Cuddyer, R (1, 9)		K		BB		G6-4-3 1-2f 2-3		WP 1B		1	0	0	0	1	1	0
56 Andres Torres, S OBP: 0.500, SLG: 0.500										2	0	1	0	0	0	2
Terry Tiffee, S (1, 3) OBP: 0.250, SLG: 0.250		G4-3		G3		F8		G6-3 1-2		2	0	0	0	0	0	1
Jason Hart, R (5, 3)										2	0	0	0	0	0	2
55 Mike Redmond, R (1, 2) OBP: 0.500, SLG: 0.500		G6-3			8 FC5-4 1B		G4-3 1B		F8	2	0	1	0	0	0	0
Rob Bowen, S (5, PR) OBP: 1.000, SLG: 1.000										1	0	1	0	0	0	0
(6, 2)																
68 Kyle Phillips, L (8, 2)										1	0	0	0	0	0	0
8 Nick Punto, S (1, 6) OBP: 0.400, SLG: 0.250			G1-3		FC5-4 CS 1B 1-2f		K		K	2	0	0	0	0	0	1
53 Luis Maza, R (5, PR) OBP: 0.333, SLG: 0.667										2	0	0	0	0	2	1
(6, 6)																
Inning Stats	R: 0 E: 0 K: 0 S: 5 H: 2 LOB: 2 BB: 0 P: 5	R: 0 E: 0 K: 5 S: 5 H: 0 LOB: 0 BB: 0 P: 5	R: 0 E: 0 K: 0 S: 4 H: 1 LOB: 1 BB: 1 P: 4	R: 0 E: 0 K: 0 S: 3 H: 0 LOB: 1 BB: 1 P: 7	R: 0 E: 0 K: 0 S: 4 H: 2 LOB: 2 BB: 1 P: 8	R: 0 E: 0 K: 0 S: 2 H: 0 LOB: 1 BB: 2 P: 10	R: 0 E: 0 K: 2 S: 8 H: 1 LOB: 1 BB: 0 P: 8	R: 1 E: 1 K: 0 S: 5 H: 3 LOB: 2 BB: 0 P: 6	R: 0 E: 0 K: 1 S: 5 H: 0 LOB: 0 BB: 0 P: 5	1B: 9 2B: 0 3B: 0 HR: 0	SF: 0 SAC: 0 DP: 2 HBP: 0		WP: 1 PB: 0 SB: 0 CS: 2		PA: 37		

PITCHER	IP	WLS	BF	H	R	ER	SO	BB	IBB	HBP	BLK	WP	HR	S	P	ERA	WHIP
48 Mike Gosling, L (1, 1) ERA:	3.0	W	12	3	0	0	1	0	0	0	0	0	0	14	14	0.00	1.000
Jason Standridge, R (4, 1) ERA:	1.0		4	0	0	0	0	1	0	0	0	0	0	3	7	0.00	1.000
56 Todd Coffey, R (5, 1) ERA:	1.0		5	2	0	0	0	1	0	0	0	0	0	4	8	0.00	3.000
74 Homer Bailey, R (6, 1) ERA:	2.0		8	1	0	0	2	2	0	0	0	0	0	10	18	0.00	1.500
37 Brian Shackelford, L (8, 1) ERA: 9.0	1.0		5	3	1	1	0	0	0	0	0	1	0	5	6	9.00	3.000

PITCHER	IP	WLS	BF	H	R	ER	SO	BB	IBB	HBP	BLK	WP	HR	S	P	ERA	WHIP
Bubba Nelson, R (9, 1) ERA:	1.0		3	0	0	0	1	0	0	0	0	0	0	5	5	0.00	0.000

Detroit Tigers @ Cincinnati Reds

Ed Smith Stadium, Sarasota, FL

Fri Mar 03 2006, 1:05 PM EST

Att. 3,835 - Sunny - 75 F

TOP

Batter	1	2	3	4	5	6	7	8	9	AB	R	H	RBI	BB	SO	LOB
28 Curtis Granderson, L (1, 8) OBP: 0.625, SLG: 0.500 Alexis Gomez, L (5, 8) OBP: 0.250, SLG: 0.250	G4-3	BB	HBP		BB	1B	K			1 2	1 0	0 1	0 1	2 0	0 1	0 1
9 Carlos Guillen, S (1, 6) OBP: 0.333, SLG: 0.667 Don Kelly, L (4, 6)	1B	K	3B	P5	L3		K2-3			3 3	1 0	2 0	3 0	0 0	1 1	2 4
30 Magglio Ordonez, R (1, 9) OBP: 0.333, SLG: 0.333 24 Brent Clevlen, R (4, 9) OBP: 1.000, SLG: 2.000	1B	1B	1B F9	BB			BB	HR	2B	3 1	2 2	2 1	0 0	0 2	0 0	1 0
31 Chris Shelton, R (1, 3) OBP: 0.500, SLG: 1.333 67 Mike Hessman, R (5, 3)	2B	G6-3	HR	K	K	K	K	K		4 2	1 0	2 0	3 0	0 0	1 2	3 2
15 Brandon Inge, R (1, 5) OBP: 0.571, SLG: 0.667 Kody Kirkland, R (6, 5) OBP: 1.000, SLG: 2.500	G1-3	70 E 70 2B 1B	G6-3	1B 13 FC5-4 1B	70 HR 1B	HR				4 2	2 2	2 2	1 2	0 0	0 0	1 0
70 Josh Phelps, R (1, 10) OBP: 0.500, SLG: 1.000	K	13 1B 2B	BB	13 FC5-4 1B 1B	HR	K				5	3	3	4	1	2	1
Reggie Taylor, L (1, 7) OBP: 0.429, SLG: 0.857		13 G1-3 1B	E5 19 FC6-4 13 1B 9 3B	F8	13 FC5-4 1B	P3	K			6	1	2	0	0	1	2
13 Vance Wilson, R (1, 2) OBP: 0.250, SLG: 0.250 78 Brian Peterson, R (6, 2) OBP: 0.500, SLG: 0.500		G1-3	19 FC6-4 1B	K	FC5-4 1B 19 BB	19 2B 1B			P6	4 2	0 1	1 1	2 0	0 0	1 0	4 0
19 Kevin Hooper, R (1, 4) OBP: 0.429, SLG: 0.400 39 Ramon Santiago, S (8, 4)		G5-3	FC6-4 28 HBP 9 3B		G6-3	1B BB	2B		G4-3	4 1	1 0	1 0	1 0	1 0	0 0	3 0
Inning Stats	R: 2 E: 0 K: 1 S: 8 H: 3 LOB: 1 BB: 0 P: 8	R: 0 E: 0 K: 1 S: 6 H: 1 LOB: 2 BB: 1 P: 10	R: 6 E: 2 K: 0 S: 9 H: 5 LOB: 1 BB: 0 P: 12	R: 1 E: 0 K: 1 S: 6 H: 1 LOB: 1 BB: 1 P: 10	R: 0 E: 0 K: 1 S: 5 H: 0 LOB: 2 BB: 2 P: 13	R: 2 E: 0 K: 0 S: 6 H: 4 LOB: 2 BB: 1 P: 10	R: 4 E: 0 K: 2 S: 11 H: 4 LOB: 1 BB: 1 P: 15	R: 2 E: 0 K: 3 S: 11 H: 2 LOB: 0 BB: 0 P: 11	R: 0 E: 0 K: 1 S: 5 H: 0 LOB: 0 BB: 0 P: 5	1B: 12 2B: 5 3B: 1 HR: 3	SF: 0 SAC: 0 DP: 1 HBP: 1	WP: 0 PB: 0 SB: 1 CS: 0	PA: 54			

livebaseballscorecards.com

PITCHER		IP	WLS	BF	H	R	ER	SO	BB	IBB	HBP	BLK	WP	HR	S	P	ERA	WHIP
Justin Germano, R ERA: 9.0	(1, 1)	2.0		11	4	2	2	2	1	0	0	0	0	0	14	18	9.00	2.500
25 David Weathers, R ERA: 27.0	(3, 1)	1.0	L	10	5	6	3	0	0	0	1	0	0	0	9	12	27.00	5.000
Luke Hudson, R ERA: 4.5	(4, 1)	2.0		10	1	1	1	2	3	0	0	0	0	1	11	23	4.50	2.000
Rick White, R ERA: 18.0	(6, 1)	1.0		7	4	2	2	0	1	0	0	0	0	0	6	10	18.00	5.000
Travis Chick, R ERA: 36.0	(7, 1)	1.0		8	4	4	4	2	1	0	0	0	0	1	11	15	36.00	5.000

PITCHER		IP	WLS	BF	H	R	ER	SO	BB	IBB	HBP	BLK	WP	HR	S	P	ERA	WHIP
Tommy Phelps, L ERA: 18.0	(8, 1)	1.0		5	2	2	2	3	0	0	0	0	0	1	11	11	18.00	2.000
Scott Chiasson, R ERA:	(9, 1)	1.0		3	0	0	0	1	0	0	0	0	0	0	5	5	0.00	0.000

BOTTOM

Batter	1	2	3	4	5	6	7	8	9	AB	R	H	RBI	BB	SO	LOB
6 Ryan Freel, R (1, 8) OBP: 0.167, SLG: 0.167 30 Norris Hopper, R (6, 9) (7, 8)	SH5-3 HR 1B	K		F8	FC3-2 1B 2B			G6-3		3 2	1 1	1 0	0 0	0 0	1 0	4 3
Tony Womack, L (1, 4) OBP: 0.600, SLG: 0.600 67 Aaron Herr, R (6, 4)	SH5-3	1B WP 1B	G4-6-3	K		F8				2 2	1 0	1 0	0 0	0 0	0 1	2 3
Felipe Lopez, S (1, 6) OBP: 0.167, SLG: 0.167 Ray Olmedo, S (6, 6) OBP: 0.250, SLG: 0.250	P3	WP 1B 1B	F9	2B 1B		G5-3				3 2	1 1	1 1	0 2	0 0	0 0	1 0
Adam Dunn, L (1, 3) OBP: 0.667, SLG: 2.000 Joey Votto, L (5, PR) OBP: 0.750, SLG: 1.000 (6, 3)	HR	L3 1B	G6-3 2B	2B		77 HR HBP				3 1	1 1	2 1	2 2	0 0	0 0	1 0
Rich Aurilia, R (1, 5) OBP: 0.333, SLG: 0.333 77 Aaron Holbert, R (6, 5) OBP: 0.500, SLG: 2.000 (7, 9)	F9	1B	G6-3 2-3	G6-3		HR				3 2	0 1	1 1	1 2	0 0	0 0	1 1
Austin Kearns, R (1, 9) Javon Moran, R (6, 7)	G4-3	K		F9		G4-3				3 2	0 0	0 0	0 0	0 0	1 0	3 0
Jason LaRue, R (1, 2) OBP: 0.500, SLG: 0.500 29 Miguel Perez, R (6, 2) OBP: 0.200, SLG: 0.250	15 2B 1B	K				15 1B 30 FC3-2 70 1B 1B	P3		F9	2 3	0 0	1 1	0 0	0 0	1 0	1 0
70 Earl Snyder, R (1, 10) OBP: 0.400, SLG: 0.250	K		HBP			30 FC3-2 15 1B 1B	F8			3	1	1	0	0	1	1
15 Dewayne Wise, L (1, 7) OBP: 0.600, SLG: 0.800 (6, 8) Justin Tordi, R (7, 5)	2B		G4-6-3 1B			30 FC3-2 1B 1B		G5-3		3 1	1 0	3 0	0 0	0 0	0 0	0 0
Inning Stats	R: 2 E: 0 K: 0 S: 5 H: 2 LOB: 0 BB: 0 P: 5	R: 0 E: 0 K: 2 S: 9 H: 2 LOB: 2 BB: 0 P: 9	R: 2 E: 0 K: 2 S: 10 H: 3 LOB: 1 BB: 0 P: 12	R: 0 E: 0 K: 0 S: 3 H: 1 LOB: 1 BB: 0 P: 5	R: 0 E: 0 K: 0 S: 4 H: 1 LOB: 2 BB: 0 P: 5	R: 4 E: 0 K: 1 S: 10 H: 5 LOB: 1 BB: 0 P: 10	R: 0 E: 0 K: 0 S: 3 H: 0 LOB: 0 BB: 0 P: 3	R: 0 E: 0 K: 0 S: 3 H: 0 LOB: 0 BB: 0 P: 3	R: 2 E: 0 K: 0 S: 4 H: 1 LOB: 0 BB: 0 P: 6	1B: 10 2B: 3 3B: 0 HR: 2 SF: 0 SAC: 1 DP: 1 HBP: 2	WP: 2 PB: 0 SB: 0 CS: 0	PA: 43			

livebaseballscorecards.com

PITCHER		IP	WLS	BF	H	R	ER	SO	BB	IBB	HBP	BLK	WP	HR	S	P	ERA	WHIP
Mike Maroth, L ERA: 9.0	(1, 1)	2.0	W	10	4	2	2	2	0	0	0	0	0	1	14	14	9.00	2.000
35 Justin Verlander, R ERA: 9.0	(3, 1)	2.0		10	4	2	2	2	0	0	1	0	1	0	13	17	9.00	2.000
68 Hector Mercado, L ERA: 18.0	(5, 1)	2.0		12	6	4	4	1	0	0	0	0	0	0	14	15	18.00	3.000
44 Bobby Seay, L ERA:	(7, 1)	2.0		6	0	0	0	0	0	0	0	0	0	0	6	6	0.00	0.000
66 Tim Crabtree, R ERA: 18.0	(9, 1)	1.0		5	1	2	2	0	0	0	1	0	0	1	4	6	18.00	1.000

PITCHER	IP	WLS	BF	H	R	ER	SO	BB	IBB	HBP	BLK	WP	HR	S	P	ERA	WHIP

Batter	1	2	3	4	5	6	7	8	9	AB	R	H	RBI	BB	SO	LOB
6 Ryan Freel, R (1, 4) OBP: 0.125, SLG: 0.125 16 Frank Menechino, R (6, 4) OBP: 0.143, SLG: 0.143	G6-3		F7		SH 1-2 2-3		P5		1B 1-2 1B	2 2	0 0	0 1	0 0	0 0	0 0	0 0
Rich Aurilia, R (1, 6) OBP: 0.500, SLG: 0.600 Ray Olmedo, S (5, 6) OBP: 0.333, SLG: 0.333	BBBB 12 HR BB		12 2B 2B		F9		K		54 S 1-3 2-H 1B	2 2	2 0	1 1	0 1	1 0	0 1	3 0
12 Edwin Encarnación, R (1, 5) OBP: 0.636, SLG: 1.778 54 Andy Abad, L (6, 7) OBP: 0.500, SLG: 0.500	1-H HR		2-H 2B		K			P6 1-2	P6 1-2	3 2	1 0	2 0	3 0	0 0	1 0	3 2
Adam Dunn, L (1, 3) OBP: 0.333, SLG: 1.000 27 Brian Buchanan, R (6, 9) OBP: 0.667, SLG: 1.000	F8		K		K			1B		3 1	0 0	0 1	0 0	0 0	2 0	4 0
Austin Kearns, R (1, 9) OBP: 0.167, SLG: 0.333 Joey Votto, L (6, 3) OBP: 0.600, SLG: 0.667	K			F8		1B 2B		F7		3 1	0 0	1 0	0 0	0 0	1 0	0 1
Jason LaRue, R (1, 2) OBP: 0.200, SLG: 0.200 29 Miguel Perez, R (7, 2) OBP: 0.167, SLG: 0.200	F8		K		L4			F9		3 1	0 0	0 0	0 0	0 0	1 0	1 1
Karl Rhodes, L (1, 10) OBP: 0.286, SLG: 0.429	P5		P5		K				P4	4	0	0	0	0	1	1
Quinton McCracken, S (1, 7) OBP: 0.556, SLG: 0.500 77 Aaron Holbert, R (6, 5) OBP: 0.667, SLG: 1.667	F9				6 SH 27 BB BB	2-H 1B			27 CS 1B	2 1	0 0	1 1	0 0	1 0	0 0	0 0
27 Chris Denorfia, R (1, 8) OBP: 0.333, SLG: 0.250			G4-3		6 SH 1-2 BB		G5-3		16 1B 1-2 1B	3	1	1	0	1	0	0
Inning Stats	R: 2 E: 0 K: 1 S: 6 H: 1 LOB: 0 BB: 1 P: 10	R: 0 E: 0 K: 0 S: 3 H: 0 LOB: 0 BB: 0 P: 3	R: 1 E: 0 K: 1 S: 7 H: 2 LOB: 1 BB: 0 P: 7	R: 0 E: 0 K: 1 S: 5 H: 0 LOB: 0 BB: 0 P: 5	R: 0 E: 0 K: 2 S: 8 H: 0 LOB: 3 BB: 2 P: 16	R: 0 E: 0 K: 1 S: 6 H: 2 LOB: 2 BB: 0 P: 6	R: 0 E: 0 K: 1 S: 5 H: 0 LOB: 0 BB: 0 P: 5	R: 0 E: 0 K: 0 S: 4 H: 1 LOB: 1 BB: 0 P: 4	R: 1 E: 0 K: 0 S: 7 H: 4 LOB: 2 BB: 0 P: 8	1B: 6 2B: 3 3B: 0 HR: 1 SF: 0 SAC: 1 DP: 0 HBP: 0	WP: 0 PB: 0 SB: 1 CS: 1 PA: 39					

PITCHER	IP	WLS	BF	H	R	ER	SO	BB	IBB	HBP	BLK	WP	HR	S	P	ERA	WHIP
Randy Johnson, L (1, 1) ERA: 9.0	3.0	L	13	3	3	3	2	1	0	0	0	0	1	16	20	9.00	1.333
Scott Proctor, R (4, 1) ERA:	2.0		9	0	0	0	3	2	0	0	0	0	0	13	21	0.00	1.000
Kyle Farnsworth, R (6, 1) ERA:	1.0		4	2	0	0	1	0	0	0	0	0	0	6	6	0.00	2.000
27 Darrell Rasner, R (7, 1) ERA:	2.0		7	1	0	0	1	0	0	0	0	0	0	9	9	0.00	0.500
77 Dusty Bergman, L (9, 1) ERA: 9.0	1.0		6	4	1	1	0	0	0	0	0	0	0	7	8	9.00	4.000

PITCHER	IP	WLS	BF	H	R	ER	SO	BB	IBB	HBP	BLK	WP	HR	S	P	ERA	WHIP

Batter	1	2	3	4	5	6	7	8	9	AB	R	H	RBI	BB	SO	LOB
Miguel Cairo, R (1, 6) OBP: 0.222, SLG: 0.333 91 Ramiro Pena, S (8, 6) 61 Kevin Howard, L (9, PH)	G4-3		BB 24 1B 1B	G6-4-3 1-2f			G5-4-3 1-2f		L5	4 0 1	0 0 0	1 0 0	0 0 0	0 0 0	0 0 0	3 0 2
24 Robinson Canó, L (1, 4) OBP: 0.455, SLG: 0.500 28 Felix Escalona, R (9, 4) OBP: 0.333, SLG: 0.400	FC6-4 1B		BB 1-2 1B		F8			K	L5	4 1	0 0	2 0	0 0	0 0	1 0	0 2
Gary Sheffield, R (1, 9) Mitch Jones, R (6, 9) OBP: 0.500, SLG: 0.750	FC6-4 55 1B 25 HBP 1-2f		55 G4-6-3 1-2 2-3 BB		P2			F9	L8	2 2	0 0	0 0	0 0	1 0	0 0	1 2
25 Jason Giambi, L (1, 3) OBP: 0.429, SLG: 0.333 85 Omir Santos, R (6, 2) OBP: 1.000, SLG: 1.000	55 1B 1-2 HBP		P3		F8			78 2B 1B		2 1	0 0	0 1	0 0	0 0	0 0	3 0
55 Hideki Matsui, L (1, 10) OBP: 0.667, SLG: 0.500 78 Eric Duncan, L (8, PH) OBP: 0.500, SLG: 0.750 (9, 10)	1-2 2-3 1B		G4-6-3 1-2f			12 G5-4-3 BB		1-3 2B		2 1	0 0	1 1	0 0	0 0	1 0	0 0
20 Jorge Posada, S (1, 2) OBP: 0.250, SLG: 0.667 12 Andy Phillips, R (6, 3) OBP: 0.400, SLG: 0.667	K			64 1B 27 1B 2B		G5-4-3 1-2f		BB		2 1	1 0	1 0	0 0	0 1	1 0	3 1
64 Kevin Reese, L (1, 8) OBP: 0.375, SLG: 0.286		G3-1		27 1B 2-3 1B		G4-3		G1		4	0	1	0	0	0	3
92 Marcos Vechionacci, S (1, 5)		G5-3		P4			G5-4-3 BB		28 E BB	2	0	0	0	2	0	2
27 Kevin Thompson, R (1, 7) OBP: 0.667, SLG: 0.625 28 Melky Cabrera, S (9, 7) OBP: 0.500, SLG: 0.625		G5-3		G6-4-3 1-2 3-H 1B			K		E5 1-2	3 1	0 0	1 0	1 0	0 0	1 0	1 1
Inning Stats	R: 0 E: 0 K: 1 S: 7 H: 2 LOB: 3 BB: 0 P: 8	R: 0 E: 0 K: 0 S: 3 H: 0 LOB: 0 BB: 0 P: 3	R: 0 E: 0 K: 0 S: 4 H: 2 LOB: 2 BB: 1 P: 8	R: 1 E: 0 K: 0 S: 5 H: 3 LOB: 1 BB: 0 P: 5	R: 0 E: 0 K: 0 S: 3 H: 0 LOB: 0 BB: 0 P: 3	R: 0 E: 0 K: 0 S: 2 H: 0 LOB: 0 BB: 1 P: 6	R: 0 E: 0 K: 1 S: 4 H: 0 LOB: 0 BB: 1 P: 8	R: 0 E: 0 K: 1 S: 7 H: 2 LOB: 3 BB: 1 P: 11	R: 0 E: 1 K: 0 S: 4 H: 0 LOB: 2 BB: 1 P: 8	1B: 7 2B: 2 3B: 0 HR: 0 SF: 0 SAC: 1 DP: 4 HBP: 1	WP: 0 PB: 0 SB: 0 CS: 0 PA: 39					

PITCHER	IP	WLS	BF	H	R	ER	SO	BB	IBB	HBP	BLK	WP	HR	S	P	ERA	WHIP
39 Aaron Harang, R (1, 1) ERA:	2.0	W	9	2	0	0	1	0	0	1	0	0	0	10	11	0.00	1.000
Dave Williams, L (3, 1) ERA: 4.5	2.0		10	5	1	1	0	1	0	0	0	0	0	9	13	4.50	3.000
Mike Burns, R (5, 1) ERA:	2.0		6	0	0	0	0	1	0	0	0	0	0	5	9	0.00	0.500
Allan Simpson, R (7, 1) ERA:	1.0	H	3	0	0	0	1	1	0	0	0	0	0	4	8	0.00	1.000
75 Jake Robbins, R (8, 1) ERA:	1.0	H	6	2	0	0	1	1	0	0	0	0	0	7	11	0.00	3.000

PITCHER	IP	WLS	BF	H	R	ER	SO	BB	IBB	HBP	BLK	WP	HR	S	P	ERA	WHIP
Ryan Wagner, R (9, 1) ERA: 13.5	1.0	S	5	0	0	0	0	1	0	0	0	0	0	4	8	0.00	1.000

TOP

Cincinnati Reds @ New York Yankees

Legends Field, Tampa, FL

Sat Mar 04 2006, 1:15 PM EST

Att. 10,209 - Sunny - 74 F

livebaseballscorecards.com

AB	35
R	4
H	10
RBI	4
BB	3
SO	7
LOB	16

BOTTOM

Cincinnati Reds @ New York Yankees

Legends Field, Tampa, FL

Sat Mar 04 2006, 1:15 PM EST

Att. 10,209 - Sunny - 74 F

livebaseballscorecards.com

AB	33
R	1
H	9
RBI	1
BB	5
SO	3
LOB	27

Tampa Bay Devil Rays @ Cincinnati Reds

Ed Smith Stadium, Sarasota, FL

Sun Mar 05 2006, 1:05 PM EST

Att. 4,062 - Sunny - 73 F

livebaseballscorecards.com

TOP

Batter	1	2	3	4	5	6	7	8	9	AB	R	H	RBI	BB	SO	LOB
Julio Lugo, R (1, 6) 17 Kevin Cash, R (6, 2) OBP: 0.667, SLG: 0.500	G4-3	F8			BB	F8		1B		3 1	0 0	0 1	0 1	1 0	0 0	4 0
Joey Gathright, L (1, 9) OBP: 0.385, SLG: 0.273 1 Fernando Cortez, L (6, 4) OBP: 0.500, SLG: 0.250	G5-3		G1-3		FC1-6 L5-3	S 1B			2 FC4 1B	4 1	0 0	1 1	0 0	0 0	0 0	1 0
Damon Hollins, R (1, 10) OBP: 0.333, SLG: 0.300 14 Greg Norton, S (9, PH) OBP: 0.500, SLG: 0.667 (9, 10)	F7		31 1B 1B		L5-3	P3			F8	4 1	0 0	1 0	0 0	0 0	0 0	3 1
31 Jonny Gomes, R (1, 7) OBP: 0.750, SLG: 1.125 2 B.J. Upton, R (6, 6) OBP: 0.250, SLG: 0.250		HR	SAFE CS 1B			1B 2B 1B	L6-3 1B		FC4	3 2	2 0	3 1	1 0	0 0	0 0	0 1
Travis Lee, L (1, 3) OBP: 0.250, SLG: 0.250 Delmon Young, R (6, 8)		G3	SAFE CS	F8		2B HR 1B	L6-3		G4-3	3 2	1 0	1 0	0 0	0 0	0 0	0 2
Toby Hall, R (1, 2) OBP: 0.400, SLG: 0.600 Russell Branyan, L (6, 5) OBP: 0.286, SLG: 0.571		G5-3		24 WP 1B		HR 2B	G4-3			3 1	1 0	2 0	1 0	0 0	0 0	0 0
Nick Green, R (1, 4) OBP: 0.333, SLG: 0.778 (6, 7)		67 BB 24 BB 1B		K		HR		F7		4	1	2	3	0	1	1
24 Sean Burroughs, L (1, 5) Ty Wigginton, R (6, 3) OBP: 0.400, SLG: 0.500		67 BB BB		K		L8		P4		2 1	0 0	0 0	0 0	1 0	1 0	1 0
67 Elijah Dukes, R (1, 8) OBP: 0.833, SLG: 2.000 39 Darnell McDonald, R (6, 9) OBP: 0.600, SLG: 0.667					HR	S 1B BB		17 1B 2B		1 1	1 1	1 1	1 0	2 0	0 0	0 0
Inning Stats	R: 0 E: 0 K: 0 S: 3 H: 0 LOB: 0 BB: 0 P: 3	R: 1 E: 0 K: 0 S: 5 H: 2 LOB: 3 BB: 2 P: 13	R: 0 E: 0 K: 0 S: 4 H: 2 LOB: 0 BB: 0 P: 6	R: 0 E: 0 K: 2 S: 8 H: 1 LOB: 1 BB: 0 P: 9	R: 1 E: 0 K: 0 S: 3 H: 1 LOB: 0 BB: 1 P: 7	R: 4 E: 0 K: 0 S: 8 H: 5 LOB: 2 BB: 1 P: 13	R: 0 E: 0 K: 0 S: 3 H: 1 LOB: 0 BB: 0 P: 3	R: 1 E: 0 K: 0 S: 5 H: 2 LOB: 1 BB: 0 P: 5	R: 0 E: 0 K: 0 S: 4 H: 1 LOB: 1 BB: 0 P: 4	1B: 10 2B: 4 3B: 0 HR: 3 SF: 0 SAC: 0 DP: 2 HBP: 0						

PITCHER		IP	WLS	BF	H	R	ER	SO	BB	IBB	HBP	BLK	WP	HR	S	P	ERA	WHIP
Phil Dumatrait, L ERA: 4.5	(1, 1)	2.0	L	10	2	1	1	0	2	0	0	0	0	1	8	16	4.50	2.000
Jimmy Journell, R ERA:	(3, 1)	1.0		3	2	0	0	0	0	0	0	0	0	0	4	6	0.00	2.000
60 Ben Kozlowski, L ERA: 11.25	(4, 1)	2.0		8	2	1	1	2	1	0	0	0	1	1	11	16	4.50	1.500
Bubba Nelson, R ERA: 21.6	(6, 1)	0.2		8	5	4	4	0	1	0	0	0	0	1	7	11	54.00	9.000
Chris Michalak, L ERA:	(6, 1)	0.1		1	0	0	0	0	0	0	0	0	0	0	1	2	0.00	0.000

PITCHER		IP	WLS	BF	H	R	ER	SO	BB	IBB	HBP	BLK	WP	HR	S	P	ERA	WHIP
Chris Hammond, L ERA:	(7, 1)	1.0		3	1	0	0	0	0	0	0	0	0	0	3	3	0.00	1.000
Jason Standridge, R ERA: 4.5	(8, 1)	1.0		4	2	1	1	0	0	0	0	0	0	0	5	5	9.00	2.000
56 Todd Coffey, R ERA:	(9, 1)	1.0		4	1	0	0	0	0	0	0	0	0	0	4	4	0.00	1.000

AB 37
R 7
H 15
RBI 7
BB 4
SO 2
LOB 14

WP: 1 PA: 42
PB: 0
SB: 2
CS: 1

BOTTOM

Batter	1	2	3	4	5	6	7	8	9	AB	R	H	RBI	BB	SO	LOB
6 Ryan Freel, R (1, 8) OBP: 0.091, SLG: 0.091 27 Chris Denorfia, R (6, 8) OBP: 0.273, SLG: 0.222	K		L9		P3			L5 2-3 3-H	SF8	3 1	0 0	0 0	0 1	0 0	1 0	4 0
Tony Womack, L (1, 4) OBP: 0.375, SLG: 0.375 54 Andy Abad, L (7, 3) OBP: 0.500, SLG: 0.500	G3-1			B5-3		L6		70 G6-3 1B	P2 1-2 3-H	3 2	0 0	0 1	0 0	0 0	0 0	0 1
Felipe Lopez, S (1, 6) OBP: 0.111, SLG: 0.111 70 Earl Snyder, R (7, 5) OBP: 0.286, SLG: 0.167	G6-3			F8		F8		G6-3 1-2	G2-3	3 2	0 0	0 0	0 0	0 0	0 0	0 3
Adam Dunn, L (1, 7) OBP: 0.250, SLG: 0.750 9 Jacob Cruz, L (5, 7) OBP: 0.636, SLG: 0.714		K		K		12 1B 2B		G4-3		2 2	0 1	0 1	0 0	0 0	2 0	0 1
12 Edwin Encarnación, R (1, 5) OBP: 0.571, SLG: 1.417 68 Anderson Machado, S (6, PR) (7, 5) (7, 6) Karl Rhodes, L (9, PH) OBP: 0.375, SLG: 0.625		P4			F8	2-H 1B			67 1B 1B 2B	3 0 1	0 0 1	1 0 1	1 0 0	0 0 0	0 0 0	0 0 0
Scott Hatteberg, L (1, 3) OBP: 0.222, SLG: 0.556 67 Aaron Herr, R (7, 4) OBP: 0.333, SLG: 0.333		K			G6-3	G4-3			1B 2-3 1B	3 1	0 1	0 1	0 0	0 0	1 0	1 0
Austin Kearns, R (1, 9) OBP: 0.333, SLG: 0.286 Quinton McCracken, S (8, 9) OBP: 0.600, SLG: 0.556			G6-4-3 BB		HBP S BB		G4-3		29 BB 1B 27 SF8 1-2 3-H 1B	1 1	0 1	0 1	0 1	2 0	0 0	0 0
Jason LaRue, R (1, 10) OBP: 0.333, SLG: 0.250 77 Aaron Holbert, R (9, PR) OBP: 0.667, SLG: 1.667			G6-4-3 1-2f		HBP 1-2 HBP		K		27 SF8 29 BB 54 WP 1-2 2-H 1B	3 0	0 1	1 0	1 0	0 0	1 0	1 0
Dane Sardinha, R (1, 2) OBP: 0.667, SLG: 0.400 29 Miguel Perez, R (8, 2) OBP: 0.286, SLG: 0.200			HBP		1-2 2-3 HBP		K		54 WP 1-2 2-3 BB	1 0	0 0	0 0	0 0	0 1	1 0	0 0
Inning Stats	R: 0 E: 0 K: 1 S: 5 H: 0 LOB: 0 BB: 0 P: 5	R: 0 E: 0 K: 2 S: 7 H: 0 LOB: 0 BB: 0 P: 7	R: 0 E: 0 K: 0 S: 2 H: 0 LOB: 1 BB: 1 P: 8	R: 0 E: 0 K: 1 S: 5 H: 0 LOB: 0 BB: 0 P: 5	R: 0 E: 0 K: 0 S: 3 H: 0 LOB: 3 BB: 1 P: 13	R: 1 E: 0 K: 0 S: 5 H: 2 LOB: 2 BB: 0 P: 5	R: 0 E: 0 K: 2 S: 7 H: 0 LOB: 0 BB: 0 P: 7	R: 0 E: 0 K: 0 S: 4 H: 1 LOB: 1 BB: 0 P: 4	R: 4 E: 0 K: 0 S: 7 H: 4 LOB: 2 BB: 1 P: 12	1B: 5 2B: 4 3B: 0 HR: 0 SF: 1 SAC: 0 DP: 1 HBP: 3						

PITCHER		IP	WLS	BF	H	R	ER	SO	BB	IBB	HBP	BLK	WP	HR	S	P	ERA	WHIP
36 Edwin Jackson, R ERA:	(1, 1)	2.0	W	6	0	0	0	3	0	0	0	0	0	0	12	12	0.00	0.000
Brian Stokes, R ERA:	(3, 1)	2.0		7	0	0	0	1	1	0	1	0	0	0	7	13	0.00	0.500
Carlos Hines, R ERA:	(5, 1)	1.0		6	0	0	0	0	1	0	2	0	0	0	3	13	0.00	1.000
52 Wayne Franklin, L ERA: 3.0	(6, 1)	2.0		8	2	1	1	2	0	0	0	0	0	0	12	12	4.50	1.000
56 Tim Corcoran, R ERA: 81.0	(8, 1)	1.0		8	5	4	4	0	0	0	0	0	0	0	8	8	36.00	5.000

PITCHER		IP	WLS	BF	H	R	ER	SO	BB	IBB	HBP	BLK	WP	HR	S	P	ERA	WHIP
Jason Childers, R ERA:	(9, 1)	1.0	S	4	0	0	0	0	1	0	0	0	1	0	3	8	0.00	1.000

AB 32
R 5
H 7
RBI 4
BB 3
SO 6
LOB 11

WP: 1 PA: 39
PB: 0
SB: 1
CS: 0

TOP

Batter	1	2	3	4	5	6	7	8	9	AB	R	H	RBI	BB	SO	LOB
8 Shane Victorino, S (1, 8) OBP: 0.333, SLG: 0.421	G4-6-3 1B		1B		K			F8		3	0	2	0	0	1	0
9 Michael Bourn, L (5, 8)										1	0	0	0	0	0	0
Chris Roberson, S (1, 7) OBP: 0.294, SLG: 0.647	G4-6-3 1-2f		P6		K			1B		4	0	1	0	0	1	2
Abraham Nunez, S (1, 5) OBP: 0.231, SLG: 0.417	6 E BB			G4-3		F9		K		3	0	0	0	1	1	1
68 Bobby Scales, S (8, 5)										0	0	0	0	0	0	0
6 Ryan Howard, L (1, 3) OBP: 0.538, SLG: 1.077	SAFE 1-3			64 G3-1 1B		G5-3			HBP BB	3	1	1	0	0	1	1
12 Josh Kroeger, L (6, 9) OBP: 0.500, SLG: 0.333				1B						0	0	0	0	1	0	0
64 Shawn Garrett, S (1, 9) OBP: 0.417, SLG: 0.727		G5-3		G3-1 1-2		G5-3			K	4	0	0	0	0	1	2
Alex Gonzalez, R (1, 6) OBP: 0.222, SLG: 0.125		K		WP 2-H 1B			K		G4-3	4	0	1	1	0	2	1
Joe Thurston, L (1, 4) OBP: 0.286, SLG: 0.500		G4-3		K 1-2			G6-3		1-2 HBP	3	0	0	0	0	1	1
Sal Fasano, R (1, 2) OBP: 0.375, SLG: 0.875			F7		HR				G4-3	3	1	1	1	0	0	0
Aaron Fultz, L (7, 1)							F7			0	0	0	0	0	0	0
Danny Sandoval, S (9, PH) OBP: 0.143, SLG: 0.143										1	0	0	0	0	0	2
Ryan Franklin, R (1, 1)										0	0	0	0	0	0	0
73 John Vanden Berg, R (3, PH) OBP: 0.167, SLG: 0.167										1	0	0	0	0	0	0
Gavin Floyd, R (3, 1)			P5		G5-3			K		1	0	0	0	0	0	0
48 Brian Sanches, R (5, 1)										0	0	0	0	0	0	0
27 Chris Coste, R (7, 2) OBP: 0.429, SLG: 0.857										1	0	0	0	0	1	0
Inning Stats	R: 0 E: 1 K: 1 S: 5	R: 0 E: 0 K: 1 S: 5	R: 0 E: 0 K: 0 S: 4	R: 1 E: 0 K: 1 S: 7	R: 1 E: 0 K: 2 S: 8	R: 0 E: 0 K: 0 S: 3	R: 0 E: 0 K: 1 S: 5	R: 0 E: 0 K: 2 S: 8	R: 0 E: 0 K: 1 S: 5	1B: 5 2B: 0 3B: 0 HR: 1	SF: 0 SAC: 0 DP: 1 HBP: 1					
	H: 1 LOB: 1 BB: 1 P: 9	H: 0 LOB: 0 BB: 0 P: 5	H: 1 LOB: 1 BB: 0 P: 4	H: 2 LOB: 1 BB: 0 P: 7	H: 1 LOB: 0 BB: 0 P: 8	H: 0 LOB: 0 BB: 0 P: 3	H: 0 LOB: 0 BB: 0 P: 5	H: 1 LOB: 1 BB: 0 P: 8	H: 0 LOB: 2 BB: 1 P: 10							

PITCHER		IP	WLS	BF	H	R	ER	SO	BB	IBB	HBP	BLK	WP	HR	S	P	ERA	WHIP
Brandon Claussen, L ERA:	(1, 1)	3.0	W	11	2	0	0	2	1	0	0	0	0	0	14	18	0.00	1.000
31 Matt Belisle, R ERA: 9.0	(4, 1)	1.0		5	2	1	1	1	0	0	0	0	1	0	7	7	9.00	2.000
25 David Weathers, R ERA: 18.0	(5, 1)	1.0		4	1	1	1	2	0	0	0	0	0	1	8	8	9.00	1.000
37 Brian Shackelford, L ERA: 4.5	(6, 1)	1.0	H	3	0	0	0	0	0	0	0	0	0	0	3	3	0.00	0.000
Rick White, R ERA: 9.0	(7, 1)	1.0	H	3	0	0	0	1	0	0	0	0	0	0	5	5	0.00	0.000

PITCHER		IP	WLS	BF	H	R	ER	SO	BB	IBB	HBP	BLK	WP	HR	S	P	ERA	WHIP
Luke Hudson, R ERA: 3.0	(8, 1)	1.0	H	4	1	0	0	2	0	0	0	0	0	0	8	8	0.00	1.000
Allan Simpson, R ERA:	(9, 1)	1.0	S	5	0	0	0	1	1	0	1	0	0	0	5	10	0.00	1.000

Philadelphia Phillies @ Cincinnati Reds
Ed Smith Stadium, Sarasota, FL
Mon Mar 06 2006, 1:05 PM EST
Att. 4,538 - Sunny - 70 F

livebaseballscorecards.com

AB	32
R	2
H	6
RBI	2
BB	2
SO	9
LOB	10

BOTTOM

Batter	1	2	3	4	5	6	7	8	9	AB	R	H	RBI	BB	SO	LOB
Tony Womack, L (1, 4) OBP: 0.364, SLG: 0.364	F8	CS 2-3 1B		L9			G1-3			3	0	1	0	0	0	2
25 David Weathers, R (5, 1)										0	0	0	0	0	0	0
Joey Votto, L (6, 3) OBP: 0.500, SLG: 0.500										1	0	0	0	0	0	0
Felipe Lopez, S (1, 6) OBP: 0.083, SLG: 0.083	G4-3	CS 1-2	F7		G4-3			70 HR 1B		3	0	0	0	0	0	0
27 Brian Buchanan, R (6, 9) OBP: 0.750, SLG: 1.000										1	1	1	0	0	0	0
Austin Kearns, R (1, 9) OBP: 0.333, SLG: 0.300	1B		G5-3		K			B2		3	0	1	0	0	1	0
Ray Olmedo, S (6, 6) OBP: 0.286, SLG: 0.286										1	0	0	0	0	0	1
Adam Dunn, L (1, 3) OBP: 0.182, SLG: 0.545	G4-3		G4-3		K			1-H HR		3	0	0	0	0	1	1
37 Brian Shackelford, L (6, 1)										0	0	0	0	0	0	0
70 Earl Snyder, R (7, 5) OBP: 0.375, SLG: 0.714										1	1	1	2	0	0	0
Rich Aurilia, R (1, 5) OBP: 0.333, SLG: 0.375		F9		F8		P4			BB	3	0	0	0	0	0	0
Dane Sardinha, R (7, 2) OBP: 0.700, SLG: 0.400										0	0	0	0	1	0	0
Jason LaRue, R (1, 2) OBP: 0.417, SLG: 0.222		G6-3 27 1B 2B HBP		1B 27 BB FC4-6 BB		K		F8		1	2	0	0	1	1	0
Rick White, R (7, 1)										0	0	0	0	0	0	0
54 Andy Abad, L (8, 7) OBP: 0.444, SLG: 0.444										1	0	0	0	0	0	1
27 Chris Denorfia, R (1, 8) OBP: 0.333, SLG: 0.250		G6-3 1-2 2B 1B		FC4-6 1B 1-2 BB		K		F7		3	1	1	0	1	1	1
Quinton McCracken, S (1, 7) OBP: 0.615, SLG: 0.583		G6-3 1-2 2-3		FC4-6 1-2 2-3 1B			77 G6-3 1B			3	0	2	0	0	0	2
Luke Hudson, R (8, 1)										0	0	0	0	0	0	0
Allan Simpson, R (9, 1)										0	0	0	0	0	0	0
Brandon Claussen, R (1, 1) OBP: 1.000, SLG: 2.000										1	0	1	2	0	0	0
31 Matt Belisle, R (4, 1)										0	0	0	0	0	0	0
Scott Hatteberg, L (4, PH) OBP: 0.200, SLG: 0.500										1	0	0	1	0	0	2
77 Aaron Holbert, R (5, 4) OBP: 0.500, SLG: 1.250		1B 2-H 3-H 2B		FC4-6 1-2f 2-3 3-H			G6-3 1-2f			1	0	0	0	0	0	1
Inning Stats	R: 0 E: 0 K: 0 S: 4	R: 2 E: 0 K: 0 S: 6	R: 0 E: 0 K: 0 S: 3	R: 1 E: 0 K: 1 S: 4	R: 0 E: 0 K: 2 S: 7	R: 0 E: 0 K: 2 S: 7	R: 0 E: 0 K: 0 S: 3	R: 2 E: 0 K: 0 S: 5		1B: 6 2B: 1 3B: 0 HR: 1	SF: 0 SAC: 0 DP: 1 HBP: 1					
	H: 1 LOB: 1 BB: 0 P: 4	H: 3 LOB: 1 BB: 0 P: 7	H: 0 LOB: 0 BB: 0 P: 3	H: 1 LOB: 2 BB: 2 P: 12	H: 0 LOB: 0 BB: 0 P: 7	H: 0 LOB: 0 BB: 0 P: 7	H: 1 LOB: 0 BB: 0 P: 3	H: 2 LOB: 1 BB: 1 P: 9								

PITCHER		IP	WLS	BF	H	R	ER	SO	BB	IBB	HBP	BLK	WP	HR	S	P	ERA	WHIP
Ryan Franklin, R ERA: 9.0	(1, 1)	2.0	L	10	4	2	2	0	0	0	1	0	0	0	10	11	9.00	2.000
Gavin Floyd, R ERA: 3.86	(3, 1)	2.2		11	1	1	1	1	2	0	0	0	0	0	11	19	3.38	1.125
48 Brian Sanches, R ERA:	(5, 1)	1.1		4	0	0	0	3	0	0	0	0	0	0	10	10	0.00	0.000
Aaron Fultz, L ERA: 11.25	(7, 1)	2.0		9	3	2	2	0	1	0	0	0	0	1	8	12	9.00	2.000

PITCHER		IP	WLS	BF	H	R	ER	SO	BB	IBB	HBP	BLK	WP	HR	S	P	ERA	WHIP

livebaseballscorecards.com

TOP

Batter	1	2	3	4	5	6	7	8	9	AB	R	H	RBI	BB	SO	LOB
6 Ryan Freel, R (1, 4) OBP: 0.071, SLG: 0.071 70 Earl Snyder, R (7, PH) OBP: 0.400, SLG: 0.667 (7, 5)	F8			G4-3		G1-3	1B		L5-4 2-2	3 2	0 0	0 1	0 0	0 0	0 0	0 3
Felipe Lopez, S (1, 6) OBP: 0.200, SLG: 0.267 71 Derek Wathan, S (6, PR) (6, 5) (7, 4)	CS 1B			12 G4-3 2B		K 1B 12 2B	F8		P5	3 2	0 1	2 0	0 0	0 0	1 0	0 3
Scott Hatteberg, L (1, 3) OBP: 0.308, SLG: 0.500 Joey Votto, L (6, PR) OBP: 0.429, SLG: 0.400 (6, 3)	B 1 SAFE X G1-3 1-2			12 G4-3 HBP		12 2B 1-2 1B		K		2 1	0 1	1 0	0 0	0 0	0 1	1 0
12 Edwin Encarnación, R (1, 5) OBP: 0.529, SLG: 1.267 Ray Olmedo, S (6, PR) OBP: 0.250, SLG: 0.250 (6, 6)		G5-3		G4-3 1-2 2-3		2B 1-H 2-H		G5-3		3 1	0 0	1 0	2 0	0 0	0 0	2 0
9 Jacob Cruz, L (1, 10) OBP: 0.571, SLG: 0.556 Karl Rhodes, L (8, PH) OBP: 0.333, SLG: 0.556 (8, 10)		F7		L6		BB		K		2 1	0 0	0 0	0 0	1 1	0 0	2 0
Austin Kearns, R (1, 9) OBP: 0.267, SLG: 0.231 27 Brian Buchanan, R (6, 9) OBP: 0.800, SLG: 1.000	K		K		K	K			27 BB 54 BB 80 1B 1B	3 1	0 1	0 1	0 0	0 0	3 0	2 0
54 Andy Abad, L (1, 7) OBP: 0.385, SLG: 0.333			G4-3	G1	G4-3				80 1B 27 BB 1-2 BB	3	0	0	0	1	0	2
Quinton McCracken, S (1, 8) OBP: 0.600, SLG: 0.538 27 Chris Denorfia, R (5, 8) OBP: 0.353, SLG: 0.231			G4-3	BB			G1-3		70 L5-4 80 1B 1-2 2-3 BB	1 1	0 0	0 0	0 0	1 1	0 0	0 0
Dane Sardinha, R (1, 2) OBP: 0.538, SLG: 0.250 80 Steve Torrealba, R (8, 2) OBP: 1.000, SLG: 1.000			G6-3		K		K		1-2 2-3 3-H 1B	3 1	0 0	0 1	0 1	0 0	2 0	1 0
Inning Stats	R: 0 E: 0 K: 0 S: 3 H: 1 LOB: 0 BB: 0 P: 4	R: 0 E: 0 K: 1 S: 5 H: 0 LOB: 0 BB: 0 P: 5	R: 0 E: 0 K: 0 S: 3 H: 0 LOB: 0 BB: 0 P: 3	R: 0 E: 0 K: 0 S: 4 H: 1 LOB: 2 BB: 0 P: 6	R: 0 E: 0 K: 2 S: 7 H: 0 LOB: 1 BB: 1 P: 11	R: 2 E: 0 K: 2 S: 10 H: 2 LOB: 2 BB: 1 P: 14	R: 0 E: 0 K: 1 S: 6 H: 1 LOB: 1 BB: 0 P: 6	R: 0 E: 0 K: 2 S: 7 H: 0 LOB: 0 BB: 0 P: 7	R: 1 E: 0 K: 0 S: 4 H: 2 LOB: 2 BB: 2 P: 12	1B: 5 2B: 3 3B: 0 HR: 0 SF: 0 SAC: 0 DP: 1 HBP: 1						

PITCHER		IP	WLS	BF	H	R	ER	SO	BB	IBB	HBP	BLK	WP	HR	S	P	ERA	WHIP
32 Roy Halladay, R ERA:	(1, 1)	3.0	W	9	1	0	0	1	0	0	0	0	0	0	11	12	0.00	0.333
Scott Schoeneweis, L ERA:	(4, 1)	1.0		5	1	0	0	0	0	0	1	0	0	0	4	6	0.00	1.000
Pete Walker, R ERA:	(5, 1)	1.0		4	0	0	0	2	1	0	0	0	0	0	7	11	0.00	1.000
37 Scott Downs, L ERA: 6.0	(6, 1)	1.0		7	2	2	2	2	1	0	0	0	1	0	10	14	18.00	3.000
Vinnie Chulk, R ERA:	(7, 1)	1.0	H	4	1	0	0	1	0	0	0	0	0	0	6	6	0.00	1.000

PITCHER		IP	WLS	BF	H	R	ER	SO	BB	IBB	HBP	BLK	WP	HR	S	P	ERA	WHIP
67 Matt Blank, L ERA: 18.0	(8, 1)	1.0	H	3	0	0	0	2	0	0	0	0	0	0	7	7	0.00	0.000
Ismael Ramirez, R ERA: 13.5	(9, 1)	1.0		6	2	1	1	0	2	0	0	0	0	0	4	12	9.00	4.000

Cincinnati Reds @ Toronto Blue Jays

Knology Park, Dunedin, FL

Tue Mar 07 2006, 1:05 PM EST

Att. 2,609 - Sunny - 77 F

livebaseballscorecards.com

AB	33
R	3
H	7
RBI	3
BB	4
SO	8
LOB	16

BOTTOM

Batter	1	2	3	4	5	6	7	8	9	AB	R	H	RBI	BB	SO	LOB
68 Wayne Lydon, S (1, 8) OBP: 0.600, SLG: 0.800 Miguel Negron, L (8, 8) OBP: 0.333, SLG: 0.364	9 1B HR 2B	G6-3		9 G3 1B		G4-3 2-3				4 0	1 0	2 0	0 0	0 0	0 0	1 0
9 Gregg Zaun, S (1, 2) OBP: 0.600, SLG: 0.750 Guillermo Quiroz, R (5, 2) OBP: 0.143, SLG: 0.286	HR 2-3 1B	BB		G3 1-2	K					2 1	1 0	1 0	0 0	1 0	0 1	1 1
Shea Hillenbrand, R (1, 3) OBP: 0.400, SLG: 0.900 43 Kevin Barker, L (4, PH) OBP: 0.375, SLG: 0.733 (5, 3)	HR 1-H 3-H	G6-3		F7			G1-6-3			2 2	1 0	1 0	3 0	0 0	0 0	1 1
25 Troy Glaus, R (1, 5) OBP: 0.444, SLG: 0.750 23 John Hattig, S (5, 5) OBP: 0.100, SLG: 0.200	G5-3		F8 59 2B 1B		K		K			2 2	1 0	1 0	0 0	0 0	0 2	0 0
Eric Hinske, L (1, 9) OBP: 0.545, SLG: 1.000 21 Chad Mottola, R (6, 9) OBP: 0.300, SLG: 0.222	2B BB		F7		G3-1		P5			2 1	1 0	0 0	0 0	1 0	0 0	1 0
John-Ford Griffin, L (1, 7) OBP: 0.750, SLG: 1.500 Rob Cosby, R (8, 7) OBP: 0.286, SLG: 0.231	1-H 2B		1-2 59 2B 1B		BB			F7		2 1	0 0	2 0	1 0	1 0	0 0	0 0
Sergio Santos, R (1, 6) OBP: 0.125, SLG: 0.250 46 Luis Figueroa, S (8, 6) OBP: 0.333, SLG: 0.444	P1		F8 2-3		G4-3			G3-1		3 1	0 0	0 0	0 0	0 0	0 0	4 0
59 Curtis Thigpen, R (1, 10) OBP: 0.333, SLG: 0.500 49 Erik Kratz, R (8, PH) OBP: 1.000, SLG: 4.000 (9, 10)	K		1-H 3-H 2B			68 G4-3 2B		HR		3 1	0 1	2 1	1 1	0 0	1 0	1 0
4 Ryan Roberts, R (1, 4) OBP: 0.231, SLG: 0.091		F8			K	P4		F8		4	0	0	0	0	1	1
Inning Stats	R: 4 E: 0 K: 1 S: 9 H: 4 LOB: 1 BB: 1 P: 16	R: 0 E: 0 K: 0 S: 3 H: 0 LOB: 1 BB: 1 P: 7	R: 1 E: 0 K: 0 S: 5 H: 3 LOB: 2 BB: 0 P: 5	R: 0 E: 0 K: 1 S: 6 H: 1 LOB: 1 BB: 0 P: 6	R: 0 E: 0 K: 1 S: 5 H: 0 LOB: 1 BB: 1 P: 9	R: 0 E: 0 K: 1 S: 6 H: 1 LOB: 1 BB: 0 P: 6	R: 0 E: 0 K: 1 S: 5 H: 0 LOB: 0 BB: 0 P: 5	R: 1 E: 0 K: 0 S: 4 H: 1 LOB: 0 BB: 0 P: 4		1B: 4 2B: 4 3B: 0 HR: 2 SF: 0 SAC: 0 DP: 0 HBP: 0						

PITCHER		IP	WLS	BF	H	R	ER	SO	BB	IBB	HBP	BLK	WP	HR	S	P	ERA	WHIP
22 Eric Milton, L ERA: 54.0	(1, 1)	0.2	L	7	4	4	4	0	1	0	0	0	0	1	6	10	54.00	7.500
Chris Michalak, L ERA:	(1, 1)	0.1		1	0	0	0	1	0	0	0	0	0	0	3	6	0.00	0.000
Justin Germano, R ERA: 5.4	(2, 1)	3.0		13	4	1	1	1	1	0	0	0	0	0	14	18	3.00	1.667
56 Todd Coffey, R ERA:	(5, 1)	1.0		4	0	0	0	1	1	0	0	0	0	0	5	9	0.00	1.000
54 Elizardo Ramirez, R ERA: 2.25	(6, 1)	2.0		7	1	0	0	2	0	0	0	0	0	0	11	11	0.00	0.500

PITCHER		IP	WLS	BF	H	R	ER	SO	BB	IBB	HBP	BLK	WP	HR	S	P	ERA	WHIP
Mike Burns, R ERA: 2.25	(8, 1)	1.0		4	1	1	1	0	0	0	0	0	0	1	4	4	9.00	1.000

livebaseballscorecards.com

AB	33
R	6
H	10
RBI	6
BB	3
SO	5
LOB	12

Cincinnati Reds @ Minnesota Twins

Hammond Stadium, Fort Myers, FL

Wed Mar 08 2006, 1:05 PM EST
Att. 7,084 - Sunny - 72 F

livebaseballscorecards.com

TOP

Batter	1	2	3	4	5	6	7	8	9	AB	R	H	RBI	BB	SO	LOB
15 Dewayne Wise, L (1, 9) OBP: 0.750, SLG: 1.375	0-0 1B 2B	0-0 1-2 1B			0-0 HR	0-0 G1-3 ③			0-0 G4-3 ② 2-3	3	1	3	1	0	0	0
27 Brian Buchanan, R (5, 9) OBP: 0.571, SLG: 0.714										2	0	0	0	0	0	4
Rich Aurilia, R (1, 4) OBP: 0.231, SLG: 0.250	0-0 P4 ①	SSC 0-3 K ③			0-0 F8 ①		0-0 G6-3 ①		0-0 3-H 1B	4	0	0	0	0	1	3
67 Aaron Herr, R (7, 4) OBP: 0.500, SLG: 0.500										1	0	1	1	0	0	0
Scott Hatteberg, L (1, 3) OBP: 0.353, SLG: 0.500	0-0 2-3 BB 1B		0-0 F9 ①		0-0 CS 1B		0-0 P5 ②		0-0 F8 ③	4	0	2	0	0	0	0
Joey Votto, L (7, 3) OBP: 0.375, SLG: 0.333										1	0	0	0	0	0	2
12 Edwin Encarnación, R (1, 5) OBP: 0.500, SLG: 1.278	0-0 P3 ②		0-0 HR		0-0 F8 ②		0-0 P4 ③			3	1	1	1	0	0	3
70 Earl Snyder, R (6, 5) OBP: 0.364, SLG: 0.600										1	0	0	0	0	0	0
Karl Rhodes, L (1, 10) OBP: 0.385, SLG: 0.500	BBBB 4-0 1-2 BB		0-0 F9 ②		S 0-1 1-2 CS ③	0-0 BB 1B 1B		0-0 F7 ①		3	0	1	0	1	0	0
27 Chris Denorfia, R (1, 8) OBP: 0.286, SLG: 0.176	0-0 G4-3 ③		0-0 F9 ③			0-0 P3 ①		0-0 G6-3 ②		4	0	0	0	0	0	4
54 Andy Abad, L (1, 7) OBP: 0.353, SLG: 0.267		BBBB 4-0 15 1B BB		0-0 G4-3 ①		SSC 0-3 K ②		0-0 G4-3 ③		3	0	0	0	1	1	1
Ray Olmedo, S (1, 6) OBP: 0.250, SLG: 0.250		0-0 B2 ①		SSC 0-3 K ②		0-0 1-2 BB 1B			0-0 G4-3 ①	4	0	1	0	0	1	1
80 Steve Torrealba, R (9, 2) OBP: 1.000, SLG: 1.000										0	0	0	0	0	0	0
Dane Sardinha, R (1, 2) OBP: 0.529, SLG: 0.364		0-0 P2 ②		0-0 G4-3 ③		BBBB 4-0 1-2 2-3 BB			0-0 27 G4-3 67 1B 2B	3	0	1	0	1	0	1
77 Aaron Holbert, R (9, PR) OBP: 0.500, SLG: 1.250 (9, 6)										0	1	0	0	0	0	0

Inning Stats	1	2	3	4	5	6	7	8	9
R	0	0	1	0	1	0	0	0	1
E	0	0	0	0	0	0	0	0	0
K	0	1	0	1	0	1	0	0	0
S	5	6	4	5	5	7	3	3	5
H	2	1	1	0	2	2	0	0	2
LOB	3	2	0	0	0	3	0	0	2
BB	1	1	0	0	0	1	0	0	0
P	9	10	4	5	5	11	3	3	5

1B: 6, 2B: 2, 3B: 0, HR: 2, SF: 0, SAC: 0, DP: 0, HBP: 0
WP: 0, PB: 0, SB: 0, CS: 1, PA: 40

AB	36
R	3
H	10
RBI	3
BB	3
SO	3
LOB	19

PITCHER		IP	WLS	BF	H	R	ER	SO	BB	IBB	HBP	BLK	WP	HR	S	P	ERA	WHIP
30 Scott Baker, R (ERA: 1.59)	(1, 1)	3.0		15	4	1	1	1	2	0	0	0	0	1	15	23	3.00	2.000
54 Matt Guerrier, R (ERA: 5.4)	(4, 1)	2.0		7	2	1	1	1	0	0	0	0	0	1	10	10	4.50	1.000
Dave Gassner, L (ERA: 1.8)	(6, 1)	2.0		9	2	0	0	1	1	0	0	0	0	0	10	14	0.00	1.500
Adam Harben, R (ERA: 10.8)	(8, 1)	2.0	L	8	2	1	1	0	0	0	0	0	0	0	8	8	4.50	1.000

PITCHER	IP	WLS	BF	H	R	ER	SO	BB	IBB	HBP	BLK	WP	HR	S	P	ERA	WHIP

BOTTOM

Batter	1	2	3	4	5	6	7	8	9	AB	R	H	RBI	BB	SO	LOB
16 Jason Kubel, L (1, 7) OBP: 0.300, SLG: 0.250	0-0 P6 ①		0-0 G6-3 ①		0-0 24 1B G6-3 1B		BBBB 4-0 41 2B BB		H 1-0 1-2 2-3 61 G6-4-3 HBP	3	0	1	0	0	0	0
Jason Tyner, L (5, PR) OBP: 0.500, SLG: 0.400 (6, 7)										0	1	0	0	1	0	0
Luis Castillo, S (1, 4) OBP: 0.643, SLG: 0.375	BBBB 4-0 7 FC4-6 BB		BBBB 4-0 BB		0-0 1-2 G6-3 ①		SSS 0-3 K ②		0-0 1-2f G6-4-3 ② ③	1	0	0	0	2	0	1
61 Tommy Watkins, R (6, 4)										2	0	0	0	0	1	4
7 Joe Mauer, L (1, 2) OBP: 0.333, SLG: 0.500	0-0 1-2f FC4-6 24 FC5-4 ②		0-0 F7 ②		0-0 L7 ②		0-0 1-H 2B ③			3	0	0	0	0	0	4
41 Chris Heintz, R (6, 2) OBP: 0.400, SLG: 0.600										1	0	1	0	0	0	0
24 Rondell White, R (1, 10) OBP: 0.333, SLG: 0.286	0-0 1-2f FC5-4 ③		SSS 0-3 K ③		0-0 2-H 56 CS 1B			0-0 G6-3 ①		3	0	1	1	0	1	2
Jason Pridie, L (5, PR) (6, 10)										0	0	0	0	0	0	0
11 Josh Rabe, R (8, PH) OBP: 0.100, SLG: 0.200 (9, 10)										1	0	0	0	0	0	0
Torii Hunter, R (1, 8) OBP: 0.600, SLG: 1.111		BBBB 4-0 5 BB BB		0-0 G6-4-3 E 5 1B 1B	S 1 SAFE 0-1 1-2 CS ③	0-0 G6-3 ①		0-0 G3 ②		1	1	1	0	1	0	0
56 Andres Torres, S (5, 8) OBP: 0.200, SLG: 0.200										2	0	0	0	0	0	0
5 Michael Cuddyer, R (1, 9) OBP: 0.750, SLG: 0.750		BBBB 4-0 1-2 BB		0-0 1-2 G6-4-3 1B		BBBB 4-0 BB		0-0 F7 ③		1	0	1	0	2	0	0
Alex Romero, L (6, PR) OBP: 0.125, SLG: 0.125 (7, 9)										1	0	0	0	0	0	0
Tony Batista, R (1, 5) OBP: 0.083, SLG: 0.083		0-0 F6 ①		0-0 1-2f 2-3 G6-4-3 ① ②		0-0 F8 ②			0-0 F8 ①	3	0	0	0	0	0	5
51 Shawn Wooten, R (7, 5)										1	0	0	0	0	0	0
Jason Hart, R (1, 3)		0-0 F3 ②		0-0 3-H E5 8 FC6-4		0-0 P3 ③			0-0 HBP 53 1B 1B	3	0	0	0	0	0	3
Garrett Jones, L (7, 3) OBP: 0.455, SLG: 0.600										1	0	1	0	0	0	0
Denard Span, L (9, PR) OBP: 0.625, SLG: 0.400										0	0	0	0	0	0	0
8 Nick Punto, S (1, 6) OBP: 0.375, SLG: 0.286		SCC 0-3 K ③		0-0 1-2f FC6-4 ③			0-0 G5-3 ①		0-0 1-2 HBP 1B	3	0	0	0	0	1	3
53 Luis Maza, R (8, 6) OBP: 0.571, SLG: 0.833										1	0	1	0	0	0	0

Inning Stats	1	2	3	4	5	6	7	8	9
R	0	0	0	1	1	0	0	0	0
E	0	0	0	1	0	0	0	0	0
K	0	1	1	0	0	0	1	0	0
S	3	5	5	5	5	3	5	3	4
H	0	0	0	2	2	0	1	0	2
LOB	1	2	1	1	1	1	2	0	3
BB	1	2	1	0	0	1	1	0	0
P	7	13	9	5	5	7	9	3	5

1B: 6, 2B: 1, 3B: 0, HR: 0, SF: 0, SAC: 0, DP: 2, HBP: 1
WP: 0, PB: 0, SB: 0, CS: 1, PA: 39

AB	31
R	2
H	7
RBI	1
BB	6
SO	3
LOB	22

PITCHER		IP	WLS	BF	H	R	ER	SO	BB	IBB	HBP	BLK	WP	HR	S	P	ERA	WHIP
Dave Williams, L (ERA: 1.8)	(1, 1)	3.0		13	0	0	0	2	4	0	0	0	0	0	13	29	0.00	1.333
31 Matt Belisle, R (ERA: 4.5)	(4, 1)	1.0		5	2	1	0	0	0	0	0	0	0	0	5	5	0.00	2.000
Jason Standridge, R (ERA: 6.0)	(5, 1)	1.0		4	2	1	1	0	0	0	0	0	0	0	5	5	9.00	2.000
Luke Hudson, R (ERA: 2.25)	(6, 1)	1.0		4	0	0	0	0	1	0	0	0	0	0	3	7	0.00	1.000
37 Brian Shackelford, L (ERA: 3.0)	(7, 1)	1.0		4	1	0	0	1	1	0	0	0	0	0	5	9	0.00	2.000

PITCHER		IP	WLS	BF	H	R	ER	SO	BB	IBB	HBP	BLK	WP	HR	S	P	ERA	WHIP
Ryan Wagner, R (ERA: 9.0)	(8, 1)	1.0	W	3	0	0	0	0	0	0	0	0	0	0	3	3	0.00	0.000
Allan Simpson, R (ERA:)	(9, 1)	1.0	S	5	2	0	0	0	0	0	1	0	0	0	4	5	0.00	2.000

TOP

Batter	1	2	3	4	5	6	7	8	9	AB	R	H	RBI	BB	SO	LOB
6 Chris Duffy, L (1, 8) OBP: 0.333, SLG: 0.286	G6-3		L7		HR 1B		HBP	G4-3		3	1	1	0	0	0	0
10 Rajai Davis, R (6, 8) OBP: 0.235, SLG: 0.267										1	0	0	0	0	0	1
Craig Stansberry, R (1, 4) OBP: 0.444, SLG: 1.125	G6-3		K		HR		K		L9	4	1	1	3	0	2	1
Dan Schwartzbauer, R (9, PH) (9, 4)										1	0	0	0	0	0	0
Sean Casey, L (1, 3) OBP: 0.571, SLG: 0.667	F7		WP HBP		G3-1		L4		S BB	1	0	0	0	0	0	0
3 Javier Guzman, S (3, 6)										2	0	0	0	1	0	1
Craig Wilson, R (1, 9) OBP: 0.211, SLG: 0.421	G6-3	F8		P5		G4-3			K	5	0	0	0	0	1	3
(6, 3)																
Joe Randa, R (1, 5) OBP: 0.400, SLG: 0.600	FC6-4 1B			G1-3	P4			BB	K	3	0	1	0	0	0	0
64 Jason Alfaro, R (5, 5) OBP: 0.667, SLG: 0.333										1	1	0	0	1	1	1
José Hernández, R (1, 6) OBP: 0.167, SLG: 0.091	FC6-4		K			G4-3		BB		3	0	0	0	0	1	1
(3, 3)																
Rafael Alvarez, L (6, 9)										0	1	0	0	1	0	0
65 Ray Sadler, R (1, 7) OBP: 0.625, SLG: 0.857	1B		BB		F9			FC9-6 1B		3	0	2	0	1	0	0
11 Humberto Cota, R (1, 2)	BB		P4			BB		FC9-6		1	0	0	0	2	0	1
66 Paul Chiaffredo, R (6, 2) OBP: 0.500, SLG: 0.833										1	0	0	1	0	0	2
24 Tom Gorzelanny, R (1, 1)	G6-3				HR 1B	F8		SH1-4		1	0	0	0	0	0	3
39 Marty McLeary, R (4, 1) OBP: 0.500, SLG: 0.500										2	1	1	0	0	0	1
68 Scott Strickland, R (7, 1)										0	0	0	1	0	0	0
Inning Stats	R: 0 E: 0 K: 0 S: 3 H: 0 LOB: 0 BB: 0 P: 3	R: 0 E: 0 K: 0 S: 5 H: 2 LOB: 3 BB: 1 P: 9	R: 0 E: 0 K: 1 S: 5 H: 0 LOB: 1 BB: 0 P: 7	R: 0 E: 0 K: 1 S: 5 H: 0 LOB: 1 BB: 1 P: 9	R: 3 E: 0 K: 0 S: 6 H: 3 LOB: 0 BB: 0 P: 6	R: 0 E: 0 K: 0 S: 3 H: 0 LOB: 1 BB: 1 P: 7	R: 0 E: 0 K: 1 S: 5 H: 0 LOB: 1 BB: 0 P: 7	R: 2 E: 0 K: 0 S: 4 H: 1 LOB: 1 BB: 2 P: 12	R: 0 E: 0 K: 2 S: 8 H: 0 LOB: 1 BB: 1 P: 12	1B: 5 2B: 0 3B: 0 HR: 1	SF: 0 SAC: 1 DP: 0 HBP: 2		WP: 1 PB: 0 SB: 2 CS: 0	PA: 41			

PITCHER		IP	WLS	BF	H	R	ER	SO	BB	IBB	HBP	BLK	WP	HR	S	P	ERA	WHIP
48 Mike Gosling, L ERA:	(1, 1)	3.0		13	2	0	0	1	1	0	1	0	1	0	13	19	0.00	1.000
74 Homer Bailey, R ERA:	(4, 1)	1.0		4	0	0	0	1	1	0	0	0	0	0	5	9	0.00	1.000
73 Josh Hall, R ERA: 27.0	(5, 1)	1.0	L	6	3	3	3	0	0	0	0	0	0	1	6	6	27.00	3.000
Chris Hammond, L ERA:	(6, 1)	1.0		4	0	0	0	0	1	0	0	0	0	0	3	7	0.00	1.000
Rick White, R ERA: 6.0	(7, 1)	1.0		4	0	0	0	1	0	0	1	0	0	0	5	7	0.00	0.000

PITCHER		IP	WLS	BF	H	R	ER	SO	BB	IBB	HBP	BLK	WP	HR	S	P	ERA	WHIP
25 David Weathers, R ERA: 18.0	(8, 1)	1.0		6	1	2	2	0	2	0	0	0	0	0	4	12	18.00	3.000
Jimmy Journell, R ERA:	(9, 1)	1.0		4	0	0	0	2	1	0	0	0	0	0	8	12	0.00	1.000

Pittsburgh Pirates @ Cincinnati Reds
Ed Smith Stadium, Sarasota, FL
Wed Mar 08 2006, 1:05 PM EST
Att. 2,553 - Sunny - 72 F

livebaseballscorecards.com

AB	32
R	5
H	6
RBI	5
BB	6
SO	5
LOB	15

BOTTOM

Batter	1	2	3	4	5	6	7	8	9	AB	R	H	RBI	BB	SO	LOB
6 Ryan Freel, R (1, 8) OBP: 0.118, SLG: 0.063	F7		BB			G6-3		K		2	0	0	0	1	0	0
30 Norris Hopper, R (7, 8)										1	0	0	0	0	1	0
Tony Womack, L (1, 4) OBP: 0.429, SLG: 0.429	L7		1B			1B			F8	3	0	2	0	0	0	0
6 Jeff Bannon, R (7, 6) OBP: 0.500, SLG: 0.500										1	0	0	0	0	0	0
Felipe Lopez, S (1, 6) OBP: 0.167, SLG: 0.222	K			F8		K			F8	3	0	0	0	0	2	1
49 Jesse Gutierrez, R (7, 3) OBP: 0.333, SLG: 0.333										1	0	0	0	0	0	0
Adam Dunn, L (1, 3) OBP: 0.143, SLG: 0.429		K		P4		G4-3			P6	3	0	0	0	0	1	1
68 Anderson Machado, S (7, 4)										1	0	0	0	0	0	0
Austin Kearns, R (1, 9) OBP: 0.222, SLG: 0.188		G4-3		K			F8			3	0	0	0	0	1	0
26 Eric Crozier, L (8, 9)										0	0	0	0	0	0	0
Jason LaRue, R (1, 2) OBP: 0.357, SLG: 0.182		G3			G6-3		K			2	0	0	0	0	0	0
29 Miguel Perez, R (7, 2) OBP: 0.250, SLG: 0.167										1	0	0	0	0	1	0
9 Jacob Cruz, L (1, 10) OBP: 0.600, SLG: 0.700			1B 2B		K		G1-3			1	0	1	0	0	0	0
34 Robert Stratton, R (5, PH) (6, 10)										2	0	0	0	0	1	0
Quinton McCracken, S (1, 7) OBP: 0.556, SLG: 0.500			P3		1B			K		3	0	1	0	0	1	1
36 John Castellano, R (9, 7)										0	0	0	0	0	0	0
71 Derek Wathan, S (1, 5)			G5-3		F8			F9		3	0	0	0	0	0	2
Inning Stats	R: 0 E: 0 K: 0 S: 5 H: 1 LOB: 1 BB: 0 P: 6	R: 0 E: 0 K: 1 S: 5 H: 0 LOB: 0 BB: 0 P: 5	R: 0 E: 0 K: 0 S: 4 H: 2 LOB: 2 BB: 1 P: 8	R: 0 E: 0 K: 1 S: 5 H: 0 LOB: 0 BB: 0 P: 5	R: 0 E: 0 K: 1 S: 6 H: 1 LOB: 1 BB: 0 P: 6	R: 0 E: 0 K: 1 S: 6 H: 1 LOB: 1 BB: 0 P: 6	R: 0 E: 0 K: 1 S: 5 H: 0 LOB: 0 BB: 0 P: 5	R: 0 E: 0 K: 2 S: 7 H: 0 LOB: 0 BB: 0 P: 7	R: 0 E: 0 K: 0 S: 3 H: 0 LOB: 0 BB: 0 P: 3	1B: 3 2B: 1 3B: 0 HR: 0	SF: 0 SAC: 0 DP: 0 HBP: 0		WP: 0 PB: 0 SB: 0 CS: 0	PA: 31			

PITCHER		IP	WLS	BF	H	R	ER	SO	BB	IBB	HBP	BLK	WP	HR	S	P	ERA	WHIP
24 Tom Gorzelanny, L ERA: 1.93	(1, 1)	3.0		11	2	0	0	2	1	0	0	0	0	0	14	18	0.00	1.000
39 Marty McLeary, R ERA:	(4, 1)	3.0	W	11	2	0	0	3	0	0	0	0	0	0	17	17	0.00	0.667
68 Scott Strickland, R ERA:	(7, 1)	3.0	S	9	0	0	0	3	0	0	0	0	0	0	15	15	0.00	0.000

PITCHER		IP	WLS	BF	H	R	ER	SO	BB	IBB	HBP	BLK	WP	HR	S	P	ERA	WHIP

Pittsburgh Pirates @ Cincinnati Reds
Ed Smith Stadium, Sarasota, FL
Wed Mar 08 2006, 1:05 PM EST
Att. 2,553 - Sunny - 72 F

livebaseballscorecards.com

AB	30
R	0
H	4
RBI	0
BB	1
SO	8
LOB	5

Cincinnati Reds @ Pittsburgh Pirates

McKechnie Field, Bradenton, FL

Thu Mar 09 2006, 1:05 PM EST

Att. 5,072 - Cloudy - 73 F

TOP

Batter	1	2	3	4	5	6	7	8	9	AB	R	H	RBI	BB	SO	LOB
Tony Womack, L (1, 4) OBP: 0.389, SLG: 0.389	F8		B1-3		F9		77 G5-4-3 1B 1-2 2-3		G6-3	4	0	1	0	0	0	1
27 Chris Denorfia, R (7, 8) OBP: 0.273, SLG: 0.167										1	0	0	0	0	0	0
6 Ryan Freel, R (1, 8) OBP: 0.143, SLG: 0.053	G6-3		P3			PB S HBP	F9			3	0	0	0	0	0	3
6 Jeff Bannon, R (7, 4) OBP: 0.500, SLG: 0.500										0	0	0	0	0	0	0
Felipe Lopez, S (1, 6) OBP: 0.238, SLG: 0.250	G3			CS 1B		FC3 BB 1-3	G5-4-3 1-2f			2	0	1	0	1	0	0
77 Aaron Holbert, R (6, PR) OBP: 0.400, SLG: 1.000 (6, 6)										1	0	0	0	0	0	3
Adam Dunn, L (1, 3) OBP: 0.235, SLG: 0.400		12 HR BB		1-2 BB		FC3 1-2		P6		1	1	0	0	2	0	2
Dane Sardinha, R (6, 2) OBP: 0.500, SLG: 0.333										1	0	0	0	0	0	0
12 Edwin Encarnación, R (1, 5) OBP: 0.478, SLG: 1.286		1-H HR		P5		F4		K		3	1	1	2	0	0	4
Joey Votto, L (6, 3) OBP: 0.333, SLG: 0.286										1	0	0	0	0	1	0
Jason LaRue, R (1, 2) OBP: 0.294, SLG: 0.143		F9		F9		K		1B		3	0	0	0	0	1	4
60 Ben Kozlowski, L (6, 1)										0	0	0	0	0	0	0
54 Andy Abad, L (8, PH) OBP: 0.389, SLG: 0.313										1	0	1	0	0	0	0
75 Jake Robbins, R (8, 1)										0	0	0	0	0	0	0
15 Dewayne Wise, L (1, 9) OBP: 0.500, SLG: 0.917 (7, 7)		G3			K	F9		P4		4	0	0	0	0	1	4
Quinton McCracken, S (1, 7) OBP: 0.476, SLG: 0.421		F8			G3	E1 70 1B 1B			F8	3	0	0	0	0	0	0
27 Brian Buchanan, R (7, 9) OBP: 0.500, SLG: 0.625										1	0	0	0	0	0	0
Tommy Phelps, L (1, 1)			K		1B	1B 1-2			L6	1	0	0	0	0	1	0
Mike Burns, R (4, 1)										0	0	0	0	0	0	0
Karl Rhodes, L (5, PH) OBP: 0.429, SLG: 0.538										1	0	1	0	0	0	0
56 Todd Coffey, R (5, 1)										0	0	0	0	0	0	0
70 Earl Snyder, R (6, 5) OBP: 0.385, SLG: 0.583										2	0	1	0	0	0	0
Inning Stats	R: 0 E: 0 K: 0 S: 3 H: 0 LOB: 0 BB: 0 P: 3	R: 2 E: 0 K: 0 S: 4 H: 1 LOB: 0 BB: 1 P: 8	R: 0 E: 0 K: 1 S: 5 H: 0 LOB: 0 BB: 0 P: 5	R: 0 E: 0 K: 0 S: 3 H: 1 LOB: 1 BB: 1 P: 7	R: 0 E: 0 K: 1 S: 6 H: 1 LOB: 1 BB: 0 P: 6	R: 0 E: 0 K: 1 S: 6 H: 0 LOB: 3 BB: 1 P: 11	R: 0 E: 1 K: 0 S: 5 H: 2 LOB: 2 BB: 0 P: 5	R: 0 E: 0 K: 1 S: 6 H: 1 LOB: 1 BB: 0 P: 6	R: 0 E: 0 K: 0 S: 3 H: 0 LOB: 0 BB: 0 P: 3	1B: 5 2B: 0 3B: 0 HR: 1	SF: 0 SAC: 0 DP: 1 HBP: 1					

PITCHER		IP	WLS	BF	H	R	ER	SO	BB	IBB	HBP	BLK	WP	HR	S	P	ERA	WHIP
45 Ian Snell, R ERA: 3.0	(1, 1)	4.0	L	15	2	2	2	1	2	0	0	0	0	1	15	23	4.50	1.000
24 Brandon Duckworth, R ERA: 1.8	(5, 1)	2.0		10	1	0	0	2	1	0	1	0	0	0	12	17	0.00	1.000
Mike Johnston, L ERA:	(7, 1)	1.0		5	2	0	0	0	0	0	0	0	0	0	5	5	0.00	2.000
44 Josh Sharpless, R ERA:	(8, 1)	1.0		4	1	0	0	1	0	0	0	0	0	0	6	6	0.00	1.000
34 John Grabow, L ERA: 9.82	(9, 1)	1.0		3	0	0	0	0	0	0	0	0	0	0	3	3	0.00	0.000

livebaseballscorecards.com

AB	33
R	2
H	6
RBI	2
BB	3
SO	4
LOB	21

1B: 5	SF: 0	WP: 0	PA: 37
2B: 0	SAC: 0	PB: 1	
3B: 0	DP: 1	SB: 1	
HR: 1	HBP: 1	CS: 1	

BOTTOM

Batter	1	2	3	4	5	6	7	8	9	AB	R	H	RBI	BB	SO	LOB
6 Chris Duffy, L (1, 8) OBP: 0.278, SLG: 0.235	G5-3		G4-6-3 1-2f		K			G4-3		3	0	0	0	0	1	1
62 Andrew McCutchen, R (6, 8) OBP: 0.231, SLG: 0.167										1	0	0	0	0	0	0
12 Freddy Sanchez, R (1, 5) OBP: 0.263, SLG: 0.188	G5-3		F7		G5-3			K		3	0	0	0	0	0	0
53 Mike Edwards, R (6, 5) OBP: 0.438, SLG: 0.333										1	0	0	0	0	1	0
Jose Castillo, R (1, 4) OBP: 0.417, SLG: 0.727	2B			G6-3		P3		1B		3	0	1	0	0	0	0
19 José Bautista, R (7, 9) OBP: 0.421, SLG: 0.706										1	0	1	0	0	0	0
Craig Wilson, R (1, 3) OBP: 0.273, SLG: 0.571	BB			HR		K		F8		2	1	1	1	1	1	0
64 Jason Alfaro, R (7, 4) OBP: 0.571, SLG: 0.250										1	0	0	0	0	0	1
José Hernández, R (1, 7) OBP: 0.200, SLG: 0.214	G6-3			65 1B 2B		K			E6 1B	3	0	1	0	0	1	2
Mike Johnston, L (7, 1)										0	0	0	0	0	0	0
44 Josh Sharpless, R (8, 1)										0	0	0	0	0	0	0
34 John Grabow, L (9, 1)										0	0	0	0	0	0	0
10 Rajai Davis, R (9, PH) OBP: 0.278, SLG: 0.313										1	0	1	0	0	0	0
65 Ray Sadler, R (1, 9) OBP: 0.550, SLG: 0.722 (7, 7)		K		2-3 1B			K		K	4	0	1	0	0	3	1
11 Humberto Cota, R (1, 2)		G6-3		P6			E5		K	2	0	0	0	0	0	2
66 Paul Chiaffredo, R (6, 2) OBP: 0.429, SLG: 0.714										1	0	0	0	0	0	0
80 Steven Lerud, L (9, PH)										1	0	0	0	0	1	1
13 J.J. Furmaniak, R (1, 6)		G5-3		F7			K		K	4	0	0	0	0	2	4
45 Ian Snell, R OBP: 1.000, SLG: 1.000 (1, 1)			6 G4-6-3 1B		G4-3		P4			1	0	1	0	0	0	0
24 Brandon Duckworth, R (5, 1)										1	0	0	0	0	0	0
Brad Eldred, R (7, 3) OBP: 0.316, SLG: 0.647										1	0	0	0	0	0	1
Inning Stats	R: 0 E: 0 K: 0 S: 4 H: 1 LOB: 2 BB: 1 P: 8	R: 0 E: 0 K: 1 S: 5 H: 0 LOB: 0 BB: 0 P: 5	R: 0 E: 0 K: 0 S: 3 H: 1 LOB: 0 BB: 0 P: 3	R: 1 E: 0 K: 0 S: 6 H: 3 LOB: 2 BB: 0 P: 6	R: 0 E: 0 K: 2 S: 7 H: 0 LOB: 0 BB: 0 P: 7	R: 0 E: 1 K: 2 S: 8 H: 0 LOB: 1 BB: 0 P: 8	R: 0 E: 0 K: 1 S: 6 H: 1 LOB: 1 BB: 0 P: 6	R: 0 E: 1 K: 3 S: 10 H: 1 LOB: 1 BB: 0 P: 10		1B: 4 2B: 2 3B: 0 HR: 1	SF: 0 SAC: 0 DP: 1 HBP: 0					

PITCHER		IP	WLS	BF	H	R	ER	SO	BB	IBB	HBP	BLK	WP	HR	S	P	ERA	WHIP
Tommy Phelps, L ERA: 4.5	(1, 1)	3.0	W	11	2	0	0	1	1	0	0	0	0	0	12	16	0.00	1.000
Mike Burns, R ERA: 3.6	(4, 1)	1.0		6	3	1	1	0	0	0	0	0	0	1	6	6	9.00	3.000
56 Todd Coffey, R ERA:	(5, 1)	1.0		3	0	0	0	1	0	0	0	0	0	0	5	5	0.00	0.000
60 Ben Kozlowski, L ERA: 7.5	(6, 1)	2.0	H	7	0	0	0	4	0	0	0	0	0	0	15	15	0.00	0.000
75 Jake Robbins, R ERA:	(8, 1)	2.0	S	8	2	0	0	4	0	0	0	0	0	0	16	16	0.00	1.000

livebaseballscorecards.com

AB	34
R	1
H	7
RBI	1
BB	1
SO	10
LOB	13

1B: 4	SF: 0	WP: 0	PA: 35
2B: 2	SAC: 0	PB: 0	
3B: 0	DP: 1	SB: 0	
HR: 1	HBP: 0	CS: 0	

TOP

Batter	1	2	3	4	5	6	7	8	9	AB	R	H	RBI	BB	SO	LOB
64 Kevin Reese, L (1, 7) (7, 8) OBP: 0.375, SLG: 0.478	1B	CS 1-2	G1-3		E8 G5-3 2-H		G4-3		G3-1	5	0	2	0	0	0	0
Miguel Cairo, R (1, 4) OBP: 0.261, SLG: 0.318	K		P4 2B		G5-3 1-2			1B 2B 1B		3	0	1	0	0	1	2
86 Danny Garcia, R (6, 4) OBP: 1.000, SLG: 1.000										1	1	1	0	0	0	0
Kelly Stinnett, R (1, 2) OBP: 0.333, SLG: 0.200	F9		P4 2-3		G6-3			L9		3	0	0	0	0	0	3
85 Omir Santos, R (6, 2) OBP: 0.200, SLG: 0.200										1	0	0	0	0	0	1
Mitch Jones, R (1, 10) OBP: 0.250, SLG: 0.333	28 FC6-4 1-2 1B		P4			F7		1-2 2B 1B		4	1	2	0	0	0	1
28 Melky Cabrera, S (1, 8) OBP: 0.400, SLG: 0.458	FC6-4 1-2f			L9		E6		78 G4-3 1-H 2-H		3	0	0	0	0	0	2
Rudy Guillen, R (7, 9) OBP: 0.333, SLG: 0.667								2B		1	0	1	2	0	0	0
78 Eric Duncan, L (1, 3) OBP: 0.381, SLG: 0.579		G4-3		K		K		G4-3 2-3		4	0	0	0	0	2	2
27 Russ Johnson, R (1, 5)		P6		G4-3		G1-3		G4-3		3	0	0	0	0	0	1
92 Marcos Vechionacci, S (7, 5) OBP: 0.353, SLG: 0.083										1	0	0	0	0	0	1
28 Felix Escalona, R (1, 6) OBP: 0.300, SLG: 0.579		HR			64 E 2B		P2		G6-3	3	2	2	1	0	0	0
91 Ramiro Pena, S (8, 6) OBP: 0.444, SLG: 0.556										1	0	0	0	0	0	0
27 Kevin Thompson, R (1, 9) OBP: 0.480, SLG: 0.455		64 CS BB			L8		K		K	1	0	0	0	1	0	1
Damian Rolls, R (7, PH) (7, 7)										2	0	0	0	0	2	0

Inning Stats	1	2	3	4	5	6	7	8	9
	R: 0 E: 0 K: 1 S: 7 H: 2 LOB: 2 BB: 0 P: 7	R: 1 E: 0 K: 0 S: 3 H: 1 LOB: 0 BB: 1 P: 8	R: 0 E: 0 K: 0 S: 4 H: 1 LOB: 1 BB: 0 P: 4	R: 0 E: 0 K: 1 S: 5 H: 0 LOB: 0 BB: 0 P: 5	R: 1 E: 1 K: 0 S: 5 H: 2 LOB: 1 BB: 0 P: 5	R: 0 E: 1 K: 1 S: 6 H: 0 LOB: 1 BB: 0 P: 6	R: 0 E: 0 K: 1 S: 5 H: 0 LOB: 0 BB: 0 P: 5	R: 2 E: 0 K: 0 S: 6 H: 3 LOB: 1 BB: 0 P: 6	R: 0 E: 0 K: 1 S: 5 H: 0 LOB: 0 BB: 0 P: 5

PITCHER		IP	WLS	BF	H	R	ER	SO	BB	IBB	HBP	BLK	WP	HR	S	P	ERA	WHIP
Phil Dumatrait, L ERA: 3.6	(1, 1)	3.0		13	4	1	1	1	1	0	0	0	0	1	14	19	3.00	1.667
Kent Mercker, L ERA:	(4, 1)	1.0		3	0	0	0	1	0	0	0	0	0	0	5	5	0.00	0.000
25 David Weathers, R ERA: 13.5	(5, 1)	1.0		5	2	1	0	0	0	0	0	0	0	0	5	5	0.00	2.000
Chris Hammond, L ERA:	(6, 1)	1.0	H	4	0	0	0	1	0	0	0	0	0	0	6	6	0.00	0.000
54 Elizardo Ramirez, R ERA: 4.5	(7, 1)	2.0	B	9	3	2	2	1	0	0	0	0	0	0	11	11	9.00	1.500

PITCHER		IP	WLS	BF	H	R	ER	SO	BB	IBB	HBP	BLK	WP	HR	S	P	ERA	WHIP
Ryan Wagner, R ERA: 6.75	(9, 1)	1.0	W	3	0	0	0	1	0	0	0	0	0	0	5	5	0.00	0.000

New York Yankees @ Cincinnati Reds
Ed Smith Stadium, Sarasota, FL
Fri Mar 10 2006, 1:05 PM EST
Att. 7,296 - Sunny - 81 F

livebaseballscorecards.com

AB	36
R	4
H	9
RBI	3
BB	1
SO	5
LOB	14

BOTTOM

Batter	1	2	3	4	5	6	7	8	9	AB	R	H	RBI	BB	SO	LOB
6 Ryan Freel, L (1, 4) OBP: 0.125, SLG: 0.045	L7		F8		G5-3		F7			3	0	0	0	0	0	1
77 Aaron Holbert, R (6, 4) OBP: 0.333, SLG: 0.833										1	0	0	0	0	0	2
Felipe Lopez, S (1, 6) OBP: 0.250, SLG: 0.304	G1-3			G3 1B 2B	K		K			3	1	1	0	0	1	0
Ray Olmedo, S (6, 6) OBP: 0.231, SLG: 0.231										1	0	0	0	0	1	2
Scott Hatteberg, L (1, 3) OBP: 0.300, SLG: 0.421	K			G3 2-3		G4-3	K			3	0	0	0	0	1	1
54 Andy Abad, L (7, 3) OBP: 0.368, SLG: 0.294										1	0	0	0	0	1	2
Adam Dunn, L (1, 7) OBP: 0.300, SLG: 0.471		G3		1B 1B BB		G3 1B 2B		G6-3		2	1	1	0	1	0	0
15 Dewayne Wise, L (6, PR) OBP: 0.462, SLG: 0.846 (7, 7)										1	1	0	0	0	0	0
Rich Aurilia, R (1, 5) OBP: 0.250, SLG: 0.267		L7		1B E 1-2 3-H 1B		G3 2-3		L7		3	1	1	1	0	0	1
70 Earl Snyder, R (7, 5) OBP: 0.357, SLG: 0.538										1	0	0	0	0	0	0
Karl Rhodes, L (1, 10) OBP: 0.389, SLG: 0.471		F9		L7		BLK 3-H 1B		G4-3		4	0	1	1	0	0	2
Austin Kearns, R (1, 9) OBP: 0.286, SLG: 0.222			27 FC6-4 BB	E8 1-H 2-H 1B		P4 1-2			E4 SH1-3 27 E	2	0	1	1	1	0	2
27 Brian Buchanan, R (7, 9) OBP: 0.444, SLG: 0.556										1	1	0	0	0	0	0
Jason LaRue, R (1, 2) OBP: 0.300, SLG: 0.125			F7	F9			27 1B BB		SH1-3 1-2	2	0	0	0	1	0	2
81 Ryan Hanigan, R (7, PR)										0	0	0	0	0	0	0
Dane Sardinha, R (8, 2) OBP: 0.500, SLG: 0.333										0	0	0	0	0	0	0
27 Chris Denorfia, R (1, 8) OBP: 0.308, SLG: 0.227			FC6-4 1-2f		G6-3		1-2 1B		E9 2-H 1B	4	0	2	0	0	0	1

Inning Stats	1	2	3	4	5	6	7	8	9
	R: 0 E: 0 K: 1 S: 5 H: 0 LOB: 0 BB: 0 P: 5	R: 0 E: 0 K: 0 S: 3 H: 0 LOB: 0 BB: 0 P: 3	R: 0 E: 0 K: 0 S: 3 H: 0 LOB: 1 BB: 1 P: 7	R: 3 E: 1 K: 0 S: 6 H: 3 LOB: 1 BB: 1 P: 10	R: 0 E: 0 K: 1 S: 5 H: 0 LOB: 0 BB: 0 P: 5	R: 1 E: 0 K: 0 S: 5 H: 2 LOB: 1 BB: 0 P: 5	R: 0 E: 0 K: 2 S: 8 H: 1 LOB: 2 BB: 1 P: 12	R: 0 E: 0 K: 0 S: 3 H: 0 LOB: 0 BB: 0 P: 3	R: 1 E: 2 K: 0 S: 3 H: 1 LOB: 1 BB: 0 P: 3

1B: 5	SF: 0
2B: 3	SAC: 1
3B: 0	DP: 0
HR: 1	HBP: 0

WP: 0	PA: 38
PB: 0	
SB: 0	
CS: 1	

PITCHER		IP	WLS	BF	H	R	ER	SO	BB	IBB	HBP	BLK	WP	HR	S	P	ERA	WHIP
35 Mike Mussina, R ERA: 4.05	(1, 1)	4.0		17	3	3	2	1	2	0	0	0	0	0	17	25	4.50	1.250
79 J.B. Cox, R ERA: 3.0	(5, 1)	1.0		3	0	0	0	1	0	0	0	0	0	0	5	5	0.00	0.000
Phil Hughes, R ERA: 5.4	(6, 1)	2.0		10	3	1	1	2	1	0	0	1	0	0	13	17	4.50	2.000
Scott Erickson, R ERA:	(8, 1)	1.1	L	6	1	1	0	0	0	0	0	0	0	0	6	6	0.00	0.750

PITCHER		IP	WLS	BF	H	R	ER	SO	BB	IBB	HBP	BLK	WP	HR	S	P	ERA	WHIP

New York Yankees @ Cincinnati Reds
Ed Smith Stadium, Sarasota, FL
Fri Mar 10 2006, 1:05 PM EST
Att. 7,296 - Sunny - 81 F

livebaseballscorecards.com

AB	32
R	5
H	7
RBI	3
BB	3
SO	4
LOB	16

TOP

Batter	1	2	3	4	5	6	7	8	9	10	AB	R	H	RBI	BB	SO	LOB
8 Russ Adams, L (1, 6) OBP: 0.222, SLG: 0.389	F9-6 2B		L8	P6			G6-3			BBBB 4-0 23 S 45 E BB	4	0	1	0	0	0	1
46 Luis Figueroa, S (7, 6) OBP: 0.368, SLG: 0.353											0	1	0	0	1	0	0
2 Aaron Hill, R (1, 4) OBP: 0.353, SLG: 0.267	F9		BBBB 4-0 BB		0-0 CS 1B			0-0 HR		0-0 L7	2	0	1	0	1	0	1
6 John McDonald, R (7, 4) OBP: 0.154, SLG: 0.417											2	1	1	1	0	0	1
Shea Hillenbrand, R (1, 5) OBP: 0.294, SLG: 0.588	F9-6 2-2		P3		SSS 0-3 K 1-2			CCC 0-3 K		SSS 0-3 K 1-2	3	0	0	0	0	1	3
23 John Hattig, S (5, 5) OBP: 0.125, SLG: 0.188											2	0	0	0	0	2	1
Eric Hinske, L (1, 9) OBP: 0.526, SLG: 1.133		BBBB 4-0 59 1B BB		0-0 HR	0-0 F8			0-0 HR		0-0 E1 2-H	2	1	1	1	0	0	
Francisco Del Rosario, R (5, 1)											0	0	0	0	0	0	
4 Ryan Roberts, R (8, PH) OBP: 0.263, SLG: 0.353											1	1	1	0	0	0	
77 Ben Weber, R (8, 1)											0	0	0	0	0	0	
45 Lee Gronkiewicz, R (9, 1)											1	0	0	0	0	0	
Vince Perkins, L (10, 1)											0	0	0	0	0	0	
John-Ford Griffin, L (1, 7) OBP: 0.421, SLG: 0.647		0-0 P4		0-0 E4 43 2B		0-0 59 G5-4-3 1B		SSS 0-3 K		0-0 F7	5	1	1	0	0	1	2
59 Curtis Thigpen, R (1, 2) OBP: 0.333, SLG: 0.455		0-0 1-2 1B		0-0 F9		0-0 G5-4-3 1-2f		0-0 G4-3			3	0	1	0	0	0	2
49 Erik Kratz, R (7, 2) OBP: 0.333, SLG: 1.333											1	0	0	0	0	0	0
43 Kevin Barker, L (1, 3) OBP: 0.414, SLG: 0.654		0-0 F8		0-0 68 1B 1-H 2B		0-0 P5			0-0 68 CS 1B		4	1	2	1	0	0	2
68 Wayne Lydon, S (1, 8) OBP: 0.545, SLG: 0.600		0-0 P4		0-0 S 3-H 1B			0-0 F8		B 1-0 G5-3 1-2		4	0	1	1	0	0	3
Josh Banks, R (1, 1)			0-0 G5-3	SSS 0-3 K 1-2			SSS 0-3 K		SSS 0-3 K		0	0	0	0	0	0	0
Brian Bormaster, R (3, PH)											1	0	0	0	0	0	0
54 Jason Frasor, R (3, 1)											0	0	0	0	0	0	0
Rob Cosby, R (4, PH) OBP: 0.200, SLG: 0.130											1	0	0	0	0	1	1
22 Brandon League, R (4, 1)											0	0	0	0	0	0	0
Miguel Negron, L (5, 9) OBP: 0.381, SLG: 0.368											2	0	0	0	0	2	0

Inning Stats	1	2	3	4	5	6	7	8	9	10	1B: 5	SF: 0	WP: 0	PA: 41
	R: 0 H: 1 E: 0 LOB: 0 K: 0 BB: 0 S: 3 P: 3	R: 0 H: 1 E: 0 LOB: 2 K: 0 BB: 1 S: 4 P: 8	R: 0 H: 0 E: 0 LOB: 1 K: 0 BB: 1 S: 3 P: 7	R: 3 H: 3 E: 1 LOB: 1 K: 1 BB: 0 S: 9 P: 9	R: 0 H: 1 E: 0 LOB: 0 K: 1 BB: 0 S: 5 P: 5	R: 0 H: 1 E: 0 LOB: 0 K: 0 BB: 0 S: 3 P: 3	R: 0 H: 0 E: 0 LOB: 0 K: 1 BB: 0 S: 5 P: 5	R: 2 H: 2 E: 0 LOB: 0 K: 2 BB: 0 S: 9 P: 9	R: 0 H: 1 E: 0 LOB: 0 K: 1 BB: 0 S: 5 P: 6	R: 1 H: 0 E: 1 LOB: 1 K: 1 BB: 1 S: 6 P: 10	2B: 4 SAC: 0 3B: 0 DP: 3 HR: 3 HBP: 0		PB: 0 SB: 2 CS: 2	

PITCHER		IP	WLS	BF	H	R	ER	SO	BB	IBB	HBP	BLK	WP	HR	S	P	ERA	WHIP
Brandon Claussen, L ERA: 2.57	(1, 1)	4.0		19	5	3	2	1	2	0	0	0	0	1	19	27	4.50	1.750
Jimmy Journell, R ERA:	(5, 1)	1.0		3	1	0	0	1	0	0	0	0	0	0	5	5	0.00	1.000
37 Brian Shackelford, L ERA: 1.8	(6, 1)	2.0		6	1	0	0	1	0	0	0	0	0	0	8	8	0.00	0.500
Jason Standridge, R ERA: 9.0	(8, 1)	1.0	B	5	2	2	2	2	0	0	0	0	0	2	9	9	18.00	2.000
31 Matt Belisle, R ERA: 3.0	(9, 1)	1.0		3	1	0	0	1	0	0	0	0	0	0	5	6	0.00	1.000

PITCHER		IP	WLS	BF	H	R	ER	SO	BB	IBB	HBP	BLK	WP	HR	S	P	ERA	WHIP
Allan Simpson, R ERA:	(10, 1)	1.0	W	5	0	1	0	1	1	0	0	0	0	0	6	10	0.00	1.000

BOTTOM

Batter	1	2	3	4	5	6	7	8	9	10	AB	R	H	RBI	BB	SO	LOB
6 Ryan Freel, R (1, 7) OBP: 0.148, SLG: 0.042	L8		G4-3		BH 2-0 12 S BB 12 E HBP	P3		G5-3		BBBB 4-0 15 BB 70 BB 27 E BB	2	1	0	0	0	0	0
16 Frank Menechino, R (6, 4) OBP: 0.200, SLG: 0.111											2	1	0	0	1	0	1
Tony Womack, L (1, 4) OBP: 0.381, SLG: 0.350	G6-3		B1-3		BBBB 4-0 12 E 12 S 1-2 1B BB	CCC 0-3 K			X 0-0 E5 27 2B 77 SF8	BBBB 4-0 15 BB 1-2 2-3 BB	2	1	0	0	1	0	0
70 Earl Snyder, R (6, 3) OBP: 0.353, SLG: 0.467											2	1	0	0	1	1	0
12 Edwin Encarnación, R (1, 5) OBP: 0.500, SLG: 1.292	0-0 E 1B		0-0 3B		B X 1-0 E6 S 1-3 2-H 1B		0-0 HR		0-0 P4	4-0 1-2 2-3 3-H BB	3	0	2	0	0	0	1
15 Dewayne Wise, L (5, PR) OBP: 0.500, SLG: 1.000											2	2	1	2	1	0	1
(6, 7)																	
Adam Dunn, L (1, 3) OBP: 0.304, SLG: 0.421	0-0 E4 1-2		BBBB 4-0 BB		0-0 F7		0-0 G4-3		0-0 1-3 2B	B 1-0 3-H	2	0	0	0	1	0	3
27 Brian Buchanan, R (6, 9) OBP: 0.455, SLG: 0.636											3	0	1	0	0	0	2
Rich Aurilia, R (1, 6) OBP: 0.263, SLG: 0.278	0-0 F9		0-0 L4		B X 1-0 1B 1-H 3-H 1B		0-0 P5		0-0 SF8 3-H		3	0	1	2	0	0	4
77 Aaron Holbert, R (5, PR) OBP: 0.250, SLG: 0.714											1	0	0	1	0	0	0
(6, 5)																	
Austin Kearns, R (1, 9) OBP: 0.292, SLG: 0.238		0-0 G5-3		0-0 G4-3	0-0 1B 1-3 1B		0-0 L7		0-0 G1-3		3	0	1	0	0	0	0
Ray Olmedo, S (6, 6) OBP: 0.200, SLG: 0.200											2	0	0	0	0	0	1
Jason LaRue, R (1, 2) OBP: 0.304, SLG: 0.158		0-0 L6		SSS 0-3 K	0-0 1-2 1B			X 0-0 27 WP 54 G4-3 1B		CCC 0-3 K	3	0	1	0	0	1	0
Dane Sardinha, R (6, 2) OBP: 0.500, SLG: 0.357											2	0	1	0	0	1	0
Quinton McCracken, S (1, 8) OBP: 0.500, SLG: 0.500		0-0 2B		0-0 1B	0-0 F9			X 0-0 G4-3 1-2		CCC 0-3 K	3	0	2	0	0	0	2
37 Brian Shackelford, L (6, 1)											0	0	0	0	0	0	0
Jason Standridge, R (8, 1)											0	0	0	0	0	0	0
54 Andy Abad, L (8, PH) OBP: 0.250, SLG: 0.278											1	0	0	0	0	0	1
31 Matt Belisle, R (9, 1)											0	0	0	0	0	0	0
Allan Simpson, R (10, 1)											0	0	0	0	0	0	0
9 Jacob Cruz, L (10, PH) OBP: 0.563, SLG: 0.636											1	0	0	0	0	1	0
Brandon Claussen, R (1, 1) OBP: 0.500, SLG: 1.000		CCC 0-3 K		X 0-0 G3		X 0-0 G5-3		B X 1-0 G6-3 2-3		X 0-0 70 BB 15 BB 2B	1	0	0	0	0	1	1
Karl Rhodes, L (4, PH) OBP: 0.368, SLG: 0.444											1	0	0	0	0	0	1
Jimmy Journell, R (5, 1)											0	0	0	0	0	0	0
27 Chris Denorfia, R (6, 8) OBP: 0.310, SLG: 0.280											3	1	1	0	0	0	1

Inning Stats	1	2	3	4	5	6	7	8	9	10	1B: 6	SF: 1	WP: 1	PA: 49
	R: 0 H: 1 E: 1 LOB: 2 K: 0 BB: 0 S: 5 P: 5	R: 0 H: 1 E: 0 LOB: 1 K: 1 BB: 0 S: 6 P: 6	R: 0 H: 1 E: 0 LOB: 2 K: 0 BB: 1 S: 4 P: 8	R: 0 H: 1 E: 0 LOB: 1 K: 1 BB: 0 S: 6 P: 6	R: 3 H: 3 E: 1 LOB: 2 K: 0 BB: 1 S: 6 P: 14	R: 0 H: 0 E: 0 LOB: 0 K: 1 BB: 0 S: 5 P: 5	R: 1 H: 1 E: 0 LOB: 0 K: 0 BB: 0 S: 4 P: 4	R: 0 H: 1 E: 0 LOB: 1 K: 0 BB: 0 S: 4 P: 5	R: 1 H: 1 E: 1 LOB: 1 K: 0 BB: 0 S: 5 P: 5	R: 2 H: 1 E: 1 LOB: 2 K: 2 BB: 3 S: 7 P: 20	2B: 3 SAC: 0 3B: 1 DP: 0 HR: 1 HBP: 1		PB: 0 SB: 3 CS: 0	

PITCHER		IP	WLS	BF	H	R	ER	SO	BB	IBB	HBP	BLK	WP	HR	S	P	ERA	WHIP
Josh Banks, R ERA: 2.25	(1, 1)	2.0		9	2	0	0	1	0	0	0	0	0	0	11	11	0.00	1.000
54 Jason Frasor, R ERA:	(3, 1)	1.0		5	1	0	0	0	1	0	0	0	0	0	4	8	0.00	2.000
22 Brandon League, R ERA: 3.18	(4, 1)	1.2		11	4	3	2	1	1	0	1	0	0	0	11	19	10.80	3.000
Francisco Del Rosario, R ERA: 1.69	(5, 1)	2.1		8	1	1	1	1	0	0	0	0	0	1	10	10	3.86	0.429
77 Ben Weber, R ERA: 3.0	(8, 1)	1.0	H	4	1	0	0	0	0	0	0	0	1	0	4	5	0.00	1.000

PITCHER		IP	WLS	BF	H	R	ER	SO	BB	IBB	HBP	BLK	WP	HR	S	P	ERA	WHIP
45 Lee Gronkiewicz, R ERA:	(9, 1)	1.0	B	5	1	1	0	0	0	0	0	0	0	0	5	5	0.00	1.000
Vince Perkins, R ERA: 27.0	(10, 1)	0.2	L	7	1	2	1	2	3	0	0	0	0	0	7	20	13.50	6.000

Toronto Blue Jays @ Cincinnati Reds
Ed Smith Stadium, Sarasota, FL
Sat Mar 11 2006, 1:05 PM EST
Att. 4,624 - Sunny - 82 F

livebaseballscorecards.com

AB	38
R	6
H	10
RBI	5
BB	3
SO	7
LOB	17

AB	42
R	7
H	11
RBI	5
BB	5
SO	5
LOB	19

Cincinnati Reds @ Philadelphia Phillies

Bright House Networks Field, Clearwater, FL

Sun Mar 12 2006, 1:05 PM EST

Att. 8,020 - Partly Cloudy - 85 F

livebaseballscorecards.com

TOP

Batter	1	2	3	4	5	6	7	8	9	AB	R	H	RBI	BB	SO	LOB
15 Dewayne Wise, L (1, 9) (7, 8) OBP: 0.500, SLG: 1.056	B B C X 2-1 HR		B C C B X 2-2 G4-3 ③			X 0-0 E6 12 WP WP		B B B B 4-0 S BB		3	1	1	1	1	0	0
Felipe Lopez, S (1, 6) OBP: 0.222, SLG: 0.269	B F C F C 1-3 K ①			C C F B B B X 3-2 G4-3 ①		C F S 0-3 K ① 1-2		C S S 0-3 K ② 1-2		3	0	0	0	0	2	1
32 Paul Janish, R (6, 6)										0	0	0	0	0	0	0
Joey Votto, L (8, PH) OBP: 0.300, SLG: 0.250										1	0	0	0	0	1	2
Ray Olmedo, S (8, 6) OBP: 0.200, SLG: 0.200										0	0	0	0	0	0	0
12 Edwin Encarnación, R (1, 5) OBP: 0.517, SLG: 1.259	B F X 1-1 G4-6-3 1B			X 0-0 2B		B S S S 1-3 K ② 2-3		S S S 0-3 K ③		3	0	2	0	0	1	1
77 Aaron Holbert, R (6, 5) OBP: 0.222, SLG: 0.625										1	0	0	0	0	1	2
Scott Hatteberg, L (1, 3) OBP: 0.304, SLG: 0.381	C X 0-1 G4-6-3 ② ③ 1-2f			B B D C B 4-1 BB		B X 1-0 G3 ③			X 0-0 1B 1B	2	0	0	0	1	0	2
54 Andy Abad, L (7, 3) OBP: 0.381, SLG: 0.316										1	0	1	0	0	0	0
Rich Aurilia, R (1, 4) OBP: 0.227, SLG: 0.238		C F B B B F S 3-3 K ①		B B F X 3-1 P2 ②			S S S 0-3 K ①		S S S 0-3 K ①	3	0	0	0	0	2	2
16 Frank Menechino, R (7, 5) OBP: 0.182, SLG: 0.100										1	0	0	0	0	1	1
Karl Rhodes, L (1, 10) OBP: 0.318, SLG: 0.381		X 0-0 P6 ②		X 0-0 G4-3 ③			F C B F B F X 2-2 G6-3 ②		X 0-0 F9 ②	3	0	0	0	0	0	2
70 Earl Snyder, R (9, PH) OBP: 0.333, SLG: 0.438										1	0	0	0	0	0	1
Quinton McCracken, S (1, 7) OBP: 0.464, SLG: 0.462		C C B S 1-3 K ③			S S S 0-3 K ①		X 0-0 G4-3 ③		X 0-0 1-3 1B	4	0	1	0	0	2	0
27 Chris Denorfia, R (1, 8) OBP: 0.290, SLG: 0.259		B F C B B F S 3-3 K ①			X 0-0 P4 ②			X 0-0 F8 2B	X 0-0 G4-3 ③	2	0	0	0	0	1	0
27 Brian Buchanan, R (7, 9) OBP: 0.462, SLG: 0.692										2	0	1	0	0	0	2
Dane Sardinha, R (1, 2) OBP: 0.435, SLG: 0.294			B B X 2-0 F8 ②		C B X 1-1 F8 ③			X 0-0 F8 ① 2-3		3	0	0	0	0	0	1
29 Miguel Perez, R (8, 2) OBP: 0.250, SLG: 0.167										0	0	0	0	0	0	0
Inning Stats	R: 1 E: 0 K: 1 S: 10 H: 2 LOB: 0 BB: 0 P: 14	R: 0 E: 0 K: 2 S: 8 H: 0 LOB: 0 BB: 0 P: 12	R: 0 E: 0 K: 1 S: 8 H: 0 LOB: 0 BB: 0 P: 15	R: 0 E: 0 K: 0 S: 9 H: 1 LOB: 2 BB: 1 P: 19	R: 0 E: 0 K: 1 S: 6 H: 0 LOB: 0 BB: 0 P: 7	R: 0 E: 1 K: 2 S: 8 H: 0 LOB: 1 BB: 0 P: 10	R: 0 E: 0 K: 1 S: 9 H: 0 LOB: 0 BB: 0 P: 11	R: 0 E: 0 K: 2 S: 8 H: 1 LOB: 2 BB: 1 P: 12	R: 0 E: 0 K: 1 S: 7 H: 2 LOB: 2 BB: 0 P: 7	1B: 3 2B: 2 3B: 0 HR: 1	SF: 0 SAC: 0 DP: 1 HBP: 0			WP: 2 PB: 0 SB: 1 CS: 0	PA: 35		

PITCHER		IP	WLS	BF	H	R	ER	SO	BB	IBB	HBP	BLK	WP	HR	S	P	ERA	WHIP
63 Ryan Madson, R ERA: 2.08	(1, 1)	3.2	W	14	3	1	1	4	1	0	0	0	0	1	34	59	2.46	1.091
62 Jeremy Cummings, R ERA: 2.7	(4, 1)	1.1		4	0	0	0	1	0	0	0	0	0	0	7	8	0.00	0.000
Arthur Rhodes, L ERA: 3.0	(6, 1)	1.0	H	4	0	0	0	2	0	0	0	0	2	0	8	10	0.00	0.000
Rheal Cormier, L ERA:	(7, 1)	1.0		3	0	0	0	1	0	0	0	0	0	0	9	11	0.00	0.000
61 Aaron Myette, R ERA:	(8, 1)	1.0	H	5	1	0	0	2	1	0	0	0	0	0	8	12	0.00	2.000

PITCHER		IP	WLS	BF	H	R	ER	SO	BB	IBB	HBP	BLK	WP	HR	S	P	ERA	WHIP
Aaron Fultz, L ERA: 9.0	(9, 1)	1.0	S	5	2	0	0	1	0	0	0	0	0	0	7	7	0.00	2.000

BOTTOM

Batter	1	2	3	4	5	6	7	8	9	AB	R	H	RBI	BB	SO	LOB
11 Jimmy Rollins, S (1, 6) OBP: 0.280, SLG: 0.261	L X 0-1 2B 1B 1B	C F X 0-2 F8 ③			X 0-0 G4-3 ②		B B B B 4-0 1-2 2-3 BB			3	1	1	0	0	0	0
60 Peter Bergeron, L (7, 7) OBP: 0.444, SLG: 0.375										0	0	0	0	1	0	0
Abraham Nunez, S (1, 4) OBP: 0.267, SLG: 0.320	X 0-0 1B 6 1B 1-3 2B		L B B B X 3-1 G3-1 ①		C S S X 0-2 G1-3 ③		S S S 0-3 K ③			3	1	1	0	0	0	0
Chris Roberson, S (7, 8) OBP: 0.286, SLG: 0.571										1	0	0	0	0	1	3
Pat Burrell, R (1, 7) OBP: 0.500, SLG: 0.600	C X 0-1 HBP 6 1B F9-2 2-3 3-H 1B			X 0-0 G5-3 ②		X 0-0 G5-3 ①		X 0-0 G3 ①		3	0	1	1	0	0	0
27 Chris Coste, R (7, 3) OBP: 0.500, SLG: 0.733										1	0	0	0	0	0	0
6 Ryan Howard, L (1, 3) OBP: 0.485, SLG: 1.097	B X 1-0 HBP 1-2 3-H 1B		B C X 1-1 L3 ③			B X 1-0 G3-1 ②		X 0-0 G4-3 ②		3	0	1	1	0	0	0
68 Bobby Scales, S (7, 4)										1	0	0	0	0	0	0
Aaron Rowand, R (1, 8) OBP: 0.280, SLG: 0.250	B S T B H 3-2 1-2 2-3 HBP			X 0-0 P6 ①		C S B B S 2-3 K ③		X 0-0 70 WP 70 1B 1B		2	0	0	0	0	1	0
Danny Sandoval, S (7, 6) OBP: 0.267, SLG: 0.400										1	1	1	0	0	0	0
Alex Gonzalez, R (1, 5) OBP: 0.304, SLG: 0.667	X 0-0 F9-2 ① ② 3-H			B X 1-0 HR			X 0-0 E6 8 FC1-5 1B	B X 1-0 1-H 1B		3	1	1	1	0	0	3
70 Jason Jaramillo, S (8, 2) OBP: 0.200, SLG: 0.200										1	0	1	1	0	0	0
Mike Lieberthal, R (1, 2) OBP: 0.118, SLG: 0.176	X 0-0 P4 ③			X 0-0 F9 ②			X 0-0 60 BB 8 FC1-5 1-2 1B			3	0	1	0	0	0	2
Joe Thurston, L (7, PR) (8, 5) OBP: 0.250, SLG: 0.364										0	0	0	0	0	0	0
8 Shane Victorino, S (1, 9) OBP: 0.341, SLG: 0.405		S S S 0-3 K ①		B C X 1-1 G4-3 ③			X 0-0 FC1-5 60 BB 1-2 2-3f			3	0	0	0	0	1	2
64 Shawn Garrett, S (1, 10) OBP: 0.320, SLG: 0.565		B C F B X 2-2 G3 ②			X 0-0 G6-3 ①		X 0-0 F8 ②			2	0	0	0	0	0	0
12 Josh Kroeger, L (7, PH) (8, 10) OBP: 0.294, SLG: 0.400										1	0	0	0	0	0	2
Inning Stats	R: 2 E: 0 K: 0 S: 10 H: 4 LOB: 2 BB: 0 P: 14	R: 0 E: 0 K: 2 S: 9 H: 0 LOB: 0 BB: 0 P: 11	R: 0 E: 0 K: 0 S: 5 H: 0 LOB: 0 BB: 0 P: 9	R: 1 E: 0 K: 0 S: 5 H: 1 LOB: 0 BB: 0 P: 7	R: 0 E: 0 K: 0 S: 5 H: 0 LOB: 0 BB: 0 P: 5	R: 0 E: 0 K: 1 S: 5 H: 0 LOB: 0 BB: 0 P: 8	R: 0 E: 1 K: 1 S: 7 H: 0 LOB: 3 BB: 1 P: 11	R: 1 E: 0 K: 0 S: 4 H: 2 LOB: 1 BB: 0 P: 5		1B: 6 2B: 2 3B: 0 HR: 1	SF: 0 SAC: 0 DP: 1 HBP: 1			WP: 1 PB: 0 SB: 0 CS: 0	PA: 33		

PITCHER		IP	WLS	BF	H	R	ER	SO	BB	IBB	HBP	BLK	WP	HR	S	P	ERA	WHIP
Justin Germano, R ERA: 6.0	(1, 1)	4.0	L	17	5	3	3	1	0	0	1	0	0	1	29	41	6.75	1.250
75 Jake Robbins, R ERA:	(5, 1)	1.0		3	0	0	0	0	0	0	0	0	0	0	5	5	0.00	0.000
Ryan Wagner, R ERA: 5.4	(6, 1)	1.0		3	0	0	0	1	0	0	0	0	0	0	5	8	0.00	0.000
Mike Burns, R ERA: 3.0	(7, 1)	1.0		6	1	0	0	1	1	0	0	0	0	0	7	11	0.00	2.000
56 Todd Coffey, R ERA: 1.8	(8, 1)	1.0		4	2	1	1	0	0	0	0	0	1	0	4	5	9.00	2.000

PITCHER		IP	WLS	BF	H	R	ER	SO	BB	IBB	HBP	BLK	WP	HR	S	P	ERA	WHIP

AB	33
R	1
H	6
RBI	1
BB	2
SO	11
LOB	17

AB	31
R	4
H	8
RBI	4
BB	1
SO	3
LOB	12

Batter	1	2	3	4	5	6	7	8	9	AB	R	H	RBI	BB	SO	LOB
Jason Tyner, L (1, 8) OBP: 0.474, SLG: 0.500 Denard Span, L (5, 8) OBP: 0.438, SLG: 0.333	0-0 38 G1-6-3 3B		0-0 F7 ①		0-0 F7 ①	0-0 FC4 2B 1-3 2-H		0-0 FC4-6 ① 1-2f 2-3		3 2	1 1	1 0	0 0	0 0	0 0	0 3
38 Luis Antonio Rodriguez, S (3, 4) OBP: 0.276, SLG: 0.321 (6, 6)	0-0 G1-6-3 ① 3-H		0-0 F7 ②		0-0 2B C C C	0-3 K ②		0-0 SF9 ② 3-H		4	0	1	2	0	1	2
20 Lew Ford, R (1, 9) OBP: 0.304, SLG: 0.524 Jason Pridie, L (5, 9) OBP: 0.500, SLG: 0.625	0-0 G1-3 ②		0-0 L7 ③		S S S 0-3 K ②	0-0 2B 1-H 3-H		C C C 0-3 K ③		3 2	0 0	0 1	0 2	0 0	1 1	1 1
16 Jason Kubel, L (1, 10) OBP: 0.280, SLG: 0.227 68 Kyle Phillips, L (9, PH) (9, 10)	S S S 0-3 K ③			0-0 33 WP 33 1B 1B	0-0 P6 ③	0-0 F9 ③			S S S 0-3 K ①	4 1	1 0	1 0	0 0	0 0	1 1	3 0
Tony Batista, R (1, 5) OBP: 0.240, SLG: 0.360 15 Glenn Williams, S (6, PR) (6, 5) OBP: 0.286, SLG: 0.357		0-0 P4 ①		0-0 33 1B 33 WP 41 SF9 1-2 1B		0-0 11 1B 33 1B 41 SF7 1B	0-0 F9 ①		0-0 2B 1B	3 2	1 1	2 1	0 0	0 0	0 0	0 0
33 Justin Morneau, L (1, 3) OBP: 0.333, SLG: 0.333 Garrett Jones, L (6, PR) (6, 3) OBP: 0.368, SLG: 0.500		0-0 F8 ②		B X 1-0 1-3 2-H 1B		0-0 41 SF7 11 1B 1B 1-2 1B	S S S 0-3 K ②		0-0 1-3 2B	3 2	0 1	2 1	1 0	0 0	0 1	0 0
11 Josh Rabe, R (1, 7) OBP: 0.222, SLG: 0.444		0-0 41 PB 41 1B 1B		0-0 L5 ①		0-0 FC4 E 1B 1-2 2-3 1B	0-0 P2 ③		0-0 P2 ②	5	2	2	0	0	0	4
41 Chris Heintz, R (1, 2) OBP: 0.333, SLG: 0.571 51 Shawn Wooten, R (7, 2) OBP: 0.286, SLG: 0.091	C X 0-1 1-H 1B			0-0 SF9 ② 3-H		0-0 SF7 ① 2-3 3-H		B B B B 4-0 FC4-6 38 SF9 1B BB	0-0 G3-1 ③	1 1	0 1	1 0	3 0	0 1	0 0	0 2
Jason Bartlett, R (1, 6) OBP: 0.450, SLG: 0.421 Felix Molina, S (6, 4) OBP: 1.000, SLG: 1.000	0-0 F8 ③			C C C 0-3 K ③		0-0 E 2B 1-2 3-H 1B		0-0 FC4-6 1-2 1B		3 1	1 0	1 1	1 0	0 0	1 0	2 0
Inning Stats	R: 1 E: 0 K: 1 S: 6 H: 1 LOB: 0 BB: 0 P: 6	R: 1 E: 0 K: 0 S: 6 H: 2 LOB: 1 BB: 0 P: 6	R: 0 E: 0 K: 0 S: 3 H: 0 LOB: 0 BB: 0 P: 3	R: 2 E: 0 K: 1 S: 8 H: 3 LOB: 1 BB: 0 P: 9	R: 0 E: 0 K: 1 S: 6 H: 1 LOB: 1 BB: 0 P: 6	R: 5 E: 1 K: 1 S: 11 H: 5 LOB: 2 BB: 0 P: 11	R: 0 E: 0 K: 1 S: 5 H: 0 LOB: 0 BB: 0 P: 5	R: 1 E: 0 K: 1 S: 6 H: 1 LOB: 1 BB: 1 P: 10	R: 0 E: 0 K: 1 S: 7 H: 2 LOB: 2 BB: 0 P: 7	1B: 11 2B: 3 3B: 1 HR: 0	SF: 3 SAC: 0 DP: 0 HBP: 0					

PITCHER		IP	WLS	BF	H	R	ER	SO	BB	IBB	HBP	BLK	WP	HR	S	P	ERA	WHIP
Dave Williams, L ERA: 4.15	(1, 1)	3.2	L	17	6	4	3	1	0	0	0	0	1	0	20	21	7.36	1.636
Rick White, R ERA: 5.4	(4, 1)	0.1		1	0	0	0	1	0	0	0	0	0	0	3	3	0.00	0.000
74 Homer Bailey, R ERA: 3.86	(5, 1)	1.2		12	6	5	2	2	0	0	0	0	0	0	16	16	10.80	3.600
35 Brad Salmon, R ERA:	(6, 1)	0.1		1	0	0	0	0	0	0	0	0	0	0	1	1	0.00	0.000
Kent Mercker, L ERA:	(7, 1)	1.0		3	0	0	0	1	0	0	0	0	0	0	5	5	0.00	0.000

PITCHER		IP	WLS	BF	H	R	ER	SO	BB	IBB	HBP	BLK	WP	HR	S	P	ERA	WHIP
25 David Weathers, R ERA: 12.6	(8, 1)	1.0		5	1	1	1	1	1	0	0	0	0	0	6	10	9.00	2.000
Chris Hammond, L ERA:	(9, 1)	1.0		5	2	0	0	1	0	0	0	0	0	0	7	7	0.00	2.000

TOP

Minnesota Twins @ Cincinnati Reds
Ed Smith Stadium, Sarasota, FL
Mon Mar 13 2006, 7:05 PM EST
Att. 5,616 - Clear - 75 F

livebaseballscorecards.com

AB	40
R	10
H	15
RBI	9
BB	1
SO	7
LOB	18

Batter	1	2	3	4	5	6	7	8	9	AB	R	H	RBI	BB	SO	LOB
6 Ryan Freel, R (1, 10) OBP: 0.133, SLG: 0.037 9 Jacob Cruz, L (8, PH) (9, 10) OBP: 0.556, SLG: 0.583 77 Aaron Holbert, R (9, PR) OBP: 0.222, SLG: 0.625	0-0 F7 ①		C C C 0-3 K ①		S S S 0-3 K ③			0-0 G5-3 ① 1-2	H 1-0 6 1B HBP	3 1 0	0 0 0	0 0 0	0 0 0	0 0 0	2 0 0	2 0 0
Tony Womack, L (1, 4) OBP: 0.417, SLG: 0.409 6 Jeff Bannon, R (7, 4) OBP: 0.750, SLG: 0.667	0-0 2B ②		0-0 F9 ② 2-3			H 1-0 G3 HBP		B B B B 4-0 16 S 16 1B BB	0-0 1-2 1B ②	2 1	0 1	1 1	0 0	0 1	0 0	2 0
12 Edwin Encarnación, R (1, 5) OBP: 0.516, SLG: 1.214 16 Frank Menechino, R (4, 5) (7, 6) OBP: 0.214, SLG: 0.154	C C C 0-3 K ③		B B B B 4-0 1-2 BB			S S S 0-3 K ①		S X 0-1 70 WP 70 G5-3 54 BB 1-H 1B	0-0 F1 ②	1 3	0 1	0 1	0 1	1 0	1 1	0 3
Adam Dunn, L (1, 3) OBP: 0.308, SLG: 0.455 54 Andy Abad, L (7, 3) OBP: 0.391, SLG: 0.300		0-0 2B	0-0 L8 ③			0-0 G3 ② 1-2		B B B B 4-0 70 WP 27 1B 1-2 BB	0-0 G3-1 ③	3 1	0 1	1 0	0 0	0 1	0 0	4 2
Rich Aurilia, R (1, 6) OBP: 0.240, SLG: 0.217 70 Earl Snyder, R (6, PR) (7, 5) OBP: 0.316, SLG: 0.412		0-0 F9 ①		0-0 F9 ①		B B B B 4-0 BB		B X 1-0 1-2 2-H G5-3 ②		2 1	0 0	0 0	0 1	1 0	0 0	1 1
Austin Kearns, R (1, 9) OBP: 0.269, SLG: 0.217 27 Brian Buchanan, R (5, 9) OBP: 0.467, SLG: 0.667	S S S 0-3 K ②			0-0 F9 ②		0-0 P5 ③		0-0 BB 1B 2-H		2 2	0 0	0 1	0 1	0 0	1 0	1 2
Jason LaRue, R (1, 2) OBP: 0.296, SLG: 0.136	S S S 0-3 K ③			0-0 F9 ③			0-0 P3 ① B B B B 4-0 1-2 BB			3	0	0	0	1	1	1
Quinton McCracken, S (1, 7) OBP: 0.438, SLG: 0.433			0-0 F9 27 1B 1B		0-0 G5-3 ①		0-0 F7 ②	0-0 G4-3 ③		4	0	1	0	0	0	2
27 Chris Denorfia, R (1, 8) OBP: 0.286, SLG: 0.258			0-0 12 BB 1-2 1B		C C C 0-3 ②		0-0 G1-3 ③		S S S 0-3 K ①	4	0	1	0	0	2	0
Inning Stats	R: 0 E: 0 K: 1 S: 5 H: 1 LOB: 0 BB: 0 P: 5	R: 0 E: 0 K: 2 S: 8 H: 1 LOB: 1 BB: 0 P: 8	R: 0 E: 0 K: 1 S: 7 H: 2 LOB: 1 BB: 1 P: 11	R: 0 E: 0 K: 0 S: 3 H: 0 LOB: 0 BB: 0 P: 3	R: 0 E: 0 K: 2 S: 7 H: 0 LOB: 0 BB: 0 P: 7	R: 0 E: 0 K: 1 S: 5 H: 0 LOB: 2 BB: 1 P: 10	R: 0 E: 0 K: 0 S: 3 H: 0 LOB: 0 BB: 0 P: 3	R: 3 E: 0 K: 0 S: 6 H: 2 LOB: 2 BB: 3 P: 19	R: 0 E: 0 K: 1 S: 6 H: 1 LOB: 2 BB: 0 P: 7	1B: 5 2B: 2 3B: 1 HR: 0	SF: 0 SAC: 0 DP: 0 HBP: 2					

PITCHER		IP	WLS	BF	H	R	ER	SO	BB	IBB	HBP	BLK	WP	HR	S	P	ERA	WHIP
Kyle Lohse, R ERA:	(1, 1)	3.0	W	13	4	0	0	4	1	0	0	0	0	0	20	24	0.00	1.667
28 Jesse Crain, R ERA:	(4, 1)	1.0		3	0	0	0	0	0	0	0	0	0	0	3	3	0.00	0.000
17 Pat Neshek, R ERA:	(5, 1)	2.0		8	0	0	0	3	1	0	1	0	0	0	12	17	0.00	0.500
Willie Eyre, R ERA: 2.57	(7, 1)	1.0		3	0	0	0	0	0	0	0	0	0	0	3	3	0.00	0.000
J.D. Durbin, R ERA: 16.2	(8, 1)	1.0		8	2	3	3	0	3	0	0	0	1	0	6	19	27.00	5.000

PITCHER		IP	WLS	BF	H	R	ER	SO	BB	IBB	HBP	BLK	WP	HR	S	P	ERA	WHIP
84 Kevin Cameron, R ERA: 1.8	(9, 1)	1.0		5	1	0	0	1	0	0	1	0	0	0	6	7	0.00	1.000

BOTTOM

Minnesota Twins @ Cincinnati Reds
Ed Smith Stadium, Sarasota, FL
Mon Mar 13 2006, 7:05 PM EST
Att. 5,616 - Clear - 75 F

livebaseballscorecards.com

AB	33
R	3
H	7
RBI	3
BB	5
SO	8
LOB	21

Cincinnati Reds @ Boston Red Sox

City of Palms Park, Ft. Myers, FL

Tue Mar 14 2006, 1:05 PM EST

Att. 8,147 - Overcast - 80 F

TOP

Batter	1	2	3	4	5	6	7	8	9	AB	R	H	RBI	BB	SO	LOB
6 Ryan Freel, R (1, 4) OBP: 0.176, SLG: 0.100	2-0 15 2B 1B HBP	0-0 F9 ①		0-0 1-3 2B		0-0 G6-3 ②		0-0 G5-3 ③		3	1	1	0	0	0	0
27 Chris Denorfia, R (7, 7) OBP: 0.278, SLG: 0.250										1	0	0	0	0	0	0
15 Dewayne Wise, L (1, 8) OBP: 0.440, SLG: 0.913	0-0 1-3 1B 2B	0-0 F8 ②		0-0 F7 ③		0-0 F8 ③			0-3 K ①	5	1	1	0	0	1	2
Felipe Lopez, S (1, 6) OBP: 0.258, SLG: 0.300	0-0 12 BB HR 2-H 3-H 1B	0-0 P5 ③			12 HR 1B		0-0 G3 ①		0-0 HR	4	2	2	2	0	0	0
27 Brian Buchanan, R (7, 9) OBP: 0.500, SLG: 0.875										1	1	1	1	0	0	0
12 Edwin Encarnación, R (1, 5) OBP: 0.543, SLG: 1.258	4-0 1-2 HR BB		0-3 K ①		0-0 1-H HR		0-0 S 1B		0-3 K ②	3	2	2	2	1	1	0
70 Earl Snyder, R (7, 5) OBP: 0.300, SLG: 0.389										1	0	0	0	0	1	0
Scott Hatteberg, L (1, 3) OBP: 0.333, SLG: 0.500	0-0 1-H 2-H HR		0-0 G4-3 ②		3-0 G3 BB		0-0 F8 ②		0-3 K ③	3	1	1	3	1	0	1
6 Jeff Bannon, R (7, 6) OBP: 0.600, SLG: 0.500										1	0	0	0	0	1	0
Austin Kearns, R (1, 9) OBP: 0.233, SLG: 0.185	0-3 K ①		0-0 F9 ③		0-3 K ①		1-0 G6-3 ③ 1-2			4	0	0	0	0	2	2
77 Aaron Holbert, R (7, 4) OBP: 0.222, SLG: 0.625										0	0	0	0	0	0	0
Karl Rhodes, L (1, 10) OBP: 0.269, SLG: 0.320	0-0 F8 ②			0-0 G6-3 ①	0-0 G3 ② 1-2			0-0 G4-3 ①		4	0	0	0	0	0	1
54 Andy Abad, L (1, 7) OBP: 0.407, SLG: 0.435 (7, 3)	4-0 BB			0-0 G3-1 ②	0-3 K ③			0-0 HR		3	1	1	1	1	1	1
Dane Sardinha, R (1, 2) OBP: 0.407, SLG: 0.250	0-3 K ③			4-0 6 2B BB		0-0 F9 ①		0-0 L6 ②		3	0	0	0	1	1	1
Inning Stats	R: 5 E: 0 K: 2 S: 10 H: 3 LOB: 1 BB: 2 P: 20	R: 0 E: 0 K: 0 S: 3 H: 0 LOB: 0 BB: 0 P: 3	R: 0 E: 0 K: 1 S: 5 H: 0 LOB: 0 BB: 0 P: 5	R: 0 E: 0 K: 0 S: 4 H: 1 LOB: 2 BB: 1 P: 8	R: 2 E: 0 K: 2 S: 9 H: 2 LOB: 1 BB: 1 P: 12	R: 0 E: 0 K: 0 S: 3 H: 0 LOB: 0 BB: 0 P: 3	R: 0 E: 0 K: 0 S: 4 H: 1 LOB: 1 BB: 0 P: 5	R: 1 E: 0 K: 0 S: 4 H: 1 LOB: 0 BB: 0 P: 4	R: 1 E: 0 K: 3 S: 10 H: 1 LOB: 0 BB: 0 P: 10	1B: 3 2B: 2 3B: 0 HR: 4	SF: 0 SAC: 0 DP: 0 HBP: 1						

livebaseballscorecards.com

AB	36
R	9
H	9
RBI	9
BB	4
SO	8
LOB	8

PITCHER		IP	WLS	BF	H	R	ER	SO	BB	IBB	HBP	BLK	WP	HR	S	P	ERA	WHIP
Bronson Arroyo, R ERA: 17.55	(1, 1)	3.0	L	15	3	5	5	3	2	0	1	0	0	1	18	28	15.00	1.667
Lenny DiNardo, L ERA: 10.8	(4, 1)	1.2		10	3	2	2	1	2	0	0	0	0	1	10	17	10.80	3.000
54 Craig Breslow, L ERA:	(5, 1)	1.1		4	0	0	0	1	0	0	0	0	0	0	6	6	0.00	0.000
David Riske, R ERA: 9.0	(7, 1)	1.0		4	1	0	0	0	0	0	0	0	0	0	4	5	0.00	1.000
Cla Meredith, R ERA: 3.6	(8, 1)	1.0		4	1	1	1	0	0	0	0	0	0	1	4	4	9.00	1.000

PITCHER		IP	WLS	BF	H	R	ER	SO	BB	IBB	HBP	BLK	WP	HR	S	P	ERA	WHIP
Mike Holtz, L ERA: 5.4	(9, 1)	1.0		4	1	1	1	3	0	0	0	0	0	1	10	10	9.00	1.000

BOTTOM

Batter	1	2	3	4	5	6	7	8	9	AB	R	H	RBI	BB	SO	LOB
Coco Crisp, S (1, 8) OBP: 0.500, SLG: 0.636	0-0 G3 1B		0-0 1-2 BB 1B 1B	0-0 G4-3 ②		0-0 1-2 2-3 G5-4-3 1B		0-0 SF8 ② 3-H		3	1	2	0	0	0	0
Adam Stern, L (5, 8) OBP: 0.400, SLG: 0.500										1	0	1	1	0	0	0
Tony Graffanino, R (1, 4) OBP: 0.182, SLG: 0.100	0-0 F9 ①		B B B 4-0 1-2 2-3 1B 1B BB	C C C 0-3 K ③		0-0 1-2f G5-4-3 ②③		1-0 1-2 CS ③	0-0 G6-3 ①	3	1	0	0	1	1	4
13 Zach Borowiak, R (7, 4)										1	0	0	0	0	0	0
Trot Nixon, L (1, 9) OBP: 0.500, SLG: 0.667	0-0 1-2 G3 ②		0-0 1-3 2-H 3-H 25 BB BB 1B 1B	C C C 0-3 K ①			0-0 G6-3 ①		0-0 G4-3 ②	3	1	1	2	0	1	1
83 Luke Allen, L (6, 9) OBP: 0.250, SLG: 0.176										2	0	0	0	0	0	0
Manny Ramirez, R (1, 10) OBP: 0.500, SLG: 0.455	0-0 G1-3 ③		0-0 1-2 3-H BB 25 BB 1B	0-0 G6-3 ②			0-0 P2 ②		0-0 E4	2	0	1	1	0	0	1
13 Enrique Wilson, S (3, PR)										3	0	0	0	0	0	0
OBP: 0.294, SLG: 0.600 (4, 10)																
25 Mike Lowell, R (1, 5) OBP: 0.250, SLG: 0.286		0-0 G3-1 ①	B B B 4-0 1-2 2-3 BB BB	0-0 G6-3 ③			S S S 0-3 K ③		0-3 K2-3 ③	2	0	0	0	1	0	0
23 Jim Buckley, R (6, 2)										2	0	0	0	0	2	1
J.T. Snow, L (1, 3) OBP: 0.389, SLG: 0.375		0-0 G3-1 ②	B B B 4-0 1-2 2-3 3-H BB			0-0 P4 ①		0-0 HR		2	0	0	1	1	0	0
Jeff Bailey, R (7, 3) OBP: 1.000, SLG: 4.000										1	1	1	1	0	0	0
Dustan Mohr, R (1, 7) OBP: 0.550, SLG: 1.000	S S S 0-3 K ③		0-0 L6 ②			0-0 HR		0-0 59 FC5-4 2 1B SF8 1B		3	1	1	1	0	1	3
53 Ronald Calloway, L (7, 7) OBP: 0.353, SLG: 0.533										1	1	1	0	0	0	0
Alejandro Machado, S (1, 6) OBP: 0.440, SLG: 0.545			F9	B B B 4-0 1B 59 1B BB		0-0 1-2 59 FC5-4 1B			2	0	0	0	1	0	3	
2 Jed Lowrie, S (7, 6) OBP: 0.563, SLG: 0.846			G4-3							1	0	1	0	0	0	0
59 Trent Durrington, R (1, 2)			0-0 BB 1B 1B	0-0 L3 ①		0-0 1-2 1B		0-0 1-2f 2-3 FC5-4 13 CS		4	1	2	0	0	0	2
(6, 5)																
Inning Stats	R: 0 E: 0 K: 0 S: 4 H: 1 LOB: 1 BB: 0 P: 4	R: 0 E: 0 K: 1 S: 5 H: 0 LOB: 0 BB: 0 P: 5	R: 4 E: 0 K: 0 S: 7 H: 4 LOB: 3 BB: 3 P: 19	R: 0 E: 0 K: 1 S: 5 H: 0 LOB: 0 BB: 0 P: 5	R: 0 E: 0 K: 1 S: 5 H: 0 LOB: 0 BB: 0 P: 5	R: 1 E: 0 K: 0 S: 5 H: 3 LOB: 2 BB: 1 P: 9	R: 0 E: 0 K: 1 S: 5 H: 0 LOB: 0 BB: 0 P: 5	R: 2 E: 0 K: 0 S: 5 H: 3 LOB: 0 BB: 0 P: 6	R: 0 E: 1 K: 1 S: 6 H: 0 LOB: 1 BB: 0 P: 6	1B: 9 2B: 0 3B: 0 HR: 2	SF: 1 SAC: 0 DP: 1 HBP: 0						

livebaseballscorecards.com

AB	36
R	7
H	11
RBI	7
BB	4
SO	5
LOB	15

PITCHER		IP	WLS	BF	H	R	ER	SO	BB	IBB	HBP	BLK	WP	HR	S	P	ERA	WHIP
39 Aaron Harang, R ERA:	(1, 1)	2.0	W	7	1	0	0	1	0	0	0	0	0	0	9	9	0.00	0.500
48 Mike Gosling, L ERA: 5.68	(3, 1)	0.1		8	4	4	4	0	3	0	0	0	0	0	5	17	108.00	21.000
Mike Burns, R ERA: 2.35	(3, 1)	1.2		5	0	0	0	1	0	0	0	0	0	0	7	7	0.00	0.000
75 Jake Robbins, R ERA:	(5, 1)	1.0		3	0	0	0	1	0	0	0	0	0	0	5	5	0.00	0.000
Jason Standridge, R ERA: 9.0	(6, 1)	1.0	H	6	3	1	1	0	1	0	0	0	0	1	5	9	9.00	4.000

PITCHER		IP	WLS	BF	H	R	ER	SO	BB	IBB	HBP	BLK	WP	HR	S	P	ERA	WHIP
37 Brian Shackelford, L ERA: 1.5	(7, 1)	1.0	H	3	0	0	0	1	0	0	0	0	0	0	5	5	0.00	0.000
56 Todd Coffey, R ERA: 4.5	(8, 1)	1.0	H	5	3	2	2	0	0	0	0	0	0	1	5	6	18.00	3.000
31 Matt Belisle, R ERA: 2.25	(9, 1)	1.0	S	4	0	0	0	1	0	0	0	0	0	0	6	6	0.00	0.000

TOP

Batter	1	2	3	4	5	6	7	8	9	AB	R	H	RBI	BB	SO	LOB
10 Rajai Davis, R (1, 8) OBP: 0.342, SLG: 0.382	C C C 0-3 K ①		x 0-0 2 1B 2 E G4-3 1B		x 0-0 G6-3 ①		C C C 0-3 K ①			4	1	1	0	0	2	1
2 Jack Wilson, R (1, 6) OBP: 0.385, SLG: 0.364	x 0-0 P6 ②		S 1 SAFE x 0-1 G4-3 1-3 1B		x 0-0 G6-3 ②		x 0-0 G6-4-3 1-2f ② ③			3	0	1	0	0	0	0
13 J.J. Furmaniak, R (6, 6) OBP: 0.278, SLG: 0.286										1	0	0	0	0	0	1
Sean Casey, L (1, 3) OBP: 0.500, SLG: 0.500	C C C 0-3 K ③		x 0-0 G4-3 1-2 3-H ②		x 0-0 F8 ③			x 0-0 64 FC6-4 1B		3	0	0	1	0	1	1
Jody Gerut, L (6, 9) OBP: 0.400, SLG: 0.300										1	0	1	0	0	0	0
Craig Wilson, R (1, 7) OBP: 0.257, SLG: 0.387		S S S 0-3 K ①	x 0-0 L5 ③			S S S 0-3 K ①		x 0-0 FC6-4 53 G6-4-3 1-2f ①		3	0	0	0	0	2	1
64 Jason Alfaro, R (6, 4) OBP: 0.500, SLG: 0.357										1	0	0	0	0	0	1
41 Ryan Doumit, S (1, 2) OBP: 0.375, SLG: 0.700		x 0-0 HR		x 0-0 L8 ①		B B B B 4-0 1B BB		x 0-0 G6-4-3 1-2f ② ③		2	1	1	1	1	0	0
53 Mike Edwards, R (6, 5) OBP: 0.462, SLG: 0.571										1	0	0	0	0	0	1
Joe Randa, R (1, 5) OBP: 0.444, SLG: 0.813		x 0-0 2B		B B B B 4-0 65 PB 1B BB		C C C 0-3 K ②			S S S 0-3 K ①	2	0	1	0	1	1	1
37 Yurendell Decaster, R (6, 3)										1	0	0	0	0	1	0
Jose Castillo, R (1, 4) OBP: 0.480, SLG: 0.591		x 0-0 F8 ②		x 0-0 65 PB 1-2 1B		x 0-0 65 FC5-4 1-2 1B			x 0-0 F7 ②	3	0	2	0	0	0	1
66 Paul Chiaffredo, R (6, 2) OBP: 0.250, SLG: 0.417										1	0	0	0	0	0	0
65 Ray Sadler, R (1, 9) OBP: 0.441, SLG: 0.633		x 0-0 G5-3 ③		S S S 0-3 K ② 1-2 2-3		x 0-0 FC5-4 1-2f ③			S S S 0-3 K ③	4	0	0	0	0	2	5
(6, 7)																
57 Zach Duke, L (1, 1)			x 0-0 L6 ①	x 0-0 G4-3 ③			B B B B 4-0 13 G6-4-3 BB			2	0	0	0	0	0	2
22 Ryan Vogelsong, R (4, 1)										0	0	0	0	0	0	0
78 Carlos Maldonado, R (7, PH) OBP: 0.444, SLG: 1.143										0	0	0	0	1	0	0
Roberto Hernandez, R (7, 1)										0	0	0	0	0	0	0
56 Britt Reames, R (8, 1)										0	0	0	0	0	0	0
Inning Stats	R: 0 E: 0 K: 2 S: 7 H: 0 LOB: 0 BB: 0 P: 7	R: 1 E: 0 K: 1 S: 7 H: 2 LOB: 1 BB: 0 P: 7	R: 1 E: 1 K: 0 S: 6 H: 2 LOB: 1 BB: 0 P: 6	R: 0 E: 0 K: 1 S: 6 H: 1 LOB: 2 BB: 1 P: 10	R: 0 E: 0 K: 1 S: 3 H: 0 LOB: 0 BB: 0 P: 3	R: 0 E: 0 K: 2 S: 8 H: 1 LOB: 2 BB: 1 P: 12	R: 0 E: 0 K: 1 S: 4 H: 0 LOB: 0 BB: 1 P: 8	R: 0 E: 0 K: 0 S: 3 H: 1 LOB: 0 BB: 0 P: 3	R: 0 E: 0 K: 2 S: 7 H: 0 LOB: 0 BB: 0 P: 7	1B: 5 2B: 1 3B: 0 HR: 1	SF: 0 SAC: 0 DP: 2 HBP: 0			WP: 0 PB: 1 SB: 0 CS: 0	PA: 35		

PITCHER		IP	WLS	BF	H	R	ER	SO	BB	IBB	HBP	BLK	WP	HR	S	P	ERA	WHIP
Brandon Claussen, L ERA: 2.45	(1, 1)	4.0	W	18	5	2	1	4	1	0	0	0	0	1	26	30	2.25	1.500
Ryan Wagner, R ERA: 4.5	(5, 1)	1.0		3	0	0	0	0	0	0	0	0	0	0	3	3	0.00	0.000
25 David Weathers, R ERA: 10.5	(6, 1)	1.0	H	5	1	0	0	2	1	0	0	0	0	0	8	12	0.00	2.000
Kent Mercker, L ERA:	(7, 1)	1.0	H	3	0	0	0	1	1	0	0	0	0	0	4	8	0.00	1.000
Rick White, R ERA: 4.15	(8, 1)	1.0		3	1	0	0	0	0	0	0	0	0	0	3	3	0.00	1.000

PITCHER		IP	WLS	BF	H	R	ER	SO	BB	IBB	HBP	BLK	WP	HR	S	P	ERA	WHIP
Chris Hammond, L ERA:	(9, 1)	1.0		3	0	0	0	2	0	0	0	0	0	0	7	7	0.00	0.000

Pittsburgh Pirates @ Cincinnati Reds
Ed Smith Stadium, Sarasota, FL
Thu Mar 16 2006, 1:05 PM EST
Att. 5,112 - Cloudy - 75 F

livebaseballscorecards.com

AB	32
R	2
H	7
RBI	2
BB	3
SO	9
LOB	15

BOTTOM

Batter	1	2	3	4	5	6	7	8	9	AB	R	H	RBI	BB	SO	LOB
6 Ryan Freel, R (1, 8) OBP: 0.189, SLG: 0.152	S S S 0-3 K ①		S S S 0-3 K ①		x 0-0 1B 2B	H 1-0 1-2 2-3 3-H 77 FC5 HBP	x 0-0 F9 ③			3	1	1	0	0	2	0
16 Frank Menechino, R (6, 4) OBP: 0.250, SLG: 0.143										1	0	0	1	0	0	2
Tony Womack, L (1, 4) OBP: 0.370, SLG: 0.360	x 0-0 P6 ②		x 0-0 G6-3 ②		S S S 0-3 K ①	S S S 0-3 K ②		x 0-0 G6-3 ①		3	0	0	0	0	1	1
43 Matt Kata, S (6, 6) OBP: 0.208, SLG: 0.217										2	0	0	0	0	1	3
Felipe Lopez, S (1, 6) OBP: 0.265, SLG: 0.303	S S S 0-3 K ③		x 0-0 F9 ③		x 0-0 2-H S 1B	x 0-0 FC5 1-2 2-3f ②		x 0-0 G6-3 ②		3	0	1	1	0	1	0
77 Aaron Holbert, R (6, 5) OBP: 0.182, SLG: 0.500										2	0	0	0	0	0	3
Adam Dunn, L (1, 7) OBP: 0.345, SLG: 0.583		x 0-0 F8 ①		x 0-0 HR	B B B B 4-0 1-2 12 G5-4-3 BB		x 0-0 15 G3 S 1B 1B	x 0-0 G6-3 ③		2	1	1	1	1	0	0
Quinton McCracken, S (5, PR) OBP: 0.441, SLG: 0.438										2	1	1	0	0	0	0
(6, 7)																
12 Edwin Encarnación, R (1, 5) OBP: 0.553, SLG: 1.206		x 0-0 BB 1B 1B		x 0-0 2B SF7 1B	x 0-0 ② ③ G5-4-3 1-2f		S S S 0-3 K ① 1-2			3	2	2	0	0	0	2
25 David Weathers, R (6, 1)										0	0	0	0	0	0	0
Kent Mercker, L (7, 1)										0	0	0	0	0	0	0
Karl Rhodes, L (7, PH) OBP: 0.259, SLG: 0.308										1	0	0	0	0	1	1
Rick White, R (8, 1)										0	0	0	0	0	0	0
Chris Hammond, L (9, 1)										0	0	0	0	0	0	0
Rich Aurilia, R (1, 3) OBP: 0.296, SLG: 0.292		B B B B 4-0 FC5 1B 1-2 BB		x 0-0 1-3 2B		x 0-0 1B 15 S 16 HBP 1B	B B B B 4-0 15 G3 1B BB			1	0	1	0	1	0	0
27 Chris Denorfia, R (6, 8) OBP: 0.316, SLG: 0.273										1	2	1	0	1	0	0
Austin Kearns, R (1, 9) OBP: 0.250, SLG: 0.214		x 0-0 FC5 1-2 2-H 1B		x 0-0 ① SF7 3-H		S S S 0-3 K2-3 ① 1-2	x 0-0 G3 ② 1-2 2-3			1	0	1	2	0	0	0
15 Dewayne Wise, L (5, 9) OBP: 0.407, SLG: 0.840										2	0	0	0	0	1	3
Jason LaRue, R (1, 2) OBP: 0.300, SLG: 0.125		x 0-0 F7 ②		C C C 0-3 K ②		B B B B 4-0 16 HBP 1B BB	x 0-0 BB 2-H 3-H 1B			2	0	0	0	1	1	3
Dane Sardinha, R (7, 2) OBP: 0.429, SLG: 0.286										1	0	1	2	0	0	0
Brandon Claussen, R (1, 1) OBP: 0.333, SLG: 0.667		x 0-0 FC5 1-2 2-3f ③		x 0-0 F7 ③		x 0-0 77 FC5 16 HBP 1-2 2-3 1B	B B B B 4-0 1-2 BB			1	0	0	0	0	0	2
9 Jacob Cruz, L (4, PH) OBP: 0.526, SLG: 0.538										1	0	0	0	0	0	1
Ryan Wagner, R (5, 1)										0	0	0	0	0	0	0
Scott Hatteberg, L (6, 3) OBP: 0.379, SLG: 0.520										1	0	1	0	1	0	0
Inning Stats	R: 0 E: 0 K: 2 S: 7 H: 0 LOB: 0 BB: 0 P: 7	R: 1 E: 0 K: 1 S: 5 H: 2 LOB: 2 BB: 1 P: 9	R: 0 E: 0 K: 1 S: 5 H: 0 LOB: 0 BB: 0 P: 5	R: 2 E: 0 K: 1 S: 8 H: 3 LOB: 1 BB: 0 P: 8	R: 1 E: 0 K: 1 S: 6 H: 2 LOB: 2 BB: 1 P: 10	R: 1 E: 0 K: 2 S: 9 H: 2 LOB: 3 BB: 1 P: 14	R: 2 E: 0 K: 1 S: 7 H: 2 LOB: 2 BB: 2 P: 15	R: 0 E: 0 K: 0 S: 3 H: 0 LOB: 0 BB: 0 P: 3		1B: 8 2B: 2 3B: 0 HR: 1	SF: 1 SAC: 0 DP: 1 HBP: 0			WP: 0 PB: 0 SB: 3 CS: 0	PA: 40		

PITCHER		IP	WLS	BF	H	R	ER	SO	BB	IBB	HBP	BLK	WP	HR	S	P	ERA	WHIP
Brandon Claussen, L ERA: 6.75	(1, 1)	3.0		12	2	1	1	3	1	0	0	0	0	0	17	21	3.00	1.000
Ryan Vogelsong, R ERA: 9.0	(4, 1)	3.0	L	18	7	4	4	4	2	0	1	0	0	1	23	32	12.00	3.000
Roberto Hernandez, R ERA: 9.0	(7, 1)	1.0		7	2	2	2	1	2	0	0	0	0	0	7	15	18.00	4.000
Britt Reames, R ERA:	(8, 1)	1.0		3	0	0	0	0	0	0	0	0	0	0	3	3	0.00	0.000

PITCHER		IP	WLS	BF	H	R	ER	SO	BB	IBB	HBP	BLK	WP	HR	S	P	ERA	WHIP

TOP

Batter	1	2	3	4	5	6	7	8	9	AB	R	H	RBI	BB	SO	LOB
6 Ryan Freel, R (1, 4) OBP: 0.200, SLG: 0.167	C C C 0-3 ① K		S S S 0-3 ③ K			0-0 1B 2B 1B		X 0-0 E6		3	1	1	0	0	2	0
70 Earl Snyder, R (6, PH) OBP: 0.318, SLG: 0.400 (6, 5)						0-0 54 BB 2-3 1B				2	0	1	0	0	0	0
Quinton McCracken, S (1, 8) OBP: 0.432, SLG: 0.429	X 0-0 ② B1-3			X 0-0 ① G4-3				X 0-0 ③ G3-1		3	1	1	0	0	0	0
54 Andy Abad, L (6, PH) OBP: 0.414, SLG: 0.417 (6, 3)						0-0 1-2 2B 1B 4-0 1-2 BB				1	0	0	0	1	0	1
Rich Aurilia, R (1, 6) OBP: 0.300, SLG: 0.333	X 0-0 ③ L8			X 0-0 ② F7		0-0 1-H 2-H 2B S S S 0-3 ③ K			X 0-0 ① G5-3	3	0	1	2	0	0	0
77 Aaron Holbert, R (6, PR) OBP: 0.154, SLG: 0.417 (6, 6)										2	1	0	0	0	1	3
Adam Dunn, L (1, 3) OBP: 0.375, SLG: 0.630		X 0-0 9 E 1B 1B		S S S 0-3 ③ K		X 0-0 9 G4-3 2-H 1B 2B	X 0-0 ① G6-3		S S S 0-3 ② K	3	1	2	1	0	1	0
27 Chris Denorfia, R (6, PR) OBP: 0.300, SLG: 0.257 (6, 7)										2	1	0	0	0	1	0
9 Jacob Cruz, L (1, 10) OBP: 0.458, SLG: 0.412		X 0-0 ① L8 1-3			X 0-0 ① G3-1	X 0-0 ① G4-3 2-3 B B B B	4-0 BB		S S S 0-3 ③ K	4	0	0	0	1	1	2
Austin Kearns, R (1, 9) OBP: 0.314, SLG: 0.290		X 0-0 15 L3 3-H 1B			X 0-0 15 3B 1B	X 0-0 15 FC3-6 3-H 1B	0-0 ② F9			3	1	3	2	0	0	0
27 Brian Buchanan, R (7, PH) OBP: 0.471, SLG: 0.824 (7, 9)										1	0	0	0	0	0	1
15 Dewayne Wise, L (1, 7) OBP: 0.387, SLG: 0.828		X 0-0 ② ③ L3 1-1			X 0-0 ② 16 FC5 1-H 3B	X 0-0 ② FC3-6 43 1B 1-2f 2B	S C C 0-3 ③ K			4	2	1	1	0	1	4
(6, 8)																
16 Frank Menechino, R (1, 5) OBP: 0.278, SLG: 0.188			X 0-0 G4-6-3 1B		X 0-0 FC5 G6-4-3 3-H	X 0-0 1-3 2B 1B		S S S 0-3 ① K		2	0	1	1	0	0	0
43 Matt Kata, S (6, PH) OBP: 0.231, SLG: 0.240 (6, 4)										2	1	1	0	0	1	0
Dane Sardinha, R (1, 2) OBP: 0.419, SLG: 0.333			X 0-0 ① ② G4-6-3 1-2f		X 0-0 ② ③ G6-4-3 1-2f	X 0-0 70 1B 1-H 3-H 2B		S S S 0-3 ② K		3	0	1	2	0	0	2
Karl Rhodes, L (8, PH) OBP: 0.250, SLG: 0.296										1	0	0	0	0	1	0
80 Steve Torrealba, R (8, 2) OBP: 1.000, SLG: 1.000										0	0	0	0	0	0	0
Inning Stats	R: 0 E: 0 K: 1 S: 5 H: 0 LOB: 0 BB: 0 P: 5	R: 1 E: 1 K: 0 S: 4 H: 2 LOB: 0 BB: 0 P: 4	R: 0 E: 0 K: 1 S: 5 H: 1 LOB: 0 BB: 0 P: 5	R: 0 E: 0 K: 1 S: 5 H: 0 LOB: 0 BB: 0 P: 5	R: 2 E: 0 K: 0 S: 5 H: 2 LOB: 0 BB: 0 P: 5	R: 6 E: 0 K: 1 S: 13 H: 8 LOB: 3 BB: 1 P: 17	R: 0 E: 0 K: 1 S: 5 H: 0 LOB: 1 BB: 1 P: 9	R: 0 E: 1 K: 2 S: 8 H: 0 LOB: 1 BB: 0 P: 8	R: 0 E: 0 K: 2 S: 7 H: 0 LOB: 0 BB: 0 P: 7	1B: 9 2B: 4 3B: 1 HR: 0	SF: 0 SAC: 0 DP: 3 HBP: 0			WP: 0 PB: 0 SB: 0 CS: 0		PA: 41	

PITCHER	IP	WLS	BF	H	R	ER	SO	BB	IBB	HBP	BLK	WP	HR	S	P	ERA	WHIP
32 Roy Halladay, R (1, 1) ERA: 1.38	5.0	L	18	5	3	2	3	0	0	0	0	0	0	24	24	3.60	1.000
22 Brandon League, R (6, 1) ERA: 11.05	0.2		11	8	6	6	0	1	0	0	0	0	0	10	14	81.00	13.500
Justin Speier, R (6, 1) ERA:	1.1		5	0	0	0	2	1	0	0	0	0	0	8	12	0.00	0.750
40 Dustin McGowan, R (8, 1) ERA: 31.5	1.0		4	0	0	0	2	0	0	0	0	0	0	8	8	0.00	0.000
45 Lee Gronkiewicz, R (9, 1) ERA:	1.0		3	0	0	0	2	0	0	0	0	0	0	7	7	0.00	0.000

PITCHER	IP	WLS	BF	H	R	ER	SO	BB	IBB	HBP	BLK	WP	HR	S	P	ERA	WHIP

Cincinnati Reds @ Toronto Blue Jays
Knology Park, Dunedin, FL
Fri Mar 17 2006, 1:05 PM EST
Att. 3,217 - Partly Cloudy - 75 F

livebaseballscorecards.com

AB	39
R	9
H	13
RBI	9
BB	2
SO	9
LOB	13

BOTTOM

Batter	1	2	3	4	5	6	7	8	9	AB	R	H	RBI	BB	SO	LOB
3 Reed Johnson, R (1, 10) OBP: 0.429, SLG: 0.200	X 0-0 ① G6-3	X 0-0 ③ FC5-4 1-2f			S S S 0-3 ① K		H 1-0 HBP		S S S 0-3 ③ K	4	0	0	0	0	2	2
8 Russ Adams, L (1, 6) OBP: 0.233, SLG: 0.345	X 0-0 ② G3-1		X 0-0 25 1B 1B		X 0-0 ② G3	X 0-0 ③ L9				3	0	1	0	0	0	0
1 Ryan Klosterman, R (7, 6) OBP: 0.333, SLG: 0.333										1	0	0	0	0	0	1
15 Alex Rios, R (1, 8) OBP: 0.250, SLG: 0.500	X 0-0 2B		S S S 0-3 ① K		X 0-0 ③ G4-3			X 0-0 39 SF7 3B		3	0	1	0	0	1	1
68 Wayne Lydon, S (7, 8) OBP: 0.516, SLG: 0.593										1	1	1	0	0	0	0
25 Troy Glaus, R (1, 5) OBP: 0.520, SLG: 0.700	X 0-0 ③ F7		X 0-0 1-2 G6-4-3 1B			X 0-0 1B		X 0-0 ① F8		3	0	2	0	0	0	1
Danny Solano, R (6, PR) (7, 5)										1	0	0	0	0	0	1
Eric Hinske, L (1, 9) OBP: 0.483, SLG: 0.958		X 0-0 HR	X 0-0 ② ③ G6-4-3 1-2f			X 0-0 ① F8		X 0-0 ② SF7 3-H		3	1	1	1	0	0	3
39 Justin Singleton, L (7, 9) OBP: 0.429, SLG: 0.250										0	0	0	1	0	0	0
Bengie Molina, R (1, 2) OBP: 0.259, SLG: 0.308		X 0-0 HBP 1B		X 0-0 G1-6-3 2B		X 0-0 ② P5		X 0-0 2B		3	0	2	0	0	0	1
51 Mike Mahoney, R (7, 2) OBP: 1.000, SLG: 2.250										1	0	1	0	0	0	0
2 Aaron Hill, R (1, 4) OBP: 0.320, SLG: 0.273	S S S 0-3 ① K			H 1-0 G1-6-3 HBP		S C S 0-3 ③ K		C C C 0-3 ③ K		1	0	0	0	0	1	1
27 Brad Hassey, R (4, PR) OBP: 0.333, SLG: 0.200 (5, 4)										2	0	0	0	0	2	2
Jason Phillips, R (1, 3) OBP: 0.345, SLG: 0.500	H 1-0 3 FC5-4 1-2 HBP			X 0-0 ① ② G1-6-3 1-2f 2-3			X 0-0 ① G6-3		S S S 0-3 ① K	3	0	0	0	0	1	2
Adam Lind, L (1, 7) OBP: 0.200, SLG: 0.111	X 0-0 ② F7			X 0-0 ③ G4-3			S S S 0-3 ② K		X 0-0 ② G6-3	4	0	0	0	0	1	4
Inning Stats	R: 0 E: 0 K: 1 S: 4 H: 1 LOB: 1 BB: 0 P: 4	R: 1 E: 0 K: 1 S: 7 H: 2 LOB: 2 BB: 0 P: 8	R: 0 E: 0 K: 1 S: 6 H: 2 LOB: 1 BB: 0 P: 6	R: 0 E: 0 K: 0 S: 3 H: 1 LOB: 2 BB: 0 P: 4	R: 0 E: 0 K: 1 S: 5 H: 0 LOB: 0 BB: 0 P: 5	R: 0 E: 0 K: 1 S: 6 H: 1 LOB: 1 BB: 0 P: 6	R: 0 E: 0 K: 1 S: 5 H: 0 LOB: 1 BB: 0 P: 6	R: 1 E: 0 K: 1 S: 7 H: 2 LOB: 1 BB: 0 P: 7	R: 0 E: 0 K: 2 S: 7 H: 0 LOB: 0 BB: 0 P: 7	1B: 4 2B: 3 3B: 1 HR: 1	SF: 1 SAC: 0 DP: 2 HBP: 3			WP: 0 PB: 0 SB: 0 CS: 0		PA: 37	

PITCHER	IP	WLS	BF	H	R	ER	SO	BB	IBB	HBP	BLK	WP	HR	S	P	ERA	WHIP
Justin Germano, R (1, 1) ERA: 4.85	4.0	W	18	6	1	1	2	0	0	2	0	0	1	20	22	2.25	1.500
Mike Burns, R (5, 1) ERA: 2.08	1.0		3	0	0	0	1	0	0	0	0	0	0	5	5	0.00	0.000
31 Matt Belisle, R (6, 1) ERA: 1.5	2.0		8	1	0	0	2	0	0	1	0	0	0	11	12	0.00	0.500
56 Todd Coffey, R (8, 1) ERA: 5.14	1.0		5	2	1	1	1	0	0	0	0	0	0	7	7	9.00	2.000
75 Jake Robbins, R (9, 1) ERA:	1.0		3	0	0	0	2	0	0	0	0	0	0	7	7	0.00	0.000

PITCHER	IP	WLS	BF	H	R	ER	SO	BB	IBB	HBP	BLK	WP	HR	S	P	ERA	WHIP

Cincinnati Reds @ Toronto Blue Jays
Knology Park, Dunedin, FL
Fri Mar 17 2006, 1:05 PM EST
Att. 3,217 - Partly Cloudy - 75 F

livebaseballscorecards.com

AB	33
R	2
H	9
RBI	2
BB	0
SO	8
LOB	19

Cincinnati Reds @ Atlanta Braves

Cracker Jack Stadium, Lake Buena Vista, FL

Sat Mar 18 2006, 1:05 PM EST

Att. 9,069 - Sunny - 79 F

livebaseballscorecards.com

TOP

Batter	1	2	3	4	5	6	7	8	9	AB	R	H	RBI	BB	SO	LOB
Tony Womack, L (1, 4) OBP: 0.419, SLG: 0.393	0-0 15 1B		0-0 15 HR	BBB 4-0 BB		0-0 G4-3 ③		0-0 G6-3 ②③ 1-2f		3	1	2	0	1	0	1
37 Brian Shackelford, L (6, 1)										0	0	0	0	0	0	0
34 Robert Stratton, R (8, PH)										1	0	0	0	0	0	2
Ryan Wagner, R (8, 1)										0	0	0	0	0	0	0
15 Dewayne Wise, L (1, 9) OBP: 0.444, SLG: 0.939	0-0 12 G6-4-3 1-2 1B		B 1-0 1-H HR	0-0 L4 ③			0-0 G6-3 12 1B 2B		BBBB 4-0 27 1B BB	4	3	3	2	1	0	2
Felipe Lopez, S (1, 6) OBP: 0.289, SLG: 0.324	CCC 0-3 ①		0-0 12 2B 1B		0-0 12 S 1B		0-0 G6-3 ① 2-3		SSS 0-3 ①	4	1	2	0	0	1	3
70 Earl Snyder, R (7, 5) OBP: 0.304, SLG: 0.381										1	0	0	0	0	1	1
12 Edwin Encarnación, R (1, 5) OBP: 0.548, SLG: 1.158	0-0 G6-4-3 ②③ 1-2f		0-0 2B 1-H		B 1-0 P3 ① 1-2		0-0 1B 3-H 1B		0-0 54 BB 27 1B 1-2 1B	4	0	2	2	0	0	3
Adam Rosales, R (7, PR) OBP: 1.000, SLG: 1.000										1	0	1	0	0	0	0
(7, 6)																
Scott Hatteberg, L (1, 3) OBP: 0.364, SLG: 0.483		0-0 F7 ①	0-0 G3 ③		CCC 0-3 ②		0-0 27 G4-6-3 1-2 1B		SSS 0-3 ②	4	0	1	0	0	1	2
26 Eric Crozier, L (7, 7)										1	0	0	0	0	1	2
27 Chris Denorfia, R (1, 8) OBP: 0.311, SLG: 0.275		0-0 G3 ②	0-0 54 S 54 1B 1B		0-0 F8 ③		0-0 G4-6-3 ②③ 1-2f		0-0 54 BB 1-2 2-H 1B	5	1	2	1	0	0	3
54 Andy Abad, L (1, 7) OBP: 0.441, SLG: 0.429		0-0 G4-3 ③	B 1-0 SH5-4 1-H 1B			0-0 9 FC4-6 1B		SSS 0-3 ① K	BBBB 4-0 1-2 2-3 BB	4	0	2	1	1	0	
(7, 3)																
Dane Sardinha, R (1, 2) OBP: 0.400, SLG: 0.357			0-0 G6-3 ①	0-0 F7 ①	CCC 0-3 ①			0-0 67 1B 2B	CCC 0-3 ③	4	0	1	0	0	1	2
80 Steve Torrealba, R (8, 2) OBP: 0.500, SLG: 0.500										1	0	0	0	0	1	3
Dave Williams, L (1, 1)			0-0 F7 ②	0-0 SH5-4 ② 1-2		0-0 FC4-6 ② 1-2f		0-0 34 G6-3 2-3 1B		1	0	0	0	0	0	0
75 Jake Robbins, R (4, 1)										0	0	0	0	0	0	0
56 Todd Coffey, R (5, 1)										0	0	0	0	0	0	0
9 Jacob Cruz, L (6, PH) OBP: 0.440, SLG: 0.389										1	0	0	0	0	0	1
67 Aaron Herr, R (6, 4) OBP: 0.600, SLG: 0.600										1	0	1	0	0	0	0
Inning Stats	R: 0 E: 0 K: 1 S: 6 H: 2 LOB: 1 BB: 0 P: 6	R: 0 E: 0 K: 0 S: 3 H: 0 LOB: 0 BB: 0 P: 3	R: 3 E: 0 K: 0 S: 7 H: 4 LOB: 1 BB: 0 P: 8	R: 1 E: 0 K: 0 S: 5 H: 2 LOB: 2 BB: 1 P: 10	R: 0 E: 0 K: 1 S: 6 H: 1 LOB: 1 BB: 0 P: 7	R: 0 E: 0 K: 1 S: 6 H: 1 LOB: 1 BB: 0 P: 6	R: 1 E: 0 K: 0 S: 5 H: 3 LOB: 2 BB: 0 P: 5	R: 0 E: 0 K: 1 S: 6 H: 2 LOB: 1 BB: 0 P: 6	R: 1 E: 0 K: 3 S: 11 H: 2 LOB: 3 BB: 2 P: 19	1B: 13 2B: 3 3B: 0 HR: 1	SF: 0 SAC: 1 DP: 3 HBP: 0						

PITCHER		IP	WLS	BF	H	R	ER	SO	BB	IBB	HBP	BLK	WP	HR	S	P	ERA	WHIP
John Thomson, R ERA: 7.71	(1, 1)	5.0	W	24	9	4	4	2	1	0	0	0	0	1	27	34	7.20	2.000
Peter Moylan, R ERA: 4.5	(6, 1)	2.0		9	4	1	1	1	0	0	0	0	0	0	11	11	4.50	2.000
Travis Smith, R ERA: 7.88	(8, 1)	1.0		4	2	0	0	1	0	0	0	0	0	0	6	6	0.00	2.000
Brian O'Connor, L ERA: 6.0	(9, 1)	1.0		7	2	1	1	3	2	0	0	0	0	0	11	19	9.00	4.000

AB	40
R	6
H	17
RBI	6
BB	3
SO	7
LOB	25

BOTTOM

Batter	1	2	3	4	5	6	7	8	9	AB	R	H	RBI	BB	SO	LOB
4 Pete Orr, L (1, 4) OBP: 0.194, SLG: 0.258	SSS 0-3 ① K	0-0 G3-4-1 ②		0-0 10 F8 11 1B 16 2B 1B	0-0 F7 ②		BBBB 4-0 G3-6-1 BB			4	1	1	0	0	1	0
Peter Moylan, R (6, 1)										0	0	0	0	0	0	0
Steve Doetsch, R (7, PH) OBP: 0.375, SLG: 0.167										0	0	0	0	1	0	0
Travis Smith, R (8, 1)										0	0	0	0	0	0	0
Brian O'Connor, L (9, 1)										0	0	0	0	0	0	0
11 Edgar Renteria, R (1, 6) OBP: 0.400, SLG: 0.607	0-0 HR	BBB 4-0 BB		0-0 BB 16 2B 1-2 1B	0-0 FC6-4 1B		0-0 G3-6-1 ②③ 1-2f			2	2	2	1	1	0	0
Elvis Andrus, R (5, 6) OBP: 0.400, SLG: 0.250										2	0	1	0	0	0	1
10 Chipper Jones, S (1, 5) OBP: 0.333, SLG: 0.333	0-0 2B 7 1B 1B	0-0 G6-3 ③		0-0 F8 ① 2-3	0-0 FC6-4 ③ 1-2f			0-0 G5-3 ①		3	1	1	0	0	0	3
Wes Timmons, R (5, 5)										2	0	0	0	0	0	1
Andruw Jones, R (1, 8) OBP: 0.444, SLG: 0.467	0-0 7 1B 1-3 2B		0-0 7 HR 1B	BBBB 4-0 16 2B 7 1B 1-2 BB		0-0 G6-3 ①		0-0 G4-3 ②		2	2	2	0	1	0	0
64 Cesar Crespo, S (5, 8) OBP: 0.132, SLG: 0.108										2	0	0	0	0	0	0
16 Brian McCann, L (1, 2) OBP: 0.286, SLG: 0.269	SSS 0-3 ② K		0-0 G3 ①	0-0 7 1B 1-3 2-H 3-H 2B		0-0 G3 ②		0-0 G4-3 ③		4	1	1	2	0	1	3
70 Clint Sammons, R (7, 2)										1	0	0	0	0	0	0
7 Jeff Francoeur, R (1, 9) OBP: 1.000, SLG: 2.000	0-0 BB 2-3 3-H 1B		0-0 1-H HR	0-0 2-H 3-H 1B		0-0 F7 ③				3	1	3	5	0	0	0
Matt Esquivel, R (5, 9) OBP: 0.100, SLG: 0.400										1	0	0	0	0	0	0
Brian Jordan, R (1, 7) OBP: 0.462, SLG: 0.409	BBBB 4-0 76 FC6-4 1-2 BB		0-0 F9 ②	0-0 76 S 1B			0-0 F8 ①			2	0	1	0	1	0	0
76 Onil Joseph, S (5, 7) OBP: 0.250, SLG: 0.250										1	0	0	0	0	0	0
76 J.J. Jurries, R (1, 3) OBP: 0.500, SLG: 0.767	0-0 FC6-4 ③ 1-2f		0-0 1B	BSSS 1-3 K ③ 1-2			0-0 67 HR 2B			4	1	2	0	0	1	5
John Thomson, R (1, 1)		0-0 L5 ①	CCC 0-3 ③ K		0-0 G4-3 ①		0-0 2-H HR			2	0	0	0	0	1	1
67 Jonathan Schuerholz, R (6, PH) OBP: 0.391, SLG: 0.750										2	1	1	2	0	0	0
(6, 4)																
Inning Stats	R: 2 E: 0 K: 2 S: 11 H: 4 LOB: 3 BB: 1 P: 15	R: 0 E: 0 K: 0 S: 3 H: 0 LOB: 1 BB: 1 P: 7	R: 2 E: 0 K: 1 S: 8 H: 3 LOB: 1 BB: 0 P: 8	R: 4 E: 0 K: 1 S: 9 H: 5 LOB: 1 BB: 1 P: 14	R: 0 E: 0 K: 0 S: 4 H: 1 LOB: 1 BB: 0 P: 4	R: 0 E: 0 K: 0 S: 3 H: 0 LOB: 0 BB: 0 P: 3	R: 2 E: 0 K: 0 S: 4 H: 2 LOB: 0 BB: 1 P: 8	R: 0 E: 0 K: 0 S: 3 H: 0 LOB: 0 BB: 0 P: 3		1B: 9 2B: 3 3B: 0 HR: 3	SF: 0 SAC: 0 DP: 1 HBP: 0						

PITCHER		IP	WLS	BF	H	R	ER	SO	BB	IBB	HBP	BLK	WP	HR	S	P	ERA	WHIP
Dave Williams, L ERA: 9.0	(1, 1)	3.1	L	23	10	8	8	3	3	0	0	0	0	2	26	38	21.60	3.900
75 Jake Robbins, R ERA:	(4, 1)	0.2		3	2	0	0	1	0	0	0	0	0	0	5	6	0.00	3.000
56 Todd Coffey, R ERA: 4.5	(5, 1)	1.0		4	1	0	0	0	0	0	0	0	0	0	4	4	0.00	1.000
37 Brian Shackelford, L ERA: 3.38	(6, 1)	2.0		8	2	2	2	0	1	0	0	0	0	1	7	11	9.00	1.500
Ryan Wagner, R ERA: 3.86	(8, 1)	1.0		3	0	0	0	0	0	0	0	0	0	0	3	3	0.00	0.000

AB	37
R	10
H	15
RBI	10
BB	4
SO	4
LOB	14

TOP

Batter	1	2	3	4	5	6	7	8	9	AB	R	H	RBI	BB	SO	LOB
6 Ryan Freel, R (1, 4) OBP: 0.186, SLG: 0.154	G4-3			G5-3		F8		49 2B 1B	E3 FC6-5 3-H	3	0	0	0	0	0	1
6 Jeff Bannon, R (7, 4) OBP: 0.571, SLG: 0.500										2	1	1	0	0	0	1
Quinton McCracken, S (1, 8) OBP: 0.381, SLG: 0.375	G6-3			G5-3		G3-1		K	FC6-5 1-2 2-3f	5	0	0	0	0	1	4
(7, 7)																
Rich Aurilia, R (1, 5) OBP: 0.333, SLG: 0.500	G6-3			HR			16 FC5-4 27 1B 2B	1-H 2B		3	2	2	1	0	0	0
49 Jesse Gutierrez, R (7, 3) OBP: 0.500, SLG: 0.750										1	0	1	1	0	0	0
Adam Dunn, L (1, 3) OBP: 0.343, SLG: 0.567		G3		K			F8	F8		3	0	0	0	0	1	1
30 Norris Hopper, R (7, 8)										1	0	0	0	0	0	1
Austin Kearns, R (1, 9) OBP: 0.316, SLG: 0.273		K			G5-3		16 FC5-4 BB		27 2B 2B	2	0	0	0	1	1	0
25 David Weathers, R (7, 1)										0	0	0	0	0	0	0
Chris Michalak, L (8, 1)										0	0	0	0	0	0	0
John Purdom, R (9, PH) OBP: 1.000, SLG: 2.000										1	1	1	0	0	0	0
Jason LaRue, R (1, 2) OBP: 0.344, SLG: 0.160		1B			BB		FC5-4 1-2f 2-3		F9	1	0	1	0	1	0	0
Rick White, R (5, 1)										0	0	0	0	0	0	0
Chris Hammond, L (6, 1)										0	0	0	0	0	0	0
16 Frank Menechino, R (7, PH) OBP: 0.250, SLG: 0.167										2	0	0	0	0	0	3
(7, 5)																
27 Brian Buchanan, R (1, 7) OBP: 0.476, SLG: 0.810			G5-3		G6-4-3 1-2f		1B 1-2 3-H	1B	6 E 2B 2-H	4	1	2	2	0	0	1
(7, 9)																
43 Matt Kata, S (1, 6) OBP: 0.200, SLG: 0.207			G6-3			G4-3	L6		P4	4	0	0	0	0	0	3
48 Mike Gosling, L (1, 1)			G4-3			1B		P6	FC6-5 6 E 2-3 1B	0	0	0	0	0	0	0
74 Homer Bailey, R (1, 1)										1	0	0	0	0	0	0
Jason Standridge, R (4, 1)										0	0	0	0	0	0	0
Javier Valentin, S (5, 2) OBP: 0.667, SLG: 0.667										3	0	2	0	0	0	0
Inning Stats	R: 0 E: 0 K: 0 S: 3 H: 0 LOB: 0 BB: 0 P: 3	R: 0 E: 0 K: 1 S: 5 H: 1 LOB: 1 BB: 0 P: 5	R: 0 E: 0 K: 0 S: 3 H: 0 LOB: 0 BB: 0 P: 3	R: 1 E: 0 K: 1 S: 6 H: 1 LOB: 0 BB: 0 P: 6	R: 0 E: 0 K: 0 S: 2 H: 0 LOB: 0 BB: 1 P: 6	R: 0 E: 0 K: 0 S: 4 H: 1 LOB: 1 BB: 0 P: 4	R: 1 E: 0 K: 0 S: 5 H: 2 LOB: 2 BB: 1 P: 9	R: 1 E: 0 K: 1 S: 7 H: 2 LOB: 1 BB: 0 P: 7	R: 2 E: 1 K: 0 S: 7 H: 3 LOB: 2 BB: 0 P: 7	1B: 5 2B: 4 3B: 0 HR: 1 SF: 0 SAC: 0 DP: 1 HBP: 0							

PITCHER		IP	WLS	BF	H	R	ER	SO	BB	IBB	HBP	BLK	WP	HR	S	P	ERA	WHIP
28 Paul Maholm, L ERA: 7.07	(1, 1)	5.0	W	16	2	1	1	2	1	0	0	0	0	1	19	23	1.80	0.600
55 Matt Capps, R ERA: 1.93	(6, 1)	1.0		4	1	0	0	0	0	0	0	0	0	0	4	4	0.00	1.000
71 C.J. Nitkowski, L ERA: 8.1	(7, 1)	1.0		6	2	1	1	0	1	0	0	0	0	0	5	9	9.00	3.000
74 Giovanni Carrara, R ERA: 9.0	(8, 1)	1.0		5	2	1	1	1	0	0	0	0	0	0	7	7	9.00	2.000
Michael Gonzalez, L ERA: 3.6	(9, 1)	1.0		7	3	2	1	0	0	0	0	0	0	0	7	7	9.00	3.000

Cincinnati Reds @ Pittsburgh Pirates
McKechnie Field, Bradenton, FL
Sat Mar 18 2006, 1:05 PM EST
Att. 5,149 - Partly Cloudy - 73 F

livebaseballscorecards.com

AB	36
R	5
H	10
RBI	4
BB	2
SO	3
LOB	15

BOTTOM

Batter	1	2	3	4	5	6	7	8	9	AB	R	H	RBI	BB	SO	LOB
13 Nate McLouth, L (1, 8) OBP: 0.447, SLG: 0.636	2 1B 19 2B HBP		G3-1	F9		F8				3	2	1	1	0	0	1
Nyjer Morgan, L (5, 8)	19 SF 2 1B 1-2 3-H 1B									1	0	0	0	0	0	0
2 Jack Wilson, R (1, 6) OBP: 0.400, SLG: 0.389	19 2B 1-3 1B		G3	F8			P6			4	2	2	0	0	0	1
Brandon Chaves, S (6, 6)	19 SF 1-2 2-3 1B									1	0	0	0	0	0	0
19 José Bautista, R (1, 9) OBP: 0.486, SLG: 0.774	2B 1-3 3-H 2B		K		1B 51 G6-4-3 1B		G4-3			3	2	2	2	0	1	0
(5, 4)																
Nick Theodorou, S (7, 4)	SF 1-2 2-3 3-H									1	0	0	0	0	0	0
Craig Wilson, R (1, 3) OBP: 0.341, SLG: 0.500	1B 2-H 3-H 2B			WP 1B 1B	51 G6-4-3 1B 1-2 1B		51 FC5 1B			4	2	3	2	0	1	3
Adam Boeve, R (7, PH) OBP: 1.000, SLG: 1.000										1	0	1	0	0	0	0
(8, 7)	K															
José Hernández, R (1, 7) OBP: 0.345, SLG: 0.357	2B 2-3 1B			1B WP 11 2B 1-2 1B	51 G6-4-3 1-2 2-3 1B		51 FC5 1-2 1B			3	2	3	2	0	0	0
Jody Gerut, L (5, 9) OBP: 0.414, SLG: 0.333	1-2 2-H 3-H 1B									2	0	2	0	0	0	0
Jose Castillo, R (1, 4) OBP: 0.533, SLG: 0.815	13 2B 11 SF7 1-H 3-H 2B			1-2 13 BB 11 2B 1-3 2-H 1B	G6-4-3 1-2f 2-3 3-H		FC5 1-2 3-2f			3	2	2	3	0	1	2
51 Simon Pond, L (5, 7)										2	0	0	0	0	0	4
(8, 3)	K															
13 J.J. Furmaniak, R (1, 5) OBP: 0.333, SLG: 0.333	28 WP 13 1B 2-3 2B	G3		4-0 11 2B 1-2 BB	L4			K		4	2	1	0	1	1	1
11 Humberto Cota, R (1, 2) OBP: 0.304, SLG: 0.278	SF7 3-H	K		28 G1-3 1-H 2-H 3-H 2B		P4		K		2	0	1	4	0	1	0
78 Carlos Maldonado, R (6, 2) OBP: 0.364, SLG: 0.889										2	0	0	0	0	1	0
28 Paul Maholm, L (1, 1)	2 1B 13 1B 19 SF 2-3 BB	K		G1-3 2-3		L6		K		2	1	0	0	1	1	1
55 Matt Capps, R (6, 1)										0	0	0	0	0	0	0
Octavio Martinez, R (6, PH)										1	0	0	0	0	0	0
71 C.J. Nitkowski, L (7, 1)										0	0	0	0	0	0	0
74 Giovanni Carrara, R (8, 1)										1	0	0	0	0	1	0
Michael Gonzalez, R (9, 1)										0	0	0	0	0	0	0
Inning Stats	R: 10 E: 1 K: 2 S: 17 H: 9 LOB: 2 BB: 1 P: 22	R: 0 E: 0 K: 2 S: 7 H: 0 LOB: 0 BB: 0 P: 7	R: 0 E: 0 K: 1 S: 5 H: 0 LOB: 0 BB: 0 P: 5	R: 4 E: 0 K: 0 S: 9 H: 4 LOB: 1 BB: 1 P: 14	R: 1 E: 0 K: 0 S: 5 H: 3 LOB: 1 BB: 0 P: 5	R: 0 E: 0 K: 0 S: 3 H: 0 LOB: 0 BB: 0 P: 3	R: 0 E: 0 K: 0 S: 5 H: 2 LOB: 2 BB: 0 P: 5	R: 0 E: 0 K: 3 S: 9 H: 0 LOB: 0 BB: 0 P: 9		1B: 13 2B: 5 3B: 0 HR: 1 SF: 2 SAC: 0 DP: 1 HBP: 1							

PITCHER		IP	WLS	BF	H	R	ER	SO	BB	IBB	HBP	BLK	WP	HR	S	P	ERA	WHIP
48 Mike Gosling, L ERA: 16.2	(1, 1)	0.1	L	10	7	9	8	0	1	0	1	0	1	0	8	13	216.00	24.000
74 Homer Bailey, R ERA: 2.45	(1, 1)	2.2		11	2	1	0	5	0	0	0	0	0	0	21	21	0.00	0.750
Jason Standridge, R ERA: 13.5	(4, 1)	1.0		8	4	4	4	0	1	0	0	0	1	0	9	14	36.00	5.000
Rick White, R ERA: 5.06	(5, 1)	1.0		5	3	1	1	0	0	0	0	0	0	0	5	5	9.00	3.000
Chris Hammond, L ERA:	(6, 1)	1.0		3	0	0	0	0	0	0	0	0	0	0	3	3	0.00	0.000

PITCHER		IP	WLS	BF	H	R	ER	SO	BB	IBB	HBP	BLK	WP	HR	S	P	ERA	WHIP
25 David Weathers, R ERA: 9.0	(7, 1)	1.0		5	2	0	0	0	0	0	0	0	0	0	5	5	0.00	2.000
Chris Michalak, L ERA:	(8, 1)	1.0		3	0	0	0	3	0	0	0	0	0	0	9	9	0.00	0.000

AB	40
R	15
H	18
RBI	14
BB	2
SO	8
LOB	13

livebaseballscorecards.com

TOP

Batter	1	2	3	4	5	6	7	8	9	AB	R	H	RBI	BB	SO	LOB
8 Shane Victorino, S (1, 7) OBP: 0.306, SLG: 0.375	G4-3		K		HR (2-H)		F8			4	1	1	2	0	1	0
Abraham Nunez, S (1, 5) OBP: 0.327, SLG: 0.381	P5		G3		1B			G1-3		4	0	1	0	0	0	0
74 Dusty Wathan, R (8, 2)										0	0	0	0	0	0	0
Bobby Abreu, L (1, 9) OBP: 0.556, SLG: 0.778	26 FC6-4 1B			G4-3	G4-3			2B		3	0	1	0	0	0	1
Julio Santana, R (5, 1)										0	0	0	0	0	0	0
27 Chris Coste, R (6, 3) OBP: 0.520, SLG: 0.957										1	0	1	0	0	0	0
26 Chase Utley, L (1, 4) OBP: 0.200, SLG: 0.600	FC6-4 (1-2f)			2B		HR		K		4	1	2	1	0	1	2
55 Clay Condrey, R (8, 1)										0	0	0	0	0	0	0
6 Ryan Howard, L (1, 3) OBP: 0.420, SLG: 0.933		K		K		F7		L8		3	0	0	0	0	2	1
Arthur Rhodes, L (6, 1)										0	0	0	0	0	0	0
45 Tom Gordon, R (7, 1)										0	0	0	0	0	0	0
68 Bobby Scales, S (8, PH) (8, 5)										1	0	0	0	0	0	1
Aaron Rowand, R (1, 8) OBP: 0.289, SLG: 0.316		G1-3		G5-3		K			G5-3	4	0	0	0	0	1	1
Tomas Perez, S (1, 6) OBP: 0.300, SLG: 0.400					G3-1	F9			E (3B)	2	0	1	0	0	0	0
Chris Roberson, S (5, 9) OBP: 0.324, SLG: 0.576		1B								2	1	1	0	0	0	0
Sal Fasano, R (1, 2) OBP: 0.286, SLG: 0.579		K			K		F8		E4 G6-4-3 (3-H)	3	0	0	0	0	2	1
Joe Thurston, L (8, 4) OBP: 0.381, SLG: 0.412										1	0	0	1	0	0	0
21 Jon Lieber, L (1, 1)			G5-3		8 HR (2B)		F7		G6-4-3 (1-2f)	1	0	0	0	0	0	0
Danny Sandoval, S (5, PH) OBP: 0.320, SLG: 0.440 (5, 6)										3	1	1	0	0	0	1

Inning Stats	1	2	3	4	5	6	7	8	9
	R: 0 E: 0 K: 0 S: 4	R: 0 E: 0 K: 2 S: 8	R: 0 E: 0 K: 1 S: 5	R: 0 E: 0 K: 1 S: 6	R: 2 E: 0 K: 1 S: 8	R: 1 E: 0 K: 1 S: 6	R: 0 E: 0 K: 0 S: 3	R: 0 E: 0 K: 1 S: 6	R: 1 E: 1 K: 0 S: 4
	H: 1 LOB: 1 BB: 0 P: 4	H: 1 LOB: 1 BB: 0 P: 8	H: 0 LOB: 0 BB: 0 P: 5	H: 1 LOB: 1 BB: 0 P: 6	H: 3 LOB: 1 BB: 0 P: 8	H: 1 LOB: 0 BB: 0 P: 6	H: 0 LOB: 0 BB: 0 P: 3	H: 1 LOB: 1 BB: 0 P: 6	H: 1 LOB: 0 BB: 0 P: 4

PITCHER	IP	WLS	BF	H	R	ER	SO	BB	IBB	HBP	BLK	WP	HR	S	P	ERA	WHIP
39 Aaron Harang, R (1, 1) ERA:	4.0		15	3	0	0	4	0	0	0	0	0	0	23	23	0.00	0.750
Tommy Phelps, L (5, 1) ERA: 7.2	1.0	W	6	3	2	2	1	0	0	0	0	0	1	8	8	18.00	3.000
Kent Mercker, L (6, 1) ERA: 2.25	1.0	H	4	1	1	1	1	0	0	0	0	0	1	6	6	9.00	1.000
Rick White, R (7, 1) ERA: 4.26	1.0	H	3	0	0	0	0	0	0	0	0	0	0	3	3	0.00	0.000
Chris Hammond, L (8, 1) ERA:	1.0	H	4	1	0	0	1	0	0	0	0	0	0	6	6	0.00	1.000

PITCHER	IP	WLS	BF	H	R	ER	SO	BB	IBB	HBP	BLK	WP	HR	S	P	ERA	WHIP
31 Matt Belisle, R (9, 1) ERA: 2.57	1.0	S	4	1	1	1	0	0	0	0	0	0	0	4	4	9.00	1.000

Philadelphia Phillies @ Cincinnati Reds
Ed Smith Stadium, Sarasota, FL
Sun Mar 19 2006, 1:05 PM EST
Att. 5,617 - Sunny - 79 F

livebaseballscorecards.com

AB	36
R	4
H	9
RBI	4
BB	0
SO	7
LOB	8

BOTTOM

Batter	1	2	3	4	5	6	7	8	9	AB	R	H	RBI	BB	SO	LOB
Tony Womack, L (1, 4) OBP: 0.441, SLG: 0.419	E1 FC1 1B	1-2 G6-4-3 (3-H) 1B			G4-3		F9			3	0	2	1	0	0	0
16 Frank Menechino, R (6, 5) OBP: 0.238, SLG: 0.158										1	0	0	0	0	0	0
Felipe Lopez, S (1, 6) OBP: 0.268, SLG: 0.300	G5-3	G6-4-3 (1-2f)			G3		BB			3	0	0	0	0	0	3
54 Andy Abad, L (6, 3) OBP: 0.457, SLG: 0.429										0	0	0	0	1	0	0
Scott Hatteberg, L (1, 3) OBP: 0.361, SLG: 0.452	FC1 (2-3)		F9		12 2B HBP (BB)		F7			2	0	0	0	1	0	1
43 Matt Kata, S (5, PR) OBP: 0.194, SLG: 0.200 (6, 4)										1	1	0	0	0	0	1
Adam Dunn, L (1, 7) OBP: 0.342, SLG: 0.531	K		K		12 2B (1-2) HBP		G1-3			2	0	0	0	0	2	2
6 Jeff Bannon, R (5, PR) OBP: 0.500, SLG: 0.429 (6, 6)										1	1	0	0	0	0	1
12 Edwin Encarnación, R (1, 5) OBP: 0.533, SLG: 1.122	F8		F8		2B (1-H, 2-H)			15 F9 1B 2B		3	0	1	2	0	0	2
Kent Mercker, L (6, 1)										0	0	0	0	0	0	0
Javier Valentin, S (7, 2) OBP: 0.750, SLG: 1.000										1	1	1	0	0	0	0
15 Dewayne Wise, L (1, 8) OBP: 0.425, SLG: 0.861		3B HBP		K	L8			F9 (2-3)		3	1	0	0	0	1	3
Austin Kearns, R (1, 9) OBP: 0.341, SLG: 0.361		1B 3B (1-H)		FC6-4 1B		K		P3		3	1	2	1	0	1	0
27 Brian Buchanan, R (7, 9) OBP: 0.455, SLG: 0.773										1	0	0	0	0	0	1
Jason LaRue, R (1, 2) OBP: 0.343, SLG: 0.148		1B BB		FC6-4 (1-2f)		L4		1B (3-H)		2	0	0	0	1	0	1
Rick White, R (7, 1)										0	0	0	0	0	0	0
Chris Hammond, L (8, 1)										0	0	0	0	0	0	0
Quinton McCracken, S (8, PH) OBP: 0.395, SLG: 0.390										1	0	1	1	0	0	0
31 Matt Belisle, R (9, 1)										0	0	0	0	0	0	0
39 Aaron Harang, R (1, 1)		K		K		K		G4-3		1	0	0	0	0	1	2
9 Jacob Cruz, L (4, PH) OBP: 0.423, SLG: 0.368										1	0	0	0	0	1	1
Tommy Phelps, L (5, 1)										0	0	0	0	0	0	0
27 Chris Denorfia, R (6, 7) OBP: 0.298, SLG: 0.262										2	0	0	0	0	1	1

Inning Stats	1	2	3	4	5	6	7	8	9
	R: 0 E: 1 K: 1 S: 7	R: 2 E: 0 K: 1 S: 6	R: 0 E: 0 K: 1 S: 5	R: 0 E: 0 K: 2 S: 8	R: 2 E: 0 K: 0 S: 4	R: 0 E: 0 K: 2 S: 7	R: 0 E: 0 K: 0 S: 3	R: 1 E: 0 K: 0 S: 5	
	H: 1 LOB: 2 BB: 0 P: 7	H: 2 LOB: 1 BB: 1 P: 11	H: 0 LOB: 0 BB: 0 P: 5	H: 1 LOB: 1 BB: 0 P: 8	H: 1 LOB: 2 BB: 1 P: 9	H: 0 LOB: 0 BB: 0 P: 7	H: 0 LOB: 1 BB: 1 P: 7	H: 2 LOB: 1 BB: 0 P: 5	

PITCHER	IP	WLS	BF	H	R	ER	SO	BB	IBB	HBP	BLK	WP	HR	S	P	ERA	WHIP
21 Jon Lieber, R (1, 1) ERA: 4.5	4.0		18	4	2	2	5	1	0	1	0	0	0	26	31	4.50	1.250
Julio Santana, R (5, 1) ERA: 4.15	1.0	L	6	1	2	2	0	1	0	1	0	0	0	4	9	18.00	2.000
Arthur Rhodes, L (6, 1) ERA: 1.8	1.0		3	0	0	0	2	0	0	0	0	0	0	7	7	0.00	0.000
45 Tom Gordon, R (7, 1) ERA: 9.0	1.0		4	0	0	0	0	1	0	0	0	0	0	3	7	0.00	1.000
55 Clay Condrey, R (8, 1) ERA: 7.2	1.0		5	2	1	1	0	0	0	0	0	0	0	5	5	9.00	2.000

PITCHER	IP	WLS	BF	H	R	ER	SO	BB	IBB	HBP	BLK	WP	HR	S	P	ERA	WHIP

Philadelphia Phillies @ Cincinnati Reds
Ed Smith Stadium, Sarasota, FL
Sun Mar 19 2006, 1:05 PM EST
Att. 5,617 - Sunny - 79 F

livebaseballscorecards.com

AB	31
R	5
H	7
RBI	5
BB	3
SO	7
LOB	19

1B: 4	SF: 0
2B: 2	SAC: 0
3B: 1	DP: 1
HR: 0	HBP: 2

WP: 0	PA: 36		
PB: 0			
SB: 0			
CS: 0			

Batter	1	2	3	4	5	6	7	8	9	AB	R	H	RBI	BB	SO	LOB
8 Russ Adams, L (1, 6) OBP: 0.270, SLG: 0.371	E4				F8			1B		4	2	2	0	0	0	0
Carlo Cota, R (8, 4)			2B							0	0	0	0	0	0	0
3 Reed Johnson, R (1, 8) OBP: 0.375, SLG: 0.357	SAFE G3-1		E9			F8		68 G4-6-3		4	1	3	2	0	0	0
77 Ben Weber, R (8, 1)	25 SF8									0	0	0	0	0	0	0
45 Lee Gronkiewicz, R (9, 1)	2B		1B					1B		0	0	0	0	0	0	0
Frank Catalanotto, L (1, 7)	G3-1		P5			F8		G4-6-3		3	0	0	0	0	0	2
68 Wayne Lydon, S (6, 7) OBP: 0.500, SLG: 0.552 (8, 8)										1	0	0	0	0	0	2
25 Troy Glaus, R (1, 5) OBP: 0.500, SLG: 0.652	SF8			BB		K			G6-3	1	0	0	1	1	1	0
Justin Speier, R (6, 1)				G4-3						0	0	0	0	0	0	0
51 Mike Mahoney, R (7, 2) OBP: 0.714, SLG: 1.500	3-H			WP						1	0	0	0	0	0	0
Eric Hinske, L (1, 9) OBP: 0.441, SLG: 0.821	K			G4-3					G6-3	2	0	0	0	1	1	1
21 Chad Mottola, R (8, 9) OBP: 0.267, SLG: 0.269				1-3						1	0	0	0	0	0	0
Bengie Molina, R (1, 2) OBP: 0.250, SLG: 0.290		G4-3		G6-3			G4-3		G6-3	3	0	0	0	0	0	2
56 Brian Tallet, L (7, 1)							1-3			0	0	0	0	0	0	0
35 Ron Davenport, L (8, 7) OBP: 0.600, SLG: 1.000										1	0	0	0	0	0	0
43 Kevin Barker, L (1, 3) OBP: 0.319, SLG: 0.477		G3-1		F8			FC3-2 2 S			3	0	0	0	0	0	2
							3-H									
2 Aaron Hill, R (1, 4) OBP: 0.333, SLG: 0.296		P5			G5-3		F9			3	0	0	0	0	0	1
46 Luis Figueroa, S (8, 6) OBP: 0.333, SLG: 0.419							1-2			0	0	0	0	0	0	0
Ted Lilly, L (1, 1)			K		K			L8		2	0	0	0	0	2	0
Scott Dragicevich, R (6, 5)										1	0	0	0	0	0	0
Danny Solano, R (8, 5)										0	0	0	0	0	0	0
Inning Stats	R: 2 E: 2 K: 1 S: 7 H: 1 LOB: 0 BB: 0 P: 7	R: 0 E: 0 K: 0 S: 3 H: 0 LOB: 0 BB: 0 P: 3	R: 1 E: 1 K: 1 S: 6 H: 2 LOB: 1 BB: 0 P: 6	R: 0 E: 0 K: 0 S: 3 H: 0 LOB: 1 BB: 1 P: 8	R: 0 E: 0 K: 1 S: 5 H: 0 LOB: 0 BB: 0 P: 5	R: 0 E: 0 K: 1 S: 5 H: 0 LOB: 0 BB: 0 P: 5	R: 0 E: 0 K: 0 S: 3 H: 0 LOB: 0 BB: 1 P: 9	R: 0 E: 0 K: 1 S: 6 H: 1 LOB: 0 BB: 0 P: 6	R: 0 E: 0 K: 0 S: 4 H: 2 LOB: 1 BB: 0 P: 4	R: 0 E: 0 K: 0 S: 3 H: 0 LOB: 0 BB: 0 P: 3	1B: 3 2B: 2 3B: 0 HR: 0 SF: 1 SAC: 0 DP: 1 HBP: 0	WP: 1 PB: 1 SB: 1 CS: 0 PA: 33					

PITCHER		IP	WLS	BF	H	R	ER	SO	BB	IBB	HBP	BLK	WP	HR	S	P	ERA	WHIP
25 David Weathers, R ERA: 7.0	(1, 1)	2.0		8	1	2	0	1	0	0	0	0	0	0	10	10	0.00	0.500
Ryan Wagner, R ERA: 4.5	(3, 1)	1.0		4	2	1	1	1	0	0	0	0	0	0	6	6	9.00	2.000
37 Brian Shackelford, L ERA: 3.0	(4, 1)	1.0		4	0	0	0	0	1	0	0	0	1	0	3	8	0.00	1.000
Jason Standridge, R ERA: 11.57	(5, 1)	1.0		3	0	0	0	1	0	0	0	0	0	0	5	5	0.00	0.000
Mike Burns, R ERA: 1.69	(6, 1)	2.0		7	0	0	0	1	1	0	0	0	0	0	8	14	0.00	0.500

PITCHER		IP	WLS	BF	H	R	ER	SO	BB	IBB	HBP	BLK	WP	HR	S	P	ERA	WHIP
75 Jake Robbins, R ERA:	(8, 1)	1.0		4	2	0	0	0	0	0	0	0	0	0	4	4	0.00	2.000
56 Todd Coffey, R ERA: 4.0	(9, 1)	1.0	W	3	0	0	0	0	0	0	0	0	0	0	3	3	0.00	0.000

TOP

Toronto Blue Jays @ Cincinnati Reds

Ed Smith Stadium, Sarasota, FL

Mon Mar 20 2006, 1:05 PM EST

Att. 4,258 - Sunny - 81 F

livebaseballscorecards.com

AB	30
R	3
H	5
RBI	3
BB	2
SO	4
LOB	10

BOTTOM

Batter	1	2	3	4	5	6	7	8	9	AB	R	H	RBI	BB	SO	LOB
6 Ryan Freel, R (1, 4) OBP: 0.208, SLG: 0.205	P3	G6-3			1B		G6-3		27 1B 27 1B	5	1	2	1	0	0	2
Felipe Lopez, S (1, 6) OBP: 0.295, SLG: 0.326	12 G3-1 1B		G4-3		1-3 1B		3B		BB 27 1B	3	0	2	0	0	0	0
27 Chris Denorfia, R (6, 8) OBP: 0.327, SLG: 0.341	1B								2-3 1B	2	1	2	0	0	0	0
Ken Griffey Jr., L (1, 8) OBP: 0.333, SLG: 0.333			K		G4-3		K		27 1B	3	0	1	0	0	1	1
Mike Burns, R (6, 1)										0	0	0	0	0	0	0
Dane Sardinha, R (7, PH) OBP: 0.389, SLG: 0.345 (8, 2)	12 G3-1									1	0	0	0	0	1	1
Javier Valentin, S (9, PH) OBP: 0.800, SLG: 1.000	1-2 1B								BB	0	0	0	0	1	0	0
12 Edwin Encarnación, R (1, 5) OBP: 0.521, SLG: 1.068	G3-1		G5-3			2B		9 FC5-4 27 1B	F7	3	0	1	0	0	0	2
16 Frank Menechino, R (6, PR) OBP: 0.261, SLG: 0.150 (7, 5)	1-2 2-3							BB		1	1	0	0	1	0	3
Rich Aurilia, R (1, 3) OBP: 0.324, SLG: 0.500	P1			P6		1B 2B		F7	F7	4	0	1	1	0	0	3
56 Todd Coffey, R (9, 1)						1-H				0	0	0	0	0	0	0
54 Andy Abad, L (9, PH) OBP: 0.444, SLG: 0.414									K	1	0	0	0	0	1	3
Austin Kearns, R (1, 9) OBP: 0.364, SLG: 0.368		G1-6-3 1B		BB		K		9 FC5-4	K	2	0	1	0	1	1	2
27 Brian Buchanan, R (7, 9) OBP: 0.500, SLG: 0.792		1B						1-2	1-2 2-H 3-H 1B	2	0	2	2	0	0	0
Jason LaRue, R (1, 2) OBP: 0.342, SLG: 0.167		K		P2		2-H 1B		FC5-4 15 S		3	0	1	0	0	1	2
75 Jake Robbins, R (8, 1)								1-2f 2-3		0	0	0	0	0	0	0
9 Jacob Cruz, L (8, PH) OBP: 0.407, SLG: 0.350										1	0	0	0	0	0	2
6 Jeff Bannon, R (8, PR) OBP: 0.500, SLG: 0.429 (9, 3)										0	0	0	0	0	0	0
Quinton McCracken, S (1, 7) OBP: 0.400, SLG: 0.395		G1-6-3		F8		K		K		2	0	1	0	0	0	1
15 Dewayne Wise, L (6, PH) OBP: 0.405, SLG: 0.816 (7, 7)		1-2 1B						1-2		2	0	0	0	0	2	3
25 David Weathers, R (1, 1)		G1-6-3			K		F7		6 2B	0	0	0	0	0	0	0
Scott Hatteberg, L (2, PH) OBP: 0.351, SLG: 0.438		1-2 2-3								1	0	0	0	0	0	2
Ryan Wagner, R (3, 1)										0	0	0	0	0	0	0
37 Brian Shackelford, L (4, 1)										0	0	0	0	0	0	0
Jason Standridge, R (5, 1)										0	0	0	0	0	0	0
43 Matt Kata, S (5, PH) OBP: 0.206, SLG: 0.242 (6, 6)										3	1	1	0	0	1	0
Inning Stats	R: 0 E: 0 K: 0 S: 5 H: 2 LOB: 2 BB: 0 P: 5	R: 0 E: 0 K: 1 S: 7 H: 2 LOB: 2 BB: 0 P: 7	R: 0 E: 0 K: 1 S: 5 H: 0 LOB: 0 BB: 0 P: 5	R: 0 E: 0 K: 0 S: 3 H: 0 LOB: 1 BB: 1 P: 7	R: 0 E: 0 K: 1 S: 6 H: 2 LOB: 1 BB: 0 P: 6	R: 1 E: 0 K: 2 S: 9 H: 3 LOB: 1 BB: 0 P: 9	R: 0 E: 0 K: 1 S: 6 H: 1 LOB: 1 BB: 0 P: 6	R: 0 E: 0 K: 1 S: 6 H: 1 LOB: 3 BB: 1 P: 10	R: 3 E: 0 K: 1 S: 8 H: 4 LOB: 2 BB: 1 P: 12	1B: 11 2B: 3 3B: 1 HR: 0 SF: 0 SAC: 0 DP: 0 HBP: 0	WP: 0 PB: 0 SB: 1 CS: 0 PA: 42					

PITCHER		IP	WLS	BF	H	R	ER	SO	BB	IBB	HBP	BLK	WP	HR	S	P	ERA	WHIP
Ted Lilly, L ERA: 3.21	(1, 1)	5.0		21	6	0	0	3	1	0	0	0	0	0	26	30	0.00	1.400
Justin Speier, R ERA: 3.86	(6, 1)	1.0	H	5	3	1	1	2	0	0	0	0	0	0	9	9	9.00	3.000
56 Brian Tallet, L ERA:	(7, 1)	1.0	H	4	1	0	0	1	0	0	0	0	0	0	6	6	0.00	1.000
77 Ben Weber, R ERA: 6.0	(8, 1)	1.0	H	5	1	0	0	1	1	0	0	0	0	0	6	10	0.00	2.000
45 Lee Gronkiewicz, R ERA: 4.05	(9, 1)	0.2	L	7	4	3	3	1	1	0	0	0	0	0	8	12	40.50	7.500

PITCHER	IP	WLS	BF	H	R	ER	SO	BB	IBB	HBP	BLK	WP	HR	S	P	ERA	WHIP

livebaseballscorecards.com

AB	39
R	4
H	15
RBI	4
BB	3
SO	8
LOB	27

Cleveland Indians @ Cincinnati Reds

Ed Smith Stadium, Sarasota, FL

Tue Mar 21 2006, 1:05 PM EST

Att. 6,983 - Sunny - 81 F

TOP

Batter	1	2	3	4	5	6	7	8	9	AB	R	H	RBI	BB	SO	LOB
24 Grady Sizemore, L (1, 8) OBP: 0.487, SLG: 0.848	C S S 0-3 ① K		X 0-0 ① P4		X 0-0 3B	X 0-0 1-H 3-H 3B		S S S 0-3 ③ K		4	0	2	2	0	1	1
Fernando Cabrera, R (6, 1)										0	0	0	0	0	0	0
11 Einar Díaz, R (7, 2) OBP: 0.375, SLG: 0.565										1	0	0	0	0	1	2
Ronnie Belliard, R (1, 4) OBP: 0.500, SLG: 1.600	X 0-0 HR	S S S 0-3 ② K			B B B 4-0 BB	S S S 0-3 ③ K			X 0-0 ① G6-3	2	1	1	1	1	1	1
64 Jose Flores, R (6, PH) OBP: 0.208, SLG: 0.174										2	0	0	0	0	1	1
(6, 4)																
48 Travis Hafner, L (1, 3) OBP: 0.563, SLG: 0.920	X 0-0 ② F9		X 0-0 ③ F9		X 0-0 ③ G4-3		S C S 0-3 ① K		C C C 0-3 ② K	3	0	0	0	0	0	3
Ben Broussard, L (6, 3) OBP: 0.308, SLG: 0.314										2	0	0	0	0	2	0
41 Victor Martinez, S (1, 2) OBP: 0.308, SLG: 0.500	S S S 0-3 ③ K			X 0-0 ① F9		X 0-0 HR	S S S 0-3 ② K		X 0-0 1B	4	1	1	1	0	2	0
32 Danny Graves, R (7, 1)										0	0	0	0	0	0	0
27 Steve Karsay, R (8, 1)										0	0	0	0	0	0	0
25 Ryan Garko, R (9, PH) OBP: 0.426, SLG: 0.405										1	0	1	0	0	0	0
Scott Sauerbeck, R (9, 1)										0	0	0	0	0	0	0
Eduardo Perez, R (1, 9) OBP: 0.308, SLG: 0.250		X 0-0 ① F9		B B B 4-0 BB		X 0-0 FC6-4 1B	X 0-0 ③ P3		X 0-0 ③ G5-3	4	0	1	0	1	0	1
Todd Hollandsworth, L (1, 7) OBP: 0.270, SLG: 0.314		X 0-0 ② P6		X 0-0 ② P5		X 0-0 ① FC6-4 1-2f 2B		X 0-0 ① F9		3	1	0	0	0	0	2
30 Andy Marte, R (6, 5) OBP: 0.368, SLG: 0.571										1	0	0	0	0	0	0
Aaron Boone, R (1, 5) OBP: 0.515, SLG: 0.893		X 0-0 1B		X 0-0 ③ G4-3		X 0-0 15 G6-3 24 3B 1-H 2B		X 0-0 ② G6-3		3	1	2	1	0	0	1
38 Franklin Gutierrez, R (6, 8) OBP: 0.325, SLG: 0.219										1	0	0	0	0	0	0
15 Ramón Vázquez, L (1, 6) OBP: 0.273, SLG: 0.372		X 0-0 ③ P6			S S S 0-3 ① K	X 0-0 ② G6-3 2-3		X 0-0 1B		4	0	1	0	0	1	2
31 Cliff Lee, L (1, 1) OBP: 0.500, SLG: 0.500		X 0-0 1B			S S S 0-3 ② K	B B B 4-0 24 3B BB		X 0-0 1-2 1B		2	0	1	0	0	1	0
Jason Dubois, R (6, PH) OBP: 0.543, SLG: 0.667										1	1	1	0	1	0	0
(6, 7)																
Inning Stats	R: 1 E: 0 K: 2 S: 8 H: 1 LOB: 0 BB: 0 P: 8	R: 0 E: 0 K: 0 S: 4 H: 1 LOB: 1 BB: 0 P: 4	R: 0 E: 0 K: 1 S: 6 H: 1 LOB: 1 BB: 1 P: 6	R: 0 E: 0 K: 0 S: 3 H: 0 LOB: 1 BB: 1 P: 7	R: 0 E: 0 K: 2 S: 8 H: 1 LOB: 2 BB: 1 P: 12	R: 4 E: 0 K: 1 S: 9 H: 4 LOB: 1 BB: 1 P: 13	R: 0 E: 0 K: 2 S: 7 H: 0 LOB: 0 BB: 0 P: 7	R: 0 E: 0 K: 1 S: 7 H: 2 LOB: 2 BB: 0 P: 7	R: 0 E: 0 K: 1 S: 6 H: 1 LOB: 1 BB: 0 P: 6	1B: 6 2B: 1 3B: 2 HR: 2	SF: 0 SAC: 0 DP: 0 HBP: 0					

PITCHER		IP	WLS	BF	H	R	ER	SO	BB	IBB	HBP	BLK	WP	HR	S	P	ERA	WHIP
Brandon Claussen, L ERA: 2.25	(1, 1)	5.0		21	4	1	1	5	2	0	0	0	0	1	29	37	1.80	1.200
75 Jake Robbins, R ERA: 4.15	(6, 1)	1.0	L	8	4	4	4	1	1	0	0	0	0	1	9	13	36.00	5.000
Chris Hammond, L ERA:	(7, 1)	1.0		3	0	0	0	2	0	0	0	0	0	0	7	7	0.00	0.000
Rick White, R ERA: 3.68	(8, 1)	1.0		5	2	0	0	1	0	0	0	0	0	0	7	7	0.00	2.000
Kent Mercker, L ERA: 1.8	(9, 1)	1.0		4	1	0	0	1	0	0	0	0	0	0	6	6	0.00	1.000

livebaseballscorecards.com

AB	38
R	5
H	11
RBI	5
BB	3
SO	10
LOB	14

BOTTOM

Batter	1	2	3	4	5	6	7	8	9	AB	R	H	RBI	BB	SO	LOB
Tony Womack, L (1, 4) OBP: 0.432, SLG: 0.412	X 0-0 ① L9		X 0-0 G4-6-3 1B		X 0-0 ① F7		X 0-0 ② G4-3		X 0-0 ③ G6-3	3	0	1	0	0	0	3
16 Frank Menechino, R (7, 5) OBP: 0.240, SLG: 0.136										2	0	0	0	0	0	0
Felipe Lopez, S (1, 6) OBP: 0.277, SLG: 0.304	X 0-0 ② G6-3		X 0-0 ② ③ G4-6-3 1-2f		X 0-0 ② P3		X 0-0 ③ G6-3			3	0	0	0	0	0	4
9 Jacob Cruz, L (7, 3) OBP: 0.393, SLG: 0.333										1	0	0	0	0	0	0
Ken Griffey Jr., L (1, 8) OBP: 0.333, SLG: 0.333	X 0-0 1B			C C C 0-3 ① K	X 0-0 ③ F7			X 0-0 WP 2B		3	0	1	0	0	1	3
75 Jake Robbins, R (6, 1)										0	0	0	0	0	0	0
27 Brian Buchanan, R (7, 9) OBP: 0.520, SLG: 0.840										1	0	1	0	0	0	0
Adam Dunn, L (1, 7) OBP: 0.366, SLG: 0.559	X 0-0 ③ G4-3			X 0-0 12 G6-3 2B		B B B B 4-0 S 2B BB		C C C 0-3 ① K		2	0	1	0	1	0	1
27 Chris Denorfia, R (6, PR) OBP: 0.320, SLG: 0.333										1	1	0	0	0	1	1
(7, 7)																
12 Edwin Encarnación, R (1, 5) OBP: 0.510, SLG: 1.043		X 0-0 1B G6-4-3 2B		X 0-0 ② G6-3 2-3		X 0-0 ① F7		X 0-0 E6 WP		3	1	1	0	0	0	2
77 Aaron Holbert, R (7, 6) OBP: 0.143, SLG: 0.385										1	0	0	0	0	0	1
Scott Hatteberg, L (1, 3) OBP: 0.350, SLG: 0.429		X 0-0 G6-4-3 2-3 1B		X 0-0 ③ G4-3		B S S S 1-3 ② K 1-2		B C C C 1-3 ② K 1-2 2-3		3	0	1	0	0	1	2
Dane Sardinha, R (7, 2) OBP: 0.378, SLG: 0.333										1	0	0	0	0	1	2
Austin Kearns, R (1, 9) OBP: 0.383, SLG: 0.415	X 0-0 ① ② G6-4-3 1-2f 3-H				X 0-0 1B 1B 1B	X 0-0 2-H 2B		X 0-0 ③ L9		3	0	2	1	0	0	1
43 Matt Kata, S (6, PR)										1	0	0	0	0	0	2
(7, 4)																
Javier Valentin, S (1, 2) OBP: 0.625, SLG: 0.714	X 0-0 ③ G4-3				X 0-0 1B 1-2 1B	X 0-0 ③ G1-3			X 0-0 ① G3-1	3	0	1	0	0	0	2
Chris Hammond, L (7, 1)										0	0	0	0	0	0	0
Rick White, R (8, 1)										0	0	0	0	0	0	0
Kent Mercker, L (9, 1)										0	0	0	0	0	0	0
54 Andy Abad, L (9, PH) OBP: 0.432, SLG: 0.400										1	0	0	0	0	0	0
Brandon Claussen, R (1, 1) OBP: 0.400, SLG: 0.600			S S S 0-3 ① K		X 0-0 1-2 2-3 1B		X 0-0 ① G3-1		X 0-0 ② F7	2	0	1	0	0	1	0
15 Dewayne Wise, L (5, PR) OBP: 0.386, SLG: 0.775										2	0	0	0	0	0	0
(6, 8)																
Inning Stats	R: 0 E: 0 K: 0 S: 4 H: 1 LOB: 1 BB: 0 P: 4	R: 1 E: 0 K: 0 S: 4 H: 2 LOB: 0 BB: 0 P: 4	R: 0 E: 0 K: 1 S: 5 H: 1 LOB: 0 BB: 0 P: 5	R: 0 E: 0 K: 1 S: 6 H: 1 LOB: 1 BB: 0 P: 6	R: 0 E: 0 K: 0 S: 6 H: 3 LOB: 3 BB: 0 P: 6	R: 1 E: 0 K: 1 S: 6 H: 1 LOB: 2 BB: 1 P: 11	R: 0 E: 0 K: 0 S: 3 H: 0 LOB: 0 BB: 0 P: 3	R: 0 E: 1 K: 2 S: 9 H: 1 LOB: 2 BB: 0 P: 10	R: 0 E: 0 K: 0 S: 3 H: 0 LOB: 0 BB: 0 P: 3	1B: 6 2B: 4 3B: 0 HR: 0	SF: 0 SAC: 0 DP: 2 HBP: 0					

PITCHER		IP	WLS	BF	H	R	ER	SO	BB	IBB	HBP	BLK	WP	HR	S	P	ERA	WHIP
31 Cliff Lee, L ERA: 5.5	(1, 1)	5.0	W	21	8	1	1	2	0	0	0	0	0	0	25	25	1.80	1.600
Fernando Cabrera, R ERA: 4.5	(6, 1)	1.0		5	1	1	1	1	1	0	0	0	0	0	6	11	9.00	2.000
32 Danny Graves, R ERA: 2.79	(7, 1)	1.0	H	3	0	0	0	0	0	0	0	0	0	0	3	3	0.00	0.000
27 Steve Karsay, R ERA: 7.2	(8, 1)	1.0	H	5	1	0	0	2	0	0	0	0	1	0	9	10	0.00	1.000
Scott Sauerbeck, L ERA: 6.75	(9, 1)	1.0	S	3	0	0	0	0	0	0	0	0	0	0	3	3	0.00	0.000

livebaseballscorecards.com

AB	36
R	2
H	10
RBI	1
BB	1
SO	5
LOB	24

WP: 1	PA: 41
PB: 0	
SB: 1	
CS: 0	

TOP

Batter	1	2	3	4	5	6	7	8	9	AB	R	H	RBI	BB	SO	LOB
6 Ryan Freel, R (1, 4) OBP: 0.208, SLG: 0.188 30 Norris Hopper, R (9, 7)	G5-3		0-3 K		4-0 15 S BB		P3		G6-3	4 0	0 0	0 0	0 0	1 0	1 0	2 0
15 Dewayne Wise, L (1, 8) OBP: 0.354, SLG: 0.705	G4-3			G3	1-0 G3 1-2 2-3		0-3 K			4	0	0	0	0	1	2
Rich Aurilia, R (1, 6) OBP: 0.293, SLG: 0.447 27 Chris Denorfia, R (8, 9) OBP: 0.320, SLG: 0.333	0-3 K			0-0 F9	1-1 2-1 3-H	0-0 F9		0-0 F7		4 0	0 0	0 0	0 0	0 0	1 0	0 0
9 Jacob Cruz, L (1, 10) OBP: 0.375, SLG: 0.292		0-3 K		4-0 BB		0-0 G5-3		0-0 L4		3	0	0	0	1	1	0
Austin Kearns, R (1, 9) OBP: 0.392, SLG: 0.409 6 Jeff Bannon, R (8, PR) OBP: 0.500, SLG: 0.429 (8, 6)		0-0 G5-3		0-3 K		4-0 E 54 2B BB		0-0 26 FC6-4 1B		3 0	1 0	1 0	0 0	1 0	1 0	1 0
Jason LaRue, R (1, 2) OBP: 0.341, SLG: 0.156 26 David Ross, R (6, 2) OBP: 0.625, SLG: 1.056		0-3 K			1-0 54 HR HBP	0-0 E6 54 2B 1-2		0-0 FC6-4 1-2f		2 1	2 0	0 0	0 0	0 0	1 0	1 1
54 Andy Abad, L (1, 3) OBP: 0.463, SLG: 0.559			0-0 F8		0-0 1-H HR	0-0 1-H 2-H 2B			0-0 16 G5-3 1B	4	1	3	4	0	0	0
16 Frank Menechino, R (1, 5) OBP: 0.241, SLG: 0.120			4-0 BB		0-0 F7	0-0 F9			0-0 G5-3 1-2	3	0	0	0	1	0	2
43 Matt Kata, S (1, 7) OBP: 0.205, SLG: 0.263 (9, 4)			0-0 F9		0-0 15 S 2-1 2B		0-3 K		0-0 F7	4	0	1	0	0	1	2
Inning Stats	R: 0 E: 0 K: 1 S: 5 H: 0 LOB: 0 BB: 0 P: 5	R: 0 E: 0 K: 2 S: 7 H: 0 LOB: 0 BB: 0 P: 7	R: 0 E: 0 K: 1 S: 5 H: 0 LOB: 1 BB: 0 P: 9	R: 0 E: 0 K: 1 S: 5 H: 0 LOB: 1 BB: 1 P: 9	R: 2 E: 0 K: 0 S: 5 H: 2 LOB: 2 BB: 1 P: 12	R: 2 E: 1 K: 0 S: 5 H: 1 LOB: 1 BB: 1 P: 9	R: 0 E: 0 K: 2 S: 7 H: 0 LOB: 0 BB: 0 P: 7	R: 0 E: 0 K: 0 S: 4 H: 1 LOB: 1 BB: 0 P: 4	R: 0 E: 0 K: 0 S: 4 H: 1 LOB: 1 BB: 0 P: 4	1B: 2 2B: 2 3B: 0 HR: 1 SF: 0 SAC: 0 DP: 0 HBP: 1						

PITCHER		IP	WLS	BF	H	R	ER	SO	BB	IBB	HBP	BLK	WP	HR	S	P	ERA	WHIP
30 Scott Baker, R ERA: 3.18	(1, 1)	4.1	L	19	2	2	2	5	3	0	1	0	0	1	25	38	4.15	1.154
37 Dennys Reyes, L ERA:	(5, 1)	1.2		8	1	2	0	0	1	0	0	0	0	0	7	13	0.00	1.200
47 Francisco Liriano, L ERA:	(7, 1)	1.0		3	0	0	0	2	0	0	0	0	0	0	7	7	0.00	0.000
36 Joe Nathan, R ERA: 4.5	(8, 1)	1.0		4	1	0	0	0	0	0	0	0	0	0	4	4	0.00	1.000
54 Matt Guerrier, R ERA: 4.91	(9, 1)	1.0		4	1	0	0	0	0	0	0	0	0	0	4	4	0.00	1.000

PITCHER	IP	WLS	BF	H	R	ER	SO	BB	IBB	HBP	BLK	WP	HR	S	P	ERA	WHIP

Cincinnati Reds @ Minnesota Twins
Hammond Stadium, Fort Myers, FL
Wed Mar 22 2006, 7:05 PM EST
Att. 7,615 - Partly Cloudy - 79 F

livebaseballscorecards.com

BOTTOM

Batter	1	2	3	4	5	6	7	8	9	AB	R	H	RBI	BB	SO	LOB
Shannon Stewart, R (1, 7) OBP: 0.433, SLG: 0.577 11 Josh Rabe, R (7, 7) OBP: 0.357, SLG: 0.538	0-3 K		0-0 1-H 2B			0-0 G4-6-3 1-2f		0-0 1-2 1B		3 1	0 0	1 1	1 0	0 0	1 0	1 0
Luis Castillo, S (1, 4) OBP: 0.548, SLG: 0.417 53 Luis Maza, R (6, PR) OBP: 0.333, SLG: 0.450 (7, 4)	0-3 K			0-0 FC5-4 1B		0-0 1B		0-3 K		3 1	0 0	2 0	0 0	0 0	1 1	0 2
7 Joe Mauer, L (1, 2) OBP: 0.361, SLG: 0.367 51 Shawn Wooten, R (8, 2) OBP: 0.280, SLG: 0.286	G4-3			0-0 P6		0-3 K			4-0 56 FC6-4 BB	3 0	0 0	0 0	0 0	0 1	1 0	2 0
24 Rondell White, R (1, 10) OBP: 0.385, SLG: 0.658 Jason Pridie, L (7, PR) OBP: 0.381, SLG: 0.389 (8, 10)		0-0 F8		0-3 K			0-0 G4-3 1B		0-3 K	3 1	0 0	1 0	0 0	0 0	1 1	1 1
Torii Hunter, R (1, 8) OBP: 0.394, SLG: 0.667 56 Andres Torres, S (8, 8) OBP: 0.227, SLG: 0.273		0-3 K		0-0 FC5-4 1-2f			0-0 G4-3 1-2f		0-0 FC6-4 15 BB DI 1B 1-2f	3 1	0 1	0 0	0 0	0 0	1 0	2 1
33 Justin Morneau, L (1, 3) OBP: 0.478, SLG: 0.737 Jason Hart, R (8, 3) OBP: 0.182, SLG: 0.600		0-3 K			0-0 P5		0-0 G4-3		4-0 15 BB 1B 1-2 BB	3 0	0 1	0 0	0 0	0 1	1 0	1 0
Tony Batista, R (1, 5) OBP: 0.300, SLG: 0.526 15 Glenn Williams, S (9, 5) OBP: 0.304, SLG: 0.364			0-3 K		0-0 G5-3		0-3 K		4-0 1B 1-2 2-3 BB	3 0	0 0	0 0	0 0	0 1	2 0	0 0
20 Lew Ford, R (1, 9) OBP: 0.297, SLG: 0.500 Jason Tyner, L (9, 9) OBP: 0.533, SLG: 0.560			0-0 2B 1B		0-0 P5			0-0 G1-3	0-0 1-2 2-H 3-H 1B	3 1	1 0	1 1	0 2	0 0	0 0	0 0
Jason Bartlett, R (1, 6) OBP: 0.500, SLG: 0.414			0-0 F8			1-0 G4-6-3 HBP		0-0 11 1B 1B	0-3 K	3	0	1	0	0	1	3
Inning Stats	R: 0 E: 0 K: 2 S: 7 H: 0 LOB: 0 BB: 0 P: 7	R: 0 E: 0 K: 2 S: 7 H: 0 LOB: 0 BB: 0 P: 7	R: 1 E: 0 K: 1 S: 6 H: 2 LOB: 1 BB: 0 P: 6	R: 0 E: 0 K: 1 S: 6 H: 1 LOB: 1 BB: 0 P: 6	R: 0 E: 0 K: 0 S: 3 H: 0 LOB: 0 BB: 0 P: 3	R: 0 E: 0 K: 1 S: 5 H: 1 LOB: 1 BB: 0 P: 6	R: 0 E: 0 K: 0 S: 3 H: 1 LOB: 1 BB: 0 P: 3	R: 0 E: 0 K: 2 S: 9 H: 2 LOB: 2 BB: 0 P: 9	R: 2 E: 0 K: 2 S: 8 H: 1 LOB: 1 BB: 3 P: 20	1B: 7 2B: 1 3B: 0 HR: 0 SF: 0 SAC: 0 DP: 2 HBP: 1						

PITCHER		IP	WLS	BF	H	R	ER	SO	BB	IBB	HBP	BLK	WP	HR	S	P	ERA	WHIP
22 Eric Milton, L ERA: 7.94	(1, 1)	5.0	W	17	3	1	1	6	0	0	0	0	0	0	29	29	1.80	0.600
56 Todd Coffey, R ERA: 3.6	(6, 1)	1.0	H	4	1	0	0	1	0	0	1	0	0	0	5	6	0.00	1.000
48 Mike Gosling, L ERA: 14.09	(7, 1)	1.0	H	3	1	0	0	0	0	0	0	0	0	0	3	3	0.00	1.000
31 Matt Belisle, R ERA: 2.25	(8, 1)	1.0	H	5	2	0	0	2	0	0	0	0	0	0	9	9	0.00	2.000
37 Brian Shackelford, L ERA: 4.5	(9, 1)	1.0	S	7	1	2	2	2	3	0	0	0	0	0	8	20	18.00	4.000

PITCHER	IP	WLS	BF	H	R	ER	SO	BB	IBB	HBP	BLK	WP	HR	S	P	ERA	WHIP

livebaseballscorecards.com

AB	32
R	4
H	5
RBI	4
BB	4
SO	7
LOB	11

AB	32
R	3
H	8
RBI	3
BB	3
SO	11
LOB	14

WP: 0 PB: 0 SB: 2 CS: 0 PA: 37

WP: 0 PB: 0 SB: 0 CS: 0 PA: 36

TOP

Batter	1	2	3	4	5	6	7	8	9	AB	R	H	RBI	BB	SO	LOB
Tony Womack, L (1, 4) OBP: 0.425, SLG: 0.486	B1-3	G6-3		2-H HR		SSC K			26 HBP 34 1B	3	1	1	2	0	0	1
43 Matt Kata, S (4, 4) OBP: 0.220, SLG: 0.275									1B	2	0	1	0	0	1	0
Felipe Lopez, S (1, 6) OBP: 0.260, SLG: 0.286	P6		SSC K	G6-3			E1		SST K	3	0	0	0	0	1	0
6 Jeff Bannon, R (4, 6) OBP: 0.400, SLG: 0.333										2	0	0	0	0	1	1
12 Edwin Encarnación, R (1, 5) OBP: 0.500, SLG: 1.000	BBBB S BB	SSS K	SSC K	F7			SSC K		1-2 26 HBP 1B	2	0	0	0	1	1	0
Ryan Wagner, R (4, 1)										0	0	0	0	0	0	0
Rick White, R (5, 1)										0	0	0	0	0	0	0
51 Jung Keun Bong, L (6, 1)										0	0	0	0	0	0	0
9 Jacob Cruz, L (7, PH) OBP: 0.364, SLG: 0.280										1	0	0	0	0	1	1
Justin Germano, R (7, 1)										0	0	0	0	0	0	0
34 Robert Stratton, R (9, PH) OBP: 0.250, SLG: 0.250										1	0	1	0	0	0	0
Adam Dunn, L (1, 7) OBP: 0.372, SLG: 0.543	BSSC 1-2 K		BBB BB		BBBB 26 CS BB		SSS K		X F8	1	0	0	0	1	1	1
15 Dewayne Wise, L (4, 7) OBP: 0.353, SLG: 0.674										2	0	0	0	1	1	3
Scott Hatteberg, L (1, 3) OBP: 0.357, SLG: 0.432		X FC5-4 1B	X P4		B X 1-2 F8		X P4		H 1-2 2-3 54 FC4-6 HBP	2	0	1	0	0	0	1
26 David Ross, R (4, 2) OBP: 0.593, SLG: 0.950										2	0	0	0	0	0	2
Javier Valentin, S (1, 2) OBP: 0.600, SLG: 0.625	1-2f FC5-4 27 1B 27 2B			H 27 1B 27 2B HBP	X 1B			BBBB 27 G4-6-3 BB	X 1-2f FC4-6	1	2	0	0	0	0	1
54 Andy Abad, L (4, 3) OBP: 0.477, SLG: 0.556										2	0	1	0	1	0	3
27 Chris Denorfia, R (1, 8) OBP: 0.333, SLG: 0.347	1-2 27 2B 1B			1-2 27 2B 1B	X F8			X 1-2f G4-6-3		4	2	2	0	0	0	2
27 Brian Buchanan, R (1, 9) OBP: 0.552, SLG: 0.897	1-H 2-H 2B			1-H 2-H HR 2B		X G4-3		X 16 FC6-4 1B		4	1	3	4	0	0	0
Dave Williams, L (1, 1)	SSS K			SSC K		X P5		X 1-2f FC6-4		2	0	0	0	0	2	2
16 Frank Menechino, R (4, 5) OBP: 0.226, SLG: 0.111										2	0	0	0	0	0	1

Cincinnati Reds @ Pittsburgh Pirates
McKechnie Field, Bradenton, FL
Thu Mar 23 2006, 1:05 PM EST
Att. 5,358 - Partly Cloudy - 75 F

livebaseballscorecards.com

AB	36
R	6
H	10
RBI	6
BB	4
SO	9
LOB	19

Inning Stats	1	2	3	4	5	6	7	8	9
	R: 0 E: 0 K: 1 S: 5	R: 2 E: 0 K: 1 S: 8	R: 0 E: 0 K: 2 S: 7	R: 4 E: 0 K: 1 S: 8	R: 0 E: 0 K: 0 S: 3	R: 0 E: 0 K: 1 S: 5	R: 0 E: 1 K: 2 S: 8	R: 0 E: 0 K: 0 S: 3	R: 0 E: 0 K: 1 S: 7
	H: 0 LOB: 1 BB: 1 P: 10	H: 3 LOB: 1 BB: 0 P: 8	H: 0 LOB: 1 BB: 1 P: 11	H: 3 LOB: 0 BB: 0 P: 9	H: 1 LOB: 1 BB: 1 P: 8	H: 0 LOB: 0 BB: 0 P: 5	H: 0 LOB: 1 BB: 0 P: 8	H: 1 LOB: 1 BB: 1 P: 7	H: 2 LOB: 3 BB: 0 P: 8

	1B: 7	SF: 0	WP: 0	PA: 42
	2B: 2	SAC: 0	PB: 0	
	3B: 0	DP: 1	SB: 1	
	HR: 1	HBP: 2	CS: 1	

PITCHER		IP	WLS	BF	H	R	ER	SO	BB	IBB	HBP	BLK	WP	HR	S	P	ERA	WHIP
28 Paul Maholm, L ERA: 8.5	(1, 1)	4.0	L	21	6	6	6	5	2	0	1	0	0	1	28	38	13.50	2.000
74 Giovanni Carrara, R ERA: 6.0	(5, 1)	1.0		4	1	0	0	0	1	0	0	0	0	0	3	8	0.00	2.000
Michael Gonzalez, L ERA: 2.57	(6, 1)	1.0		3	0	0	0	1	0	0	0	0	0	0	5	5	0.00	0.000
27 Terry Adams, R ERA: 5.14	(7, 1)	1.0		4	0	0	0	2	0	0	0	0	0	0	8	8	0.00	0.000
22 Ryan Vogelsong, R ERA: 7.8	(8, 1)	2.0		10	3	0	0	1	1	0	1	0	0	0	10	15	0.00	2.000

BOTTOM

Batter	1	2	3	4	5	6	7	8	9	AB	R	H	RBI	BB	SO	LOB
6 Chris Duffy, L (1, 8) OBP: 0.270, SLG: 0.265	12 E 12 SF7 2B		BBBB BB		X G6-3		SSC K			1	1	1	0	1	0	0
19 José Bautista, R (5, 8) OBP: 0.451, SLG: 0.721										2	0	0	0	0	1	3
2 Jack Wilson, R (1, 6) OBP: 0.357, SLG: 0.346	L4		X F7			X G5-3		X 53 FC1-5 2B		2	0	0	0	0	0	3
13 J.J. Furmaniak, R (5, 6) OBP: 0.344, SLG: 0.500										2	0	1	0	0	0	0
12 Freddy Sanchez, R (1, 5) OBP: 0.375, SLG: 0.481	2 SAFE X 2-H SF7		SSC K			X L9		X FC1-5 66 L1-3 2-3		1	0	0	1	0	1	2
53 Mike Edwards, R (5, 5) OBP: 0.378, SLG: 0.452										2	0	0	0	0	0	1
José Hernández, R (1, 3) OBP: 0.270, SLG: 0.286	SSS K			SSS K		X F8		X L1-3 1-1		1	0	0	0	0	1	0
66 Paul Chiaffredo, R (4, PH) OBP: 0.222, SLG: 0.389										3	0	0	0	0	1	1
(5, 3)																
Jeromy Burnitz, L (1, 9) OBP: 0.304, SLG: 0.696		X G3-1		BBBB 65 G6-4-3 BB			X F8			1	0	0	0	0	0	0
Adam Boeve, R (4, PH) OBP: 0.750, SLG: 0.667										1	0	0	0	1	0	0
(5, 9)																
65 Ray Sadler, R (1, 7) OBP: 0.417, SLG: 0.628		X F9		X 1-2f G6-4-3			X 26 1B 41 G3 1B 1B			3	1	1	0	0	0	1
Jose Castillo, R (1, 4) OBP: 0.514, SLG: 0.742		X F8			BBBB 26 G4-6-3 BB		X 41 G3 26 1B 1-2 1B			1	0	0	0	0	0	0
Dan Schwartzbauer, R (5, 4) OBP: 0.667, SLG: 0.500										1	0	1	0	1	0	0
26 Ronny Paulino, R (1, 2) OBP: 0.500, SLG: 0.500			X 28 SH5-4 2B		X 1-2f G4-6-3		X 41 G3 1-2 2-3 1B			3	0	2	0	0	0	1
Craig Wilson, R (9, 2) OBP: 0.347, SLG: 0.452										0	0	0	0	0	0	0
28 Paul Maholm, L (1, 1)			X 2-3 SH5-4		X 2B		X G3 1-2 2-3 3-H			0	0	0	0	0	0	0
74 Giovanni Carrara, R (5, 1)										0	0	0	0	0	0	0
Jody Gerut, L (5, PH) OBP: 0.441, SLG: 0.393										1	0	1	0	0	0	0
Michael Gonzalez, R (6, 1)										0	0	0	0	0	0	0
27 Terry Adams, R (7, 1)										0	0	0	0	0	0	0
41 Ryan Doumit, S (7, PH) OBP: 0.371, SLG: 0.586										1	0	0	1	0	0	2
22 Ryan Vogelsong, R (8, 1)										0	0	0	0	0	0	0

Cincinnati Reds @ Pittsburgh Pirates
McKechnie Field, Bradenton, FL
Thu Mar 23 2006, 1:05 PM EST
Att. 5,358 - Partly Cloudy - 75 F

livebaseballscorecards.com

AB	26
R	2
H	7
RBI	2
BB	3
SO	4
LOB	14

Inning Stats	1	2	3	4	5	6	7	8	9
	R: 1 E: 1 K: 1 S: 6	R: 0 E: 0 K: 0 S: 3	R: 0 E: 0 K: 1 S: 6	R: 0 E: 0 K: 1 S: 4	R: 0 E: 0 K: 0 S: 3	R: 0 E: 0 K: 0 S: 3	R: 1 E: 0 K: 1 S: 8	R: 0 E: 0 K: 0 S: 3	
	H: 1 LOB: 0 BB: 0 P: 6	H: 0 LOB: 0 BB: 0 P: 3	H: 1 LOB: 2 BB: 1 P: 10	H: 0 LOB: 0 BB: 1 P: 8	H: 1 LOB: 1 BB: 1 P: 7	H: 0 LOB: 0 BB: 0 P: 3	H: 3 LOB: 2 BB: 0 P: 8	H: 1 LOB: 0 BB: 0 P: 3	

	1B: 3	SF: 1	WP: 0	PA: 31
	2B: 5	SAC: 1	PB: 0	
	3B: 0	DP: 3	SB: 1	
	HR: 0	HBP: 0	CS: 0	

PITCHER		IP	WLS	BF	H	R	ER	SO	BB	IBB	HBP	BLK	WP	HR	S	P	ERA	WHIP
Dave Williams, L ERA: 7.2	(1, 1)	3.0	W	12	2	1	0	2	1	0	0	0	0	0	15	19	0.00	1.000
Ryan Wagner, R ERA: 4.0	(4, 1)	1.0		3	0	0	0	1	1	0	0	0	0	0	4	8	0.00	1.000
Rick White, R ERA: 3.24	(5, 1)	1.0		4	1	0	0	0	1	0	0	0	0	0	3	7	0.00	2.000
51 Jung Keun Bong, L ERA:	(6, 1)	1.0		3	0	0	0	0	0	0	0	0	0	0	3	3	0.00	0.000
Justin Germano, R ERA: 4.8	(7, 1)	2.0		9	4	1	1	1	0	0	0	0	0	0	11	11	4.50	2.000

Cincinnati Reds @ Tampa Bay Devil Rays

Progress Energy Park, Home of Al Lang Field, St. Petersburg, FL

Fri Mar 24 2006, 7:05 PM EST

Att. 4,974 - Partly Cloudy - 59 F

livebaseballscorecards.com

TOP

Batter	1	2	3	4	5	6	7	8	9	AB	R	H	RBI	BB	SO	LOB
6 Ryan Freel, R (1, 4) (2, 8) OBP: 0.259, SLG: 0.220	HBP	F9 ①		BB			2B	BB		2	1	1	0	2	0	0
77 Aaron Holbert, R (8, 7) OBP: 0.143, SLG: 0.385										0	0	0	0	0	0	0
15 Dewayne Wise, L (1, 8) OBP: 0.377, SLG: 0.681	BB	F8-4 1B		F8 ②			P4 ①	G6-3 ③		1	1	1	0	1	0	0
54 Andy Abad, L (2, 3) OBP: 0.447, SLG: 0.513										3	0	0	0	0	0	4
Rich Aurilia, R (1, 3) (2, 5) OBP: 0.267, SLG: 0.405	G3 ①	F8-4 ② ③		CS ③	K ①		FC6-2-5-1 ②		26 FC6-4 30 BB 1B	4	0	0	0	0	1	4
6 Jeff Bannon, R (7, PR) (7, 6) OBP: 0.455, SLG: 0.400										1	0	1	0	0	0	0
Javier Valentin, S (1, 10) OBP: 0.467, SLG: 0.462	9 BB E 16 1B 1B		F9 ①		F8 ②		K ③		F8 ①	5	1	1	2	0	1	2
Austin Kearns, R (1, 9) OBP: 0.400, SLG: 0.426	E5 16 1B 9 BB 16 E		F8 2B		F8 ③			26 2B BB	26 FC6-4 BB	3	1	1	0	1	0	1
30 Norris Hopper, R (8, PR) (8, 8) OBP: 0.000, SLG: 0.000										0	1	0	0	1	0	0
Jason LaRue, R (1, 2) OBP: 0.341, SLG: 0.147	F7 ②	F8 ② 2-3				16 F8 9 G3-1 HBP		9 1B 16 E 2B	FC6-4 ② 2-3	2	0	0	0	0	0	3
26 David Ross, R (7, 2) OBP: 0.586, SLG: 0.955										2	1	1	1	0	0	2
9 Jacob Cruz, L (1, 7) OBP: 0.405, SLG: 0.296	16 E BB	BB				G3-1		43 G6-3 16 E 1B	K ③	2	0	1	0	2	0	1
27 Brian Buchanan, R (8, PR) (8, 9) OBP: 0.533, SLG: 0.867										1	0	0	0	0	1	2
16 Frank Menechino, R (1, 5) (2, 4) (7, 5) OBP: 0.229, SLG: 0.129	E5 1B	F8 ③				F8		E5 43 G6-3		4	0	1	1	0	0	4
43 Matt Kata, S (1, 6) (7, 4) OBP: 0.200, SLG: 0.250	G3 ③			B1-3 ①		G3 ③		G6-3 ① ②		4	0	0	0	0	0	5
Inning Stats	R: 4 E: 2 K: 0 S: 9 H: 2 LOB: 2 BB: 2 P: 19	R: 0 E: 0 K: 0 S: 3 H: 1 LOB: 0 BB: 0 P: 3	R: 0 E: 0 K: 0 S: 4 H: 1 LOB: 2 BB: 1 P: 9	R: 0 E: 0 K: 0 S: 3 H: 0 LOB: 0 BB: 1 P: 7	R: 0 E: 0 K: 1 S: 8 H: 0 LOB: 0 BB: 0 P: 11	R: 0 E: 0 K: 0 S: 5 H: 0 LOB: 1 BB: 0 P: 7	R: 0 E: 0 K: 1 S: 9 H: 1 LOB: 1 BB: 0 P: 11	R: 2 E: 1 K: 0 S: 5 H: 2 LOB: 2 BB: 2 P: 13	R: 0 E: 0 K: 1 S: 6 H: 1 LOB: 2 BB: 1 P: 10	1B: 5 2B: 4 3B: 0 HR: 0 SF: 0 SAC: 0 DP: 2 HBP: 2							

PITCHER		IP	WLS	BF	H	R	ER	SO	BB	IBB	HBP	BLK	WP	HR	S	P	ERA	WHIP
37 Seth McClung, R ERA: 1.89	(1, 1)	5.0	L	23	4	4	2	1	4	0	1	0	0	0	27	49	3.60	1.600
Ruddy Lugo, R ERA: 3.24	(6, 1)	2.0		8	1	0	0	1	0	0	1	0	0	0	14	18	0.00	0.500
Chad Harville, R ERA: 10.38	(8, 1)	1.0		7	2	2	2	0	2	0	0	0	0	0	5	13	18.00	4.000
32 Justin Miller, R ERA: 3.0	(9, 1)	1.0		5	1	0	0	1	1	0	0	0	0	0	6	10	0.00	2.000

AB	34
R	6
H	8
RBI	4
BB	7
SO	3
LOB	28

WP: 0 PB: 0 SB: 2 CS: 1 PA: 44

BOTTOM

Batter	1	2	3	4	5	6	7	8	9	AB	R	H	RBI	BB	SO	LOB
Julio Lugo, R (1, 6) OBP: 0.319, SLG: 0.349	G5-3 ①		F8 ③			F9 ②			1B 2B	3	0	0	0	0	0	0
Ty Wigginton, R (8, 4) OBP: 0.368, SLG: 0.471										1	1	1	0	0	0	0
13 Carl Crawford, L (1, 7) OBP: 0.286, SLG: 0.550	P6 ②			IHR		G4-3			31 BB 98 BB 2-H 1B	3	1	1	1	0	0	0
Nick Green, R (7, 7) OBP: 0.297, SLG: 0.444										1	0	1	1	0	0	0
3 Jorge Cantu, R (1, 4) OBP: 0.235, SLG: 0.353	G2-3 ③			31 G6-4-3 1B			F9 ①		31 BB 1-2 BB	3	0	1	0	0	0	0
98 Matthew Maniscalco, R (8, 6)										0	0	0	0	1	0	0
Aubrey Huff, L (1, 5) OBP: 0.462, SLG: 0.676		31 1B 1B		K ①			31 G5-4-3 1B		P5 ②	3	0	2	0	0	1	1
16 Johnny Raburn, S (8, 5)										1	0	0	0	0	0	2
31 Jonny Gomes, R (1, 10) OBP: 0.435, SLG: 0.634		G5-4-3 1-2 1B		G6-4-3 ② ③ 1-2f			G5-4-3 ② ③ 1-2f		1-2 2-3 BB	3	0	1	0	1	0	2
Travis Lee, L (1, 3) OBP: 0.304, SLG: 0.533	K ①				K ①			F7 ①	F7 ③	3	0	0	0	0	2	2
17 Kevin Cash, R (9, 2) OBP: 0.467, SLG: 0.643										1	0	0	0	0	0	3
Damon Hollins, R (1, 9) OBP: 0.354, SLG: 0.395		G5-4-3 ② ③ 1-2f			L8 ②			K ②		3	0	0	0	0	1	2
(9, 3)										3	0	0	0	0	0	2
8 Josh Paul, R (1, 2) OBP: 0.400, SLG: 0.538			F7 ①		F8 ③			G6-3 ③		3	0	0	0	0	0	0
20 Shaun Cumberland, L (9, 9) OBP: 0.333, SLG: 0.667										0	0	0	0	0	0	0
Joey Gathright, L (1, 8) OBP: 0.340, SLG: 0.311			F8 ②			G6-3 ①			G1-3 ①	2	0	0	0	0	0	0
10 Luis Ordaz, R (7, 8) OBP: 0.270, SLG: 0.405										1	0	0	0	0	0	0
Inning Stats	R: 0 E: 0 K: 0 S: 3 H: 0 LOB: 0 BB: 0 P: 3	R: 0 E: 0 K: 1 S: 6 H: 2 LOB: 1 BB: 0 P: 6	R: 0 E: 0 K: 0 S: 5 H: 0 LOB: 0 BB: 0 P: 9	R: 1 E: 0 K: 1 S: 6 H: 2 LOB: 0 BB: 0 P: 6	R: 0 E: 0 K: 1 S: 5 H: 0 LOB: 0 BB: 0 P: 5	R: 0 E: 0 K: 0 S: 7 H: 0 LOB: 0 BB: 0 P: 10	R: 0 E: 0 K: 0 S: 3 H: 1 LOB: 0 BB: 0 P: 3	R: 0 E: 0 K: 1 S: 5 H: 0 LOB: 0 BB: 0 P: 5	R: 1 E: 0 K: 0 S: 5 H: 2 LOB: 3 BB: 2 P: 13	1B: 5 2B: 1 3B: 0 HR: 1 SF: 0 SAC: 0 DP: 3 HBP: 0							

PITCHER		IP	WLS	BF	H	R	ER	SO	BB	IBB	HBP	BLK	WP	HR	S	P	ERA	WHIP
39 Aaron Harang, R ERA: 0.64	(1, 1)	6.0	W	20	4	1	1	3	0	0	0	0	0	0	32	39	1.50	0.667
Mike Burns, R ERA: 1.54	(7, 1)	1.0	H	3	1	0	0	0	0	0	0	0	0	0	3	3	0.00	1.000
56 Todd Coffey, R ERA: 3.27	(8, 1)	1.0		3	0	0	0	1	0	0	0	0	0	0	5	5	0.00	0.000
31 Matt Belisle, R ERA: 3.0	(9, 1)	1.0		7	2	1	1	0	2	0	0	0	0	0	5	13	9.00	4.000

AB	31
R	2
H	7
RBI	2
BB	2
SO	4
LOB	12

WP: 0 PB: 0 SB: 0 CS: 0 PA: 33

Minnesota Twins @ Cincinnati Reds

Ed Smith Stadium, Sarasota, FL

Sat Mar 25 2006, 1:05 PM EST

Att. 5,498 - Sunny - 63 F

livebaseballscorecards.com

TOP

Batter	1	2	3	4	5	6	7	8	9	AB	R	H	RBI	BB	SO	LOB
Jason Tyner, L (1, 8) OBP: 0.474, SLG: 0.485	P6		G4-3	G3		L6		FC5-4 2-3 1B		5	0	1	0	0	0	0
38 Luis Antonio Rodriguez, S (7, 4) OBP: 0.392, SLG: 0.356 Matt Tolbert, S (7, PH) (7, 4)	16 2B 33 1B 1B		BBBB 4-0 16 BB 15 HR BB	G1-4-3			BBBB 4-0 16 2B SF7 BB	FC5-4 1-2f 3-H		2 1	2 1	1 0	0 1	1 1	0 0	0 2
16 Jason Kubel, L (1, 9) OBP: 0.327, SLG: 0.349 Ryan Glynn, R (8, 1)	33 1B 1-3 2B		BBBB 4-0 15 HR 1-2 BB		G1-3		SF7 1-3 2B	F8		4 0	1 0	2 0	0 0	1 0	0 0	2 0
33 Justin Morneau, L (1, 3) OBP: 0.483, SLG: 0.667 Jason Hart, R (6, 3) OBP: 0.160, SLG: 0.545	2-3 3-H 1B		P6		E4 15 2B		SF7 2-3 3-H		SSS K	3 1	1 0	1 0	1 1	0 0	0 1	2 0
15 Glenn Williams, S (1, 5) OBP: 0.346, SLG: 0.560 Terry Tiffee, S (6, 5) OBP: 0.362, SLG: 0.553	SSC K		1-H 2-H HR		11 F9 1-H 2B		G4-3		G3-1	3 2	1 0	2 0	4 0	0 0	1 0	2 1
11 Josh Rabe, R (1, 7) OBP: 0.382, SLG: 0.548	P5		1B 2B	F9 2-3			SSS K		51 S 1B	5 0	1 0	2 0	0 0	0 0	1 0	4 0
Rob Bowen, S (1, 2) OBP: 0.357, SLG: 0.308 51 Shawn Wooten, R (6, 2) OBP: 0.267, SLG: 0.385	SSS K		FC6-4 2-H 1B	G4-3				F7 1-2	G5-3 1-2	3 2	0 0	1 0	1 0	0 0	1 0	1 1
Jason Bartlett, R (1, 6) OBP: 0.500, SLG: 0.441 Jason Pridie, L (8, PR) OBP: 0.364, SLG: 0.368 (8, 9)	F9		FC6-4 1-2f			BBBB 4-0 CS BB		53 2B 2B		3 0	0 1	1 0	0 0	1 0	0 0	1 0
47 Francisco Liriano, L (1, 1) 56 Andres Torres, S (4, PH) OBP: 0.250, SLG: 0.259 54 Matt Guerrier, R (4, 1) Steve Tolleson, R (6, PH) 19 Darrell May, L (6, 1) 53 Luis Maza, R (8, PH) OBP: 0.391, SLG: 0.545 (8, 6)	SSS K			B4		SSS K 1-2		1B FC5-4 2-H 2B		1 1 0 1 0 0	0 0 0 0 0 0	0 0 0 0 0 0	0 0 0 0 0 0	1 0 0 1 0 1	0 0 0 0 0 0	0 0 0 1 0 1
Inning Stats	R: 1 E: 0 K: 1 S: 8 H: 3 LOB: 2 BB: 0 P: 8	R: 0 E: 0 K: 2 S: 7 H: 0 LOB: 0 BB: 0 P: 7	R: 4 E: 0 K: 0 S: 6 H: 3 LOB: 1 BB: 2 P: 14	R: 0 E: 0 K: 0 S: 3 H: 0 LOB: 0 BB: 0 P: 3	R: 1 E: 1 K: 0 S: 5 H: 1 LOB: 1 BB: 0 P: 5	R: 0 E: 0 K: 1 S: 4 H: 0 LOB: 0 BB: 1 P: 8	R: 1 E: 0 K: 1 S: 6 H: 1 LOB: 1 BB: 1 P: 10	R: 2 E: 0 K: 0 S: 6 H: 3 LOB: 2 BB: 0 P: 6	R: 0 E: 0 K: 1 S: 7 H: 1 LOB: 1 BB: 0 P: 7	1B: 5 2B: 7 3B: 0 HR: 1 SF: 1 SAC: 0 DP: 1 HBP: 0						WP: 0 PB: 0 SB: 1 CS: 1 PA: 43	

PITCHER		IP	WLS	BF	H	R	ER	SO	BB	IBB	HBP	BLK	WP	HR	S	P	ERA	WHIP
61 Bronson Arroyo, R ERA: 9.72	(1, 1)	5.0		25	7	6	5	3	2	0	0	0	0	1	29	37	9.00	1.800
25 David Weathers, R ERA: 6.3	(6, 1)	1.0		3	0	0	0	1	1	0	0	0	0	0	4	8	0.00	1.000
Kent Mercker, L ERA: 3.0	(7, 1)	1.0		5	1	1	1	1	1	0	0	0	0	0	6	10	9.00	2.000
Chris Hammond, L ERA: 1.8	(8, 1)	1.0	W	6	3	2	2	0	0	0	0	0	0	0	6	6	18.00	3.000
Ryan Wagner, R ERA: 3.6	(9, 1)	1.0	S	4	1	0	0	1	0	0	0	0	0	0	7	7	0.00	1.000

BOTTOM

Batter	1	2	3	4	5	6	7	8	9	AB	R	H	RBI	BB	SO	LOB
Tony Womack, L (1, 4) OBP: 0.432, SLG: 0.475 77 Aaron Holbert, R (8, 6) OBP: 0.143, SLG: 0.385 9 Jacob Cruz, L (8, PH) OBP: 0.395, SLG: 0.286 Ryan Wagner, R (9, 1)	BBBB 4-0 G6-3 1B 12 2B BB		G6-3		F7		S 2-H 1B	BBBB 4-0 L7		3 0 1 0	1 0 0 0	1 0 0 0	1 0 0 0	1 0 0 0	0 0 0 0	0 0 3 0
Felipe Lopez, S (1, 6) OBP: 0.278, SLG: 0.302 Chris Hammond, L (8, 1) 54 Andy Abad, L (8, PH) OBP: 0.458, SLG: 0.513 (9, 9)	12 2B G6-3 1-2 1B		G3 PB 1B		F8		F7	BBBB 4-0 1B 1-2 2-3 3-H BB		4 0 0	1 0 0	2 0 0	0 0 1	0 0 1	0 0 0	1 0 0
Ken Griffey Jr., L (1, 8) OBP: 0.364, SLG: 0.636	G6-3 1-2 2-3		SX G3 1-3			X HR	SX P4 1-2	16 FC6-4 1-2 2-H 3-H 1B		5	1	2	3	0	0	4
12 Edwin Encarnación, R (1, 5) OBP: 0.500, SLG: 0.981 16 Frank Menechino, R (8, PR) OBP: 0.222, SLG: 0.125 (9, 5)	G3-1 2-H 3-H 2B		SSS K			P4	HR BB FC6-4			3 1	0 1	1 0	2 0	1 0	1 0	1 2
Adam Dunn, L (1, 7) OBP: 0.383, SLG: 0.692	G3-1 2-3			L3		HR	HR 1-H	HR		4	2	2	3	0	0	1
Rich Aurilia, R (1, 3) OBP: 0.255, SLG: 0.386 Scott Hatteberg, L (5, 3) OBP: 0.386, SLG: 0.462	G4-3			SSS K		G4-6-3 1B		1B 6 1B 54 BB 1B		2 2	0 1	0 2	0 0	1 0	1 0	1 0
Austin Kearns, R (1, 9) OBP: 0.379, SLG: 0.400 Kent Mercker, L (7, 1) 43 Matt Kata, S (8, 4) OBP: 0.196, SLG: 0.244 (9, 6)	SSS K			F8		1-2f	SSS K	SSS K		3 0 1	0 0 0	0 0 0	0 0 0	1 0 1	1 0 1	1 0 1
Jason LaRue, R (1, 2) OBP: 0.348, SLG: 0.250 25 David Weathers, R (6, 1) 6 Ryan Freel, R (7, 9) OBP: 0.267, SLG: 0.231 (9, 4)	G5-3				HR		SSS K	54 BB 1B 1-2 1B		2 0 2	1 0 1	1 0 1	1 0 0	0 0 1	0 0 0	0 0 0
61 Bronson Arroyo, R (1, 1) Javier Valentin, S (5, PH) OBP: 0.500, SLG: 0.563 (6, 2)	G5-3				G4-3		1B 2B	54 BB 1-2 2-3 1B		1 3	0 2	0 2	0 0	0 0	0 0	0 0
Inning Stats	R: 2 E: 0 K: 0 S: 5 H: 2 LOB: 1 BB: 1 P: 9	R: 0 E: 0 K: 1 S: 5 H: 0 LOB: 0 BB: 0 P: 5	R: 0 E: 0 K: 1 S: 7 H: 1 LOB: 1 BB: 0 P: 7	R: 0 E: 0 K: 1 S: 5 H: 0 LOB: 0 BB: 0 P: 5	R: 1 E: 0 K: 0 S: 4 H: 1 LOB: 0 BB: 0 P: 4	R: 2 E: 0 K: 0 S: 5 H: 3 LOB: 0 BB: 0 P: 5	R: 1 E: 0 K: 1 S: 8 H: 2 LOB: 1 BB: 0 P: 8	R: 5 E: 0 K: 1 S: 9 H: 5 LOB: 2 BB: 2 P: 21		1B: 8 2B: 2 3B: 0 HR: 4 SF: 0 SAC: 0 DP: 1 HBP: 0						WP: 0 PB: 1 SB: 1 CS: 0 PA: 40	

PITCHER		IP	WLS	BF	H	R	ER	SO	BB	IBB	HBP	BLK	WP	HR	S	P	ERA	WHIP
47 Francisco Liriano, L ERA: 4.5	(1, 1)	3.0		13	3	2	2	2	1	0	0	0	0	0	17	21	6.00	1.333
54 Matt Guerrier, R ERA: 4.85	(4, 1)	2.0		7	1	1	1	1	0	0	0	0	0	1	9	9	4.50	0.500
19 Darrell May, L ERA: 7.71	(6, 1)	2.0	H	10	5	3	3	1	0	0	0	0	0	2	13	13	13.50	2.500
Ryan Glynn, R ERA: 15.0	(8, 1)	1.0	L	10	5	5	5	1	2	0	0	0	0	1	9	21	45.00	7.000

Cincinnati Reds @ Cleveland Indians

Chain of Lakes Park, Winter Haven, FL

Sun Mar 26 2006, 1:05 PM EST

Att. 6,472 - Sunny - 64 F

livebaseballscorecards.com

TOP

Batter	1	2	3	4	5	6	7	8	9	AB	R	H	RBI	BB	SO	LOB
6 Ryan Freel, R (1, 8) OBP: 0.250, SLG: 0.214 54 Andy Abad, L (6, 3) OBP: 0.449, SLG: 0.500	G6-3		F9	F9		K		L3 1-1		4 1	0 0	0 0	0 0	0 0	1 0	5 2
Tony Womack, L (1, 4) OBP: 0.426, SLG: 0.465 16 Frank Menechino, R (5, 4) OBP: 0.211, SLG: 0.118	G4-3		2-3 1B		K	P2			F8	3 2	0 0	1 0	0 0	0 0	1 0	0 3
Felipe Lopez, S (1, 6) OBP: 0.281, SLG: 0.304 6 Jeff Bannon, R (5, 6) OBP: 0.462, SLG: 0.417	12 PO 1B		G4-3		G4-3		30 FC6-4 1B		F8	3 2	0 0	1 1	0 0	0 0	0 0	2 0
12 Edwin Encarnación, R (1, 5) OBP: 0.475, SLG: 0.927 43 Matt Kata, S (5, 5) OBP: 0.188, SLG: 0.234	1 SAFE PO 1-2	P4		G5-3	K		F8		K	3 2	0 0	0 0	0 0	0 0	1 1	0 1
Scott Hatteberg, L (1, 3) OBP: 0.383, SLG: 0.439 77 Aaron Holbert, R (6, PR) OBP: 0.133, SLG: 0.357 (6, 7)		G1-3		L4		4-0 26 FC5-4 HBP 27 1B BB			P3	2 1	0 1	0 0	0 0	1 0	0 0	0 1
Austin Kearns, R (1, 9) OBP: 0.410, SLG: 0.471 30 Norris Hopper, R (6, PR) (6, 8)		1-0 HBP		0-0 HR		1-0 26 FC5-4 1-2 HBP		FC6-4 1-2f		1 1	1 0	1 0	1 0	0 0	0 0	0 1
Javier Valentin, S (1, 2) OBP: 0.500, SLG: 0.556 26 David Ross, R (5, 2) OBP: 0.581, SLG: 0.917		K	27 2B 1B			FC5-4 WP 27 1B 1-2f 2-3		27 1B 1B	F8	2 2	1 0	1 1	0 0	0 0	1 0	1 2
27 Brian Buchanan, R (1, 7) OBP: 0.588, SLG: 0.941 (6, 9)			1B 2B	1-H 1B 2B		WP 1-2 3-H 1B		54 L3 1-2 1B		4	1	4	2	0	0	0
Quinton McCracken, S (1, 10) OBP: 0.408, SLG: 0.391		F8		2-H 1B		1-2 2-3 BB		K		3	0	1	1	1	1	3
Inning Stats	R: 0 E: 0 K: 0 S: 3 H: 1 LOB: 0 BB: 0 P: 3	R: 0 E: 0 K: 1 S: 7 H: 0 LOB: 1 BB: 0 P: 8	R: 0 E: 0 K: 0 S: 5 H: 2 LOB: 2 BB: 0 P: 5	R: 3 E: 0 K: 0 S: 7 H: 4 LOB: 1 BB: 0 P: 7	R: 0 E: 0 K: 2 S: 7 H: 0 LOB: 0 BB: 0 P: 7	R: 1 E: 0 K: 1 S: 7 H: 1 LOB: 3 BB: 2 P: 16	R: 0 E: 0 K: 0 S: 4 H: 1 LOB: 1 BB: 0 P: 4	R: 0 E: 0 K: 1 S: 6 H: 2 LOB: 1 BB: 0 P: 6	R: 0 E: 0 K: 1 S: 5 H: 0 LOB: 0 BB: 0 P: 5	1B: 8 2B: 3 3B: 0 HR: 1 SF: 0 SAC: 0 DP: 1 HBP: 2						

PITCHER		IP	WLS	BF	H	R	ER	SO	BB	IBB	HBP	BLK	WP	HR	S	P	ERA	WHIP
Jason Davis, R ERA: 3.31	(1, 1)	2.0	W	7	1	0	0	1	0	0	1	0	0	0	10	11	0.00	0.500
27 Steve Karsay, R ERA: 5.54	(3, 1)	1.0		5	2	0	0	0	0	0	0	0	0	0	5	5	0.00	2.000
32 Danny Graves, R ERA: 4.26	(4, 1)	1.0		7	4	3	3	0	0	0	0	0	0	1	7	7	27.00	4.000
59 Matt Miller, R ERA: 4.5	(5, 1)	2.0		10	1	1	1	3	2	0	1	0	1	0	14	23	4.50	1.500
Bob Wickman, R ERA: 3.86	(7, 1)	1.0	H	4	1	0	0	0	0	0	0	0	0	0	4	4	0.00	1.000
Guillermo Mota, R ERA: 3.0	(8, 1)	1.0		4	2	0	0	1	0	0	0	0	0	0	6	6	0.00	2.000
Scott Sauerbeck, L ERA: 5.4	(9, 1)	1.0		3	0	0	0	1	0	0	0	0	0	0	5	5	0.00	0.000

AB	36
R	4
H	11
RBI	4
BB	2
SO	6
LOB	21

WP: 1 PA: 41
PB: 0
SB: 0
CS: 0

BOTTOM

Batter	1	2	3	4	5	6	7	8	9	AB	R	H	RBI	BB	SO	LOB
24 Grady Sizemore, L (1, 8) OBP: 0.439, SLG: 0.720 Jonathan Van Every, L (8, 7)	K	S SF7 2-H 3-H 2B		48 1B 1B		G3-6-1 1-2f	1-H 3B			5 0	1 0	3 0	3 0	0 0	1 0	1 0
Jason Michaels, R (1, 7) OBP: 0.370, SLG: 0.489 (8, 8)	2 BB 1B BB	SF7 2-H		F9		2 E 1B	G6-3			3	1	1	1	1	0	2
2 Jhonny Peralta, R (1, 6) OBP: 0.340, SLG: 0.432 Ivan Ochoa, R (6, PR) (7, 6)	1B 1-2 BB	K		K		1-3 BB		K		2 1	0 0	0 0	0 0	2 0	2 1	1 0
48 Travis Hafner, L (1, 10) OBP: 0.565, SLG: 0.882	K		HR	1-3 1B		K		L7		5	1	2	1	0	2	4
Eduardo Perez, R (1, 3) OBP: 0.308, SLG: 0.375	1-3 2-H 1B		K2-3	F8			E5 2B 2B	15 WP 1B 1B		5	1	2	1	0	1	2
Casey Blake, R (1, 9) OBP: 0.431, SLG: 0.577 Jason Dubois, R (6, 9) OBP: 0.558, SLG: 0.707	P3		1B 2B		K		1-3 2B 2B	15 WP 1-2 1B		3 2	1 1	1 2	0 0	0 0	1 0	2 0
15 Ramón Vázquez, L (1, 5) OBP: 0.276, SLG: 0.327		11 E 11 E 24 2B 1B	K		G1-3		G4-3 1-2 2-3			5	1	1	0	0	1	5
Brandon Phillips, R (1, 4) OBP: 0.378, SLG: 0.559 Eider Torres, S (6, 4) OBP: 0.400, SLG: 0.500	K		11 FC5-4 2-H 1B		G4-3		11 CS 2-H 3-H 2B			3 1	0 0	1 1	1 2	0 0	1 0	1 0
11 Einar Díaz, R (1, 2) OBP: 0.429, SLG: 0.563	E5 24 2B 1-3		FC5-4 1-2f			24 G3-6-1 1B		24 3B 2-3 BB		3	2	1	0	1	0	2
Inning Stats	R: 1 E: 0 K: 2 S: 8 H: 1 LOB: 2 BB: 2 P: 16	R: 3 E: 1 K: 2 S: 10 H: 2 LOB: 0 BB: 0 P: 12	R: 2 E: 0 K: 2 S: 10 H: 3 LOB: 2 BB: 0 P: 10	R: 0 E: 0 K: 1 S: 7 H: 2 LOB: 2 BB: 0 P: 7	R: 0 E: 0 K: 1 S: 5 H: 0 LOB: 0 BB: 0 P: 5	R: 0 E: 0 K: 1 S: 6 H: 2 LOB: 2 BB: 1 P: 10	R: 3 E: 1 K: 0 S: 6 H: 3 LOB: 1 BB: 1 P: 10	R: 0 E: 0 K: 1 S: 7 H: 2 LOB: 2 BB: 0 P: 8	R: 0 E: 0 K: 1 S: 5 H: 0 LOB: 0 BB: 0 P: 5	1B: 9 2B: 4 3B: 1 HR: 1 SF: 1 SAC: 0 DP: 1 HBP: 0						

PITCHER		IP	WLS	BF	H	R	ER	SO	BB	IBB	HBP	BLK	WP	HR	S	P	ERA	WHIP
Brandon Claussen, L ERA: 3.6	(1, 1)	4.0	L	23	8	6	4	7	2	0	0	0	0	1	35	45	9.00	2.500
56 Todd Coffey, R ERA: 3.0	(5, 1)	1.0		3	0	0	0	1	0	0	0	0	0	0	5	5	0.00	0.000
37 Brian Shackelford, L ERA: 4.09	(6, 1)	1.0		5	2	0	0	1	1	0	0	0	0	0	6	10	0.00	3.000
75 Jake Robbins, R ERA: 4.66	(7, 1)	1.0		7	3	3	1	0	1	0	0	0	0	0	6	10	9.00	4.000
31 Matt Belisle, R ERA: 2.7	(8, 1)	1.0		5	2	0	0	1	0	0	0	0	1	0	7	8	0.00	2.000

AB	38
R	9
H	15
RBI	9
BB	4
SO	10
LOB	20

WP: 1 PA: 43
PB: 0
SB: 1
CS: 1

Batter	1	2	3	4	5	6	7	8	9	AB	R	H	RBI	BB	SO	LOB
6 Chris Duffy, L (1, 8) OBP: 0.314, SLG: 0.383	G5-3	K		K			12 G5-3 2-3 1B		12 G5-4-3 1B	5	0	2	0	0	2	4
12 Freddy Sanchez, R (1, 4) (7, 6) OBP: 0.318, SLG: 0.385	F8		F9		F9		G5-3 1-2 3-H		G5-4-3 1-2f	5	0	0	1	0	0	2
Sean Casey, L (1, 3) OBP: 0.417, SLG: 0.485	G5-3		F9		G3-1		K			3	0	0	0	0	0	0
19 José Bautista, R (6, 5) OBP: 0.426, SLG: 0.712										1	0	0	0	0	1	1
Craig Wilson, R (1, 7) (6, 3) OBP: 0.373, SLG: 0.620		K	HR		F9			K		4	1	1	1	0	2	0
Joe Randa, R (1, 5) OBP: 0.314, SLG: 0.594		HR BB	P3		K			22 E 26 WP 1B		2	1	0	0	1	1	0
53 Mike Edwards, R (6, 7) OBP: 0.364, SLG: 0.421										1	0	1	0	0	0	0
Jeromy Burnitz, L (1, 9) OBP: 0.241, SLG: 0.552		F7		G3		F7		G5-3 22 E 1-3 1B		3	0	0	0	0	0	1
71 C.J. Nitkowski, L (6, 1)										0	0	0	0	0	0	0
16 Salomon Torres, R (6, 1)										0	0	0	0	0	0	0
26 Ronny Paulino, R (7, 2) OBP: 0.500, SLG: 0.500										1	0	1	0	0	0	0
José Hernández, R (1, 6) OBP: 0.333, SLG: 0.436						G1-3		FC5 1-2 3-3		2	1	1	2	1	0	0
22 Ryan Vogelsong, R (7, 1)										0	0	0	0	0	0	0
22 Matt Meath, S (8, PH)										1	0	0	0	0	0	2
56 Britt Reames, R (8, 1)		HR		BB						0	0	0	0	0	0	0
41 Ryan Doumit, S (1, 2) OBP: 0.404, SLG: 0.650		45 1B 1B						G5-3 2-3f		3	1	3	0	0	0	0
Nick Theodorou, S (7, 4)				1-2 1B			6 1B 12 G5-3 2B			1	0	0	0	0	0	3
45 Ian Snell, R (1, 1) OBP: 0.600, SLG: 0.500									G6-3	2	0	1	0	0	1	2
13 Nate McLouth, L (6, 9) OBP: 0.396, SLG: 0.587	1-3 1B			K			F7			2	0	0	0	0	0	1
Inning Stats	R: 0 E: 0 K: 0 S: 3 H: 0 LOB: 0 BB: 0 P: 3	R: 2 E: 0 K: 2 S: 10 H: 3 LOB: 2 BB: 1 P: 14	R: 1 E: 0 K: 0 S: 4 H: 1 LOB: 0 BB: 0 P: 4	R: 0 E: 0 K: 2 S: 8 H: 1 LOB: 2 BB: 1 P: 12	R: 0 E: 0 K: 0 S: 3 H: 0 LOB: 0 BB: 0 P: 3	R: 0 E: 0 K: 1 S: 5 H: 0 LOB: 0 BB: 0 P: 5	R: 1 E: 0 K: 1 S: 7 H: 2 LOB: 1 BB: 0 P: 7	R: 0 E: 1 K: 1 S: 7 H: 2 LOB: 2 BB: 0 P: 8	R: 0 E: 0 K: 0 S: 3 H: 1 LOB: 0 BB: 0 P: 3	1B: 7 2B: 1 3B: 0 HR: 2	SF: 0 SAC: 0 DP: 2 HBP: 0		WP: 1 PB: 0 SB: 0 CS: 0		PA: 38		

PITCHER		IP	WLS	BF	H	R	ER	SO	BB	IBB	HBP	BLK	WP	HR	S	P	ERA	WHIP
22 Eric Milton, L ERA: 6.75	(1, 1)	5.0		22	5	3	3	4	2	0	0	0	0	2	28	36	5.40	1.400
Mike Burns, R ERA: 1.98	(6, 1)	2.0	B	8	2	1	1	2	0	0	0	0	0	0	12	12	4.50	1.000
Chris Hammond, L ERA: 1.64	(8, 1)	1.0	W	5	2	0	0	1	0	0	0	0	1	0	7	8	0.00	2.000
Kent Mercker, L ERA: 2.57	(9, 1)	1.0	S	3	1	0	0	0	0	0	0	0	0	0	3	3	0.00	1.000

PITCHER		IP	WLS	BF	H	R	ER	SO	BB	IBB	HBP	BLK	WP	HR	S	P	ERA	WHIP

TOP

Pittsburgh Pirates @ Cincinnati Reds
Ed Smith Stadium, Sarasota, FL
Mon Mar 27 2006, 7:05 PM EST
Att. 6,511 - Clear - 68 F

livebaseballscorecards.com

AB	36
R	4
H	10
RBI	4
BB	2
SO	7
LOB	16

Batter	1	2	3	4	5	6	7	8	9	AB	R	H	RBI	BB	SO	LOB
Felipe Lopez, S (1, 6) OBP: 0.279, SLG: 0.288	K	K			4-0 S 2B BB	P6				3	1	0	0	1	2	2
Rich Aurilia, R (1, 4) OBP: 0.255, SLG: 0.362	P6		HR BB		P6	L9				3	1	0	0	1	0	1
Ken Griffey Jr., L (1, 8) OBP: 0.467, SLG: 1.000	2B		1-H HR		F9			WP 9 PB 2B		4	2	3	2	0	0	1
Adam Dunn, L (1, 7) OBP: 0.373, SLG: 0.674	F7		L8		1-0 1-H 2B			K 9 PB 9 S 26 1B 2-3		4	0	1	1	0	1	2
6 Ryan Freel, R (8, PR) (9, 7) OBP: 0.250, SLG: 0.214										0	1	0	0	0	0	0
12 Edwin Encarnación, R (1, 5) OBP: 0.469, SLG: 0.914		1B SF8 2B	G5-3		P6			K 1-3 3-H		3	1	1	0	0	0	1
Mike Burns, R (6, 1)										0	0	0	0	0	0	0
Chris Hammond, L (8, 1)										0	0	0	0	0	0	0
9 Jacob Cruz, L (8, PH) OBP: 0.385, SLG: 0.276										1	0	0	0	0	1	1
Kent Mercker, L (9, 1)										0	0	0	0	0	0	0
Scott Hatteberg, L (1, 3) OBP: 0.392, SLG: 0.432		22 E 2-3 1B	L8		F7			4-0 BB 26 1B IBB		3	1	1	0	1	0	0
Austin Kearns, R (1, 9) OBP: 0.400, SLG: 0.444		K		G6-3	K			4-0 26 1B 1-2 BB		3	0	0	0	1	2	2
Javier Valentin, S (1, 2) OBP: 0.455, SLG: 0.526		SF8 3-H		K	K			16 G6-4-3 1-2 2-H 3-H 1B		1	0	0	1	0	1	0
26 David Ross, R (6, 2) OBP: 0.576, SLG: 0.885										2	0	1	2	0	1	0
22 Eric Milton, L (1, 1)										2	0	0	0	0	0	1
16 Frank Menechino, R (6, 5) OBP: 0.200, SLG: 0.111		E7 1-3		G6-3			G1-3	G6-4-3 1-2f		2	0	0	0	0	0	2
Inning Stats	R: 0 E: 0 K: 1 S: 6 H: 1 LOB: 1 BB: 0 P: 6	R: 1 E: 1 K: 2 S: 10 H: 2 LOB: 2 BB: 0 P: 10	R: 2 E: 0 K: 0 S: 4 H: 1 LOB: 0 BB: 1 P: 8	R: 0 E: 0 K: 1 S: 5 H: 0 LOB: 0 BB: 0 P: 5	R: 1 E: 0 K: 0 S: 4 H: 1 LOB: 1 BB: 1 P: 9	R: 0 E: 0 K: 2 S: 7 H: 0 LOB: 0 BB: 0 P: 7	R: 0 E: 0 K: 0 S: 3 H: 0 LOB: 0 BB: 0 P: 3	R: 3 E: 0 K: 2 S: 9 H: 2 LOB: 2 BB: 2 P: 20		1B: 2 2B: 4 3B: 0 HR: 1	SF: 1 SAC: 0 DP: 1 HBP: 0		WP: 1 PB: 1 SB: 2 CS: 0		PA: 36		

PITCHER		IP	WLS	BF	H	R	ER	SO	BB	IBB	HBP	BLK	WP	HR	S	P	ERA	WHIP
45 Ian Snell, R ERA: 4.03	(1, 1)	5.0		23	5	4	4	4	2	0	0	0	0	1	29	38	7.20	1.400
71 C.J. Nitkowski, L ERA: 3.86	(6, 1)	0.1		1	0	0	0	0	0	0	0	0	0	0	1	1	0.00	0.000
16 Salomon Torres, R ERA:	(6, 1)	0.2		2	0	0	0	2	0	0	0	0	0	0	6	6	0.00	0.000
22 Ryan Vogelsong, R ERA: 7.31	(7, 1)	1.0		3	0	0	0	0	0	0	0	0	0	0	3	3	0.00	0.000
56 Britt Reames, R ERA: 5.0	(8, 1)	1.0	L	7	2	3	3	2	1	1	0	0	1	0	9	20	27.00	3.000

PITCHER		IP	WLS	BF	H	R	ER	SO	BB	IBB	HBP	BLK	WP	HR	S	P	ERA	WHIP

BOTTOM

Pittsburgh Pirates @ Cincinnati Reds
Ed Smith Stadium, Sarasota, FL
Mon Mar 27 2006, 7:05 PM EST
Att. 6,511 - Clear - 68 F

livebaseballscorecards.com

AB	31
R	7
H	7
RBI	6
BB	4
SO	8
LOB	13

TOP

Batter	1	2	3	4	5	6	7	8	9	AB	R	H	RBI	BB	SO	LOB
Coco Crisp, S (1, 8) OBP: 0.519, SLG: 0.674	F9		G5-3 1-2		34 1B SF9 2B	E6 20 S			HR	5	2	2	1	0	0	1
20 Kevin Youkilis, R (1, 5) (5, 3) OBP: 0.327, SLG: 0.500	G5-3		L3		SF9 34 1B BB	F8 1-2			36 2B 1B	4	0	1	0	1	0	2
34 David Ortiz, L (1, 10) OBP: 0.500, SLG: 0.647 Adam Stern, L (7, PR) (7, 10) OBP: 0.382, SLG: 0.656	G4-3		BB		FC5 BB 1-2 2-3 1B		20 G4-6-3 BB		F8	2 1	0 0	1 0	0 0	2 0	0 0	0 1
Manny Ramirez, R (1, 7) OBP: 0.435, SLG: 0.658 20 Andrew Pinckney, L (6, 5)		HR	K		SF9 2-3 3-H		G4-6-3 1-2f		K	2 2	1 0	1 0	2 0	0 0	1 1	2 2
Wily Mo Peña, R (1, 9) OBP: 0.409, SLG: 0.579 36 Chris Turner, R (8, 9) OBP: 0.667, SLG: 1.000	P6	2B			FC5 1-2 BB		K		2B 1-3	3 1	0 0	1 1	0 0	1 0	1 0	1 0
Hee-Seop Choi, L (1, 3) OBP: 0.200, SLG: 0.077 59 Trent Durrington, R (5, 5) (6, 7) OBP: 0.214, SLG: 0.200	P5	K	FC5 1-2 2-3f					G5-3	L3	3 2	0 0	0 0	0 0	0 0	1 0	4 2
13 Enrique Wilson, S (1, 4) OBP: 0.341, SLG: 0.611 11 David Bacani, R (8, 4)	F8	F7				13 2B 2B		13 G3-1 2B		4 0	1 0	2 0	0 0	0 0	0 0	1 0
13 Alex Cora, L (1, 6) OBP: 0.227, SLG: 0.591 18 Christian Lara, S (8, 6)			HR	G1-3		G6-3-4 2-H 2B		G3-1 2-3		4 0	1 0	2 0	2 0	0 0	0 0	2 0
Josh Bard, S (1, 2) OBP: 0.344, SLG: 0.286 24 Dusty Brown, R (8, 2) OBP: 0.467, SLG: 0.417			G5-3 1B		G5-3	G6-3-4 2-2f		L6		4 0	0 0	1 0	0 0	0 0	0 0	2 0
Inning Stats	R: 0 E: 0 K: 0 S: 3 H: 0 LOB: 0 BB: 0 P: 3	R: 1 E: 0 K: 0 S: 4 H: 1 LOB: 0 BB: 0 P: 4	R: 1 E: 0 K: 1 S: 7 H: 2 LOB: 2 BB: 1 P: 11	R: 0 E: 0 K: 1 S: 6 H: 1 LOB: 1 BB: 0 P: 6	R: 1 E: 0 K: 0 S: 5 H: 2 LOB: 3 BB: 2 P: 13	R: 1 E: 1 K: 0 S: 6 H: 2 LOB: 1 BB: 0 P: 6	R: 0 E: 0 K: 1 S: 4 H: 0 LOB: 1 BB: 1 P: 8	R: 0 E: 0 K: 0 S: 4 H: 1 LOB: 1 BB: 0 P: 4	R: 1 E: 0 K: 1 S: 8 H: 3 LOB: 2 BB: 0 P: 8	1B: 3 2B: 7 3B: 0 HR: 3 SF: 1 SAC: 0 DP: 2 HBP: 0							

PITCHER	IP	WLS	BF	H	R	ER	SO	BB	IBB	HBP	BLK	WP	HR	S	P	ERA	WHIP
Dave Williams, L (1, 1) ERA: 6.75	5.0		24	6	3	3	2	3	0	0	0	0	2	25	37	5.40	1.800
Rick White, R (6, 1) ERA: 3.86	1.0	W	5	2	1	1	0	0	0	0	0	0	0	6	6	9.00	2.000
Ryan Wagner, R (7, 1) ERA: 3.0	2.0	H	7	1	0	0	1	1	0	0	0	0	0	8	12	0.00	1.000
37 Brian Shackelford, L (9, 1) ERA: 4.5	1.0		6	3	1	1	1	0	0	0	0	0	1	8	8	9.00	3.000

PITCHER	IP	WLS	BF	H	R	ER	SO	BB	IBB	HBP	BLK	WP	HR	S	P	ERA	WHIP

Boston Red Sox @ Cincinnati Reds
Ed Smith Stadium, Sarasota, FL
Tue Mar 28 2006, 6:05 PM EST
Att. 7,624 - Clear - 72 F

livebaseballscorecards.com

BOTTOM

Batter	1	2	3	4	5	6	7	8	9	AB	R	H	RBI	BB	SO	LOB
Tony Womack, L (1, 4) OBP: 0.412, SLG: 0.447 6 Jeff Bannon, R (7, 6) OBP: 0.500, SLG: 0.538	K		G5-3		P6	E7 2-H 3-H 1B		43 BLK 9 1B 1-3 2-H 2B		4 1	0 1	1 1	2 1	0 0	1 0	2 0
Felipe Lopez, S (1, 6) OBP: 0.266, SLG: 0.274 43 Matt Kata, S (6, 7) OBP: 0.180, SLG: 0.224	G3			L6	K	K		K 2-3 3-H		3 2	0 0	0 0	0 0	0 0	1 2	2 2
Ken Griffey Jr., L (1, 8) OBP: 0.471, SLG: 0.941 54 Andy Abad, L (6, 3) OBP: 0.462, SLG: 0.488	F9			1B		16 1B BB BB	K	9 1B BB		2 1	0 1	1 1	0 0	0 2	0 1	0 0
Adam Dunn, L (1, 10) OBP: 0.389, SLG: 0.667 9 Jacob Cruz, L (7, PH) (8, 10) OBP: 0.390, SLG: 0.290	G3-6-1 1B			K		27 E 16 1B 6 BB 1-2 BB	E1	1-2 3-H 1B		2 2	1 0	1 1	0 1	1 1	1 0	1 0
12 Edwin Encarnación, R (1, 5) OBP: 0.435, SLG: 0.841	K			F7		K	K	K		5	0	0	0	0	4	7
Scott Hatteberg, L (1, 3) OBP: 0.377, SLG: 0.413 16 Frank Menechino, R (6, 6) (7, 4) OBP: 0.214, SLG: 0.132 Dane Sardinha, R (9, 2) OBP: 0.378, SLG: 0.333	G3-6-1 1-2f				L9	6 BB 27 E 26 WP 1-2 2-H 1B	L4			2 2 0	0 1 0	0 1 0	0 1 0	0 0 0	0 0 0	1 1 0
27 Brian Buchanan, R (1, 9) OBP: 0.553, SLG: 0.895		K			26 1B 2B	FC6 26 WP 6 BB E 1-2 2-3		G4-3		4	2	1	0	0	1	2
6 Ryan Freel, R (1, 7) (6, 8) OBP: 0.279, SLG: 0.224		F7			26 1B BB	26 WP E 1-2 2-3 3-H BB		6 S 27 S 6 2B 1B		2	2	1	1	2	0	0
26 David Ross, R (1, 2) OBP: 0.583, SLG: 0.966 27 William Bergolla, R (8, PH) (9, 4)		HR			1-2 2-H 1B	G5-3 1-2 2-3 3-H		6 2B 43 BLK 1-2 BB		3 0	1 1	2 0	2 0	0 1	0 0	2 0
Inning Stats	R: 0 E: 0 K: 1 S: 5 H: 0 LOB: 0 BB: 0 P: 5	R: 0 E: 0 K: 1 S: 5 H: 1 LOB: 0 BB: 0 P: 5	R: 1 E: 0 K: 1 S: 6 H: 1 LOB: 0 BB: 0 P: 6	R: 0 E: 0 K: 1 S: 6 H: 1 LOB: 1 BB: 0 P: 6	R: 1 E: 0 K: 1 S: 7 H: 2 LOB: 2 BB: 1 P: 11	R: 5 E: 2 K: 2 S: 10 H: 2 LOB: 1 BB: 3 P: 22	R: 0 E: 1 K: 2 S: 8 H: 0 LOB: 1 BB: 0 P: 8	R: 3 E: 0 K: 2 S: 10 H: 3 LOB: 2 BB: 2 P: 20		1B: 7 2B: 2 3B: 0 HR: 1 SF: 0 SAC: 0 DP: 1 HBP: 0							

PITCHER	IP	WLS	BF	H	R	ER	SO	BB	IBB	HBP	BLK	WP	HR	S	P	ERA	WHIP
30 Matt Clement, R (1, 1) ERA: 4.4	5.1	L	25	6	6	5	6	3	0	0	0	0	1	34	46	8.44	1.688
17 Manny Delcarmen, R (6, 1) ERA: 3.09	1.2	B	8	1	1	0	3	1	0	0	0	1	0	13	17	0.00	1.200
Lenny DiNardo, L (8, 1) ERA: 4.22	1.0		8	3	3	3	2	2	0	0	1	0	0	10	20	27.00	5.000

PITCHER	IP	WLS	BF	H	R	ER	SO	BB	IBB	HBP	BLK	WP	HR	S	P	ERA	WHIP

AB	37
R	5
H	12
RBI	5
BB	4
SO	4
LOB	20

WP: 0	PA: 42
PB: 0	
SB: 1	
CS: 0	

Batter	1	2	3	4	5	6	7	8	9	AB	R	H	RBI	BB	SO	LOB
Julio Lugo, R (1, 6) OBP: 0.367, SLG: 0.407 Nick Green, R (5, 4) OBP: 0.286, SLG: 0.370	13 FC5-4 1B		13 BB 1B		G6-4-3 1-2f	L8			K 20 1B FC2	3 2	0 0	2 0	0 0	0 0	0 1	1 0
13 Carl Crawford, L (1, 7) OBP: 0.310, SLG: 0.545 20 Shaun Cumberland, L (5, 8) OBP: 0.400, SLG: 0.600	FC5-4 1-2f		3 FC4-6 1-2 BB		3 2B 1B	K			G5-3 FC2 1-3 1B	2 2	1 0	1 1	0 0	1 0	0 1	1 0
3 Jorge Cantu, R (1, 4) OBP: 0.281, SLG: 0.531 Brent Butler, R (5, 6)	F9		FC4-6 1-2f		1-H 2B	F7			FC2 1-2 3-H	3 2	0 0	1 0	1 0	0 0	0 0	3 2
Aubrey Huff, L (1, 5) OBP: 0.426, SLG: 0.553 Michael Coleman, R (5, 7) OBP: 0.200, SLG: 0.200	L9			L9	L9		P3		G5-3 2-3f	3 2	0 0	0 0	0 0	0 0	0 0	2 2
31 Jonny Gomes, R (1, 9) OBP: 0.426, SLG: 0.673 17 Kevin Cash, R (6, 2) OBP: 0.471, SLG: 0.625		K		P4		HR	G5-3			3 1	1 0	1 0	1 0	0 0	1 0	0 0
14 Greg Norton, S (1, 10) OBP: 0.453, SLG: 0.628		K		1B 1B		2B 2B	G6-3			4	1	2	0	0	1	0
Travis Lee, L (1, 3) OBP: 0.295, SLG: 0.550 Gabby Martinez, R (6, 3)		F9		1-3 1B		HR 2-H 2B		K		3 1	1 0	2 0	1 0	0 0	0 1	0 0
Toby Hall, R (1, 2) OBP: 0.316, SLG: 0.432 Patrick Breen, L (6, 9)		L9	F8			HR HBP		G4-3		2 1	1 0	0 0	0 0	0 0	0 0	2 0
Damon Hollins, R (1, 8) OBP: 0.333, SLG: 0.327 Ty Wigginton, R (5, 5) OBP: 0.340, SLG: 0.467		K			G6-4-3 1B	1-H 2-H HR		F9		2 2	0 1	1 1	0 3	0 0	1 0	0 0
Inning Stats	R: 0 E: 0 K: 0 S: 4 H: 1 LOB: 1 BB: 0 P: 4	R: 0 E: 0 K: 2 S: 7 H: 0 LOB: 0 BB: 0 P: 7	R: 0 E: 0 K: 1 S: 6 H: 1 LOB: 2 BB: 1 P: 10	R: 0 E: 0 K: 0 S: 5 H: 2 LOB: 2 BB: 0 P: 5	R: 1 E: 0 K: 0 S: 5 H: 3 LOB: 1 BB: 0 P: 5	R: 5 E: 0 K: 1 S: 9 H: 4 LOB: 0 BB: 0 P: 10	R: 0 E: 0 K: 0 S: 3 H: 0 LOB: 0 BB: 0 P: 3	R: 0 E: 0 K: 1 S: 5 H: 0 LOB: 0 BB: 0 P: 5	R: 0 E: 0 K: 1 S: 6 H: 1 LOB: 1 BB: 0 P: 6	1B: 7 2B: 3 3B: 0 HR: 2 SF: 0 SAC: 0 DP: 2 HBP: 1						

PITCHER		IP	WLS	BF	H	R	ER	SO	BB	IBB	HBP	BLK	WP	HR	S	P	ERA	WHIP
39 Aaron Harang, R ERA: 2.84	(1, 1)	5.0	W	26	10	5	5	3	1	0	1	0	0	1	30	35	9.00	2.200
31 Matt Belisle, R ERA: 3.27	(6, 1)	1.0	H	4	1	1	1	1	0	0	0	0	0	1	6	6	9.00	1.000
Chris Hammond, L ERA: 1.5	(7, 1)	1.0	H	3	0	0	0	0	0	0	0	0	0	0	3	3	0.00	0.000
Kent Mercker, L ERA: 2.25	(8, 1)	1.0	H	3	0	0	0	1	0	0	0	0	0	0	5	5	0.00	0.000
56 Todd Coffey, R ERA: 2.77	(9, 1)	1.0	S	4	1	0	0	1	0	0	0	0	1	0	6	6	0.00	1.000

PITCHER	IP	WLS	BF	H	R	ER	SO	BB	IBB	HBP	BLK	WP	HR	S	P	ERA	WHIP

TOP

Tampa Bay Devil Rays @ Cincinnati Reds

Ed Smith Stadium, Sarasota, FL

Wed Mar 29 2006, 1:05 PM EST

Att. 4,364 - Sunny - 75 F

livebaseballscorecards.com

AB	38
R	6
H	12
RBI	6
BB	1
SO	6
LOB	13

Batter	1	2	3	4	5	6	7	8	9	AB	R	H	RBI	BB	SO	LOB
Tony Womack, L (1, 4) OBP: 0.393, SLG: 0.423	K		F8	1B 1B 1-2 2-3 3-H 1B		K		G6-3 3-H		5	1	1	1	0	2	1
Felipe Lopez, S (1, 6) OBP: 0.279, SLG: 0.288 6 Jeff Bannon, R (7, 6) OBP: 0.500, SLG: 0.538	E6 FC5 BB		S 2B 1B	1B 1-2 2-3 3-H 1B		K				4 0	1 0	2 0	1 0	0 0	1 0	0 0
Ken Griffey Jr., L (1, 10) OBP: 0.524, SLG: 0.950	K		HR 1-H 2B	BB 1-3 2-H 3-H 1B		BB				3	1	2	3	1	1	1
Adam Dunn, L (1, 7) OBP: 0.397, SLG: 0.708	FC5 1-2 BB		HR 2-H	K		K				3	1	1	2	1	2	3
Austin Kearns, R (1, 9) OBP: 0.391, SLG: 0.421 27 Brian Buchanan, R (8, 9) OBP: 0.553, SLG: 0.895	FC5 1-2 2-3f		K	BB 1-2			G4-3			3 0	0 0	0 0	0 0	1 0	1 0	2 0
Scott Hatteberg, L (1, 3) OBP: 0.368, SLG: 0.400 54 Andy Abad, L (8, 3) OBP: 0.462, SLG: 0.488		P6		6 1B BB 1B F8			K			4 0	1 0	1 0	0 0	0 0	1 0	3 0
Rich Aurilia, R (1, 5) OBP: 0.273, SLG: 0.360 16 Frank Menechino, R (8, 5) OBP: 0.214, SLG: 0.132		K		6 1B 1B 1-2 1B BB	6 G1-6-3 1B		G6-3			3 0	1 0	1 0	0 0	1 0	1 0	0 0
Javier Valentin, S (1, 2) OBP: 0.385, SLG: 0.435		F8		F7	K			P4		4	0	0	0	0	1	3
6 Ryan Freel, R (1, 8) OBP: 0.282, SLG: 0.230 30 Norris Hopper, R (6, 8) OBP: 0.286, SLG: 0.500		K		1B 1B 1-2 2-3 1B	G1-6-3 1-2f			CS 3B		3 1	1 0	1 1	0 0	0 0	1 0	1 0
Inning Stats	R: 0 E: 1 K: 2 S: 8 H: 0 LOB: 2 BB: 1 P: 12	R: 0 E: 0 K: 1 S: 5 H: 0 LOB: 0 BB: 0 P: 5	R: 3 E: 0 K: 2 S: 10 H: 3 LOB: 0 BB: 0 P: 11	R: 4 E: 0 K: 1 S: 10 H: 5 LOB: 3 BB: 2 P: 18	R: 0 E: 0 K: 1 S: 5 H: 1 LOB: 0 BB: 0 P: 5	R: 0 E: 0 K: 3 S: 9 H: 0 LOB: 1 BB: 1 P: 13	R: 0 E: 0 K: 1 S: 5 H: 0 LOB: 0 BB: 0 P: 5	R: 0 E: 0 K: 0 S: 4 H: 1 LOB: 0 BB: 0 P: 4		1B: 1 2B: 1 3B: 0 HR: 1 SF: 0 SAC: 0 DP: 1 HBP: 0						

PITCHER		IP	WLS	BF	H	R	ER	SO	BB	IBB	HBP	BLK	WP	HR	S	P	ERA	WHIP
37 Seth McClung, R ERA: 4.3	(1, 1)	4.0	L	24	8	7	7	6	3	0	0	0	0	1	33	46	15.75	2.750
Chad Harville, R ERA: 8.44	(5, 1)	1.0		3	1	0	0	1	0	0	0	0	0	0	5	5	0.00	1.000
Dan Miceli, R ERA: 2.25	(6, 1)	1.0		4	0	0	0	3	1	0	0	0	0	0	9	13	0.00	1.000
22 Shawn Camp, R ERA: 3.86	(7, 1)	1.0		3	0	0	0	1	0	0	0	0	0	0	5	5	0.00	0.000
54 Chad Orvella, R ERA: 7.59	(8, 1)	1.0		3	1	0	0	0	0	0	0	0	0	0	4	4	0.00	1.000

PITCHER	IP	WLS	BF	H	R	ER	SO	BB	IBB	HBP	BLK	WP	HR	S	P	ERA	WHIP

BOTTOM

Tampa Bay Devil Rays @ Cincinnati Reds

Ed Smith Stadium, Sarasota, FL

Wed Mar 29 2006, 1:05 PM EST

Att. 4,364 - Sunny - 75 F

livebaseballscorecards.com

AB	33
R	7
H	10
RBI	7
BB	4
SO	11
LOB	14

Cincinnati Reds @ Boston Red Sox

City of Palms Park, Ft. Myers, FL

Thu Mar 30 2006, 1:05 PM EST

Att. 7,756 - Partly Cloudy - 77 F

TOP

Batter	1	2	3	4	5	6	7	8	9	AB	R	H	RBI	BB	SO	LOB
6 Ryan Freel, R (1, 8) OBP: 0.270, SLG: 0.219 30 Norris Hopper, R (6, 8) OBP: 0.222, SLG: 0.375	F9		K			F9	K		G3-1	3 0 0 0 0 1 0 2 0 0 0 0 1 1						
Felipe Lopez, S (1, 6) OBP: 0.306, SLG: 0.294 6 Jeff Bannon, R (8, 6) OBP: 0.467, SLG: 0.500	G4-3			12 1B BB		1B 1B		16 BB 2B BB	L6	2 1 1 0 2 0 0 1 0 0 0 0 0 0						
12 Edwin Encarnación, R (1, 5) OBP: 0.431, SLG: 0.818 16 Frank Menechino, R (6, 5) OBP: 0.233, SLG: 0.132	P4			1-2 1B		F7		2B 1-2 1B BB		3 0 1 0 0 0 1 0 1 0 0 1 0 0						
Scott Hatteberg, L (1, 3) OBP: 0.377, SLG: 0.426 Gary Patchett, R (8, PR) (8, 4)		G6-3		K		1-3 BB 1B		1-3 2-H 1B 2B		4 0 2 1 0 1 2 0 1 0 0 0 0 0						
Rich Aurilia, R (1, 4) OBP: 0.293, SLG: 0.423 54 Andy Abad, L (8, PH) OBP: 0.453, SLG: 0.476 (8, 3)		HR		K		1-2 BB		G3-1		2 1 1 1 1 1 2 1 0 0 0 0 0 2						
9 Jacob Cruz, L (1, 10) OBP: 0.356, SLG: 0.257		G3-1		G3		G4-3		K		4 0 0 0 0 1 7						
Austin Kearns, R (1, 9) OBP: 0.397, SLG: 0.426		G5-3			27 FC5-4 1B		K	2-H 3-H 1B		4 0 2 2 0 1 0						
27 Brian Buchanan, R (1, 7) OBP: 0.524, SLG: 0.833			F7		FC5-4 26 G5-4-3 1-2f		K 1B	G5-3		4 0 1 0 0 0 3						
26 David Ross, R (1, 2) OBP: 0.525, SLG: 0.848			G6-3		G5-4-3 1-2f		K		K	4 0 0 0 0 2 2						
Inning Stats	R: 0 E: 0 K: 0 S: 3 H: 0 LOB: 0 BB: 0 P: 3	R: 1 E: 0 K: 0 S: 4 H: 1 LOB: 0 BB: 0 P: 4	R: 0 E: 0 K: 1 S: 5 H: 0 LOB: 0 BB: 0 P: 5	R: 0 E: 0 K: 2 S: 8 H: 1 LOB: 2 BB: 1 P: 12	R: 0 E: 0 K: 0 S: 3 H: 1 LOB: 0 BB: 0 P: 3	R: 0 E: 0 K: 0 S: 5 H: 2 LOB: 3 BB: 1 P: 9	R: 0 E: 0 K: 3 S: 10 H: 1 LOB: 1 BB: 0 P: 10	R: 3 E: 0 K: 1 S: 7 H: 2 LOB: 2 BB: 2 P: 15	R: 0 E: 0 K: 1 S: 5 H: 0 LOB: 0 BB: 0 P: 5	1B: 6 2B: 1 3B: 0 HR: 1 SF: 0 SAC: 0 DP: 1 HBP: 0						WP: 0 PB: 0 SB: 0 CS: 0 PA: 38	

livebaseballscorecards.com

	AB	34
	R	4
	H	8
	RBI	4
	BB	4
	SO	8
	LOB	20

PITCHER		IP	WLS	BF	H	R	ER	SO	BB	IBB	HBP	BLK	WP	HR	S	P	ERA	WHIP
49 Tim Wakefield, R ERA: 2.5	(1, 1)	4.0	L	15	2	1	1	3	1	0	0	0	0	1	20	24	2.25	0.750
50 Mike Timlin, R ERA: 6.75	(5, 1)	1.0		3	1	0	0	0	0	0	0	0	0	0	3	3	0.00	1.000
51 Julian Tavarez, R ERA:	(6, 1)	1.0		6	2	0	0	0	1	0	0	0	0	0	5	9	0.00	3.000
58 Jonathan Papelbon, R ERA: 5.31	(7, 1)	1.0		4	1	0	0	3	0	0	0	0	0	0	10	10	0.00	1.000
17 Manny Delcarmen, R ERA: 4.97	(8, 1)	1.0		7	2	3	3	1	2	0	0	0	0	0	7	15	27.00	4.000

PITCHER		IP	WLS	BF	H	R	ER	SO	BB	IBB	HBP	BLK	WP	HR	S	P	ERA	WHIP
Jonathan Searles, R ERA:	(9, 1)	1.0		3	0	0	0	1	0	0	0	0	0	0	5	5	0.00	0.000

BOTTOM

Batter	1	2	3	4	5	6	7	8	9	AB	R	H	RBI	BB	SO	LOB
Coco Crisp, S (1, 8) OBP: 0.509, SLG: 0.653 2 Willie Harris, L (7, 8) OBP: 0.262, SLG: 0.211	E 1B		F8			F8			G6-4-3 BB	3 0 1 0 0 0 0 0 0 0 0 1 0 0						
Mark Loretta, R (1, 4) OBP: 0.400, SLG: 0.521 13 Enrique Wilson, S (7, 4) OBP: 0.333, SLG: 0.595 (8, 5)	1 SAFE 1 SAFE P3 1-3		F9			L5			P4	3 0 0 0 0 0 1 1 0 0 0 0 0 1						
Trot Nixon, L (1, 10) OBP: 0.315, SLG: 0.392 Adam Stern, L (9, PH) OBP: 0.361, SLG: 0.618	K			K			P2		G6-4-3 1-2f	3 0 0 0 0 2 1 1 0 0 0 0 0 1						
Manny Ramirez, R (1, 7) OBP: 0.392, SLG: 0.581 Dustan Mohr, R (5, 7) OBP: 0.429, SLG: 0.649	K			K			K			2 0 0 0 0 2 1 1 0 0 0 0 1 0						
25 Mike Lowell, R (1, 5) OBP: 0.404, SLG: 0.383 Keoni DeRenne, S (7, PR) (8, 4)		20 1B 1B		K			BB			2 0 1 0 1 1 0 0 0 0 0 0 0 0						
20 Kevin Youkilis, R (1, 3) OBP: 0.327, SLG: 0.489 Logan Sorensen, L (8, 3)		1-2 G6-4-3 1B			F7		G5-3			3 0 1 0 0 0 1 0 0 0 0 0 0 0						
Wily Mo Peña, R (1, 9) OBP: 0.393, SLG: 0.560 36 Yahmed Yema, L (9, 9)		K			G4-3			K		3 0 0 0 0 2 2 0 0 0 0 0 0 0						
Josh Bard, S (1, 2) OBP: 0.314, SLG: 0.258 29 Jonathan Devries, R (9, 2)		1-2f G6-4-3			K			K		3 0 0 0 0 2 2 0 0 0 0 0 0 0						
Alex Gonzalez, R (1, 6) OBP: 0.156, SLG: 0.256 13 Alex Cora, L (7, 6) OBP: 0.217, SLG: 0.565			P4			K			F9	2 0 0 0 0 1 0 1 0 0 0 0 0 0						
Inning Stats	R: 0 E: 1 K: 2 S: 8 H: 1 LOB: 1 BB: 0 P: 8	R: 0 E: 0 K: 1 S: 6 H: 2 LOB: 1 BB: 0 P: 6	R: 0 E: 0 K: 0 S: 3 H: 0 LOB: 0 BB: 0 P: 3	R: 0 E: 0 K: 3 S: 9 H: 0 LOB: 0 BB: 0 P: 9	R: 0 E: 0 K: 1 S: 5 H: 0 LOB: 0 BB: 0 P: 5	R: 0 E: 0 K: 1 S: 5 H: 0 LOB: 0 BB: 1 P: 5	R: 0 E: 0 K: 1 S: 5 H: 0 LOB: 1 BB: 0 P: 9	R: 0 E: 0 K: 2 S: 7 H: 0 LOB: 0 BB: 1 P: 7	R: 0 E: 0 K: 0 S: 2 H: 0 LOB: 0 BB: 1 P: 6	1B: 3 2B: 0 3B: 0 HR: 0 SF: 0 SAC: 0 DP: 2 HBP: 0						WP: 0 PB: 0 SB: 0 CS: 0 PA: 30	

livebaseballscorecards.com

	AB	28
	R	0
	H	3
	RBI	0
	BB	2
	SO	11
	LOB	10

PITCHER		IP	WLS	BF	H	R	ER	SO	BB	IBB	HBP	BLK	WP	HR	S	P	ERA	WHIP
61 Bronson Arroyo, R ERA: 6.85	(1, 1)	7.0	W	24	3	0	0	9	1	0	0	0	0	0	41	45	0.00	0.571
Rick White, R ERA: 3.48	(8, 1)	1.0		3	0	0	0	2	0	0	0	0	0	0	7	7	0.00	0.000
Mike Burns, R ERA: 1.84	(9, 1)	1.0		3	0	0	0	0	1	0	0	0	0	0	2	6	0.00	1.000

PITCHER	IP	WLS	BF	H	R	ER	SO	BB	IBB	HBP	BLK	WP	HR	S	P	ERA	WHIP

Batter	1	2	3	4	5	6	7	8	9	AB	R	H	RBI	BB	SO	LOB
16 Frank Menechino, R (1, 4) OBP: 0.250, SLG: 0.143 Gary Patchett, R (8, 4) OBP: 1.000, SLG: 1.000	G6-3	BB 12 G3 1-2		1B 1-3 2-H		F8		F8	1B 1-2 2-H	4 0 1 1 1 0 1 1 0 1 1 0 0 0						
12 Edwin Encarnación, R (1, 5) OBP: 0.413, SLG: 0.783 Adam Rosales, R (4, 6) OBP: 0.500, SLG: 0.750	K	G3 1-2 2-3		F7		FC5-4 1-2f		2B	K	3 0 0 0 0 1 4 3 0 1 0 0 1 3						
Ken Griffey Jr., L (1, 10) OBP: 0.478, SLG: 0.864 9 Jacob Cruz, L (4, PH) OBP: 0.333, SLG: 0.237 (4, 10)	K	G4-3		K		P6		K		2 0 0 0 0 1 2 3 0 0 0 0 2 4						
Adam Dunn, L (1, 7) OBP: 0.410, SLG: 0.765 63 Chris Dickerson, L (5, 8) OBP: 0.500, SLG: 1.000		1B 2B 54 1B	K		HR		G4-3		2B 26 2B	3 2 2 1 0 1 0 2 1 1 0 0 0 0						
Javier Valentin, S (1, 2) OBP: 0.400, SLG: 0.481 26 David Ross, R (7, 2) OBP: 0.537, SLG: 0.882		2B 54 1B 6 HR 1-3	G6-3		1B 6 FC6-4		F7		2B 30 1B 2-H	4 1 2 0 0 0 0 1 1 1 1 0 0 0						
27 Brian Buchanan, R (1, 9) OBP: 0.500, SLG: 0.804 Rick Asadoorian, R (7, PR) (7, 9)		G6-3	G6-3		P3		2B 54 1B		K	4 0 1 0 0 0 3 1 1 0 0 0 1 1						
54 Andy Abad, L (1, 3) OBP: 0.456, SLG: 0.478 49 Jesse Gutierrez, R (7, 3) OBP: 0.400, SLG: 0.600		1B 6 HR 2-3 3-H		F8	F7		1B		G5-3	4 1 2 2 0 0 1 1 0 0 0 0 0 1						
6 Jeff Bannon, R (1, 6) OBP: 0.500, SLG: 0.667 (4, 5)		HR 1-H 3-H		1B 30 E 16 1B	FC6-4 1-2f		K		BB 30 1B 1B	4 3 2 3 1 1 3						
30 Norris Hopper, R (1, 8) OBP: 0.357, SLG: 0.462 (5, 7)		1B 12 G3 16 BB		E4 16 1B 1-2		FC5-4 1B		G4-3	1B 1-2 2-H	5 0 3 1 0 0 1						
Inning Stats	R: 0 E: 0 K: 2 S: 7 H: 0 LOB: 0 BB: 0 P: 7	R: 4 E: 0 K: 0 S: 8 H: 5 LOB: 2 BB: 1 P: 12	R: 0 E: 0 K: 1 S: 5 H: 0 LOB: 0 BB: 0 P: 5	R: 1 E: 1 K: 1 S: 8 H: 2 LOB: 2 BB: 0 P: 8	R: 1 E: 0 K: 0 S: 5 H: 2 LOB: 1 BB: 0 P: 5	R: 0 E: 0 K: 0 S: 4 H: 1 LOB: 1 BB: 0 P: 4	R: 1 E: 0 K: 1 S: 7 H: 2 LOB: 2 BB: 0 P: 7	R: 0 E: 0 K: 1 S: 6 H: 1 LOB: 1 BB: 0 P: 6	R: 3 E: 0 K: 2 S: 11 H: 4 LOB: 2 BB: 1 P: 15	1B: 10 2B: 5 3B: 0 HR: 2 SF: 0 SAC: 0 DP: 0 HBP: 0						

PITCHER	IP	WLS	BF	H	R	ER	SO	BB	IBB	HBP	BLK	WP	HR	S	P	ERA	WHIP
31 Cliff Lee, L (1, 1) ERA: 6.38	6.0	L	30	10	6	6	4	1	0	0	0	0	2	37	41	9.00	1.833
59 Matt Miller, R (7, 1) ERA: 4.5	1.0		5	2	1	1	1	0	0	0	0	0	0	7	7	9.00	2.000
Fernando Cabrera, R (8, 1) ERA: 12.71	1.0		4	1	0	0	1	0	0	0	0	0	0	6	6	0.00	1.000
Bob Wickman, R (9, 1) ERA: 6.23	0.2		7	4	3	3	1	1	0	0	0	0	0	8	12	40.50	7.500
63 Rafael Betancourt, R (9, 1) ERA:	0.1		1	0	0	0	1	0	0	0	0	0	0	3	3	0.00	0.000

PITCHER	IP	WLS	BF	H	R	ER	SO	BB	IBB	HBP	BLK	WP	HR	S	P	ERA	WHIP

TOP

Cincinnati Reds @ Cleveland Indians

Chain of Lakes Park, Winter Haven, FL

Fri Mar 31 2006, 1:05 PM EST

Att. 4,128 - Partly Cloudy - 82 F

livebaseballscorecards.com

AB	45
R	10
H	17
RBI	10
BB	2
SO	8
LOB	24

Batter	1	2	3	4	5	6	7	8	9	AB	R	H	RBI	BB	SO	LOB
24 Grady Sizemore, L (1, 8) OBP: 0.417, SLG: 0.619	BB 2 WP 2B		G3		G5-4-3 1-2 2-3 HBP		FC6-4 1-2f			2 1 0 0 1 0 1						
Jason Michaels, R (1, 7) OBP: 0.368, SLG: 0.533 Todd Hollandsworth, L (6, 7) OBP: 0.236, SLG: 0.269	2B 2 WP 48 G3 1-3		L4		G5-4-3 1-2f 2-3 3-H			G4-3		3 1 1 0 0 0 2 1 0 0 0 0 0 0						
2 Jhonny Peralta, R (1, 6) OBP: 0.343, SLG: 0.500	K 2-3 3-H		F8		L5			1B 48 G4-3		4 0 1 0 0 1 2						
48 Travis Hafner, L (1, 10) OBP: 0.492, SLG: 0.750	G3 3-H			F9		K		G4-3 1-2f		4 0 0 1 0 1 1						
41 Victor Martinez, S (1, 2) OBP: 0.433, SLG: 0.630 10 Kelly Shoppach, R (7, 2) OBP: 0.341, SLG: 0.200	F8			G4-3		F8			BB 1B 15 1B	3 0 0 0 0 0 0 0 1 0 0 1 0 0						
Eduardo Perez, R (1, 3) OBP: 0.351, SLG: 0.514		1B		2B		F8			G4-6-3 15 1B 1-2	4 0 3 0 0 0 0						
Ronnie Belliard, R (1, 4) OBP: 0.400, SLG: 0.786 15 Ramón Vázquez, L (8, 5) OBP: 0.265, SLG: 0.308		P2		F8			K		G4-6-3 1-2 2-H	3 0 0 0 0 1 2 1 0 1 1 0 0 0						
Aaron Boone, R (1, 5) OBP: 0.441, SLG: 0.679 Chris De La Cruz, S (8, 4)		K			1B 24 HBP BB G5-4-3		1B 24 FC6-4		G4-6-3 1-2f 2-3	3 1 2 0 0 1 1 1 0 0 0 0 0 2						
Casey Blake, R (1, 9) OBP: 0.420, SLG: 0.581		F9			BB G5-4-3 24 HBP 1-2		F8		F8	3 0 0 0 1 0 3						
Inning Stats	R: 2 E: 0 K: 1 S: 6 H: 1 LOB: 0 BB: 1 P: 11	R: 0 E: 0 K: 1 S: 6 H: 1 LOB: 1 BB: 0 P: 6	R: 0 E: 0 K: 0 S: 3 H: 0 LOB: 0 BB: 0 P: 3	R: 0 E: 0 K: 1 S: 4 H: 1 LOB: 1 BB: 0 P: 4	R: 1 E: 0 K: 0 S: 3 H: 1 LOB: 1 BB: 1 P: 9	R: 0 E: 0 K: 1 S: 5 H: 0 LOB: 0 BB: 0 P: 5	R: 0 E: 0 K: 1 S: 6 H: 1 LOB: 1 BB: 0 P: 6	R: 0 E: 0 K: 0 S: 3 H: 1 LOB: 0 BB: 0 P: 3	R: 1 E: 0 K: 0 S: 4 H: 2 LOB: 1 BB: 0 P: 8	1B: 6 2B: 2 3B: 0 HR: 0 SF: 0 SAC: 0 DP: 3 HBP: 1						

PITCHER	IP	WLS	BF	H	R	ER	SO	BB	IBB	HBP	BLK	WP	HR	S	P	ERA	WHIP
Brandon Claussen, L (1, 1) ERA: 3.81	6.0	W	24	4	3	3	3	2	0	1	0	1	0	27	38	4.50	1.000
25 David Weathers, R (7, 1) ERA: 5.73	1.0		4	1	0	0	1	0	0	0	0	0	0	6	6	0.00	1.000
Ryan Wagner, R (8, 1) ERA: 2.77	1.0		3	1	0	0	0	0	0	0	0	0	0	3	3	0.00	1.000
Kent Mercker, L (9, 1) ERA: 3.0	1.0		5	2	1	1	0	1	0	0	0	0	0	4	8	9.00	3.000

PITCHER	IP	WLS	BF	H	R	ER	SO	BB	IBB	HBP	BLK	WP	HR	S	P	ERA	WHIP

BOTTOM

Cincinnati Reds @ Cleveland Indians

Chain of Lakes Park, Winter Haven, FL

Fri Mar 31 2006, 1:05 PM EST

Att. 4,128 - Partly Cloudy - 82 F

livebaseballscorecards.com

AB	32
R	4
H	8
RBI	2
BB	3
SO	4
LOB	14

Cleveland Indians @ Cincinnati Reds

Ed Smith Stadium, Sarasota, FL

Sat Apr 01 2006, 1:05 PM EST

Att. 5,912 - Sunny - 80 F

TOP

Batter	1	2	3	4	5	6	7	8	9	AB	R	H	RBI	BB	SO	LOB
24 Grady Sizemore, L (1, 8) OBP: 0.405, SLG: 0.600	S S C 0-3 ① K		S S S 0-3 ③ K		B B B B 4-0 BB		S X 0-1 ① G6-3 1-2	X 0-0 ② ③ L6-4 2-2		2	0	0	0	0	2	0
Juan Valdes, S (3, 8)										2	0	0	0	1	0	3
Jason Michaels, R (1, 7) OBP: 0.371, SLG: 0.548	S S C 0-3 ② K			X 0-0 2 WP 2 SF9 2B	S S S 0-3 ③ K		S S S 0-3 ② K		X 0-0 ① F8	2	1	1	0	0	1	0
Mike Conroy, L (4, 7)										3	0	0	0	0	2	3
2 Jhonny Peralta, R (1, 6) OBP: 0.333, SLG: 0.492	S S S 0-3 ③ K			S X 0-1 ① SF9 2-H		S S C 0-3 ① K	S S C 0-3 ③ K 2-3		X 0-0 G4-6-3 1B	1	0	0	1	0	1	0
15 Ramón Vázquez, L (4, 6) OBP: 0.268, SLG: 0.309										3	0	1	0	0	2	1
Eduardo Perez, R (1, 3) OBP: 0.333, SLG: 0.486		S S S 0-3 ① K		X 0-0 ② F7		X 0-0 1B 1B		X 0-0 1B HR 1B	X 0-0 ② ③ G4-6-3 1-2f	2	0	0	0	0	1	0
Ben Broussard, L (4, 3) OBP: 0.328, SLG: 0.339										3	2	2	0	0	0	1
Ronnie Belliard, R (1, 4) OBP: 0.438, SLG: 0.793		B B B B 4-0 BB		X 0-0 1B		X 0-0 1B 1-2 1B		X 0-0 ① F7		1	0	1	0	1	0	0
Niuman Romero, S (4, 4) OBP: 0.200, SLG: 0.200										2	0	1	0	0	0	1
Aaron Boone, R (1, 5) OBP: 0.426, SLG: 0.655		S S S 0-3 ② K		S S S 0-3 ③ K		X 0-0 ② L9		X 0-0 1-2 HR 1B		2	0	0	0	0	2	2
Pat Osborn, R (4, 5) OBP: 0.500, SLG: 0.500										2	1	1	0	0	0	2
Casey Blake, R (1, 9) OBP: 0.423, SLG: 0.594		X 0-0 ③ F7			X 0-0 2B	X 0-0 1-3 2-H 1B		X 0-0 1-H 2-H HR		2	0	1	0	0	0	1
Jason Cooper, L (5, 9) OBP: 0.429, SLG: 0.833										2	1	2	4	0	0	0
10 Kelly Shoppach, R (1, 2) OBP: 0.333, SLG: 0.205			X 0-0 ① F7		S S S 0-3 ① K	X 0-0 ③ L8		X 0-0 L6-4 WP 1B		4	0	1	0	0	1	3
Paul Byrd, R (1, 1)			X 0-0 ② G4-3		X 0-0 ② P3		X 0-0 15 PB PB 1B	B B B B 4-0 1-2 BB		2	0	0	0	0	0	1
Rob Bell, R (6, 1)										0	0	0	0	0	0	0
Stephen Head, L (7, PH) OBP: 0.500, SLG: 0.500										1	0	1	0	0	0	0
32 Danny Graves, R (7, 1)										0	0	0	0	0	0	0
Ryan Goleski, R (8, PH)										0	0	0	0	1	0	0
Jim Ed Warden, R (8, 1)										0	0	0	0	0	0	0
Inning Stats	R: 0 E: 0 K: 3 S: 9 H: 0 LOB: 0 BB: 0 P: 9	R: 0 E: 0 K: 2 S: 7 H: 0 LOB: 1 BB: 1 P: 11	R: 0 E: 0 K: 1 S: 5 H: 0 LOB: 0 BB: 0 P: 5	R: 1 E: 0 K: 1 S: 8 H: 2 LOB: 1 BB: 0 P: 8	R: 0 E: 0 K: 2 S: 8 H: 1 LOB: 2 BB: 1 P: 12	R: 1 E: 0 K: 1 S: 8 H: 3 LOB: 2 BB: 0 P: 8	R: 0 E: 0 K: 2 S: 9 H: 1 LOB: 1 BB: 0 P: 9	R: 3 E: 0 K: 0 S: 6 H: 4 LOB: 1 BB: 1 P: 10	R: 0 E: 0 K: 0 S: 3 H: 1 LOB: 0 BB: 0 P: 3	1B: 9 2B: 3 3B: 0 HR: 1	SF: 1 SAC: 0 DP: 2 HBP: 0			WP: 2 PB: 2 SB: 0 CS: 0	PA: 40		

PITCHER		IP	WLS	BF	H	R	ER	SO	BB	IBB	HBP	BLK	WP	HR	S	P	ERA	WHIP
22 Eric Milton, L ERA: 5.17	(1, 1)	5.0		20	3	1	1	9	2	0	0	0	1	0	37	45	1.80	1.000
Rick White, R ERA: 3.97	(6, 1)	1.0	H	6	3	1	1	1	0	0	0	0	0	0	8	8	9.00	3.000
31 Matt Belisle, R ERA: 3.0	(7, 1)	1.0	H	4	1	0	0	2	0	0	0	0	0	0	9	9	0.00	1.000
Mike Burns, R ERA: 3.45	(8, 1)	1.0	W	7	4	3	3	0	1	0	0	0	1	1	6	10	27.00	5.000
Brock Till, R ERA:	(9, 1)	1.0	S	3	1	0	0	0	0	0	0	0	0	0	3	3	0.00	1.000

BOTTOM

Batter	1	2	3	4	5	6	7	8	9	AB	R	H	RBI	BB	SO	LOB
Tony Womack, L (1, 4) OBP: 0.397, SLG: 0.444	X 0-0 ① L5		X 0-0 12 BB 27 BB 2B		X 0-0 1B 2B 1B	S S S 0-3 ③ K		X 0-0 1-H 2-H 2B		2	1	1	0	0	0	0
63 Chris Dickerson, L (4, 9) OBP: 0.600, SLG: 1.000										3	1	2	2	0	1	0
(9, 8)																
Felipe Lopez, S (1, 6) OBP: 0.311, SLG: 0.290	X 0-0 ② G3-1		B B B B 4-0 27 BB 12 BB BB		X 0-0 2B 27 1B 1-3 1B		X 0-0 ① G5-3	X 0-0 ③ G1-3		1	0	0	0	1	0	0
Adam Rosales, R (3, PR)										3	1	1	0	0	0	1
(4, 6)																
12 Edwin Encarnación, R (1, 5) OBP: 0.416, SLG: 0.771	X 0-0 ③ F7		B B B B 4-0 27 BB 1-2 2-3 BB		X 0-0 27 E 1-3 3-H 2B		X 0-0 HR			1	0	0	0	1	0	0
Gary Patchett, R (3, PR) OBP: 1.000, SLG: 2.333										2	2	2	2	0	0	0
(4, 5)																
(4, 4)																
Adam Dunn, L (1, 7) OBP: 0.403, SLG: 0.750		X 0-0 ① G4-3	B B B B 4-0 1-2 2-3 3-H BB		X 0-0 E4 54 G3-1 2-H 3-H 1B		S S C 0-3 ② K			1	0	0	0	0	0	0
27 Chris Denorfia, R (3, 7) OBP: 0.357, SLG: 0.360										1	0	1	2	1	0	0
Brandon Roberts, L (5, PR)										1	0	0	0	0	1	0
(6, 7)																
Austin Kearns, R (1, 9) OBP: 0.400, SLG: 0.429		X 0-0 FC3-6 1B	S S S 0-3 ③ K		X 0-0 ① G6-3		S S S 0-3 ③ K			2	0	1	0	0	1	3
6 Jeff Bannon, R (4, 5) OBP: 0.455, SLG: 0.600										2	0	0	0	0	1	1
Scott Hatteberg, L (1, 3) OBP: 0.365, SLG: 0.411		X 0-0 ② FC3-6 6 FC6-4 1-2f		X 0-0 ① F8	X 0-0 ② G3-1 2-3			B B B B 4-0 6 SH2-3 FC1-6-5 BB		2	0	0	0	0	0	1
54 Andy Abad, L (5, 3) OBP: 0.458, SLG: 0.468										1	0	0	0	1	0	1
6 Ryan Freel, R (1, 8) OBP: 0.273, SLG: 0.239		X 0-0 ③ FC6-4 1-2f		X 0-0 26 G5-3 2B 2-3	X 0-0 ③ L8			X 0-0 ① SH2-3 1-2		3	0	1	0	0	0	3
Brock Till, R (9, 1)										0	0	0	0	0	0	0
26 David Ross, R (1, 2) OBP: 0.512, SLG: 0.833		X 0-0 ① F7	X 0-0 ② G5-3 2-3		X 0-0 ① L7			X 0-0 ② FC1-6-5 63 2B 2-3		2	0	0	0	0	0	1
Ryan Jorgensen, R (6, 2) OBP: 0.308, SLG: 0.273										2	1	0	0	0	0	1
22 Eric Milton, L (1, 1)		X 0-0 ② G1-3	X 0-0 ③ G6-3		X 0-0 ② G5-3			B B B B 4-0 63 2B BB		2	0	0	0	0	0	1
Rick White, R (6, 1)										0	0	0	0	0	0	0
Rich Aurilia, R (6, PH) OBP: 0.288, SLG: 0.415										1	0	0	0	0	0	0
31 Matt Belisle, R (7, 1)										0	0	0	0	0	0	0
Mike Burns, R (8, 1)										0	0	0	0	0	0	0
Rick Asadoorian, R (8, PH)										0	1	0	0	1	0	0
(9, 9)																
Inning Stats	R: 0 E: 0 K: 3 S: 3 H: 0 LOB: 0 BB: 0 P: 3	R: 0 E: 0 K: 4 S: 4 H: 1 LOB: 1 BB: 0 P: 4	R: 1 E: 0 K: 1 S: 6 H: 1 LOB: 3 BB: 3 P: 18	R: 0 E: 0 K: 0 S: 4 H: 1 LOB: 1 BB: 0 P: 4	R: 3 E: 1 K: 0 S: 7 H: 4 LOB: 2 BB: 0 P: 7	R: 0 E: 0 K: 1 S: 5 H: 0 LOB: 0 BB: 0 P: 5	R: 1 E: 0 K: 2 S: 8 H: 1 LOB: 0 BB: 0 P: 8	R: 2 E: 0 K: 0 S: 4 H: 1 LOB: 1 BB: 2 P: 12		1B: 4 2B: 4 3B: 0 HR: 1	SF: 0 SAC: 1 DP: 2 HBP: 0			WP: 0 PB: 0 SB: 0 CS: 0	PA: 38		

PITCHER		IP	WLS	BF	H	R	ER	SO	BB	IBB	HBP	BLK	WP	HR	S	P	ERA	WHIP
Paul Byrd, R ERA: 4.94	(1, 1)	5.0		25	7	4	3	1	3	0	0	0	0	0	24	36	5.40	2.000
Rob Bell, R ERA:	(6, 1)	1.0		3	0	0	0	1	0	0	0	0	0	0	5	5	0.00	0.000
32 Danny Graves, R ERA: 4.3	(7, 1)	1.0		4	1	1	1	2	0	0	0	0	0	1	8	8	9.00	1.000
Jim Ed Warden, R ERA: 18.0	(8, 1)	1.0	L	6	1	2	2	0	2	0	0	0	0	0	4	12	18.00	3.000

livebaseballscorecards.com

TOP

Batter	1	2	3	4	5	6	7	8	9	AB	R	H	RBI	BB	SO	LOB
Juan Pierre, L (1, 8) OBP: 0.500, SLG: 0.833	C B X 1-1 2B 3B	C S B X 1-2 ② F7			X 0-0 ① B5-3	B F F X 1-2 25 2B 1-2 2-3 3-H 1B	C B B F F X 2-2 P5		X 0-0 25 SF8 SH 1-2 FC6-4 1B	6	3	3	1	0	0	0
Todd Walker, L (1, 4) OBP: 0.750, SLG: 1.250 Scott Williamson, R (6, 1) Jerry Hairston, R (6, 4) OBP: 1.000, SLG: 1.000 47 Scott Eyre, L (6, 1) John Mabry, L (8, PH)	F C X 0-2 16 1B SF 3-H 2B	C B F S 1-3 ③ K			C F F B F B X 2-2 2B	F B C X 1-2 25 2B 1-2 2-H 3-H 1B	C X 0-1 25 BB 1B		X 0-0 SH FC6-4 25 SF8 1-2 2-3 2B	4 0 1 0 1	2 0 1 0 0	3 0 1 0 0	3 0 1 0 0	0 0 0 0 0	1 0 0 0 0	0 0 0 0 1
25 Derrek Lee, R (1, 3) OBP: 0.667, SLG: 1.000	S B B F F F B B 4-2 SF 16 1B 19 HR BB	S B X 1-1 ① F8			B B B B	C F B 2 B B F F SAFE 3-2 X 1B 1-3 2-H G6-4-3 2B	B C B B F F F B 4-2 1-2 BB		B X 1-0 ① SF8 1-2 2-3 3-H	2	2	1	2	3	0	0
16 Aramis Ramirez, R (1, 5) OBP: 0.500, SLG: 0.250	B C X 1-1 L5-4 SF 1-2 2-3 1B	B B X 2-0 ② G6-3			B B X 2-0 ② F9	I I I 4-0 G6-4-3 1B IBB	C F D X 1-2 ③ G1-4-3		I I I 4-0 FC6-4 IBB	4	0	1	0	2	0	4
Jacque Jones, L (1, 9) 13 Will Ohman, L (5, 1) Neifi Perez, S (6, PH) OBP: 0.333, SLG: 0.333 (6, 4) (6, 6)	S X 0-1 SF 19 HR 1-2 2-3 3-H	B X 1-0 ③ F7			S F T 0-2 ③ K	C X 0-1 G6-4-3 1-2 2-3 3-H 1B		B X 1-0 ① F7	B S B X 2-1 FC6-4 1-2f 2-3 3-H 2B	2 0 3	1 0 1	0 0 1	1 0 2	0 0 0	1 0 0	2 0 2
Michael Barrett, R (1, 2) OBP: 0.500, SLG: 0.800	X 0-0 ① ② L5-4 2-2			S X 0-1 5 G6-3 2B		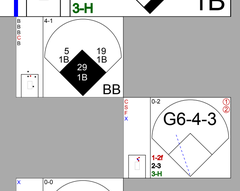		C X 0-1 ② F8	F X 0-1 1-H 3-H 2B	5	1	2	2	1	0	5
19 Matt Murton, R (1, 7) OBP: 0.667, SLG: 1.200 46 Ryan Dempster, R (9, 1)	C B C 1 SAFE B 1 F X 2-2 1-H 3-H HR			B S F X 1-2 ① G1-3		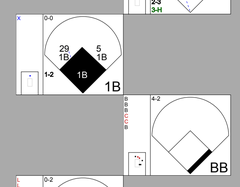		C F B X 1-2 1B	C B X 1-1 ③ F7	5 0	2 0	3 0	3 0	1 0	0 0	2 0
5 Ronny Cedeno, R (1, 6) OBP: 0.250, SLG: 0.250 Bob Howry, L (8, 1) Freddie Bynum, L (9, 7)	S F F B F X 1-2 ③ P4			X 0-0 ② G6-3 2-3		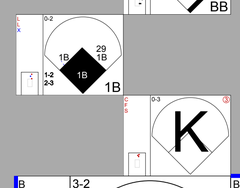		B X 1-0 ③ G1-3		4 0 0	1 0 0	1 0 0	0 0 0	0 0 0	1 0 0	3 0 0
38 Carlos Zambrano, S (1, 1) 29 Ángel Pagán, S (5, 9) OBP: 0.667, SLG: 0.667		B C F X 1-2 ① G4-3		B C F S 1-3 ③ K		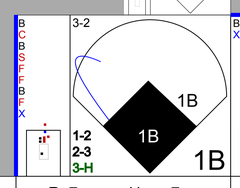		B X 1-0 ① G4-3	C B X 1-1 ③ SH 1B 25 SF8 1B	2 3	0 2	0 2	0 1	0 0	1 0	1 0
Inning Stats	R: 5 E: 1 K: 0 S: 23 H: 4 LOB: 0 BB: 1 P: 32	R: 0 E: 0 K: 1 S: 9 H: 0 LOB: 0 BB: 0 P: 12	R: 0 E: 0 K: 0 S: 4 H: 0 LOB: 0 BB: 0 P: 8	R: 0 E: 0 K: 1 S: 10 H: 1 LOB: 1 BB: 0 P: 12	R: 0 E: 0 K: 1 S: 10 H: 1 LOB: 2 BB: 1 P: 18	R: 7 E: 0 K: 1 S: 34 H: 7 LOB: 2 BB: 3 P: 54	R: 0 E: 0 K: 0 S: 14 H: 1 LOB: 2 BB: 1 P: 22	R: 0 E: 0 K: 0 S: 7 H: 1 LOB: 1 BB: 0 P: 10	R: 4 E: 1 K: 0 S: 11 H: 3 LOB: 1 BB: 1 P: 20	1B: 11 2B: 6 3B: 1 HR: 1 SF: 2 SAC: 1 DP: 2 HBP: 0						

PITCHER		IP	WLS	BF	H	R	ER	SO	BB	IBB	HBP	BLK	WP	HR	S	P	ERA	WHIP
39 Aaron Harang, R ERA: 10.8	(1, 1)	5.0	L	27	9	9	6	3	3	0	0	0	0	1	67	100	10.80	2.400
Chris Hammond, L ERA:	(6, 1)	0.0		2	2	0	0	0	0	0	0	0	0	0	6	8	∞	∞
Mike Burns, R ERA: 9.0	(6, 1)	1.0		6	2	3	3	1	1	1	0	0	0	0	17	28	27.00	3.000
31 Matt Belisle, R ERA:	(7, 1)	1.0		5	1	0	0	0	1	0	0	0	0	0	14	22	0.00	2.000
56 Todd Coffey, R ERA:	(8, 1)	1.0		4	1	0	0	0	0	0	0	0	0	0	7	10	0.00	1.000

PITCHER		IP	WLS	BF	H	R	ER	SO	BB	IBB	HBP	BLK	WP	HR	S	P	ERA	WHIP
Rick White, R ERA: 9.0	(9, 1)	1.0		8	3	4	1	0	0	1	0	0	0	0	11	20	9.00	3.000

BOTTOM

Batter	1	2	3	4	5	6	7	8	9	AB	R	H	RBI	BB	SO	LOB
Tony Womack, L (1, 4) OBP: 0.750, SLG: 1.000 Rich Aurilia, R (7, PH) OBP: 0.500, SLG: 1.000 (8, 4)	B B B C B 4-1 BB 1B SF8 BB	C F B B F X 2-2 2B		C L F B B X 2-2 ① G5-3		C B F B B F F B 4-2 SF8 BB BB	C B X 1-1 ② SF7 2-3 3-H		X 0-0 FC6-4 1-2 1B	2 1	1 0	0 1	2 1	0 0	0 0	0 0
Felipe Lopez, S (1, 6) OBP: 0.500, SLG: 0.250	C B F B 1 SAFE X 2-2 SF8 BB 1-2 1B	C B B X 2-1 ③ G2-3		C B B B B 4-1 G3-5-3 BB		B B B B 4-0 SF8 1-2 2-3 BB	1 SAFE B C F B C 2-3 ③ K		B C B X 2-1 ③ FC6-4 1-2f	4	0	1	0	2	1	5
Ken Griffey Jr., L (1, 8) OBP: 0.400, SLG: 0.333	B B B B C B 4-1 SF8 1-2 2-3 BB		C X 0-1 ① G4-3	B F B X 2-1 ②③ G3-5-3 1-2f		B X 1-0 ① SF8 1-2 2-3 3-H		B X 1-0 G4-3 PB 1B		3	0	1	1	1	0	1
Adam Dunn, L (1, 7) OBP: 0.400, SLG: 1.250	S X 0-1 ① SF8 1-2 2-3 3-H		X 0-0 12 BB HR 1B		C B C X 1-2 HR	F B F S 1-3 ② K		B F X 1-1 G4-3 1-3		4	2	2	2	0	1	3
12 Edwin Encarnación, R (1, 5)	S B C S 1-3 ② K		B B T B F B 4-2 1-2 HR BB		B F B C X 2-2 ① G5-3	S C S 0-3 ③ K		B B B C F B S 3-3 ② K		4	1	0	0	1	3	5
Scott Hatteberg, L (1, 3) OBP: 0.600, SLG: 1.333	B B C B F B 4-2 BB		B X 1-0 1-H 2-H HR		B C S B C 2-3 ② K	B B B B 4-0 FC5 1B BB	X 0-0 ③ G3-1			3	1	1	3	2	1	1
Austin Kearns, R (1, 9) OBP: 0.400, SLG: 0.600	F B B B F F X 3-2 ③ F7		C F B B B S 2-3 ② K		C B S X 1-2 2B	C C B B B X 2-2 6 BB FC5 1-2 SF7 1B			B C X 1-1 ① G6-3	5	1	2	0	0	1	3
Javier Valentin, S (1, 2) OBP: 0.200, SLG: 0.200		B X 1-0 ① F8	B X 1-0 1B		B S B X 2-1 ③ F9	S D X 1-1 ① FC5 SF7 6 BB 1-2 2-3f		B X 1-0 G4-3 PB 1B	C S S 0-3 ② K	5	0	1	0	0	1	3
39 Aaron Harang, R (1, 1) Chris Hammond, L (6, 1) Mike Burns, R (6, 1) 27 Chris Denorfia, R (6, PH) OBP: 1.000, SLG: 2.000 31 Matt Belisle, R (7, 1) 6 Ryan Freel, R (7, PH) 56 Todd Coffey, R (8, 1) Rick White, R (9, 1) Andy Abad, L (9, PH)		B C F S 1-3 ② K	B F C S 1-3 ③ K			C B B C B B X 3-2 BB SF8 2B	C B B C B C F F B 4-2 1-2 2-3 BB		B F B S B B 4-2 1B BB	2 0 0 0 1 0 0 0 0 0	0 0 0 0 0 0 0 0 0 0	0 0 0 0 0 0 0 0 0 0	0 0 0 0 0 0 0 0 0 1	2 0 0 0 1 0 0 0 0 0	1 0 0 0 0 0 0 0 0 0	0 0 0 0 0 0 0 0 0 0
Inning Stats	R: 1 E: 0 K: 1 S: 16 H: 1 LOB: 3 BB: 3 P: 34	R: 0 E: 0 K: 1 S: 10 H: 1 LOB: 1 BB: 0 P: 16	R: 3 E: 0 K: 2 S: 13 H: 3 LOB: 1 BB: 1 P: 22	R: 0 E: 0 K: 0 S: 7 H: 0 LOB: 0 BB: 1 P: 15	R: 1 E: 0 K: 1 S: 14 H: 2 LOB: 1 BB: 0 P: 22	R: 1 E: 0 K: 2 S: 14 H: 1 LOB: 2 BB: 2 P: 27	R: 1 E: 1 K: 1 S: 14 H: 1 LOB: 2 BB: 2 P: 28	R: 0 E: 0 K: 1 S: 7 H: 1 LOB: 1 BB: 0 P: 12	R: 0 E: 0 K: 1 S: 10 H: 1 LOB: 2 BB: 1 P: 17	1B: 6 2B: 3 3B: 0 HR: 2 SF: 3 SAC: 0 DP: 1 HBP: 0						

PITCHER		IP	WLS	BF	H	R	ER	SO	BB	IBB	HBP	BLK	WP	HR	S	P	ERA	WHIP
38 Carlos Zambrano, R ERA: 9.64	(1, 1)	4.2		25	7	5	5	5	5	0	0	0	0	2	58	105	9.64	2.571
13 Will Ohman, L ERA:	(5, 1)	0.1	W	1	0	0	0	0	0	0	0	0	0	0	2	4	0.00	0.000
Scott Williamson, R ERA:	(6, 1)	0.0		3	1	1	1	0	2	0	0	0	0	0	7	18	∞	∞
47 Scott Eyre, L ERA:	(6, 1)	2.0		9	1	1	0	3	2	0	0	0	0	0	21	37	0.00	1.500
Bob Howry, R ERA:	(8, 1)	1.0		4	1	0	0	1	0	0	0	0	0	0	7	12	0.00	1.000

PITCHER		IP	WLS	BF	H	R	ER	SO	BB	IBB	HBP	BLK	WP	HR	S	P	ERA	WHIP
46 Ryan Dempster, R ERA:	(9, 1)	1.0		5	1	0	0	1	1	0	0	0	0	0	10	17	0.00	2.000

Chicago Cubs @ Cincinnati Reds

Great American Ball Park, Cincinnati, OH

Mon Apr 03 2006, 2:10 PM EDT

Att. 42,591 - Overcast - 50 F

livebaseballscorecards.com

AB	42
R	16
H	18
RBI	15
BB	7
SO	4
LOB	20

Chicago Cubs @ Cincinnati Reds

Great American Ball Park, Cincinnati, OH

Wed Apr 05 2006, 12:35 PM EDT

Att. 27,287 - Sunny - 54 F

TOP

Batter	1	2	3	4	5	6	7	8	9	AB	R	H	RBI	BB	SO	LOB
Juan Pierre, L (1, 8) OBP: 0.400, SLG: 0.700	C B L X 1-2 ① G3-1		C C F S 0-3 ① K			C B B X 2-1 25 HR 2B	B B C B C F X 3-2 ③ F8			4	1	1	0	0	1	0
Todd Walker, L (1, 4) 47 Scott Eyre, L (8, 1)	X 0-0 16 HR 1B		C X 0-1 ② P4			C F F F B X 1-2 ① P3		B B C X 2-1 ① G4-3		4 0	1 0	1 0	0 0	0 0	0 0	1 0
25 Derrek Lee, R (1, 3) OBP: 0.500, SLG: 1.000	C 1 SAFE B B S F X 2-2 ② F9		C C B F B C 2-3 ③ K			F F B X 1-2 2-H HR		X 0-0 ② F7		4	1	1	2	0	1	1
16 Aramis Ramirez, R (1, 5) OBP: 0.400, SLG: 0.625	B C B F F X 2-2 1-H HR			X 0-0 ① F7		C F B X 1-2 ② P4		C X 0-1 ③ F9		4	1	1	2	0	0	0
Jacque Jones, L (1, 9)	C B F X 1-2 ③ G4-3			C S B F X 1-2 ② F8		S F S 0-3 ③ K			B X 1-0 ① G3-1	4	0	0	0	0	1	0
Michael Barrett, R (1, 2) OBP: 0.300, SLG: 0.444		B C C F B T F S 2-3 ① K		X 0-0 ③ F8			C B C B X 2-2 ① G5-3		C S X 0-2 ② F8	4	0	0	0	0	1	0
19 Matt Murton, R (1, 7) OBP: 0.400, SLG: 0.667		B X 1-0 ② G6-3			X 0-0 ① G1-3		B C C F F B X 2-2 ② G1-3		C S X 0-2 ③ G6-3	4	0	0	0	0	0	0
5 Ronny Cedeno, R (1, 6) OBP: 0.429, SLG: 0.571		X 0-0 1B			C F B B C 2-3 ② K		C X 0-1 HR 2B			3	1	2	0	0	1	0
Glendon Rusch, L (1, 1) Freddie Bynum, L (5, PH) Jerome Williams, R (5, 1) 13 Will Ohman, L (6, 1) John Mabry, L (7, PH) OBP: 0.500, SLG: 2.000 Scott Williamson, R (7, 1) Jerry Hairston, R (8, 4) OBP: 1.000, SLG: 1.000		F B S B S 2-3 ③ K			B B S F B C 3-3 ③ K		D X 1-0 2-H HR			1 1 0 0 1 0 0 0	0 0 0 0 1 0 0 0	0 0 0 0 2 0 0 0	0 0 0 0 0 0 0 0	1 1 0 0 0 0 0 0	1 0 0 0 0 0 0 0	1 0 0 0 0 0 0 0
Inning Stats	R: 2 E: 0 K: 0 S: 15 H: 2 LOB: 0 BB: 0 P: 21	R: 0 E: 0 K: 2 S: 11 H: 1 LOB: 1 BB: 0 P: 16	R: 0 E: 0 K: 2 S: 10 H: 0 LOB: 0 BB: 0 P: 12	R: 0 E: 0 K: 0 S: 6 H: 0 LOB: 0 BB: 0 P: 7	R: 0 E: 0 K: 2 S: 7 H: 0 LOB: 0 BB: 0 P: 12	R: 2 E: 0 K: 1 S: 16 H: 2 LOB: 0 BB: 0 P: 21	R: 2 E: 0 K: 0 S: 15 H: 2 LOB: 0 BB: 0 P: 23	R: 0 E: 0 K: 0 S: 5 H: 0 LOB: 0 BB: 0 P: 7	R: 0 E: 0 K: 0 S: 7 H: 0 LOB: 0 BB: 0 P: 8	1B: 2 2B: 2 3B: 0 HR: 3	SF: 0 SAC: 0 DP: 0 HBP: 0				WP: 0 PB: 0 SB: 0 CS: 0	PA: 34	

PITCHER		IP	WLS	BF	H	R	ER	SO	BB	IBB	HBP	BLK	WP	HR	S	P	ERA	WHIP
61 Bronson Arroyo, R ERA: 4.05	(1, 1)	6.2	W	26	6	5	3	7	0	0	0	0	0	2	75	103	4.05	0.900
Kent Mercker, L ERA: 13.5	(7, 1)	0.2	H	3	1	1	1	0	0	0	0	0	0	1	7	13	13.50	1.500
56 Todd Coffey, R ERA:	(8, 1)	0.2	H	2	0	0	0	0	0	0	0	0	0	0	3	3	0.00	0.000
25 David Weathers, R ERA:	(9, 1)	1.0	S	3	0	0	0	0	0	0	0	0	0	0	7	8	0.00	0.000

livebaseballscorecards.com

AB	34
R	6
H	7
RBI	6
BB	0
SO	7
LOB	3

BOTTOM

Batter	1	2	3	4	5	6	7	8	9	AB	R	H	RBI	BB	SO	LOB
6 Ryan Freel, R (1, 4) OBP: 0.667, SLG: 0.667	C B B C X 2-2 G4-3 1B 2B		B B B C B 4-1 S S HR BB	B B C D B 4-1 BB	B B B C F F X 3-2 G6-3 1-2 2-3 3-H			L B B B X 3-1 ① FC3-6 E S 1-2f G6-3		3	3	1	0	2	0	3
Felipe Lopez, S (1, 6) OBP: 0.273, SLG: 0.111	X 0-0 ① G4-3 2-3		B C C B D X 3-2 ① F9	B B C C X 2-2 ③ G1-3		X 0-0 ① F9		D 1 SAFE F F 1 SAFE 1 SAFE B F X 2-2 ② G6-3 1-H		5	0	0	1	0	0	4
Ken Griffey Jr., L (1, 8) OBP: 0.300, SLG: 0.625	C B C B B X 3-2 ② P5		1 SAFE 1 SAFE F 1 SAFE C F P B F 3-3 B S ② K 1-2		C X 0-1 HR	B X 1-0 ② F8		B X 1-0 ③ G6-3		5	1	1	1	0	1	2
Rich Aurilia, R (1, 3) OBP: 0.500, SLG: 1.200 Kent Mercker, L (7, 1) 56 Todd Coffey, R (8, 1) 25 David Weathers, R (9, 1)	C B B X 2-1 FC6-5 3-H 1B		C B B F B X 3-2 2-H HR		C B X 1-1 ① F8	B C B X 2-1 F8				4 0 0 0	1 0 0 0	2 0 0 0	3 0 0 0	0 0 0 0	0 0 0 0	0 0 0 0
Adam Dunn, L (1, 7) OBP: 0.556, SLG: 1.143	F B X 1-1 ③ FC6-5 1-2f		F B B B X 3-1 1B		B C B B B 4-1 12 2B 26 SF9 BB		B F B X 2-1 G5-3 2B			3	1	2	0	1	0	1
12 Edwin Encarnación, R (1, 5) OBP: 0.222, SLG: 0.250		C B X 1-1 ① L1	X 0-0 ③ F7		X 0-0 26 SF9 1-3 6 PB 2B		S B S S 1-3 ① K			4	1	1	0	0	1	2
Austin Kearns, R (1, 9) OBP: 0.444, SLG: 0.500		B X 1-0 ② G6-3		C B B C F B X 3-2 61 SH5-4 1B	B B B I 4-0 6 PB 61 BB IBB		B 2 SAFE X 1-0 ② G5-3 2-3			3	0	1	0	1	0	1
26 David Ross, R (1, 2)		C F B T 1-2 ③ K		B B C B X 3-1 ① L9	X 0-0 ② SF9 2-3 3-H		S S S 0-3 ③ K2-3			3	0	0	1	0	2	2
61 Bronson Arroyo, R (1, 1) OBP: 1.000, SLG: 4.000 Scott Hatteberg, L (7, 3) OBP: 0.667, SLG: 1.333			C T X 0-2 HR	X 0-0 ② SH5-4 1-2	D B B C B 4-1 6 PB 1-2 BB			B B B C F B 4-2 6 FC3-6 BB		1 0	1 0	1 0	1 0	1 1	0 0	0 0
Inning Stats	R: 1 E: 0 K: 0 S: 11 H: 2 LOB: 1 BB: 0 P: 19	R: 0 E: 0 K: 1 S: 6 H: 0 LOB: 0 BB: 0 P: 9	R: 3 E: 0 K: 1 S: 19 H: 3 LOB: 1 BB: 1 P: 34	R: 0 E: 0 K: 0 S: 11 H: 1 LOB: 2 BB: 1 P: 23	R: 3 E: 0 K: 0 S: 12 H: 2 LOB: 2 BB: 3 P: 28	R: 0 E: 0 K: 0 S: 4 H: 0 LOB: 0 BB: 0 P: 7	R: 0 E: 0 K: 2 S: 9 H: 1 LOB: 1 BB: 0 P: 13	R: 1 E: 0 K: 0 S: 9 H: 0 LOB: 0 BB: 1 P: 19		1B: 3 2B: 3 3B: 0 HR: 3	SF: 1 SAC: 1 DP: 0 HBP: 0				WP: 0 PB: 1 SB: 3 CS: 0	PA: 39	

PITCHER		IP	WLS	BF	H	R	ER	SO	BB	IBB	HBP	BLK	WP	HR	S	P	ERA	WHIP
Glendon Rusch, L ERA: 9.0	(1, 1)	4.0	L	20	6	4	4	2	2	0	0	0	0	2	47	85	9.00	2.000
Jerome Williams, R ERA: 18.0	(5, 1)	1.0		8	2	3	2	0	2	1	0	0	0	1	12	28	18.00	4.000
13 Will Ohman, L ERA:	(6, 1)	1.0		3	0	0	0	0	0	0	0	0	0	0	4	7	0.00	0.000
Scott Williamson, R ERA: 6.75	(7, 1)	1.1		6	1	1	0	2	1	0	0	0	0	0	13	24	0.00	1.500
47 Scott Eyre, L ERA:	(8, 1)	0.2		2	0	0	0	0	0	0	0	0	0	0	5	8	0.00	0.000

livebaseballscorecards.com

AB	31
R	8
H	9
RBI	7
BB	6
SO	4
LOB	15

Pittsburgh Pirates @ Cincinnati Reds

Great American Ball Park, Cincinnati, OH

Thu Apr 06 2006, 7:10 PM EDT

Att. 13,887 - Rain - 51 F

livebaseballscorecards.com

TOP

Batter	1	2	3	4	5	6	7	8	9	AB	R	H	RBI	BB	SO	LOB
6 Chris Duffy, L (1, 8) OBP: 0.143, SLG: 0.077	H 1-0 2 2B HBP		C F F T 0-2 ② K	C S B B C 2-3 ③ K		X 0-0 ③ FC4-6 1-2f			B C L F F B S 2-3 ① K	4	0	0	0	0	3	4
2 Jack Wilson, R (1, 6) OBP: 0.412, SLG: 0.357	1 SAFE C F F X 0-2 1-3 2B		B C B X 2-1 ③ F9		C F B X 1-2 ① F7		X 0-0 ① B1-3		C C S 0-3 ② K	5	0	1	0	0	1	0
Sean Casey, L (1, 3) OBP: 0.294, SLG: 0.500	C X 0-1 ① P2			B S H 2-1 1B HR HBP	F B B C B X 3-2 ② F7		C X 0-1 ② G6-3		B F X 1-1 ③ G3-1	4	1	0	0	0	0	2
Jason Bay, R (1, 7) OBP: 0.438, SLG: 0.500	C B S B X 2-2 ② G1-3			F B C X 1-2 1-2 HR 1B	X 0-0 1B		C B C C 1-3 ③ K			4	1	2	0	0	1	2
Jeromy Burnitz, L (1, 9) OBP: 0.231, SLG: 0.462	F F X 0-2 ③ F9			C S B S 1-3 ① K	F F B X 1-2 ③ G4-3			C B X 1-1 ① G5-3		4	0	0	0	0	1	5
Joe Randa, R (1, 5) OBP: 0.250, SLG: 0.438		B B X 2-0 ① F8		B C S B F X 2-2 1-H 2-H HR		C X 0-1 ① L8		C B B X 2-1 ② G5-3		4	1	1	3	0	0	0
Jose Castillo, R (1, 4) OBP: 0.500, SLG: 0.600		B B C F F S 2-3 ② K		F F B B X 2-2 45 SH1-4 41 HBP 1B		C B X 1-1 12 1B 1B		C B C X 1-2 41 HR 1B		4	1	3	0	0	1	0
41 Ryan Doumit, S (1, 2) OBP: 0.333, SLG: 0.571		B S S S X 1-2 ③ G2-3		H 1-0 45 SH1-4 1-2 HBP		B X 1-0 ② F7		B B 1 SAFE C X 2-1 1-H HR		3	1	1	2	0	0	1
45 Ian Snell, R (1, 1)			B C S B S 2-3 ① K	L L X 0-2 ② SH1-4 1-2 2-3		1 SAFE F F B B F 1 SAFE X 2-2 6 FC4-6 1-3 1B		F B F B S 2-3 ③ K		1	0	0	0	0	1	0
12 Freddy Sanchez, R (6, PH) OBP: 0.250, SLG: 0.250										1	0	1	0	0	0	0
34 John Grabow, L (6, 1)										0	0	0	0	0	0	0
Craig Wilson, R (8, PH) OBP: 0.500, SLG: 0.600										0	0	0	0	0	0	0
Michael Gonzalez, R (8, 1)										1	0	0	0	0	1	0
										0	0	0	0	0	0	0
Inning Stats	R: 0 E: 0 K: 0 S: 12 H: 1 LOB: 2 BB: 0 P: 15	R: 0 E: 0 K: 1 S: 8 H: 0 LOB: 0 BB: 0 P: 13	R: 0 E: 0 K: 2 S: 9 H: 0 LOB: 0 BB: 0 P: 13	R: 3 E: 0 K: 2 S: 20 H: 3 LOB: 2 BB: 0 P: 31	R: 0 E: 0 K: 0 S: 10 H: 1 LOB: 1 BB: 0 P: 15	R: 0 E: 0 K: 0 S: 11 H: 2 LOB: 2 BB: 0 P: 15	R: 0 E: 0 K: 1 S: 6 H: 0 LOB: 0 BB: 0 P: 7	R: 2 E: 0 K: 1 S: 12 H: 2 LOB: 0 BB: 0 P: 20	R: 0 E: 0 K: 2 S: 10 H: 0 LOB: 0 BB: 0 P: 13	1B: 6 2B: 1 3B: 0 HR: 2 SF: 0 SAC: 1 DP: 0 HBP: 3						

PITCHER		IP	WLS	BF	H	R	ER	SO	BB	IBB	HBP	BLK	WP	HR	S	P	ERA	WHIP
Brandon Claussen, L ERA: 5.4	(1, 1)	5.0		23	5	3	3	5	0	0	3	0	0	1	59	87	5.40	1.000
Mike Burns, R ERA: 4.5	(6, 1)	1.0	H	5	2	0	0	0	0	0	0	0	0	0	11	15	0.00	2.000
Rick White, R ERA: 9.0	(7, 1)	2.0	W	8	2	2	2	2	0	0	0	0	0	1	18	27	9.00	1.000
25 David Weathers, R ERA:	(9, 1)	1.0	S	3	0	0	0	2	0	0	0	0	0	0	10	13	0.00	0.000

AB	35
R	5
H	9
RBI	5
BB	0
SO	9
LOB	14

BOTTOM

Batter	1	2	3	4	5	6	7	8	9	AB	R	H	RBI	BB	SO	LOB
Tony Womack, L (1, 4) OBP: 0.556, SLG: 0.571	B C X 1-1 ① F7	C S B F X 1-2 1B 2-H 3-H 1B		X 0-0 SH1-3 1B	B X 1-0 ③ F8			B C L B L 2-3 ① K		5	0	2	2	0	1	3
Felipe Lopez, S (1, 6) OBP: 0.467, SLG: 0.417	B B X 2-0 1B 2B	1 SAFE 1 SAFE C P X 1-1 BB 1-3 1B		B X 1-0 ① SH1-3 1-2		C B B S B B 4-2 G4-6-3 BB		B C X 1-1 1B 1-2 1B		3	1	3	0	1	0	0
Ken Griffey Jr., L (1, 8) OBP: 0.333, SLG: 0.500	C 2 B F B F B X SAFE 3-2 2-H FC5-4 1B	B B B B 4-0 1-2 BB		F F S 0-3 ② K		B X 1-0 ① ② G4-6-3 1-2f		X 0-0 ② P6		4	0	1	1	1	1	4
Adam Dunn, L (1, 7) OBP: 0.500, SLG: 1.083	B S C S S 1-3 ② K	X 0-0 ③ F7		C F B F X 1-2 ③ G1-3		X 0-0 HR		B S S X 1-2 1-3 2-H 1B		5	1	2	2	0	1	5
Rich Aurilia, R (1, 5) OBP: 0.273, SLG: 0.600	D F X 1-1 ③ FC5-4 1-2f		B X 1-0 ① P3		F F X 0-2 ① L7	B X 1-0 ③ G5-3		C X 0-1 ③ G5-3		5	0	0	0	0	0	3
Scott Hatteberg, L (1, 3) OBP: 0.600, SLG: 0.833		B C T X 1-2 1B 1B 1B	B X 1-0 ② F7		B B B B 4-0 12 1B 1B BB		B B X 2-0 ① P6			3	2	1	0	1	0	0
Austin Kearns, R (1, 9) OBP: 0.385, SLG: 0.500		C S B F F B S 2-3 ① K	B S X 1-1 2B		B F C F F B S 2-3 ② K		B F B S F C 2-3 ② K			4	0	1	0	0	3	2
Javier Valentin, S (1, 2) OBP: 0.444, SLG: 0.375	X 0-0 SH3 1-3 1B 1B	I I I 4-0 IBB			X 0-0 12 1B 1-2 1B		B S B X 2-1 ③ F9			3	1	2	0	1	0	0
Brandon Claussen, R (1, 1)	X 0-0 ② SH3 1-2	B F S B C 2-3 ③ K			C X 0-1 1-2 2-H 1B			B F F B B X 3-1 1B 1B 1B		1	0	0	0	0	1	2
12 Edwin Encarnación, R (5, PH) OBP: 0.300, SLG: 0.333										1	0	1	1	0	0	0
Mike Burns, R (6, 1)										0	0	0	0	0	0	0
Rick White, R (7, 1)										0	0	0	0	0	0	0
27 Chris Denorfia, R (8, PH) OBP: 1.000, SLG: 1.500										1	1	1	0	0	0	0
25 David Weathers, R (9, 1)										0	0	0	0	0	0	0
Inning Stats	R: 1 E: 0 K: 1 S: 12 H: 2 LOB: 1 BB: 0 P: 20	R: 2 E: 0 K: 1 S: 18 H: 4 LOB: 3 BB: 1 P: 26	R: 0 E: 0 K: 1 S: 7 H: 1 LOB: 2 BB: 1 P: 16	R: 0 E: 0 K: 1 S: 9 H: 1 LOB: 1 BB: 0 P: 11	R: 1 E: 0 K: 1 S: 12 H: 2 LOB: 2 BB: 1 P: 19	R: 1 E: 0 K: 0 S: 5 H: 1 LOB: 0 BB: 1 P: 11	R: 0 E: 0 K: 1 S: 7 H: 0 LOB: 0 BB: 0 P: 13	R: 1 E: 0 K: 1 S: 13 H: 3 LOB: 2 BB: 0 P: 20		1B: 11 2B: 2 3B: 0 HR: 1 SF: 0 SAC: 2 DP: 1 HBP: 0						

PITCHER		IP	WLS	BF	H	R	ER	SO	BB	IBB	HBP	BLK	WP	HR	S	P	ERA	WHIP
45 Ian Snell, R ERA: 7.2	(1, 1)	5.0		28	10	4	4	5	2	1	0	0	0	0	58	92	7.20	2.400
34 John Grabow, L ERA: 9.0	(6, 1)	2.0		7	1	1	1	1	1	0	0	0	0	1	12	24	4.50	1.000
Michael Gonzalez, L ERA: 9.0	(8, 1)	1.0	L	6	3	1	1	1	0	0	0	0	0	0	13	20	9.00	3.000

AB	41
R	6
H	14
RBI	6
BB	4
SO	7
LOB	19

Batter	1	2	3	4	5	6	7	8	9	AB	R	H	RBI	BB	SO	LOB
13 Nate McLouth, L (1, 8) OBP: 0.182, SLG: 0.273	B C B T X 2-2 F9 ①		B C B X 2-1 G4-3 ③			C F X 0-2 HR 2B	C F C 0-3 K ③		B B C F C 2-3 K ①	5	1	1	0	0	2	1
José Hernández, R (1, 6) OBP: 0.400, SLG: 0.250 2 Jack Wilson, R (9, PR) OBP: 0.412, SLG: 0.357	C X 0-1 1B			B C F X 1-2 G4-3 ①		B X 1-0 F8 ①		F B F B F X 2-2 L3 ①	B B B B 4-0 FC5 BB BB	4 0	0 0	1 0	0 0	1 0	0 0	1 0
Sean Casey, L (1, 3) OBP: 0.364, SLG: 0.700 6 Chris Duffy, L (9, PR) OBP: 0.143, SLG: 0.077	C F B B X 2-2 F8 ②			C B C X 1-2 F8 ②		C X 0-1 2-H HR		C B B B X 2-1 1B FC4-6 2B	B B C B B 4-1 1-2 FC5 BB	4 0	2 0	2 0	2 0	1 0	0 0	1 0
Jason Bay, R (1, 7) OBP: 0.429, SLG: 0.471	C B C B B S 3-3 K ③			C F B X 1-2 1B		C C X 0-2 G5-3 ②		C X 0-1 FC4-6 2-3 1B	X 0-0 FC5 1-2 2-3f ②	5	0	2	0	0	1	3
Jeromy Burnitz, L (1, 9) OBP: 0.222, SLG: 0.389		B S F X 1-2 P6 ①		C B X 1-1 G5-3 ③		F B X 1-1 1B		B X 1-0 FC4-6 1-2f 3-H ②	C F S 0-3 K2-3 ③	5	0	1	1	0	1	4
Joe Randa, R (1, 5) OBP: 0.200, SLG: 0.350		B X 1-0 G6-3 ②			C B C X 1-2 P3 ①	S B F X 1-2 F9 ③		C F X 0-2 FC6-4 1-2f ③		4	0	0	0	0	0	2
Jose Castillo, R (1, 4) OBP: 0.450, SLG: 0.500		C B F X 1-2 G1-3 ③			X 0-0 E6		F F B F T 1-2 K ①		B F B F B B 4-2 41 1B 41 E BB	3	1	0	0	1	1	0
41 Ryan Doumit, S (1, 2) OBP: 0.385, SLG: 0.500			C H 1-1 28 B2-6-3 HBP		B X 1-0 F7 ②		B B F B X 3-1 F7 ②		B B C F X 2-2 E7 1-H HR 1B	3	1	1	0	0	0	1
28 Paul Maholm, L (1, 1) 12 Freddy Sanchez, R (7, PH) OBP: 0.400, SLG: 0.400 34 John Grabow, L (7, 1) 55 Matt Capps, R (7, 1) Damaso Marte, L (8, 1) Craig Wilson, R (9, PH) OBP: 0.571, SLG: 1.167			L B X 1-1 B2-6-3 1-2f ① ②		C S B X 1-2 G5-3 ③		X 0-0 1B		C S X 0-2 2-H HR	2 1 0 0 0 1	0 0 0 0 0 1	0 1 0 0 0 2	0 0 0 0 0 1	0 0 0 0 0 1	0 0 0 0 0 3	2 0 0 0 0 4
Inning Stats	R: 0 E: 0 K: 1 S: 11 H: 1 LOB: 1 BB: 0 P: 18	R: 0 E: 0 K: 0 S: 7 H: 0 LOB: 0 BB: 0 P: 10	R: 0 E: 0 K: 0 S: 5 H: 0 LOB: 0 BB: 0 P: 9	R: 0 E: 0 K: 0 S: 11 H: 1 LOB: 1 BB: 0 P: 15	R: 0 E: 1 K: 0 S: 8 H: 0 LOB: 1 BB: 0 P: 11	R: 2 E: 0 K: 0 S: 14 H: 3 LOB: 1 BB: 0 P: 17	R: 0 E: 0 K: 2 S: 10 H: 1 LOB: 1 BB: 0 P: 14	R: 1 E: 0 K: 0 S: 12 H: 2 LOB: 1 BB: 0 P: 17	R: 3 E: 1 K: 2 S: 17 H: 2 LOB: 2 BB: 3 P: 33	1B: 6 2B: 2 3B: 0 HR: 2 SF: 0 SAC: 0 DP: 1 HBP: 1						

PITCHER		IP	WLS	BF	H	R	ER	SO	BB	IBB	HBP	BLK	WP	HR	S	P	ERA	WHIP
22 Eric Milton, L ERA: 2.57	(1, 1)	7.0	W	28	6	2	2	3	0	0	1	0	0	1	66	94	2.57	0.857
56 Todd Coffey, R ERA: 3.38	(8, 1)	1.0		5	2	1	1	0	0	0	0	0	0	0	12	17	9.00	2.000
Chris Hammond, L ERA:	(9, 1)	0.0		2	1	2	2	0	1	0	0	0	0	0	5	11	∞	∞
25 David Weathers, R ERA: 3.38	(9, 1)	0.2	H	5	1	1	1	1	2	0	0	0	0	1	8	18	13.50	4.500
Kent Mercker, L ERA: 9.0	(9, 1)	0.1	S	1	0	0	0	1	0	0	0	0	0	0	4	4	0.00	0.000

PITCHER		IP	WLS	BF	H	R	ER	SO	BB	IBB	HBP	BLK	WP	HR	S	P	ERA	WHIP

TOP

Pittsburgh Pirates @ Cincinnati Reds

Great American Ball Park, Cincinnati, OH

Fri Apr 07 2006, 7:10 PM EDT
Att. 16,573 - Overcast - 60 F

livebaseballscorecards.com

AB	37
R	6
H	10
RBI	5
BB	3
SO	5
LOB	15

Batter	1	2	3	4	5	6	7	8	9	AB	R	H	RBI	BB	SO	LOB
6 Ryan Freel, R (1, 4) OBP: 0.636, SLG: 0.714	C C B F B X 2-2 G3 2B		C B F B B B 4-2 HR BB	B C B B C X 3-2 G6-3 ②		C D B B B C X 3-2 P3 ③		X 0-0 1B 1-2 1B		4	1	2	0	1	0	1
Felipe Lopez, S (1, 6) OBP: 0.500, SLG: 0.824	B B B C S S 3-3 K ①		B X 1-0 1-H HR	B B C S F B X 3-2 G1-3 ③			X 0-0 HR	X 0-0 1-2 2-3 1B		5	2	3	3	0	1	1
Ken Griffey Jr., L (1, 8) OBP: 0.300, SLG: 0.412	B B C C X 2-2 G3 2-3 ②		B C C X 1-2 F8 ①		B X 1-0 1B		X 0-0 P4 ①	X 0-0 P5 ②		5	0	1	0	0	0	4
Rich Aurilia, R (1, 3) (8, 5) OBP: 0.188, SLG: 0.400	B X 1-0 L9 ③		X 0-0 G6-3 ②		C C X 0-2 F7 ①		C F B X 1-2 F9 ②	B C B X 2-1 L6 ③		5	0	0	0	0	0	5
Adam Dunn, L (1, 7) OBP: 0.556, SLG: 1.000		C F B B B B 4-2 G3 12 BB 26 G6-3 BB	B B B C B 4-1 12 2B 2B BB		C C F C 0-3 K ②		X 0-0 1B			2	2	1	0	2	1	1
12 Edwin Encarnación, R (1, 5) OBP: 0.357, SLG: 0.417 56 Todd Coffey, R (8, 1) Chris Hammond, L (9, 1) 25 David Weathers, R (9, 1) Kent Mercker, L (9, 1)		B B B B C B 4-1 26 G6-3 G3 1-2 BB	B D X 2-0 2B 1-3 2B		X 0-0 F9 ③		B F X 1-1 P5 ③			3 0 0 0 0	1 0 0 0 0	1 0 0 0 0	0 0 0 0 0	1 0 0 0 0	0 0 0 0 0	2 0 0 0 0
Austin Kearns, R (1, 9) OBP: 0.353, SLG: 0.500		B C D S X 2-2 G3 1-2 2-3 ①	B B X 2-0 2-H 3-H 2B			F F X 0-2 G5-3 ①		S S T F B F S 1-3 K ①		4	0	1	2	0	1	2
26 David Ross, R (1, 2) OBP: 0.250, SLG: 0.667	X 0-0 G6-3 2-3 3-H ②	B X 1-0 L7 ③				S B B B B 4-1 22 SH5-4 BB		X 0-0 HR		3	1	1	2	1	0	2
22 Eric Milton, L (1, 1) Scott Hatteberg, L (8, 3) OBP: 0.636, SLG: 0.833	C B X 1-1 G6-3 ③			C B C S 1-3 K ①		X 0-0 SH5-4 1-2 ②		C B F B F B B 4-2 1B 6 1B BB		2 0	0 0	0 0	0 0	0 1	1 0	1 0
Inning Stats	R: 0 E: 0 K: 1 S: 11 H: 1 LOB: 1 BB: 0 P: 19	R: 1 E: 0 K: 0 S: 9 H: 0 LOB: 1 BB: 2 P: 20	R: 4 E: 0 K: 0 S: 11 H: 3 LOB: 1 BB: 2 P: 26	R: 0 E: 0 K: 1 S: 10 H: 0 LOB: 0 BB: 0 P: 17	R: 0 E: 0 K: 1 S: 9 H: 1 LOB: 1 BB: 0 P: 10	R: 0 E: 0 K: 0 S: 8 H: 0 LOB: 1 BB: 1 P: 15	R: 1 E: 0 K: 0 S: 8 H: 2 LOB: 1 BB: 0 P: 10	R: 1 E: 0 K: 1 S: 15 H: 3 LOB: 3 BB: 1 P: 22		1B: 4 2B: 3 3B: 0 HR: 3 SF: 0 SAC: 1 DP: 0 HBP: 0						

PITCHER		IP	WLS	BF	H	R	ER	SO	BB	IBB	HBP	BLK	WP	HR	S	P	ERA	WHIP
28 Paul Maholm, L ERA: 7.5	(1, 1)	6.0	L	28	5	5	5	3	5	0	0	0	0	1	58	107	7.50	1.667
34 John Grabow, L ERA: 10.13	(7, 1)	0.2		4	2	1	1	0	0	0	0	0	0	1	6	7	13.50	3.000
55 Matt Capps, R ERA: 11.57	(7, 1)	0.2		6	3	1	1	1	1	0	0	0	0	1	14	20	13.50	6.000
Damaso Marte, L ERA: 9.0	(8, 1)	0.2		2	0	0	0	0	0	0	0	0	0	0	3	5	0.00	0.000

PITCHER		IP	WLS	BF	H	R	ER	SO	BB	IBB	HBP	BLK	WP	HR	S	P	ERA	WHIP

TOP

Batter	1	2	3	4	5	6	7	8	9	AB	R	H	RBI	BB	SO	LOB
6 Chris Duffy, L (1, 8) OBP: 0.158, SLG: 0.167	C F S 0-3 ① K		S S S 0-3 ② K		C F X 0-2 ② G3		C X 0-1 2 2B 1-3 2B		C X 0-1 ① F8	5	1	1	0	0	2	0
2 Jack Wilson, R (1, 6) OBP: 0.455, SLG: 0.444	B S B F X 2-2 ② P4		B C S F B X 2-2 1B		B C X 1-1 ③ F7		B C F X 1-2 2B 2-H 3-H		B B B B 4-0 1B 12 1B BB	4	1	2	2	1	0	0
Sean Casey, L (1, 3) OBP: 0.333, SLG: 0.600	C B T X 1-2 ③ G3		C 1 B X SAFE 1-1 ③ F8			B F X 1-1 ① G3-1	C C B C 1-3 ③ K		D C D X 2-1 12 1B 1B 1-2 1B	5	1	1	0	0	1	2
Jason Bay, R (1, 7) OBP: 0.500, SLG: 0.571		C B B S F F F X 2-2 HR 2B	S B B X 2-1 ① G5-3			C B B X 2-1 1B		C B S B B F F B 4-2 G3 WP 12 2B BB	C X 0-1 12 1B BLK 1-2 2-3 1B	4	3	3	0	1	0	0
Jeromy Burnitz, L (1, 9) OBP: 0.182, SLG: 0.318 34 John Grabow, L (8, 1) José Hernández, R (9, PH) OBP: 0.333, SLG: 0.200	F F B F B B F S 3-3 ① K		B T C F B F B S 3-3 ② K			S S B S 1-3 ② K		B B B C X 3-1 ① G3 1-3	C C S 0-3 ② K	4 0 1	0 0 0	0 0 0	0 0 0	0 0 0	3 0 1	3 0 3
12 Freddy Sanchez, R (1, 5) OBP: 0.500, SLG: 0.700	B F X 1-1 ② G1-3		B X 1-0 1B 2B			C T X 0-2 ③ G5-3		F F X 0-2 3-H 2B	B C F X 1-2 BLK 1-3 2-H 3-H 1B	5	1	3	3	0	0	2
Jose Castillo, R (1, 4) OBP: 0.520, SLG: 0.682	B B S B X 3-1 2-H HR		B C B B S X 3-2 2-H 1B			B X 1-0 6 2B 2 2B 1B		B B B B 4-0 BB	B C B S F X 2-2 ③ G6-3 1-2 3-H	4	2	3	3	1	0	1
11 Humberto Cota, R (1, 2) OBP: 0.125, SLG: 0.125 Ryan Vogelsong, R (4, 1) 13 Nate McLouth, L (7, PH) OBP: 0.167, SLG: 0.250 16 Salomon Torres, R (7, 1) Craig Wilson, R (8, PH) OBP: 0.500, SLG: 1.000 (8, 9)	B C S S S 1-3 ③ K		1 SAFE S S C 0-3 ③ K				B C S S B S 2-3 ① K	C C S 0-3 ② K		2 0 1 0 1	0 0 0 0 0	0 0 0 0 0	0 0 0 0 0	2 0 1 0 0	1 0 1 0 2	1 0 1 0 2
Oliver Pérez, L (1, 1) OBP: 0.250, SLG: 0.250 41 Ryan Doumit, S (4, 2) OBP: 0.313, SLG: 0.385		B C S X 1-2 F8	C S B B B S 3-3 ① K				F B F S S 1-3 ② K	C B F S 1-3 ③ K		1 3	0 0	0 0	0 0	0 0	0 3	0 3
Inning Stats	R: 0 E: 0 K: 1 S: 9 H: 0 LOB: 0 BB: 0 P: 12	R: 2 E: 0 K: 2 S: 18 H: 2 LOB: 0 BB: 0 P: 28	R: 0 E: 0 K: 1 S: 12 H: 1 LOB: 1 BB: 0 P: 16	R: 1 E: 0 K: 2 S: 14 H: 2 LOB: 1 BB: 0 P: 23	R: 0 E: 0 K: 1 S: 8 H: 0 LOB: 0 BB: 0 P: 12	R: 0 E: 0 K: 1 S: 10 H: 1 LOB: 1 BB: 0 P: 14	R: 2 E: 0 K: 3 S: 15 H: 3 LOB: 1 BB: 0 P: 21	R: 1 E: 0 K: 2 S: 15 H: 1 LOB: 2 BB: 2 P: 27	R: 3 E: 0 K: 1 S: 17 H: 3 LOB: 1 BB: 1 P: 26	1B: 7 2B: 5 3B: 0 HR: 1 SF: 0 SAC: 0 DP: 0 HBP: 0						

PITCHER		IP	WLS	BF	H	R	ER	SO	BB	IBB	HBP	BLK	WP	HR	S	P	ERA	WHIP
39 Aaron Harang, R ERA: 8.49	(1, 1)	6.2	W	28	8	5	5	10	0	0	0	0	0	1	80	118	6.75	1.200
Mike Burns, R ERA: 3.86	(7, 1)	0.1		2	1	0	0	1	0	0	0	0	0	0	6	8	0.00	3.000
31 Matt Belisle, R ERA: 4.5	(8, 1)	1.0		6	1	1	1	2	2	0	0	0	1	0	15	27	9.00	3.000
Chris Hammond, L ERA: 189.0	(9, 1)	0.1		4	2	3	3	0	1	0	0	0	0	0	6	12	81.00	9.000
Rick White, R ERA: 7.36	(9, 1)	0.2	S	3	1	0	0	1	0	0	0	1	0	0	11	14	0.00	1.500

PITCHER	IP	WLS	BF	H	R	ER	SO	BB	IBB	HBP	BLK	WP	HR	S	P	ERA	WHIP

Pittsburgh Pirates @ Cincinnati Reds

Great American Ball Park, Cincinnati, OH

Sat Apr 08 2006, 1:15 PM EDT

Att. 20,262 - Partly Cloudy - 45 F

livebaseballscorecards.com

AB	40
R	9
H	13
RBI	8
BB	3
SO	14
LOB	18

BOTTOM

Batter	1	2	3	4	5	6	7	8	9	AB	R	H	RBI	BB	SO	LOB
6 Ryan Freel, R (1, 4) OBP: 0.688, SLG: 0.727	C C X 0-2 S 1B HR 1B		C B B B B B 4-1 G4-3 S SF9 BB	F B B C F X 2-2 BB 1B PB 1-2 1B	B X 1-0 ③ G4-3		C B B F B F X 3-2 2-H FC6 1B			4	3	3	1	1	0	1
Felipe Lopez, S (1, 6) OBP: 0.520, SLG: 0.762	C F 1 SAFE X 0-2 S 1-2 HR 1B		1 SAFE 1 SAFE B B C B B 4-1 SF9 G4-3 1-2 BB	C B X 1-1 PB 12 WP BB 1-2 2-3 1B		C F B S 1-3 ① K	C C S 0-3 ② K			4	2	2	0	1	2	1
Ken Griffey Jr., L (1, 8) OBP: 0.280, SLG: 0.333	D F B B F F F X 3-2 ① P2		B C X 1-1 ① G4-3 1-2 2-3	B B B B 4-0 12 WP PB 1-2 2-3 3-H BB		C B B X 2-1 ② F8	X 0-0 ③ FC6 1-2f			4	0	0	1	1	0	5
Rich Aurilia, R (1, 3) OBP: 0.286, SLG: 0.579	D B B X 3-0 1-H 2-H HR		B B S F F B F B 4-2 SF9 BB	B X 1-0 ② L1 1-2 2-3 3-H		F C B X 1-2 1B		B C B B X 3-1 ① P4		4	1	2	3	1	0	2
Adam Dunn, L (1, 7) OBP: 0.478, SLG: 0.824 Chris Hammond, L (9, 1) Rick White, R (9, 1)	C C S 0-3 ② K		X 0-0 ② SF9 1-2 2-3 3-H	I I I I 4-0 12 WP IBB		C B B C C 2-3 ③ K		C F B C 1-3 ② K		3 0 0	0 0 0	0 0 0	1 0 0	1 0 0	3 0 0	1 0 0
12 Edwin Encarnación, R (1, 5) OBP: 0.368, SLG: 0.375	B B B X 3-0 ③ P5		C B B X 2-1 ③ P6	B X 1-0 ③ G6-3 1-2 2-3 3-H			C F X 0-2 2B 2B 1B	B S B B B 4-1 BB		4	1	1	0	1	0	4
Austin Kearns, R (1, 9) OBP: 0.409, SLG: 0.714		B F C F F X 1-2 ① F8		S C X 0-2 HR	B S F X 1-2 39 SH1-4 1B		B B S 1 SAFE S X 2-2 1-3 2B	S B B B X 3-1 ③ F8		5	2	3	1	0	0	1
Javier Valentin, S (1, 2) OBP: 0.385, SLG: 0.417		F C B X 1-2 ② F7		C S S 0-3 ① K	X 0-0 ① F7		F S D B X 2-2 2-H 3-H 6 1B 2B			4	1	1	2	0	1	1
39 Aaron Harang, R (1, 1) Mike Burns, R (7, 1) Andy Abad, L (7, PH) 31 Matt Belisle, R (8, 1) 27 Chris Denorfia, R (9, 7) OBP: 1.000, SLG: 1.500		B B C X 2-1 ③ P3		S X 0-1 E1 1B 6 1B BB	L X 0-1 ② SH1-4 1-2		X 0-0 ① F7			2 0 1 0 0	1 0 0 0 0	0 0 0 0 0	0 0 0 0 0	0 0 1 0 0	0 0 0 0 0	0 0 1 0 0
Inning Stats	R: 3 E: 0 K: 1 S: 15 H: 3 LOB: 0 BB: 0 P: 24	R: 0 E: 0 K: 0 S: 10 H: 0 LOB: 0 BB: 0 P: 14	R: 1 E: 0 K: 0 S: 11 H: 0 LOB: 2 BB: 3 P: 26	R: 4 E: 1 K: 1 S: 16 H: 3 LOB: 2 BB: 2 P: 29	R: 0 E: 0 K: 0 S: 7 H: 1 LOB: 1 BB: 0 P: 9	R: 0 E: 0 K: 2 S: 11 H: 1 LOB: 1 BB: 0 P: 17	R: 3 E: 0 K: 1 S: 18 H: 4 LOB: 1 BB: 0 P: 25	R: 0 E: 0 K: 1 S: 8 H: 0 LOB: 1 BB: 1 P: 19		1B: 8 2B: 2 3B: 0 HR: 2 SF: 1 SAC: 1 DP: 0 HBP: 0						

PITCHER		IP	WLS	BF	H	R	ER	SO	BB	IBB	HBP	BLK	WP	HR	S	P	ERA	WHIP
Oliver Pérez, L ERA: 6.23	(1, 1)	3.1	L	21	6	8	5	2	4	0	0	0	0	2	50	85	13.50	3.000
Ryan Vogelsong, R ERA: 6.75	(4, 1)	2.2		11	2	0	0	2	0	1	0	0	1	0	20	34	0.00	0.750
16 Salomon Torres, R ERA: 11.25	(7, 1)	1.0		7	4	3	3	1	0	0	0	0	0	0	18	25	27.00	4.000
34 John Grabow, L ERA: 7.36	(8, 1)	1.0		4	0	0	0	1	1	0	0	0	0	0	8	19	0.00	1.000

PITCHER	IP	WLS	BF	H	R	ER	SO	BB	IBB	HBP	BLK	WP	HR	S	P	ERA	WHIP

Pittsburgh Pirates @ Cincinnati Reds

Great American Ball Park, Cincinnati, OH

Sat Apr 08 2006, 1:15 PM EDT

Att. 20,262 - Partly Cloudy - 45 F

livebaseballscorecards.com

AB	35
R	11
H	12
RBI	9
BB	6
SO	6
LOB	17

Pittsburgh Pirates @ Cincinnati Reds

Great American Ball Park, Cincinnati, OH

Sun Apr 09 2006, 1:15 PM EDT

Att. 22,088 - Sunny - 48 F

livebaseballscorecards.com

TOP

Batter	1	2	3	4	5	6	7	8	9	AB	R	H	RBI	BB	SO	LOB
6 Chris Duffy, L (1, 8) OBP: 0.167, SLG: 0.217	K		K		F8		SH1-4 2 SF9 1-H 2B		B1-3	5	1	1	1	0	2	2
2 Jack Wilson, R (1, 6) OBP: 0.440, SLG: 0.571	F9		L3 1-1		HR 1-H		SH1-4 2-3			3	1	1	2	0	0	1
Jason Bay, R (1, 7) OBP: 0.467, SLG: 0.542	FC6-4 1B			F8	F9		SF9 3-H			3	0	1	1	0	0	0
Craig Wilson, R (1, 3) OBP: 0.333, SLG: 0.636	FC6-4 1-2f			F8	F7		K			4	0	0	0	0	1	1
Jeromy Burnitz, L (1, 9) OBP: 0.269, SLG: 0.440		BLK 2B		HBP BB		G4-3 SF8 2B		K		3	1	2	0	1	1	0
Joe Randa, R (1, 5) OBP: 0.217, SLG: 0.318		P4		HBP 1-2 BB		G4-3 2-3		K		2	0	0	0	1	0	2
16 Salomon Torres, R (6, 1)										0	0	0	0	0	0	0
13 Nate McLouth, L (8, PH) OBP: 0.154, SLG: 0.231										1	0	0	0	0	1	0
Michael Gonzalez, R (8, 1)										0	0	0	0	0	0	0
Roberto Hernandez, R (9, 1)										0	0	0	0	0	0	0
Jose Castillo, R (1, 4) OBP: 0.483, SLG: 0.625		K 2-3		HBP 1-2 2-3		SF8 3-H		K		2	0	0	1	0	2	1
11 Humberto Cota, R (1, 2) OBP: 0.083, SLG: 0.083		G4-3		G1-3		F9			K	4	0	0	0	0	1	4
Victor Santos, R (1, 1) OBP: 0.250, SLG: 0.250			2 L3 1B		E5 2 HR		6 2B 1B		G5-3	2	1	1	0	0	0	0
Damaso Marte, L (6, 1)										0	0	0	0	0	0	0
12 Freddy Sanchez, R (6, 5) OBP: 0.500, SLG: 0.667										2	1	1	0	0	0	0

Inning Stats	1	2	3	4	5	6	7	8	9
	R: 0 E: 0 K: 1 S: 8	R: 0 E: 0 K: 1 S: 10	R: 0 E: 0 K: 1 S: 10	R: 0 E: 0 K: 0 S: 13	R: 2 E: 1 K: 0 S: 11	R: 1 E: 0 K: 0 S: 6	R: 2 E: 0 K: 1 S: 11	R: 0 E: 0 K: 3 S: 10	R: 0 E: 0 K: 1 S: 7
	H: 1 LOB: 1 BB: 0 P: 14	H: 1 LOB: 1 BB: 0 P: 16	H: 1 LOB: 0 BB: 0 P: 16	H: 0 LOB: 3 BB: 2 P: 25	H: 1 LOB: 0 BB: 0 P: 17	H: 1 LOB: 0 BB: 0 P: 9	H: 2 LOB: 0 BB: 0 P: 14	H: 0 LOB: 0 BB: 0 P: 19	H: 0 LOB: 0 BB: 0 P: 10

PITCHER		IP	WLS	BF	H	R	ER	SO	BB	IBB	HBP	BLK	WP	HR	S	P	ERA	WHIP
Dave Williams, L ERA: 3.0	(1, 1)	6.0	L	26	5	3	2	3	2	0	1	1	0	1	58	97	3.00	1.167
31 Matt Belisle, R ERA: 9.0	(7, 1)	1.0		5	2	2	2	1	0	0	0	0	0	0	11	14	18.00	2.000
Kent Mercker, L ERA: 4.5	(8, 1)	1.0		3	0	0	0	3	0	0	0	0	0	0	10	19	0.00	0.000
56 Todd Coffey, R ERA: 2.45	(9, 1)	1.0		3	0	0	0	1	0	0	0	0	0	0	7	10	0.00	0.000

AB	31
R	5
H	7
RBI	5
BB	2
SO	8
LOB	11

BOTTOM

Batter	1	2	3	4	5	6	7	8	9	AB	R	H	RBI	BB	SO	LOB
Tony Womack, L (1, 4) OBP: 0.500, SLG: 0.600	F9			G4-3		1B 2-H 2B		2B BB		3	0	1	1	0	0	0
6 Ryan Freel, R (8, PH) OBP: 0.706, SLG: 0.727 (9, 4)										0	1	0	0	1	0	0
Felipe Lopez, S (1, 6) OBP: 0.483, SLG: 0.680	K			G4-3		S 2B 2-H 1B		K		4	1	1	0	0	2	1
Ken Griffey Jr., L (1, 8) OBP: 0.310, SLG: 0.440	G5-3			K		2B 2-H		2B 1-H		4	0	2	2	0	1	0
Adam Dunn, L (1, 7) OBP: 0.444, SLG: 0.714		F8-4-6 1B			F9	K		K		4	0	1	0	0	2	2
12 Edwin Encarnación, R (1, 5) OBP: 0.348, SLG: 0.316		K			BB BB	G6-3		K		3	0	0	0	1	2	3
Scott Hatteberg, L (1, 3) OBP: 0.533, SLG: 0.556		1 SAFE F8-4-6 1-2			1 SAFE 1-2 BB	G4-3			E6 FC5-4	3	0	0	0	1	0	1
Austin Kearns, R (1, 9) OBP: 0.346, SLG: 0.600		K			F6	K			FC5-4 G1 WP 1-2f	4	0	0	0	0	2	3
Javier Valentin, S (1, 2) OBP: 0.353, SLG: 0.375		G3-1			F7	1B			G1 1-3	4	0	1	0	0	0	3
Dave Williams, L (1, 1)						2B 2B		F8	K	1	0	0	0	0	1	0
4 Brandon Phillips, R (6, PH) OBP: 1.000, SLG: 2.000										1	1	1	0	0	0	0
31 Matt Belisle, R (7, 1)										0	0	0	0	0	0	0
Andy Abad, L (7, PH)										1	0	0	0	0	0	1
Kent Mercker, L (8, 1)										0	0	0	0	0	0	0
56 Todd Coffey, R (9, 1)										0	0	0	0	0	0	0
Rich Aurilia, R (9, PH) OBP: 0.273, SLG: 0.550										1	0	0	0	0	1	1

Inning Stats	1	2	3	4	5	6	7	8	9
	R: 0 E: 0 K: 1 S: 7	R: 0 E: 0 K: 1 S: 7	R: 0 E: 0 K: 2 S: 7	R: 0 E: 0 K: 0 S: 9	R: 0 E: 0 K: 0 S: 8	R: 2 E: 0 K: 1 S: 15	R: 0 E: 0 K: 1 S: 7	R: 1 E: 0 K: 3 S: 15	R: 0 E: 1 K: 1 S: 10
	H: 0 LOB: 0 BB: 0 P: 13	H: 1 LOB: 0 BB: 0 P: 13	H: 0 LOB: 0 BB: 0 P: 10	H: 0 LOB: 0 BB: 0 P: 15	H: 0 LOB: 2 BB: 2 P: 21	H: 4 LOB: 1 BB: 0 P: 25	H: 1 LOB: 1 BB: 0 P: 12	H: 1 LOB: 1 BB: 1 P: 27	H: 0 LOB: 1 BB: 0 P: 17

PITCHER		IP	WLS	BF	H	R	ER	SO	BB	IBB	HBP	BLK	WP	HR	S	P	ERA	WHIP
Victor Santos, R ERA: 4.66	(1, 1)	5.1	W	20	4	2	2	5	2	0	0	0	0	0	46	86	3.38	1.125
Damaso Marte, L ERA: 6.75	(6, 1)	0.1	H	2	1	0	0	1	0	0	0	0	0	0	5	7	0.00	3.000
16 Salomon Torres, R ERA: 8.44	(6, 1)	1.1	H	5	1	0	0	1	0	0	0	0	0	0	9	16	0.00	0.750
Michael Gonzalez, L ERA: 9.0	(8, 1)	1.0	H	5	1	1	1	3	1	0	0	0	0	0	15	27	9.00	2.000
Roberto Hernandez, R ERA:	(9, 1)	1.0	S	4	0	0	0	1	0	0	0	0	1	0	10	17	0.00	0.000

AB	33
R	3
H	7
RBI	3
BB	3
SO	11
LOB	15

Cincinnati Reds @ Chicago Cubs

Wrigley Field, Chicago, IL

Tue Apr 11 2006, 1:20 PM CDT

Att. 36,708 - Partly Cloudy - 65 F

TOP

Batter	1	2	3	4	5	6	7	8	9	AB	R	H	RBI	BB	SO	LOB
6 Ryan Freel, R (1, 4) OBP: 0.636, SLG: 0.571	C C B X 1-2 F8 ①		B C B B B F B 4-2 CS BB		B C S F B B X 3-2 G6-3 ②	B S T F F B F B 4-2 B BB		B C B X 2-1 FC5-4 ③ 1-2f		3	0	0	0	2	0	2
Felipe Lopez, S (1, 6) OBP: 0.412, SLG: 0.567	B X 1-0 F9 ②		1 SAFE B C F F X 1-2 F9 ①		B B B C X 3-1 G6-3 ③	X 0-0 G4-3 ③			B C B C B S 3-3 K ①	5	0	0	0	0	1	2
Ken Griffey Jr., L (1, 8) OBP: 0.324, SLG: 0.533	C B S B X 2-2 HR		1 SAFE 1 SAFE B F C F B 1 SAFE F 2-3 F S K ② ③ 1-2			S F X 0-2 PB 1B 12 HR 1B	B B S T B C 3-3 K ①		B F F F X 1-2 G4-3 ②	5	2	2	1	0	2	1
Rich Aurilia, R (1, 3) OBP: 0.259, SLG: 0.480	B T B X 2-1 F9 ③			B B C C C 2-3 K ①		X 0-0 PB 12 HR 1-2 1B	X 0-0 G6-3 ②		C F X 0-2 G5-3 ③	5	1	1	0	0	1	0
Adam Dunn, L (1, 7) OBP: 0.484, SLG: 0.958		B X 1-0 HR		B C S S B X 2-2 HR		B B D C B 4-1 12 HR 1-2 2-3 BB	X 0-0 G3 ③			3	3	2	2	1	0	0
12 Edwin Encarnación, R (1, 5) OBP: 0.370, SLG: 0.478		C B B B X 2-1 F7 ①		C B B B X 2-1 G1-3 1B		F X 0-1 1-H 2-H 3-H HR		C C C B B B X 2-2 G6-3 ①		4	1	2	4	0	0	0
Austin Kearns, R (1, 9) OBP: 0.333, SLG: 0.655		B C B B B C S 3-3 K ②		B C C B B X 3-2 G1-3 ② 1-2		X 0-0 HR		S B F X 1-2 G4-3 ②		4	1	1	1	0	1	1
26 David Ross, R (1, 2) OBP: 0.250, SLG: 0.500		F B B B B C F X 3-2 L5 ③		C B F B S 2-3 K ③		S S B X 1-2 G5-3 ①		X 0-0 BB 1B		4	0	1	0	0	1	1
61 Bronson Arroyo, R (1, 1) OBP: 0.600, SLG: 2.000 Andy Abad, L (8, PH) Chris Hammond, L (8, 1) Rick White, R (8, 1)			C C B B X 2-2 HR		X 0-0 G5-3 ①	B S B C C S 2-3 K ②		B B B C C B 4-2 6 FC5-4 1-2 BB		3 0 0 0	1 0 0 0	1 0 0 0	1 0 0 0	0 1 0 0	1 0 0 0	0 0 0 0
Inning Stats	R: 1 E: 0 K: 0 S: 9 H: 1 LOB: 0 BB: 0 P: 15	R: 1 E: 0 K: 1 S: 10 H: 1 LOB: 0 BB: 0 P: 19	R: 1 E: 0 K: 1 S: 16 H: 1 LOB: 0 BB: 1 P: 25	R: 1 E: 0 K: 2 S: 14 H: 2 LOB: 1 BB: 0 P: 25	R: 0 E: 0 K: 0 S: 7 H: 0 LOB: 0 BB: 0 P: 13	R: 5 E: 0 K: 1 S: 21 H: 4 LOB: 1 BB: 2 P: 32	R: 0 E: 0 K: 1 S: 5 H: 0 LOB: 0 BB: 0 P: 8	R: 0 E: 0 K: 0 S: 12 H: 1 LOB: 2 BB: 1 P: 21	R: 0 E: 0 K: 1 S: 10 H: 0 LOB: 0 BB: 0 P: 14	1B: 4 2B: 0 3B: 0 HR: 6	SF: 0 SAC: 0 DP: 0 HBP: 0						

PITCHER		IP	WLS	BF	H	R	ER	SO	BB	IBB	HBP	BLK	WP	HR	S	P	ERA	WHIP
Glendon Rusch, L ERA: 8.0	(1, 1)	5.0	L	20	5	4	4	4	1	0	0	0	0	4	56	97	7.20	1.200
13 Will Ohman, L ERA: 27.0	(6, 1)	0.0		5	4	5	5	0	1	0	0	0	0	2	8	12	∞	∞
43 Michael Wuertz, R ERA:	(6, 1)	2.0		7	0	0	0	2	1	0	0	0	0	0	18	28	0.00	0.500
Jerome Williams, R ERA: 3.6	(8, 1)	2.0		8	1	0	0	1	1	0	0	0	0	0	22	35	0.00	1.000

livebaseballscorecards.com

AB	36
R	9
H	10
RBI	9
BB	4
SO	7
LOB	7

BOTTOM

Batter	1	2	3	4	5	6	7	8	9	AB	R	H	RBI	BB	SO	LOB
Juan Pierre, L (1, 8) OBP: 0.259, SLG: 0.346	B M B C F X 2-2 G6-3 ①		B B C T B X 3-2 G4-3 ③		L B B C X 2-2 FC1-4-6 ③ 1-2f			C B X 1-1 FC6-4 ① FC3-6 1-2f		4	0	0	0	0	0	3
Todd Walker, L (1, 4) OBP: 0.450, SLG: 0.500	C X 0-1 G4-3 ②			C B X 1-1 1B 1B		B C B S X 2-2 F8 ①		F B X 1-1 FC3-6 ② 25 2B 1-2f		4	1	1	0	0	0	1
25 Derrek Lee, R (1, 3) OBP: 0.462, SLG: 0.900	B X 1-0 G6-3 ③			B C X 1-1 P4 ①		C S B B B C 3-3 K ②		B B C F X 3-2 1-H 2B		4	0	1	1	0	1	1
16 Aramis Ramirez, R (1, 5) OBP: 0.269, SLG: 0.304 Neifi Perez, S (9, 5) OBP: 0.571, SLG: 0.714		C B S F S 1-3 K ①		F B X 1-1 L8 ②		B B F X 2-1 G6-3 ③		F B D B S X 3-2 G4-3 ③		4 0	0 0	0 0	0 0	0 0	1 0	2 0
Michael Barrett, R (1, 2) OBP: 0.417, SLG: 0.870		B C B F B X 3-2 P4 ②		X 0-0 1-2 1B			C X 0-1 29 G6-4-3 1B		C X 0-1 HR	4	1	3	1	0	0	0
Jacque Jones, L (1, 9) OBP: 0.190, SLG: 0.278 29 Ángel Pagán, S (6, 9) OBP: 0.286, SLG: 0.286 (8, 7)		C S B B X 2-2 L9 ③		X 0-0 F7 ③			C C B B B X 3-2 1-2f G6-4-3 ① ②		B X 1-0 G4-3 ①	2 2	0 0	0 0	0 0	0 0	0 0	2 1
19 Matt Murton, R (1, 7) OBP: 0.360, SLG: 0.409 Jerome Williams, R (8, 1) Jerry Hairston, R (9, PH) OBP: 1.000, SLG: 1.000			B C X 1-1 G6-3 ①		B C C B F X 2-2 FC1-4-6 1B		C X 0-1 1B		C X 0-1 5 G5-3 1B	3 0 1	0 0 0	2 0 1	0 0 0	0 0 0	0 0 0	0 0 0
5 Ronny Cedeno, R (1, 6) OBP: 0.455, SLG: 0.727			C F S 0-3 K ②		C B B 1 SAFE F X 2-2 F9 ①		C S F F B F B F X 2-2 G4-3 ③		X 0-0 1-2 G5-3 ②	4	0	0	0	0	1	3
Glendon Rusch, L (1, 1) OBP: 0.500, SLG: 1.000 Freddie Bynum, L (5, PH) 13 Will Ohman, L (6, 1) 43 Michael Wuertz, R (6, 1) John Mabry, L (8, 9) OBP: 0.600, SLG: 1.200			C B X 1-1 2B		B C F S 1-3 K ②			X 0-0 FC6-4 1B	X 0-0 G1-3 ③	1 1 0 0 2	0 0 0 0 1	1 0 0 0 1	0 1 0 0 1	0 1 0 0 0	0 0 0 0 1	0 1 0 0 1
Inning Stats	R: 0 E: 0 K: 0 S: 7 H: 0 LOB: 0 BB: 0 P: 10	R: 0 E: 0 K: 1 S: 10 H: 0 LOB: 0 BB: 0 P: 16	R: 0 E: 0 K: 1 S: 10 H: 1 LOB: 0 BB: 0 P: 15	R: 0 E: 0 K: 0 S: 8 H: 2 LOB: 1 BB: 0 P: 11	R: 0 E: 0 K: 1 S: 13 H: 1 LOB: 1 BB: 0 P: 20	R: 0 E: 0 K: 1 S: 8 H: 0 LOB: 0 BB: 0 P: 15	R: 0 E: 0 K: 0 S: 14 H: 2 LOB: 0 BB: 0 P: 19	R: 1 E: 0 K: 0 S: 11 H: 2 LOB: 1 BB: 0 P: 19	R: 1 E: 0 K: 0 S: 7 H: 2 LOB: 0 BB: 0 P: 8	1B: 7 2B: 2 3B: 0 HR: 1	SF: 0 SAC: 0 DP: 1 HBP: 0						

PITCHER		IP	WLS	BF	H	R	ER	SO	BB	IBB	HBP	BLK	WP	HR	S	P	ERA	WHIP
61 Bronson Arroyo, R ERA: 1.98	(1, 1)	7.0	W	26	6	0	0	4	0	0	0	0	0	0	70	106	0.00	0.857
Chris Hammond, L ERA: 72.0	(8, 1)	0.2		4	2	1	1	0	0	0	0	0	0	0	8	13	13.50	3.000
Rick White, R ERA: 7.2	(8, 1)	1.1		6	2	1	1	0	0	0	0	0	0	1	10	14	6.75	1.500

livebaseballscorecards.com

AB	36
R	2
H	10
RBI	2
BB	0
SO	4
LOB	15

Cincinnati Reds @ Chicago Cubs

Wrigley Field, Chicago, IL

Wed Apr 12 2006, 1:20 PM CDT

Att. 37,252 - Partly Cloudy - 67 F

livebaseballscorecards.com

TOP

Batter	1	2	3	4	5	6	7	8	9	AB	R	H	RBI	BB	SO	LOB
Tony Womack, L (1, 4) OBP: 0.375, SLG: 0.429	C S D X 1-2 ① G4-3		C F C 0-3 ③ K			L X 0-1 ① G3		C C X 0-2 ① P5		4	0	0	0	0	1	1
Felipe Lopez, S (1, 6) OBP: 0.395, SLG: 0.529	B C C X 1-2 ② F7			C B B B X 3-1 ① G3		C X 0-1 ① 12 S 6 1B 1B		1 SAFE C B 1 SAFE S S 1-3 ② K		4	0	1	0	0	1	1
Ken Griffey Jr., L (1, 8) OBP: 0.333, SLG: 0.516 6 Ryan Freel, R (4, 8) OBP: 0.667, SLG: 0.600	B B B B C B 4-1 BB			B C F B S 2-3 ② K		X 0-0 12 S 1-2 1B		C C D B B B 4-2 1-3 BB		1 1	0 0	0 1	0 0	1 1	1 0	0 0
Adam Dunn, L (1, 7) OBP: 0.457, SLG: 0.852	1 SAFE B C S B S 2-3 ③ K			C B S F B B B 4-2 12 2B BB		C S B S 1-3 ② K		C X 0-1 ③ G4-3		3	1	0	0	1	2	5
12 Edwin Encarnación, R (1, 5) OBP: 0.355, SLG: 0.481		C C X 0-2 ① G6-3		B F X 1-1 1-H 2B		C B F B X 2-2 ③ F7 1-2 2-3			X 0-0 ① G6-3	4	0	1	1	0	0	2
Scott Hatteberg, L (1, 3) OBP: 0.474, SLG: 0.417		C B B B X 2-1 ② F7		B X 1-0 ③ G4-3			B B F F X 2-2 ① L5		B B B B 4-0 BB	3	0	0	0	1	0	1
Austin Kearns, R (1, 9) OBP: 0.294, SLG: 0.576		B F X 1-1 ③ F9			S C B B X 2-2 ① G5-3		B X 1-0 ② F9		B C C B B S 3-3 ② K	4	0	0	0	0	1	1
Javier Valentin, S (1, 2) OBP: 0.286, SLG: 0.300			C B S S 1-3 ① K		F B S S F X 1-2 ② L6		B X 1-0 ③ G6-3		F B X 1-1 ③ F9	4	0	0	0	0	1	1
Brandon Claussen, R (1, 1) Mike Burns, R (6, 1) 4 Brandon Phillips, R (8, PH) OBP: 1.000, SLG: 1.500 25 David Weathers, R (8, 1)			C C C 0-3 ② K		F S C 0-3 ③ K			X 0-0 6 WP 6 BB 1B		2 0 1 0	0 0 0 0	0 0 1 0	0 0 0 0	0 0 0 0	2 0 0 0	0 0 0 0
Inning Stats	R: 0 E: 0 K: 1 S: 10 H: 0 LOB: 1 BB: 1 P: 18	R: 0 E: 0 K: 0 S: 7 H: 0 LOB: 0 BB: 0 P: 10	R: 0 E: 0 K: 3 S: 9 H: 0 LOB: 0 BB: 0 P: 10	R: 1 E: 0 K: 1 S: 11 H: 1 LOB: 1 BB: 1 P: 22	R: 0 E: 0 K: 1 S: 10 H: 0 LOB: 0 BB: 0 P: 13	R: 0 E: 0 K: 1 S: 11 H: 2 LOB: 2 BB: 0 P: 14	R: 0 E: 0 K: 0 S: 5 H: 0 LOB: 0 BB: 0 P: 9	R: 0 E: 0 K: 1 S: 11 H: 1 LOB: 2 BB: 1 P: 16	R: 0 E: 0 K: 1 S: 6 H: 0 LOB: 1 BB: 1 P: 14	1B: 3 2B: 1 3B: 0 HR: 0	SF: 0 SAC: 0 DP: 0 HBP: 0				WP: 1 PB: 0 SB: 2 CS: 0	PA: 35	

PITCHER		IP	WLS	BF	H	R	ER	SO	BB	IBB	HBP	BLK	WP	HR	S	P	ERA	WHIP
Greg Maddux, R ERA: 1.46	(1, 1)	6.0	W	23	3	1	1	7	2	0	0	0	0	0	58	87	1.50	0.833
47 Scott Eyre, L ERA:	(7, 1)	2.0	H	8	1	0	0	1	1	0	0	0	1	0	16	25	0.00	1.000
46 Ryan Dempster, R ERA:	(9, 1)	1.0	S	4	0	0	0	1	1	0	0	0	0	0	6	14	0.00	1.000

AB	31
R	1
H	4
RBI	1
BB	4
SO	9
LOB	12

BOTTOM

Batter	1	2	3	4	5	6	7	8	9	AB	R	H	RBI	BB	SO	LOB
Juan Pierre, L (1, 8) OBP: 0.258, SLG: 0.333	B X 1-0 S 25 BB E 1B		C C X 0-2 E3 S 25 E E		F B F X 1-2 ② G1-3	C X 0-1 ③ G1-3				4	2	1	0	0	0	2
Jerry Hairston, R (1, 4) OBP: 0.500, SLG: 0.500	B F F 1 SAFE F X 1-2 ① L7		C B X 1-1 ① F7		S B B X 2-1 25 BB 1B 1B		C B X 1-1 ① G6-3			4	1	1	0	0	0	2
25 Derrek Lee, R (1, 3) OBP: 0.500, SLG: 0.909	C B B 1 SAFE S F 1 B F 4-2 1 SAFE F B S SF9 1-2 BB		B C X 1-1 E5 E 19 S CS 1-2		F B B B F B B 4-2 1B 1-2 BB		B X 1-0 CS 2B			2	1	1	0	2	0	1
Michael Barrett, R (1, 2) OBP: 0.393, SLG: 0.808	B 2 SAFE B F F X 2-2 ② SF9 1-H 2-H		B B C F X 2-2 E5 1-3 2-H		C X 0-1 1-2 2-H 1B		C B B C X 2-2 ②③ G6-3 2-3			3	0	1	3	0	0	2
29 Ángel Pagán, S (1, 9) OBP: 0.273, SLG: 0.364	B B X 2-0 2B		C D B 1 SAFE F F F C 2-3 ② K		B B F F F S 2-3 ③ K			C B E B X 2-2 ① G4-3		4	0	1	0	0	2	4
19 Matt Murton, R (1, 7) OBP: 0.345, SLG: 0.385	B C F X 1-2 ③ P4		B S C 1 SAFE 1-2 ③ CS 3-H	B B C X 2-1 5 5 WP FC1-4-5-3 1B		C X 0-1 ① G4-3		S B F B S 2-3 ② K		4	0	1	0	0	1	1
Neifi Perez, S (1, 5) OBP: 0.364, SLG: 0.455		B B X 2-0 E5 B1-3		F 1 SAFE B 1 SAFE S X 1-2 ① F7		C F B F B D F F X 3-2 ② F8		B F B F B F F X 3-2 ③ F7		4	0	0	0	0	0	1
5 Ronny Cedeno, R (1, 6) OBP: 0.440, SLG: 0.680		F 1 SAFE F S 0-3 ① K		F S F X 0-2 ②③ FC1-4-5-3 1-3		X 0-0 1B 1B				3	0	1	0	0	1	2
Greg Maddux, R (1, 1) Todd Walker, L (6, PH) OBP: 0.476, SLG: 0.526 47 Scott Eyre, L (7, 1) 46 Ryan Dempster, R (9, 1)		X 0-0 ②③ B1-3 1-1f			C C X 0-2 ① G5-3	C 1 SAFE B B X 3-1 1-3 1B				2 1 0 0	0 0 0 0	0 1 0 0	0 0 0 0	0 0 0 0	1 0 0 0	0 0 0 0
Inning Stats	R: 2 E: 0 K: 0 S: 17 H: 2 LOB: 1 BB: 1 P: 28	R: 0 E: 1 K: 1 S: 5 H: 0 LOB: 0 BB: 0 P: 7	R: 1 E: 3 K: 1 S: 17 H: 0 LOB: 1 BB: 0 P: 24	R: 0 E: 0 K: 0 S: 9 H: 1 LOB: 0 BB: 0 P: 12	R: 1 E: 0 K: 1 S: 17 H: 2 LOB: 2 BB: 1 P: 26	R: 0 E: 0 K: 0 S: 13 H: 2 LOB: 2 BB: 0 P: 19	R: 0 E: 0 K: 0 S: 6 H: 1 LOB: 0 BB: 0 P: 10	R: 0 E: 0 K: 1 S: 11 H: 0 LOB: 0 BB: 0 P: 18		1B: 6 2B: 4 3B: 0 HR: 0	SF: 1 SAC: 0 DP: 2 HBP: 0				WP: 1 PB: 0 SB: 5 CS: 2	PA: 35	

PITCHER		IP	WLS	BF	H	R	ER	SO	BB	IBB	HBP	BLK	WP	HR	S	P	ERA	WHIP
Brandon Claussen, L ERA: 5.4	(1, 1)	5.0	L	23	5	4	3	3	2	0	0	0	1	0	65	97	5.40	1.400
Mike Burns, R ERA: 2.08	(6, 1)	2.0		8	3	0	0	0	0	0	0	0	0	0	19	29	0.00	1.500
25 David Weathers, R ERA: 2.45	(8, 1)	1.0		3	0	0	0	1	0	0	0	0	0	0	11	18	0.00	0.000

AB	31
R	4
H	8
RBI	3
BB	2
SO	4
LOB	16

Cincinnati Reds @ Chicago Cubs

Wrigley Field, Chicago, IL

Thu Apr 13 2006, 1:20 PM CDT
Att. 40,881 - Cloudy - 74 F

livebaseballscorecards.com

TOP

Batter	1	2	3	4	5	6	7	8	9	AB	R	H	RBI	BB	SO	LOB
6 Ryan Freel, R (1, 8) OBP: 0.586, SLG: 0.474	1-3 K (backwards) ①		1-1 HBP, HR, 1-2		1-1 G6-3 ②, SAFE, 3-H		1-0 F9 ③		2-1 P5 ②	4	1	0	0	0	1	1
Felipe Lopez, S (1, 6) OBP: 0.419, SLG: 0.595	1-1 P6 ②		3-1 HR, 1-H, 2-H		4-2 BB			1-3 K ①	4-2 BB	3	1	1	3	2	1	0
Adam Dunn, L (1, 7) OBP: 0.450, SLG: 0.871	1-0 HR		1-2 K ②		3-3 K ③, 1 SAFE			4-0 BB, 1B, HR	1-0 F9 ③	4	2	1	1	1	2	3
Rich Aurilia, R (1, 5) OBP: 0.226, SLG: 0.414	3-3 K ③		1-2 K ③			0-1 B1-3 ①		1-0 F7 ②		4	0	0	0	0	2	1
Scott Hatteberg, L (1, 3) OBP: 0.478, SLG: 0.400		3-2 G3 ①		4-1 BB, G4-6-3		2-3 K ②		0-0 1B, HR, 1-2		3	1	1	0	1	1	0
Austin Kearns, R (1, 9) OBP: 0.316, SLG: 0.649		0-3 K (backwards) ②		1-1 G4-6-3 ① ②, 1-2f		2-1 1B		0-0 HR, 1-H, 2-H		4	1	2	3	0	1	1
4 Brandon Phillips, R (1, 4) OBP: 0.333, SLG: 0.500		1-3 K (backwards) ③		0-0 L4 ③		1-0 F9 ③		3-2 P3 ③		4	0	0	0	0	1	1
26 David Ross, R (1, 2) OBP: 0.313, SLG: 0.538			4-1 BB, 22 FC1-6		0-1 G5-3 ①		2-2 G5-3 ①		2-1 2B	3	0	1	0	1	0	0
22 Eric Milton, L (1, 1) OBP: 0.200, SLG: 0.600			0-0 FC1-6 ①, 6 BLK, HR, 1-2f		3-1 3B, 6 E		2-3 K ②		1-2 P6 ①	3	2	1	0	0	1	1
56 Todd Coffey, R (7, 1)										0	0	0	0	0	0	0
Andy Abad, L (9, PH)										1	0	0	0	0	0	1
Kent Mercker, L (9, 1)										0	0	0	0	0	0	0

Inning Stats	1	2	3	4	5	6	7	8	9	Totals	
	R: 1 H: 1 E: 0 LOB: 0 K: 2 BB: 0 S: 10 P: 16	R: 0 H: 0 E: 0 LOB: 0 K: 2 BB: 0 S: 15 P: 19	R: 3 H: 1 E: 0 LOB: 0 K: 2 BB: 1 S: 11 P: 21	R: 0 H: 0 E: 0 LOB: 0 K: 0 BB: 1 S: 4 P: 9	R: 1 H: 1 E: 1 LOB: 1 K: 1 BB: 1 S: 11 P: 22	R: 0 H: 1 E: 0 LOB: 1 K: 1 BB: 0 S: 11 P: 16	R: 0 H: 0 E: 0 LOB: 0 K: 1 BB: 0 S: 8 P: 13	R: 3 H: 2 E: 0 LOB: 0 K: 1 BB: 1 S: 10 P: 19	R: 0 H: 1 E: 0 LOB: 2 K: 0 BB: 1 S: 10 P: 20	1B: 2 SF: 0 2B: 1 SAC: 0 3B: 1 DP: 1 HR: 3 HBP: 1	WP: 0 PA: 39 PB: 0 SB: 0 CS: 0

AB	33
R	8
H	7
RBI	7
BB	5
SO	10
LOB	9

PITCHER		IP	WLS	BF	H	R	ER	SO	BB	IBB	HBP	BLK	WP	HR	S	P	ERA	WHIP
38 Carlos Zambrano, R (ERA: 4.86)	(1, 1)	6.0	L	25	4	5	4	8	3	0	1	1	0	2	62	103	6.00	1.167
Scott Williamson, R (ERA: 2.08)	(7, 1)	1.0		3	0	0	0	1	0	0	0	0	0	0	8	13	0.00	0.000
13 Will Ohman, L (ERA: 27.0)	(8, 1)	0.2		4	1	2	2	1	1	0	0	0	0	0	6	12	27.00	3.000
Bob Howry, R (ERA: 1.93)	(8, 1)	1.1		7	2	1	1	0	1	0	0	0	0	1	14	27	6.75	2.250

BOTTOM

Batter	1	2	3	4	5	6	7	8	9	AB	R	H	RBI	BB	SO	LOB
Juan Pierre, L (1, 8) OBP: 0.257, SLG: 0.324	3-2 L6 ①		1-3 K ②		0-0 SH5-4 ①, 1-2, 2-3		0-1 G6-3 ②		2-2 1B, 1-2	4	0	1	0	0	1	0
Jerry Hairston, R (1, 4) OBP: 0.364, SLG: 0.455	3-3 K (backwards) ②		1-0 2B		3-2 F7 ②		1-3 K ③		3-3 K ③	5	0	1	0	0	3	4
25 Derrek Lee, R (1, 3) OBP: 0.529, SLG: 0.870	4-2 BB, 19 FC6-4		2-0 F8 ③		4-0 BB, 19 E			4-2 BB, 19 G4-6-3		1	0	0	0	3	0	1
19 Matt Murton, R (1, 7) OBP: 0.364, SLG: 0.500	0-0 FC6-4 ③, 1-2f			0-0 HR	0-1 E7, 1B, 1-2, 2-H, 3-H			2-2 G4-6-3 ① ②, 1-2f		4	1	2	2	0	0	2
29 Ángel Pagán, S (1, 9) OBP: 0.267, SLG: 0.333		0-1 1B, 5 SH1-3		1-1 P3 ①	1-0 P4 ③			1-1 E4, 5 WP		4	0	1	0	0	0	2
5 Ronny Cedeno, R (1, 6) OBP: 0.393, SLG: 0.607		0-0 SH1-3 ①, 1-2		0-0 G5-3 ②		0-2 G4-3 ①		2-3 K ③, 1-2		3	0	0	0	0	1	1
Neifi Perez, S (1, 5) OBP: 0.267, SLG: 0.333		0-2 L7 ②		0-2 K ③		0-3 K (backwards) ②			2-3 K ①	4	0	0	0	0	3	1
24 Henry Blanco, R (1, 2) OBP: 0.333, SLG: 0.200		3-2 K ③			1-2 1B, SH5-4, 38 1B, 19 1B	2-2 F7 ③			4-1 BB, 1B	3	1	1	0	1	1	1
38 Carlos Zambrano, S (1, 1) OBP: 0.167, SLG: 0.167			1-2 F9 ①		0-2 1B, 1 SAFE, 19 1B, SH5-4, 19 E, 1-2		0-0 F7 ①		1-2 K ②	2	1	1	0	0	0	0
Scott Williamson, R (7, 1)										0	0	0	0	0	0	0
Todd Walker, L (7, PH) OBP: 0.455, SLG: 0.500										1	0	0	0	0	0	0
13 Will Ohman, L (8, 1)										0	0	0	0	0	0	0
Bob Howry, L (8, 1)										0	0	0	0	0	0	0
Freddie Bynum, L (9, PH)										1	0	0	0	0	1	1

Inning Stats	1	2	3	4	5	6	7	8	9	Totals	
	R: 0 H: 0 E: 0 LOB: 1 K: 1 BB: 1 S: 16 P: 26	R: 0 H: 1 E: 0 LOB: 1 K: 1 BB: 0 S: 9 P: 12	R: 0 H: 1 E: 0 LOB: 1 K: 1 BB: 0 S: 8 P: 13	R: 1 H: 1 E: 0 LOB: 0 K: 1 BB: 0 S: 7 P: 8	R: 2 H: 3 E: 1 LOB: 2 K: 0 BB: 1 S: 15 P: 24	R: 0 H: 0 E: 0 LOB: 0 K: 1 BB: 0 S: 10 P: 12	R: 0 H: 0 E: 0 LOB: 0 K: 1 BB: 0 S: 6 P: 7	R: 0 H: 0 E: 1 LOB: 1 K: 1 BB: 1 S: 13 P: 22	R: 0 H: 1 E: 0 LOB: 2 K: 3 BB: 1 S: 13 P: 25	1B: 5 SF: 0 2B: 1 SAC: 2 3B: 0 DP: 1 HR: 1 HBP: 0	WP: 1 PA: 38 PB: 0 SB: 0 CS: 0

AB	32
R	3
H	7
RBI	2
BB	4
SO	10
LOB	13

PITCHER		IP	WLS	BF	H	R	ER	SO	BB	IBB	HBP	BLK	WP	HR	S	P	ERA	WHIP
22 Eric Milton, L (ERA: 2.63)	(1, 1)	6.2	W	28	6	3	2	5	2	0	0	0	0	1	68	98	2.70	1.200
56 Todd Coffey, R (ERA: 1.8)	(7, 1)	1.1	H	5	0	0	0	2	1	0	0	0	1	0	16	26	0.00	0.750
Kent Mercker, L (ERA: 3.0)	(9, 1)	1.0		5	1	0	0	3	1	0	0	0	0	0	13	25	0.00	2.000

TOP

Batter	1	2	3	4	5	6	7	8	9	AB	R	H	RBI	BB	SO	LOB
6 Ryan Freel, R (1, 8) OBP: 0.545, SLG: 0.478	C B B F F S 2-3 K ①			F C X 0-2 F8 2B	B X 1-0 G5-3 ③		B B C X 2-1 G6-3 ③			4	0	1	0	0	1	3
Felipe Lopez, S (1, 6) OBP: 0.404, SLG: 0.550	B C C C 1-3 K ②			B F L F B F F F X 2-2 F8 ① 2-3		B B C B B 4-1 FC3-6 S BB		X 0-0 P6 ①		3	0	0	0	1	1	1
Adam Dunn, L (1, 7) OBP: 0.409, SLG: 0.771	B B X 2-0 G5-3 ③			B D B F F S 3-3 K ②		B C C S 1-3 K ① 1-2		C B C B C 2-3 K ②		4	0	0	0	0	3	2
12 Edwin Encarnación, R (1, 5) OBP: 0.343, SLG: 0.433		X 0-0 L5 ①		C S B X 1-2 G6-3 ③		S S B D B B 4-2 FC3-6 BB		S S B S 1-3 K ③		3	0	0	0	1	1	1
Scott Hatteberg, L (1, 3) OBP: 0.407, SLG: 0.316		C B B B X 3-1 G4-3 ②			B X 1-0 L7 ①	B F X 1-1 FC3-6 ② 1-2f 2-3			C B B B C X 3-2 P6 ①	4	0	0	0	0	0	2
Austin Kearns, R (1, 9) OBP: 0.333, SLG: 0.659		C X 0-1 L6 ③			F X 0-1 E8 G2-3 39 1B 1B	B F B X 2-1 L9 ③			C B S X 1-2 FC6-5 2B	4	1	2	0	0	0	2
Javier Valentin, S (1, 2) OBP: 0.280, SLG: 0.333			C F B F X 1-2 G4-3 ①	C F X 0-2 G2-3 ② 2-3			B S B X 2-1 SH1-3 2B	B S X 1-1 FC6-5 ② 2-3		4	0	1	0	0	0	2
Tony Womack, L (1, 4) OBP: 0.389, SLG: 0.400 Rich Aurilia, R (9, PH) OBP: 0.219, SLG: 0.400 (9, 4)		X 0-0 G4-3 ②		I I I I 4-0 39 1B IBB			F X 0-1 SH1-3 ① 2-3	C X 0-1 L9 ③		1 1	0 0	0 0	0 0	1 0	0 0	0 1
39 Aaron Harang, R (1, 1) OBP: 0.143, SLG: 0.143 Kent Mercker, L (8, 1) 56 Todd Coffey, R (8, 1) 25 David Weathers, R (9, 1)		B C F X 1-2 G3 ③			S X 0-1 1-3 3-H 1B		B S X 1-1 G2-3 ②			3 0 0 0	0 0 0 0	1 0 0 0	1 0 0 0	0 0 0 0	0 0 0 0	1 0 0 0
Inning Stats	R: 0 E: 0 K: 2 S: 9 H: 0 LOB: 0 BB: 0 P: 14	R: 0 E: 0 K: 0 S: 5 H: 0 LOB: 0 BB: 0 P: 8	R: 0 E: 0 K: 0 S: 8 H: 0 LOB: 0 BB: 0 P: 10	R: 0 E: 0 K: 1 S: 16 H: 1 LOB: 1 BB: 0 P: 22	R: 1 E: 1 K: 0 S: 9 H: 2 LOB: 2 BB: 1 P: 15	R: 0 E: 0 K: 1 S: 10 H: 0 LOB: 2 BB: 2 P: 22	R: 0 E: 0 K: 0 S: 8 H: 1 LOB: 1 BB: 0 P: 13	R: 0 E: 0 K: 2 S: 7 H: 0 LOB: 0 BB: 0 P: 10	R: 0 E: 0 K: 0 S: 10 H: 1 LOB: 1 BB: 0 P: 15	1B: 2 2B: 3 3B: 0 HR: 0 SF: 0 SAC: 1 DP: 0 HBP: 0						

PITCHER		IP	WLS	BF	H	R	ER	SO	BB	IBB	HBP	BLK	WP	HR	S	P	ERA	WHIP
29 Chris Carpenter, R ERA: 2.37	(1, 1)	8.0	L	31	4	1	1	6	2	1	0	0	0	0	72	114	1.12	0.750
34 Randy Flores, L ERA: 2.25	(9, 1)	1.0		4	1	0	0	0	0	0	0	0	0	0	10	15	0.00	1.000

PITCHER	IP	WLS	BF	H	R	ER	SO	BB	IBB	HBP	BLK	WP	HR	S	P	ERA	WHIP

Cincinnati Reds @ St. Louis Cardinals
Busch Stadium, St. Louis, MO
Fri Apr 14 2006, 7:10 PM CDT
Att. 40,901 - Partly Cloudy - 90 F

livebaseballscorecards.com

AB	31
R	1
H	5
RBI	1
BB	3
SO	6
LOB	15

BOTTOM

Batter	1	2	3	4	5	6	7	8	9	AB	R	H	RBI	BB	SO	LOB
22 David Eckstein, R (1, 6) OBP: 0.340, SLG: 0.341	C X 0-1 L4 ①		X 0-0 G4-3 ③			C B F X 1-2 G4-3 ①		B B B C C B 4-2 5 1B BB		3	0	0	0	1	0	1
43 Juan Encarnacion, R (1, 9) OBP: 0.244, SLG: 0.205	C F X 0-2 G5-3 ②			B C S B B F X 3-2 5 G4-3 1B		C B X 1-1 P4 ②		F S S 0-3 K ②		4	0	1	0	0	1	2
5 Albert Pujols, R (1, 3) OBP: 0.444, SLG: 0.636	B B F F X 2-2 G4-3 ③			B F B S F X 2-2 G4-3 ① 1-2		C B F B X 2-2 G6-3 ③		C D X 1-1 1-2 2-3 1B		4	0	1	0	0	0	1
15 Jim Edmonds, L (1, 8) OBP: 0.267, SLG: 0.289 34 Randy Flores, L (9, 1)		B S S F F B B F F 3-3 K ①		S T F B B S 2-3 K ②			C F B B X 2-2 G6-3 ①	B S B B C S 3-3 K ③		4 0	0 0	0 0	0 0	0 0	3 0	4 0
27 Scott Rolen, R (1, 5) OBP: 0.372, SLG: 0.538		C B X 1-1 G5-3 ②		F B B X 2-1 G6-3 ③			B S T B F X 2-2 F7 ②		C F C 0-3 K ①	4	0	0	0	0	1	1
So Taguchi, R (1, 7) OBP: 0.227, SLG: 0.286 26 Scott Spiezio, S (9, PH) 7 Hector Luna, R (9, PR) OBP: 0.286, SLG: 0.286		C S F S 0-3 K ③			B F X 1-1 G6-3 ①		X 0-0 4 S 1B		C B B F B B 4-2 4 G6-4-3 BB	3 0 0	0 0 0	1 0 0	0 0 0	0 1 0	1 0 0	0 0 0
4 Yadier Molina, R (1, 2) OBP: 0.176, SLG: 0.212			B F X 1-1 L9 ①		X 0-0 G5-3 2B		C F B B T 2-2 K ③ 1-2		F X 0-1 G6-4-3 ②③ 1-2f	4	0	1	0	0	1	2
Aaron Miles, S (1, 4) OBP: 0.455, SLG: 0.462			B S F B X 2-2 29 SH1-3 1B		C B X 1-1 G5-3 ② 2-3			B B B C F F B 4-2 5 1B 55 SH3-4 BB		2	0	1	0	1	0	1
29 Chris Carpenter, R (1, 1) OBP: 0.167, SLG: 0.167 55 Skip Schumaker, L (8, PH) OBP: 0.333, SLG: 0.409 (9, 8)			B L X 1-1 SH1-3 ② 1-2		B S F B X 2-2 G2-3 ③			C X 0-1 SH3-4 ① 1-2		1 0	0 0	0 0	0 0	0 0	0 0	1 0
Inning Stats	R: 0 E: 0 K: 0 S: 8 H: 0 LOB: 0 BB: 0 P: 10	R: 0 E: 0 K: 2 S: 14 H: 0 LOB: 0 BB: 0 P: 18	R: 0 E: 0 K: 0 S: 8 H: 1 LOB: 1 BB: 0 P: 12	R: 0 E: 0 K: 1 S: 14 H: 1 LOB: 1 BB: 0 P: 23	R: 0 E: 0 K: 0 S: 8 H: 1 LOB: 1 BB: 0 P: 12	R: 0 E: 0 K: 0 S: 8 H: 0 LOB: 0 BB: 0 P: 12	R: 0 E: 0 K: 1 S: 12 H: 1 LOB: 1 BB: 0 P: 18	R: 0 E: 0 K: 2 S: 15 H: 1 LOB: 3 BB: 2 P: 27	R: 0 E: 0 K: 1 S: 7 H: 0 LOB: 1 BB: 1 P: 11	1B: 4 2B: 1 3B: 0 HR: 0 SF: 0 SAC: 2 DP: 1 HBP: 0						

PITCHER		IP	WLS	BF	H	R	ER	SO	BB	IBB	HBP	BLK	WP	HR	S	P	ERA	WHIP
39 Aaron Harang, R ERA: 5.3	(1, 1)	7.0	W	26	4	0	0	4	1	0	0	0	0	0	75	112	0.00	0.714
Kent Mercker, L ERA: 2.7	(8, 1)	0.1	H	2	0	0	0	0	1	0	0	0	0	0	4	8	0.00	3.000
56 Todd Coffey, R ERA: 1.59	(8, 1)	0.2	H	3	1	0	0	2	0	0	0	0	0	0	8	12	0.00	1.500
25 David Weathers, R ERA: 1.93	(9, 1)	1.0	S	3	0	0	0	1	1	0	0	0	0	0	7	11	0.00	1.000

PITCHER	IP	WLS	BF	H	R	ER	SO	BB	IBB	HBP	BLK	WP	HR	S	P	ERA	WHIP

Cincinnati Reds @ St. Louis Cardinals

Busch Stadium, St. Louis, MO

Sat Apr 15 2006, 1:15 PM CDT

Att. 40,752 - Partly Cloudy - 79 F

livebaseballscorecards.com

TOP

Batter	1	2	3	4	5	6	7	8	9	AB	R	H	RBI	BB	SO	LOB
6 Ryan Freel, R (1, 8) OBP: 0.514, SLG: 0.444	C C B F F X 1-2 G5-3 ①		B C X 1-1 2B 1B		X 0-0 L8 ③			C C B X 1-2 G6-3 ②		4	0	1	0	0	0	0
Felipe Lopez, S (1, 6) OBP: 0.392, SLG: 0.545	F B B B X 3-1 G4-3 ②		C B 1 SAFE X 1-1 1-3 2B			B C C B B X 3-2 P5 ①		C B C X 1-2 G4-3 ③		4	0	1	0	0	0	0
Chris Hammond, L (8, 1)										0	0	0	0	0	0	0
Adam Dunn, L (1, 7) OBP: 0.396, SLG: 0.795	B S F B B X 3-2 HR		S C S 0-3 K ③			C B X 1-1 F9 ②			C F B C 1-3 K ①	4	1	1	1	0	2	2
Rich Aurilia, R (1, 4) OBP: 0.250, SLG: 0.424	X 0-0 F8 ③			C B X 1-1 12 G6-4-3 2B		C B B F X 2-2 F9 ③			B B B C C B 4-2 12 HBP 2B BB	3	1	1	0	1	0	0
Scott Hatteberg, L (1, 3) OBP: 0.387, SLG: 0.273		B B C X 2-1 G4-3 ①		B B B B 4-0 12 G6-4-3 BB			C B F X 1-2 F7 ①		B B C F F S 2-3 K ②	3	0	0	0	1	1	1
12 Edwin Encarnación, R (1, 5) OBP: 0.359, SLG: 0.455		F S B B B F B S 3-3 K ②		B F X 1-1 G6-4-3 ① ② 1-2f 2-3			B B B C X 3-1 1B 2B		C B H 2-1 2B 1-2 HBP	3	1	1	0	0	1	2
Austin Kearns, R (1, 9) OBP: 0.348, SLG: 0.667		F B B C B X 3-2 G5-3 ③		F D F F D D S 3-3 K ③			B B X 2-0 L3 2-H 1B		C C B F B F X 2-2 1-3 2-H 2B	4	0	2	2	0	1	1
Javier Valentin, S (1, 2) OBP: 0.241, SLG: 0.286			C B X 1-1 G3 ①		C F B X 1-2 G4-3 ①		F B X 1-1 ② ③ 1-1 L3		B S F F F S 1-3 K ③	4	0	0	0	0	1	3
Dave Williams, L (1, 1)			B C B X 2-1 G3 ②		B C C F C 1-3 ②			T X 0-1 L3 ①		1	0	0	0	0	0	0
31 Matt Belisle, R (4, 1)										1	0	0	0	0	1	0
Mike Burns, R (7, 1)										0	0	0	0	0	0	0
4 Brandon Phillips, R (8, PH) OBP: 0.286, SLG: 0.429 (8, 6)										1	0	0	0	0	0	0
Inning Stats	R: 1 E: 0 K: 0 S: 12 H: 1 LOB: 0 BB: 0 P: 19	R: 0 E: 0 K: 1 S: 9 H: 0 LOB: 0 BB: 0 P: 17	R: 0 E: 0 K: 1 S: 11 H: 2 LOB: 2 BB: 0 P: 16	R: 0 E: 0 K: 1 S: 8 H: 1 LOB: 1 BB: 1 P: 17	R: 0 E: 0 K: 1 S: 7 H: 0 LOB: 0 BB: 0 P: 9	R: 0 E: 0 K: 0 S: 8 H: 0 LOB: 0 BB: 0 P: 14	R: 1 E: 0 K: 0 S: 8 H: 2 LOB: 0 BB: 0 P: 15	R: 0 E: 0 K: 0 S: 8 H: 0 LOB: 0 BB: 0 P: 10	R: 1 E: 0 K: 3 S: 20 H: 1 LOB: 2 BB: 1 P: 32	1B: 2 2B: 5 3B: 0 HR: 1	SF: 0 SAC: 0 DP: 2 HBP: 1						

PITCHER		IP	WLS	BF	H	R	ER	SO	BB	IBB	HBP	BLK	WP	HR	S	P	ERA	WHIP
Sidney Ponson, R (1, 1) ERA: 3.97		6.1	W	24	5	2	2	4	1	0	0	0	0	1	60	101	2.84	0.947
48 Brad Thompson, R (7, 1) ERA: 1.8		0.2		2	1	0	0	0	0	0	0	0	0	0	3	6	0.00	1.500
41 Braden Looper, R (8, 1) ERA: 3.86		1.0		3	0	0	0	0	0	0	0	0	0	0	8	10	0.00	0.000
Ricardo Rincon, L (9, 1) ERA: 9.0		0.2		5	1	1	1	2	1	0	1	0	0	0	15	26	13.50	3.000
Josh Hancock, R (9, 1) ERA: 3.6		0.1		1	0	0	0	1	0	0	0	0	0	0	5	6	0.00	0.000

PITCHER	IP	WLS	BF	H	R	ER	SO	BB	IBB	HBP	BLK	WP	HR	S	P	ERA	WHIP

AB	32
R	3
H	7
RBI	3
BB	2
SO	7
LOB	9

BOTTOM

Batter	1	2	3	4	5	6	7	8	9	AB	R	H	RBI	BB	SO	LOB
22 David Eckstein, R (1, 6) OBP: 0.346, SLG: 0.348	B C X 1-1 G5-3 ①	C B S X 1-2 5 HR 1B		C B F B X 2-2 F9 ①	X 0-0 27 FC6-4 1-2 1B	X 0-0 E5 ③				5	1	2	0	0	0	0
So Taguchi, R (1, 8) OBP: 0.222, SLG: 0.308	B X 1-0 27 BB 4 1B 2B	C 1 SAFE B S F S 1-3 K ②		X 0-0 G4-3 ②	C L L 0-3 K ①		F S S 0-3 K ①			5	1	1	0	0	3	3
5 Albert Pujols, R (1, 3) OBP: 0.460, SLG: 0.730	B B B B 4-0 27 BB 4 1B BB	C X 0-1 1-H HR		C X 0-1 2B	C C F B B C 2-3 ②		C X 0-1 G5-3 ②			4	2	2	2	1	1	2
27 Scott Rolen, R (1, 5) OBP: 0.396, SLG: 0.512	B F B B B 4-1 4 1B 7 1B 1-2 2-3 BB	B B B C B 4-1 BB		B B F D B 4-1 BB		B F F X 1-2 FC6-4 ③ 1-2f		C X 0-1 G1-3 ③		2	1	0	0	3	0	2
43 Juan Encarnacion, R (1, 9) OBP: 0.244, SLG: 0.233	B X 1-0 P3 ②	B X 1-0 G3 ③		X 0-0 G4-3 ③			C S X 0-2 4 SH1-4 7 1B 2B			4	1	1	0	0	0	6
4 Yadier Molina, R (1, 2) OBP: 0.189, SLG: 0.222	B C S X 1-2 7 1B 1-3 2-H 3-H 1B		B X 1-0 F8 ①		B F X 1-1 F7 ①		X 0-0 SH1-4 ① 2-3			3	0	1	2	0	0	0
7 Hector Luna, R (1, 4) OBP: 0.455, SLG: 0.727	B B X 2-0 1-2 3-H 1B		C X 0-1 HR		B X 1-0 L4 ②		C P X 1-1 26 HR 3-H 1B			4	2	3	3	0	0	0
55 Skip Schumaker, L (1, 7) OBP: 0.286, SLG: 0.346	S S B X 1-2 F7 ③		S F S 0-3 K ②		C B C B B F F F F 3-2 X F7 ③		F X 0-1 F9 ②			4	0	0	0	0	1	3
Sidney Ponson, R (1, 1)		X 0-0 F8 ①	X 0-0 P4 ③			B B B B 4-0 22 1B BB	X 0-0 1-H HR			2	0	0	0	1	0	0
48 Brad Thompson, R (7, 1)										0	0	0	0	0	0	0
26 Scott Spiezio, S (7, PH) OBP: 0.429, SLG: 0.800										1	1	1	2	0	0	0
41 Braden Looper, R (8, 1)										0	0	0	0	0	0	0
Ricardo Rincon, L (9, 1)										0	0	0	0	0	0	0
Josh Hancock, R (9, 1)										0	0	0	0	0	0	0
Inning Stats	R: 3 E: 0 K: 0 S: 12 H: 3 LOB: 2 BB: 2 P: 27	R: 2 E: 0 K: 1 S: 11 H: 2 LOB: 1 BB: 1 P: 18	R: 1 E: 0 K: 1 S: 7 H: 1 LOB: 0 BB: 0 P: 8	R: 0 E: 0 K: 0 S: 8 H: 1 LOB: 2 BB: 1 P: 14	R: 0 E: 0 K: 0 S: 10 H: 0 LOB: 0 BB: 0 P: 15	R: 0 E: 0 K: 2 S: 11 H: 1 LOB: 2 BB: 1 P: 18	R: 3 E: 1 K: 0 S: 11 H: 3 LOB: 1 BB: 0 P: 11	R: 0 E: 0 K: 1 S: 7 H: 0 LOB: 0 BB: 0 P: 7		1B: 5 2B: 3 3B: 0 HR: 3	SF: 0 SAC: 1 DP: 0 HBP: 0						

PITCHER		IP	WLS	BF	H	R	ER	SO	BB	IBB	HBP	BLK	WP	HR	S	P	ERA	WHIP
Dave Williams, L (1, 1) ERA: 8.0		3.0	L	18	6	6	6	2	3	0	0	0	0	2	30	53	18.00	3.000
31 Matt Belisle, R (4, 1) ERA: 4.5		3.0		13	2	0	0	2	2	0	0	0	0	0	29	47	0.00	1.333
Mike Burns, R (7, 1) ERA: 6.75		1.0		6	3	3	3	0	0	0	0	0	0	1	11	11	27.00	3.000
Chris Hammond, L (8, 1) ERA: 36.0		1.0		3	0	0	0	1	0	0	0	0	0	0	7	7	0.00	0.000

PITCHER	IP	WLS	BF	H	R	ER	SO	BB	IBB	HBP	BLK	WP	HR	S	P	ERA	WHIP

AB	34
R	9
H	11
RBI	9
BB	5
SO	5
LOB	16

TOP

Batter	1	2	3	4	5	6	7	8	9	AB	R	H	RBI	BB	SO	LOB
6 Ryan Freel, R (1, 8) OBP: 0.524, SLG: 0.467	C X 0-1 1B 1B 2B	C B B C 2-3 ③ K			B C B C X 2-2 ① G4-3	B B C B 4-1 BB		B C B F B B 4-2 E 2B BB		3	2	1	0	2	1	1
Felipe Lopez, S (1, 6) OBP: 0.375, SLG: 0.510	B C F S 1-3 ① K	C B B C X 2-2 ① G3			X 0-0 E9 HR 1B	1 SAFE C 1 SAFE 1 SAFE F 1 SAFE S 0-3 ③ K		C B F 1 SAFE X 1-2 E9 1-3 2B		5	2	1	0	0	2	3
Rich Aurilia, R (1, 3) OBP: 0.293, SLG: 0.500	C X 0-1 1B 2-3 1B	B C X 1-1 2B			B X 1-0 ② G1-3		C X 0-1 ① G5-3	S B F B X 2-2 1-H 3-H 2B		5	0	3	2	0	0	1
Adam Dunn, L (1, 7) OBP: 0.415, SLG: 0.833 56 Todd Coffey, R (8, 1) 25 David Weathers, R (9, 1)	B F S F B B F S 3-3 ② K	B D F F B X 3-2 ② G2			F B F B B F X 3-2 2-H HR		B B B B B 4-0 12 BB BB	I I I I I 4-0 IBB		3 0 0	1 0 0	1 0 0	2 0 0	2 0 0	1 0 0	3 0 0
Austin Kearns, R (1, 9) OBP: 0.353, SLG: 0.700	B B F F 1 SAFE B X 3-2 1-2 3-H 1B	F B B B X 3-1 ③ G5-3			B S B B B F X 3-2 HR		B X 1-0 ② P4	F C S 0-3 ② K		5	1	2	2	0	1	4
12 Edwin Encarnación, R (1, 5) OBP: 0.364, SLG: 0.432	B B C S D F X 3-2 ③ P4			S S B X 1-2 ① G6-3	B X 1-0 1B		D B B B 4-0 1-2 BB	C X 0-1 ③ F8		4	0	1	0	1	0	4
4 Brandon Phillips, R (1, 4) OBP: 0.167, SLG: 0.250		B X 1-0 ① G1-3		B F X 1-1 ② G1-3	1 SAFE 1 SAFE B B X 2-0 ③ F7		X 0-0 ③ F7		F F X 0-2 ① G5-3	5	0	0	0	0	0	3
26 David Ross, R (1, 2) OBP: 0.368, SLG: 0.563 Quinton McCracken, S (8, PH) OBP: 0.500, SLG: 2.000 (8, 7)		B B F X 2-1 1B		X 0-0 1B	S X 0-1 ① F8			C B X 1-1 HR	X 0-0 ② B1	3 2	0 1	2 1	0 1	0 0	0 0	0 0
61 Bronson Arroyo, R (1, 1) OBP: 0.429, SLG: 1.333 Tony Womack, L (6, PH) OBP: 0.368, SLG: 0.375 Rick White, R (6, 1) Javier Valentin, S (8, PH) OBP: 0.226, SLG: 0.267 (8, 2)		M 1 SAFE L B L 1-3 ② K		X 0-0 ③ G1-3	C B X 1-1 ② G3			B C X 1-1 ① G5-3	S B X 1-1 ③ G3	2 1 0 2	0 0 0 0	0 0 0 0	0 0 0 0	1 0 0 0	2 0 0 0	2 0 0 0
Inning Stats	R: 1 E: 0 K: 2 S: 20 H: 3 LOB: 2 BB: 0 P: 30	R: 0 E: 0 K: 2 S: 9 H: 1 LOB: 1 BB: 0 P: 15	R: 0 E: 0 K: 0 S: 10 H: 1 LOB: 1 BB: 0 P: 19	R: 0 E: 0 K: 0 S: 7 H: 1 LOB: 1 BB: 0 P: 9	R: 3 E: 1 K: 0 S: 14 H: 4 LOB: 1 BB: 0 P: 26	R: 0 E: 0 K: 1 S: 8 H: 0 LOB: 1 BB: 1 P: 13	R: 0 E: 0 K: 0 S: 4 H: 0 LOB: 2 BB: 2 P: 13	R: 3 E: 1 K: 1 S: 17 H: 2 LOB: 2 BB: 2 P: 30	R: 0 E: 0 K: 0 S: 6 H: 0 LOB: 0 BB: 0 P: 7	1B: 6 2B: 3 3B: 0 HR: 3	SF: 0 SAC: 0 DP: 0 HBP: 0					WP: 0 PB: 0 SB: 0 CS: 0	PA: 45

PITCHER		IP	WLS	BF	H	R	ER	SO	BB	IBB	HBP	BLK	WP	HR	S	P	ERA	WHIP
30 Mark Mulder, L ERA: 4.05	(1, 1)	5.0		25	10	4	4	4	0	0	0	0	0	2	60	99	7.20	2.000
48 Brad Thompson, R ERA: 1.5	(6, 1)	1.0	H	4	0	0	0	1	1	0	0	0	0	0	8	13	0.00	1.000
50 Adam Wainwright, R ERA: 1.17	(7, 1)	1.0	H	6	1	1	1	0	2	0	0	0	0	1	6	16	9.00	3.000
34 Randy Flores, L ERA: 4.15	(8, 1)	0.1	H	3	0	0	0	0	1	0	0	0	0	0	7	13	0.00	3.000
41 Braden Looper, R ERA: 2.84	(8, 1)	1.2	W	7	1	2	1	1	0	1	0	0	0	0	14	21	5.40	0.600

PITCHER		IP	WLS	BF	H	R	ER	SO	BB	IBB	HBP	BLK	WP	HR	S	P	ERA	WHIP

Cincinnati Reds @ St. Louis Cardinals
Busch Stadium, St. Louis, MO
Sun Apr 16 2006, 1:15 PM CDT
Att. 40,068 - Sunny - 82 F

livebaseballscorecards.com

AB	40
R	7
H	12
RBI	7
BB	5
SO	6
LOB	21

BOTTOM

Batter	1	2	3	4	5	6	7	8	9	AB	R	H	RBI	BB	SO	LOB
22 David Eckstein, R (1, 6) OBP: 0.368, SLG: 0.360	C X 0-1 53 3B G1-3 1B	B B C B B 4-1 WP BB			B C X 1-1 ① F9		B C X 1-1 G1-6-3 1B	X 0-0 ③ F7		4	1	2	0	1	0	3
Aaron Miles, S (1, 4) OBP: 0.432, SLG: 0.433 41 Braden Looper, R (8, 1) Jason Marquis, L (9, PH) OBP: 0.286, SLG: 0.429	B X 1-0 ① G1-3 1-2	C B B X 2-1 ③ G3-1 1-2 2-3			B X 1-0 E6 5 HR 1B		1 SAFE C X 0-1 ① ② G1-6-3 1-2f		C B X 1-1 5 HR 1B	4 0 1	1 0 1	1 0 1	0 0 0	0 0 0	0 0 0	4 0 0
5 Albert Pujols, R (1, 3) OBP: 0.491, SLG: 0.951	B C F F B B B 4-2 53 3B BB	B B C X 2-1 ① G5-3			B C B F X 2-2 2-H HR		B C B X 2-1 HR		B C F X 1-2 1-H HR	4	4	3	5	1	0	0
27 Scott Rolen, R (1, 5) OBP: 0.385, SLG: 0.556	C B F B B F S 3-3 ② K	C B X 2-1 ② G4-3			F B B X 2-1 HR		B X 1-0 ③ L8			4	1	1	1	0	1	2
53 John Rodriguez, L (1, 9) OBP: 0.400, SLG: 0.667 43 Juan Encarnacion, R (6, 9) OBP: 0.261, SLG: 0.250	F C F B B X 2-2 1-H 2-H 3B	C B X 1-1 ③ F8			B F B S X 2-2 ② G3			B B X 2-0 7 CS 1B		3 1	0 0	1 1	2 0	0 0	0 0	0 0
26 Scott Spiezio, S (1, 7) OBP: 0.300, SLG: 0.500 48 Brad Thompson, R (6, 1) 50 Adam Wainwright, R (7, 1) 34 Randy Flores, L (8, 1) 7 Hector Luna, R (8, 4) OBP: 0.500, SLG: 0.750	B X 1-0 ③ F8			B B F F F C 2-3 ① K	B S X 1-1 ③ G4-3			P S 1 SAFE B S B X 3-2 ① 4 2B 1-2 1B		3 0 0 0 1	0 0 0 0 0	0 0 0 0 1	0 0 0 0 0	1 0 0 0 0	1 0 0 0 0	1 0 0 0 0
4 Yadier Molina, R (1, 2) OBP: 0.220, SLG: 0.275		B B X 2-0 ① G5-3		X 0-0 1B	X 0-0 ① G5-3			1 SAFE B 1 SAFE F F F F F F 1-2 X 1-3 2B		4	0	2	0	0	0	0
55 Skip Schumaker, L (1, 8) OBP: 0.313, SLG: 0.321		C B B B C F B 4-2 WP 30 S BB		1 SAFE B X 1-0 ② F8	X 0-0 ② F7			I I I I 4-0 IBB		2	0	0	0	2	0	1
30 Mark Mulder, L (1, 1) OBP: 0.556, SLG: 1.000 So Taguchi, R (6, 7) OBP: 0.207, SLG: 0.286		B B F L 1 SAFE 1 SAFE 1 SAFE B S 3-3 ② K 1-2		X 0-0 ③ G5-3	B X 1-0 ③ G6-3			B F X 1-1 ② F9		2 2	0 0	0 0	0 0	0 0	1 0	2 3
Inning Stats	R: 2 E: 0 K: 1 S: 15 H: 2 LOB: 1 BB: 1 P: 26	R: 0 E: 0 K: 1 S: 10 H: 0 LOB: 2 BB: 2 P: 25	R: 0 E: 0 K: 0 S: 6 H: 0 LOB: 0 BB: 0 P: 11	R: 0 E: 0 K: 1 S: 7 H: 1 LOB: 1 BB: 0 P: 10	R: 3 E: 1 K: 0 S: 13 H: 3 LOB: 0 BB: 0 P: 22	R: 0 E: 0 K: 0 S: 3 H: 0 LOB: 0 BB: 0 P: 4	R: 1 E: 0 K: 0 S: 7 H: 2 LOB: 0 BB: 0 P: 11	R: 0 E: 0 K: 0 S: 15 H: 3 LOB: 3 BB: 1 P: 25	R: 2 E: 0 K: 0 S: 5 H: 2 LOB: 0 BB: 0 P: 7	1B: 7 2B: 1 3B: 1 HR: 4	SF: 0 SAC: 0 DP: 0 HBP: 0					WP: 1 PB: 0 SB: 1 CS: 1	PA: 39

PITCHER		IP	WLS	BF	H	R	ER	SO	BB	IBB	HBP	BLK	WP	HR	S	P	ERA	WHIP
61 Bronson Arroyo, R ERA: 3.86	(1, 1)	5.0		24	6	5	5	3	3	0	0	0	1	2	51	94	9.00	1.800
Rick White, R ERA: 6.43	(6, 1)	2.0		7	2	1	1	0	0	0	0	0	0	1	10	15	4.50	1.000
56 Todd Coffey, R ERA: 1.35	(8, 1)	1.0	H	6	3	0	0	0	0	1	0	0	0	0	15	25	0.00	3.000
25 David Weathers, R ERA: 5.79	(9, 1)	0.0	L	2	2	2	2	0	0	0	0	0	0	1	5	7	∞	∞

PITCHER		IP	WLS	BF	H	R	ER	SO	BB	IBB	HBP	BLK	WP	HR	S	P	ERA	WHIP

Cincinnati Reds @ St. Louis Cardinals
Busch Stadium, St. Louis, MO
Sun Apr 16 2006, 1:15 PM CDT
Att. 40,068 - Sunny - 82 F

livebaseballscorecards.com

AB	35
R	8
H	13
RBI	8
BB	4
SO	3
LOB	16

TOP

Batter	1	2	3	4	5	6	7	8	9	AB	R	H	RBI	BB	SO	LOB
2 Hanley Ramirez, R (1, 6) OBP: 0.418, SLG: 0.531	K		FC6-4 1-2 BB			2B 1B		E6 1B 14 G6-4-3 1B	K	4	1	2	0	1	2	1
6 Dan Uggla, R (1, 4) OBP: 0.311, SLG: 0.333	F9		F7			F9		14 G6-4-3 1B BB		3	0	0	0	1	0	3
Miguel Cabrera, R (1, 5) OBP: 0.392, SLG: 0.545	K		FC6-4 1-2f			1-3 2B		1-2 2-3 14 G6-4-3 1B		4	0	2	0	0	1	2
14 Josh Willingham, R (1, 7) OBP: 0.354, SLG: 0.636 Joe Borowski, R (8, 1)		G1-3		K		G1-3		G6-4-3 1-2f 2-3 3-H		4 0	0 0	0 0	0 0	0 0	1 0	4 0
Wes Helms, R (1, 3) OBP: 0.500, SLG: 0.615		1B		CS 1B		G1-3		HBP		3	0	2	0	0	0	2
Chris Aguila, R (1, 9) OBP: 0.276, SLG: 0.333		F9		F9 1-2			F9	F9		4	0	0	0	0	0	4
61 Reggie Abercrombie, R (1, 8) OBP: 0.148, SLG: 0.080		F9			K		K	F8		4	0	0	0	0	2	1
20 Matt Treanor, R (1, 2) OBP: 0.154, SLG: 0.167			P3		F8		2B		K	4	0	1	0	0	1	0
Brian Moehler, R (1, 1) Randy Messenger, R (6, 1) Miguel Olivo, R (7, PH) OBP: 0.241, SLG: 0.429 Franklyn German, R (7, 1) Matt Cepicky, L (8, 7) OBP: 1.000, SLG: 1.000			2 BB		K		K		1B	1 0 1 0 1	0 0 0 0 0	0 0 0 0 0	0 0 0 0 0	1 0 1 0 0	1 0 0 0 0	0 0 1 0 0
Inning Stats	R: 0 E: 0 K: 2 S: 9 H: 0 LOB: 0 BB: 0 P: 17	R: 0 E: 0 K: 0 S: 10 H: 1 LOB: 1 BB: 0 P: 14	R: 0 E: 0 K: 0 S: 9 H: 0 LOB: 2 BB: 2 P: 22	R: 0 E: 0 K: 1 S: 8 H: 1 LOB: 0 BB: 0 P: 15	R: 0 E: 0 K: 2 S: 7 H: 0 LOB: 0 BB: 0 P: 9	R: 0 E: 0 K: 0 S: 7 H: 2 LOB: 2 BB: 0 P: 13	R: 0 E: 0 K: 2 S: 10 H: 1 LOB: 1 BB: 0 P: 18	R: 1 E: 1 K: 0 S: 12 H: 2 LOB: 2 BB: 1 P: 23	R: 0 E: 0 K: 2 S: 11 H: 1 LOB: 1 BB: 0 P: 18	1B: 6 2B: 2 3B: 0 HR: 0 SF: 0 SAC: 0 DP: 1 HBP: 1						

PITCHER		IP	WLS	BF	H	R	ER	SO	BB	IBB	HBP	BLK	WP	HR	S	P	ERA	WHIP
Brandon Claussen, L ERA: 3.18	(1, 1)	7.0	W	27	5	0	0	7	2	0	0	0	0	0	60	108	0.00	1.000
Mike Burns, R ERA: 7.11	(8, 1)	1.0		6	2	1	1	0	1	0	1	0	0	0	12	23	9.00	3.000
Chris Hammond, L ERA: 24.0	(9, 1)	1.0		4	1	0	0	2	0	0	0	0	0	0	11	18	0.00	1.000

Florida Marlins @ Cincinnati Reds
Great American Ball Park, Cincinnati, OH
Mon Apr 17 2006, 7:10 PM EDT
Att. 16,960 - Clear - 66 F

livebaseballscorecards.com

AB	33
R	1
H	8
RBI	0
BB	3
SO	9
LOB	18

BOTTOM

Batter	1	2	3	4	5	6	7	8	9	AB	R	H	RBI	BB	SO	LOB
6 Ryan Freel, R (1, 8) OBP: 0.489, SLG: 0.457	G6-3	CS 2-H 2B			F7	L8		P4		5	0	1	1	0	0	2
Felipe Lopez, S (1, 6) OBP: 0.361, SLG: 0.500	HR 2B	G4-3 2-3			F7		G4-3	K		5	1	1	0	0	1	2
Adam Dunn, L (1, 7) OBP: 0.439, SLG: 0.886 Mike Burns, R (8, 1) Chris Hammond, L (9, 1)	HR 2-H		G6-4-3 BB		G6-3		HBP BB			2 0 0	1 0 0	1 0 0	2 0 0	2 0 0	0 0 0	0 0 0
Austin Kearns, R (1, 9) OBP: 0.382, SLG: 0.750	G4-6-3 BB		G6-4-3 1-2f			HR	HBP 1-2			2	1	1	1	1	0	1
Scott Hatteberg, L (1, 3) OBP: 0.400, SLG: 0.346	G4-6-3 1-2f		1B			1B 12 G6-3 2B	F7			4	1	2	0	0	0	3
Javier Valentin, S (1, 2) OBP: 0.257, SLG: 0.324		12 E 4 2B 2B	F9			12 G6-3 4 1B 2-3 1B	G4-1			4	2	2	0	0	0	3
12 Edwin Encarnación, R (1, 5) OBP: 0.354, SLG: 0.439	E6 4 2B 2-3			G5-3		G6-3 1-2 3-H		4 1B 2B		4	2	1	1	0	0	2
4 Brandon Phillips, R (1, 4) OBP: 0.313, SLG: 0.438	SAFE 6 2B 1-H 3-H 2B			K		1B 2-H		1B 2-H		4	1	3	4	0	1	0
Brandon Claussen, R (1, 1) Quinton McCracken, S (8, 7) OBP: 0.333, SLG: 1.333	K			G1-3		2-H 1B K		F8		3 1	0 0	0 0	0 0	2 0	2 0	2 1
Inning Stats	R: 2 E: 0 K: 0 S: 10 H: 2 LOB: 0 BB: 1 P: 21	R: 3 E: 1 K: 1 S: 14 H: 3 LOB: 0 BB: 0 P: 23	R: 0 E: 0 K: 0 S: 8 H: 1 LOB: 1 BB: 1 P: 17	R: 0 E: 0 K: 1 S: 8 H: 0 LOB: 0 BB: 0 P: 11	R: 0 E: 0 K: 0 S: 9 H: 0 LOB: 0 BB: 0 P: 16	R: 3 E: 0 K: 1 S: 19 H: 4 LOB: 1 BB: 0 P: 28	R: 0 E: 0 K: 0 S: 10 H: 0 LOB: 2 BB: 1 P: 17	R: 1 E: 0 K: 1 S: 12 H: 2 LOB: 1 BB: 0 P: 19	R: 0 E: 0 K: 2 S: 11 H: 1 LOB: 0 BB: 0 P: 18	1B: 4 2B: 6 3B: 0 HR: 2 SF: 0 SAC: 0 DP: 2 HBP: 1						

PITCHER		IP	WLS	BF	H	R	ER	SO	BB	IBB	HBP	BLK	WP	HR	S	P	ERA	WHIP
Brian Moehler, R ERA: 13.14	(1, 1)	5.0	L	24	9	8	7	2	2	0	0	0	0	2	58	99	12.60	2.200
Randy Messenger, R ERA:	(6, 1)	1.0		4	1	0	0	1	0	0	0	0	0	0	10	17	0.00	1.000
Franklyn German, R ERA:	(7, 1)	1.0		5	0	0	0	0	1	0	1	0	0	0	10	17	0.00	1.000
Joe Borowski, R ERA: 7.2	(8, 1)	1.0		5	2	1	1	1	0	0	0	0	0	0	12	19	9.00	2.000

AB	34
R	9
H	12
RBI	9
BB	3
SO	4
LOB	16

Florida Marlins @ Cincinnati Reds

Great American Ball Park, Cincinnati, OH

Tue Apr 18 2006, 7:10 PM EDT

Att. 19,724 - Clear - 70 F

TOP

Batter	1	2	3	4	5	6	7	8	9	AB	R	H	RBI	BB	SO	LOB
2 Hanley Ramirez, R (1, 6) OBP: 0.426, SLG: 0.636	HR	1-H HR			G1-3		6 1B 1B		G4-3	6	3	3	4	0	1	1
6 Dan Uggla, R (1, 4) OBP: 0.333, SLG: 0.422	P4	HR		G6-3		14 F8 1B 1B	1B		K	6	1	3	2	0	1	0
Miguel Cabrera, R (1, 5) OBP: 0.429, SLG: 0.583	14 2B 2B	P2			14 2B BB	SAFE 1-2 1B	14 FC5-4 1-2 1B			4	2	3	0	1	0	0
14 Josh Willingham, R (1, 7) OBP: 0.377, SLG: 0.667 1 Eric Reed, L (9, 8) OBP: 0.174, SLG: 0.095	2-H 2B	BB			SAFE 1-3 2B	F8 2-3	FC5-4 1-2f			4 0	1 0	2 0	1 0	1 0	0 0	4 0
17 Mike Jacobs, L (1, 3) OBP: 0.280, SLG: 0.444	K				F7	K				5	0	1	0	0	3	6
Chris Aguila, R (1, 9) OBP: 0.265, SLG: 0.290 (9, 7)	G4-3		F8		2B 61 1B IBB					4	1	0	0	1	2	4
Miguel Olivo, R (1, 2) OBP: 0.265, SLG: 0.485		1B 2B	G5-3		1-3 2-H 3-H 61 1B 2B		G5-3		FC1-5-4 2-3	5	2	2	2	0	0	1
61 Reggie Abercrombie, R (1, 8) OBP: 0.188, SLG: 0.167 (9, 9)		K	F9		2-H 3-H 1B		2 1B 2B		G5-3	5	1	2	2	0	1	2
Jason Vargas, L (1, 1) OBP: 0.286, SLG: 0.286 55 Josh Johnson, L (5, 1) Todd Wellemeyer, R (8, 1) 4 Alfredo Amezaga, S (9, PH) OBP: 0.400, SLG: 0.333 Matt Herges, L (9, 1)	2-H 2 HR 1B			K		1B		K	K	3 1 0 1 0	1 0 0 0 0	2 0 0 0 0	1 0 0 0 0	0 1 0 1 0	1 1 0 0 0	0 1 0 0 0
Inning Stats	R: 2 E: 0 K: 1 S: 14 H: 3 LOB: 1 BB: 0 P: 20	R: 4 E: 0 K: 2 S: 21 H: 4 LOB: 1 BB: 1 P: 29	R: 0 E: 0 K: 0 S: 6 H: 0 LOB: 0 BB: 0 P: 9	R: 0 E: 0 K: 2 S: 9 H: 0 LOB: 0 BB: 0 P: 11	R: 4 E: 0 K: 0 S: 15 H: 4 LOB: 1 BB: 2 P: 27	R: 0 E: 0 K: 2 S: 11 H: 2 LOB: 2 BB: 0 P: 16	R: 2 E: 0 K: 1 S: 12 H: 4 LOB: 2 BB: 0 P: 19	R: 0 E: 0 K: 1 S: 11 H: 1 LOB: 1 BB: 0 P: 16	R: 0 E: 0 K: 2 S: 9 H: 0 LOB: 0 BB: 0 P: 13	1B: 8 2B: 7 3B: 0 HR: 3	SF: 0 SAC: 0 DP: 0 HBP: 0			WP: 0 PB: 0 SB: 0 CS: 0	PA: 47		

PITCHER		IP	WLS	BF	H	R	ER	SO	BB	IBB	HBP	BLK	WP	HR	S	P	ERA	WHIP
22 Eric Milton, L ERA: 6.5	(1, 1)	4.1	L	24	8	9	9	5	2	1	0	0	0	3	56	84	18.69	2.308
31 Matt Belisle, R ERA: 5.4	(5, 1)	0.2		4	3	1	1	0	0	0	0	0	0	0	9	12	13.50	4.500
Mike Burns, R ERA: 7.56	(6, 1)	2.0		12	6	2	2	3	0	0	0	0	0	0	23	35	9.00	3.000
Rick White, R ERA: 5.0	(8, 1)	2.0		7	1	0	0	3	0	0	0	0	0	0	20	29	0.00	0.500

PITCHER		IP	WLS	BF	H	R	ER	SO	BB	IBB	HBP	BLK	WP	HR	S	P	ERA	WHIP

livebaseballscorecards.com

AB	44
R	12
H	18
RBI	12
BB	3
SO	11
LOB	19

BOTTOM

Batter	1	2	3	4	5	6	7	8	9	AB	R	H	RBI	BB	SO	LOB
6 Ryan Freel, R (1, 8) OBP: 0.519, SLG: 0.459	G1-6-3 BB	S 1B		FC4 BB	SAFE G4-3			BB		2	0	1	0	3	0	1
Felipe Lopez, S (1, 6) OBP: 0.333, SLG: 0.458	SAFE SAFE 1-2f G1-6-3	SAFE SAFE SAFE 1-3 G6-3		1-2f 2-3 FC4		F7		F6		5	0	0	0	0	0	6
Rich Aurilia, R (1, 3) OBP: 0.326, SLG: 0.571 (8, 4)	BB 1B		G1-3 BB		HR	G5-3		F9		4	1	2	1	1	0	2
Adam Dunn, L (1, 7) OBP: 0.435, SLG: 0.830	SAFE 1-2 FC6-4 BB		1-2 G1-3		12 HR E BB	P5			K	3	1	0	0	2	1	1
Austin Kearns, R (1, 9) OBP: 0.367, SLG: 0.702	1-2f FC6-4		K		1-2 E5 12 HR		F9		12 1B 1B	5	1	1	0	0	1	4
12 Edwin Encarnación, R (1, 5) OBP: 0.377, SLG: 0.511		K	P6		1-H 2-H HR		4 G6-4-3 BB			4	1	2	3	1	1	1
4 Brandon Phillips, R (1, 4) OBP: 0.300, SLG: 0.450 Rick White, R (8, 1) Quinton McCracken, S (9, PH) OBP: 0.250, SLG: 1.000		26 HR 2B		G6-3	G6-3		G6-4-3 1-2f		K	4 0 1	1 0 0	1 0 0	0 0 0	0 0 0	0 0 1	1 0 2
26 David Ross, R (1, 2) OBP: 0.364, SLG: 0.684 Javier Valentin, S (8, PH) OBP: 0.243, SLG: 0.306 (9, 2)	2-H HR			G1-3	G5-3			K	F8	3 2	1 0	1 0	2 0	0 0	0 1	0 2
22 Eric Milton, L (1, 1) OBP: 0.286, SLG: 0.714 31 Matt Belisle, R (5, 1) Tony Womack, L (5, PH) OBP: 0.400, SLG: 0.375 Mike Burns, R (6, 1) Scott Hatteberg, L (8, 3) OBP: 0.417, SLG: 0.407	F8	WP 2B			BB					2 0 0 0 1	0 0 0 0 0	1 0 0 0 0	0 0 0 0 0	0 0 1 0 0	0 0 0 0 0	0 0 0 0 0
Inning Stats	R: 0 E: 0 K: 0 S: 13 H: 1 LOB: 2 BB: 2 P: 25	R: 2 E: 0 K: 1 S: 15 H: 3 LOB: 1 BB: 0 P: 24	R: 0 E: 0 K: 1 S: 9 H: 0 LOB: 1 BB: 1 P: 18	R: 0 E: 0 K: 0 S: 15 H: 1 LOB: 2 BB: 1 P: 24	R: 4 E: 1 K: 0 S: 19 H: 2 LOB: 1 BB: 2 P: 36	R: 0 E: 0 K: 0 S: 7 H: 0 LOB: 0 BB: 0 P: 11	R: 0 E: 0 K: 0 S: 6 H: 0 LOB: 0 BB: 1 P: 11	R: 0 E: 0 K: 1 S: 11 H: 1 LOB: 2 BB: 1 P: 21	R: 0 E: 0 K: 2 S: 14 H: 2 LOB: 2 BB: 0 P: 22	1B: 4 2B: 3 3B: 0 HR: 3	SF: 0 SAC: 0 DP: 2 HBP: 0			WP: 1 PB: 0 SB: 2 CS: 0	PA: 44		

PITCHER		IP	WLS	BF	H	R	ER	SO	BB	IBB	HBP	BLK	WP	HR	S	P	ERA	WHIP
Jason Vargas, L ERA: 7.2	(1, 1)	4.0		24	7	6	5	2	5	0	0	0	1	3	61	110	11.25	3.000
55 Josh Johnson, R ERA: 1.04	(5, 1)	3.0	W	10	0	0	0	0	2	0	0	0	0	0	23	39	0.00	0.667
Todd Wellemeyer, R ERA: 3.6	(8, 1)	1.0		5	1	0	0	1	1	0	0	0	0	0	11	21	0.00	2.000
Matt Herges, R ERA: 3.38	(9, 1)	1.0		5	2	0	0	2	0	0	0	0	0	0	14	22	0.00	2.000

PITCHER		IP	WLS	BF	H	R	ER	SO	BB	IBB	HBP	BLK	WP	HR	S	P	ERA	WHIP

livebaseballscorecards.com

AB	36
R	6
H	10
RBI	6
BB	8
SO	5
LOB	20

Florida Marlins @ Cincinnati Reds

Great American Ball Park, Cincinnati, OH

Wed Apr 19 2006, 12:35 PM EDT

Att. 18,878 - Partly Cloudy - 72 F

TOP

Batter	1	2	3	4	5	6	7	8	9	AB	R	H	RBI	BB	SO	LOB
2 Hanley Ramirez, R (1, 6) OBP: 0.424, SLG: 0.633	3-2 G6-3 ①	0-3 K ③		F 2 SAFE 1-1 6 HR ② 1-2 2-3 1B		3-2 G6-3 ① 1-2		2-1 14 BB 2B		5	1	2	0	0	1	3
6 Dan Uggla, R (1, 4) OBP: 0.357, SLG: 0.500	0-2 G5-3 ②		1-2 G4-6-3 1B	1-1 1-H 2-H HR		1-2 14 1B 1B 2-3 1B		1-0 B2 ①		5	2	3	3	0	0	1
Miguel Cabrera, R (1, 5) OBP: 0.443, SLG: 0.635	0-1 HR		1-2 G4-6-3 ①② 1-2f	1-3 K ③		0-0 14 1B 1-2 1B 1B		4-0 14 BB IBB		4	1	2	1	1	1	1
14 Josh Willingham, R (1, 7) OBP: 0.379, SLG: 0.635	3-2 L6 ③		0-0 E5 17 BB		0-0 F8 ①	2-2 1-2 2-H 3-H 1B		4-2 1-2 2-3 BB		4	0	1	2	1	0	0
17 Mike Jacobs, L (1, 3) OBP: 0.291, SLG: 0.417		2-3 K ①	4-2 1-2 BB		2-1 HBP	0-0 P6 ②		1-3 K ②		3	0	0	0	1	2	5
Miguel Olivo, R (1, 2) OBP: 0.282, SLG: 0.553		3-2 HR	2-3 K ③		0-0 F8 ②	0-0 1-2 2-H 1B ③		1-2 L4 ③		5	1	2	1	0	1	6
Matt Cepicky, L (1, 9) OBP: 0.400, SLG: 0.400 1 Eric Reed, L (8, 8) OBP: 0.167, SLG: 0.091		2-2 K ②		1-0 FC1-5 61 1B 1B	1-3 K ③		0-0 L7 ①		0-0 B4-3 ①	4 0 1 0 0 2 1 1 0 0 0 0 0 0						
61 Reggie Abercrombie, R (1, 8) OBP: 0.243, SLG: 0.314 (8, 9)		3-2 1B 1B		1 SAFE 1-1 2 CS FC1-5 1-2 1B		0-1 HR	2-0 P4 ②		1-3 K ②	5	1	3	1	0	1	0
Dontrelle Willis, L (1, 1) OBP: 0.222, SLG: 0.125 4 Alfredo Amezaga, S (7, PH) OBP: 0.364, SLG: 0.300 47 Ricky Nolasco, R (7, 1) Matt Herges, L (8, 1) Wes Helms, R (9, PH) OBP: 0.467, SLG: 0.571 Todd Wellemeyer, R (9, 1)		1-0 1-2 1B		0-0 FC1-5 2 1B 6 HR 1-2 2-3f		4-0 6 1B 2 G6-3 14 1B BB	0-0 L9 ③		1-3 K ③	2 2 1 0 1 0 2 1 0 0 0 0 0 0 0 0 0 0 0 0 0 0 0 0 0 0 0 0 1 0 0 0 0 1 0 0 0 0 0 0 0 0							
Inning Stats	R: 1 E: 0 K: 0 S: 12 H: 1 LOB: 0 BB: 0 P: 18	R: 1 E: 0 K: 3 S: 17 H: 3 LOB: 2 BB: 0 P: 28	R: 0 E: 1 K: 1 S: 14 H: 1 LOB: 2 BB: 1 P: 22	R: 3 E: 0 K: 1 S: 12 H: 4 LOB: 0 BB: 0 P: 17	R: 0 E: 0 K: 1 S: 6 H: 0 LOB: 1 BB: 0 P: 9	R: 3 E: 0 K: 0 S: 15 H: 5 LOB: 2 BB: 1 P: 25	R: 0 E: 0 K: 0 S: 3 H: 0 LOB: 0 BB: 0 P: 5	R: 0 E: 0 K: 1 S: 12 H: 1 LOB: 3 BB: 2 P: 25	R: 0 E: 0 K: 2 S: 7 H: 0 LOB: 0 BB: 0 P: 9	1B: 10 2B: 1 3B: 0 HR: 4 SF: 0 SAC: 0 DP: 1 HBP: 1						

PITCHER		IP	WLS	BF	H	R	ER	SO	BB	IBB	HBP	BLK	WP	HR	S	P	ERA	WHIP
39 Aaron Harang, R ERA: 6.35	(1, 1)	4.0		21	9	5	5	5	1	0	0	0	0	3	55	85	11.25	2.500
Mike Gosling, L ERA: 13.5	(5, 1)	1.1		7	1	2	2	1	1	0	1	0	0	1	11	21	13.50	1.500
Rick White, R ERA: 5.59	(6, 1)	0.2		5	4	1	1	0	0	0	0	0	0	0	10	13	13.50	6.000
25 David Weathers, R ERA: 4.05	(7, 1)	2.0		9	1	0	0	1	1	1	0	0	0	0	15	30	0.00	1.000
56 Todd Coffey, R ERA: 1.17	(9, 1)	1.0	W	3	0	0	0	2	0	0	0	0	0	0	7	9	0.00	0.000

PITCHER	IP	WLS	BF	H	R	ER	SO	BB	IBB	HBP	BLK	WP	HR	S	P	ERA	WHIP

livebaseballscorecards.com

AB	40
R	8
H	15
RBI	8
BB	4
SO	9
LOB	19

BOTTOM

Batter	1	2	3	4	5	6	7	8	9	AB	R	H	RBI	BB	SO	LOB
6 Ryan Freel, R (1, 8) OBP: 0.526, SLG: 0.463	3-2 E5 4 G4-3		0-0 4 G5-4-3 1B	1-1 4 WP 4 1B 1-2 2-3 3-H 1B			3-2 E 4 1B G4-3 HBP	2-1 FC6-5-2 ① 2-3 3-H		4	2	2	1	0	0	2
4 Brandon Phillips, R (1, 4) OBP: 0.320, SLG: 0.440 56 Todd Coffey, R (9, 1)	1 SAFE 1 SAFE 1-2 G4-3 ①② 1-2f		1 SAFE 2-2 G5-4-3 ①② 1-2f	2-1 1-H 2-H 3-H 1B			0-0 G4-3 E 1-2 1B	1-2 G6-3 ② 3-H		5 0 2 3 0 0 3 0 0 0 0 0 0 0						
Rich Aurilia, R (1, 6) OBP: 0.314, SLG: 0.532 (9, 4)	3-2 F8 ③		0-0 1B	1 SAFE 0-0 G1-3 ③			1-0 F7 ①	1-1 P4 ③		5	0	1	0	0	0	4
Adam Dunn, L (1, 7) OBP: 0.433, SLG: 0.780		4-1 12 BB 1B BB	3-3 K ③		0-2 G6-3 ①		1-0 1-3 2-H G4-3 ②		4-1 1B 12 2B BB	3	1	0	1	2	1	2
Austin Kearns, R (1, 9) OBP: 0.338, SLG: 0.645		0-3 K ①		0-0 G5-3 ①	2-2 K ②		2-2 P4 ③		1-0 F9 ①	5	0	0	0	0	2	3
Scott Hatteberg, L (1, 3) OBP: 0.463, SLG: 0.452		1-1 12 BB 1-2 1B		3-2 12 FC5-4 1B	1-1 L1 ③			4-0 1B 12 1B 1B BB	2-2 12 2B 1-2 1B	4	1	3	0	1	0	0
12 Edwin Encarnación, R (1, 5) OBP: 0.397, SLG: 0.531		4-1 1-2 2-3 BB		2-2 FC5-4 26 BB BB 6 1B 1-2f		1-0 P4 ①		1-2 1B E 1B 1-2 1B	0-1 1-3 2-H 2B	4	2	2	1	1	0	1
Jason LaRue, R (1, 2) OBP: 0.500, SLG: 0.333		2-3 K ②		4-0 6 1B 26 BB 4 WP 1-2 BB		0-1 G1-3 ②		2-2 E 6 FC6-5-2 1-2 2-3 1B		3	1	1	0	1	1	3
39 Aaron Harang, R (1, 1) OBP: 0.125, SLG: 0.125 26 David Ross, R (4, PH) OBP: 0.391, SLG: 0.684 Mike Gosling, L (5, 1) Rick White, R (6, 1) Quinton McCracken, S (6, PH) OBP: 0.200, SLG: 0.800 25 David Weathers, R (7, 1) Felipe Lopez, S (8, PH) OBP: 0.343, SLG: 0.467 (9, 6)		0-3 K ③		4-0 4 WP 6 1B 4 1B 1-2 2-3 BB		1-3 K ③		0-2 E4 6 FC6-5-2 4 G6-3 1-3 2-H 3-H 1B		1 0 0 0 0 1 3 0 1 0 0 1 0 0 0 0 0 0 0 0 0 0 0 0 0 0 0 0 1 0 0 0 0 1 0 0 0 0 0 0 0 0 1 1 1 1 0 0 0						
Inning Stats	R: 0 E: 1 K: 0 S: 11 H: 0 LOB: 0 BB: 0 P: 18	R: 0 E: 0 K: 3 S: 14 H: 1 LOB: 3 BB: 2 P: 25	R: 0 E: 0 K: 1 S: 10 H: 2 LOB: 1 BB: 0 P: 15	R: 4 E: 0 K: 0 S: 12 H: 3 LOB: 1 BB: 2 P: 28	R: 0 E: 0 K: 1 S: 8 H: 0 LOB: 0 BB: 0 P: 11	R: 0 E: 0 K: 1 S: 7 H: 0 LOB: 0 BB: 0 P: 9	R: 1 E: 1 K: 0 S: 9 H: 1 LOB: 1 BB: 0 P: 16	R: 3 E: 1 K: 0 S: 16 H: 3 LOB: 1 BB: 1 P: 27	R: 1 E: 0 K: 0 S: 7 H: 2 LOB: 2 BB: 1 P: 14	1B: 11 2B: 1 3B: 0 HR: 0 SF: 0 SAC: 0 DP: 2 HBP: 1						

PITCHER		IP	WLS	BF	H	R	ER	SO	BB	IBB	HBP	BLK	WP	HR	S	P	ERA	WHIP
Dontrelle Willis, L ERA: 2.92	(1, 1)	6.0		27	6	4	4	6	4	0	0	0	1	0	62	106	6.00	1.667
47 Ricky Nolasco, R ERA: 4.5	(7, 1)	1.0		8	3	4	2	0	1	0	1	0	0	0	15	29	18.00	4.000
Matt Herges, R ERA: 2.84	(8, 1)	1.0	B	4	1	0	0	0	0	0	0	0	0	0	10	14	0.00	1.000
Todd Wellemeyer, R ERA: 5.06	(9, 1)	0.1	L	4	2	1	1	0	1	0	0	0	0	0	7	14	27.00	9.000

PITCHER	IP	WLS	BF	H	R	ER	SO	BB	IBB	HBP	BLK	WP	HR	S	P	ERA	WHIP

livebaseballscorecards.com

AB	36
R	9
H	12
RBI	7
BB	6
SO	6
LOB	21

Cincinnati Reds @ Milwaukee Brewers

Miller Park, Milwaukee, WI

Thu Apr 20 2006, 7:05 PM CDT

Att. 15,347 - Clear - 66 F

livebaseballscorecards.com

TOP

Batter	1	2	3	4	5	6	7	8	9	AB	R	H	RBI	BB	SO	LOB
6 Ryan Freel, R (1, 8) OBP: 0.492, SLG: 0.426	F F B X 1-2 1B G4-6-3 1B	B C B C T 3-2 ③ K		C B B B X 3-1 ② F9	C B S C 2-3 ③ K		B B C F X 2-2 ① G6-3		B B C F S 2-3 ③ K	6	1	1	0	0	3	1
Felipe Lopez, S (1, 6) OBP: 0.375, SLG: 0.476	1 SAFE B 1 SAFE C 1 SAFE B 1 SAFE C 1 SAFE 2-2 F 1 SAFE X G4-6-3 1-3 1B	C B X 1-1 ① G4-3	B C B C B B 4-2 1B E BB			B C X 1-1 WP 12 BB 1B	B B C B B 4-1 S BB			3	2	2	0	2	0	0
Scott Hatteberg, L (1, 3) OBP: 0.457, SLG: 0.429	X 0-0 ① ② G4-6-3 1-2f 3-H	C C B B B X 3-2 ② G4-3	C X 0-1 E 1-2 1B			1 SAFE B C B B B B 4-1 12 BB BB 4 HR 1-3 BB	B X 1-0 ② F9			4	1	1	0	1	0	2
Adam Dunn, L (1, 7) OBP: 0.431, SLG: 0.741	B B B B 4-0 BB	B C F B B F F X 3-2 1B 1B	C X 0-1 E1 1-3 2-H			C S B C 1-3 ① K	C D F B D F F S 3-3 ③ K 1-2			4	0	1	0	1	2	4
Austin Kearns, R (1, 9) OBP: 0.343, SLG: 0.621	B C B X 2-1 ③ G4-3	X 0-0 1-2 1B	F F B B S 2-3 ③ K			B S B B C B 4-2 12 BB 4 HR 1-2 BB		X 0-0 ① P4		4	1	1	0	1	1	3
Javier Valentin, S (1, 2) OBP: 0.262, SLG: 0.325		B B F B B 4-1 4 1B 4 E BB	D B X 2-0 ③ G1-3		C F F B B F F X 2-2 12 HR 2B	B C F S 1-3 ② K		F S B F S 1-3 ② K		4	2	1	0	1	2	5
12 Edwin Encarnación, R (1, 5) OBP: 0.413, SLG: 0.577 56 Todd Coffey, R (8, 1)	B B B B C X 3-1 ① L4	C F B B B B 4-2 4 HR BB			B B X 2-0 2-H HR	B B C F B 4-2 1-2 2-3 3-H 4 HR BB		F C X 0-2 ③ F8		3 0	3 0	1 0	3 0	2 0	0 0	1 0
4 Brandon Phillips, R (1, 4) OBP: 0.367, SLG: 0.667	C F B X 1-2 E7 1-H 1B			B F X 1-1 1-H HR	S B B X 2-1 ① G6-3	F X 0-1 1-H 2-H 3-H HR			C F C 0-3 ① K	5	2	3	6	0	1	0
Dave Williams, L (1, 1) Tony Womack, L (4, PH) OBP: 0.381, SLG: 0.353 31 Matt Belisle, R (4, 1) 37 Brian Shackelford, L (8, 1) Rich Aurilia, R (8, 5) OBP: 0.308, SLG: 0.521	C S F B X 1-2 ② G1-3			C F B S 1-3 ① K	C F F C 0-3 ② K	B X 1-0 ③ P4			B F F B X 2-2 ② F8	1 1 2 0 1	0 0 0 0 0	0 0 0 0 0	0 0 0 0 0	0 1 0 0 0	0 0 0 0 0	1 0 0 0 0
Inning Stats	R: 1 E: 0 K: 0 S: 10 H: 2 LOB: 1 BB: 1 P: 19	R: 1 E: 1 K: 1 S: 13 H: 1 LOB: 1 BB: 1 P: 25	R: 0 E: 0 K: 0 S: 12 H: 2 LOB: 2 BB: 0 P: 21	R: 3 E: 1 K: 2 S: 18 H: 2 LOB: 2 BB: 2 P: 33	R: 2 E: 0 K: 2 S: 15 H: 2 LOB: 0 BB: 0 P: 23	R: 5 E: 0 K: 2 S: 16 H: 2 LOB: 0 BB: 3 P: 32	R: 0 E: 0 K: 1 S: 11 H: 0 LOB: 1 BB: 1 P: 21	R: 0 E: 0 K: 1 S: 8 H: 0 LOB: 0 BB: 0 P: 9	R: 0 E: 0 K: 2 S: 9 H: 0 LOB: 0 BB: 0 P: 13	1B: 7 2B: 1 3B: 0 HR: 3	SF: 0 SAC: 0 DP: 1 HBP: 0				WP: 2 PB: 0 SB: 1 CS: 0	PA: 46	

PITCHER		IP	WLS	BF	H	R	ER	SO	BB	IBB	HBP	BLK	WP	HR	S	P	ERA	WHIP
Tomo Ohka, R (1, 1) ERA: 4.09		4.0		24	8	6	4	3	4	0	0	0	0	1	59	106	9.00	3.000
Justin Lehr, R (5, 1) ERA: 1.59		1.0	L	4	1	1	1	2	0	0	0	0	0	1	9	15	9.00	1.000
Jorge De La Rosa, L (6, 1) ERA: 9.45		0.2		5	1	3	3	2	2	0	0	0	1	0	11	22	40.50	4.500
Mike Adams, R (6, 1) ERA: 11.57		1.1		7	1	2	2	1	2	0	0	0	0	1	16	31	13.50	2.250
Chris Demaria, R (8, 1) ERA: 6.0		2.0		6	0	0	0	3	0	0	0	0	0	0	17	22	0.00	0.000

PITCHER	IP	WLS	BF	H	R	ER	SO	BB	IBB	HBP	BLK	WP	HR	S	P	ERA	WHIP

BOTTOM

Batter	1	2	3	4	5	6	7	8	9	AB	R	H	RBI	BB	SO	LOB
Brady Clark, R (1, 8) OBP: 0.333, SLG: 0.232	C X 0-1 ① L6	B X 1-0 ② SF7 1-2 2-3 3-H	B B X 2-0 ② SF7 3-H		C B B S F B F X 3-2 ③ F7			H 1-0 7 1B 1B HBP	B C X 1-1 ② FC4-6 1-2f	3	1	0	2	0	0	2
7 J.J. Hardy, R (1, 6) OBP: 0.309, SLG: 0.406	C B C F F X 1-2 ② F7	B B B C C B 4-2 BB BB	B X 1-0 1-2 1B			B C X 1-1 G6-3 PB 1B		C B X 1-1 2 1B 1B 1-2 1B	C B C X 1-2 ③ F7	5	0	3	0	1	0	1
Geoff Jenkins, L (1, 9) OBP: 0.338, SLG: 0.446	S C B B F F B F B 4-2 BB	C F B B F B B 4-2 1-2 2-3 3-H BB	B F B F S 2-3 ③ K			S T C 0-3 ① K 1-2		B S X 1-1 ① F8		3	0	0	1	2	2	5
Carlos Lee, R (1, 7) OBP: 0.444, SLG: 0.767	B B C B F F X 3-2 ③ F8	C X 0-1 ③ F7		S B B F X 2-2 ① F9		B C S B B X 3-2 ② G6-3 2-3		B X 1-0 2 1B 1-2 2-H 1B		5	0	1	1	0	0	5
2 Bill Hall, R (1, 5) OBP: 0.372, SLG: 0.622		B F X 1-1 23 1B 28 1B 2B	B B X 2-0 HR	B B B C F X 3-2 ② G6-3		C D B S F T X 2-2 K		D B X 2-0 1-2 2-3 1B		5	2	3	1	0	1	1
23 Rickie Weeks Jr., R (1, 4) OBP: 0.367, SLG: 0.340	X 0-0 BB 28 1B SF7 2-3 1B	C F F X 0-2 ① G6-3	B B C X 2-1 ③ G4-3				B X 1-0 ① F9	F F S 0-3 ② K		5	1	1	0	0	1	3
28 Prince Fielder, L (1, 3) OBP: 0.439, SLG: 0.533	C F B X 1-2 E BB BB 1-2 3-H 1B	C B S X 1-2 2B 1B			C S B B X 2-2 ① G3-1		B X 1-0 G4-6-3 1B	F B S F F S 1-3 ③ K		5	2	3	1	0	1	3
Damian Miller, R (1, 2) OBP: 0.356, SLG: 0.395 Chris Demaria, S (8, 1) 47 Corey Koskie, L (9, PH) OBP: 0.333, SLG: 0.341	C F F F B B B B B 4-2 BB BB 1-2 2-3 BB	X 0-0 1B 1-3 SF7 2B			B B X 2-0 2B		F B B B F F F X 3-2 ② ③ G4-6-3 1-2f		C C F X 0-2 ① P3	3 0 1	1 0 0	2 0 0	0 0 0	1 0 0	0 0 0	1 0 0
Tomo Ohka, S (1, 1) OBP: 0.286, SLG: 0.429 Justin Lehr, R (5, 1) 18 Gabe Gross, L (5, PH) OBP: 0.500, SLG: 1.067 Jorge De La Rosa, L (6, 1) Mike Adams, R (6, 1) Chad Moeller, R (8, 2) OBP: 0.429, SLG: 0.500	B C C F F S 1-3 ① K	X 0-0 2-3 3-H 7 1B 1B			C B B B F T 2-2 ② K			X 0-0 HR	B C B F B X 3-2 FC4-6 1B	2 0 1 0 0 2	0 0 0 0 0 1	1 0 0 0 0 0	1 0 1 0 0 2	0 0 1 0 0 1	1 0 1 0 0 3	3 0 1 0 0 0
Inning Stats	R: 0 E: 0 K: 0 S: 16 H: 0 LOB: 1 BB: 1 P: 24	R: 3 E: 1 K: 1 S: 23 H: 3 LOB: 3 BB: 3 P: 39	R: 3 E: 0 K: 1 S: 15 H: 5 LOB: 2 BB: 0 P: 23	R: 0 E: 0 K: 0 S: 8 H: 0 LOB: 0 BB: 0 P: 15	R: 0 E: 0 K: 1 S: 12 H: 1 LOB: 1 BB: 0 P: 21	R: 0 E: 0 K: 2 S: 12 H: 1 LOB: 1 BB: 0 P: 18	R: 0 E: 0 K: 0 S: 7 H: 1 LOB: 0 BB: 0 P: 12	R: 2 E: 0 K: 2 S: 15 H: 4 LOB: 3 BB: 0 P: 22	R: 0 E: 0 K: 0 S: 12 H: 1 LOB: 1 BB: 0 P: 17	1B: 11 2B: 3 3B: 0 HR: 2	SF: 2 SAC: 0 DP: 1 HBP: 1				WP: 0 PB: 1 SB: 0 CS: 0	PA: 47	

PITCHER		IP	WLS	BF	H	R	ER	SO	BB	IBB	HBP	BLK	WP	HR	S	P	ERA	WHIP
Dave Williams, L (1, 1) ERA: 10.5		3.0		21	8	6	6	2	4	0	0	0	0	1	54	86	18.00	4.000
31 Matt Belisle, R (4, 1) ERA: 5.06		4.0	W	17	5	2	2	3	0	0	1	0	0	1	42	71	4.50	1.250
37 Brian Shackelford, L (8, 1) ERA:		0.1		1	0	0	0	0	0	0	0	0	0	0	2	3	0.00	0.000
56 Todd Coffey, R (8, 1) ERA: 0.96		1.2		8	3	0	0	2	0	0	0	0	0	0	22	31	0.00	1.800

PITCHER	IP	WLS	BF	H	R	ER	SO	BB	IBB	HBP	BLK	WP	HR	S	P	ERA	WHIP

AB	38
R	12
H	11
RBI	9
BB	8
SO	11
LOB	17

TOP

Batter	1	2	3	4	5	6	7	8	9	AB	R	H	RBI	BB	SO	LOB
6 Ryan Freel, R (1, 8) OBP: 0.478, SLG: 0.412	B C C B S 2-3 K ①		B X 1-0 F9 ③		C B B C F X 2-2 1B 2-H 1B	F B X 1-1 F9 ③				4	0	1	1	0	1	0
Felipe Lopez, S (1, 6) OBP: 0.382, SLG: 0.493	C B X 1-1 G6-3 ②			C C S 0-3 K G3-1 S 1B	1 SAFE 1 SAFE 1 SAFE X 0-0 1-3 1B			X 0-0 F9 1B 2B		4	2	2	0	0	1	0
Adam Dunn, L (1, 7) OBP: 0.421, SLG: 0.702	S S S 0-3 K ③			1 SAFE B F X 1-1 G3-1 1-3 ①	B C F S 1-3 K ③			B B C B S B 4-2 1B BB		3	0	0	0	1	2	3
Rich Aurilia, R (1, 5) OBP: 0.304, SLG: 0.500		C B C B B F F C 3-3 K ①		B F X 1-1 1B 3-H		C X 0-1 F8 ①		F X 0-1 F9 2-3 ①		4	0	1	1	0	1	2
Scott Hatteberg, L (1, 3) OBP: 0.460, SLG: 0.462		C C X 0-2 G6-3 ②		X 0-0 F7 ②		T X 0-1 2B		B B 1 SAFE X 2-0 G4-6-3 1-2 3-H 1B		4	0	2	1	0	0	1
Quinton McCracken, S (1, 9) OBP: 0.222, SLG: 0.667		X 0-0 2B		C X 0-1 G3 ③		B B B C F F S 3-3 K ②		B B X 2-0 G4-6-3 1-2f ② ③		4	0	1	0	0	1	4
4 Brandon Phillips, R (1, 4) OBP: 0.353, SLG: 0.647		B C S S 1-3 K ③		S F F X 0-2 6 1B 2B	B F X 1-1 G6-3 ③				X 0-0 G2-3 ①	4	1	1	0	0	1	2
26 David Ross, R (1, 2) OBP: 0.333, SLG: 0.565			C S B B X 2-2 F9 ①		C C F B B S 1-3 K ①		X 0-0 G5-3 ①		C X 0-1 G5-3 ②	4	0	0	0	0	1	1
61 Bronson Arroyo, R (1, 1) OBP: 0.300, SLG: 0.889 Javier Valentin, S (9, PH) OBP: 0.256, SLG: 0.317 25 David Weathers, R (9, 1)			B F C F C 1-3 K ②		M B C S S 1-3 K ②		C B F X 1-2 G4-3 ②		C X 0-1 P5 ③	3 1 0	0 0 0	0 0 0	0 0 0	0 0 0	2 0 0	1 0 0
Inning Stats	R: 0 E: 0 K: 2 S: 8 H: 0 LOB: 0 BB: 0 P: 11	R: 0 E: 0 K: 2 S: 12 H: 1 LOB: 1 BB: 0 P: 16	R: 0 E: 0 K: 1 S: 8 H: 0 LOB: 0 BB: 0 P: 12	R: 1 E: 0 K: 1 S: 10 H: 1 LOB: 1 BB: 0 P: 12	R: 1 E: 0 K: 3 S: 19 H: 3 LOB: 2 BB: 0 P: 24	R: 0 E: 0 K: 1 S: 10 H: 1 LOB: 1 BB: 0 P: 14	R: 0 E: 0 K: 0 S: 6 H: 0 LOB: 0 BB: 0 P: 8	R: 1 E: 0 K: 0 S: 7 H: 2 LOB: 1 BB: 1 P: 15	R: 0 E: 0 K: 0 S: 5 H: 0 LOB: 0 BB: 0 P: 5	1B: 4 2B: 4 3B: 0 HR: 0 SF: 0 SAC: 0 DP: 1 HBP: 0						

PITCHER	IP	WLS	BF	H	R	ER	SO	BB	IBB	HBP	BLK	WP	HR	S	P	ERA	WHIP
15 Ben Sheets, R (1, 1) ERA: 4.5	7.0	L	28	6	2	2	10	0	0	0	0	1	0	73	97	2.57	0.857
52 Jose Capellan, R (8, 1) ERA: 5.79	2.0		8	2	1	1	0	1	0	0	0	0	0	12	20	4.50	1.500

PITCHER	IP	WLS	BF	H	R	ER	SO	BB	IBB	HBP	BLK	WP	HR	S	P	ERA	WHIP

Cincinnati Reds @ Milwaukee Brewers
Miller Park, Milwaukee, WI
Fri Apr 21 2006, 7:05 PM CDT
Att. 29,825 - Partly Cloudy - 64 F

livebaseballscorecards.com

AB	35
R	3
H	8
RBI	3
BB	1
SO	10
LOB	14

BOTTOM

Batter	1	2	3	4	5	6	7	8	9	AB	R	H	RBI	BB	SO	LOB
18 Gabe Gross, L (1, 8) OBP: 0.500, SLG: 1.105	X 0-0 HR		C B B C B X 3-2 G4-3 ①			X 0-0 G3 7 G6-3 1B		X 0-0 F7 ①		4	1	2	1	0	0	0
7 J.J. Hardy, R (1, 6) OBP: 0.292, SLG: 0.382	B C X 1-1 P2 ①		C B B X 2-1 G6-3 ②			B F B 1 SAFE X 2-1 G6-3 1-2 ①		C S B B X 2-2 P6 ②		4	0	0	0	0	0	1
Geoff Jenkins, L (1, 9) OBP: 0.333, SLG: 0.449	X 0-0 G3 ②		F B C S 1-3 K ③			C B X 1-1 G3 2-3 ②		C B F X 1-2 2B		4	0	1	0	0	1	1
Carlos Lee, R (1, 7) OBP: 0.461, SLG: 0.758	B C C F F X 1-2 1B			C C X 0-2 F9 ①		B B S C B B 4-2 BB		C B D B C B 4-2 BB		2	0	1	0	2	0	0
28 Prince Fielder, L (1, 3) OBP: 0.414, SLG: 0.500	C F B X 1-2 G4-1 ③			X 0-0 P5 ②		C C B T 1-2 K ③		B C X 1-1 G3 ③		4	0	0	0	0	1	5
2 Bill Hall, R (1, 4) OBP: 0.340, SLG: 0.561		B C B C S 2-3 K ①		S C B B S 2-3 K ③			C S S 0-3 K ①		B B C S F B S 3-3 K ①	4	0	0	0	0	4	0
47 Corey Koskie, L (1, 5) OBP: 0.347, SLG: 0.378		C X 0-1 1B			B B C C X 2-2 G5-3 ①		F B B C X 2-2 2B		B X 1-0 F7 ②	4	0	2	0	0	0	0
Chad Moeller, R (1, 2) OBP: 0.360, SLG: 0.409		B S B X 2-1 F9 ②			S S S 0-3 K ②		C X 0-1 L9 ②		F B B B C S 3-3 K ③	4	0	0	0	0	2	2
15 Ben Sheets, R (1, 1) Jeff Cirillo, R (7, PH) OBP: 0.333, SLG: 0.333 52 Jose Capellan, R (8, 1)		B C C S 1-3 K ③			S X 0-1 G6-3 ③		B C C C S 1-3 K ③			2 1 0	0 0 0	0 0 0	0 0 0	1 1 0	1 1 0	1 1 0
Inning Stats	R: 1 E: 0 K: 0 S: 12 H: 2 LOB: 1 BB: 0 P: 15	R: 0 E: 0 K: 2 S: 10 H: 1 LOB: 1 BB: 0 P: 15	R: 0 E: 0 K: 1 S: 8 H: 0 LOB: 0 BB: 0 P: 14	R: 0 E: 0 K: 1 S: 7 H: 0 LOB: 0 BB: 0 P: 9	R: 0 E: 0 K: 1 S: 8 H: 0 LOB: 0 BB: 0 P: 10	R: 0 E: 0 K: 1 S: 10 H: 1 LOB: 2 BB: 1 P: 18	R: 0 E: 0 K: 2 S: 11 H: 1 LOB: 1 BB: 0 P: 14	R: 0 E: 0 K: 0 S: 11 H: 1 LOB: 2 BB: 1 P: 19	R: 0 E: 0 K: 2 S: 8 H: 0 LOB: 0 BB: 0 P: 15	1B: 3 2B: 2 3B: 0 HR: 1 SF: 0 SAC: 0 DP: 0 HBP: 0						

PITCHER	IP	WLS	BF	H	R	ER	SO	BB	IBB	HBP	BLK	WP	HR	S	P	ERA	WHIP
61 Bronson Arroyo, R (1, 1) ERA: 3.04	8.0	W	32	6	1	1	8	2	0	0	0	0	1	77	114	1.12	1.000
25 David Weathers, R (9, 1) ERA: 3.52	1.0	S	3	0	0	0	2	0	0	0	0	0	0	8	15	0.00	0.000

PITCHER	IP	WLS	BF	H	R	ER	SO	BB	IBB	HBP	BLK	WP	HR	S	P	ERA	WHIP

Cincinnati Reds @ Milwaukee Brewers
Miller Park, Milwaukee, WI
Fri Apr 21 2006, 7:05 PM CDT
Att. 29,825 - Partly Cloudy - 64 F

livebaseballscorecards.com

AB	33
R	1
H	6
RBI	1
BB	2
SO	10
LOB	11

Cincinnati Reds @ Milwaukee Brewers

Miller Park, Milwaukee, WI

Sat Apr 22 2006, 1:05 PM CDT

Att. 35,768 - Roof Closed - 61 F

livebaseballscorecards.com

TOP

Batter	1	2	3	4	5	6	7	8	9	AB	R	H	RBI	BB	SO	LOB
6 Ryan Freel, R (1, 8) OBP: 0.465, SLG: 0.389	BBBB 4-0 CS WP BB		CCBBS 2-3 ③ K			CBX 1-1 ② G3-1			X 0-0 ① G5-3	3	0	0	0	1	1	0
Felipe Lopez, S (1, 6) OBP: 0.363, SLG: 0.465	CCBC 1-3 ① K 1-2			BCBFS 2-3 ① K		BBBCSC 3-3 ③ K			BFFBX 2-2 ② G4-3	4	0	0	0	0	3	1
Adam Dunn, L (1, 7) OBP: 0.405, SLG: 0.667	BBFCS 2-3 ②③ K 2-3			CBBFC 2-3 ② K			BBFFX 2-2 ① G6-3		SFBBX 2-2 2B 1B	3	0	0	0	0	2	1
Kent Mercker, L (7, 1)										0	0	0	0	0	0	0
37 Brian Shackelford, L (8, 1)										0	0	0	0	0	0	0
Javier Valentin, S (9, PH) OBP: 0.273, SLG: 0.333										1	0	1	0	0	0	0
Austin Kearns, R (1, 9) OBP: 0.338, SLG: 0.614		FFX 0-2 ① F9		CFS 0-3 ③ K			X 0-0 ② G5-3		SSBX 1-2 1-3 2B	4	0	1	0	0	1	0
Scott Hatteberg, L (1, 3) OBP: 0.463, SLG: 0.476		BCBBB 4-1 BB			CCFX 0-2 2B		BFX 1-1 G3-1		BBX 2-0 ③ P6	3	0	1	0	1	0	2
12 Edwin Encarnación, R (1, 5) OBP: 0.394, SLG: 0.545		X 0-0 ② P5			BBBCX 3-1 ① G6-3			BBX 2-0 ① P6		3	0	0	0	0	0	2
4 Brandon Phillips, R (1, 4) OBP: 0.351, SLG: 0.622		CFS 0-3 ③ K			SBSX 1-2 ② G5-3			BBX 2-0 1B		3	0	1	0	0	1	2
Jason LaRue, R (1, 2) OBP: 0.286, SLG: 0.167			BX 1-0 ① L9		X 0-0 ③ G3			BSCX 1-2 ② F9		3	0	0	0	0	0	2
Brandon Claussen, R (1, 1)			CBFS 1-3 ② K			BCBX 2-1 ① G4-3		BX 1-0 ③ L9		1	0	0	0	0	1	0
Chris Hammond, L (4, 1)										0	0	0	0	0	0	0
Tony Womack, L (6, PH) OBP: 0.364, SLG: 0.333										1	0	0	0	0	0	0
Rick White, R (6, 1)										0	0	0	0	0	0	0
Quinton McCracken, S (7, 7) OBP: 0.200, SLG: 0.600										1	0	0	0	0	0	1
Inning Stats	R: 0 E: 0 K: 2 S: 6 H: 0 LOB: 0 BB: 1 P: 13	R: 0 E: 0 K: 1 S: 8 H: 0 LOB: 1 BB: 1 P: 12	R: 0 E: 0 K: 2 S: 7 H: 0 LOB: 0 BB: 0 P: 11	R: 0 E: 0 K: 3 S: 9 H: 0 LOB: 0 BB: 0 P: 13	R: 0 E: 0 K: 0 S: 10 H: 1 LOB: 1 BB: 0 P: 14	R: 0 E: 0 K: 1 S: 7 H: 0 LOB: 0 BB: 0 P: 13	R: 0 E: 0 K: 0 S: 6 H: 0 LOB: 0 BB: 0 P: 9	R: 0 E: 0 K: 1 S: 6 H: 1 LOB: 1 BB: 0 P: 12	R: 0 E: 0 K: 0 S: 11 H: 2 LOB: 2 BB: 0 P: 18	1B: 2 2B: 2 3B: 0 HR: 0 SF: 0 SAC: 0 DP: 0 HBP: 0						

PITCHER	IP	WLS	BF	H	R	ER	SO	BB	IBB	HBP	BLK	WP	HR	S	P	ERA	WHIP
31 Dave Bush, R (1, 1) ERA: 3.54	9.0	W	32	4	0	0	9	2	0	0	0	1	0	70	115	0.00	0.667

AB	30
R	0
H	4
RBI	0
BB	2
SO	9
LOB	11

BOTTOM

Batter	1	2	3	4	5	6	7	8	9	AB	R	H	RBI	BB	SO	LOB
Brady Clark, R (1, 8) (8, 9) OBP: 0.324, SLG: 0.279	CBFX 1-2 ① G3-1	CCX 0-2 ③ G5-3		CSBX 1-2 1-H HR	CBCFBFX 2-2 ③ P4		CCX 0-2 ③ G6-3			5	1	1	2	0	0	4
J.J. Hardy, R (1, 6) OBP: 0.299, SLG: 0.425	CBBX 2-1 ② P5		CBBBCC 3-3 ① K	BFCX 1-2 HR		BX 1-0 ① P4		BBCX 2-1 1B		5	1	2	1	0	1	0
Geoff Jenkins, L (1, 9) OBP: 0.317, SLG: 0.425	BBBBX 3-1 ③ F7		SFFBBFBS 3-3 ② K	SCS 0-3 ① K		BX 1-0 ② G3		BX 1-0 ① F9		4	0	0	0	0	2	0
Jeff Cirillo, R (8, 5) OBP: 0.313, SLG: 0.313										1	0	0	0	0	0	1
Carlos Lee, R (1, 7) OBP: 0.450, SLG: 0.723		BBFBX 3-1 ① F9	BSBBCB 4-2 BB	CBFS 1-3 ② K		CBCFX 1-2 ③ L4		DBX 2-0 ② F8		3	0	0	0	1	1	0
18 Gabe Gross, L (7, 7) OBP: 0.478, SLG: 1.050										1	0	0	0	0	0	1
28 Prince Fielder, L (1, 3) OBP: 0.427, SLG: 0.559		BCBFBX 3-2 23 BB 2B 2B	CFC 0-3 ③ K	BX 1-0 HR			BBBB 4-0 2 1B 2 BLK 23 SF7 BB	CFEBBFS 2-3 ③ K		4	3	2	1	1	2	2
2 Bill Hall, R (1, 5) (8, 8) OBP: 0.373, SLG: 0.636		CBBBB 4-1 23 BB 2B BB		X 0-1 HR F8			BCFFFX 1-2 2B 1-3 1B			3	2	2	1	1	0	0
Rickie Weeks Jr., R (1, 4) OBP: 0.375, SLG: 0.345		BBSCBB 4-2 2B 1-2 2-3 BB		FX 0-1 HR 1B	SBFC 1-3 ① K		BBCSX 2-2 ① SF7 3-H			2	2	1	1	1	1	0
Damian Miller, R (1, 2) OBP: 0.408, SLG: 0.595	FBBBX 2-1 31 G1 1-H 2-H 3-H 2B			BFCBX 2-2 1-H HR	BFBX 2-1 2B		BBX 2-0 1-3 2B			4	1	4	5	0	0	0
31 Dave Bush, R (1, 1) OBP: 0.200, SLG: 0.200	CX 0-1 ② G1 2-3			BX 1-0 HR 1B	CBSS 1-3 ② K		SBX 1-1 ② G6-3			4	1	1	0	0	1	4
Inning Stats	R: 0 E: 0 K: 0 S: 7 H: 0 LOB: 0 BB: 0 P: 13	R: 3 E: 0 K: 0 S: 15 H: 2 LOB: 1 BB: 2 P: 31	R: 0 E: 0 K: 3 S: 13 H: 0 LOB: 1 BB: 1 P: 23	R: 7 E: 0 K: 2 S: 24 H: 7 LOB: 0 BB: 0 P: 33	R: 0 E: 0 K: 2 S: 14 H: 1 LOB: 1 BB: 0 P: 20	R: 0 E: 0 K: 0 S: 6 H: 0 LOB: 0 BB: 0 P: 9	R: 1 E: 0 K: 0 S: 14 H: 2 LOB: 2 BB: 1 P: 24	R: 0 E: 0 K: 1 S: 9 H: 1 LOB: 1 BB: 0 P: 16		1B: 4 2B: 4 3B: 0 HR: 5 SF: 1 SAC: 0 DP: 0 HBP: 0						

PITCHER	IP	WLS	BF	H	R	ER	SO	BB	IBB	HBP	BLK	WP	HR	S	P	ERA	WHIP
Brandon Claussen, L (1, 1) ERA: 6.75	3.0	L	20	8	9	9	3	3	0	0	0	0	4	49	86	27.00	3.667
Chris Hammond, L (4, 1) ERA: 16.2	2.0		8	2	1	1	4	0	0	0	0	0	1	24	34	4.50	1.000
Rick White, R (6, 1) ERA: 5.06	1.0		3	0	0	0	0	0	0	0	0	0	0	6	9	0.00	0.000
Kent Mercker, L (7, 1) ERA: 4.15	1.0		6	2	1	1	0	1	0	0	1	0	0	14	24	9.00	3.000
37 Brian Shackelford, L (8, 1) ERA:	1.0		4	1	0	0	1	0	0	0	0	0	0	9	16	0.00	1.000

AB	36
R	11
H	13
RBI	11
BB	4
SO	8
LOB	12

TOP

Batter	1	2	3	4	5	6	7	8	9	AB	R	H	RBI	BB	SO	LOB
Quinton McCracken, S (1, 8) OBP: 0.267, SLG: 0.462	C B B F B F C 3-3 ① K		B C S S 1-3 ① K	X 0-0 ① SH1-4 1-2 2-3		B X 2-1 F8 4-1 BB		B B B B 4-0 FC6 BB		3	0	0	0	2	2	0
Felipe Lopez, S (1, 6) OBP: 0.360, SLG: 0.447	S C X 0-2 ② F8		C B B B B 4-1 BB BB BB BB	B X 1-0 ② G1-3		B X 1-1 WP 1B HBP 1B C B X 1-2 ③ P6		C X 0-1 ③ FC6 1-2f		5	2	1	0	1	0	6
Rich Aurilia, R (1, 3) OBP: 0.323, SLG: 0.482	B S B B B B 4-1 BB 1B BB		B F D B B 4-1 BB BB 1-2 BB	B X 1-0 ③ L8		1 SAFE B X 1-0 HBP WP 12 2B 1-2 1B	C B B F X 2-2 ① P5		X 0-0 E6 12 FC6-4 4 HR 1B	4	3	1	0	2	0	2
Adam Dunn, L (1, 7) OBP: 0.435, SLG: 0.661	B B C B F B 4-2 1B BB 1-2		B B B B 4-0 BB BB 1-2 2-3		C F B S 1-3 ① K	S B B I I 4-1 12 2B HBP 1-2 2-3 IBB	B S B B B 4-1 4 FC5 HBP BB		C B B S B X 3-2 12 FC6-4 1-2 1B	2	1	1	0	4	1	0
Austin Kearns, R (1, 9) OBP: 0.375, SLG: 0.611	B C S B X 2-2 ③ 1-3 2-H 1B		B C B C F B F B 4-2 1B BB 1-2 2-3 3-H		B F C B B F B 4-2 12 S 4 E BB	3 SAFE H 1-0 12 2B HBP 1-2 2-3 3-H	C S D F F H 2-2 4 FC5 HBP 1-2		B F F B F B S 3-3 ① K	2	2	1	3	2	1	2
12 Edwin Encarnación, R (1, 5) OBP: 0.389, SLG: 0.533		C S B B F X 2-2 ① G6-3	X 0-0 ② L6		F C B B F E B B 4-2 4 FC5-4 1-2 BB	D C C X 1-2 4 2B 2B 1-H 2-H 3-H	B S X 1-1 ② F8		C S D X 1-2 ② FC6-4 4 HR 1-2f 2-3	5	2	1	3	1	0	7
4 Brandon Phillips, R (1, 4) OBP: 0.372, SLG: 0.698	L S B B X 2-2 FC6-4 1B	C X 0-1 ③ G6-3			S X 0-1 ② FC5-4 2B 1-2f 2-H	X 0-0 39 SH3-4 2B 2-H	C S X 0-2 ③ FC5 1-2 2-3f		B X 1-0 1-H HR 3-H	6	1	3	4	0	0	6
Jason LaRue, R (1, 2) OBP: 0.385, SLG: 0.300	C 1 SAFE B X 1-1 ② FC6-4 1-2f		B C B F B B 4-2 SH1-4 39 E BB	C B 1 SAFE F 1 SAFE X 1-2 2B 1-3	H 1-0 39 SH3-4 HBP			B X 1-0 ① F9	F B B B X 3-1 ③ G6-3	4	0	1	0	1	0	1
39 Aaron Harang, R (1, 1) OBP: 0.083, SLG: 0.083		F S S 0-3 ③ K2-3		M X 0-1 FC1 SH1-4 1-2	B X 1-0 ③ G3	B X 1-0 ② SH3-4 1-2 2-3		F F B F B B F S 3-3 ② K		4	0	0	0	0	2	4
Inning Stats	R: 1 E: 0 K: 1 S: 13 H: 1 LOB: 2 BB: 2 P: 26	R: 0 E: 0 K: 1 S: 12 H: 1 LOB: 1 BB: 0 P: 17	R: 1 E: 0 K: 1 S: 13 H: 0 LOB: 3 BB: 4 P: 30	R: 0 E: 1 K: 0 S: 7 H: 0 LOB: 2 BB: 1 P: 13	R: 1 E: 1 K: 1 S: 16 H: 1 LOB: 2 BB: 2 P: 27	R: 5 E: 0 K: 0 S: 16 H: 4 LOB: 3 BB: 2 P: 33	R: 0 E: 0 K: 0 S: 14 H: 0 LOB: 2 BB: 1 P: 23	R: 0 E: 0 K: 1 S: 8 H: 0 LOB: 1 BB: 1 P: 16	R: 3 E: 1 K: 1 S: 14 H: 2 LOB: 0 BB: 0 P: 25	1B: 5 2B: 3 3B: 0 HR: 1 SF: 0 SAC: 2 DP: 0 HBP: 3						

PITCHER		IP	WLS	BF	H	R	ER	SO	BB	IBB	HBP	BLK	WP	HR	S	P	ERA	WHIP
Doug Davis, L ERA: 7.66	(1, 1)	5.0	L	27	3	3	3	4	9	0	0	0	0	0	61	113	5.40	2.400
Justin Lehr, R ERA: 9.0	(6, 1)	0.1		7	4	5	5	0	0	1	1	0	1	0	10	20	135.00	12.000
Chris Demaria, R ERA: 3.86	(6, 1)	1.2		9	0	0	0	0	2	0	2	0	0	0	20	36	0.00	1.200
Dan Kolb, R ERA:	(8, 1)	1.0		4	0	0	0	1	1	0	0	0	0	0	8	16	0.00	1.000
Derrick Turnbow, R ERA:	(9, 1)	1.0		6	2	3	0	1	0	0	0	0	0	1	14	25	0.00	2.000

PITCHER		IP	WLS	BF	H	R	ER	SO	BB	IBB	HBP	BLK	WP	HR	S	P	ERA	WHIP

Cincinnati Reds @ Milwaukee Brewers
Miller Park, Milwaukee, WI
Sun Apr 23 2006, 1:05 PM CDT
Att. 29,174 - Roof Closed - 63 F

livebaseballscorecards.com

AB	35
R	11
H	9
RBI	10
BB	13
SO	6
LOB	28

BOTTOM

Batter	1	2	3	4	5	6	7	8	9	AB	R	H	RBI	BB	SO	LOB
Brady Clark, R (1, 8) OBP: 0.321, SLG: 0.266	X 0-0 ① P3		C T F B S 1-3 ① K			C B B B B 4-1 G6-3 BB		B S C S S 1-3 ③ K		3	0	0	0	1	2	1
2 Bill Hall, R (1, 6) OBP: 0.345, SLG: 0.583	C B X 1-1 ② F8		M B B X 2-1 ② G5-3			B B C C B F F X 3-2 ① F8			C X 0-1 ① G6-3	4	0	0	0	0	0	1
Geoff Jenkins, L (1, 9) OBP: 0.314, SLG: 0.429	C T B B X 2-2 ③ G5-3		X 0-0 ③ G4-3			X 0-0 ② ③ G6-3 1-2f			B C C B X 2-2 2B	4	0	1	0	0	0	1
Carlos Lee, R (1, 7) OBP: 0.440, SLG: 0.696		X 0-0 47 2B 1B	B X 1-0 ① G5-3				C B S B C 2-3 ① K		B F X 1-1 ② F8	4	0	1	0	0	1	1
28 Prince Fielder, L (1, 3) OBP: 0.405, SLG: 0.528	B 1 SAFE C 1 SAFE X 1-1 ① F7		B X 1-0 ② F7				B B C B C C 3-3 ② K		F F D B F X 1-2 ③ G4-3	4	0	0	0	0	1	2
23 Rickie Weeks Jr., R (1, 4) OBP: 0.358, SLG: 0.328	D D 1 SAFE S B X 3-1 ② L4		C B S F B X 2-2 ③ G5-3				C S X 0-2 ③ G1-3			3	0	0	0	0	0	1
47 Corey Koskie, L (1, 5) OBP: 0.365, SLG: 0.417	C B B F F 1 SAFE 1 SAFE B 3-2 X 1-3 2B				X 0-0 ① B1-3			C B F F X 1-2 G6-4-3 1B		3	0	2	0	0	0	0
Damian Miller, R (1, 2) OBP: 0.404, SLG: 0.568	I I I I I 4-0 IBB				C B B F B X 3-2 ② G5-3			B S X 1-1 ① ② G6-4-3 1-2f	C X 0-1 ① G6-3	2	0	0	0	1	0	1
Doug Davis, R (1, 1) 7 J.J. Hardy, R (5, PH) OBP: 0.295, SLG: 0.419 Justin Lehr, R (6, 1) Chris Demaria, S (6, 1) Dan Kolb, R (8, 1) 18 Gabe Gross, L (8, PH) OBP: 0.500, SLG: 1.048 Derrick Turnbow, R (9, 1)	C X 0-1 ③ L4				C B X 1-1 ③ G5-3			C B X 1-1 1B	B C C B X 2-2 2B	1 1 0 0 0 0 1 0	0 0 0 0 0 0 0 0	0 0 0 0 0 0 1 0	0 0 0 0 0 0 0 0	0 0 0 0 0 0 1 0	0 0 0 0 0 0 0 0	3 0 0 0 0 0 0 0
Inning Stats	R: 0 E: 0 K: 0 S: 6 H: 0 LOB: 0 BB: 0 P: 9	R: 0 E: 0 K: 0 S: 12 H: 2 LOB: 3 BB: 1 P: 23	R: 0 E: 0 K: 1 S: 7 H: 0 LOB: 0 BB: 0 P: 10	R: 0 E: 0 K: 0 S: 6 H: 0 LOB: 0 BB: 0 P: 10	R: 0 E: 0 K: 0 S: 6 H: 0 LOB: 0 BB: 0 P: 10	R: 0 E: 0 K: 0 S: 7 H: 0 LOB: 0 BB: 1 P: 14	R: 0 E: 0 K: 2 S: 9 H: 0 LOB: 0 BB: 0 P: 14	R: 0 E: 0 K: 1 S: 11 H: 2 LOB: 1 BB: 0 P: 15	R: 0 E: 0 K: 0 S: 11 H: 1 LOB: 1 BB: 0 P: 15	1B: 3 2B: 2 3B: 0 HR: 0 SF: 0 SAC: 0 DP: 0 HBP: 0						

PITCHER		IP	WLS	BF	H	R	ER	SO	BB	IBB	HBP	BLK	WP	HR	S	P	ERA	WHIP
39 Aaron Harang, R ERA: 4.55	(1, 1)	9.0	W	32	5	0	0	4	1	1	0	0	0	0	75	120	0.00	0.667

PITCHER		IP	WLS	BF	H	R	ER	SO	BB	IBB	HBP	BLK	WP	HR	S	P	ERA	WHIP

Cincinnati Reds @ Milwaukee Brewers
Miller Park, Milwaukee, WI
Sun Apr 23 2006, 1:05 PM CDT
Att. 29,174 - Roof Closed - 63 F

livebaseballscorecards.com

AB	30
R	0
H	5
RBI	0
BB	2
SO	4
LOB	11

TOP

Batter	1	2	3	4	5	6	7	8	9	AB	R	H	RBI	BB	SO	LOB
6 Ryan Freel, R (1, 8) OBP: 0.467, SLG: 0.386	3-2 2B E 1B	4-1 1B BB		2-1 F9 ③			1-1 F9 ②			3	1	1	0	1	0	2
Felipe Lopez, S (1, 6) OBP: 0.367, SLG: 0.463	1 SAFE 1 SAFE 1-1 E9 G3 1-H 2B	3-1 G4-6-3 1-3 3-H 1B			1-3 K ①		2-2 F7 ③			4	1	2	1	0	1	1
Adam Dunn, L (1, 7) OBP: 0.416, SLG: 0.621	1-2 G3 ① 3-H	2-0 G4-6-3 ② ③ 1-2f			2-1 F8 ②			1-3 K ①		4	0	0	1	0	1	2
Austin Kearns, R (1, 9) OBP: 0.369, SLG: 0.592	3-1 12 2B 1B		3-3 K ①		3-3 K ③			2-1 F9 ②		4	1	1	0	0	2	0
Scott Hatteberg, L (1, 3) OBP: 0.431, SLG: 0.435	2-2 P5 ②		2-1 P3 ②			1-1 F7 ①		0-0 G3 ③		4	0	0	0	0	0	1
12 Edwin Encarnación, R (1, 5) OBP: 0.382, SLG: 0.531 25 David Weathers, R (9, 1)	3-2 1-H 2B		1-0 G5-3 ③			3-2 L4 ②			2-2 F8 ①	4 0	0 0	1 0	1 0	0 0	0 0	0 0
4 Brandon Phillips, R (1, 4) OBP: 0.362, SLG: 0.660	1-0 G3-1 ③			2-0 F7 ①		1-1 G6-3 ③			1-2 F8 S 1B	4	0	1	0	0	0	1
Javier Valentin, S (1, 2) OBP: 0.292, SLG: 0.391		0-1 1B 3B		0-0 54 FC1-6 1B			1-2 F9 ①		0-2 F8 ② 1-3	4	1	2	0	0	0	1
54 Elizardo Ramirez, S (1, 1) OBP: 0.333, SLG: 0.333 37 Brian Shackelford, L (8, 1) 56 Todd Coffey, R (8, 1) Rich Aurilia, R (9, PH) OBP: 0.317, SLG: 0.474 (9, 5)		0-1 G3 ①		1-0 FC1-6 ② 1-2f			3-2 1B		3-2 F9 ③	3 0 0 1	0 0 0 0	1 0 0 0	0 0 0 0	0 0 0 0	0 0 0 0	2 0 0 1
Inning Stats	R: 3 E: 1 K: 0 S: 19 H: 4 LOB: 1 BB: 0 P: 33	R: 1 E: 0 K: 0 S: 8 H: 2 LOB: 1 BB: 1 P: 17	R: 0 E: 0 K: 1 S: 6 H: 0 LOB: 0 BB: 0 P: 12	R: 0 E: 0 K: 0 S: 5 H: 1 LOB: 1 BB: 0 P: 10	R: 0 E: 0 K: 2 S: 9 H: 0 LOB: 0 BB: 0 P: 15	R: 0 E: 0 K: 0 S: 8 H: 0 LOB: 0 BB: 0 P: 13	R: 0 E: 0 K: 0 S: 11 H: 1 LOB: 1 BB: 0 P: 18	R: 0 E: 0 K: 1 S: 7 H: 0 LOB: 0 BB: 0 P: 10	R: 0 E: 0 K: 0 S: 15 H: 1 LOB: 1 BB: 0 P: 21	1B: 6 2B: 2 3B: 1 HR: 0 SF: 0 SAC: 0 DP: 1 HBP: 0						

PITCHER		IP	WLS	BF	H	R	ER	SO	BB	IBB	HBP	BLK	WP	HR	S	P	ERA	WHIP
Livan Hernandez, R ERA: 6.68	(1, 1)	7.0	L	29	8	4	4	3	1	0	0	0	0	0	66	118	5.14	1.286
Joey Eischen, L ERA: 12.86	(8, 1)	1.0		3	0	0	0	1	0	0	0	0	0	0	7	10	0.00	0.000
Jon Rauch, R ERA: 1.46	(9, 1)	1.0		4	1	0	0	0	0	0	0	0	0	0	15	21	0.00	1.000

livebaseballscorecards.com

Cincinnati Reds @ Washington Nationals
Robert F. Kennedy Memorial Stadium, Washington, DC
Mon Apr 24 2006, 7:05 PM EDT
Att. 19,263 - Clear - 71 F

AB	35
R	4
H	9
RBI	3
BB	1
SO	4
LOB	11

BOTTOM

Batter	1	2	3	4	5	6	7	8	9	AB	R	H	RBI	BB	SO	LOB
Alfonso Soriano, R (1, 7) OBP: 0.384, SLG: 0.625	1-0 F7 24 1B 1B		1-0 F8 ②			1-1 G5-3 ①		1-1 FC5-4 24 HBP 1B		4	1	2	0	0	0	0
Jose Vidro, S (1, 4) OBP: 0.405, SLG: 0.542	1-1 F7 ① 1-2		2-1 F7 ③			1-1 24 BB 1B 1B		0-1 F7 ①		4	1	1	0	0	0	2
24 Nick Johnson, L (1, 3) OBP: 0.512, SLG: 0.687	1-2 2-H 1B			2-2 G6-3 ①		4-2 11 FC5 1B 1-2 BB		1-2 FC5-4 1-2 HBP		2	0	1	1	1	0	0
Jose Guillen, R (1, 9) OBP: 0.365, SLG: 0.436	1-3 K ②			0-1 G5-3 ②		1-0 11 E 1-2 2-H 1B		1-0 FC5-4 ② 1-2f 2-3		4	0	1	1	0	1	3
11 Ryan Zimmerman, R (1, 5) OBP: 0.310, SLG: 0.315	2-2 P2 ③			0-2 G6-3 ③		0-0 FC5 ② 1-3 2-3f		0-1 F9 ③		4	0	0	0	0	0	5
Ryan Church, L (1, 8) OBP: 0.395, SLG: 0.781		2-1 F7 ①			0-1 G1-3 ①	P5 ③			4-0 G6-3 BB	3	0	0	0	1	0	2
Royce Clayton, R (1, 6) OBP: 0.292, SLG: 0.303		0-0 F9 ②			1-1 2B		2-3 K ①		1-3 K ①	4	0	1	0	0	2	1
Brian Schneider, L (1, 2) OBP: 0.286, SLG: 0.197		1-0 G1-3 ③			1-2 L4 ②		2-3 K ②		2-0 G6-3 ② 1-2	4	0	0	0	0	1	2
Livan Hernandez, R (1, 1) OBP: 0.333, SLG: 0.750 Marlon Anderson, L (7, PH) OBP: 0.250, SLG: 0.118 Joey Eischen, L (8, 1) Jon Rauch, R (9, 1) Daryle Ward, L (9, PH) OBP: 0.400, SLG: 0.923			0-3 K ①		0-1 G3 ③		3-2 F8 ③		2-2 F8 ③	2 1 0 0 1	0 0 0 0 0	0 0 0 0 0	0 0 0 0 0	0 0 0 0 0	1 0 0 0 0	1 0 0 0 1
Inning Stats	R: 1 E: 0 K: 1 S: 13 H: 2 LOB: 1 BB: 0 P: 19	R: 0 E: 0 K: 0 S: 4 H: 0 LOB: 0 BB: 0 P: 7	R: 0 E: 0 K: 1 S: 6 H: 0 LOB: 0 BB: 0 P: 9	R: 0 E: 0 K: 0 S: 8 H: 0 LOB: 0 BB: 0 P: 10	R: 0 E: 0 K: 0 S: 10 H: 1 LOB: 1 BB: 0 P: 12	R: 1 E: 1 K: 0 S: 10 H: 2 LOB: 2 BB: 1 P: 17	R: 0 E: 0 K: 2 S: 10 H: 0 LOB: 0 BB: 0 P: 17	R: 0 E: 0 K: 0 S: 9 H: 1 LOB: 2 BB: 0 P: 12	R: 0 E: 0 K: 1 S: 7 H: 0 LOB: 1 BB: 1 P: 16	1B: 5 2B: 1 3B: 0 HR: 0 SF: 0 SAC: 0 DP: 1 HBP: 1						

PITCHER		IP	WLS	BF	H	R	ER	SO	BB	IBB	HBP	BLK	WP	HR	S	P	ERA	WHIP
54 Elizardo Ramirez, R ERA: 2.57	(1, 1)	7.0	W	28	6	2	2	4	1	0	0	0	0	0	63	94	2.57	1.000
37 Brian Shackelford, L ERA:	(8, 1)	0.1	H	2	0	0	0	0	0	0	1	0	0	0	4	5	0.00	0.000
56 Todd Coffey, R ERA: 0.9	(8, 1)	0.2	H	2	0	0	0	0	0	0	0	0	0	0	3	4	0.00	0.000
25 David Weathers, R ERA: 3.12	(9, 1)	1.0	S	4	0	0	0	1	1	0	0	0	0	0	7	16	0.00	1.000

livebaseballscorecards.com

Cincinnati Reds @ Washington Nationals
Robert F. Kennedy Memorial Stadium, Washington, DC
Mon Apr 24 2006, 7:05 PM EDT
Att. 19,263 - Clear - 71 F

AB	33
R	2
H	6
RBI	2
BB	2
SO	5
LOB	17

TOP

Batter	1	2	3	4	5	6	7	8	9	AB	R	H	RBI	BB	SO	LOB
6 Ryan Freel, R (1, 8) OBP: 0.438, SLG: 0.355	L8	F9		G5-3		L3			B1-3	5	0	0	0	0	0	1
Felipe Lopez, S (1, 6) OBP: 0.368, SLG: 0.459	S, BB, 1B; 1B	1-2; F7			G6-3		P3		F7	5	1	2	0	0	0	0
Rich Aurilia, R (1, 3) OBP: 0.328, SLG: 0.492 (8, 5)	BB, S, 12, 1B; 1B	F7			G6-3; 12, 2B; 2B		F8			4	2	2	0	0	0	2
Adam Dunn, L (1, 7) OBP: 0.419, SLG: 0.603	BB, 12, 1B; HBP	G6-3			G6-3; 12, 2B; IBB		K			2	2	0	0	1	1	2
Austin Kearns, R (1, 9) OBP: 0.364, SLG: 0.570	12, 1B; 4, SF9; BB		G5-3		G6-3			G6-3		3	1	0	1	1	0	2
12 Edwin Encarnación, R (1, 5) OBP: 0.388, SLG: 0.544 Kent Mercker, L (8, 1) 25 David Weathers, R (9, 1)	1B		G6-3		2B			P4		4 0 0	0 0 0	2 0 0	4 0 0	0 0 0	0 0 0	0 0 0
4 Brandon Phillips, R (1, 4) OBP: 0.353, SLG: 0.640	SF9		K		G6-3			WP; 1B		3	0	1	1	0	1	1
Jason LaRue, R (1, 2) OBP: 0.294, SLG: 0.214	L6			K		L5		K		4	0	0	0	0	2	2
Dave Williams, L (1, 1) 56 Todd Coffey, R (6, 1) Scott Hatteberg, L (8, 3) OBP: 0.424, SLG: 0.426		1B; BB		G3		K			P2	2 0 1	0 0 0	0 0 0	0 0 0	1 0 0	1 0 0	0 0 0
Inning Stats	R: 4 E: 0 K: 0 S: 24 H: 3 LOB: 1 BB: 1 P: 38	R: 0 E: 0 K: 0 S: 12 H: 1 LOB: 2 BB: 1 P: 25	R: 0 E: 0 K: 1 S: 9 H: 0 LOB: 0 BB: 0 P: 14	R: 0 E: 0 K: 1 S: 8 H: 0 LOB: 0 BB: 0 P: 11	R: 2 E: 0 K: 0 S: 11 H: 2 LOB: 1 BB: 1 P: 19	R: 0 E: 0 K: 1 S: 6 H: 0 LOB: 0 BB: 0 P: 8	R: 0 E: 0 K: 1 S: 8 H: 0 LOB: 0 BB: 0 P: 14	R: 0 E: 0 K: 1 S: 13 H: 1 LOB: 1 BB: 0 P: 17	R: 0 E: 0 K: 0 S: 8 H: 0 LOB: 0 BB: 0 P: 11	1B: 5 2B: 2 3B: 0 HR: 0	SF: 1 SAC: 0 DP: 0 HBP: 1			WP: 1 PB: 0 SB: 2 CS: 0		PA: 38	

PITCHER	IP	WLS	BF	H	R	ER	SO	BB	IBB	HBP	BLK	WP	HR	S	P	ERA	WHIP
40 Billy Traber, L (1, 1) ERA: 9.0	1.1	L	11	4	4	4	0	2	0	1	0	0	0	31	53	27.00	4.500
Gary Majewski, R (2, 1) ERA: 3.52	1.2		5	0	0	0	1	0	0	0	0	0	0	14	24	0.00	0.000
Joey Eischen, L (4, 1) ERA: 11.25	1.0		3	0	0	0	1	0	0	0	0	0	0	8	11	0.00	0.000
Felix Rodriguez, R (5, 1) ERA: 5.25	2.0		9	2	2	2	1	0	1	0	0	0	0	17	27	9.00	1.000
Mike Stanton, L (7, 1) ERA: 2.08	2.0		7	1	0	0	2	0	0	0	0	1	0	21	31	0.00	0.500
32 Chad Cordero, R (9, 1) ERA: 3.0	1.0		3	0	0	0	0	0	0	0	0	0	0	8	11	0.00	0.000

Cincinnati Reds @ Washington Nationals
Robert F. Kennedy Memorial Stadium, Washington, DC
Tue Apr 25 2006, 7:05 PM EDT
Att. 21,642 - Partly Cloudy - 75 F

livebaseballscorecards.com

AB	33
R	6
H	7
RBI	6
BB	3
SO	5
LOB	10

BOTTOM

Batter	1	2	3	4	5	6	7	8	9	AB	R	H	RBI	BB	SO	LOB
Alfonso Soriano, R (1, 7) OBP: 0.374, SLG: 0.635	F7		L6		HR	K			F9	5	1	1	1	0	1	2
Royce Clayton, R (1, 6) OBP: 0.289, SLG: 0.300 Marlon Anderson, L (9, PH) OBP: 0.238, SLG: 0.111	L6		F8		1B		E6; 1B		P5	4 1	1 0	1 0	0 0	0 0	0 0	0 0
Jose Vidro, S (1, 4) OBP: 0.417, SLG: 0.545	1B		1B		L7		BB; 2-H; 1B		G4-3	5	0	3	1	0	0	1
Jose Guillen, R (1, 9) OBP: 0.358, SLG: 0.414	P5		F8		P4		11, G6-4-3; 1-2; BB			3	0	0	0	1	0	3
24 Nick Johnson, L (1, 3) OBP: 0.511, SLG: 0.676		11, HR; 1B		P5		G4-6-3; 11, 1B; 1B	L7			4	2	2	0	0	0	2
11 Ryan Zimmerman, R (1, 5) OBP: 0.330, SLG: 0.368		1-2; 1-H; HR		S, BB		G4-6-3; 1-2; 1B	G6-4-3; 1-2f			3	1	2	2	1	0	2
Matthew LeCroy, R (1, 2) OBP: 0.389, SLG: 0.333	G6-4-3; 1B		F8		G4-6-3; 1-2f; 2-3		G1-2-3			4	0	1	0	0	0	3
Marlon Byrd, R (1, 8) OBP: 0.378, SLG: 0.324 Ryan Church, L (6, PH) OBP: 0.400, SLG: 0.758 (7, 8)	G6-4-3; 1-2f		G6-3; 1-2		1B, BB			F8		2 1	0 0	0 0	0 0	0 1	0 0	2 0
40 Billy Traber, L (1, 1) OBP: 0.333, SLG: 0.333 Gary Majewski, R (2, 1) Joey Eischen, L (4, 1) Felix Rodriguez, R (5, 1) Daryle Ward, L (6, PH) OBP: 0.438, SLG: 0.929 Mike Stanton, L (7, 1) Brendan Harris, R (8, PH) OBP: 0.250, SLG: 0.143 32 Chad Cordero, R (9, 1)	G5-3			G1-3		1-3; 3-H; 1B	P3			0 1 0 1 1 0 0 1 0	0 0 0 0 0 0 0 0 0	0 0 0 0 1 0 0 0 0	0 0 0 0 1 0 0 0 0	0 0 0 0 0 0 0 0 0	0 0 0 0 0 0 0 0 0	0 0 0 0 0 0 0 0 0
Inning Stats	R: 0 E: 0 K: 0 S: 12 H: 1 LOB: 1 BB: 0 P: 16	R: 2 E: 0 K: 0 S: 14 H: 3 LOB: 0 BB: 0 P: 17	R: 0 E: 0 K: 0 S: 11 H: 1 LOB: 1 BB: 0 P: 16	R: 0 E: 0 K: 0 S: 12 H: 0 LOB: 1 BB: 1 P: 22	R: 1 E: 0 K: 0 S: 8 H: 2 LOB: 1 BB: 0 P: 10	R: 1 E: 0 K: 1 S: 12 H: 3 LOB: 2 BB: 1 P: 21	R: 1 E: 1 K: 0 S: 8 H: 1 LOB: 1 BB: 1 P: 15	R: 0 E: 0 K: 0 S: 5 H: 0 LOB: 0 BB: 0 P: 7	R: 0 E: 0 K: 0 S: 6 H: 0 LOB: 0 BB: 0 P: 12	1B: 9 2B: 0 3B: 0 HR: 2	SF: 0 SAC: 0 DP: 3 HBP: 0			WP: 0 PB: 0 SB: 1 CS: 0		PA: 39	

PITCHER	IP	WLS	BF	H	R	ER	SO	BB	IBB	HBP	BLK	WP	HR	S	P	ERA	WHIP
Dave Williams, L (1, 1) ERA: 9.53	5.0	W	24	9	4	4	0	1	0	0	0	0	2	60	84	7.20	2.000
56 Todd Coffey, R (6, 1) ERA: 0.75	2.0	H	9	2	1	0	1	2	0	0	0	0	0	17	33	0.00	2.000
Kent Mercker, L (8, 1) ERA: 3.38	1.0	H	3	0	0	0	0	0	0	0	0	0	0	5	7	0.00	0.000
25 David Weathers, R (9, 1) ERA: 2.79	1.0	S	3	0	0	0	0	0	0	0	0	0	0	6	12	0.00	0.000

Cincinnati Reds @ Washington Nationals
Robert F. Kennedy Memorial Stadium, Washington, DC
Tue Apr 25 2006, 7:05 PM EDT
Att. 21,642 - Partly Cloudy - 75 F

livebaseballscorecards.com

AB	36
R	5
H	11
RBI	5
BB	3
SO	1
LOB	15

Cincinnati Reds @ Washington Nationals

Robert F. Kennedy Memorial Stadium, Washington, DC

Wed Apr 26 2006, 1:05 PM EDT

Att. 19,380 - Partly Cloudy - 56 F

livebaseballscorecards.com

TOP

Batter	1	2	3	4	5	6	7	8	9	AB	R	H	RBI	BB	SO	LOB
6 Ryan Freel, R (1, 8) OBP: 0.435, SLG: 0.338	T F B F C 1-3 ① K		F B C F X 2-2 ③ G6-3	C C B C 1-3 ③ K			C F F B H 2-2 1B FC6-4 HBP	S B C B F F B B 4-2 WP BB		3	1	0	0	1	2	3
Felipe Lopez, S (1, 6) OBP: 0.360, SLG: 0.444	C B X 1-1 ② F7			B C B X 2-1 FC1 1B E 1B	C B S B B F X 3-2 ① G3-1		1 SAFE 1 SAFE 1 SAFE C X 0-1 ① P5	F B F 1 SAFE 1 B F B S 3-3 K 1-2		5	1	1	0	0	1	2
Adam Dunn, L (1, 7) OBP: 0.429, SLG: 0.603	F B F B B X 3-2 ③ G4-3			X 0-0 E 12 1B 1-2 1B	X 0-0 G6-4-3 1B		B F B 1 SAFE 1 B F 1 SAFE 1 SAFE X 3-2 FC6-4 1-3 1B	B C B F B S 3-3 ③ K		5	1	3	0	0	1	2
Austin Kearns, R (1, 9) OBP: 0.344, SLG: 0.536		C C B X 1-2 ① F9		S X 0-1 FC1 12 1B BB 12 E 1-3 2-H	B F C B F X 2-2 ② ③ G6-4-3 1-2f		B S B X 2-1 ② FC6-4 2B 1-2f 3-H		C B X 1-1 ① F8	5	1	0	1	0	0	3
Scott Hatteberg, L (1, 3) OBP: 0.438, SLG: 0.451		C B B X 2-1 ② G4-3		B B C B B 4-1 12 E 1-2 BB	B B C B C X 3-2 61 FC5 4 G4-3 1B		B X 1-0 1-3 2B		C X 0-1 ② G4-3	4	0	2	0	1	0	0
12 Edwin Encarnación, R (1, 5) OBP: 0.400, SLG: 0.542		C S C 0-3 ③ K		S S X 0-2 E8 1-3 2-H 3-H 1B	C C S 0-3 ① K	I I I 4-0 IBB			B X 1-0 4 FC6-4 1B	4	0	2	1	1	2	1
4 Brandon Phillips, R (1, 4) OBP: 0.321, SLG: 0.582			C S S 0-3 ① K2-3	F S S 0-3 ① K	B B B C F X 3-2 ② G4-3 1-2	B B B C X 3-1 ③ F8		B X 1-0 ③ FC6-4 1-2f	5	0	0	0	0	2	7
26 David Ross, R (1, 2) OBP: 0.387, SLG: 0.680			F B X 1-1 HR	I I I I 4-0 IBB	I I I I 4-0 61 FC5 IBB			S B B B S S 3-3 ① K		2	1	1	1	2	1	0
61 Bronson Arroyo, R (1, 1) OBP: 0.214, SLG: 0.615 Kent Mercker, L (9, 1) 25 David Weathers, R (9, 1)			X 0-0 ② L6	B C C X 1-2 ② F7		B X 1-0 ③ FC5 1-2 2-3f		S S S C 0-3 ② K		4 0 0	0 0 0	0 0 0	0 0 0	0 0 0	1 0 0	5 0 0
Inning Stats	R: 0 E: 0 K: 0 S: 9 H: 0 LOB: 0 BB: 0 P: 14	R: 0 E: 0 K: 1 S: 8 H: 0 LOB: 0 BB: 0 P: 11	R: 1 E: 0 K: 1 S: 10 H: 1 LOB: 0 BB: 0 P: 13	R: 3 E: 2 K: 2 S: 18 H: 3 LOB: 3 BB: 2 P: 30	R: 0 E: 0 K: 0 S: 9 H: 1 LOB: 0 BB: 0 P: 14	R: 0 E: 0 K: 1 S: 10 H: 1 LOB: 2 BB: 1 P: 21	R: 1 E: 0 K: 0 S: 13 H: 2 LOB: 3 BB: 1 P: 28	R: 0 E: 0 K: 4 S: 18 H: 0 LOB: 2 BB: 1 P: 31	R: 0 E: 0 K: 1 S: 6 H: 1 LOB: 1 BB: 0 P: 9	1B: 7 2B: 1 3B: 0 HR: 1	SF: 0 SAC: 0 DP: 1 HBP: 1				WP: 1 PB: 0 SB: 0 CS: 0		PA: 43

PITCHER	IP	WLS	BF	H	R	ER	SO	BB	IBB	HBP	BLK	WP	HR	S	P	ERA	WHIP
Ramon Ortiz, R (1, 1) ERA: 6.75	6.2	L	31	7	5	4	6	1	2	1	0	0	1	74	120	5.40	1.200
Mike Stanton, L (7, 1) ERA: 2.0	0.1		3	1	0	0	0	0	1	0	0	0	0	3	11	0.00	3.000
Jon Rauch, R (8, 1) ERA: 1.35	1.0		5	0	0	0	4	1	0	0	0	1	0	18	31	0.00	1.000
57 Jason Bergmann, R (9, 1) ERA: 21.6	1.0		4	1	0	0	0	0	0	0	0	0	0	6	9	0.00	1.000

BOTTOM

Batter	1	2	3	4	5	6	7	8	9	AB	R	H	RBI	BB	SO	LOB
Alfonso Soriano, R (1, 7) OBP: 0.358, SLG: 0.607	B X 1-0 ① F9		C B B F B S 3-3 ③ K			X 0-0 ① P4		B C F B S 2-3 ③ K		4	0	0	0	0	2	0
Marlon Anderson, L (1, 4) OBP: 0.250, SLG: 0.100 Damian Jackson, R (9, PH) OBP: 0.250, SLG: 0.333	C B B C X 2-2 ② L8			C L B B F B B 4-2 FC4-6 BB		C B C X 1-2 ② G3-1			C B B B B C F X 3-2 ① F8	2 1	0 0	0 0	0 0	1 0	0 0	0 0
24 Nick Johnson, L (1, 3) OBP: 0.500, SLG: 0.649	B X 1-0 ③ G4-3			B C F B B D X 3-2 ① F7		C B C B B C 3-3 ③ K			B B F B F B 4-2 BB BB	3	0	0	0	1	1	1
Daryle Ward, L (1, 9) OBP: 0.368, SLG: 0.765 Marlon Byrd, R (9, PH) OBP: 0.391, SLG: 0.324		B X 1-0 ① G3		B C B B C F X 2-2 ② FC4-6 11 1B 1-2f			C B X 1-1 ① P6		D F B F B F F F F 4-2 F B 1-2 BB	3 0	0 0	0 0	0 0	0 1	0 0	1 0
11 Ryan Zimmerman, R (1, 5) OBP: 0.330, SLG: 0.367 Jon Rauch, R (8, 1) 57 Jason Bergmann, R (9, 1) Jose Vidro, S (9, PH) OBP: 0.412, SLG: 0.538		C B B C F F B S 3-3 ② K		C X 0-1 1-2 1B			B C F B B F X 3-2 ② F8		C B C D F D F X 3-2 ② F8	3 0 0 1	0 0 0 0	1 0 0 0	0 0 0 0	0 0 0 0	1 0 0 0	0 0 0 2
Ryan Church, L (1, 8) OBP: 0.395, SLG: 0.714 Jose Guillen, R (9, PH) OBP: 0.353, SLG: 0.407		C B F F F F B S 2-3 K		C X 0-1 ③ G3-1			B B B C B B 4-1 BB		S F B S 1-3 ③ K	2 1	0 0	0 0	0 0	1 0	1 1	2 2
Royce Clayton, R (1, 6) OBP: 0.278, SLG: 0.288		C F S 0-3 ③ K			F B X 1-1 ① G4-3		B C S S 1-3 ③ K			3	0	0	0	0	2	2
Brian Schneider, L (1, 2) OBP: 0.274, SLG: 0.188			C C B B X 2-2 ① G4-1		X 0-0 ② P6			C X 0-1 ① G3		3	0	0	0	0	0	0
Ramon Ortiz, R (1, 1) OBP: 0.286, SLG: 0.167 Mike Stanton, L (7, 1) Brendan Harris, R (8, 5) OBP: 0.222, SLG: 0.125			B C C F X 1-2 ② G4-3		C S F C 0-3 ③ K			B B C F X 2-2 ② F8		2 0 1	0 0 0	0 0 0	0 0 0	0 0 0	1 0 0	0 0 0
Inning Stats	R: 0 E: 0 K: 0 S: 5 H: 0 LOB: 0 BB: 0 P: 9	R: 0 E: 0 K: 3 S: 15 H: 0 LOB: 1 BB: 0 P: 21	R: 0 E: 0 K: 1 S: 10 H: 0 LOB: 0 BB: 0 P: 16	R: 0 E: 0 K: 0 S: 14 H: 1 LOB: 2 BB: 1 P: 23	R: 0 E: 0 K: 1 S: 7 H: 0 LOB: 0 BB: 0 P: 8	R: 0 E: 0 K: 1 S: 7 H: 0 LOB: 0 BB: 0 P: 11	R: 0 E: 0 K: 1 S: 10 H: 0 LOB: 1 BB: 1 P: 19	R: 0 E: 0 K: 1 S: 8 H: 0 LOB: 0 BB: 0 P: 12	R: 0 E: 0 K: 1 S: 22 H: 0 LOB: 2 BB: 2 P: 37	1B: 1 2B: 0 3B: 0 HR: 0	SF: 0 SAC: 0 DP: 0 HBP: 0				WP: 1 PB: 0 SB: 0 CS: 0		PA: 33

PITCHER	IP	WLS	BF	H	R	ER	SO	BB	IBB	HBP	BLK	WP	HR	S	P	ERA	WHIP
61 Bronson Arroyo, R (1, 1) ERA: 2.34	8.0	W	28	1	0	0	8	2	0	0	0	1	0	76	119	0.00	0.375
Kent Mercker, L (9, 1) ERA: 3.0	0.2		4	0	0	0	0	2	0	0	0	0	0	19	33	0.00	3.000
25 David Weathers, R (9, 1) ERA: 2.7	0.1		1	0	0	0	1	0	0	0	0	0	0	3	4	0.00	0.000

TOP

Batter	1	2	3	4	5	6	7	8	9	AB	R	H	RBI	BB	SO	LOB
Craig Biggio, R (1, 4) OBP: 0.354, SLG: 0.511	K		HBP		G6-3	G5-3			F9	4	0	0	0	0	1	2
Willy Taveras, R (1, 8) OBP: 0.350, SLG: 0.355	17 G6-4-3 1B		G6-4-3 1-2f		G5-3	G5-3			17 HR 2B	5	1	2	0	0	0	2
17 Lance Berkman, S (1, 3) OBP: 0.416, SLG: 0.729	G6-4-3 1-2f			P5	BB		G4-3		2-H HR	4	1	1	2	1	0	1
Morgan Ensberg, R (1, 5) OBP: 0.475, SLG: 0.782		G5-3		16 BB 2 1B BB	P4		2B		F8	4	1	1	0	1	0	1
Preston Wilson, R (1, 7) OBP: 0.275, SLG: 0.417		1B		K		HR	BB		L9	4	1	2	1	1	1	1
16 Jason Lane, R (1, 9) OBP: 0.396, SLG: 0.413		BB		BB 2 1B 1-2 BB		G4-3	F8			2	0	0	0	2	0	2
2 Chris Burke, R (1, 6) OBP: 0.484, SLG: 0.759		G5-3		BB 1B 1-2 2-H		44 SH1-4 E 1B		K		4	0	2	1	0	1	1
Brad Ausmus, R (1, 2) OBP: 0.486, SLG: 0.407			44 SH1-4 1B	44 FC6-4 1-2 2-3 BB		FC5 44 SH1-4 1-2		L8		3	0	1	0	1	0	1
44 Roy Oswalt, R (1, 1) OBP: 0.176, SLG: 0.125			SH1-4 1-2	FC6-4 1-2f		SH1-4 1-2 2-3		G3-1		1	0	0	0	0	0	3
Mike Gallo, L (7, 1)										0	0	0	0	0	0	0
Chad Qualls, R (7, 1)										0	0	0	0	0	0	0
Orlando Palmeiro, L (8, PH) OBP: 0.125, SLG: 0.067										1	0	0	0	0	0	0
Russ Springer, R (8, 1)										0	0	0	0	0	0	0
Inning Stats	R: 0 E: 0 K: 1 S: 7 H: 1 LOB: 0 BB: 0 P: 10	R: 0 E: 0 K: 0 S: 10 H: 1 LOB: 1 BB: 1 P: 17	R: 0 E: 0 K: 0 S: 8 H: 1 LOB: 1 BB: 0 P: 15	R: 1 E: 0 K: 1 S: 15 H: 1 LOB: 3 BB: 3 P: 31	R: 0 E: 0 K: 0 S: 8 H: 0 LOB: 1 BB: 1 P: 15	R: 1 E: 1 K: 0 S: 11 H: 2 LOB: 2 BB: 0 P: 15	R: 0 E: 0 K: 0 S: 14 H: 1 LOB: 2 BB: 1 P: 26	R: 0 E: 0 K: 1 S: 6 H: 0 LOB: 0 BB: 0 P: 8	R: 2 E: 0 K: 0 S: 11 H: 2 LOB: 0 BB: 0 P: 15	1B: 5 2B: 2 3B: 0 HR: 2 SF: 0 SAC: 2 DP: 2 HBP: 1							

PITCHER		IP	WLS	BF	H	R	ER	SO	BB	IBB	HBP	BLK	WP	HR	S	P	ERA	WHIP
Brandon Claussen, L ERA: 6.04	(1, 1)	5.1	W	26	6	2	2	2	5	0	1	0	0	1	55	97	3.38	2.062
Rick White, R ERA: 4.76	(6, 1)	0.2	H	2	0	0	0	0	0	0	0	0	0	0	4	6	0.00	0.000
56 Todd Coffey, R ERA: 0.64	(7, 1)	2.0	H	8	1	0	0	1	1	0	0	0	0	0	20	34	0.00	1.000
25 David Weathers, R ERA: 4.09	(9, 1)	1.0	S	5	2	2	2	0	0	0	0	0	0	1	11	15	18.00	2.000

Houston Astros @ Cincinnati Reds
Great American Ball Park, Cincinnati, OH
Fri Apr 28 2006, 7:10 PM EDT
Att. 32,091 - Clear - 70 F

livebaseballscorecards.com

AB	32
R	4
H	9
RBI	4
BB	6
SO	3
LOB	14

BOTTOM

Batter	1	2	3	4	5	6	7	8	9	AB	R	H	RBI	BB	SO	LOB
6 Ryan Freel, R (1, 8) OBP: 0.433, SLG: 0.333	G1	P4		1B		CS BB		K		4	0	1	0	1	1	1
Felipe Lopez, S (1, 6) OBP: 0.362, SLG: 0.430	FC5 S BB		K	G3		CS 1-2	K	S BB		3	0	0	0	2	2	1
Adam Dunn, L (1, 7) OBP: 0.437, SLG: 0.592	FC5 1-2 BB		K		F7		1B 4 1B 1B	BB 1-2 BB		3	1	1	0	2	1	0
25 David Weathers, R (9, 1)										0	0	0	0	0	0	0
Rich Aurilia, R (1, 5) OBP: 0.347, SLG: 0.500	FC5 1-2 2-3f		1B 1B		1B SF9 1B		1B 4 1B 1-2 1B		L9	5	2	3	0	0	0	4
Scott Hatteberg, L (1, 3) OBP: 0.456, SLG: 0.473	F8		1-3 1B		4 WP 1-3 1B		4 1B 1-2 2-3 1B			4	0	3	0	0	0	2
Austin Kearns, R (1, 9) OBP: 0.330, SLG: 0.517		G6-3	K		SF9 3-H		K			3	0	0	1	0	2	5
4 Brandon Phillips, R (1, 4) OBP: 0.350, SLG: 0.610		1B 2B		G6-3 S G4-3 1B	F8 1-2		1-2 2-H 3-H 1B			4	2	3	2	0	0	1
Jason LaRue, R (1, 2) OBP: 0.286, SLG: 0.222		SH1-3 2-H 1B		G6-3 1-3		L7	F9			4	0	1	1	0	0	3
Brandon Claussen, R (1, 1)										1	0	0	1	0	0	0
Rick White, R (6, 1)										0	0	0	0	0	0	0
Cody Ross, R (6, PH) OBP: 0.467, SLG: 1.067										1	0	0	0	0	1	0
56 Todd Coffey, R (7, 1)										0	0	0	0	0	0	0
Quinton McCracken, S (8, PH) OBP: 0.250, SLG: 0.429										1	0	0	0	0	0	0
(9, 7)																
Inning Stats	R: 0 E: 0 K: 0 S: 7 H: 0 LOB: 2 BB: 2 P: 16	R: 1 E: 0 K: 0 S: 11 H: 2 LOB: 2 BB: 0 P: 15	R: 0 E: 0 K: 3 S: 18 H: 2 LOB: 2 BB: 0 P: 25	R: 1 E: 0 K: 0 S: 12 H: 2 LOB: 1 BB: 0 P: 19	R: 1 E: 0 K: 0 S: 14 H: 2 LOB: 1 BB: 0 P: 22	R: 0 E: 0 K: 1 S: 9 H: 0 LOB: 0 BB: 1 P: 14	R: 2 E: 0 K: 2 S: 21 H: 4 LOB: 2 BB: 0 P: 28	R: 0 E: 0 K: 1 S: 14 H: 0 LOB: 2 BB: 2 P: 26		1B: 11 2B: 1 3B: 0 HR: 2 SF: 1 SAC: 1 DP: 0 HBP: 0						

PITCHER		IP	WLS	BF	H	R	ER	SO	BB	IBB	HBP	BLK	WP	HR	S	P	ERA	WHIP
44 Roy Oswalt, R ERA: 2.76	(1, 1)	6.0	L	28	8	3	3	4	3	0	0	0	1	0	71	111	4.50	1.833
Mike Gallo, L ERA: 10.5	(7, 1)	0.1		2	1	1	1	1	0	0	0	0	0	0	8	10	27.00	3.000
Chad Qualls, R ERA: 7.11	(7, 1)	0.2		5	3	1	1	1	0	0	0	0	0	0	13	18	13.50	4.500
Russ Springer, R ERA: 4.05	(8, 1)	1.0		5	0	0	0	1	2	0	0	0	0	0	14	26	0.00	2.000

TOP

Batter	1	2	3	4	5	6	7	8	9	AB	R	H	RBI	BB	SO	LOB
Craig Biggio, R (1, 4) OBP: 0.350, SLG: 0.511	F F B S 1-3 ① K2-3		F F F X 0-2 ② G5-3			F F B X 1-2 B2-6 2B		X 0-0 ① P2		4	0	1	0	0	1	1
Willy Taveras, R (1, 8) OBP: 0.346, SLG: 0.351	B F B C B S 3-3 ② K		B F C B X 2-2 17 CS 1B			X 0-0 ① ② B2-6 2-2f		B X 1-0 ② B2-3 1-2		4	0	1	0	0	1	2
17 Lance Berkman, S (1, 3) OBP: 0.410, SLG: 0.708	B C B F X 2-2 ③ P6		1 SAFE F 1 SAFE 1 SAFE S B 1 SAFE 1 SAFE B 2-2 ③ CS 1-2	X 0-0 ① G3		F X 0-1 E6 BB		F X 0-1 2B 2-H 1B		4	0	1	1	0	0	0
Morgan Ensberg, R (1, 5) OBP: 0.476, SLG: 0.778		B B C B S X 3-2 ① F8		C B B B C S 3-3 ② K		C B B B B B 4-2 1-2 BB		X 0-0 1-3 2B		3	0	1	0	1	1	0
Preston Wilson, R (1, 7) OBP: 0.277, SLG: 0.414		B X 1-0 16 HR 1B		X 0-0 ③ F8		X 0-0 G4-3		B C B E B B X 3-2 ③ F8		3	1	1	0	0	0	2
Dave Borkowski, R (6, 1)										0	0	0	0	0	0	0
Mike Lamb, L (8, PH) OBP: 0.214, SLG: 0.154										1	0	0	0	0	0	2
Russ Springer, R (8, 1)										0	0	0	0	0	0	0
16 Jason Lane, R (1, 9) OBP: 0.390, SLG: 0.443		1 SAFE B B B B X 3-0 1-H HR			C B X 1-1 ① G1-3		C F B B X 2-2 ① F8		B C F C 1-3 ① K	4	1	1	2	0	1	0
Brad Ausmus, R (1, 2) OBP: 0.459, SLG: 0.379		B B F X 2-1 ② B1-3			B C B X 2-1 ② L8		C C B C 1-3 ② K		B X 1-0 ② G6-3	4	0	0	0	0	1	0
28 Adam Everett, R (1, 6) OBP: 0.320, SLG: 0.368		B B S F F X 2-2 ③ P6			B F B B B 4-1 BB		F F B T 1-2 ③ K		B C B B B 4-1 BB	2	0	0	0	2	1	0
Andy Pettitte, L (1, 1) OBP: 0.100, SLG: 0.100			B B C S S 2-3 ① K		C F B C 1-3 ③ K			B F C B X 2-2 17 1B B2-3 1B	X 0-0 ③ F7	2	0	0	0	0	2	1
2 Chris Burke, R (6, 7) OBP: 0.485, SLG: 0.742										2	1	1	0	0	0	1
Inning Stats	R: 0 E: 0 K: 2 S: 9 H: 0 LOB: 0 BB: 0 P: 15	R: 2 E: 0 K: 0 S: 11 H: 2 LOB: 0 BB: 0 P: 22	R: 0 E: 0 K: 1 S: 12 H: 1 LOB: 0 BB: 0 P: 18	R: 0 E: 0 K: 1 S: 5 H: 0 LOB: 0 BB: 0 P: 8	R: 0 E: 0 K: 1 S: 8 H: 0 LOB: 1 BB: 1 P: 16	R: 0 E: 1 K: 0 S: 9 H: 1 LOB: 2 BB: 1 P: 14	R: 0 E: 0 K: 2 S: 9 H: 0 LOB: 0 BB: 0 P: 13	R: 1 E: 0 K: 0 S: 11 H: 3 LOB: 2 BB: 0 P: 17	R: 0 E: 0 K: 1 S: 6 H: 0 LOB: 1 BB: 1 P: 12	1B: 4 2B: 3 3B: 1 HR: 1	SF: 0 SAC: 0 DP: 1 HBP: 0						

PITCHER		IP	WLS	BF	H	R	ER	SO	BB	IBB	HBP	BLK	WP	HR	S	P	ERA	WHIP
39 Aaron Harang, R ERA: 4.35	(1, 1)	7.2	W	29	5	3	3	7	2	0	0	0	0	1	68	114	3.52	0.913
Kent Mercker, L ERA: 2.84	(8, 1)	0.1		3	2	0	0	0	0	0	0	0	0	0	6	9	0.00	6.000
25 David Weathers, R ERA: 3.75	(9, 1)	1.0	S	4	0	0	0	1	1	0	0	0	0	0	6	12	0.00	1.000

PITCHER	IP	WLS	BF	H	R	ER	SO	BB	IBB	HBP	BLK	WP	HR	S	P	ERA	WHIP

Houston Astros @ Cincinnati Reds
Great American Ball Park, Cincinnati, OH
Sat Apr 29 2006, 1:15 PM EDT
Att. 24,869 - Cloudy - 67 F

livebaseballscorecards.com

AB	33
R	3
H	7
RBI	3
BB	3
SO	8
LOB	9

BOTTOM

Batter	1	2	3	4	5	6	7	8	9	AB	R	H	RBI	BB	SO	LOB
6 Ryan Freel, R (1, 8) OBP: 0.442, SLG: 0.342	X 0-0 FC4-6 1B		C B X 1-1 1B	C D B D F B 4-2 1-2 2-H BB		X 0-0 ① G5-3		C F B C 1-3 ② K		4	0	2	0	1	1	0
Felipe Lopez, S (1, 6) OBP: 0.345, SLG: 0.408	X 0-0 ① FC4-6 G4-6-3 1-2f		1 SAFE 1 SAFE 1 SAFE B C F 1 SAFE F 1 SAFE 1-2 X F9 ③	F S S 0-3 ③ K		C X 0-1 ② B3		S B F F E B X 2-2 ③ G1-3		5	0	0	0	0	1	4
Rich Aurilia, R (1, 3) OBP: 0.342, SLG: 0.529	1 SAFE B C D X 2-1 ② ③ G4-6-3 1-2f			X 0-0 ① G1-3	B C X 1-1 HR	C C X 0-2 ③ G6-3				4	1	1	1	0	0	1
Adam Dunn, L (1, 7) OBP: 0.439, SLG: 0.595		B B C S B S 3-3 ① K		B B F B B 4-1 12 2B BB BB	B B X 2-0 1B 4 FC5-4 2B		C F B B S 2-3 ① K			3	2	1	0	1	2	0
Austin Kearns, R (1, 9) OBP: 0.347, SLG: 0.522		S B B X 2-1 4 FC5-4 1B		B B B B 4-0 12 2B 4 1B 1-2 BB	C S B B F B X 3-2 4 FC5-4 2-3 1B		F C B X 1-2 ② G2-3			3	1	2	0	1	0	0
12 Edwin Encarnación, R (1, 5) OBP: 0.404, SLG: 0.579		C C S 0-3 ② K		B F B C F F X 2-2 4 E 1-3 2-H 2B	B F B B F S 3-3 ① K		C X 0-1 3B			4	1	2	1	0	2	3
4 Brandon Phillips, R (1, 4) OBP: 0.359, SLG: 0.597		C X 0-1 ③ FC5-4 1-2f		B S F D X 2-2 E1 6 S 39 1B 6 WP 2-H 3-H 1B	1 SAFE 1 SAFE X 0-0 ② FC5-4 1B 1-2f 3-H		B B B B 4-0 BB			3	1	1	2	1	0	2
Jason LaRue, R (1, 2) OBP: 0.320, SLG: 0.273		B C S B X 2-2 39 K2-3-2 1B		F F S 0-3 ② K	S B D X 2-1 39 FC4 1-2 1B		B F F F D B S 3-3 K			4	0	2	0	0	2	3
39 Aaron Harang, R (1, 1) OBP: 0.133, SLG: 0.133		1 SAFE B F F M 1-3 ①② K2-3-2 1-1	F X 0-1 6 WP 1-2 1B	F F X 0-2 ③ FC4 1-2f				C C B F X 1-2 ① G5-3		3	0	1	0	0	1	3
Kent Mercker, L (8, 1)										0	0	0	0	0	0	0
Quinton McCracken, S (8, PH) OBP: 0.235, SLG: 0.400										1	0	0	0	0	0	0
25 David Weathers, R (9, 1)										0	0	0	0	0	0	0
Inning Stats	R: 0 E: 0 K: 0 S: 4 H: 1 LOB: 0 BB: 0 P: 6	R: 0 E: 0 K: 2 S: 10 H: 1 LOB: 1 BB: 0 P: 15	R: 0 E: 0 K: 1 S: 12 H: 2 LOB: 1 BB: 0 P: 17	R: 4 E: 1 K: 2 S: 20 H: 3 LOB: 2 BB: 3 P: 36	R: 2 E: 0 K: 1 S: 16 H: 4 LOB: 2 BB: 0 P: 27	R: 0 E: 0 K: 0 S: 6 H: 0 LOB: 0 BB: 0 P: 6	R: 0 E: 0 K: 2 S: 12 H: 1 LOB: 2 BB: 1 P: 22	R: 0 E: 0 K: 1 S: 12 H: 0 LOB: 0 BB: 0 P: 16		1B: 8 2B: 3 3B: 1 HR: 1	SF: 0 SAC: 0 DP: 2 HBP: 0						

PITCHER		IP	WLS	BF	H	R	ER	SO	BB	IBB	HBP	BLK	WP	HR	S	P	ERA	WHIP
Andy Pettitte, L ERA: 5.25	(1, 1)	5.0	L	27	11	6	6	6	3	0	0	0	1	1	62	101	10.80	2.800
Dave Borkowski, R ERA:	(6, 1)	2.0		8	1	0	0	2	1	0	0	0	0	0	18	28	0.00	1.000
Russ Springer, R ERA: 3.52	(8, 1)	1.0		3	0	0	0	1	0	0	0	0	0	0	12	16	0.00	0.000

PITCHER	IP	WLS	BF	H	R	ER	SO	BB	IBB	HBP	BLK	WP	HR	S	P	ERA	WHIP

Houston Astros @ Cincinnati Reds
Great American Ball Park, Cincinnati, OH
Sat Apr 29 2006, 1:15 PM EDT
Att. 24,869 - Cloudy - 67 F

livebaseballscorecards.com

AB	34
R	6
H	12
RBI	4
BB	4
SO	9
LOB	16

TOP

Batter	1	2	3	4	5	6	7	8	9	AB	R	H	RBI	BB	SO	LOB
2 Chris Burke, R (1, 4) OBP: 0.447, SLG: 0.657	C S F F B H 2-2 G6-3 17 HR HBP	B F B X 2-1 ③ F9			C B B B X 3-1 ① F8		X 0-0 ① G6-3		B F X 1-1 ③ F9	4	1	0	0	0	0	1
Willy Taveras, R (1, 8) OBP: 0.333, SLG: 0.337	1 SAFE L C 1 SAFE X 0-2 ① G6-3 1-2		B C C X 1-2 ① G6-3		C C X 0-2 ② G5-3		B C B B X 3-1 ② F8			4	0	0	0	0	0	1
17 Lance Berkman, S (1, 3) OBP: 0.413, SLG: 0.728	B C X 1-1 2-H HR		B C F B C C 2-3 ② K		B B C B B 4-1 2B BB		S X 0-1 ③ F8			3	1	1	2	1	1	0
Morgan Ensberg, R (1, 5) OBP: 0.467, SLG: 0.765	C B B X 2-1 ② P3		B B F B X 3-1 ③ F7		F X 0-1 1-3 2B			B B C C B X 3-2 ① G5-3		4	0	1	0	0	0	0
Preston Wilson, R (1, 7) OBP: 0.276, SLG: 0.407	B B F C B F F F X 3-2 16 BB 1B			C F B F B X 2-2 ① F8	X 0-0 ③ L8			F B C B F F X 2-2 ② G5-3		4	0	1	0	0	0	2
16 Jason Lane, R (1, 9) OBP: 0.394, SLG: 0.476	B 1 SAFE F S 1 SAFE F B B 1 SAFE 4-2 1-2 BB			B S B X 2-1 HR	C T S 0-3 ① K			C S B X 1-2 ③ G6-3		3	1	1	1	1	1	0
Brad Ausmus, R (1, 2) OBP: 0.462, SLG: 0.387	C B B X 2-1 ③ F9			C F F B X 1-2 1B	B C X 1-1 1B				F B B X 2-1 ① F8	4	0	2	0	0	0	2
28 Adam Everett, R (1, 6) OBP: 0.304, SLG: 0.347		B S B S B X 3-2 ① P6		B F B F C 2-3 ② K	B B 1 SAFE C F F F 1 SAFE X 2-2 ② P3				X 0-0 ② F7	4	0	0	0	0	1	2
Taylor Buchholz, R (1, 1) Chad Qualls, R (7, 1) Mike Lamb, L (9, PH) OBP: 0.267, SLG: 0.214 54 Brad Lidge, R (9, 1)		C X 0-1 ② F9		F B C S 1-3 ③ K	C C B D B B C 3-3 ③ K				B C C C F F B B X 3-2 1B	3 0 1 0	0 0 0 0	0 0 1 0	0 0 0 0	0 0 0 0	2 0 0 0	2 0 0 0
Inning Stats	R: 2 E: 0 K: 0 S: 22 H: 2 LOB: 2 BB: 1 P: 36	R: 0 E: 0 K: 0 S: 7 H: 0 LOB: 0 BB: 0 P: 12	R: 0 E: 0 K: 1 S: 8 H: 0 LOB: 0 BB: 0 P: 14	R: 1 E: 0 K: 2 S: 16 H: 2 LOB: 1 BB: 0 P: 24	R: 0 E: 0 K: 0 S: 9 H: 1 LOB: 2 BB: 1 P: 16	R: 0 E: 0 K: 2 S: 12 H: 1 LOB: 1 BB: 0 P: 18	R: 0 E: 0 K: 0 S: 5 H: 0 LOB: 0 BB: 0 P: 8	R: 0 E: 0 K: 0 S: 11 H: 0 LOB: 0 BB: 0 P: 17	R: 0 E: 0 K: 3 S: 10 H: 1 LOB: 1 BB: 0 P: 16	1B: 4 2B: 1 3B: 0 HR: 2 SF: 0 SAC: 0 DP: 0 HBP: 1						

PITCHER		IP	WLS	BF	H	R	ER	SO	BB	IBB	HBP	BLK	WP	HR	S	P	ERA	WHIP
54 Elizardo Ramirez, R ERA: 3.46	(1, 1)	6.0	L	27	6	3	3	5	2	0	1	0	0	2	74	120	4.50	1.333
31 Matt Belisle, R ERA: 4.63	(7, 1)	1.0		3	0	0	0	0	0	0	0	0	0	0	5	8	0.00	0.000
Rick White, R ERA: 4.38	(8, 1)	1.0		3	0	0	0	0	0	0	0	0	0	0	11	17	0.00	0.000
56 Todd Coffey, R ERA: 0.6	(9, 1)	1.0		4	1	0	0	0	0	0	0	0	0	0	10	16	0.00	1.000

PITCHER	IP	WLS	BF	H	R	ER	SO	BB	IBB	HBP	BLK	WP	HR	S	P	ERA	WHIP

Houston Astros @ Cincinnati Reds
Great American Ball Park, Cincinnati, OH
Sun Apr 30 2006, 1:15 PM EDT
Att. 22,818 - Overcast - 67 F

livebaseballscorecards.com

AB	34
R	3
H	7
RBI	3
BB	2
SO	5
LOB	10

BOTTOM

Batter	1	2	3	4	5	6	7	8	9	AB	R	H	RBI	BB	SO	LOB
6 Ryan Freel, R (1, 8) OBP: 0.434, SLG: 0.329	X 0-0 ① F7		C B S B S 2-3 ② K		B B B B 4-0 1-2 G4-6-3 BB			B B B C C C 3-3 ① K		3	0	0	0	1	2	0
Felipe Lopez, S (1, 6) OBP: 0.333, SLG: 0.392	X 0-0 ② G6-3		C B B X 2-1 ③ G1		C B B X 2-1 ① ② 1-2f 2-3 G4-6-3			C B X 1-1 ② F7		4	0	0	0	0	0	2
Adam Dunn, L (1, 7) OBP: 0.432, SLG: 0.614	B C B C X 2-2 ③ G3			C B B F X 2-2 ① P4		B B X 2-0 3-H HR		C B X 1-1 ③ G4-3		4	1	1	2	0	0	0
12 Edwin Encarnación, R (1, 5) OBP: 0.387, SLG: 0.550		B X 1-0 ① F8		C B B X 2-1 ② G5-3		X 0-0 ③ F7			B C C C B S 2-3 ① K	4	0	0	0	0	1	0
Scott Hatteberg, L (1, 3) OBP: 0.431, SLG: 0.441		C B C X 1-2 ② G4-3		B C X 1-1 ③ L7			B C X 1-1 ① G6-3		B B F B C S 3-3 ② K	4	0	0	0	0	1	0
Austin Kearns, R (1, 9) OBP: 0.362, SLG: 0.527		B X 1-0 4 BB 1B			C C B B T 2-2 ① K		C F B F B B B 4-2 4 BB BB		X 0-0 4 S 1B	3	0	2	0	1	1	0
4 Brandon Phillips, R (1, 4) OBP: 0.382, SLG: 0.587	C B B B B 4-1 1-2 BB				B X 1-0 ② F9		B F B F F B B 1 SAFE F 1 SAFE 4-2 1 SAFE B 1-2 BB		D B C 1 S B B SAFE 4-2 1-2 BB	1	0	0	0	3	0	0
Javier Valentin, S (1, 2) OBP: 0.269, SLG: 0.360	C S X 0-2 ③ F7				C X 0-1 ③ G4-3		X 0-0 ② L7		C B F F S 1-3 ③ K	4	0	0	0	0	1	6
54 Elizardo Ramirez, S (1, 1) OBP: 0.250, SLG: 0.250 Quinton McCracken, S (6, PH) OBP: 0.278, SLG: 0.438 31 Matt Belisle, R (7, 1) Rich Aurilia, R (7, PH) OBP: 0.338, SLG: 0.521 Rick White, R (8, 1) 56 Todd Coffey, R (9, 1)			B C X 1-1 ① F7			C B X 1-1 G4-6-3 6 BB HR 1B	B C X 1-0 ③ P4			1 1 0 1 0 0	0 1 0 0 0 0	0 1 0 0 0 0	0 0 0 0 0 0	0 0 0 0 0 0	0 0 0 2 0 0	0 0 0 0 0 0
Inning Stats	R: 0 E: 0 K: 0 S: 5 H: 0 LOB: 0 BB: 0 P: 7	R: 0 E: 0 K: 0 S: 9 H: 1 LOB: 2 BB: 1 P: 16	R: 0 E: 0 K: 1 S: 7 H: 0 LOB: 0 BB: 0 P: 12	R: 0 E: 0 K: 0 S: 7 H: 0 LOB: 0 BB: 0 P: 12	R: 0 E: 0 K: 1 S: 6 H: 0 LOB: 0 BB: 0 P: 9	R: 2 E: 0 K: 0 S: 6 H: 2 LOB: 0 BB: 1 P: 15	R: 0 E: 0 K: 0 S: 12 H: 0 LOB: 2 BB: 2 P: 22	R: 0 E: 0 K: 1 S: 7 H: 0 LOB: 0 BB: 0 P: 12	R: 0 E: 0 K: 3 S: 13 H: 1 LOB: 2 BB: 1 P: 23	1B: 3 2B: 1 3B: 0 HR: 1 SF: 0 SAC: 0 DP: 1 HBP: 0						

PITCHER		IP	WLS	BF	H	R	ER	SO	BB	IBB	HBP	BLK	WP	HR	S	P	ERA	WHIP
Taylor Buchholz, R ERA: 2.05	(1, 1)	6.1	W	25	3	2	2	2	4	0	0	0	0	1	50	90	2.84	1.105
Chad Qualls, R ERA: 6.28	(7, 1)	1.2	H	5	0	0	0	1	0	0	0	0	0	0	9	15	0.00	0.000
54 Brad Lidge, R ERA: 6.39	(9, 1)	1.0	S	5	1	0	0	3	1	0	0	0	0	0	13	23	0.00	2.000

PITCHER	IP	WLS	BF	H	R	ER	SO	BB	IBB	HBP	BLK	WP	HR	S	P	ERA	WHIP

AB	30
R	2
H	4
RBI	2
BB	5
SO	6
LOB	10

WP: 0 PA: 35
PB: 0
SB: 1
CS: 0

TOP

Batter	1	2	3	4	5	6	7	8	9	AB	R	H	RBI	BB	SO	LOB
22 David Eckstein, R (1, 6) OBP: 0.393, SLG: 0.392	F9		53 G4-6-3 1B			P6		F7		4	0	1	0	0	0	0
53 John Rodriguez, L (1, 7) OBP: 0.486, SLG: 0.581	2B		SAFE G4-6-3 1-2f			15 F8 5 BB 1B		BB		3	0	2	0	1	0	1
5 Albert Pujols, R (1, 3) OBP: 0.500, SLG: 0.881	F7		P4			BB 1-2		F9		3	0	0	0	1	0	2
15 Jim Edmonds, L (1, 8) OBP: 0.304, SLG: 0.405	F8			G3		F8 2-3			G3-1	4	0	0	0	0	0	3
26 Scott Spiezio, S (1, 5) OBP: 0.348, SLG: 0.550		K		K		P4			K	3	0	0	0	0	2	2
34 Randy Flores, L (8, 1)										0	0	0	0	0	0	0
John Gall, R (9, PH) OBP: 0.250, SLG: 0.250										1	0	0	0	0	1	0
43 Juan Encarnacion, R (1, 9) OBP: 0.245, SLG: 0.362		HR		G1-3			F7		F7	4	1	1	1	0	0	0
4 Yadier Molina, R (1, 2) OBP: 0.155, SLG: 0.183		G6-3			L9		G5-3			3	0	0	0	0	0	0
Aaron Miles, S (1, 4) OBP: 0.412, SLG: 0.389		BB			G5-3		F7			2	0	0	0	1	0	0
30 Mark Mulder, L (1, 1) OBP: 0.400, SLG: 0.583		K			G1-3			G1-3		2	0	0	0	0	1	1
Josh Hancock, R (6, 1)										0	0	0	0	0	0	0
7 Hector Luna, R (6, 5) OBP: 0.383, SLG: 0.467										1	0	0	0	0	0	0
Inning Stats	R: 0 E: 0 K: 0 S: 11	R: 1 E: 0 K: 2 S: 14	R: 0 E: 0 K: 0 S: 5	R: 0 E: 0 K: 1 S: 8	R: 0 E: 0 K: 0 S: 10	R: 0 E: 0 K: 0 S: 8	R: 0 E: 0 K: 0 S: 4	R: 0 E: 0 K: 0 S: 7	R: 0 E: 0 K: 1 S: 6							

Inning Stats	H	LOB	BB	P
1	1	1	0	12
2	1	1	1	23
3	1	0	0	7
4	0	0	0	10
5	0	0	0	14
6	1	2	1	15
7	0	0	0	7
8	0	1	0	13
9	0	0	0	8

PITCHER	IP	WLS	BF	H	R	ER	SO	BB	IBB	HBP	BLK	WP	HR	S	P	ERA	WHIP
61 Bronson Arroyo, R (1, 1) ERA: 2.06	9.0	W	33	4	1	1	4	3	0	0	0	0	1	73	109	1.00	0.778

St. Louis Cardinals @ Cincinnati Reds
Great American Ball Park, Cincinnati, OH
Mon May 01 2006, 7:10 PM EDT
Att. 20,900 - Partly Cloudy - 70 F

livebaseballscorecards.com

AB	30
R	1
H	4
RBI	1
BB	3
SO	4
LOB	9

BOTTOM

Batter	1	2	3	4	5	6	7	8	9	AB	R	H	RBI	BB	SO	LOB
6 Ryan Freel, R (1, 8) OBP: 0.433, SLG: 0.346	L4		K		1B 2B	K		G5-3 1B		5	1	2	0	0	2	4
Felipe Lopez, S (1, 6) OBP: 0.336, SLG: 0.393	G6-3		G6-3		2-H 1B	1-2 2-H 3-H 1B		G5-3 1-2		5	0	2	3	0	0	2
Rich Aurilia, R (1, 3) OBP: 0.341, SLG: 0.547	HR			F9 WP BB	SAFE	G6-3		K		4	1	1	1	1	2	4
Adam Dunn, L (1, 7) OBP: 0.426, SLG: 0.609	F7			F9 1-3		1B 2B	F8			4	1	1	0	0	0	1
Austin Kearns, R (1, 9) OBP: 0.367, SLG: 0.536		G4-3		K		12 1B 4 1B 2-H 1B	12 1B 2B			4	1	2	1	0	1	1
12 Edwin Encarnación, R (1, 5) OBP: 0.402, SLG: 0.554		F9		BB		61 WP 4 1B 1-3 1B	2-3 1B			3	1	2	0	1	0	0
4 Brandon Phillips, R (1, 4) OBP: 0.375, SLG: 0.567		L7		L6		61 WP 1-2 3-H 1B	F9			4	1	1	1	0	0	4
26 David Ross, R (1, 2) OBP: 0.371, SLG: 0.655			2B	P6		K	K			4	0	1	0	0	2	4
61 Bronson Arroyo, R (1, 1) OBP: 0.222, SLG: 0.500			K	K		BB 1B 1-2 2-3		G5-3		3	0	0	0	1	2	1
Inning Stats	R: 1 E: 0 K: 0 S: 10	R: 0 E: 0 K: 0 S: 5	R: 0 E: 0 K: 2 S: 10	R: 0 E: 0 K: 1 S: 7	R: 1 E: 0 K: 2 S: 11	R: 4 E: 0 K: 2 S: 25	R: 0 E: 0 K: 0 S: 12	R: 0 E: 0 K: 1 S: 8								

Inning Stats	H	LOB	BB	P
1	1	0	0	15
2	0	0	0	9
3	1	1	0	13
4	0	2	2	20
5	2	1	0	15
6	5	2	1	41
7	2	2	0	20
8	1	1	0	11
9				

1B	7
2B	4
3B	0
HR	1
SF	0
SAC	0
DP	0
HBP	0

WP	2
PB	0
SB	0
CS	0
PA	39

PITCHER	IP	WLS	BF	H	R	ER	SO	BB	IBB	HBP	BLK	WP	HR	S	P	ERA	WHIP
30 Mark Mulder, L (1, 1) ERA: 4.43	5.0	L	25	8	6	6	5	2	0	0	0	1	1	56	91	10.80	2.000
Josh Hancock, R (6, 1) ERA: 2.7	2.0		10	3	0	0	3	1	0	0	0	1	0	24	42	0.00	2.000
34 Randy Flores, L (8, 1) ERA: 2.45	1.0		4	1	0	0	1	0	0	0	0	0	0	8	11	0.00	1.000

TOP

Batter	1	2	3	4	5	6	7	8	9	AB	R	H	RBI	BB	SO	LOB
22 David Eckstein, R (1, 6) OBP: 0.402, SLG: 0.396	0-1 1B 26 1B	0-1 G4-3			1-1 G6-3		1-0 HBP		2-1 1B 1-2	4	1	2	0	0	0	1
John Gall, R (1, 7) (8, 3) OBP: 0.222, SLG: 0.222	1-0 1B 26 1B 1-2		1-1 G6-3		1-3 K		2-3 K		0-3 K	5	0	1	0	0	3	4
7 Hector Luna, R (1, 5) OBP: 0.400, SLG: 0.468 15 Jim Edmonds, L (7, PH) (7, 3) (8, 8) OBP: 0.301, SLG: 0.400	2-0 F7		2-1 1B 43 CS		4-0 BB		2-2 F8			2	0	1	0	1	0	2
										1	0	0	0	0	0	2
43 Juan Encarnacion, R (1, 9) OBP: 0.245, SLG: 0.388	0-0 F7		1-2 HR 1-2		1 SAFE 1 SAFE 1-2 G1-3			0-1 G6-3		4	1	1	1	0	0	3
26 Scott Spiezio, S (1, 3) (7, 5) OBP: 0.340, SLG: 0.523	0-0 1B 1-3 2-H		3-1 F8			0-0 G1-3		2-1 F8		4	0	1	1	0	0	0
So Taguchi, R (1, 8) OBP: 0.306, SLG: 0.318 40 Brian Falkenborg, R (8, 1)	2-0 F8			0-0 G1-3		2-2 G6-3		3-1 G5-3		4	0	0	0	0	0	2
										0	0	0	0	0	0	0
4 Yadier Molina, R (1, 2) OBP: 0.170, SLG: 0.188		4-1 BB SH1-4		1-1 G6-3		2-2 CS 1B			3-2 G6-3	3	0	1	0	1	0	0
Aaron Miles, S (1, 4) OBP: 0.417, SLG: 0.397		1-1 F8		1-2 1B		1-2 CS	3-2 SH1-4 1B		0-0 F8	4	0	2	0	0	0	1
Sidney Ponson, R (1, 1) OBP: 0.429, SLG: 0.200 Jason Marquis, L (7, PH) OBP: 0.200, SLG: 0.214 41 Braden Looper, R (7, 1) 34 Randy Flores, L (7, 1) 53 John Rodriguez, L (8, 7) OBP: 0.500, SLG: 0.594		0-0 SH1-4 1-2		0-2 G4-3			0-2 SH1-4 1-2		1-2 1B 22 1B	1	0	0	0	0	0	1
										0	0	0	0	0	0	0
										0	0	0	0	0	0	0
										0	0	0	0	0	0	0
										1	0	1	0	0	0	0
Inning Stats	R: 1 E: 0 K: 0 S: 7 H: 3 LOB: 2 BB: 0 P: 12	R: 0 E: 0 K: 0 S: 6 H: 0 LOB: 1 BB: 1 P: 11	R: 1 E: 0 K: 0 S: 9 H: 2 LOB: 0 BB: 0 P: 16	R: 0 E: 0 K: 0 S: 9 H: 1 LOB: 1 BB: 0 P: 11	R: 0 E: 0 K: 1 S: 9 H: 0 LOB: 1 BB: 1 P: 16	R: 0 E: 0 K: 0 S: 10 H: 1 LOB: 0 BB: 0 P: 15	R: 0 E: 0 K: 1 S: 16 H: 1 LOB: 2 BB: 0 P: 24	R: 0 E: 0 K: 0 S: 6 H: 0 LOB: 0 BB: 0 P: 11	R: 0 E: 0 K: 1 S: 12 H: 2 LOB: 2 BB: 0 P: 18	1B: 9 2B: 0 3B: 0 HR: 1 SF: 0 SAC: 2 DP: 0 HBP: 1						

PITCHER		IP	WLS	BF	H	R	ER	SO	BB	IBB	HBP	BLK	WP	HR	S	P	ERA	WHIP
Dave Williams, L ERA: 7.61	(1, 1)	6.2		29	8	2	2	2	2	0	1	0	0	1	62	99	2.70	1.500
Rick White, R ERA: 4.26	(7, 1)	0.1		1	0	0	0	0	0	0	0	0	0	0	4	6	0.00	0.000
56 Todd Coffey, R ERA: 0.53	(8, 1)	2.0	W	8	2	0	0	1	0	0	0	0	0	0	18	29	0.00	1.000

PITCHER	IP	WLS	BF	H	R	ER	SO	BB	IBB	HBP	BLK	WP	HR	S	P	ERA	WHIP

St. Louis Cardinals @ Cincinnati Reds
Great American Ball Park, Cincinnati, OH
Tue May 02 2006, 12:35 PM EDT
Att. 25,133 - Partly Cloudy - 68 F

livebaseballscorecards.com

AB	33
R	2
H	10
RBI	2
BB	2
SO	3
LOB	16

BOTTOM

Batter	1	2	3	4	5	6	7	8	9	AB	R	H	RBI	BB	SO	LOB
6 Ryan Freel, R (1, 8) OBP: 0.426, SLG: 0.341	0-1 L9		1-1 FC5-4 1-2f		1-1 PO 1B		1-1 G6-3 2-3			4	0	1	0	0	0	2
Felipe Lopez, S (1, 6) OBP: 0.325, SLG: 0.378	1-3 K		0-1 P6		0-1 PO 1-2	1-1 F8	1-1 F8			4	0	0	0	0	1	2
Adam Dunn, L (1, 7) OBP: 0.420, SLG: 0.626	0-0 G4-3			1-0 P5		1-0 HR		1-0 P5		4	1	1	1	0	0	0
12 Edwin Encarnación, R (1, 5) OBP: 0.416, SLG: 0.593		2-3 K		0-1 BB 1B		3-2 HR		4-2 CS B		3	1	2	1	1	1	0
Scott Hatteberg, L (1, 3) OBP: 0.434, SLG: 0.426		4-1 BB 4 FC6-4		4-1 BB 1-2		0-1 G1-3		2-3 K		2	0	0	0	2	1	1
Austin Kearns, R (1, 9) OBP: 0.372, SLG: 0.535		0-2 F7		1-1 F9		0-0 1B 4 FC6-4		3-2 CS 1-2	1-1 1B SH1-4 4 HBP	4	1	2	0	0	0	3
4 Brandon Phillips, R (1, 4) OBP: 0.368, SLG: 0.543		0-1 FC6-4 1-2f		3-2 L9		0-0 FC6-4 1-2f			1-0 HBP 1B SH1-4 1-2	3	0	0	0	0	0	4
Jason LaRue, R (1, 2) OBP: 0.321, SLG: 0.280			2-2 G5-3		2-2 F7		0-0 1B 6 G6-3 SH1-3		0-2 SH1-4 1-2 2-3	3	0	1	0	0	0	0
Dave Williams, L (1, 1) OBP: 0.250, SLG: 0.143 Rick White, R (7, 1) Quinton McCracken, S (7, PH) OBP: 0.278, SLG: 0.438 56 Todd Coffey, R (8, 1) Javier Valentin, S (9, PH) OBP: 0.283, SLG: 0.373			3-2 1B 6 FC5-4		1-1 G4-3		0-0 SH1-3 1-2		2-0 1B 2-3 3-H	2	0	1	0	0	0	0
										0	0	0	0	0	0	0
										0	0	0	0	0	0	0
										0	0	0	0	0	0	0
										1	0	1	1	0	0	0
Inning Stats	R: 0 E: 0 K: 1 S: 6 H: 0 LOB: 0 BB: 0 P: 7	R: 0 E: 0 K: 1 S: 9 H: 0 LOB: 1 BB: 1 P: 15	R: 0 E: 0 K: 0 S: 11 H: 1 LOB: 1 BB: 0 P: 17	R: 0 E: 0 K: 0 S: 9 H: 1 LOB: 2 BB: 1 P: 18	R: 0 E: 0 K: 0 S: 11 H: 1 LOB: 1 BB: 0 P: 15	R: 2 E: 0 K: 0 S: 13 H: 3 LOB: 1 BB: 0 P: 18	R: 0 E: 0 K: 0 S: 6 H: 1 LOB: 1 BB: 0 P: 8	R: 0 E: 0 K: 1 S: 12 H: 0 LOB: 0 BB: 1 P: 22	R: 1 E: 0 K: 0 S: 6 H: 2 LOB: 2 BB: 0 P: 10	1B: 7 2B: 0 3B: 0 HR: 2 SF: 0 SAC: 2 DP: 0 HBP: 1						

PITCHER		IP	WLS	BF	H	R	ER	SO	BB	IBB	HBP	BLK	WP	HR	S	P	ERA	WHIP
Sidney Ponson, R ERA: 3.1	(1, 1)	6.0		25	6	2	2	2	2	0	0	0	0	2	59	90	3.00	1.333
41 Braden Looper, R ERA: 1.46	(7, 1)	0.2		3	1	0	0	0	0	0	0	0	0	0	4	5	0.00	1.500
34 Randy Flores, L ERA: 2.16	(7, 1)	1.0		4	0	0	0	1	1	0	0	0	0	0	12	20	0.00	1.000
40 Brian Falkenborg, R ERA: 13.5	(8, 1)	0.2	L	4	2	1	1	0	0	0	1	0	0	0	8	15	13.50	3.000

PITCHER	IP	WLS	BF	H	R	ER	SO	BB	IBB	HBP	BLK	WP	HR	S	P	ERA	WHIP

St. Louis Cardinals @ Cincinnati Reds
Great American Ball Park, Cincinnati, OH
Tue May 02 2006, 12:35 PM EDT
Att. 25,133 - Partly Cloudy - 68 F

livebaseballscorecards.com

AB	30
R	3
H	9
RBI	3
BB	3
SO	3
LOB	12

Batter	1	2	3	4	5	6	7	8	9	AB	R	H	RBI	BB	SO	LOB
6 Ryan Freel, R (1, 8) OBP: 0.411, SLG: 0.326	C B B X 2-1 F7 ①		X 0-0 F9 ①		C S B B X 2-2 F8 ③			X 0-0 G6-3 ②		4	0	0	0	0	0	0
Felipe Lopez, S (1, 6) OBP: 0.323, SLG: 0.374	X 0-0 12 S BB 1B		C B X 1-1 G6-3 ②			C B X 1-1 G4-3 ①		C B F B B X 3-2 G4-3 ③		4	0	1	0	0	0	0
Rich Aurilia, R (1, 3) OBP: 0.341, SLG: 0.551 Scott Hatteberg, L (6, 3) OBP: 0.429, SLG: 0.419	B B 1 SAFE C B 1 SAFE X 3-1 P5 ②		X 0-0 2B			B B F F X 2-2 G5-3 ②			B C X 1-1 G3 ①	3 1	0 0	1 0	0 0	0 0	0 0	1 0
Adam Dunn, L (1, 7) OBP: 0.423, SLG: 0.613	B B B B 4-0 1-2 BB		C X 0-1 P6 ③			B S X 1-1 G4-3 ③			B B B B 4-0 12 G6-4-3 BB	2	0	0	0	2	0	1
12 Edwin Encarnación, R (1, 5) OBP: 0.400, SLG: 0.567	B F X 1-1 P6 ③ 2-3			F B B X 2-1 G6-3 ①			B B B C C X 3-2 F7 ①		B B C F X 2-2 G6-4-3 ② ③ 1-2f	4	0	0	0	0	0	3
Austin Kearns, R (1, 9) OBP: 0.371, SLG: 0.529		B F B X 2-1 G6-3 ①		X 0-0 G6-3 ②			X 0-0 1B			3	0	1	0	0	0	0
4 Brandon Phillips, R (1, 4) OBP: 0.367, SLG: 0.534		C X 0-1 S S 1B		B B B C F S 3-3 K ③			C X 0-1 F9 ②			3	0	1	0	0	1	1
Jason LaRue, R (1, 2) OBP: 0.290, SLG: 0.250		1 SAFE B 1 SAFE B S X 2-1 L9 ② 1-2			F F B B B F S 3-3 K ①		F S B F B 1 SAFE F S 2-3 K ③			3	0	0	0	0	2	2
Brandon Claussen, R (1, 1) 31 Matt Belisle, R (7, 1) Quinton McCracken, S (8, PH) OBP: 0.263, SLG: 0.412 Chris Hammond, L (8, 1)		C F F B S 1-3 K ③ 2-3			C F B S 1-3 K ②			C B C B F F X 2-2 G1-6-3 ①		2 0 1 0	0 0 0 0	0 0 0 0	0 0 0 0	0 0 0 0	2 0 0 0	1 0 0 0
Inning Stats	R: 0 E: 0 K: 0 S: 7 H: 1 LOB: 2 BB: 1 P: 17	R: 0 E: 0 K: 1 S: 10 H: 1 LOB: 1 BB: 0 P: 15	R: 0 E: 0 K: 0 S: 6 H: 1 LOB: 1 BB: 0 P: 7	R: 0 E: 0 K: 1 S: 6 H: 0 LOB: 0 BB: 0 P: 11	R: 0 E: 0 K: 2 S: 10 H: 0 LOB: 0 BB: 0 P: 16	R: 0 E: 0 K: 0 S: 7 H: 0 LOB: 0 BB: 0 P: 11	R: 0 E: 0 K: 1 S: 11 H: 1 LOB: 1 BB: 0 P: 16	R: 0 E: 0 K: 0 S: 9 H: 0 LOB: 0 BB: 0 P: 14	R: 0 E: 0 K: 0 S: 5 H: 0 LOB: 0 BB: 1 P: 12	1B: 3 2B: 1 3B: 0 HR: 0	SF: 0 SAC: 0 DP: 1 HBP: 0					

PITCHER		IP	WLS	BF	H	R	ER	SO	BB	IBB	HBP	BLK	WP	HR	S	P	ERA	WHIP
26 Jeff Francis, L ERA: 3.6	(1, 1)	7.0	W	26	4	0	0	5	1	0	0	0	0	0	57	93	0.00	0.714
Jose Mesa, R ERA: 0.55	(8, 1)	1.0	H	3	0	0	0	0	0	0	0	0	0	0	9	14	0.00	0.000
40 Brian Fuentes, L ERA: 1.5	(9, 1)	1.0	S	3	0	0	0	0	1	0	0	0	0	0	5	12	0.00	1.000

PITCHER		IP	WLS	BF	H	R	ER	SO	BB	IBB	HBP	BLK	WP	HR	S	P	ERA	WHIP

TOP

Cincinnati Reds @ Colorado Rockies

Coors Field, Denver, CO

Wed May 03 2006, 6:35 PM MDT

Att. 18,214 - Overcast - 55 F

livebaseballscorecards.com

AB	30
R	0
H	4
RBI	0
BB	2
SO	5
LOB	9

Batter	1	2	3	4	5	6	7	8	9	AB	R	H	RBI	BB	SO	LOB
Jamey Carroll, R (1, 6) OBP: 0.396, SLG: 0.326	C B C X 1-2 G6-3 ①		C B C X 1-2 G6-3 ③		X 0-0 5 2B 1-2 1B		C F B X 1-2 G6-3 ②			4	1	1	0	0	0	0
19 Ryan Spilborghs, R (1, 9) OBP: 0.571, SLG: 0.400	B C X 1-1 F9 ②			B B B B 4-0 27 F8 5 1B BB	C F X 0-2 F9 ②		C X 0-1 1B			3	0	1	0	1	0	2
5 Matt Holliday, R (1, 7) OBP: 0.308, SLG: 0.544	X 0-0 1B			1 SAFE X 0-0 S 1-2 1B	F X 0-1 1-H 2-H 2B		S B 1 SAFE F B F F 1 SAFE 1 SAFE 2-3 C K ③			4	0	3	2	0	1	1
27 Garrett Atkins, R (1, 5) OBP: 0.410, SLG: 0.538	B X 1-0 F8 ③			F X 0-1 F8 ① 2-3	B B B I 4-0 IBB			C B B B X 2-1 G5-3 ①		3	0	0	0	1	0	3
Eli Marrero, R (1, 3) OBP: 0.366, SLG: 0.667 Jason Smith, L (8, 4) OBP: 0.375, SLG: 0.474		C B B S S 2-3 K ①		F B 1 SAFE C F F B X 2-2 F8 ②	S F S 0-3 K ③			F X 0-1 F8 ②		3 1	0 0	0 0	0 0	0 0	2 0	4 0
Luis Gonzalez, R (1, 4) OBP: 0.250, SLG: 0.364 (8, 3)		B X 1-0 F8 ②		C B S S 1-3 K ③ 1-2		B B B C X 3-1 F8 ①		B S B F X 2-2 1B		4	0	1	0	0	1	2
Choo Freeman, R (1, 8) OBP: 0.267, SLG: 0.310		B F X 1-1 G6-3 ③			C X 0-1 E S 1B 1B	B B F X 2-1 G6-3 ②		F X 0-1 F9 ③		4	1	1	0	0	0	1
Danny Ardoin, R (1, 2) OBP: 0.230, SLG: 0.246		B F S B X 2-2 F9 ①			S 1 SAFE B F X 1-2 26 FC2-6 1-H 1B	B C S S 1-3 K ③				3	0	1	1	0	1	0
26 Jeff Francis, L (1, 1) OBP: 0.214, SLG: 0.083 Jose Mesa, R (8, 1) 40 Brian Fuentes, L (9, 1)		B X 1-0 G3 ②			C X 0-1 FC2-6 1B 5 2B 1-2f 1B		F C S 0-3 K ①			3 0 0	1 0 0	0 0 0	0 0 0	0 0 0	1 0 0	1 0 0
Inning Stats	R: 0 E: 0 K: 0 S: 7 H: 1 LOB: 1 BB: 0 P: 10	R: 0 E: 0 K: 1 S: 6 H: 0 LOB: 0 BB: 0 P: 10	R: 0 E: 0 K: 0 S: 7 H: 1 LOB: 1 BB: 0 P: 11	R: 0 E: 0 K: 1 S: 11 H: 1 LOB: 2 BB: 1 P: 18	R: 3 E: 0 K: 1 S: 16 H: 4 LOB: 2 BB: 1 P: 21	R: 0 E: 0 K: 1 S: 7 H: 0 LOB: 0 BB: 0 P: 13	R: 0 E: 0 K: 2 S: 13 H: 1 LOB: 1 BB: 0 P: 16	R: 0 E: 0 K: 0 S: 9 H: 1 LOB: 1 BB: 0 P: 13		1B: 7 2B: 1 3B: 0 HR: 0	SF: 0 SAC: 0 DP: 1 HBP: 0					

PITCHER		IP	WLS	BF	H	R	ER	SO	BB	IBB	HBP	BLK	WP	HR	S	P	ERA	WHIP
Brandon Claussen, L ERA: 5.63	(1, 1)	6.2	L	29	7	3	3	5	1	1	0	0	0	0	62	92	4.05	1.200
31 Matt Belisle, R ERA: 4.5	(7, 1)	0.1		1	0	0	0	1	0	0	0	0	0	0	5	7	0.00	0.000
Chris Hammond, L ERA: 13.5	(8, 1)	1.0		4	1	0	0	0	0	0	0	0	0	0	9	13	0.00	1.000

PITCHER		IP	WLS	BF	H	R	ER	SO	BB	IBB	HBP	BLK	WP	HR	S	P	ERA	WHIP

BOTTOM

Cincinnati Reds @ Colorado Rockies

Coors Field, Denver, CO

Wed May 03 2006, 6:35 PM MDT

Att. 18,214 - Overcast - 55 F

livebaseballscorecards.com

AB	32
R	3
H	8
RBI	3
BB	2
SO	6
LOB	14

Cincinnati Reds @ Colorado Rockies

Coors Field, Denver, CO

Thu May 04 2006, 6:35 PM MDT

Att. 18,204 - Overcast - 48 F

TOP

Batter	1	2	3	4	5	6	7	8	9	AB	R	H	RBI	BB	SO	LOB
Felipe Lopez, S (1, 6) OBP: 0.318, SLG: 0.361	F8	G1-3 1-2			F8		FC1-2 1-2 2-3 BB		G4-3	4	0	0	0	1	0	1
4 Brandon Phillips, R (1, 4) OBP: 0.345, SLG: 0.500	G1-3	L7			F9		F6		G4-3	5	0	0	0	0	0	4
Adam Dunn, L (1, 7) OBP: 0.414, SLG: 0.622 6 Ryan Freel, R (9, 8) OBP: 0.411, SLG: 0.326	K		G3-1		HR		FC1-2 1-2 2-3 3-Hf		F8	5 0	1 0	1 0	1 0	0 0	1 0	3 0
12 Edwin Encarnación, R (1, 5) OBP: 0.394, SLG: 0.553		BB 1B 1B	K		G5-3			K		4	1	1	0	0	2	0
Scott Hatteberg, L (1, 3) OBP: 0.444, SLG: 0.446		HR 1-2 BB	F9		G4-6-3 1B			1B 2B		3	2	2	0	1	0	0
Austin Kearns, R (1, 9) OBP: 0.375, SLG: 0.528	SAFE	HR 1-2 2-H 1B		F8		G4-6-3 1-2f		27 2B 2-H 1B		4	2	2	2	0	0	1
27 Chris Denorfia, R (1, 8) OBP: 0.500, SLG: 0.833 (9, 7)	K		F8				G6-3			4	0	1	1	0	1	2
Jason LaRue, R (1, 2) OBP: 0.314, SLG: 0.375		HR 1-H 2-H	G5-3				39 1B BB FC1-2 1B		K	4	1	2	3	0	1	1
39 Aaron Harang, R (1, 1) OBP: 0.211, SLG: 0.211 Rick White, R (9, 1)		G1-3 1B			K		FC1-2 BB 1-2 1B		G3	4 0	0 0	2 0	0 0	0 0	1 0	1 0
Inning Stats	R: 0 E: 0 K: 1 S: 6 H: 0 LOB: 0 BB: 0 P: 8	R: 4 E: 0 K: 1 S: 17 H: 4 LOB: 1 BB: 1 P: 31	R: 0 E: 0 K: 1 S: 9 H: 0 LOB: 0 BB: 0 P: 16	R: 0 E: 0 K: 0 S: 6 H: 0 LOB: 0 BB: 0 P: 7	R: 0 E: 0 K: 1 S: 7 H: 0 LOB: 0 BB: 0 P: 9	R: 1 E: 0 K: 0 S: 9 H: 2 LOB: 0 BB: 0 P: 16	R: 0 E: 0 K: 0 S: 19 H: 2 LOB: 3 BB: 1 P: 28	R: 2 E: 0 K: 2 S: 21 H: 3 LOB: 1 BB: 0 P: 29	R: 0 E: 0 K: 0 S: 8 H: 0 LOB: 0 BB: 0 P: 11	1B: 7 2B: 2 3B: 0 HR: 2	SF: 0 SAC: 0 DP: 1 HBP: 0					WP: 0 PB: 0 SB: 0 CS: 0	PA: 39

livebaseballscorecards.com

PITCHER		IP	WLS	BF	H	R	ER	SO	BB	IBB	HBP	BLK	WP	HR	S	P	ERA	WHIP
37 Josh Fogg, R ERA: 5.18	(1, 1)	6.1	L	28	8	5	5	4	2	0	0	0	0	2	67	106	7.11	1.579
David Cortes, R ERA: 1.38	(7, 1)	0.1		1	0	0	0	0	0	0	0	0	0	0	4	6	0.00	0.000
39 Tom Martin, L ERA: 5.79	(7, 1)	1.1		7	3	2	2	2	0	0	0	0	0	0	23	32	13.50	2.250
Scott Dohmann, R ERA: 2.45	(9, 1)	1.0		3	0	0	0	0	0	0	0	0	0	0	8	11	0.00	0.000

PITCHER	IP	WLS	BF	H	R	ER	SO	BB	IBB	HBP	BLK	WP	HR	S	P	ERA	WHIP

AB	37
R	7
H	11
RBI	7
BB	2
SO	6
LOB	13

BOTTOM

Batter	1	2	3	4	5	6	7	8	9	AB	R	H	RBI	BB	SO	LOB
18 Cory Sullivan, L (1, 8) OBP: 0.361, SLG: 0.527	K		G6-3		G4-3 2B		K2-3			4	0	1	0	0	2	0
Jamey Carroll, R (1, 6) OBP: 0.386, SLG: 0.320	5 E 1B		G4-3		G4-3 2-3			K		4	0	1	0	0	1	1
5 Matt Holliday, R (1, 7) OBP: 0.298, SLG: 0.525	FC4 27 G6-4-3 1-2		K		G5-3			G6-3		4	0	0	0	0	1	2
27 Garrett Atkins, R (1, 5) OBP: 0.405, SLG: 0.528	G6-4-3 1-2f			F8		G5-3		1B		4	0	1	0	0	0	2
11 Brad Hawpe, L (1, 9) OBP: 0.458, SLG: 0.686		2B G6-3 1B		K		BB				3	1	1	0	1	1	1
Eli Marrero, R (1, 3) OBP: 0.400, SLG: 0.692		1-3 2B		1B 1B		K			G4-3 DI BB	3	0	2	0	1	1	1
Jason Smith, L (1, 4) OBP: 0.373, SLG: 0.467 David Cortes, R (7, 1) 39 Tom Martin, L (7, 1) Scott Dohmann, R (9, 1) Choo Freeman, R (9, PH) OBP: 0.258, SLG: 0.300		K		1-3 1B		K			K 1-2	3 0 0 0 1	0 0 0 0 0	1 0 0 0 1	0 0 0 0 0	0 0 0 0 1	2 0 0 0 1	3 0 0 0 1
Danny Ardoin, R (1, 2) OBP: 0.215, SLG: 0.230		G6-3 3-H					F7		G4-3 2-3	4	0	0	1	0	1	4
37 Josh Fogg, R (1, 1) Luis Gonzalez, R (7, 4) OBP: 0.243, SLG: 0.353		K			G3-1		K		K	2 2	0 0	0 0	0 0	0 0	1 2	1 1
Inning Stats	R: 0 E: 1 K: 1 S: 11 H: 1 LOB: 1 BB: 0 P: 16	R: 1 E: 0 K: 2 S: 15 H: 2 LOB: 1 BB: 0 P: 21	R: 0 E: 0 K: 1 S: 7 H: 0 LOB: 0 BB: 0 P: 8	R: 0 E: 0 K: 2 S: 11 H: 2 LOB: 2 BB: 0 P: 16	R: 0 E: 0 K: 0 S: 5 H: 1 LOB: 1 BB: 0 P: 7	R: 0 E: 0 K: 2 S: 8 H: 0 LOB: 1 BB: 1 P: 15	R: 0 E: 0 K: 2 S: 9 H: 0 LOB: 0 BB: 0 P: 10	R: 0 E: 0 K: 1 S: 9 H: 1 LOB: 1 BB: 0 P: 15	R: 0 E: 0 K: 2 S: 14 H: 0 LOB: 1 BB: 1 P: 22	1B: 5 2B: 2 3B: 0 HR: 0	SF: 0 SAC: 0 DP: 1 HBP: 0					WP: 0 PB: 0 SB: 0 CS: 0	PA: 36

PITCHER		IP	WLS	BF	H	R	ER	SO	BB	IBB	HBP	BLK	WP	HR	S	P	ERA	WHIP
39 Aaron Harang, R ERA: 3.78	(1, 1)	8.1	W	34	7	1	1	12	2	0	0	0	0	0	83	121	1.08	1.080
Rick White, R ERA: 4.05	(9, 1)	0.2		2	0	0	0	1	0	0	0	0	0	0	6	9	0.00	0.000

PITCHER	IP	WLS	BF	H	R	ER	SO	BB	IBB	HBP	BLK	WP	HR	S	P	ERA	WHIP

AB	34
R	1
H	7
RBI	1
BB	2
SO	13
LOB	17

TOP

Batter	1	2	3	4	5	6	7	8	9	AB	R	H	RBI	BB	SO	LOB
6 Ryan Freel, R (1, 4) OBP: 0.397, SLG: 0.312	C B B F B X 3-2 ① G6-3		X 0-0 ③ G5-3		C B X 1-1 ② FC6-4 1-2f 2-3		C F X 0-2 ③ P1			4	0	0	0	0	0	5
Felipe Lopez, S (1, 6) OBP: 0.324, SLG: 0.366	C B B X 2-1 ② F8			X 0-0 S 1B	1 SAFE 1 SAFE C 1 SAFE B B 1 SAFE B 1 SAFE 3-1 X ③ G4-3			C B X 1-1 G4-6-3 1B		4	0	2	0	0	0	2
Adam Dunn, L (1, 7) OBP: 0.402, SLG: 0.598	C S B F B C 2-3 ③ K			X 0-0 ① F7		C B B B X 3-1 ① F8		C B B B F C 2-3 ① K		4	0	0	0	0	2	2
Scott Hatteberg, L (1, 3) OBP: 0.424, SLG: 0.420		B C B X 2-1 ① G5-3		C B C S 1-3 ② K 1-2		B B F X 2-1 ② G4-3		C B F F F X 1-2 ②③ G4-6-3 1-2f		4	0	0	0	0	1	2
12 Edwin Encarnación, R (1, 5) OBP: 0.389, SLG: 0.536		C B S F H 2-2 G4-6-3 HBP		B F F F B X 2-2 ③ F7		C B B B F X 3-2 ③ G6-3			C X 0-1 ① P2	3	0	0	0	0	0	1
Javier Valentin, S (1, 2) OBP: 0.298, SLG: 0.382	X 0-0 ②③ G4-6-3 1-2f				B F B X 2-1 2B FC4-2 1B		F S S 0-3 ① K		C X 0-1 G6-4-3 1B	4	0	2	0	0	1	1
Austin Kearns, R (1, 9) OBP: 0.379, SLG: 0.536			C X 0-1 ① G5-3		B X 1-0 FC4-2 1-3 1B 2B		B X 1-0 E 1B		C X 0-1 ②③ G6-4-3 1-2f	4	1	2	0	0	0	1
Quinton McCracken, S (1, 8) OBP: 0.273, SLG: 0.400			C F B X 1-2 54 S 1B		B X 1-0 ① FC4-2 6 FC6-4 1B 2-3 3-H		B X 1-0 FC1 1-2			3	0	1	0	0	0	3
54 Elizardo Ramirez, S (1, 1) OBP: 0.200, SLG: 0.200 Ray Olmedo, S (5, PH) OBP: 1.000, SLG: 1.000 Chris Hammond, L (5, 1) 27 Chris Denorfia, R (7, PH) OBP: 0.429, SLG: 0.714 37 Brian Shackelford, L (7, 1) 25 David Weathers, R (8, 1)			L L M 0-3 ② K 1-2		B X 1-0 6 FC6-4 1-2 3-H 1B		C F F X 0-2 ② F5			1 1 0 1 0 0	0 0 0 0 0 0	0 1 0 0 0 0	0 1 0 0 0 0	0 1 0 0 0 0	1 0 0 0 0 0	1 0 0 2 0 0
Inning Stats	R: 0 E: 0 K: 1 S: 9 / H: 0 LOB: 0 BB: 0 P: 16	R: 0 E: 0 K: 0 S: 6 / H: 0 LOB: 0 BB: 0 P: 10	R: 0 E: 0 K: 1 S: 9 / H: 1 LOB: 1 BB: 0 P: 10	R: 0 E: 0 K: 1 S: 9 / H: 1 LOB: 1 BB: 0 P: 12	R: 1 E: 0 K: 0 S: 9 / H: 3 LOB: 2 BB: 0 P: 18	R: 0 E: 0 K: 0 S: 7 / H: 0 LOB: 0 BB: 0 P: 15	R: 0 E: 1 K: 1 S: 12 / H: 1 LOB: 2 BB: 0 P: 14	R: 0 E: 0 K: 1 S: 10 / H: 1 LOB: 0 BB: 0 P: 14	R: 0 E: 0 K: 0 S: 6 / H: 1 LOB: 0 BB: 0 P: 6	1B: 7 2B: 1 3B: 0 HR: 0	SF: 0 SAC: 0 DP: 3 HBP: 1					

PITCHER		IP	WLS	BF	H	R	ER	SO	BB	IBB	HBP	BLK	WP	HR	S	P	ERA	WHIP
17 Brandon Webb, R ERA: 2.05	(1, 1)	8.0	W	31	7	1	1	5	0	0	1	0	0	0	71	109	1.12	0.875
Jason Grimsley, R ERA: 5.12	(9, 1)	1.0		3	1	0	0	0	0	0	0	0	0	0	6	6	0.00	1.000

PITCHER		IP	WLS	BF	H	R	ER	SO	BB	IBB	HBP	BLK	WP	HR	S	P	ERA	WHIP

livebaseballscorecards.com

Cincinnati Reds @ Arizona Diamondbacks

Chase Field, Phoenix, AZ

Fri May 05 2006, 6:40 PM MST

Att. 21,077 - Clear - 74 F

AB	33
R	1
H	8
RBI	1
BB	0
SO	5
LOB	20

BOTTOM

Batter	1	2	3	4	5	6	7	8	9	AB	R	H	RBI	BB	SO	LOB
Craig Counsell, L (1, 6) OBP: 0.380, SLG: 0.405	C C B B X 2-2 ① G6-3	B B B C B 4-1 22 E 1-2 BLK BB		B C X 1-1 ② G6-3		C C C 0-3 ③ K				3	1	0	0	1	1	2
22 Eric Byrnes, R (1, 8) OBP: 0.361, SLG: 0.453	B C C S 1-3 ② K	X 0-0 E3 BLK BB 1-3 2-H 1B 1B		B X 1-0 P5			B C B F B B 4-2 BB			3	1	1	0	1	1	0
Chad Tracy, L (1, 5) OBP: 0.349, SLG: 0.538	B B X 2-0 ③ G6-3	B 1 SAFE B 1 SAFE B 1 SAFE B 4-0 BLK E 1-2 BB			C B F B B X 3-2 ① G4-3		B F S S 1-3 ① K			3	1	0	0	1	1	1
Luis Gonzalez, L (1, 7) OBP: 0.349, SLG: 0.514		B X 1-0 E 2B B C S 2-1 E4 1-H 2-H 3-H 1B			B C X 1-1 ② P4		C S S 0-3 ② K			4	1	2	1	0	1	1
Tony Clark, S (1, 3) OBP: 0.300, SLG: 0.310		B C S F H 3-2 ① L9 B C S F H X 0-1 ③ L8			C F B B B X 3-2 ③ P4		S S X 0-2 ③ G1-3			4	0	0	0	0	0	3
Shawn Green, L (1, 9) OBP: 0.367, SLG: 0.426		B C B X 2-1 E6 2B 2-H	X 0-0 ① L9			C F X 0-2 ① G6-3		B B B C B 4-1 G6-3 BB		3	1	0	0	1	0	0
Johnny Estrada, S (1, 2) OBP: 0.329, SLG: 0.473		B X 1-0 1 G4-3 17 1B 2-H 2B	C B F F F F X 1-2 ② F8			S X 0-1 17 SH1-4 1 BB 1B		X 0-0 ①② G6-3 1-2f		4	1	2	1	0	0	1
1 Orlando Hudson, S (1, 4) OBP: 0.297, SLG: 0.292		B B F C X 2-2 ② G4-3 2-3	X 0-0 ③ G6-3			B S B B B 4-1 17 SH1-4 1-2 BB		B B F B X 3-1 1B		3	0	1	0	1	0	1
17 Brandon Webb, R (1, 1) OBP: 0.200, SLG: 0.211 30 Jeff DaVanon, S (8, PH) OBP: 0.351, SLG: 0.426 Jason Grimsley, R (9, 1)		B C X 1-1 22 1B 22 E BB 3-H 1B		B B C C S 2-3 ① K		X 0-0 ② SH1-4 1-2 2-3		S B C B C 2-3 ③ K		2 1 0	1 0 0	1 0 0	1 0 0	0 1 0	1 1 0	0 1 0
Inning Stats	R: 0 E: 0 K: 1 S: 7 / H: 0 LOB: 0 BB: 0 P: 12	R: 7 E: 3 K: 0 S: 18 / H: 5 LOB: 1 BB: 2 P: 38	R: 0 E: 0 K: 0 S: 8 / H: 0 LOB: 0 BB: 0 P: 9	R: 0 E: 0 K: 1 S: 6 / H: 0 LOB: 0 BB: 0 P: 10	R: 0 E: 0 K: 0 S: 8 / H: 0 LOB: 0 BB: 0 P: 15	R: 0 E: 0 K: 1 S: 10 / H: 1 LOB: 2 BB: 1 P: 14	R: 0 E: 0 K: 2 S: 11 / H: 0 LOB: 1 BB: 1 P: 16	R: 0 E: 0 K: 1 S: 7 / H: 1 LOB: 1 BB: 1 P: 16		1B: 5 2B: 2 3B: 0 HR: 0	SF: 0 SAC: 1 DP: 1 HBP: 0					

PITCHER		IP	WLS	BF	H	R	ER	SO	BB	IBB	HBP	BLK	WP	HR	S	P	ERA	WHIP
54 Elizardo Ramirez, S ERA: 3.18	(1, 1)	4.0	L	20	5	7	1	2	2	0	0	1	0	0	39	69	2.25	1.750
Chris Hammond, L ERA: 10.13	(5, 1)	2.0		8	1	0	0	1	1	0	0	0	0	0	18	29	0.00	1.000
37 Brian Shackelford, L ERA:	(7, 1)	1.0		4	0	0	0	2	1	0	0	0	0	0	11	16	0.00	1.000
25 David Weathers, R ERA: 3.46	(8, 1)	1.0		4	1	0	0	1	1	0	0	0	0	0	7	16	0.00	2.000

PITCHER		IP	WLS	BF	H	R	ER	SO	BB	IBB	HBP	BLK	WP	HR	S	P	ERA	WHIP

livebaseballscorecards.com

Cincinnati Reds @ Arizona Diamondbacks

Chase Field, Phoenix, AZ

Fri May 05 2006, 6:40 PM MST

Att. 21,077 - Clear - 74 F

AB	30
R	7
H	7
RBI	3
BB	5
SO	6
LOB	10

TOP

Batter	1	2	3	4	5	6	7	8	9	AB	R	H	RBI	BB	SO	LOB
6 Ryan Freel, R (1, 8) OBP: 0.383, SLG: 0.299	B B C X 2-1 ① L4	C X 0-1 ③ F9			B X 1-0 ② F8		S B F F X 1-2 ③ P4			4	0	0	0	0	0	0
Felipe Lopez, S (1, 6) OBP: 0.329, SLG: 0.394	C B B F B F X 3-2 IHR		X 0-0 ① G4-3		B C C X 1-2 1B			C C B S 1-3 ① K		4	1	2	1	0	1	0
Adam Dunn, L (1, 7) OBP: 0.397, SLG: 0.581	S B C F B F B B 4-2 BB 12 BB BB		C S F B F B S 3-3 ② K		C 1 SAFE B B 1 SAFE S S 2-3 ③ K			B X 1-0 ② F8		3	0	0	0	1	2	1
12 Edwin Encarnación, R (1, 5) OBP: 0.402, SLG: 0.550	B B B B 4-0 BB 1-2 BB		B C F B F B F X 3-2 1B			C X 0-1 F9 2B		X 0-0 ③ G6-3		3	0	2	0	1	0	0
Scott Hatteberg, L (1, 3) OBP: 0.416, SLG: 0.403	C B B B B T X 3-2 ② P6		X 0-0 ③ G1-3			C F X 0-2 ① P2			C B B B 4-1 FC4-6 BB	3	0	0	0	1	0	4
Austin Kearns, R (1, 9) OBP: 0.375, SLG: 0.522	B B F B F B 4-2 1-2 2-3 BB			C B B X 2-1 P4		B F B 2 SAFE X 2-1 ② F9 2-3			S F B F B F F X 2-2 ① P6	3	0	0	0	1	0	2
4 Brandon Phillips, R (1, 4) OBP: 0.330, SLG: 0.476	B F C B F F S 2-3 ③ K			C X 0-1 ② L6		C X 0-1 ③ G3			B B S S X 2-2 ② P4	4	0	0	0	0	1	5
26 David Ross, R (1, 2) OBP: 0.351, SLG: 0.613 Ray Olmedo, S (7, PH) OBP: 0.500, SLG: 0.500 37 Brian Shackelford, L (7, 1) Kent Mercker, L (8, 1) Quinton McCracken, S (9, PH) OBP: 0.261, SLG: 0.381		L B X 1-1 ① G1-3		B F F B F B S 3-3 ③ K			C F X 0-2 ① F8		B F C X 1-2 ③ FC4-6 1-2f	2 1 0 0 1	0 0 0 0 0	0 0 0 0 0	0 0 0 0 0	1 0 0 0 0	0 0 0 0 0	0 0 0 0 1
61 Bronson Arroyo, R (1, 1) OBP: 0.200, SLG: 0.444 Javier Valentin, S (7, PH) OBP: 0.293, SLG: 0.375 (7, 2)		B C S S 1-3 ② K			C F B S 1-3 ① K		S B B F F C 2-3 ② K			2 1	0 0	0 0	0 0	0 0	2 1	0 0
Inning Stats	R: 1 E: 0 K: 1 S: 20 H: 1 LOB: 3 BB: 3 P: 42	R: 0 E: 0 K: 1 S: 7 H: 0 LOB: 0 BB: 0 P: 9	R: 0 E: 0 K: 0 S: 11 H: 1 LOB: 1 BB: 0 P: 17	R: 0 E: 0 K: 1 S: 8 H: 0 LOB: 0 BB: 0 P: 13	R: 0 E: 0 K: 2 S: 10 H: 1 LOB: 1 BB: 0 P: 15	R: 0 E: 0 K: 0 S: 9 H: 1 LOB: 1 BB: 0 P: 11	R: 0 E: 0 K: 1 S: 11 H: 0 LOB: 0 BB: 0 P: 14	R: 0 E: 0 K: 1 S: 5 H: 0 LOB: 0 BB: 0 P: 7	R: 0 E: 0 K: 0 S: 13 H: 0 LOB: 1 BB: 1 P: 22	1B: 2 2B: 1 3B: 0 HR: 1	SF: 0 SAC: 0 DP: 0 HBP: 0				WP: 0 PB: 0 SB: 0 CS: 0	PA: 35	

PITCHER		IP	WLS	BF	H	R	ER	SO	BB	IBB	HBP	BLK	WP	HR	S	P	ERA	WHIP
Claudio Vargas, R ERA: 3.77	(1, 1)	6.0	W	25	4	1	1	6	3	0	0	0	0	0	65	107	1.50	1.167
Luis Vizcaino, R ERA: 2.25	(7, 1)	1.0	H	3	0	0	0	1	0	0	0	0	0	0	11	14	0.00	0.000
Brandon Lyon, R ERA: 1.32	(8, 1)	1.0	H	3	0	0	0	1	0	0	0	0	0	0	5	7	0.00	0.000
Jose Valverde, R ERA: 2.92	(9, 1)	1.0	S	4	0	0	0	0	1	0	0	0	0	0	13	22	0.00	1.000

PITCHER	IP	WLS	BF	H	R	ER	SO	BB	IBB	HBP	BLK	WP	HR	S	P	ERA	WHIP

Cincinnati Reds @ Arizona Diamondbacks
Chase Field, Phoenix, AZ
Sat May 06 2006, 6:40 PM MST
Att. 27,204 - Clear - 76 F

livebaseballscorecards.com

AB	31
R	1
H	4
RBI	1
BB	4
SO	8
LOB	13

BOTTOM

Batter	1	2	3	4	5	6	7	8	9	AB	R	H	RBI	BB	SO	LOB
Craig Counsell, L (1, 6) OBP: 0.385, SLG: 0.402	B F C X 1-2 ① F7	C B B X 2-1 1-2 3-H 1B		X 0-0 ② G4-3 2-3 3-H		B B B C B 4-1 BB				3	0	1	2	1	0	1
30 Jeff DaVanon, S (1, 8) OBP: 0.346, SLG: 0.417	L B F X 1-2 1B	X 0-0 ③ G4-3		B B F X 2-1 ③ G4-3		B C B C B X 3-2 G3-1				4	0	1	0	0	0	5
Chad Tracy, L (1, 5) OBP: 0.353, SLG: 0.537	C C X 0-2 ② F7		X 0-0 34 G5-3 1B 1B		B B C X 2-1 1B		C X 0-1 ① F9			4	0	2	0	0	0	1
Luis Gonzalez, L (1, 7) OBP: 0.338, SLG: 0.495	C B B C F 1 SAFE B X 3-2 ③ G3		B F X 1-1 ① F8		X 0-0 ① F9		B S B X 2-1 ② P5			4	0	0	0	0	0	3
34 Conor Jackson, R (1, 3) OBP: 0.378, SLG: 0.482 Brandon Lyon, R (8, 1) Jose Valverde, R (9, 1)		X 0-0 G4-3 2B 2B	C X 0-1 ② G5-3 1-2		B B X 2-0 ② F8		B X 1-0 ③ F8			4 0 0	1 0 0	1 0 0	0 0 0	0 0 0	0 0 0	2 0 0
Shawn Green, L (1, 9) OBP: 0.372, SLG: 0.438	B F B S 2 SAFE X 2-2 ① G4-3 2-3	B X 1-0 ③ 2-H 1B			X 0-0 ③ F7			F B B X 2-1 G6-3 2B		4	0	2	0	0	0	2
Johnny Estrada, S (1, 2) OBP: 0.349, SLG: 0.526		F F X 0-2 1 1B 1B 3-H 2B		C B X 1-1 1 1B G4-3 2B		C B F X 1-2 1 G4-3 2B		X 0-0 ① G6-3 2-3		4	2	3	1	0	0	1
1 Orlando Hudson, S (1, 4) OBP: 0.303, SLG: 0.300	B B C X 2-1 1B 2-3 1B			X 0-0 G4-3 SH1-4 2-3 1B		B X 1-0 ① G4-3 2-3		C S C 0-3 ② K		4	0	2	0	0	1	2
Claudio Vargas, R (1, 1) OBP: 0.100, SLG: 0.100 Damion Easley, R (6, PH) OBP: 0.373, SLG: 0.489 Luis Vizcaino, R (7, 1) Tony Clark, S (8, 3) OBP: 0.294, SLG: 0.302		S C S S 0-3 ② K		L B L X 1-2 ① SH1-4 1-2		D S F X 1-2 ② L4		S F D X 1-2 ③ G5-3		1 1 0 1	0 0 0 0	0 0 0 0	0 0 0 0	0 0 0 0	1 0 0 0	2 1 0 1
Inning Stats	R: 0 E: 0 K: 0 S: 13 H: 1 LOB: 1 BB: 0 P: 18	R: 2 E: 0 K: 1 S: 15 H: 4 LOB: 2 BB: 0 P: 21	R: 0 E: 0 K: 0 S: 6 H: 2 LOB: 2 BB: 0 P: 8	R: 1 E: 0 K: 0 S: 9 H: 2 LOB: 1 BB: 0 P: 13	R: 0 E: 0 K: 0 S: 5 H: 1 LOB: 1 BB: 0 P: 9	R: 0 E: 0 K: 0 S: 11 H: 1 LOB: 1 BB: 0 P: 21	R: 0 E: 0 K: 0 S: 5 H: 0 LOB: 0 BB: 0 P: 8	R: 0 E: 0 K: 1 S: 9 H: 1 LOB: 1 BB: 0 P: 12		1B: 7 2B: 5 3B: 0 HR: 0	SF: 0 SAC: 1 DP: 0 HBP: 0				WP: 0 PB: 0 SB: 0 CS: 0	PA: 36	

PITCHER		IP	WLS	BF	H	R	ER	SO	BB	IBB	HBP	BLK	WP	HR	S	P	ERA	WHIP
61 Bronson Arroyo, R ERA: 2.36	(1, 1)	6.0	L	29	11	3	3	1	1	0	0	0	0	0	59	90	4.50	2.000
37 Brian Shackelford, L ERA:	(7, 1)	1.0		3	0	0	0	0	0	0	0	0	0	0	5	8	0.00	0.000
Kent Mercker, L ERA: 2.45	(8, 1)	1.0		4	1	0	0	1	0	0	0	0	0	0	9	12	0.00	1.000

PITCHER	IP	WLS	BF	H	R	ER	SO	BB	IBB	HBP	BLK	WP	HR	S	P	ERA	WHIP

TOP

Batter	1	2	3	4	5	6	7	8	9	AB	R	H	RBI	BB	SO	LOB
Quinton McCracken, S (1, 8) OBP: 0.321, SLG: 0.400	F9		2B 1B	1B		1-2 2B BB		F8		4	2	2	0	1	0	0
Felipe Lopez, S (1, 6) OBP: 0.345, SLG: 0.417	CS 1B		1-H HR 2B	P4		1-2 2-3 2B 1B		1B		5	2	4	1	0	0	1
Adam Dunn, L (1, 7) OBP: 0.404, SLG: 0.615	1-2 BB		2-H HR		K	1-H 2-H 3-H 2B		P6		4	1	2	5	1	1	1
12 Edwin Encarnación, R (1, 5) OBP: 0.393, SLG: 0.562	K		K		P2	G4-3			HR	5	1	1	1	0	2	2
Scott Hatteberg, L (1, 3) OBP: 0.404, SLG: 0.429		F8	HR		G6-3		G4-3		K	5	1	1	1	0	1	0
Austin Kearns, R (1, 9) OBP: 0.391, SLG: 0.571		2B	P2			HR	4 1B BB		4 L5-4 2B	4	1	3	1	1	0	0
4 Brandon Phillips, R (1, 4) OBP: 0.323, SLG: 0.460		P4	F9			F9	G5-4-3 1B		L5-4	5	0	1	0	0	0	2
Jason LaRue, R (1, 2) OBP: 0.333, SLG: 0.353		IBB	L7			1B BB 2B BB	G5-4-3			2	1	0	0	2	0	2
56 Todd Coffey, R (7, 1)										0	0	0	0	0	0	0
Kent Mercker, L (8, 1)										0	0	0	0	0	0	0
25 David Weathers, R (9, 1)										0	0	0	0	0	0	0
Dave Williams, L (1, 1) OBP: 0.200, SLG: 0.111		K	G3			F7		P4		2	0	0	0	0	1	2
Ray Olmedo, S (6, PH) OBP: 0.333, SLG: 0.333										1	0	0	0	0	0	1
Rick White, R (6, 1)										0	0	0	0	0	0	0
37 Brian Shackelford, L (6, 1)										0	0	0	0	0	0	0
26 David Ross, R (7, 2) OBP: 0.342, SLG: 0.594										1	0	0	0	0	0	0
Inning Stats	R: 0 E: 0 K: 1 S: 8 H: 1 LOB: 1 BB: 1 P: 15	R: 0 E: 0 K: 1 S: 9 H: 1 LOB: 2 BB: 1 P: 21	R: 4 E: 0 K: 1 S: 15 H: 4 LOB: 0 BB: 0 P: 25	R: 0 E: 0 K: 0 S: 9 H: 1 LOB: 1 BB: 0 P: 15	R: 0 E: 0 K: 1 S: 9 H: 0 LOB: 0 BB: 0 P: 13	R: 4 E: 0 K: 0 S: 16 H: 3 LOB: 1 BB: 2 P: 30	R: 0 E: 0 K: 0 S: 13 H: 1 LOB: 1 BB: 1 P: 21	R: 0 E: 0 K: 0 S: 8 H: 1 LOB: 1 BB: 0 P: 11	R: 1 E: 0 K: 1 S: 10 H: 2 LOB: 0 BB: 0 P: 14	1B: 6 2B: 5 3B: 0 HR: 4	SF: 0 SAC: 1 DP: 2 HBP: 0					

PITCHER	IP	WLS	BF	H	R	ER	SO	BB	IBB	HBP	BLK	WP	HR	S	P	ERA	WHIP
Orlando Hernandez, R (1, 1) ERA: 7.36	5.2	L	29	9	8	8	4	3	1	0	0	0	3	63	113	12.71	2.118
Greg Aquino, R (6, 1) ERA: 4.97	0.1		2	1	0	0	0	0	0	0	0	0	0	3	6	0.00	3.000
55 Casey Daigle, R (7, 1) ERA: 3.0	0.1		3	1	0	0	0	1	0	0	0	0	0	11	18	0.00	6.000
28 Brandon Medders, R (7, 1) ERA: 4.0	1.2		5	1	0	0	0	0	0	0	0	0	0	10	14	0.00	0.600
Luis Vizcaino, R (9, 1) ERA: 2.65	1.0		4	2	1	1	1	0	0	0	0	0	1	10	14	9.00	2.000

Cincinnati Reds @ Arizona Diamondbacks
Chase Field, Phoenix, AZ
Sun May 07 2006, 1:40 PM MST
Att. 27,727 - Roof Closed - 74 F

livebaseballscorecards.com

AB	38
R	9
H	14
RBI	9
BB	5
SO	5
LOB	11

BOTTOM

Batter	1	2	3	4	5	6	7	8	9	AB	R	H	RBI	BB	SO	LOB
22 Eric Byrnes, R (1, 8) OBP: 0.375, SLG: 0.462	34 E 2B		F7	P4		1 3B HBP		HBP		3	1	1	0	0	0	1
Luis Vizcaino, R (9, 1)										0	0	0	0	0	0	0
1 Orlando Hudson, S (1, 4) OBP: 0.315, SLG: 0.325	34 E BB		FC1-6 1B	G6-3		1-H 2-H 3B		K		4	0	2	2	1	1	3
Chad Tracy, L (1, 5) OBP: 0.341, SLG: 0.516	F8		FC1-6 1B 34 2B	F7		P6		F9		5	1	0	0	0	0	7
Luis Gonzalez, L (1, 7) OBP: 0.341, SLG: 0.491	L8		34 2B 1B		K		P5		SH5-4 34 1B 30 1B 1B	5	2	2	0	0	1	2
34 Conor Jackson, R (1, 3) OBP: 0.379, SLG: 0.489	E5 FC6-4		1-H 2-H 2B		F9		L8		30 1B SH5-4 1B	5	1	2	2	0	0	2
Damion Easley, R (1, 6) OBP: 0.365, SLG: 0.490	FC6-4		HR 2B		F8		E6 E6		SH5-4	4	1	1	1	0	0	3
Shawn Green, L (1, 9) OBP: 0.373, SLG: 0.459		G6-3	HR			G4-3	E6		30 1B IBB	4	1	1	2	1	0	1
19 Chris Snyder, R (1, 2) OBP: 0.357, SLG: 0.514		G6-3	G5-3			F9		22 HBP BB	L3	3	0	0	0	0	0	0
30 Jeff DaVanon, S (8, PH) OBP: 0.361, SLG: 0.425										1	0	1	1	1	0	0
(9, 8)																
Orlando Hernandez, R (1, 1) OBP: 0.364, SLG: 0.400		L3		1 G6-3 BB		1 3B 2B		K	L3	1	0	0	0	1	0	0
Greg Aquino, R (6, 1)										0	0	0	0	0	0	0
Andy Green, R (6, PH) OBP: 0.367, SLG: 0.444										1	1	1	0	0	0	0
55 Casey Daigle, R (7, 1)										0	0	0	0	0	0	0
28 Brandon Medders, R (7, 1)										0	0	0	0	0	0	0
Johnny Estrada, S (8, PH) OBP: 0.341, SLG: 0.513										2	0	0	0	0	1	4
(9, 2)																
Inning Stats	R: 0 E: 1 K: 0 S: 12 H: 1 LOB: 3 BB: 1 P: 21	R: 0 E: 0 K: 0 S: 10 H: 0 LOB: 0 BB: 0 P: 14	R: 5 E: 0 K: 0 S: 16 H: 5 LOB: 0 BB: 0 P: 21	R: 0 E: 0 K: 0 S: 7 H: 0 LOB: 1 BB: 1 P: 17	R: 0 E: 0 K: 1 S: 7 H: 0 LOB: 0 BB: 0 P: 13	R: 2 E: 0 K: 0 S: 15 H: 2 LOB: 1 BB: 0 P: 23	R: 0 E: 2 K: 0 S: 10 H: 0 LOB: 2 BB: 0 P: 16	R: 0 E: 0 K: 2 S: 13 H: 0 LOB: 2 BB: 1 P: 25	R: 1 E: 0 K: 0 S: 12 H: 3 LOB: 2 BB: 1 P: 21	1B: 5 2B: 5 3B: 1 HR: 1	SF: 0 SAC: 1 DP: 1 HBP: 2					

PITCHER	IP	WLS	BF	H	R	ER	SO	BB	IBB	HBP	BLK	WP	HR	S	P	ERA	WHIP
Dave Williams, L (1, 1) ERA: 7.85	5.0	W	24	6	5	5	1	2	0	0	0	0	1	52	86	9.00	1.600
Rick White, R (6, 1) ERA: 5.14	0.2	H	5	2	2	2	0	0	0	1	0	0	0	12	20	27.00	3.000
37 Brian Shackelford, L (6, 1) ERA:	0.2	H	2	0	0	0	0	0	0	0	0	0	0	4	4	0.00	0.000
56 Todd Coffey, R (7, 1) ERA: 0.49	1.1	H	7	0	0	0	2	1	0	1	0	0	0	17	32	0.00	0.750
Kent Mercker, L (8, 1) ERA: 2.35	0.1	H	1	0	0	0	0	0	0	0	0	0	0	5	8	0.00	0.000
25 David Weathers, R (9, 1) ERA: 3.86	1.0	S	6	3	1	1	0	0	1	0	0	0	0	12	21	9.00	3.000

Cincinnati Reds @ Arizona Diamondbacks
Chase Field, Phoenix, AZ
Sun May 07 2006, 1:40 PM MST
Att. 27,727 - Roof Closed - 74 F

livebaseballscorecards.com

AB	38
R	8
H	11
RBI	8
BB	4
SO	3
LOB	23

WP: 0 PB: 0 SB: 0 CS: 1 PA: 43

Washington Nationals @ Cincinnati Reds

Great American Ball Park, Cincinnati, OH

Tue May 09 2006, 7:10 PM EDT

Att. 16,720 - Cloudy - 74 F

livebaseballscorecards.com

TOP

Batter	1	2	3	4	5	6	7	8	9	AB	R	H	RBI	BB	SO	LOB
Marlon Byrd, R (1, 8) OBP: 0.409, SLG: 0.366	C X 0-1 1B		C C F D F X 1-2 G3-1 1B 3-H 1B		C B C B C 2-3 K ①	C S X 0-2 G6-3 ③		F X 0-1 F9 ③		5	0	2	1	0	1	2
Jose Vidro, S (1, 4) OBP: 0.414, SLG: 0.461	L C S 0-3 K ①		F B 1 SAFE 1 SAFE B X 2-1 G3-1 1B 1-2		C B X 1-1 24 FC4-6 1B		X 0-0 G5-3 ①		C F C 0-3 K ①	5	0	2	0	0	2	1
Alfonso Soriano, R (1, 7) OBP: 0.331, SLG: 0.536	B F B B X 3-1 L7 ②		D B F F X 2-2 G3-1 ② 1-2 2-3		B F C F F B 1 SAFE F X 2-2 F8 ②		C B B B F S 3-3 K 24 G3 HR		B S B X 2-1 HR	5	2	1	1	0	1	4
24 Nick Johnson, L (1, 3) OBP: 0.417, SLG: 0.550	C C F X 0-2 F9 ③		D B F F C 2-3 K ③		X 0-0 FC4-6 ③ 1-2f		1 SAFE B C C B F 1 SAFE F X 2-2 G3 ② 1-2		C F B X 1-2 L8 ②	5	0	0	0	0	1	5
Jose Guillen, R (1, 9) OBP: 0.297, SLG: 0.453		C X 0-1 L7 ①		C B X 1-1 G6-3 ①		X 0-0 HR	C C B X 1-2 2-H HR		C B B S F C 2-3 K ③	5	2	2	3	0	1	0
11 Ryan Zimmerman, R (1, 5) OBP: 0.326, SLG: 0.418		B S X 1-1 F7 ②		B C B X 2-1 HR		B B C X 2-1 G6-3 ①	F C X 0-2 G6-3 ③			4	1	1	1	0	0	0
Matthew LeCroy, R (1, 2) OBP: 0.343, SLG: 0.469		C B F S 1-3 K ③		F F X 0-2 G5-3 ②		C B X 1-1 HR		B B F F X 2-2 G6-3 2B		4	1	2	1	0	1	0
Royce Clayton, R (1, 6) OBP: 0.311, SLG: 0.312			X 0-0 SH1-4 1B 2B	F B X 1-1 1B 2B		B F B B B C X 3-2 S 1B		B C B B B X 3-1 G6-3 ① 2-3		4	1	3	0	0	0	1
Tony Armas, R (1, 1) OBP: 0.091, SLG: 0.091 Joey Eischen, L (7, 1) Gary Majewski, R (7, 1) Marlon Anderson, L (8, PH) OBP: 0.267, SLG: 0.167 Mike Stanton, L (8, 1) Jon Rauch, R (9, 1)			X 0-0 ① SH1-4 2-3	B S S X 1-2 ③ 2-H 1B		C L B M 1-3 K ② 1-2		C B B B X 2-1 G1-3 ②		2 0 1 0 0 1 1 0 0 0 0 0 0 0 0 0 0 0 0 0 0 1 0 0 0 0 0 1 0 0 0 0 0 0 0 0 0 0 0 0 0 0						
Inning Stats	R: 0 E: 0 K: 1 S: 11 H: 1 LOB: 1 BB: 0 P: 14	R: 0 E: 0 K: 1 S: 7 H: 0 LOB: 0 BB: 0 P: 9	R: 1 E: 0 K: 1 S: 16 H: 3 LOB: 2 BB: 0 P: 23	R: 1 E: 0 K: 0 S: 12 H: 3 LOB: 2 BB: 0 P: 17	R: 0 E: 0 K: 1 S: 12 H: 1 LOB: 1 BB: 0 P: 17	R: 2 E: 0 K: 1 S: 14 H: 3 LOB: 1 BB: 0 P: 21	R: 2 E: 0 K: 1 S: 15 H: 1 LOB: 0 BB: 0 P: 21	R: 0 E: 0 K: 0 S: 9 H: 1 LOB: 1 BB: 0 P: 16	R: 1 E: 0 K: 2 S: 12 H: 1 LOB: 0 BB: 0 P: 17	1B: 6 2B: 3 3B: 0 HR: 5 SF: 0 SAC: 1 DP: 0 HBP: 0						

PITCHER		IP	WLS	BF	H	R	ER	SO	BB	IBB	HBP	BLK	WP	HR	S	P	ERA	WHIP
Brandon Claussen, L ERA: 5.79	(1, 1)	5.1	L	26	11	4	4	4	0	0	0	0	0	3	66	94	6.75	2.062
Rick White, R ERA: 4.91	(6, 1)	0.2		2	0	0	0	1	0	0	0	0	0	0	6	7	0.00	0.000
31 Matt Belisle, R ERA: 4.05	(7, 1)	1.1		7	2	2	0	1	0	0	0	0	0	1	20	31	0.00	1.500
Chris Hammond, L ERA: 9.35	(8, 1)	0.2		2	0	0	0	0	0	0	0	0	0	0	4	6	0.00	0.000
37 Brian Shackelford, L ERA: 1.69	(9, 1)	1.0		4	1	1	1	2	0	0	0	0	0	1	12	17	9.00	1.000

PITCHER	IP	WLS	BF	H	R	ER	SO	BB	IBB	HBP	BLK	WP	HR	S	P	ERA	WHIP

AB	40
R	7
H	14
RBI	7
BB	0
SO	8
LOB	15

BOTTOM

Batter	1	2	3	4	5	6	7	8	9	AB	R	H	RBI	BB	SO	LOB
6 Ryan Freel, R (1, 8) OBP: 0.371, SLG: 0.287	B C F B X 2-2 F8 ①		C B F B X 2-2 G6-3 ③			C B C B C 2-3 K ③		D B C B X 3-1 L5 ①		4	0	0	0	0	1	2
Felipe Lopez, S (1, 6) OBP: 0.342, SLG: 0.412	B C C B B F X 3-2 F8 ②			B C F F C 1-3 K ①			B B C B F X 3-2 12 HBP BB SF9 1B	B X 1-0 F8 ②		4	1	1	0	0	1	1
Adam Dunn, L (1, 7) OBP: 0.400, SLG: 0.598	C B X 1-1 G4-3 ③			F T S 0-3 K ②			B B B B 4-0 4 1B 12 HBP 1-2 BB	C B X 1-1 L3 ③		3	0	0	0	1	1	1
12 Edwin Encarnación, R (1, 5) OBP: 0.397, SLG: 0.556		C B X 1-1 G6-4-3 1B		B S X 1-1 G5-3 ③			C S B F B H 3-2 4 1B 1-2 2-3 HBP		F C C 0-3 K ①	3	0	1	0	0	1	0
Scott Hatteberg, L (1, 3) OBP: 0.388, SLG: 0.413		B C X 1-1 L7 ①			C B F B B X 3-2 F7 ①		D B C B C C X 3-2 SF9 ① 3-H		C B C B F C 2-3 K ②	3	0	0	1	0	1	1
Austin Kearns, R (1, 9) OBP: 0.380, SLG: 0.553		1 SAFE X 0-0 G6-4-3 ② ③ 1-2f			C B F X 1-2 G6-3 ②		S B F B S 2-3 K ②		C B C F X 1-2 G6-3 ③	4	0	0	0	0	1	3
4 Brandon Phillips, R (1, 4) OBP: 0.323, SLG: 0.456			C F F B F F B X 2-2 P4 ①		B F B S X 2-2 F9 ③		B C X 1-1 FC4-6 1B 1-2 2-3			3	0	1	0	0	0	0
Jason LaRue, R (1, 2) OBP: 0.333, SLG: 0.333			B H 2-0 FC1-6 HBP			X 0-0 F9 ①	C C B X 1-2 FC4-6 ③ 1-2f			2	0	0	0	0	0	3
Brandon Claussen, R (1, 1) Rick White, R (6, 1) Ray Olmedo, S (6, PH) OBP: 0.250, SLG: 0.250 31 Matt Belisle, R (7, 1) Chris Hammond, L (8, 1) 27 Chris Denorfia, R (8, PH) OBP: 0.500, SLG: 0.750 37 Brian Shackelford, L (9, 1)			X 0-0 ② FC1-6 1-2f			B C C C B C 2-3 K ②		X 0-0 1B		1 0 0 0 0 0 1 0 0 0 0 0 0 0 1 0 0 0 0 1 0 0 0 0 0 0 0 0 0 0 0 0 0 0 0 1 0 1 0 0 0 0 0 0 0 0 0 0 0						
Inning Stats	R: 0 E: 0 K: 0 S: 9 H: 0 LOB: 0 BB: 0 P: 15	R: 0 E: 0 K: 0 S: 5 H: 1 LOB: 0 BB: 0 P: 7	R: 0 E: 0 K: 0 S: 10 H: 0 LOB: 1 BB: 0 P: 16	R: 0 E: 0 K: 2 S: 9 H: 0 LOB: 0 BB: 0 P: 11	R: 0 E: 0 K: 0 S: 9 H: 0 LOB: 0 BB: 0 P: 15	R: 0 E: 0 K: 2 S: 7 H: 0 LOB: 0 BB: 0 P: 11	R: 1 E: 0 K: 1 S: 17 H: 2 LOB: 3 BB: 1 P: 34	R: 0 E: 0 K: 0 S: 6 H: 1 LOB: 1 BB: 0 P: 11	R: 0 E: 0 K: 2 S: 11 H: 0 LOB: 0 BB: 0 P: 14	1B: 4 2B: 0 3B: 0 HR: 0 SF: 1 SAC: 0 DP: 1 HBP: 2						

PITCHER		IP	WLS	BF	H	R	ER	SO	BB	IBB	HBP	BLK	WP	HR	S	P	ERA	WHIP
Tony Armas, R ERA: 3.58	(1, 1)	6.0	W	22	2	1	1	4	1	0	2	0	0	0	55	91	1.50	0.500
Joey Eischen, L ERA: 9.9	(7, 1)	0.1		1	0	0	0	0	0	0	0	0	0	0	3	6	0.00	0.000
Gary Majewski, R ERA: 4.34	(7, 1)	0.2		3	1	0	0	1	0	0	0	0	0	0	8	12	0.00	1.500
Mike Stanton, L ERA: 2.25	(8, 1)	1.0		4	1	0	0	0	0	0	0	0	0	0	6	11	0.00	1.000
Jon Rauch, R ERA: 1.33	(9, 1)	1.0		3	0	0	0	2	0	0	0	0	0	0	11	14	0.00	0.000

PITCHER	IP	WLS	BF	H	R	ER	SO	BB	IBB	HBP	BLK	WP	HR	S	P	ERA	WHIP

AB	29
R	1
H	4
RBI	1
BB	1
SO	7
LOB	12

TOP

Batter	1	2	3	4	5	6	7	8	9	AB	R	H	RBI	BB	SO	LOB
Marlon Byrd, R (1, 8) OBP: 0.419, SLG: 0.405	C X 0-1 F9 ①	B B B C C X 3-2 F9 ③			B F X 1-1 HR		B B C B B 4-1 1-2 BB		B C B C B B 4-2 FC3-6 BB	3	1	1	1	2	0	1
Jose Vidro, S (1, 4) OBP: 0.406, SLG: 0.450	C S X 0-2 24 PB 24 HR 1B	C S B X 1-2 P5 ①			B B C B F F C 3-3 K ②		X 0-0 F9 ② 2-3		X 0-0 FC3-6 24 1B ① 1-2f	5	1	1	0	0	1	3
Alfonso Soriano, R (1, 7) OBP: 0.320, SLG: 0.517	F F S 0-3 K ②	B F X 1-1 F7 ②			C F B B S 2-3 K ③		B B F S F S 2-3 K ③		C F B F B S 2-3 K ②	5	0	0	0	0	4	4
24 Nick Johnson, L (1, 3) OBP: 0.430, SLG: 0.600	B F B C X 2-2 1-H HR	B C X 1-1 2B				B X 1-0 F9 2B		X 0-0 G4-3 ①	C X 0-1 1-2 1B	5	1	4	2	0	0	0
Jose Guillen, R (1, 9) OBP: 0.293, SLG: 0.441	B F B S X 2-2 G5-3 ③	X 0-0 F8 ③				B B X 2-0 F9 ① 2-3		C F X 0-2 2B 1B	B F B X 2-1 L4 ③	5	1	1	0	0	0	4
11 Ryan Zimmerman, R (1, 5) OBP: 0.331, SLG: 0.424		B X 1-0 1B SF9 2B		B B F B S B 4-2 G6-4-3 BB		C F S 0-3 K ②		C B F T 1-2 K ②		3	1	1	0	1	2	2
Brian Schneider, L (1, 2) OBP: 0.306, SLG: 0.290		B B F X 2-1 2-3 1B		X 0-0 F9 ①		B B B C F S 3-3 K ③		B X 1-0 1-H 1B 2B		4	1	2	1	0	1	2
Royce Clayton, R (1, 6) OBP: 0.306, SLG: 0.309		B C B F X 2-2 SF9 ① 3-H		B 1 SAFE F 1 SAFE X 1-1 G6-4-3 ②③ 1-2f			C C X 0-2 F9 BB 1B	C X 0-1 2-H 1B		1	0	0	1	0	0	1
Marlon Anderson, L (7, PH) OBP: 0.278, SLG: 0.194										1	0	1	0	0	0	0
57 Jason Bergmann, R (7, 1)										0	0	0	0	0	0	0
Matthew LeCroy, R (8, PH) OBP: 0.361, SLG: 0.485										1	0	1	1	0	0	0
Mike Stanton, L (8, 1)										0	0	0	0	0	0	0
Livan Hernandez, R (1, 1) OBP: 0.263, SLG: 0.579		L B S 1-2 G2 ②			S S X 0-2 G6-3 ①		X 0-0 B3 ①	B B T X 2-1 G3 ③		2	0	0	0	0	0	1
Joey Eischen, L (6, 1)										0	0	0	0	0	0	0
Jon Rauch, R (6, 1)										0	0	0	0	0	0	0
Damian Jackson, R (7, PH) OBP: 0.250, SLG: 0.407										2	0	0	0	0	0	2
(7, 6)																
Inning Stats	R: 2 E: 0 K: 1 S: 14 H: 2 LOB: 0 BB: 0 P: 18	R: 1 E: 0 K: 0 S: 11 H: 2 LOB: 1 BB: 0 P: 20	R: 0 E: 0 K: 0 S: 8 H: 1 LOB: 1 BB: 0 P: 11	R: 0 E: 0 K: 0 S: 5 H: 0 LOB: 0 BB: 1 P: 10	R: 1 E: 0 K: 2 S: 12 H: 1 LOB: 0 BB: 0 P: 18	R: 0 E: 0 K: 2 S: 9 H: 1 LOB: 1 BB: 0 P: 15	R: 0 E: 0 K: 1 S: 10 H: 1 LOB: 2 BB: 1 P: 16	R: 2 E: 0 K: 1 S: 12 H: 3 LOB: 1 BB: 0 P: 16	R: 0 E: 0 K: 1 S: 11 H: 1 LOB: 2 BB: 1 P: 19	1B: 6 2B: 4 3B: 0 HR: 2 SF: 1 SAC: 0 DP: 1 HBP: 0						

PITCHER		IP	WLS	BF	H	R	ER	SO	BB	IBB	HBP	BLK	WP	HR	S	P	ERA	WHIP
39 Aaron Harang, R ERA: 4.02	(1, 1)	6.0		25	7	4	4	5	1	0	0	0	0	2	59	92	6.00	1.333
56 Todd Coffey, R ERA: 0.9	(7, 1)	1.2	H	8	2	1	1	2	1	0	0	0	0	0	17	24	5.40	1.800
Kent Mercker, L ERA: 3.52	(8, 1)	0.0		1	1	0	0	0	0	0	0	0	0	0	1	2	∞	∞
25 David Weathers, R ERA: 3.52	(8, 1)	1.1	W	7	2	1	1	1	1	0	0	0	0	0	15	25	6.75	2.250

PITCHER	IP	WLS	BF	H	R	ER	SO	BB	IBB	HBP	BLK	WP	HR	S	P	ERA	WHIP

BOTTOM

Batter	1	2	3	4	5	6	7	8	9	AB	R	H	RBI	BB	SO	LOB
6 Ryan Freel, R (1, 8) OBP: 0.364, SLG: 0.283	C C B F X 1-2 G1-3 ①	B C C F B X 2-2 F8 ①		F C C 0-3 K ①		C B X 1-1 S S 1B	C B C X 1-2 F8 ②	F B S B S 2-3 K ③		5	0	1	0	0	1	2
Felipe Lopez, S (1, 6) OBP: 0.357, SLG: 0.417	B X 1-0 S HR 1B	B C B C B B 4-2 E S 1B BB		C B X 1-1 S E 1B	1 SAFE 1 SAFE B 1 SAFE B C 2 SAFE F F 4-2 B F B 1-2 S BB		B C B X 2-1 P5 ③			3	3	2	0	2	0	2
Adam Dunn, L (1, 7) OBP: 0.400, SLG: 0.612	C X 0-1 1-H HR	B C 1 SAFE B X 2-1 P6 ② 1-3		1 SAFE F B B 1 SAFE C F B S 3-3 K ② 1-2		B B B C C S 3-3 K ② 1-2 2-3		F B B B B 4-1 2B 2B BB		4	2	1	2	1	2	4
Austin Kearns, R (1, 9) OBP: 0.401, SLG: 0.575	X 0-0 4 1B BB 1B	F B X 1-1 3-H 1B		X 0-0 E7 2-H 1B		B F B B B 4-1 BB		B B D C X 3-1 1-3 2B 2B		4	2	4	2	1	0	0
12 Edwin Encarnación, R (1, 5) OBP: 0.385, SLG: 0.536	B F B C X 2-2 P4 ②	C B C T 1-2 K ③		B F B B X 3-1 F9 ③		B X 1-0 F8 ③		4-0 2B 4 SF8 IBB		4	0	0	0	0	1	6
56 Todd Coffey, R (7, 1)										0	0	0	0	0	0	0
Kent Mercker, L (8, 1)										0	0	0	0	0	0	0
25 David Weathers, R (8, 1)										1	0	0	0	0	1	2
27 Chris Denorfia, R (8, 8) OBP: 0.556, SLG: 0.750										0	1	0	0	1	0	0
Scott Hatteberg, L (1, 3) OBP: 0.398, SLG: 0.429	B 1 SAFE B C B B 4-1 IBB 4 1B 1-2 BB	C X 0-1 4 SH1-3 1B			B C C B X 2-2 F9 ①		B C B X 2-1 F9 ①	F X 0-1 1-3 2-H 3-H 2B		4	0	2	2	1	0	0
4 Brandon Phillips, R (1, 4) OBP: 0.330, SLG: 0.473	B C F F B B X 3-2 IBB 1-2 2-H 1B	X 0-0 SH1-3 ① 1-2			B F X 1-1 G6-3 ②		X 0-0 1B 2B	S F F F E D F X 1-2 SF8 ① 3-H		3	1	2	2	0	0	0
Jason LaRue, R (1, 2) OBP: 0.333, SLG: 0.316	B B B I 4-0 1-2 2-3 IBB	F B C B C 1-3 K ②			F B C B S 2-3 K ③		B B X 2-0 BB 2-H 1B	F S D C 1-3 K ②		2	0	0	0	1	2	1
Ray Olmedo, S (7, 5) OBP: 0.333, SLG: 0.333										2	0	1	1	0	1	1
39 Aaron Harang, R (1, 1) OBP: 0.190, SLG: 0.190	S S S 0-3 K ③	C X 0-1 L9 ③				B X 1-0 L9 ①	1 SAFE B B B B B 4-0 1-2 BB	I I I I 4-0 IBB		2	0	0	0	0	1	4
Javier Valentin, S (6, PH) OBP: 0.311, SLG: 0.368										1	0	0	0	2	0	0
(7, 2)																
Inning Stats	R: 3 E: 0 K: 1 S: 19 H: 4 LOB: 3 BB: 2 P: 34	R: 1 E: 0 K: 1 S: 13 H: 1 LOB: 1 BB: 1 P: 23	R: 0 E: 0 K: 1 S: 9 H: 1 LOB: 1 BB: 0 P: 10	R: 1 E: 1 K: 2 S: 12 H: 2 LOB: 1 BB: 0 P: 19	R: 0 E: 0 K: 1 S: 8 H: 0 LOB: 0 BB: 0 P: 13	R: 0 E: 0 K: 1 S: 12 H: 1 LOB: 3 BB: 2 P: 26	R: 1 E: 0 K: 1 S: 9 H: 2 LOB: 2 BB: 1 P: 20	R: 3 E: 0 K: 2 S: 18 H: 2 LOB: 2 BB: 3 P: 37		1B: 9 2B: 3 3B: 0 HR: 1 SF: 1 SAC: 1 DP: 0 HBP: 0						

PITCHER		IP	WLS	BF	H	R	ER	SO	BB	IBB	HBP	BLK	WP	HR	S	P	ERA	WHIP
Livan Hernandez, R ERA: 6.52	(1, 1)	5.1		29	9	5	5	6	3	1	0	0	0	1	68	112	8.44	2.250
Joey Eischen, L ERA: 9.58	(6, 1)	0.1		1	0	0	0	1	0	0	0	0	0	0	3	6	0.00	0.000
Jon Rauch, R ERA: 1.31	(6, 1)	0.1		2	0	0	0	0	1	0	0	0	0	0	2	7	0.00	3.000
57 Jason Bergmann, R ERA: 6.3	(7, 1)	1.0		6	2	1	1	0	1	0	0	0	0	0	9	20	9.00	3.000
Mike Stanton, L ERA: 3.71	(8, 1)	1.0	L	8	2	3	3	2	1	2	0	0	0	0	18	37	27.00	3.000

PITCHER	IP	WLS	BF	H	R	ER	SO	BB	IBB	HBP	BLK	WP	HR	S	P	ERA	WHIP

Washington Nationals @ Cincinnati Reds

Great American Ball Park, Cincinnati, OH

Wed May 10 2006, 7:10 PM EDT

Att. 14,180 - Drizzle - 66 F

livebaseballscorecards.com

AB	37
R	6
H	12
RBI	6
BB	3
SO	8
LOB	20

AB	35
R	9
H	13
RBI	9
BB	9
SO	9
LOB	22

WP: 0 PB: 1 SB: 0 CS: 0 PA: 41

TOP

Batter	1	2	3	4	5	6	7	8	9	10	11	AB	R	H	RBI	BB	SO	LOB
Marlon Byrd, R (1, 8) OBP: 0.404, SLG: 0.388	K		K		F9			1B		K	K	6	0	1	0	0	4	3
Jose Vidro, S (1, 4) OBP: 0.413, SLG: 0.456	24 FC3-6 1B		24 BB 1B		P4			1-3 1B		G4-3		5	0	3	0	0	0	1
24 Nick Johnson, L (1, 3) OBP: 0.429, SLG: 0.612	FC3-6 1-2f		1-2 BB			F7		L4			HR	4	1	1	1	1	0	3
Jose Guillen, R (1, 9) OBP: 0.289, SLG: 0.431	P4		K			F9		P6			11 L9 SH2-4 E 1B	5	1	1	0	0	1	5
Daryle Ward, L (1, 7) OBP: 0.414, SLG: 0.667		K		P5		L9			G4-3 SF9 1B		SH2-4 1-2	4	0	1	0	0	1	0
Damian Jackson, R (9, PR) OBP: 0.250, SLG: 0.407												0	1	0	0	0	0	0
(9, 6)																		
11 Ryan Zimmerman, R (1, 5) OBP: 0.327, SLG: 0.415		1B		L7			K		G4-3 1-3		L9 2-3	5	0	1	0	0	1	2
Matthew LeCroy, R (1, 2) OBP: 0.341, SLG: 0.459		K		G1-3			G1-6-3		SF9 3-H		E5 1B 3-H	4	1	1	2	0	1	1
Royce Clayton, R (1, 6) OBP: 0.307, SLG: 0.310		K			SH1-4 1B		L8		F8			3	0	1	0	0	1	1
Alfonso Soriano, R (9, PH) OBP: 0.318, SLG: 0.514												1	0	0	0	0	0	1
32 Chad Cordero, R (9, 1)												0	0	0	0	0	0	0
Livan Hernandez, R (11, PH) OBP: 0.300, SLG: 0.600												1	0	1	1	0	0	0
Jon Rauch, R (11, 1)												0	0	0	0	0	0	0
Felix Rodriguez, R (11, 1)												0	0	0	0	0	0	0
Joey Eischen, L (11, 1)												0	0	0	0	0	0	0
Zach Day, R (1, 1)			K								SH1-4 1-2	1	0	0	0	0	1	0
Marlon Anderson, L (8, PH) OBP: 0.270, SLG: 0.188								F8		G6-3	1-2 1B	1	0	0	0	0	0	0
Gary Majewski, R (8, 1)												0	0	0	0	0	0	0
Ryan Church, L (9, 7) OBP: 0.390, SLG: 0.604												2	0	1	0	0	0	0
Inning Stats	R: 0 E: 0 K: 1 S: 10 H: 1 LOB: 1 BB: 0 P: 14	R: 0 E: 0 K: 3 S: 10 H: 1 LOB: 1 BB: 0 P: 16	R: 0 E: 0 K: 3 S: 19 H: 1 LOB: 2 BB: 1 P: 29	R: 0 E: 0 K: 0 S: 4 H: 0 LOB: 0 BB: 0 P: 5	R: 0 E: 0 K: 0 S: 7 H: 1 LOB: 1 BB: 0 P: 10	R: 0 E: 0 K: 0 S: 9 H: 0 LOB: 0 BB: 0 P: 15	R: 0 E: 0 K: 1 S: 8 H: 0 LOB: 0 BB: 0 P: 13	R: 0 E: 0 K: 0 S: 10 H: 2 LOB: 2 BB: 0 P: 15	R: 1 E: 0 K: 0 S: 9 H: 1 LOB: 1 BB: 0 P: 14	R: 0 E: 0 K: 1 S: 7 H: 0 LOB: 0 BB: 0 P: 13	R: 3 E: 1 K: 1 S: 18 H: 5 LOB: 2 BB: 0 P: 24	1B: 11 2B: 0 3B: 0 HR: 1 SF: 1 SAC: 2 DP: 0 HBP: 0						

PITCHER		IP	WLS	BF	H	R	ER	SO	BB	IBB	HBP	BLK	WP	HR	S	P	ERA	WHIP
61 Bronson Arroyo, R ERA: 2.03	(1, 1)	8.0		31	6	0	0	8	1	0	0	0	0	0	77	117	0.00	0.875
25 David Weathers, R ERA: 3.86	(9, 1)	1.0	B	4	1	1	1	0	0	0	0	0	0	0	9	14	9.00	1.000
56 Todd Coffey, R ERA: 0.86	(10, 1)	1.0		3	0	0	0	1	0	0	0	0	0	0	7	13	0.00	0.000
Rick White, R ERA: 6.46	(11, 1)	0.2		6	4	3	3	0	0	0	0	0	0	1	12	16	40.50	6.000
37 Brian Shackelford, L ERA: 1.59	(11, 1)	0.1	W	2	1	0	0	1	0	0	0	0	0	0	6	8	0.00	3.000

PITCHER		IP	WLS	BF	H	R	ER	SO	BB	IBB	HBP	BLK	WP	HR	S	P	ERA	WHIP

Washington Nationals @ Cincinnati Reds
Great American Ball Park, Cincinnati, OH
Thu May 11 2006, 7:10 PM EDT
Att. 15,854 - Cloudy - 57 F

livebaseballscorecards.com

AB	42
R	4
H	12
RBI	4
BB	1
SO	10
LOB	17

BOTTOM

Batter	1	2	3	4	5	6	7	8	9	10	11	AB	R	H	RBI	BB	SO	LOB
Felipe Lopez, S (1, 6) OBP: 0.369, SLG: 0.424	12 1B 1B		G4-3		12 S 12 1B 1B		G6-3		12 DI IBB		12 BB HR 1B 3-H	5	2	3	1	1	0	1
12 Edwin Encarnación, R (1, 5) OBP: 0.390, SLG: 0.530	FC4-6 1B 1-2		G6-3		1-H 1B			G1-3	F7 1-2		HR BB 1-2	5	1	2	1	1	0	2
Ken Griffey Jr., L (1, 8) OBP: 0.333, SLG: 0.595	FC4-6 1-2f		L9		G4-3			2B		K	HR 1-H 2-H	6	1	2	3	0	1	2
Adam Dunn, L (1, 7) OBP: 0.390, SLG: 0.592	F9			L4		G6-3		K		BB		4	0	0	0	0	1	2
25 David Weathers, R (9, 1)												0	0	0	0	0	0	0
56 Todd Coffey, R (10, 1)												0	0	0	0	0	0	0
Quinton McCracken, S (10, PH) OBP: 0.345, SLG: 0.400												0	0	0	1	0	0	0
Rick White, R (11, 1)												0	0	0	0	0	0	0
37 Brian Shackelford, L (11, 1)												0	0	0	0	0	0	0
Austin Kearns, R (1, 9) OBP: 0.395, SLG: 0.557		P6		L8		L7		BB		1 SAFE 1 SAFE K 1-2		4	0	0	0	1	1	1
Scott Hatteberg, L (1, 3) OBP: 0.398, SLG: 0.420		G5-3		1B		G4-3		F8		IBB		4	0	1	0	1	0	2
4 Brandon Phillips, R (1, 4) OBP: 0.333, SLG: 0.469		26 S 1B		F7			61 S 26 S 1B		E5 26 SH1-4	G4-3		5	0	2	0	0	0	3
26 David Ross, R (1, 2) OBP: 0.341, SLG: 0.559	1 SAFE IBB 1-2				F7		L8 1 SAFE 1 SAFE 1-2		SH1-4 2-3		6 1B 1B	2	0	0	0	1	0	1
Ray Olmedo, S (11, PH) OBP: 0.429, SLG: 0.429												1	1	1	0	0	0	0
61 Bronson Arroyo, R (1, 1) OBP: 0.174, SLG: 0.381	K				K		K		F7		1-3 1B	3	0	0	0	0	3	3
6 Ryan Freel, R (9, 7) OBP: 0.366, SLG: 0.287												2	0	1	0	0	0	1
Inning Stats	R: 0 E: 0 K: 0 S: 7 H: 2 LOB: 1 BB: 0 P: 12	R: 0 E: 0 K: 1 S: 10 H: 1 LOB: 2 BB: 1 P: 19	R: 0 E: 0 K: 0 S: 4 H: 0 LOB: 0 BB: 0 P: 7	R: 0 E: 0 K: 0 S: 8 H: 1 LOB: 1 BB: 0 P: 15	R: 1 E: 0 K: 1 S: 9 H: 2 LOB: 1 BB: 0 P: 18	R: 0 E: 0 K: 0 S: 9 H: 0 LOB: 0 BB: 0 P: 15	R: 0 E: 0 K: 1 S: 12 H: 1 LOB: 1 BB: 0 P: 19	R: 0 E: 0 K: 1 S: 11 H: 1 LOB: 2 BB: 1 P: 24	R: 0 E: 1 K: 0 S: 8 H: 0 LOB: 2 BB: 1 P: 17	R: 0 E: 0 K: 2 S: 14 H: 0 LOB: 2 BB: 2 P: 29	R: 4 E: 0 K: 0 S: 21 H: 4 LOB: 0 BB: 1 P: 30	1B: 10 2B: 1 3B: 0 HR: 1 SF: 0 SAC: 1 DP: 0 HBP: 0						

PITCHER		IP	WLS	BF	H	R	ER	SO	BB	IBB	HBP	BLK	WP	HR	S	P	ERA	WHIP
Zach Day, R ERA: 5.85	(1, 1)	7.0		28	7	1	1	3	0	1	0	0	0	0	59	105	1.29	1.000
Gary Majewski, R ERA: 4.12	(8, 1)	1.0		5	1	0	0	1	1	0	0	0	0	0	11	24	0.00	2.000
32 Chad Cordero, R ERA: 2.12	(9, 1)	2.0		10	0	0	0	2	1	2	0	0	0	0	22	46	0.00	0.500
Jon Rauch, R ERA: 1.71	(11, 1)	0.1	H	2	2	1	1	0	0	0	0	0	0	0	9	12	27.00	6.000
Felix Rodriguez, R ERA: 6.52	(11, 1)	0.0		2	1	0	0	0	1	0	0	0	0	0	10	16	∞	∞

PITCHER		IP	WLS	BF	H	R	ER	SO	BB	IBB	HBP	BLK	WP	HR	S	P	ERA	WHIP
Joey Eischen, L ERA: 10.45	(11, 1)	0.0	L	1	1	3	3	0	0	0	0	0	0	1	2	2	∞	∞

Washington Nationals @ Cincinnati Reds
Great American Ball Park, Cincinnati, OH
Thu May 11 2006, 7:10 PM EDT
Att. 15,854 - Cloudy - 57 F

livebaseballscorecards.com

AB	41
R	5
H	12
RBI	5
BB	6
SO	6
LOB	18

TOP

Batter	1	2	3	4	5	6	7	8	9	AB	R	H	RBI	BB	SO	LOB
11 Jimmy Rollins, S (1, 6) OBP: 0.321, SLG: 0.414	X 0-0 ① P5		B C X 1-1 ② G4-3		C X 0-1 ② P6		B X 1-0 E3 (26 1B)	B B X 2-0 ② FC6-4 1-2f 2-3	X 0-0 ③ G6-3	6	1	0	0	0	0	4
26 Chase Utley, L (1, 4) OBP: 0.384, SLG: 0.577	C F B S 1-3 ② K2-3		C B B X 2-1 ③ F8		B C C B B B 4-2 BB		C B S D X 2-2 G4-6-3 2-H 1B	B S B B X 3-1 ③ F8		4	0	1	1	1	1	2
Bobby Abreu, L (1, 9) OBP: 0.437, SLG: 0.459	B C B F B B 4-2 BB			C B F B B X 3-2 ① G4-3	B B 1 SAFE C B F F C 3-3 ③ K		C X 0-1 ① ② G4-6-3 1-2f		B B B B 4-0 6 F8 8 WP BB BB	3	1	0	0	2	1	2
Pat Burrell, R (1, 7) OBP: 0.415, SLG: 0.604 29 Chris Roberson, S (9, PR) (9, 7)	X 0-0 ③ F9			C B X 1-1 6 HR 1B		F B C H 2-2 BB 8 1B HBP	B B C X 2-1 1B		C D B C B F F D 1 SAFE 4-2 8 WP 1-2 8 HR BB	3 0	1 1	2 0	0 0	1 0	0 0	1 0
6 Ryan Howard, L (1, 3) OBP: 0.355, SLG: 0.561		B X 1-0 ① G3		C X 0-1 1-H HR		F B S C 1-3 ① K	C S S 0-3 ③ K		X 0-0 ① F8 2-3	5	1	1	2	0	2	4
8 Shane Victorino, S (1, 8) OBP: 0.486, SLG: 0.697		C B X 1-1 1B 1B		C X 0-1 G4-3 2B		C X 0-1 BB 1-2 1B		F B F F F E H 2-2 1B 51 SF9 HBP	B X 1-0 1-H 3-H HR	4	2	4	2	0	0	0
David Bell, R (1, 5) OBP: 0.322, SLG: 0.421	1 SAFE F B C F X 1-2 51 G5-4-3 1-2 1B			B X 1-0 ② G4-3 2-3		C B B B B 4-1 1-2 2-3 BB		B 1 SAFE B X 2-0 11 FC6-4 1-3 1B	B B C B B 4-1 51 1B 21 BLK BB	3	1	2	0	2	0	1
51 Carlos Ruiz, R (1, 2) OBP: 0.125, SLG: 0.133	C B B X 2-1 ② ③ G5-4-3 1-2f			X 0-0 ③ L5		C D C S 1-3 ② K		B D X 2-0 ① SF9 3-H	X 0-0 21 BLK 1-3 1B	4	0	1	1	0	1	6
35 Cole Hamels, L (1, 1) Abraham Nunez, S (8, PH) 63 Ryan Madson, L (8, 1) Ryan Franklin, R (7, 1) David Dellucci, L (8, PH) Alex Gonzalez, R (8, PH) Arthur Rhodes, L (8, 1) 21 Jon Lieber, L (9, PH) Julio Santana, R (9, 1) 45 Tom Gordon, R (9, 1)			C F F S 0-3 ① K		C S B S 1-3 ① K	B C C S 1-3 ③ K		X 0-0 11 FC6-4 1-2 1B	B C F C 1-3 ② K 3-H	2 1 0 0 0 0 0 1 0 0	0 0 0 0 0 0 1 0 0 0	0 0 0 0 0 0 0 0 1 0	0 0 0 0 0 0 0 0 0 0	0 0 0 0 0 0 0 0 1 0	2 1 0 0 0 0 0 0 0 0	0 3 0 0 0 0 0 0 1 0
Inning Stats	R: 0 E: 0 K: 1 S: 7 — H: 0 LOB: 1 BB: 1 P: 12	R: 0 E: 0 K: 0 S: 9 — H: 2 LOB: 1 BB: 0 P: 14	R: 0 E: 0 K: 1 S: 8 — H: 0 LOB: 0 BB: 0 P: 11	R: 2 E: 0 K: 0 S: 11 — H: 3 LOB: 1 BB: 0 P: 16	R: 0 E: 0 K: 2 S: 11 — H: 0 LOB: 1 BB: 1 P: 19	R: 0 E: 0 K: 3 S: 14 — H: 1 LOB: 3 BB: 1 P: 23	R: 1 E: 1 K: 1 S: 11 — H: 2 LOB: 1 BB: 0 P: 16	R: 1 E: 0 K: 0 S: 11 — H: 2 LOB: 2 BB: 0 P: 22	R: 4 E: 0 K: 1 S: 12 — H: 2 LOB: 2 BB: 3 P: 26	1B: 9 2B: 1 3B: 0 HR: 2 — SF: 1 SAC: 0 DP: 2 HBP: 2						

PITCHER		IP	WLS	BF	H	R	ER	SO	BB	IBB	HBP	BLK	WP	HR	S	P	ERA	WHIP
54 Elizardo Ramirez, R ERA: 3.13	(1, 1)	6.0	L	29	7	3	2	7	3	0	1	0	0	1	64	102	3.00	1.667
Chris Hammond, L ERA: 8.38	(7, 1)	1.0		3	1	0	0	1	0	0	0	0	0	0	7	9	0.00	1.000
31 Matt Belisle, R ERA: 4.61	(8, 1)	0.1		3	1	1	1	0	0	0	1	0	0	0	7	13	27.00	3.000
37 Brian Shackelford, L ERA: 6.75	(8, 1)	1.0		8	2	4	4	0	3	0	0	0	1	1	11	29	36.00	5.000
Rick White, R ERA: 6.19	(9, 1)	0.2		3	1	0	0	1	0	0	0	1	0	0	5	6	0.00	1.500

Philadelphia Phillies @ Cincinnati Reds
Great American Ball Park, Cincinnati, OH
Fri May 12 2006, 7:10 PM EDT
Att. 21,705 - Cloudy - 50 F

livebaseballscorecards.com

AB	37
R	8
H	12
RBI	6
BB	6
SO	9
LOB	24

BOTTOM

Batter	1	2	3	4	5	6	7	8	9	AB	R	H	RBI	BB	SO	LOB
6 Ryan Freel, R (1, 7) OBP: 0.358, SLG: 0.279 Quinton McCracken, S (6, 7) OBP: 0.323, SLG: 0.370	B B C C X 2-2 ① G6-3		X 0-0 ① G4-3		B F S B B X 2-2 ② G3		C B T X 1-2 ② G3		B B B C C X 3-2 E5 G4-3 BB 1-2 2-3	3 2	0 0	0 0	0 0	0 0	0 0	0 2
Felipe Lopez, S (1, 6) OBP: 0.376, SLG: 0.432	B F C B F F F S 2-3 ② K		B X 1-0 ② F9		C B B B X 3-1 2B		C F X 0-2 1B		B B C B C F B 4-2 G4-3 1-2 2-3 3-H BB	4	0	2	1	1	1	0
Ken Griffey Jr., L (1, 8) OBP: 0.319, SLG: 0.537	S F C 0-3 ③ K		B B B B 4-0 BB		S F F F S 0-3 ③ K		F 1 SAFE X 0-1 F8		X 0-0 ② G4-3 1-2 2-3 3-H	4	0	0	1	1	2	4
Austin Kearns, R (1, 9) OBP: 0.388, SLG: 0.566		X 0-0 ① F7	C B D X 2-1 ③ P6			B B X 2-0 HR		B B C S X 2-2 ① P4	C S B F S 1-3 ③ K	5	1	1	1	0	1	3
Adam Dunn, L (1, 3) OBP: 0.386, SLG: 0.577		B B B B 4-0 12 G6-3 12 S BB		B F B B X 3-1 ① F7		B B F T S 2-3 ① K		B B C F C 2-3 ② K		3	0	0	0	1	2	0
12 Edwin Encarnación, R (1, 5) OBP: 0.393, SLG: 0.550		C D B F F X 2-2 ② G6-3 1-3		B B B C B 4-1 BB		S X 0-1 HR	C F C 0-3 ③ K			3	1	1	1	1	1	1
4 Brandon Phillips, R (1, 4) OBP: 0.339, SLG: 0.460		B B B B 4-0 BB		B C S B F F S 2-3 ② K		B X 1-0 ② L4			B B B B 4-0 E BB BB BB	2	1	0	0	2	1	1
Javier Valentin, S (1, 2) OBP: 0.308, SLG: 0.350		B C F 1 SAFE B B B 4-2 1-2 BB		C B B C F S 2-3 ③ K		X 0-0 ③ F7			C S X 0-2 ① F9	3	0	0	0	1	1	2
54 Elizardo Ramirez, S (1, 1) OBP: 0.143, SLG: 0.143 Chris Hammond, L (7, 1) Ray Olmedo, S (7, PH) OBP: 0.375, SLG: 0.375 31 Matt Belisle, R (8, 1) 37 Brian Shackelford, L (8, 1) Rick White, R (9, 1) Scott Hatteberg, L (9, PH) OBP: 0.404, SLG: 0.420		C C S 0-3 ③ K			C F S 0-3 ① K		C F X 0-2 ① G6-3		B B B C C F B 4-2 BB E 1-2 G4-3 BB	2 0 1 0 0 0 0 0 0	0 0 0 0 0 0 0 1 0	0 0 0 0 0 0 0 0 0	0 0 0 0 0 0 0 1 0	0 0 0 0 0 0 0 0 0	2 0 0 0 0 0 0 1 0	3 0 0 0 0 0 0 0 0
Inning Stats	R: 0 E: 0 K: 2 S: 12 — H: 0 LOB: 0 BB: 0 P: 16	R: 0 E: 0 K: 1 S: 10 — H: 0 LOB: 3 BB: 3 P: 24	R: 0 E: 0 K: 0 S: 4 — H: 0 LOB: 1 BB: 1 P: 11	R: 0 E: 0 K: 2 S: 12 — H: 0 LOB: 1 BB: 1 P: 23	R: 0 E: 0 K: 2 S: 13 — H: 1 LOB: 1 BB: 0 P: 18	R: 2 E: 0 K: 1 S: 8 — H: 2 LOB: 0 BB: 0 P: 13	R: 0 E: 0 K: 0 S: 11 — H: 1 LOB: 1 BB: 0 P: 12	R: 0 E: 0 K: 2 S: 9 — H: 0 LOB: 0 BB: 0 P: 13	R: 2 E: 1 K: 1 S: 17 — H: 0 LOB: 2 BB: 3 P: 33	1B: 1 2B: 1 3B: 0 HR: 2 — SF: 0 SAC: 0 DP: 2 HBP: 0						

PITCHER		IP	WLS	BF	H	R	ER	SO	BB	IBB	HBP	BLK	WP	HR	S	P	ERA	WHIP
35 Cole Hamels, L ERA:	(1, 1)	5.0		21	1	0	0	7	5	0	0	0	0	0	51	92	0.00	1.200
63 Ryan Madson, R ERA: 7.18	(6, 1)	1.0	W	5	2	2	2	1	0	0	0	0	0	2	8	13	18.00	2.000
Ryan Franklin, R ERA: 4.15	(7, 1)	1.0	H	4	1	0	0	0	0	0	0	0	0	0	11	12	0.00	1.000
Arthur Rhodes, L ERA: 3.86	(8, 1)	1.0	H	3	0	0	0	2	0	0	0	0	0	0	9	13	0.00	0.000
Julio Santana, R ERA: 7.56	(9, 1)	0.1		5	0	2	0	0	3	0	0	0	0	0	12	27	0.00	9.000

PITCHER		IP	WLS	BF	H	R	ER	SO	BB	IBB	HBP	BLK	WP	HR	S	P	ERA	WHIP
45 Tom Gordon, R ERA: 1.65	(9, 1)	0.2	S	2	0	0	0	1	0	0	0	0	0	0	5	6	0.00	0.000

WP: 1	PA: 46
PB: 0	
SB: 1	
CS: 0	

Philadelphia Phillies @ Cincinnati Reds

Great American Ball Park, Cincinnati, OH

Sat May 13 2006, 6:10 PM EDT

Att. 32,624 - Drizzle - 54 F

livebaseballscorecards.com

TOP

Batter	1	2	3	4	5	6	7	8	9	AB	R	H	RBI	BB	SO	LOB
11 Jimmy Rollins, S (1, 6) OBP: 0.313, SLG: 0.403	G5-3		K			G1-3		F8		4	0	0	0	0	1	1
8 Shane Victorino, S (1, 8) OBP: 0.463, SLG: 0.649	WP, 1B			P2		F7		L8		4	0	1	0	0	0	1
26 Chase Utley, L (1, 4) OBP: 0.380, SLG: 0.564	K			F8			F9		1B, S, WP, HBP	3	1	0	0	0	1	1
Pat Burrell, R (1, 7) OBP: 0.410, SLG: 0.591 David Dellucci, L (9, 7) OBP: 0.303, SLG: 0.393	SAFE SAFE 1-2			F8			P2		6, FC4-6, 1-3, 1B	4 0	0 0	1 0	0 0	0 0	0 0	1 0
6 Ryan Howard, L (1, 3) OBP: 0.345, SLG: 0.543		K			K		E8, 2B		FC4-6, FC1-5, WP, 1-2f	4	1	0	0	0	2	2
David Bell, R (1, 5) OBP: 0.319, SLG: 0.423		G6-3			F8		2B, 2-H		FC1-5, 1B, 1-3, 3-H	4	0	1	1	0	0	1
Sal Fasano, R (1, 2) OBP: 0.306, SLG: 0.378		F9			1B		G6-3		29, FC6-4, 1-2, 1B	4	0	2	0	0	0	1
29 Chris Roberson, S (1, 9) OBP: 0.250, SLG: 0.250			G1-3		B2			21, SH1-4, 1B	FC6-4, 1-2f	4	0	1	0	0	0	3
21 Jon Lieber, L (1, 1) 45 Tom Gordon, R (9, 1)			P3			K		SH1-4, 1-2		2 0	0 0	0 0	0 0	0 0	1 0	0 0
Inning Stats	R: 0, E: 0, K: 0, S: 16, H: 1, LOB: 1, BB: 0, P: 22	R: 0, E: 0, K: 1, S: 7, H: 0, LOB: 0, BB: 0, P: 11	R: 0, E: 0, K: 1, S: 8, H: 0, LOB: 0, BB: 0, P: 14	R: 0, E: 0, K: 0, S: 8, H: 0, LOB: 0, BB: 0, P: 10	R: 0, E: 0, K: 1, S: 9, H: 1, LOB: 1, BB: 0, P: 13	R: 0, E: 0, K: 1, S: 6, H: 0, LOB: 0, BB: 0, P: 8	R: 1, E: 1, K: 0, S: 7, H: 1, LOB: 1, BB: 0, P: 14	R: 0, E: 0, K: 0, S: 8, H: 1, LOB: 1, BB: 0, P: 13	R: 1, E: 0, K: 0, S: 16, H: 2, LOB: 2, BB: 0, P: 26	1B: 5, 2B: 1, 3B: 0, HR: 0, SF: 0, SAC: 1, DP: 0, HBP: 1						WP: 2, PB: 0, SB: 1, CS: 0, PA: 35	

PITCHER		IP	WLS	BF	H	R	ER	SO	BB	IBB	HBP	BLK	WP	HR	S	P	ERA	WHIP
Dave Williams, L ERA: 6.32	(1, 1)	8.1	L	32	5	2	1	5	0	0	1	0	1	0	77	119	1.08	0.600
56 Todd Coffey, R ERA: 0.83	(9, 1)	0.2		3	1	0	0	0	0	0	0	0	1	0	8	12	0.00	1.500

BOTTOM

Batter	1	2	3	4	5	6	7	8	9	AB	R	H	RBI	BB	SO	LOB
Quinton McCracken, S (1, 8) OBP: 0.294, SLG: 0.333 Ken Griffey Jr., L (9, PH) OBP: 0.333, SLG: 0.548	G6-3			F8			F9		1B, 1B	3 1	0 0	0 1	0 0	0 0	0 0	0 0
Felipe Lopez, S (1, 6) OBP: 0.373, SLG: 0.428	G6-3			F7			P5		1-3, 1B	4	0	1	0	0	0	0
Adam Dunn, L (1, 7) OBP: 0.383, SLG: 0.567	G4-3			K			1B		K	4	0	1	0	0	2	2
Austin Kearns, R (1, 9) OBP: 0.381, SLG: 0.554		K			G6-3		F9			3	0	0	0	0	1	1
Scott Hatteberg, L (1, 3) OBP: 0.393, SLG: 0.407		P6			F8			G3		3	0	0	0	0	0	0
12 Edwin Encarnación, R (1, 5) OBP: 0.385, SLG: 0.537		G6-3			K			G6-3		3	0	0	0	0	1	0
4 Brandon Phillips, R (1, 4) OBP: 0.330, SLG: 0.447			P4			G6-3		G3-1		3	0	0	0	0	0	0
Jason LaRue, R (1, 2) OBP: 0.313, SLG: 0.293			F7			K			K	3	0	0	0	0	2	0
Dave Williams, L (1, 1) OBP: 0.167, SLG: 0.091 56 Todd Coffey, R (9, 1) Javier Valentin, S (9, PH) OBP: 0.303, SLG: 0.344			K			G6-3			G4-3	2 0 1	0 0 0	0 0 0	0 0 0	0 0 0	1 0 0	0 0 0
Inning Stats	R: 0, E: 0, K: 0, S: 8, H: 0, LOB: 0, BB: 0, P: 11	R: 0, E: 0, K: 1, S: 7, H: 0, LOB: 0, BB: 0, P: 9	R: 0, E: 0, K: 1, S: 12, H: 0, LOB: 0, BB: 0, P: 17	R: 0, E: 0, K: 1, S: 12, H: 0, LOB: 0, BB: 0, P: 14	R: 0, E: 0, K: 1, S: 8, H: 0, LOB: 0, BB: 0, P: 11	R: 0, E: 0, K: 1, S: 10, H: 0, LOB: 0, BB: 0, P: 13	R: 0, E: 0, K: 0, S: 10, H: 1, LOB: 1, BB: 0, P: 14	R: 0, E: 0, K: 0, S: 7, H: 0, LOB: 0, BB: 0, P: 9	R: 0, E: 0, K: 2, S: 15, H: 2, LOB: 2, BB: 0, P: 22	1B: 3, 2B: 0, 3B: 0, HR: 0, SF: 0, SAC: 1, DP: 0, HBP: 0						WP: 0, PB: 0, SB: 0, CS: 0, PA: 30	

PITCHER		IP	WLS	BF	H	R	ER	SO	BB	IBB	HBP	BLK	WP	HR	S	P	ERA	WHIP
21 Jon Lieber, R ERA: 5.5	(1, 1)	8.2	W	28	2	0	0	6	0	0	0	0	0	0	83	110	0.00	0.231
45 Tom Gordon, R ERA: 1.62	(9, 1)	0.1	S	2	1	0	0	1	0	0	0	0	0	0	6	10	0.00	3.000

TOP

Batter	1	2	3	4	5	6	7	8	9	10	11	12	AB	R	H	RBI	BB	SO	LOB
11 Jimmy Rollins, S (1, 6) OBP: 0.313, SLG: 0.396	P4		K			F7		1B		BB 8 FC6-4 1-2 2-3		G6-3	5	0	1	0	1	1	1
8 Shane Victorino, S (1, 8) OBP: 0.447, SLG: 0.628	P5			2B		P4		L8		FC6-4 1-2f		1B	6	0	2	0	0	0	4
26 Chase Utley, L (1, 4) OBP: 0.372, SLG: 0.547	K			F8			F9		CS 1B		F8	G3	6	0	1	0	0	1	2
Pat Burrell, R (1, 7) OBP: 0.403, SLG: 0.571		P4		K			BB		1 SAFE 1 SAFE K 1-2		K		4	0	0	0	1	3	2
David Bell, R (1, 5) OBP: 0.306, SLG: 0.405		P3		F8			1 SAFE 1 SAFE K		G4-3		E5 BB		5	0	0	0	0	1	2
Alex Gonzalez, R (1, 3) OBP: 0.161, SLG: 0.103		K	G6-3				K			1B 11 BB 51 SH1-4			3	0	0	0	0	2	1
Rheal Cormier, L (8, 1)													0	0	0	0	0	0	0
Ryan Franklin, R (9, 1)													0	0	0	0	0	0	0
David Dellucci, L (10, PH) OBP: 0.343, SLG: 0.414 (10, 9)											BB		1	0	1	0	1	0	0
51 Carlos Ruiz, R (1, 2) OBP: 0.100, SLG: 0.105			F9		G5-3			G5-3		SH1-4 1-2	G5-3		4	0	0	0	0	0	2
45 Tom Gordon, R (12, 1)													0	0	0	0	0	0	0
29 Chris Roberson, S (1, 9) OBP: 0.143, SLG: 0.143			F7		L5			P4		F9		K	3	0	0	0	0	0	0
Abraham Nunez, S (10, PH) OBP: 0.238, SLG: 0.244													1	0	0	0	0	0	1
Arthur Rhodes, L (10, 1)													0	0	0	0	0	0	0
Geoff Geary, R (11, 1)													0	0	0	0	0	0	0
Sal Fasano, R (12, PH) OBP: 0.300, SLG: 0.370 (12, 2)													1	0	0	0	0	1	0
39 Brett Myers, R (1, 1) OBP: 0.056, SLG: 0.056			1B			K		HR		IBB 11 BB		HR	2	0	1	0	0	1	0
6 Ryan Howard, L (8, PH) OBP: 0.359, SLG: 0.597 (8, 3)													2	2	2	2	1	0	0

Inning Stats								
	R: 0 E: 0 K: 1 S: 6	H: 0 LOB: 0 BB: 0 P: 10	R: 0 E: 0 K: 1 S: 9	H: 0 LOB: 0 BB: 0 P: 15	R: 0 E: 0 K: 1 S: 11	H: 1 LOB: 1 BB: 0 P: 15	R: 0 E: 0 K: 1 S: 9	H: 1 LOB: 1 BB: 0 P: 12
	R: 0 E: 0 K: 1 S: 8	H: 0 LOB: 0 BB: 0 P: 9	R: 0 E: 0 K: 1 S: 6	H: 0 LOB: 0 BB: 0 P: 8	R: 0 E: 0 K: 2 S: 13	H: 0 LOB: 1 BB: 1 P: 19	R: 1 E: 0 K: 0 S: 17	H: 2 LOB: 1 BB: 0 P: 20
	R: 0 E: 0 K: 1 S: 8	H: 1 LOB: 0 BB: 0 P: 11	R: 0 E: 0 K: 1 S: 12	H: 1 LOB: 3 BB: 2 P: 25	R: 0 E: 1 K: 1 S: 15	H: 0 LOB: 2 BB: 1 P: 27	R: 1 E: 0 K: 1 S: 10	H: 2 LOB: 1 BB: 1 P: 14

	1B: 5 2B: 2 3B: 0 HR: 2	SF: 0 SAC: 1 DP: 1 HBP: 0	WP: 0 PB: 0 SB: 0 CS: 1	PA: 48

PITCHER		IP	WLS	BF	H	R	ER	SO	BB	IBB	HBP	BLK	WP	HR	S	P	ERA	WHIP
Brandon Claussen, L ERA: 4.96	(1, 1)	8.0		29	4	1	1	7	1	0	0	0	0	1	79	108	1.12	0.625
56 Todd Coffey, R ERA: 0.79	(9, 1)	1.0		3	1	0	0	1	0	0	0	0	0	0	8	11	0.00	1.000
25 David Weathers, R ERA: 3.44	(10, 1)	2.0		11	1	0	0	1	2	1	0	0	0	0	27	52	0.00	1.500
Chris Hammond, L ERA: 8.44	(12, 1)	1.0	L	5	2	1	1	1	0	0	0	0	0	1	10	14	9.00	2.000

PITCHER		IP	WLS	BF	H	R	ER	SO	BB	IBB	HBP	BLK	WP	HR	S	P	ERA	WHIP

livebaseballscorecards.com

Philadelphia Phillies @ Cincinnati Reds

Great American Ball Park, Cincinnati, OH

Sun May 14 2006, 1:15 PM EDT

Att. 19,676 - Overcast - 49 F

AB	43
R	2
H	8
RBI	2
BB	4
SO	10
LOB	15

BOTTOM

Batter	1	2	3	4	5	6	7	8	9	10	11	12	AB	R	H	RBI	BB	SO	LOB
Felipe Lopez, S (1, 6) OBP: 0.377, SLG: 0.427	L7		1B		P6			12 1B BB		F9		1B	5	0	2	0	1	0	0
12 Edwin Encarnación, R (1, 5) OBP: 0.376, SLG: 0.519 (12, 3)	F8		L7 1 SAFE 1 SAFE		P4			1B		K		F9	6	0	1	0	0	1	2
Ken Griffey Jr., L (1, 8) OBP: 0.315, SLG: 0.489	K		F7			G6-3 BB		F9		G6-3		L3	5	0	0	0	1	1	4
Adam Dunn, L (1, 7) OBP: 0.377, SLG: 0.550		1B BB		F8		G6-3 1-2f		L4			F8		4	0	0	0	1	0	3
Austin Kearns, R (1, 9) OBP: 0.369, SLG: 0.535		F9		G5-3		K			F8		K		5	0	0	0	0	2	1
Scott Hatteberg, L (1, 3) OBP: 0.402, SLG: 0.417		FC6-4 1-3 1B		1B			G4-3		K		4 1B 1B		5	0	3	0	0	1	0
Ray Olmedo, S (11, PR) OBP: 0.375, SLG: 0.375 (12, 5)													0	0	0	0	0	0	0
4 Brandon Phillips, R (1, 4) OBP: 0.333, SLG: 0.444		K		K			L4		BB 1B		1-3 1B		5	0	2	0	0	2	3
Jason LaRue, R (1, 2) OBP: 0.321, SLG: 0.356		FC6-4 1-2f			HR		F8		1 SAFE 1 SAFE 1 SAFE 1 SAFE 1 SAFE BB 1-2		G4-3		4	1	1	1	1	0	4
Brandon Claussen, R (1, 1)			G2-3		K			G6-3	F9			G1-3	2	0	0	0	0	1	0
6 Ryan Freel, R (8, PH) OBP: 0.356, SLG: 0.277													1	0	0	0	0	0	0
56 Todd Coffey, R (9, 1)													0	0	0	0	0	0	0
Javier Valentin, S (9, PH) OBP: 0.299, SLG: 0.339													1	0	0	0	0	2	0
25 David Weathers, R (10, 1)													0	0	0	0	0	0	0
Chris Hammond, L (12, 1)													0	0	0	0	0	0	0
Quinton McCracken, S (12, PH) OBP: 0.286, SLG: 0.323													1	0	0	0	0	0	0

Inning Stats								
	R: 0 E: 0 K: 1 S: 5	H: 0 LOB: 0 BB: 0 P: 7	R: 0 E: 0 K: 1 S: 10	H: 1 LOB: 2 BB: 1 P: 20	R: 0 E: 0 K: 0 S: 11	H: 1 LOB: 1 BB: 0 P: 17	R: 0 E: 0 K: 1 S: 8	H: 1 LOB: 1 BB: 0 P: 10
	R: 1 E: 0 K: 1 S: 10	H: 1 LOB: 0 BB: 0 P: 14	R: 0 E: 0 K: 1 S: 7	H: 0 LOB: 0 BB: 1 P: 16	R: 0 E: 0 K: 0 S: 8	H: 0 LOB: 0 BB: 0 P: 11	R: 0 E: 0 K: 0 S: 9	H: 1 LOB: 2 BB: 1 P: 16
	R: 0 E: 0 K: 1 S: 8	H: 1 LOB: 2 BB: 1 P: 13	R: 0 E: 0 K: 1 S: 8	H: 0 LOB: 0 BB: 0 P: 14	R: 0 E: 0 K: 1 S: 12	H: 2 LOB: 2 BB: 0 P: 17	R: 0 E: 0 K: 0 S: 8	H: 1 LOB: 1 BB: 0 P: 12

	1B: 8 2B: 0 3B: 0 HR: 1	SF: 0 SAC: 0 DP: 1 HBP: 0	WP: 0 PB: 0 SB: 0 CS: 0	PA: 48

PITCHER		IP	WLS	BF	H	R	ER	SO	BB	IBB	HBP	BLK	WP	HR	S	P	ERA	WHIP
39 Brett Myers, R ERA: 2.73	(1, 1)	7.0		26	4	1	1	5	2	0	0	0	0	1	59	95	1.29	0.857
Rheal Cormier, L ERA:	(8, 1)	1.0		5	1	0	0	0	1	0	0	0	0	0	9	16	0.00	2.000
Ryan Franklin, R ERA: 3.93	(9, 1)	1.0		5	1	0	0	1	1	0	0	0	0	0	8	13	0.00	2.000
Arthur Rhodes, L ERA: 3.46	(10, 1)	1.1		4	0	0	0	1	0	0	0	0	0	0	11	18	0.00	0.000
Geoff Geary, R ERA: 3.86	(11, 1)	0.2	W	4	2	0	0	1	0	0	0	0	0	0	9	13	0.00	3.000

PITCHER		IP	WLS	BF	H	R	ER	SO	BB	IBB	HBP	BLK	WP	HR	S	P	ERA	WHIP
45 Tom Gordon, R ERA: 1.53	(12, 1)	1.0	S	4	1	0	0	0	0	0	0	0	0	0	8	12	0.00	1.000

livebaseballscorecards.com

Philadelphia Phillies @ Cincinnati Reds

Great American Ball Park, Cincinnati, OH

Sun May 14 2006, 1:15 PM EDT

Att. 19,676 - Overcast - 49 F

AB	44
R	1
H	9
RBI	1
BB	4
SO	8
LOB	19

Cincinnati Reds @ Pittsburgh Pirates

PNC Park, Pittsburgh, PA

Tue May 16 2006, 7:05 PM EDT

Att. 14,315 - Drizzle - 53 F

livebaseballscorecards.com

TOP

Batter	1	2	3	4	5	6	7	8	9	AB	R	H	RBI	BB	SO	LOB
Felipe Lopez, S (1, 6) OBP: 0.380, SLG: 0.447	3-2 CBFBBX CS 12 1B 1B		0-1 CX G6-4-3 1-2f ②③			0-2 CSX G1-3 ①		1-2 SFBX HR		4	1	2	1	0	0	1
12 Edwin Encarnación, R (1, 5) OBP: 0.373, SLG: 0.511	1-1 CDX 1-2 1B			3-3 CBBBFFC K ①		2-0 BBX G5-3 ②		1-2 CFBX F9 ②		4	0	1	0	0	1	0
Ken Griffey Jr., L (1, 8) OBP: 0.298, SLG: 0.460 Quinton McCracken, S (7, 8) OBP: 0.278, SLG: 0.313	1-3 FCFBS K ①			1-3 CSFBS K ②		1-1 CBX L9 ③		1-1 CBX G3 ③		3 1	0 0	0 0	0 0	0 0	2 0	2 0
Austin Kearns, R (1, 9) OBP: 0.366, SLG: 0.524	2 SAFE CBFS 1-3 K ②③ 2-3			4-1 BBBBCB BB			X 0-0 G1-3 ①		CBX 1-1 F9 ①	3	0	0	0	1	1	2
Adam Dunn, L (1, 7) OBP: 0.374, SLG: 0.541		BX 1-0 L7 ①		0-3 SFC K ③			CBSFBFX 2-2 P5 ②		X 0-0 1B ①	4	0	1	0	0	1	1
Jason LaRue, R (1, 2) OBP: 0.298, SLG: 0.327		CBBBX 2-1 G6-3 ②			SBCDBC 3-3 K ①		CBBBX 2-1 G1-3 ③		CCCBS 1-3 K ②	4	0	0	0	0	2	1
Scott Hatteberg, L (1, 3) OBP: 0.405, SLG: 0.424		CBCCC 1-3 K ③			X 0-0 2B ①			CCBBH 3-2 4 FC5-4 HBP ①	BCFC 1-3 K ③	3	0	1	0	0	2	1
4 Brandon Phillips, R (1, 4) OBP: 0.325, SLG: 0.432		CFC 0-3 K ①			BBFX 2-1 G1-3 ②			SBX 1-1 FC5-4 1-2f 26 HR ①		3	1	0	0	0	1	2
39 Aaron Harang, R (1, 1) OBP: 0.217, SLG: 0.217 31 Matt Belisle, R (5, 1) Mike Burns, R (7, 1) 26 David Ross, R (8, PH) OBP: 0.357, SLG: 0.657 37 Brian Shackelford, L (8, 1)		X 0-0 G6-4-3 1B			X 0-0 G4-3 ③			BBBBCFFFFF 3-2 X 1-H HR		2 0 0 1 0	0 0 0 1 0	1 0 0 1 0	0 0 0 1 0	0 0 0 2 0	0 0 0 0 0	1 0 0 0 0
Inning Stats	R: 0 E: 0 K: 2 S: 12 H: 2 LOB: 1 BB: 0 P: 18	R: 0 E: 0 K: 1 S: 6 H: 0 LOB: 0 BB: 0 P: 10	R: 0 E: 0 K: 1 S: 6 H: 1 LOB: 0 BB: 0 P: 6	R: 0 E: 0 K: 3 S: 12 H: 0 LOB: 1 BB: 1 P: 20	R: 0 E: 0 K: 1 S: 7 H: 1 LOB: 1 BB: 0 P: 12	R: 0 E: 0 K: 0 S: 6 H: 0 LOB: 0 BB: 0 P: 9	R: 0 E: 0 K: 0 S: 8 H: 0 LOB: 0 BB: 0 P: 12	R: 3 E: 0 K: 0 S: 19 H: 2 LOB: 0 BB: 0 P: 29	R: 0 E: 0 K: 2 S: 9 H: 1 LOB: 1 BB: 0 P: 12	1B: 4 2B: 1 3B: 0 HR: 2	SF: 0 SAC: 0 DP: 1 HBP: 1						

WP: 0 PB: 0 SB: 0 CS: 1 PA: 34

PITCHER	IP	WLS	BF	H	R	ER	SO	BB	IBB	HBP	BLK	WP	HR	S	P	ERA	WHIP
28 Paul Maholm, L (1, 1) ERA: 4.63	7.1	W	27	5	2	2	8	1	0	1	0	0	1	68	105	2.46	0.818
16 Salomon Torres, R (8, 1) ERA: 5.11	0.2		3	1	1	1	0	0	0	0	0	0	1	8	11	13.50	1.500
Damaso Marte, L (9, 1) ERA: 2.31	1.0		4	1	0	0	2	0	0	0	0	0	0	9	12	0.00	1.000

AB	32
R	3
H	7
RBI	3
BB	1
SO	10
LOB	11

BOTTOM

Batter	1	2	3	4	5	6	7	8	9	AB	R	H	RBI	BB	SO	LOB
José Bautista, R (1, 5) OBP: 0.471, SLG: 0.630	3-2 CBBFBX 13 S 1B		0-2 CSX 1-2 2-3 2B 1B		4-1 BBBFBB 12 BB 13 BB 2B BB	4-1 BBBCB 1-2 BB	B X 1-0 G4-3 ③			3	2	2	0	2	0	3
13 Nate McLouth, L (1, 8) OBP: 0.304, SLG: 0.293	2-3 CFBBS K ① 1-2		2-3 CBFBS K ①		4-2 FBBBFB 12 BB 2B 1-2 BB	2-2 BBFFFX F9 ① 2-3		2-2 BBSCX G6-3 ①		4	1	0	0	1	2	6
12 Freddy Sanchez, R (1, 6) OBP: 0.358, SLG: 0.505	1-2 CBSX L7 ②		BX 1-0 SF7 ② 3-H		4-2 CDSBBFB 2B 1-2 2-3 BB	X 0-0 L9 ②		X 0-0 BB 1B 1B		3	2	1	1	1	0	3
Jason Bay, R (1, 7) OBP: 0.418, SLG: 0.455	2-1 BFBX L6 ③		CBX 1-1 1-H 2-H 2B 2B		0-0 X P3 ①	C X 0-1 F8 ③		BBFBB 1B 26 1B 1-2 BB		4	2	1	2	1	0	6
Jeromy Burnitz, L (1, 9) OBP: 0.248, SLG: 0.364		FFBS 1-3 K ①	BX 1-0 2-H 2B		BFFBFFX 2-2 1-H 2-H 3-H 2B		X 0-0 1B 1B 1B ②	SBFFS 1-3 K ②		5	0	3	4	0	2	2
Craig Wilson, R (1, 3) OBP: 0.357, SLG: 0.544		SBBSS 2-3 K ②	BDSSBC 3-3 K ③		FX 0-1 F8 ②		FDX 1-1 1B 1-2 1B	SBX 1-1 26 1B 1-2 2-H 1B		5	0	2	1	0	2	2
26 Ronny Paulino, R (1, 2) OBP: 0.342, SLG: 0.366		CCBT 1-2 K ③		FSS 0-3 K ①	CFDDFBFB 4-2 BB		CCDC 1-3 K ①	FX 0-1 FC5-4 1-3 2-H 1B		4	0	1	1	1	3	2
Jose Castillo, R (1, 4) OBP: 0.314, SLG: 0.325			BCSBX 2-2 1B 28 E 12 SF7 1B	BCBBCTFX 3-2 G6-3 ②	BX 1-0 F9 ③		SX 0-1 1-2 2-3 1B	BX 1-0 FC5-4 1-2f ③		5	1	2	0	0	0	4
28 Paul Maholm, L (1, 1) OBP: 0.063, SLG: 0.063 16 Salomon Torres, R (8, 1) Damaso Marte, L (9, 1)			BX 1-0 FC1 1B 1-2 2B	SBSBC 2-3 K ③		BCX 1-1 13 F9 BB 1B	CBBFC 2-3 K ②			4 0 0	1 0 0	1 0 0	0 0 0	0 0 0	2 0 0	4 0 0
Inning Stats	R: 0 E: 0 K: 1 S: 11 H: 1 LOB: 1 BB: 0 P: 19	R: 0 E: 0 K: 3 S: 9 H: 0 LOB: 0 BB: 0 P: 13	R: 4 E: 1 K: 2 S: 17 H: 4 LOB: 1 BB: 0 P: 28	R: 0 E: 0 K: 2 S: 11 H: 0 LOB: 0 BB: 0 P: 16	R: 3 E: 0 K: 0 S: 19 H: 1 LOB: 2 BB: 4 P: 38	R: 0 E: 0 K: 0 S: 10 H: 1 LOB: 2 BB: 1 P: 17	R: 0 E: 0 K: 2 S: 12 H: 3 LOB: 3 BB: 0 P: 17	R: 2 E: 0 K: 1 S: 14 H: 3 LOB: 2 BB: 1 P: 23		1B: 10 2B: 3 3B: 0 HR: 2	SF: 1 SAC: 0 DP: 1 HBP: 1					

WP: 0 PB: 0 SB: 1 CS: 0 PA: 44

PITCHER	IP	WLS	BF	H	R	ER	SO	BB	IBB	HBP	BLK	WP	HR	S	P	ERA	WHIP
39 Aaron Harang, R (1, 1) ERA: 4.19	4.1	L	23	6	7	3	8	3	0	0	0	0	0	60	102	6.23	2.077
31 Matt Belisle, R (5, 1) ERA: 4.11	1.2		8	1	0	0	0	2	0	0	0	0	0	17	29	0.00	1.800
Mike Burns, R (7, 1) ERA: 6.75	1.0		6	3	0	0	2	0	0	0	0	0	0	12	17	0.00	3.000
37 Brian Shackelford, L (8, 1) ERA: 8.22	1.0		7	3	2	2	1	1	0	0	0	0	0	14	23	18.00	4.000

AB	37
R	9
H	13
RBI	9
BB	6
SO	11
LOB	32

Cincinnati Reds @ Pittsburgh Pirates

PNC Park, Pittsburgh, PA

Wed May 17 2006, 7:05 PM EDT

Att. 14,897 - Partly Cloudy - 62 F

livebaseballscorecards.com

TOP

Batter	1	2	3	4	5	6	7	8	9	AB	R	H	RBI	BB	SO	LOB
6 Ryan Freel, R (1, 7) OBP: 0.371, SLG: 0.287	0-0 1B SF7 1B	2-2 L7			4-2 BB 1B		1-0 E5 HBP 1B		4-1 FC6-4 BB	3	2	2	0	2	0	1
Felipe Lopez, S (1, 6) OBP: 0.380, SLG: 0.442	2-2 BB 1B 1-2 1B	2-3 K2-3			4-1 G6-4-3 1B 1-2 BB		2-1 F7		1-2 FC6-4 1B 1-2f	4	0	1	0	1	1	3
Ken Griffey Jr., L (1, 8) OBP: 0.323, SLG: 0.463	2-2 BB 1-2 2-3 1B		0-1 P4		2-2 G6-4-3 1-2 2-H 1B		1-0 BB E HBP 1-2		0-2 P2	4	0	2	1	0	0	1
Austin Kearns, R (1, 9) OBP: 0.361, SLG: 0.517	0-0 SF7 3-H		1-1 P6		3-2 G6-4-3 1-2f 2-3		E5 BB 1-2 2-3		3-2 1B 1-2	4	0	1	1	0	0	4
Adam Dunn, L (1, 3) OBP: 0.381, SLG: 0.533	4-2 BB 1-2 2-3		K		4-0 BB		4-2 BB 1-2 2-3		0-1 G3	2	0	0	0	3	1	2
12 Edwin Encarnación, R (1, 5) OBP: 0.369, SLG: 0.500 56 Todd Coffey, R (7, 1) Rick White, R (8, 1)	1-1 P4			4-2 BB	1-1 L9		0-3 K			3	0	0	0	1	1	8
										0	0	0	0	0	0	0
										0	0	0	0	0	0	0
4 Brandon Phillips, R (1, 4) OBP: 0.315, SLG: 0.417	0-3 K			2-1 P4		1-1 P4		2-3 K		4	0	0	0	0	2	4
26 David Ross, R (1, 2) OBP: 0.348, SLG: 0.615		0-0 E2 61 FC1-5 1B		1-1 F8		2-2 G5-3		0-0 F7		4	0	1	0	0	0	1
61 Bronson Arroyo, R (1, 1) OBP: 0.154, SLG: 0.333 Ray Olmedo, S (7, 5) OBP: 0.333, SLG: 0.333		0-0 FC1-5 2-3		3-3 K		1-3 K		0-0 G6-3		3	0	0	0	0	2	2
										1	0	0	0	0	0	0
Inning Stats	R: 1 E: 0 K: 1 S: 15 H: 3 LOB: 3 BB: 1 P: 24	R: 0 E: 1 K: 1 S: 8 H: 1 LOB: 1 BB: 0 P: 12	R: 0 E: 0 K: 1 S: 7 H: 0 LOB: 0 BB: 0 P: 10	R: 0 E: 0 K: 1 S: 11 H: 0 LOB: 1 BB: 1 P: 21	R: 1 E: 0 K: 0 S: 14 H: 1 LOB: 2 BB: 3 P: 32	R: 0 E: 0 K: 1 S: 9 H: 0 LOB: 0 BB: 0 P: 13	R: 0 E: 1 K: 1 S: 9 H: 1 LOB: 3 BB: 1 P: 17	R: 0 E: 0 K: 1 S: 5 H: 0 LOB: 0 BB: 0 P: 7	R: 0 E: 0 K: 0 S: 14 H: 1 LOB: 2 BB: 1 P: 22	1B: 7 2B: 0 3B: 0 HR: 0 SF: 1 SAC: 0 DP: 1 HBP: 1							

PITCHER		IP	WLS	BF	H	R	ER	SO	BB	IBB	HBP	BLK	WP	HR	S	P	ERA	WHIP
Oliver Pérez, L ERA: 6.98	(1, 1)	6.0	W	27	5	2	2	5	5	0	0	0	0	0	64	112	3.00	1.667
55 Matt Capps, R ERA: 3.54	(7, 1)	0.1	H	2	1	0	0	0	0	0	0	0	0	0	3	6	0.00	3.000
Damaso Marte, L ERA: 2.25	(7, 1)	0.1	H	3	0	0	0	0	1	0	1	0	0	0	3	8	0.00	3.000
16 Salomon Torres, R ERA: 5.04	(7, 1)	0.1	H	1	0	0	0	1	0	0	0	0	0	0	3	3	0.00	0.000
Roberto Hernandez, R ERA: 2.2	(8, 1)	1.0	H	3	0	0	0	1	0	0	0	0	0	0	5	7	0.00	0.000

PITCHER		IP	WLS	BF	H	R	ER	SO	BB	IBB	HBP	BLK	WP	HR	S	P	ERA	WHIP
Michael Gonzalez, L ERA: 1.76	(9, 1)	1.0		5	1	0	0	0	1	0	0	0	0	0	14	22	0.00	2.000

AB	32
R	2
H	7
RBI	2
BB	7
SO	7
LOB	26

BOTTOM

Batter	1	2	3	4	5	6	7	8	9	AB	R	H	RBI	BB	SO	LOB
José Bautista, R (1, 5) OBP: 0.462, SLG: 0.567	2-2 G4-3	4-0 12 FC4-6 1-2 BB		0-1 P3		2-3 K		4-2 13 1B 12 2B BB		3	1	0	0	2	1	1
13 Nate McLouth, L (1, 8) OBP: 0.309, SLG: 0.333	2-0 HR	2-3 K		3-2 G4-3		2-2 G3		2-1 12 2B 1-2 1B		5	2	2	1	0	1	4
12 Freddy Sanchez, R (1, 6) OBP: 0.369, SLG: 0.529	2-2 G6-3	0-0 FC4-6 1-2f 2-3 3-H		1-1 2B			2-2 BB 1B	1-1 1B 1-H 2-H 2B		5	1	3	3	0	0	2
Jason Bay, R (1, 7) OBP: 0.423, SLG: 0.456	2-1 1B	3-3 K		3-2 G1-4-3			4-2 1-2 BB	0-0 2-H 1B		4	0	2	1	1	1	3
Jeromy Burnitz, L (1, 9) OBP: 0.242, SLG: 0.354	1-0 G4-3		3-2 G3-1		1-2 F9		2-3 K			4	0	0	0	0	1	3
Craig Wilson, R (1, 3) OBP: 0.353, SLG: 0.534		1-2 26 1B 1B 1B 1B	1-1 F8		0-1 F7		1-3 K			4	1	1	0	0	1	2
26 Ronny Paulino, R (1, 2) OBP: 0.350, SLG: 0.387		2-2 1B 1-2 1B 1B	2-2 2B		1-0 F7		3-3 K			4	1	2	0	0	1	2
Jose Castillo, R (1, 4) OBP: 0.326, SLG: 0.333		1-2 1B 12 FC4-6 1-2 2-3 1B		4-0 IBB		2-2 1B		0-1 F9		3	1	2	0	1	0	0
Oliver Pérez, L (1, 1) OBP: 0.188, SLG: 0.188 José Hernández, R (6, PH) OBP: 0.222, SLG: 0.238 55 Matt Capps, R (7, 1) Damaso Marte, L (7, 1) 16 Salomon Torres, R (7, 1) Roberto Hernandez, R (8, 1) 41 Ryan Doumit, S (8, PH) OBP: 0.323, SLG: 0.577 Michael Gonzalez, R (9, 1)		0-0 12 FC4-6 S 1-3 2-H 3-H 1B		0-0 P6		0-3 K		2-3 K		2	0	1	2	0	0	2
										1	0	0	0	0	1	1
										0	0	0	0	0	0	0
										0	0	0	0	0	0	0
										0	0	0	0	0	0	0
										0	0	0	0	0	0	0
										1	0	0	0	0	1	0
										0	0	0	0	0	0	0
Inning Stats	R: 1 E: 0 K: 2 S: 10 H: 2 LOB: 1 BB: 0 P: 19	R: 3 E: 0 K: 2 S: 21 H: 4 LOB: 2 BB: 1 P: 33	R: 0 E: 0 K: 0 S: 10 H: 1 LOB: 2 BB: 1 P: 20	R: 0 E: 0 K: 0 S: 12 H: 1 LOB: 1 BB: 0 P: 19	R: 0 E: 0 K: 0 S: 6 H: 0 LOB: 0 BB: 0 P: 8	R: 0 E: 0 K: 2 S: 13 H: 1 LOB: 1 BB: 1 P: 19	R: 0 E: 0 K: 3 S: 19 H: 1 LOB: 2 BB: 1 P: 31	R: 3 E: 0 K: 1 S: 12 H: 3 LOB: 1 BB: 1 P: 21		1B: 9 2B: 3 3B: 0 HR: 1 SF: 0 SAC: 0 DP: 0 HBP: 0						

PITCHER		IP	WLS	BF	H	R	ER	SO	BB	IBB	HBP	BLK	WP	HR	S	P	ERA	WHIP
61 Bronson Arroyo, R ERA: 2.4	(1, 1)	6.0	L	29	9	4	4	4	1	1	0	0	0	1	72	118	6.00	1.667
56 Todd Coffey, R ERA: 0.76	(7, 1)	1.0		5	1	0	0	3	1	0	0	0	0	0	19	31	0.00	2.000
Rick White, R ERA: 7.41	(8, 1)	1.0		6	3	3	3	1	1	0	0	0	0	0	12	21	27.00	4.000

AB	36
R	7
H	13
RBI	7
BB	4
SO	8
LOB	20

Cincinnati Reds @ Pittsburgh Pirates

PNC Park, Pittsburgh, PA

Thu May 18 2006, 12:35 PM EDT

Att. 18,502 - Partly Cloudy - 61 F

livebaseballscorecards.com

TOP

Batter	1	2	3	4	5	6	7	8	9	AB	R	H	RBI	BB	SO	LOB
Felipe Lopez, S (1, 6) OBP: 0.379, SLG: 0.435	G1-3		K	G3-6-1 1B; 1-2 2-3 3-H		G4-3	1B BB; 1-2 2-3		G5-3	5	0	1	1	1	1	0
Adam Dunn, L (1, 7) OBP: 0.381, SLG: 0.532	K		1B BB	G3-6-1; 1-2f		2B	K		1B	4	0	1	0	1	2	6
25 David Weathers, R (7, 1)										0	0	0	0	0	0	0
26 David Ross, R (9, PH) OBP: 0.362, SLG: 0.625										1	0	1	0	0	0	0
56 Todd Coffey, R (9, 1)										0	0	0	0	0	0	0
Ken Griffey Jr., L (1, 8) OBP: 0.324, SLG: 0.450	K		BB 1B; 1-3		F8	F8	1B; 1-3 2-H 3-H		K	6	0	2	2	0	2	2
Austin Kearns, R (1, 9) OBP: 0.362, SLG: 0.529		K	BB; 1-2		HR	G6-3	G5-3			4	1	1	1	1	1	3
Scott Hatteberg, L (1, 3) OBP: 0.405, SLG: 0.433		HR 1B	G6-3		F8		12 2B 2B	G4-1		5	2	2	0	0	0	3
12 Edwin Encarnación, R (1, 5) OBP: 0.370, SLG: 0.500		P6		F8	1B 6 1B HBP		F8 6 1B 2B; 2-H	K		4	2	1	1	0	1	1
Jason LaRue, R (1, 2) OBP: 0.339, SLG: 0.426		HR; 1-H		BB 6 1B 1B; 1-2f	1B; 1-2		F8; 2-3	1B		5	2	4	2	0	0	1
6 Ryan Freel, R (1, 4) (7, 7) OBP: 0.379, SLG: 0.300	B5-3			1B BB; 1-2	BB; 1-2 2-H		BB BB 1B; 3-H	F8		5	1	3	2	0	0	1
Dave Williams, L (1, 1) OBP: 0.154, SLG: 0.083			K2-3	BB; 1-2 2-3					G6-3	1	0	0	0	0	1	0
Ray Olmedo, S (4, PH) OBP: 0.400, SLG: 0.333										0	0	0	0	1	0	0
54 Elizardo Ramirez, S (4, 1) OBP: 0.143, SLG: 0.143										0	0	0	0	0	0	0
Quinton McCracken, S (5, PH) OBP: 0.270, SLG: 0.303										1	0	0	0	0	1	2
31 Matt Belisle, R (5, 1)										0	0	0	0	0	0	0
Javier Valentin, S (7, PH) OBP: 0.300, SLG: 0.339										0	1	0	0	1	0	0
4 Brandon Phillips, R (7, 4) OBP: 0.312, SLG: 0.414										1	0	0	0	0	0	0
Inning Stats	R: 0 E: 0 K: 2 S: 10 H: 0 LOB: 0 BB: 0 P: 17	R: 2 E: 0 K: 1 S: 10 H: 2 LOB: 0 BB: 0 P: 15	R: 0 E: 0 K: 2 S: 14 H: 1 LOB: 3 BB: 2 P: 28	R: 1 E: 0 K: 0 S: 10 H: 3 LOB: 2 BB: 1 P: 15	R: 2 E: 0 K: 1 S: 18 H: 3 LOB: 2 BB: 0 P: 32	R: 0 E: 0 K: 0 S: 8 H: 1 LOB: 1 BB: 0 P: 10	R: 4 E: 0 K: 1 S: 29 H: 4 LOB: 2 BB: 2 P: 49	R: 0 E: 0 K: 1 S: 12 H: 1 LOB: 1 BB: 0 P: 17	R: 0 E: 0 K: 1 S: 12 H: 1 LOB: 1 BB: 0 P: 17	1B: 11 2B: 3 3B: 0 HR: 2	SF: 0 SAC: 0 DP: 1 HBP: 1	WP: 0 PB: 0 SB: 0 CS: 0	PA: 48				

PITCHER		IP	WLS	BF	H	R	ER	SO	BB	IBB	HBP	BLK	WP	HR	S	P	ERA	WHIP
Victor Santos, R (1, 1) ERA: 5.69	(1, 1)	5.0		27	9	5	5	6	3	0	1	0	0	2	62	107	9.00	2.400
34 John Grabow, L (6, 1) ERA: 5.4	(6, 1)	0.2	H	3	1	0	0	0	0	0	0	0	0	0	6	8	0.00	1.500
55 Matt Capps, R (6, 1) ERA: 4.71	(6, 1)	0.2	L	5	3	3	3	0	0	0	0	0	0	0	15	22	40.50	4.500
Damaso Marte, L (7, 1) ERA: 2.92	(7, 1)	0.1		4	1	1	1	1	2	0	0	0	0	0	13	23	27.00	9.000
16 Salomon Torres, R (7, 1) ERA: 4.78	(7, 1)	1.1		5	1	0	0	1	0	0	0	0	0	0	15	23	0.00	0.750

PITCHER		IP	WLS	BF	H	R	ER	SO	BB	IBB	HBP	BLK	WP	HR	S	P	ERA	WHIP
Roberto Hernandez, R (9, 1) ERA: 2.08	(9, 1)	1.0		4	1	0	0	1	0	0	0	0	0	0	12	17	0.00	1.000

BOTTOM

Batter	1	2	3	4	5	6	7	8	9	AB	R	H	RBI	BB	SO	LOB
José Bautista, R (1, 8) OBP: 0.455, SLG: 0.531	HBP; F9		BB			L9		SF8; 3-H		2	1	0	1	1	0	2
2 Jack Wilson, R (1, 6) OBP: 0.354, SLG: 0.479	1B; FC6-4		G1-3			B3		G4-3		5	1	1	0	0	0	4
12 Freddy Sanchez, R (1, 5) OBP: 0.379, SLG: 0.542	HR; 1-2 2-3	G3 1B		P3		G1-3			G4-3 2B	5	1	3	0	0	0	0
13 Nate McLouth, L (9, PR) OBP: 0.309, SLG: 0.333										0	0	0	0	0	0	0
Jason Bay, R (1, 7) OBP: 0.422, SLG: 0.475	HR; 1-H 2-H 3-H	L9		G6-3			1B		G4-3; 2-3	5	1	2	4	0	0	2
Jeromy Burnitz, L (1, 9) OBP: 0.247, SLG: 0.372	26 2B E BB	G3; 1-2		HR			F8		G3	4	2	1	1	1	0	4
26 Ronny Paulino, R (1, 2) OBP: 0.341, SLG: 0.388	1B 2B; 1-3	L7		F9			P3; 2-H		G4-3	5	1	1	0	0	0	4
José Hernández, R (1, 3) OBP: 0.204, SLG: 0.217	E2 F9 1B; 3-H		G5-3		G6-3		K			4	0	0	1	0	1	2
Jose Castillo, R (1, 4) OBP: 0.338, SLG: 0.361	2 FC6-4 1B; 1-2 2-H		2B		G6-3			41 G4-3 SF8 2B		4	1	3	1	0	0	0
Victor Santos, R (1, 1) OBP: 0.133, SLG: 0.133	K		L9		G5-3			G4-3		2	0	0	0	0	1	3
Mike Edwards, R (5, PH) OBP: 0.250, SLG: 0.250										1	0	0	0	0	0	0
34 John Grabow, L (6, 1)										0	0	0	0	0	0	0
55 Matt Capps, R (6, 1)										0	0	0	0	0	0	0
Damaso Marte, L (7, 1)										0	0	0	0	0	0	0
16 Salomon Torres, R (7, 1)										0	0	0	0	0	0	0
41 Ryan Doumit, S (8, PH) OBP: 0.313, SLG: 0.556										1	0	0	0	0	0	1
Roberto Hernandez, R (9, 1)										0	0	0	0	0	0	0
Inning Stats	R: 6 E: 1 K: 1 S: 21 H: 5 LOB: 2 BB: 1 P: 34	R: 0 E: 0 K: 0 S: 9 H: 1 LOB: 1 BB: 0 P: 9	R: 0 E: 0 K: 0 S: 10 H: 1 LOB: 1 BB: 1 P: 16	R: 1 E: 0 K: 0 S: 7 H: 1 LOB: 0 BB: 0 P: 9	R: 0 E: 0 K: 0 S: 7 H: 0 LOB: 0 BB: 0 P: 10	R: 0 E: 0 K: 0 S: 6 H: 0 LOB: 0 BB: 0 P: 10	R: 0 E: 0 K: 1 S: 8 H: 1 LOB: 1 BB: 0 P: 15	R: 1 E: 0 K: 0 S: 10 H: 1 LOB: 1 BB: 0 P: 11	R: 0 E: 0 K: 0 S: 5 H: 1 LOB: 2 BB: 0 P: 7	1B: 5 2B: 4 3B: 0 HR: 2	SF: 1 SAC: 0 DP: 0 HBP: 1	WP: 0 PB: 0 SB: 0 CS: 0	PA: 42				

PITCHER		IP	WLS	BF	H	R	ER	SO	BB	IBB	HBP	BLK	WP	HR	S	P	ERA	WHIP
Dave Williams, L (1, 1) ERA: 7.2	(1, 1)	3.0		20	7	6	6	1	2	0	1	0	0	1	40	59	18.00	3.000
54 Elizardo Ramirez, R (4, 1) ERA: 3.38	(4, 1)	1.0		4	1	1	1	0	0	0	0	0	0	1	7	9	9.00	1.000
31 Matt Belisle, R (5, 1) ERA: 3.63	(5, 1)	2.0	W	6	0	0	0	0	0	0	0	0	0	0	13	20	0.00	0.000
25 David Weathers, R (7, 1) ERA: 3.54	(7, 1)	2.0	H	8	2	1	1	1	0	0	0	0	0	0	18	26	4.50	1.000
56 Todd Coffey, R (9, 1) ERA: 0.73	(9, 1)	1.0	S	4	1	0	0	0	0	0	0	0	0	0	5	7	0.00	1.000

PITCHER	IP	WLS	BF	H	R	ER	SO	BB	IBB	HBP	BLK	WP	HR	S	P	ERA	WHIP

Batter	1	2	3	4	5	6	7	8	9	AB	R	H	RBI	BB	SO	LOB
Felipe Lopez, S (1, 6) OBP: 0.379, SLG: 0.440	FC6-4 1B		0-1 2B	G6-3	K		G5-3			5	0	2	0	0	1	2
Adam Dunn, L (1, 7) OBP: 0.382, SLG: 0.555	FC6-4 G6-3 1-2f		0-3 K	0-0 HR		2-1 1B 2B		F9		5	1	2	1	0	1	2
Ken Griffey Jr., L (1, 8) OBP: 0.315, SLG: 0.431	G6-3 1-2f		3-3 K	G3		2-2 2-3 1B		F7		5	0	1	0	0	1	2
Rich Aurilia, R (1, 5) OBP: 0.344, SLG: 0.573		3-2 HR	1-1 G5-3	HBP		1-2 P4		F9		4	1	1	1	0	0	3
Scott Hatteberg, L (1, 3) OBP: 0.405, SLG: 0.426		4-0 2B SF8 BB		1B F7		1-0 L8			P6	4	2	1	0	1	0	3
Austin Kearns, R (1, 9) OBP: 0.369, SLG: 0.532		0-0 2B 1-3		4-2 BB HBP 4 E 1-2	4-2 BB 2B 4 SF8	0-3 K			G6-3	3	2	1	0	2	1	2
Javier Valentin, S (1, 10) OBP: 0.315, SLG: 0.328		3-2 SF8 3-H		4-0 BB HBP 4 E 1-2 2-3	1-1 P5		4-0 BB 4 F8 WP		0-1 F7	2	1	0	1	2	0	1
Jason LaRue, R (1, 2) OBP: 0.348, SLG: 0.439		2-3 K		1-1 HBP 4 E 1-2 2-3 3-H	1-1 2B 4 SF8 1-3		2-3 K 1-2			3	1	1	1	0	2	2
4 Brandon Phillips, R (1, 4) OBP: 0.310, SLG: 0.429		0-2 G5-3		0-0 3B E6 1-H 2-H 3-H	1-2 SF8 2-3 3-H		3-0 F8 2-3			3	1	1	4	0	0	2
Inning Stats	R: 0 E: 0 K: 0 S: 7 H: 1 LOB: 0 BB: 0 P: 10	R: 2 E: 0 K: 1 S: 14 H: 2 LOB: 1 BB: 1 P: 26	R: 0 E: 0 K: 2 S: 10 H: 1 LOB: 1 BB: 0 P: 14	R: 6 E: 1 K: 0 S: 14 H: 3 LOB: 1 BB: 2 P: 29	R: 1 E: 0 K: 1 S: 17 H: 1 LOB: 1 BB: 1 P: 26	R: 0 E: 0 K: 1 S: 12 H: 2 LOB: 2 BB: 0 P: 18	R: 0 E: 0 K: 1 S: 7 H: 0 LOB: 1 BB: 1 P: 18	R: 0 E: 0 K: 0 S: 8 H: 0 LOB: 0 BB: 0 P: 12	R: 0 E: 0 K: 0 S: 4 H: 0 LOB: 0 BB: 0 P: 6	1B: 3 2B: 4 3B: 1 HR: 2 SF: 2 SAC: 0 DP: 1 HBP: 2						

PITCHER		IP	WLS	BF	H	R	ER	SO	BB	IBB	HBP	BLK	WP	HR	S	P	ERA	WHIP
38 Jeremy Bonderman, R ERA: 4.66	(1, 1)	3.0	L	18	6	7	7	3	3	0	1	0	0	1	37	66	21.00	3.000
43 Roman Colon, R ERA: 3.86	(4, 1)	3.2		18	4	2	2	3	2	0	1	0	1	1	41	70	4.91	1.636
Bobby Seay, L ERA: 2.89	(7, 1)	1.1		4	0	0	0	0	0	0	0	0	0	0	11	17	0.00	0.000
Jamie Walker, L ERA: 0.93	(9, 1)	1.0		3	0	0	0	0	0	0	0	0	0	0	4	6	0.00	0.000

PITCHER	IP	WLS	BF	H	R	ER	SO	BB	IBB	HBP	BLK	WP	HR	S	P	ERA	WHIP

Cincinnati Reds @ Detroit Tigers

Comerica Park, Detroit, MI

Fri May 19 2006, 7:05 PM EDT

Att. 26,933 - Cloudy - 55 F

TOP

livebaseballscorecards.com

AB	34
R	9
H	10
RBI	8
BB	5
SO	6
LOB	19

Batter	1	2	3	4	5	6	7	8	9	AB	R	H	RBI	BB	SO	LOB
28 Curtis Granderson, L (1, 8) OBP: 0.351, SLG: 0.427	K		F7		G4-3		G3-1		G4-3	5	0	0	0	0	1	1
14 Placido Polanco, R (1, 4) OBP: 0.315, SLG: 0.338	F8			1B 30 1B 1B	30 FC5-4 1B		30 1B 1B 1B		L4	5	1	3	0	0	0	0
Ivan Rodriguez, R (1, 2) OBP: 0.344, SLG: 0.416	L9			9 G4-3 30 31 2B 1B 1-2	F7		30 1B 1-2		G5-3	5	1	2	0	0	0	1
30 Magglio Ordonez, R (1, 9) OBP: 0.348, SLG: 0.563		F7		9 G4-3 1-2 2-H	FC5-4 1-2f		1-2 2-3 1B			4	0	2	1	0	0	1
9 Carlos Guillen, S (1, 6) OBP: 0.401, SLG: 0.535		L5		G4-3 1-2f 2-3		K	G3-1			4	0	0	0	0	1	5
31 Chris Shelton, R (1, 3) OBP: 0.366, SLG: 0.634		K		1B 3-H 2B		G6-3		FC6-4 1B		4	1	2	1	0	1	0
33 Marcus Thames, R (1, 10) OBP: 0.381, SLG: 0.655			1B	1B BB		HR		K		3	1	2	1	1	1	1
Craig Monroe, R (1, 7) OBP: 0.269, SLG: 0.460			F9 1B	15 FC5-4 1-2 2-H		P4		FC6-4 1-2f		4	0	1	1	0	0	2
15 Brandon Inge, R (1, 5) OBP: 0.307, SLG: 0.516		K		FC5-4 1-2f			P5	P3		4	0	0	0	0	1	4
Inning Stats	R: 0 E: 0 K: 1 S: 6 H: 0 LOB: 0 BB: 0 P: 8	R: 0 E: 0 K: 1 S: 7 H: 0 LOB: 0 BB: 0 P: 12	R: 0 E: 0 K: 1 S: 7 H: 1 LOB: 1 BB: 0 P: 10	R: 3 E: 0 K: 0 S: 19 H: 5 LOB: 2 BB: 1 P: 28	R: 0 E: 0 K: 0 S: 10 H: 1 LOB: 1 BB: 0 P: 10	R: 1 E: 0 K: 1 S: 13 H: 1 LOB: 0 BB: 0 P: 16	R: 0 E: 0 K: 0 S: 14 H: 3 LOB: 3 BB: 0 P: 20	R: 0 E: 0 K: 1 S: 8 H: 1 LOB: 1 BB: 0 P: 12	R: 0 E: 0 K: 0 S: 11 H: 0 LOB: 0 BB: 0 P: 13	1B: 10 2B: 1 3B: 0 HR: 1 SF: 0 SAC: 0 DP: 1 HBP: 0						

PITCHER		IP	WLS	BF	H	R	ER	SO	BB	IBB	HBP	BLK	WP	HR	S	P	ERA	WHIP
Brandon Claussen, L ERA: 4.99	(1, 1)	7.0	W	32	11	4	4	4	1	0	0	0	0	1	76	104	5.14	1.714
56 Todd Coffey, R ERA: 0.7	(8, 1)	1.0		4	1	0	0	1	0	0	0	0	0	0	8	12	0.00	1.000
Chris Hammond, L ERA: 7.71	(9, 1)	1.0		3	0	0	0	0	0	0	0	0	0	0	11	13	0.00	0.000

PITCHER	IP	WLS	BF	H	R	ER	SO	BB	IBB	HBP	BLK	WP	HR	S	P	ERA	WHIP

BOTTOM

Cincinnati Reds @ Detroit Tigers

Comerica Park, Detroit, MI

Fri May 19 2006, 7:05 PM EDT

Att. 26,933 - Cloudy - 55 F

livebaseballscorecards.com

AB	38
R	4
H	12
RBI	4
BB	1
SO	5
LOB	15

Cincinnati Reds @ Detroit Tigers

Comerica Park, Detroit, MI

Sat May 20 2006, 7:05 PM EDT

Att. 43,128 - Clear - 63 F

livebaseballscorecards.com

TOP

Batter	1	2	3	4	5	6	7	8	9	10	AB	R	H	RBI	BB	SO	LOB
6 Ryan Freel, R (1, 7) OBP: 0.373, SLG: 0.296	F7		L5		F9		K		1B		5	0	1	0	0	1	3
Felipe Lopez, S (1, 6) OBP: 0.380, SLG: 0.436	G6-3		1B			K	HR		F8		4	1	1	0	1	1	1
Ken Griffey Jr., L (1, 8) OBP: 0.308, SLG: 0.457	F8		L8			G3	HR		K		5	1	1	4	0	1	2
Rich Aurilia, R (1, 3) OBP: 0.337, SLG: 0.547		F8		G5-3		E5	BB			K	4	0	0	0	1	1	0
Austin Kearns, R (1, 9) OBP: 0.359, SLG: 0.515		K		F7		K	K			P3	5	0	0	0	0	3	2
Adam Dunn, L (1, 10) OBP: 0.382, SLG: 0.567		BB		P4			HR	G4-3		G4-3	4	1	1	1	1	0	0
12 Edwin Encarnación, R (1, 5) OBP: 0.361, SLG: 0.486		K			G6-3		G1-6-3	F7			4	0	0	0	0	1	1
4 Brandon Phillips, R (1, 4) OBP: 0.323, SLG: 0.463			HR		1B		BB 1B HR 1B	G5-3			4	2	3	1	0	0	0
26 David Ross, R (1, 2) OBP: 0.367, SLG: 0.619			K		1B		BB HR 1B		P4		2	0	1	0	0	1	0
Javier Valentin, S (7, PH) OBP: 0.320, SLG: 0.333 (7, 2)											2	1	1	0	0	0	0

Inning Stats	1	2	3	4	5	6	7	8	9	10
	R: 0 E: 0 K: 0 S: 4	R: 0 E: 0 K: 2 S: 9	R: 1 E: 0 K: 1 S: 8	R: 0 E: 0 K: 0 S: 5	R: 0 E: 0 K: 0 S: 10	R: 0 E: 1 K: 2 S: 10	R: 5 E: 0 K: 2 S: 23	R: 0 E: 0 K: 0 S: 6	R: 0 E: 0 K: 1 S: 13	R: 0 E: 0 K: 1 S: 10
	H: 0 LOB: 0 BB: 0 P: 6	H: 0 LOB: 1 BB: 1 P: 18	H: 2 LOB: 1 BB: 0 P: 14	H: 0 LOB: 0 BB: 0 P: 9	H: 2 LOB: 1 BB: 0 P: 18	H: 0 LOB: 1 BB: 0 P: 17	H: 4 LOB: 1 BB: 2 P: 39	H: 0 LOB: 0 BB: 0 P: 8	H: 1 LOB: 1 BB: 0 P: 19	H: 0 LOB: 0 BB: 0 P: 14

	1B	SF	WP	PA
	6	0	0	42
	2B: 0	SAC: 0	PB: 0	
	3B: 0	DP: 0	SB: 1	
	HR: 3	HBP: 0	CS: 0	

PITCHER		IP	WLS	BF	H	R	ER	SO	BB	IBB	HBP	BLK	WP	HR	S	P	ERA	WHIP
Mike Maroth, L ERA: 2.45	(1, 1)	6.1		26	6	3	3	5	1	0	0	0	0	2	52	91	4.26	1.105
54 Joel Zumaya, R ERA: 3.79	(7, 1)	0.2	B	6	2	3	3	2	2	0	0	0	0	1	17	30	40.50	6.000
Jason Grilli, R ERA: 4.6	(8, 1)	1.0		3	0	0	0	0	0	0	0	0	0	0	6	8	0.00	0.000
Jamie Walker, L ERA: 0.84	(9, 1)	1.0		4	1	0	0	1	0	0	0	0	0	0	13	19	0.00	1.000
56 Fernando Rodney, R ERA: 1.42	(10, 1)	1.0	W	3	0	0	0	1	0	0	0	0	0	0	10	14	0.00	0.000

BOTTOM

Batter	1	2	3	4	5	6	7	8	9	10	AB	R	H	RBI	BB	SO	LOB
14 Placido Polanco, R (1, 4) OBP: 0.311, SLG: 0.340	F9	2B	F9			F9			F8		5	0	1	0	0	0	3
33 Marcus Thames, R (1, 7) OBP: 0.379, SLG: 0.655	G4-3 30 1B 2B	F8		K		K			HR		3	1	1	0	0	1	1
28 Curtis Granderson, L (6, 8) OBP: 0.352, SLG: 0.447											2	1	1	1	0	1	0
Ivan Rodriguez, R (1, 2) OBP: 0.340, SLG: 0.416	G4-3 2-3		9 1B 31 1B 2B	G6-3			G5-3		G4-3		5	1	1	0	0	0	1
30 Magglio Ordonez, R (1, 9) OBP: 0.361, SLG: 0.587	9 BB 31 1B 3-H 1B		31 1B 9 1B FC5-2 BB	HR			9 G6-4-3 1B			K	4	2	3	2	1	1	0
9 Carlos Guillen, S (1, 6) OBP: 0.407, SLG: 0.531	31 1B 1-2 BB		FC5-2 31 1B 1B 1-2 2-3 1B	L4			G6-4-3 1-2f			FC4-6 31 S E HBP	3	2	1	0	1	0	1
31 Chris Shelton, R (1, 3) OBP: 0.380, SLG: 0.638	1-2 2-H 1B		1B FC5-2 1-2 2-3 3-H 1B		CS 1B			K		FC4-6 1-2 BB	4	0	3	2	1	1	0
Dmitri Young, S (1, 10) OBP: 0.233, SLG: 0.232	F7		FC5-2 1B 1-2 2-3 3-Hf		G6-4-3 1-2 BB			G4-3		FC4-6 E 1-2f 2-3	4	0	0	0	1	0	7
Craig Monroe, R (1, 8) (6, 7) OBP: 0.267, SLG: 0.452		L7	1B 1-2 2-3 3-H		G6-4-3 1-2f			K		E6 1-2 3-H	5	0	1	1	0	1	2
15 Brandon Inge, R (1, 5) OBP: 0.299, SLG: 0.500		G5-3	K			G6-3			K		4	0	0	0	0	2	3

	AB	R	H	RBI	BB	SO	LOB
	39	7	12	6	4	7	18

Inning Stats	1	2	3	4	5	6	7	8	9	10
	R: 2 E: 0 K: 0 S: 18	R: 0 E: 0 K: 0 S: 5	R: 2 E: 0 K: 1 S: 10	R: 1 E: 0 K: 1 S: 14	R: 0 E: 0 K: 0 S: 9	R: 0 E: 0 K: 1 S: 11	R: 0 E: 0 K: 0 S: 5	R: 0 E: 0 K: 2 S: 12	R: 1 E: 0 K: 1 S: 11	R: 1 E: 1 K: 1 S: 9
	H: 3 LOB: 2 BB: 1 P: 30	H: 1 LOB: 1 BB: 0 P: 10	H: 4 LOB: 3 BB: 1 P: 16	H: 1 LOB: 0 BB: 0 P: 20	H: 1 LOB: 0 BB: 1 P: 15	H: 0 LOB: 0 BB: 0 P: 15	H: 1 LOB: 0 BB: 0 P: 8	H: 0 LOB: 0 BB: 0 P: 15	H: 1 LOB: 0 BB: 0 P: 18	H: 0 LOB: 2 BB: 1 P: 16

	1B	SF	WP	PA
	7	0	0	44
	2B: 3	SAC: 0	PB: 0	
	3B: 0	DP: 2	SB: 1	
	HR: 2	HBP: 1	CS: 1	

PITCHER		IP	WLS	BF	H	R	ER	SO	BB	IBB	HBP	BLK	WP	HR	S	P	ERA	WHIP
22 Eric Milton, L ERA: 7.04	(1, 1)	5.0		26	10	5	5	2	3	0	0	0	0	1	56	91	9.00	2.600
Rick White, R ERA: 6.87	(6, 1)	1.1		5	1	0	0	1	0	0	0	0	0	0	15	21	0.00	0.750
Chris Hammond, L ERA: 6.75	(7, 1)	1.2	H	4	0	0	0	2	0	0	0	0	0	0	13	17	0.00	0.000
25 David Weathers, R ERA: 3.68	(9, 1)	1.2	L	9	1	2	1	2	1	0	1	0	0	1	20	34	5.40	1.200

TOP

Batter	1	2	3	4	5	6	7	8	9	AB	R	H	RBI	BB	SO	LOB
6 Ryan Freel, R (1, 8) OBP: 0.370, SLG: 0.289	C B B S X 2-2 F7 ①			B B C B B 4-1 2B BB	B C 1 SAFE F X 1-2 P4 ③		C F B X 1-2 G5-3 ③ 1-2			3	0	0	0	1	0	3
Felipe Lopez, S (1, 6) OBP: 0.382, SLG: 0.431	C B F B S 2-3 K2-3 ②			S 1 SAFE 1 SAFE 1 SAFE 1 SAFE B S C 1-3 K ①		B B B 4-0 F8 BB		C B B B B 4-1 CS BB		2	0	0	0	2	2	1
Ken Griffey Jr., L (1, 10) OBP: 0.305, SLG: 0.459	C C F S 0-3 K ③			X 0-0 1-3 2B	T C B X 1-2 F8 ① 1-2			D B F F 1 SAFE B X 3-2 F9 ①		4	0	1	0	0	1	2
Rich Aurilia, R (1, 3) OBP: 0.323, SLG: 0.522		B S B B S S 3-3 K ①		C F B X 1-2 L5 ②	X 0-0 F9 ②			B D F F B F X 3-2 G5-3 ②③ 1-2		4	0	0	0	0	1	4
Austin Kearns, R (1, 9) OBP: 0.362, SLG: 0.509		B B B C C F C 3-3 K ②		B B B 4-0 BB	B X 1-0 F8 ③				C F B B H 3-2 12 G6-3 SH1-3 HBP	2	0	0	0	1	1	1
Adam Dunn, L (1, 7) OBP: 0.381, SLG: 0.562		X 0-0 G3-1 ③		F B F D B S 3-3 K ③			X 0-0 12 2B 4 FC5-2 1B		X 0-0 SH1-3 ① 1-2	3	0	1	0	0	1	3
12 Edwin Encarnación, R (1, 5) OBP: 0.359, SLG: 0.486			F B B B X 3-1 G5-3 ①	C X 0-1 G6-3 ①			B 1 SAFE D X 2-0 4 FC5-2 1-3 2B		D F X 1-1 G6-3 ② 2-3	4	0	1	0	0	0	1
Jason LaRue, R (1, 2) OBP: 0.333, SLG: 0.417 Javier Valentin, S (9, PH) OBP: 0.316, SLG: 0.328			C X 0-1 G6-3 ②	B C F B F S 2-3 K ②			B X 1-0 G5-3 ①		F X 0-1 F8 ③	3 1	0 0	0 0	0 0	1 0	2 1	2 1
4 Brandon Phillips, R (1, 4) OBP: 0.324, SLG: 0.456			X 0-0 F8 ③	C B S B B B 4-2 BB			B F F F F D X 2-2 FC5-2 6 S 2-3 3-H			2	0	0	0	1	0	2
Inning Stats	R: 0 E: 0 K: 2 S: 10 H: 0 LOB: 0 BB: 0 P: 14	R: 0 E: 0 K: 2 S: 8 H: 0 LOB: 0 BB: 0 P: 14	R: 0 E: 0 K: 0 S: 5 H: 0 LOB: 0 BB: 0 P: 8	R: 0 E: 0 K: 2 S: 11 H: 1 LOB: 3 BB: 2 P: 24	R: 0 E: 0 K: 1 S: 11 H: 0 LOB: 1 BB: 1 P: 18	R: 0 E: 0 K: 0 S: 5 H: 0 LOB: 1 BB: 1 P: 11	R: 0 E: 0 K: 0 S: 11 H: 2 LOB: 2 BB: 0 P: 17	R: 0 E: 0 K: 0 S: 8 H: 0 LOB: 0 BB: 1 P: 18	R: 0 E: 0 K: 0 S: 7 H: 0 LOB: 1 BB: 0 P: 11	1B: 1 2B: 2 3B: 0 HR: 0	SF: 0 SAC: 1 DP: 0 HBP: 1			WP: 0 PB: 0 SB: 1 CS: 1	PA: 35		

PITCHER	IP	WLS	BF	H	R	ER	SO	BB	IBB	HBP	BLK	WP	HR	S	P	ERA	WHIP
29 Nate Robertson, L (1, 1) ERA: 3.02	7.1		30	3	0	0	7	5	0	0	0	0	0	65	117	0.00	1.091
56 Fernando Rodney, R (8, 1) ERA: 1.37	0.2	W	1	0	0	0	0	0	0	0	0	0	0	4	7	0.00	0.000
59 Todd Jones, R (9, 1) ERA: 3.77	1.0	S	4	0	0	0	0	0	0	1	0	0	0	7	11	0.00	0.000

PITCHER	IP	WLS	BF	H	R	ER	SO	BB	IBB	HBP	BLK	WP	HR	S	P	ERA	WHIP

Cincinnati Reds @ Detroit Tigers
Comerica Park, Detroit, MI
Sun May 21 2006, 1:05 PM EDT
Att. 31,515 - Sunny - 53 F

livebaseballscorecards.com

AB	28
R	0
H	3
RBI	0
BB	5
SO	7
LOB	20

BOTTOM

Batter	1	2	3	4	5	6	7	8	9	AB	R	H	RBI	BB	SO	LOB
28 Curtis Granderson, L (1, 8) OBP: 0.350, SLG: 0.449	X 0-0 39 SH1-3 2B		B S F X 1-2 G4-3 ②			C B X 1-1 G3 ②		B C B F F S 2-3 K ①		4	0	1	0	0	1	2
39 Ramon Santiago, S (1, 4) OBP: 0.212, SLG: 0.273 14 Placido Polanco, R (8, PH) OBP: 0.315, SLG: 0.345 (9, 4)	X 0-0 SH1-3 ① 2-3		S S B C 1-3 ③			S X 0-1 B4-3 ③		C X 0-1 1-2 3-H 1B		2 1	0 0	0 1	0 1	0 0	1 0	0 0
9 Carlos Guillen, S (1, 6) OBP: 0.398, SLG: 0.517	B X 1-0 F8 ②			B B C B X 3-1 P5 ①			F C B S 1-3 K2-3 ①	B F B B F S 3-3 K ②③ 2-3		4	0	0	0	0	2	3
30 Magglio Ordonez, R (1, 9) OBP: 0.360, SLG: 0.582	F B B F F X 2-2 F8 ③			X 0-0 G1-3 ②			F C F X 0-2 31 1B 1B			3	0	1	0	0	0	1
Dmitri Young, S (1, 10) OBP: 0.222, SLG: 0.220		S C B S 1-3 K ①		B S S S 1-3 K ③			B F S F F S 1-3 K ②			3	0	0	0	0	3	1
31 Chris Shelton, R (1, 3) OBP: 0.385, SLG: 0.638		B C B F B X 3-2 G6-3 1B			B C C C X 1-2 F9 ①		F B B F B X 1-3 1B			3	0	2	0	0	0	0
Craig Monroe, R (1, 7) OBP: 0.262, SLG: 0.443		B S S X 1-2 G6-3 ② 1-2			B B F C B X 3-2 F8 ②		S T S 0-3 K ③			3	0	0	0	0	1	3
15 Brandon Inge, R (1, 5) OBP: 0.299, SLG: 0.492		F X 0-1 F7 ③			F X 0-1 F7 ③			C B B B B 4-1 13 SH 14 1B BB		2	1	0	0	1	0	1
13 Vance Wilson, R (1, 2) OBP: 0.333, SLG: 0.471			C X 0-1 G6-3 ①			T F F B C 1-3 K ①		L X 0-1 SH 9 CS 14 1B 1-3		2	0	0	0	0	1	0
Inning Stats	R: 0 E: 0 K: 0 S: 7 H: 1 LOB: 1 BB: 0 P: 10	R: 0 E: 0 K: 1 S: 11 H: 1 LOB: 1 BB: 0 P: 16	R: 0 E: 0 K: 1 S: 8 H: 0 LOB: 0 BB: 0 P: 10	R: 0 E: 0 K: 1 S: 6 H: 0 LOB: 0 BB: 0 P: 10	R: 0 E: 0 K: 0 S: 8 H: 0 LOB: 0 BB: 0 P: 12	R: 0 E: 0 K: 1 S: 8 H: 0 LOB: 0 BB: 0 P: 10	R: 0 E: 0 K: 3 S: 18 H: 2 LOB: 2 BB: 0 P: 23	R: 1 E: 1 K: 2 S: 12 H: 1 LOB: 2 BB: 1 P: 21		1B: 4 2B: 2 3B: 0 HR: 0	SF: 0 SAC: 2 DP: 1 HBP: 0			WP: 0 PB: 0 SB: 1 CS: 1	PA: 30		

PITCHER	IP	WLS	BF	H	R	ER	SO	BB	IBB	HBP	BLK	WP	HR	S	P	ERA	WHIP
39 Aaron Harang, R (1, 1) ERA: 3.82	8.0	L	30	5	1	1	9	1	0	0	0	0	0	78	112	1.12	0.750

PITCHER	IP	WLS	BF	H	R	ER	SO	BB	IBB	HBP	BLK	WP	HR	S	P	ERA	WHIP

TOP

Batter	1	2	3	4	5	6	7	8	9	AB	R	H	RBI	BB	SO	LOB
23 Rickie Weeks Jr., R (1, 4) OBP: 0.365, SLG: 0.429	C B T 1-2 ① K	B F B X 2-2 ③ P5			C B B B S 3-3 ③ K			C C B B X 2-2 HBP 2B 1B		4	1	1	0	0	2	2
Brady Clark, R (1, 8) OBP: 0.383, SLG: 0.326 (8, 7)	B X 1-0 S 1B		C B X 1-1 ① F9			C X 0-1 ① F7		B C F F B H 3-2 2B WP HBP 1-2		3	1	1	0	0	0	0
Geoff Jenkins, L (1, 9) OBP: 0.333, SLG: 0.460 52 Jose Capellan, R (8, 1)	C F B S 1-3 ② K		S F B X 1-2 ② G6-3			C F B B B X 3-2 ② G4-1		C B F X 1-2 WP G4-3 2B 1-3 2-H		4	1	1	1	0	1	1
										0	0	0	0	0	0	0
Carlos Lee, R (1, 7) OBP: 0.358, SLG: 0.588 Jeff Cirillo, R (8, 6) OBP: 0.431, SLG: 0.511	S F B B X 2-2 ③ P4 1-2		C F B S 1-3 ③ K			B X 1-0 ③ F8		S F F B B X 2-2 ② G4-3 2-H 3-H		4	0	0	1	0	1	1
										0	0	0	0	0	0	0
28 Prince Fielder, L (1, 3) OBP: 0.376, SLG: 0.539		B C S X 1-2 47 2B 2B		C X 0-1 47 G4-6-3 1B			C B B B C X 3-2 1B	C B B S B F F T 3-2 ③ K		4	1	3	0	0	1	0
2 Bill Hall, R (1, 6) OBP: 0.340, SLG: 0.639 (8, 8)		C F F S 0-3 ① K		S X 0-1 ① F8			X 0-0 ① F8		C X 0-1 HR	4	1	1	1	0	1	3
47 Corey Koskie, L (1, 5) OBP: 0.360, SLG: 0.536	B X 1-0 2B 2-H 2B			B B X 2-0 ②③ G4-6-3 1-2f			B B C B C X 3-2 ② P6		B B F F B S 3-3 ① K	4	0	1	1	0	1	2
Chad Moeller, R (1, 2) OBP: 0.333, SLG: 0.429	C X 0-1 2-3 2B				C B X 1-1 ① G5-3		B S B F F F X 3-2 ③ F9		B X 1-0 ② P4	4	0	1	0	0	0	1
31 Dave Bush, R (1, 1) OBP: 0.211, SLG: 0.211 1 Corey Hart, R (5, PH) OBP: 0.286, SLG: 0.286 Chris Demaria, S (5, 1) Justin Lehr, R (6, 1) 18 Gabe Gross, L (8, PH) OBP: 0.328, SLG: 0.473 (8, 9)		C C B S 1-3 ② K			B S F F B X 2-2 ② G6-3			B B X 2-0 F7	X 0-0 ③ G3-1	1	0	0	0	1	2	
										1	0	0	0	0	0	0
										0	0	0	0	0	0	0
										0	0	0	0	0	0	0
										2	0	0	0	0	0	0

Inning Stats	1	2	3	4	5	6	7	8	9
	R: 0 E: 0 K: 2 S: 10	R: 1 E: 0 K: 2 S: 16	R: 0 E: 0 K: 1 S: 8	R: 0 E: 0 K: 0 S: 5	R: 0 E: 0 K: 1 S: 9	R: 0 E: 0 K: 0 S: 6	R: 0 E: 0 K: 0 S: 13	R: 3 E: 0 K: 1 S: 20	R: 1 E: 0 K: 1 S: 7
	H: 1 LOB: 1 BB: 0 P: 15	H: 3 LOB: 2 BB: 0 P: 21	H: 0 LOB: 0 BB: 0 P: 11	H: 1 LOB: 0 BB: 0 P: 7	H: 0 LOB: 0 BB: 0 P: 15	H: 0 LOB: 0 BB: 0 P: 10	H: 1 LOB: 1 BB: 0 P: 22	H: 2 LOB: 0 BB: 0 P: 33	H: 1 LOB: 0 BB: 0 P: 11

PITCHER		IP	WLS	BF	H	R	ER	SO	BB	IBB	HBP	BLK	WP	HR	S	P	ERA	WHIP
61 Bronson Arroyo, R ERA: 2.29	(1, 1)	7.0	W	26	6	1	1	6	0	0	0	0	0	0	67	101	1.29	0.857
Mike Burns, R ERA: 8.71	(8, 1)	1.0		6	2	3	3	1	0	0	1	0	1	0	20	33	27.00	2.000
37 Brian Shackelford, L ERA: 8.31	(9, 1)	1.0		4	1	1	1	1	0	0	0	0	0	1	7	11	9.00	1.000

Milwaukee Brewers @ Cincinnati Reds
Great American Ball Park, Cincinnati, OH
Mon May 22 2006, 7:10 PM EDT
Att. 16,567 - Clear - 67 F

livebaseballscorecards.com

AB	35
R	5
H	9
RBI	4
BB	0
SO	8
LOB	12

BOTTOM

Batter	1	2	3	4	5	6	7	8	9	AB	R	H	RBI	BB	SO	LOB
Felipe Lopez, S (1, 6) OBP: 0.386, SLG: 0.427	B C F B B 4-2 4 1B HR BB	C C X 0-2 ② G4-3		C C T 0-2 ① K		B B B C B 4-1 4 1B HR BB	C B B B F X 3-2 4 1B 1B	B F C C 1-3 ③ K		4	3	1	0	2	2	0
4 Brandon Phillips, R (1, 4) OBP: 0.340, SLG: 0.469	B X 1-0 1-2 HR 1B	C C F B F X 1-2 ③ F8		X 0-0 1B		B B X 2-0 1-2 HR 1B 2-H	F S F F X 0-2 1B 1B 1-2 SF7 1B			5	3	4	1	0	0	0
Ken Griffey Jr., L (1, 8) OBP: 0.302, SLG: 0.487 6 Ryan Freel, R (7, 8) OBP: 0.368, SLG: 0.287	B X 1-0 1-H 2-H HR		C F F F F X 0-2 ① F9	D 1 B D X SAFE 3-0 ② F8		C B S S 1-3 ① K	B S C S C 1-3 ① K			4	1	1	3	0	1	3
										1	0	0	0	0	1	2
Adam Dunn, L (1, 7) OBP: 0.384, SLG: 0.577 Quinton McCracken, S (7, PH) OBP: 0.289, SLG: 0.324 (8, 7)	C S B F B B B 4-2 HR BB		C S B B S 2-3 ② K	B B 1 SAFE C 1 X SAFE 2-1 ③ G4-3		B B S C X 2-2 1-H 2-H HR	B F B X 2-1 1B 1-2 2-H 1B			3	2	1	3	1	1	1
										1	0	1	1	0	0	0
Austin Kearns, R (1, 9) OBP: 0.368, SLG: 0.527	B F 1 SAFE B B F X 3-2 1-H HR		B B S T B B 4-2 12 1B 26 2B 1B BB		B F S F B C 2-3 ① K	B F F F B S 2-3 ② K	B X 1-0 1-2 2-3 1B			4	2	2	2	1	2	0
Scott Hatteberg, L (1, 3) OBP: 0.412, SLG: 0.441	C B B S T 2-2 ① K	C 1 SAFE B B 1 S X SAFE 2-2 12 1B 26 2B 1-2 1B			C B X 1-1 2B	B C B B F F B 4-2 12 BB 26 2B BB	C D B F X 2-2 ② SF7 3-H			3	2	2	1	1	1	0
12 Edwin Encarnación, R (1, 5) OBP: 0.360, SLG: 0.480	B B F S S 2-3 ② K	S B B X 2-1 26 2B 1-2 2-3 1B			C F B B F X 2-2 ② F7	B C B B B 4-1 26 2B 1-2 BB	F C B B F F X 3-2 F9			4	1	1	0	1	1	3
26 David Ross, R (1, 2) OBP: 0.370, SLG: 0.638	C S X 0-2 ③ L9	S S F B X 1-2 1-3 2-H 3-H 2B			B S B B F S 2-3 ③ K	B X 1-0 1-H 2-H 2B		C B F F B F X 2-2 ① G5-3		5	0	2	4	0	1	1
61 Bronson Arroyo, R (1, 1) OBP: 0.133, SLG: 0.286 Mike Burns, R (8, 1) Javier Valentin, S (8, PH) OBP: 0.312, SLG: 0.324 37 Brian Shackelford, L (9, 1)		C B C C 1-3 ① K	F B B S C 2-3 ③ K			B B X 1-1 E1 4 1B 2-3 ② K		X 0-0 ② F7		4	1	0	0	0	3	3
										0	0	0	0	0	0	0
										1	0	0	0	0	0	0
										0	0	0	0	0	0	0

Inning Stats	1	2	3	4	5	6	7	8	9
	R: 5 E: 0 K: 2 S: 19	R: 0 E: 0 K: 1 S: 11	R: 2 E: 0 K: 2 S: 22	R: 0 E: 0 K: 1 S: 7	R: 0 E: 0 K: 2 S: 13	R: 6 E: 1 K: 3 S: 22	R: 2 E: 0 K: 1 S: 22	R: 0 E: 0 K: 1 S: 9	
	H: 3 LOB: 0 BB: 2 P: 36	H: 0 LOB: 0 BB: 0 P: 13	H: 3 LOB: 2 BB: 1 P: 35	H: 1 LOB: 1 BB: 0 P: 12	H: 1 LOB: 1 BB: 0 P: 20	H: 3 LOB: 1 BB: 3 P: 45	H: 4 LOB: 2 BB: 0 P: 34	H: 0 LOB: 0 BB: 0 P: 12	

1B:	9
2B:	3
3B:	0
HR:	3
SF:	1
SAC:	0
DP:	1
HBP:	1
WP:	0
PB:	0
SB:	1
CS:	0
PA:	46

PITCHER		IP	WLS	BF	H	R	ER	SO	BB	IBB	HBP	BLK	WP	HR	S	P	ERA	WHIP
31 Dave Bush, R ERA: 5.06	(1, 1)	4.0	L	22	7	7	7	6	3	0	0	0	0	2	59	96	15.75	2.500
Chris Demaria, R ERA: 5.93	(5, 1)	1.2		11	3	5	4	4	2	0	0	0	0	1	30	53	21.60	3.000
Justin Lehr, R ERA: 8.62	(6, 1)	1.1		10	5	3	2	2	1	0	0	0	0	0	27	46	13.50	4.500
52 Jose Capellan, R ERA: 4.74	(8, 1)	1.0		3	0	0	0	1	0	0	0	0	0	0	9	12	0.00	0.000

Milwaukee Brewers @ Cincinnati Reds
Great American Ball Park, Cincinnati, OH
Mon May 22 2006, 7:10 PM EDT
Att. 16,567 - Clear - 67 F

livebaseballscorecards.com

AB	39
R	15
H	15
RBI	15
BB	6
SO	13
LOB	13

TOP

Batter	1	2	3	4	5	6	7	8	9	AB	R	H	RBI	BB	SO	LOB
23 Rickie Weeks Jr., R (1, 4) OBP: 0.380, SLG: 0.447	4-0 G3-1 G4-3 BB		1-1 BB 28 2B 2B	2-2 2-H 1B			2-2 1B			3	1	3	0	1	0	0
Brady Clark, R (1, 8) OBP: 0.373, SLG: 0.316	1-2 G4-3 1-2		1-2 G1-3		1-3 K		0-0 L8			4	0	0	0	0	1	3
Geoff Jenkins, L (1, 9) OBP: 0.332, SLG: 0.453	1-1 G3-1 2-3		4-1 BB 28 2B BB		0-1 F8		0-3 K			3	1	0	0	1	1	2
Carlos Lee, R (1, 7) OBP: 0.355, SLG: 0.577	1-1 P4		4-2 1-2 2-3 28 2B BB		1-0 G6-3			0-0 G6-3		3	1	0	0	1	0	1
28 Prince Fielder, L (1, 3) OBP: 0.378, SLG: 0.544		1-1 G3	0-0 1-H 2-H 3-H 2B			2-1 F9		1-1 2 G6-3 1B		4	0	2	3	0	0	0
2 Bill Hall, R (1, 6) OBP: 0.331, SLG: 0.620		2-2 F8	3-2 K			1-3 K		0-1 1-2f G6-3		4	0	0	0	0	2	2
47 Corey Koskie, L (1, 5) OBP: 0.371, SLG: 0.550		2-2 1B		2-2 23 1B 2B		1-0 FC6-4 1B			1-2 G4-3	4	0	3	0	0	0	0
Chad Moeller, R (1, 2) OBP: 0.310, SLG: 0.396		0-0 F9		0-0 G6-3		0-2 1-2f FC6-4			1-0 L8	4	0	0	0	0	0	3
Dana Eveland, L (1, 1)			2-2 G6-3	1-3 K			1-0 F9		1-3 K	2	0	0	0	0	1	1
57 Joe Winkelsas, R (5, 1)										0	0	0	0	0	0	0
Jorge De La Rosa, L (6, 1)										0	0	0	0	0	0	0
Jeff Cirillo, R (7, PH) OBP: 0.423, SLG: 0.500										1	0	0	0	0	0	0
Dan Kolb, R (7, 1)										0	0	0	0	0	0	0
12 Carlos Villanueva, R (8, 1)										0	0	0	0	0	0	0
18 Gabe Gross, L (9, PH) OBP: 0.323, SLG: 0.464										1	0	0	0	0	1	0
Inning Stats	R: 0 E: 0 K: 0 S: 8 H: 0 LOB: 1 BB: 1 P: 15	R: 0 E: 0 K: 0 S: 10 H: 1 LOB: 1 BB: 0 P: 15	R: 3 E: 0 K: 1 S: 15 H: 2 LOB: 1 BB: 2 P: 30	R: 0 E: 0 K: 1 S: 10 H: 2 LOB: 2 BB: 0 P: 15	R: 0 E: 0 K: 1 S: 6 H: 0 LOB: 0 BB: 0 P: 8	R: 0 E: 0 K: 1 S: 11 H: 1 LOB: 1 BB: 0 P: 15	R: 0 E: 0 K: 1 S: 10 H: 1 LOB: 1 BB: 0 P: 13	R: 0 E: 0 K: 0 S: 5 H: 1 LOB: 0 BB: 0 P: 6	R: 0 E: 0 K: 1 S: 8 H: 0 LOB: 0 BB: 0 P: 11	1B: 5 2B: 3 3B: 0 HR: 0		SF: 0 SAC: 0 DP: 1 HBP: 0		WP: 0 PB: 0 SB: 0 CS: 0	PA: 36	

PITCHER		IP	WLS	BF	H	R	ER	SO	BB	IBB	HBP	BLK	WP	HR	S	P	ERA	WHIP
54 Elizardo Ramirez, R ERA: 3.72	(1, 1)	5.0	W	22	5	3	3	3	3	0	0	0	0	0	49	83	5.40	1.600
Chris Hammond, L ERA: 5.87	(6, 1)	2.0	H	8	2	0	0	2	0	0	0	0	0	0	21	28	0.00	1.000
56 Todd Coffey, R ERA: 0.65	(8, 1)	2.0		6	1	0	0	1	0	0	0	0	0	0	13	17	0.00	0.500

PITCHER		IP	WLS	BF	H	R	ER	SO	BB	IBB	HBP	BLK	WP	HR	S	P	ERA	WHIP

Milwaukee Brewers @ Cincinnati Reds
Great American Ball Park, Cincinnati, OH
Tue May 23 2006, 7:10 PM EDT
Att. 16,528 - Partly Cloudy - 72 F

livebaseballscorecards.com

AB	33
R	3
H	8
RBI	3
BB	3
SO	6
LOB	12

BOTTOM

Batter	1	2	3	4	5	6	7	8	9	AB	R	H	RBI	BB	SO	LOB
Felipe Lopez, S (1, 6) OBP: 0.386, SLG: 0.432	3-2 G4-3	1-3 K2-3			0-0 4 1B HR 1B	1-1 4 1B SF7 2B		1-3 K		5	2	2	0	0	2	1
4 Brandon Phillips, R (1, 4) OBP: 0.342, SLG: 0.467	2-3 K		1-2 G6-3		2-2 1-2 HR 1B	0-0 S SF7 SF8 2-3 1B		1-1 F8		5	2	2	0	0	1	0
Ken Griffey Jr., L (1, 8) OBP: 0.319, SLG: 0.549	2-2 1B 2B		2-2 G4-3		1-0 1-H 2-H HR	0-0 SF7 1-2 3-H		3-2 1B		4	2	3	4	0	0	0
Rich Aurilia, R (1, 3) OBP: 0.327, SLG: 0.516	1-0 BB 2-H 1B		4-0 BB		2-2 G6-3	2-2 SF8 2-H		1-3 K		3	0	1	2	1	1	1
Adam Dunn, L (1, 7) OBP: 0.381, SLG: 0.566	4-0 1-2 BB		1-3 K		1-3 K	0-1 F8				3	0	0	0	1	2	1
Austin Kearns, R (1, 9) OBP: 0.371, SLG: 0.532	0-3 K			1-3 K	0-2 BB 12 HBP 1B	1-1 WP SF7 2B				4	1	2	0	0	2	2
12 Edwin Encarnación, R (1, 5) OBP: 0.369, SLG: 0.481		1-0 F8		0-1 1B	2-0 1-2 BB HBP	4-1 L6 WP BB				2	0	1	0	1	0	0
Jason LaRue, R (1, 2) OBP: 0.329, SLG: 0.403		0-1 G5-3		2-2 P3	4-0 1-2 2-3 BB	2-1 1-2 2-H SF7				2	0	0	1	1	0	1
54 Elizardo Ramirez, S (1, 1) OBP: 0.222, SLG: 0.222		0-1 1B	1-3 K		2-2 G3	0-0 2-3 L6				2	0	1	0	0	1	1
Scott Hatteberg, L (5, PH) OBP: 0.409, SLG: 0.438										1	0	0	0	0	0	3
Chris Hammond, L (6, 1)										0	0	0	0	0	0	0
Javier Valentin, S (7, PH) OBP: 0.308, SLG: 0.319										1	0	0	0	0	0	1
56 Todd Coffey, R (8, 1)										0	0	0	0	0	0	0
Inning Stats	R: 1 E: 0 K: 2 S: 14 H: 2 LOB: 2 BB: 1 P: 26	R: 0 E: 0 K: 1 S: 8 H: 1 LOB: 1 BB: 0 P: 10	R: 0 E: 0 K: 1 S: 9 H: 0 LOB: 1 BB: 1 P: 17	R: 0 E: 0 K: 2 S: 11 H: 1 LOB: 1 BB: 0 P: 15	R: 3 E: 0 K: 1 S: 19 H: 4 LOB: 3 BB: 1 P: 33	R: 2 E: 0 K: 0 S: 9 H: 2 LOB: 0 BB: 0 P: 12	R: 1 E: 0 K: 0 S: 6 H: 1 LOB: 1 BB: 1 P: 13	R: 0 E: 0 K: 2 S: 12 H: 1 LOB: 1 BB: 0 P: 18		1B: 8 2B: 4 3B: 0 HR: 1		SF: 3 SAC: 0 DP: 1 HBP: 1		WP: 1 PB: 0 SB: 1 CS: 0	PA: 40	

PITCHER		IP	WLS	BF	H	R	ER	SO	BB	IBB	HBP	BLK	WP	HR	S	P	ERA	WHIP
Dana Eveland, L ERA: 8.22	(1, 1)	4.2	L	25	8	4	4	7	2	0	1	0	0	1	58	92	7.71	2.143
57 Joe Winkelsas, R ERA:	(5, 1)	0.1		2	0	0	0	0	1	0	0	0	0	0	3	9	0.00	3.000
Jorge De La Rosa, L ERA: 6.75	(6, 1)	1.0		5	2	2	2	0	0	0	0	0	0	0	9	12	18.00	2.000
Dan Kolb, R ERA: 3.29	(7, 1)	1.0		4	1	1	1	0	1	0	0	0	1	0	6	13	9.00	2.000
12 Carlos Villanueva, R ERA:	(8, 1)	1.0		4	1	0	0	2	0	0	0	0	0	0	12	18	0.00	1.000

PITCHER		IP	WLS	BF	H	R	ER	SO	BB	IBB	HBP	BLK	WP	HR	S	P	ERA	WHIP

Milwaukee Brewers @ Cincinnati Reds
Great American Ball Park, Cincinnati, OH
Tue May 23 2006, 7:10 PM EDT
Att. 16,528 - Partly Cloudy - 72 F

livebaseballscorecards.com

AB	32
R	7
H	12
RBI	7
BB	4
SO	9
LOB	11

TOP

Batter	1	2	3	4	5	6	7	8	9	AB	R	H	RBI	BB	SO	LOB
23 Rickie Weeks Jr., R (1, 4) OBP: 0.381, SLG: 0.438	B B B B C F F B 4-2 2B BB	C B X 1-1 P2 ②			B B C X 2-1 G5-3 ①		B C B B B C B 4-2 WP 28 G1-3 1B BB	B C B C F X 3-2 G1-3 ③		3	2	0	0	2	0	1
Jeff Cirillo, R (1, 5) OBP: 0.421, SLG: 0.509	1 SAFE C B B F X 2-2 E 28 SF7 1-H 2B	B B C B X 3-1 G3 ③			C F B F X 1-2 G5-3 ②		C 1 SAFE X 0-1 28 G1-3 WP 1-2 1B		F B X 1-1 P3 ①	5	1	2	1	0	0	1
Geoff Jenkins, L (1, 9) OBP: 0.330, SLG: 0.445 Matt Wise, R (8, 1) 1 Corey Hart, R (9, PH) OBP: 0.250, SLG: 0.250 Derrick Turnbow, R (9, 1)	C S X 0-2 L4 ①	X 0-0 P5 ①			H 1-0 HR HBP		B F C S 1-3 K ①		S F S 0-3 K ②	3 0 0 1	1 0 0 0	0 0 0 0	0 0 0 0	0 0 0 0	1 0 1 0	3 0 0 0
Carlos Lee, R (1, 7) OBP: 0.366, SLG: 0.596	X 0-0 E9 2-3 1B		B B S B B 4-1 28 CS BB		B F B X 2-1 1-H HR		B F F B F B D 4-2 28 G1-3 1-2 2-3 BB		B F X 1-1 G5-3 ③	3	1	2	2	2	0	0
28 Prince Fielder, L (1, 3) OBP: 0.370, SLG: 0.534	B B C B F X 3-2 SF7 3-H ②		1 SAFE 1 SAFE C C X 0-2 F8 1-2 ② ③		B B C F F S 2-3 K ③		D X 1-0 G1-3 1-2 2-3 3-H ②			3	0	0	2	0	1	3
2 Bill Hall, R (1, 6) OBP: 0.329, SLG: 0.607	B C F C 1-3 K ③			F X 0-1 F9 ①		B C S S 1-3 K ①	B C S B B B 4-2 BB			3	0	0	0	1	2	1
Damian Miller, R (1, 2) OBP: 0.374, SLG: 0.544		X 0-0 1B SH2-4 2B		C B B B F F X 3-2 F9 ②		F F X 0-2 2B	C D F F X 1-2 G4-3 ③			4	1	2	0	0	0	3
Brady Clark, R (1, 8) OBP: 0.382, SLG: 0.329		X 0-0 SH2-4 2-3 1B		C X 0-1 1B		B F X 1-1 F9 ②		X 0-0 18 G1-6-3 1B		4	0	3	0	0	0	1
Doug Davis, R (1, 1) OBP: 0.136, SLG: 0.095 18 Gabe Gross, L (8, PH) OBP: 0.318, SLG: 0.456 (8, 9)		X 0-0 SH2-4 1-2 3-H ①		B F X 1-1 G4-3 ③		F C S 0-3 K ③		B B X 2-0 G1-6-3 1-2f ① ②		2 1	0 0	0 0	1 0	0 0	1 0	2 1
Inning Stats	R: 2 E: 1 K: 1 S: 17 H: 2 LOB: 1 BB: 1 P: 27	R: 1 E: 0 K: 0 S: 7 H: 2 LOB: 1 BB: 0 P: 11	R: 0 E: 0 K: 0 S: 5 H: 0 LOB: 0 BB: 1 P: 9	R: 0 E: 0 K: 0 S: 10 H: 1 LOB: 1 BB: 0 P: 14	R: 2 E: 0 K: 1 S: 12 H: 1 LOB: 0 BB: 0 P: 20	R: 0 E: 0 K: 2 S: 11 H: 1 LOB: 1 BB: 0 P: 13	R: 1 E: 0 K: 1 S: 17 H: 1 LOB: 3 BB: 3 P: 32	R: 0 E: 0 K: 0 S: 6 H: 1 LOB: 0 BB: 0 P: 11	R: 0 E: 0 K: 1 S: 7 H: 0 LOB: 0 BB: 0 P: 9	1B: 5 2B: 3 3B: 0 HR: 1	SF: 1 SAC: 1 DP: 1 HBP: 1			WP: 1 PB: 0 SB: 0 CS: 1	PA: 40		

PITCHER		IP	WLS	BF	H	R	ER	SO	BB	IBB	HBP	BLK	WP	HR	S	P	ERA	WHIP
Brandon Claussen, L ERA: 5.25	(1, 1)	6.0	L	27	7	5	5	4	2	0	1	0	0	1	62	94	7.50	1.500
31 Matt Belisle, R ERA: 4.08	(7, 1)	0.1		4	1	1	1	1	2	0	0	0	1	0	10	19	27.00	9.000
37 Brian Shackelford, L ERA: 8.0	(7, 1)	0.1		1	0	0	0	0	0	0	0	0	0	0	1	2	0.00	0.000
Rick White, R ERA: 6.41	(7, 1)	1.1		5	1	0	0	0	1	0	0	0	0	0	12	22	0.00	1.500
25 David Weathers, R ERA: 3.52	(9, 1)	1.0		3	0	0	0	1	0	0	0	0	0	0	7	9	0.00	0.000

livebaseballscorecards.com

BOTTOM

Batter	1	2	3	4	5	6	7	8	9	AB	R	H	RBI	BB	SO	LOB
4 Brandon Phillips, R (1, 4) OBP: 0.347, SLG: 0.464	B X 1-0 G4-3 ①		L B B B C B 4-2 G3 1B 1-2 BB		B C B B C X 3-2 G1-3 ①		B X 1-0 FC6-4 1B			3	0	1	0	1	0	0
Cody Ross, R (1, 7) OBP: 0.421, SLG: 0.895	B C X 1-1 G6-3 ②		B F F X 1-2 G3 1-2 2-3 1B		C F B S 1-3 K ②		1 SAFE B F X 1-1 FC6-4 1-2f ③			4	0	1	0	0	1	1
Ken Griffey Jr., L (1, 8) OBP: 0.305, SLG: 0.523	B C X 1-1 P5 ③		D X 1-0 G3 1-2 2-3 3-H ①		B B X 2-0 G3-1 ③			C X 0-1 G4-1 ①		4	0	0	1	0	0	2
Rich Aurilia, R (1, 6) OBP: 0.333, SLG: 0.510 (7, 5)		B X 1-0 F8 ①	B B B B 4-0 BB			B B C C S 2-3 K ①		X 0-0 G5-4-3 1B		3	0	1	0	1	1	0
Austin Kearns, R (1, 9) OBP: 0.368, SLG: 0.542 25 David Weathers, R (9, 1)		C B B S B C 3-3 K ②	C B D S F B S 3-3 K ②			C B X 1-1 HR		B S X 1-1 1-2f G5-4-3 ② ③		4 0	1 0	1 0	1 0	0 0	2 0	4 0
Scott Hatteberg, L (1, 3) OBP: 0.411, SLG: 0.435		C X 0-1 12 BB 1B	X 0-0 F9 ③			C B X 1-1 G6-3 ②			B B B C B 4-1 BB	3	0	1	0	1	0	3
12 Edwin Encarnación, R (1, 5) OBP: 0.368, SLG: 0.474 Rick White, R (7, 1) Quinton McCracken, S (9, 9) OBP: 0.282, SLG: 0.314	C D B B B 4-1 1-2 BB		C X 0-1 G4-3 ①			B X 1-0 G5-3 ③			C S S 0-3 K ①	2 0 1	0 0 0	0 0 0	0 0 0	1 0 0	0 0 1	0 0 1
Jason LaRue, R (1, 2) OBP: 0.312, SLG: 0.379	F F X 0-2 G5-3 ③		X 0-0 F8 ②				B X 1-0 P5 ①		C B B X 2-1 F7 ②	4	0	0	0	0	0	3
Brandon Claussen, R (1, 1) OBP: 0.067, SLG: 0.067 31 Matt Belisle, R (7, 1) 37 Brian Shackelford, L (7, 1) Felipe Lopez, S (7, 6) OBP: 0.382, SLG: 0.427			C F X 0-2 1B 4 BB G3 1B	C X 0-1 F8 ③			C B C F B X 2-2 L9 ②		C D X 1-1 G4-3 ③	2 0 0 2	1 0 0 0	1 0 0 0	0 0 0 0	0 0 0 0	0 0 0 1	0 0 0 1
Inning Stats	R: 0 E: 0 K: 0 S: 5 H: 0 LOB: 0 BB: 0 P: 8	R: 0 E: 0 K: 1 S: 10 H: 1 LOB: 2 BB: 1 P: 18	R: 1 E: 0 K: 1 S: 15 H: 2 LOB: 3 BB: 2 P: 28	R: 0 E: 0 K: 0 S: 5 H: 0 LOB: 0 BB: 0 P: 5	R: 0 E: 0 K: 1 S: 7 H: 0 LOB: 0 BB: 0 P: 13	R: 1 E: 0 K: 1 S: 8 H: 1 LOB: 0 BB: 0 P: 13	R: 0 E: 0 K: 0 S: 8 H: 1 LOB: 1 BB: 0 P: 13	R: 0 E: 0 K: 0 S: 5 H: 1 LOB: 0 BB: 0 P: 6	R: 0 E: 0 K: 1 S: 8 H: 0 LOB: 0 BB: 1 P: 15	1B: 5 2B: 0 3B: 0 HR: 1	SF: 0 SAC: 0 DP: 1 HBP: 0			WP: 0 PB: 0 SB: 0 CS: 0	PA: 36		

PITCHER		IP	WLS	BF	H	R	ER	SO	BB	IBB	HBP	BLK	WP	HR	S	P	ERA	WHIP
Doug Davis, L ERA: 4.86	(1, 1)	7.0	W	29	5	2	2	4	3	0	0	0	0	1	58	98	2.57	1.143
Matt Wise, R ERA: 2.93	(8, 1)	1.0		3	1	0	0	0	0	0	0	0	0	0	5	6	0.00	1.000
Derrick Turnbow, R ERA: 3.15	(9, 1)	1.0		4	0	0	0	1	1	0	0	0	0	0	8	15	0.00	1.000

livebaseballscorecards.com

Milwaukee Brewers @ Cincinnati Reds
Great American Ball Park, Cincinnati, OH
Wed May 24 2006, 7:10 PM EDT
Att. 29,065 - Clear - 78 F

AB	32
R	6
H	9
RBI	6
BB	5
SO	6
LOB	16

TOP

Batter	1	2	3	4	5	6	7	8	9	AB	R	H	RBI	BB	SO	LOB
Craig Counsell, L (1, 6) OBP: 0.366, SLG: 0.380	C B X 1-1 ① F8		B C S X 1-2 ① G4-3			C B X 1-1 ① F9		C X 0-1 E6 22 FC5-4		4	0	0	0	0	0	0
22 Eric Byrnes, R (1, 8) OBP: 0.377, SLG: 0.568	S B C B F S 2-3 ② K		F B X 1-1 ② P6			B X 1-0 1B		B X 1-0 ③ FC5-4 1-2f		4	0	1	0	0	1	1
Chad Tracy, L (1, 5) OBP: 0.360, SLG: 0.519	B B C S S 2-3 ③ K		C F B S 1-3 ③ K			1 SAFE S C F B S 1-3 ② K			C B S S 1-3 ① K	4	0	0	0	0	4	1
Luis Gonzalez, L (1, 7) OBP: 0.382, SLG: 0.476		C B S X 1-2 1B E 1B		C B S X 1-2 ① P6		X 0-0 ③ F9			C B F B X 2-2 ② G1-3	4	1	1	0	0	0	1
34 Conor Jackson, R (1, 3) OBP: 0.369, SLG: 0.474 Tony Clark, S (9, 3) OBP: 0.310, SLG: 0.390		X 0-0 ① L9		C C C 0-3 ② K			X 0-0 ① G5-3		B B B B 4-0 HR BB	3 0	1 0	0 0	0 0	1 0	1 0	1 0
Shawn Green, L (1, 9) OBP: 0.391, SLG: 0.463		X 0-0 E 1-3 1B		B B S B X 3-1 ③ F7			C B S S 1-3 ② K		B F X 1-1 1-H HR	4	1	2	2	0	1	0
Johnny Estrada, S (1, 2) OBP: 0.338, SLG: 0.500		X 0-0 E5 1-2 3-H			C F F B X 1-2 ① F8		X 0-0 ③ F8		C X 0-1 1B	4	0	1	1	0	0	1
1 Orlando Hudson, S (1, 4) OBP: 0.310, SLG: 0.299		C F X 0-2 ② P2			B X 1-0 ② F9			X 0-0 ① L6	F S B B B F B F X 3-2 ③ F7	4	0	0	0	0	0	3
17 Brandon Webb, R (1, 1) OBP: 0.156, SLG: 0.194		S C S S 0-3 ③ K			S B B C B F S 2-3 ③ K			B B C F S 2-3 ② K		3	0	0	0	0	3	2

Inning Stats	1	2	3	4	5	6	7	8	9
	R: 0 H: 0 E: 0 LOB: 0 K: 2 BB: 0 S: 9 P: 14	R: 1 H: 2 E: 1 LOB: 2 K: 1 BB: 0 S: 12 P: 13	R: 0 H: 0 E: 0 LOB: 0 K: 1 BB: 0 S: 8 P: 11	R: 0 H: 0 E: 0 LOB: 0 K: 1 BB: 0 S: 8 P: 12	R: 0 H: 0 E: 0 LOB: 0 K: 1 BB: 0 S: 9 P: 13	R: 0 H: 1 E: 0 LOB: 1 K: 1 BB: 0 S: 8 P: 11	R: 0 H: 0 E: 0 LOB: 0 K: 1 BB: 0 S: 5 P: 6	R: 0 H: 0 E: 1 LOB: 0 K: 1 BB: 0 S: 7 P: 10	R: 2 H: 2 E: 0 LOB: 1 K: 1 BB: 1 S: 15 P: 26

PITCHER	IP	WLS	BF	H	R	ER	SO	BB	IBB	HBP	BLK	WP	HR	S	P	ERA	WHIP
22 Eric Milton, L (1, 1) ERA: 5.52	8.0	L	29	3	1	1	9	0	0	0	0	0	0	66	90	1.12	0.375
56 Todd Coffey, R (9, 1) ERA: 1.26	1.0		6	2	2	2	1	1	0	0	0	0	1	15	26	18.00	3.000

PITCHER	IP	WLS	BF	H	R	ER	SO	BB	IBB	HBP	BLK	WP	HR	S	P	ERA	WHIP

Arizona Diamondbacks @ Cincinnati Reds
Great American Ball Park, Cincinnati, OH
Fri May 26 2006, 7:10 PM EDT
Att. 33,753 - Partly Cloudy - 79 F

livebaseballscorecards.com

AB	34
R	3
H	5
RBI	3
BB	1
SO	10
LOB	10

1B: 4	SF: 0	WP: 0	PA: 35
2B: 0	SAC: 0	PB: 0	
3B: 0	DP: 0	SB: 0	
HR: 1	HBP: 0	CS: 0	

BOTTOM

Batter	1	2	3	4	5	6	7	8	9	AB	R	H	RBI	BB	SO	LOB
Felipe Lopez, S (1, 6) OBP: 0.376, SLG: 0.418	C B B F X 2-2 ① G6-3		C B B C F C 2-3 ③ K			X 0-0 ① F8		B B X 2-0 ② G6-3		4	0	0	0	0	1	1
4 Brandon Phillips, R (1, 4) OBP: 0.344, SLG: 0.458	C C B S 1-3 ② K			C B S X 1-2 ① G6-3		C C B F X 1-2 G4-6-3 1B		F F D X 1-2 ③ G6-3		4	0	1	0	0	1	1
Ken Griffey Jr., L (1, 8) OBP: 0.293, SLG: 0.500	S B F X 1-2 ③ G2-3			F X 0-1 ② G4-3		X 0-0 ②③ G4-6-3 1-2f			B B X 2-0 ① F8	4	0	0	0	0	0	1
Adam Dunn, L (1, 7) OBP: 0.388, SLG: 0.577		C B X 1-1 BB 1B		X 0-0 1B			F C B X 1-2 G4-3 2B		X 0-0 ② G3	4	0	3	0	0	0	0
Scott Hatteberg, L (1, 3) OBP: 0.407, SLG: 0.429		C X 0-1 ① F8		B 1 SAFE F C 1 SAFE B F X 2-2 ③ G3			B B B C C X 3-2 ① G4-3 2-3		C B B X 2-1 1B	4	0	1	0	0	0	3
Austin Kearns, R (1, 9) OBP: 0.371, SLG: 0.539		F 1 SAFE D C B B B 4-2 G3-6-1 1-2 BB			X 0-0 E5 G4-3 12 FC6-2 1B		F B B F T 2-2 ② K		C F S 0-3 ③ K	3	0	1	0	1	2	2
Javier Valentin, S (1, 2) OBP: 0.296, SLG: 0.306		X 0-0 ②③ G3-6-1 1-2f			X 0-0 ① G4-3 2-3		B X 1-0 ③ G3-1			3	0	0	0	0	0	4
12 Edwin Encarnación, R (1, 5) OBP: 0.368, SLG: 0.478			C S B B B X 2-2 ① L3		B B B F X 3-1 ② FC6-2 3-H			B X 1-0 SH1-4 2B		3	0	1	0	0	0	1
22 Eric Milton, L (1, 1) OBP: 0.222, SLG: 0.556 Quinton McCracken, S (8, PH) OBP: 0.282, SLG: 0.314 56 Todd Coffey, R (9, 1)			C X 0-1 ② G5-3		F S T 0-2 ③ K			X 0-0 ① SH1-4 2-3		2 0 0	0 0 0	0 0 0	0 0 0	0 0 0	1 0 0	1 0 0

Inning Stats	1	2	3	4	5	6	7	8	9
	R: 0 H: 0 E: 0 LOB: 0 K: 1 BB: 0 S: 9 P: 13	R: 0 H: 1 E: 0 LOB: 1 K: 0 BB: 1 S: 7 P: 12	R: 0 H: 0 E: 0 LOB: 0 K: 1 BB: 0 S: 9 P: 13	R: 0 H: 1 E: 0 LOB: 1 K: 0 BB: 0 S: 10 P: 13	R: 0 H: 1 E: 1 LOB: 1 K: 1 BB: 0 S: 7 P: 10	R: 0 H: 1 E: 0 LOB: 0 K: 0 BB: 0 S: 6 P: 7	R: 0 H: 1 E: 0 LOB: 1 K: 0 BB: 0 S: 10 P: 17	R: 0 H: 1 E: 0 LOB: 1 K: 0 BB: 0 S: 6 P: 10	R: 0 H: 1 E: 0 LOB: 1 K: 1 BB: 0 S: 7 P: 11

PITCHER	IP	WLS	BF	H	R	ER	SO	BB	IBB	HBP	BLK	WP	HR	S	P	ERA	WHIP
17 Brandon Webb, R (1, 1) ERA: 2.18	9.0	W	33	7	0	0	5	1	0	0	0	0	0	71	106	0.00	0.889

PITCHER	IP	WLS	BF	H	R	ER	SO	BB	IBB	HBP	BLK	WP	HR	S	P	ERA	WHIP

AB	31
R	0
H	7
RBI	0
BB	1
SO	5
LOB	14

1B: 5	SF: 0	WP: 0	PA: 33
2B: 2	SAC: 1	PB: 0	
3B: 0	DP: 2	SB: 0	
HR: 0	HBP: 0	CS: 0	

TOP

Batter	1	2	3	4	5	6	7	8	9	AB	R	H	RBI	BB	SO	LOB
Craig Counsell, L (1, 6) OBP: 0.367, SLG: 0.387	C F F B X 1-2 ① F7			C B X 1-1 22 1B 2B	C F S 0-3 ③ K		X 0-0 S 2-3 3-H 1B	X 0-0 ③ G4-3		5	1	2	1	0	1	2
22 Eric Byrnes, R (1, 8) OBP: 0.378, SLG: 0.559	X 0-0 ② F8			L B L X 1-2 G3 G5-3 2-H 1B		B B B C B 4-1 E S 1B BB	D B F X 2-1 ② P6		F B F T 1-2 ① K	4	1	1	1	1	1	2
Chad Tracy, L (1, 5) OBP: 0.351, SLG: 0.505	C T S 0-3 ③ K			F B 1 SAFE F X 1-2 ① G5-3 1-2		F F S 0-3 ① K	C X 0-1 ③ F9 1-2		C X 0-1 ② G4-3	5	0	0	0	0	2	4
Luis Gonzalez, L (1, 7) OBP: 0.377, SLG: 0.474		B C F F S 1-3 ① K2-3		F T X 0-2 ② G3 2-3		C B S D F F X 2-2 ② G2-3 1-3		X 0-0 G3 1 HR 2B	C B B X 2-1 ③ G6-3	5	1	1	0	0	1	2
Shawn Green, L (1, 9) OBP: 0.388, SLG: 0.458		B S X 1-1 ② F9		B B B C X 3-1 ③ G4-3		B X 1-0 3-H 1B		B X 1-0 ① G3 2-3		4	0	1	1	0	0	2
Tony Clark, S (1, 3) OBP: 0.307, SLG: 0.371		C F B S 1-3 ③ K			B B F B F S 3-3 ① K	S B S B B X 2-2 ③ F8		F S F B B F B B 4-2 1 HR BB		3	1	0	0	1	2	1
1 Orlando Hudson, S (1, 4) OBP: 0.319, SLG: 0.327			X 0-0 19 K2 1B		C C B X 1-2 E7 19 1B		F X 0-1 SH1-4 19 1B 1B	S B B X 2-1 1-H 3-H HR		4	3	3	3	0	0	0
19 Chris Snyder, R (1, 2) OBP: 0.339, SLG: 0.438			B F C F 1 SAFE B B F S 3-3 ① ② K2 1-1f		T X 0-1 2-H 1B		1 SAFE 1 SAFE X 0-0 1B SH1-4 1-2 1B	C X 0-1 ② L8		4	0	2	1	0	1	1
37 Juan Cruz, R (1, 1) Damion Easley, R (7, PH) OBP: 0.370, SLG: 0.431 Luis Vizcaino, R (7, 1) 34 Conor Jackson, R (8, PH) OBP: 0.373, SLG: 0.474 Brandon Lyon, R (8, 1) Jorge Julio, R (9, 1)			X 0-0 ③ G6-3		C M L 0-3 ② K		L B X 1-1 ① SH1-4 1-2 2-3	C B B B S F B B 4-2 BB		2 0 0 0 0 1 1 0 0 0 0 0 0 0 0 0 0 0 0 0 0 0 0 0 0 1 0 0 0 0 0 0 0 0 0 0 0 0 0 0 0 0						

Inning Stats	1	2	3	4	5	6	7	8	9
	R: 0 H: 0 E: 0 LOB: 0 K: 1 BB: 0 S: 8 P: 9	R: 0 H: 0 E: 0 LOB: 0 K: 2 BB: 0 S: 9 P: 12	R: 0 H: 1 E: 0 LOB: 0 K: 1 BB: 0 S: 7 P: 10	R: 1 H: 2 E: 0 LOB: 1 K: 0 BB: 0 S: 13 P: 19	R: 1 H: 1 E: 1 LOB: 1 K: 3 BB: 0 S: 14 P: 18	R: 1 H: 1 E: 0 LOB: 1 K: 1 BB: 1 S: 13 P: 22	R: 1 H: 3 E: 0 LOB: 2 K: 0 BB: 0 S: 10 P: 13	R: 3 H: 2 E: 0 LOB: 1 K: 0 BB: 2 S: 14 P: 25	R: 0 H: 0 E: 0 LOB: 0 K: 1 BB: 0 S: 7 P: 10

1B: 7 SF: 0
2B: 3 SAC: 1
3B: 0 DP: 1
HR: 1 HBP: 0

WP: 0 PA: 40
PB: 0
SB: 2
CS: 0

PITCHER		IP	WLS	BF	H	R	ER	SO	BB	IBB	HBP	BLK	WP	HR	S	P	ERA	WHIP
39 Aaron Harang, R ERA: 3.7	(1, 1)	7.0	L	30	8	4	2	8	1	0	0	0	0	0	74	103	2.57	1.286
Kent Mercker, L ERA: 6.23	(8, 1)	1.0		7	2	3	3	0	2	0	0	0	0	1	14	25	27.00	4.000
31 Matt Belisle, R ERA: 3.86	(9, 1)	1.0		3	0	0	0	1	0	0	0	0	0	0	7	10	0.00	0.000

PITCHER	IP	WLS	BF	H	R	ER	SO	BB	IBB	HBP	BLK	WP	HR	S	P	ERA	WHIP

Arizona Diamondbacks @ Cincinnati Reds
Great American Ball Park, Cincinnati, OH
Sat May 27 2006, 6:10 PM EDT
Att. 36,884 - Partly Cloudy - 84 F

livebaseballscorecards.com

AB	36
R	7
H	10
RBI	7
BB	3
SO	9
LOB	15

BOTTOM

Batter	1	2	3	4	5	6	7	8	9	AB	R	H	RBI	BB	SO	LOB
Felipe Lopez, S (1, 6) OBP: 0.373, SLG: 0.415	C C F X 0-2 ① F8		C B F X 1-2 4 HBP 1B		B B C C X 2-2 ①② G6-4-3 1-2f		C B X 1-1 ③ F9			4	0	1	0	0	0	3
4 Brandon Phillips, R (1, 4) OBP: 0.342, SLG: 0.448	T B X 1-1 ② G6-3		1 SAFE 1 SAFE C H 1-1 1-2 HBP		S S S 0-3 ③ K			C X 0-1 ① F9		3	0	0	0	0	1	0
Ken Griffey Jr., L (1, 8) OBP: 0.291, SLG: 0.489 31 Matt Belisle, R (9, 1)	C X 0-1 1B		F C B F S 1-3 ③ K			X 0-0 ① G4-3		X 0-0 ② L9		4 0	0 0	1 0	0 0	0 0	1 0	2 0
Adam Dunn, L (1, 7) OBP: 0.386, SLG: 0.566	C F B B B X 3-2 ③ F9			B B B 4-0 BB BB		B B B C B X 3-2 ② F7		B B B C X 3-1 P6		3	0	0	0	1	0	1
Rich Aurilia, R (1, 5) OBP: 0.330, SLG: 0.495		C C B B X 2-2 ① G1-3		B C B 1 SAFE F B F B 4-2 1-2 BB		B X 1-0 ③ F7			F C B B F S 2-3 ① K2-3	3	0	0	0	1	1	0
Scott Hatteberg, L (1, 3) OBP: 0.403, SLG: 0.423		C C B X 1-2 CS 1B		C X 0-1 ① F8			B B C X 2-1 ① G3-1		B X 1-0 ② G4-3	4	0	1	0	0	0	2
Austin Kearns, R (1, 9) OBP: 0.368, SLG: 0.533		S B B C B C 3-3 ②③ K 1-2		2 SAFE C C B S 1-3 ② K			B C X 1-1 BB 1B		B B F B S S 3-3 ③ K	4	0	1	0	0	3	3
Jason LaRue, R (1, 2) OBP: 0.313, SLG: 0.368		C B B T X 2-2 ① G5-3		S B F B B C 3-3 ③ K			B S B B B 4-1 1-2 BB			2	0	0	0	1	1	2
39 Aaron Harang, R (1, 1) OBP: 0.240, SLG: 0.240 12 Edwin Encarnación, R (7, PH) OBP: 0.366, SLG: 0.475 Kent Mercker, L (8, 1) 6 Ryan Freel, R (9, 8) OBP: 0.368, SLG: 0.287		C S F X 0-2 ② G5-3		C B B B X 3-1 G6-4-3 1B			C S S S 0-3 ② K			2 0 1 0 0 0 0 1 0 0 0 0 1 2 0 0 0 0 0 0 0 0 0 0 0 0 0 0						

Inning Stats	1	2	3	4	5	6	7	8	9
	R: 0 H: 1 E: 0 LOB: 1 K: 0 BB: 0 S: 11 P: 15	R: 0 H: 1 E: 0 LOB: 1 K: 2 BB: 0 S: 9 P: 15	R: 0 H: 1 E: 0 LOB: 2 K: 1 BB: 2 S: 15 P: 20	R: 0 H: 0 E: 0 LOB: 2 K: 2 BB: 2 S: 11 P: 23	R: 0 H: 1 E: 0 LOB: 0 K: 1 BB: 0 S: 8 P: 13	R: 0 H: 0 E: 0 LOB: 0 K: 0 BB: 0 S: 5 P: 9	R: 0 H: 1 E: 0 LOB: 2 K: 1 BB: 1 S: 10 P: 18	R: 0 H: 0 E: 0 LOB: 0 K: 0 BB: 0 S: 5 P: 8	R: 0 H: 0 E: 0 LOB: 0 K: 2 BB: 0 S: 8 P: 14

1B: 5 SF: 0
2B: 1 SAC: 0
3B: 0 DP: 2
HR: 0 HBP: 1

WP: 0 PA: 34
PB: 0
SB: 0
CS: 1

PITCHER		IP	WLS	BF	H	R	ER	SO	BB	IBB	HBP	BLK	WP	HR	S	P	ERA	WHIP
37 Juan Cruz, R ERA: 4.76	(1, 1)	6.0	W	23	4	0	0	5	2	0	1	0	0	0	59	95	0.00	1.000
Luis Vizcaino, R ERA: 2.96	(7, 1)	1.0		5	1	0	0	1	1	0	0	0	0	0	10	18	0.00	2.000
Brandon Lyon, R ERA: 3.32	(8, 1)	1.0		3	0	0	0	0	0	0	0	0	0	0	5	8	0.00	0.000
Jorge Julio, R ERA: 4.84	(9, 1)	1.0		3	0	0	0	2	0	0	0	0	0	0	8	14	0.00	0.000

PITCHER	IP	WLS	BF	H	R	ER	SO	BB	IBB	HBP	BLK	WP	HR	S	P	ERA	WHIP

Arizona Diamondbacks @ Cincinnati Reds

Great American Ball Park, Cincinnati, OH

Sun May 28 2006, 1:15 PM EDT

Att. 27,694 - Partly Cloudy - 83 F

livebaseballscorecards.com

TOP

Batter	1	2	3	4	5	6	7	8	9	AB	R	H	RBI	BB	SO	LOB
Craig Counsell, L (1, 6) OBP: 0.362, SLG: 0.381	1-1 1B 2B 1B		F B F F F X 1-2 G3-1 ①		B B B C F F X 3-2 G3 ①		M S C 0-3 K ①		C B F X 1-2 F9 ③	5	1	1	0	0	1	0
30 Jeff DaVanon, S (1, 8) OBP: 0.352, SLG: 0.424	B C F B X 2-2 F8 ①		B B B 4-0 1B BB		C F B F B S 2-3 K2-3 ②		B C C B F F C 2-3 K ②			3	0	0	0	1	2	1
Chad Tracy, L (1, 5) OBP: 0.349, SLG: 0.500	C B B F F 1 SAFE X 2-2 1-3 2B 1B		C 1 B X SAFE 1-1 F7 ②		C B S C 1-3 K ③		X 0-0 F7 ③			4	1	1	0	0	1	1
Luis Gonzalez, L (1, 7) OBP: 0.380, SLG: 0.480	X 0-0 1-H 3-H 34 1B 2B		S X 0-1 1-3 34 BB 1B			F B B B F F X 3-2 F7 ①		B C B F B X 3-2 L9 ①		4	1	2	2	0	0	0
34 Conor Jackson, R (1, 3) OBP: 0.383, SLG: 0.478 Tony Clark, S (9, 3) OBP: 0.307, SLG: 0.371	C C F X 0-2 2-H L3 1B		F B B F B F F B 4-2 1-2 BB			X 0-0 E 1 G3-4-3 1B		C B B F X 2-2 F9 ②		3 0	1 0	2 0	1 0	1 0	0 0	0 0
Shawn Green, L (1, 9) OBP: 0.390, SLG: 0.465	F B X 1-1 1-1 L3 ② ③		B C S F B S 2-3 K ③			C B B X 2-1 E9 1 G3-4-3 1-3 1B		C X 0-1 1B 2B		4	0	2	0	0	1	4
Johnny Estrada, S (1, 2) OBP: 0.343, SLG: 0.496		S C F F F X 0-2 G4-3 ①		X 0-0 G6-3 ①		I I I 4-0 1 G3-4-3 IBB		B B C S F B F F X 3-2 2-H 1B ③		3	0	1	0	1	0	0
1 Orlando Hudson, S (1, 4) OBP: 0.313, SLG: 0.320		C S B B X 2-2 F7 ②		F B X 1-1 L4 ②		F B X 1-1 G3-4-3 1-2 2-3 3-H ②			B F C B B F X 3-2 G4-3 ①	4	0	0	1	0	0	2
48 Enrique Gonzalez, R (1, 1) Jorge Julio, R (7, 1) Brandon Lyon, R (8, 1) Damion Easley, R (9, PH) OBP: 0.366, SLG: 0.424 Jose Valverde, R (9, 1)		B F S C 1-3 K ③		F B S S 1-3 K ③		S T S 0-3 K ③			S B B F X 2-2 P2 ②	3 0 0 1 0	0 0 0 0 0	0 0 0 0 0	0 0 0 0 0	0 0 0 0 0	3 0 0 0 0	2 0 0 0 0
Inning Stats	R: 3 E: 0 K: 0 S: 16 H: 4 LOB: 0 BB: 0 P: 22	R: 0 E: 0 K: 1 S: 12 H: 0 LOB: 0 BB: 0 P: 15	R: 0 E: 0 K: 1 S: 17 H: 1 LOB: 3 BB: 2 P: 29	R: 0 E: 0 K: 1 S: 6 H: 0 LOB: 0 BB: 0 P: 8	R: 0 E: 0 K: 2 S: 12 H: 0 LOB: 0 BB: 0 P: 18	R: 1 E: 1 K: 1 S: 12 H: 2 LOB: 2 BB: 1 P: 22	R: 0 E: 0 K: 2 S: 9 H: 0 LOB: 0 BB: 0 P: 11	R: 0 E: 0 K: 0 S: 14 H: 2 LOB: 2 BB: 0 P: 22	R: 0 E: 0 K: 0 S: 10 H: 0 LOB: 0 BB: 0 P: 16	1B: 7 2B: 3 3B: 0 HR: 0 SF: 0 SAC: 0 DP: 1 HBP: 0							

PITCHER		IP	WLS	BF	H	R	ER	SO	BB	IBB	HBP	BLK	WP	HR	S	P	ERA	WHIP
61 Bronson Arroyo, R ERA: 2.58	(1, 1)	6.0		27	7	4	4	6	2	1	0	0	0	0	75	114	6.00	1.500
Chris Hammond, L ERA: 5.51	(7, 1)	1.0		3	0	0	0	2	0	0	0	0	0	0	9	11	0.00	0.000
25 David Weathers, R ERA: 3.24	(8, 1)	2.0	W	7	2	0	0	0	0	0	0	0	0	0	24	38	0.00	1.000

AB	34
R	4
H	9
RBI	4
BB	3
SO	8
LOB	10

BOTTOM

Batter	1	2	3	4	5	6	7	8	9	AB	R	H	RBI	BB	SO	LOB
6 Ryan Freel, R (1, 9) OBP: 0.371, SLG: 0.323	B B C X 2-1 HR		C S B B S 2-3 K ②			B X 1-0 F7 ②		F B B B F X 3-2 SH1-3 2B		4	1	2	1	0	1	0
Felipe Lopez, S (1, 6) OBP: 0.377, SLG: 0.416	B B X 2-0 G6-3 ①		B C F B B X 3-2 CS 1B			B B C C F B F B 4-2 BB		B M C X 1-2 2-3 SH1-3 ①		2	0	1	0	1	0	0
Ken Griffey Jr., L (1, 8) OBP: 0.290, SLG: 0.474	C B B X 2-1 G4-3 ②		C 1 S B SAFE 1-2 CS ③	F F F F F B F B X 2-2 G4-3 ①		B F X 1-1 F8 ③		I I I I 4-0 IBB		3	0	0	0	1	0	1
Rich Aurilia, R (1, 3) OBP: 0.319, SLG: 0.476 (8, 4)	B B X 2-0 P4 ③			B B C F C 2-3 K ②			C B X 1-1 L8 ①	C B B F C 2-3 K ②		4	0	0	0	0	2	2
Adam Dunn, L (1, 7) OBP: 0.379, SLG: 0.553		B B X 2-0 F7 ①		C B X 1-1 F7 ③			C B B F B B C 3-3 K ②	C F B B F B F B X 3-2 L7 ③		4	0	0	0	0	1	2
12 Edwin Encarnación, R (1, 5) OBP: 0.363, SLG: 0.476		S B X 1-1 F8 ②			B C C C 1-3 K ①		B B B C S X 3-2 2B		C B S B C 2-3 K ①	4	0	1	0	0	2	0
4 Brandon Phillips, R (1, 4) OBP: 0.342, SLG: 0.446 25 David Weathers, R (8, 1) Austin Kearns, R (9, PH) OBP: 0.371, SLG: 0.535		F X 0-1 1B			B F X 1-1 G1-3 ②		X 0-0 F8 ③		B B F X 2-1 HR 1B	3 0 1	0 0 1	1 0 1	0 0 1	0 0 0	0 0 0	1 0 0
26 David Ross, R (1, 2) OBP: 0.368, SLG: 0.620 Javier Valentin, S (9, PH) OBP: 0.305, SLG: 0.356		C X 0-1 G1-3 ③			F B X 1-1 G5-3 ③			X 0-0 HR 1B X	X 0-0 1-H HR	3 1	1 1	1 1	0 2	0 0	0 0	1 0
61 Bronson Arroyo, R (1, 1) OBP: 0.129, SLG: 0.276 Quinton McCracken, S (6, PH) OBP: 0.275, SLG: 0.306 Chris Hammond, L (7, 1) Scott Hatteberg, L (8, 3) OBP: 0.407, SLG: 0.452			B C S S 1-3 K ①			B B C X 2-1 F9 ①		B C C F B F X 2-2 1-H HR		1 1 0 1	0 0 0 1	0 0 0 1	0 0 0 2	1 0 0 0	0 0 0 0	0 0 0 0
Inning Stats	R: 1 E: 0 K: 0 S: 6 H: 1 LOB: 0 BB: 0 P: 14	R: 0 E: 0 K: 0 S: 7 H: 1 LOB: 1 BB: 0 P: 10	R: 0 E: 0 K: 2 S: 11 H: 1 LOB: 0 BB: 0 P: 18	R: 0 E: 0 K: 1 S: 12 H: 0 LOB: 0 BB: 0 P: 17	R: 0 E: 0 K: 1 S: 7 H: 0 LOB: 0 BB: 0 P: 10	R: 0 E: 0 K: 0 S: 9 H: 0 LOB: 1 BB: 1 P: 17	R: 0 E: 0 K: 1 S: 10 H: 1 LOB: 1 BB: 0 P: 17	R: 2 E: 0 K: 1 S: 20 H: 3 LOB: 2 BB: 1 P: 35	R: 2 E: 0 K: 1 S: 6 H: 2 LOB: 0 BB: 0 P: 10	1B: 4 2B: 2 3B: 0 HR: 3 SF: 0 SAC: 1 DP: 0 HBP: 0							

PITCHER		IP	WLS	BF	H	R	ER	SO	BB	IBB	HBP	BLK	WP	HR	S	P	ERA	WHIP
48 Enrique Gonzalez, R ERA: 1.5	(1, 1)	6.0		21	3	1	1	4	1	0	0	0	0	1	52	86	1.50	0.667
Jorge Julio, R ERA: 4.63	(7, 1)	1.0	H	4	1	0	0	1	0	0	0	0	0	0	10	17	0.00	1.000
Brandon Lyon, R ERA: 3.97	(8, 1)	1.0	H	7	3	2	2	1	0	1	0	0	0	1	20	35	18.00	3.000
Jose Valverde, R ERA: 5.03	(9, 1)	0.1	L	3	2	2	2	1	0	0	0	0	0	1	6	10	54.00	6.000

AB	32
R	5
H	9
RBI	5
BB	2
SO	7
LOB	7

TOP

Batter	1	2	3	4	5	6	7	8	9	AB	R	H	RBI	BB	SO	LOB
Felipe Lopez, S (1, 6) OBP: 0.373, SLG: 0.411	G4-3		3-H 1B		G4-3			0-1 G4-3	2-3 K	5	0	1	1	0	1	1
Adam Dunn, L (1, 7) OBP: 0.376, SLG: 0.563	K		1 SAFE 1-2 G4-3		G3			HR		4	1	1	1	0	1	1
Ken Griffey Jr., L (1, 8) OBP: 0.297, SLG: 0.475	K2-3			WP 1B SF7 1B		G5-4-3 1B		G6-3		4	1	2	0	0	1	0
Rich Aurilia, R (1, 5) OBP: 0.325, SLG: 0.486		L7		FC5 WP 1-2 1B		G5-4-3 1-2f		2B		4	0	2	0	0	0	1
Scott Hatteberg, L (1, 3) OBP: 0.403, SLG: 0.441		G6-3		L4 1-2 2-3		G4-3			BB	3	0	0	0	1	0	2
Austin Kearns, R (1, 9) OBP: 0.364, SLG: 0.527		K		SF7 3-H			K	K		3	0	0	1	0	3	2
4 Brandon Phillips, R (1, 4) OBP: 0.350, SLG: 0.450			54 G5-3 PB 1B 1B	FC5 BB			G5-3		2B	1	1	1	0	1	0	0
6 Ryan Freel, R (5, 4) OBP: 0.373, SLG: 0.333										2	0	1	0	0	1	0
Jason LaRue, R (1, 2) OBP: 0.310, SLG: 0.352			1 SAFE P5 1-2	FC5 1-2 2-3f			BB		2B	3	0	0	0	1	1	4
54 Elizardo Ramirez, S (1, 1) OBP: 0.182, SLG: 0.182			G5-3 2-3		K		G4-3			2	0	0	0	0	1	1
Quinton McCracken, S (7, PH) OBP: 0.268, SLG: 0.297										1	0	0	0	0	0	1
Kent Mercker, L (7, 1)										0	0	0	0	0	0	0
Rick White, R (8, 1)										0	0	0	0	0	0	0
37 Brian Shackelford, L (8, 1)										0	0	0	0	0	0	0
Javier Valentin, S (9, PH) OBP: 0.301, SLG: 0.351										1	0	0	0	0	0	1
Inning Stats	R: 0 E: 0 K: 2 S: 8 H: 0 LOB: 0 BB: 0 P: 13	R: 0 E: 0 K: 1 S: 8 H: 0 LOB: 0 BB: 0 P: 11	R: 1 E: 0 K: 0 S: 16 H: 2 LOB: 1 BB: 0 P: 21	R: 1 E: 0 K: 0 S: 9 H: 2 LOB: 2 BB: 1 P: 17	R: 0 E: 0 K: 1 S: 8 H: 0 LOB: 0 BB: 0 P: 12	R: 0 E: 0 K: 0 S: 7 H: 1 LOB: 0 BB: 0 P: 11	R: 0 E: 0 K: 2 S: 11 H: 0 LOB: 1 BB: 1 P: 17	R: 1 E: 0 K: 1 S: 12 H: 2 LOB: 2 BB: 1 P: 22	R: 0 E: 0 K: 2 S: 10 H: 1 LOB: 1 BB: 0 P: 16	1B: 5 2B: 2 3B: 0 HR: 1 SF: 1 SAC: 0 DP: 1 HBP: 0	WP: 1 PB: 1 SB: 0 CS: 0 PA: 37					

PITCHER		IP	WLS	BF	H	R	ER	SO	BB	IBB	HBP	BLK	WP	HR	S	P	ERA	WHIP
34 Kerry Wood, R ERA: 4.5	(1, 1)	6.0	W	23	5	2	1	4	1	0	0	0	1	0	56	85	1.50	1.000
David Aardsma, R ERA: 9.0	(7, 1)	1.0	H	4	0	0	0	2	1	0	0	0	0	0	11	17	0.00	1.000
47 Scott Eyre, L ERA: 1.71	(8, 1)	0.2		5	2	1	1	0	1	0	0	0	0	1	9	17	13.50	4.500
46 Ryan Dempster, R ERA: 3.75	(8, 1)	1.1	S	5	1	0	0	3	0	0	0	0	0	0	13	21	0.00	0.750

BOTTOM

Batter	1	2	3	4	5	6	7	8	9	AB	R	H	RBI	BB	SO	LOB
Juan Pierre, L (1, 8) OBP: 0.269, SLG: 0.301	B1-3	G1-3		SH2-3 1-2 2-3		G3-1		1-1 3B 3-H		4	0	1	1	0	0	1
1 Tony Womack, L (1, 4) OBP: 0.441, SLG: 0.467	1B 2B		E6 F8 G6-3	G4-3			FC6-4 1B	G5-3		5	1	2	0	0	0	3
Michael Barrett, R (1, 2) OBP: 0.344, SLG: 0.500	K		1 SAFE G6-3 1-2		F7		FC6-4 1-2f HR			4	1	0	0	0	1	3
Todd Walker, L (1, 3) OBP: 0.378, SLG: 0.424	16 2B 2-H 1B		F8 2-3		1B		1 SAFE 1-H HR			4	2	3	3	0	0	1
16 Aramis Ramirez, R (1, 5) OBP: 0.309, SLG: 0.465	1-H 2B		K		P5		F8			4	0	1	1	0	1	2
Jacque Jones, L (1, 9) OBP: 0.313, SLG: 0.453	G3			G4-3	G4-3		F7			4	0	0	0	0	0	2
46 Ryan Dempster, R (8, 1)										0	0	0	0	0	0	0
19 Matt Murton, R (1, 7) OBP: 0.362, SLG: 0.409		G4-3		5 1B 34 1B 1B		HR		L7		4	2	2	1	0	0	0
5 Ronny Cedeno, R (1, 6) OBP: 0.310, SLG: 0.379		L6		SH2-3 34 1B 1-3 1B		P4		G1-3 WP 3B 1B		4	1	2	0	0	0	0
34 Kerry Wood, R (1, 1) OBP: 0.600, SLG: 0.800		1-1 2B		SH2-3 1-2 3-H 1B		K		G1-3 1-3		2	0	2	1	0	0	0
Freddie Bynum, L (6, PH) OBP: 0.255, SLG: 0.444										1	0	0	0	0	1	0
David Aardsma, R (7, 1)										0	0	0	0	0	0	0
47 Scott Eyre, L (8, 1)										0	0	0	0	0	0	0
Jerry Hairston, R (8, 9) OBP: 0.256, SLG: 0.247										1	0	0	0	0	0	1
Inning Stats	R: 2 E: 0 K: 1 S: 18 H: 3 LOB: 1 BB: 0 P: 24	R: 0 E: 0 K: 0 S: 10 H: 1 LOB: 1 BB: 0 P: 13	R: 0 E: 1 K: 1 S: 9 H: 0 LOB: 1 BB: 0 P: 12	R: 1 E: 0 K: 0 S: 11 H: 3 LOB: 2 BB: 0 P: 13	R: 0 E: 0 K: 0 S: 8 H: 1 LOB: 1 BB: 0 P: 9	R: 1 E: 0 K: 1 S: 14 H: 1 LOB: 0 BB: 0 P: 19	R: 2 E: 0 K: 0 S: 8 H: 2 LOB: 0 BB: 0 P: 14	R: 1 E: 0 K: 0 S: 11 H: 2 LOB: 2 BB: 0 P: 17	R: 0 E: 0 K: 2 S: 10 H: 1 LOB: 1 BB: 0 P: 16	1B: 7 2B: 3 3B: 1 HR: 2 SF: 0 SAC: 1 DP: 1 HBP: 0	WP: 1 PB: 0 SB: 0 CS: 0 PA: 38					

PITCHER		IP	WLS	BF	H	R	ER	SO	BB	IBB	HBP	BLK	WP	HR	S	P	ERA	WHIP
54 Elizardo Ramirez, R ERA: 4.11	(1, 1)	6.0	L	28	9	4	4	3	0	0	0	0	0	1	70	90	6.00	1.500
Kent Mercker, L ERA: 7.45	(7, 1)	1.0		5	2	2	2	0	0	0	0	0	0	1	8	14	18.00	2.000
Rick White, R ERA: 6.64	(8, 1)	0.2		3	1	1	1	0	0	0	0	0	1	0	5	7	13.50	1.500
37 Brian Shackelford, L ERA: 7.71	(8, 1)	0.1		2	1	0	0	0	0	0	0	0	0	0	6	10	0.00	3.000

Cincinnati Reds @ Chicago Cubs
Wrigley Field, Chicago, IL
Mon May 29 2006, 1:20 PM CDT
Att. 40,072 - Partly Cloudy - 85 F

livebaseballscorecards.com

AB	33
R	3
H	8
RBI	3
BB	3
SO	9
LOB	14

Cincinnati Reds @ Chicago Cubs

Wrigley Field, Chicago, IL

Tue May 30 2006, 7:05 PM CDT

Att. 39,000 - Cloudy - 80 F

TOP

Batter	1	2	3	4	5	6	7	8	9	AB	R	H	RBI	BB	SO	LOB
Felipe Lopez, S (1, 6) OBP: 0.371, SLG: 0.405	G1-3		G1-3		FC4-6 1-2f		BB			3	0	0	0	1	0	2
Scott Hatteberg, L (1, 3) OBP: 0.392, SLG: 0.427	G4-3		F7			G6-3	SAFE K			4	0	0	0	0	1	1
Ken Griffey Jr., L (1, 8) OBP: 0.296, SLG: 0.467	F7		G1-3			2B G6-3 1B		K		4	1	1	0	0	1	0
Adam Dunn, L (1, 7) OBP: 0.378, SLG: 0.573		12 E 2B	P5			G6-3 1-3 1B 2B		P4		4	2	2	0	0	0	0
Austin Kearns, R (1, 9) OBP: 0.358, SLG: 0.516		F7	F7			G6-3 2-3 3-H		K		4	0	0	1	0	1	2
Javier Valentin, S (1, 2) OBP: 0.299, SLG: 0.346		F8			G5-3	3-H 1B			F8	4	0	1	1	0	0	1
12 Edwin Encarnación, R (1, 5) OBP: 0.361, SLG: 0.470		E9 2-H 1B			G6-3	P4			K	4	0	1	1	0	1	1
6 Ryan Freel, R (1, 4) OBP: 0.370, SLG: 0.331		K			1B		F9		E6 FC5-4	4	0	1	0	0	1	1
Brandon Claussen, R (1, 1) OBP: 0.119, SLG: 0.118			G1-3		1B FC4-6 1-2		G4-3		FC5-4 1-2f	2	0	1	0	0	0	0
Rick White, R (6, 1)										0	0	0	0	0	0	0
Quinton McCracken, S (7, PH) OBP: 0.262, SLG: 0.289										1	0	0	0	0	0	0
37 Brian Shackelford, L (7, 1)										0	0	0	0	0	0	0
Justin Germano, R (7, 1)										0	0	0	0	0	0	0
Kent Mercker, L (8, 1)										0	0	0	0	0	0	0
Jason LaRue, R (9, PH) OBP: 0.306, SLG: 0.347										1	0	0	0	0	0	1
Inning Stats	R: 0 E: 0 K: 0 S: 6 H: 0 LOB: 0 BB: 0 P: 6	R: 1 E: 1 K: 1 S: 10 H: 2 LOB: 1 BB: 0 P: 14	R: 0 E: 0 K: 0 S: 6 H: 0 LOB: 0 BB: 0 P: 8	R: 0 E: 0 K: 0 S: 6 H: 0 LOB: 0 BB: 0 P: 6	R: 0 E: 0 K: 0 S: 13 H: 2 LOB: 2 BB: 0 P: 18	R: 2 E: 0 K: 0 S: 11 H: 3 LOB: 1 BB: 0 P: 15	R: 0 E: 0 K: 1 S: 9 H: 0 LOB: 1 BB: 1 P: 18	R: 0 E: 0 K: 2 S: 11 H: 0 LOB: 0 BB: 0 P: 15	R: 0 E: 1 K: 1 S: 10 H: 0 LOB: 1 BB: 0 P: 19	1B: 5 2B: 2 3B: 0 HR: 0 SF: 0 SAC: 0 DP: 0 HBP: 0						

WP: 0 PB: 0 SB: 0 CS: 0 PA: 36

livebaseballscorecards.com

PITCHER		IP	WLS	BF	H	R	ER	SO	BB	IBB	HBP	BLK	WP	HR	S	P	ERA	WHIP
Greg Maddux, R ERA: 3.65	(1, 1)	5.2	W	24	7	3	3	1	0	0	0	0	0	0	50	64	4.76	1.235
David Aardsma, R ERA: 8.59	(6, 1)	0.1	H	1	0	0	0	0	0	0	0	0	0	0	2	3	0.00	0.000
44 Roberto Novoa, R ERA: 5.16	(7, 1)	1.0		4	0	0	0	1	1	0	0	0	0	0	9	18	0.00	1.000
13 Will Ohman, L ERA: 5.32	(8, 1)	1.0		3	0	0	0	2	0	0	0	0	0	0	11	15	0.00	0.000
46 Ryan Dempster, R ERA: 3.6	(9, 1)	1.0		4	0	0	0	1	0	0	0	0	0	0	10	19	0.00	0.000

BOTTOM

Batter	1	2	3	4	5	6	7	8	9	AB	R	H	RBI	BB	SO	LOB
Juan Pierre, L (1, 8) OBP: 0.272, SLG: 0.305	K		G1-3		1 S 1 E 2B		1 1B 1 PB 16 G5-2-3 BB	G4-3		4	1	1	0	1	1	0
1 Tony Womack, L (1, 4) OBP: 0.421, SLG: 0.441	G6-3			G4-3	G4-3 2-H		16 G5-2-3 19 HBP 1-3 1B			4	0	1	0	0	0	0
19 Matt Murton, R (1, 7) OBP: 0.365, SLG: 0.414	G5-3			WP 2B 2B	G5-3		16 G5-2-3 1-2 HBP			3	1	1	0	0	0	0
16 Aramis Ramirez, R (1, 5) OBP: 0.313, SLG: 0.466		5 L9-5 1B 1B		F8		2B 1B	G5-2-3 1-2 2-3 3-Hf			4	1	2	0	0	0	4
Todd Walker, L (1, 3) OBP: 0.391, SLG: 0.437		1-2 1B		5 BB 2-3 2B BB		5 1-H E 2B	5 FC6-4 IBB			2	2	2	1	2	0	0
5 Ronny Cedeno, R (1, 6) OBP: 0.314, SLG: 0.378		L9-5 2-3		1-2 2B BB		E5 2-H 1B	FC6-4 1-2f			3	1	1	0	1	0	5
Jacque Jones, L (1, 9) OBP: 0.317, SLG: 0.481		K2-3		24 1B 1-H 2-H 3-H 2B			K	HR		4	2	2	4	0	2	2
24 Henry Blanco, R (1, 2) OBP: 0.163, SLG: 0.070			G1-3	2-H 1B			K	P4		4	0	1	1	0	1	1
Greg Maddux, R (1, 1) OBP: 0.227, SLG: 0.238			G6-3		G4-3		K	L9		2	0	0	0	0	0	0
David Aardsma, R (6, 1)										0	0	0	0	0	0	0
Freddie Bynum, L (6, PH) OBP: 0.250, SLG: 0.435										1	0	0	0	0	1	1
44 Roberto Novoa, R (7, 1)										0	0	0	0	0	0	0
13 Will Ohman, L (8, 1) OBP: 1.000, SLG: 1.000										0	0	0	0	0	0	0
Jerry Hairston, R (8, PH) OBP: 0.253, SLG: 0.244										1	0	0	0	0	0	0
46 Ryan Dempster, R (9, 1)										0	0	0	0	0	0	0
Inning Stats	R: 0 E: 0 K: 1 S: 9 H: 0 LOB: 0 BB: 0 P: 11	R: 0 E: 0 K: 1 S: 6 H: 2 LOB: 1 BB: 0 P: 12	R: 0 E: 0 K: 0 S: 9 H: 0 LOB: 0 BB: 0 P: 11	R: 4 E: 0 K: 0 S: 16 H: 3 LOB: 1 BB: 2 P: 26	R: 1 E: 0 K: 0 S: 9 H: 1 LOB: 0 BB: 0 P: 14	R: 2 E: 1 K: 3 S: 16 H: 3 LOB: 1 BB: 0 P: 24	R: 0 E: 0 K: 0 S: 10 H: 1 LOB: 3 BB: 2 P: 25	R: 1 E: 0 K: 0 S: 8 H: 1 LOB: 0 BB: 0 P: 13							

WP: 1 PB: 1 SB: 1 CS: 0 PA: 37

livebaseballscorecards.com

PITCHER		IP	WLS	BF	H	R	ER	SO	BB	IBB	HBP	BLK	WP	HR	S	P	ERA	WHIP
Brandon Claussen, L ERA: 5.4	(1, 1)	5.0	L	21	6	5	4	2	2	0	0	0	1	0	49	74	7.20	1.600
Rick White, R ERA: 6.75	(6, 1)	1.0		6	3	2	1	3	0	0	0	0	0	0	16	24	9.00	3.000
37 Brian Shackelford, L ERA: 7.71	(7, 1)	0.0		2	1	0	0	0	1	0	0	0	0	0	2	8	∞	∞
Justin Germano, R ERA:	(7, 1)	1.0		4	0	0	0	0	0	1	1	0	0	0	8	17	0.00	0.000
Kent Mercker, L ERA: 7.59	(8, 1)	1.0		4	1	1	1	0	0	0	0	0	0	1	8	13	9.00	1.000

Cincinnati Reds @ Chicago Cubs

Wrigley Field, Chicago, IL

Wed May 31 2006, 7:05 PM CDT

Att. 39,810 - Clear - 65 F

livebaseballscorecards.com

TOP

Batter	1	2	3	4	5	6	7	8	9	AB	R	H	RBI	BB	SO	LOB
6 Ryan Freel, R (1, 4) (9, 7) OBP: 0.371, SLG: 0.347	B C X 1-2 E E 1B		X 0-0 ① L1		B X 1-0 ② G4-3		C B F B X 2-2 1B 3B	C F B C 1-3 ③ K		5	1	2	0	0	1	1
Felipe Lopez, S (1, 6) OBP: 0.364, SLG: 0.395	C C C 0-3 ① K		C C B S 1-3 ② K		B S B X 2-1 ③ L6		C B S F S 1-3 ① K		X 0-0 ① F9	5	0	0	0	0	3	2
Ken Griffey Jr., L (1, 8) OBP: 0.300, SLG: 0.491	1 SAFE X 0-0 E6 BB 1-3		C F B B B T 3-2 ③ K			C S B X 1-2 HR	S B B X 2-1 WP 3-H 1B		C X 0-1 ② G4-1	5	1	2	2	0	1	1
Adam Dunn, L (1, 7) OBP: 0.379, SLG: 0.571 4 Brandon Phillips, R (9, 4) OBP: 0.350, SLG: 0.450	B B D B 4-0 1-2 BB			C B B X 2-1 ① P5		B F B S B X 3-2 ① G5-3	C C B C 1-3 ② K		B C X 1-1 2B	4 0	0 0	1 0	0 0	1 0	1 0	1 0
Austin Kearns, R (1, 9) OBP: 0.359, SLG: 0.508	S F S 0-3 ② K			C B B B X 3-1 ② G6-3		S B B B C F B 4-2 1B G1-3 BB	B B C S D B 4-2 1-2 BB		B B C S F X 3-2 ③ G6-3	3	1	0	0	2	1	4
Scott Hatteberg, L (1, 3) OBP: 0.395, SLG: 0.425	C C B X 1-2 ③ G4-3			B B B 4-0 12 1B BB		F B D X 2-1 G1-3 12 HBP 1-3 1B	B C C D F X 2-2 ③ G3			3	0	1	0	1	0	5
12 Edwin Encarnación, R (1, 5) OBP: 0.364, SLG: 0.468		C X 0-1 ① G6-3		C F 1 SAFE B F B X 2-2 1-3 1B		H 1-0 G1-3 1-2 HBP		C C F X 0-2 ① F8		3	0	1	0	0	0	0
Jason LaRue, R (1, 2) OBP: 0.292, SLG: 0.329		B F B X 2-1 ② G6-3		C B B F S 2-3 ③ K		F B X 1-1 ② G1-3 1-2 2-3 3-H		B B S X 2-1 ② F8		4	0	0	1	0	1	4
22 Eric Milton, L (1, 1) OBP: 0.231, SLG: 0.462 56 Todd Coffey, R (8, 1)		C B B X 2-1 ③ G5-3			B X 1-0 ① G1-3	B F C S 1-3 ③ K		F F B F F B B X 3-2 1B		4 0	0 0	1 0	0 0	0 0	1 0	2 0
Inning Stats	R: 0 E: 1 K: 2 S: 13 H: 1 LOB: 3 BB: 1 P: 19	R: 0 E: 0 K: 0 S: 6 H: 0 LOB: 0 BB: 0 P: 10	R: 0 E: 0 K: 2 S: 7 H: 0 LOB: 0 BB: 0 P: 11	R: 0 E: 0 K: 1 S: 11 H: 1 LOB: 2 BB: 1 P: 24	R: 0 E: 0 K: 0 S: 4 H: 0 LOB: 0 BB: 0 P: 8	R: 2 E: 0 K: 1 S: 16 H: 2 LOB: 2 BB: 1 P: 29	R: 1 E: 0 K: 2 S: 18 H: 2 LOB: 2 BB: 1 P: 30	R: 0 E: 0 K: 1 S: 14 H: 1 LOB: 1 BB: 0 P: 20	R: 0 E: 0 K: 0 S: 8 H: 1 LOB: 0 BB: 0 P: 12	1B: 5 2B: 1 3B: 1 HR: 1	SF: 0 SAC: 0 DP: 0 HBP: 1					

	AB	36
	R	3
	H	8
	RBI	3
	BB	4
	SO	9
	LOB	20

WP: 1 PB: 0 SB: 0 CS: 0 — PA: 41

PITCHER		IP	WLS	BF	H	R	ER	SO	BB	IBB	HBP	BLK	WP	HR	S	P	ERA	WHIP
38 Carlos Zambrano, R ERA: 3.42	(1, 1)	6.0	L	27	4	2	2	6	3	0	1	0	0	1	57	101	3.00	1.167
47 Scott Eyre, L ERA: 2.0	(7, 1)	0.2		4	2	1	1	2	0	0	0	0	0	0	12	18	13.50	3.000
44 Roberto Novoa, R ERA: 5.09	(7, 1)	0.1		2	0	0	0	0	1	0	0	0	1	0	6	12	0.00	3.000
Bob Howry, R ERA: 2.1	(8, 1)	1.0		4	1	0	0	1	0	0	0	0	0	0	14	20	0.00	1.000
13 Will Ohman, L ERA: 5.16	(9, 1)	0.2		3	1	0	0	0	0	0	0	0	0	0	5	6	0.00	1.500

PITCHER		IP	WLS	BF	H	R	ER	SO	BB	IBB	HBP	BLK	WP	HR	S	P	ERA	WHIP
David Aardsma, R ERA: 8.22	(9, 1)	0.1		1	0	0	0	0	0	0	0	0	0	0	3	6	0.00	0.000

BOTTOM

livebaseballscorecards.com

Batter	1	2	3	4	5	6	7	8	9	AB	R	H	RBI	BB	SO	LOB
Juan Pierre, L (1, 8) OBP: 0.276, SLG: 0.309	B C X 1-1 1B		C B X 1-1 ③ F8			C F X 0-2 1B		C D B X 2-1 ② F8		4	0	2	0	0	0	1
Neifi Perez, S (1, 4) OBP: 0.228, SLG: 0.268	B F L F 1 SAFE 1 SAFE X 1-2 ① F7			C B X 1-1 ① G5-3		X 0-0 ③ G1-3		1 SAFE C X 0-1 1-2 1B		4	0	1	0	0	0	2
Michael Barrett, R (1, 2) OBP: 0.335, SLG: 0.486	F B 1 SAFE B X 2-1 ② P6			B X 1-0 ② F8			B C X 1-1 ① F9	C F S F S 0-3 ③ K		4	0	0	0	0	1	3
16 Aramis Ramirez, R (1, 5) OBP: 0.307, SLG: 0.456	X 0-0 ③ F9			B C X 1-1 ③ F9			C X 0-1 ② F9		C X 0-1 ① G5-3	4	0	0	0	0	0	1
Todd Walker, L (1, 3) OBP: 0.383, SLG: 0.427		B B C X 2-1 ① F7			B C C C F X 1-2 ① G4-3		X 0-0 ③ F8		C B C X 1-2 ② G6-3	4	0	0	0	0	0	0
19 Matt Murton, R (1, 7) OBP: 0.363, SLG: 0.416		C B C B X 2-2 ② F7			B X 1-0 ② G5-3			C B F X 1-2 HR 2B	X 0-0 ③ G6-3	4	1	1	0	0	0	0
Jacque Jones, L (1, 9) OBP: 0.317, SLG: 0.497		B C S B B F X 3-2 ③ G4-3			B C B X 2-1 ③ L9			B X 1-0 2-H HR		3	1	1	2	0	0	0
5 Ronny Cedeno, R (1, 6) OBP: 0.314, SLG: 0.377			C X 0-1 ① G6-3			X 0-0 ① F9		C B X 1-1 FC5-6 1B		3	0	1	0	0	0	0
38 Carlos Zambrano, S (1, 1) OBP: 0.045, SLG: 0.045 1 Tony Womack, L (6, PH) OBP: 0.410, SLG: 0.429 47 Scott Eyre, L (7, 1) 44 Roberto Novoa, R (7, 1) Bob Howry, L (8, 1) Freddie Bynum, L (8, PH) OBP: 0.245, SLG: 0.426 13 Will Ohman, L (9, 1) OBP: 1.000, SLG: 1.000 David Aardsma, R (9, 1)			B C X 1-1 ② G1-3			C C F T B F B C 2-3 ② K		X 0-0 ① FC5-6 1B 1-2f		1 1 0 0 0 0 1 0 0	0 0 0 0 0 0 0 0 0	0 0 0 0 0 0 0 0 0	0 1 0 0 0 0 0 0 0	0 0 0 0 0 0 0 0 0	0 0 0 0 0 0 0 0 0	0 1 0 0 0 0 1 0 0
Inning Stats	R: 0 E: 0 K: 0 S: 9 H: 1 LOB: 1 BB: 0 P: 13	R: 0 E: 0 K: 0 S: 9 H: 0 LOB: 0 BB: 0 P: 16	R: 0 E: 0 K: 0 S: 6 H: 0 LOB: 0 BB: 0 P: 8	R: 0 E: 0 K: 0 S: 5 H: 0 LOB: 0 BB: 0 P: 8	R: 0 E: 0 K: 0 S: 7 H: 0 LOB: 0 BB: 0 P: 11	R: 0 E: 0 K: 1 S: 12 H: 1 LOB: 1 BB: 0 P: 14	R: 0 E: 0 K: 0 S: 5 H: 0 LOB: 0 BB: 0 P: 6	R: 2 E: 0 K: 1 S: 16 H: 4 LOB: 2 BB: 0 P: 21	R: 0 E: 0 K: 0 S: 6 H: 0 LOB: 0 BB: 0 P: 7	1B: 4 2B: 1 3B: 0 HR: 1	SF: 0 SAC: 0 DP: 0 HBP: 0					

	AB	33
	R	2
	H	6
	RBI	2
	BB	0
	SO	2
	LOB	8

WP: 0 PB: 0 SB: 0 CS: 0 — PA: 33

PITCHER		IP	WLS	BF	H	R	ER	SO	BB	IBB	HBP	BLK	WP	HR	S	P	ERA	WHIP
22 Eric Milton, L ERA: 4.89	(1, 1)	7.2	W	29	6	2	2	1	0	0	0	0	0	1	64	92	2.35	0.783
56 Todd Coffey, R ERA: 1.2	(8, 1)	1.1	S	4	0	0	0	1	0	0	0	0	0	0	11	12	0.00	0.000

PITCHER		IP	WLS	BF	H	R	ER	SO	BB	IBB	HBP	BLK	WP	HR	S	P	ERA	WHIP

Cincinnati Reds @ Houston Astros

Minute Maid Park, Houston, TX

Fri Jun 02 2006, 7:05 PM CDT

Att. 37,086 - Clear - 86 F

livebaseballscorecards.com

TOP

Batter	1	2	3	4	5	6	7	8	9	AB	R	H	RBI	BB	SO	LOB
4 Brandon Phillips, R (1, 4) OBP: 0.349, SLG: 0.465	0-2 E S 1B 1B 2-2 G5-3		1-1 HR		2-2 F8 ③		2-3 K ②		1-3 K ②	6	2	2	1	0	2	4
Felipe Lopez, S (1, 6) OBP: 0.367, SLG: 0.393	C 1 SAFE 1 SAFE 4-2 1B 2B 1-3 BB	0-1 E6 CS 1B	0-2 G4-3 ②			2-2 G1-3 ①	1-2 WP 1B		4-2 26 HR BB	4	2	1	0	2	0	0
Ken Griffey Jr., L (1, 8) OBP: 0.304, SLG: 0.487 Chris Hammond, L (7, 1) 25 David Weathers, R (8, 1) 26 David Ross, R (9, PH) OBP: 0.379, SLG: 0.686 Esteban Yan, R (9, 1)	1-0 2B BB 1B 1-2 3-H	2-1 BB CS 1B 1-2	1-0 G4-3 ③			1-2 F8 ②	2-3 K ③ 1-2		0-1 1-H 2-H HR	5 0 0 1 0	2 0 0 1 0	2 0 0 1 0	1 0 0 3 0	0 0 0 0 0	1 0 0 0 0	1 0 0 0 0
Rich Aurilia, R (1, 3) OBP: 0.333, SLG: 0.500	1-2 BB 12 2B 2B 1-3 2-H	4-1 BB 1B ① 1-2 2-3 BB		1-1 G5-3 ①		0-0 1B 2B		1-0 P4 ①	3-3 K ③	5	3	2	1	1	1	0
Adam Dunn, L (1, 7) OBP: 0.385, SLG: 0.568 Quinton McCracken, S (8, PH) OBP: 0.256, SLG: 0.282 (8, 7)	4-1 BB 12 2B BB	4-2 E 12 SF7 1B 1-2 2-3 BB		2-2 G4-3 ②		4-0 1B 12 1B IBB		0-0 F9 ②		1 1	3 0	0 0	0 0	3 0	0 0	0 0
Austin Kearns, R (1, 9) OBP: 0.368, SLG: 0.518	4-2 12 2B 1-2 2-3 3-H BB	3-2 E8 1-3 2-H 3-H 1B		2-3 K ③		1-0 12 1B 1-3 2-H 1B		0-0 2B		4	0	3	4	1	1	0
12 Edwin Encarnación, R (1, 5) OBP: 0.369, SLG: 0.486	1-0 1-3 2-H 3-H 2B	2-2 SF7 ② 3-H			1-2 39 G4-3 2B	1-1 FC6-4 1-2 3-H 1B		3-3 K ③		4	0	3	4	0	1	1
Jason LaRue, R (1, 2) OBP: 0.277, SLG: 0.309	1-0 P2 ①	0-0 G5-3 ③			0-2 L5 ①	0-1 FC6-4 ③ 1-2f			1-2 G5-3 ①	5	0	0	0	0	0	6
39 Aaron Harang, R (1, 1) OBP: 0.214, SLG: 0.214 6 Ryan Freel, R (7, PH) OBP: 0.372, SLG: 0.356 (7, 8)	0-3 K ②		1-3 K ①		0-0 G4-3 ② 2-3		1-3 K ①		0-1 26 HR 2B	3 2	0 1	0 1	0 0	0 0	2 1	3 0
Inning Stats	R: 5 E: 0 K: 1 S: 24 H: 4 LOB: 2 BB: 3 P: 41	R: 3 E: 2 K: 0 S: 14 H: 2 LOB: 1 BB: 2 P: 29	R: 1 E: 0 K: 1 S: 9 H: 1 LOB: 0 BB: 0 P: 12	R: 0 E: 0 K: 1 S: 9 H: 0 LOB: 0 BB: 0 P: 14	R: 0 E: 0 K: 0 S: 10 H: 1 LOB: 1 BB: 0 P: 13	R: 2 E: 0 K: 0 S: 12 H: 3 LOB: 2 BB: 1 P: 21	R: 0 E: 0 K: 3 S: 14 H: 1 LOB: 1 BB: 0 P: 20	R: 0 E: 0 K: 1 S: 6 H: 1 LOB: 1 BB: 0 P: 10	R: 3 E: 0 K: 2 S: 17 H: 2 LOB: 0 BB: 1 P: 26	1B: 7 2B: 6 3B: 0 HR: 2 SF: 1 SAC: 0 DP: 0 HBP: 0						

	AB	
	R	14
	H	15
	RBI	14
	BB	7
	SO	9
	LOB	15

WP: 1 PA: 49
PB: 0
SB: 1
CS: 2

PITCHER		IP	WLS	BF	H	R	ER	SO	BB	IBB	HBP	BLK	WP	HR	S	P	ERA	WHIP
51 Wandy Rodriguez, L ERA: 4.81	(1, 1)	1.1	L	15	6	8	7	1	5	0	0	0	0	0	34	64	47.25	8.250
43 Chris Sampson, R ERA: 5.06	(2, 1)	5.1		23	6	3	3	4	0	1	0	0	0	1	55	81	5.06	1.125
Trever Miller, L ERA: 4.91	(7, 1)	1.1		5	1	0	0	2	0	0	0	0	1	0	9	15	0.00	0.750
Dave Borkowski, R ERA: 4.74	(9, 1)	1.0		6	2	3	3	2	1	0	0	0	0	1	17	26	27.00	3.000

BOTTOM

Batter	1	2	3	4	5	6	7	8	9	AB	R	H	RBI	BB	SO	LOB
Willy Taveras, R (1, 8) OBP: 0.318, SLG: 0.317	2-2 G6-3 ①		1-0 2-H S 1B		0-1 B1-3 ②		3-1 F8 ①		0-0 P3 ②	5	0	1	1	0	0	3
Craig Biggio, R (1, 4) OBP: 0.360, SLG: 0.462 Dave Borkowski, R (9, 1) 28 Adam Everett, R (9, PH) OBP: 0.259, SLG: 0.304	1-2 F7 ②		4-2 1-2 BB		0-1 1B		2-2 FC5-4 ② 1-2f 2-3		2-2 G5-3 ③	3 0 1	0 0 0	1 0 0	0 0 0	1 0 0	0 0 0	2 0 1
Mike Lamb, L (1, 5) OBP: 0.389, SLG: 0.512	0-3 K ③		2-1 F9 ③		1-1 F7 ③		0-0 G4-3 ③			4	0	0	0	0	1	5
17 Lance Berkman, S (1, 3) OBP: 0.374, SLG: 0.598		2-3 K ①		2-1 HR		3-2 P4 ①		0-0 F9 ①		4	1	1	1	0	1	0
Preston Wilson, R (1, 7) OBP: 0.307, SLG: 0.400		1-3 K ②		1-1 P3 ①		1-2 1B		0-1 HR		4	1	2	1	0	1	0
Eric Munson, L (1, 2) OBP: 0.356, SLG: 0.392		0-3 K ③		0-0 F8 ②		1-1 F9 ②		0-0 P5 ②		4	0	0	0	0	1	1
16 Jason Lane, R (1, 9) OBP: 0.332, SLG: 0.389 Trever Miller, R (7, 1) Orlando Palmeiro, L (8, PH) OBP: 0.250, SLG: 0.256 (9, 9)			4-2 43 G5-3 1B BB	3-2 1B		1-0 F9 ③		3-2 G3 ③		2 0 1	1 0 0	1 0 0	0 0 0	1 0 0	0 0 0	1 0 0
4 Eric Bruntlett, R (1, 6) OBP: 0.413, SLG: 0.426			1-1 P4 ①	1-1 G6-3 ③		0-2 FC5-4 2 1B 1B			4-1 BB	3	0	1	0	1	0	2
51 Wandy Rodriguez, S (1, 1) OBP: 0.087, SLG: 0.045 43 Chris Sampson, R (2, 1) 2 Chris Burke, R (7, 9) OBP: 0.342, SLG: 0.426 (9, 4)			2-1 G5-3 ② 1-2		1-3 K ①		1-0 FC5-4 1-2 1B		0-0 P6 ①	0 2 2	0 0 0	0 0 1	0 0 0	0 1 0	0 1 0	0 1 1
Inning Stats	R: 0 E: 0 K: 1 S: 11 H: 0 LOB: 0 BB: 0 P: 14	R: 0 E: 0 K: 3 S: 9 H: 0 LOB: 0 BB: 0 P: 12	R: 1 E: 0 K: 0 S: 13 H: 1 LOB: 2 BB: 2 P: 27	R: 1 E: 0 K: 0 S: 11 H: 2 LOB: 1 BB: 0 P: 18	R: 0 E: 0 K: 1 S: 10 H: 1 LOB: 1 BB: 0 P: 12	R: 0 E: 0 K: 0 S: 14 H: 1 LOB: 1 BB: 0 P: 20	R: 0 E: 0 K: 0 S: 10 H: 2 LOB: 2 BB: 0 P: 16	R: 1 E: 0 K: 0 S: 8 H: 1 LOB: 0 BB: 0 P: 11	R: 0 E: 0 K: 0 S: 6 H: 0 LOB: 1 BB: 1 P: 12	1B: 6 2B: 0 3B: 0 HR: 2 SF: 0 SAC: 0 DP: 0 HBP: 0						

	AB	
	R	3
	H	8
	RBI	3
	BB	3
	SO	5
	LOB	17

WP: 0 PA: 38
PB: 0
SB: 1
CS: 0

PITCHER		IP	WLS	BF	H	R	ER	SO	BB	IBB	HBP	BLK	WP	HR	S	P	ERA	WHIP
39 Aaron Harang, R ERA: 3.65	(1, 1)	6.0	W	25	5	2	2	5	2	0	0	0	0	1	68	103	3.00	1.167
Chris Hammond, L ERA: 5.19	(7, 1)	1.0		5	2	0	0	0	0	0	0	0	0	0	10	16	0.00	2.000
25 David Weathers, R ERA: 3.46	(8, 1)	1.0		4	1	1	1	0	0	0	0	0	0	1	8	11	9.00	1.000
Esteban Yan, R ERA: 6.56	(9, 1)	1.0		4	0	0	0	0	1	0	0	0	0	0	6	12	0.00	1.000

Batter	1	2	3	4	5	6	7	8	9	AB	R	H	RBI	BB	SO	LOB
4 Brandon Phillips, R (1, 4) OBP: 0.339, SLG: 0.450	C B X 1-1 F8 ①		B F C X 1-2 G4-6-3 ②③ 1-2f		C C X 0-2 G5-3 ③	F S F B X 1-2 F8 ③			B B B C F X 3-2 G6-3 ①	5	0	0	0	0	0	4
Felipe Lopez, S (1, 6) OBP: 0.364, SLG: 0.386	C B B C B B 4-2 P6-3 BB			C B X 1-1 G3 ①		C F X 0-2 F8 ①	X 0-0 F7 ①		C C B X 1-2 F7 ②	4	0	0	0	1	0	0
Ken Griffey Jr., L (1, 8) OBP: 0.315, SLG: 0.517 6 Ryan Freel, R (9, PR) OBP: 0.372, SLG: 0.356 (9, 8)	C B X 1-1 P6-3 ②③ 1-1f			B F B S X 2-2 HR		C B S B F X 2-2 FC5-4 1B	C B B B F X 3-2 F7 ②		C B F X 1-2 S 1B	5	1	3	1	0	0	1
										0	0	0	0	0	0	0
Rich Aurilia, R (1, 3) OBP: 0.328, SLG: 0.483		B C X 1-1 G6-3 ①		B C F B X 2-2 F9 ②		B X 1-0 FC5-4 ② 2B 12 2B 1-2f	B S C B B F F F 4-2 1B BB		1 SAFE B X 1-0 G6-3 ③ 1-2	4	1	0	0	1	0	2
Adam Dunn, L (1, 7) OBP: 0.391, SLG: 0.575		B B S S C B B 4-2 G4-6-3 BB		B B B S C X 3-1 P5 ③		C B X 1-1 12 2B 1-3 2B	C X 0-1 1-3 1B			3	1	2	0	1	0	0
Austin Kearns, R (1, 9) OBP: 0.366, SLG: 0.510	F B B X 2-1 G4-6-3 ②③ 1-2f				B B B C F X 3-2 G5-3 ①	B B B I 4-0 12 2B 61 1B IBB	B X 1-0 G5-3 ③			3	1	0	0	1	0	3
12 Edwin Encarnación, R (1, 5) OBP: 0.367, SLG: 0.486			C F B S 1-3 K ①		B B F C S S 2-3 K ②	F B F F D X 2-2 61 1B 1-3 2-H 3-H 2B		F B F F S 1-3 K ①		4	1	1	2	0	3	0
26 David Ross, R (1, 2) OBP: 0.403, SLG: 0.722			X 0-0 61 1B 3B		C B C X 1-2 61 2B 1B	I I I I 4-0 61 1B IBB		C S B X 1-2 F8 ②		3	2	2	0	1	0	0
61 Bronson Arroyo, R (1, 1) OBP: 0.206, SLG: 0.375 Chris Hammond, L (7, 1) Jason LaRue, R (8, PH) OBP: 0.274, SLG: 0.305 25 David Weathers, R (8, 1) 56 Todd Coffey, R (9, 1)			X 0-0 4 G4-6-3 3-H 1B		X 0-0 1-H 2B	X 0-0 1-2 2-H 3-H 1B		S B S S 1-3 K ③		3	0	3	4	0	0	0
										0	0	0	0	0	0	0
										1	0	0	0	0	1	0
										0	0	0	0	0	0	0
										0	0	0	0	0	0	0
Inning Stats	R: 0 E: 0 K: 0 S: 6 H: 0 LOB: 0 BB: 1 P: 12	R: 0 E: 0 K: 0 S: 6 H: 0 LOB: 0 BB: 1 P: 13	R: 1 E: 0 K: 1 S: 8 H: 2 LOB: 0 BB: 0 P: 10	R: 1 E: 0 K: 0 S: 10 H: 1 LOB: 0 BB: 0 P: 18	R: 1 E: 0 K: 1 S: 13 H: 2 LOB: 1 BB: 0 P: 19	R: 4 E: 0 K: 0 S: 19 H: 4 LOB: 2 BB: 2 P: 34	R: 0 E: 0 K: 0 S: 15 H: 1 LOB: 2 BB: 1 P: 23	R: 0 E: 0 K: 2 S: 10 H: 0 LOB: 0 BB: 0 P: 13	R: 0 E: 0 K: 0 S: 10 H: 1 LOB: 2 BB: 0 P: 16	1B: 6 2B: 4 3B: 1 HR: 1	SF: 0 SAC: 0 DP: 3 HBP: 0					

PITCHER		IP	WLS	BF	H	R	ER	SO	BB	IBB	HBP	BLK	WP	HR	S	P	ERA	WHIP
Andy Pettitte, L ERA: 6.03	(1, 1)	6.0	L	28	9	7	7	2	2	2	0	0	0	1	62	106	10.50	1.833
Russ Springer, R ERA: 3.1	(7, 1)	1.0		5	1	0	0	0	1	0	0	0	0	0	15	23	0.00	2.000
Trever Miller, L ERA: 4.6	(8, 1)	1.0		3	0	0	0	2	0	0	0	0	0	0	10	13	0.00	0.000
Chad Qualls, R ERA: 3.77	(9, 1)	1.0		4	1	0	0	0	0	0	0	0	0	0	10	16	0.00	1.000

PITCHER	IP	WLS	BF	H	R	ER	SO	BB	IBB	HBP	BLK	WP	HR	S	P	ERA	WHIP

TOP

Cincinnati Reds @ Houston Astros

Minute Maid Park, Houston, TX

Sat Jun 03 2006, 6:05 PM CDT

Att. 39,653 - Roof Closed - 72 F

livebaseballscorecards.com

AB	35
R	7
H	11
RBI	7
BB	5
SO	4
LOB	10

Batter	1	2	3	4	5	6	7	8	9	AB	R	H	RBI	BB	SO	LOB
Willy Taveras, R (1, 8) OBP: 0.315, SLG: 0.314	C X 0-1 G4-3 ①		B C B B B X 3-1 G6-3 ①		B C B F F F F F B F 3-2 X F9 ①	M B X 1-1 1-2 B1-3 ①			B X 1-0 17 1B 1-3 1B 1B	5	1	1	0	0	0	1
Craig Biggio, R (1, 4) OBP: 0.357, SLG: 0.458	X 0-0 BB 17 1B 1B		B B C S B X 3-2 F8 ②		C F S 0-3 K ②		B X 1-0 2-H E5		C X 0-1 3-H SF9 ①	4	0	1	1	0	1	0
17 Lance Berkman, S (1, 9) OBP: 0.375, SLG: 0.592	B C X 1-1 BB 1-2 1B		B C X 1-1 G3-1 ③		C C B B X 2-2 F7 ③		B B C X 2-1 G2 ②		B C X 1-1 1B 1-3 1B	5	0	2	0	0	0	1
Morgan Ensberg, R (1, 5) OBP: 0.395, SLG: 0.583	C D B C B B 4-2 1-2 2-3 BB			S X 0-1 G6-3 ①		C S B B C 2-3 K ①	F B B B B 4-1 BB		B X 1-0 1-2 3-H 1B	3	0	1	1	2	1	0
Mike Lamb, L (1, 3) OBP: 0.389, SLG: 0.506	C C B S 1-3 K ②			B X 1-0 G5-3 E 1B		X 0-0 2B 1B	X 0-0 P2 ③		C X 0-1 F8 ②	5	1	2	0	0	1	7
Preston Wilson, R (1, 7) OBP: 0.305, SLG: 0.400	C X 0-1 F9 ③			C B F X 1-2 G5-3 ② 1-2		S B F B X 2-2 1-3 2B		S X 0-1 ① G6-3	X 0-0 G6-3 ③	5	0	1	0	0	0	6
Brad Ausmus, R (1, 2) OBP: 0.383, SLG: 0.355		B C X 1-1 4 CS 1B		C F F B X 1-2 E3 4 2B 2-H		C B F F B B C 3-3 K ②		B X 1-0 F9 ②		4	1	1	0	0	1	2
4 Eric Bruntlett, R (1, 6) OBP: 0.409, SLG: 0.439 Russ Springer, R (7, 1) Trever Miller, R (8, 1) Orlando Palmeiro, L (8, PH) OBP: 0.244, SLG: 0.250 Chad Qualls, R (9, 1)		P B C C X 2-2 ① G6-3 ② 1-2		X 0-0 1-H 2B		B C S B S 2-3 K ③		C X 0-1 F7 ③		3	0	1	1	0	1	3
										0	0	0	0	0	0	0
										0	0	0	0	0	0	0
										1	0	0	0	0	0	0
										0	0	0	0	0	0	0
Andy Pettitte, L (1, 1) OBP: 0.167, SLG: 0.217 28 Adam Everett, R (7, 6) OBP: 0.267, SLG: 0.308		B C B F F F B F X 3-2 2B		C C S 0-3 K ③			X 0-0 B1-3 E 1B		H 1-0 1B SF9 HBP	2	0	1	0	0	1	1
										1	2	1	0	0	0	0
Inning Stats	R: 0 E: 0 K: 1 S: 12 H: 2 LOB: 1 BB: 1 P: 18	R: 0 E: 0 K: 0 S: 12 H: 2 LOB: 1 BB: 0 P: 17	R: 0 E: 0 K: 0 S: 7 H: 0 LOB: 0 BB: 0 P: 14	R: 2 E: 1 K: 1 S: 14 H: 2 LOB: 1 BB: 0 P: 17	R: 0 E: 0 K: 1 S: 13 H: 0 LOB: 0 BB: 0 P: 18	R: 0 E: 0 K: 3 S: 14 H: 2 LOB: 2 BB: 0 P: 23	R: 1 E: 1 K: 0 S: 8 H: 1 LOB: 2 BB: 1 P: 16	R: 0 E: 0 K: 0 S: 5 H: 0 LOB: 0 BB: 0 P: 6	R: 2 E: 0 K: 0 S: 9 H: 3 LOB: 2 BB: 0 P: 13	1B: 9 2B: 3 3B: 0 HR: 0	SF: 1 SAC: 0 DP: 0 HBP: 1					

PITCHER		IP	WLS	BF	H	R	ER	SO	BB	IBB	HBP	BLK	WP	HR	S	P	ERA	WHIP
61 Bronson Arroyo, R ERA: 2.4	(1, 1)	6.0	W	26	8	2	0	6	1	0	0	0	0	0	72	107	0.00	1.500
Chris Hammond, L ERA: 4.91	(7, 1)	1.0		6	1	1	0	0	1	0	0	0	0	0	8	16	0.00	2.000
25 David Weathers, R ERA: 3.33	(8, 1)	1.0		3	0	0	0	0	0	0	0	0	0	0	5	6	0.00	0.000
56 Todd Coffey, R ERA: 1.74	(9, 1)	1.0		7	3	2	2	0	0	0	1	0	0	0	9	13	18.00	3.000

PITCHER	IP	WLS	BF	H	R	ER	SO	BB	IBB	HBP	BLK	WP	HR	S	P	ERA	WHIP

BOTTOM

Cincinnati Reds @ Houston Astros

Minute Maid Park, Houston, TX

Sat Jun 03 2006, 6:05 PM CDT

Att. 39,653 - Roof Closed - 72 F

livebaseballscorecards.com

AB	38
R	5
H	12
RBI	3
BB	2
SO	6
LOB	21

Cincinnati Reds @ Houston Astros

Minute Maid Park, Houston, TX

Sun Jun 04 2006, 1:05 PM CDT

Att. 37,532 - Roof Closed - 73 F

TOP

Batter	1	2	3	4	5	6	7	8	9	10	11	AB	R	H	RBI	BB	SO	LOB
6 Ryan Freel, R (1, 4) (9, 5) OBP: 0.376, SLG: 0.397	F B B X 2-1 F9 ①		B X 1-0 HR		B B F F F X 2-2 G5-3 ①		B B B C F S 3-3 K ③			B B B C B C F B 4-2 2B BB	1 SAFE C B S F F D X 2-2 1-H HR	5	3	2	3	1	1	0
Felipe Lopez, S (1, 6) OBP: 0.363, SLG: 0.386	B C B B C F B 4-2 F8 BB		S C S 0-3 K ②		C F X 0-2 G4-3 ②			B S C B X 2-2 G1-6-3 ①		1 SAFE 1 SAFE 1 SAFE L 1 SAFE L B 1 B SAFE 1-H 2-2 X 2B	B B C C X 2-2 G4-3 ③	5	0	1	1	1	1	0
Ken Griffey Jr., L (1, 8) OBP: 0.319, SLG: 0.508	B 1 SAFE C B X 2-1 F8 ② 1-2		C F B B X 1-2 1B		B C B B B F X 3-2 F8 ③			X 0-0 G6-3 ②		I I I I 4-0 IBB		4	0	1	0	1	0	1
Adam Dunn, L (1, 7) OBP: 0.383, SLG: 0.560	B B B B X 3-0 F7 ③		C C B F C 1-3 K ③			C C C 0-3 K ①		B S F S 1-3 K ③		C B B F F S 2-3 K ①		5	0	0	0	0	4	4
Scott Hatteberg, L (1, 3) OBP: 0.386, SLG: 0.413 4 Brandon Phillips, R (9, PR) (9, 4) OBP: 0.337, SLG: 0.447		B C C B F X 2-2 G6-3 ①		B X 1-0 F9 ①		C B F F X 1-2 F7 ②			B X 1-0 E6 1B	C S S 0-3 K ②		4 1	0 0	0 0	0 0	0 0	0 1	0 2
Austin Kearns, R (1, 9) OBP: 0.371, SLG: 0.539		B F F H 2-2 HBP		X 0-0 HR		B X 1-0 HR			S T B B X 2-2 P5 ①	C B B S B X 3-2 G6-3 ③		4	2	2	2	0	0	3
Javier Valentin, S (1, 2) OBP: 0.293, SLG: 0.337		B B X 2-0 F7 ②		B B X 2-0 G3 ②		F F B C 1-3 K ③			X 0-0 1-2 1B		C B F B F F B F X 3-2 F8 ①	5	0	1	0	0	1	1
12 Edwin Encarnación, R (1, 5) OBP: 0.365, SLG: 0.486 Kent Mercker, L (9, 1) 56 Todd Coffey, R (10, 1) 26 David Ross, R (11, PH) OBP: 0.413, SLG: 0.722 Esteban Yan, R (11, 1)		B 1 SAFE S F 1 SAFE 1 SAFE X 1-2 F9 ③		B F B F F F B X 3-2 2B			X 0-0 G6-3 ①		C S D F B S 2-3 K ②		C C B F F F F B B B 4-2 6 HR BB	4 0 0 0 0	0 0 0 1 0	1 0 0 0 0	0 0 0 1 0	1 0 0 0 0	0 0 0 0 0	3 0 0 0 0
54 Elizardo Ramirez, S (1, 1) OBP: 0.154, SLG: 0.154 Quinton McCracken, S (7, PH) OBP: 0.250, SLG: 0.275 Chris Hammond, L (7, 1) 25 David Weathers, R (8, 1) Rich Aurilia, R (9, PH) OBP: 0.323, SLG: 0.475 (9, 3)		B C B S X 2-2 G1-3 ①		B B C F X 2-2 F7 ③			B X 1-0 G3-1 ②		F B B B B C F S 3-3 K ③		F B B F B F F F X 3-2 F8 ②	2 1 0 0 0 2	0 0 0 0 0 0	0 0 0 0 0 1	0 0 0 0 0 3	0 0 0 0 0 1	0 0 0 0 0 3	1 0 0 0 0 0

livebaseballscorecards.com

AB	42
R	6
H	8
RBI	6
BB	4
SO	10
LOB	18

Inning Stats	1	2	3	4	5	6	7	8	9	10	11
	R: 0 E: 0 K: 0 S: 8	R: 0 E: 0 K: 0 S: 10	R: 1 E: 0 K: 2 S: 14	R: 1 E: 0 K: 0 S: 11	R: 0 E: 0 K: 0 S: 10	R: 1 E: 0 K: 2 S: 11	R: 0 E: 0 K: 1 S: 5	R: 0 E: 0 K: 1 S: 7	R: 0 E: 1 K: 2 S: 13	R: 1 E: 0 K: 2 S: 16	R: 2 E: 0 K: 0 S: 25
	H: 0 LOB: 1 BB: 1 P: 19	H: 0 LOB: 1 BB: 0 P: 17	H: 2 LOB: 1 BB: 0 P: 19	H: 2 LOB: 1 BB: 1 P: 19	H: 0 LOB: 0 BB: 0 P: 15	H: 1 LOB: 0 BB: 0 P: 14	H: 0 LOB: 0 BB: 0 P: 9	H: 0 LOB: 0 BB: 0 P: 10	H: 1 LOB: 2 BB: 0 P: 21	H: 1 LOB: 2 BB: 2 P: 31	H: 1 LOB: 0 BB: 1 P: 39

	1B: 2	SF: 0	WP: 0	PA: 47
	2B: 2	SAC: 0	PB: 0	
	3B: 0	DP: 0	SB: 0	
	HR: 4	HBP: 1	CS: 0	

PITCHER		IP	WLS	BF	H	R	ER	SO	BB	IBB	HBP	BLK	WP	HR	S	P	ERA	WHIP
64 Fernando Nieve, R ERA: 5.19	(1, 1)	5.0		21	4	2	2	2	1	0	1	0	0	2	53	89	3.60	1.000
Trever Miller, L ERA: 4.86	(6, 1)	1.0		4	1	1	1	2	0	0	0	0	0	1	11	14	9.00	1.000
Chad Qualls, R ERA: 3.55	(7, 1)	2.0		6	0	0	0	2	0	0	0	0	0	0	12	19	0.00	0.000
54 Brad Lidge, R ERA: 5.06	(9, 1)	1.0		5	1	0	0	2	0	0	0	0	0	0	13	21	0.00	1.000
Dan Wheeler, R ERA: 5.11	(10, 1)	1.1	L	8	1	2	2	2	2	1	0	0	0	0	27	49	13.50	2.250

PITCHER		IP	WLS	BF	H	R	ER	SO	BB	IBB	HBP	BLK	WP	HR	S	P	ERA	WHIP
Russ Springer, R ERA: 3.43	(11, 1)	0.2		3	1	1	1	0	0	0	0	0	0	1	14	21	13.50	1.500

BOTTOM

Batter	1	2	3	4	5	6	7	8	9	10	11	AB	R	H	RBI	BB	SO	LOB
Craig Biggio, R (1, 4) OBP: 0.355, SLG: 0.461	F B B X 2-1 F7 ①		C C F B X 1-2 L5 ③		F D X 1-1 SF8 ② 3-H			1 SAFE P X 1-0 SH1-4 ① 1-2		B X 1-0 2 2B 2B		3	1	1	1	0	0	0
2 Chris Burke, R (1, 8) OBP: 0.346, SLG: 0.438 (10, 9)	C F F B X 1-2 F8 ②			C B B C F B F F F 3-2 F X F8 ①	F F C 0-3 K ③			X 0-0 2-H 1B		B F B B X 3-1 2-H 2B		5	0	2	2	0	1	2
17 Lance Berkman, S (1, 3) OBP: 0.376, SLG: 0.583	C C B F S 1-3 K ③			F B S B B B 4-2 BLK BB		S B F F F X 2-2 F7 ①		C F C 0-3 K ②		I I I I 4-0 IBB		3	0	0	0	2	2	1
Morgan Ensberg, R (1, 5) OBP: 0.393, SLG: 0.591 54 Brad Lidge, R (9, 1) Willy Taveras, R (10, 8) OBP: 0.314, SLG: 0.313		X 0-0 HR		F B B B S D 1 SAFE X 3-2 P5 ② 1-2		B B B C X 3-1 P4 ②		B F X 1-1 G1-3 ③		B F X 1-1 G4-3 ③		4 0 1	1 0 0	1 0 0	1 0 0	0 0 0	0 0 2	2 0 2
Preston Wilson, R (1, 7) OBP: 0.298, SLG: 0.390	F F B X 1-2 F9 ①			C B B C B S 3-3 K ③		S X 0-1 G5-3 ③			F X 0-1 G5-3 ①		C S S 0-3 K ①	5	0	0	0	0	2	1
Brad Ausmus, R (1, 2) OBP: 0.389, SLG: 0.375	C F X 0-2 16 G5-4-3 1B				B X 1-0 SF8 3B		B B X 2-0 G3 ①		B X 1-0 P4 ②		X 0-0 G5-4-3 1B	5	1	3	0	0	0	0
16 Jason Lane, R (1, 9) OBP: 0.330, SLG: 0.382 Dan Wheeler, R (10, 1) Russ Springer, R (11, 1) Eric Munson, L (11, PH) OBP: 0.350, SLG: 0.385	B 1 SAFE F X 1-1 G5-4-3 ②③ 1-2f			B C C D B H 4-2 BB HBP		B B F C F X 1-2 F9 ②			C F B B S 2-3 K ③		B X 1-0 G5-4-3 ②③ 1-2f	3 0 0 1	0 0 0 0	0 0 0 0	0 0 0 0	0 0 0 0	1 0 0 1	1 0 0 1
4 Eric Bruntlett, R (1, 6) OBP: 0.386, SLG: 0.410		C B F X 1-2 G5-3 ①		B X 1-0 P5 ①		C B B X 2-1 P3 ③				B C F X 1-2 G6-3 ①		4	0	0	0	0	0	2
64 Fernando Nieve, R (1, 1) OBP: 0.231, SLG: 0.167 Orlando Palmeiro, L (5, PH) OBP: 0.261, SLG: 0.250 Trever Miller, R (6, 1) Chad Qualls, R (7, 1) Mike Lamb, L (8, PH) OBP: 0.392, SLG: 0.506 (9, 5)		C S S 0-3 K ②		B C B B B 4-1 1-2 BB				B X 1-0 2 1B SH1-4 1B		X 0-0 L6 ②		1 0 0 0 2	0 0 0 0 1	0 0 0 0 1	0 1 0 0 1	1 0 0 0 0	0 0 0 0 0	0 0 0 0 0

AB	37
R	4
H	8
RBI	4
BB	3
SO	7
LOB	12

Inning Stats	1	2	3	4	5	6	7	8	9	10	11
	R: 0 E: 0 K: 1 S: 10	R: 1 E: 0 K: 0 S: 9	R: 0 E: 0 K: 1 S: 10	R: 0 E: 0 K: 1 S: 16	R: 1 E: 0 K: 1 S: 10	R: 0 E: 0 K: 0 S: 9	R: 0 E: 0 K: 0 S: 6	R: 1 E: 0 K: 1 S: 9	R: 0 E: 0 K: 1 S: 6	R: 1 E: 0 K: 0 S: 9	R: 0 E: 0 K: 1 S: 6
	H: 0 LOB: 0 BB: 0 P: 14	H: 2 LOB: 0 BB: 0 P: 11	H: 0 LOB: 0 BB: 0 P: 12	H: 0 LOB: 1 BB: 1 P: 29	H: 1 LOB: 2 BB: 1 P: 21	H: 0 LOB: 0 BB: 0 P: 14	H: 0 LOB: 0 BB: 0 P: 11	H: 2 LOB: 1 BB: 0 P: 11	H: 0 LOB: 0 BB: 0 P: 9	H: 2 LOB: 2 BB: 1 P: 19	H: 1 LOB: 0 BB: 0 P: 7

	1B: 4	SF: 1	WP: 0	PA: 43
	2B: 2	SAC: 1	PB: 0	
	3B: 1	DP: 2	SB: 0	
	HR: 1	HBP: 1	CS: 0	

PITCHER		IP	WLS	BF	H	R	ER	SO	BB	IBB	HBP	BLK	WP	HR	S	P	ERA	WHIP
54 Elizardo Ramirez, R ERA: 3.95	(1, 1)	6.0		23	3	2	2	4	2	0	1	1	0	1	64	101	3.00	0.833
Chris Hammond, L ERA: 4.66	(7, 1)	1.0	H	3	0	0	0	0	0	0	0	0	0	0	6	11	0.00	0.000
25 David Weathers, R ERA: 3.54	(8, 1)	1.0	B	5	2	1	1	1	0	0	0	0	0	0	9	11	9.00	2.000
Kent Mercker, L ERA: 6.94	(9, 1)	1.0		3	0	0	0	1	0	0	0	0	0	0	6	9	0.00	0.000
56 Todd Coffey, R ERA: 1.97	(10, 1)	1.0	W	6	2	1	1	0	0	1	0	0	0	0	9	19	9.00	2.000

PITCHER		IP	WLS	BF	H	R	ER	SO	BB	IBB	HBP	BLK	WP	HR	S	P	ERA	WHIP
Esteban Yan, R ERA: 6.29	(11, 1)	1.0	S	3	1	0	0	1	0	0	0	0	0	0	6	7	0.00	1.000

Cincinnati Reds @ St. Louis Cardinals

Busch Stadium, St. Louis, MO

Mon Jun 05 2006, 7:10 PM CDT

Att. 43,707 - Partly Cloudy - 79 F

livebaseballscorecards.com

TOP

Batter	1	2	3	4	5	6	7	8	9	AB	R	H	RBI	BB	SO	LOB
Felipe Lopez, S (1, 6) OBP: 0.371, SLG: 0.408	G4-3	1-2 2-H 3-H 1B	2-H 1B	F9	SF7 3B	WP HR 2B	5	2	4	2	0	0	0
Rich Aurilia, R (1, 5) OBP: 0.326, SLG: 0.471	1B	F9	F9	SF7 3-H	WP HR BB	3	0	1	1	1	0	2
6 Ryan Freel, R (9, PR) (9, 7) OBP: 0.376, SLG: 0.397										0	1	0	0	0	0	0
Ken Griffey Jr., L (1, 8) OBP: 0.329, SLG: 0.566	F7	2B	HR	F8	1-H 2-H HR	5	2	3	4	0	0	1
Adam Dunn, L (1, 7) OBP: 0.384, SLG: 0.552	G4-3	G4-6-3 BB	K	K	G6-4-3 BB	3	0	0	0	2	2	1
56 Todd Coffey, R (9, 1)										0	0	0	0	0	0	0
Austin Kearns, R (1, 9) OBP: 0.368, SLG: 0.536	P4	K	G4-3	4 1B 2B	G6-4-3 1-2f	5	1	1	0	0	1	3
Scott Hatteberg, L (1, 3) OBP: 0.382, SLG: 0.408	26 1B 4 1B FC5-2 1B	G4-6-3 1-2f	G4-3	L6	4	0	1	0	0	0	3
4 Brandon Phillips, R (1, 4) OBP: 0.341, SLG: 0.448	FC5-2 26 1B 1-2 1B	G6-3	G4-3	G4-3	2-H 1B	4	1	2	1	0	0	0
26 David Ross, R (1, 2) OBP: 0.418, SLG: 0.702	FC5-2 1-2 2-3 1B	SH3-4 1B BB	G5-3	P2	3	1	1	0	1	0	1
Brandon Claussen, R (1, 1) OBP: 0.111, SLG: 0.111	FC5-2 1-2 2-3 3-Hf	SH3-4 1-2	F8	F9	1	0	0	0	0	0	3
Rick White, R (6, 1)										0	0	0	0	0	0	0
Quinton McCracken, S (7, PH) OBP: 0.244, SLG: 0.268										1	0	0	0	0	0	0
Esteban Yan, R (7, 1)										0	0	0	0	0	0	0
Javier Valentin, S (9, PH) OBP: 0.290, SLG: 0.333										1	0	0	0	0	0	0
12 Edwin Encarnación, R (9, 5) OBP: 0.365, SLG: 0.486										0	0	0	0	0	0	0
Inning Stats	R: 0 E: 0 K: 0 S: 7 H: 1 LOB: 1 BB: 0 P: 14	R: 2 E: 0 K: 0 S: 17 H: 4 LOB: 2 BB: 0 P: 26	R: 0 E: 0 K: 1 S: 12 H: 1 LOB: 1 BB: 1 P: 22	R: 0 E: 0 K: 0 S: 6 H: 1 LOB: 2 BB: 1 P: 13	R: 1 E: 0 K: 1 S: 8 H: 1 LOB: 0 BB: 0 P: 11	R: 0 E: 0 K: 0 S: 6 H: 0 LOB: 0 BB: 0 P: 11	R: 1 E: 0 K: 0 S: 8 H: 1 LOB: 0 BB: 0 P: 8	R: 1 E: 0 K: 1 S: 10 H: 2 LOB: 1 BB: 0 P: 15	R: 3 E: 0 K: 0 S: 17 H: 2 LOB: 1 BB: 2 P: 35	1B: 7 2B: 3 3B: 1 HR: 2	SF: 1 SAC: 1 DP: 2 HBP: 0			WP: 1 PB: 0 SB: 0 CS: 0		PA: 41	

PITCHER		IP	WLS	BF	H	R	ER	SO	BB	IBB	HBP	BLK	WP	HR	S	P	ERA	WHIP
Jeff Suppan, R ERA: 5.01	(1, 1)	6.0		26	8	3	3	2	2	0	0	0	0	1	56	97	4.50	1.667
Josh Hancock, R ERA: 3.03	(7, 1)	0.2	H	3	1	1	1	0	0	0	0	0	0	0	7	7	13.50	1.500
34 Randy Flores, L ERA: 3.57	(7, 1)	0.2	H	2	0	0	0	1	0	0	0	0	0	0	4	5	0.00	0.000
41 Braden Looper, R ERA: 3.75	(8, 1)	0.2	H	4	2	1	1	0	0	0	0	0	0	0	7	11	13.50	3.000
44 Jason Isringhausen, R ERA: 3.91	(9, 1)	0.1	L	5	2	3	3	0	2	0	0	0	1	1	14	30	81.00	12.000

PITCHER		IP	WLS	BF	H	R	ER	SO	BB	IBB	HBP	BLK	WP	HR	S	P	ERA	WHIP
48 Brad Thompson, R ERA: 2.39	(9, 1)	0.2		1	0	0	0	0	0	0	0	0	0	0	3	5	0.00	0.000

	AB	R	H	RBI	BB	SO	LOB
TOTAL	35	8	13	8	4	3	14

BOTTOM

Batter	1	2	3	4	5	6	7	8	9	AB	R	H	RBI	BB	SO	LOB
22 David Eckstein, R (1, 6) OBP: 0.388, SLG: 0.378	BB 27 1B 1B	F7	F7	F8	G6-3	5	1	1	0	0	0	1
So Taguchi, R (1, 8) OBP: 0.347, SLG: 0.364	27 1B 27 E 1-2 BB	G3-1	F9	G5-3	K	3	1	0	0	1	0	0
53 John Rodriguez, L (9, PH) OBP: 0.381, SLG: 0.409										1	0	0	0	0	1	0
27 Scott Rolen, R (1, 5) OBP: 0.411, SLG: 0.545	E5 1-H 2-H 1B	F7	F9	43 HR BB	43 G4-6-3 BB	2	1	1	1	2	0	0
43 Juan Encarnacion, R (1, 9) OBP: 0.282, SLG: 0.450	P3	15 BB 1B	1-H HR	G4-6-3 1-2f	4	1	2	2	0	0	2
15 Jim Edmonds, L (1, 3) OBP: 0.357, SLG: 0.391	K	1-2 BB	G4-3	G4-3	3	0	0	0	1	1	1
7 Hector Luna, R (1, 7) OBP: 0.336, SLG: 0.435 (9, 4)	G3	K	K	G6-3	4	0	0	0	0	2	3
4 Yadier Molina, R (1, 2) OBP: 0.254, SLG: 0.274	G5-3	F8	F8	HR	4	1	1	1	0	0	0
Aaron Miles, S (1, 4) OBP: 0.372, SLG: 0.340	K	F8	16 HR BB	G4-3	3	1	0	0	1	1	0
48 Brad Thompson, R (9, 1) OBP: 0.500, SLG: 0.500										0	0	0	0	0	0	0
Jeff Suppan, R (1, 1) OBP: 0.150, SLG: 0.105	1B	F-Hf	1-H HR	G4-3	2	0	1	0	0	1	0
16 Chris Duncan, L (6, PH) OBP: 0.429, SLG: 1.286										1	1	2	0	0	0
Josh Hancock, R (7, 1)										0	0	0	0	0	0
34 Randy Flores, L (7, 1)										0	0	0	0	0	0
41 Braden Looper, R (8, 1) OBP: 0.500, SLG: 1.000										0	0	0	0	0	0
44 Jason Isringhausen, R (9, 1)										0	0	0	0	0	0
Timo Perez, L (9, 7) OBP: 0.429, SLG: 0.200										1	0	0	0	0	0
Inning Stats	R: 2 E: 1 K: 1 S: 15 H: 2 LOB: 1 BB: 1 P: 26	R: 0 E: 0 K: 1 S: 15 H: 1 LOB: 1 BB: 0 P: 22	R: 0 E: 0 K: 1 S: 18 H: 1 LOB: 2 BB: 1 P: 30	R: 0 E: 0 K: 1 S: 10 H: 0 LOB: 0 BB: 0 P: 14	R: 2 E: 0 K: 0 S: 12 H: 1 LOB: 0 BB: 1 P: 22	R: 2 E: 0 K: 1 S: 10 H: 1 LOB: 0 BB: 1 P: 18	R: 0 E: 0 K: 0 S: 4 H: 0 LOB: 0 BB: 1 P: 8	R: 1 E: 0 K: 0 S: 5 H: 1 LOB: 0 BB: 0 P: 10	R: 0 E: 0 K: 1 S: 8 H: 0 LOB: 0 BB: 0 P: 14	1B: 4 2B: 0 3B: 0 HR: 3	SF: 0 SAC: 0 DP: 2 HBP: 0			WP: 0 PB: 0 SB: 0 CS: 0		PA: 38	

PITCHER		IP	WLS	BF	H	R	ER	SO	BB	IBB	HBP	BLK	WP	HR	S	P	ERA	WHIP
Brandon Claussen, L ERA: 5.4	(1, 1)	5.0		23	5	4	3	4	3	0	0	0	0	1	70	114	5.40	1.600
Rick White, R ERA: 7.25	(6, 1)	1.0		5	1	2	2	1	1	0	0	0	0	0	10	18	18.00	2.000
Esteban Yan, R ERA: 6.15	(7, 1)	2.0	W	7	1	1	1	0	1	0	0	0	0	1	9	18	4.50	1.000
56 Todd Coffey, R ERA: 1.91	(9, 1)	1.0	S	3	0	0	0	1	0	0	0	0	0	0	8	14	0.00	0.000

	AB	R	H	RBI	BB	SO	LOB
TOTAL	33	7	7	6	5	6	7

Batter	1	2	3	4	5	6	7	8	9	AB	R	H	RBI	BB	SO	LOB
6 Ryan Freel, R (1, 9) (9, 8) OBP: 0.377, SLG: 0.404	G6-3	FC1-6-4 1-2f		1-3 1B		1-1 2B		G5-3		5	0	2	0	0	0	1
Felipe Lopez, S (1, 6) OBP: 0.368, SLG: 0.416	0-2 HR		2-2 G4-3	0-3 K		1-1 G4-3		1-2 G1-3		5	1	1	1	0	1	3
Ken Griffey Jr., L (1, 8) OBP: 0.352, SLG: 0.573	4-2 G1-6-3 BB		1-0 12 F9 BB 1B		0-1 1B 12 HBP 1B		4-2 HR BB		4-1 2B BB	2	2	2	0	3	0	0
Rick White, R (9, 1)										0	0	0	0	0	0	0
Adam Dunn, L (1, 7) OBP: 0.388, SLG: 0.571	0-0 G1-6-3 1-2f		4-2 1-2 BB		2-3 K		2-1 1-H HR		0-0 1-H 2B 2B	4	2	2	3	1	1	2
12 Edwin Encarnación, R (1, 5) OBP: 0.364, SLG: 0.481		2-1 G5-3	0-1 F9 2-3		2-2 1B 1-2 HBP		0-1 F9		0-0 P5	2	0	0	0	0	0	2
Rich Aurilia, R (5, 5) OBP: 0.321, SLG: 0.463										2	0	0	0	0	0	1
Scott Hatteberg, L (1, 3) OBP: 0.389, SLG: 0.429		0-0 4 2B 2B	2-2 G4-3		0-1 1-3 2-3 1B		3-1 G3		3-1 4 1B 2-H 2B	5	1	3	1	0	0	2
4 Brandon Phillips, R (1, 4) OBP: 0.348, SLG: 0.459		0-1 26 1B 2-H 2B		1-3 K	2-2 L9		1-1 1B		0-2 2-3 1B	5	1	3	1	0	1	2
26 David Ross, R (1, 2) OBP: 0.417, SLG: 0.677		0-0 6 FC1-6-4 2-H 1B		3-2 6 1B 1B		1-1 F9	F 1 SAFE 0-2 G3		2-3 K	5	0	2	1	0	1	3
22 Eric Milton, L (1, 1) OBP: 0.188, SLG: 0.375	0-3 K			B 1 SAFE 1-3 K		0-3 K		1-1 G4-3	0-0 G1-3	3	0	0	0	0	3	2
Quinton McCracken, S (8, PH) OBP: 0.239, SLG: 0.262										1	0	0	0	0	0	0
Chris Hammond, L (8, 1)										0	0	0	0	0	0	0
Austin Kearns, R (9, PH) OBP: 0.366, SLG: 0.533										1	0	0	0	0	0	2
(9, 9)																
Inning Stats	R: 1 E: 0 K: 0 S: 10 H: 1 LOB: 0 BB: 1 P: 16	R: 2 E: 0 K: 1 S: 13 H: 3 LOB: 1 BB: 0 P: 17	R: 0 E: 0 K: 0 S: 12 H: 1 LOB: 2 BB: 1 P: 21	R: 0 E: 0 K: 3 S: 15 H: 2 LOB: 2 BB: 0 P: 22	R: 0 E: 0 K: 1 S: 14 H: 2 LOB: 2 BB: 0 P: 20	R: 0 E: 0 K: 1 S: 9 H: 1 LOB: 1 BB: 0 P: 12	R: 2 E: 0 K: 0 S: 13 H: 2 LOB: 1 BB: 1 P: 23	R: 0 E: 0 K: 1 S: 8 H: 0 LOB: 0 BB: 0 P: 12	R: 2 E: 0 K: 1 S: 16 H: 3 LOB: 2 BB: 1 P: 25	1B: 8 2B: 5 3B: 0 HR: 2	SF: 0 SAC: 0 DP: 1 HBP: 1						

PITCHER		IP	WLS	BF	H	R	ER	SO	BB	IBB	HBP	BLK	WP	HR	S	P	ERA	WHIP
29 Chris Carpenter, R ERA: 2.83	(1, 1)	5.0	L	25	9	3	3	5	2	0	1	0	0	1	64	96	5.40	2.200
Josh Hancock, R ERA: 3.41	(6, 1)	2.0		10	3	2	2	1	1	0	0	0	0	1	22	35	9.00	2.000
48 Brad Thompson, R ERA: 2.86	(8, 1)	2.0		10	3	2	2	1	1	0	0	0	0	0	24	37	9.00	2.000

PITCHER	IP	WLS	BF	H	R	ER	SO	BB	IBB	HBP	BLK	WP	HR	S	P	ERA	WHIP

TOP

Cincinnati Reds @ St. Louis Cardinals

Busch Stadium, St. Louis, MO

Tue Jun 06 2006, 7:10 PM CDT

Att. 43,857 - Partly Cloudy - 83 F

livebaseballscorecards.com

AB	40
R	7
H	15
RBI	7
BB	4
SO	7
LOB	20

Batter	1	2	3	4	5	6	7	8	9	AB	R	H	RBI	BB	SO	LOB
22 David Eckstein, R (1, 6) OBP: 0.383, SLG: 0.372	0-1 F8		1-2 F8		B 1 SAFE 1 SAFE 2-2 F8			C C B B S 2-3 K		4	0	0	0	0	1	1
So Taguchi, R (1, 8) OBP: 0.344, SLG: 0.368	0-0 E7 27 2B		3-1 2B			1-1 L9		1-0 L9		4	0	1	0	0	0	0
27 Scott Rolen, R (1, 5) OBP: 0.413, SLG: 0.550	2-2 1-3 2B		3-2 P4			1-0 43 FC6-4 1B		0-0 G6-3		4	0	2	0	0	0	1
43 Juan Encarnacion, R (1, 9) OBP: 0.277, SLG: 0.441	1-0 P6			0-3 K		1-1 FC6-4 1-2f			0-1 G2-3	4	0	0	0	0	1	3
15 Jim Edmonds, L (1, 3) OBP: 0.351, SLG: 0.383	0-0 P6			2-2 P4		0-0 F8			0-2 F9	3	0	0	0	0	0	3
Timo Perez, L (9, PH) OBP: 0.375, SLG: 0.167										1	0	0	0	0	0	0
7 Hector Luna, R (1, 7) OBP: 0.328, SLG: 0.424		1-0 F7		2-2 L6			0-1 F8		0-0 G3-1	3	0	0	0	0	0	0
53 John Rodriguez, L (9, PH) OBP: 0.377, SLG: 0.404										1	0	0	0	0	0	0
4 Yadier Molina, R (1, 2) OBP: 0.256, SLG: 0.275		1-0 P2			3-2 P3		2-2 1B			3	0	1	0	0	0	0
Aaron Miles, S (1, 4) OBP: 0.371, SLG: 0.340		2-1 G5-3			1-0 1B		1-0 F9			3	0	1	0	0	0	1
29 Chris Carpenter, R (1, 1) OBP: 0.050, SLG: 0.050			0-3 K		3-3 K		1-2 G1-3			1	0	0	0	0	1	0
26 Scott Spiezio, S (5, PH) OBP: 0.398, SLG: 0.495										1	0	0	0	0	1	1
Josh Hancock, R (6, 1)										0	0	0	0	0	0	0
16 Chris Duncan, L (7, PH) OBP: 0.375, SLG: 1.125										1	0	0	0	0	0	1
48 Brad Thompson, R (8, 1) OBP: 0.500, SLG: 0.500										0	0	0	0	0	0	0
Inning Stats	R: 0 E: 1 K: 0 S: 8 H: 1 LOB: 2 BB: 0 P: 11	R: 0 E: 0 K: 0 S: 4 H: 0 LOB: 0 BB: 0 P: 8	R: 0 E: 0 K: 1 S: 14 H: 1 LOB: 1 BB: 0 P: 21	R: 0 E: 0 K: 1 S: 10 H: 0 LOB: 0 BB: 0 P: 14	R: 0 E: 0 K: 1 S: 15 H: 1 LOB: 1 BB: 0 P: 24	R: 0 E: 0 K: 0 S: 6 H: 1 LOB: 1 BB: 0 P: 9	R: 0 E: 0 K: 0 S: 9 H: 1 LOB: 1 BB: 0 P: 13	R: 0 E: 0 K: 1 S: 5 H: 0 LOB: 0 BB: 0 P: 8	R: 0 E: 0 K: 0 S: 7 H: 0 LOB: 0 BB: 0 P: 7	1B: 3 2B: 2 3B: 0 HR: 0	SF: 0 SAC: 0 DP: 0 HBP: 0						

PITCHER		IP	WLS	BF	H	R	ER	SO	BB	IBB	HBP	BLK	WP	HR	S	P	ERA	WHIP
22 Eric Milton, L ERA: 4.14	(1, 1)	7.0	W	27	5	0	0	3	0	0	0	0	0	0	66	100	0.00	0.714
Chris Hammond, L ERA: 4.43	(8, 1)	1.0		3	0	0	0	1	0	0	0	0	0	0	5	8	0.00	0.000
Rick White, R ERA: 6.94	(9, 1)	1.0		3	0	0	0	0	0	0	0	0	0	0	7	7	0.00	0.000

PITCHER	IP	WLS	BF	H	R	ER	SO	BB	IBB	HBP	BLK	WP	HR	S	P	ERA	WHIP

BOTTOM

Cincinnati Reds @ St. Louis Cardinals

Busch Stadium, St. Louis, MO

Tue Jun 06 2006, 7:10 PM CDT

Att. 43,857 - Partly Cloudy - 83 F

livebaseballscorecards.com

AB	33
R	0
H	5
RBI	0
BB	0
SO	4
LOB	11

Cincinnati Reds @ St. Louis Cardinals

Busch Stadium, St. Louis, MO

Wed Jun 07 2006, 7:10 PM CDT

Att. 44,306 - Partly Cloudy - 85 F

livebaseballscorecards.com

TOP

Batter	1	2	3	4	5	6	7	8	9	AB	R	H	RBI	BB	SO	LOB
6 Ryan Freel, R (1, 8) OBP: 0.378, SLG: 0.416	P2		1B 2B	P2		G5-3 HR 2B		P5		5	2	2	0	0	0	2
Felipe Lopez, S (1, 6) OBP: 0.369, SLG: 0.411	G6-3		1B 1B BB		WP S 2B BB	G5-3 2-3		G4-3		3	2	0	0	2	0	1
Scott Hatteberg, L (1, 3) OBP: 0.400, SLG: 0.440	E 1B BB		1B 1-3 2-H 1B		SAFE 1-H 2B 2B	HR BB		F7		3	2	2	2	2	0	0
Rich Aurilia, R (1, 5) OBP: 0.338, SLG: 0.508	E9 1-3 1B		G4-6-3 1-2 3-H 1B		2-H 2B	1-H 3-H HR			G6-3	5	1	4	5	0	0	0
Adam Dunn, L (1, 7) OBP: 0.380, SLG: 0.557	F7		G4-6-3 1-2f		K	G3			P5	5	0	0	0	0	1	5
Austin Kearns, R (1, 9) OBP: 0.363, SLG: 0.523		K		39 SH1-4 4 1B BB	G6-3		L8		K	4	0	0	0	1	2	1
4 Brandon Phillips, R (1, 4) OBP: 0.351, SLG: 0.457		F7		39 SH1-4 1-2 1B	IBB		F8			3	0	1	0	1	0	0
Jason LaRue, R (1, 2) OBP: 0.273, SLG: 0.302		L6		P4	K		1B			4	0	1	0	0	1	4
39 Aaron Harang, R (1, 1) OBP: 0.200, SLG: 0.200			G4-3	SH1-4 1-2 2-3		K	K			2	0	0	0	0	1	0
Chris Hammond, L (6, 1)										0	0	0	0	0	0	0
Javier Valentin, S (7, PH) OBP: 0.287, SLG: 0.329										1	0	0	0	0	1	1
25 David Weathers, R (7, 1)										0	0	0	0	0	0	0
56 Todd Coffey, R (9, 1)										0	0	0	0	0	0	0

	AB	35
	R	7
	H	10
	RBI	7
	BB	6
	SO	6
	LOB	14

Inning Stats									
	R: 0 E: 1 K: 0 S: 9 — H: 1 LOB: 2 BB: 1 P: 16	R: 0 E: 0 K: 1 S: 6 — H: 0 LOB: 0 BB: 0 P: 7	R: 2 E: 0 K: 0 S: 10 — H: 3 LOB: 1 BB: 1 P: 18	R: 0 E: 0 K: 0 S: 12 — H: 1 LOB: 2 BB: 1 P: 19	R: 2 E: 0 K: 2 S: 12 — H: 2 LOB: 2 BB: 2 P: 30	R: 3 E: 0 K: 1 S: 13 — H: 2 LOB: 0 BB: 1 P: 24	R: 0 E: 0 K: 1 S: 13 — H: 1 LOB: 1 BB: 0 P: 21	R: 0 E: 0 K: 0 S: 6 — H: 0 LOB: 0 BB: 0 P: 13	R: 0 E: 0 K: 1 S: 7 — H: 0 LOB: 0 BB: 0 P: 12

	1B: 5	SF: 0	WP: 1	PA: 42
	2B: 4	SAC: 1	PB: 0	
	3B: 0	DP: 1	SB: 1	
	HR: 1	HBP: 0	CS: 0	

PITCHER		IP	WLS	BF	H	R	ER	SO	BB	IBB	HBP	BLK	WP	HR	S	P	ERA	WHIP
Sidney Ponson, R ERA: 3.54	(1, 1)	5.1	L	28	8	5	5	4	4	1	0	0	1	0	55	98	8.44	2.250
Tyler Johnson, L ERA: 5.4	(6, 1)	0.2		4	1	2	2	0	1	0	0	0	0	1	7	16	27.00	3.000
50 Adam Wainwright, R ERA: 2.1	(7, 1)	2.0		7	1	0	0	1	0	0	0	0	0	0	19	34	0.00	0.500
41 Braden Looper, R ERA: 3.6	(9, 1)	1.0		3	0	0	0	1	0	0	0	0	0	0	7	12	0.00	0.000

PITCHER		IP	WLS	BF	H	R	ER	SO	BB	IBB	HBP	BLK	WP	HR	S	P	ERA	WHIP

BOTTOM

Batter	1	2	3	4	5	6	7	8	9	AB	R	H	RBI	BB	SO	LOB
22 David Eckstein, R (1, 6) OBP: 0.384, SLG: 0.374	53 FC6-4 1B		P3 1-2			53 1B 27 2B 1B	G4-3			4	1	2	0	0	0	2
53 John Rodriguez, L (1, 7) OBP: 0.382, SLG: 0.402	FC6-4 27 1B 1-2f			27 G6-4-3 BB		27 2B 1-2 1B		G4-3		3	1	1	0	1	0	1
27 Scott Rolen, R (1, 5) OBP: 0.415, SLG: 0.554	15 G4-6-3 1-2 1B			G6-4-3 1-2f		15 1B 1-H 2-H 2B		G5-3		4	1	2	2	0	0	1
15 Jim Edmonds, L (1, 3) OBP: 0.354, SLG: 0.405	G4-6-3 1-2f			K		43 1B 43 PB 2-H 1B		HR		4	1	2	2	0	1	2
43 Juan Encarnacion, R (1, 8) OBP: 0.281, SLG: 0.442 (6, 9)		F8			G5-3	26 FC5-4 1-3 1B		1B		4	0	2	0	0	0	0
16 Chris Duncan, L (1, 9) OBP: 0.300, SLG: 0.900 Tyler Johnson, S (6, 1) 26 Scott Spiezio, S (6, PH) OBP: 0.394, SLG: 0.489 50 Adam Wainwright, R (7, 1) OBP: 0.500, SLG: 2.000 Timo Perez, L (8, PH) OBP: 0.333, SLG: 0.143 41 Braden Looper, R (9, 1) OBP: 0.500, SLG: 1.000		G4-3			K	FC5-4 1-2f		P4		2 0 1 0 1 0	0 0 0 0 0 0	0 0 0 0 0 0	0 0 0 0 0 0	0 0 2 0 1 0	1 0 0 0 1 0	0 0 0 0 1 0
4 Yadier Molina, R (1, 2) OBP: 0.250, SLG: 0.268		G5-3			P5		G6-3		G4-3	4	0	0	0	0	0	0
Aaron Miles, S (1, 4) OBP: 0.368, SLG: 0.338			22 CS 1B			P5	G4-3		G4-3	4	0	1	0	0	0	0
Sidney Ponson, R (1, 1) OBP: 0.385, SLG: 0.273 So Taguchi, R (6, 8) OBP: 0.344, SLG: 0.367			K			F8	1B		F8	1 3	0 0	0 1	0 0	0 0	1 0	1 0

	AB	35
	R	4
	H	11
	RBI	4
	BB	1
	SO	3
	LOB	10

Inning Stats									
	R: 0 E: 0 K: 0 S: 11 — H: 2 LOB: 1 BB: 0 P: 16	R: 0 E: 0 K: 0 S: 9 — H: 0 LOB: 0 BB: 0 P: 13	R: 0 E: 0 K: 1 S: 8 — H: 1 LOB: 0 BB: 0 P: 11	R: 0 E: 0 K: 1 S: 8 — H: 0 LOB: 0 BB: 1 P: 14	R: 0 E: 0 K: 1 S: 10 — H: 0 LOB: 0 BB: 0 P: 14	R: 3 E: 0 K: 0 S: 17 — H: 5 LOB: 2 BB: 0 P: 25	R: 0 E: 0 K: 0 S: 7 — H: 1 LOB: 1 BB: 0 P: 10	R: 1 E: 0 K: 0 S: 12 — H: 2 LOB: 1 BB: 0 P: 19	R: 0 E: 0 K: 0 S: 9 — H: 0 LOB: 0 BB: 0 P: 13

	1B: 9	SF: 0	WP: 0	PA: 36
	2B: 1	SAC: 0	PB: 1	
	3B: 0	DP: 2	SB: 0	
	HR: 1	HBP: 0	CS: 1	

PITCHER		IP	WLS	BF	H	R	ER	SO	BB	IBB	HBP	BLK	WP	HR	S	P	ERA	WHIP
39 Aaron Harang, R ERA: 3.72	(1, 1)	5.2	W	23	8	3	3	3	1	0	0	0	0	0	61	89	4.76	1.588
Chris Hammond, L ERA: 4.35	(6, 1)	0.1	H	1	0	0	0	0	0	0	0	0	0	0	2	4	0.00	0.000
25 David Weathers, R ERA: 3.6	(7, 1)	2.0		9	3	1	1	0	0	0	0	0	0	1	19	29	4.50	1.500
56 Todd Coffey, R ERA: 1.85	(9, 1)	1.0	S	3	0	0	0	0	0	0	0	0	0	0	9	13	0.00	0.000

PITCHER		IP	WLS	BF	H	R	ER	SO	BB	IBB	HBP	BLK	WP	HR	S	P	ERA	WHIP

Chicago Cubs @ Cincinnati Reds

Great American Ball Park, Cincinnati, OH

Thu Jun 08 2006, 7:10 PM EDT

Att. 26,057 - Cloudy - 75 F

livebaseballscorecards.com

TOP

Batter	1	2	3	4	5	6	7	8	9	AB	R	H	RBI	BB	SO	LOB
Juan Pierre, L (1, 8) OBP: 0.282, SLG: 0.301	F7		G4-3			G4-3		G6-3		4	0	0	0	0	0	0
1 Tony Womack, L (1, 4) OBP: 0.367, SLG: 0.407	HR		F7			1B			G4-3	4	1	2	1	0	0	0
Michael Barrett, R (1, 2) OBP: 0.362, SLG: 0.497	P4			G6-3		1B			K	4	0	1	0	0	1	0
Todd Walker, L (1, 3) OBP: 0.379, SLG: 0.408	1B			16 G4-6-3 1B		F8			F9	4	0	2	0	0	0	2
16 Aramis Ramirez, R (1, 5) OBP: 0.303, SLG: 0.443	K			G4-6-3 1-2f			G6-3			3	0	0	0	0	1	2
Jacque Jones, L (1, 9) OBP: 0.340, SLG: 0.538		G4-3			G4-3		G3			3	0	0	0	0	0	0
19 Matt Murton, R (1, 7) OBP: 0.343, SLG: 0.388		F9			F9		F7			2	0	0	0	0	0	0
13 Will Ohman, L (5, 1) OBP: 1.000, SLG: 1.000										0	0	0	0	0	0	0
Neifi Perez, S (7, PH) OBP: 0.211, SLG: 0.248										1	0	0	0	0	0	0
44 Roberto Novoa, R (7, 1) OBP: 0.333, SLG: 0.667										0	0	0	0	0	0	0
Bob Howry, L (8, 1)										0	0	0	0	0	0	0
5 Ronny Cedeno, R (1, 6) OBP: 0.317, SLG: 0.382		K			K			F8		3	0	0	0	0	2	0
Glendon Rusch, L (1, 1) OBP: 0.200, SLG: 0.300			G6-3			G4-3		G3		1	0	0	0	0	0	0
David Aardsma, R (4, 1)										0	0	0	0	0	0	0
Freddie Bynum, L (5, 7) OBP: 0.241, SLG: 0.393										2	0	0	0	0	0	0
Inning Stats	R: 1 E: 0 K: 1 S: 18 H: 2 LOB: 1 BB: 0 P: 23	R: 0 E: 0 K: 1 S: 8 H: 0 LOB: 0 BB: 0 P: 14	R: 0 E: 0 K: 0 S: 5 H: 0 LOB: 0 BB: 0 P: 6	R: 0 E: 0 K: 0 S: 10 H: 1 LOB: 0 BB: 0 P: 15	R: 0 E: 0 K: 1 S: 9 H: 0 LOB: 0 BB: 0 P: 16	R: 0 E: 0 K: 0 S: 15 H: 2 LOB: 2 BB: 0 P: 20	R: 0 E: 0 K: 0 S: 13 H: 0 LOB: 0 BB: 0 P: 17	R: 0 E: 0 K: 0 S: 10 H: 0 LOB: 0 BB: 0 P: 12	R: 0 E: 0 K: 1 S: 10 H: 0 LOB: 0 BB: 0 P: 13	1B: 4 2B: 0 3B: 0 HR: 1	SF: 0 SAC: 0 DP: 1 HBP: 0			WP: 0 PB: 0 SB: 0 CS: 0		PA: 31	

PITCHER		IP	WLS	BF	H	R	ER	SO	BB	IBB	HBP	BLK	WP	HR	S	P	ERA	WHIP
61 Bronson Arroyo, R ERA: 2.31	(1, 1)	7.0	W	25	5	1	1	3	0	0	0	0	0	1	78	111	1.29	0.714
Kent Mercker, L ERA: 6.39	(8, 1)	1.0		3	0	0	0	0	0	0	0	0	0	0	10	12	0.00	0.000
Esteban Yan, R ERA: 5.93	(9, 1)	1.0		3	0	0	0	1	0	0	0	0	0	0	10	13	0.00	0.000

AB	31
R	1
H	5
RBI	1
BB	0
SO	4
LOB	4

BOTTOM

Batter	1	2	3	4	5	6	7	8	9	AB	R	H	RBI	BB	SO	LOB
6 Ryan Freel, R (1, 8) OBP: 0.383, SLG: 0.440	K		HR	S 1B		K		1-2 3-H 1B		5	1	3	2	0	2	0
Felipe Lopez, S (1, 6) OBP: 0.373, SLG: 0.412	2B 1B		K	1-2 BB			S 1B	K		4	1	2	0	1	2	2
Rich Aurilia, R (1, 5) OBP: 0.333, SLG: 0.504	1-H 2B		G5-3	F9			F8 1-2	P3		5	0	1	1	0	0	5
Adam Dunn, L (1, 7) OBP: 0.378, SLG: 0.549	F8		K		K		G6-4-3 IBB			3	0	0	0	1	2	1
Austin Kearns, R (1, 9) OBP: 0.361, SLG: 0.518	F7			FC3-6 1B	F7		G6-4-3 1-2f			4	0	1	0	0	0	3
Scott Hatteberg, L (1, 3) OBP: 0.402, SLG: 0.434		L7		FC3-6 4 HR 1-2f	HBP			4 1B 26 SF8	BB	2	2	0	0	1	0	1
4 Brandon Phillips, R (1, 4) OBP: 0.354, SLG: 0.475		F9		1-H HR	K			26 SF8 26 S 6 1B 1-3	1B	4	2	2	2	0	1	1
26 David Ross, R (1, 2) OBP: 0.421, SLG: 0.719		BB		HR		L7		SF8 1-3 3-H		2	1	1	2	1	0	0
61 Bronson Arroyo, R (1, 1) OBP: 0.189, SLG: 0.343		K2-3		K		K		6 1B	BB	3	0	0	0	0	3	1
Kent Mercker, L (8, 1)										0	0	0	0	0	0	0
Javier Valentin, S (8, PH) OBP: 0.295, SLG: 0.329										0	0	0	1	0	0	0
Esteban Yan, R (9, 1)										0	0	0	0	0	0	0
Inning Stats	R: 1 E: 0 K: 1 S: 13 H: 2 LOB: 1 BB: 1 P: 22	R: 0 E: 0 K: 1 S: 10 H: 0 LOB: 1 BB: 1 P: 15	R: 1 E: 0 K: 2 S: 11 H: 1 LOB: 0 BB: 0 P: 18	R: 3 E: 0 K: 1 S: 17 H: 4 LOB: 2 BB: 1 P: 33	R: 0 E: 0 K: 2 S: 9 H: 0 LOB: 1 BB: 0 P: 10	R: 0 E: 0 K: 2 S: 9 H: 0 LOB: 0 BB: 0 P: 16	R: 0 E: 0 K: 0 S: 7 H: 1 LOB: 1 BB: 1 P: 16	R: 2 E: 0 K: 1 S: 20 H: 2 LOB: 2 BB: 2 P: 34	R: 0 E: 0 K: 1 S: 10 H: 0 LOB: 0 BB: 0 P: 13	1B: 6 2B: 1 3B: 0 HR: 3	SF: 1 SAC: 0 DP: 1 HBP: 1			WP: 0 PB: 0 SB: 3 CS: 0		PA: 39	

PITCHER		IP	WLS	BF	H	R	ER	SO	BB	IBB	HBP	BLK	WP	HR	S	P	ERA	WHIP
Glendon Rusch, L ERA: 7.29	(1, 1)	3.2	L	19	7	5	5	5	1	0	0	0	0	3	47	78	12.27	2.182
David Aardsma, R ERA: 7.36	(4, 1)	0.1		2	0	0	0	0	1	0	0	0	0	0	4	10	0.00	3.000
13 Will Ohman, L ERA: 4.39	(5, 1)	2.0		7	0	0	0	4	0	0	1	0	0	0	18	26	0.00	0.000
44 Roberto Novoa, R ERA: 4.88	(7, 1)	1.1		8	2	2	2	0	2	1	0	0	0	0	20	41	13.50	3.000
Bob Howry, R ERA: 2.22	(8, 1)	0.2		3	1	0	0	1	0	0	0	0	0	0	7	9	0.00	1.500

AB	32
R	7
H	10
RBI	7
BB	5
SO	10
LOB	14

Chicago Cubs @ Cincinnati Reds

Great American Ball Park, Cincinnati, OH

Fri Jun 09 2006, 7:10 PM EDT

Att. 41,065 - Partly Cloudy - 80 F

TOP

Batter	1	2	3	4	5	6	7	8	9	AB	R	H	RBI	BB	SO	LOB
1 Tony Womack, L (1, 4) OBP: 0.359, SLG: 0.397	P6		K		F9		FC4-6 1B		SH5-3	4	0	1	0	0	1	0
Juan Pierre, L (1, 8) OBP: 0.277, SLG: 0.295	G4-3		L7		E2		FC4-6 1B 16 2B		G3	5	1	0	0	0	0	3
Todd Walker, L (1, 3) OBP: 0.380, SLG: 0.405	P4		F9		F8		16 2B 1B		BB	4	1	1	1	1	0	1
16 Aramis Ramirez, R (1, 5) OBP: 0.305, SLG: 0.451		G5-3		1B 24 SF9 2B	G6-3		1-H 3-H 2B		G1-4-3	5	1	2	2	0	0	3
Jacque Jones, L (1, 9) OBP: 0.343, SLG: 0.538		5 1B 24 2B 1B		BB 2-3 1B		G4-3	K			4	1	2	0	0	1	1
5 Ronny Cedeno, R (1, 6) OBP: 0.320, SLG: 0.384		1-2 24 2B 1B		P6		24 CS 1B		K		4	1	2	0	0	1	2
Freddie Bynum, L (1, 7) OBP: 0.246, SLG: 0.379		F7		1-2 BB		F8		24 G5-4-3 1B		2	0	0	0	1	0	3
47 Scott Eyre, L (6, 1)										0	0	0	0	0	0	0
Bob Howry, L (7, 1) OBP: 1.000, SLG: 1.000										1	0	1	0	0	0	0
46 Ryan Dempster, R (9, 1)										0	0	0	0	0	0	0
24 Henry Blanco, R (1, 2) OBP: 0.214, SLG: 0.167		1-H 2-H 2B		SF9 3-H		CS 1-2	FC4-6 1B 1B	G5-4-3 1-2f		3	1	2	3	0	0	1
Greg Maddux, R (1, 1) OBP: 0.185, SLG: 0.192		K		K			F8		G3 SH5-3 1B	2	0	0	0	0	2	3
19 Matt Murton, R (6, 7) OBP: 0.345, SLG: 0.389										2	0	1	0	0	0	1

Inning Stats	1	2	3	4	5	6	7	8	9	1B	SF	WP	PA
R	0	2	0	1	0	0	3	0	0	9	1	0	41
E	0	0	0	0	1	0	0	0	0	2B	SAC	PB	
K	0	1	0	1	0	1	1	1	1	3	1	0	
S	6	12	12	14	7	10	20	8	9	3B	DP	SB	
H	0	3	0	2	0	1	4	0	1	0	0	1	
LOB	0	1	0	2	1	0	1	0	2	HR	HBP	CS	
BB	0	0	0	1	0	0	0	1	1	0	0	1	
P	9	16	20	22	12	16	28	10	18				

PITCHER		IP	WLS	BF	H	R	ER	SO	BB	IBB	HBP	BLK	WP	HR	S	P	ERA	WHIP
54 Elizardo Ramirez, R ERA: 4.02	(1, 1)	6.0	L	25	6	3	3	3	1	0	0	0	0	0	61	95	4.50	1.167
Chris Hammond, L ERA: 5.4	(7, 1)	1.0		7	4	3	3	1	0	0	0	0	0	0	20	28	27.00	4.000
Rick White, R ERA: 6.66	(8, 1)	1.0		3	1	0	0	1	0	0	0	0	0	0	8	10	0.00	1.000
Kent Mercker, L ERA: 6.08	(9, 1)	0.2		4	1	0	0	0	1	0	0	0	0	0	6	13	0.00	3.000
Esteban Yan, R ERA: 5.86	(9, 1)	0.1		1	0	0	0	0	0	0	0	0	0	0	3	5	0.00	0.000

livebaseballscorecards.com

AB	36
R	6
H	12
RBI	6
BB	2
SO	5
LOB	18

BOTTOM

Batter	1	2	3	4	5	6	7	8	9	AB	R	H	RBI	BB	SO	LOB
Felipe Lopez, S (1, 6) OBP: 0.373, SLG: 0.412	K		G4-3			CS 2-3 1B	1-3 3-H 1B		K	5	0	2	1	0	2	3
4 Brandon Phillips, R (1, 4) OBP: 0.345, SLG: 0.462	L1			G5-3		L9	P3		L5	5	0	0	0	0	0	7
Ken Griffey Jr., L (1, 8) OBP: 0.347, SLG: 0.556	G4-3			L9		1-2 BB	G6-3		G4-3	4	0	0	0	1	0	3
Rich Aurilia, R (1, 5) OBP: 0.325, SLG: 0.489		K		G6-3		L4		F9		4	0	0	0	0	1	2
Scott Hatteberg, L (1, 3) OBP: 0.399, SLG: 0.449		G4-3			HR		F7	K		4	1	1	1	0	1	0
Adam Dunn, L (1, 7) OBP: 0.384, SLG: 0.563		HR			G4-3		1B 1B BB		BB 26 1B 6 BB BB	2	3	1	1	2	0	0
Austin Kearns, R (1, 9) OBP: 0.361, SLG: 0.516		F9			G4-3		1B 1-2 1B		6 BB BB 1-2 1B	3	0	1	0	0	0	0
22 Eric Milton, L (7, PR) OBP: 0.188, SLG: 0.375										0	1	0	0	0	0	0
Rick White, R (8, 1)										0	0	0	0	0	0	0
Kent Mercker, L (9, 1)										0	0	0	0	0	0	0
Esteban Yan, R (9, 1)										0	0	0	0	0	0	0
26 David Ross, R (9, PH) OBP: 0.429, SLG: 0.723										1	0	1	0	0	0	0
Javier Valentin, S (1, 2) OBP: 0.303, SLG: 0.330			G1-4-3			F7	1B 1-3 2-H 1B		6 BB 1-2 2-3 BB	3	0	1	1	1	0	0
Quinton McCracken, S (9, PR) OBP: 0.239, SLG: 0.262										0	0	0	0	0	0	0
54 Elizardo Ramirez, S (1, 1) OBP: 0.143, SLG: 0.143			F8			2-1 1B 2B	2-3 K		4-2 1-2 2-3 3-H BB	1	0	0	0	0	0	0
Ray Olmedo, S (6, PH) OBP: 0.455, SLG: 0.500										1	0	1	0	0	0	0
Chris Hammond, L (7, 1)										0	0	0	0	0	0	0
6 Ryan Freel, R (7, PH) OBP: 0.385, SLG: 0.437										1	0	0	1	1	1	2
(8, 9)																

Inning Stats	1	2	3	4	5	6	7	8	9	1B	SF	WP	PA
R	0	1	0	0	1	0	2	0	1	5	0	0	39
E	0	0	0	0	0	0	0	0	0	2B	SAC	PB	
K	1	1	0	1	0	1	1	1	3	1	0		
S	8	9	5	7	9	12	15	6	19	3B	DP	SB	
H	0	1	0	0	1	2	3	0	1	0	0	0	
LOB	0	0	0	0	0	2	2	0	3	HR	HBP	CS	
BB	0	0	0	0	0	1	1	0	1	2	0	1	
P	10	16	8	9	15	20	27	10	35				

PITCHER		IP	WLS	BF	H	R	ER	SO	BB	IBB	HBP	BLK	WP	HR	S	P	ERA	WHIP
Greg Maddux, R ERA: 4.09	(1, 1)	5.1	W	20	4	2	2	2	0	0	0	0	0	2	43	66	3.38	0.750
47 Scott Eyre, L ERA: 2.3	(6, 1)	1.0	H	6	2	2	2	0	2	0	0	0	0	0	14	26	18.00	4.000
Bob Howry, R ERA: 2.1	(7, 1)	1.2	H	6	1	0	0	2	0	0	0	0	0	0	14	23	0.00	0.600
46 Ryan Dempster, R ERA: 3.49	(9, 1)	1.0	S	7	1	1	1	1	3	0	0	0	0	0	19	35	9.00	4.000

livebaseballscorecards.com

AB	34
R	5
H	8
RBI	5
BB	5
SO	5
LOB	17

Chicago Cubs @ Cincinnati Reds

Great American Ball Park, Cincinnati, OH

Sat Jun 10 2006, 6:10 PM EDT

Att. 34,141 - Cloudy - 60 F

livebaseballscorecards.com

TOP

Batter	1	2	3	4	5	6	7	8	9	AB	R	H	RBI	BB	SO	LOB
Juan Pierre, L (1, 8) OBP: 0.279, SLG: 0.301	B C T F F S 1-3 ① K		C X 0-1 2B		L B X 1-1 ② FC6-4 1-2f		B B C F X 2-2 HR BB 2-3 1B	B X 1-0 ③ G5-3		5	1	2	0	0	1	1
Todd Walker, L (1, 4) OBP: 0.376, SLG: 0.397 46 Ryan Dempster, R (9, 1)	F C X 0-2 ② G4-3	B F F F F B X 2-2 ③ F7			X 0-0 ③ G3		B C F B F F B B 4-2 HR BB 1-2		C B B F C 2-3 ① K	4 0	1 0	0 0	0 0	1 0	1 0	2 0
Michael Barrett, R (1, 2) OBP: 0.368, SLG: 0.511	B C X 1-1 ③ P3			B F X 1-1 ① F8		B B B C C F B 4-2 19 FC6-4 BB	B X 1-0 HR 1-H 2-H 3-H		C C B F B B B 4-2 16 BB 19 FC5-2 1B BB	3	1	1	4	2	0	0
Phil Nevin, R (1, 3) OBP: 0.306, SLG: 0.417		B B B C F X 3-2 ① F9		F S C 0-3 ② K	C X 0-1 ① F7	C B X 1-1 19 BB 16 1B 1B		B F B S X 2-2 19 FC5-2 16 BB 1-2 1B		5	0	2	0	0	1	1
16 Aramis Ramirez, R (1, 5) OBP: 0.315, SLG: 0.459		B C S S X 1-2 2B		B S S B H 3-2 19 1B HBP	F B 1 SAFE 1 SAFE C T 1-2 ② K	C F X 0-2 19 BB 1B 1-2			B B B B 4-0 19 FC5-2 BB 1-2 2-3	3	0	2	0	1	1	1
19 Matt Murton, R (1, 7) OBP: 0.346, SLG: 0.386		F F B F X 1-2 ② F8		B X 1-0 1B 1-2	C X 0-1 ③ FC6-4 1-2f	D D C D B 4-1 BB 1-2 2-3			C X 0-1 ② FC5-2 1-2 2-3 3-Hf	4	0	1	0	1	0	5
Jacque Jones, L (1, 9) OBP: 0.335, SLG: 0.524		D S C T 1-2 ③ K		X 0-0 ③ P5			F B S X 2-2 F8 2-3 ③ K		X 0-0 ③ G4-3	5	0	0	0	0	2	9
Neifi Perez, S (1, 6) OBP: 0.212, SLG: 0.248	B F F F F S 1-3 ① K				F S F S S 0-3 ① K		B X 1-0 1B 38 SH3 HR 1B	B F X 1-1 ① L6		4	1	1	0	0	2	0
38 Carlos Zambrano, S (1, 1) OBP: 0.103, SLG: 0.185 Bob Howry, L (8, 1) OBP: 1.000, SLG: 1.000 1 Tony Womack, L (9, 4) OBP: 0.359, SLG: 0.397		C B F B B S 2-3 ② K			B S B B B 4-1 FC6-4 BB		L X 0-1 ② SH3 1-2	F B B B C 2-3 ② K		2 0 0	0 0 0	0 0 0	1 0 0	2 0 0	0 0 0	0 0 0
Inning Stats	R: 0 E: 0 K: 1 S: 10 H: 0 LOB: 0 BB: 0 P: 12	R: 0 E: 0 K: 1 S: 13 H: 1 LOB: 1 BB: 0 P: 19	R: 0 E: 0 K: 2 S: 15 H: 1 LOB: 1 BB: 0 P: 20	R: 0 E: 0 K: 1 S: 9 H: 1 LOB: 2 BB: 0 P: 14	R: 0 E: 0 K: 1 S: 8 H: 0 LOB: 1 BB: 1 P: 13	R: 0 E: 0 K: 1 S: 10 H: 0 LOB: 1 BB: 1 P: 15	R: 4 E: 0 K: 1 S: 23 H: 5 LOB: 3 BB: 2 P: 40	R: 0 E: 0 K: 1 S: 6 H: 0 LOB: 0 BB: 0 P: 10	R: 0 E: 0 K: 1 S: 12 H: 1 LOB: 3 BB: 2 P: 24	1B: 6 2B: 2 3B: 0 HR: 1	SF: 0 SAC: 1 DP: 0 HBP: 1	WP: 0 PB: 0 SB: 0 CS: 0	PA: 43				

PITCHER		IP	WLS	BF	H	R	ER	SO	BB	IBB	HBP	BLK	WP	HR	S	P	ERA	WHIP
Brandon Claussen, L ERA: 5.28	(1, 1)	6.2	L	29	5	3	3	7	3	0	1	0	0	0	78	115	4.05	1.200
Esteban Yan, R ERA: 6.11	(7, 1)	0.1		5	3	1	1	1	1	0	0	0	0	1	10	18	27.00	12.000
Joe Mays, R ERA: 9.85	(8, 1)	1.0		3	0	0	0	1	0	0	0	0	0	0	6	10	0.00	0.000
25 David Weathers, R ERA: 3.48	(9, 1)	1.0		6	1	0	0	1	2	0	0	0	0	0	12	24	0.00	3.000

PITCHER	IP	WLS	BF	H	R	ER	SO	BB	IBB	HBP	BLK	WP	HR	S	P	ERA	WHIP

AB	35
R	4
H	9
RBI	4
BB	6
SO	10
LOB	19

BOTTOM

Batter	1	2	3	4	5	6	7	8	9	AB	R	H	RBI	BB	SO	LOB
Felipe Lopez, S (1, 6) OBP: 0.377, SLG: 0.415	X 0-0 ① F7		C B F B X 2-2 ② F7		B B B C B 4-1 4 FC6-4 BB		B B B B 4-0 BB		C B B F X 2-2 4 1B 2B	3	1	1	0	2	0	0
4 Brandon Phillips, R (1, 4) OBP: 0.342, SLG: 0.455	B B C C C 2-3 ② K		F B S X 1-2 ③ G3		F B B F 1 SAFE 1 SAFE X 2-2 ③ FC6-4 1-2f		B X 1-0 ③ F9		B B C X 2-1 2-H 1B	5	0	1	1	0	1	3
Ken Griffey Jr., L (1, 8) OBP: 0.355, SLG: 0.583	X 0-0 2B			B B B C B 4-1 F8 BB BB		B X 1-0 ① G6-3		L C B B B F X 3-2 HR	X 0-0 ② L8	4	1	2	1	1	0	1
Rich Aurilia, R (1, 5) OBP: 0.314, SLG: 0.472	X 0-0 ③ P3			C X 0-1 ① F8		X 0-0 ② P5		B C X 1-1 ① B1	S X 0-1 ③ F7	5	0	0	0	0	0	3
Adam Dunn, L (1, 7) OBP: 0.386, SLG: 0.557		X 0-0 ① F7		B B B B 4-0 1-2 BB		B B C B B 4-1 BB		X 0-0 ② G4-3		2	0	0	0	2	0	0
Scott Hatteberg, L (1, 3) OBP: 0.401, SLG: 0.447		B B S F B B 4-2 26 FC6-4 BB		B B B C X 3-1 ② F8 2-3		C B 1 SAFE X 1-1 ③ G6-3		B C F F B X 2-2 26 WP BB 1B		3	0	1	0	1	0	3
Austin Kearns, R (1, 9) OBP: 0.359, SLG: 0.509		F S D B S 2-3 ② K		X 0-0 ③ F9			B B C F X 2-2 ① F7	C S B B B F B 4-2 26 WP 1-2 BB		3	0	0	0	1	1	3
26 David Ross, R (1, 2) OBP: 0.407, SLG: 0.681		B B S X 2-1 ③ FC6-4 1-2f			B C S F C 1-3 ① K		S B X 1-1 ② G5-3	C F B S 1-3 ③ K 1-2 2-3		4	0	0	0	0	2	3
Brandon Claussen, R (1, 1) OBP: 0.100, SLG: 0.100 Esteban Yan, R (7, 1) Quinton McCracken, S (7, PH) OBP: 0.255, SLG: 0.326 Joe Mays, S (8, 1) 25 David Weathers, R (9, 1) Ray Olmedo, S (9, PH) OBP: 0.417, SLG: 0.455		C B F F F X 1-2 ① G5-3			C C B B S 2-3 ② K		C C B F B B F X 3-2 3B		B B C F X 3-1 ① F8	2 0 1 0 0 0 1	0 0 0 0 0 0 0	0 0 1 0 0 0 0	0 0 0 0 0 0 0	1 0 0 0 0 0 0	0 0 0 0 0 0 0	0 0 0 0 0 0 0
Inning Stats	R: 0 E: 0 K: 1 S: 6 H: 1 LOB: 1 BB: 0 P: 8	R: 0 E: 0 K: 1 S: 8 H: 0 LOB: 1 BB: 1 P: 16	R: 0 E: 0 K: 0 S: 11 H: 0 LOB: 0 BB: 0 P: 15	R: 0 E: 0 K: 0 S: 6 H: 0 LOB: 2 BB: 2 P: 17	R: 0 E: 0 K: 2 S: 11 H: 0 LOB: 1 BB: 1 P: 20	R: 0 E: 0 K: 0 S: 5 H: 0 LOB: 1 BB: 1 P: 11	R: 0 E: 0 K: 0 S: 11 H: 1 LOB: 2 BB: 1 P: 22	R: 1 E: 0 K: 1 S: 17 H: 2 LOB: 2 BB: 1 P: 28	R: 1 E: 0 K: 0 S: 10 H: 2 LOB: 1 BB: 0 P: 17	1B: 2 2B: 2 3B: 1 HR: 1	SF: 0 SAC: 0 DP: 0 HBP: 0	WP: 1 PB: 0 SB: 0 CS: 0	PA: 40				

PITCHER		IP	WLS	BF	H	R	ER	SO	BB	IBB	HBP	BLK	WP	HR	S	P	ERA	WHIP
38 Carlos Zambrano, R ERA: 2.93	(1, 1)	7.2	W	33	4	1	1	4	6	0	0	0	0	1	69	126	1.17	1.304
Bob Howry, R ERA: 2.08	(8, 1)	0.1	H	2	0	0	0	1	1	0	0	0	1	0	6	11	0.00	3.000
46 Ryan Dempster, R ERA: 3.68	(9, 1)	1.0	S	5	2	1	1	0	0	0	0	0	0	0	10	17	9.00	2.000

PITCHER	IP	WLS	BF	H	R	ER	SO	BB	IBB	HBP	BLK	WP	HR	S	P	ERA	WHIP

AB	33
R	2
H	6
RBI	2
BB	7
SO	5
LOB	16

TOP

Batter	1	2	3	4	5	6	7	8	9	AB	R	H	RBI	BB	SO	LOB
Juan Pierre, L (1, 8) OBP: 0.282, SLG: 0.303	C X 0-1 ① B3			C S S 0-3 ① K		B B B C C X 3-2 G4-3 1B	C F 1 SAFE 1 SAFE X 0-2 FC6 1-2	X 0-0 FC6 2-H 1B		5	0	2	1	0	1	1
Todd Walker, L (1, 4) OBP: 0.368, SLG: 0.388	C S B X 1-2 ② L9			B T X 1-1 ② F9		X 0-0 ① L4	F B B B C F X 3-2 ③ G3	C F X 0-2 ③ FC6 1-2f		5	0	0	0	0	0	4
Michael Barrett, R (1, 2) OBP: 0.364, SLG: 0.503	F S B B S 2-3 ③ K			B C X 1-1 ③ L6		C F 1 SAFE X 0-2 ② G4-3 1-2		X 0-0 HR 1B	C C B X 1-2 ① G5-3	5	1	1	0	0	1	1
Phil Nevin, R (1, 3) OBP: 0.303, SLG: 0.426		C F B B X 2-2 ① G5-3			C S B X 1-2 ① G6-3	C S B S 1-3 ③ K		B X 1-0 HR 1-H	C F B F F B C 2-3 ② K	5	1	1	2	0	2	1
19 Matt Murton, R (1, 7) OBP: 0.347, SLG: 0.387		C B F X 1-2 ② F8			B B X 2-0 5 1B 1B		B C C B F B F X 3-2 ① L6	X 0-0 5 HR 1B	C X 0-1 ③ G6-3	5	2	2	0	0	0	0
Jacque Jones, L (1, 9) OBP: 0.333, SLG: 0.518		C S S S 0-3 ③ K			1 SAFE X 0-0 5 E 5 1B 1-2 SF9 1B		F F B F X 1-2 ② G6-3	B B B C F X 3-2 ① L9		4	1	1	0	0	1	1
5 Ronny Cedeno, R (1, 6) OBP: 0.328, SLG: 0.402			L B C F X 1-2 ① F9		B X 1-0 E7 SF9 1-3 2-H 1B		B C B B B 4-1 HR BB	C S D F 1 F D 1 F SAFE SAFE 2-2 F X 1-H HR		3	2	2	3	1	0	0
Neifi Perez, S (1, 5) OBP: 0.222, SLG: 0.295			B X 1-0 ② F7		B F X 1-1 ② SF9 2-3 3-H		X 0-0 1-H HR	X 0-0 1B 2B		3	2	2	3	0	0	0
49 Carlos Marmol, R (1, 1) Freddie Bynum, L (7, PH) OBP: 0.258, SLG: 0.390 David Aardsma, R (7, 1) 13 Will Ohman, L (7, 1) OBP: 1.000, SLG: 1.000 John Mabry, L (8, PH) OBP: 0.291, SLG: 0.268 47 Scott Eyre, L (8, 1) 44 Roberto Novoa, R (9, 1) OBP: 0.333, SLG: 0.667			S T B F B F S 2-3 ③ K		L T X 0-2 ③ F8	B X 1-0 FC6 1B	C B B B X 3-1 ② F9		2 0 0 0 0 1 1 1 0 1 0 0 0 0 0 0 0 0 0 0 0 0 0 0 0 0 0 0 1 0 0 0 0 0 1 0 0 0 0 0 0 0 0 0 0 0 0 0 0						
Inning Stats	R: 0 E: 0 K: 1 S: 8 H: 0 LOB: 0 BB: 0 P: 11	R: 0 E: 0 K: 1 S: 9 H: 0 LOB: 0 BB: 0 P: 12	R: 0 E: 0 K: 1 S: 10 H: 0 LOB: 0 BB: 0 P: 14	R: 0 E: 0 K: 1 S: 7 H: 0 LOB: 0 BB: 0 P: 9	R: 2 E: 1 K: 0 S: 11 H: 3 LOB: 1 BB: 0 P: 16	R: 0 E: 0 K: 1 S: 10 H: 1 LOB: 1 BB: 0 P: 14	R: 2 E: 0 K: 0 S: 19 H: 2 LOB: 2 BB: 1 P: 31	R: 5 E: 0 K: 0 S: 20 H: 6 LOB: 1 BB: 0 P: 29	R: 0 E: 0 K: 1 S: 10 H: 0 LOB: 0 BB: 0 P: 13	1B: 8 2B: 1 3B: 0 HR: 3	SF: 1 SAC: 0 DP: 0 HBP: 0					WP: 0 PB: 0 SB: 0 CS: 0	PA: 41

PITCHER		IP	WLS	BF	H	R	ER	SO	BB	IBB	HBP	BLK	WP	HR	S	P	ERA	WHIP
22 Eric Milton, L ERA: 4.1	(1, 1)	7.0	L	29	6	4	3	5	1	0	0	0	0	1	74	107	3.86	1.000
25 David Weathers, R ERA: 4.35	(8, 1)	0.0		3	3	3	3	0	0	0	0	0	0	1	3	4	∞	∞
Chris Hammond, L ERA: 5.96	(8, 1)	1.0		6	3	2	2	0	0	0	0	0	0	1	17	25	18.00	3.000
Rick White, R ERA: 6.39	(9, 1)	1.0		3	0	0	0	1	0	0	0	0	0	0	10	13	0.00	0.000

PITCHER	IP	WLS	BF	H	R	ER	SO	BB	IBB	HBP	BLK	WP	HR	S	P	ERA	WHIP

Chicago Cubs @ Cincinnati Reds
Great American Ball Park, Cincinnati, OH
Sun Jun 11 2006, 1:15 PM EDT
Att. 27,250 - Overcast - 62 F

livebaseballscorecards.com

AB	39
R	9
H	12
RBI	9
BB	1
SO	6
LOB	10

BOTTOM

Batter	1	2	3	4	5	6	7	8	9	AB	R	H	RBI	BB	SO	LOB
6 Ryan Freel, R (1, 5) OBP: 0.380, SLG: 0.427	B C F B B F S 3-3 ① K		C S B X 1-2 ② F9		C B C B C 2-3 ③ K		C H 1-1 1-2 HBP		C B B S S 2-3 ③ K	4	0	0	0	0	3	1
Felipe Lopez, S (1, 6) OBP: 0.375, SLG: 0.410	C F X 0-2 ② G3-1		B C D F F F S 2-3 ③ K			B B B C B 4-1 S BB	C B D B X 3-1 F7			3	0	0	0	1	1	3
Ken Griffey Jr., L (1, 8) OBP: 0.346, SLG: 0.566	C T B X 1-2 ③ G4-3			F B F S 1-3 ① K		B C B X 2-1 ① F7		X 0-0 ① F7		4	0	0	0	0	1	1
Adam Dunn, L (1, 7) OBP: 0.387, SLG: 0.568		B C X 1-1 ① G6-3		B S B B B 4-1 BB		C B 1 SAFE C S 1-3 ② K 1-2		B B F B X 3-1 HR		3	1	1	1	1	1	1
Austin Kearns, R (1, 9) OBP: 0.357, SLG: 0.509		B B C X 2-1 G4-3 2B		C C F S 0-3 ② K		C B B X 2-1 ③ F9		C C B B B X 3-2 ② G1-3		4	0	1	0	0	1	2
Scott Hatteberg, L (1, 3) OBP: 0.398, SLG: 0.442	C B X 1-1 ② G4-3 2-3			B C X 1-1 ③ G4-3			B C C F F B B B F F 3-2 ① X L9	C F B B B X 2-2 1B		4	0	1	0	0	0	2
4 Brandon Phillips, R (1, 4) OBP: 0.340, SLG: 0.466	C T X 0-2 ③ G4-3				C B S F X 1-2 ① F8		S B X 1-1 HR	S B F D E D T F X 3-2 ③ L7		4	1	1	1	0	0	2
26 David Ross, R (1, 2) OBP: 0.424, SLG: 0.718			C C F B B B B 4-2 22 SH1-4 BB		F S X 0-2 HR		B S S S B B B 4-2 6 HBP BB		C S X 0-2 ① G6-3	2	1	1	1	2	0	0
22 Eric Milton, L (1, 1) Quinton McCracken, S (7, PH) OBP: 0.176, SLG: 0.353 OBP: 0.250, SLG: 0.318 25 David Weathers, R (8, 1) Chris Hammond, L (8, 1) Rick White, R (9, 1) Ray Olmedo, S (9, PH) OBP: 0.385, SLG: 0.417			C B X 1-1 ① SH1-4 1-2		C S S 0-3 ② K		S B F F X 1-2 ② P4		C T B X 1-2 ② F7	1 0 0 0 0 1 0 1 0 0 0 0 0 1 0 0 0 0 0 0 0 0 0 0 0 0 0 0 0 0 0 0 0 0 0 1 0 0 0 0 0 0						
Inning Stats	R: 0 E: 0 K: 1 S: 11 H: 0 LOB: 0 BB: 0 P: 15	R: 0 E: 0 K: 0 S: 9 H: 1 LOB: 1 BB: 0 P: 13	R: 0 E: 0 K: 1 S: 14 H: 0 LOB: 0 BB: 1 P: 22	R: 0 E: 0 K: 2 S: 10 H: 0 LOB: 1 BB: 1 P: 16	R: 1 E: 0 K: 2 S: 13 H: 1 LOB: 0 BB: 0 P: 16	R: 0 E: 0 K: 1 S: 8 H: 0 LOB: 1 BB: 1 P: 17	R: 1 E: 0 K: 0 S: 18 H: 1 LOB: 2 BB: 1 P: 31	R: 1 E: 0 K: 0 S: 14 H: 2 LOB: 1 BB: 0 P: 25	R: 0 E: 0 K: 1 S: 9 H: 0 LOB: 0 BB: 0 P: 12	1B: 1 2B: 1 3B: 0 HR: 3	SF: 0 SAC: 1 DP: 0 HBP: 1					WP: 0 PB: 0 SB: 1 CS: 0	PA: 37

PITCHER		IP	WLS	BF	H	R	ER	SO	BB	IBB	HBP	BLK	WP	HR	S	P	ERA	WHIP
49 Carlos Marmol, R ERA: 0.9	(1, 1)	6.0	W	23	2	1	1	7	3	0	0	0	0	1	65	99	1.50	0.833
David Aardsma, R ERA: 7.71	(7, 1)	0.2	H	5	1	1	1	0	1	0	1	0	0	1	16	26	13.50	3.000
13 Will Ohman, L ERA: 4.33	(7, 1)	0.1	H	1	0	0	0	0	0	0	0	0	0	0	2	5	0.00	0.000
47 Scott Eyre, L ERA: 2.51	(8, 1)	1.0		5	2	1	1	0	0	0	0	0	0	1	14	25	9.00	2.000
44 Roberto Novoa, R ERA: 4.71	(9, 1)	1.0		3	0	0	0	1	0	0	0	0	0	0	9	12	0.00	0.000

PITCHER	IP	WLS	BF	H	R	ER	SO	BB	IBB	HBP	BLK	WP	HR	S	P	ERA	WHIP

Milwaukee Brewers @ Cincinnati Reds

Great American Ball Park, Cincinnati, OH

Mon Jun 12 2006, 7:10 PM EDT

Att. 19,279 - Partly Cloudy - 75 F

livebaseballscorecards.com

TOP

Batter	1	2	3	4	5	6	7	8	9	AB	R	H	RBI	BB	SO	LOB
23 Rickie Weeks Jr., R (1, 4) OBP: 0.386, SLG: 0.434	C B F B B F X 3-2 2 S 1B		C B C S 1-3 ① K		B X 1-0 WP 2 HBP SF8 1B	C B X 1-1 ③ G5-3		B F B F F F X 3-2 2 FC6-4 1-2 2-H 1B		5	1	3	1	0	1	0
2 Bill Hall, R (1, 6) OBP: 0.326, SLG: 0.605	F B 1 SAFE C D B S 3-3 ① K 1-2		C B C X 1-2 ② F9		1 SAFE F H 1-1 SF8 WP 28 SF7 1-2 HBP		B F B B X 3-1 ① L6	B B C X 2-1 ③ FC6-4 1-2f		4	1	0	0	0	1	3
Geoff Jenkins, L (1, 9) OBP: 0.317, SLG: 0.391	C B B B F B 4-2 G3-6-3 BB		C B B F T 2-2 ③ K		C B C B B D 4-2 SF8 1-2 2-3 BB		F B S C 1-3 ② K		B S F B F C 2-3 ① K	3	0	0	0	2	3	0
Carlos Lee, R (1, 7) OBP: 0.348, SLG: 0.581	F B B T X 2-2 ② ③ G3-6-3 1-2f			B F X 1-1 HR	B S F X 1-2 ① SF8 1-2 2-3 3-H		B X 1-0 ③ G1-3		B X 1-0 ② G5-3	4	1	1	2	0	0	2
28 Prince Fielder, L (1, 3) OBP: 0.352, SLG: 0.527		C S X 0-2 47 E 1B		B X 1-0 ① F8	X 0-0 ② SF7 3-H			C C B X 1-2 HR	B F S B X 2-2 ③ G4-3	4	1	2	2	0	0	0
47 Corey Koskie, L (1, 5) OBP: 0.353, SLG: 0.492		S F B B F X 2-2 FC3 1-2		B B F X 2-1 1B SF9 2B	I I I I 4-0 IBB			B F C F F B F X 2-2 ① G6-3		3	1	1	0	1	0	1
Damian Miller, R (1, 2) OBP: 0.350, SLG: 0.484	F T F D F B F S 2-3 ① K		B C F B X 2-2 SF9 2-3 1B	B B F S 2-3 ③ K				B S S B X 2-2 ② F9		4	0	1	0	0	2	4
Brady Clark, R (1, 8) OBP: 0.383, SLG: 0.354	B F F B B S 2-3 ② K		F B S S B X 2-2 ② SF9 1-2 3-H		B F X 1-1 ① L4			C B B C X 2-2 BB 23 1B 1B		3	1	1	1	0	1	2
13 Zach Jackson, L (1, 1) Jeff Cirillo, R (8, PH) OBP: 0.423, SLG: 0.471 Brian Shouse, L (8, 1) Derrick Turnbow, R (9, 1)	S S B B T 2-2 ③ K	X 0-0 ③ F8			X 0-0 ② G4-3			B C F D B F F F B 4-2 23 1B 1-2 BB		3 0 0 0	0 0 0 0	0 0 0 0	0 1 0 0	1 0 0 0	3 0 0 0	3 0 0 0
Inning Stats	R: 0 E: 0 K: 1 S: 12 H: 1 LOB: 1 BB: 1 P: 24	R: 0 E: 1 K: 3 S: 19 H: 1 LOB: 2 BB: 0 P: 27	R: 0 E: 0 K: 2 S: 9 H: 0 LOB: 0 BB: 0 P: 13	R: 2 E: 0 K: 0 S: 12 H: 3 LOB: 1 BB: 0 P: 20	R: 2 E: 0 K: 1 S: 11 H: 1 LOB: 2 BB: 2 P: 24	R: 0 E: 0 K: 0 S: 5 H: 0 LOB: 0 BB: 0 P: 7	R: 0 E: 0 K: 1 S: 6 H: 0 LOB: 0 BB: 0 P: 11	R: 2 E: 0 K: 0 S: 27 H: 3 LOB: 2 BB: 1 P: 43	R: 0 E: 0 K: 1 S: 8 H: 0 LOB: 0 BB: 0 P: 13	1B: 6 2B: 1 3B: 0 HR: 2		SF: 3 SAC: 0 DP: 1 HBP: 1		WP: 1 PB: 0 SB: 1 CS: 0		PA: 41

PITCHER		IP	WLS	BF	H	R	ER	SO	BB	IBB	HBP	BLK	WP	HR	S	P	ERA	WHIP
39 Aaron Harang, R ERA: 3.91	(1, 1)	5.0		25	6	4	4	7	2	1	1	0	1	1	63	108	7.20	1.600
Joe Mays, R ERA: 9.11	(6, 1)	2.0		6	0	0	0	1	0	0	0	0	0	0	11	18	0.00	0.000
Kent Mercker, L ERA: 7.07	(8, 1)	0.2	L	4	2	2	2	0	0	0	0	0	0	1	15	22	27.00	3.000
56 Todd Coffey, R ERA: 1.83	(8, 1)	0.1		3	1	0	0	0	1	0	0	0	0	0	12	21	0.00	6.000
Chris Hammond, L ERA: 5.7	(9, 1)	1.0		3	0	0	0	1	0	0	0	0	0	0	8	13	0.00	0.000

PITCHER	IP	WLS	BF	H	R	ER	SO	BB	IBB	HBP	BLK	WP	HR	S	P	ERA	WHIP

AB	33
R	6
H	9
RBI	6
BB	4
SO	9
LOB	15

BOTTOM

Batter	1	2	3	4	5	6	7	8	9	AB	R	H	RBI	BB	SO	LOB
6 Ryan Freel, R (1, 5) OBP: 0.377, SLG: 0.423	C B B F B F X 3-2 ① G5-3		C F X 0-2 ② ③ G6-4-3 1-2f		F B C B X 2-2 ② P6		X 0-0 1B			4	0	1	0	0	0	1
Felipe Lopez, S (1, 6) OBP: 0.370, SLG: 0.404	B C C C 1-3 ② K			C F S 0-3 ① K	C B B F S 2-3 ③ K		1 SAFE 1 SAFE 1 SAFE B P 1 SAFE F S S 2-3 ③ K			4	0	0	0	0	4	1
Ken Griffey Jr., L (1, 8) OBP: 0.337, SLG: 0.551	F X 0-1 ③ F8			B X 1-0 ② F7		S C F F B B X 2-2 ① G5-3		S X 0-1 ① G3		4	0	0	0	0	0	0
Rich Aurilia, R (1, 3) OBP: 0.313, SLG: 0.473		B C X 1-1 ① F8		B X 1-0 2B		B B X 2-0 ② G6-3		B X 1-0 ② F7		4	0	1	0	0	0	0
Adam Dunn, L (1, 7) OBP: 0.389, SLG: 0.581		B B C F X 2-2 HR		B X 1-0 ③ F7		X 0-0 1B		B C F X 1-2 ③ G5-3		4	1	2	1	0	0	1
Austin Kearns, R (1, 9) OBP: 0.352, SLG: 0.500		B C S F B B S 3-3 ② K			X 0-0 ① G4-3	1 SAFE X 0-0 ③ G5-3			F B C B X 2-2 ① P4	4	0	0	0	0	1	1
4 Brandon Phillips, R (1, 4) OBP: 0.343, SLG: 0.464		S B B F X 2-2 ③ G6-3			C B F X 1-2 26 HR 1B		B S F T 1-2 ① K		C B B B B 4-1 26 S BB	3	1	1	0	1	1	0
26 David Ross, R (1, 2) OBP: 0.427, SLG: 0.787			X 0-0 ① P4		B X 1-0 1-H HR		B X 1-0 HR		B 1 SAFE S 1 SAFE S 1 SAFE B S 2-3 ② K 1-2	4	2	2	3	0	1	1
39 Aaron Harang, R (1, 1) OBP: 0.226, SLG: 0.226 Jason LaRue, R (5, PH) OBP: 0.280, SLG: 0.345 Joe Mays, S (6, 1) Quinton McCracken, S (7, PH) OBP: 0.245, SLG: 0.311 Kent Mercker, L (8, 1) 56 Todd Coffey, R (8, 1) Chris Hammond, L (9, 1) Scott Hatteberg, L (9, PH) OBP: 0.396, SLG: 0.439			B B B C C X 3-2 6 G6-4-3 1B		B C S B X 2-2 HR		B X 1-0 ② P4		C C B B B X 3-2 ③ P6	1 1 0 1 0 0 0 1	0 1 0 0 0 0 0 0	1 1 0 0 0 0 0 0	0 0 0 0 0 0 0 0	0 0 0 0 0 0 0 0	0 0 0 0 0 0 0 1	0 0 0 0 0 0 0 1
Inning Stats	R: 0 E: 0 K: 1 S: 9 H: 0 LOB: 0 BB: 0 P: 13	R: 1 E: 0 K: 1 S: 12 H: 1 LOB: 0 BB: 0 P: 20	R: 0 E: 0 K: 0 S: 7 H: 1 LOB: 0 BB: 0 P: 10	R: 0 E: 0 K: 1 S: 6 H: 1 LOB: 1 BB: 0 P: 9	R: 3 E: 0 K: 1 S: 14 H: 3 LOB: 0 BB: 0 P: 22	R: 0 E: 0 K: 0 S: 8 H: 1 LOB: 1 BB: 0 P: 12	R: 1 E: 0 K: 2 S: 10 H: 2 LOB: 1 BB: 0 P: 14	R: 0 E: 0 K: 0 S: 6 H: 0 LOB: 0 BB: 0 P: 8	R: 0 E: 0 K: 1 S: 10 H: 0 LOB: 1 BB: 1 P: 21	1B: 4 2B: 1 3B: 0 HR: 4		SF: 0 SAC: 0 DP: 1 HBP: 0		WP: 0 PB: 0 SB: 1 CS: 0		PA: 36

PITCHER		IP	WLS	BF	H	R	ER	SO	BB	IBB	HBP	BLK	WP	HR	S	P	ERA	WHIP
13 Zach Jackson, L ERA: 4.4	(1, 1)	7.0	W	29	9	5	5	6	0	0	0	0	0	4	66	100	6.43	1.286
Brian Shouse, L ERA: 3.97	(8, 1)	1.0	H	3	0	0	0	0	0	0	0	0	0	0	6	8	0.00	0.000
Derrick Turnbow, R ERA: 4.08	(9, 1)	1.0	S	4	0	0	0	1	1	0	0	0	0	0	10	21	0.00	1.000

PITCHER	IP	WLS	BF	H	R	ER	SO	BB	IBB	HBP	BLK	WP	HR	S	P	ERA	WHIP

Milwaukee Brewers @ Cincinnati Reds

Great American Ball Park, Cincinnati, OH

Tue Jun 13 2006, 7:10 PM EDT

Att. 21,829 - Cloudy - 76 F

livebaseballscorecards.com

TOP

Batter	1	2	3	4	5	6	7	8	9	AB	R	H	RBI	BB	SO	LOB
23 Rickie Weeks Jr., R (1, 4) OBP: 0.382, SLG: 0.429	1-2 ① 47 1B 1B		1-3 ② K		2-1 ③ P6		3-2 ① F8		2-2 E6 SH2-4 1B	5	1	1	0	0	1	1
Brady Clark, R (1, 8) OBP: 0.385, SLG: 0.361	3-2 ① F7		0-0 1B			1-0 1B 28 G1-2-3 2B	2-2 ② F8		0-0 ① SH2-4 1-2	4	0	2	0	0	0	1
47 Corey Koskie, L (1, 5) OBP: 0.354, SLG: 0.486	3-2 ② 1-2 1B		2-2 ③ L4			4-2 2 BB 1B 1B BB	2-1 ③ F8		2-3 ② K	4	1	1	0	1	1	2
Carlos Lee, R (1, 7) OBP: 0.352, SLG: 0.580 Derrick Turnbow, R (9, 1)	2-2 ③ K			2-3 ① K		0-0 2 BB 1-2 2-3 1B		4-1 2 2B WP BB	0-1 2-H 1B	4 0	2 0	2 0	1 0	1 0	2 0	1 0
28 Prince Fielder, L (1, 3) OBP: 0.350, SLG: 0.533		0-0 HR		2-2 ② G4-3		3-2 ① ② G1-2-3 3-Hf		0-3 ① K	0-0 ③ G3-1	5	1	1	1	0	1	5
2 Bill Hall, R (1, 6) OBP: 0.329, SLG: 0.606		0-2 ① F9		1-3 ③ K		4-2 1B 1-2 2-3 1B BB		2-0 WP 1-3 2B		3	1	1	0	1	1	0
Geoff Jenkins, L (1, 9) OBP: 0.324, SLG: 0.394		1-3 ② K			1-1 SH5-4 1B	0-0 1B 1-3 2-H 3-H 1B		4-0 WP IBB		3	0	2	2	1	1	0
Damian Miller, R (1, 2) OBP: 0.348, SLG: 0.478		2-3 ③ K			2-3 ① K	1-2 1-3 3-H 1B			2-3 ② K	4	0	1	1	0	3	4
Doug Davis, R (1, 1) OBP: 0.100, SLG: 0.069 Brian Shouse, L (7, 1) 52 Jose Capellan, R (7, 1) Jeff Cirillo, R (8, PH) OBP: 0.418, SLG: 0.465 Dan Kolb, R (8, 1) 18 Gabe Gross, L (9, 7) OBP: 0.307, SLG: 0.474			0-2 ① G6-3		0-1 ② SH5-4 1-2	1-1 ③ F8		3-2 ③ G6-3 1-2 2-3 3-H		2 0 0 1 0 0	0 0 0 0 0 0	0 0 0 0 0 0	0 0 0 0 0 0	0 0 0 0 0 0	0 0 0 0 0 0	2 0 0 2 0 0
Inning Stats	R: 0 E: 0 K: 1 S: 12 H: 2 LOB: 1 BB: 0 P: 21	R: 1 E: 0 K: 2 S: 10 H: 1 LOB: 0 BB: 0 P: 13	R: 0 E: 0 K: 1 S: 11 H: 1 LOB: 1 BB: 0 P: 14	R: 0 E: 0 K: 2 S: 12 H: 0 LOB: 0 BB: 0 P: 17	R: 0 E: 0 K: 1 S: 9 H: 1 LOB: 1 BB: 0 P: 14	R: 3 E: 0 K: 0 S: 18 H: 4 LOB: 2 BB: 2 P: 32	R: 0 E: 0 K: 0 S: 9 H: 0 LOB: 0 BB: 0 P: 16	R: 1 E: 0 K: 2 S: 12 H: 1 LOB: 2 BB: 2 P: 27	R: 1 E: 1 K: 1 S: 10 H: 1 LOB: 1 BB: 0 P: 14	1B: 8 2B: 3 3B: 0 HR: 1	SF: 0 SAC: 2 DP: 1 HBP: 0		WP: 1 PB: 0 SB: 0 CS: 0		PA: 41		

PITCHER	IP	WLS	BF	H	R	ER	SO	BB	IBB	HBP	BLK	WP	HR	S	P	ERA	WHIP
61 Bronson Arroyo, R (1, 1) ERA: 2.51	7.0	L	30	9	4	4	7	2	0	0	0	0	1	81	127	5.14	1.571
Esteban Yan, R (8, 1) ERA: 6.21	1.0		6	1	1	1	2	1	1	0	0	1	0	12	27	9.00	2.000
Kent Mercker, L (9, 1) ERA: 6.6	1.0		5	1	1	0	1	0	0	0	0	0	0	10	14	0.00	1.000

AB	35
R	6
H	11
RBI	5
BB	4
SO	10
LOB	18

BOTTOM

Batter	1	2	3	4	5	6	7	8	9	AB	R	H	RBI	BB	SO	LOB
4 Brandon Phillips, R (1, 4) OBP: 0.353, SLG: 0.472	2-2 ① G5-3		1 SAFE 0-0 1-3 SF8 2B		4-0 F9 BB		1-1 E1 1B		4-0 G3 1B BB	3	0	2	0	2	0	0
Scott Hatteberg, L (1, 3) OBP: 0.391, SLG: 0.435 6 Ryan Freel, R (9, PR) OBP: 0.377, SLG: 0.423	3-2 ② F9		0-0 ② SF8 2-3 3-H		1 SAFE 3-1 ② F9 1-2		2-1 ① G1-3		1-0 G3 1-2 1B	4 0	0 0	1 0	1 0	0 0	0 0	3 0
Ken Griffey Jr., L (1, 8) OBP: 0.333, SLG: 0.536	4-1 FC6-4 BB		0-0 ③ F9		2-3 ③ K		2-2 ② K		0-1 ② G3 1-2 2-3	4	0	0	0	1	2	6
Rich Aurilia, R (1, 5) OBP: 0.310, SLG: 0.483	2-1 ③ FC6-4 1-2f			0-0 ① F9		1-2 HR	1-2 ③ F9		1-2 ③ G5-3	5	1	1	1	0	0	5
Adam Dunn, L (1, 7) OBP: 0.391, SLG: 0.593		2-1 ① F8		2-1 1B		1-0 HR		0-3 ① K		4	1	2	1	0	1	0
Austin Kearns, R (1, 9) OBP: 0.347, SLG: 0.492		3-2 ② G5-3		1 SAFE 2-3 ② K		2-0 ① F7		0-3 ② K		4	0	0	0	0	2	1
26 David Ross, R (1, 2) OBP: 0.419, SLG: 0.797		3-3 ③ K		C B D 1 SAFE C F D S 3-3 ③ K		B C B S B F S 3-3 ② K		F B C X 1-2 HR		4	1	1	1	0	3	1
Ray Olmedo, S (1, 6) OBP: 0.412, SLG: 0.467			B C F X 1-2 ① G4-3		B B B C F F F X 3-2 61 SH5-4 2B	B F B F B F B 4-2 61 S BB		B X 1-0 ③ F7		3	0	1	0	1	0	0
61 Bronson Arroyo, R (1, 1) OBP: 0.205, SLG: 0.351 Esteban Yan, R (8, 1) Kent Mercker, L (9, 1) Felipe Lopez, S (9, PH) OBP: 0.369, SLG: 0.402			X 0-0 4 2B SF8 1B		X 0-0 ① SH5-4 2-3	D C B S X 2-2 ③ G4-3 1-2			C C B S 1-3 ① K2-3	2 0 0 1	1 0 0 0	1 0 0 0	0 0 0 1	0 0 0 0	0 0 0 1	1 0 0 0
Inning Stats	R: 0 E: 0 K: 0 S: 10 H: 0 LOB: 1 BB: 1 P: 21	R: 0 E: 0 K: 1 S: 10 H: 0 LOB: 0 BB: 0 P: 18	R: 1 E: 0 K: 0 S: 7 H: 2 LOB: 1 BB: 0 P: 8	R: 0 E: 0 K: 2 S: 10 H: 1 LOB: 1 BB: 0 P: 17	R: 0 E: 0 K: 1 S: 11 H: 1 LOB: 2 BB: 1 P: 23	R: 2 E: 0 K: 1 S: 15 H: 2 LOB: 1 BB: 1 P: 28	R: 0 E: 1 K: 1 S: 11 H: 1 LOB: 1 BB: 0 P: 17	R: 1 E: 0 K: 2 S: 10 H: 1 LOB: 0 BB: 0 P: 12	R: 0 E: 0 K: 1 S: 9 H: 1 LOB: 3 BB: 1 P: 16	1B: 4 2B: 2 3B: 0 HR: 3	SF: 1 SAC: 1 DP: 0 HBP: 0		WP: 0 PB: 0 SB: 1 CS: 0		PA: 40		

PITCHER	IP	WLS	BF	H	R	ER	SO	BB	IBB	HBP	BLK	WP	HR	S	P	ERA	WHIP
Doug Davis, L (1, 1) ERA: 5.07	6.0	W	27	6	3	3	5	3	0	0	0	0	2	63	115	4.50	1.500
Brian Shouse, L (7, 1) ERA: 3.75	0.2	H	3	1	0	0	1	0	0	0	0	0	0	8	13	0.00	1.500
52 Jose Capellan, R (7, 1) ERA: 4.98	0.1	H	1	0	0	0	0	0	0	0	0	0	0	3	4	0.00	0.000
Dan Kolb, R (8, 1) ERA: 2.82	1.0	H	4	1	1	1	2	0	0	0	0	0	1	10	12	9.00	1.000
Derrick Turnbow, R (9, 1) ERA: 3.94	1.0	S	5	1	0	0	1	1	0	0	0	0	0	9	16	0.00	2.000

AB	34
R	4
H	9
RBI	4
BB	4
SO	9
LOB	17

TOP

Batter	1	2	3	4	5	6	7	8	9	10	11	AB	R	H	RBI	BB	SO	LOB
23 Rickie Weeks Jr., R (1, 4) OBP: 0.383, SLG: 0.426	C B F S 1-3 K		X 0-0 47 F7 HBP 1B		C X 0-1 G5-3			F C X 0-2 F9		B B C B B 4-1 BB		4	0	1	0	1	1	0
Brady Clark, R (1, 8) OBP: 0.385, SLG: 0.356	B F F X 1-2 G6-3		1 SAFE C H 1-1 1-2 HBP			C F B B B B 4-2 47 CS BB		C F B B X 1-2 G6-3		X 0-0 P3		3	0	0	0	1	0	1
47 Corey Koskie, L (1, 5) OBP: 0.355, SLG: 0.489	C F X 0-2 1B 1B		C B X 1-1 F7 2-3			S B C F B S 2-3 K 1-2			F B X 1-1 28 G1-3 2 FC5-2 2B		C S C 0-3 K	5	0	2	0	0	2	3
Carlos Lee, R (1, 7) OBP: 0.350, SLG: 0.572	B X 1-0 1-2 1B		C X 0-1 G6-3			C B X 1-1 G4-3			F X 0-1 E6 2 FC5-2 28 G1-3		B C B C B F F X 3-2 L3	5	0	1	0	0	0	3
28 Prince Fielder, L (1, 3) OBP: 0.347, SLG: 0.530	S T B D F S 2-3 K			X 0-0 G3	C X 0-1 2B				B B D C X 3-1 1-2 2-3 G1-3		B F X 1-1 P2	5	0	1	0	0	1	4
2 Bill Hall, R (1, 6) OBP: 0.323, SLG: 0.594		C B B F S 2-3 K		B B B C X 3-1 F8	F B F D S 2-3 K				B X 1-0 2-3 3-H FC5-2 DI			4	0	0	0	0	2	3
Geoff Jenkins, L (1, 9) OBP: 0.323, SLG: 0.392		B X 1-0 G5-4-3 1B		B S B F B F B S 3-3 K	C S 0-3 K				C F B B B X 3-2 1-2 G3			4	0	1	0	0	2	3
Chad Moeller, R (1, 2) OBP: 0.262, SLG: 0.321		B B B C C X 3-2 2 3 G5-4-3 1-2f			C B F F F B S 2-3 K		B F S B B S 3-3 K			X 0-0 G5-3		4	0	0	0	0	2	2
12 Carlos Villanueva, R (1, 1) Brian Shouse, L (7, 1) 18 Gabe Gross, L (8, PH) OBP: 0.303, SLG: 0.468 52 Jose Capellan, R (8, 1) Jeff Cirillo, R (10, PH) OBP: 0.414, SLG: 0.460 Dan Kolb, R (10, 1)			C X 0-1 L1		C B F F B S 1-3 K			C B F X 1-2 G4-3		X 0-0 F9		2 0 1 0 0 1	0 0 0 0 0 0	0 0 0 0 0 0	0 0 0 0 0 0	0 0 0 0 0 0	1 0 0 0 0 0	0 0 0 0 0 0
Inning Stats	R: 0 E: 0 K: 2 S: 14 / H: 2 LOB: 2 BB: 0 P: 19	R: 0 E: 0 K: 1 S: 8 / H: 1 LOB: 0 BB: 0 P: 14	R: 0 E: 0 K: 0 S: 8 / H: 1 LOB: 2 BB: 0 P: 10	R: 0 E: 0 K: 1 S: 8 / H: 0 LOB: 0 BB: 0 P: 14	R: 0 E: 0 K: 2 S: 11 / H: 0 LOB: 0 BB: 0 P: 14	R: 0 E: 0 K: 1 S: 8 / H: 0 LOB: 0 BB: 1 P: 15	R: 0 E: 0 K: 3 S: 11 / H: 1 LOB: 1 BB: 0 P: 16	R: 0 E: 0 K: 0 S: 9 / H: 0 LOB: 0 BB: 0 P: 11	R: 0 E: 1 K: 0 S: 10 / H: 1 LOB: 2 BB: 0 P: 18	R: 0 E: 0 K: 0 S: 4 / H: 0 LOB: 1 BB: 1 P: 8	R: 0 E: 0 K: 1 S: 10 / H: 0 LOB: 0 BB: 0 P: 14	1B: 4 2B: 2 3B: 0 HR: 0	SF: 0 SAC: 0 DP: 1 HBP: 1			WP: 0 PB: 0 SB: 0 CS: 1	PA: 41		

PITCHER		IP	WLS	BF	H	R	ER	SO	BB	IBB	HBP	BLK	WP	HR	S	P	ERA	WHIP
54 Elizardo Ramirez, R ERA: 3.44	(1, 1)	8.0		29	5	0	0	10	1	0	1	0	0	0	77	113	0.00	0.750
56 Todd Coffey, R ERA: 1.73	(9, 1)	2.0		9	1	0	0	0	1	0	0	0	0	0	14	26	0.00	1.000
Chris Hammond, L ERA: 5.47	(11, 1)	1.0	W	3	0	0	0	1	0	0	0	0	0	0	10	14	0.00	0.000

Milwaukee Brewers @ Cincinnati Reds
Great American Ball Park, Cincinnati, OH
Wed Jun 14 2006, 12:35 PM EDT
Att. 27,720 - Partly Cloudy - 75 F

livebaseballscorecards.com

AB	38
R	0
H	6
RBI	0
BB	2
SO	11
LOB	19

BOTTOM

Batter	1	2	3	4	5	6	7	8	9	10	11	AB	R	H	RBI	BB	SO	LOB
6 Ryan Freel, R (1, 9) OBP: 0.378, SLG: 0.428	C B B F S 2-3 K		B F T F B S 2-3 K			C X 0-1 2B		B B X 2-0 E6 1B		X 0-0 P3		5	0	2	0	0	2	0
Felipe Lopez, S (1, 6) OBP: 0.370, SLG: 0.400	B B X 2-0 S 1B			X 0-0 F8		D B B B 4-0 G5-4-3 BB		C B X 1-1 P2			B C B C S 2-3 K	4	0	1	0	1	1	1
Ken Griffey Jr., L (1, 8) OBP: 0.335, SLG: 0.532	B 1 SAFE F X 1-1 F9			B B X 2-0 G1-3		F F S 0-3 K			B X 1-0 SH3-4 1B		C B X 1-1 1B HR 1B	5	1	2	0	0	1	3
Rich Aurilia, R (1, 5) OBP: 0.314, SLG: 0.484	1 SAFE C P S B X 2-2 G6-3 1-2			C B X 1-1 1B		X 0-0 G5-4-3 1-2f			X 0-0 SH3-4 1-2		C F D F X 1-2 1-2 HR 1B	4	1	2	0	0	0	3
Adam Dunn, L (1, 7) OBP: 0.387, SLG: 0.597		B S F B S 2-3 K		F F 1 SAFE F B B B F X 3-2 P2			C F S 0-3 K		X 0-0 L8		B B S F X 2-2 1-H 2-H HR	5	1	1	3	0	2	2
Scott Hatteberg, L (1, 3) OBP: 0.403, SLG: 0.438		C B B B B C X 3-2 4 G5-4-3 1B		B B B C B 4-1 BB			F B B B F B 4-2 4 G6-4-3 BB		I I I I 4-0 IBB			1	0	1	0	3	0	0
4 Brandon Phillips, R (1, 4) OBP: 0.347, SLG: 0.463	B F X 1-1 G5-4-3 1-2f			F X 0-1 P6			C B B B B F 1 SAFE X 3-2 G6-4-3 1-2f		C S S 0-3 K			4	0	0	0	0	1	5
Javier Valentin, S (1, 2) OBP: 0.291, SLG: 0.315			B C X 1-1 G3	B X 1-0 F7				B B F B X 3-1 P5		X 0-0 L9		4	0	0	0	0	0	1
54 Elizardo Ramirez, S (1, 1) OBP: 0.125, SLG: 0.125 Ray Olmedo, S (8, PH) OBP: 0.389, SLG: 0.438 56 Todd Coffey, R (9, 1) Austin Kearns, R (10, PH) OBP: 0.346, SLG: 0.490 Chris Hammond, L (11, 1)			C B F B S 2-3 K		X 0-0 G6-3			C F F F F X 0-2 G4-3		C B X 1-1 L9		2 1 0 1 0	0 0 0 0 0	0 0 0 0 0	0 0 0 0 0	1 0 0 0 0	1 0 0 0 0	1 0 0 0 0
Inning Stats	R: 0 E: 0 K: 1 S: 10 / H: 1 LOB: 1 BB: 0 P: 16	R: 0 E: 0 K: 1 S: 8 / H: 1 LOB: 0 BB: 0 P: 14	R: 0 E: 0 K: 2 S: 9 / H: 0 LOB: 0 BB: 0 P: 14	R: 0 E: 0 K: 0 S: 9 / H: 1 LOB: 1 BB: 0 P: 15	R: 0 E: 0 K: 0 S: 5 / H: 0 LOB: 1 BB: 1 P: 10	R: 0 E: 0 K: 1 S: 6 / H: 1 LOB: 1 BB: 1 P: 10	R: 0 E: 0 K: 1 S: 8 / H: 0 LOB: 0 BB: 1 P: 15	R: 0 E: 1 K: 0 S: 11 / H: 1 LOB: 1 BB: 0 P: 17	R: 0 E: 0 K: 1 S: 6 / H: 1 LOB: 2 BB: 1 P: 11	R: 0 E: 0 K: 0 S: 4 / H: 0 LOB: 0 BB: 0 P: 5	R: 3 E: 0 K: 1 S: 12 / H: 3 LOB: 0 BB: 0 P: 18	1B: 7 2B: 1 3B: 0 HR: 1	SF: 0 SAC: 1 DP: 3 HBP: 0			WP: 0 PB: 0 SB: 0 CS: 1	PA: 41		

PITCHER		IP	WLS	BF	H	R	ER	SO	BB	IBB	HBP	BLK	WP	HR	S	P	ERA	WHIP
12 Carlos Villanueva, R ERA:	(1, 1)	6.0		22	4	0	0	5	2	0	0	0	0	0	47	79	0.00	1.000
Brian Shouse, L ERA: 3.46	(7, 1)	1.0		3	0	0	0	1	1	0	0	0	0	0	8	15	0.00	1.000
52 Jose Capellan, R ERA: 4.71	(8, 1)	2.0		9	2	0	0	1	0	1	0	0	0	0	17	28	0.00	1.000
Dan Kolb, R ERA: 3.8	(10, 1)	1.1	L	7	3	3	3	1	0	0	0	0	0	1	16	23	20.25	2.250

Milwaukee Brewers @ Cincinnati Reds
Great American Ball Park, Cincinnati, OH
Wed Jun 14 2006, 12:35 PM EDT
Att. 27,720 - Partly Cloudy - 75 F

livebaseballscorecards.com

AB	36
R	3
H	9
RBI	3
BB	4
SO	8
LOB	16

TOP

Batter	1	2	3	4	5	6	7	8	9	AB	R	H	RBI	BB	SO	LOB
22 Scott Podsednik, L (1, 7) OBP: 0.344, SLG: 0.366	F8	14 2B 1B 3-H	2-0 2-H 3-H 1B		G6-3 1-2f		K			5	1	2	3	0	1	1
Tadahito Iguchi, R (1, 4) OBP: 0.338, SLG: 0.409	E8 23 BB 24 HR 1B	F8	K			L8		4-0 1B WP 23 SF8 BB		4	2	1	0	1	1	2
14 Paul Konerko, R (1, 3) OBP: 0.390, SLG: 0.573 Ross Gload, L (6, 3) OBP: 0.229, SLG: 0.304	4-2 23 BB 24 HR BB	0-0 1-H 2B	0-0 L8			2-2 23 1B E 1B		2-1 1-3 1B		3 1	2 0	2 1	1 0	1 0	0 0	1 0
23 Jermaine Dye, R (1, 9) OBP: 0.393, SLG: 0.634	4-2 24 HR 1-2 2-3 BB	1-1 F9		G5-3		2-1 E 1-2 1B		0-1 SF8 3-H		3	1	1	1	1	0	1
24 Joe Crede, R (1, 5) OBP: 0.333, SLG: 0.487 38 Pablo Ozuna, R (8, 5) OBP: 0.463, SLG: 0.560	0-1 1-H 2-H 3-H HR		0-2 5 2B 1B 1B	0-1 5 1B 2B		1-1 F9		1-2 F9		5 0	2 0	3 0	4 0	0 0	0 0	3 0
Chris Widger, R (1, 2) OBP: 0.338, SLG: 0.364	3-2 P3		1-0 5 2B 32 1B 1-2 1B	3-1 F8		3-2 E5 1-3 2-H		2-1 G5-3		5	1	1	0	0	0	3
5 Juan Uribe, R (1, 6) OBP: 0.239, SLG: 0.340	3-2 P3		1-1 32 1B 22 1B 2B 1-3 2-H	2-2 2-H 1B		3-2 F8			0-0 F9	5	1	2	1	0	0	2
32 Brian Anderson, R (1, 8) OBP: 0.267, SLG: 0.306		3-2 SH3-4 22 1B 2B	0-1 WP 22 1B 1B 2-3 3-H		3-1 F7		0-0 G6-3		0-0 G5-3	5	2	2	1	0	0	0
Freddy Garcia, R (1, 1) OBP: 0.333, SLG: 0.333 8 Alex Cintron, S (9, PH) OBP: 0.302, SLG: 0.396 David Riske, R (9, 1)		0-1 SH3-4 2-3	0-3 K 1-2		0-1 22 G6-3 1B		0-0 L9		0-2 F7	3 1 0	0 0 0	1 0 0	0 0 0	1 0 0	2 0 0	2 0 0
Inning Stats	R: 4 E: 1 K: 0 S: 18 H: 2 LOB: 0 BB: 2 P: 34	R: 2 E: 0 K: 0 S: 13 H: 3 LOB: 1 BB: 0 P: 20	R: 4 E: 0 K: 2 S: 16 H: 5 LOB: 1 BB: 0 P: 22	R: 0 E: 0 K: 0 S: 9 H: 2 LOB: 2 BB: 0 P: 15	R: 0 E: 0 K: 0 S: 6 H: 1 LOB: 0 BB: 0 P: 11	R: 1 E: 1 K: 0 S: 22 H: 2 LOB: 2 BB: 0 P: 35	R: 0 E: 0 K: 1 S: 6 H: 0 LOB: 0 BB: 0 P: 7	R: 1 E: 0 K: 0 S: 9 H: 1 LOB: 1 BB: 1 P: 18	R: 0 E: 0 K: 0 S: 5 H: 0 LOB: 0 BB: 0 P: 5	1B: 11 2B: 4 3B: 0 HR: 1 SF: 1 SAC: 1 DP: 1 HBP: 0						

PITCHER	IP	WLS	BF	H	R	ER	SO	BB	IBB	HBP	BLK	WP	HR	S	P	ERA	WHIP
Brandon Claussen, L (1, 1) ERA: 6.19	2.0	L	16	8	9	9	0	2	0	0	0	0	1	37	62	40.50	5.000
Joe Mays, R (3, 1) ERA: 8.22	4.0		18	7	2	1	2	0	0	0	0	1	0	47	75	2.25	1.750
Esteban Yan, R (7, 1) ERA: 6.0	1.0		3	0	0	0	1	0	0	0	0	0	0	6	7	0.00	0.000
Rick White, R (8, 1) ERA: 6.26	2.0		8	1	1	1	0	1	0	0	0	1	0	14	23	4.50	1.000

PITCHER	IP	WLS	BF	H	R	ER	SO	BB	IBB	HBP	BLK	WP	HR	S	P	ERA	WHIP

Chicago White Sox @ Cincinnati Reds
Great American Ball Park, Cincinnati, OH
Fri Jun 16 2006, 7:10 PM EDT
Att. 32,676 - Partly Cloudy - 83 F

livebaseballscorecards.com

AB	40
R	12
H	16
RBI	11
BB	3
SO	3
LOB	15

BOTTOM

Batter	1	2	3	4	5	6	7	8	9	AB	R	H	RBI	BB	SO	LOB
Felipe Lopez, S (1, 6) OBP: 0.371, SLG: 0.401	0-1 1B HR 1B	3-2 F9			3-1 4 FC6-4 1B			3-1 F8		4	1	2	0	0	0	0
4 Brandon Phillips, R (1, 4) OBP: 0.345, SLG: 0.459	1-1 P6		0-1 F7		0-0 FC6-4 1-2f			1-2 FC6-4 1B		4	0	1	0	0	0	2
Ken Griffey Jr., L (1, 8) OBP: 0.335, SLG: 0.528 Quinton McCracken, S (7, 8) OBP: 0.240, SLG: 0.304	1-2 HR 1B SAFE		0-1 G3			0-0 F7		2-3 K		3 1	1 0	1 0	0 0	0 0	0 1	0 1
Rich Aurilia, R (1, 5) OBP: 0.313, SLG: 0.497	2-1 1-H 2-H HR		0-3 K			2-1 P3		1-0 FC6-4 1-2f		4	1	1	3	0	1	1
Adam Dunn, L (1, 7) OBP: 0.382, SLG: 0.587	1-1 F9			1-3 K		1-3 K			3-3 K	4	0	0	0	0	3	0
Austin Kearns, R (1, 9) OBP: 0.348, SLG: 0.500	4-2 S BB			2-2 F7			0-0 HR		2-3 K	3	1	1	1	1	1	0
Scott Hatteberg, L (1, 3) OBP: 0.395, SLG: 0.428	3-2 F8 1-2			0-0 G4-3			1-1 G4-3		2-0 L8	4	0	0	0	0	0	1
26 David Ross, R (1, 2) OBP: 0.417, SLG: 0.780		0-0 F9			0-3 K		3-2 G4-3 1B			3	0	1	0	0	1	0
Brandon Claussen, R (1, 1) OBP: 0.095, SLG: 0.095 Joe Mays, S (3, 1) Esteban Yan, R (7, 1) Jason LaRue, R (7, PH) OBP: 0.277, SLG: 0.341 Rick White, R (8, 1)		2-3 K2-3			0-2 G1-3		0-1 G4-3 1-2f			1 1 0 1 0	0 0 0 0 0	0 0 0 0 0	0 0 0 0 0	0 0 0 0 0	1 0 0 0 0	0 0 0 1 0
Inning Stats	R: 3 E: 0 K: 0 S: 17 H: 3 LOB: 1 BB: 1 P: 29	R: 0 E: 0 K: 1 S: 8 H: 0 LOB: 0 BB: 0 P: 13	R: 0 E: 0 K: 1 S: 7 H: 0 LOB: 0 BB: 0 P: 7	R: 0 E: 0 K: 1 S: 7 H: 0 LOB: 0 BB: 0 P: 10	R: 0 E: 0 K: 1 S: 9 H: 1 LOB: 1 BB: 0 P: 12	R: 0 E: 0 K: 1 S: 6 H: 0 LOB: 0 BB: 0 P: 9	R: 1 E: 0 K: 0 S: 8 H: 2 LOB: 0 BB: 0 P: 12	R: 0 E: 0 K: 1 S: 9 H: 1 LOB: 1 BB: 0 P: 16	R: 0 E: 0 K: 2 S: 9 H: 0 LOB: 0 BB: 0 P: 16	1B: 5 2B: 0 3B: 0 HR: 2 SF: 0 SAC: 0 DP: 1 HBP: 0						

PITCHER	IP	WLS	BF	H	R	ER	SO	BB	IBB	HBP	BLK	WP	HR	S	P	ERA	WHIP
Freddy Garcia, R (1, 1) ERA: 5.08	8.0	W	31	7	4	4	6	1	0	0	0	0	2	71	108	4.50	1.000
David Riske, R (9, 1) ERA: 3.38	1.0		3	0	0	0	2	0	0	0	0	0	0	9	16	0.00	0.000

PITCHER	IP	WLS	BF	H	R	ER	SO	BB	IBB	HBP	BLK	WP	HR	S	P	ERA	WHIP

Chicago White Sox @ Cincinnati Reds
Great American Ball Park, Cincinnati, OH
Fri Jun 16 2006, 7:10 PM EDT
Att. 32,676 - Partly Cloudy - 83 F

livebaseballscorecards.com

AB	33
R	4
H	7
RBI	4
BB	1
SO	8
LOB	6

TOP

Batter	1	2	3	4	5	6	7	8	9	AB	R	H	RBI	BB	SO	LOB
22 Scott Podsednik, L (1, 7) OBP: 0.341, SLG: 0.362	B C B S 2-3 K ①		B B C X 2-1 G4-3 ③		F B X 1-1 F8 ③		C B B X 2-1 38 1B 23 G5-3 1B	B C X 1-1 FC4-6 ③ 1-2f		5	1	1	0	0	1	2
38 Pablo Ozuna, R (1, 4) OBP: 0.471, SLG: 0.563	F F B F B B F X 3-2 F9 ②			X 0-0 14 2B 1B		C B X 1-1 23 F8 14 1B 12 1B 1B	C D X 1-1 1-3 23 G5-3 1B		C C F X 0-2 L3 ①	5	2	3	0	0	0	0
14 Paul Konerko, R (1, 3) OBP: 0.394, SLG: 0.575 Ross Gload, L (9, PR) OBP: 0.229, SLG: 0.304 (9, 3)	F B C B B X 3-2 F9 ③			B B X 2-0 23 F9 1-H 2B		C B F X 1-2 12 1B 24 1B 1-2 1B	F B B C 2-3 K ①		B B F B C F B 4-2 23 2B 24 FC6-4 BB	4 0	1 1	2 0	1 0	1 0	1 0	2 0
23 Jermaine Dye, R (1, 9) OBP: 0.389, SLG: 0.628		B X 1-0 F9 ①		C F X 0-2 F9 ① 2-3		F B F F B F B F X 3-2 F8 ① 2-3	F B X 1-1 G5-3 ② 1-2 3-H		B B F X 2-1 24 E 1-3 2B	5	1	1	1	0	0	4
12 A.J. Pierzynski, L (1, 2) OBP: 0.372, SLG: 0.433		B X 1-0 2B		S S F X 0-2 F7 ②		S C X 0-2 32 IBB 24 1B 1-2 3-H 1B	B X 1-0 P4 ③		I I I I 4-0 24 FC6-4 IBB	4	0	2	1	1	0	2
24 Joe Crede, R (1, 5) OBP: 0.331, SLG: 0.481		B F C B F B X 3-2 P4 ②		B X 1-0 G6-3 ③		X 0-0 32 IBB 1-2 2-H 1B		C F B X 1-2 G4-3 ①	C F F X 0-2 FC6-4 ② 1-2f 2-H 3-H 5 1B	5	1	1	2	0	0	3
5 Juan Uribe, R (1, 6) OBP: 0.243, SLG: 0.357	B C B S X 2-2 L7 ③				B F S B X 2-2 L8 ①	X 0-0 F3 ②		X 0-0 HR	B X 1-0 2-H 1B	5	1	2	2	0	0	3
32 Brian Anderson, R (1, 8) OBP: 0.271, SLG: 0.304 45 Bobby Jenks, R (9, 1)			X 0-0 G5-3 ①		F X 0-1 L6 ②	B I I I 4-0 1-2 2-3 IBB		C F B F X 1-2 22 FC4-6 1B	B X 1-0 G4-3 ③	4 0	0 0	1 0	0 0	1 0	0 0	1 0
52 Jose Contreras, R (1, 1) Brandon McCarthy, R (7, 1) Neal Cotts, L (7, 1) 25 Jim Thome, L (8, PH) OBP: 0.414, SLG: 0.613 37 Matt Thornton, L (8, 1) Rob Mackowiak, L (9, 8) OBP: 0.368, SLG: 0.365			B X 1-0 G1-3 ②		C B C B B B 4-2 BB	F S S 0-3 K ③		C F C 0-3 K ②		2 0 0 1 0 0 0	0 0 0 0 0 0 0	0 0 0 0 0 0 0	0 0 0 0 0 0 0	1 0 0 0 0 0 0	1 0 0 0 0 0 0	3 0 0 1 0 0 0
Inning Stats	R: 0 E: 0 K: 1 S: 11 H: 0 LOB: 0 BB: 0 P: 19	R: 0 E: 0 K: 0 S: 9 H: 1 LOB: 1 BB: 0 P: 16	R: 0 E: 0 K: 0 S: 4 H: 0 LOB: 0 BB: 0 P: 7	R: 1 E: 0 K: 0 S: 10 H: 2 LOB: 1 BB: 0 P: 13	R: 0 E: 0 K: 0 S: 9 H: 0 LOB: 1 BB: 1 P: 16	R: 2 E: 0 K: 1 S: 19 H: 4 LOB: 3 BB: 1 P: 28	R: 1 E: 0 K: 1 S: 10 H: 2 LOB: 1 BB: 0 P: 17	R: 1 E: 0 K: 1 S: 13 H: 2 LOB: 1 BB: 0 P: 16	R: 3 E: 1 K: 0 S: 15 H: 2 LOB: 1 BB: 2 P: 27	1B: 9 2B: 3 3B: 0 HR: 1 SF: 0 SAC: 0 DP: 0 HBP: 0						

PITCHER		IP	WLS	BF	H	R	ER	SO	BB	IBB	HBP	BLK	WP	HR	S	P	ERA	WHIP
22 Eric Milton, L ERA: 4.14	(1, 1)	6.0		27	7	3	3	2	1	1	0	0	0	0	62	99	4.50	1.333
25 David Weathers, R ERA: 4.5	(7, 1)	1.0	H	5	2	1	1	1	0	0	0	0	0	0	10	17	9.00	2.000
Chris Hammond, L ERA: 5.61	(8, 1)	1.0	B	5	2	1	1	1	0	0	0	0	0	1	13	16	9.00	2.000
56 Todd Coffey, R ERA: 2.17	(9, 1)	1.0	L	7	2	3	2	0	1	1	0	0	0	0	15	27	18.00	3.000

Chicago White Sox @ Cincinnati Reds
Great American Ball Park, Cincinnati, OH
Sat Jun 17 2006, 6:10 PM EDT
Att. 39,455 - Partly Cloudy - 88 F

livebaseballscorecards.com

AB	40
R	8
H	13
RBI	7
BB	4
SO	4
LOB	21

BOTTOM

Batter	1	2	3	4	5	6	7	8	9	AB	R	H	RBI	BB	SO	LOB
6 Ryan Freel, R (1, 4) (5, 5) OBP: 0.374, SLG: 0.418	F F X 0-2 F8 ①		B S F B C 2-3 K ③		B B C F S 2-3 K ②		C C B B B F X 2-2 P4 ①		B F B B B 4-1 1-2 G4-3 BB	4	0	0	0	1	2	0
Felipe Lopez, S (1, 6) OBP: 0.369, SLG: 0.409	C X 0-1 F8 ②			B X 1-0 HR	C B C F C 1-3 K ③		X 0-0 F7 ②		C C D B F B F F X 3-2 1-2 2-3 3-H G4-3 ②	5	1	1	2	0	1	2
Ken Griffey Jr., L (1, 8) OBP: 0.326, SLG: 0.512	C S B C 1-3 K ③			B B X 2-0 F9 ①		C S S 0-3 K ①	S B B C F X 2-2 F8 ③		S B F B S 2-3 K ③	5	0	0	0	0	3	2
Rich Aurilia, R (1, 5) OBP: 0.315, SLG: 0.503 4 Brandon Phillips, R (5, 4) OBP: 0.347, SLG: 0.459		B C B F B S 3-3 K ①		F B F F X 1-2 1B 2B		S B S F B B X 3-2 WP S 1B 1B		C S S 0-3 K ①		2 2	1 1	1 1	0 0	0 0	1 1	0 0
Adam Dunn, L (1, 7) OBP: 0.377, SLG: 0.577		S C B C 1-3 K ②		2 SAFE S C B B S 2-3 K ②		1 SAFE 1 SAFE B C 1 SAFE 1 SAFE F P S 2-3 K ②		B C B X 2-1 F8 ②		4	0	0	0	0	3	2
Scott Hatteberg, L (1, 3) OBP: 0.402, SLG: 0.432 56 Todd Coffey, R (9, 1)		B F X 1-1 1B		X 0-0 1B 2-H 1B		B C B S B B 4-2 WP 1B 1-2 BB		B F C B X 2-2 G4-3 ③		3 0	2 0	2 0	1 0	1 0	0 0	0 0
Austin Kearns, R (1, 9) OBP: 0.350, SLG: 0.500	B D X 2-0 F8 ③			B B X 2-0 2-H 1B		B F B B X 3-1 WP 26 S 1-H 2-H 1B			B C F S 1-3 K ①	4	0	2	3	0	1	1
26 David Ross, R (1, 2) OBP: 0.420, SLG: 0.776		L F C 0-3 K ①		F F X 0-2 G4-3 ③		B I I I 4-0 1-2 WP IBB			F B B X 2-1 1B G4-3 2B	3	1	1	0	1	1	1
22 Eric Milton, L (1, 1) OBP: 0.158, SLG: 0.316 Quinton McCracken, S (6, PH) OBP: 0.235, SLG: 0.298 25 David Weathers, R (7, 1) Chris Hammond, L (8, 1) Javier Valentin, S (9, 3) OBP: 0.298, SLG: 0.323		F B S S 1-3 K ②			B S S B S 2-3 K ①	S C F B B F B C 3-3 1-2 2-3 K ③			B B C B X 3-1 G4-3 6 BB 2-3 1B	2 1 0 0 1	0 0 0 0 0	0 0 0 0 1	0 0 0 0 0	0 0 0 0 0	2 1 0 0 0	0 2 0 0 0
Inning Stats	R: 0 E: 0 K: 1 S: 8 H: 0 LOB: 0 BB: 0 P: 9	R: 0 E: 0 K: 2 S: 9 H: 1 LOB: 1 BB: 0 P: 16	R: 0 E: 0 K: 3 S: 9 H: 0 LOB: 0 BB: 0 P: 12	R: 3 E: 0 K: 1 S: 14 H: 4 LOB: 1 BB: 0 P: 22	R: 0 E: 0 K: 3 S: 11 H: 0 LOB: 0 BB: 0 P: 16	R: 2 E: 0 K: 3 S: 20 H: 2 LOB: 2 BB: 2 P: 38	R: 0 E: 0 K: 0 S: 9 H: 0 LOB: 0 BB: 0 P: 13	R: 0 E: 0 K: 1 S: 8 H: 0 LOB: 0 BB: 0 P: 12	R: 1 E: 0 K: 2 S: 17 H: 2 LOB: 2 BB: 1 P: 32	1B: 6 2B: 3 3B: 0 HR: 1 SF: 0 SAC: 0 DP: 0 HBP: 0						

PITCHER		IP	WLS	BF	H	R	ER	SO	BB	IBB	HBP	BLK	WP	HR	S	P	ERA	WHIP
52 Jose Contreras, R ERA: 2.96	(1, 1)	6.0		27	7	5	5	13	1	1	0	0	2	1	71	113	7.50	1.333
Brandon McCarthy, R ERA: 4.58	(7, 1)	0.2		2	0	0	0	0	0	0	0	0	0	0	5	7	0.00	0.000
Neal Cotts, L ERA: 3.33	(7, 1)	0.1		1	0	0	0	0	0	0	0	0	0	0	4	6	0.00	0.000
37 Matt Thornton, L ERA: 4.09	(8, 1)	1.0	W	3	0	0	0	1	0	0	0	0	0	0	8	12	0.00	0.000
45 Bobby Jenks, R ERA: 3.03	(9, 1)	1.0	S	6	2	1	1	2	1	0	0	0	0	0	17	32	9.00	3.000

Chicago White Sox @ Cincinnati Reds
Great American Ball Park, Cincinnati, OH
Sat Jun 17 2006, 6:10 PM EDT
Att. 39,455 - Partly Cloudy - 88 F

livebaseballscorecards.com

AB	36
R	6
H	9
RBI	6
BB	3
SO	16
LOB	10

Chicago White Sox @ Cincinnati Reds

Great American Ball Park, Cincinnati, OH

Sun Jun 18 2006, 1:15 PM EDT

Att. 31,577 - Overcast - 81 F

TOP

Batter	1	2	3	4	5	6	7	8	9	AB	R	H	RBI	BB	SO	LOB
22 Scott Podsednik, L (1, 7) OBP: 0.340, SLG: 0.361	C B C B S 2-3 K ①		F 1 SAFE B 1 SAFE B 1 B F X 3-2 S 1-3 1B		C D F B D F F C 3-3 K ②		B L X 1-1 SH5-4 ① 1-2 2-3	F B X 1-1 G6-3 ③		4	0	1	0	0	2	2
Tadahito Iguchi, R (1, 4) OBP: 0.340, SLG: 0.409	B B X 2-0 F9 ②		S 1 SAFE B F B B S 3-3 K ③ 1-2		X 0-0 L3 ③		B X 1-0 23 S 2-3 3-H 1B		C C X 0-2 23 HR 1B 1B	5	1	2	1	0	1	4
25 Jim Thome, L (1, 3) OBP: 0.411, SLG: 0.607 Ross Gload, L (7, 3) OBP: 0.245, SLG: 0.319	F F B B S 2-3 K ③			C B S B B C 3-3 K ①		B B B B 4-0 12 SH5-4 23 1B 8 1B BB	X 0-0 SF7 ② 3-H		S X 0-1 23 HR 1-2 1B	2 1	1 1	0 1	1 1	1 0	2 0	0 0
23 Jermaine Dye, R (1, 9) OBP: 0.397, SLG: 0.644		B C S S 1-3 K ①		F H 1-1 8 FC6-4 HBP		B B F B F F X 3-2 8 1B 12 SH5-4 5 B2 1-2 1B	B C B B B 4-1 1-2 BB		X 0-0 1-H 2-H HR	3	1	2	3	1	1	0
12 A.J. Pierzynski, L (1, 2) OBP: 0.370, SLG: 0.430		F B F B B F S 3-3 K ②		F D C S 1-3 K ②		L X 0-1 SH5-4 ① 1-2 2-3	F D F F B X 2-2 L9 ③		F X 0-1 8 G6-4-3 1B	4	0	1	0	0	2	3
8 Alex Cintron, S (1, 5) OBP: 0.298, SLG: 0.388		X 0-0 L7 ③		C S B D X 2-2 FC6-4 1-2f ③		X 0-0 2-3 3-H 1B		X 0-0 G3-1 ①	B X 1-0 G6-4-3 1-2f ① ②	5	0	1	1	0	0	2
5 Juan Uribe, R (1, 6) OBP: 0.242, SLG: 0.358			B C B F F X 2-2 F7 ①		S B B X 2-1 1B 2B	X 0-0 3-H B2 ② ③		C X 0-1 G6-3 ②	B B X 2-0 F9 ③	5	0	1	0	0	0	2
Rob Mackowiak, L (1, 8) OBP: 0.386, SLG: 0.387			B F F B B F F X 3-2 22 1B 1B		C X 0-1 SH3-4 2-3 1B	X 0-0 22 SH5-4 SH 1B 1B	X 0-0 HR 1B			4	2	4	0	0	0	0
Jon Garland, R (1, 1) OBP: 0.500, SLG: 2.000 65 Agustin Montero, R (9, 1)			M 1 SAFE L S 0-3 K ②		C M X 0-2 SH3-4 1-2 ①	L X 0-1 SH 1B 22 SH5-4 25 SF7 1-2	C B F X 1-2 1-H HR			2 0	2 0	1 0	2 0	0 0	1 0	1 0
Inning Stats	R: 0 E: 0 K: 2 S: 7 H: 0 LOB: 0 BB: 0 P: 13	R: 0 E: 0 K: 2 S: 8 H: 0 LOB: 0 BB: 0 P: 12	R: 0 E: 0 K: 2 S: 19 H: 2 LOB: 2 BB: 0 P: 30	R: 0 E: 0 K: 2 S: 10 H: 0 LOB: 1 BB: 0 P: 17	R: 0 E: 0 K: 1 S: 13 H: 2 LOB: 2 BB: 0 P: 18	R: 1 E: 0 K: 0 S: 8 H: 2 LOB: 1 BB: 1 P: 15	R: 2 E: 0 K: 0 S: 12 H: 2 LOB: 2 BB: 1 P: 20	R: 2 E: 0 K: 0 S: 9 H: 2 LOB: 0 BB: 0 P: 11	R: 3 E: 0 K: 0 S: 10 H: 4 LOB: 0 BB: 0 P: 13	1B: 11 2B: 2 3B: 0 HR: 2	SF: 1 SAC: 4 DP: 2 HBP: 1						

PITCHER		IP	WLS	BF	H	R	ER	SO	BB	IBB	HBP	BLK	WP	HR	S	P	ERA	WHIP
39 Aaron Harang, R ERA: 3.92	(1, 1)	6.2	L	31	8	3	3	9	2	0	1	0	0	0	73	119	4.05	1.500
Kent Mercker, L ERA: 6.46	(7, 1)	0.1		1	0	0	0	0	0	0	0	0	0	0	4	6	0.00	0.000
Esteban Yan, R ERA: 6.39	(8, 1)	1.0		5	2	2	2	0	0	0	0	0	0	1	9	11	18.00	2.000
Mike Burns, R ERA: 10.32	(9, 1)	1.0		6	4	3	3	0	0	0	0	0	0	1	10	13	27.00	4.000

livebaseballscorecards.com

AB	35
R	8
H	14
RBI	8
BB	2
SO	9
LOB	14

BOTTOM

Batter	1	2	3	4	5	6	7	8	9	AB	R	H	RBI	BB	SO	LOB
Felipe Lopez, S (1, 6) OBP: 0.364, SLG: 0.403	B X 1-0 F7 ①		C B X 1-1 G4-3 ①		B C B F C 2-3 K ③			B B B C X 3-1 G6-3 ③		4	0	0	0	0	1	0
4 Brandon Phillips, R (1, 4) OBP: 0.345, SLG: 0.455	C L F B X 1-2 L3 ②		B B B C F F X 3-2 G4-3 ②			B F T B X 2-2 L9 ①			B F B X 2-1 1B FC6-5 1B	4	1	1	0	0	0	0
Ken Griffey Jr., L (1, 8) OBP: 0.324, SLG: 0.506	C C T 0-2 K ③		B F F F B B X 3-2 G4-3 ③			X 0-0 P5 ②			B X 1-0 FC6-5 1-3 1B	4	0	1	0	0	1	0
Adam Dunn, L (1, 7) OBP: 0.372, SLG: 0.567		X 0-0 E6 FC5-4		B X 1-0 G5-3 ①		C X 0-1 G5-3 ③			B X 1-0 FC6-5 1-2f 3-H ①	4	0	0	1	0	0	1
Austin Kearns, R (1, 9) OBP: 0.345, SLG: 0.492		C B B S B X 3-2 FC5-4 1B 1-2f ①		B X 1-0 G6-3 ②			C B X 1-2 G6-3 ①		B X 1-0 L7 ②	4	0	0	0	0	0	2
Scott Hatteberg, L (1, 3) OBP: 0.404, SLG: 0.433		1 SAFE C C B D X 2-1 BB 1-3 1B		C C F X 0-2 1B			C X 0-1 F9 ②		B S F F X 1-2 L3 ③	4	0	2	0	0	0	1
9 Juan Castro, R (1, 5) OBP: 0.253, SLG: 0.302		C X 0-1 F9 ②		B 1 SAFE X 1-0 G5-3 ③			C F B B B F F T 3-2 K ③			3	0	0	0	0	1	3
Jason LaRue, R (1, 2) OBP: 0.279, SLG: 0.333		C B S B B B 4-2 1-2 BB			F F B B X 2-2 F8 ①			B X 1-0 G5-3 ①		2	0	0	0	1	0	0
39 Aaron Harang, R (1, 1) OBP: 0.212, SLG: 0.212 Kent Mercker, L (7, 1) Esteban Yan, R (8, 1) Quinton McCracken, S (8, PH) OBP: 0.231, SLG: 0.292 Mike Burns, R (9, 1)		F X 0-1 P4 ③			S F S 0-3 K ②			B C B F X 2-2 G6-3 ②		2 0 0 1 0	0 0 0 0 0	0 0 0 0 0	0 0 0 0 0	1 0 0 0 0	3 0 0 0 0	3 0 0 0 0
Inning Stats	R: 0 E: 0 K: 1 S: 8 H: 0 LOB: 0 BB: 0 P: 10	R: 0 E: 1 K: 0 S: 12 H: 1 LOB: 3 BB: 1 P: 21	R: 0 E: 0 K: 0 S: 10 H: 0 LOB: 0 BB: 0 P: 17	R: 0 E: 0 K: 0 S: 7 H: 1 LOB: 1 BB: 0 P: 10	R: 0 E: 0 K: 2 S: 9 H: 0 LOB: 0 BB: 0 P: 13	R: 0 E: 0 K: 0 S: 6 H: 0 LOB: 0 BB: 0 P: 8	R: 0 E: 0 K: 0 S: 10 H: 0 LOB: 0 BB: 0 P: 14	R: 0 E: 0 K: 0 S: 6 H: 0 LOB: 0 BB: 0 P: 12	R: 1 E: 0 K: 0 S: 9 H: 2 LOB: 1 BB: 0 P: 15	1B: 4 2B: 0 3B: 0 HR: 0	SF: 0 SAC: 0 DP: 2 HBP: 0						

PITCHER		IP	WLS	BF	H	R	ER	SO	BB	IBB	HBP	BLK	WP	HR	S	P	ERA	WHIP
Jon Garland, R ERA: 5.58	(1, 1)	8.0	W	30	4	1	1	4	1	0	0	0	0	0	71	111	1.12	0.625
65 Agustin Montero, R ERA: 4.0	(9, 1)	1.0		3	0	0	0	0	0	0	0	0	0	0	6	9	0.00	0.000

livebaseballscorecards.com

AB	32
R	1
H	4
RBI	1
BB	1
SO	4
LOB	10

Cincinnati Reds @ New York Mets

Shea Stadium, Flushing, NY

Mon Jun 19 2006, 7:10 PM EDT

Att. 41,874 - Cloudy - 85 F

TOP

Batter	1	2	3	4	5	6	7	8	9	AB	R	H	RBI	BB	SO	LOB
6 Ryan Freel, R (1, 5) (8, 7) OBP: 0.379, SLG: 0.423	C C X 0-2 S 1B		C B X 1-1 ① P4		C X 0-1 ② F8		B F B F X 2-2 1-2 1B		B F F F F X G4-3 S 1B	5	0	3	0	0	0	0
Felipe Lopez, S (1, 6) OBP: 0.364, SLG: 0.404	1 SAFE 1 SAFE B D B B 4-0 G4-6-3 1-2 BB		X 0-0 2B		C B F B B X 3-2 ③ F9		C B B C X 2-2 ③ F8		1 SAFE F F F F B F 1 SAFE 1 SAFE 1-3 C ① K	4	0	1	0	1	1	3
Ken Griffey Jr., L (1, 8) OBP: 0.321, SLG: 0.514	C S F B S 1-3 ① K		F F B S 1-3 ② K			C S F B B X 2-2 HR		B B X 2-0 ① G3	B F C X 1-2 ② G4-3 1-3	5	1	1	1	0	2	4
Adam Dunn, L (1, 7) OBP: 0.370, SLG: 0.562 9 Juan Castro, R (8, 5) OBP: 0.251, SLG: 0.300	C B B B F F X 3-2 ②③ G4-6-3 1-2f		F B X 1-1 ③ P6			B C C C B F B S 3-3 ① K		B X 1-0 HBP 4 2B 1B 1B	C B B F X 2-2 ③ G4-3	4 1	1 0	1 0	0 0	0 0	1 0	3 1
Austin Kearns, R (1, 9) OBP: 0.347, SLG: 0.492		B C C C F X 1-2 4 S 26 1B 1B		B B C S 2-3 ① K		S B S B X 2-2 ② P6		B B X 2-0 HBP 4 2B 1-2 1B		4	2	2	0	0	1	0
Scott Hatteberg, L (1, 3) OBP: 0.401, SLG: 0.426	C B X 1-1 ① F7		B B X 2-0 ② G3-1		B X 1-0 ③ P4			F C B H 2-2 4 2B 1-2 2-3 HBP		3	0	0	0	0	0	1
4 Brandon Phillips, R (1, 4) OBP: 0.352, SLG: 0.463	B 1 SAFE B S S B B 4-2 26 1B 61 B1 1-2 BB		B X 1-0 1B			S F B C 1-3 ① K		B X 1-0 1-3 2-H 3-H 2B		3	0	2	2	1	1	0
26 David Ross, R (1, 2) OBP: 0.413, SLG: 0.753	X 0-0 1-3 2-H 1B		1 SAFE S 1 SAFE 1 SAFE 1 SAFE C B B 1 SAFE 2-3 C ③ K			B S F B B F F F S 3-3 ② K		B C F S 1-3 ② K		4	0	1	1	0	3	3
61 Bronson Arroyo, R (1, 1) OBP: 0.209, SLG: 0.341	X 0-0 ②③ B1 3-3f				C B B X 2-1 ① B1-3		B B X 2-0 6 1B 1B	C B F X 1-2 ③ F9		4	0	1	0	0	0	4
Inning Stats	R: 0 E: 0 K: 1 S: 11 H: 1 LOB: 1 BB: 1 P: 19	R: 1 E: 0 K: 0 S: 10 H: 2 LOB: 1 BB: 1 P: 16	R: 0 E: 0 K: 1 S: 8 H: 1 LOB: 1 BB: 1 P: 11	R: 0 E: 0 K: 2 S: 8 H: 1 LOB: 1 BB: 0 P: 15	R: 0 E: 0 K: 0 S: 7 H: 0 LOB: 0 BB: 0 P: 12	R: 1 E: 0 K: 1 S: 12 H: 1 LOB: 0 BB: 0 P: 20	R: 0 E: 0 K: 2 S: 16 H: 2 LOB: 2 BB: 0 P: 26	R: 2 E: 0 K: 1 S: 12 H: 3 LOB: 2 BB: 0 P: 22	R: 0 E: 0 K: 1 S: 15 H: 1 LOB: 1 BB: 0 P: 21	1B: 9 2B: 3 3B: 0 HR: 1	SF: 0 SAC: 0 DP: 2 HBP: 1						

livebaseballscorecards.com

	AB	37
	R	4
	H	12
	RBI	4
	BB	2
	SO	9
	LOB	19

PITCHER		IP	WLS	BF	H	R	ER	SO	BB	IBB	HBP	BLK	WP	HR	S	P	ERA	WHIP
26 Orlando Hernandez, R ERA: 5.23	(1, 1)	7.0	L	29	8	2	2	7	2	0	0	0	0	1	72	119	2.57	1.429
25 Pedro Feliciano, L ERA: 2.05	(8, 1)	0.1		4	2	2	2	0	0	0	1	0	0	0	5	12	54.00	6.000
Chad Bradford, R ERA: 3.09	(8, 1)	0.2		3	1	0	0	1	0	0	0	0	0	0	7	10	0.00	1.500
13 Billy Wagner, L ERA: 2.14	(9, 1)	1.0		4	1	0	0	1	0	0	0	0	0	0	15	21	0.00	1.000

PITCHER	IP	WLS	BF	H	R	ER	SO	BB	IBB	HBP	BLK	WP	HR	S	P	ERA	WHIP

BOTTOM

Batter	1	2	3	4	5	6	7	8	9	AB	R	H	RBI	BB	SO	LOB
7 José Reyes, S (1, 6) OBP: 0.338, SLG: 0.443	X 0-0 16 SH2-4 15 G3 2B		B C F X 1-2 ① P6		B C B X 2-1 ② F9			C F F B X 1-2 16 G5-4-3 1B		4	1	2	0	0	0	1
16 Paul Lo Duca, R (1, 2) OBP: 0.321, SLG: 0.380	X 0-0 ① SH2-4 2-3		B C C C B B X 3-2 ② P4		X 0-0 ③ P4			X 0-0 ②③ G5-4-3 1-2f		3	0	0	0	0	0	2
15 Carlos Beltrán, S (1, 8) OBP: 0.395, SLG: 0.620	B C X 1-1 ② G3 3-H		F B X 1-1 ③ P5			B C B B C F X 3-2 ① G4-3			B B C F X 2-2 HR	4	1	1	2	0	0	0
21 Carlos Delgado, L (1, 3) OBP: 0.348, SLG: 0.531	C X 0-1 ③ F8			F S B S 1-3 ① K		B X 1-0 ② F8			B C F S 1-3 ① K	4	0	0	0	0	2	0
5 David Wright, R (1, 5) OBP: 0.403, SLG: 0.584		C S B B S 2-3 ① K		B X 1-0 ② F9		B X 1-0 ③ P3			C S B B X 2-2 FC5-4 1B	4	0	1	0	0	1	0
22 Jose Valentin, S (1, 4) OBP: 0.314, SLG: 0.472		B C B X 2-1 2B		C B X 1-1 1B			C B X 1-1 ① F9		X 0-0 ② F7	4	0	2	0	0	0	1
Xavier Nady, R (1, 9) OBP: 0.324, SLG: 0.473		B C S F F S 1-3 ② K		C X 0-1 ③ G4-3			C B X 1-1 ② G6-3		C B X 1-1 ③ FC5-4 1-2f	4	0	0	0	0	1	3
10 Endy Chavez, L (1, 7) OBP: 0.340, SLG: 0.426		B B C B 2 SAFE B 4-1 BB			B C B X 2-1 26 SH2 1B		C X 0-1 ③ G1			2	0	1	0	1	0	0
26 Orlando Hernandez, R (1, 1) OBP: 0.217, SLG: 0.227 25 Pedro Feliciano, L (8, 1) Chad Bradford, R (8, 1) Eli Marrero, R (8, PH) OBP: 0.349, SLG: 0.449 13 Billy Wagner, L (9, 1)		S F F F F S 0-3 ③ K			X 0-0 ① SH2 1-2			C C B F X 1-2 ① G5-3		1 0 0 1 0	0 0 0 0 0	0 0 0 0 0	0 0 0 0 0	0 0 0 0 0	1 0 0 0 0	2 0 0 0 0
Inning Stats	R: 1 E: 0 K: 0 S: 6 H: 1 LOB: 0 BB: 0 P: 7	R: 0 E: 0 K: 3 S: 17 H: 1 LOB: 2 BB: 1 P: 26	R: 0 E: 0 K: 0 S: 9 H: 0 LOB: 0 BB: 0 P: 14	R: 0 E: 0 K: 1 S: 8 H: 1 LOB: 1 BB: 0 P: 11	R: 0 E: 0 K: 0 S: 6 H: 1 LOB: 1 BB: 0 P: 10	R: 0 E: 0 K: 0 S: 6 H: 0 LOB: 0 BB: 0 P: 11	R: 0 E: 0 K: 0 S: 6 H: 0 LOB: 0 BB: 0 P: 8	R: 0 E: 0 K: 0 S: 9 H: 1 LOB: 0 BB: 0 P: 11	R: 1 E: 0 K: 1 S: 12 H: 2 LOB: 1 BB: 0 P: 18	1B: 4 2B: 2 3B: 0 HR: 1	SF: 0 SAC: 2 DP: 1 HBP: 0						

livebaseballscorecards.com

	AB	31
	R	2
	H	7
	RBI	2
	BB	1
	SO	5
	LOB	9

PITCHER		IP	WLS	BF	H	R	ER	SO	BB	IBB	HBP	BLK	WP	HR	S	P	ERA	WHIP
61 Bronson Arroyo, R ERA: 2.47	(1, 1)	9.0	W	34	7	2	2	5	1	0	0	0	0	1	79	116	2.00	0.889

PITCHER	IP	WLS	BF	H	R	ER	SO	BB	IBB	HBP	BLK	WP	HR	S	P	ERA	WHIP

TOP

Batter	1	2	3	4	5	6	7	8	9	AB	R	H	RBI	BB	SO	LOB
6 Ryan Freel, R (1, 5) OBP: 0.386, SLG: 0.430	B F C F B F B X 3-2 ① 1B		C B C F F F X 1-2 1B		B S C B F F B X 3-2 ③ F9			C X 0-1 FC6-4 1B		4	0	3	0	0	0	0
Felipe Lopez, S (1, 6) OBP: 0.360, SLG: 0.399	C B F X 1-2 ② P3		1 SAFE 1 SAFE C 1 SAFE X 0-1 ② F8			C B X 1-1 ① G5-3		X 0-0 ① FC6-4 1-2f		4	0	0	0	0	0	2
Ken Griffey Jr., L (1, 8) OBP: 0.314, SLG: 0.503	B C X 1-1 ③ F8		B 1 SAFE X 1-0 ③ F8			F B B X 2-1 ② G6-3		X 0-0 ② F8		4	0	0	0	0	0	2
Adam Dunn, L (1, 7) OBP: 0.365, SLG: 0.553		B C S S X 1-2 ① G3-1		X 0-0 ① F8		B C X 1-1 ③ G3		B B C C X 2-2 ③ F7		4	0	0	0	0	0	1
Austin Kearns, R (1, 9) OBP: 0.349, SLG: 0.496		B X 1-0 2B		B X 1-0 ② F9			X 0-0 4 1B BB SF8 1B		B F F F B F X 2-2 ① G5-3	4	1	2	0	0	0	0
Scott Hatteberg, L (1, 3) OBP: 0.403, SLG: 0.430		C X 0-1 ② G1-3		C B C B B X 3-2 ③ F8			F B 1 SAFE B C 1 SAFE B B 4-2 SF8 4 1B 1-2 BB		C B B X 2-1 4 G4-3 2B	3	0	1	0	1	0	1
4 Brandon Phillips, R (1, 4) OBP: 0.359, SLG: 0.470		C B B B B 4-1 BB			X 0-0 F9 54 G4-3 2B		B F F X 1-2 G5-4-3 1-2 2-3 1B		B F F F X 1-2 ② G4-3 2-3	3	1	2	0	1	0	1
Javier Valentin, S (1, 2) OBP: 0.287, SLG: 0.313		C B B X 2-1 ③ F7			B B C B S X 3-2 ① F9 2-3		F B X 1-1 ① SF8 2-3 3-H		C X 0-1 ③ G5-3	3	0	0	1	0	0	4
54 Elizardo Ramirez, S (1, 1) OBP: 0.111, SLG: 0.111		C F S 0-3 ① K			D X 1-0 ② G4-3 3-H		D F X 1-1 ②③ G5-4-3 1-2f			2	0	0	1	0	1	0
Rich Aurilia, R (7, PH) OBP: 0.313, SLG: 0.500										1	0	0	0	0	0	2
25 David Weathers, R (7, 1)										0	0	0	0	0	0	0
Kent Mercker, L (7, 1)										0	0	0	0	0	0	0
56 Todd Coffey, R (8, 1)										0	0	0	0	0	0	0
Inning Stats	R: 0 E: 0 K: 0 S: 10 H: 1 LOB: 0 BB: 0 P: 15	R: 0 E: 0 K: 0 S: 9 H: 1 LOB: 2 BB: 1 P: 17	R: 0 E: 0 K: 1 S: 11 H: 1 LOB: 1 BB: 0 P: 13	R: 0 E: 0 K: 0 S: 5 H: 0 LOB: 0 BB: 0 P: 9	R: 1 E: 0 K: 0 S: 10 H: 1 LOB: 0 BB: 0 P: 17	R: 0 E: 0 K: 0 S: 6 H: 0 LOB: 0 BB: 0 P: 10	R: 1 E: 0 K: 0 S: 10 H: 2 LOB: 1 BB: 1 P: 17	R: 0 E: 0 K: 0 S: 7 H: 1 LOB: 1 BB: 0 P: 9	R: 0 E: 0 K: 0 S: 12 H: 1 LOB: 1 BB: 0 P: 17	1B: 5 2B: 3 3B: 0 HR: 0 SF: 1 SAC: 0 DP: 1 HBP: 0						

PITCHER		IP	WLS	BF	H	R	ER	SO	BB	IBB	HBP	BLK	WP	HR	S	P	ERA	WHIP
Steve Trachsel, R ERA: 4.67	(1, 1)	6.0	W	25	6	2	2	1	2	0	0	0	0	0	57	92	3.00	1.333
50 Duaner Sanchez, R ERA: 2.43	(7, 1)	1.0	H	2	0	0	0	0	0	0	0	0	0	0	4	6	0.00	0.000
Aaron Heilman, R ERA: 4.62	(8, 1)	1.0		4	1	0	0	0	0	0	0	0	0	0	7	9	0.00	1.000
Darren Oliver, L ERA: 2.78	(9, 1)	1.0		4	1	0	0	0	0	0	0	0	0	0	12	17	0.00	1.000

PITCHER	IP	WLS	BF	H	R	ER	SO	BB	IBB	HBP	BLK	WP	HR	S	P	ERA	WHIP

Cincinnati Reds @ New York Mets
Shea Stadium, Flushing, NY
Tue Jun 20 2006, 7:10 PM EDT
Att. 38,991 - Partly Cloudy - 83 F

livebaseballscorecards.com

AB	32
R	2
H	8
RBI	2
BB	2
SO	1
LOB	13

BOTTOM

Batter	1	2	3	4	5	6	7	8	9	AB	R	H	RBI	BB	SO	LOB
7 José Reyes, S (1, 6) OBP: 0.340, SLG: 0.447	C F B X 1-2 16 2B 2B		C X 0-1 16 G4-3 1B		X 0-0 ② F8		F S X 0-2 ① G4-3 1-2 2-3			4	1	2	0	0	0	2
16 Paul Lo Duca, R (1, 2) OBP: 0.324, SLG: 0.391	F B B B X 3-1 15 G1-4-3 21 HR 2-H 2B		1 SAFE C X 0-1 ①② G4-3 1-2f		C S X 0-2 ③ L9		X 0-0 2-H 3-H 2B			4	1	2	3	0	0	1
15 Carlos Beltrán, S (1, 8) OBP: 0.396, SLG: 0.614	C B B B F X 2-2 ① G1-4-3 2-3		B C B B B 4-1 BB			B C B F B X 3-2 ① F7	C B C B B D 4-2 BB			2	0	0	0	2	0	1
21 Carlos Delgado, L (1, 3) OBP: 0.347, SLG: 0.538	C S F X 0-2 3-H HR		F S B X 1-2 ③ F9			B X 1-0 ② L3	S X 0-1 ② F8			4	1	1	2	0	0	3
5 David Wright, R (1, 5) OBP: 0.397, SLG: 0.575	C F X 0-2 ② G5-3		B X 1-0 ① G5-3			C C B B B C 3-3 ③ K	B C X 1-1 ③ F9			4	0	0	0	0	1	2
22 Jose Valentin, S (1, 4) OBP: 0.326, SLG: 0.492	C B B B X 3-1 ③ G6-3		B F B X 2-1 G5-4-3 1B				B S B F B B 4-2 HR BB	F X 0-1 ① 3B		3	1	2	0	1	0	0
Xavier Nady, R (1, 9) OBP: 0.328, SLG: 0.509		B X 1-0 ① L3	B B F F X 2-2 ②③ G5-4-3 1-2f				C B X 1-1 1-H HR	C B X 1-1 HR		4	2	2	3	0	0	1
44 Lastings Milledge, R (1, 7) OBP: 0.306, SLG: 0.455		C B X 1-1 ② F7			S F B S 1-3 ① K2-3		L F X 0-2 7 G4-3 50 HBP 16 2B 1B	B C F F S 1-3 ② K2-3		4	1	1	0	0	2	0
Steve Trachsel, R (1, 1) OBP: 0.179, SLG: 0.296		B C F F B X 2-2 ③ F9			C C F B B B F X 3-2 HR		H 1-0 7 G4-3 16 2B 1-2 HBP	B X 1-0 ③ G6-3		2	1	1	1	0	0	0
50 Duaner Sanchez, R (7, 1)										0	1	0	0	0	0	0
Aaron Heilman, R (8, 1)										0	0	0	0	0	0	0
10 Endy Chavez, L (8, PH) OBP: 0.338, SLG: 0.423										1	0	0	0	0	0	0
Darren Oliver, R (9, 1) OBP: 0.333, SLG: 0.375										0	0	0	0	0	0	0
Inning Stats	R: 3 E: 0 K: 0 S: 17 H: 3 LOB: 0 BB: 0 P: 26	R: 0 E: 0 K: 0 S: 7 H: 0 LOB: 0 BB: 0 P: 11	R: 0 E: 0 K: 0 S: 8 H: 1 LOB: 1 BB: 1 P: 13	R: 0 E: 0 K: 0 S: 6 H: 1 LOB: 0 BB: 0 P: 11	R: 1 E: 0 K: 1 S: 12 H: 1 LOB: 0 BB: 0 P: 16	R: 0 E: 0 K: 1 S: 7 H: 0 LOB: 0 BB: 0 P: 14	R: 4 E: 0 K: 0 S: 17 H: 3 LOB: 2 BB: 2 P: 28	R: 1 E: 0 K: 1 S: 9 H: 2 LOB: 0 BB: 0 P: 12		1B: 3 2B: 3 3B: 1 HR: 4 SF: 0 SAC: 0 DP: 2 HBP: 1						

PITCHER	IP	WLS	BF	H	R	ER	SO	BB	IBB	HBP	BLK	WP	HR	S	P	ERA	WHIP
54 Elizardo Ramirez, R (1, 1) ERA: 3.69	6.0	L	23	6	4	4	2	1	0	0	0	0	2	57	91	6.00	1.167
25 David Weathers, R (7, 1) ERA: 5.57	0.1		7	3	4	4	0	2	0	1	0	0	1	13	23	108.00	15.000
Kent Mercker, L (7, 1) ERA: 6.19	0.2		2	0	0	0	0	0	0	0	0	0	0	4	5	0.00	0.000
56 Todd Coffey, R (8, 1) ERA: 2.35	1.0		4	2	1	1	1	0	0	0	0	0	1	9	12	9.00	2.000

PITCHER	IP	WLS	BF	H	R	ER	SO	BB	IBB	HBP	BLK	WP	HR	S	P	ERA	WHIP

Cincinnati Reds @ New York Mets
Shea Stadium, Flushing, NY
Tue Jun 20 2006, 7:10 PM EDT
Att. 38,991 - Partly Cloudy - 83 F

livebaseballscorecards.com

AB	32
R	9
H	11
RBI	9
BB	3
SO	3
LOB	10

Cincinnati Reds @ New York Mets

Shea Stadium, Flushing, NY

Wed Jun 21 2006, 7:10 PM EDT

Att. 49,758 - Clear - 76 F

livebaseballscorecards.com

TOP

Batter	1	2	3	4	5	6	7	8	9	AB	R	H	RBI	BB	SO	LOB
6 Ryan Freel, R (1, 5) (7, 7) OBP: 0.390, SLG: 0.434	F B B C X 2-2 E5 SH3 SF9 1B		C X 0-1 1B PB 2B 1B	B F B C X 2-2 1-2 1B		F L F B F S 1-3 ② K		1 SAFE B S S B B C F S 3-3 ③ K 1-2		5	2	3	0	0	2	1
Felipe Lopez, S (1, 6) OBP: 0.359, SLG: 0.397	C B X 1-1 ① SH3 2-3		1 SAFE C B C X 1-2 1-3 2B 1B	B B X 2-0 ③ L4		C B B B X 3-1 ③ L5			B B B C F S 3-3 ① K	4	1	1	0	0	1	2
Ken Griffey Jr., L (1, 8) OBP: 0.312, SLG: 0.503	D F B B X 3-1 ② SF9 3-H		B X 1-0 2-H 3-H 2B		C F F F X 0-2 ① G4-3		X 0-0 ① G4-3		B X 1-0 ② G3	4	0	1	3	0	0	0
Austin Kearns, R (1, 9) OBP: 0.350, SLG: 0.492	F B C B F S 2-3 ③ K		B B C X 2-1 ② G5-3		F B S F S 1-3 K 2B		B C X 1-1 FC6-5 1B		B B S B B 4-1 1B 26 BB BB	4	2	1	0	1	2	1
Adam Dunn, L (1, 7) OBP: 0.364, SLG: 0.546 Chris Hammond, L (7, 1) Jason Standridge, R (8, 1) 26 David Ross, R (9, PH) OBP: 0.419, SLG: 0.753 Quinton McCracken, S (9, PR) OBP: 0.231, SLG: 0.292 56 Todd Coffey, R (9, 1)		F X 0-1 ① G3-1	B D B C B 4-1 BB	F B B 1 SAFE X 2-1 ② F7		C B B B X 3-1 ② FC6-5 1-2f		B C B B B S B 4-2 1-2 4 1B 1B BB	3 0 0 0 1 0 2 0 0 0 0 0 0 0 0 0 0 0 0 0 0 0 0 0 0 1 0 0 0 1 0 0 0 0 0 0 0 0 0 0 0 0							
Scott Hatteberg, L (1, 3) OBP: 0.404, SLG: 0.437 Rich Aurilia, R (9, PH) OBP: 0.317, SLG: 0.503 (9, 3)	B S B X 2-1 1B	B X 1-0 ③ F8		X 0-0 1-H 2B		X 0-0 ③ G4-3		X 0-0 1-2 2-3 4 1B 1B	4 0 2 1 0 0 3 1 0 1 0 0 0 0							
4 Brandon Phillips, R (1, 4) OBP: 0.360, SLG: 0.466	X 0-0 ② F9		C T F F B F X 1-2 ① F9	B B C B C B 4-2 BB				C B B B F S 2-3 ① K	C S F S X 0-2 1-2 2-H 3-H 1B	4	0	1	2	1	1	1
Jason LaRue, R (1, 2) OBP: 0.271, SLG: 0.323 Javier Valentin, S (8, PH) OBP: 0.282, SLG: 0.306 (8, 2)	C F X 0-2 ③ F9		C S B B S 2-3 ② K	B F B X 2-1 ③ F7				X 0-0 ② F8	C B S C 1-3 ③ K	3	0	0	0	0	1	3
Joe Mays, S (1, 1) OBP: 0.250, SLG: 0.250 9 Juan Castro, R (7, 5) OBP: 0.256, SLG: 0.304		C F S 0-3 ① K	B C F X 1-2 6 1B 1B			C S C 0-3 ① K		B B B B C X 3-1 6 WP 1B		3	0	1	0	0	2	0
										2	0	0	0	0	1	2
										4	0	2	1	0	0	3
										1	0	1	0	0	0	0
										4	0	1	2	1	1	1
										3	0	0	0	0	1	3
										2	0	0	0	0	1	2
										3	0	1	0	0	2	0
										1	0	1	0	0	0	0
Inning Stats	R: 1 E: 1 K: 1 S: 11 H: 1 LOB: 0 BB: 0 P: 19	R: 0 E: 0 K: 0 S: 8 H: 1 LOB: 1 BB: 0 P: 10	R: 2 E: 0 K: 1 S: 13 H: 3 LOB: 2 BB: 1 P: 22	R: 0 E: 0 K: 1 S: 16 H: 2 LOB: 2 BB: 0 P: 24	R: 1 E: 0 K: 1 S: 16 H: 1 LOB: 2 BB: 1 P: 25	R: 0 E: 0 K: 2 S: 10 H: 0 LOB: 0 BB: 0 P: 14	R: 0 E: 0 K: 0 S: 6 H: 1 LOB: 1 BB: 0 P: 10	R: 0 E: 0 K: 2 S: 10 H: 1 LOB: 1 BB: 0 P: 18	R: 2 E: 0 K: 2 S: 15 H: 2 LOB: 2 BB: 2 P: 28	1B: 10 2B: 2 3B: 0 HR: 0 SF: 1 SAC: 1 DP: 0 HBP: 0						

PITCHER		IP	WLS	BF	H	R	ER	SO	BB	IBB	HBP	BLK	WP	HR	S	P	ERA	WHIP
Alay Soler, R ERA: 3.32	(1, 1)	5.0		26	8	4	3	4	2	0	0	0	1	0	64	100	5.40	2.000
Heath Bell, R ERA: 2.4	(6, 1)	1.0		3	0	0	0	2	0	0	0	0	0	0	10	14	0.00	0.000
Darren Oliver, L ERA: 2.7	(7, 1)	1.0		4	1	0	0	0	0	0	0	0	0	0	6	10	0.00	1.000
Aaron Heilman, R ERA: 4.5	(8, 1)	1.0	H	4	1	0	0	2	0	0	0	0	1	0	10	18	0.00	1.000
13 Billy Wagner, L ERA: 2.6	(9, 1)	1.0	L	7	2	2	2	2	2	0	0	0	0	0	15	28	18.00	4.000

PITCHER	IP	WLS	BF	H	R	ER	SO	BB	IBB	HBP	BLK	WP	HR	S	P	ERA	WHIP

AB	38
R	6
H	12
RBI	6
BB	4
SO	10
LOB	15

WP: 2	PA: 44
PB: 1	
SB: 0	
CS: 0	

BOTTOM

Batter	1	2	3	4	5	6	7	8	9	AB	R	H	RBI	BB	SO	LOB
7 José Reyes, S (1, 6) OBP: 0.347, SLG: 0.472	B X 1-0 HR		B C B B B C X 3-2 15 F 2B		B C B C B X 2-2 16 WP 3B	C F S 0-3 ③ K		B S B X 2-1 1-2 16 L3 1B		5	2	4	1	0	1	0
16 Paul Lo Duca, R (1, 2) OBP: 0.317, SLG: 0.383 13 Billy Wagner, L (9, 1)	F B X 1-1 ① G5-3		B B B C F X 3-2 ② G5-3		B X 1-0 ① G5-3 3-H		C F F B X 1-2 ① G4-3	B S X 1-1 ②③ L3 1-1		5	0	0	0	0	0	3
										0	0	0	0	0	0	0
15 Carlos Beltrán, S (1, 8) OBP: 0.400, SLG: 0.617	C C X 0-2 ② G1-3		S X 0-1 E4 2-3		F B B X 2-1 21 FC4-5 1B		C F X 0-2 21 F7 5 1B 2B		B B F F B F F B 4-2 5 G6-4-3 BB	4	1	2	0	1	0	1
21 Carlos Delgado, L (1, 3) OBP: 0.344, SLG: 0.530	B B C S B B 4-2 BB		X 0-0 ③ G4-3		C X 0-1 FC4-5 5 2B 1-2f		X 0-0 ② F7 2-3		C 1 SAFE B B B B C X 3-2 ① F7	4	0	0	0	1	0	5
5 David Wright, R (1, 5) OBP: 0.401, SLG: 0.579	C X 0-1 ③ G5-3			B C X 1-1 22 1B 1B	F X 0-1 1-3 2B		C F X 0-2 22 HR 3-H 1B		F B 1 SAFE D X 2-1 ②③ G6-4-3 1-2f	5	1	3	1	0	0	2
22 Jose Valentin, S (1, 4) OBP: 0.345, SLG: 0.526		C C B B X 2-2 ① 1B		X 0-0 10 S 1-3 1B	B B I 4-0 IBB		X 0-0 1-H HR			3	1	3	2	1	0	0
Xavier Nady, R (1, 9) OBP: 0.321, SLG: 0.497	B F C X 1-2 ② F9		C B 1 SAFE F D F F D C 3-3 ① K	B F F S 1-3 ③ K			B C B X 2-1 ③ F8			4	0	0	0	0	2	5
10 Endy Chavez, L (1, 7) OBP: 0.329, SLG: 0.411	C B B X 2-1 ③ G4-3		B C B F B S 3-3 ② K 1-2		B C X 1-1 ① F7			X 0-0 ① G6-3		4	0	0	0	0	1	2
										4	0	0	0	0	1	2
Alay Soler, R (1, 1) OBP: 1.091, SLG: 0.091 Heath Bell, R (6, 1) Eli Marrero, R (6, PH) OBP: 0.345, SLG: 0.443 Darren Oliver, R (7, 1) OBP: 0.333, SLG: 0.375 Aaron Heilman, R (8, 1) Julio Franco, R (8, PH) OBP: 0.385, SLG: 0.458 11 Ramon Castro, R (9, 2) OBP: 0.365, SLG: 0.444		C X 0-1 ① G5-3	B X 1-0 ③ G6-3			C C B F B B C 3-3 ② K		B B B C B 4-1 7 1B BB		2	0	0	0	0	0	2
										0	0	0	0	0	0	0
										1	0	0	0	0	1	0
										0	0	0	0	0	0	0
										0	0	0	0	0	0	0
										0	0	0	1	0	0	0
										0	0	0	0	0	0	0
Inning Stats	R: 1 E: 0 K: 0 S: 10 H: 1 LOB: 1 BB: 1 P: 16	R: 0 E: 0 K: 0 S: 8 H: 1 LOB: 0 BB: 0 P: 13	R: 0 E: 1 K: 0 S: 11 H: 1 LOB: 2 BB: 0 P: 17	R: 0 E: 0 K: 2 S: 12 H: 2 LOB: 2 BB: 0 P: 20	R: 1 E: 0 K: 1 S: 13 H: 3 LOB: 3 BB: 1 P: 23	R: 0 E: 0 K: 2 S: 9 H: 0 LOB: 0 BB: 0 P: 13	R: 3 E: 0 K: 0 S: 14 H: 3 LOB: 0 BB: 0 P: 17	R: 0 E: 0 K: 0 S: 6 H: 1 LOB: 1 BB: 1 P: 13	R: 0 E: 0 K: 0 S: 9 H: 0 LOB: 0 BB: 1 P: 18	1B: 6 2B: 4 3B: 1 HR: 2 SF: 0 SAC: 0 DP: 2 HBP: 0						

PITCHER		IP	WLS	BF	H	R	ER	SO	BB	IBB	HBP	BLK	WP	HR	S	P	ERA	WHIP
Joe Mays, R ERA: 7.36	(1, 1)	6.0		28	8	2	2	5	1	1	0	0	1	1	63	102	3.00	1.500
Chris Hammond, L ERA: 6.41	(7, 1)	1.0	B	6	3	3	3	0	0	0	0	0	0	1	14	17	27.00	3.000
Jason Standridge, R ERA:	(8, 1)	1.0	W	4	1	0	0	0	1	0	0	0	0	0	6	13	0.00	2.000
56 Todd Coffey, R ERA: 2.29	(9, 1)	1.0	S	3	0	0	0	0	1	0	0	0	0	0	9	18	0.00	1.000

PITCHER	IP	WLS	BF	H	R	ER	SO	BB	IBB	HBP	BLK	WP	HR	S	P	ERA	WHIP

AB	37
R	5
H	12
RBI	4
BB	4
SO	5
LOB	20

WP: 1	PA: 41
PB: 0	
SB: 1	
CS: 0	

Cincinnati Reds @ New York Mets

Shea Stadium, Flushing, NY

Thu Jun 22 2006, 1:10 PM EDT

Att. 46,767 - Partly Cloudy - 85 F

livebaseballscorecards.com

TOP

Batter	1	2	3	4	5	6	7	8	9	AB	R	H	RBI	BB	SO	LOB
6 Ryan Freel, R (1, 8) OBP: 0.382, SLG: 0.424	C B B X 2-1 ① P5		S C T 0-2 ② K		F X 0-1 ② F7		C B F B B X 3-2 ① FC1-6 G6-4-3 1-2f 2-3		C L F B B F C 2-3 ③ K	5	0	0	0	0	2	2
Felipe Lopez, S (1, 6) OBP: 0.357, SLG: 0.392	C S B F B S 2-3 ② K		C X 0-1 ③ G3-1		B B B 4-0 S BB		X 0-0 ②③ G6-4-3 1-2f			3	0	0	0	1	1	2
Scott Hatteberg, L (1, 3) OBP: 0.406, SLG: 0.432	B B C X 2-1 ③ G1-6-3			C B B S B B 4-2 BB 4 SF8 BB	B S C B F B B 4-2 1-3 BB			C B X 1-1 ① P5		2	1	0	0	2	0	0
Austin Kearns, R (1, 9) OBP: 0.352, SLG: 0.491		F B B T X 2-2 4 SH1-3 1B 26 SF8 1B		F S B B B 4-2 26 F9 BB 1-2 BB	B B S F B B 2-3 ③ K			S S B B S 1-3 ② K		3	1	1	0	1	2	2
Adam Dunn, L (1, 7) OBP: 0.369, SLG: 0.548		C B X 1-1 26 SF8 4 SH1-3 1-2 1B		B C B B B 4-1 1-2 2-3 BB		C B F S 1-3 ① K		X 0-0 4 2B 1B		3	0	2	0	1	1	0
4 Brandon Phillips, R (1, 4) OBP: 0.359, SLG: 0.471	X 0-0 ① SH1-3 1-2 2-3		S S B B X 2-2 ① SF8 3-H			C F S 0-3 ② K		B B C X 2-1 1-3 2B		2	0	1	1	0	1	0
26 David Ross, R (1, 2) OBP: 0.404, SLG: 0.728	B C X 1-1 ② SF8 2-3 3-H		S C B B X 2-2 ② F9 2-3			S F F B B S 1-3 ③ K		F F B F C 1-3 ③ K		3	0	0	1	0	2	4
9 Juan Castro, R (1, 5) OBP: 0.256, SLG: 0.303	C S F B F B B F S 3-3 ③ K		X 0-0 ③ F9				B F X 1-1 6 FC1-6 1B 1B		C C X 0-2 ① F8	4	0	1	0	0	1	3
22 Eric Milton, L (1, 1) OBP: 0.143, SLG: 0.286 Jason Standridge, R (5, 1) Esteban Yan, R (6, 1) Quinton McCracken, S (7, PH) OBP: 0.245, SLG: 0.306 Mike Burns, R (7, 1) Javier Valentin, S (9, PH) OBP: 0.279, SLG: 0.303			C B B B F B F T 3-2 ① K		C F F X 0-2 ① G1-3		C X 0-1 6 FC1-6 1-2 1B		C C C 0-3 ② K	2 0 0 1 0 1	0 0 0 0 0 0	0 0 0 1 0 0	0 0 0 0 0 0	0 0 0 0 0 0	1 0 0 0 0 1	0 0 0 0 0 0
Inning Stats	R: 0 E: 0 K: 1 S: 8 H: 0 LOB: 0 BB: 0 P: 14	R: 1 E: 0 K: 1 S: 14 H: 2 LOB: 1 BB: 0 P: 21	R: 0 E: 0 K: 2 S: 10 H: 0 LOB: 0 BB: 0 P: 13	R: 1 E: 0 K: 0 S: 12 H: 0 LOB: 2 BB: 3 P: 28	R: 0 E: 0 K: 1 S: 12 H: 0 LOB: 2 BB: 2 P: 22	R: 0 E: 0 K: 3 S: 10 H: 0 LOB: 0 BB: 0 P: 12	R: 0 E: 0 K: 0 S: 8 H: 2 LOB: 1 BB: 0 P: 12	R: 0 E: 0 K: 2 S: 12 H: 2 LOB: 2 BB: 0 P: 17	R: 0 E: 0 K: 2 S: 11 H: 0 LOB: 0 BB: 0 P: 13	1B: 5 2B: 1 3B: 0 HR: 0	SF: 2 SAC: 1 DP: 1 HBP: 0					

PITCHER		IP	WLS	BF	H	R	ER	SO	BB	IBB	HBP	BLK	WP	HR	S	P	ERA	WHIP
45 Pedro Martinez, R ERA: 3.01	(1, 1)	6.0	W	25	2	2	2	8	5	0	0	0	0	0	66	110	3.00	1.167
Heath Bell, R ERA: 2.25	(7, 1)	1.0		4	2	0	0	0	0	0	0	0	0	0	8	12	0.00	2.000
25 Pedro Feliciano, L ERA: 2.0	(8, 1)	0.2		4	2	0	0	1	0	0	0	0	0	0	8	12	0.00	3.000
Chad Bradford, R ERA: 2.92	(8, 1)	1.1	S	4	0	0	0	3	0	0	0	0	0	0	15	18	0.00	0.000

AB	29
R	2
H	6
RBI	2
BB	5
SO	12
LOB	13

BOTTOM

Batter	1	2	3	4	5	6	7	8	9	AB	R	H	RBI	BB	SO	LOB
7 José Reyes, S (1, 6) OBP: 0.349, SLG: 0.473	B X 1-0 S 5 S 1B		C F B S 1-3 ② K		X 0-0 G5-3 15 1B 1B	B B S 1 SAFE X 2-1 ② L8				4	1	2	0	0	1	1
Chris Woodward, R (1, 4) OBP: 0.329, SLG: 0.360	B B C X 2-1 ① L8		C C B S 1-3 ③ K		C 1 SAFE B 1 SAFE 1 SAFE B X 2-1 ① G5-3 1-3	C 0-1 ③ CS 1-2	X 0-0 15 L3 1B			4	0	1	0	0	1	2
15 Carlos Beltrán, S (1, 8) OBP: 0.401, SLG: 0.613	B S F 1 SAFE X 1-2 ② F8			B B B C C F F B 4-2 5 HR BB	B X 1-0 5 HR 3-H 1B		X 0-0 ①② L3 1-1			3	2	1	1	1	0	2
5 David Wright, R (1, 5) OBP: 0.405, SLG: 0.601	B B F F F B F B 4-2 S 1-2 BB			B B X 2-0 1-H HR	B D X 2-0 1-H HR		B B B C F X 3-2 ③ F9			3	2	2	4	1	0	0
Julio Franco, R (1, 3) OBP: 0.393, SLG: 0.481	C B F F B B X 3-2 ③ F9 1-2 2-3			C C X 0-2 1B 2B	C C X 0-2 11 S G6-3 1B			C B B B C X 3-2 ① G3-1		4	1	2	0	0	0	2
Xavier Nady, R (1, 9) OBP: 0.325, SLG: 0.503		C F B X 1-2 ① F9		B S X 1-1 ① 2-H 1B	C B B F B F X 3-2 ② G6-3 1-2			S F F F X 0-2 2B		4	0	2	1	0	0	1
11 Ramon Castro, R (1, 2) OBP: 0.348, SLG: 0.421		B C X 1-1 ② G5-3		C B B B X 3-1 ② P3	S C B D B C 3-3 ③ K 2-3			B F S S 1-3 ② K		4	0	0	0	0	2	2
44 Lastings Milledge, R (1, 7) OBP: 0.316, SLG: 0.457		B C B S T X 2-2 ③ L5		B X 1-0 1B		B B X 2-0 CS 1B		C S F D B F X 2-2 ③ F9		4	0	2	0	0	0	1
45 Pedro Martinez, R OBP: 0.129, SLG: 0.100 Eli Marrero, R (6, PH) OBP: 0.341, SLG: 0.437 Heath Bell, R (7, 1) 25 Pedro Feliciano, L (8, 1) Chad Bradford, R (8, 1)			C S B X 1-2 ① F9	F C S 0-3 ③ K		C B 1 SAFE F 1 SAFE F T 1-2 ① K				2 1 0 0 0	0 0 0 0 0	0 0 0 0 0	0 0 0 0 0	0 0 0 0 0	1 1 0 0 0	1 1 0 0 0
Inning Stats	R: 0 E: 0 K: 0 S: 14 H: 1 LOB: 2 BB: 0 P: 25	R: 0 E: 0 K: 0 S: 9 H: 0 LOB: 0 BB: 0 P: 13	R: 0 E: 0 K: 2 S: 9 H: 0 LOB: 0 BB: 0 P: 12	R: 3 E: 0 K: 1 S: 16 H: 4 LOB: 1 BB: 1 P: 27	R: 3 E: 0 K: 1 S: 15 H: 4 LOB: 1 BB: 0 P: 26	R: 0 E: 0 K: 1 S: 8 H: 1 LOB: 0 BB: 0 P: 13	R: 0 E: 0 K: 0 S: 5 H: 1 LOB: 0 BB: 0 P: 8	R: 0 E: 0 K: 1 S: 16 H: 1 LOB: 1 BB: 0 P: 22		1B: 8 2B: 3 3B: 0 HR: 2	SF: 0 SAC: 0 DP: 1 HBP: 0					

PITCHER		IP	WLS	BF	H	R	ER	SO	BB	IBB	HBP	BLK	WP	HR	S	P	ERA	WHIP
22 Eric Milton, L ERA: 4.71	(1, 1)	4.1	L	23	9	6	6	3	2	0	0	0	0	2	56	90	12.46	2.538
Jason Standridge, R ERA:	(5, 1)	0.2		2	0	0	0	1	0	0	0	0	0	0	7	13	0.00	0.000
Esteban Yan, R ERA: 6.19	(6, 1)	1.0		3	1	0	0	1	0	0	0	0	0	0	8	13	0.00	1.000
Mike Burns, R ERA: 8.78	(7, 1)	2.0		7	2	0	0	1	0	0	0	0	0	0	21	30	0.00	1.000

AB	33
R	6
H	12
RBI	6
BB	2
SO	6
LOB	13

WP: 0	PA: 37
PB: 0	
SB: 2	
CS: 0	

Cincinnati Reds @ Cleveland Indians

Jacobs Field, Cleveland, OH

Fri Jun 23 2006, 7:05 PM EDT

Att. 32,927 - Partly Cloudy - 70 F

livebaseballscorecards.com

TOP

Batter	1	2	3	4	5	6	7	8	9	AB	R	H	RBI	BB	SO	LOB
6 Ryan Freel, R (1, 5) (8, 7) OBP: 0.395, SLG: 0.447	B C X 1-1 2B 2B		X 0-0 G1-3 1B		C B B C X 2-2 S 1B 1B		F X 0-1 E BLK 1B		S B B B F F F X 2-2 S 2B	5	2	5	0	0	0	0
Felipe Lopez, S (1, 6) OBP: 0.355, SLG: 0.393	X 0-0 G4-3 2-H 2B		1 SAFE 1 SAFE B C 1 D X 2-1 ① ② G1-3 1-2		C C 1 SAFE F F S 0-3 ① K 1-2		F 1 SAFE B S S 1-3 ① K 1-2		C 2 SAFE C 2 B F F S 1-3 ② K 2-3	5	0	1	1	0	3	4
Ken Griffey Jr., L (1, 8) OBP: 0.304, SLG: 0.489	B X 1-0 ① G4-3 2-3		B B B F F F S 3-3 ③ K		F X 0-1 ② F7		B 2 SAFE C F S 1-3 ② K 2-3		B X 1-0 ③ P5	5	0	0	0	0	2	4
Rich Aurilia, R (1, 10) OBP: 0.315, SLG: 0.497	C B B X 2-1 ② G1-3			C B S B X 2-2 ① F9	X 0-0 BB 2-H 1B		B B C F X 2-2 ③ F8			4	0	1	1	0	0	2
Adam Dunn, L (1, 7) OBP: 0.370, SLG: 0.543 9 Juan Castro, R (8, 5) OBP: 0.256, SLG: 0.303	B B B B 4-0 BB			B C F T 1-2 ② K	B C F 1 D D B 4-2 1-2 BB			B B X 2-0 ① F8		2	0	0	0	2	1	0
										0	0	0	0	0	0	0
Scott Hatteberg, L (1, 3) OBP: 0.408, SLG: 0.436	B B C B X 3-1 ③ G4-3			B B X 2-0 1B 2B	C B B T X 2-2 ③ P6			B B B C B 4-1 BB		3	1	1	0	1	0	4
Austin Kearns, R (1, 9) OBP: 0.351, SLG: 0.487		B B C B F X 3-2 ① G6-3		B C B X 2-1 4 1B 2-H 1B	X 0-0 ① F9		F 1 SAFE 1 SAFE D B F B F F 3-2 ② X F9			4	0	1	1	0	0	1
4 Brandon Phillips, R (1, 4) OBP: 0.357, SLG: 0.467		X 0-0 ② G3		1 SAFE C 1 SAFE B B D X 3-1 1-3 1B	B C B X 2-1 ② F7			1 SAFE B F F X 1-2 ③ F8		4	0	1	0	0	0	1
Jason LaRue, R (1, 2) OBP: 0.261, SLG: 0.309		C B S B F C 2-3 ③ K		B B B C S X 3-2 ③ G4-3	B C B X 2-1 ③ P4				B F B X 2-1 ① L7	4	0	0	0	0	1	2
Inning Stats	R: 1 E: 0 K: 0 S: 8 H: 2 LOB: 2 BB: 1 P: 19	R: 0 E: 0 K: 1 S: 8 H: 0 LOB: 0 BB: 0 P: 13	R: 0 E: 0 K: 1 S: 7 H: 1 LOB: 0 BB: 0 P: 12	R: 1 E: 0 K: 1 S: 14 H: 3 LOB: 2 BB: 0 P: 27	R: 1 E: 0 K: 1 S: 16 H: 2 LOB: 2 BB: 1 P: 24	R: 0 E: 0 K: 0 S: 5 H: 0 LOB: 0 BB: 0 P: 9	R: 0 E: 1 K: 2 S: 11 H: 1 LOB: 1 BB: 0 P: 15	R: 0 E: 0 K: 0 S: 10 H: 0 LOB: 1 BB: 1 P: 20	R: 0 E: 0 K: 1 S: 13 H: 1 LOB: 0 BB: 0 P: 19	1B: 6 2B: 4 3B: 0 HR: 0	SF: 0 SAC: 0 DP: 0 HBP: 0					

PITCHER		IP	WLS	BF	H	R	ER	SO	BB	IBB	HBP	BLK	WP	HR	S	P	ERA	WHIP
37 Jake Westbrook, R ERA: 4.36	(1, 1)	6.0	L	27	8	3	3	4	2	0	0	0	0	0	58	104	4.50	1.667
53 Rafael Perez, L ERA:	(7, 1)	1.1		6	1	0	0	2	1	0	0	1	0	0	13	23	0.00	1.500
63 Rafael Betancourt, R ERA: 4.43	(8, 1)	1.2		6	1	0	0	1	0	0	0	0	0	0	21	31	0.00	0.600

PITCHER	IP	WLS	BF	H	R	ER	SO	BB	IBB	HBP	BLK	WP	HR	S	P	ERA	WHIP

AB	36
R	3
H	10
RBI	3
BB	3
SO	7
LOB	18

BOTTOM

Batter	1	2	3	4	5	6	7	8	9	AB	R	H	RBI	BB	SO	LOB
24 Grady Sizemore, L (1, 8) OBP: 0.372, SLG: 0.535	B C X 1-1 ① F8		C X 0-1 L4-6 2B		B X 1-0 ③ G4-3			C B B X 2-1 2 G6-4-3 1B 1B		4	0	2	0	0	0	0
Ronnie Belliard, R (1, 4) OBP: 0.330, SLG: 0.388	C S B X 1-2 ② G1-3		F B S B X 2-2 ② ③ L4-6 2-2			B B C X 2-1 ① P4		B F X 1-1 2 G6-4-3 1-2 1B		4	0	1	0	0	0	1
2 Jhonny Peralta, R (1, 6) OBP: 0.332, SLG: 0.382	B S S S 1-3 ③ K			X 0-0 41 1B 2B		B X 1-0 ② G5-3		D C B X 2-1 ① ② G6-4-3 1-2f 2-3		4	0	1	0	0	1	2
48 Travis Hafner, L (1, 10) OBP: 0.447, SLG: 0.602		B B F X 2-1 ① F9		X 0-0 ① G1-3		F S F X 0-2 1B		B X 1-0 ③ G1-3		4	0	1	0	0	0	2
41 Victor Martinez, S (1, 3) OBP: 0.360, SLG: 0.472		C B B B F B 4-2 G1-3 BB		C X 0-1 2-3 1B		C B S D S 2-3 ③ K			C B B X 2-1 ① P6	3	0	1	0	1	1	1
Todd Hollandsworth, L (1, 7) OBP: 0.222, SLG: 0.359		B D C S X 2-2 ② G1-3 1-2		C S D B F S 2-3 ② K			B X 1-0 ① L5		C X 0-1 ② P4	4	0	0	0	0	1	3
Aaron Boone, R (1, 5) OBP: 0.322, SLG: 0.370		S B C B B B 4-2 BB		S X 0-1 ③ P6			B F B X 2-1 38 WP 1B		X 0-0 ③ B2-3	3	0	1	0	1	0	2
38 Franklin Gutierrez, R (1, 9) OBP: 0.120, SLG: 0.120		C S B C 1-3 ③ K			B X 1-0 ① G5-3		C B X 1-1 ② G6-3 1-2			3	0	0	0	0	1	3
10 Kelly Shoppach, R (1, 2) OBP: 0.318, SLG: 0.263			C B C B S 2-3 ① K		C B S S 1-3 ② K		B S C B X 2-2 ③ G6-3			3	0	0	0	0	2	1
Inning Stats	R: 0 E: 0 K: 1 S: 8 H: 0 LOB: 0 BB: 0 P: 11	R: 0 E: 0 K: 1 S: 12 H: 0 LOB: 2 BB: 2 P: 25	R: 0 E: 0 K: 1 S: 8 H: 1 LOB: 0 BB: 0 P: 12	R: 0 E: 0 K: 1 S: 10 H: 2 LOB: 2 BB: 0 P: 12	R: 0 E: 0 K: 1 S: 5 H: 0 LOB: 0 BB: 0 P: 8	R: 0 E: 0 K: 1 S: 10 H: 1 LOB: 1 BB: 0 P: 15	R: 0 E: 0 K: 0 S: 8 H: 1 LOB: 1 BB: 0 P: 14	R: 0 E: 0 K: 0 S: 7 H: 2 LOB: 1 BB: 0 P: 13	R: 0 E: 0 K: 0 S: 5 H: 0 LOB: 0 BB: 0 P: 7	1B: 5 2B: 3 3B: 0 HR: 0	SF: 0 SAC: 0 DP: 2 HBP: 0					

PITCHER		IP	WLS	BF	H	R	ER	SO	BB	IBB	HBP	BLK	WP	HR	S	P	ERA	WHIP
39 Aaron Harang, R ERA: 3.59	(1, 1)	9.0	W	34	7	0	0	6	2	0	0	0	1	0	73	117	0.00	1.000

PITCHER	IP	WLS	BF	H	R	ER	SO	BB	IBB	HBP	BLK	WP	HR	S	P	ERA	WHIP

AB	32
R	0
H	7
RBI	0
BB	2
SO	6
LOB	15

Cincinnati Reds @ Cleveland Indians

Jacobs Field, Cleveland, OH

Sat Jun 24 2006, 1:20 PM EDT

Att. 33,072 - Sunny - 67 F

livebaseballscorecards.com

TOP

Batter	1	2	3	4	5	6	7	8	9	AB	R	H	RBI	BB	SO	LOB
6 Ryan Freel, R (1, 8) OBP: 0.393, SLG: 0.448	B S C F X 1-2 ① F7		B C F X 1-2 2B		B 1 SAFE C 1 SAFE F F B F B 3-2 F X ③ L6			B C B C S 2-3 ② K		4	0	1	0	0	1	2
Felipe Lopez, S (1, 6) OBP: 0.351, SLG: 0.387	X 0-0 ② F9		C F B X 1-2 ③ F8			C B X 1-1 ① F8		B B C C X 2-2 ③ P4		4	0	0	0	0	0	2
Ken Griffey Jr., L (1, 10) OBP: 0.308, SLG: 0.489	B B X 2-0 1B			X 0-0 1B		X 0-0 ② G4-3			F B B B F F X 2-2 ① L6	4	0	2	0	0	0	0
Rich Aurilia, R (1, 5) OBP: 0.309, SLG: 0.485	B F F F F X 1-2 ③ F7			C F X 0-2 ① L7		C F B F F X 1-2 ③ F9			F S B F S 1-3 ② K	4	0	0	0	0	1	2
Adam Dunn, L (1, 7) OBP: 0.366, SLG: 0.535		B B S C F C 2-3 ① K		X 0-0 ② F9			B C X 1-1 ① F8		B B C F X 2-2 ③ L7	4	0	0	0	0	1	1
Scott Hatteberg, L (1, 3) OBP: 0.402, SLG: 0.429		C B X 1-1 ② L8		C C B X 1-2 ③ L4			B X 1-0 ② G4-3			3	0	0	0	0	0	1
Austin Kearns, R (1, 9) OBP: 0.347, SLG: 0.482		C B B S B S 3-3 ③ K			F S F B F B F F F 2-3 S ① K		B B F B C X 3-2 ③ G4-3			3	0	0	0	0	2	0
4 Brandon Phillips, R (1, 4) OBP: 0.357, SLG: 0.465			C X 0-1 ① P3		X 0-0 1B			F F X 0-2 ① G6-3		3	0	1	0	0	0	0
26 David Ross, R (1, 2) OBP: 0.402, SLG: 0.716			B F B X 2-1 ② F8		C 1 SAFE F B 1 SAFE X 1-2 ② F8			S X 0-1 1B		3	0	1	0	0	0	1
Inning Stats	R: 0 E: 0 K: 0 S: 11 H: 1 LOB: 1 BB: 0 P: 15	R: 0 E: 0 K: 2 S: 9 H: 0 LOB: 0 BB: 0 P: 15	R: 0 E: 0 K: 0 S: 10 H: 1 LOB: 1 BB: 0 P: 14	R: 0 E: 0 K: 0 S: 8 H: 1 LOB: 1 BB: 0 P: 9	R: 0 E: 0 K: 1 S: 18 H: 1 LOB: 1 BB: 0 P: 24	R: 0 E: 0 K: 0 S: 8 H: 0 LOB: 0 BB: 0 P: 10	R: 0 E: 0 K: 0 S: 6 H: 0 LOB: 0 BB: 0 P: 11	R: 0 E: 0 K: 1 S: 11 H: 1 LOB: 1 BB: 0 P: 15	R: 0 E: 0 K: 1 S: 11 H: 0 LOB: 0 BB: 0 P: 16	1B: 4 2B: 1 3B: 0 HR: 0 SF: 0 SAC: 0 DP: 0 HBP: 0						

AB 32 · R 0 · H 5 · RBI 0 · BB 0 · SO 5 · LOB 9

PITCHER	IP	WLS	BF	H	R	ER	SO	BB	IBB	HBP	BLK	WP	HR	S	P	ERA	WHIP
Paul Byrd, R (1, 1) ERA: 4.37	8.0	W	29	5	0	0	4	0	0	0	0	0	0	81	113	0.00	0.625
Bob Wickman, R (9, 1) ERA: 3.32	1.0		3	0	0	0	1	0	0	0	0	0	0	11	16	0.00	0.000

BOTTOM

Batter	1	2	3	4	5	6	7	8	9	AB	R	H	RBI	BB	SO	LOB
24 Grady Sizemore, L (1, 8) OBP: 0.373, SLG: 0.543	C F X 0-2 ① F8		B C B X 2-1 ② F8		F B B B B 4-1 BB		B B F X 2-1 HR			3	1	1	1	1	0	0
Ronnie Belliard, R (1, 4) OBP: 0.325, SLG: 0.383	B F X 1-1 ② G1-3		B X 1-0 ③ F7		C B B F S 2-3 ③ K		B C X 1-1 ③ G4-3			4	0	0	0	0	1	1
2 Jhonny Peralta, R (1, 6) OBP: 0.334, SLG: 0.388	B C S F B F F F B 3-2 X ③ F8			C B X 1-1 48 2B 41 G4-3 1B		B C B F B F X 3-2 ① F8		B B C C F F B X 3-2 2B		4	1	2	0	0	0	0
48 Travis Hafner, L (1, 10) OBP: 0.447, SLG: 0.605		B B B C C X 3-2 ① F9		B X 1-0 41 G4-3 1-3 2B		B C X 1-1 41 1B 1B		B B X 2-0 ① G6-3		4	0	2	0	0	0	1
41 Victor Martinez, S (1, 2) OBP: 0.362, SLG: 0.471		B B B C C B 4-2 HR BB		X 0-0 ① G4-3 2-3 3-H		B B C C F B F X 3-2 1-3 1B		C F C 0-3 ② K		3	1	1	1	1	1	2
Ben Broussard, L (1, 3) OBP: 0.371, SLG: 0.518		C F S 0-3 ② K		B F C X 1-2 ② P2		C B S B S 2-3 ② K		B X 1-0 ③ F7		4	0	0	0	0	2	5
Todd Hollandsworth, L (1, 9) (8, 7) OBP: 0.226, SLG: 0.395		B B C B F X 3-2 1-H HR		C B X 1-1 ③ G3		B B C C B X 3-2 ③ F8				3	1	1	2	0	0	3
Aaron Boone, R (1, 5) OBP: 0.318, SLG: 0.366		B B C X 2-1 ③ P3			B F F B B B F F C 3-3 ① K		B C B X 2-1 ① F8			3	0	0	0	0	1	0
7 Joe Inglett, L (1, 7) 38 Franklin Gutierrez, R (7, PH) (8, 9) OBP: 0.115, SLG: 0.115			C X 0-1 ① G1-3		B B C F X 2-2 ② G3		B C B X 2-1 ② F9			2 1	0 0	0 0	0 0	0 0	0 0	0 0
Inning Stats	R: 0 E: 0 K: 0 S: 12 H: 0 LOB: 0 BB: 0 P: 16	R: 2 E: 0 K: 1 S: 13 H: 1 LOB: 0 BB: 1 P: 25	R: 0 E: 0 K: 0 S: 5 H: 0 LOB: 0 BB: 0 P: 8	R: 1 E: 0 K: 0 S: 9 H: 2 LOB: 1 BB: 0 P: 13	R: 0 E: 0 K: 2 S: 12 H: 0 LOB: 1 BB: 1 P: 23	R: 0 E: 0 K: 1 S: 17 H: 2 LOB: 2 BB: 0 P: 29	R: 1 E: 0 K: 0 S: 8 H: 1 LOB: 0 BB: 0 P: 15	R: 0 E: 0 K: 1 S: 10 H: 1 LOB: 1 BB: 0 P: 16		1B: 3 2B: 2 3B: 0 HR: 2 SF: 0 SAC: 0 DP: 0 HBP: 0						

AB 31 · R 4 · H 7 · RBI 4 · BB 2 · SO 5 · LOB 12

PITCHER	IP	WLS	BF	H	R	ER	SO	BB	IBB	HBP	BLK	WP	HR	S	P	ERA	WHIP
61 Bronson Arroyo, R (1, 1) ERA: 2.58	6.0	L	25	5	3	3	4	2	0	0	0	0	1	68	114	4.50	1.167
Kent Mercker, L (7, 1) ERA: 6.35	1.0		4	1	1	1	0	0	0	0	0	0	1	8	15	9.00	1.000
25 David Weathers, R (8, 1) ERA: 5.4	1.0		4	1	0	0	1	0	0	0	0	0	0	10	16	0.00	1.000

Cincinnati Reds @ Cleveland Indians

Jacobs Field, Cleveland, OH

Sun Jun 25 2006, 1:05 PM EDT

Att. 33,141 - Cloudy - 72 F

TOP

Batter	1	2	3	4	5	6	7	8	9	AB	R	H	RBI	BB	SO	LOB
6 Ryan Freel, R (1, 8) OBP: 0.390, SLG: 0.442	L4		G5-3		G5-4-3			4 SH1-3 BB		3	0	0	0	1	0	1
4 Brandon Phillips, R (1, 4) OBP: 0.357, SLG: 0.461	F7			HR BB	F9			SH1-3		2	1	0	0	1	0	0
Ken Griffey Jr., L (1, 10) OBP: 0.311, SLG: 0.503	F7			HR		F8		IBB		3	1	1	2	1	0	0
Rich Aurilia, R (1, 5) OBP: 0.313, SLG: 0.486		G5-3 1B		HR 1B		K		F8		4	1	2	0	0	1	2
Austin Kearns, R (1, 9) OBP: 0.346, SLG: 0.476		G5-3		L9		BB		K		3	0	0	0	1	1	4
Adam Dunn, L (1, 7) OBP: 0.364, SLG: 0.542		K		HR		K			K	4	1	1	2	0	3	2
26 David Ross, R (1, 2) OBP: 0.397, SLG: 0.697		K		K			K		G6-3 1B	4	0	1	0	0	3	1
Scott Hatteberg, L (1, 3) OBP: 0.400, SLG: 0.426			G6-3	G5-3			9 CS 1B		G6-3	4	0	1	0	0	0	1
9 Juan Castro, R (1, 6) OBP: 0.256, SLG: 0.302			G6-3		6 G5-4-3 1B		F7		F9	4	0	1	0	0	0	2
Inning Stats	R: 0 E: 0 K: 0 S: 7 H: 0 LOB: 0 BB: 0 P: 9	R: 0 E: 0 K: 2 S: 12 H: 1 LOB: 1 BB: 0 P: 18	R: 0 E: 0 K: 0 S: 5 H: 0 LOB: 0 BB: 0 P: 8	R: 4 E: 0 K: 1 S: 19 H: 3 LOB: 0 BB: 1 P: 36	R: 0 E: 0 K: 0 S: 7 H: 1 LOB: 0 BB: 0 P: 11	R: 0 E: 0 K: 2 S: 12 H: 0 LOB: 1 BB: 1 P: 21	R: 0 E: 0 K: 1 S: 8 H: 1 LOB: 0 BB: 0 P: 12	R: 0 E: 0 K: 1 S: 11 H: 0 LOB: 2 BB: 2 P: 24	R: 0 E: 0 K: 1 S: 8 H: 1 LOB: 1 BB: 0 P: 9	1B: 5 2B: 0 3B: 0 HR: 2 SF: 0 SAC: 1 DP: 1 HBP: 0						

livebaseballscorecards.com

	AB	31
	R	4
	H	7
	RBI	4
	BB	4
	SO	8
	LOB	13

WP: 0 PB: 0 SB: 0 CS: 1 PA: 36

PITCHER		IP	WLS	BF	H	R	ER	SO	BB	IBB	HBP	BLK	WP	HR	S	P	ERA	WHIP
45 Jeremy Sowers, L ERA: 7.2	(1, 1)	5.0	L	20	5	4	4	3	1	0	0	0	0	2	50	82	7.20	1.200
Guillermo Mota, R ERA: 6.99	(6, 1)	1.0		4	0	0	0	2	1	0	0	0	0	0	12	21	0.00	1.000
63 Rafael Betancourt, R ERA: 4.03	(7, 1)	2.0		8	1	0	0	2	1	1	0	0	0	0	19	36	0.00	1.000
53 Rafael Perez, L ERA:	(9, 1)	1.0		4	1	0	0	1	0	0	0	0	0	0	8	9	0.00	1.000

BOTTOM

Batter	1	2	3	4	5	6	7	8	9	AB	R	H	RBI	BB	SO	LOB
24 Grady Sizemore, L (1, 8) OBP: 0.372, SLG: 0.539	K		1B 1B			G6-3	K			4	0	1	0	0	2	1
Ronnie Belliard, R (1, 4) OBP: 0.331, SLG: 0.390	K		1-3 1B			2 1B 48 1B 2B	BB			3	1	2	0	1	1	0
2 Jhonny Peralta, R (1, 6) OBP: 0.333, SLG: 0.386	F7		F8			41 BB 48 1B SF7 2-3 1B	K			4	1	1	0	0	1	4
48 Travis Hafner, L (1, 10) OBP: 0.448, SLG: 0.603		G6-3		G4-3		BLK 41 BB 1-2 3-H 1B		41 G6-4-3 1B		4	0	2	1	0	0	0
41 Victor Martinez, S (1, 3) OBP: 0.361, SLG: 0.465		L7		G4-3		BLK 1-2 2-3 BB		G6-4-3 1-2f		3	0	0	0	1	0	1
Todd Hollandsworth, L (1, 9) OBP: 0.227, SLG: 0.393		1B		G3		SF7 3-H		G1-3		3	0	1	1	0	0	0
Aaron Boone, R (1, 5) OBP: 0.313, SLG: 0.360		F8			G6-3	G5-3 1-2 2-3			G6-3	4	0	0	0	0	0	3
7 Joe Inglett, L (1, 7) Ben Broussard, L (9, PH) OBP: 0.370, SLG: 0.515			B1-3		G4-3		K		G6-3	3 1	0 0	0 0	0 0	0 0	1 0	0 0
10 Kelly Shoppach, R (1, 2) OBP: 0.308, SLG: 0.261			F8		G5-3		BB 1B		G4-3	4	0	1	0	0	0	0
Inning Stats	R: 0 E: 0 K: 2 S: 11 H: 0 LOB: 0 BB: 0 P: 16	R: 0 E: 0 K: 0 S: 7 H: 1 LOB: 1 BB: 0 P: 11	R: 0 E: 0 K: 0 S: 11 H: 2 LOB: 2 BB: 0 P: 15	R: 0 E: 0 K: 0 S: 9 H: 0 LOB: 0 BB: 0 P: 14	R: 0 E: 0 K: 0 S: 7 H: 0 LOB: 0 BB: 0 P: 9	R: 2 E: 0 K: 0 S: 11 H: 3 LOB: 2 BB: 1 P: 19	R: 0 E: 0 K: 3 S: 13 H: 1 LOB: 2 BB: 1 P: 22	R: 0 E: 0 K: 0 S: 11 H: 1 LOB: 0 BB: 0 P: 15	R: 0 E: 0 K: 0 S: 4 H: 0 LOB: 0 BB: 0 P: 5	1B: 7 2B: 1 3B: 0 HR: 0 SF: 1 SAC: 0 DP: 1 HBP: 0						

PITCHER		IP	WLS	BF	H	R	ER	SO	BB	IBB	HBP	BLK	WP	HR	S	P	ERA	WHIP
54 Elizardo Ramirez, R ERA: 3.61	(1, 1)	6.1	W	27	7	2	2	3	1	0	0	1	0	0	61	93	2.84	1.263
Chris Hammond, L ERA: 6.04	(7, 1)	1.2	H	6	1	0	0	2	1	0	0	0	0	0	19	28	0.00	1.200
56 Todd Coffey, R ERA: 2.23	(9, 1)	1.0	S	3	0	0	0	0	0	0	0	0	0	0	4	5	0.00	0.000

TOP

Batter	1	2	3	4	5	6	7	8	9	AB	R	H	RBI	BB	SO	LOB
9 David DeJesus, L (1, 8) OBP: 0.380, SLG: 0.451	C S B B B B 4-2 16 G5-4-3 BB		B B X 2-0 ② L3			C X 0-1 HR	B B B C B 4-1 SF9 15 SH1-4 1-2 BB	B X 1-0 ③ F7		3	1	1	1	2	0	2
15 Mark Grudzielanek, R (1, 4) OBP: 0.324, SLG: 0.383	B F F S 1-3 ① K		B X 1-0 ③ F8			C X 0-1 16 BB 2B 1B	L X 0-1 ① SH1-4 1-2 2-3		X 0-0 ① G6-3	4	1	1	0	0	1	1
16 Reggie Sanders, R (1, 9) OBP: 0.302, SLG: 0.445	C B X 1-1 ② ③ G5-4-3 1-2f			F X 0-1 ① G6-3		B B B B 4-0 1-2 2B BB	I I I I 4-0 IBB		S C F B S 1-3 ② K	3	1	0	0	2	1	1
Emil Brown, R (1, 7) OBP: 0.346, SLG: 0.445		F B B F F B X 3-2 HR		B X 1-0 ② F9		X 0-0 F7 1-H 2-H 1B 2B	F X 0-1 ② SF9 2-3 3-H		X 0-0 HR 2B	4	3	3	4	0	0	0
Tony Graffanino, R (1, 5) OBP: 0.311, SLG: 0.387 Elmer Dessens, R (7, 1) Jeremy Affeldt, L (8, 1) Matt Stairs, L (9, PH) OBP: 0.335, SLG: 0.459 Ambiorix Burgos, R (9, 1)		C B B X 2-1 2B		C B B B X 2-2 ③ G6-3		B C X 1-1 ① F7 2-3	B S C F F X 1-2 ③ F9		C D X 1-1 2-H HR	4 0 0 1	0 0 0 1	1 0 0 1	0 0 0 2	0 0 0 0	0 0 0 0	3 0 0 0
Doug Mientkiewicz, L (1, 3) OBP: 0.351, SLG: 0.383	B C X 1-1 ① F9				C B B B F X 2-2 ① P6	B C X 1-1 4 G3 3-H 1B		F B B B X 2-1 ① F7	F B B B X 3-1 ③ L8	5	0	1	1	0	0	1
4 Angel Berroa, R (1, 6) OBP: 0.267, SLG: 0.339	C C X 0-2 ② G6-3				F X 0-1 ② F9	C B F D B X 3-2 ② G3 1-2		X 0-0 ② G3		4	0	0	0	0	0	2
14 John Buck, R (1, 2) OBP: 0.324, SLG: 0.425	F D S B C 2-3 ③ K				C B F X 1-2 HR	B B F F C 2-3 ③ K		B X 1-0 24 E 1B		4	1	2	1	0	2	2
Mike Wood, R (1, 1)			C X 0-1 ① B1-3		C S B B C 1-3 ③ K		B B B C C C B 4-2 15 SH1-4 9 BB SF9 BB	B S X 1-1 1-2 FC4		1	0	0	0	0	0	0
Todd Wellemeyer, R (4, 1)										1	0	0	0	0	1	0
Esteban German, R (7, PH) OBP: 0.425, SLG: 0.394										0	1	0	0	1	0	0
Andrew Sisco, L (7, 1)										0	0	0	0	0	0	0
24 Mark Teahen, L (7, 5) OBP: 0.283, SLG: 0.389										1	0	0	0	0	0	1

Kansas City Royals @ Cincinnati Reds
Great American Ball Park, Cincinnati, OH
Tue Jun 27 2006, 7:10 PM EDT
Att. 21,421 - Overcast - 79 F

livebaseballscorecards.com

	AB	R	H	RBI	BB	SO	LOB
	35	9	10	9	5	5	13

Inning Stats	1	2	3	4	5	6	7	8	9	1B	SF	WP	PA
R	0	1	0	0	1	4	1	0	2	3	1	0	42
E	0	0	0	0	0	0	0	1	0	2B	SAC	PB	
K	1	1	0	0	1	1	0	0	0	3	1	0	
BB	1	0	0	0	0	1	3	0	0	3B	DP	SB	
P	13	22	7	9	15	26	26	12	15	4	1	0	
S	7	14	4	6	11	15	13	7	10	HR	HBP	CS	
H	0	2	0	0	1	4	0	1	2	4	0	0	
LOB	0	1	0	0	0	1	2	2	0				

PITCHER		IP	WLS	BF	H	R	ER	SO	BB	IBB	HBP	BLK	WP	HR	S	P	ERA	WHIP
22 Eric Milton, L ERA: 5.14	(1, 1)	5.1		24	7	6	6	3	2	0	0	0	0	3	51	81	10.12	1.688
Jason Standridge, R ERA: 3.86	(6, 1)	0.2		4	0	1	1	1	2	0	0	0	0	0	10	23	13.50	3.000
Esteban Yan, R ERA: 6.0	(7, 1)	1.0		4	0	0	0	0	0	1	0	0	0	0	9	14	0.00	0.000
Kent Mercker, L ERA: 6.0	(8, 1)	1.0		5	1	0	0	0	0	0	0	0	0	0	7	12	0.00	1.000
56 Todd Coffey, R ERA: 2.61	(9, 1)	1.0	L	5	2	2	2	1	0	0	0	0	0	1	10	15	18.00	2.000

BOTTOM

Batter	1	2	3	4	5	6	7	8	9	AB	R	H	RBI	BB	SO	LOB
Felipe Lopez, S (1, 6) OBP: 0.349, SLG: 0.384	B C B X 2-1 ① G3-1		C F X 0-2 ② G4-3 2-3	B X 1-0 1B		F B F X 1-2 ② G6-3	B F B X 2-1 ② G2-3 1-2		5	0	1	0	0	0	2
Adam Dunn, L (1, 7) OBP: 0.368, SLG: 0.541	B C C S 1-3 ② K		X 0-0 HR 3-H 1B	1 SAFE 1 SAFE S B B 1 SAFE 1 SAFE S 1 SAFE 2-3 S K		B B B C C X 3-2 1B BB 1B	B C B B S F B 4-2 BB		4	1	2	1	1	2	1
Ken Griffey Jr., L (1, 8) OBP: 0.313, SLG: 0.513	B X 1-0 ③ F9		F B 1 SAFE B B X 3-1 1-H HR		B B F X 2-1 ① P2	B B B B 4-0 1B 1-2 BB	F B B F X 2-2 ③ F7		4	1	1	2	1	0	2
Rich Aurilia, R (1, 5) OBP: 0.315, SLG: 0.489		C F B X 1-2 ① G5-3	C X 0-1 E 2B		B S C S 1-3 ② K	B X 1-0 FC6-4 1-2 2-3 1B	C B X 1-1 ③ FC6-4 1-2f		B C X 1-1 ① B1-3	5	1	2	0	0	1	0
Scott Hatteberg, L (1, 3) OBP: 0.400, SLG: 0.440		C F X 0-2 ② F9	B C X 1-1 E9 1B 2-H 1B		X 0-0 ③ G4-3				C B B B S X 2-2 HR	5	2	2	2	0	0	3
Austin Kearns, R (1, 9) OBP: 0.350, SLG: 0.477	B B F B B 4-1 BB		B C B X 2-1 3-H 1B			B C C F C 1-3 ① K		B C B X 2-1 26 WP 4 1B 26 1B 1B	C B S S 1-3 ② K	4	1	2	1	1	2	0
4 Brandon Phillips, R (1, 4) OBP: 0.354, SLG: 0.456	B C 1 SAFE B C 1 SAFE 1 SAFE F X 2-2 ③ F9	X 0-0 ③ G5-3				B B X 2-0 ② G6-3		C B S F X 1-2 26 1B 26 WP 1-2 FC6-4 1B	B X 1-0 ③ F8	5	1	1	0	0	0	2
26 David Ross, R (1, 2) OBP: 0.392, SLG: 0.680		X 0-0 ① F7	X 0-0 ① G6-3			C F X 0-2 ③ F9		S B F B B X 3-2 1-3 2-H FC6-4 1B		4	0	1	1	0	0	0
22 Eric Milton, L (1, 1) OBP: 0.174, SLG: 0.348			B F X 1-1 G4-3 1B 2B	C B S X 1-2 ② G4-3			B B B C S S B F F F X 3-2 ① F9	X 0-0 ① FC6-4 G2-3 1-2f 3-H		2	1	1	0	0	0	0
Jason Standridge, R (6, 1)										0	0	0	0	0	0	0
Esteban Yan, R (7, 1)										0	0	0	0	0	0	0
6 Ryan Freel, R (7, PH) OBP: 0.389, SLG: 0.440										1	0	0	0	0	0	0
Kent Mercker, L (8, 1)										0	0	0	0	0	0	0
Javier Valentin, S (8, PH) OBP: 0.277, SLG: 0.300										1	0	0	1	0	0	1
Quinton McCracken, S (8, PR) OBP: 0.245, SLG: 0.306										0	0	0	0	0	0	0
56 Todd Coffey, R (9, 1)										0	0	0	0	0	0	0

	AB	R	H	RBI	BB	SO	LOB
	40	8	13	8	3	5	11

Inning Stats	1	2	3	4	5	6	7	8	9	1B	SF	WP	PA
R	0	0	5	0	0	0	0	2	1	9	0	1	43
E	0	0	1	0	0	0	0	0	0	2B	SAC	PB	
K	1	1	0	0	1	0	0	1	0	2	0	0	
BB	0	0	0	1	0	0	1	0	0	3B	DP	SB	
P	6	11	16	8	6	8	15	19	9	2	0	0	
S	6	11	16	8	6	8	15	19	9	HR	HBP	CS	
H	0	0	0	1	0	0	2	3	1	2	0	0	
LOB	0	1	1	1	0	0	3	2	0				

PITCHER		IP	WLS	BF	H	R	ER	SO	BB	IBB	HBP	BLK	WP	HR	S	P	ERA	WHIP
Mike Wood, R ERA: 4.87	(1, 1)	3.2		19	7	5	4	1	1	0	0	0	0	1	38	58	9.82	2.182
Todd Wellemeyer, R ERA: 4.61	(4, 1)	2.1		7	0	0	0	3	0	0	0	0	0	0	17	25	0.00	0.000
Andrew Sisco, L ERA: 7.44	(7, 1)	0.2	H	4	1	0	0	0	1	0	0	0	0	0	12	23	0.00	3.000
Elmer Dessens, R ERA: 4.07	(7, 1)	0.2	B	6	4	2	2	0	0	0	0	0	1	0	13	21	27.00	6.000
Jeremy Affeldt, L ERA: 6.99	(8, 1)	0.2	W	3	0	0	0	0	1	0	0	0	0	0	9	17	0.00	1.500

PITCHER		IP	WLS	BF	H	R	ER	SO	BB	IBB	HBP	BLK	WP	HR	S	P	ERA	WHIP
Ambiorix Burgos, R ERA: 6.56	(9, 1)	1.0	S	4	1	1	1	1	0	0	0	0	0	1	9	14	9.00	1.000

TOP

Batter	1	2	3	4	5	6	7	8	9	AB	R	H	RBI	BB	SO	LOB
9 David DeJesus, L (1, 7) OBP: 0.384, SLG: 0.452	B T B X 2-1 F7 ①		B C X 1-1 1B			B C S B B X 3-2 1B		B X 1-0 G3 ① 2-3		4	0	2	0	0	0	1
15 Mark Grudzielanek, R (1, 4) OBP: 0.323, SLG: 0.385 57 Joel Peralta, R (8, 1)	C X 0-1 G5-3 ②		D B X 2-0 F9 ③			X 0-0 F9 ①		X 0-0 G3 3-H 2B		4 0	0 0	1 0	1 0	0 0	0 0	2 0
Doug Mientkiewicz, L (1, 3) OBP: 0.346, SLG: 0.377	B F B B X 3-1 F9 ③			B F C C C 2-3 K ①		B B F C C S 2-3 K ②		C F F B B F F X 2-2 G3 ② 2-3		4	0	0	0	0	2	2
16 Reggie Sanders, R (1, 9) OBP: 0.301, SLG: 0.442		C X 0-1 G1-3 ①		F B C B B F X 3-2 24 CS 1B		C X 0-1 P3 ③		X 0-0 G6-3 ③		4	0	1	0	0	0	2
24 Mark Teahen, L (1, 5) OBP: 0.282, SLG: 0.386		C B B F B X 3-2 G3-1 ②		F S B F D F F F F 3-3 K ②③ 1-2			B S F B X 2-2 4 FC6-4 1B		C X 0-1 G4-3 ①	4	0	1	0	0	1	1
14 John Buck, R (1, 2) OBP: 0.323, SLG: 0.439		B B S B B S X 3-2 HR			B C B X 2-1 P4 ①		C C D C 1-3 K ①		B B C F S 2-3 K ②	4	1	1	1	0	2	1
4 Angel Berroa, R (1, 6) OBP: 0.263, SLG: 0.333		C X 0-1 P1 ③			B F F F X 1-2 F7 ②		B F B F F X 2-2 FC6-4 1-2f ②		C B B F S 2-3 K ③	4	0	0	0	0	1	1
2 Joey Gathright, L (1, 8) OBP: 0.323, SLG: 0.256			C X 0-1 37 CS 1B		F S B B B F B 4-2 37 FC6-4 BB		B C B X 2-1 P5 ③			2	0	1	0	1	0	1
37 Scott Elarton, R (1, 1) OBP: 0.333, SLG: 0.667 Andrew Sisco, L (7, 1) Esteban German, R (8, PH) OBP: 0.430, SLG: 0.409 (8, 4)			C B C X 1-2 G5-3 ①② 1-2		X 0-0 FC6-4 ③ 1-2f			C F B X 1-2 9 G3 15 2B 2B		2 0 1	0 0 1	0 0 1	0 0 0	0 0 0	0 0 0	2 0 0
Inning Stats	R: 0 E: 0 K: 0 S: 6 H: 0 LOB: 0 BB: 0 P: 11	R: 1 E: 0 K: 0 S: 10 H: 1 LOB: 0 BB: 0 P: 16	R: 0 E: 0 K: 0 S: 8 H: 2 LOB: 1 BB: 0 P: 12	R: 0 E: 0 K: 2 S: 17 H: 1 LOB: 1 BB: 0 P: 25	R: 0 E: 0 K: 0 S: 10 H: 0 LOB: 1 BB: 1 P: 17	R: 0 E: 0 K: 1 S: 9 H: 1 LOB: 1 BB: 0 P: 14	R: 0 E: 0 K: 1 S: 12 H: 1 LOB: 1 BB: 0 P: 19	R: 1 E: 0 K: 0 S: 12 H: 2 LOB: 1 BB: 0 P: 16	R: 0 E: 0 K: 2 S: 8 H: 0 LOB: 0 BB: 0 P: 12	1B: 5 2B: 3 3B: 0 HR: 1	SF: 0 SAC: 0 DP: 1 HBP: 0				WP: 0 PB: 0 SB: 0 CS: 2	PA: 34	

PITCHER		IP	WLS	BF	H	R	ER	SO	BB	IBB	HBP	BLK	WP	HR	S	P	ERA	WHIP
39 Aaron Harang, R ERA: 3.45	(1, 1)	7.0	W	26	6	1	1	4	1	0	0	0	0	1	72	114	1.29	1.000
25 David Weathers, R ERA: 5.5	(8, 1)	1.0		5	2	1	1	0	0	0	0	0	0	0	12	16	9.00	2.000
31 Matt Belisle, R ERA: 3.66	(9, 1)	1.0		3	0	0	0	2	0	0	0	0	0	0	8	12	0.00	0.000

PITCHER		IP	WLS	BF	H	R	ER	SO	BB	IBB	HBP	BLK	WP	HR	S	P	ERA	WHIP

Kansas City Royals @ Cincinnati Reds
Great American Ball Park, Cincinnati, OH
Wed Jun 28 2006, 7:10 PM EDT
Att. 34,648 - Partly Cloudy - 83 F

livebaseballscorecards.com

AB	33
R	2
H	8
RBI	2
BB	1
SO	6
LOB	13

BOTTOM

Batter	1	2	3	4	5	6	7	8	9	AB	R	H	RBI	BB	SO	LOB
6 Ryan Freel, R (1, 9) OBP: 0.381, SLG: 0.430	X 0-0 F8 ①		C C B S 1-3 K2-3 ①	C B B X 2-1 G6-3 ①		B X 1-0 G6-4-3 ①② 1-2f		C B F C 1-3 K ③		5	0	0	0	0	2	2
Felipe Lopez, S (1, 6) OBP: 0.350, SLG: 0.395	B B C F F X 2-2 P2 1B		F C B X 1-2 HR	B B C X 2-1 F7 ②		C B B F F S 2-3 K ③				4	1	2	1	0	1	0
Ken Griffey Jr., L (1, 8) OBP: 0.317, SLG: 0.527	B C C C B 1 SAFE F X 2-2 P2 ②③ 1-2		T B X 1-1 HR 1B	B X 1-0 G4-3 ③			B X 1-0 HR			4	2	2	1	0	0	1
Rich Aurilia, R (1, 5) OBP: 0.318, SLG: 0.505		F X 0-1 FC6 4 SF7 BB 1B	C X 0-1 1-H HR		B C F B F X 2-2 F7 ①		C T B B F S 2-3 K ①			4	2	2	2	0	1	0
Adam Dunn, L (1, 7) OBP: 0.372, SLG: 0.539		C B B B B 4-1 FC6 1-2 BB	C F B B B B 4-2 HR BB		F B B B F X 3-2 G4-3 ②		B F S B B B 4-2 L1-3 BB			1	1	0	0	3	0	0
Scott Hatteberg, L (1, 3) OBP: 0.402, SLG: 0.452	B C X 1-1 FC6 1B 1-2f 2-3 ①	C X 0-1 1-H HR			B B B C B 4-1 4 HBP BB		B B F B F X 3-2 L1-3 1-1 ②③			3	1	1	2	1	0	3
4 Brandon Phillips, R (1, 4) OBP: 0.356, SLG: 0.456	B X 1-0 SF7 ② 3-H	C F F C 0-3 K ②			C B B B F H 3-2 1-2 HBP			F S B X 1-2 1B		2	0	1	1	0	1	0
Jason LaRue, R (1, 2) OBP: 0.270, SLG: 0.317	C F B X 1-2 1-3 1B	X 0-0 1B			T B X 1-1 F8 ③			X 0-0 F7 ①		4	0	2	0	0	0	3
39 Aaron Harang, R (1, 1) OBP: 0.222, SLG: 0.200 25 David Weathers, R (8, 1) Javier Valentin, S (8, PH) OBP: 0.274, SLG: 0.297 31 Matt Belisle, R (9, 1)	X 0-0 G4-3 ③	S C F S 0-3 K ③				B B B B 4-0 6 G6-4-3 BB		F C S 0-3 K ②		2 0 1 0	0 0 0 0	0 0 0 0	0 0 0 0	1 0 1 0	3 0 1 0	3 0 1 0
Inning Stats	R: 0 E: 0 K: 0 S: 9 H: 1 LOB: 0 BB: 0 P: 13	R: 1 E: 0 K: 0 S: 10 H: 2 LOB: 2 BB: 1 P: 17	R: 5 E: 0 K: 3 S: 23 H: 5 LOB: 1 BB: 1 P: 30	R: 0 E: 0 K: 0 S: 5 H: 0 LOB: 0 BB: 0 P: 10	R: 0 E: 0 K: 0 S: 13 H: 0 LOB: 2 BB: 1 P: 26	R: 0 E: 0 K: 1 S: 5 H: 0 LOB: 0 BB: 1 P: 12	R: 1 E: 0 K: 1 S: 10 H: 1 LOB: 0 BB: 1 P: 20	R: 0 E: 0 K: 2 S: 10 H: 1 LOB: 1 BB: 0 P: 12		1B: 6 2B: 1 3B: 0 HR: 4	SF: 1 SAC: 0 DP: 2 HBP: 1				WP: 0 PB: 0 SB: 0 CS: 0	PA: 37	

PITCHER		IP	WLS	BF	H	R	ER	SO	BB	IBB	HBP	BLK	WP	HR	S	P	ERA	WHIP
37 Scott Elarton, R ERA: 5.13	(1, 1)	6.0	L	29	8	6	6	4	4	0	1	0	0	3	65	108	9.00	2.000
Andrew Sisco, L ERA: 7.49	(7, 1)	1.0		4	1	1	1	1	1	0	0	0	0	1	10	20	9.00	2.000
57 Joel Peralta, R ERA: 4.63	(8, 1)	1.0		4	1	0	0	2	0	0	0	0	0	0	10	12	0.00	1.000

PITCHER		IP	WLS	BF	H	R	ER	SO	BB	IBB	HBP	BLK	WP	HR	S	P	ERA	WHIP

Kansas City Royals @ Cincinnati Reds
Great American Ball Park, Cincinnati, OH
Wed Jun 28 2006, 7:10 PM EDT
Att. 34,648 - Partly Cloudy - 83 F

livebaseballscorecards.com

AB	30
R	7
H	10
RBI	7
BB	5
SO	7
LOB	13

TOP

Kansas City Royals @ Cincinnati Reds

Great American Ball Park, Cincinnati, OH

Thu Jun 29 2006, 7:10 PM EDT

Att. 22,096 - Partly Cloudy - 81 F

Batter	1	2	3	4	5	6	7	8	9	AB	R	H	RBI	BB	SO	LOB
9 David DeJesus, L (1, 7) (8, 8) OBP: 0.384, SLG: 0.458	G6-3		1B	L9				2B	G4-3	5	1	2	0	0	0	0
15 Mark Grudzielanek, R (1, 4) OBP: 0.321, SLG: 0.381	K			F9	L7			FC4-6 1B	G3-1	5	0	1	1	0	1	0
Doug Mientkiewicz, L (1, 3) OBP: 0.347, SLG: 0.390	HR			1B		G1-3		FC4-6 1B	P6	5	3	2	1	0	0	1
Emil Brown, R (1, 9) (8, 7) OBP: 0.349, SLG: 0.444	F8			BB		G5-3		SF8 1B		3	1	1	0	1	0	0
24 Mark Teahen, L (1, 5) 16 Reggie Sanders, R (8, PH) (8, 9) OBP: 0.283, SLG: 0.385 OBP: 0.304, SLG: 0.444		K	1B	G3-1		K		SF8 1B		3 1	0 0	1 1	0 0	0 0	2 0	0 0
Tony Graffanino, R (1, 6) (8, 5) OBP: 0.316, SLG: 0.386		BB		G3-1			F7	2 BB 1B		3	0	1	2	1	0	2
Paul Bako, L (1, 2) OBP: 0.300, SLG: 0.268		K	BB	BB			G1-3	SF8		2	0	0	1	1	1	1
2 Joey Gathright, L (1, 8) Elmer Dessens, R (8, 1) 41 Jimmy Gobble, L (8, 1) OBP: 0.327, SLG: 0.257			G4-3	L7						3 0 0	0 0 0	1 0 0	0 0 0	1 0 0	0 0 0	3 0 0
Bob Keppel, R (1, 1) Jeremy Affeldt, L (3, 1) Esteban German, R (7, PH) Todd Wellemeyer, R (7, 1) 4 Angel Berroa, R (8, PH) OBP: 0.405, SLG: 0.405 OBP: 0.262, SLG: 0.332 (8, 6)			L9		F8			1B	G3	1 1 1 0 1	0 0 0 0 0	0 0 0 0 0	0 0 1 0 0	0 0 1 0 0	0 0 0 0 0	0 0 1 0 3
Inning Stats	R: 1 E: 0 K: 1 S: 11 H: 1 LOB: 0 BB: 0 P: 16	R: 0 E: 0 K: 2 S: 10 H: 0 LOB: 1 BB: 1 P: 19	R: 0 E: 0 K: 0 S: 5 H: 1 LOB: 1 BB: 0 P: 7	R: 1 E: 0 K: 0 S: 13 H: 2 LOB: 3 BB: 2 P: 26	R: 0 E: 0 K: 0 S: 9 H: 0 LOB: 0 BB: 0 P: 11	R: 0 E: 0 K: 1 S: 8 H: 0 LOB: 0 BB: 0 P: 12	R: 0 E: 0 K: 1 S: 10 H: 1 LOB: 1 BB: 0 P: 17	R: 3 E: 0 K: 0 S: 25 H: 5 LOB: 3 BB: 1 P: 36	R: 0 E: 0 K: 0 S: 7 H: 0 LOB: 0 BB: 0 P: 8	1B: 8 2B: 2 3B: 0 HR: 1 SF: 1 SAC: 0 DP: 1 HBP: 0						

PITCHER	IP	WLS	BF	H	R	ER	SO	BB	IBB	HBP	BLK	WP	HR	S	P	ERA	WHIP
61 Bronson Arroyo, R (1, 1) ERA: 2.58	7.0		27	5	2	2	5	3	0	0	0	0	1	66	108	2.57	1.143
Chris Hammond, L (8, 1) ERA: 6.91	0.1	H	4	3	3	3	0	0	0	0	0	0	0	11	14	81.00	9.000
25 David Weathers, R (8, 1) ERA: 5.4	0.2	W	5	2	0	0	0	1	0	0	0	0	0	14	22	0.00	4.500
56 Todd Coffey, R (9, 1) ERA: 2.55	1.0	S	3	0	0	0	0	0	0	0	0	0	0	7	8	0.00	0.000

livebaseballscorecards.com

AB	34
R	5
H	10
RBI	5
BB	4
SO	5
LOB	11

BOTTOM

Kansas City Royals @ Cincinnati Reds

Great American Ball Park, Cincinnati, OH

Thu Jun 29 2006, 7:10 PM EDT

Att. 22,096 - Partly Cloudy - 81 F

Batter	1	2	3	4	5	6	7	8	9	AB	R	H	RBI	BB	SO	LOB
Felipe Lopez, S (1, 6) OBP: 0.354, SLG: 0.408	HR 1B	PO	HR	SF9		K		BB		3	2	2	2	1	1	2
Adam Dunn, L (1, 7) OBP: 0.373, SLG: 0.551 56 Todd Coffey, R (9, 1)	F7		HR	F8			K	2B		5 0	1 0	2 0	2 0	0 0	1 0	2 0
Ken Griffey Jr., L (1, 8) OBP: 0.316, SLG: 0.537	HR		G5-3		F7		F7			4	1	1	2	0	0	0
Rich Aurilia, R (1, 5) OBP: 0.322, SLG: 0.500	G5-3		BB		K		1B			2	0	0	0	2	1	0
Scott Hatteberg, L (1, 3) OBP: 0.399, SLG: 0.449	F9		K				G3			4	0	1	0	0	1	1
Austin Kearns, R (1, 9) OBP: 0.349, SLG: 0.477		G5-3	G5-3			61 SH3-4 2B	G1-3			4	0	1	0	0	0	3
4 Brandon Phillips, R (1, 4) OBP: 0.358, SLG: 0.455		PO 26 S 1B		61 SH 26 G5-3 SF9 BB	L9			G3		3	1	1	0	1	0	1
26 David Ross, R (1, 2) OBP: 0.387, SLG: 0.660		K		G5-3		61 SH3-4 BB		G5-3		3	0	0	0	1	1	2
61 Bronson Arroyo, R (1, 1) OBP: 0.227, SLG: 0.341 Chris Hammond, L (8, 1) 25 David Weathers, R (8, 1) Javier Valentin, S (8, PH) OBP: 0.281, SLG: 0.304 6 Ryan Freel, R (8, PR) OBP: 0.381, SLG: 0.430 (9, 7)		BB		SH		SH3-4		S 2B 1B		0 0 0 0 1 0	0 0 0 0 0 1	0 0 0 1 0 0	0 0 0 0 0 0	0 0 0 0 0 0	0 0 0 0 0 0	0 0 0 0 0 0
Inning Stats	R: 2 E: 0 K: 0 S: 8 H: 2 LOB: 0 BB: 0 P: 15	R: 0 E: 0 K: 1 S: 8 H: 1 LOB: 1 BB: 1 P: 16	R: 2 E: 0 K: 1 S: 14 H: 2 LOB: 1 BB: 1 P: 25	R: 1 E: 1 K: 0 S: 11 H: 0 LOB: 1 BB: 1 P: 22	R: 0 E: 0 K: 1 S: 5 H: 0 LOB: 0 BB: 0 P: 11	R: 0 E: 0 K: 1 S: 13 H: 1 LOB: 2 BB: 1 P: 21	R: 0 E: 0 K: 1 S: 13 H: 1 LOB: 1 BB: 1 P: 20	R: 1 E: 0 K: 0 S: 12 H: 2 LOB: 3 BB: 1 P: 19		1B: 4 2B: 2 3B: 0 HR: 3 SF: 1 SAC: 2 DP: 1 HBP: 0						

PITCHER	IP	WLS	BF	H	R	ER	SO	BB	IBB	HBP	BLK	WP	HR	S	P	ERA	WHIP
Bob Keppel, R (1, 1) ERA: 5.5	2.1		13	5	4	4	1	2	0	0	0	0	3	26	51	15.43	3.000
Jeremy Affeldt, L (3, 1) ERA: 6.56	3.2		15	1	1	0	3	2	0	0	0	0	0	33	59	0.00	0.818
Todd Wellemeyer, R (7, 1) ERA: 4.45	1.0		5	1	0	0	1	1	0	0	0	0	0	13	20	0.00	2.000
Elmer Dessens, R (8, 1) ERA: 4.22	0.2	L	4	1	1	1	0	1	0	0	0	0	0	8	15	13.50	3.000
41 Jimmy Gobble, L (8, 1) ERA: 3.76	0.1		1	1	0	0	0	0	0	0	0	0	0	4	4	0.00	3.000

livebaseballscorecards.com

AB	29
R	6
H	9
RBI	6
BB	6
SO	5
LOB	11

Cleveland Indians @ Cincinnati Reds

Great American Ball Park, Cincinnati, OH

Fri Jun 30 2006, 7:10 PM EDT

Att. 34,930 - Partly Cloudy - 81 F

livebaseballscorecards.com

TOP

Batter	1	2	3	4	5	6	7	8	9	AB	R	H	RBI	BB	SO	LOB
24 Grady Sizemore, L (1, 8) OBP: 0.381, SLG: 0.556	G4-3 K2-3			2-1 BFBX 2-H 2B	1-3 CBCS K				0-2 FCX 1B 2B	5	1	2	1	0	2	3
Ronnie Belliard, R (1, 4) OBP: 0.339, SLG: 0.410	0-0 X HR	1-1 SBX F9		2-1 BCBX F7			0-0 X P6		0-0 X 2 G6-4-3 2-H 1B	5	1	2	2	0	0	1
2 Jhonny Peralta, R (1, 6) OBP: 0.325, SLG: 0.378	3-2 FCBBBX 41 1B 1B	1-2 SBSX G4-3		2-3 CSBFBC K			0-1 CX G6-3		0-0 X G6-4-3 1-2f	5	1	1	0	0	1	2
41 Victor Martinez, S (1, 2) OBP: 0.357, SLG: 0.458	B 1 SAFE FCX 1-2 1B 2B 1B	C X 0-1 G4-3			1-3 FCBFS K		3-1 BBSBX F7			4	1	1	0	0	1	0
Ben Broussard, L (1, 3) OBP: 0.367, SLG: 0.507	2-2 CBSBX 2B 1B 1-2 2-H 1B		1-1 FBX G4-3		0-2 CFX L6			1-0 BX G5-3		4	1	1	1	0	0	0
Todd Hollandsworth, L (1, 7) OBP: 0.229, SLG: 0.440	0-0 X 1B 1-3 2-H 2B		0-0 X F8		0-1 CX L7			1-2 SCBFX HR		4	2	2	2	0	0	0
Aaron Boone, R (1, 5) OBP: 0.306, SLG: 0.352	1-1 BCX 38 E 2-H 3-H 1B		0-1 CX G6-3			2-3 FSBFFBS K		1-2 CBFFFX F7		4	0	1	2	0	1	0
38 Franklin Gutierrez, R (1, 9) OBP: 0.214, SLG: 0.220	1-2 CFFBX E5 1-3			1-0 BX SH3 24 2B 1B		4-1 BBBCB SH1-4 BB		0-1 CX P6		3	1	1	0	1	0	1
Paul Byrd, R (1, 1) OBP: 0.250, SLG: 0.250 53 Rafael Perez, L (7, 1) 63 Rafael Betancourt, R (8, 1) 55 Roberto Hernandez, R (8, 1) 25 Ryan Garko, R (9, PH) Bob Wickman, R (9, 1)	0-1 CX G5-3			1-1 BLX SH3 1-2		0-1 LX SH1-4 1-2			1-1 CBX L4	1 0 0 0 1 0	0 0 0 0 0 0	0 0 0 0 0 0	0 0 0 0 0 0	0 0 0 0 0 0	0 0 0 0 0 0	2 0 0 0 0 0
Inning Stats	R: 5 E: 1 K: 1 S: 24 H: 6 LOB: 2 BB: 0 P: 34	R: 0 E: 0 K: 0 S: 7 H: 0 LOB: 0 BB: 0 P: 9	R: 0 E: 0 K: 0 S: 5 H: 0 LOB: 0 BB: 0 P: 6	R: 1 E: 0 K: 1 S: 11 H: 2 LOB: 1 BB: 0 P: 19	R: 0 E: 0 K: 1 S: 9 H: 0 LOB: 0 BB: 0 P: 10	R: 0 E: 0 K: 2 S: 11 H: 0 LOB: 1 BB: 1 P: 18	R: 0 E: 0 K: 0 S: 5 H: 0 LOB: 0 BB: 0 P: 8	R: 1 E: 0 K: 0 S: 11 H: 1 LOB: 0 BB: 0 P: 14	R: 1 E: 0 K: 0 S: 7 H: 2 LOB: 0 BB: 0 P: 8	1B: 6 2B: 3 3B: 0 HR: 2	SF: 0 SAC: 2 DP: 1 HBP: 0						

PITCHER		IP	WLS	BF	H	R	ER	SO	BB	IBB	HBP	BLK	WP	HR	S	P	ERA	WHIP
54 Elizardo Ramirez, R ERA: 4.11	(1, 1)	5.0		24	8	6	6	3	0	0	0	0	0	1	56	78	10.80	1.600
Jason Standridge, R ERA: 2.7	(6, 1)	1.0		4	0	0	0	2	1	0	0	0	0	0	11	18	0.00	1.000
Esteban Yan, R ERA: 5.91	(7, 1)	2.0		7	1	1	1	0	0	0	0	0	0	1	16	22	4.50	0.500
Kent Mercker, L ERA: 6.16	(9, 1)	1.0	W	4	2	1	1	0	0	0	0	0	0	0	7	8	9.00	2.000

BOTTOM

Batter	1	2	3	4	5	6	7	8	9	AB	R	H	RBI	BB	SO	LOB
Felipe Lopez, S (1, 6) OBP: 0.359, SLG: 0.409	1-0 BX F7		2-2 CBFBX G3-1 1-2 1B		4-2 BBFBCB 1-2 BB		1-1 BCX F8 1B 1B	2-1 BBCX G4-3	4-0 BBBB 1-2 HR BB	4	1	2	0	2	0	0
Adam Dunn, L (1, 7) OBP: 0.375, SLG: 0.560	4-2 BCFBFFBFBB FC5-4 BB		0-1 CX G3-1 1-2 2-3		1-3 FSBBC K		2-1 SBBBX 1-2 1B	0-3 SFFFS K	1-0 BX 1-H 2-H 3-H HR	5	1	2	4	1	2	4
Ken Griffey Jr., L (1, 8) OBP: 0.313, SLG: 0.533	0-0 X L9		3-3 BBCBFS K		1-0 BX F8		2-1 BFBX F8 2-3	1-1 BFX 2B		5	0	1	0	0	1	7
Rich Aurilia, R (1, 5) OBP: 0.314, SLG: 0.487	3-1 BCBBX FC5-4 1-2f			0-0 X G6-3	0-1 CX P5		1-3 BFFS K	1-1 DFX G4-3		5	0	0	0	0	1	6
Scott Hatteberg, L (1, 3) OBP: 0.399, SLG: 0.452		3-2 CCBBBX L3		1-1 BCX 4 1B 2B		0-2 CFX 4 1B 1B	2-0 BBX G1-3		2-2 BCCBFX P6	5	0	2	0	0	0	2
Austin Kearns, R (1, 9) OBP: 0.350, SLG: 0.486		3-2 BFFBBX F8		2-3 FSBBFS K		1-3 BCCFS K		1-0 BX HR	3-1 BBBCBX 4 1B 4 S G3 1B	5	2	2	1	0	2	2
4 Brandon Phillips, R (1, 4) OBP: 0.366, SLG: 0.462		0-2 CST K		0-1 CX 2-3 1B		0-0 X 1-2 1B		0-2 FFX 1B 9 HR 1B	3-1 CBBBX G3 WP 1-3 HR 1B	5	2	4	0	0	1	0
Javier Valentin, S (1, 2) OBP: 0.277, SLG: 0.299			1-1 CBX P4	0-0 X F8		0-1 FX L7		0-2 FFX 9 HR 1B 1-3	3-2 BCSBFBX G3 1-3 3-H	5	1	1	1	0	0	5
54 Elizardo Ramirez, S (1, 1) OBP: 0.158, SLG: 0.158 Quinton McCracken, S (5, PH) OBP: 0.259, SLG: 0.320 Jason Standridge, R (6, 1) 26 David Ross, R (6, PH) OBP: 0.384, SLG: 0.654 Esteban Yan, R (7, 1) 9 Juan Castro, R (8, PH) OBP: 0.260, SLG: 0.324 Kent Mercker, L (9, 1) 6 Ryan Freel, R (9, PH) OBP: 0.383, SLG: 0.430			0-1 CX G3-1 1B		3-2 CBBBBFX BB 1B	2-2 F8		1-1 BSX 1-H 3-H HR	4-1 BBBCB DI HR BB	1 1 0 1 0 0 1 0 0	0 0 0 0 0 0 1 0 1	1 1 0 1 0 0 3 0 0	0 0 0 0 0 0 0 0 1	1 0 0 0 0 0 0 0 0	0 0 0 0 0 0 0 1 0	0 0 0 2 0 0 0 0 0
Inning Stats	R: 0 E: 0 K: 0 S: 9 H: 0 LOB: 1 BB: 1 P: 17	R: 0 E: 0 K: 1 S: 9 H: 0 LOB: 0 BB: 0 P: 15	R: 0 E: 0 K: 1 S: 12 H: 2 LOB: 2 BB: 0 P: 18	R: 0 E: 0 K: 1 S: 10 H: 2 LOB: 2 BB: 1 P: 13	R: 0 E: 0 K: 1 S: 11 H: 1 LOB: 2 BB: 1 P: 20	R: 0 E: 0 K: 1 S: 15 H: 2 LOB: 2 BB: 0 P: 18	R: 0 E: 0 K: 1 S: 10 H: 2 LOB: 2 BB: 0 P: 18	R: 4 E: 0 K: 1 S: 19 H: 5 LOB: 1 BB: 0 P: 25	R: 5 E: 0 K: 0 S: 14 H: 3 LOB: 0 BB: 2 P: 34	1B: 12 2B: 2 3B: 0 HR: 3	SF: 0 SAC: 0 DP: 0 HBP: 0						

PITCHER		IP	WLS	BF	H	R	ER	SO	BB	IBB	HBP	BLK	WP	HR	S	P	ERA	WHIP
Paul Byrd, R ERA: 4.1	(1, 1)	6.0		29	9	0	0	5	2	0	0	0	0	0	70	108	0.00	1.833
53 Rafael Perez, L ERA:	(7, 1)	1.0		3	0	0	0	1	0	0	0	0	0	0	6	11	0.00	0.000
63 Rafael Betancourt, R ERA: 5.4	(8, 1)	0.0		4	4	4	4	0	0	0	0	0	0	2	9	11	∞	∞
55 Roberto Hernandez, R ERA: 4.58	(8, 1)	1.0	H	4	1	0	0	1	0	0	0	0	0	0	10	14	0.00	1.000
Bob Wickman, R ERA: 4.88	(9, 1)	0.2	L	7	3	5	5	0	2	0	0	0	1	1	14	34	67.50	7.500

AB	36
R	8
H	11
RBI	8
BB	1
SO	5
LOB	9

AB	43
R	9
H	17
RBI	9
BB	4
SO	7
LOB	28

Batter	1	2	3	4	5	6	7	8	9	AB	R	H	RBI	BB	SO	LOB
24 Grady Sizemore, L (1, 8) OBP: 0.378, SLG: 0.547	B C B C C 2-3 ① K	B F F B D F B 4-2 2 1B 1-2 2-3 3-H BB		B S S S B B X 3-2 ② P6	B B X 2-0 ③ F8		B F B F X 2-2 ③ F8		X 0-0 ② L6	5	0	0	1	1	1	2
Ronnie Belliard, R (1, 4) OBP: 0.339, SLG: 0.415	X 0-0 2B 2B	F S B X 1-2 ① F9		C D X 1-1 ③ L8		C B X 1-1 ① G6-3		C B X 1-1 F8 1B 2B	F F B X 1-2 ③ F7	6	2	2	0	0	0	4
2 Jhonny Peralta, R (1, 6) OBP: 0.326, SLG: 0.378	F D F X 1-2 ② G5-3	B F X 1-1 41 G4-6-3 1-2 2-3 3-H 1B			C X 0-1 ① 1B	C B B X 2-1 ② F9		F S C 0-3 ① K		5	0	2	1	0	1	2
41 Victor Martinez, S (1, 2) OBP: 0.364, SLG: 0.461	F B B B D 4-1 2B BB	F S X 0-2 ② ③ G4-6-3 1-2f			B B B B X 3-0 1B 1B	X 0-0 ③ 1B		C B B B B 4-1 1B E BB		3	2	2	0	2	0	3
Ben Broussard, L (1, 3) OBP: 0.368, SLG: 0.510	X 0-0 1-3 2-H 2B		C C B X 1-2 ① G3		B X 1-0 1B 48 HR 1-2 1B		S F X 0-2 ① G3-1	X 0-0 ② F8 2-3		5	1	2	1	0	0	2
Todd Hollandsworth, L (1, 7) OBP: 0.236, SLG: 0.438 (5, 9)	F C F F B B X 2-2 ③ G4-3		B F X 1-1 ② G3		S X 0-1 48 HR 1-3 2-H 1B		B F S B B X 3-2 ② P5	B X 1-0 E 1-2 3-H 1B		5	1	2	2	0	0	2
Aaron Boone, R (1, 5) OBP: 0.314, SLG: 0.353		C B F B B B 4-2 31 1B 38 1B 24 BB BB	S T B X 1-2 ③ G3-1	I I I I 4-0 48 HR IBB			B C B B B 4-1 7 2B 25 2B BB	X 0-0 E8 1-3 2-H 1B		2	3	1	1	3	0	0
38 Franklin Gutierrez, R (1, 9) OBP: 0.250, SLG: 0.256 48 Travis Hafner, L (5, PH) OBP: 0.454, SLG: 0.633 7 Joe Inglett, L (5, 7) OBP: 0.143, SLG: 0.286	X 0-0 24 BB 31 1B 2 1B 1-2 1B			B C X 1-1 31 FC2-6 1B	D F X 1-1 1-H 2-H 3-H HR		B X 1-0 25 2B 1-3 2B	F F F F S 0-3 ③ K		2 1 2	1 1 1	2 1 1	0 4 0	0 0 1	0 0 2	0 0 2
31 Cliff Lee, L (1, 1) OBP: 0.167, SLG: 0.167 25 Ryan Garko, R (7, PH) OBP: 0.500, SLG: 1.000 53 Rafael Perez, L (7, 1) Fernando Cabrera, R (7, 1) Ramón Vázquez, L (9, PH) OBP: 0.208, SLG: 0.159 Guillermo Mota, R (9, 1)	B X 1-0 2 1B 24 BB 1-2 2-3 1B			C X 0-1 ① FC2-6 1-2f	F F S 0-3 ② K		C X 0-1 2-H 3-H 2B		C X 0-1 ① L6	3 1 0 0 1 0	0 0 0 0 0 0	1 1 0 0 0 0	0 2 0 0 0 0	0 0 0 0 0 0	1 0 0 0 0 0	1 0 0 0 0 0
Inning Stats	R: 1 E: 0 K: 1 S: 14 H: 2 LOB: 2 BB: 1 P: 23	R: 2 E: 0 K: 0 S: 15 H: 3 LOB: 2 BB: 2 P: 26	R: 0 E: 0 K: 0 S: 8 H: 0 LOB: 0 BB: 0 P: 11	R: 0 E: 0 K: 0 S: 9 H: 1 LOB: 1 BB: 0 P: 14	R: 5 E: 0 K: 1 S: 12 H: 5 LOB: 0 BB: 1 P: 23	R: 0 E: 0 K: 0 S: 5 H: 1 LOB: 1 BB: 0 P: 8	R: 2 E: 0 K: 0 S: 13 H: 2 LOB: 1 BB: 1 P: 23	R: 2 E: 1 K: 2 S: 14 H: 3 LOB: 2 BB: 1 P: 20	R: 0 E: 0 K: 0 S: 6 H: 0 LOB: 0 BB: 0 P: 7	1B: 11 2B: 5 3B: 0 HR: 1	SF: 0 SAC: 0 DP: 1 HBP: 0		WP: 0 PB: 0 SB: 0 CS: 0	PA: 47			

PITCHER		IP	WLS	BF	H	R	ER	SO	BB	IBB	HBP	BLK	WP	HR	S	P	ERA	WHIP
Joe Mays, R ERA: 8.21	(1, 1)	5.0	L	28	11	8	8	2	3	1	0	0	0	1	58	97	14.40	2.800
Jason Standridge, R ERA: 2.08	(6, 1)	1.0		3	1	0	0	0	0	0	0	0	0	0	5	8	0.00	1.000
37 Brian Shackelford, L ERA: 8.71	(7, 1)	1.0		6	2	2	2	0	1	0	0	0	0	0	13	23	18.00	3.000
31 Matt Belisle, R ERA: 4.35	(8, 1)	1.0		7	3	2	2	2	1	0	0	0	0	0	14	20	18.00	4.000
25 David Weathers, R ERA: 5.25	(9, 1)	1.0		3	0	0	0	0	0	0	0	0	0	0	6	7	0.00	0.000

PITCHER	IP	WLS	BF	H	R	ER	SO	BB	IBB	HBP	BLK	WP	HR	S	P	ERA	WHIP

TOP

Cleveland Indians @ Cincinnati Reds

Great American Ball Park, Cincinnati, OH

Sat Jul 01 2006, 6:10 PM EDT

Att. 40,692 - Clear - 91 F

livebaseballscorecards.com

AB	41
R	12
H	17
RBI	12
BB	6
SO	4
LOB	18

Batter	1	2	3	4	5	6	7	8	9	AB	R	H	RBI	BB	SO	LOB
6 Ryan Freel, R (1, 5) OBP: 0.388, SLG: 0.447	B C B C X 2-2 1B		S F X 0-2 ① L8	X 0-0 2-3 1B		C X 0-1 ③ P6		B X 1-0 HR		5	1	3	1	0	0	1
Adam Dunn, L (1, 7) OBP: 0.370, SLG: 0.550	B C B B S S 3-3 ① K		F B B S B X 3-2 ② L9	B B S C S 2-3 ③ K			B X 1-0 ① G4-3	F B C S 1-3 ③ K		5	0	0	0	0	3	3
Ken Griffey Jr., L (1, 8) OBP: 0.311, SLG: 0.540	F F F X 0-2 ② F8		C B X 1-1 ③ P4		B B X 2-0 HR		X 0-0 ② G4-3		C X 0-1 ① P5	5	1	1	1	0	0	1
Rich Aurilia, R (1, 3) OBP: 0.316, SLG: 0.490	C X 0-1 ③ P4			B B X 2-0 4 1B 2B 2B	C X 0-1 ① G4-3		C B B B C X 3-2 HR 1B		C X 0-1 ② F9	5	2	2	0	0	0	1
Austin Kearns, R (1, 9) OBP: 0.347, SLG: 0.491		B X 1-0 ① P6		C X 0-1 ① G6-3	B F C F B X 2-2 ② G5-3		B D X 2-0 1-H HR		B C B F B X 3-2 ③ F9	5	1	1	2	0	0	1
4 Brandon Phillips, R (1, 4) OBP: 0.368, SLG: 0.460		C S X 0-2 ② F8		B B S B S X 3-2 9 S 2B 2-3 1B	F B X 1-1 ③ G5-3		B S F F B B B 4-2 BB			3	1	1	0	1	0	0
9 Juan Castro, R (1, 6) OBP: 0.260, SLG: 0.322		B B C C X 2-2 1B 1B		C T B F C 1-3 ② K 1-2	B C X 1-1 ① P3		B F X 1-1 ③ P3			4	0	1	0	0	1	3
Jason LaRue, R (1, 2) OBP: 0.277, SLG: 0.317		B C B B B C F F X 3-2 1-2 1B		I I I I 4-0 2B IBB	S F X 0-2 ② P4			F B S B B C 3-3 ① K		3	1	1	0	1	1	0
Joe Mays, S (1, 1) OBP: 0.333, SLG: 0.500 Jason Standridge, R (6, 1) Quinton McCracken, S (6, PH) OBP: 0.273, SLG: 0.333 37 Brian Shackelford, L (7, 1) 31 Matt Belisle, R (8, 1) Scott Hatteberg, L (8, PH) OBP: 0.398, SLG: 0.450 25 David Weathers, R (9, 1)	C X 0-1 ③ P4			S X 0-1 6 1B 1-H 2-H 3-H 2B		B X 1-0 1B		C B B F X 2-2 ② G6-3		2 0 1 0 0 0 1 0	0 0 0 0 0 0 0 0	1 0 1 0 0 0 0 0	3 0 0 0 0 0 0 0	0 0 0 0 0 0 0 0	0 0 0 0 0 0 0 0	2 0 0 0 0 0 0 0
Inning Stats	R: 0 E: 0 K: 1 S: 12 H: 1 LOB: 1 BB: 0 P: 17	R: 0 E: 0 K: 0 S: 14 H: 2 LOB: 2 BB: 0 P: 20	R: 0 E: 0 K: 0 S: 8 H: 0 LOB: 0 BB: 0 P: 12	R: 3 E: 0 K: 2 S: 16 H: 4 LOB: 2 BB: 1 P: 28	R: 1 E: 0 K: 0 S: 9 H: 1 LOB: 0 BB: 0 P: 14	R: 0 E: 0 K: 0 S: 8 H: 1 LOB: 1 BB: 0 P: 10	R: 2 E: 0 K: 0 S: 11 H: 2 LOB: 1 BB: 1 P: 22	R: 1 E: 0 K: 2 S: 10 H: 1 LOB: 0 BB: 0 P: 17	R: 0 E: 0 K: 0 S: 7 H: 0 LOB: 0 BB: 0 P: 10	1B: 7 2B: 2 3B: 0 HR: 3	SF: 0 SAC: 0 DP: 0 HBP: 0		WP: 0 PB: 0 SB: 1 CS: 0	PA: 41			

PITCHER	IP	WLS	BF	H	R	ER	SO	BB	IBB	HBP	BLK	WP	HR	S	P	ERA	WHIP
31 Cliff Lee, L (1, 1) ERA: 4.69	6.0	W	28	9	4	4	3	0	1	0	0	0	1	67	101	6.00	1.500
53 Rafael Perez, L (7, 1) ERA: 2.84	0.2		5	2	2	2	0	1	0	0	0	0	1	9	19	27.00	4.500
Fernando Cabrera, R (7, 1) ERA: 5.86	1.1		5	1	1	1	2	0	0	0	0	0	1	12	20	6.75	0.750
Guillermo Mota, R (9, 1) ERA: 6.75	1.0		3	0	0	0	0	0	0	0	0	0	0	7	10	0.00	0.000

PITCHER	IP	WLS	BF	H	R	ER	SO	BB	IBB	HBP	BLK	WP	HR	S	P	ERA	WHIP

BOTTOM

Cleveland Indians @ Cincinnati Reds

Great American Ball Park, Cincinnati, OH

Sat Jul 01 2006, 6:10 PM EDT

Att. 40,692 - Clear - 91 F

livebaseballscorecards.com

AB	39
R	7
H	12
RBI	7
BB	2
SO	5
LOB	12

Cleveland Indians @ Cincinnati Reds

Great American Ball Park, Cincinnati, OH

Sun Jul 02 2006, 1:15 PM EDT

Att. 36,849 - Partly Cloudy - 88 F

livebaseballscorecards.com

TOP

Batter	1	2	3	4	5	6	7	8	9	AB	R	H	RBI	BB	SO	LOB
24 Grady Sizemore, L (1, 8) OBP: 0.373, SLG: 0.539	C T B S 1-3 K ①		C F B S 1-3 K ③		C X 0-1 P5 ②		C C F X 0-2 FC5-4 ② 1-2f		S B B X 2-1 F7 ①	5	0	0	0	0	2	2
38 Franklin Gutierrez, R (1, 9) OBP: 0.245, SLG: 0.271	C X 0-1 P3 ②			B B C X 2-1 2 F8 41 1B 2B	C X 0-1 G5-3 ③		S S X 0-2 F7 ③		B C X 1-1 F8 ②	5	1	1	0	0	0	2
2 Jhonny Peralta, R (1, 6) OBP: 0.328, SLG: 0.377	S B B F B S 3-3 K ③			B F C X 1-2 F8 ① 2-3	X 0-0 BB 1B			C B B B B 4-1 41 G3 HR BB	C C B F S 1-3 K ③	4	1	1	0	1	2	1
41 Victor Martinez, S (1, 3) OBP: 0.363, SLG: 0.458 Bob Wickman, R (9, 1)		S B F F B B X 3-2 L8 ①		F X 0-1 BB 1B 1B 3-H		C B C B F X 2-2 P4 ①		B X 1-0 G3 ① 1-2		4 0	1 0	1 0	1 0	0 0	0 0	2 0
Ronnie Belliard, R (1, 4) OBP: 0.341, SLG: 0.425		B B X 2-0 HR		X 0-0 F9 ②		B B C F B B 4-2 1-2 BB		B S B F F S 2-3 K ②		3	1	1	1	1	1	2
Aaron Boone, R (1, 5) OBP: 0.317, SLG: 0.364		B C F B B X 3-2 G4-3 ②		B C D B C F F F F 4-2 B 1B 1-2 BB		C T F B X 1-2 F8 ②		C X 0-1 2-H HR		3	1	1	2	1	0	2
Todd Hollandsworth, L (1, 7) OBP: 0.246, SLG: 0.440		B B F F B C 3-3 K ③		B F B S X 2-2 1-3 2-H 1B ③		F S B F D S 2-3 K ③		B B X 2-0 1B		4	0	2	1	0	2	2
10 Kelly Shoppach, R (1, 2) OBP: 0.323, SLG: 0.296			B F C X 1-2 G6-3 ①		B B X 2-0 2B		B C B B F F B 4-2 24 FC5-4 BB	D C B F S 2-3 K ③		3	0	1	0	1	1	1
CC Sabathia, L (1, 1) OBP: 0.222, SLG: 0.222 48 Travis Hafner, L (7, PH) OBP: 0.453, SLG: 0.631 Guillermo Mota, R (7, 1) 55 Roberto Hernandez, R (8, 1) Ben Broussard, L (9, PH) OBP: 0.371, SLG: 0.527 (9, 3)			C S S 0-3 K ②		F X 0-1 F8 ①		B B B C X 3-1 F7 ①		B X 1-0 HR	2 1 0 0 1	0 0 0 0 1	0 0 0 0 1	0 0 0 0 1	0 0 0 0 1	1 0 0 0 1	1 1 0 0 0
Inning Stats	R: 0 E: 0 K: 2 S: 8 H: 0 LOB: 0 BB: 0 P: 12	R: 1 E: 0 K: 1 S: 11 H: 1 LOB: 0 BB: 0 P: 22	R: 0 E: 0 K: 2 S: 9 H: 0 LOB: 0 BB: 0 P: 11	R: 2 E: 0 K: 0 S: 17 H: 3 LOB: 1 BB: 1 P: 26	R: 0 E: 0 K: 0 S: 7 H: 1 LOB: 1 BB: 0 P: 9	R: 0 E: 0 K: 1 S: 14 H: 1 LOB: 2 BB: 1 P: 23	R: 0 E: 0 K: 0 S: 13 H: 0 LOB: 1 BB: 0 P: 20	R: 2 E: 0 K: 2 S: 12 H: 2 LOB: 1 BB: 1 P: 23	R: 1 E: 0 K: 1 S: 9 H: 1 LOB: 0 BB: 0 P: 14	1B: 4 2B: 2 3B: 0 HR: 3	SF: 0 SAC: 0 DP: 0 HBP: 0					WP: 0 PB: 0 SB: 0 CS: 0	PA: 39

PITCHER		IP	WLS	BF	H	R	ER	SO	BB	IBB	HBP	BLK	WP	HR	S	P	ERA	WHIP
22 Eric Milton, L ERA: 5.09	(1, 1)	6.0		25	6	3	3	6	2	0	0	0	0	1	66	103	4.50	1.333
Kent Mercker, L ERA: 5.85	(7, 1)	1.0		4	0	0	0	0	1	0	0	0	0	0	13	20	0.00	1.000
25 David Weathers, R ERA: 5.59	(8, 1)	1.0	L	6	2	2	2	2	1	0	0	0	0	1	12	23	18.00	3.000
31 Matt Belisle, R ERA: 4.57	(9, 1)	1.0		4	1	1	1	1	0	0	0	0	0	1	9	14	9.00	1.000

PITCHER	IP	WLS	BF	H	R	ER	SO	BB	IBB	HBP	BLK	WP	HR	S	P	ERA	WHIP

BOTTOM

Batter	1	2	3	4	5	6	7	8	9	AB	R	H	RBI	BB	SO	LOB
6 Ryan Freel, R (1, 8) OBP: 0.384, SLG: 0.442	B F F F S 1-3 K2-3 ①		C X 0-1 F9 ②	C B B X 2-1 G4-3 ③			C X 0-1 G4-6-3 1B		B B C F X 2-2 G5-3 ②	5	0	1	0	0	1	3
Felipe Lopez, S (1, 6) OBP: 0.360, SLG: 0.407	C F B X 1-2 F9 ②		B B B 4-0 4 1B 1B BB		C B F X 1-2 4 G4-3 1B		1 SAFE 1 SAFE F 1 SAFE 1 SAFE X 0-1 G4-6-3 ①② 1-2f		C B F D F F F X 2-2 E1 2-3	4	1	1	0	1	0	2
4 Brandon Phillips, R (1, 4) OBP: 0.370, SLG: 0.461 Ken Griffey Jr., L (9, PH) OBP: 0.309, SLG: 0.537	B S F B X 2-2 1B		1 SAFE X 0-0 1B 1-2 1B		C B F X 1-2 G4-3 ①② 1-2f		C X 0-1 L7 ③		B C C F S 1-3 K ③	4 1	0 0	2 0	0 0	0 0	0 1	1 2
Adam Dunn, L (1, 7) OBP: 0.368, SLG: 0.545	F S B F D S 2-3 K ③		B C X 1-1 1-2 2-H 1B		F S F F F F X 0-2 G3 ③			M B B F X 2-2 G6-3 ①		4	0	1	1	0	1	1
Austin Kearns, R (1, 9) OBP: 0.346, SLG: 0.486		T B X 1-1 P3 ①	F B B B S S 3-3 K ③			B S T F S 1-3 K ①		B B B B 4-0 1B BB		3	0	0	0	1	2	2
Scott Hatteberg, L (1, 3) OBP: 0.399, SLG: 0.448		B C X 1-1 G4-3 ②		B C C B B B 4-2 22 SH1-4 26 BB BB		X 0-0 L7 ②		B B B C C X 3-2 26 G5-4-3 1-3 1B		3	0	1	0	1	0	0
26 David Ross, R (1, 2) OBP: 0.395, SLG: 0.709		X 0-0 HR		C B F B B B 4-2 22 SH1-4 1-2 BB		B B B X 3-0 HR		X 0-0 G5-4-3 ②③ 1-2f		3	2	2	2	1	0	2
9 Juan Castro, R (1, 5) OBP: 0.265, SLG: 0.331		X 0-0 G4-3 ③		C S S 0-3 K ①		C B F X 1-2 FC6-4 1B			B C X 1-1 E 2B	4	0	2	0	0	1	2
22 Eric Milton, L (1, 1) OBP: 0.167, SLG: 0.333 Quinton McCracken, S (6, PH) OBP: 0.268, SLG: 0.327 Kent Mercker, L (7, 1) 25 David Weathers, R (8, 1) 31 Matt Belisle, R (9, 1) Javier Valentin, S (9, PH) OBP: 0.275, SLG: 0.296			C F B S 1-3 K ①	X 0-0 SH1-4 ② 1-2 2-3		B F X 1-1 FC6-4 ③ 1-2f			B C X 1-1 F8 ①	1 1 0 0 0 1	0 0 0 0 0 0	0 0 0 0 0 0	0 0 0 0 0 0	1 0 0 0 0 0	0 0 0 0 0 0	1 1 0 0 0 1
Inning Stats	R: 0 E: 0 K: 2 S: 14 H: 1 LOB: 1 BB: 0 P: 20	R: 1 E: 0 K: 0 S: 6 H: 1 LOB: 0 BB: 0 P: 8	R: 1 E: 0 K: 2 S: 11 H: 2 LOB: 2 BB: 1 P: 20	R: 0 E: 0 K: 1 S: 10 H: 0 LOB: 2 BB: 2 P: 20	R: 0 E: 0 K: 0 S: 13 H: 1 LOB: 0 BB: 0 P: 15	R: 1 E: 0 K: 1 S: 11 H: 2 LOB: 1 BB: 0 P: 17	R: 0 E: 0 K: 0 S: 6 H: 1 LOB: 0 BB: 0 P: 6	R: 0 E: 0 K: 0 S: 7 H: 1 LOB: 1 BB: 1 P: 16	R: 0 E: 1 K: 1 S: 18 H: 1 LOB: 2 BB: 0 P: 25	1B: 7 2B: 1 3B: 0 HR: 2	SF: 0 SAC: 1 DP: 3 HBP: 0					WP: 0 PB: 0 SB: 0 CS: 0	PA: 39

PITCHER		IP	WLS	BF	H	R	ER	SO	BB	IBB	HBP	BLK	WP	HR	S	P	ERA	WHIP
CC Sabathia, L ERA: 3.9	(1, 1)	6.0		27	7	3	3	6	3	0	0	0	0	2	65	100	4.50	1.667
Guillermo Mota, R ERA: 6.53	(7, 1)	1.0	W	3	1	0	0	0	0	0	0	0	0	0	6	6	0.00	1.000
55 Roberto Hernandez, R ERA: 4.46	(8, 1)	1.0	H	4	1	0	0	0	1	0	0	0	0	0	7	16	0.00	2.000
Bob Wickman, R ERA: 4.68	(9, 1)	1.0	S	5	1	0	0	1	0	0	0	0	0	0	18	25	0.00	1.000

PITCHER	IP	WLS	BF	H	R	ER	SO	BB	IBB	HBP	BLK	WP	HR	S	P	ERA	WHIP

AB	35
R	6
H	9
RBI	6
BB	4
SO	9
LOB	16

AB	34
R	3
H	10
RBI	3
BB	4
SO	7
LOB	17

TOP

Batter	1	2	3	4	5	6	7	8	9	AB	R	H	RBI	BB	SO	LOB
Felipe Lopez, S (1, 6) OBP: 0.358, SLG: 0.402	G4-3		F8		L3		F8		1B 2B BB 1-2	4	1	0	0	1	0	1
Adam Dunn, L (1, 7) OBP: 0.372, SLG: 0.550	G3 1B 2B		K		1B		K		2B 1B 1-3 2-H	5	1	3	1	0	2	0
6 Ryan Freel, R (9, PR) (9, 7) OBP: 0.384, SLG: 0.442										0	1	0	0	0	0	0
Ken Griffey Jr., L (1, 8) OBP: 0.311, SLG: 0.552	G3 2-3		K		K		HR		4 BB 2B 1-H 3-H	5	1	2	3	0	2	2
Rich Aurilia, R (1, 5) (9, 3) OBP: 0.314, SLG: 0.483	BB 1B 3-H			G6-3		P5	G5-3		P4	5	0	1	1	0	0	2
Scott Hatteberg, L (1, 3) OBP: 0.403, SLG: 0.447	BB 1-2			G4-3		2B 1B		K	4 BB	3	0	1	0	2	1	0
56 Todd Coffey, R (9, 1)								L3		0	0	0	0	0	0	0
4 Brandon Phillips, R (1, 4) OBP: 0.371, SLG: 0.457	G6-3			HR 1B		F8		F8	1B 1-2 2-3	4	1	1	0	1	0	3
Austin Kearns, R (1, 9) OBP: 0.347, SLG: 0.498		G5-3		HR 1-H		2B 1-3		F8	F9	5	1	2	2	0	0	3
Jason LaRue, R (1, 2) OBP: 0.285, SLG: 0.311		G6-3		F7		IBB			BB 1B BB	2	1	0	0	2	0	0
39 Aaron Harang, R (1, 1) OBP: 0.231, SLG: 0.189		K			HBP	K			G3	2	0	0	0	0	2	3
Kent Mercker, L (7, 1)										0	0	0	0	0	0	0
Jason Standridge, R (8, 1)										0	0	0	0	0	0	0
Javier Valentin, S (9, PH) OBP: 0.273, SLG: 0.294										1	0	0	0	0	0	1
9 Juan Castro, R (9, 5) OBP: 0.265, SLG: 0.331										0	0	0	0	0	0	0
Inning Stats	R: 1 E: 0 K: 0 S: 9 H: 2 LOB: 2 BB: 1 P: 21	R: 0 E: 0 K: 1 S: 7 H: 0 LOB: 2 BB: 0 P: 9	R: 0 E: 0 K: 2 S: 10 H: 0 LOB: 0 BB: 0 P: 13	R: 2 E: 0 K: 0 S: 9 H: 2 LOB: 0 BB: 0 P: 13	R: 0 E: 0 K: 1 S: 7 H: 1 LOB: 1 BB: 0 P: 12	R: 0 E: 0 K: 1 S: 12 H: 2 LOB: 3 BB: 1 P: 21	R: 1 E: 0 K: 1 S: 11 H: 1 LOB: 0 BB: 0 P: 18	R: 0 E: 0 K: 1 S: 5 H: 0 LOB: 0 BB: 0 P: 9	R: 3 E: 0 K: 0 S: 15 H: 2 LOB: 3 BB: 4 P: 38	1B: 5 2B: 4 3B: 0 HR: 2 SF: 0 SAC: 0 DP: 1 HBP: 1							

PITCHER		IP	WLS	BF	H	R	ER	SO	BB	IBB	HBP	BLK	WP	HR	S	P	ERA	WHIP
31 Dave Bush, R ERA: 4.45	(1, 1)	6.0		27	7	3	3	5	1	1	1	0	0	1	54	89	4.50	1.333
Brian Shouse, L ERA: 3.0	(7, 1)	1.1		5	1	1	1	2	0	0	0	0	0	1	14	23	6.75	0.750
52 Jose Capellan, R ERA: 4.26	(8, 1)	0.2	H	2	0	0	0	0	0	0	0	0	0	0	2	4	0.00	0.000
Derrick Turnbow, R ERA: 4.71	(9, 1)	0.2	B	7	2	3	3	0	3	0	0	0	0	0	12	30	40.50	7.500
Matt Wise, R ERA: 4.71	(9, 1)	0.1	W	2	0	0	0	0	1	0	0	0	0	0	3	8	0.00	3.000

BOTTOM

Batter	1	2	3	4	5	6	7	8	9	AB	R	H	RBI	BB	SO	LOB
23 Rickie Weeks Jr., R (1, 4) OBP: 0.361, SLG: 0.395	G4-3		F8		G5-4-3		2B 1B E 1B		1B 2 1B 1B	5	2	2	0	0	0	1
2 Bill Hall, R (1, 6) OBP: 0.325, SLG: 0.573	FC5-4 1B		HR			L9	E 2B		1B 1-3 1B	5	3	4	1	0	0	0
Geoff Jenkins, L (1, 9) OBP: 0.325, SLG: 0.389	F7		K			28 E 2B	E6 S 1B 2-H 3-H		1B 1-2 3-H 1B	5	2	2	2	0	1	1
Carlos Lee, R (1, 7) OBP: 0.346, SLG: 0.569	FC5-4 1-2f		F9			G5-3	28 G4-6-3 2-H 1B		1B 1-2 2-H 1B	5	0	2	2	0	0	2
28 Prince Fielder, L (1, 3) OBP: 0.333, SLG: 0.508		K		F9		E9 2B 2-H 1B	G4-6-3 1-2f			4	1	1	1	0	1	1
47 Corey Koskie, L (1, 5) OBP: 0.344, SLG: 0.486		P5		P6		2B BB	G3			3	0	0	0	1	0	0
Damian Miller, R (1, 2) OBP: 0.343, SLG: 0.446		18 1B 1B		K		1-3 2-H 2B		K		4	0	2	1	0	2	0
18 Gabe Gross, L (1, 8) OBP: 0.371, SLG: 0.500		1-2 1B			23 G5-4-3 1B	IBB		1 G6-3 HBP		2	0	2	0	1	0	0
31 Dave Bush, R (1, 1) OBP: 0.147, SLG: 0.176		L9			B2	G4-3		G6-3 1-2f		2	0	0	0	0	0	3
Jeff Cirillo, R (6, PH) OBP: 0.397, SLG: 0.433										1	0	0	0	0	0	3
Brian Shouse, L (7, 1)										0	0	0	0	0	0	0
52 Jose Capellan, R (8, 1)										0	0	0	0	0	0	0
1 Corey Hart, R (8, PH) OBP: 0.380, SLG: 0.356										1	0	0	0	0	0	1
Derrick Turnbow, R (9, 1)										0	0	0	0	0	0	0
Matt Wise, R (9, 1)										0	0	0	0	0	0	0
Inning Stats	R: 0 E: 0 K: 0 S: 10 H: 1 LOB: 1 BB: 0 P: 15	R: 0 E: 0 K: 1 S: 10 H: 2 LOB: 2 BB: 0 P: 16	R: 1 E: 0 K: 1 S: 6 H: 1 LOB: 0 BB: 0 P: 13	R: 0 E: 0 K: 1 S: 6 H: 0 LOB: 0 BB: 0 P: 9	R: 0 E: 0 K: 0 S: 8 H: 1 LOB: 0 BB: 0 P: 14	R: 2 E: 1 K: 0 S: 10 H: 3 LOB: 3 BB: 2 P: 20	R: 3 E: 1 K: 0 S: 17 H: 3 LOB: 0 BB: 0 P: 26	R: 0 E: 0 K: 1 S: 4 H: 0 LOB: 0 BB: 0 P: 8	R: 2 E: 0 K: 0 S: 10 H: 4 LOB: 2 BB: 0 P: 12	1B: 11 2B: 3 3B: 0 HR: 1 SF: 0 SAC: 0 DP: 3 HBP: 1							

PITCHER		IP	WLS	BF	H	R	ER	SO	BB	IBB	HBP	BLK	WP	HR	S	P	ERA	WHIP
39 Aaron Harang, R ERA: 3.65	(1, 1)	6.0		29	10	5	5	3	1	1	0	0	0	1	56	99	7.50	1.833
Kent Mercker, L ERA: 5.57	(7, 1)	1.0	B	4	1	1	0	0	0	0	0	0	0	0	11	14	0.00	1.000
Jason Standridge, R ERA: 1.69	(8, 1)	1.0		3	0	0	0	1	0	0	1	0	0	0	4	8	0.00	0.000
56 Todd Coffey, R ERA: 2.98	(9, 1)	0.0	L	4	4	2	2	0	0	0	0	0	0	0	10	12	∞	∞

Cincinnati Reds @ Milwaukee Brewers
Miller Park, Milwaukee, WI
Mon Jul 03 2006, 1:05 PM CDT
Att. 31,353 - Partly Cloudy - 82 F

livebaseballscorecards.com

AB	36
R	7
H	10
RBI	7
BB	6
SO	7
LOB	15

Cincinnati Reds @ Milwaukee Brewers

Miller Park, Milwaukee, WI

Tue Jul 04 2006, 1:05 PM CDT

Att. 39,280 - Partly Cloudy - 75 F

livebaseballscorecards.com

TOP

Batter	1	2	3	4	5	6	7	8	9	AB	R	H	RBI	BB	SO	LOB
4 Brandon Phillips, R (1, 4) OBP: 0.372, SLG: 0.456	CBTBFX 2-2 CS 1B		BX 1-0 F7			BBBBB 4-0 BB	BCBBX 2-1 L3			3	0	1	0	1	0	0
Adam Dunn, L (1, 7) OBP: 0.370, SLG: 0.546	1 SAFE CBX 1-1 F9-3 1B 1-2			X 0-0 F9		1 SAFE 1 SAFE BCFFBX 2-2 P6			CX 0-1 P3	4	0	1	0	0	0	1
Ken Griffey Jr., L (1, 8) OBP: 0.306, SLG: 0.542	X 0-0 F9-3 1-1			CBBFFS 2-3 K			TFBBX 2-2 L9		CX 1-1 G4-3	4	0	0	0	0	1	1
Rich Aurilia, R (1, 5) OBP: 0.313, SLG: 0.478		CFS 0-3 K		CFBBX 2-2 G4-3			BX 1-0 G5-3		CX 0-1 BB 1B	4	0	1	0	0	1	0
Austin Kearns, R (1, 9) OBP: 0.352, SLG: 0.502		SSBBS 2-3 K			BCBBB 4-1 26 G5-4-3 BB		CBBBX 2-1 HR 2B		BBBBB 4-0 1-2 BB	2	1	1	0	2	1	0
Scott Hatteberg, L (1, 3) OBP: 0.406, SLG: 0.463 6 Ryan Freel, R (9, PH) OBP: 0.383, SLG: 0.440		BX 1-0 1B			BBBCBX 3-1 F8		DX 1-0 2-H HR		CBBCX 2-2 F7	3 1	1 0	2 0	2 0	0 0	0 0	1 2
26 David Ross, R (1, 2) OBP: 0.386, SLG: 0.690		SFBBS 1 SAFE 2-3 K			BCX 1-1 G5-4-3 1-2f		FFX 0-2 F8			3	0	0	0	0	1	2
9 Juan Castro, R (1, 6) OBP: 0.261, SLG: 0.326			BFX 1-1 F8			BCX 1-1 F9		BBCX 2-1 F9		3	0	0	0	0	0	0
61 Bronson Arroyo, R (1, 1) OBP: 0.217, SLG: 0.326 Jason LaRue, R (8, PH) OBP: 0.282, SLG: 0.308 37 Brian Shackelford, L (8, 1)			X 0-0 F7			CSBFC 1-3 K		CBBBX 2-1 F9		2 1 0	0 0 0	0 0 0	0 0 0	0 0 0	1 0 0	0 0 0
Inning Stats	R: 0 E: 0 K: 0 S: 7 H: 2 LOB: 0 BB: 0 P: 10	R: 0 E: 0 K: 3 S: 10 H: 1 LOB: 1 BB: 0 P: 15	R: 0 E: 0 K: 0 S: 4 H: 0 LOB: 0 BB: 0 P: 6	R: 0 E: 0 K: 1 S: 8 H: 0 LOB: 0 BB: 0 P: 12	R: 0 E: 0 K: 0 S: 5 H: 0 LOB: 0 BB: 1 P: 13	R: 0 E: 0 K: 1 S: 10 H: 0 LOB: 1 BB: 1 P: 18	R: 2 E: 0 K: 0 S: 10 H: 2 LOB: 0 BB: 0 P: 16	R: 0 E: 0 K: 0 S: 6 H: 0 LOB: 0 BB: 0 P: 12	R: 0 E: 0 K: 0 S: 9 H: 1 LOB: 2 BB: 1 P: 16	1B: 4 2B: 2 3B: 0 HR: 1	SF: 0 SAC: 0 DP: 2 HBP: 0			WP: 0 PB: 0 SB: 0 CS: 1	PA: 33	

PITCHER		IP	WLS	BF	H	R	ER	SO	BB	IBB	HBP	BLK	WP	HR	S	P	ERA	WHIP
Doug Davis, L ERA: 4.6	(1, 1)	8.2	W	32	6	2	2	5	3	0	0	0	0	1	66	113	2.08	1.038
Brian Shouse, L ERA: 2.95	(9, 1)	0.1	S	1	0	0	0	0	0	0	0	0	0	0	3	5	0.00	0.000

PITCHER	IP	WLS	BF	H	R	ER	SO	BB	IBB	HBP	BLK	WP	HR	S	P	ERA	WHIP

AB	30
R	2
H	6
RBI	2
BB	3
SO	5
LOB	7

BOTTOM

Batter	1	2	3	4	5	6	7	8	9	AB	R	H	RBI	BB	SO	LOB
23 Rickie Weeks Jr., R (1, 4) OBP: 0.360, SLG: 0.391	BBCCX 2-2 P5			CBBBBB 4-1 2 1B 2B BB	CBSX 1-2 L8		BBX 2-0 F8			3	1	0	0	1	0	1
2 Bill Hall, R (1, 6) OBP: 0.324, SLG: 0.568	BCFFBS 2-3 K			X 0-0 2B 1B 1-2 1B	CFS 0-3 K		SCS 0-3 K			4	1	1	0	0	3	1
Geoff Jenkins, L (1, 9) OBP: 0.327, SLG: 0.391	X 0-0 F9			X 0-0 1B 28 SF9 1-3 2-H 2B		SBBBBCB 4-2 G5-3 BB		CX 0-1 F8		3	1	1	1	1	0	0
Carlos Lee, R (1, 7) OBP: 0.345, SLG: 0.565		FBFBS 2-3 K		BBX 2-0 47 HR 2-3 3-H 1B		X 0-0 G5-3 1-2		BBX 2-0 L9		4	1	1	1	0	1	1
28 Prince Fielder, L (1, 3) OBP: 0.329, SLG: 0.503		BFFBX 1-2 F8		1 SAFE 1 SAFE CFBBX 2-2 SF9 3-H		SBCSS 1-3 K		BBX 2-0 P3		3	0	0	1	0	1	1
47 Corey Koskie, L (1, 5) OBP: 0.347, SLG: 0.498		CX 0-1 L8		CBBFX 2-2 1-H HR		DDDB 4-0 BB				2	1	1	2	1	0	0
18 Gabe Gross, L (1, 8) OBP: 0.362, SLG: 0.486			CBCBFFFX 2-2 G3-1	X 0-0 L9		DCFX 1-2 L5				3	0	0	0	0	0	2
Chad Moeller, R (1, 2) OBP: 0.231, SLG: 0.276			BFBCBFFX 3-2 F7	CBFX 1-2 G6-3			BBX 2-0 F7			3	0	0	0	0	0	0
Doug Davis, R (1, 1) OBP: 0.114, SLG: 0.088 Brian Shouse, L (9, 1)			BCBFC 2-3 K		BCCX 1-2 G5-3		BBCCX 2-2 1B			3 0	0 0	1 0	0 0	0 0	1 0	0 0
Inning Stats	R: 0 E: 0 K: 1 S: 8 H: 0 LOB: 0 BB: 0 P: 12	R: 0 E: 0 K: 1 S: 8 H: 0 LOB: 0 BB: 0 P: 11	R: 0 E: 0 K: 1 S: 14 H: 0 LOB: 0 BB: 0 P: 21	R: 5 E: 0 K: 0 S: 15 H: 4 LOB: 0 BB: 1 P: 26	R: 0 E: 0 K: 1 S: 9 H: 0 LOB: 0 BB: 0 P: 11	R: 0 E: 0 K: 1 S: 9 H: 0 LOB: 2 BB: 2 P: 19	R: 0 E: 0 K: 1 S: 8 H: 1 LOB: 1 BB: 0 P: 14	R: 0 E: 0 K: 0 S: 4 H: 0 LOB: 0 BB: 0 P: 8		1B: 3 2B: 1 3B: 0 HR: 1	SF: 1 SAC: 0 DP: 0 HBP: 0			WP: 0 PB: 0 SB: 0 CS: 0	PA: 32	

PITCHER		IP	WLS	BF	H	R	ER	SO	BB	IBB	HBP	BLK	WP	HR	S	P	ERA	WHIP
61 Bronson Arroyo, R ERA: 2.79	(1, 1)	7.0	L	29	5	5	5	6	3	0	0	0	0	1	71	114	6.43	1.143
37 Brian Shackelford, L ERA: 7.94	(8, 1)	1.0		3	0	0	0	0	0	0	0	0	0	0	4	8	0.00	0.000

PITCHER	IP	WLS	BF	H	R	ER	SO	BB	IBB	HBP	BLK	WP	HR	S	P	ERA	WHIP

AB	28
R	5
H	5
RBI	5
BB	3
SO	6
LOB	6

Cincinnati Reds @ Milwaukee Brewers

Miller Park, Milwaukee, WI

Wed Jul 05 2006, 7:05 PM CDT

Att. 19,651 - Clear - 73 F

livebaseballscorecards.com

TOP

Batter	1	2	3	4	5	6	7	8	9	10	11	12	13	AB	R	H	RBI	BB	SO	LOB
6 Ryan Freel, R (1, 4) (9, 5) (10, 7) OBP: 0.378, SLG: 0.430	G6-3		G1-3		HBP		F8		L8			K		5	0	0	0	0	1	3
Felipe Lopez, S (1, 6) OBP: 0.357, SLG: 0.399	1B		F8		BB		P5-6			G3		K		5	0	1	0	1	1	1
Ken Griffey Jr., L (1, 8) OBP: 0.303, SLG: 0.537	K			1B 2B	G4-3			P2		F7		P5		6	1	1	0	0	1	3
Adam Dunn, L (1, 7) OBP: 0.368, SLG: 0.550	K			K		G1-3		P4		HR			SH3-4 2B	5	1	1	1	0	2	2
9 Juan Castro, R (10, 5) OBP: 0.265, SLG: 0.335						2B 2B				G6-3				1	1	1	0	0	0	0
Rich Aurilia, R (1, 5) (9, 3) OBP: 0.314, SLG: 0.478		G4-3		BB									SH3-4 2-H	4	1	1	0	1	0	0
Scott Hatteberg, L (1, 3) 4 Brandon Phillips, R (9, PH) (9, 4) OBP: 0.409, SLG: 0.470 OBP: 0.372, SLG: 0.458		F9		1-3 G1-4-3 2-H 1B		3B 2B			6 WP 2B		G5-3		L7	3	1	2	2	0	0	0
														3	0	1	0	0	0	0
Austin Kearns, R (1, 9) OBP: 0.351, SLG: 0.503		G6-3		G1-4-3 1-2f		CS 3B			K		E S BB		F9	5	0	1	1	1	1	3
Jason LaRue, R (1, 2) OBP: 0.287, SLG: 0.306			54 SH5-4 1B		K	K 3-H			6 WP HBP		G6-3 1-3			4	0	1	0	0	2	2
54 Elizardo Ramirez, S (1, 1) Quinton McCracken, S (1, PH) 25 David Weathers, R (7, 1) Kent Mercker, L (8, 1) Javier Valentin, S (9, PH) 56 Todd Coffey, R (9, 1) 26 David Ross, R (10, PH) Esteban Yan, R (11, 1) 37 Brian Shackelford, L (12, 1) Jason Standridge, R (12, 1)			SH5-4 1-2		G4-3		G4-3		L9		K			1 0 0 0 0 0 0 1 0 0 0 0 0 0 0 0 0 0 0 0 0 0 0 0 0 0 0 0 1 0 0 0 0 0 2 0 0 0 0 0 0 0 1 0 0 0 0 1 1 0 0 0 0 0 0 0 0 0 0 0 0 0 0 0 0 0 0 0 0 0			
Inning Stats	R: 0 E: 0 K: 2 S: 13 H: 1 LOB: 1 BB: 0 P: 18	R: 0 E: 0 K: 0 S: 9 H: 0 LOB: 0 BB: 0 P: 16	R: 0 E: 0 K: 0 S: 9 H: 1 LOB: 1 BB: 0 P: 10	R: 1 E: 0 K: 1 S: 12 H: 2 LOB: 1 BB: 1 P: 22	R: 0 E: 0 K: 1 S: 9 H: 0 LOB: 2 BB: 1 P: 17	R: 2 E: 0 K: 1 S: 20 H: 3 LOB: 0 BB: 0 P: 29	R: 0 E: 0 K: 0 S: 8 H: 0 LOB: 0 BB: 0 P: 15	R: 0 E: 0 K: 0 S: 7 H: 0 LOB: 0 BB: 0 P: 12	R: 0 E: 0 K: 1 S: 12 H: 1 LOB: 2 BB: 0 P: 22	R: 1 E: 0 K: 0 S: 7 H: 1 LOB: 0 BB: 0 P: 13	R: 0 E: 0 K: 1 S: 9 H: 0 LOB: 1 BB: 1 P: 16	R: 0 E: 0 K: 2 S: 9 H: 0 LOB: 0 BB: 0 P: 14	R: 0 E: 0 K: 0 S: 10 H: 1 LOB: 0 BB: 0 P: 13	1B: 3 2B: 5 3B: 1 HR: 1	SF: 0 SAC: 2 DP: 1 HBP: 2						

PITCHER		IP	WLS	BF	H	R	ER	SO	BB	IBB	HBP	BLK	WP	HR	S	P	ERA	WHIP
12 Carlos Villanueva, R ERA: 4.61	(1, 1)	5.1		25	7	3	3	4	2	0	1	0	0	0	68	107	5.06	1.688
52 Jose Capellan, R ERA: 4.11	(6, 1)	1.2		4	0	0	0	1	0	0	0	0	0	0	12	20	0.00	0.000
Brian Shouse, L ERA: 2.82	(8, 1)	1.0		3	0	0	0	0	0	0	0	0	0	0	7	12	0.00	0.000
Matt Wise, R ERA: 4.6	(9, 1)	0.2		4	1	0	0	1	0	0	1	0	0	0	9	16	0.00	1.500
Derrick Turnbow, R ERA: 4.78	(9, 1)	1.1		5	1	1	1	0	0	0	0	0	1	1	10	19	6.75	0.750

PITCHER		IP	WLS	BF	H	R	ER	SO	BB	IBB	HBP	BLK	WP	HR	S	P	ERA	WHIP
Dan Kolb, R ERA: 5.79	(11, 1)	1.0		4	0	0	0	1	1	0	0	0	0	0	9	16	0.00	1.000
Rick Helling, R ERA: 6.57	(12, 1)	1.0		3	0	0	0	2	0	0	0	0	0	0	9	14	0.00	0.000
Geremi Gonzalez, R ERA: 4.79	(13, 1)	1.0	W	4	1	1	1	0	0	0	0	0	0	0	10	13	9.00	1.000

BOTTOM

Batter	1	2	3	4	5	6	7	8	9	10	11	12	13	AB	R	H	RBI	BB	SO	LOB
23 Rickie Weeks Jr., R (1, 4) OBP: 0.367, SLG: 0.401	CS 1B		2 2B 2-H 3B	1-2 2-3 BB			FC5-4 2 2B 1-2f G5-2-3		2 G6-4-3 BB		F7		1-3 2-H 3-H 1B	5	1	3	3	2	0	2
2 Bill Hall, R (1, 6) OBP: 0.325, SLG: 0.570	F9		G3 1B 3-H 2B	P3			1-3 2B		G6-4-3 1-2f			L7		6	1	2	1	0	0	6
Geoff Jenkins, L (1, 9) OBP: 0.333, SLG: 0.405	1 SAFE 1 SAFE 1-2 1B		G3 2-3		K		BB			HR		BB 1B		5	1	3	1	1	1	1
Carlos Lee, R (1, 7) OBP: 0.345, SLG: 0.560	L9		28 FC6-4 3-H 1B		F9		G5-2-3 3-Hf			G6-3		1-2 BB		5	0	1	1	1	0	4
28 Prince Fielder, L (1, 3) OBP: 0.324, SLG: 0.494	F7		1 SAFE FC6-4 1-2f		P2			K		K				6	0	0	0	0	3	3
47 Corey Koskie, L (1, 5) OBP: 0.343, SLG: 0.490 Matt Wise, R (9, 1) Derrick Turnbow, R (9, 1) Brady Clark, R (10, PH) OBP: 0.325, SLG: 0.328 Dan Kolb, R (11, 1) Rick Helling, R (12, 1) Chris Barnwell, R (12, PH) OBP: 0.214, SLG: 0.154 Geremi Gonzalez, R (13, 1)	K		G1-3			G1-3		K		F8		K		4 0 0 1 0 0 0 1 0	0 0 0 0 0 0 0 0 0	0 0 0 0 0 0 0 0 0	0 0 0 0 0 0 0 0 0	0 0 0 0 0 0 0 1 0	2 0 0 0 0 0 0 2 0	0 0 0 0 0 0 0 0 0
Damian Miller, R (1, 2) OBP: 0.343, SLG: 0.448	G4-3			23 BB 2B		G6-3		K			F8		1B 18 BB 23 1B 1B	6	1	2	0	0	1	0
18 Gabe Gross, L (1, 8) OBP: 0.368, SLG: 0.478			12 SH1-4 23 3B 1B	23 BB HBP		G4-3			P5		F7		1-2 1B 23 1B BB	4	2	1	0	1	0	0
12 Carlos Villanueva, R (1, 1)			SH1-4 1-2	F7			23 FC5-4 1B		2B		2B		23 1B 1-2 2-3 1B	1	0	0	0	0	0	2
52 Jose Capellan, R (6, 1)														0	0	0	0	0	0	0
1 Corey Hart, R (7, PH) OBP: 0.392, SLG: 0.370														1	0	1	0	0	0	0
Brian Shouse, L (8, 1)														0	0	0	0	0	0	0
Jeff Cirillo, R (9, 5) OBP: 0.412, SLG: 0.467														3	0	3	0	0	0	0
Inning Stats	R: 0 E: 0 K: 0 S: 12 H: 2 LOB: 1 BB: 0 P: 17	R: 0 E: 0 K: 1 S: 6 H: 0 LOB: 0 BB: 0 P: 9	R: 3 E: 0 K: 0 S: 15 H: 4 LOB: 1 BB: 0 P: 20	R: 0 E: 0 K: 0 S: 10 H: 1 LOB: 3 BB: 1 P: 20	R: 0 E: 0 K: 1 S: 12 H: 0 LOB: 0 BB: 0 P: 20	R: 0 E: 0 K: 0 S: 3 H: 0 LOB: 0 BB: 0 P: 6	R: 0 E: 0 K: 0 S: 8 H: 2 LOB: 2 BB: 1 P: 15	R: 0 E: 0 K: 3 S: 12 H: 0 LOB: 0 BB: 0 P: 18	R: 0 E: 0 K: 0 S: 5 H: 1 LOB: 1 BB: 1 P: 12	R: 1 E: 0 K: 1 S: 13 H: 1 LOB: 0 BB: 0 P: 20	R: 0 E: 0 K: 0 S: 7 H: 1 LOB: 1 BB: 0 P: 11	R: 0 E: 0 K: 2 S: 12 H: 1 LOB: 2 BB: 1 P: 18	R: 2 E: 0 K: 0 S: 7 H: 3 LOB: 2 BB: 1 P: 11	1B: 9 2B: 5 3B: 1 HR: 1	SF: 0 SAC: 1 DP: 0 HBP: 1						

PITCHER		IP	WLS	BF	H	R	ER	SO	BB	IBB	HBP	BLK	WP	HR	S	P	ERA	WHIP
54 Elizardo Ramirez, R ERA: 4.14	(1, 1)	6.0		26	7	3	3	2	1	0	1	0	0	0	58	92	4.50	1.333
25 David Weathers, R ERA: 5.45	(7, 1)	1.0		5	2	0	0	0	1	0	0	0	0	0	8	15	0.00	3.000
Kent Mercker, L ERA: 5.32	(8, 1)	1.0		3	0	0	0	3	0	0	0	0	0	0	12	18	0.00	0.000
56 Todd Coffey, R ERA: 3.05	(9, 1)	2.0		8	2	1	1	1	1	0	0	0	0	1	18	32	4.50	1.500
Esteban Yan, R ERA: 5.7	(11, 1)	1.1		7	2	0	0	0	1	0	0	0	0	0	13	21	0.00	2.250

PITCHER		IP	WLS	BF	H	R	ER	SO	BB	IBB	HBP	BLK	WP	HR	S	P	ERA	WHIP
37 Brian Shackelford, L ERA: 7.71	(12, 1)	0.1		1	0	0	0	1	0	0	0	0	0	0	3	3	0.00	0.000
Jason Standridge, R ERA: 4.76	(12, 1)	0.1	L	5	3	2	2	1	1	0	0	0	0	0	10	16	54.00	12.000

AB	45
R	5
H	10
RBI	4
BB	3
SO	9
LOB	17

AB	48
R	6
H	16
RBI	6
BB	5
SO	8
LOB	20

TOP

Batter	1	2	3	4	5	6	7	8	9	10	AB	R	H	RBI	BB	SO	LOB
Felipe Lopez, S (1, 6) OBP: 0.352, SLG: 0.393	G6-3		G4-3			G4-3		G4-3	K		5	0	0	0	0	1	0
4 Brandon Phillips, R (1, 4) OBP: 0.369, SLG: 0.451	E9		G6-3			G6-3		BB	F8		4	0	0	0	1	0	0
Ken Griffey Jr., L (1, 8) OBP: 0.305, SLG: 0.534	K			L3 1B		WP 1B		G4-3		F7	5	0	2	0	0	1	2
Adam Dunn, L (1, 7) OBP: 0.371, SLG: 0.549	F8			L3 1-2		WP 1-2			1B 26 1B	S	4	1	2	0	1	0	2
Austin Kearns, R (1, 9) OBP: 0.349, SLG: 0.498		G5-3		K		G5-3 1-2 2-3			0-0 1-2	2-3 K 1-2	5	1	1	0	0	2	3
Scott Hatteberg, L (1, 3) OBP: 0.415, SLG: 0.492		HR			12 1B 26 G6-4-3		L3		0-0 1-2 2-3 HR 26 1B 1B	IBB	4	3	3	1	1	0	0
12 Edwin Encarnación, R (1, 5) OBP: 0.361, SLG: 0.474	L4				26 G6-4-3 2-3 1B		G3		K	P4	5	0	1	0	0	1	5
26 David Ross, R (1, 2) OBP: 0.380, SLG: 0.669	G6-3				G6-4-3 1-2f 3-H		K		HR 1-2 2-H 3-H 1B		4	1	1	2	0	1	1
Joe Mays, S (1, 1) OBP: 0.250, SLG: 0.375			F7		K			G4-3			2	0	0	0	0	1	0
Jason Standridge, R (6, 1)											0	0	0	0	0	0	0
31 Matt Belisle, R (7, 1)											0	0	0	0	0	0	0
Dewayne Wise, L (8, PH)											1	0	0	0	0	0	0
Esteban Yan, R (8, 1)											0	0	0	0	0	0	0
Javier Valentin, S (9, PH) OBP: 0.276, SLG: 0.324											1	1	1	3	0	0	0
Kent Mercker, L (9, 1)											0	0	0	0	0	0	0
56 Todd Coffey, R (10, 1)											0	0	0	0	0	0	0
Inning Stats	R: 0 E: 1 K: 1 S: 7 H: 0 LOB: 1 BB: 0 P: 12	R: 1 E: 0 K: 0 S: 8 H: 1 LOB: 0 BB: 0 P: 11	R: 0 E: 0 K: 0 S: 9 H: 0 LOB: 0 BB: 0 P: 12	R: 0 E: 0 K: 1 S: 7 H: 1 LOB: 0 BB: 0 P: 11	R: 1 E: 0 K: 1 S: 8 H: 2 LOB: 0 BB: 0 P: 14	R: 0 E: 0 K: 0 S: 13 H: 2 LOB: 2 BB: 0 P: 18	R: 0 E: 0 K: 1 S: 9 H: 0 LOB: 0 BB: 0 P: 13	R: 0 E: 0 K: 0 S: 5 H: 0 LOB: 1 BB: 1 P: 9	R: 5 E: 0 K: 2 S: 17 H: 5 LOB: 0 BB: 0 P: 26	R: 0 E: 0 K: 1 S: 13 H: 0 LOB: 2 BB: 2 P: 26	1B: 8 2B: 2 3B: 0 HR: 2 SF: 0 SAC: 0 DP: 2 HBP: 0						

PITCHER		IP	WLS	BF	H	R	ER	SO	BB	IBB	HBP	BLK	WP	HR	S	P	ERA	WHIP
15 Tim Hudson, R ERA: 4.56	(1, 1)	8.0		32	8	4	4	4	1	0	0	0	1	1	70	105	4.50	1.125
49 Macay McBride, L ERA: 4.62	(9, 1)	0.0		1	1	0	0	0	0	0	0	0	0	0	1	1	∞	∞
Jorge Sosa, R ERA: 5.47	(9, 1)	1.0	B	5	2	3	3	2	0	0	0	0	0	1	12	20	27.00	2.000
Ken Ray, R ERA: 2.72	(10, 1)	1.0	W	5	0	0	0	1	1	1	0	0	0	0	13	26	0.00	1.000

PITCHER		IP	WLS	BF	H	R	ER	SO	BB	IBB	HBP	BLK	WP	HR	S	P	ERA	WHIP

Cincinnati Reds @ Atlanta Braves
Turner Field, Atlanta, GA
Thu Jul 06 2006, 7:35 PM EDT
Att. 28,446 - Partly Cloudy - 82 F

1B: 8 2B: 2 3B: 0 HR: 2 SF: 0 SAC: 0 DP: 2 HBP: 0

WP: 1 PB: 0 SB: 1 CS: 0 PA: 43

livebaseballscorecards.com

AB	40
R	7
H	11
RBI	6
BB	3
SO	7
LOB	13

BOTTOM

Batter	1	2	3	4	5	6	7	8	9	10	AB	R	H	RBI	BB	SO	LOB
Marcus Giles, R (1, 4) OBP: 0.345, SLG: 0.379	11 10 1B 1B	BB		11 1B 1-2 BB		BB 2-H 2B	FC5-4 1-2f		P4		4	1	2	1	2	0	3
11 Edgar Renteria, R (1, 6) OBP: 0.391, SLG: 0.461	10 1B HR 1-2 1B	P5				K		E5 10 1B SF9		K	6	2	2	0	0	2	2
10 Chipper Jones, S (1, 5) OBP: 0.397, SLG: 0.494	HR 1-2 2-H 1B		K	F8		BB		1-3 1B		7 1B 2B	5	2	3	1	1	1	3
Andruw Jones, R (1, 8) OBP: 0.350, SLG: 0.500	HR 1-H 2-H		G5-3		BB	16 FC4 1-2 2-3 BB		SF9 3-H		K	3	1	1	4	2	1	1
16 Brian McCann, L (1, 2) OBP: 0.404, SLG: 0.503	F8		G1-3		K	FC4 1-2f		K		7 1B IBB	5	0	0	0	1	2	5
7 Jeff Francoeur, R (1, 9) OBP: 0.280, SLG: 0.434	F8			2B 1B	L9		K	G4-3		1-2 2-H 1B	6	1	2	1	0	1	2
Adam LaRoche, L (1, 3) OBP: 0.330, SLG: 0.484	K			G4-3 15 FC1-2 1-H 2B	G4-3		E8 15 1B		F8		5	0	1	1	0	1	1
Ryan Langerhans, L (1, 7) OBP: 0.330, SLG: 0.396		G3		G4-3 2-3		15 SH3-4 2B 1B	L6		1B		4	1	1	0	0	0	2
23 Matt Diaz, R (9, PH) OBP: 0.374, SLG: 0.481 (10, 7)											1	0	1	0	0	0	0
15 Tim Hudson, R (1, 1) OBP: 0.167, SLG: 0.118		K		FC1-2 11 1B WP 3-H		SH3-4 1-2	FC5-4 2-3 1B		K		3	0	1	0	0	1	1
49 Macay McBride, L (9, 1)											0	0	0	0	0	0	0
Jorge Sosa, R (9, 1) OBP: 0.190, SLG: 0.421											0	0	0	0	0	0	0
Wilson Betemit, S (9, PH) OBP: 0.333, SLG: 0.468											1	0	0	0	0	1	1
Ken Ray, R (10, 1)											0	0	0	0	0	0	0
Inning Stats	R: 4 E: 0 K: 1 S: 18 H: 4 LOB: 0 BB: 0 P: 24	R: 0 E: 0 K: 1 S: 10 H: 0 LOB: 1 BB: 1 P: 20	R: 0 E: 0 K: 1 S: 8 H: 0 LOB: 0 BB: 0 P: 9	R: 1 E: 0 K: 0 S: 10 H: 3 LOB: 3 BB: 1 P: 18	R: 0 E: 0 K: 1 S: 6 H: 0 LOB: 1 BB: 1 P: 12	R: 1 E: 0 K: 1 S: 12 H: 2 LOB: 3 BB: 2 P: 26	R: 0 E: 1 K: 1 S: 18 H: 1 LOB: 2 BB: 0 P: 24	R: 1 E: 1 K: 1 S: 16 H: 1 LOB: 1 BB: 0 P: 22	R: 0 E: 0 K: 1 S: 11 H: 1 LOB: 1 BB: 0 P: 14	R: 1 E: 0 K: 2 S: 9 H: 2 LOB: 2 BB: 1 P: 16							

PITCHER		IP	WLS	BF	H	R	ER	SO	BB	IBB	HBP	BLK	WP	HR	S	P	ERA	WHIP
Joe Mays, R ERA: 8.43	(1, 1)	5.1		28	9	6	6	4	3	0	0	0	1	1	57	90	10.12	2.250
Jason Standridge, R ERA: 4.26	(6, 1)	0.2		4	0	0	0	1	2	0	0	0	0	0	7	19	0.00	3.000
31 Matt Belisle, R ERA: 4.37	(7, 1)	1.0		5	1	0	0	1	0	0	0	0	0	0	18	24	0.00	1.000
Esteban Yan, R ERA: 5.54	(8, 1)	1.0		5	1	1	0	1	0	0	0	0	0	0	16	22	0.00	1.000
Kent Mercker, L ERA: 5.09	(9, 1)	1.0		4	1	0	0	1	0	0	0	0	0	0	11	14	0.00	1.000

PITCHER		IP	WLS	BF	H	R	ER	SO	BB	IBB	HBP	BLK	WP	HR	S	P	ERA	WHIP
56 Todd Coffey, R ERA: 3.2	(10, 1)	0.2	L	5	2	1	1	2	0	1	0	0	0	0	9	16	13.50	3.000

Cincinnati Reds @ Atlanta Braves
Turner Field, Atlanta, GA
Thu Jul 06 2006, 7:35 PM EDT
Att. 28,446 - Partly Cloudy - 82 F

1B: 10 2B: 3 3B: 0 HR: 1 SF: 1 SAC: 1 DP: 0 HBP: 0

WP: 1 PB: 0 SB: 0 CS: 0 PA: 51

livebaseballscorecards.com

AB	43
R	8
H	14
RBI	8
BB	6
SO	10
LOB	21

TOP

Batter	1	2	3	4	5	6	7	8	9	AB	R	H	RBI	BB	SO	LOB
6 Ryan Freel, R (1, 5) OBP: 0.385, SLG: 0.444	4-2 1B PB BB	1-2 1B 1-3 2-H 2B	0-0 FC3-6 BB 1B		2-3 K 1			2-2 S E 2B		4	3	3	1	1	1	0
Adam Dunn, L (1, 7) OBP: 0.374, SLG: 0.549	1 SAFE 1 SAFE 2-2 G4-3 PB 1-3 1B	3-2 HR 2-H 3-H 1B	4-0 FC3-6 1-2 BB		3-3 K 2			1-1 F7 1		4	1	2	2	1	1	1
Ken Griffey Jr., L (1, 8) OBP: 0.301, SLG: 0.527 Dewayne Wise, L (4, 8)	3-2 P5 1 1-2 3-H	0-0 F7 1	1-2 FC3-6 1 1-2f 2-3		0-3 K 3			2-3 K 2 2-H		3 2	0 0	0 0	0 0	0 0	0 2	5 0
Rich Aurilia, R (1, 3) OBP: 0.316, SLG: 0.488	3-1 G4-3 2 2-3	0-0 HR 1-H	2-0 P4 2			0-1 P2 1		4-2 BB		4	1	1	2	1	0	3
4 Brandon Phillips, R (1, 4) OBP: 0.366, SLG: 0.451	1-2 P4 3	2-2 F9 1B 2B	1-0 F7 3			3-2 G1-3 2		0-3 K 3		5	1	1	0	0	1	4
Austin Kearns, R (1, 9) OBP: 0.347, SLG: 0.494	0-0 26 2B 1B F9 2-3			3-3 K 1		2-2 L7 3			0-0 G5-3 1	5	1	1	0	0	1	1
26 David Ross, R (1, 2) OBP: 0.384, SLG: 0.681 Jason LaRue, R (2, PR) OBP: 0.293, SLG: 0.307 (2, 2)	1-1 9 1B 22 1B 1-H 2B 2-2 9 1B 3-H 1B			4-0 BB			0-0 L7 1		3-3 K 2	1 3	0 1	1 1	1 1	0 1	0 1	0 0
9 Juan Castro, R (1, 6) OBP: 0.268, SLG: 0.337	1-0 22 6 2B 1B 2-3 1-0 22 C4-6 1-3 1B			1-0 F9 2			1-1 G6-3 2		1-1 L8 3	5	1	2	0	0	0	1
22 Eric Milton, L (1, 1) OBP: 0.179, SLG: 0.321 25 David Weathers, R (7, 1) Eddie Guardado, R (9, 1)	0-1 6 2B 1-2 1B 3-H 1-0 FC4-6 1-2f			2-3 K 3			1-1 G3-1 3			4 0 0	1 0 0	1 0 0	1 0 0	0 0 0	1 0 0	4 0 0

Inning Stats	1	2	3	4	5	6	7	8	9	1B	SF	WP	PA
	R: 1 H: 1 E: 0 LOB: 1 K: 0 BB: 1 S: 15 P: 28	R: 8 H: 10 E: 0 LOB: 3 K: 0 BB: 0 S: 25 P: 37	R: 0 H: 1 E: 0 LOB: 2 K: 0 BB: 1 S: 6 P: 14	R: 0 H: 0 E: 0 LOB: 1 K: 2 BB: 1 S: 9 P: 19	R: 0 H: 0 E: 0 LOB: 0 K: 3 BB: 0 S: 11 P: 16	R: 0 H: 0 E: 0 LOB: 0 K: 0 BB: 0 S: 10 P: 15	R: 0 H: 0 E: 0 LOB: 0 K: 0 BB: 0 S: 5 P: 7	R: 1 H: 1 E: 0 LOB: 1 K: 2 BB: 1 S: 13 P: 22	R: 0 H: 0 E: 0 LOB: 0 K: 1 BB: 0 S: 7 P: 11	1B: 8 2B: 4 3B: 0 HR: 1	SF: 0 SAC: 0 DP: 0 HBP: 0	WP: 0 PB: 1 SB: 1 CS: 0	PA: 44

PITCHER		IP	WLS	BF	H	R	ER	SO	BB	IBB	HBP	BLK	WP	HR	S	P	ERA	WHIP
Horacio Ramirez, L ERA: 4.65	(1, 1)	1.0	L	11	7	8	8	0	1	0	0	0	0	0	27	46	72.00	8.000
Oscar Villarreal, R ERA: 4.29	(2, 1)	2.0		12	5	1	1	0	1	0	0	0	0	1	19	33	4.50	3.000
Kevin Barry, R ERA:	(4, 1)	4.0		13	0	0	0	5	1	0	0	0	0	0	35	57	0.00	0.250
Tyler Yates, R ERA: 3.24	(8, 1)	1.0		5	1	1	0	2	1	0	0	0	0	0	13	22	0.00	2.000
54 Chad Paronto, R ERA: 3.04	(9, 1)	1.0		3	0	0	0	1	0	0	0	0	0	0	7	11	0.00	0.000

Cincinnati Reds @ Atlanta Braves
Turner Field, Atlanta, GA
Fri Jul 07 2006, 7:35 PM EDT
Att. 32,315 - Partly Cloudy - 80 F

livebaseballscorecards.com

AB	40
R	10
H	13
RBI	8
BB	4
SO	8
LOB	19

BOTTOM

Batter	1	2	3	4	5	6	7	8	9	AB	R	H	RBI	BB	SO	LOB
Marcus Giles, R (1, 4) OBP: 0.346, SLG: 0.377	0-0 G6-3 1			2-2 G5-3 1		1-2 1B 11 BB E HBP	0-1 10 1B 1-2 1B		1-3 K 3	4	1	1	0	0	1	0
Edgar Renteria, R (1, 6) OBP: 0.393, SLG: 0.463	0-0 F9 2			0-2 10 HR 2B		4-2 7 1B 23 E FC4-6 1-2 BB	0-2 F9 2 2-3			3	2	1	0	1	0	2
Chipper Jones, S (1, 5) OBP: 0.398, SLG: 0.506	2-1 F8 3			2-1 HR 2-H		0-0 F9 1	1-2 1B 1-3 3-H			4	1	2	3	0	0	2
Andruw Jones, R (1, 8) OBP: 0.351, SLG: 0.498		3-1 G5-3 1		4-1 BB		2-2 E7 23 FC4-6 7 1B 1-2 2-H 1B	2-2 G5-3 3			3	0	1	0	1	0	2
Jeff Francoeur, R (1, 9) OBP: 0.282, SLG: 0.435		2-0 L5 2		0-0 F8 2		0-0 23 FC4-6 1-2 2-3 1B		0-2 G4-6-3 1B		4	0	2	0	0	0	1
Matt Diaz, R (1, 7) OBP: 0.364, SLG: 0.466		1-0 G6-3 3		1-1 F9 3		0-0 FC4-6 2 1-2f 2-3 3-H		1-2 F8 1		4	0	0	1	0	0	4
Adam LaRoche, L (1, 3) OBP: 0.325, SLG: 0.477			2-2 P2 1		1-1 F8 1	0-3 K 3		0-0 G4-6-3 2 3 1-2f		4	0	0	0	0	1	3
Todd Pratt, R (1, 2) OBP: 0.245, SLG: 0.274			2-2 F8 2		0-1 G5-3 2		0-0 F9 1		2-2 F9 1	4	0	0	0	0	0	0
Horacio Ramirez, L (1, 1) OBP: 0.267, SLG: 0.214 Oscar Villarreal, L (2, 1) Scott Thorman, L (3, PH) OBP: 0.244, SLG: 0.316 Kevin Barry, R (4, 1) Wilson Betemit, S (7, PH) OBP: 0.337, SLG: 0.471 Tyler Yates, R (8, 1) 54 Chad Paronto, R (9, 1) Ryan Langerhans, L (9, PH) OBP: 0.329, SLG: 0.394			1-0 F9 3		1-1 G3 3		1-2 11 F9 1B 10 1B 1B		2-2 P5 2	0 0 1 1 1 0 0 0 1	0 0 0 0 1 0 0 0 0	0 0 0 0 1 0 0 0 0	0 0 0 0 1 0 0 0 0	0 0 0 0 0 0 0 0 0	0 0 0 0 0 0 0 0 0	0 0 0 0 0 0 0 0 0	0 0 0 0 0 0 0 0 0

Inning Stats	1	2	3	4	5	6	7	8	9	1B	SF	WP	PA
	R: 0 H: 0 E: 0 LOB: 0 K: 0 BB: 0 S: 4 P: 6	R: 0 H: 0 E: 0 LOB: 0 K: 0 BB: 0 S: 4 P: 10	R: 0 H: 0 E: 0 LOB: 0 K: 0 BB: 0 S: 9 P: 14	R: 2 H: 2 E: 0 LOB: 1 K: 0 BB: 1 S: 13 P: 22	R: 0 H: 0 E: 0 LOB: 0 K: 0 BB: 0 S: 6 P: 8	R: 2 H: 2 E: 1 LOB: 2 K: 1 BB: 1 S: 15 P: 22	R: 1 H: 3 E: 0 LOB: 2 K: 0 BB: 0 S: 16 P: 20	R: 0 H: 1 E: 0 LOB: 0 K: 0 BB: 0 S: 7 P: 8	R: 0 H: 0 E: 0 LOB: 0 K: 1 BB: 0 S: 10 P: 15	1B: 6 2B: 1 3B: 0 HR: 1	SF: 0 SAC: 0 DP: 1 HBP: 1	WP: 0 PB: 0 SB: 0 CS: 0	PA: 37

PITCHER		IP	WLS	BF	H	R	ER	SO	BB	IBB	HBP	BLK	WP	HR	S	P	ERA	WHIP
22 Eric Milton, L ERA: 5.24	(1, 1)	6.1	W	28	6	5	5	1	2	0	1	0	0	1	57	89	7.11	1.263
25 David Weathers, R ERA: 5.22	(7, 1)	1.2		6	2	0	0	0	0	0	0	0	0	0	17	21	0.00	1.200
Eddie Guardado, L ERA: 5.25	(9, 1)	1.0		3	0	0	0	1	0	0	0	0	0	0	10	15	0.00	0.000

Cincinnati Reds @ Atlanta Braves
Turner Field, Atlanta, GA
Fri Jul 07 2006, 7:35 PM EDT
Att. 32,315 - Partly Cloudy - 80 F

livebaseballscorecards.com

AB	34
R	5
H	8
RBI	4
BB	2
SO	2
LOB	14

Cincinnati Reds @ Atlanta Braves

Turner Field, Atlanta, GA

Sat Jul 08 2006, 7:05 PM EDT

Att. 44,718 - Partly Cloudy - 83 F

TOP

Batter	1	2	3	4	5	6	7	8	9	AB	R	H	RBI	BB	SO	LOB
6 Ryan Freel, R (1, 5) OBP: 0.380, SLG: 0.437	F B S F C 1-3 ① K		C X 0-1 ③ F9		C S S 0-3 ② K			F F B C 1-3 ① K		4	0	0	0	0	3	1
Adam Dunn, L (1, 7) OBP: 0.370, SLG: 0.542	C B B F F F S 1-3 ② K			F B B S C 2-3 ① K	F F F B B X 2-2 ③ F8			S B B F F B C 3-3 ② K		4	0	0	0	0	3	1
Ken Griffey Jr., L (1, 8) OBP: 0.304, SLG: 0.529	C S F S 0-3 ③ K			X 0-0 1B SF8 2B	B B C B F F B 4-2 G6-4-3 BB			F B F X 1-2 ③ G1-3		3	1	1	0	1	1	0
Austin Kearns, R (1, 9) OBP: 0.349, SLG: 0.494		B C X 1-1 G3 1B		B X 1-0 1B 2-3 1B	F B B X 2-1 ①② G6-4-3 1-2f				B C C F C 1-3 ① K	4	0	2	0	0	1	1
Scott Hatteberg, L (1, 3) OBP: 0.413, SLG: 0.490	F B 1 SAFE X 1-1 ① F9			B B B X 3-0 ② SF8 3-H	C C X 0-2 1B				B C B X 2-1 ② F8	3	0	1	1	0	0	1
Felipe Lopez, S (1, 6) OBP: 0.354, SLG: 0.394	1 SAFE C B B B F X 3-2 ② G3 1-2			1 SAFE X 0-0 1B 1-2	C D B F B F X 3-2 ③ F7				C X 0-1 1B	4	0	2	0	0	0	2
4 Brandon Phillips, R (1, 4) OBP: 0.362, SLG: 0.444	T F S 0-3 ③ K			B S F X 1-2 ③ G1-3			S T F B X 1-2 ① G4-3		B C F F S 1-3 ③ K	4	0	0	0	0	2	4
Jason LaRue, R (1, 2) OBP: 0.294, SLG: 0.316		C S B F B B X 3-2 ① G5-3			X 0-0 39 FC2-5 2B		C S S 0-3 ② K			3	0	1	0	0	1	0
39 Aaron Harang, R (1, 1) OBP: 0.214, SLG: 0.175		C F S 0-3 ② K			X 0-0 ① FC2-5 2-3		B F S X 1-2 ③ G4-3			3	0	0	0	0	1	1
Inning Stats	R: 0 E: 0 K: 3 S: 14 H: 0 LOB: 0 BB: 0 P: 16	R: 0 E: 0 K: 1 S: 10 H: 1 LOB: 1 BB: 0 P: 15	R: 0 E: 0 K: 1 S: 9 H: 0 LOB: 0 BB: 0 P: 12	R: 1 E: 0 K: 1 S: 10 H: 3 LOB: 2 BB: 0 P: 17	R: 0 E: 0 K: 1 S: 9 H: 1 LOB: 1 BB: 0 P: 11	R: 0 E: 0 K: 0 S: 12 H: 1 LOB: 1 BB: 1 P: 21	R: 0 E: 0 K: 1 S: 10 H: 0 LOB: 0 BB: 0 P: 12	R: 0 E: 0 K: 2 S: 11 H: 0 LOB: 0 BB: 0 P: 16	R: 0 E: 0 K: 2 S: 12 H: 1 LOB: 1 BB: 0 P: 16	1B: 5 2B: 2 3B: 0 HR: 0 SF: 1 SAC: 0 DP: 1 HBP: 0						

PITCHER		IP	WLS	BF	H	R	ER	SO	BB	IBB	HBP	BLK	WP	HR	S	P	ERA	WHIP
29 John Smoltz, R ERA: 3.6	(1, 1)	8.0	W	30	6	1	1	10	1	0	0	0	0	0	85	120	1.12	0.875
Ken Ray, R ERA: 2.66	(9, 1)	1.0	S	4	1	0	0	2	0	0	0	0	0	0	12	16	0.00	1.000

PITCHER	IP	WLS	BF	H	R	ER	SO	BB	IBB	HBP	BLK	WP	HR	S	P	ERA	WHIP

livebaseballscorecards.com

BOTTOM

Batter	1	2	3	4	5	6	7	8	9	AB	R	H	RBI	BB	SO	LOB
Marcus Giles, R (1, 4) OBP: 0.345, SLG: 0.378	C C B F X 1-2 ① G1-3			C B X 1-1 10 G6-4-3 2B		F F B B B X 2-2 ② FC6-4 1-2f	F F D C 1-3 ③ K			4	0	1	0	0	1	3
11 Edgar Renteria, R (1, 6) OBP: 0.394, SLG: 0.462	B B C B F X 3-2 10 CS 1B			B F B C B D 4-2 10 G6-4-3 BB		C B X 1-1 ③ F8		S F F X 0-2 ① G1-3		3	0	1	0	1	0	1
10 Chipper Jones, S (1, 5) OBP: 0.396, SLG: 0.509	C B B C B F S 3-3 ②③ K 1-2			S F X 0-2 ①② G6-4-3 1-2f 2-3			X 0-0 ① G4-3	B B F B X 3-1 16 2B 3B		4	1	1	0	0	1	3
Andruw Jones, R (1, 8) OBP: 0.348, SLG: 0.492		B C S T 1-2 ① K		S B F D S 2-3 ③ K			C X 0-1 ② G3	X 0-0 ② G6-3		4	0	0	0	0	2	2
16 Brian McCann, L (1, 2) OBP: 0.406, SLG: 0.508		B C B F F F S 2-3 ② K			F X 0-1 ① F9		B C F B F X 2-2 7 HR 1B	D F S X 1-2 3-H 2B		4	1	2	1	0	1	0
7 Jeff Francoeur, R (1, 9) OBP: 0.282, SLG: 0.441		B F B S F X 2-2 ③ G5-3			S B B X 2-1 ② F8		C B X 1-1 1-H HR	B B F S F S 3-3 ③ K		4	1	1	2	0	1	1
Adam LaRoche, L (1, 3) OBP: 0.325, SLG: 0.479		C S B B F S 2-3 ① K			B X 1-0 ③ F7		B S X 1-1 29 1B 2B			3	1	1	0	0	1	0
Ryan Langerhans, L (1, 7) OBP: 0.329, SLG: 0.390		B B X 2-0 ② F7				X 0-0 ① B1-3	I I I I 4-0 29 1B IBB			2	0	0	0	1	0	0
29 John Smoltz, R (1, 1) OBP: 0.194, SLG: 0.206 Ken Ray, R (9, 1)		S F B C 1-3 ③ K				B C F B X 2-2 FC6-4 1B	B F F X 1-2 1-2 2-H 1B			3 0	0 0	2 0	1 0	0 0	1 0	0 0
Inning Stats	R: 0 E: 0 K: 1 S: 11 H: 1 LOB: 1 BB: 0 P: 18	R: 0 E: 0 K: 2 S: 12 H: 0 LOB: 0 BB: 0 P: 17	R: 0 E: 0 K: 2 S: 8 H: 0 LOB: 0 BB: 0 P: 13	R: 0 E: 0 K: 1 S: 10 H: 1 LOB: 1 BB: 1 P: 17	R: 0 E: 0 K: 0 S: 5 H: 0 LOB: 0 BB: 0 P: 8	R: 0 E: 0 K: 0 S: 9 H: 1 LOB: 1 BB: 0 P: 14	R: 3 E: 0 K: 1 S: 17 H: 4 LOB: 2 BB: 1 P: 27	R: 1 E: 0 K: 1 S: 14 H: 2 LOB: 1 BB: 0 P: 21		1B: 4 2B: 4 3B: 1 HR: 1 SF: 0 SAC: 0 DP: 2 HBP: 0						

PITCHER		IP	WLS	BF	H	R	ER	SO	BB	IBB	HBP	BLK	WP	HR	S	P	ERA	WHIP
39 Aaron Harang, R ERA: 3.7	(1, 1)	8.0	L	33	9	4	4	8	1	1	0	0	0	1	86	135	4.50	1.250

PITCHER	IP	WLS	BF	H	R	ER	SO	BB	IBB	HBP	BLK	WP	HR	S	P	ERA	WHIP

livebaseballscorecards.com

AB	32
R	1
H	7
RBI	1
BB	1
SO	12
LOB	11

AB	31
R	4
H	9
RBI	4
BB	2
SO	8
LOB	10

Cincinnati Reds @ Atlanta Braves

Turner Field, Atlanta, GA

Sun Jul 09 2006, 1:05 PM EDT

Att. 31,908 - Overcast - 81 F

TOP

Batter	1	2	3	4	5	6	7	8	9	AB	R	H	RBI	BB	SO	LOB
6 Ryan Freel, R (1, 8) OBP: 0.383, SLG: 0.440	FC2-6 1B		F7 ②		CS 1B		F8 ①			3	0	2	0	0	0	0
Dewayne Wise, L (5, 8)										1	0	0	0	0	0	0
Felipe Lopez, S (1, 6) OBP: 0.355, SLG: 0.394	FC2-6 S 1-2f ①		BB 4-1		CS 1-2 ③ 1 SAFE 1 SAFE	0-1 HR 1B	G4-3 ②			3	1	1	0	1	0	1
Scott Hatteberg, L (1, 3) OBP: 0.411, SLG: 0.486	F8 ② 1-2		G3 ③ 1 SAFE			2-1 HR 1B 1-2	K ③			4	1	1	0	0	1	2
Adam Dunn, L (1, 7) OBP: 0.369, SLG: 0.547	G3 ③			K ①		1-0 HR 1-H 2-H		F8 ①		4	1	1	3	0	1	1
Rich Aurilia, R (1, 5) OBP: 0.319, SLG: 0.488		1B ②		L9 ②		F9 ①		G6-4-3 1B		4	0	2	0	0	0	0
Austin Kearns, R (1, 9) OBP: 0.351, SLG: 0.492		K ①		BB 4-1		BB 2-2 1B		G6-4-3 ②③ 1-2f		3	0	1	0	1	1	2
4 Brandon Phillips, R (1, 4) OBP: 0.357, SLG: 0.438		L8 ②		G6-3 ③ 1 SAFE		F9 ② F 1 SAFE			K ①	4	0	0	0	0	1	3
Jason LaRue, R (1, 2) OBP: 0.293, SLG: 0.308		K ③ F 1 SAFE			K ① 0-3	BB 4-1 1 SAFE			K ② 1-3	3	0	0	0	1	3	1
61 Bronson Arroyo, R (1, 1) OBP: 0.208, SLG: 0.311			G5-3 ① 3-2		F9 ② 1-1	K ③ 3-3			F8 ③ 0-2	2	0	0	0	0	0	0
31 Matt Belisle, R (5, 1)										0	0	0	0	0	0	0
Ken Griffey Jr., L (6, PH) OBP: 0.303, SLG: 0.527										1	0	0	0	0	1	2
56 Todd Coffey, R (6, 1)										0	0	0	0	0	0	0
Kent Mercker, L (7, 1)										0	0	0	0	0	0	0
25 David Weathers, R (8, 1)										0	0	0	0	0	0	0
Javier Valentin, S (9, PH) OBP: 0.274, SLG: 0.321										1	0	0	0	0	0	0
Inning Stats	R: 0 E: 0 K: 0 S: 9 H: 1 LOB: 1 BB: 0 P: 14	R: 0 E: 0 K: 2 S: 9 H: 1 LOB: 1 BB: 0 P: 14	R: 0 E: 0 K: 0 S: 9 H: 0 LOB: 1 BB: 1 P: 19	R: 0 E: 0 K: 1 S: 7 H: 0 LOB: 1 BB: 1 P: 14	R: 0 E: 0 K: 1 S: 11 H: 1 LOB: 0 BB: 0 P: 13	R: 3 E: 0 K: 1 S: 20 H: 4 LOB: 2 BB: 1 P: 35	R: 0 E: 0 K: 1 S: 7 H: 0 LOB: 0 BB: 0 P: 8	R: 0 E: 0 K: 0 S: 5 H: 1 LOB: 0 BB: 0 P: 9	R: 0 E: 0 K: 2 S: 9 H: 0 LOB: 0 BB: 0 P: 12	1B: 7 2B: 0 3B: 0 HR: 1 SF: 0 SAC: 0 DP: 1 HBP: 0						

PITCHER		IP	WLS	BF	H	R	ER	SO	BB	IBB	HBP	BLK	WP	HR	S	P	ERA	WHIP
John Thomson, R ERA: 4.88	(1, 1)	2.2		11	2	0	0	2	1	0	0	0	0	0	25	44	0.00	1.125
Oscar Villarreal, R ERA: 4.67	(3, 1)	2.1	W	11	4	3	3	2	1	0	0	0	0	1	25	38	11.57	2.143
Tyler Yates, R ERA: 3.12	(6, 1)	0.2	H	4	1	0	0	0	1	0	0	0	0	0	12	21	0.00	3.000
49 Macay McBride, L ERA: 4.39	(6, 1)	1.1	H	4	0	0	0	2	0	0	0	0	0	0	10	14	0.00	0.000
54 Chad Paronto, R ERA: 2.93	(8, 1)	1.0		3	1	0	0	0	0	0	0	0	0	0	5	9	0.00	1.000

PITCHER		IP	WLS	BF	H	R	ER	SO	BB	IBB	HBP	BLK	WP	HR	S	P	ERA	WHIP
Jorge Sosa, R ERA: 5.4	(9, 1)	1.0		3	0	0	0	2	0	0	0	0	0	0	9	12	0.00	0.000

livebaseballscorecards.com

AB	33
R	3
H	8
RBI	3
BB	3
SO	8
LOB	12

BOTTOM

Batter	1	2	3	4	5	6	7	8	9	AB	R	H	RBI	BB	SO	LOB
Marcus Giles, R (1, 4) OBP: 0.343, SLG: 0.376	G5-3 ① 1-1	11 1B SF8 2-H 1B 2-2		G4-3 ① 1-2	G1-3 ③ 0-1		F8 ③ 2-1			5	1	1	1	0	0	2
11 Edgar Renteria, R (1, 6) OBP: 0.397, SLG: 0.464	BB 16 1B 1B 3-2	SF8 10 BB 1-3 1B 0-1		F9 ② 1-1		10 2B 1B 2-1		F9 ① 1-0		5	1	3	0	0	0	0
10 Chipper Jones, S (1, 5) OBP: 0.403, SLG: 0.520 Jorge Sosa, R (9, 1) OBP: 0.190, SLG: 0.421	F8 ② 1-2	BB 4-2 1-2		1B 0-1		HR 1-2 ① B F 1 SAFE F 1 SAFE 1-H 2B		2B 0-2		4 0	1 0	3 0	0 0	1 0	0 0	1 0
Andruw Jones, R (1, 8) OBP: 0.348, SLG: 0.500	16 1B 1-2 BB 4-0	SF8 ② 2-2 2-3 3-H		P3 ③ 2-1		HR 2-1 2-H		G6-3 ② 1-0		3	1	1	3	1	0	2
16 Brian McCann, L (1, 2) OBP: 0.406, SLG: 0.505	1B 1-1 1-2 2-H	G4-3 ③ 0-0			F8 ① 1-0	7 G6-4-3 1B 1-1		G4-3 ③ 3-2		5	0	2	1	0	0	3
7 Jeff Francoeur, R (1, 9) OBP: 0.281, SLG: 0.447	K ③ 2-3		K ① 2-3		HR 0-0	G6-4-3 ②③ 2-1 1-2f	F8 ③ 2-1			4	1	1	1	0	2	3
Scott Thorman, L (1, 3) OBP: 0.289, SLG: 0.452		HR 1-2	F7 ② 2-2		2B 2-1		23 G4-6-3 1B 1-0 1B			4	2	3	1	0	0	0
Ryan Langerhans, L (1, 7) OBP: 0.340, SLG: 0.404	SH1-4 1B 1B 1-1	BB 4-2			2B 2-2 2-H		23 G4-6-3 1-2 1B			3	1	3	1	1	0	0
John Thomson, R (1, 1) OBP: 0.267, SLG: 0.333 Oscar Villarreal, L (3, 1) Tyler Yates, R (6, 1) 49 Macay McBride, L (6, 1) 23 Matt Diaz, R (7, PH) OBP: 0.361, SLG: 0.463 54 Chad Paronto, R (8, 1) Wilson Betemit, S (9, 5) OBP: 0.337, SLG: 0.471	SH1-4 ① 3-1 1-2	K ③ 2-3			G5-3 ② 0-1		G4-6-3 ①② 1-2f 2-3 3-1			0 2 0 0 1 0 0	0 0 0 0 0 0 0	0 0 0 0 0 0 0	0 0 0 0 0 0 0	0 1 0 0 0 0 0	0 2 0 0 0 0 0	0 2 0 0 2 0 0
Inning Stats	R: 1 E: 0 K: 1 S: 13 H: 2 LOB: 2 BB: 1 P: 25	R: 3 E: 0 K: 0 S: 19 H: 4 LOB: 2 BB: 1 P: 32	R: 0 E: 0 K: 2 S: 12 H: 0 LOB: 1 BB: 1 P: 22	R: 0 E: 0 K: 0 S: 10 H: 1 LOB: 1 BB: 0 P: 14	R: 2 E: 0 K: 0 S: 11 H: 3 LOB: 1 BB: 0 P: 16	R: 2 E: 0 K: 0 S: 11 H: 4 LOB: 0 BB: 0 P: 19	R: 0 E: 0 K: 0 S: 9 H: 2 LOB: 1 BB: 0 P: 16	R: 0 E: 0 K: 0 S: 9 H: 1 LOB: 1 BB: 0 P: 14		1B: 10 2B: 4 3B: 0 HR: 3 SF: 1 SAC: 1 DP: 2 HBP: 0						

PITCHER		IP	WLS	BF	H	R	ER	SO	BB	IBB	HBP	BLK	WP	HR	S	P	ERA	WHIP
61 Bronson Arroyo, R ERA: 3.12	(1, 1)	4.1	L	26	10	6	6	3	3	0	0	0	0	2	61	105	12.46	3.000
31 Matt Belisle, R ERA: 4.24	(5, 1)	0.2		2	0	0	0	0	0	0	0	0	0	0	4	4	0.00	0.000
56 Todd Coffey, R ERA: 3.52	(6, 1)	1.0		5	4	2	2	0	0	0	0	0	0	1	11	19	18.00	4.000
Kent Mercker, L ERA: 4.88	(7, 1)	1.0		4	2	0	0	0	0	0	0	0	0	0	9	16	0.00	2.000
25 David Weathers, R ERA: 5.09	(8, 1)	1.0		4	1	0	0	0	0	0	0	0	0	0	9	14	0.00	1.000

PITCHER		IP	WLS	BF	H	R	ER	SO	BB	IBB	HBP	BLK	WP	HR	S	P	ERA	WHIP

livebaseballscorecards.com

AB	36
R	8
H	17
RBI	8
BB	3
SO	3
LOB	15

Batter	1	2	3	4	5	6	7	8	9	AB	R	H	RBI	BB	SO	LOB
Jamey Carroll, R (1, 4) OBP: 0.395, SLG: 0.425	4-2 17 G3-6-4 BB		3-2 12 FC5-4 2-H 1B			3-2 P4		1-1 L8	1-2 F9 2-3	4	0	1	1	1	0	1
12 Clint Barmes, R (1, 6) OBP: 0.248, SLG: 0.327	2-3 K		2-2 FC5-4 1-2f			1-1 17 HR 2B		1-0 L7	2-1 3-H 2B	5	1	2	1	0	1	2
17 Todd Helton, L (1, 3) OBP: 0.424, SLG: 0.502	1-1 G3-6-4 1-2f			1-1 G4-3		1-1 2-H HR		2-2 1B	3-3 S K	5	1	2	2	0	1	2
5 Matt Holliday, R (1, 7) OBP: 0.385, SLG: 0.583		1-1 G6-3		1-2 11 WP 1B		1-0 L8		2-2 K		4	0	1	0	0	1	1
27 Garrett Atkins, R (1, 5) OBP: 0.381, SLG: 0.491		1-0 G6-3		1-2 F7		3-1 L5			1-2 8 1B 2B 1B	4	1	1	0	0	0	1
11 Brad Hawpe, L (1, 9) OBP: 0.390, SLG: 0.558		2-2 G4-3		2-3 K 1-2			1-0 1B		1-3 K	4	0	1	0	0	2	2
8 Yorvit Torrealba, R (1, 2) OBP: 0.301, SLG: 0.387			1-2 G1-3 1B 1B		2-2 P4		0-0 B3		0-2 2B 18 E 1-2 1B	4	2	2	0	0	0	1
Choo Freeman, R (1, 8) OBP: 0.296, SLG: 0.337			2-2 G1-3 1-2		2-2 F9		0-1 F8		1-2 18 E 1-3 2-H 2B	4	1	1	1	0	0	2
26 Jeff Francis, L (1, 1) OBP: 0.244, SLG: 0.118 Jorge Piedra, L (7, PH) OBP: 0.179, SLG: 0.342 Scott Dohmann, R (7, 1) Ray King, L (7, 1) David Cortes, R (8, 1) 18 Cory Sullivan, L (9, PH) OBP: 0.318, SLG: 0.417			0-3 K		0-3 K		2-2 G4-3		3-1 E7 F9 12 2B 2-H 3-H 1B	2 1 0 0 0 1	0 0 0 0 0 1	0 0 0 0 0 1	0 0 0 0 0 1	2 0 0 0 0 2	1 1 0 0 0 1	1 1 0 0 0 1
Inning Stats	R: 0 E: 0 K: 1 S: 8 H: 0 LOB: 0 BB: 1 P: 15	R: 0 E: 0 K: 0 S: 6 H: 0 LOB: 0 BB: 0 P: 10	R: 1 E: 0 K: 1 S: 17 H: 2 LOB: 1 BB: 0 P: 25	R: 0 E: 0 K: 1 S: 13 H: 1 LOB: 1 BB: 0 P: 18	R: 0 E: 0 K: 1 S: 13 H: 0 LOB: 0 BB: 0 P: 17	R: 2 E: 0 K: 0 S: 11 H: 2 LOB: 0 BB: 0 P: 20	R: 0 E: 0 K: 0 S: 7 H: 1 LOB: 1 BB: 0 P: 10	R: 0 E: 0 K: 1 S: 9 H: 1 LOB: 1 BB: 0 P: 15	R: 4 E: 1 K: 2 S: 30 H: 5 LOB: 1 BB: 0 P: 42	1B: 8 2B: 3 3B: 0 HR: 1 SF: 0 SAC: 0 DP: 1 HBP: 0				WP: 1 PB: 0 SB: 0 CS: 0	PA: 39	

PITCHER		IP	WLS	BF	H	R	ER	SO	BB	IBB	HBP	BLK	WP	HR	S	P	ERA	WHIP
22 Eric Milton, L ERA: 5.19	(1, 1)	6.0	W	23	5	3	3	4	1	0	0	0	1	1	68	105	4.50	1.000
25 David Weathers, R ERA: 4.97	(7, 1)	1.0	H	4	1	0	0	0	0	0	0	0	0	0	7	10	0.00	1.000
56 Todd Coffey, R ERA: 3.45	(8, 1)	1.0		4	1	0	0	1	0	0	0	0	0	0	9	15	0.00	1.000
Jason Standridge, R ERA: 8.1	(9, 1)	0.1		5	4	4	3	1	0	0	0	0	0	0	14	20	81.00	12.000
Eddie Guardado, L ERA: 5.11	(9, 1)	0.2	S	3	1	0	0	1	0	0	0	0	0	0	16	22	0.00	1.500

PITCHER	IP	WLS	BF	H	R	ER	SO	BB	IBB	HBP	BLK	WP	HR	S	P	ERA	WHIP

TOP

Colorado Rockies @ Cincinnati Reds
Great American Ball Park, Cincinnati, OH
Thu Jul 13 2006, 7:10 PM EDT
Att. 20,660 - Partly Cloudy - 86 F

livebaseballscorecards.com

AB	38
R	7
H	12
RBI	7
BB	1
SO	7
LOB	14

Batter	1	2	3	4	5	6	7	8	9	AB	R	H	RBI	BB	SO	LOB
27 Chris Denorfia, R (1, 9) OBP: 0.429, SLG: 0.538	2-2 G6-3	3-3 K		1-1 FC1-6 4 G4-6-3 1-2f		1-2 G6-3	0-2 1-2 1B			5	0	1	0	0	1	2
4 Brandon Phillips, R (1, 4) OBP: 0.351, SLG: 0.430	1-3 K	2-1 F8		0-1 G4-6-3 1-2f			F9 2-0 G4-3			5	0	0	0	0	1	4
Ken Griffey Jr., L (1, 8) OBP: 0.305, SLG: 0.534	4-1 2B 1B BB		1-2 G4-3		2-3 K		3-2 HR	1-0 G4-3		4	2	1	1	1	1	0
Rich Aurilia, R (1, 3) OBP: 0.321, SLG: 0.491	1-2 1-3 1B 2B		0-0 G5-3		1-2 12 BB 1B		2-0 F7	2-2 L9		5	1	2	0	0	0	0
Adam Dunn, L (1, 7) OBP: 0.372, SLG: 0.550	2-2 12 S 12 1B 2-H 3-H 1B		2-2 2B		0-3 K		4-1 12 1B 1B BB	1-1 F8		4	2	2	2	1	1	1
12 Edwin Encarnación, R (1, 5) OBP: 0.368, SLG: 0.477	1-0 1B 1-H 1B		1-1 G5-3		4-2 1-2 BB		3-2 1B 9 HR 1-2 1B			3	1	2	1	1	0	1
Jason LaRue, R (1, 2) OBP: 0.306, SLG: 0.317	0-0 1-2 1B			3-2 9 2B 22 1B HBP		2-0 G1-3	2-2 9 HR 1-3 2-H 1B			3	2	2	1	0	0	2
9 Juan Castro, R (1, 6) OBP: 0.273, SLG: 0.361	0-1 G4-3			0-1 22 1B 1-3 2B		1-1 G4-3	3-1 1-H 3-H HR			4	1	2	3	0	0	2
22 Eric Milton, L (1, 1) OBP: 0.200, SLG: 0.333 6 Ryan Freel, R (6, PH) OBP: 0.382, SLG: 0.438 25 David Weathers, R (7, 1) Javier Valentin, S (7, PH) OBP: 0.280, SLG: 0.327 56 Todd Coffey, R (8, 1) Jason Standridge, R (9, 1) Eddie Guardado, R (9, 1)		1-3 K		1-1 27 FC1-6 2-3 3-H 1B		0-1 G6-3	0-0 27 1B 1B			2 1 0 1 0 0 0	0 0 0 0 0 0 0	1 0 0 1 0 0 0	1 0 0 0 0 0 0	0 0 0 0 0 0 0	1 0 0 0 0 0 0	0 0 0 0 0 0 0
Inning Stats	R: 0 E: 0 K: 2 S: 9 H: 0 LOB: 0 BB: 0 P: 15	R: 0 E: 0 K: 0 S: 13 H: 1 LOB: 1 BB: 0 P: 17	R: 1 E: 0 K: 0 S: 10 H: 2 LOB: 1 BB: 0 P: 15	R: 0 E: 0 K: 2 S: 13 H: 1 LOB: 2 BB: 1 P: 22	R: 0 E: 0 K: 0 S: 9 H: 0 LOB: 0 BB: 0 P: 11	R: 5 E: 0 K: 0 S: 26 H: 6 LOB: 2 BB: 1 P: 45	R: 0 E: 0 K: 1 S: 8 H: 0 LOB: 0 BB: 0 P: 12		1B: 9 2B: 3 3B: 0 HR: 2 SF: 0 SAC: 0 DP: 1 HBP: 0				WP: 0 PB: 0 SB: 1 CS: 0	PA: 41	

PITCHER		IP	WLS	BF	H	R	ER	SO	BB	IBB	HBP	BLK	WP	HR	S	P	ERA	WHIP
26 Jeff Francis, L ERA: 4.15	(1, 1)	6.0	L	28	8	4	4	5	2	0	1	0	0	0	78	115	6.00	1.667
Scott Dohmann, R ERA: 6.38	(7, 1)	0.2		5	2	3	3	0	1	0	0	0	0	1	15	27	40.50	4.500
Ray King, L ERA: 4.74	(7, 1)	0.1		5	4	2	2	0	0	0	0	0	0	1	11	18	54.00	12.000
David Cortes, R ERA: 4.3	(8, 1)	1.0		3	0	0	0	0	0	0	0	0	0	0	8	12	0.00	0.000

PITCHER	IP	WLS	BF	H	R	ER	SO	BB	IBB	HBP	BLK	WP	HR	S	P	ERA	WHIP

BOTTOM

Colorado Rockies @ Cincinnati Reds
Great American Ball Park, Cincinnati, OH
Thu Jul 13 2006, 7:10 PM EDT
Att. 20,660 - Partly Cloudy - 86 F

livebaseballscorecards.com

AB	37
R	9
H	14
RBI	9
BB	3
SO	5
LOB	12

TOP

Batter	1	2	3	4	5	6	7	8	9	AB	R	H	RBI	BB	SO	LOB
Jamey Carroll, R (1, 4) OBP: 0.397, SLG: 0.434	C F X 0-2 E5 12 SH2-4		C B S F B F X 2-2 ③ F7			C C B F F X 1-2 2B		B B C X 2-1 12 1B 17 SF8 2B		4	1	2	0	0	0	0
12 Clint Barmes, R (1, 6) OBP: 0.249, SLG: 0.327	C X 0-1 ① SH2-4 1-2			C X 0-1 ① G5-3		F B X 1-1 ① L5		C X 0-1 27 E 2-3 1B		3	0	1	0	0	0	1
17 Todd Helton, L (1, 3) OBP: 0.419, SLG: 0.496	B C C D X 2-2 ② P6			B C F X 1-2 ② L9		B B F X 2-1 ② L9		X 0-0 ① SF8 3-H		3	0	0	1	0	0	2
5 Matt Holliday, R (1, 7) OBP: 0.381, SLG: 0.576	F F X 0-2 ③ P3			B X 1-0 ③ G5-3		B B C F T 2-2 ③ K		B C X 1-1 ② F9		4	0	0	0	0	1	3
27 Garrett Atkins, R (1, 5) OBP: 0.383, SLG: 0.494		C X 0-1 ① L8			B X 1-0 11 BB 1B		C C B X 1-2 SH5-4 2B	B F C F B B X 3-2 E6 1-2		4	0	2	0	0	0	1
11 Brad Hawpe, L (1, 9) Jose Mesa, R (8, 1)	C F B S 1-3 ② K			B D B B B 4-0 FC6-4 1-2 BB		C C B B D F F B 4-2 SH5-4 BB		C T C 0-3 ③ K		2 0	0 0	0 0	0 0	2 0	2 0	2 0
JD Closer, S (1, 2) OBP: 0.299, SLG: 0.368 8 Yorvit Torrealba, R (9, PH) OBP: 0.298, SLG: 0.382	C X 0-1 ③ G3			B S B C B S 3-3 ① K			X 0-0 ① SH5-4 1-2 2-3		B B C B C X 3-2 F9	2 1	0 0	0 0	0 0	0 0	1 0	2 0
18 Cory Sullivan, L (1, 8) OBP: 0.314, SLG: 0.412 Luis Gonzalez, R (9, PH) OBP: 0.261, SLG: 0.374		S B F X 1-2 ① F7			B F C S 1-3 ② K		B B F B F S 3-3 ② K		B C F B F X 2-2 ② F9	3 1	0 0	0 0	0 0	0 0	2 0	4 0
Jason Jennings, L (1, 1) OBP: 0.243, SLG: 0.229 Jorge Piedra, L (7, PH) OBP: 0.175, SLG: 0.333 39 Tom Martin, L (7, 1) Choo Freeman, R (8, 9) OBP: 0.294, SLG: 0.333		B F F B S 2-3 ② K			D X 1-0 ③ FC6-4 1-2f		D C C C D B C 3-3 ③ K		B B C T X 2-2 ③ L9	2 1 0 1	0 0 0 0	0 0 0 0	0 0 0 0	1 1 0 0	2 2 0 0	2 2 0 0
Inning Stats	R: 0 E: 1 K: 0 S: 11 H: 0 LOB: 1 BB: 0 P: 13	R: 0 E: 0 K: 1 S: 7 H: 0 LOB: 0 BB: 0 P: 8	R: 0 E: 0 K: 1 S: 11 H: 0 LOB: 0 BB: 0 P: 16	R: 0 E: 0 K: 0 S: 6 H: 0 LOB: 0 BB: 0 P: 8	R: 0 E: 0 K: 2 S: 8 H: 1 LOB: 2 BB: 1 P: 18	R: 0 E: 0 K: 1 S: 12 H: 1 LOB: 1 BB: 0 P: 18	R: 0 E: 0 K: 2 S: 14 H: 1 LOB: 2 BB: 1 P: 25	R: 1 E: 1 K: 1 S: 14 H: 2 LOB: 2 BB: 0 P: 20	R: 0 E: 0 K: 0 S: 10 H: 0 LOB: 0 BB: 0 P: 17	1B: 2 2B: 3 3B: 0 HR: 0 SF: 1 SAC: 2 DP: 0 HBP: 0						

PITCHER		IP	WLS	BF	H	R	ER	SO	BB	IBB	HBP	BLK	WP	HR	S	P	ERA	WHIP
39 Aaron Harang, R ERA: 3.51	(1, 1)	7.0	W	27	3	0	0	7	2	0	0	0	0	0	69	106	0.00	0.714
Gary Majewski, R ERA: 3.7	(8, 1)	0.2	H	5	2	1	1	0	0	0	0	0	0	0	11	17	13.50	3.000
Kent Mercker, L ERA: 4.81	(8, 1)	0.1	H	1	0	0	0	1	0	0	0	0	0	0	3	3	0.00	0.000
Eddie Guardado, L ERA: 4.91	(9, 1)	1.0	S	3	0	0	0	0	0	0	0	0	0	0	10	17	0.00	0.000

PITCHER		IP	WLS	BF	H	R	ER	SO	BB	IBB	HBP	BLK	WP	HR	S	P	ERA	WHIP

Colorado Rockies @ Cincinnati Reds
Great American Ball Park, Cincinnati, OH
Fri Jul 14 2006, 7:10 PM EDT
Att. 22,498 - Cloudy - 76 F

livebaseballscorecards.com

AB	31
R	1
H	5
RBI	1
BB	2
SO	8
LOB	19

WP: 0	PA: 36
PB: 0	
SB: 0	
CS: 0	

BOTTOM

Batter	1	2	3	4	5	6	7	8	9	AB	R	H	RBI	BB	SO	LOB
27 Chris Denorfia, R (1, 9) OBP: 0.389, SLG: 0.471	B X 1-0 ① G6-3		B B B C F X 3-2 ② G6-3		B B B C X 3-1 L4-3 1B		S C C 0-3 ① K			4	0	1	0	0	1	0
Adam Dunn, L (1, 7) OBP: 0.373, SLG: 0.559 Gary Majewski, R (8, 1) Kent Mercker, L (8, 1) Eddie Guardado, R (9, 1)	C S F X 0-2 HR		X 0-0 1B		B X 1-0 ① ② L4-3 1-1		C B B S S 2-3 ② K			4 0 0 0	1 0 0 0	2 0 0 0	1 0 0 0	0 0 0 0	1 0 0 0	1 0 0 0
Ken Griffey Jr., L (1, 8) OBP: 0.300, SLG: 0.526	X 0-0 ② G4-3		B B B C X 3-1 ③ L9		C F B B B S 3-3 ③ K		C B F B B X 3-2 ③ G4-3			4	0	0	0	0	1	1
Rich Aurilia, R (1, 5) OBP: 0.328, SLG: 0.491	C B X 1-1 1B			B B B 4-0 4 E 4 FC6 G6-3 BB		F B C B B B 4-2 1B 1B BB		C F B B X 1-2 ① L4		2	2	1	0	2	0	0
Scott Hatteberg, L (1, 3) OBP: 0.405, SLG: 0.478	B C B B X 3-1 ③ G3			1 SAFE B C X 1-1 ① F8		X 0-0 ① F9		C B B X 2-1 ② G4-3		4	0	0	0	0	0	3
4 Brandon Phillips, R (1, 4) OBP: 0.350, SLG: 0.428		X 0-0 CS 1B		C B X 1-1 FC6 G6-3 1-3		X 0-0 ② F8		B X 1-0 ③ G6-3		4	0	1	0	0	0	2
Royce Clayton, R (1, 6) OBP: 0.315, SLG: 0.347		C F C 0-3 ① K		B X 1-0 ② G6-3 2-3 3-H		B F X 1-1 1B 1-2 1B				3	0	1	1	0	1	2
Jason LaRue, R (1, 2) OBP: 0.313, SLG: 0.320		1 SAFE S 1 SAFE C B B X 2-2 ② ③ L7 1-2		D C B F H 3-2 39 S HBP		C B S B D X 3-2 1-3 2-H 1B				2	0	1	1	0	0	1
39 Aaron Harang, R (1, 1) OBP: 0.200, SLG: 0.163 Dewayne Wise, L (8, 7)		C S S 0-3 ① K2-3		S S D X 1-2 ③ G6-3 1-2		S D C S 1-3 ③ K				3 0	0 0	0 0	0 0	2 0	4 0	0 0
Inning Stats	R: 1 E: 0 K: 0 S: 10 H: 2 LOB: 1 BB: 0 P: 15	R: 0 E: 0 K: 1 S: 7 H: 1 LOB: 0 BB: 0 P: 9	R: 0 E: 0 K: 1 S: 9 H: 1 LOB: 1 BB: 0 P: 15	R: 1 E: 1 K: 0 S: 10 H: 0 LOB: 2 BB: 1 P: 21	R: 0 E: 0 K: 1 S: 6 H: 1 LOB: 0 BB: 0 P: 13	R: 1 E: 0 K: 1 S: 12 H: 2 LOB: 2 BB: 1 P: 21	R: 0 E: 0 K: 2 S: 9 H: 0 LOB: 0 BB: 0 P: 14	R: 0 E: 0 K: 0 S: 6 H: 0 LOB: 0 BB: 0 P: 10		1B: 6 2B: 1 3B: 0 HR: 1 SF: 0 SAC: 0 DP: 1 HBP: 1						

PITCHER		IP	WLS	BF	H	R	ER	SO	BB	IBB	HBP	BLK	WP	HR	S	P	ERA	WHIP
Jason Jennings, R ERA: 3.64	(1, 1)	6.0	L	27	7	3	2	4	2	0	1	0	0	1	54	94	3.00	1.500
39 Tom Martin, L ERA: 4.08	(7, 1)	1.0		3	0	0	0	2	0	0	0	0	0	0	9	14	0.00	0.000
Jose Mesa, R ERA: 2.98	(8, 1)	1.0		3	0	0	0	0	0	0	0	0	0	0	6	10	0.00	0.000

PITCHER		IP	WLS	BF	H	R	ER	SO	BB	IBB	HBP	BLK	WP	HR	S	P	ERA	WHIP

Colorado Rockies @ Cincinnati Reds
Great American Ball Park, Cincinnati, OH
Fri Jul 14 2006, 7:10 PM EDT
Att. 22,498 - Cloudy - 76 F

livebaseballscorecards.com

AB	30
R	3
H	7
RBI	3
BB	2
SO	6
LOB	14

WP: 0	PA: 33
PB: 0	
SB: 1	
CS: 1	

TOP

Batter	1	2	3	4	5	6	7	8	9	AB	R	H	RBI	BB	SO	LOB
Jamey Carroll, R (1, 4) OBP: 0.390, SLG: 0.426	C B F B B S 3-3 ① K		C B B X 2-1 ② G6-3		C X 0-1 ② F8		B X 1-0 ② L5		B X 1-0 ① F7	5	0	0	0	0	1	1
18 Cory Sullivan, L (1, 8) OBP: 0.316, SLG: 0.412	X 0-0 17 1B 1B		S F B X 1-2 1B		C X 0-1 ③ G3-1		B F S X 1-2 ③ L5		F B X 1-1 ② G6-3	5	0	2	0	0	0	1
17 Todd Helton, L (1, 3) OBP: 0.416, SLG: 0.491	B C F F B B F B F F 3-2 F X 1-2 1B		X 0-0 ③ L8			B F B X 2-1 ① G3		F F X 0-2 ① F7	B C C B F F F X 2-2 ③ G5-3	5	0	1	0	0	0	1
5 Matt Holliday, R (1, 7) OBP: 0.380, SLG: 0.573	C F B S 1-3 ② K			B C B F F F F C 2-3 ① K		S X 0-1 ② G4-3		F F X 0-2 27 1B 2B 1B		4	1	1	0	0	2	2
27 Garrett Atkins, R (1, 5) OBP: 0.387, SLG: 0.500	B C B X 2-1 ③ F8			B X 1-0 11 1B 1B		B B C T F B X 3-2 2B		B C X 1-1 1-2 2B 1B		4	1	3	0	0	0	2
11 Brad Hawpe, L (1, 9) OBP: 0.393, SLG: 0.552		X 0-0 ① L4		B T F X 1-2 1B		B B B I 4-0 IBB		C S F B S 1-3 ② K		3	0	1	0	1	1	2
8 Yorvit Torrealba, R (1, 2) OBP: 0.299, SLG: 0.380 Jorge Piedra, L (8, PH) OBP: 0.195, SLG: 0.375 Choo Freeman, R (8, PR) OBP: 0.294, SLG: 0.333 39 Tom Martin, L (8, 1) Jose Mesa, R (8, 1) 40 Brian Fuentes, L (9, 1)		C X 0-1 6 L1-3 1B		C D S C 1-3 ② K		B X 1-0 ③ P6		F F D B F X 2-2 1-H 2-H 2B		3 1 0 0 0 0 0	0 0 0 0 0 0 0	1 1 0 0 0 0 0	0 2 0 0 0 0 0	0 0 0 0 0 0 0	1 0 0 0 0 0 0	4 0 0 0 0 0 0
6 Omar Quintanilla, L (1, 6) OBP: 0.243, SLG: 0.265 12 Clint Barmes, R (7, PH) OBP: 0.254, SLG: 0.329 (7, 6)		D F X 1-1 ② ③ L1-3 1-1		C B C X 1-2 ③ G6-3			C F B F X 1-2 28 SH2-4 28 S 1B	I I I I 4-0 IBB		2 1	0 0	0 1	0 0	0 1	0 0	3 0
28 Aaron Cook, R (1, 1) OBP: 0.108, SLG: 0.083 JD Closser, S (8, PH) OBP: 0.295, SLG: 0.362 (8, 2)			B C F C 1-3 ① K		B S C C X 1-2 ① G6-3		B C F X 1-2 ① SH2-4 1-3	S C F F B T 1-2 ③ K		2 1	0 0	0 0	0 0	0 1	1 2	0 2

Inning Stats	1	2	3	4	5	6	7	8	9
	R: 0 E: 0 K: 2 S: 18	R: 0 E: 0 K: 0 S: 5	R: 0 E: 0 K: 1 S: 9	R: 0 E: 0 K: 2 S: 16	R: 0 E: 0 K: 0 S: 7	R: 0 E: 0 K: 0 S: 9	R: 0 E: 0 K: 0 S: 11	R: 2 E: 0 K: 2 S: 21	R: 0 E: 0 K: 0 S: 9
	H: 2 LOB: 2 BB: 0 P: 27	H: 1 LOB: 0 BB: 0 P: 6	H: 1 LOB: 1 BB: 0 P: 13	H: 2 LOB: 2 BB: 0 P: 22	H: 0 LOB: 0 BB: 0 P: 8	H: 1 LOB: 2 BB: 1 P: 19	H: 1 LOB: 1 BB: 0 P: 15	H: 3 LOB: 2 BB: 1 P: 30	H: 0 LOB: 0 BB: 0 P: 13

1B: 9	SF: 0	WP: 0	PA: 39
2B: 3	SAC: 1	PB: 0	
3B: 0	DP: 1	SB: 1	
HR: 0	HBP: 0	CS: 0	

PITCHER		IP	WLS	BF	H	R	ER	SO	BB	IBB	HBP	BLK	WP	HR	S	P	ERA	WHIP
61 Bronson Arroyo, R ERA: 2.96	(1, 1)	7.0		29	8	0	0	5	0	1	0	0	0	0	75	110	0.00	1.143
Kent Mercker, L ERA: 4.74	(8, 1)	0.1	H	1	0	0	0	0	0	0	0	0	0	0	3	3	0.00	0.000
Gary Majewski, R ERA: 3.97	(8, 1)	0.2	B	6	3	2	2	2	0	1	0	0	0	0	18	27	27.00	4.500
45 Bill Bray, L ERA: 3.75	(9, 1)	1.0	W	3	0	0	0	0	0	0	0	0	0	0	9	13	0.00	0.000

PITCHER		IP	WLS	BF	H	R	ER	SO	BB	IBB	HBP	BLK	WP	HR	S	P	ERA	WHIP

Colorado Rockies @ Cincinnati Reds
Great American Ball Park, Cincinnati, OH
Sat Jul 15 2006, 6:10 PM EDT
Att. 35,395 - Partly Cloudy - 92 F

livebaseballscorecards.com

AB	36
R	2
H	11
RBI	2
BB	2
SO	7
LOB	18

BOTTOM

Batter	1	2	3	4	5	6	7	8	9	AB	R	H	RBI	BB	SO	LOB
27 Chris Denorfia, R (1, 9) OBP: 0.348, SLG: 0.409	B B B C F F X 3-2 ① G6-3			B C F F B F B X 3-2 ① G6-3		C B X 1-1 ① G6-3	P 1 SAFE 1 SAFE B C X 2-1 ③ P5 1-2		B F C B B X 2-2 1-2 2-H 3-H 1B	5	0	1	2	0	0	1
Adam Dunn, L (1, 7) OBP: 0.372, SLG: 0.555	B F F B B F S 3-3 ② K			F B X 1-1 1B 1B		X 0-0 ② G4-3		F X 0-1 ① F9		4	0	1	0	0	1	0
Ken Griffey Jr., L (1, 8) OBP: 0.307, SLG: 0.526	X 0-0 ③ G3-1			X 0-0 G6-4-3 1-2 1B		T B F B B F B 4-2 1B 2B BB		H 1-0 G1-6-3 HBP		2	1	1	0	1	0	0
Rich Aurilia, R (1, 5) OBP: 0.327, SLG: 0.487		B B X 2-0 ① G4-3		X 0-0 ② ③ G6-4-3 1-2f		B X 1-0 2B 1-2 1B		C X 0-1 ② ③ G1-6-3 1-2f		4	0	1	0	0	0	3
Scott Hatteberg, L (1, 3) OBP: 0.407, SLG: 0.482		C X 0-1 ② L6			B C F B X 2-2 4 G6-3 1B	B X 1-0 1-3 2-H 2B			C C S 0-3 ① K	4	0	2	1	0	1	0
4 Brandon Phillips, R (1, 4) OBP: 0.349, SLG: 0.423		B B F F B X 3-2 ③ G6-3			X 0-0 ① G6-3 1-2	D X 1-0 ③ G6-3			B S C B B F B 4-2 12 HBP S 27 1B BB	3	1	0	0	1	0	3
Royce Clayton, R (1, 6) OBP: 0.315, SLG: 0.346			C X 0-1 CS 1B		C X 0-1 ② F8		F S 0-3 ① K		C B F S 1-3 ② K 1-2	4	0	1	0	0	2	2
Jason LaRue, R (1, 2) OBP: 0.318, SLG: 0.315 Dewayne Wise, L (9, PR)			C S S 0-3 ① ② K 1-2		I I I I 4-0 61 FC6-4 IBB		B X 1-0 ② G5-3		C B F H 2-2 12 HBP 27 1B HBP	2 0	0 1	0 0	0 0	1 0	1 0	1 0
61 Bronson Arroyo, R (1, 1) OBP: 0.200, SLG: 0.298 6 Ryan Freel, R (7, PH) OBP: 0.384, SLG: 0.438 Kent Mercker, L (8, 1) Gary Majewski, R (8, 1) 45 Bill Bray, L (9, 1) 12 Edwin Encarnación, R (9, PH) OBP: 0.371, SLG: 0.477			X 0-0 ③ G6-3		L D B F X 2-2 ③ FC6-4 1-2f		C B B B B 4-1 27 S BB		C D C H 2-2 1-2 2-3 27 1B HBP	2 0 0 0 0 0 0	0 0 0 0 0 0 0	0 0 0 0 1 0 0	0 0 0 0 0 0 0	0 0 0 0 0 0 0	0 0 0 0 0 0 0	2 0 0 0 0 0 0

Inning Stats	1	2	3	4	5	6	7	8	9
	R: 0 E: 0 K: 1 S: 9	R: 0 E: 0 K: 0 S: 6	R: 0 E: 0 K: 1 S: 6	R: 0 E: 0 K: 0 S: 9	R: 0 E: 0 K: 0 S: 9	R: 1 E: 0 K: 0 S: 9	R: 0 E: 0 K: 1 S: 8	R: 0 E: 0 K: 0 S: 4	R: 2 E: 0 K: 2 S: 16
	H: 0 LOB: 0 BB: 0 P: 15	H: 0 LOB: 0 BB: 0 P: 11	H: 1 LOB: 0 BB: 0 P: 6	H: 2 LOB: 1 BB: 0 P: 13	H: 1 LOB: 2 BB: 1 P: 17	H: 2 LOB: 2 BB: 1 P: 17	H: 0 LOB: 1 BB: 1 P: 14	H: 0 LOB: 0 BB: 0 P: 5	H: 1 LOB: 2 BB: 1 P: 27

1B: 6	SF: 0	WP: 0	PA: 37
2B: 1	SAC: 0	PB: 0	
3B: 0	DP: 2	SB: 2	
HR: 0	HBP: 3	CS: 1	

PITCHER		IP	WLS	BF	H	R	ER	SO	BB	IBB	HBP	BLK	WP	HR	S	P	ERA	WHIP
28 Aaron Cook, R ERA: 3.59	(1, 1)	7.0		28	6	1	1	3	2	1	0	0	0	0	56	93	1.29	1.143
39 Tom Martin, L ERA: 4.04	(8, 1)	0.1	H	2	0	0	0	0	0	0	1	0	0	0	2	3	0.00	0.000
Jose Mesa, R ERA: 2.93	(8, 1)	0.2	H	1	0	0	0	0	0	0	0	0	0	0	2	2	0.00	0.000
40 Brian Fuentes, L ERA: 4.33	(9, 1)	0.2	L	6	1	2	2	2	1	0	2	0	0	0	16	27	27.00	3.000

PITCHER		IP	WLS	BF	H	R	ER	SO	BB	IBB	HBP	BLK	WP	HR	S	P	ERA	WHIP

Colorado Rockies @ Cincinnati Reds
Great American Ball Park, Cincinnati, OH
Sat Jul 15 2006, 6:10 PM EDT
Att. 35,395 - Partly Cloudy - 92 F

livebaseballscorecards.com

AB	30
R	3
H	7
RBI	3
BB	4
SO	5
LOB	12

TOP

Batter	1	2	3	4	5	6	7	8	9	AB	R	H	RBI	BB	SO	LOB
Jamey Carroll, R (1, 4) OBP: 0.393, SLG: 0.431	BBBCB 4-1 17 2B BB	BCBCX 2-2 ③ 2-H 1B			CX 0-1 ② G6-3		CBBFBX 3-2 2B		CCBBBX 3-2 ② L8	4	1	2	0	1	0	0
12 Clint Barmes, R (1, 6) OBP: 0.256, SLG: 0.340	CX 0-1 ① B3		CFX 0-2 ① P6		FFX 0-2 1B		SSFBFX 1-2 ② G5-3		CFFX 0-2 HR	5	1	2	1	0	0	2
17 Todd Helton, L (1, 3) OBP: 0.416, SLG: 0.491	B 1 SAFE 1 SAFE X 1-0 1-H 2B		CBX 1-1 ② G3-1		BIFBX 2-1 ③ L5		IIII 4-0 IBB		BCX 1-1 ③ G4-3	4	0	1	1	1	0	1
27 Garrett Atkins, R (1, 5) OBP: 0.385, SLG: 0.495	H 1-0 HBP		BBBFX 3-1 ③ F8			CFFBFX 1-2 ① G5-3	BBX 2-0 ③ F8			3	0	0	0	0	0	2
11 Brad Hawpe, L (1, 9) OBP: 0.394, SLG: 0.551	X 0-0 ② P6			CSBS 1-3 ① K2-3		BX 1-0 1B 8 E 1B		FBBCBFX 3-2 FC3-6 1B		4	1	2	0	0	1	2
Jorge Piedra, L (1, 7) OBP: 0.227, SLG: 0.465 Choo Freeman, R (7, 7) OBP: 0.291, SLG: 0.330	CBSFFX 1-2 ③ G3-1			BFBCX 2-2 HR		BFX 1-1 18 G5-3 8 E 1-3 1B		1 SAFE BFLFLX 1-2 ① FC3-6 8 G5-3 1-2f		3 1	1 0	2 0	1 0	0 0	0 0	2 1
8 Yorvit Torrealba, R (1, 2) OBP: 0.286, SLG: 0.361		CBCC 1-3 ① K		CBCBFBFSS 3-3 ② K		CSFX 0-2 E4 1-2 3-H	CX 0-1 ② G5-3 1-2			4	0	0	1	0	2	2
18 Cory Sullivan, L (1, 8) OBP: 0.315, SLG: 0.410	FFBX 1-2 37 SH1-4 1B 1B			SBFX 1-2 ③ G5-3		BSX 1-1 ②③ G5-3 2-3f	ST 0-2 ③ K			4	0	1	0	0	1	3
37 Josh Fogg, R (1, 1) OBP: 0.147, SLG: 0.033 39 Tom Martin, L (8, 1) Jose Mesa, R (8, 1) Luis Gonzalez, R (9, PH) OBP: 0.259, SLG: 0.370	BBL 1 SAFE LX 2-2 ② SH1-4 1-2				CSFBBC 2-3 ① K		CBFL 1-3 ① K		CBFS 1-3 ① K	2 0 0 1	0 0 0 0	0 0 0 0	0 0 0 0	2 0 0 1	0 0 0 0	0 0 0 0
Inning Stats	R: 1 E: 0 K: 0 S: 10 H: 1 LOB: 2 BB: 1 P: 17	R: 0 E: 0 K: 1 S: 12 H: 2 LOB: 2 BB: 0 P: 18	R: 0 E: 0 K: 0 S: 7 H: 0 LOB: 0 BB: 0 P: 11	R: 1 E: 0 K: 2 S: 14 H: 1 LOB: 0 BB: 0 P: 21	R: 0 E: 0 K: 1 S: 11 H: 1 LOB: 1 BB: 0 P: 15	R: 1 E: 1 K: 0 S: 14 H: 2 LOB: 1 BB: 0 P: 18	R: 0 E: 0 K: 1 S: 12 H: 1 LOB: 2 BB: 1 P: 23	R: 0 E: 0 K: 1 S: 12 H: 1 LOB: 1 BB: 0 P: 16	R: 1 E: 0 K: 1 S: 12 H: 1 LOB: 0 BB: 0 P: 17	1B: 6 2B: 2 3B: 0 HR: 2	SF: 0 SAC: 1 DP: 1 HBP: 1			WP: 0 PB: 0 SB: 0 CS: 0		PA: 39

Colorado Rockies @ Cincinnati Reds
Great American Ball Park, Cincinnati, OH
Sun Jul 16 2006, 1:15 PM EDT
Att. 27,042 - Partly Cloudy - 91 F

livebaseballscorecards.com

AB	35
R	4
H	10
RBI	4
BB	2
SO	7
LOB	15

PITCHER		IP	WLS	BF	H	R	ER	SO	BB	IBB	HBP	BLK	WP	HR	S	P	ERA	WHIP
54 Elizardo Ramirez, R ERA: 4.16	(1, 1)	6.0		26	7	3	3	4	1	0	1	0	0	1	68	100	4.50	1.333
25 David Weathers, R ERA: 4.85	(7, 1)	1.0		5	1	0	0	1	0	1	0	0	0	0	12	23	0.00	1.000
56 Todd Coffey, R ERA: 3.38	(8, 1)	1.0	W	4	1	0	0	1	0	0	0	0	0	0	12	16	0.00	1.000
Eddie Guardado, L ERA: 5.06	(9, 1)	1.0	S	4	1	1	1	1	0	0	0	0	0	1	12	17	9.00	1.000

BOTTOM

Batter	1	2	3	4	5	6	7	8	9	AB	R	H	RBI	BB	SO	LOB
Dewayne Wise, L (1, 9)	CX 0-1 ① G4-3		CBX 1-1 ② F7		CFX 0-2 ② G6-3		BSBSS 2-3 ③ K	FX 0-1 ③ G4-3		5	0	0	0	0	1	1
Adam Dunn, L (1, 7) OBP: 0.376, SLG: 0.565	BBCFS 2-3 ② K		X 0-0 1B		FSBBBB 4-2 BB			X 0-0 HR		3	1	2	1	1	1	0
Ken Griffey Jr., L (1, 8) OBP: 0.306, SLG: 0.521	CFBC 1-3 ③ K		BBFF 1 SAFE FF 1 SAFE S 2-3 ③ K		FX 0-1 ③ G1-3			BBCBX 3-1 SH1-3 12 1B 1B 1B		4	1	1	0	0	2	2
12 Edwin Encarnación, R (1, 5) OBP: 0.377, SLG: 0.480		H 1-0 1B HBP		BBX 2-0 1B 4 SF9 1B		FBBX 2-1 ① G5-3		BX 1-0 SH1-3 1-2 1B 1B		3	2	2	0	0	0	0
Scott Hatteberg, L (1, 3) OBP: 0.409, SLG: 0.484		X 0-0 1-2 1B		CBBX 2-1 ① L9		CBCFBBFX 3-2 1B		X 0-0 ① SH1-3 1-2 2-3		3	0	2	0	0	0	1
Javier Valentin, S (1, 2) OBP: 0.287, SLG: 0.328		X 0-0 ① F8		BBT 1 SAFE FBX 3-2 1-3 1B		FBX 1-1 ② F9		IIII 4-0 1B E IBB		3	1	1	0	1	0	3
4 Brandon Phillips, R (1, 4) OBP: 0.345, SLG: 0.419		BFFC 1-3 ② K		BBBCCX 3-2 ② SF9 3-H		CBBBX 3-1 ③ F8		DBCX 2-1 ② L9		3	0	0	1	0	1	6
9 Juan Castro, R (1, 6) OBP: 0.269, SLG: 0.356 Rich Aurilia, R (8, PH) OBP: 0.329, SLG: 0.489 Eddie Guardado, R (9, 1)		X 0-0 ③ G3		X 0-0 ③ L5			CFFBX 1-2 ① F7	BX 1-0 1-2 2-H 3-H E 1B		3 1 0	0 1 0	0 1 0	0 2 0	0 0 0	0 0 0	3 0 0
54 Elizardo Ramirez, S (1, 1) OBP: 0.136, SLG: 0.136 25 David Weathers, R (7, 1) 6 Ryan Freel, R (7, PH) OBP: 0.382, SLG: 0.436 56 Todd Coffey, R (8, 1) Royce Clayton, R (8, PH) OBP: 0.317, SLG: 0.351 (9, 6)			CCBFX 1-2 ① G4-3		BCBX 2-1 ① L9		CFBBX 2-2 ② F7	BX 1-0 1-H 2-H E5 2B		2 0 1 0 1	0 0 0 0 0	0 0 0 0 1	0 0 0 0 2	0 0 0 0 0	0 0 0 0 0	0 0 0 0 0
Inning Stats	R: 0 E: 0 K: 2 S: 8 H: 0 LOB: 0 BB: 0 P: 11	R: 0 E: 0 K: 1 S: 6 H: 1 LOB: 2 BB: 0 P: 8	R: 0 E: 0 K: 1 S: 11 H: 1 LOB: 1 BB: 0 P: 15	R: 1 E: 0 K: 0 S: 10 H: 2 LOB: 1 BB: 0 P: 20	R: 0 E: 0 K: 0 S: 9 H: 0 LOB: 1 BB: 1 P: 15	R: 0 E: 0 K: 1 S: 11 H: 1 LOB: 1 BB: 0 P: 20	R: 0 E: 0 K: 1 S: 10 H: 0 LOB: 0 BB: 0 P: 15	R: 5 E: 1 K: 0 S: 11 H: 5 LOB: 1 BB: 1 P: 23		1B: 8 2B: 1 3B: 0 HR: 1	SF: 1 SAC: 1 DP: 0 HBP: 1			WP: 0 PB: 0 SB: 0 CS: 0		PA: 37

livebaseballscorecards.com

AB	32
R	6
H	10
RBI	6
BB	2
SO	5
LOB	16

PITCHER		IP	WLS	BF	H	R	ER	SO	BB	IBB	HBP	BLK	WP	HR	S	P	ERA	WHIP
37 Josh Fogg, R ERA: 4.23	(1, 1)	7.0		28	5	1	1	5	1	0	1	0	0	0	65	104	1.29	0.857
39 Tom Martin, L ERA: 4.54	(8, 1)	0.0		2	2	2	2	0	0	0	0	0	0	1	3	6	∞	∞
Jose Mesa, R ERA: 3.48	(8, 1)	1.0	L	7	3	3	3	0	0	1	0	0	0	0	8	17	27.00	3.000

New York Mets @ Cincinnati Reds

Great American Ball Park, Cincinnati, OH

Tue Jul 18 2006, 7:10 PM EDT

Att. 27,138 - Overcast - 73 F

livebaseballscorecards.com

TOP

Batter	1	2	3	4	5	6	7	8	9	AB	R	H	RBI	BB	SO	LOB
7 José Reyes, S (1, 6) OBP: 0.355, SLG: 0.476	C F F B F F X 1-2 P5 ①		C X 0-1 F8 ③			B B F B B B 4-1 16 2B BB	F D F X 1-2 G2-3 ②		X 0-0 FC6-4 16 G4-3 ① 1-2f 15 2B	4	2	0	0	1	0	3
16 Paul Lo Duca, R (1, 2) OBP: 0.341, SLG: 0.405	B C B S F F X 2-2 F7 ②			B C B X 2-1 F7 ①		X 0-0 1-H 2B	B B B D 4-0 15 HR BB		C B X 1-1 G4-3 ② 1-2	4	1	1	1	1	0	1
15 Carlos Beltrán, S (1, 8) OBP: 0.388, SLG: 0.615	B B C X 2-1 P4 ③			B B C F B F F B 4-2 BB		C X 0-1 G6-3 ①	S X 0-1 1-H 2-H 3-H HR		C B B D X 3-1 2-H 2B	4	1	2	5	1	0	1
21 Carlos Delgado, L (1, 3) OBP: 0.338, SLG: 0.498		C S B B S 1-3 K ①		C X 0-1 F8 ②		C B B B S S 2-3 K ②	C X 0-1 F8 ③		S B X 1-1 G4-3 ③	5	0	0	0	0	2	3
5 David Wright, R (1, 5) OBP: 0.390, SLG: 0.578		C B B T F B X 3-2 F8 ②		B B X 2-0 F9 ③		I I I I 4-0 IBB		C B B F B F B 4-2 G6-3 BB		2	0	0	0	2	0	1
Cliff Floyd, L (1, 7) OBP: 0.347, SLG: 0.439		B C X 1-1 G3-1 ③			X 0-0 F8 ①	X 0-0 F9 ③		C S C 0-3 K ①		4	0	0	0	0	1	3
Xavier Nady, R (1, 9) OBP: 0.326, SLG: 0.485 50 Duaner Sanchez, R (8, 1) 13 Billy Wagner, L (9, 1)			B X 1-0 HR		B B X 2-0 G5-3 ②		C S X 0-2 SH5-4 22 1B 15 HR 1B	B S X 1-1 1-2 G6-3 ②		4 0 0	2 0 0	2 0 0	1 0 0	0 0 0	0 0 0	1 0 0
22 Jose Valentin, S (1, 4) OBP: 0.329, SLG: 0.542			X 0-0 P4 ①		C B B B X 3-1 HR		1 SAFE X 0-0 1-2 SH5-4 15 HR 1B	C B F B S 2-3 K ③		4	2	2	1	0	1	1
34 Mike Pelfrey, R (1, 1) Eli Marrero, R (7, PH) OBP: 0.343, SLG: 0.471 Chad Bradford, R (7, 1) 25 Pedro Feliciano, L (7, 1) 10 Endy Chavez, L (8, 9) OBP: 0.325, SLG: 0.412			B C S X 1-2 G1-3 ②		C F B S 1-3 K ③		C X 0-1 SH5-4 ① 1-2 2-3		C X 0-1 7 FC6-4 1B	2 0 0 0 1	0 0 0 0 0	0 0 0 0 1	0 0 0 0 0	1 0 0 0 0	0 0 0 0 0	0 0 0 0 0
Inning Stats	R: 0 E: 0 K: 0 S: 13 H: 0 LOB: 0 BB: 0 P: 18	R: 0 E: 0 K: 1 S: 9 H: 0 LOB: 0 BB: 0 P: 14	R: 1 E: 0 K: 0 S: 7 H: 1 LOB: 0 BB: 0 P: 9	R: 0 E: 0 K: 0 S: 9 H: 0 LOB: 1 BB: 1 P: 17	R: 1 E: 0 K: 1 S: 7 H: 1 LOB: 0 BB: 0 P: 13	R: 1 E: 0 K: 1 S: 8 H: 1 LOB: 2 BB: 2 P: 18	R: 4 E: 0 K: 0 S: 13 H: 3 LOB: 0 BB: 1 P: 18	R: 0 E: 0 K: 2 S: 11 H: 0 LOB: 1 BB: 1 P: 18	R: 1 E: 0 K: 0 S: 9 H: 2 LOB: 1 BB: 0 P: 14	1B: 3 2B: 2 3B: 0 HR: 3		SF: 0 SAC: 1 DP: 0 HBP: 0		WP: 0 PB: 0 SB: 0 CS: 0	PA: 40	

PITCHER		IP	WLS	BF	H	R	ER	SO	BB	IBB	HBP	BLK	WP	HR	S	P	ERA	WHIP
22 Eric Milton, L ERA: 5.48	(1, 1)	7.0	L	31	6	7	7	3	3	1	0	0	0	3	66	107	9.00	1.286
Jason Standridge, R ERA: 7.04	(8, 1)	1.0		4	0	0	0	2	1	0	0	0	0	0	11	18	0.00	1.000
45 Bill Bray, L ERA: 3.96	(9, 1)	1.0		5	2	1	1	0	0	0	0	0	0	0	9	14	9.00	2.000

BOTTOM

Batter	1	2	3	4	5	6	7	8	9	AB	R	H	RBI	BB	SO	LOB
27 Chris Denorfia, R (1, 9) OBP: 0.357, SLG: 0.385	C B B B S X 3-2 G4-3 ①		C S C 0-3 K ①		B X 1-0 1-2 1B		S C X 0-2 1-2 G1-3 ②		C S B B B B 4-2 BB	4	0	1	0	1	1	1
Adam Dunn, L (1, 7) OBP: 0.378, SLG: 0.564	B C B B S X 3-2 G6-3 1B		B B B C B 4-1 G6-5-3 BB		C B B B F S 3-3 K ③		C X 0-1 2-H 1B		C C B T 1-2 K ②	4	0	2	1	1	2	3
Ken Griffey Jr., L (1, 8) OBP: 0.301, SLG: 0.511	X 0-0 G6-3 ② ③ 1-2f		B C B F X 2-2 G6-5-3 ② ③ 1-2f			X 0-0 F8 ①	B L C B S 2-3 K ③		B B X 2-0 F8 ③	5	0	0	0	0	1	4
Rich Aurilia, R (1, 5) OBP: 0.336, SLG: 0.498		C B B F X 2-2 G6-4-3 1B		C B X 1-1 G6-3 ①		B B C X 2-1 1B WP 4 G4-3 1B		B C B X 2-1 2B		4	1	3	0	0	0	0
Scott Hatteberg, L (1, 3) OBP: 0.407, SLG: 0.481	C X 0-1 G6-4-3 ① ② 1-2f			B X 1-0 G3 ②		C B B B F X 3-2 4 G4-3 1-3 1B 1B		B B C B X 3-1 F7 ①		4	1	1	0	0	0	2
4 Brandon Phillips, R (1, 4) OBP: 0.340, SLG: 0.413	C F B X 1-2 E6 1B			C C B X 1-2 G4-3 ③		D C B B F X 3-2 G4-3 ② 1-2 3-H		B S S S 1-3 K ②		4	0	0	1	0	1	2
Royce Clayton, R (1, 6) OBP: 0.322, SLG: 0.354	1 SAFE B L 1 SAFE 1 SAFE B X 2-1 S 1-3 1B				B X 1-0 G5-3 ①	B B F X 2-1 2-H 1B ③		B F F F B F B B 4-2 BB		3	0	2	1	1	0	0
Jason LaRue, R (1, 2) OBP: 0.323, SLG: 0.310	C B 1 SAFE D B B 4-1 1-2 BB				F B C B B B 4-2 27 1B BB		B B X 2-0 G5-3 ①	X 0-0 G3-4-3 ③		2	0	0	0	2	0	2
22 Eric Milton, L (1, 1) OBP: 0.188, SLG: 0.313 Dewayne Wise, L (7, PH) OBP: 0.100, SLG: 0.100 Jason Standridge, R (8, 1) 45 Bill Bray, L (9, 1) 6 Ryan Freel, R (9, PH) OBP: 0.381, SLG: 0.434		C X 0-1 L7 ③			M L B S 1-3 K ②		C B S B F X 2-2 27 G1-3 1B 1B		C B B B F X 3-2 G6-3 ①	2 1 0 0 1	0 1 0 0 0	0 1 0 0 0	0 0 0 0 0	1 0 0 0 0	4 0 0 0 0	
Inning Stats	R: 0 E: 0 K: 0 S: 7 H: 1 LOB: 0 BB: 0 P: 13	R: 0 E: 1 K: 0 S: 13 H: 2 LOB: 3 BB: 1 P: 22	R: 0 E: 0 K: 1 S: 7 H: 0 LOB: 0 BB: 1 P: 13	R: 0 E: 0 K: 0 S: 6 H: 0 LOB: 0 BB: 0 P: 9	R: 0 E: 0 K: 2 S: 10 H: 1 LOB: 2 BB: 1 P: 20	R: 2 E: 0 K: 0 S: 11 H: 3 LOB: 1 BB: 0 P: 21	R: 1 E: 0 K: 1 S: 13 H: 2 LOB: 0 BB: 0 P: 19	R: 0 E: 0 K: 1 S: 12 H: 1 LOB: 2 BB: 1 P: 22	R: 0 E: 0 K: 1 S: 9 H: 0 LOB: 1 BB: 1 P: 19	1B: 9 2B: 1 3B: 0 HR: 0		SF: 0 SAC: 0 DP: 3 HBP: 0		WP: 1 PB: 0 SB: 1 CS: 0	PA: 39	

PITCHER		IP	WLS	BF	H	R	ER	SO	BB	IBB	HBP	BLK	WP	HR	S	P	ERA	WHIP
34 Mike Pelfrey, R ERA: 3.27	(1, 1)	6.0	W	25	7	2	2	3	3	0	0	0	1	0	54	98	3.00	1.667
Chad Bradford, R ERA: 3.79	(7, 1)	0.2		3	1	1	0	0	0	0	0	0	0	0	8	12	0.00	1.500
25 Pedro Feliciano, L ERA: 2.19	(7, 1)	0.2		4	2	0	0	1	0	0	0	0	0	0	9	16	0.00	3.000
50 Duaner Sanchez, R ERA: 2.32	(8, 1)	0.2		3	0	0	0	1	1	0	0	0	0	0	8	13	0.00	1.500
13 Billy Wagner, L ERA: 2.53	(9, 1)	1.0		4	0	0	0	1	1	0	0	0	0	0	9	19	0.00	1.000

Batter	1	2	3	4	5	6	7	8	9	AB	R	H	RBI	BB	SO	LOB
7 José Reyes, S (1, 6) OBP: 0.356, SLG: 0.475	B1	15 F9 16 S 2-H 3-H 1B		1B			L9		F9	5	0	2	2	0	0	0
16 Paul Lo Duca, R (1, 2) OBP: 0.342, SLG: 0.403	15 2B 5 1B 1B	1-2 BB			F8		L4		G5-3	4	1	1	0	1	0	0
15 Carlos Beltrán, S (1, 8) OBP: 0.386, SLG: 0.613	5 1B 1-3 2B	F9 2-3			G3		G5-3			4	1	1	0	0	0	2
21 Carlos Delgado, L (1, 3) OBP: 0.337, SLG: 0.498	K	K			G4-3			2B		4	0	1	0	0	2	4
5 David Wright, R (1, 5) OBP: 0.391, SLG: 0.576	2-H 3-H 1B		G5-3			G3-6-4 BB		K		3	0	1	2	1	1	1
Cliff Floyd, L (1, 7) OBP: 0.346, SLG: 0.434	P4		G3			G3-6-4 1-2f		BB		3	0	0	0	1	0	2
22 Jose Valentin, S (1, 4) OBP: 0.332, SLG: 0.537		SH3-4 HBP 7 1B BB	G4-3			BB		K		2	1	0	0	2	1	2
Xavier Nady, R (1, 9) OBP: 0.328, SLG: 0.481		1-2 SH3-4 7 1B HBP		F8		10 FC6-4 1-2 BB		F8		2	1	0	0	1	0	2
Steve Trachsel, R (1, 1) OBP: 0.212, SLG: 0.267		SH3-4 1-2 2-3		G4-3		FC6-4 1-2f			K	1	0	0	0	0	0	0
Darren Oliver, R (4, 1) OBP: 0.250, SLG: 0.273										0	0	0	0	0	0	0
10 Endy Chavez, L (6, PH) OBP: 0.323, SLG: 0.410										1	0	0	0	0	0	2
Aaron Heilman, R (6, 1)										0	0	0	0	0	0	0
50 Duaner Sanchez, R (8, 1)										0	0	0	0	0	0	0
Julio Franco, R (9, PH) OBP: 0.323, SLG: 0.391										1	0	0	0	0	1	0
Inning Stats	R: 2 E: 0 K: 1 S: 13 H: 3 LOB: 1 BB: 0 P: 22	R: 2 E: 0 K: 1 S: 15 H: 1 LOB: 2 BB: 2 P: 29	R: 0 E: 0 K: 0 S: 5 H: 0 LOB: 0 BB: 0 P: 6	R: 0 E: 0 K: 0 S: 6 H: 1 LOB: 1 BB: 0 P: 7	R: 0 E: 0 K: 0 S: 5 H: 0 LOB: 0 BB: 0 P: 8	R: 0 E: 0 K: 0 S: 8 H: 0 LOB: 2 BB: 3 P: 20	R: 0 E: 0 K: 0 S: 5 H: 0 LOB: 0 BB: 0 P: 9	R: 0 E: 0 K: 2 S: 13 H: 1 LOB: 2 BB: 1 P: 23	R: 0 E: 0 K: 1 S: 7 H: 0 LOB: 0 BB: 0 P: 9	1B: 4 2B: 2 3B: 0 HR: 0 SF: 0 SAC: 1 DP: 1 HBP: 1						

PITCHER		IP	WLS	BF	H	R	ER	SO	BB	IBB	HBP	BLK	WP	HR	S	P	ERA	WHIP
39 Aaron Harang, R ERA: 3.72	(1, 1)	2.0		13	4	4	4	2	2	0	1	0	0	0	28	51	18.00	3.000
Jason Standridge, R ERA: 5.59	(3, 1)	2.0		6	1	0	0	0	0	0	0	0	0	0	11	13	0.00	0.500
25 David Weathers, R ERA: 4.63	(5, 1)	2.0		8	0	0	0	0	3	0	0	0	0	0	13	28	0.00	1.500
Kent Mercker, L ERA: 4.56	(7, 1)	1.0		3	0	0	0	0	0	0	0	0	0	0	5	9	0.00	0.000
45 Bill Bray, L ERA: 3.86	(8, 1)	0.2		4	1	0	0	2	1	0	0	0	0	0	8	15	0.00	3.000
56 Todd Coffey, R ERA: 3.35	(8, 1)	0.1	W	1	0	0	0	0	0	0	0	0	0	0	5	8	0.00	0.000
Eddie Guardado, L ERA: 4.88	(9, 1)	1.0	S	3	0	0	0	1	0	0	0	0	0	0	7	9	0.00	0.000

TOP

New York Mets @ Cincinnati Reds
Great American Ball Park, Cincinnati, OH
Wed Jul 19 2006, 7:10 PM EDT
Att. 26,300 - Overcast - 91 F

livebaseballscorecards.com

AB	30
R	4
H	6
RBI	4
BB	6
SO	5
LOB	15

Batter	1	2	3	4	5	6	7	8	9	AB	R	H	RBI	BB	SO	LOB
6 Ryan Freel, R (1, 9) OBP: 0.381, SLG: 0.431	F8 1B	L7		BB	K			K		4	0	1	0	1	2	1
Adam Dunn, L (1, 7) OBP: 0.379, SLG: 0.559	F8 1-2	FC6-4 BB	P5			G4-5-3 BB		G4-3		3	0	0	0	2	0	4
Eddie Guardado, R (9, 1)										0	0	0	0	0	0	0
Ken Griffey Jr., L (1, 8) OBP: 0.297, SLG: 0.504	G6-3		F7	L9			G4-5-3 1-2f			4	0	0	0	0	0	4
Rich Aurilia, R (1, 5) OBP: 0.335, SLG: 0.506		K	FC6-4 1-2f		HR		L4			4	1	1	1	0	1	1
Scott Hatteberg, L (1, 3) OBP: 0.412, SLG: 0.489		4 FC6-4 1B		4 1B 2B	G3			FC6 4 G3 2B 1B		4	2	3	0	0	0	0
4 Brandon Phillips, R (1, 4) OBP: 0.339, SLG: 0.411	FC6-4 BB BB 1-2f			S 12 1B 2-H 1B	P3			1 SAFE G3 1-2		4	1	1	1	0	0	2
Royce Clayton, R (1, 6) OBP: 0.324, SLG: 0.354	1 SAFE BB 1-2 BB			S 12 1B 1-2 1B	G4-3			FC6 2B 2-3		3	2	1	0	1	0	1
Jason LaRue, R (1, 2) OBP: 0.327, SLG: 0.318	BB 1-2 2-3 BB			K 1-2 2-3		K		1 SAFE 1-H 3-H 1B 2B		3	1	1	2	1	2	2
39 Aaron Harang, R (1, 1) OBP: 0.212, SLG: 0.267										0	0	0	0	0	0	0
Dewayne Wise, L (2, PH) OBP: 0.000, SLG: 0.000										1	0	0	0	0	0	3
Jason Standridge, R (3, 1)										0	0	0	0	0	0	0
12 Edwin Encarnación, R (4, PH) OBP: 0.250, SLG: 0.462										1	0	1	2	0	0	0
25 David Weathers, R (5, 1)										0	0	0	0	0	0	0
9 Juan Castro, R (6, PH) OBP: 0.000, SLG: 0.000										1	0	0	0	0	0	0
Kent Mercker, L (7, 1)										0	0	0	0	0	0	0
45 Bill Bray, L (8, 1)										0	0	0	0	0	0	0
56 Todd Coffey, R (8, 1)										0	0	0	0	0	0	0
Javier Valentin, S (8, PH) OBP: 0.250, SLG: 0.333										1	0	0	0	0	0	0
27 Chris Denorfia, R (9, 7) OBP: 0.000, SLG: 0.000										0	0	0	0	0	0	0
Inning Stats	R: 0 E: 0 K: 0 S: 8 H: 1 LOB: 0 BB: 0 P: 12	R: 0 E: 0 K: 1 S: 13 H: 1 LOB: 3 BB: 2 P: 24	R: 0 E: 0 K: 0 S: 7 H: 0 LOB: 1 BB: 1 P: 12	R: 3 E: 0 K: 1 S: 18 H: 4 LOB: 2 BB: 1 P: 30	R: 1 E: 0 K: 0 S: 12 H: 1 LOB: 0 BB: 0 P: 17	R: 0 E: 0 K: 2 S: 7 H: 0 LOB: 0 BB: 0 P: 10	R: 0 E: 0 K: 0 S: 7 H: 0 LOB: 0 BB: 1 P: 14	R: 3 E: 0 K: 1 S: 16 H: 3 LOB: 1 BB: 0 P: 24		1B: 7 2B: 2 3B: 0 HR: 1 SF: 0 SAC: 0 DP: 1 HBP: 0						

PITCHER		IP	WLS	BF	H	R	ER	SO	BB	IBB	HBP	BLK	WP	HR	S	P	ERA	WHIP
Steve Trachsel, R ERA: 4.68	(1, 1)	3.1		19	6	3	3	2	4	0	0	0	0	0	38	66	8.10	3.000
Darren Oliver, L ERA: 2.15	(4, 1)	1.2		6	1	1	1	0	0	0	0	0	0	1	20	29	5.40	0.600
Aaron Heilman, R ERA: 4.36	(6, 1)	2.0		6	0	0	0	2	1	0	0	0	0	0	14	24	0.00	0.500
50 Duaner Sanchez, R ERA: 2.81	(8, 1)	1.0	L	7	3	3	3	1	0	0	0	0	0	0	16	24	27.00	3.000

BOTTOM

New York Mets @ Cincinnati Reds
Great American Ball Park, Cincinnati, OH
Wed Jul 19 2006, 7:10 PM EDT
Att. 26,300 - Overcast - 91 F

livebaseballscorecards.com

AB	33
R	7
H	10
RBI	7
BB	5
SO	5
LOB	18

Batter	1	2	3	4	5	6	7	8	9	10	AB	R	H	RBI	BB	SO	LOB
7 José Reyes, S (1, 6) OBP: 0.352, SLG: 0.469	F9		F9		F9			F9		K	5	0	0	0	0	1	2
10 Endy Chavez, L (1, 9) OBP: 0.325, SLG: 0.415	F7		F8		L8			1B		15 2B 2-H 2B	5	1	2	1	0	0	1
15 Carlos Beltrán, S (1, 8) OBP: 0.384, SLG: 0.610	G4-3			F7		K		K		F B F X 2-2 2-H 2B	5	0	1	1	0	2	1
21 Carlos Delgado, L (1, 3) OBP: 0.335, SLG: 0.503		K		HR		K			F8	G4-3	5	1	1	1	0	2	1
5 David Wright, R (1, 5) OBP: 0.389, SLG: 0.575		F9		K		K			2B		4	0	1	0	0	2	0
Cliff Floyd, L (1, 7) OBP: 0.348, SLG: 0.448		HR		22 1B			G3		K		4	1	2	1	0	1	1
22 Jose Valentin, S (1, 4) OBP: 0.330, SLG: 0.531		L9		1-3 1B			F8		G6-3		4	0	1	0	0	0	1
11 Ramon Castro, R (1, 2) OBP: 0.331, SLG: 0.378			G6-3	K			P3			G4-3	4	0	0	0	0	1	2
Tom Glavine, L (1, 1) OBP: 0.333, SLG: 0.242 Chad Bradford, R (7, 1) Julio Franco, R (8, PH) OBP: 0.320, SLG: 0.387 Aaron Heilman, R (8, 1) 25 Pedro Feliciano, L (9, 1) Xavier Nady, R (10, PH) OBP: 0.331, SLG: 0.487 13 Billy Wagner, L (10, 1)			1B		F7			K		10 2B	2 0 1 0 0 0 0 1 1	0 0 0 0 0 0 0 1 0	1 0 0 0 0 0 0 1 0	0 0 0 0 0 0 0 0 0	0 0 0 0 0 0 0 0 0	0 0 1 0 0 0 0 0 0	0 0 0 0 0 0 0 0 0
Inning Stats	R: 0 E: 0 K: 0 S: 6 H: 0 LOB: 0 BB: 0 P: 8	R: 1 E: 0 K: 1 S: 13 H: 1 LOB: 0 BB: 0 P: 19	R: 0 E: 0 K: 0 S: 9 H: 1 LOB: 1 BB: 0 P: 12	R: 1 E: 0 K: 2 S: 15 H: 3 LOB: 2 BB: 0 P: 22	R: 0 E: 0 K: 0 S: 10 H: 0 LOB: 0 BB: 0 P: 15	R: 0 E: 0 K: 3 S: 9 H: 0 LOB: 0 BB: 0 P: 11	R: 0 E: 0 K: 0 S: 7 H: 0 LOB: 0 BB: 0 P: 9	R: 0 E: 0 K: 2 S: 11 H: 1 LOB: 1 BB: 0 P: 15	R: 0 E: 0 K: 1 S: 8 H: 1 LOB: 1 BB: 0 P: 13	R: 2 E: 0 K: 1 S: 16 H: 3 LOB: 1 BB: 0 P: 20	1B: 4 2B: 4 3B: 0 HR: 2 SF: 0 SAC: 0 DP: 0 HBP: 0						

PITCHER		IP	WLS	BF	H	R	ER	SO	BB	IBB	HBP	BLK	WP	HR	S	P	ERA	WHIP
61 Bronson Arroyo, R ERA: 2.92	(1, 1)	8.0		30	6	2	2	8	0	0	0	0	0	2	80	111	2.25	0.750
Eddie Guardado, L ERA: 4.71	(9, 1)	1.0		4	1	0	0	1	0	0	0	0	0	0	8	13	0.00	1.000
Gary Majewski, R ERA: 4.24	(10, 1)	0.2	L	4	2	2	2	1	0	0	0	0	0	0	9	11	27.00	3.000
Kent Mercker, L ERA: 4.5	(10, 1)	0.1		2	1	0	0	0	0	0	0	0	0	0	7	9	0.00	3.000

PITCHER IP WLS BF H R ER SO BB IBB HBP BLK WP HR S P ERA WHIP

TOP

New York Mets @ Cincinnati Reds
Great American Ball Park, Cincinnati, OH
Thu Jul 20 2006, 12:35 PM EDT
Att. 28,729 - Overcast - 86 F

livebaseballscorecards.com

AB	40
R	4
H	10
RBI	4
BB	0
SO	10
LOB	9

WP: 0 PB: 0 SB: 0 CS: 0 PA: 40

Batter	1	2	3	4	5	6	7	8	9	10	AB	R	H	RBI	BB	SO	LOB
6 Ryan Freel, R (1, 8) OBP: 0.385, SLG: 0.442	B1-3		27 CS 1B		2-H 3-H 2B		27 SH5-4 2B	G5-3			5	0	3	2	0	0	1
27 Chris Denorfia, R (1, 9) OBP: 0.344, SLG: 0.345	F8		G5-3 1-2		L9		SH5-4 2-3		CS BB		3	0	0	0	1	0	2
Adam Dunn, L (1, 7) OBP: 0.376, SLG: 0.553	F8			L8	L9				K		4	0	0	0	1	1	2
Rich Aurilia, R (1, 3) OBP: 0.340, SLG: 0.504 (8, 5)		F7		P3		12 2B 4 FC4-2 1B	4 FC5 1-2 BB		F8 1 SAFE		3	0	1	0	2	0	0
12 Edwin Encarnación, R (1, 5) OBP: 0.388, SLG: 0.492 Scott Hatteberg, L (7, PH) OBP: 0.409, SLG: 0.485 (8, 3)	4 1B 1B			BB		4 FC4-2 1-3 61 FC1-2 2B		K		K	2 2	0 0	2 0	0 0	1 0	0 2	0 4
4 Brandon Phillips, R (1, 4) OBP: 0.337, SLG: 0.408	1-2 1B			K		FC4-2 61 FC1-2 G1-3 2-3 3-H	FC5 1-2 2-3f			G6-3	5	0	1	0	0	1	6
Royce Clayton, R (1, 6) OBP: 0.325, SLG: 0.355	F9				61 SH5-4 6 2B 1B	G1-3 1-2		SH5-4 1B		K	5	1	2	0	0	1	4
Jason LaRue, R (1, 2) OBP: 0.331, SLG: 0.319	L6				1 SAFE 6 2B 1-2 1B	61 FC1-2 IBB		SH5-4 1-2		K	3	1	1	0	1	1	2
61 Bronson Arroyo, R (1, 1) OBP: 0.192, SLG: 0.286 Javier Valentin, S (8, PH) OBP: 0.290, SLG: 0.331 Eddie Guardado, R (9, 1) Gary Majewski, R (10, 1) Kent Mercker, L (10, 1)			F8		SH5-4 1-2 2-3	FC1-2 1-2 2-3 3-Hf		G5-3			2 1 0 0 0	0 0 0 0 0	0 0 0 0 0	0 0 0 0 0	0 0 0 0 0	0 1 0 0 0	3 1 0 0 0
Inning Stats	R: 0 E: 0 K: 0 S: 6 H: 0 LOB: 0 BB: 0 P: 8	R: 0 E: 0 K: 0 S: 12 H: 2 LOB: 2 BB: 0 P: 18	R: 0 E: 0 K: 0 S: 5 H: 1 LOB: 0 BB: 0 P: 10	R: 0 E: 0 K: 1 S: 11 H: 0 LOB: 1 BB: 1 P: 18	R: 2 E: 0 K: 0 S: 10 H: 3 LOB: 1 BB: 0 P: 16	R: 0 E: 0 K: 0 S: 10 H: 2 LOB: 3 BB: 1 P: 19	R: 0 E: 0 K: 1 S: 8 H: 1 LOB: 3 BB: 2 P: 21	R: 0 E: 0 K: 0 S: 11 H: 1 LOB: 1 BB: 0 P: 17	R: 0 E: 0 K: 2 S: 14 H: 0 LOB: 1 BB: 2 P: 26	R: 0 E: 0 K: 2 S: 12 H: 0 LOB: 0 BB: 0 P: 16	1B: 7 2B: 3 3B: 0 HR: 0 SF: 0 SAC: 3 DP: 0 HBP: 0						

PITCHER		IP	WLS	BF	H	R	ER	SO	BB	IBB	HBP	BLK	WP	HR	S	P	ERA	WHIP
Tom Glavine, L ERA: 3.52	(1, 1)	6.1		31	9	2	2	1	3	1	0	0	0	0	58	102	2.84	1.895
Chad Bradford, R ERA: 3.72	(7, 1)	0.2		2	0	0	0	1	0	0	0	0	0	0	4	8	0.00	0.000
Aaron Heilman, R ERA: 4.28	(8, 1)	1.0		4	1	0	0	0	0	0	0	0	0	0	11	17	0.00	1.000
25 Pedro Feliciano, L ERA: 2.13	(9, 1)	1.0	W	4	0	0	0	2	2	0	0	0	0	0	14	26	0.00	2.000
13 Billy Wagner, L ERA: 2.47	(10, 1)	1.0	S	3	0	0	0	2	0	0	0	0	0	0	12	16	0.00	0.000

PITCHER IP WLS BF H R ER SO BB IBB HBP BLK WP HR S P ERA WHIP

BOTTOM

New York Mets @ Cincinnati Reds
Great American Ball Park, Cincinnati, OH
Thu Jul 20 2006, 12:35 PM EDT
Att. 28,729 - Overcast - 86 F

livebaseballscorecards.com

AB	35
R	2
H	10
RBI	2
BB	6
SO	6
LOB	25

WP: 0 PB: 0 SB: 0 CS: 2 PA: 44

TOP

Batter	1	2	3	4	5	6	7	8	9	AB	R	H	RBI	BB	SO	LOB
23 Rickie Weeks Jr., R (1, 4) OBP: 0.361, SLG: 0.406	C X 0-1 G3-6-1 1B 1B		X 0-0 E 2B	C S X 0-2 ③ F7		F F B B S 2-3 ③ K			C B C X 1-2 ② FC6-4 FC6-4 1-2f	5	1	2	0	0	1	2
Jeff Cirillo, R (1, 5) OBP: 0.387, SLG: 0.408	C X 0-1 G3-6-1 1-2 1B		C B X 1-1 E8 G6-3 2-H 1B		X 0-0 ① F7		B C C B B X 3-2 ① G6-3		1 SAFE B 1 SAFE C B X 2-1 ③ FC6-4 1-2f	5	0	2	0	0	0	1
Geoff Jenkins, L (1, 9) OBP: 0.338, SLG: 0.414	C X 0-1 ① ② G3-6-1 1-2f 2-3		C B F X 1-2 ① G6-3		F B F B B F X 3-2 28 HBP 18 2B 1B		S B S B S 2-3 ② K			4	1	1	0	0	1	3
Carlos Lee, R (1, 7) OBP: 0.350, SLG: 0.554	C B F F X 1-2 ③ G5-3		B B S F B X 3-2 ② G6-3 2-3		X 0-0 ② F7		X 0-0 ③ G6-3			4	0	0	0	0	0	3
28 Prince Fielder, L (1, 3) OBP: 0.334, SLG: 0.496		F B X 1-1 1B 39 1B 1B	X 0-0 ③ G4-3		C F D H 2-2 18 2B 1-2 HBP			B C C C S 1-3 ① K		3	2	1	0	0	1	1
18 Gabe Gross, L (1, 8) OBP: 0.364, SLG: 0.493 Brady Clark, R (8, PH) OBP: 0.380, SLG: 0.332 (8, 8)		C X 0-1 ① F9		B F B X 2-1 2B 1B	F C B X 1-2 1-H 2-H 2B			C S B F B F X 2-2 ② G6-3		3 1	1 0	2 0	2 0	0 0	0 0	1 0
2 Bill Hall, R (1, 6) OBP: 0.309, SLG: 0.541		C X 0-1 ② L9	F 1 SAFE F B B S 2-3 ① K	C B F B B X 3-2 ③ F8				C B C B F F S 2-3 ③ K		4	0	0	0	0	2	3
Damian Miller, R (1, 2) OBP: 0.324, SLG: 0.424		S B B B X 3-1 39 1B 1-2 1B	X 0-0 39 G3 1-H 2B			C C B F B F X 2-2 ① G4-3			C F F B S 1-3 ① K	4	0	2	1	0	1	0
39 Chris Capuano, L (1, 1) OBP: 0.182, SLG: 0.167 Rick Helling, R (7, 1) Brian Shouse, L (8, 1) Matt Wise, R (8, 1) 22 Tony Gwynn Jr., L (9, PH) OBP: 0.500, SLG: 0.750 Derrick Turnbow, R (9, 1) Dana Eveland, L (9, 1)		X 0-0 ③ 1-3 2-H 1B	X 0-0 ② G3 2-3			C S B F C 1-3 ② K			B F X 1-1 23 FC6-4 1B	3 0 0 0 1 0 0	0 0 0 0 0 0 0	1 0 0 0 1 0 0	1 0 0 0 0 0 0	0 0 0 0 0 0 0	1 0 0 0 0 0 0	1 0 0 0 0 0 0
Inning Stats	R: 0 E: 0 K: 0 S: 10 H: 2 LOB: 1 BB: 0 P: 11	R: 1 E: 0 K: 0 S: 9 H: 3 LOB: 2 BB: 0 P: 13	R: 1 E: 1 K: 0 S: 10 H: 2 LOB: 1 BB: 0 P: 15	R: 1 E: 0 K: 1 S: 10 H: 2 LOB: 1 BB: 0 P: 14	R: 2 E: 0 K: 0 S: 14 H: 2 LOB: 1 BB: 0 P: 23	R: 0 E: 0 K: 2 S: 12 H: 0 LOB: 0 BB: 0 P: 17	R: 0 E: 0 K: 1 S: 7 H: 0 LOB: 0 BB: 0 P: 12	R: 0 E: 0 K: 2 S: 13 H: 0 LOB: 0 BB: 0 P: 18	R: 0 E: 0 K: 1 S: 11 H: 1 LOB: 1 BB: 0 P: 16	1B: 9 2B: 3 3B: 0 HR: 0 SF: 0 SAC: 0 DP: 1 HBP: 1						

PITCHER		IP	WLS	BF	H	R	ER	SO	BB	IBB	HBP	BLK	WP	HR	S	P	ERA	WHIP
54 Elizardo Ramirez, R ERA: 4.43	(1, 1)	5.0		25	11	5	5	1	0	0	1	0	0	0	53	76	9.00	2.200
Jason Standridge, R ERA: 4.63	(6, 1)	2.0		6	0	0	0	3	0	0	0	0	0	0	19	29	0.00	0.000
45 Bill Bray, L ERA: 3.71	(8, 1)	1.0		3	0	0	0	2	0	0	0	0	0	0	13	18	0.00	0.000
Gary Majewski, R ERA: 4.17	(9, 1)	1.0	W	4	1	0	0	1	0	0	0	0	0	0	11	16	0.00	1.000

AB	37
R	5
H	12
RBI	4
BB	0
SO	7
LOB	15

BOTTOM

Batter	1	2	3	4	5	6	7	8	9	AB	R	H	RBI	BB	SO	LOB
6 Ryan Freel, R (1, 9) OBP: 0.385, SLG: 0.437	X 0-0 ① G1-3		B B 1 B C S X 3-2 ② G5-3 1-2		B X 1-0 ③ G6-3		C 1 SAFE B D B C B 4-2 1-2 BB		B B B 4-0 BB 1B BB	3	1	0	0	2	0	1
Royce Clayton, R (1, 6) OBP: 0.324, SLG: 0.354 Javier Valentin, S (9, PH) OBP: 0.295, SLG: 0.331	C X 0-1 1B		B B C B F S 3-3 ③ K			C B X 1-1 ① G4-3	B C B F D C 3-3 ③ K		B B B 4-0 1B 1-2 2-3 3-H BB	4 0	0 0	1 0	0 1	0 1	2 0	3 0
Ken Griffey Jr., L (1, 8) OBP: 0.295, SLG: 0.498	1 SAFE C 1 SAFE F X 0-2 ② F7			X 0-0 ① G5-3		B B X 2-0 ② G4-3		B B C B C X 3-2 ① P6	F X 0-1 1-2 2-H 3-H 1B	5	0	1	2	0	0	1
Adam Dunn, L (1, 7) OBP: 0.373, SLG: 0.546	F D 1 SAFE X 1-1 ③ G4-3			C B C B F F C 2-3 ② K		F B S F S 1-3 ③ K		C X 0-1 ② F8		4	0	0	0	0	2	1
Rich Aurilia, R (1, 3) OBP: 0.346, SLG: 0.504		B S S B B S 3-3 ① K		C B S S X 1-2 1B			B C B B C B 4-2 12 HR BB	B C B B C F B 4-2 BB		2	1	1	0	2	1	0
12 Edwin Encarnación, R (1, 5) OBP: 0.386, SLG: 0.502		C C B X 1-2 ② G6-3		B F B F B X 3-2 ③ L5			B X 1-0 1-H HR	X 0-0 ③ P3		4	1	1	2	0	0	2
4 Brandon Phillips, R (1, 4) OBP: 0.339, SLG: 0.409		B X 1-0 ③ F9			C X 0-1 ① G6-3		S B B F X 2-2 G6-4-3 1B		C F B F B F B X 3-2 SH1-4 BB BB 1B	4	1	2	0	0	0	0
Jason LaRue, R (1, 2) OBP: 0.331, SLG: 0.341 Scott Hatteberg, L (9, PH) OBP: 0.411, SLG: 0.485		X 0-0 ① G6-3			C X 0-1 HR		B 1 SAFE X 1-0 ① ② G6-4-3 1-2f		B D B B 4-0 BB SH1-4 1B 1-2 BB	3 0	1 1	1 0	1 0	0 1	0 0	1 0
54 Elizardo Ramirez, S (1, 1) OBP: 0.174, SLG: 0.136 27 Chris Denorfia, R (5, PH) OBP: 0.333, SLG: 0.333 Jason Standridge, R (6, 1) 9 Juan Castro, R (7, PH) OBP: 0.271, SLG: 0.357 45 Bill Bray, L (8, 1) Gary Majewski, R (9, 1) Dewayne Wise, L (9, PH) OBP: 0.091, SLG: 0.091			B B C B C B 4-2 6 E BB	F C X 0-2 ② G4-3			B B C X 2-1 6 BB 1B		X 0-0 ① SH1-4 1-2 2-3	0 1 0 1 0 0 0	0 0 0 0 0 0 0	0 0 0 0 0 0 0	1 0 0 0 0 0 0	0 0 0 0 0 0 0	0 0 0 0 0 0 0	0 0 0 0 0 0 0
Inning Stats	R: 0 E: 0 K: 0 S: 8 H: 1 LOB: 1 BB: 0 P: 9	R: 0 E: 0 K: 1 S: 7 H: 0 LOB: 0 BB: 0 P: 12	R: 0 E: 1 K: 1 S: 9 H: 0 LOB: 1 BB: 1 P: 19	R: 0 E: 0 K: 1 S: 12 H: 1 LOB: 1 BB: 0 P: 18	R: 1 E: 0 K: 0 S: 8 H: 1 LOB: 0 BB: 0 P: 9	R: 0 E: 0 K: 1 S: 7 H: 0 LOB: 0 BB: 0 P: 11	R: 2 E: 0 K: 1 S: 14 H: 3 LOB: 2 BB: 2 P: 31	R: 0 E: 0 K: 2 S: 9 H: 0 LOB: 1 BB: 1 P: 16	R: 3 E: 0 K: 0 S: 8 H: 2 LOB: 2 BB: 3 P: 23	1B: 6 2B: 0 3B: 0 HR: 2 SF: 0 SAC: 0 DP: 1 HBP: 0						

PITCHER		IP	WLS	BF	H	R	ER	SO	BB	IBB	HBP	BLK	WP	HR	S	P	ERA	WHIP
39 Chris Capuano, L ERA: 3.49	(1, 1)	6.2		27	6	3	3	4	2	0	0	0	0	2	60	97	4.05	1.200
Rick Helling, R ERA: 4.82	(7, 1)	0.1	H	2	0	0	0	1	1	0	0	0	0	0	5	12	0.00	3.000
Brian Shouse, L ERA: 2.84	(8, 1)	0.2	H	2	0	0	0	0	0	0	0	0	0	0	5	8	0.00	0.000
Matt Wise, R ERA: 4.28	(8, 1)	0.1	H	2	0	0	0	0	1	0	0	0	0	0	4	8	0.00	3.000
Derrick Turnbow, R ERA: 6.18	(9, 1)	0.1	L	4	1	3	3	0	2	0	0	0	0	0	6	17	81.00	9.000

PITCHER		IP	WLS	BF	H	R	ER	SO	BB	IBB	HBP	BLK	WP	HR	S	P	ERA	WHIP
Dana Eveland, L ERA: 8.13	(9, 1)	0.0	B	2	1	0	0	0	1	0	0	0	0	0	2	6	∞	∞

AB	31
R	6
H	8
RBI	6
BB	7
SO	5
LOB	9

Milwaukee Brewers @ Cincinnati Reds
Great American Ball Park, Cincinnati, OH
Fri, Jul 21 2006, 7:10 PM EDT
Att. 19,677 - Cloudy - 72 F

livebaseballscorecards.com

Milwaukee Brewers @ Cincinnati Reds

Great American Ball Park, Cincinnati, OH

Sat Jul 22 2006, 6:10 PM EDT

Att. 41,913 - Partly Cloudy - 82 F

TOP

Batter	1	2	3	4	5	6	7	8	9	AB	R	H	RBI	BB	SO	LOB
23 Rickie Weeks Jr., R (1, 4) OBP: 0.361, SLG: 0.404	C F C 0-3 ① K	B B F X 2-1 ③ G5-3		B B X 2-0 FC5-4 1B 1-2 3-H		B C B C B B 4-2 BB			C X 0-1 ①② G3-6 1-2f	4	0	1	1	1	1	1
Jeff Cirillo, R (1, 5) OBP: 0.382, SLG: 0.397	F B B B C F B 4-2 BB		C B C X 1-2 ① P4	S C X 0-2 ③ FC5-4 1-2f		B C X 1-1 ③ G6-3			X 0-0 ③ F9	4	0	0	0	1	0	3
Geoff Jenkins, L (1, 9) OBP: 0.337, SLG: 0.412	X 0-0 ② F8	X 0-0 ② G3-1			B X 1-0 ① L8		C S B X 1-2 G6-4-3 1B			4	0	1	0	0	0	1
Carlos Lee, R (1, 7) OBP: 0.347, SLG: 0.548	C F X 0-2 ③ F7	X 0-0 ③ G5-3			B X 1-0 ② G4-3		X 0-0 ①② G6-4-3 1-2f			4	0	0	0	0	0	2
28 Prince Fielder, L (1, 3) OBP: 0.333, SLG: 0.492		B B C B B 4-1 2 F9 18 1B HR BB		C S X 1-2 ① G6-3	B B B X 3-0 ③ P4		C B X 1-1 ③ L8			3	1	0	0	1	0	0
18 Gabe Gross, L (1, 8) OBP: 0.373, SLG: 0.493 Brian Shouse, L (8, 1) 52 Jose Capellan, R (8, 1)	S B X 1-1 1 HR 1-2 1B			B B B B 4-0 2 1B 1 BB		B C S B F B B 4-2 2 HR BB		S B S B B F X 3-2 ① G5-3		2 0 0	3 0 0	1 0 0	0 0 0	2 0 0	0 0 0	0 0 0
2 Bill Hall, R (1, 6) OBP: 0.311, SLG: 0.549	F C B X 1-2 ① F9 2-3			S X 0-1 1 1B 23 1B 1-2 1B		F F B X 1-2 1-H HR		B C F E B S 2-3 ② K		4	2	2	2	0	1	2
Damian Miller, R (1, 2) OBP: 0.323, SLG: 0.433	B B X 2-0 1-H 3-H HR			C B B X 2-1 ② F8		X 0-0 ① F9		C F B X 1-2 ③ L9		4	1	1	3	0	0	2
31 Dave Bush, R (1, 1) OBP: 0.175, SLG: 0.250 1 Corey Hart, R (4, PH) OBP: 0.404, SLG: 0.442 Geremi Gonzalez, R (4, 1) Brady Clark, R (8, 8) OBP: 0.382, SLG: 0.335	X 0-0 ② L3			B B B C X 3-1 23 1B 1-3 2-H 1B		X 0-0 ② L4			B B C F X 2-2 23 G3-6 1B	1 1 1 1	0 0 0 0	0 1 0 1	0 1 0 0	0 1 0 0	0 0 0 0	0 0 0 0
Inning Stats	R: 0 E: 0 K: 1 S: 10 H: 0 LOB: 1 BB: 1 P: 14	R: 3 E: 0 K: 0 S: 10 H: 2 LOB: 0 BB: 1 P: 20	R: 0 E: 0 K: 0 S: 5 H: 0 LOB: 0 BB: 0 P: 6	R: 2 E: 0 K: 0 S: 13 H: 3 LOB: 2 BB: 1 P: 25	R: 0 E: 0 K: 0 S: 3 H: 0 LOB: 0 BB: 0 P: 8	R: 2 E: 0 K: 0 S: 12 H: 1 LOB: 1 BB: 2 P: 22	R: 0 E: 0 K: 0 S: 6 H: 1 LOB: 0 BB: 0 P: 8	R: 0 E: 0 K: 1 S: 11 H: 0 LOB: 0 BB: 0 P: 17	R: 0 E: 0 K: 0 S: 6 H: 1 LOB: 0 BB: 0 P: 8	1B: 6 2B: 0 3B: 0 HR: 2 SF: 0 SAC: 0 DP: 2 HBP: 0						

livebaseballscorecards.com

AB	33
R	7
H	8
RBI	7
BB	5
SO	2
LOB	11

WP: 0 PB: 0 SB: 0 CS: 0 PA: 38

PITCHER		IP	WLS	BF	H	R	ER	SO	BB	IBB	HBP	BLK	WP	HR	S	P	ERA	WHIP
Joe Mays, R ERA: 8.7	(1, 1)	3.2		19	5	5	5	1	3	0	0	0	0	1	35	62	12.27	2.182
Jason Standridge, R ERA: 4.15	(4, 1)	1.1		4	0	0	0	0	0	0	0	0	0	0	6	11	0.00	0.000
25 David Weathers, R ERA: 4.93	(6, 1)	1.0	B	6	1	2	2	0	2	0	0	0	0	1	12	22	18.00	3.000
45 Bill Bray, L ERA: 3.54	(7, 1)	1.1		4	1	0	0	0	0	0	0	0	0	0	10	15	0.00	0.750
56 Todd Coffey, R ERA: 3.31	(8, 1)	0.2	W	2	0	0	0	1	0	0	0	0	0	0	7	10	0.00	0.000

PITCHER		IP	WLS	BF	H	R	ER	SO	BB	IBB	HBP	BLK	WP	HR	S	P	ERA	WHIP
Eddie Guardado, L ERA: 4.55	(9, 1)	1.0	S	3	1	0	0	0	0	0	0	0	0	0	6	8	0.00	1.000

BOTTOM

Batter	1	2	3	4	5	6	7	8	9	AB	R	H	RBI	BB	SO	LOB
6 Ryan Freel, R (1, 9) OBP: 0.392, SLG: 0.464	C B F F X 1-2 HR	X 0-0 ② 2-H 1B		C B H 2-1 2B HBP		1 SAFE B C 1 SAFE X 1-1 ① F9		1 SAFE B S B F F X 2-2 ① 1-2 HR		4	3	3	3	0	0	1
Adam Dunn, L (1, 7) OBP: 0.378, SLG: 0.550 Eddie Guardado, R (9, 1)	B B S B B 4-1 12 G4-3 G3 HR BB	X 0-0 ③ F8		X 0-0 1-H 2B		B 1 SAFE 1 SAFE F X 1-1 1-2 1B		B H 2-0 12 2B HBP		3 0 0	1 0 0	2 0 0	1 0 0	1 0 0	0 0 0	0 0 0
Ken Griffey Jr., L (1, 8) OBP: 0.293, SLG: 0.491	B B C F B F X 3-2 ① G3 1-2		B B B B 4-0 12 1B 2B BB	S D B C X 2-2 ① L9		S B F S 1-3 ② K		1 SAFE B B B B X 3-0 ② P5		4	1	0	0	1	1	5
12 Edwin Encarnación, R (1, 5) OBP: 0.386, SLG: 0.505	F X 0-1 ② G4-3 2-3		B B F B F F X 3-2 2B 4 G6-3 1B 1-2	C S S 0-3 ② K		S S D B X 2-2 ③ L8		B B F X 2-1 1-3 2B		5	1	2	0	0	1	4
Scott Hatteberg, L (1, 3) OBP: 0.415, SLG: 0.504 Rich Aurilia, R (8, PH) OBP: 0.344, SLG: 0.502 (9, 3)	B B C B X 3-1 3-H HR		B B F T F X 2-2 F8 2B 1-3 2-H	C F B F D S 2-3 ③ K			B X 1-0 4 SH3 1B	B F F F B X 2-2 ③ F9		4 1	1 0	3 0	3 0	0 0	1 0	1 2
4 Brandon Phillips, R (1, 4) OBP: 0.339, SLG: 0.411	B F F F X 1-2 2B		C B X 1-1 ① G6-3 3-H		B X 1-0 ① P4		1 SAFE F X 0-1 ① SH3 1-2			3	0	1	1	0	0	1
Royce Clayton, R (1, 6) OBP: 0.320, SLG: 0.349 56 Todd Coffey, R (8, 1) 27 Chris Denorfia, R (9, 7) OBP: 0.333, SLG: 0.333	C B S B S 2-3 ③ K2-3		X 0-0 ② F8 2-3		C X 0-1 ② G5-3		C F D X 1-2 ② L9			4 0 0	0 0 0	0 0 0	0 0 0	0 0 0	1 0 0	3 0 0
Jason LaRue, R (1, 2) OBP: 0.335, SLG: 0.340		B B F X 2-1 6 1B SH3-4 1B	I I I 4-0 IBB		X 0-0 ③ F8		S B X 1-1 ③ G5-3			3	1	1	0	1	0	1
Joe Mays, S (1, 1) OBP: 0.222, SLG: 0.333 Jason Standridge, R (4, 1) 25 David Weathers, R (6, 1) Dewayne Wise, L (6, PH) OBP: 0.167, SLG: 0.167 45 Bill Bray, L (7, 1) 9 Juan Castro, R (8, 6) OBP: 0.275, SLG: 0.360		X 0-0 ① SH3-4 1-2	C F C 0-3 ③ K		C B X 1-1 1B 1B			C X 0-1 6 CS 1B		1 0 0 1 0 1	0 0 0 0 0 0	0 0 0 1 0 1	0 0 0 0 0 0	1 0 0 0 0 0	2 0 0 0 0 0	2 0 0 0 0 0
Inning Stats	R: 0 E: 0 K: 0 S: 4 H: 1 LOB: 0 BB: 0 P: 5	R: 1 E: 0 K: 0 S: 5 H: 2 LOB: 0 BB: 0 P: 7	R: 2 E: 0 K: 1 S: 13 H: 2 LOB: 2 BB: 2 P: 27	R: 1 E: 0 K: 2 S: 13 H: 1 LOB: 1 BB: 0 P: 19	R: 0 E: 0 K: 0 S: 4 H: 0 LOB: 0 BB: 0 P: 5	R: 0 E: 0 K: 1 S: 12 H: 2 LOB: 2 BB: 0 P: 18	R: 0 E: 0 K: 0 S: 8 H: 1 LOB: 1 BB: 0 P: 11	R: 1 E: 0 K: 0 S: 13 H: 3 LOB: 2 BB: 0 P: 24		1B: 7 2B: 4 3B: 0 HR: 3 SF: 0 SAC: 2 DP: 0 HBP: 2						

livebaseballscorecards.com

AB	34
R	8
H	14
RBI	8
BB	3
SO	5
LOB	20

WP: 0 PB: 0 SB: 0 CS: 1 PA: 41

PITCHER		IP	WLS	BF	H	R	ER	SO	BB	IBB	HBP	BLK	WP	HR	S	P	ERA	WHIP
31 Dave Bush, R ERA: 4.72	(1, 1)	3.0		18	7	6	6	2	2	1	0	0	0	2	38	68	18.00	3.000
Geremi Gonzalez, R ERA: 5.02	(4, 1)	4.1	L	19	6	2	2	3	0	0	1	0	0	1	43	61	4.15	1.385
Brian Shouse, L ERA: 2.81	(8, 1)	0.1		3	1	0	0	0	0	0	1	0	0	0	3	10	0.00	3.000
52 Jose Capellan, R ERA: 4.01	(8, 1)	0.1		1	0	0	0	0	0	0	0	0	0	0	4	6	0.00	0.000

PITCHER		IP	WLS	BF	H	R	ER	SO	BB	IBB	HBP	BLK	WP	HR	S	P	ERA	WHIP

TOP

Batter	1	2	3	4	5	6	7	8	9	AB	R	H	RBI	BB	SO	LOB
23 Rickie Weeks Jr., R (1, 4) OBP: 0.362, SLG: 0.401	B B S S C 2-3 ① K	S B B B B 4-1 1B BB			C B S S S 1-3 ① K		S H 1-1 G1-3 1B HBP	B C B T B S 3-3 ③ K		3	1	0	0	1	3	0
Brady Clark, R (1, 8) OBP: 0.385, SLG: 0.337	C C H 1-2 2 BB 28 1B HBP	C T B F B B X 3-2 1-3 2-H 3-H 1B			X 0-0 ② G1-3		F X 0-1 ② G1-3 1-2		B X 1-0 G4-6-3 1B	4	0	2	2	0	0	1
2 Bill Hall, R (1, 6) OBP: 0.315, SLG: 0.546	B B B C S B 4-2 28 1B 1-2 BB	S S S 0-3 ③ K			C B B B B S B 4-2 BB		S F B B B B 4-2 1B 28 1B BB		D 1 SAFE B S 1 SAFE B X 3-1 ① L9	2	1	0	0	3	1	3
Carlos Lee, R (1, 7) OBP: 0.345, SLG: 0.544	B X 1-0 ② P3		B X 1-0 ① G3-1		C T X 0-2 ③ P2		X 0-0 1 1B 28 1B 1-3 2-H 1B		X 0-0 ②③ G4-6-3 1-2f	5	0	1	1	0	0	4
28 Prince Fielder, L (1, 3) OBP: 0.338, SLG: 0.494	S F X 0-2 ③ 1-2 2-H 1B		X 0-0 ② F9			C X 0-1 1B	F X 0-1 1 1B 1-2 3-H 1B			4	0	3	1	0	0	0
1 Corey Hart, R (1, 9) OBP: 0.410, SLG: 0.446		B X 1-0 G4-3 11 1B 1B 1B	B X 1-0 ③ F9			X 0-0 ① F7	B X 1-0 1-2 2-3 1B			4	1	2	0	0	0	1
11 Mike Rivera, R (1, 2) OBP: 0.304, SLG: 0.524		F C B X 1-2 G4-3 1-2 1B 1B		B C F X 1-2 ① G5-3		X 0-0 ② F9	F X 0-1 ③ G1-3			4	1	1	0	0	0	4
Chris Barnwell, R (1, 5) OBP: 0.125, SLG: 0.087		X 0-0 ① G4-3 1-2 2-3		C B F F X 1-2 ② F8		C X 0-1 ③ G4-3		X 0-0 ① G6-3		4	0	0	0	0	0	3
Tomo Ohka, S (1, 1) OBP: 0.118, SLG: 0.176 Dan Kolb, R (9, 1)		S B B S S 2-3 ② K		S S S 0-3 ③ K			B C F F F S 1-3 ① K	C F S 0-3 ② K		4 0	0 0	0 0	0 0	0 0	4 0	2 0
Inning Stats	R: 0 E: 0 K: 0 S: 11	R: 2 E: 0 K: 2 S: 16	R: 0 E: 0 K: 0 S: 3	R: 0 E: 0 K: 1 S: 10	R: 0 E: 0 K: 1 S: 9	R: 0 E: 0 K: 0 S: 6	R: 2 E: 0 K: 1 S: 16	R: 0 E: 0 K: 2 S: 7	R: 0 E: 0 K: 0 S: 4							
	H: 1 LOB: 2 BB: 1 P: 19	H: 3 LOB: 2 BB: 1 P: 27	H: 0 LOB: 0 BB: 0 P: 5	H: 0 LOB: 0 BB: 0 P: 12	H: 0 LOB: 1 BB: 1 P: 14	H: 1 LOB: 1 BB: 0 P: 6	H: 3 LOB: 3 BB: 1 P: 23	H: 0 LOB: 0 BB: 0 P: 10	H: 1 LOB: 0 BB: 0 P: 8							

PITCHER		IP	WLS	BF	H	R	ER	SO	BB	IBB	HBP	BLK	WP	HR	S	P	ERA	WHIP
22 Eric Milton, L ERA: 5.47	(1, 1)	6.2	L	30	5	4	4	6	4	0	2	0	0	0	65	99	5.40	1.350
Gary Majewski, R ERA: 4.07	(7, 1)	1.1		7	3	0	0	2	0	0	0	0	0	0	13	17	0.00	2.250
56 Todd Coffey, R ERA: 3.24	(9, 1)	1.0		3	1	0	0	0	0	0	0	0	0	0	4	8	0.00	1.000

PITCHER	IP	WLS	BF	H	R	ER	SO	BB	IBB	HBP	BLK	WP	HR	S	P	ERA	WHIP

BOTTOM

Batter	1	2	3	4	5	6	7	8	9	AB	R	H	RBI	BB	SO	LOB
6 Ryan Freel, R (1, 9) OBP: 0.390, SLG: 0.461	C F B X 1-2 ① G6-3			C B X 1-1 S 1B		B S B F S 2-3 ② K			B C X 1-1 ① G4-3	4	0	1	0	0	1	0
Adam Dunn, L (1, 7) OBP: 0.377, SLG: 0.547	B F C B X 2-2 ② F7			B F 1 SAFE F B 1 B S SAFE 3-3 ① K 1-2		B B B C X 3-1 ③ G3-1			B F X 1-1 1B 1B	4	0	1	0	0	1	1
Ken Griffey Jr., L (1, 8) OBP: 0.296, SLG: 0.491	X 0-0 ③ F8			F B F X 1-2 ② F7			F B C F X 1-2 G4-6-3 1B		X 0-0 1-2 1B	4	0	2	0	0	0	1
Rich Aurilia, R (1, 5) OBP: 0.339, SLG: 0.494		M C B B B S 3-3 ① K2-3		X 0-0 ③ F8			C F X 0-2 ①② G4-6-3 1-2f		F B F X 1-2 ② F9	4	0	0	0	0	1	4
Scott Hatteberg, L (1, 3) OBP: 0.413, SLG: 0.498		X 0-0 ② L3			C B B B B 4-1 BB		C B B B S T S 2-3 ③ K		C B X 1-1 ③ G1-3	3	0	0	0	1	1	2
4 Brandon Phillips, R (1, 4) OBP: 0.339, SLG: 0.420		S B F B S 2-3 ③ K			C X 0-1 ① F9			B B C T F F X 2-2 HR		3	1	1	1	0	1	1
Javier Valentin, S (1, 2) OBP: 0.289, SLG: 0.322			C X 0-1 ① G4-3		F D S S 1-3 ② K			B F X 1-1 ① F7		3	0	0	0	0	1	1
9 Juan Castro, R (1, 6) OBP: 0.271, SLG: 0.355			C B S S F B X 2-2 ② G5-3		F B B B X 2-1 ③ P2			B X 1-0 ② G5-3		3	0	0	0	0	0	1
22 Eric Milton, L (1, 1) OBP: 0.176, SLG: 0.294 Gary Majewski, R (7, 1) Dewayne Wise, L (8, PH) OBP: 0.154, SLG: 0.154 56 Todd Coffey, R (9, 1)			F B C B X 2-2 ③ G4-3			B C S X 1-2 ① G4-3		S S B B S 2-3 ③ K		2 0 1 0	0 0 0 0	0 0 0 0	0 0 0 0	0 0 1 0	0 0 0 0	0 0 0 0
Inning Stats	R: 0 E: 0 K: 0 S: 7	R: 0 E: 0 K: 2 S: 7	R: 0 E: 0 K: 0 S: 10	R: 0 E: 0 K: 1 S: 9	R: 0 E: 0 K: 1 S: 8	R: 0 E: 0 K: 1 S: 8	R: 0 E: 0 K: 1 S: 11	R: 1 E: 0 K: 1 S: 11	R: 0 E: 0 K: 0 S: 10							
	H: 0 LOB: 0 BB: 0 P: 10	H: 0 LOB: 0 BB: 0 P: 12	H: 0 LOB: 0 BB: 0 P: 14	H: 1 LOB: 1 BB: 0 P: 14	H: 0 LOB: 1 BB: 1 P: 15	H: 0 LOB: 0 BB: 0 P: 14	H: 1 LOB: 0 BB: 0 P: 14	H: 1 LOB: 0 BB: 0 P: 17	H: 2 LOB: 2 BB: 0 P: 14							

PITCHER		IP	WLS	BF	H	R	ER	SO	BB	IBB	HBP	BLK	WP	HR	S	P	ERA	WHIP
Tomo Ohka, R ERA: 2.87	(1, 1)	8.0	W	27	3	1	1	7	1	0	0	0	0	1	71	110	1.12	0.500
Dan Kolb, R ERA: 5.68	(9, 1)	1.0	S	5	2	0	0	0	0	0	0	0	0	0	10	14	0.00	2.000

PITCHER	IP	WLS	BF	H	R	ER	SO	BB	IBB	HBP	BLK	WP	HR	S	P	ERA	WHIP

Milwaukee Brewers @ Cincinnati Reds

Great American Ball Park, Cincinnati, OH

Sun Jul 23 2006, 1:15 PM EDT
Att. 22,729 - Partly Cloudy - 79 F

livebaseballscorecards.com

AB	34
R	4
H	9
RBI	4
BB	4
SO	8
LOB	18

1B: 9 2B: 0 3B: 0 HR: 0	SF: 0 SAC: 0 DP: 1 HBP: 2	WP: 0 PB: 0 SB: 0 CS: 0	PA: 40
1B: 4 2B: 0 3B: 0 HR: 1	SF: 0 SAC: 0 DP: 1 HBP: 0	WP: 0 PB: 0 SB: 1 CS: 0	PA: 32

Cincinnati Reds @ Houston Astros

Minute Maid Park, Houston, TX

Tue Jul 25 2006, 7:05 PM CDT

Att. 38,865 - Roof Closed - 73 F

TOP

Batter	1	2	3	4	5	6	7	8	9	AB	R	H	RBI	BB	SO	LOB
6 Ryan Freel, R (1, 9) OBP: 0.389, SLG: 0.456	C B B F X 2-2 F9 ①	B B C B B 4-1 BB			C B C F S 1-3 K ②	C B X 2-1 G5-3 ③				3	0	0	0	1	1	2
Adam Dunn, L (1, 7) OBP: 0.376, SLG: 0.543	S B C X 1-2 1B S 1B 1B	B C 1-1 CS ③ 3-H	S B F C 1-3 K ①		S B B S X 2-2 F9 ③			C F F B B F F B X 3-2 L4 ①		4	1	1	0	0	1	1
Ken Griffey Jr., L (1, 8) OBP: 0.292, SLG: 0.484	B S C S 1-3 K ② 1-2		B B X 2-0 G3 ②		B C C C X 2-2 P5 ①			B S B X 2-1 G4-3 ②		4	0	0	0	0	1	1
Rich Aurilia, R (1, 5) (9, 3) OBP: 0.338, SLG: 0.490	X 0-0 1B ③ 2-3 1B		B C F X 1-2 P2 ③		B B F X 2-1 G1-3 ②			X 0-0 F8 ③		4	0	1	0	0	0	0
Scott Hatteberg, L (1, 3) Dewayne Wise, L (9, PR) OBP: 0.154, SLG: 0.154 9 Juan Castro, R (9, 5) OBP: 0.271, SLG: 0.355	1 SAFE D B 1 SAFE X 2-0 1B 1-3 3-H			B B C F B X 3-2 G3 ①	C B X 1-1 4 2-4 1B				C B B B X 3-1 4 FC1-5-6-1 2B	4 0 0	0 0 0	3 0 0	1 0 0	0 0 0	0 0 0	0 0 0
4 Brandon Phillips, R (1, 4) OBP: 0.338, SLG: 0.421	B B F X 2-1 G4-3 ③			F B F B S 2-3 K ②	C 1 SAFE 1 SAFE C F F D 1-2 2-4 ③ 1-2	B F X 1-1 G6-3 39 SH3-4 2B			B B S B L X 3-2 FC1-5-6-1 ① 2-3	4	1	1	0	0	1	3
Royce Clayton, R (1, 6) OBP: 0.320, SLG: 0.351		F S B F B X 2-2 39 G1-3 CS 2B		C B X 1-1 G5-3 ③		B X 1-0 G6-3 ① 2-3			B C B F C 2-3 K ②	4	0	1	0	0	1	2
Jason LaRue, R (1, 2) OBP: 0.333, SLG: 0.333		X 0-0 F9 ①			B F X 1-1 F8 ①	P C S B B B 4-2 39 SH3-4 BB			X 0-0 G1-3 ③	3	0	0	0	1	0	2
39 Aaron Harang, R (1, 1) OBP: 0.213, SLG: 0.178 56 Todd Coffey, R (9, 1) 45 Bill Bray, L (9, 1)		F B X 1-1 G1-3 ② 2-3			X 0-0 1B	B M B X 2-1 SH3-4 ② 1-2 3-H				2 0 0	0 0 0	1 0 0	1 0 0	0 0 0	0 0 0	1 0 0
Inning Stats	R: 1 E: 0 K: 1 S: 13 H: 3 LOB: 2 BB: 0 P: 21	R: 0 E: 0 K: 0 S: 9 H: 1 LOB: 1 BB: 1 P: 17	R: 0 E: 0 K: 1 S: 7 H: 0 LOB: 0 BB: 0 P: 11	R: 0 E: 0 K: 1 S: 8 H: 0 LOB: 0 BB: 0 P: 14	R: 0 E: 0 K: 1 S: 10 H: 1 LOB: 1 BB: 0 P: 14	R: 0 E: 0 K: 0 S: 11 H: 1 LOB: 1 BB: 0 P: 17	R: 1 E: 0 K: 0 S: 10 H: 1 LOB: 1 BB: 1 P: 19	R: 0 E: 0 K: 0 S: 9 H: 0 LOB: 0 BB: 0 P: 14	R: 0 E: 0 K: 1 S: 9 H: 1 LOB: 1 BB: 0 P: 17	1B: 5 2B: 3 3B: 0 HR: 0 SF: 0 SAC: 1 DP: 0 HBP: 0					WP: 0 PB: 0 SB: 1 CS: 1	PA: 36	

livebaseballscorecards.com

PITCHER		IP	WLS	BF	H	R	ER	SO	BB	IBB	HBP	BLK	WP	HR	S	P	ERA	WHIP
Roger Clemens, R ERA: 2.45	(1, 1)	7.0	L	29	7	2	2	4	2	0	0	0	0	0	68	113	2.57	1.286
Trever Miller, L ERA: 4.45	(8, 1)	1.0		3	0	0	0	0	0	0	0	0	0	0	9	14	0.00	0.000
37 Matt Albers, R ERA:	(9, 1)	0.1		2	1	0	0	0	0	0	0	0	0	0	5	11	0.00	3.000
Dan Wheeler, R ERA: 3.43	(9, 1)	0.2		2	0	0	0	1	0	0	0	0	0	0	4	6	0.00	0.000

PITCHER		IP	WLS	BF	H	R	ER	SO	BB	IBB	HBP	BLK	WP	HR	S	P	ERA	WHIP

BOTTOM

Batter	1	2	3	4	5	6	7	8	9	AB	R	H	RBI	BB	SO	LOB
Craig Biggio, R (1, 4) OBP: 0.326, SLG: 0.414	S B X 1-1 F9 ①		B C B X 2-1 F8 ③		X 0-0 L4 ③			C S B X 1-2 L5 ② 2-3		4	0	0	0	0	0	3
Mike Lamb, L (1, 3) OBP: 0.368, SLG: 0.504	B B F X 2-1 2 G3 1B			B F B B F X 3-2 HBP 1B		C B X 1-1 F7 ①		C B F F S 1-3 K ③		4	0	2	0	0	1	1
2 Chris Burke, R (1, 8) OBP: 0.366, SLG: 0.477	C X 0-1 G3 ② 1-2			F C B S 1-3 K ① F S B B F D H 4-2 G5-4-3 HBP 1-2		B B B F X 3-1 P3 ② B B F F B X 3-2 P6 ③			F B B F B F S 3-3 K ①	4	0	0	0	0	2	2
Aubrey Huff, L (1, 5) OBP: 0.344, SLG: 0.444	B B B C F C 3-3 K ③								B C S B X 2-2 P4 ②	3	0	0	0	0	1	1
Preston Wilson, R (1, 7) OBP: 0.315, SLG: 0.418		C X 0-1 G5-3 ①		B C X 1-1 G5-4-3 ②③ 1-2f			X 0-0 G6-3 ①		C B X 1-1 1B 1B	4	0	1	0	0	0	2
Luke Scott, L (1, 9) OBP: 0.368, SLG: 0.526		C B X 1-1 P6 ②			F X 0-1 G4-3 2B		B X 1-0 F7 ②		B X 1-0 1-2 1B	4	0	2	0	0	0	0
Brad Ausmus, R (1, 2) OBP: 0.306, SLG: 0.299 Orlando Palmeiro, L (9, PH) OBP: 0.280, SLG: 0.253 4 Eric Bruntlett, R (9, PH) OBP: 0.343, SLG: 0.319		B F B F X 2-2 G5-3 ③			B C B C F X 2-2 G4-3 ① 2-3		C F B S 1-3 K ③		C B F X 1-2 F8 ③	3 0 1	0 0 0	0 0 0	0 0 0	0 0 0	1 0 0	1 0 2
28 Adam Everett, R (1, 6) OBP: 0.301, SLG: 0.330			C X 0-1 P6 ①		C L B B S 2-3 K2-3 ②			B C X 1-1 WP 2B		3	0	1	0	0	1	1
Roger Clemens, R (1, 1) Trever Miller, R (8, 1) 17 Lance Berkman, S (8, PH) OBP: 0.402, SLG: 0.601 37 Matt Albers, L (9, 1) Dan Wheeler, R (9, 1)			C C S 0-3 K ②		B B B B 4-0 BB			B C F B B X 3-2 P4 ①		1 0 1 0 0	0 0 0 0 0	0 0 0 0 0	0 0 0 0 0	1 0 0 0 0	1 0 0 0 0	0 0 1 0 0
Inning Stats	R: 0 E: 0 K: 1 S: 9 H: 1 LOB: 1 BB: 0 P: 15	R: 0 E: 0 K: 0 S: 7 H: 0 LOB: 0 BB: 0 P: 10	R: 0 E: 0 K: 1 S: 7 H: 0 LOB: 0 BB: 0 P: 9	R: 0 E: 0 K: 1 S: 11 H: 1 LOB: 1 BB: 0 P: 20	R: 0 E: 0 K: 1 S: 10 H: 1 LOB: 2 BB: 1 P: 18	R: 0 E: 0 K: 0 S: 8 H: 0 LOB: 0 BB: 0 P: 15	R: 0 E: 0 K: 1 S: 5 H: 0 LOB: 0 BB: 0 P: 7	R: 0 E: 0 K: 1 S: 12 H: 1 LOB: 1 BB: 0 P: 18	R: 0 E: 0 K: 1 S: 14 H: 2 LOB: 2 BB: 0 P: 22	1B: 4 2B: 3 3B: 0 HR: 0 SF: 0 SAC: 0 DP: 1 HBP: 1					WP: 1 PB: 0 SB: 0 CS: 0	PA: 34	

livebaseballscorecards.com

PITCHER		IP	WLS	BF	H	R	ER	SO	BB	IBB	HBP	BLK	WP	HR	S	P	ERA	WHIP
39 Aaron Harang, R ERA: 3.52	(1, 1)	8.0	W	29	4	0	0	6	1	0	1	0	1	0	69	112	0.00	0.625
56 Todd Coffey, R ERA: 3.2	(9, 1)	0.2	H	4	2	0	0	1	0	0	0	0	0	0	10	17	0.00	3.000
45 Bill Bray, L ERA: 3.49	(9, 1)	0.1	S	1	0	0	0	0	0	0	0	0	0	0	4	5	0.00	0.000

PITCHER		IP	WLS	BF	H	R	ER	SO	BB	IBB	HBP	BLK	WP	HR	S	P	ERA	WHIP

AB	32
R	2
H	8
RBI	2
BB	2
SO	5
LOB	12

AB	32
R	0
H	6
RBI	0
BB	1
SO	7
LOB	14

Cincinnati Reds @ Houston Astros

Minute Maid Park, Houston, TX

Wed Jul 26 2006, 7:05 PM CDT

Att. 34,381 - Roof Closed - 73 F

TOP

Batter	1	2	3	4	5	6	7	8	9	AB	R	H	RBI	BB	SO	LOB
6 Ryan Freel, R (1, 9) OBP: 0.392, SLG: 0.457	C C X 0-2 G5-3 1B		C S B S 1-3 K2-3 ②	B D C C X 2-2 1-3 1B		C B C X 1-2 F9 ③			C F B F H 2-2 WP 1-2 HBP	4	0	2	0	0	1	1
Royce Clayton, R (1, 6) OBP: 0.319, SLG: 0.348	1 SAFE 1 SAFE C X 0-1 G5-3 ① ② 1-2		C B B D B 4-1 BB	B B X 2-0 G1-4-3 ③			X 0-0 G6-3 ①		C F F B S 1-3 K ① 1-2 2-3	3	0	0	0	1	0	3
Javier Valentin, S (9, PH) OBP: 0.287, SLG: 0.320										1	0	0	0	0	1	2
Ken Griffey Jr., L (1, 8) OBP: 0.288, SLG: 0.476	C B C F X 1-2 G6-3 ③		F B B B F X 3-2 P5 ③		S X 0-1 F8 ①		X 0-0 G3 ②		S X 0-1 P4 ②	5	0	0	0	0	0	4
Rich Aurilia, R (1, 3) OBP: 0.343, SLG: 0.512		X 0-0 HR		C S X 0-2 2B 12 1B 1B	C B X 1-1 2B 3B		C S S 0-3 K ③		C C F S 0-3 K ③	5	3	3	1	0	2	2
Adam Dunn, L (1, 7) OBP: 0.381, SLG: 0.554		X 0-0 12 G6-4-3 1B		1 SAFE F B X 1-1 4 1B 4 E 1-3 2B	B X 1-0 3-H 2B			C C B X 1-2 26 FC6-4 1B		4	1	4	1	0	0	0
12 Edwin Encarnación, R (1, 5) OBP: 0.384, SLG: 0.500		X 0-0 G6-4-3 ① ② 1-2f		F X 0-1 4 E 4 E 3-H 1B	D B F X 2-1 G6-3 ②			B F F F S 1-3 K ①		4	1	1	1	0	1	3
4 Brandon Phillips, R (1, 4) OBP: 0.337, SLG: 0.419	C F F B B F S 2-3 K ③			X 0-0 E5 26 G5-3 61 FC5-2 1-H 2-H 1B	B S C S 1-3 K ③			C C F E D X 1-2 L6 ②		4	0	1	0	0	2	2
26 David Ross, R (1, 2) OBP: 0.380, SLG: 0.675			B F B X 2-1 61 SH5-4 2B	B 2 SAFE X 1-0 G5-3 ① 2-3		X 0-0 G3 ①		F L F X 0-2 FC6-4 ③ 1-2f		4	0	1	0	0	0	2
61 Bronson Arroyo, R (1, 1) OBP: 0.185, SLG: 0.275		X 0-0 SH5-4 ① 2-3	C B F X 1-2 FC5-2 6 1B ② 3-H			C B C B F X 2-2 G6-3 ②			B C F B X 2-2 WP 6 HBP 1B	2	0	0	0	0	0	1
37 Brian Shackelford, L (7, 1)										0	0	0	0	0	0	0
25 David Weathers, R (8, 1)										0	0	0	0	0	0	0
Scott Hatteberg, L (9, PH) OBP: 0.419, SLG: 0.507										1	0	1	0	0	0	0
Inning Stats	R: 0 E: 0 K: 0 S: 9 H: 1 LOB: 0 BB: 0 P: 10	R: 1 E: 0 K: 1 S: 9 H: 2 LOB: 0 BB: 0 P: 11	R: 0 E: 0 K: 1 S: 10 H: 1 LOB: 2 BB: 1 P: 20	R: 3 E: 1 K: 0 S: 16 H: 5 LOB: 2 BB: 0 P: 23	R: 1 E: 0 K: 1 S: 10 H: 2 LOB: 1 BB: 0 P: 15	R: 0 E: 0 K: 0 S: 8 H: 0 LOB: 0 BB: 0 P: 11	R: 0 E: 0 K: 1 S: 5 H: 0 LOB: 0 BB: 0 P: 5	R: 0 E: 0 K: 1 S: 17 H: 1 LOB: 1 BB: 0 P: 20	R: 0 E: 0 K: 2 S: 16 H: 1 LOB: 2 BB: 0 P: 21	1B: 8 2B: 3 3B: 1 HR: 1 SF: 0 SAC: 1 DP: 1 HBP: 1							

PITCHER		IP	WLS	BF	H	R	ER	SO	BB	IBB	HBP	BLK	WP	HR	S	P	ERA	WHIP
Andy Pettitte, L ERA: 5.15	(1, 1)	5.0	W	25	11	5	4	3	1	0	0	0	0	1	54	79	7.20	2.400
Russ Springer, R ERA: 3.68	(6, 1)	1.0	H	3	0	0	0	0	0	0	0	0	0	0	8	11	0.00	0.000
Chad Qualls, R ERA: 3.22	(7, 1)	2.0	H	7	1	0	0	2	0	0	0	0	0	0	22	25	0.00	0.500
54 Brad Lidge, R ERA: 5.44	(9, 1)	0.1	H	3	1	0	0	1	0	0	1	0	1	0	10	15	0.00	3.000
Trever Miller, L ERA: 4.4	(9, 1)	0.1	H	1	0	0	0	0	0	0	0	0	0	0	2	2	0.00	0.000

PITCHER		IP	WLS	BF	H	R	ER	SO	BB	IBB	HBP	BLK	WP	HR	S	P	ERA	WHIP
Dan Wheeler, R ERA: 3.4	(9, 1)	0.1	S	1	0	0	0	1	0	0	0	0	0	0	4	4	0.00	0.000

livebaseballscorecards.com

AB	37
R	5
H	13
RBI	3
BB	1
SO	7
LOB	20

BOTTOM

Batter	1	2	3	4	5	6	7	8	9	AB	R	H	RBI	BB	SO	LOB
Craig Biggio, R (1, 4) OBP: 0.330, SLG: 0.426	B B C X 2-1 HR		C B F F C 1-3 K ①		B X 1-0 2 1B 17 HR 1-2 2-3 3-H 1B		X 0-0 ① 1B			4	2	3	2	0	1	0
2 Chris Burke, R (1, 8) (6, 9) OBP: 0.364, SLG: 0.473	C B X 1-1 G6-3 ①		B C C B F S 2-3 K ②		F X 0-1 17 HR 1-3 2-H 3-H 1B		S B B B F S 3-3 K ②			4	1	1	2	0	2	0
17 Lance Berkman, S (1, 3) OBP: 0.403, SLG: 0.617	C B B F B F F X 3-2 F8 ②		C S B S 1-3 K ③		C X 0-1 1-H 3-H HR		C X 0-1 HR			4	2	2	4	0	1	0
Aubrey Huff, L (1, 5) OBP: 0.343, SLG: 0.445	X 0-0 2B			B C C S 1-3 K ①	F B F X 1-2 L7 ①		F B B B X 3-1 G6-3 ③			4	0	1	0	0	1	0
Preston Wilson, R (1, 7) OBP: 0.314, SLG: 0.415	B B B C B 4-1 BB			S B X 1-1 G5-3 ②	X 0-0 G1-3 ②			B X 1-0 P6 ①		3	0	0	0	1	0	0
Luke Scott, L (1, 9) OBP: 0.318, SLG: 0.455	C S B X 1-2 F9 ③			B B F X 2-1 F8 ③	C S F B F C 2-3 K ③			F C B S 1-3 K ②		3	0	0	0	0	1	2
Russ Springer, R (6, 1)										0	0	0	0	0	0	0
Chad Qualls, R (7, 1)										0	0	0	0	0	0	0
16 Jason Lane, R (8, PH) OBP: 0.328, SLG: 0.391										1	0	0	0	0	1	0
54 Brad Lidge, R (9, 1)										0	0	0	0	0	0	0
Trever Miller, R (9, 1)										0	0	0	0	0	0	0
Dan Wheeler, R (9, 1)										0	0	0	0	0	0	0
Brad Ausmus, R (1, 2) OBP: 0.305, SLG: 0.301		C B B X 2-1 G1-3 ①			B B B C X 3-1 E 1B 2B	S F B F X 1-2 P3 ①		F B C B C 2-3 K ③		4	1	1	0	0	1	0
28 Adam Everett, R (1, 6) OBP: 0.301, SLG: 0.328		C F X 0-2 P6 ②			H 1-0 1B E 2 1B HBP	C X 0-1 F8 ②				2	1	0	0	0	0	0
Andy Pettitte, L (1, 1) OBP: 0.167, SLG: 0.229		B C F B X 2-2 G4-3 ③			C X 0-1 FC6 1B 2 1B 1-2 2-3	C B S S 1-3 K ③				1	0	0	0	0	0	0
Willy Taveras, R (5, PH) (6, 8) OBP: 0.307, SLG: 0.312										2	1	0	0	0	1	2
Inning Stats	R: 1 E: 0 K: 0 S: 14 H: 2 LOB: 2 BB: 1 P: 25	R: 0 E: 0 K: 0 S: 8 H: 0 LOB: 0 BB: 0 P: 12	R: 0 E: 0 K: 3 S: 11 H: 0 LOB: 0 BB: 0 P: 15	R: 0 E: 0 K: 1 S: 7 H: 0 LOB: 0 BB: 0 P: 11	R: 6 E: 1 K: 1 S: 18 H: 4 LOB: 0 BB: 0 P: 26	R: 0 E: 0 K: 1 S: 9 H: 0 LOB: 0 BB: 0 P: 11	R: 1 E: 0 K: 1 S: 8 H: 2 LOB: 0 BB: 0 P: 14	R: 0 E: 0 K: 2 S: 7 H: 0 LOB: 0 BB: 0 P: 11		1B: 3 2B: 2 3B: 0 HR: 3 SF: 0 SAC: 0 DP: 0 HBP: 1						

PITCHER		IP	WLS	BF	H	R	ER	SO	BB	IBB	HBP	BLK	WP	HR	S	P	ERA	WHIP
61 Bronson Arroyo, R ERA: 3.2	(1, 1)	6.2	L	30	8	8	7	7	1	0	1	0	0	3	73	109	9.45	1.350
37 Brian Shackelford, L ERA: 7.5	(7, 1)	0.1		1	0	0	0	0	0	0	0	0	0	0	2	5	0.00	0.000
25 David Weathers, R ERA: 4.82	(8, 1)	1.0		3	0	0	0	2	0	0	0	0	0	0	7	11	0.00	0.000

PITCHER	IP	WLS	BF	H	R	ER	SO	BB	IBB	HBP	BLK	WP	HR	S	P	ERA	WHIP

AB	32
R	8
H	8
RBI	8
BB	1
SO	9
LOB	4

Cincinnati Reds @ Houston Astros

Minute Maid Park, Houston, TX

Thu Jul 27 2006, 7:05 PM CDT

Att. 38,254 - Roof Closed - 73 F

livebaseballscorecards.com

TOP

Batter	1	2	3	4	5	6	7	8	9	AB	R	H	RBI	BB	SO	LOB
6 Ryan Freel, R (1, 9) OBP: 0.395, SLG: 0.470	B C X 1-1 1B 2B	C X 0-1 ② G5-3			B C F S 1-3 ① K	C B F B B F X 3-2 S 1B		X 0-0 1B 3B	5	2	3	0	0	1	1
Adam Dunn, L (1, 7) OBP: 0.388, SLG: 0.566	F B X 1-1 HR 2-H 1B	S D D B F F X 3-2 2-H HR			B B C F B B 4-2 BB BB	1 SAFE 1 SAFE B B B C S B 4-2 1-2 BB		F D B C X 2-2 BB 1B 3-H	3	3	3	4	2	0	0
Ken Griffey Jr., L (1, 8) OBP: 0.292, SLG: 0.485	1 SAFE B B B C X 2-1 1-H HR	B B X 2-0 ③ G4-3			B B B B 4-0 G5-4-3 1-2 BB	X 0-0 ③ G4-3		1 SAFE B B B B B 4-0 1B 1-2 BB	3	1	1	2	2	0	2
Rich Aurilia, R (1, 5) OBP: 0.340, SLG: 0.506 (8, 3)	B B X 2-0 ① P6	X 0-0 ① L8			D X 1-0 ②③ G5-4-3 1-2f		C B S C 1-3 ① K	B C S X 1-2 1-3 2-H 1B	5	0	1	1	0	1	2
Scott Hatteberg, L (1, 3) OBP: 0.417, SLG: 0.504 56 Todd Coffey, R (8, 1) Dewayne Wise, L (9, PH) OBP: 0.143, SLG: 0.143 Eddie Guardado, R (9, 1)	B C B X 2-1 ② F8	C C B X 1-2 ② G3-1				X 0-0 4 G6-3 1B	B C F B S 2-3 ② K	X 0-0 ③ G4-3	4 0 1 0	0 0 0 0	1 0 0 0	0 0 0 0	1 0 0 0	0 0 0 0	0 0 2 0
Javier Valentin, S (1, 2) OBP: 0.286, SLG: 0.317	C S B S 1-3 ③ K	X 0-0 ③ G5-3				C B D B X 3-1 ① F7	F B F X 1-2 1B		4	0	1	0	0	1	1
4 Brandon Phillips, R (1, 4) OBP: 0.333, SLG: 0.414		X 0-0 ① P3		C F B X 1-2 ① G5-3		D X 1-0 ②③ G6-3 1-2f	C S F B S 1-3 ③ K		4	0	0	0	0	1	2
Royce Clayton, R (1, 6) OBP: 0.318, SLG: 0.347		B F X 1-1 54 S 54 2B 1B		B X 1-0 ② F7			C B C B B S 3-3 ① K	B C B F B B X 3-2 ① G4-3	4	1	1	0	0	1	0
54 Elizardo Ramirez, S (1, 1) OBP: 0.192, SLG: 0.200 37 Brian Shackelford, L (7, 1) Gary Majewski, R (8, 1) 45 Bill Bray, L (8, 1) 9 Juan Castro, R (8, 5) OBP: 0.269, SLG: 0.353		B X 1-0 1-H HR 2B		S C S 0-3 ③ K			C S B S 1-3 ② K	B X 1-0 ② G6-3	3 0 0 0 0 1	1 0 0 0 0 0	1 0 0 0 0 0	1 0 0 0 0 0	0 0 0 0 0 0	2 0 0 0 0 0	0 0 0 0 0 0
Inning Stats	R: 3 E: 0 K: 1 S: 12 H: 3 LOB: 0 BB: 0 P: 21	R: 3 E: 0 K: 0 S: 11 H: 3 LOB: 0 BB: 0 P: 18	R: 0 E: 0 K: 0 S: 5 H: 0 LOB: 0 BB: 0 P: 6	R: 0 E: 0 K: 1 S: 7 H: 0 LOB: 0 BB: 0 P: 9	R: 0 E: 0 K: 1 S: 7 H: 0 LOB: 1 BB: 2 P: 17	R: 0 E: 0 K: 0 S: 4 H: 1 LOB: 0 BB: 0 P: 8	R: 0 E: 0 K: 2 S: 13 H: 1 LOB: 2 BB: 1 P: 24	R: 0 E: 0 K: 3 S: 13 H: 1 LOB: 1 BB: 0 P: 18	R: 2 E: 0 K: 0 S: 12 H: 3 LOB: 2 BB: 1 P: 23	1B: 7 2B: 2 3B: 1 HR: 2 SF: 0 SAC: 0 DP: 2 HBP: 0						

PITCHER		IP	WLS	BF	H	R	ER	SO	BB	IBB	HBP	BLK	WP	HR	S	P	ERA	WHIP
Taylor Buchholz, R ERA: 5.96	(1, 1)	2.0	L	12	6	6	6	1	0	0	0	0	0	2	23	39	27.00	3.000
37 Matt Albers, R ERA:	(3, 1)	5.0		18	2	0	0	4	3	0	0	0	0	0	36	64	0.00	1.000
Russ Springer, R ERA: 3.58	(8, 1)	1.0		4	1	0	0	3	0	0	0	0	0	0	13	18	0.00	1.000
54 Brad Lidge, R ERA: 5.74	(9, 1)	0.2		6	3	2	2	0	1	0	0	0	0	0	11	22	27.00	6.000
Dan Wheeler, R ERA: 3.38	(9, 1)	0.1		1	0	0	0	0	0	0	0	0	0	0	1	1	0.00	0.000

AB	37
R	8
H	12
RBI	8
BB	4
SO	8
LOB	10

BOTTOM

Batter	1	2	3	4	5	6	7	8	9	AB	R	H	RBI	BB	SO	LOB
Craig Biggio, R (1, 4) OBP: 0.333, SLG: 0.431	X 0-0 17 BB 1B	1 SAFE B B S S B C X 3-2 ③ F7			S F F F F F B B 3-3 ③ K			C B X 1-1 17 1B 2B	C C B X 1-2 1B	5	1	3	0	0	1	2
2 Chris Burke, R (1, 8) OBP: 0.361, SLG: 0.464	X 0-0 ① F7		B B F F S 2-3 ① K			X 0-0 ① P6		C H 1-1 FC4-6 17 1B 1B HBP	S C F S 0-3 ② K	4	1	0	0	0	2	2
17 Lance Berkman, S (1, 3) OBP: 0.404, SLG: 0.614 41 Brandon Backe, R (8, PR) 16 Jason Lane, R (9, 3) OBP: 0.327, SLG: 0.389	B B B B 4-0 G4-6-3 1-2 BB		S B B B X 3-1 ② G4-3			X 0-0 ② G3		X 0-0 FC4-6 1-2 2-H 1B	S B S T 1-2 ③ K	3 0 1	0 0 0	1 0 0	1 0 0	1 0 0	0 0 1	0 0 1
Aubrey Huff, L (1, 5) OBP: 0.339, SLG: 0.439	C F B F X 1-2 ②③ G4-6-3 1-2f		B B F C S 2-3 ③ K			C B X 1-1 ③ F7		S B X 1-1 ① F7		4	0	0	0	0	1	4
Preston Wilson, R (1, 7) OBP: 0.313, SLG: 0.413		B X 1-0 ① L6		C S T B T F S 1-3 ① K			C C T F B X 1-2 2B 1B	B B E B X 3-1 ② FC4-6 1B 1B 1-2f 2-3		4	1	1	0	0	1	2
Luke Scott, L (1, 9) OBP: 0.346, SLG: 0.462		X 0-0 FC5-4 1B		S F B B B S 3-3 ② K			X 0-0 ① L8	S D F B B F X 3-2 1B 1-2 3-H 1B		4	0	2	1	0	1	1
Eric Munson, L (1, 2) OBP: 0.310, SLG: 0.387	C T X 0-2 ② FC5-4 28 1B 1-2f 1B			C T B B S 2-3 ③ K			C B X 1-1 1-3 2B	B F C X 1-2 1-2 2-H 1B		4	1	2	1	0	1	1
28 Adam Everett, R (1, 6) OBP: 0.300, SLG: 0.327	B 1 SAFE C X 1-1 1B 1-2 1B				C F C 0-3 ① K		C X 0-1 ② L5	B B C F S 2-3 ③ K		4	0	1	0	0	2	4
Taylor Buchholz, R (1, 1) OBP: 0.067, SLG: 0.034 Willy Taveras, R (2, PH) OBP: 0.309, SLG: 0.314 37 Matt Albers, L (3, 1) Mike Lamb, L (7, PH) OBP: 0.366, SLG: 0.502 Russ Springer, R (8, 1) 54 Brad Lidge, R (9, 1) Dan Wheeler, R (9, 1) 4 Eric Bruntlett, R (9, PH) OBP: 0.340, SLG: 0.315	C B X 1-1 1-3 2-H 1B				C C S 0-3 ② K		S B S F T F D S 2-3 ③ K	B C B S S 2-3 ① K		0 1 1 1 0 0 0 0 1	0 0 0 0 0 0 0 0 0	0 1 0 0 0 0 0 0 0	0 1 0 0 0 0 0 0 0	0 0 0 0 1 1 0 0 0	0 0 1 0 0 0 0 0 0	0 0 0 2 0 0 0 0 0
Inning Stats	R: 0 E: 0 K: 0 S: 6 H: 1 LOB: 1 BB: 0 P: 11	R: 1 E: 0 K: 0 S: 12 H: 3 LOB: 2 BB: 0 P: 18	R: 0 E: 0 K: 2 S: 8 H: 0 LOB: 0 BB: 0 P: 15	R: 0 E: 0 K: 3 S: 12 H: 0 LOB: 0 BB: 0 P: 18	R: 0 E: 0 K: 3 S: 19 H: 0 LOB: 0 BB: 0 P: 22	R: 0 E: 0 K: 0 S: 4 H: 0 LOB: 0 BB: 0 P: 5	R: 0 E: 0 K: 1 S: 15 H: 2 LOB: 2 BB: 0 P: 19	R: 3 E: 0 K: 1 S: 18 H: 4 LOB: 2 BB: 0 P: 30	R: 0 E: 0 K: 3 S: 13 H: 1 LOB: 1 BB: 0 P: 17	1B: 9 2B: 2 3B: 0 HR: 0 SF: 0 SAC: 0 DP: 1 HBP: 1						

PITCHER		IP	WLS	BF	H	R	ER	SO	BB	IBB	HBP	BLK	WP	HR	S	P	ERA	WHIP
54 Elizardo Ramirez, R ERA: 4.22	(1, 1)	6.2	W	26	6	1	1	8	1	0	0	0	0	0	71	101	1.35	1.050
37 Brian Shackelford, L ERA: 7.3	(7, 1)	0.1		1	0	0	0	1	0	0	0	0	0	0	5	7	0.00	0.000
Gary Majewski, R ERA: 4.37	(8, 1)	0.0		2	1	2	2	0	0	0	1	0	0	0	3	5	∞	∞
45 Bill Bray, L ERA: 3.72	(8, 1)	0.2		5	3	1	1	0	0	0	0	0	0	0	12	20	13.50	4.500
56 Todd Coffey, R ERA: 3.18	(8, 1)	0.1	H	1	0	0	0	1	0	0	0	0	0	0	3	5	0.00	0.000

PITCHER		IP	WLS	BF	H	R	ER	SO	BB	IBB	HBP	BLK	WP	HR	S	P	ERA	WHIP
Eddie Guardado, L ERA: 4.4	(9, 1)	1.0		4	1	0	0	3	0	0	0	0	0	0	13	17	0.00	1.000

AB	37
R	4
H	11
RBI	4
BB	1
SO	13
LOB	19

Cincinnati Reds @ Milwaukee Brewers

Miller Park, Milwaukee, WI

Fri Jul 28 2006, 7:05 PM CDT

Att. 32,743 - Clear - 89 F

TOP

Batter	1	2	3	4	5	6	7	8	9	AB	R	H	RBI	BB	SO	LOB
6 Ryan Freel, R (1, 9) OBP: 0.392, SLG: 0.469	G6-3	K		G5-3		F9		1-H 2B		5	0	1	1	0	1	5
Adam Dunn, L (1, 7) OBP: 0.391, SLG: 0.567	P3		P5		G4-3, 12 FC5 2B	1-2 2B BB		IBB		3	1	1	0	2	0	0
Ken Griffey Jr., L (1, 8) OBP: 0.297, SLG: 0.488	BB		1B		G4-3 2-3	1-H 2-H 2B		F8		4	0	2	1	1	0	3
12 Edwin Encarnación, R (1, 5) OBP: 0.376, SLG: 0.488 Eddie Guardado, R (9, 1)	K	K			FC5 BB 3-H		L8		F8	5 0	0 0	0 0	1 0	0 0	2 0	2 0
Scott Hatteberg, L (1, 3) OBP: 0.420, SLG: 0.507		22 SF7 1B	K		4 1B BB 1-2	BB	P3	2B		4	1	2	0	1	1	1
4 Brandon Phillips, R (1, 4) OBP: 0.334, SLG: 0.414		BB 1-2 1B		22 SH3-4 BB 1B	P4		K		K	5	0	2	0	0	2	3
Royce Clayton, R (1, 6) OBP: 0.317, SLG: 0.343		BB 1-2 2-3		L8	K			G6-3	P4	4	0	0	0	1	1	4
Jason LaRue, R (1, 2) OBP: 0.331, SLG: 0.327		P3		22 SH3-4 BB 1-2		F7		K		3	0	0	0	1	1	3
22 Eric Milton, L (1, 1) OBP: 0.194, SLG: 0.294 27 Chris Denorfia, R (8, PH) OBP: 0.353, SLG: 0.355 56 Todd Coffey, R (8, 1) 45 Bill Bray, L (8, 1) 9 Juan Castro, R (9, 5) OBP: 0.269, SLG: 0.353		SF7 3-H		SH3-4 1-2 2-3		BB 2B BB		6 2B 1B		0 1 0 0 0	1 1 0 0 0	0 1 0 0 0	1 0 0 0 0	1 0 0 0 0	0 0 0 0 0	0 0 0 0 0
Inning Stats	R: 0 E: 0 K: 1 S: 7 H: 0 LOB: 1 BB: 1 P: 14	R: 1 E: 0 K: 1 S: 13 H: 2 LOB: 1 BB: 1 P: 23	R: 0 E: 0 K: 2 S: 10 H: 1 LOB: 1 BB: 0 P: 15	R: 0 E: 0 K: 0 S: 13 H: 1 LOB: 2 BB: 1 P: 22	R: 1 E: 0 K: 1 S: 13 H: 1 LOB: 2 BB: 1 P: 22	R: 1 E: 0 K: 0 S: 11 H: 1 LOB: 2 BB: 2 P: 22	R: 0 E: 0 K: 1 S: 7 H: 0 LOB: 0 BB: 0 P: 12	R: 1 E: 0 K: 1 S: 14 H: 2 LOB: 2 BB: 1 P: 23	R: 0 E: 0 K: 1 S: 7 H: 1 LOB: 1 BB: 0 P: 8	1B: 5 2B: 4 3B: 0 HR: 0	SF: 1 SAC: 1 DP: 0 HBP: 0			WP: 0 PB: 0 SB: 0 CS: 0	PA: 43		

PITCHER		IP	WLS	BF	H	R	ER	SO	BB	IBB	HBP	BLK	WP	HR	S	P	ERA	WHIP
Tomo Ohka, R ERA: 2.94	(1, 1)	5.0		25	5	2	2	5	4	0	0	0	0	0	56	96	3.60	1.800
Rick Helling, R ERA: 4.37	(6, 1)	2.0	B	8	1	1	1	1	2	0	0	0	0	0	18	34	4.50	1.500
Matt Wise, R ERA: 4.5	(8, 1)	0.2	L	5	2	1	1	1	0	1	0	0	0	0	11	18	13.50	3.000
Brian Shouse, L ERA: 2.77	(8, 1)	0.1		1	0	0	0	0	0	0	0	0	0	0	3	5	0.00	0.000
Francisco Cordero, R ERA: 4.71	(9, 1)	1.0		4	1	0	0	1	0	0	0	0	0	0	7	8	0.00	1.000

livebaseballscorecards.com

AB	34
R	4
H	9
RBI	4
BB	7
SO	8
LOB	21

BOTTOM

Batter	1	2	3	4	5	6	7	8	9	AB	R	H	RBI	BB	SO	LOB
Brady Clark, R (1, 8) OBP: 0.390, SLG: 0.351	9 2B 2B 1B	F7		K			G1-3		1-3 9 G6-3 1B	5	1	2	0	0	1	0
9 Tony Graffanino, R (1, 4) OBP: 0.337, SLG: 0.402	1-3 2B 2B	F7			G5-3		F9		1-2f G6-3	5	1	1	0	0	0	2
Jeff Cirillo, R (1, 5) OBP: 0.386, SLG: 0.430	2 F9 28 1B 2B 2-H 3-H		P3		2B			G3		4	1	2	2	0	0	0
2 Bill Hall, R (1, 6) OBP: 0.321, SLG: 0.566	F9 2-3		28 BB BB		P4			28 BB 1B		3	0	1	0	1	0	2
28 Prince Fielder, L (1, 3) OBP: 0.349, SLG: 0.501	1 G5-3 1B 3-H		BB 1-2		F8			BB 1-2		2	0	1	1	2	0	1
1 Corey Hart, R (1, 7) OBP: 0.362, SLG: 0.391	G5-3 1-2		F8			F7		P3		4	0	0	0	0	0	5
Geoff Jenkins, L (1, 9) OBP: 0.336, SLG: 0.402	HBP		F8			F7		L5		3	0	0	0	0	0	4
Damian Miller, R (1, 2) OBP: 0.320, SLG: 0.420 18 Gabe Gross, L (9, PR) OBP: 0.366, SLG: 0.476				F9		L9			1B BB	3 0	0	0	0	1	1	2 0
Tomo Ohka, S (1, 1) OBP: 0.105, SLG: 0.158 Rick Helling, R (6, 1) 22 Tony Gwynn Jr., L (7, PH) OBP: 0.500, SLG: 0.625 Matt Wise, R (8, 1) Brian Shouse, L (8, 1) Francisco Cordero, R (9, 1) 11 Mike Rivera, R (9, PH) OBP: 0.321, SLG: 0.500		F9		L9			K2-3		K	2 0 1 0 0 0 0 1	0 0 0 0 0 0 0 0	0 0 0 0 0 0 0 0	0 0 1 0 0 0 0 1	0 0 0 0 0 0 0 1	0 0 1 0 0 0 0 1	0 0 0 0 0 0 0 1
Inning Stats	R: 3 E: 0 K: 1 S: 17 H: 4 LOB: 2 BB: 0 P: 25	R: 0 E: 0 K: 0 S: 6 H: 0 LOB: 0 BB: 0 P: 10	R: 0 E: 0 K: 0 S: 8 H: 0 LOB: 2 BB: 2 P: 17	R: 0 E: 0 K: 1 S: 7 H: 0 LOB: 0 BB: 0 P: 10	R: 0 E: 0 K: 0 S: 7 H: 1 LOB: 1 BB: 0 P: 13	R: 0 E: 0 K: 0 S: 6 H: 0 LOB: 0 BB: 0 P: 9	R: 0 E: 0 K: 1 S: 9 H: 0 LOB: 0 BB: 0 P: 11	R: 0 E: 0 K: 0 S: 8 H: 1 LOB: 2 BB: 1 P: 16	R: 0 E: 0 K: 1 S: 9 H: 1 LOB: 2 BB: 1 P: 15	1B: 4 2B: 3 3B: 0 HR: 0	SF: 0 SAC: 0 DP: 1 HBP: 1			WP: 0 PB: 0 SB: 0 CS: 0	PA: 38		

PITCHER		IP	WLS	BF	H	R	ER	SO	BB	IBB	HBP	BLK	WP	HR	S	P	ERA	WHIP
22 Eric Milton, L ERA: 5.37	(1, 1)	7.0	W	29	5	3	3	3	2	0	1	0	0	0	60	95	3.86	1.000
56 Todd Coffey, R ERA: 3.16	(8, 1)	0.1	H	2	1	0	0	0	0	0	0	0	0	0	4	8	0.00	3.000
45 Bill Bray, L ERA: 3.64	(8, 1)	0.2	H	3	0	0	0	0	1	0	0	0	0	0	4	8	0.00	1.500
Eddie Guardado, L ERA: 4.26	(9, 1)	1.0	S	4	1	0	0	1	1	0	0	0	0	0	9	15	0.00	2.000

livebaseballscorecards.com

AB	33
R	3
H	7
RBI	3
BB	4
SO	4
LOB	17

TOP

Batter	1	2	3	4	5	6	7	8	9	AB	R	H	RBI	BB	SO	LOB
Royce Clayton, R (1, 6) OBP: 0.318, SLG: 0.342	F8	WP 3-H 1B		S BB		K			F9	4	0	1	1	1	1	0
Adam Dunn, L (1, 7) OBP: 0.393, SLG: 0.564	1B 2B BB	K 1-2 2-3		L8 1-2			S HBP		BB	2	1	0	0	2	1	3
Ken Griffey Jr., L (1, 8) OBP: 0.296, SLG: 0.483	2B G3-1 1-2 1B	K		G1-3			L9		K	5	1	1	0	0	2	5
Rich Aurilia, R (1, 5) OBP: 0.338, SLG: 0.504	G3-1 1-3 2-H 2B	K	K		F9		G1-3 1-2		L6	5	0	1	1	0	1	2
Scott Hatteberg, L (1, 3) OBP: 0.418, SLG: 0.507	G3-1 2-3 3-H		4 1B 2B		F8		P4			4	0	1	1	0	0	2
4 Brandon Phillips, R (1, 4) OBP: 0.336, SLG: 0.415	G6-3		2-3 1B		1B			K		4	0	2	0	0	1	1
26 David Ross, R (1, 2) OBP: 0.377, SLG: 0.669		SH5-4 1B 2B	SAFE K		F8			K		4	1	1	0	0	2	3
27 Chris Denorfia, R (1, 9) OBP: 0.368, SLG: 0.333		WP SH5-4 BB	K			G5-3		BB		2	0	0	0	2	1	2
Justin Germano, R (1, 1) Jason Standridge, R (6, 1) 37 Brian Shackelford, L (7, 1) 25 David Weathers, R (7, 1) Javier Valentin, S (8, PH) OBP: 0.284, SLG: 0.315 Gary Majewski, R (8, 1)		SH5-4 1-2 2-3		K		K		L8		2 0 0 0 1 0	0 0 0 0 0 0	0 0 0 0 0 0	0 0 0 0 0 0	2 0 0 0 0 0	0 0 0 0 1 0	0 0 0 0 1 0
Inning Stats	R: 2 E: 0 K: 0 S: 18 H: 2 LOB: 1 BB: 1 P: 31	R: 1 E: 0 K: 2 S: 19 H: 2 LOB: 2 BB: 1 P: 28	R: 0 E: 0 K: 3 S: 17 H: 2 LOB: 2 BB: 0 P: 21	R: 0 E: 0 K: 1 S: 10 H: 0 LOB: 1 BB: 1 P: 19	R: 0 E: 0 K: 0 S: 7 H: 1 LOB: 1 BB: 0 P: 13	R: 0 E: 0 K: 2 S: 7 H: 0 LOB: 0 BB: 0 P: 11	R: 0 E: 0 K: 0 S: 6 H: 0 LOB: 1 BB: 0 P: 10	R: 0 E: 0 K: 2 S: 12 H: 0 LOB: 1 BB: 1 P: 19	R: 0 E: 0 K: 1 S: 8 H: 0 LOB: 1 BB: 1 P: 14							

PITCHER		IP	WLS	BF	H	R	ER	SO	BB	IBB	HBP	BLK	WP	HR	S	P	ERA	WHIP
Doug Davis, L ERA: 5.02	(1, 1)	5.0		25	7	3	3	6	3	0	0	0	1	0	71	112	5.40	2.000
Geremi Gonzalez, R ERA: 4.91	(6, 1)	1.0	W	3	0	0	0	2	0	0	0	0	0	0	7	11	0.00	0.000
Brian Shouse, L ERA: 2.67	(7, 1)	1.0	H	4	0	0	0	0	0	0	1	0	0	0	6	10	0.00	0.000
Francisco Cordero, R ERA: 4.62	(8, 1)	1.0	H	4	0	0	0	2	1	0	0	0	0	0	12	19	0.00	1.000
Derrick Turnbow, R ERA: 5.88	(9, 1)	1.0	S	4	0	0	0	1	1	0	0	0	0	0	8	14	0.00	1.000

Cincinnati Reds @ Milwaukee Brewers

Miller Park, Milwaukee, WI

Sat Jul 29 2006, 6:05 PM CDT

Att. 43,000 - Clear - 90 F

livebaseballscorecards.com

AB	33
R	3
H	7
RBI	3
BB	5
SO	11
LOB	19

BOTTOM

Batter	1	2	3	4	5	6	7	8	9	AB	R	H	RBI	BB	SO	LOB
Brady Clark, R (1, 8) OBP: 0.387, SLG: 0.349	9 FC4 1B		K	K		L6		FC1-6 9 CS 1-2f		5	0	1	0	0	2	3
9 Tony Graffanino, R (1, 4) OBP: 0.340, SLG: 0.403	FC4 28 BB 1-2f	28 G3 1B			28 G4-6-3 1B		K	CS 1-2		4	1	2	0	0	1	1
28 Prince Fielder, L (1, 3) OBP: 0.350, SLG: 0.508	1-2 BB	G3 1-2			G4-6-3 1-2f		HR			3	1	1	1	1	0	2
Kevin Mench, R (1, 7) OBP: 0.337, SLG: 0.457	K		2-H 1B		K		E6			4	0	1	1	0	2	2
Geoff Jenkins, L (1, 9) OBP: 0.333, SLG: 0.398	K		L4			K	K			4	0	0	0	0	3	4
David Bell, R (1, 5) OBP: 0.347, SLG: 0.401		G6-3	2 HR BB			2 G4-3 11 1B 2B	G6-3			3	2	1	0	1	0	1
2 Bill Hall, R (1, 6) OBP: 0.323, SLG: 0.577		K	1-H HR			G4-3 2-3		11 G6-3 18 1B 2B		4	2	2	2	0	1	1
11 Mike Rivera, R (1, 2) OBP: 0.344, SLG: 0.500		1B	G6-3			22 E 3-H 1B		G6-3 2-3		4	0	2	1	0	0	1
Doug Davis, R (1, 1) OBP: 0.087, SLG: 0.067 Geremi Gonzalez, R (6, 1) 22 Tony Gwynn Jr., L (6, PH) OBP: 0.444, SLG: 0.556 Brian Shouse, L (7, 1) Francisco Cordero, R (8, 1) 18 Gabe Gross, L (8, PH) OBP: 0.370, SLG: 0.479 Derrick Turnbow, R (9, 1)		K	G3-1			E4 1-2		FC1-6 3-H 1B		2 0 1 0 0 1 0	0 0 0 0 0 0 0	0 0 1 0 0 0 0	0 0 0 0 0 1 0	1 0 0 0 0 0 0	1 0 1 0 0 0 0	1 0 1 0 0 0 0
Inning Stats	R: 0 E: 0 K: 2 S: 12 H: 1 LOB: 2 BB: 1 P: 17	R: 0 E: 0 K: 2 S: 10 H: 1 LOB: 1 BB: 0 P: 15	R: 1 E: 0 K: 1 S: 12 H: 2 LOB: 1 BB: 0 P: 16	R: 2 E: 0 K: 1 S: 9 H: 1 LOB: 0 BB: 1 P: 16	R: 0 E: 0 K: 1 S: 9 H: 1 LOB: 0 BB: 0 P: 15	R: 1 E: 1 K: 1 S: 12 H: 2 LOB: 2 BB: 0 P: 20	R: 1 E: 1 K: 2 S: 10 H: 1 LOB: 1 BB: 0 P: 15	R: 1 E: 0 K: 0 S: 10 H: 2 LOB: 0 BB: 0 P: 15							

PITCHER		IP	WLS	BF	H	R	ER	SO	BB	IBB	HBP	BLK	WP	HR	S	P	ERA	WHIP
Justin Germano, R ERA: 5.4	(1, 1)	5.2	L	27	8	4	4	8	2	0	0	0	0	1	63	96	6.35	1.765
Jason Standridge, R ERA: 4.61	(6, 1)	0.2		4	1	1	1	1	0	0	0	0	0	1	7	12	13.50	1.500
37 Brian Shackelford, L ERA: 7.11	(7, 1)	0.1		1	0	0	0	1	0	0	0	0	0	0	3	5	0.00	0.000
25 David Weathers, R ERA: 4.79	(7, 1)	0.1		1	0	0	0	0	0	0	0	0	0	0	1	1	0.00	0.000
Gary Majewski, R ERA: 4.45	(8, 1)	1.0		4	2	1	1	0	0	0	0	0	0	0	10	15	9.00	2.000

1B:	7
2B:	2
3B:	0
HR:	2
SF:	0
SAC:	1
DP:	0
HBP:	1
WP:	0
PB:	0
SB:	2
CS:	1
PA:	38

Cincinnati Reds @ Milwaukee Brewers

Miller Park, Milwaukee, WI

Sun Jul 30 2006, 1:05 PM CDT

Att. 42,976 - Roof Closed - 78 F

livebaseballscorecards.com

TOP

Batter	1	2	3	4	5	6	7	8	9	AB	R	H	RBI	BB	SO	LOB
6 Ryan Freel, R (1, 9) OBP: 0.387, SLG: 0.462	F9		F8			P4		K2-3		4	0	0	0	0	1	1
Adam Dunn, L (1, 7) OBP: 0.394, SLG: 0.563	K		K			G6-3 1B			HR 1B	4	1	2	0	0	2	0
Ken Griffey Jr., L (1, 8) OBP: 0.295, SLG: 0.490	F7		K			G6-3 1-2f			1-H HR	4	1	1	2	0	1	1
Rich Aurilia, R (1, 5) OBP: 0.340, SLG: 0.515		4 2B 1B		P4			G5-3		HR	4	1	2	1	0	0	0
Scott Hatteberg, L (1, 3) OBP: 0.416, SLG: 0.503		K		F8			4 G4-3 1B		G4-3	4	0	1	0	0	1	1
4 Brandon Phillips, R (1, 4) OBP: 0.338, SLG: 0.417		1-3 2B		K			G4-3 1-2f		12 S 9 S BB	3	0	1	0	1	1	1
9 Juan Castro, R (1, 6) OBP: 0.269, SLG: 0.356		K			G6-3			2-2 2B	1 SAFE K 1-2	4	0	1	0	0	2	3
Jason LaRue, R (1, 2) OBP: 0.331, SLG: 0.322 12 Edwin Encarnación, R (9, PH) OBP: 0.378, SLG: 0.488 Brandon Watson, L (9, PR) OBP: 0.207, SLG: 0.179		IBB			K			1-3 2-3	4-2 26 S BB	2 0 0	0 0 0	0 0 0	0 0 0	1 1 0	2 0 0	1 0 0
39 Aaron Harang, R (1, 1) OBP: 0.204, SLG: 0.170 37 Brian Shackelford, L (7, 1) 56 Todd Coffey, R (7, 1) Javier Valentin, S (8, PH) OBP: 0.282, SLG: 0.313 25 David Weathers, R (8, 1) 26 David Ross, R (9, PH) OBP: 0.374, SLG: 0.664		K			G6-3			P6	3-2 G5-3 1-2	2 0 0 1 0 1	0 0 0 0 0 0	0 0 0 0 0 0	0 0 0 0 0 0	1 0 0 0 0 0	3 0 0 1 0 2	0 0 0 1 0 2
Inning Stats	R: 0 E: 0 K: 1 S: 7 H: 0 LOB: 0 BB: 0 P: 8	R: 0 E: 0 K: 3 S: 15 H: 2 LOB: 3 BB: 1 P: 22	R: 0 E: 0 K: 2 S: 7 H: 0 LOB: 0 BB: 0 P: 10	R: 0 E: 0 K: 1 S: 6 H: 0 LOB: 0 BB: 0 P: 8	R: 0 E: 0 K: 1 S: 6 H: 0 LOB: 0 BB: 0 P: 8	R: 0 E: 0 K: 0 S: 6 H: 1 LOB: 0 BB: 0 P: 12	R: 0 E: 0 K: 0 S: 7 H: 1 LOB: 0 BB: 0 P: 13	R: 0 E: 0 K: 2 S: 11 H: 1 LOB: 1 BB: 0 P: 15	R: 3 E: 0 K: 1 S: 23 H: 3 LOB: 3 BB: 2 P: 40	1B: 4 2B: 2 3B: 0 HR: 2 SF: 0 SAC: 0 DP: 2 HBP: 0			WP: 0 PB: 0 SB: 3 CS: 0	PA: 36		

PITCHER		IP	WLS	BF	H	R	ER	SO	BB	IBB	HBP	BLK	WP	HR	S	P	ERA	WHIP
15 Ben Sheets, R ERA: 4.58	(1, 1)	8.0	W	30	7	2	2	10	0	1	0	0	0	1	68	101	2.25	0.875
Derrick Turnbow, R ERA: 6.0	(9, 1)	0.2	H	5	1	1	1	1	2	0	0	0	0	1	17	29	13.50	4.500
Francisco Cordero, R ERA: 4.59	(9, 1)	0.1	S	1	0	0	0	0	0	0	0	0	0	0	3	6	0.00	0.000

BOTTOM

Batter	1	2	3	4	5	6	7	8	9	AB	R	H	RBI	BB	SO	LOB
Brady Clark, R (1, 8) OBP: 0.388, SLG: 0.353	1B 2B	G6-3			9 1B 1B	K		F7		5	1	2	0	0	1	3
9 Tony Graffanino, R (1, 4) OBP: 0.342, SLG: 0.405	K		F9		1-2 1B		28 1B HR 1B			4	1	2	0	0	1	1
28 Prince Fielder, L (1, 3) OBP: 0.351, SLG: 0.507	1B BB		K		K		1-2 HR 1B			3	1	1	0	1	2	2
Kevin Mench, R (1, 7) OBP: 0.342, SLG: 0.470	FC6-4 1-2 2-H 1B		WP 1B		K		1-H 2-H HR			4	1	3	4	0	1	2
Geoff Jenkins, L (1, 9) OBP: 0.332, SLG: 0.395	F8		FC6-4 1-2 BB		P5		G4-3			3	0	0	0	1	0	4
David Bell, R (1, 5) OBP: 0.343, SLG: 0.396	FC6-4 1-2f		FC6-4 1-2f			L6	G5-3			4	0	0	0	0	0	4
2 Bill Hall, R (1, 6) OBP: 0.325, SLG: 0.575	1B		K			15 SH1-4 11 1B BB	K			3	0	1	0	1	2	0
11 Mike Rivera, R (1, 2) OBP: 0.333, SLG: 0.471		K	G5-3			1-2 15 SH1-4 1B		P5		4	0	1	0	0	1	1
15 Ben Sheets, R (1, 1) OBP: 0.083, SLG: 0.083 Derrick Turnbow, R (9, 1) Francisco Cordero, R (9, 1)		K	K			1-2 2-3 SH1-4		K		3 0 0	0 0 0	0 0 0	0 0 0	0 0 0	3 0 0	1 0 0
Inning Stats	R: 1 E: 0 K: 1 S: 13 H: 2 LOB: 2 BB: 1 P: 20	R: 0 E: 0 K: 2 S: 10 H: 1 LOB: 1 BB: 0 P: 13	R: 0 E: 0 K: 1 S: 9 H: 1 LOB: 2 BB: 1 P: 18	R: 0 E: 0 K: 2 S: 12 H: 0 LOB: 0 BB: 0 P: 19	R: 0 E: 0 K: 2 S: 14 H: 2 LOB: 2 BB: 0 P: 16	R: 0 E: 0 K: 1 S: 12 H: 1 LOB: 2 BB: 1 P: 16	R: 3 E: 0 K: 1 S: 16 H: 3 LOB: 0 BB: 0 P: 21	R: 0 E: 0 K: 1 S: 7 H: 0 LOB: 0 BB: 0 P: 9		1B: 8 2B: 1 3B: 0 HR: 1 SF: 0 SAC: 1 DP: 2 HBP: 0			WP: 1 PB: 0 SB: 0 CS: 0	PA: 37		

PITCHER		IP	WLS	BF	H	R	ER	SO	BB	IBB	HBP	BLK	WP	HR	S	P	ERA	WHIP
39 Aaron Harang, R ERA: 3.62	(1, 1)	6.0	L	31	10	4	4	9	3	0	0	0	1	1	76	111	6.00	2.167
37 Brian Shackelford, L ERA: 6.92	(7, 1)	0.1		1	0	0	0	0	0	0	0	0	0	0	5	6	0.00	0.000
56 Todd Coffey, R ERA: 3.12	(7, 1)	0.2		2	0	0	0	1	0	0	0	0	0	0	5	6	0.00	0.000
25 David Weathers, R ERA: 4.69	(8, 1)	1.0		3	0	0	0	1	0	0	0	0	0	0	7	9	0.00	0.000

PITCHER		IP	WLS	BF	H	R	ER	SO	BB	IBB	HBP	BLK	WP	HR	S	P	ERA	WHIP
2 Bill Hall, R OBP: 0.325, SLG: 0.575	(1, 6)	3	0	1	0	1	2	0										
11 Mike Rivera, R OBP: 0.333, SLG: 0.471	(1, 2)	4	0	1	0	0	1	1										
15 Ben Sheets, R OBP: 0.083, SLG: 0.083	(1, 1)	3	0	0	0	0	3	1										
Derrick Turnbow, R	(9, 1)	0	0	0	0	0	0	0										
Francisco Cordero, R	(9, 1)	0	0	0	0	0	0	0										

AB	33
R	4
H	10
RBI	4
BB	3
SO	11
LOB	18

Los Angeles Dodgers @ Cincinnati Reds

Great American Ball Park, Cincinnati, OH

Tue Aug 01 2006, 7:10 PM EDT

Att. 25,127 - Partly Cloudy - 93 F

livebaseballscorecards.com

TOP

Batter	1	2	3	4	5	6	7	8	9	AB	R	H	RBI	BB	SO	LOB
15 Rafael Furcal, S (1, 6) OBP: 0.353, SLG: 0.385	C X 0-1 WP 1B 1B	C B F S 1-3 K ③		T B X 1-1 F8 ①		B B F X 2-1 F8 ②	B X 1-0 1-H 2-H 3-H 2B		C B D X 2-1 1-2 3-H 1B	6	0	3	4	0	1	2
Kenny Lofton, L (1, 8) OBP: 0.346, SLG: 0.378 51 Jonathan Broxton, R (9, 1)	B F X 1-1 WP 1-2 1B		C B B X 2-1 G3 ①	B X 1-0 G6-3 1B		B X 1-0 F8 ③	C F X 0-2 G1 ③		F B F F B S 2-3 K ③	6 0	0 0	2 0	0 0	0 0	1 0	4 0
Julio Lugo, R (1, 4) OBP: 0.373, SLG: 0.495	C F S 0-3 K ①		B C F X 1-2 F9 ②	X 0-0 G6-3 ② 1-2			B B B C B 4-1 E 55 FC6 1B BB	C B X 1-1 CS 1B		4	1	1	0	1	1	3
J.D. Drew, L (1, 9) OBP: 0.376, SLG: 0.461	B C S C D B B 4-2 1-2 2-3 BB		S B F B F X 2-2 16 1B 2B	B C B B F C 3-3 K ③			B B X 2-0 55 FC6 E 1-2 BB 1B	C C B F X 1-2 F8 ①		4	2	2	0	1	1	2
16 Andre Ethier, L (1, 7) OBP: 0.389, SLG: 0.551	S S S 0-3 K ②		F B B B F F F B X 3-2 HR 2-H 1B		B B X 2-0 F7 ①		X 0-0 F8 ①	C S 1 T SAFE 0-2 K ②		5	1	1	1	0	2	6
Wilson Betemit, S (1, 5) OBP: 0.352, SLG: 0.524	C S F B C 1-3 K ③		F X 0-1 2-H HR		B X 1-0 L3 ②		S B X 1-1 E9 55 FC6 1-2 2-3	B 1-0 CS ③ 1-2	X 0-0 55 G4-6-3 1B	5	1	2	2	0	1	5
55 Russell Martin, R (1, 2) OBP: 0.359, SLG: 0.457		S B B F F X 2-2 F7 ①	B C F B X 2-2 7 S 7 2B 1B		F B C B X 2-2 G6-3 ③		S F F D X 1-2 FC6 7 BB BB 15 2B 1-2f 2-3 3-H ②		B S F X 1-2 G4-6-3 ① ② 1-2f	5	2	1	1	0	0	3
7 James Loney, L (1, 3) OBP: 0.340, SLG: 0.396		C B C F X 1-2 1B	C B X 1-1 1-H 2B			C B C X 1-2 G3-1 ①	B D B 1 C B SAFE 4-1 BB 15 2B 1-2 BB		X 0-0 17 1B 15 1B 2B	4	2	3	1	1	0	0
Aaron Sele, R (1, 1) OBP: 0.208, SLG: 0.250 Ricky Ledee, L (7, PH) OBP: 0.294, SLG: 0.429 Olmedo Saenz, R (7, PH) OBP: 0.338, SLG: 0.553 Brett Tomko, R (7, 1) OBP: 0.154, SLG: 0.120 Joe Beimel, L (8, 1) 17 Jason Repko, R (9, PH) OBP: 0.378, SLG: 0.488 (9, 8)		L C B M 1-3 K ②	C X 0-1 F7 ③			F B X 1-1	B C B B F B 4-2 15 2B 1-2 2-3 3-H BB		F C F B X 1-2 15 1B 2-3 1B	3 0 0 0 0 1	0 0 1 0 0 0	1 0 0 0 0 0	0 0 1 0 0 1	0 0 1 0 0 0	1 0 1 0 0 0	2 0 0 0 0 0
Inning Stats	R: 0 E: 0 K: 3 S: 16 H: 2 LOB: 3 BB: 1 P: 22	R: 0 E: 0 K: 2 S: 14 H: 1 LOB: 1 BB: 0 P: 19	R: 4 E: 0 K: 0 S: 23 H: 5 LOB: 1 BB: 0 P: 34	R: 0 E: 0 K: 1 S: 7 H: 1 LOB: 1 BB: 0 P: 12	R: 0 E: 0 K: 0 S: 5 H: 0 LOB: 0 BB: 0 P: 10	R: 0 E: 0 K: 0 S: 8 H: 1 LOB: 1 BB: 0 P: 13	R: 5 E: 1 K: 0 S: 16 H: 2 LOB: 1 BB: 0 P: 33	R: 0 E: 0 K: 0 S: 9 H: 1 LOB: 0 BB: 0 P: 12	R: 1 E: 0 K: 1 S: 15 H: 4 LOB: 2 BB: 0 P: 21	1B: 12 2B: 4 3B: 0 HR: 1	SF: 0 SAC: 0 DP: 1 HBP: 0			WP: 1 PB: 0 SB: 1 CS: 1		PA: 48	

PITCHER		IP	WLS	BF	H	R	ER	SO	BB	IBB	HBP	BLK	WP	HR	S	P	ERA	WHIP
61 Bronson Arroyo, R ERA: 3.31	(1, 1)	6.0		29	10	4	4	6	1	0	0	0	1	1	73	110	6.00	1.833
45 Bill Bray, L ERA: 3.6	(7, 1)	0.1	L	4	1	3	2	0	1	0	0	0	0	0	5	12	54.00	6.000
56 Todd Coffey, R ERA: 3.27	(7, 1)	0.1		2	0	0	0	0	1	0	0	0	0	0	5	10	0.00	3.000
Rheal Cormier, L ERA: 1.83	(7, 1)	0.1		3	1	2	0	0	1	0	0	0	0	0	6	11	0.00	6.000
Gary Majewski, R ERA: 4.38	(8, 1)	1.0		3	1	0	0	1	0	0	0	0	0	0	9	12	0.00	1.000

PITCHER		IP	WLS	BF	H	R	ER	SO	BB	IBB	HBP	BLK	WP	HR	S	P	ERA	WHIP
Kyle Lohse, R ERA: 7.1	(9, 1)	1.0		6	4	1	1	1	0	0	0	0	0	0	15	21	9.00	4.000

AB	43
R	10
H	17
RBI	10
BB	4
SO	8
LOB	27

BOTTOM

Batter	1	2	3	4	5	6	7	8	9	AB	R	H	RBI	BB	SO	LOB
6 Ryan Freel, R (1, 9) OBP: 0.386, SLG: 0.463	C F B X 1-2 F8 ①		C B C S 1-3 K ②			B C B X 2-1 HR 2B	B B X 2-0 F9 ②			4	1	1	0	0	1	1
Adam Dunn, L (1, 7) OBP: 0.393, SLG: 0.568	C B B C S 2-3 K ②		B X 1-0 G3 ③			B B F X 2-1 2-H HR	S B B F F C 2-3 K ③			4	1	1	2	0	2	1
Ken Griffey Jr., L (1, 8) OBP: 0.295, SLG: 0.487	C C B B B X 3-2 G4-3 ③			B F C X 1-2 G3-1 ①		C B X 1-1 4 1B 1B		B C X 1-1 G3-1 ①		4	0	1	0	0	0	0
Rich Aurilia, R (1, 5) OBP: 0.342, SLG: 0.513		B B X 2-0 G3-6-3 1B		B X 1-0 G6-3 ②		F B X 1-1 F7 ①		B B B B 4-0 G1-6-3 BB		3	0	1	0	1	0	1
Scott Hatteberg, L (1, 3) OBP: 0.411, SLG: 0.497		C B B S F X 2-2 G3-6-3 ① ② 1-2f		C B X 1-1 P2 ③		X 0-0 F9 ②		C B S F X 1-2 G1-6-3 ② ③ 1-2f		4	0	0	0	0	0	3
4 Brandon Phillips, R (1, 4) OBP: 0.342, SLG: 0.424		B B B C B C X 3-2 26 2B 2B			C B S S X 1-2 G1-3 ①	C 1 B X SAFE 1-1 1-2 1B			C C F B B X 2-2 G6-4-3 1B	4	1	3	0	0	0	0
26 David Ross, R (1, 2) OBP: 0.380, SLG: 0.695 Rheal Cormier, L (7, 1) Gary Majewski, R (8, 1) Kyle Lohse, R (9, 1) 27 Chris Denorfia, R (9, PH) OBP: 0.359, SLG: 0.324		B S F B B X 3-2 2-H 2B			B X 1-0 HR	X 0-0 F9 ③			F S B F X 1-2 F9 ①	3 0 0 0 1	1 0 0 0 0	2 0 0 0 0	2 0 0 0 0	0 0 0 0 0	0 0 0 0 1	2 0 0 0 1
Royce Clayton, R (1, 6) OBP: 0.314, SLG: 0.338		C F X 0-2 G5-3 ③			B X 1-0 G6-3 ②		F B F F F B X 2-2 G6-3 ①		F B X 1-1 G6-4-3 ② ③ 1-2f	4	0	0	0	0	0	2
61 Bronson Arroyo, R (1, 1) OBP: 0.179, SLG: 0.264 45 Bill Bray, L (7, 1) 56 Todd Coffey, R (7, 1) Javier Valentin, S (7, 2) OBP: 0.287, SLG: 0.318			C C X 0-2 G6-3 ①		X 0-0 G5-3 ③		B X 1-0 1B			2 0 0 1	0 0 0 0	0 0 0 0	0 0 0 0	0 0 0 0	0 0 0 0	0 0 0 0
Inning Stats	R: 0 E: 0 K: 1 S: 9 H: 0 LOB: 0 BB: 0 P: 15	R: 1 E: 0 K: 0 S: 14 H: 3 LOB: 1 BB: 0 P: 24	R: 0 E: 0 K: 1 S: 7 H: 0 LOB: 0 BB: 0 P: 9	R: 0 E: 0 K: 0 S: 6 H: 0 LOB: 0 BB: 0 P: 9	R: 1 E: 0 K: 0 S: 6 H: 1 LOB: 0 BB: 0 P: 9	R: 2 E: 0 K: 0 S: 12 H: 4 LOB: 2 BB: 0 P: 19	R: 0 E: 0 K: 1 S: 10 H: 1 LOB: 1 BB: 0 P: 17	R: 0 E: 0 K: 0 S: 6 H: 0 LOB: 0 BB: 1 P: 12	R: 0 E: 0 K: 0 S: 10 H: 1 LOB: 0 BB: 0 P: 14	1B: 5 2B: 3 3B: 0 HR: 2	SF: 0 SAC: 0 DP: 3 HBP: 0			WP: 0 PB: 0 SB: 0 CS: 0		PA: 35	

PITCHER		IP	WLS	BF	H	R	ER	SO	BB	IBB	HBP	BLK	WP	HR	S	P	ERA	WHIP
Aaron Sele, R ERA: 3.95	(1, 1)	6.0	W	25	8	4	4	2	0	0	0	0	0	2	54	85	6.00	1.333
Brett Tomko, R ERA: 4.94	(7, 1)	1.0		4	1	0	0	1	0	0	0	0	0	0	10	17	0.00	1.000
Joe Beimel, L ERA: 3.65	(8, 1)	1.0		3	0	0	0	0	1	0	0	0	0	0	6	12	0.00	1.000
51 Jonathan Broxton, R ERA: 3.19	(9, 1)	1.0		3	1	0	0	0	0	0	0	0	0	0	10	14	0.00	1.000

AB	34
R	4
H	10
RBI	4
BB	1
SO	3
LOB	11

TOP

Batter	1	2	3	4	5	6	7	8	9	AB	R	H	RBI	BB	SO	LOB
15 Rafael Furcal, S (1, 6) OBP: 0.352, SLG: 0.383 44 Takashi Saito, L (8, 1)	C B S B C 2-3 ① K		B C X 1-2 3B 2-H 1B	C S F F X 0-2 ③ G1-3		C B S F F X 1-2 ② G4-3		C C X 0-2 ③ L6		5 1 1 1 0 1 1 0 0 0 0 0 0 0						
Kenny Lofton, L (1, 8) OBP: 0.347, SLG: 0.385	C F B B X 2-2 ② F7		X 0-0 1B 2-H 3B		C B B B C X 3-2 ① G4-3	F B X 1-1 ③ G4-3			X 0-0 G6-3 1B	5 1 2 1 0 0 0						
Julio Lugo, R (1, 4) OBP: 0.374, SLG: 0.490 (8, 6)	B B F C F F S 2-3 ③ K		C F B B D B 4-2 1B BB		C S B F B F B 4-2 S 16 2B BB		C X 0-1 ① P4		L B 1 SAFE 1 SAFE B X 2-1 ① G6-3 1-2	3 1 0 0 2 1 1						
J.D. Drew, L (1, 9) OBP: 0.375, SLG: 0.458 Elmer Dessens, R (7, 1) 18 Ramon Martinez, R (8, 4) OBP: 0.363, SLG: 0.373		B S B C S 2-3 ① K	X 0-0 1-2 3-H 1B		B C F B 1 SAFE D F S 3-3 ② K 1-2		B C C S 1-3 ② K		C X 0-1 ② F9	4 0 1 1 0 3 1 0 0 0 0 0 0 0 1 0 0 0 0 0 1						
16 Andre Ethier, L (1, 7) OBP: 0.390, SLG: 0.552		B S B X 2-1 ② G6-3	F X 0-1 ② L8		F S B X 1-2 55 BB 2-H 2B		C F X 0-2 E S 1B		F B X 1-1 ③ G4-3	5 0 2 1 0 0 3						
Wilson Betemit, S (1, 5) OBP: 0.351, SLG: 0.517		B F B C B X 3-2 ③ G4-3	C F X 0-2 ③ G6-3		B B B B 4-0 55 BB BB		S B B X 2-1 1-3 E4			3 0 0 0 1 0 3						
55 Russell Martin, R (1, 2) OBP: 0.358, SLG: 0.451			C X 0-1 ① G5-3	X 0-0 ① G5-3	B S C B B B 4-2 1-2 2-3 BB		B M B X 2-1 ③ F8			3 0 0 0 1 0 2						
7 James Loney, L (1, 3) OBP: 0.351, SLG: 0.380			B C B B B 4-1 31 2B BB	C B B B B 4-1 BB	C S S 0-3 ③ K			F B S X 1-2 ① F9		2 1 0 0 2 1 3						
31 Brad Penny, R (1, 1) OBP: 0.222, SLG: 0.267 17 Jason Repko, R (7, 9) OBP: 0.374, SLG: 0.481			L 1 SAFE F B B X 2-2 1-H 15 1B 2B	C L B F F C 1-3 ② K		F B X 1-1 ① G5-3		F C B S 1-3 ② K		3 1 1 1 0 1 1 1 0 0 0 0 1 0						
Inning Stats	R: 0 E: 0 K: 2 S: 11 H: 0 LOB: 0 BB: 0 P: 17	R: 0 E: 0 K: 1 S: 8 H: 0 LOB: 0 BB: 0 P: 15	R: 4 E: 0 K: 0 S: 19 H: 4 LOB: 2 BB: 2 P: 30	R: 0 E: 0 K: 1 S: 13 H: 0 LOB: 1 BB: 1 P: 18	R: 1 E: 0 K: 2 S: 20 H: 1 LOB: 3 BB: 3 P: 39	R: 0 E: 0 K: 1 S: 9 H: 0 LOB: 0 BB: 0 P: 12	R: 0 E: 1 K: 1 S: 12 H: 1 LOB: 2 BB: 0 P: 17	R: 0 E: 0 K: 2 S: 9 H: 0 LOB: 0 BB: 0 P: 11	R: 0 E: 0 K: 0 S: 7 H: 1 LOB: 1 BB: 0 P: 10	1B: 4 2B: 2 3B: 1 HR: 0 SF: 0 SAC: 0 DP: 0 HBP: 0						

PITCHER		IP	WLS	BF	H	R	ER	SO	BB	IBB	HBP	BLK	WP	HR	S	P	ERA	WHIP
54 Elizardo Ramirez, R ERA: 4.47	(1, 1)	4.2	L	23	5	5	5	5	4	0	0	0	0	0	66	106	9.64	1.929
Jason Standridge, R ERA: 4.5	(5, 1)	0.1		3	0	0	0	1	2	0	0	0	0	0	5	13	0.00	6.000
25 David Weathers, R ERA: 4.5	(6, 1)	2.0		8	1	0	0	1	0	0	0	0	0	0	21	29	0.00	0.500
56 Todd Coffey, R ERA: 3.21	(8, 1)	1.0		3	0	0	0	1	0	0	0	0	0	0	9	11	0.00	0.000
Rheal Cormier, L ERA: 1.78	(9, 1)	1.0		4	1	0	0	0	0	0	0	0	0	0	7	10	0.00	1.000

PITCHER		IP	WLS	BF	H	R	ER	SO	BB	IBB	HBP	BLK	WP	HR	S	P	ERA	WHIP

Los Angeles Dodgers @ Cincinnati Reds
Great American Ball Park, Cincinnati, OH
Wed Aug 02 2006, 7:10 PM EDT
Att. 22,114 - Partly Cloudy - 91 F

livebaseballscorecards.com

AB	35
R	5
H	7
RBI	5
BB	6
SO	8
LOB	16

BOTTOM

Batter	1	2	3	4	5	6	7	8	9	AB	R	H	RBI	BB	SO	LOB
6 Ryan Freel, R (1, 9) OBP: 0.390, SLG: 0.463	B C F B X 3-2 CS 1B		C F F B B F B X 3-2 ② F9 2-3		C C B B F F B B 4-2 PO BB			C C B B B B 4-2 BB		2 0 1 0 2 0 1						
Adam Dunn, L (1, 7) OBP: 0.389, SLG: 0.562	B 1 SAFE B 1 SAFE C C F S 2-3 ① ② K 1-2		F F C 0-3 ③ K		F S B F F F F F 1 SAFE 1-2 ③ PO 1-2	C C B F T 1-2 ① K		B B C B 1 SAFE C S 3-3 ② K		4 0 0 0 0 4 3						
Ken Griffey Jr., L (1, 8) OBP: 0.294, SLG: 0.494	F B F B S 2-3 ③ K			B X 1-0 HR		B C F B X 2-2 ② G4-3		D C C B B F X 3-2 ③ F7		4 1 1 1 0 1 1						
12 Edwin Encarnación, R (1, 5) OBP: 0.373, SLG: 0.480		C C B B F B X 3-2 ① G6-3		S X 0-1 ① G5-3		C X 0-1 ③ G6-3			C B B S S 2-3 ① K	4 0 0 0 0 1 0						
Scott Hatteberg, L (1, 3) OBP: 0.409, SLG: 0.503		B X 1-0 ② F7		C B F X 1-2 HR			C F B C 1-3 ① K		B B C C B S 3-3 ② K	4 1 1 1 0 2 0						
4 Brandon Phillips, R (1, 4) OBP: 0.341, SLG: 0.420	B B F C F F B B 4-2 BB			B C S S 1-3 ② K			B C F X 1-2 ② F7		B C F S 1-3 ③ K	3 0 0 0 1 2 0						
26 David Ross, R (1, 2) OBP: 0.373, SLG: 0.679	C X 0-1 ③ P4			F F S 0-3 ③ K			B C B F S 2-3 ③ K			3 0 0 0 0 2 1						
Royce Clayton, R (1, 6) OBP: 0.315, SLG: 0.346			F B F F F X 1-2 E6 6 F9 54 SH1-4		B C C C X 1-2 ① G4-3			C B B S F X 2-2 HR		3 1 1 1 0 0 0						
54 Elizardo Ramirez, S (1, 1) OBP: 0.192, SLG: 0.200 Jason Standridge, R (5, 1) Jason LaRue, R (5, PH) OBP: 0.330, SLG: 0.320 25 David Weathers, R (6, 1) 56 Todd Coffey, R (8, 1) 27 Chris Denorfia, R (8, PH) OBP: 0.350, SLG: 0.314 Rheal Cormier, L (9, 1)			B X 1-0 ① SH1-4 1-2		B F B X 2-1 ② G5-3			C B B S C 2-3 ① K		0 0 0 0 0 0 0 0 0 0 0 0 0 0 1 0 0 0 0 0 0 0 0 0 0 0 0 0 0 0 0 0 0 0 0 1 0 0 0 0 1 0 0 0 0 0 0 0 0						
Inning Stats	R: 0 E: 0 K: 2 S: 10 H: 1 LOB: 0 BB: 0 P: 17	R: 0 E: 0 K: 0 S: 11 H: 0 LOB: 1 BB: 1 P: 19	R: 0 E: 1 K: 1 S: 13 H: 0 LOB: 1 BB: 0 P: 18	R: 2 E: 0 K: 2 S: 12 H: 2 LOB: 0 BB: 0 P: 15	R: 0 E: 0 K: 0 S: 15 H: 0 LOB: 0 BB: 1 P: 23	R: 0 E: 0 K: 1 S: 9 H: 0 LOB: 0 BB: 0 P: 12	R: 0 E: 0 K: 2 S: 9 H: 0 LOB: 0 BB: 0 P: 13	R: 1 E: 0 K: 2 S: 16 H: 1 LOB: 1 BB: 1 P: 30	R: 0 E: 0 K: 3 S: 9 H: 0 LOB: 0 BB: 0 P: 15	1B: 1 2B: 1 3B: 0 HR: 3 SF: 0 SAC: 1 DP: 1 HBP: 0						

PITCHER		IP	WLS	BF	H	R	ER	SO	BB	IBB	HBP	BLK	WP	HR	S	P	ERA	WHIP
31 Brad Penny, R ERA: 3.5	(1, 1)	6.0	W	22	3	2	2	6	2	0	0	0	0	2	70	104	3.00	0.833
Elmer Dessens, R ERA: 4.13	(7, 1)	1.2	H	7	1	1	1	4	1	0	0	0	0	1	21	36	5.40	1.200
44 Takashi Saito, R ERA: 2.42	(8, 1)	1.1	S	4	0	0	0	3	0	0	0	0	0	0	13	22	0.00	0.000

PITCHER		IP	WLS	BF	H	R	ER	SO	BB	IBB	HBP	BLK	WP	HR	S	P	ERA	WHIP

TOP

Batter	1	2	3	4	5	6	7	8	9	AB	R	H	RBI	BB	SO	LOB
15 Rafael Furcal, S (1, 6) OBP: 0.353, SLG: 0.386	HR 1B	G4-3			P6			3B 2B		4	2	2	0	0	0	1
Julio Lugo, R (1, 4) OBP: 0.372, SLG: 0.493	P3		K		G1-3			2-H 3B		4	0	1	1	0	1	1
J.D. Drew, L (1, 9) OBP: 0.371, SLG: 0.453	F7		F7			P6		F9		4	0	0	0	0	0	2
Olmedo Saenz, R (1, 3) OBP: 0.343, SLG: 0.569 Kenny Lofton, L (8, PR) OBP: 0.347, SLG: 0.385 7 James Loney, L (8, 3) OBP: 0.351, SLG: 0.380	1-H HR		F9			K		IBB		3 0 0	1 0 0	1 0 0	2 0 0	1 0 0	1 0 0	0 0 0
16 Andre Ethier, L (1, 7) OBP: 0.391, SLG: 0.560	3B			55 CS 1B		F7		P5		4	0	2	0	0	0	2
Wilson Betemit, S (1, 5) OBP: 0.345, SLG: 0.507	K			F8			K	F9		4	0	0	0	0	2	4
55 Russell Martin, R (1, 2) OBP: 0.367, SLG: 0.462		SH1-4 1B		1-2 1B				G4-6-3 BB		3	0	3	0	1	0	0
17 Jason Repko, R (1, 8) OBP: 0.358, SLG: 0.459		P6		SAFE G2			P4	F7		4	0	0	0	0	0	4
Greg Maddux, R (1, 1) OBP: 0.128, SLG: 0.111 Joe Beimel, L (7, 1) 51 Jonathan Broxton, R (7, 1) Ricky Ledee, L (9, PH) OBP: 0.288, SLG: 0.420 44 Takashi Saito, L (9, 1)		SH1-4 1-2			F8		G4-3	G4-6-3 1-2f		2 0 0 1 0	0 0 0 0 0	0 0 0 0 0	0 0 0 0 0	0 0 0 0 0	0 0 0 0 0	1 0 0 1 0
Inning Stats	R: 2 E: 0 K: 1 S: 12 H: 3 LOB: 1 BB: 0 P: 15	R: 0 E: 0 K: 0 S: 11 H: 1 LOB: 1 BB: 0 P: 18	R: 0 E: 0 K: 1 S: 8 H: 0 LOB: 0 BB: 0 P: 12	R: 0 E: 0 K: 0 S: 14 H: 2 LOB: 1 BB: 0 P: 19	R: 0 E: 0 K: 0 S: 4 H: 0 LOB: 0 BB: 0 P: 6	R: 0 E: 0 K: 1 S: 7 H: 0 LOB: 0 BB: 0 P: 12	R: 0 E: 0 K: 1 S: 8 H: 1 LOB: 1 BB: 0 P: 11	R: 1 E: 0 K: 0 S: 11 H: 2 LOB: 2 BB: 1 P: 20	R: 0 E: 0 K: 0 S: 8 H: 0 LOB: 0 BB: 1 P: 16	1B: 4 2B: 2 3B: 2 HR: 1 SF: 0 SAC: 1 DP: 1 HBP: 0						

PITCHER		IP	WLS	BF	H	R	ER	SO	BB	IBB	HBP	BLK	WP	HR	S	P	ERA	WHIP
22 Eric Milton, L ERA: 5.2	(1, 1)	7.0	L	27	7	2	2	4	0	0	0	0	0	1	64	93	2.57	1.000
56 Todd Coffey, R ERA: 3.38	(8, 1)	0.0		2	2	1	1	0	0	0	0	0	0	0	5	9	∞	∞
45 Bill Bray, L ERA: 3.48	(8, 1)	1.0		4	0	0	0	0	0	1	0	0	0	0	6	11	0.00	0.000
Gary Majewski, R ERA: 4.31	(9, 1)	1.0		3	0	0	0	0	1	0	0	0	0	0	8	16	0.00	1.000

PITCHER	IP	WLS	BF	H	R	ER	SO	BB	IBB	HBP	BLK	WP	HR	S	P	ERA	WHIP

Los Angeles Dodgers @ Cincinnati Reds
Great American Ball Park, Cincinnati, OH
Thu Aug 03 2006, 7:10 PM EDT
Att. 26,045 - Partly Cloudy - 92 F

livebaseballscorecards.com

AB	33
R	3
H	9
RBI	3
BB	2
SO	4
LOB	16

WP: 0	PA: 36
PB: 0	
SB: 0	
CS: 1	

BOTTOM

Batter	1	2	3	4	5	6	7	8	9	AB	R	H	RBI	BB	SO	LOB
6 Ryan Freel, R (1, 9) OBP: 0.388, SLG: 0.458	G4-3			L5		P6			PB BB HBP	3	0	0	0	0	0	0
Scott Hatteberg, L (1, 3) OBP: 0.416, SLG: 0.505	G3-5-1 BB			G1-3 BB			1B		PB BB	1	0	1	0	3	0	0
Ken Griffey Jr., L (1, 8) OBP: 0.291, SLG: 0.487	G3-5-1 1-2f			G1-3 1-2			SAFE K		K 1-2 2-3	4	0	0	0	0	2	5
Adam Dunn, L (1, 7) OBP: 0.386, SLG: 0.556		K		G4-3			SAFE K		K	4	0	0	0	0	3	4
Rich Aurilia, R (1, 4) OBP: 0.339, SLG: 0.507		G5-3			G5-3		K			3	0	0	0	0	1	1
12 Edwin Encarnación, R (1, 5) OBP: 0.372, SLG: 0.478		G5-3			L7			G4-3 1B		3	0	1	0	0	0	0
Javier Valentin, S (1, 2) OBP: 0.281, SLG: 0.311			K		F9			G4-3 1-2f		3	0	0	0	0	1	1
Royce Clayton, R (1, 6) OBP: 0.315, SLG: 0.344			22 G4-6-3 BB			G6-3		G4-3		2	0	0	0	1	0	0
22 Eric Milton, L (1, 1) OBP: 0.184, SLG: 0.278 56 Todd Coffey, R (8, 1) 45 Bill Bray, L (8, 1) Gary Majewski, R (9, 1) 4 Brandon Phillips, R (9, PH) OBP: 0.340, SLG: 0.419			G4-6-3 1-2f			K			G5-3	2 0 0 0 1	0 0 0 0 0	0 0 0 0 0	0 0 0 0 0	0 0 0 0 0	1 0 0 0 0	1 0 0 0 0
Inning Stats	R: 0 E: 0 K: 1 S: 8 H: 0 LOB: 0 BB: 0 P: 12	R: 0 E: 0 K: 0 S: 11 H: 1 LOB: 0 BB: 0 P: 18	R: 0 E: 0 K: 1 S: 6 H: 0 LOB: 0 BB: 1 P: 13	R: 0 E: 0 K: 0 S: 8 H: 0 LOB: 1 BB: 0 P: 13	R: 0 E: 0 K: 0 S: 6 H: 0 LOB: 0 BB: 0 P: 10	R: 0 E: 0 K: 1 S: 6 H: 0 LOB: 0 BB: 0 P: 10	R: 0 E: 0 K: 3 S: 14 H: 1 LOB: 1 BB: 0 P: 21	R: 0 E: 0 K: 2 S: 3 H: 1 LOB: 0 BB: 0 P: 4	R: 0 E: 0 K: 2 S: 13 H: 0 LOB: 2 BB: 1 P: 23	1B: 2 2B: 0 3B: 0 HR: 0 SF: 0 SAC: 0 DP: 3 HBP: 1						

PITCHER		IP	WLS	BF	H	R	ER	SO	BB	IBB	HBP	BLK	WP	HR	S	P	ERA	WHIP
Greg Maddux, R ERA: 4.49	(1, 1)	6.0	W	19	0	0	0	3	3	0	0	0	0	0	41	72	0.00	0.500
Joe Beimel, L ERA: 3.6	(7, 1)	0.2	H	3	1	0	0	2	0	0	0	0	0	0	10	17	0.00	1.500
51 Jonathan Broxton, R ERA: 3.1	(7, 1)	1.1	H	4	1	0	0	1	0	0	0	0	0	0	7	8	0.00	0.750
44 Takashi Saito, R ERA: 2.38	(9, 1)	1.0	S	5	0	0	0	2	1	0	1	0	0	0	13	23	0.00	1.000

PITCHER	IP	WLS	BF	H	R	ER	SO	BB	IBB	HBP	BLK	WP	HR	S	P	ERA	WHIP

TOP

Batter	1	2	3	4	5	6	7	8	9	AB	R	H	RBI	BB	SO	LOB
14 Willy Aybar, S (1, 5) OBP: 0.358, SLG: 0.396	C B F B C 2-3 K		C F B F F F B X 3-2 FC5-4 1B		C B B B B 4-1 WP BB		X 0-0 F7	C B B C C 2-3 K		4	0	1	0	1	2	2
Marcus Giles, R (1, 4) OBP: 0.356, SLG: 0.390	F B F X 1-2 1B 1B		B B F X 2-1 FC5-4 CS 1-2f		B F B S F F B B 4-2 1-2 BB		F B X 1-1 11 F9 1-H 2B		B B C F B X 3-2 11 2B 1B	4	0	3	1	1	0	1
11 Edgar Renteria, R (1, 6) OBP: 0.386, SLG: 0.464	X 0-0 F9		B B X 2-0 P6		D C X 1-1 F9		F F B X 1-2 F9 2-3		B F F F F B B X 3-2 1-3 2B	5	0	1	0	0	0	5
Andruw Jones, R (1, 8) OBP: 0.354, SLG: 0.518	B D C B C F F X 3-2 1-3 1B		C C 0-2 CS 1-2	B C B B X 3-1 E5 16 HR	S B X 1-1 F9		I I I I 4-0 16 FC4-6 IBB		I I I I 4-0 7 G5-4-3 IBB	3	1	1	0	2	0	2
16 Brian McCann, L (1, 2) OBP: 0.389, SLG: 0.541	B B F X 2-1 F8			S X 0-1 2-H HR	C B S F S 1-3 K		C X 0-1 FC4-6 1-2f		S X 0-1 F7	5	1	1	2	0	1	9
7 Jeff Francoeur, R (1, 9) OBP: 0.281, SLG: 0.449		B S X 1-1 P3		C F X 0-2 P3		B X 1-0 G1-3		X 0-0 HR	B C X 1-1 G5-4-3 1-2f	5	1	1	1	0	0	3
Scott Thorman, L (1, 3) OBP: 0.287, SLG: 0.482		B S F X 1-2 L6		C B B S F B X 3-2 P5		S X 0-1 G4-3		F B S B X 2-2 G4-3 2B		4	0	1	0	0	0	0
Ryan Langerhans, L (1, 7) OBP: 0.343, SLG: 0.389 23 Matt Diaz, R (8, PH) OBP: 0.337, SLG: 0.442 (8, 7)		B B S S F B B 4-2 BB		F C X 0-2 2B		B B B C S F F X 3-2 G3		X 0-0 F9		2 1	0 0	1 0	0 0	1 0	0 0	0 1
36 Chuck James, L (1, 1) 54 Chad Paronto, R (6, 1) 4 Pete Orr, L (7, PH) OBP: 0.217, SLG: 0.289 Ken Ray, R (7, 1) Adam LaRoche, L (8, PH) OBP: 0.338, SLG: 0.552 49 Macay McBride, L (8, 1)		C T F X 0-2 G1		X 0-0 P5			B C B F X 2-2 2B 1B	B F X 1-1 G4-3 2-3		2 0 1 0 0 1 0	0 0 1 0 0 0 0	0 0 1 0 0 0 0	0 0 1 0 0 0 0	0 0 0 0 0 0 0	0 0 0 0 0 0 1	2 0 0 0 0 0 0
Inning Stats	R: 0 E: 0 K: 1 S: 14 H: 2 LOB: 2 BB: 0 P: 22	R: 0 E: 0 K: 0 S: 12 H: 0 LOB: 1 BB: 1 P: 18	R: 0 E: 0 K: 0 S: 11 H: 1 LOB: 0 BB: 0 P: 18	R: 2 E: 1 K: 0 S: 15 H: 2 LOB: 1 BB: 0 P: 21	R: 0 E: 0 K: 1 S: 13 H: 0 LOB: 2 BB: 2 P: 24	R: 0 E: 0 K: 0 S: 8 H: 0 LOB: 0 BB: 0 P: 12	R: 1 E: 0 K: 0 S: 11 H: 2 LOB: 2 BB: 1 P: 19	R: 1 E: 0 K: 1 S: 10 H: 2 LOB: 1 BB: 0 P: 15	R: 0 E: 0 K: 0 S: 12 H: 2 LOB: 2 BB: 1 P: 23	1B: 5 2B: 4 3B: 0 HR: 2 SF: 0 SAC: 0 DP: 1 HBP: 0				WP: 1 PB: 0 SB: 0 CS: 1	PA: 43	

PITCHER		IP	WLS	BF	H	R	ER	SO	BB	IBB	HBP	BLK	WP	HR	S	P	ERA	WHIP
39 Aaron Harang, R ERA: 3.53	(1, 1)	6.0	W	26	5	2	1	2	3	0	0	0	1	1	73	115	1.50	1.333
Gary Majewski, R ERA: 4.41	(7, 1)	0.2	H	5	2	1	1	0	0	1	0	0	0	0	9	17	13.50	3.000
Rheal Cormier, L ERA: 2.02	(7, 1)	0.1	H	3	2	1	1	0	0	0	0	0	0	1	6	8	27.00	6.000
25 David Weathers, R ERA: 4.41	(8, 1)	1.0	H	3	0	0	0	1	0	0	0	0	0	0	6	9	0.00	0.000
Eddie Guardado, L ERA: 4.13	(9, 1)	1.0	S	5	2	0	0	0	0	1	0	0	0	0	12	23	0.00	2.000

Atlanta Braves @ Cincinnati Reds
Great American Ball Park, Cincinnati, OH
Fri Aug 04 2006, 7:10 PM EDT
Att. 33,655 - Partly Cloudy - 85 F

livebaseballscorecards.com

AB	37
R	4
H	11
RBI	4
BB	5
SO	3
LOB	26

BOTTOM

Batter	1	2	3	4	5	6	7	8	9	AB	R	H	RBI	BB	SO	LOB
6 Ryan Freel, R (1, 9) OBP: 0.390, SLG: 0.455	X 0-0 L7		B B B C B 4-1 BB		B B B B B 4-0 S HR BB		X 0-0 2-H 6 FC4-6 1B			2	1	0	0	2	0	1
Royce Clayton, R (1, 6) OBP: 0.314, SLG: 0.352	C X 0-1 G5-3		B X 1-0 P4		1 SAFE 1 SAFE D C C B F B X 3-2 1-H HR		S X 1 SAFE 0-1 1-2f FC4-6			4	1	1	2	0	1	2
Ken Griffey Jr., L (1, 8) OBP: 0.290, SLG: 0.483	C S S 0-3 K			X 0-0 F9		F B B B B 4-1 2B 12 2B BB	C S S 0-3 K2-3			3	1	0	0	1	1	0
Rich Aurilia, R (1, 3) OBP: 0.338, SLG: 0.507		C X 0-1 F7		C B B C B F X 3-2 P6		F X 0-1 12 2B 1-3 2B		F S B X 1-2 G3-1		4	1	1	0	0	0	0
12 Edwin Encarnación, R (1, 5) OBP: 0.373, SLG: 0.482 Gary Majewski, R (7, 1) Rheal Cormier, L (7, 1) 25 David Weathers, R (8, 1) 26 David Ross, R (8, PH) OBP: 0.370, SLG: 0.674 Eddie Guardado, R (9, 1)		C B T F 1-2 CI 4 FC5-4		X 0-0 G5-3		B F X 1-1 4 1B 27 CS 2-H 3-H 2B		F S B B X 3-1 G4-3		2 0 0 0 0 1 0	0 0 0 0 0 0 0	1 0 0 0 0 0 0	2 0 0 0 0 0 0	0 0 0 0 0 0 0	0 0 0 0 0 0 0	0 0 0 0 0 0 0
4 Brandon Phillips, R (1, 4) OBP: 0.340, SLG: 0.418		C B F F F X 1-2 FC5-4 27 S 1-2f			B C F B F X 2-2 L4	X 0-0 27 CS 27 CS 2-3 1B		B B X 2-0 F8		3	0	1	0	0	0	1
27 Chris Denorfia, R (1, 7) OBP: 0.349, SLG: 0.316	B 1 SAFE B C B F F X 3-2 L9 1-2				X 0-0 G5-3	B 1-0 CS 1-3 3-H				3	1	1	0	0	0	1
Jason LaRue, R (1, 2) OBP: 0.326, SLG: 0.316			X 0-0 F8		B B F S S S 2-3 K		C B F B F X 2-2 SH1-3 9 1B 1B			2	0	0	0	0	1	0
39 Aaron Harang, R (1, 1) OBP: 0.200, SLG: 0.167 9 Juan Castro, R (6, PH) OBP: 0.271, SLG: 0.357 (7, 5)			C S B F F B F B F 3-3 S K			C B B X 2-1 F7	1 SAFE 1 SAFE 1 SAFE X 0-0 SH1-3 1-2			1 2	0 0	0 1	0 1	0 0	1 0	0 0
Inning Stats	R: 0 E: 0 K: 1 S: 6 H: 0 LOB: 0 BB: 0 P: 6	R: 0 E: 1 K: 0 S: 14 H: 0 LOB: 1 BB: 1 P: 19	R: 0 E: 0 K: 1 S: 10 H: 0 LOB: 1 BB: 1 P: 18	R: 0 E: 0 K: 0 S: 6 H: 0 LOB: 0 BB: 0 P: 9	R: 0 E: 0 K: 1 S: 8 H: 0 LOB: 0 BB: 0 P: 12	R: 4 E: 0 K: 0 S: 12 H: 4 LOB: 1 BB: 2 P: 27	R: 1 E: 1 K: 1 S: 11 H: 2 LOB: 1 BB: 0 P: 13	R: 0 E: 0 K: 0 S: 6 H: 0 LOB: 0 BB: 0 P: 12		1B: 3 2B: 3 3B: 0 HR: 1 SF: 0 SAC: 1 DP: 1 HBP: 0				WP: 0 PB: 0 SB: 2 CS: 2	PA: 33	

PITCHER		IP	WLS	BF	H	R	ER	SO	BB	IBB	HBP	BLK	WP	HR	S	P	ERA	WHIP
36 Chuck James, L ERA: 5.07	(1, 1)	5.1	L	22	2	4	4	3	3	0	0	0	0	1	53	86	6.75	0.938
54 Chad Paronto, R ERA: 2.88	(6, 1)	0.2		2	2	0	0	0	0	0	0	0	0	0	3	5	0.00	3.000
Ken Ray, R ERA: 3.35	(7, 1)	1.0		5	2	1	1	1	0	0	0	0	0	0	11	13	9.00	2.000
49 Macay McBride, L ERA: 4.19	(8, 1)	1.0		3	0	0	0	0	0	0	0	0	0	0	6	12	0.00	0.000

TOP

Batter	1	2	3	4	5	6	7	8	9	AB	R	H	RBI	BB	SO	LOB
14 Willy Aybar, S (1, 5) OBP: 0.356, SLG: 0.392	F8	F9		F7		HR 1B		SH2-4 1-2		4	1	1	0	0	0	0
Marcus Giles, R (1, 4) OBP: 0.359, SLG: 0.401	G1-3 11 1B 16 HR 1B	0-0		P6		1-H HR		K		5	2	3	2	0	1	1
11 Edgar Renteria, R (1, 6) OBP: 0.384, SLG: 0.460	G1-3 16 HR 1-2 1B	K		P4		G6-3		G6-3		5	1	1	0	0	1	2
Andruw Jones, R (1, 8) OBP: 0.352, SLG: 0.513	G1-3 1-2 2-3		E5 16 BB BB		F9		16 1B BB		G6-3	4	0	0	0	1	0	2
16 Brian McCann, L (1, 2) OBP: 0.399, SLG: 0.559	2-H 3-H HR		SAFE BB 1-2 BB		7 G6-4-3 1B		1-2 1B		1-1 1B	4	1	4	3	1	0	0
7 Jeff Francoeur, R (1, 9) OBP: 0.280, SLG: 0.446	HBP 1B		F6		G6-4-3 1-2f		L5		F9	5	0	1	0	0	0	6
Adam LaRoche, L (1, 3) OBP: 0.339, SLG: 0.557	1-2 HBP		K			HR			K	4	1	1	1	0	2	5
Scott Thorman, L (1, 7) OBP: 0.286, SLG: 0.465 Tyler Yates, R (8, 1)	G3-1		1-2 2-3 FC4 BB			F8	L9			3 0	0 0	0 0	0 0	1 0	0 0	4 0
Jason Shiell, R (1, 1) 49 Macay McBride, L (4, 1) 54 Chad Paronto, R (5, 1) Ryan Langerhans, L (6, PH) OBP: 0.342, SLG: 0.387 Oscar Villarreal, L (6, 1) 23 Matt Diaz, R (8, PH) OBP: 0.341, SLG: 0.446 (8, 7)		K	FC4 1-2f			P2		14 SH2-4 1B		2 0 0 1 0 1	0 0 0 0 0 0	0 0 0 0 0 1	0 0 0 0 0 0	1 0 0 0 0 0	0 0 0 0 0 0	3 0 0 0 0 0
Inning Stats	R: 3 E: 0 K: 0 S: 19 H: 4 LOB: 2 BB: 0 P: 28	R: 0 E: 0 K: 2 S: 10 H: 1 LOB: 1 BB: 0 P: 16	R: 0 E: 1 K: 1 S: 11 H: 0 LOB: 3 BB: 2 P: 22	R: 0 E: 0 K: 0 S: 7 H: 0 LOB: 0 BB: 0 P: 12	R: 0 E: 0 K: 0 S: 7 H: 1 LOB: 0 BB: 0 P: 11	R: 3 E: 0 K: 0 S: 11 H: 3 LOB: 0 BB: 0 P: 17	R: 0 E: 0 K: 0 S: 16 H: 1 LOB: 2 BB: 1 P: 23	R: 0 E: 0 K: 1 S: 10 H: 1 LOB: 1 BB: 0 P: 12	R: 0 E: 0 K: 1 S: 11 H: 1 LOB: 1 BB: 0 P: 15	1B: 9 2B: 0 3B: 0 HR: 3 SF: 0 SAC: 1 DP: 1 HBP: 1						WP: 0 PB: 0 SB: 0 CS: 0 PA: 43

PITCHER		IP	WLS	BF	H	R	ER	SO	BB	IBB	HBP	BLK	WP	HR	S	P	ERA	WHIP
61 Bronson Arroyo, R ERA: 3.47	(1, 1)	5.2		28	8	5	5	3	2	0	1	0	0	2	62	100	7.94	1.765
56 Todd Coffey, R ERA: 3.52	(6, 1)	0.1	B	2	1	1	1	0	0	0	0	0	0	1	3	6	27.00	3.000
Rheal Cormier, L ERA: 1.96	(7, 1)	1.0		5	1	0	0	0	1	0	0	0	0	0	16	23	0.00	2.000
25 David Weathers, R ERA: 4.33	(8, 1)	1.0	W	4	1	0	0	1	0	0	0	0	0	0	10	12	0.00	1.000
45 Bill Bray, L ERA: 3.38	(9, 1)	1.0	S	4	1	0	0	1	0	0	0	0	0	0	11	15	0.00	1.000

PITCHER	IP	WLS	BF	H	R	ER	SO	BB	IBB	HBP	BLK	WP	HR	S	P	ERA	WHIP

Atlanta Braves @ Cincinnati Reds
Great American Ball Park, Cincinnati, OH
Sat Aug 05 2006, 1:20 PM EDT
Att. 33,170 - Partly Cloudy - 86 F

livebaseballscorecards.com

AB	38
R	6
H	12
RBI	6
BB	3
SO	5
LOB	23

BOTTOM

Batter	1	2	3	4	5	6	7	8	9	AB	R	H	RBI	BB	SO	LOB
4 Brandon Phillips, R (1, 4) OBP: 0.349, SLG: 0.443	G4-3 2B 2B	G3 HBP		2-H 3-H HR		WP G3-1 BB		HR		3	3	3	4	1	0	0
Scott Hatteberg, L (1, 3) OBP: 0.413, SLG: 0.498	G4-3 2-3	G3 1-2 2-3		G6-3		SAFE K		2B BB		4	1	0	0	1	1	4
Ken Griffey Jr., L (1, 8) OBP: 0.295, SLG: 0.489	HR 3-H 2B	IBB		B5-3		SAFE G3-1 1-2		G6-3 1-H 2B		4	1	2	2	1	0	1
Rich Aurilia, R (1, 5) OBP: 0.332, SLG: 0.498	B1	P4		G6-3		L5 2-3		G6-3 2-3		5	0	0	0	0	0	6
Adam Dunn, L (1, 7) OBP: 0.386, SLG: 0.560	2-H HR		P3		G4-3		K	26 FC6-4 IBB		4	1	1	2	1	1	0
26 David Ross, R (1, 2) OBP: 0.371, SLG: 0.659	BB		K		9 BB BB		G1-3	FC6-4 1-2f		3	0	0	0	2	1	2
27 Chris Denorfia, R (1, 9) OBP: 0.340, SLG: 0.293	K		F9		K		9 FC6 HBP			3	0	0	0	0	2	2
9 Juan Castro, R (1, 6) OBP: 0.280, SLG: 0.359 25 David Weathers, R (8, 1) 45 Bill Bray, L (9, 1)		G3 61 SH1-4 1B		61 E 61 SH 4 HR BB	61 FC6-4 1-2 BB		1-2f FC6			2 0 0	1 0 0	1 0 0	0 0 0	2 0 0	0 0 0	1 0 0
61 Bronson Arroyo, R (1, 1) OBP: 0.175, SLG: 0.259 56 Todd Coffey, R (6, 1) Rheal Cormier, L (7, 1) Royce Clayton, R (8, 6) OBP: 0.313, SLG: 0.351		SH1-4 1-2		SH 4 HR 1-3	FC6-4 1-2f			F9		1 0 0 1	1 0 0 0	0 0 0 0	0 0 0 0	0 0 0 0	0 0 0 0	2 0 0 0
Inning Stats	R: 3 E: 0 K: 1 S: 13 H: 3 LOB: 1 BB: 1 P: 20	R: 0 E: 0 K: 0 S: 10 H: 1 LOB: 3 BB: 1 P: 22	R: 0 E: 0 K: 1 S: 16 H: 0 LOB: 0 BB: 0 P: 24	R: 3 E: 1 K: 0 S: 6 H: 1 LOB: 0 BB: 1 P: 12	R: 0 E: 0 K: 1 S: 11 H: 0 LOB: 2 BB: 2 P: 20	R: 0 E: 0 K: 1 S: 11 H: 0 LOB: 1 BB: 1 P: 20	R: 0 E: 0 K: 1 S: 9 H: 0 LOB: 1 BB: 0 P: 14	R: 2 E: 0 K: 0 S: 10 H: 2 LOB: 2 BB: 2 P: 23	R: 0 E: 0 K: 1 S: 11 H: 1 LOB: 1 BB: 0 P: 15	1B: 1 2B: 3 3B: 0 HR: 3 SF: 0 SAC: 2 DP: 0 HBP: 2						WP: 1 PB: 0 SB: 0 CS: 0 PA: 42

PITCHER		IP	WLS	BF	H	R	ER	SO	BB	IBB	HBP	BLK	WP	HR	S	P	ERA	WHIP
Jason Shiell, R ERA: 8.62	(1, 1)	3.0		19	5	6	6	2	2	1	1	0	0	2	42	73	18.00	2.333
49 Macay McBride, L ERA: 4.08	(4, 1)	1.0		3	0	0	0	0	0	0	0	0	0	0	3	5	0.00	0.000
54 Chad Paronto, R ERA: 2.8	(5, 1)	1.0		5	0	0	0	1	2	0	0	0	0	0	11	20	0.00	2.000
Oscar Villarreal, R ERA: 4.07	(6, 1)	2.0		8	0	0	0	2	1	0	1	0	1	0	20	34	0.00	0.500
Tyler Yates, R ERA: 3.38	(8, 1)	1.0	L	7	2	2	2	0	1	1	0	0	0	1	10	23	18.00	3.000

PITCHER	IP	WLS	BF	H	R	ER	SO	BB	IBB	HBP	BLK	WP	HR	S	P	ERA	WHIP

Atlanta Braves @ Cincinnati Reds
Great American Ball Park, Cincinnati, OH
Sat Aug 05 2006, 1:20 PM EDT
Att. 33,170 - Partly Cloudy - 86 F

livebaseballscorecards.com

AB	30
R	8
H	7
RBI	8
BB	8
SO	5
LOB	18

TOP

Batter	1	2	3	4	5	6	7	8	9	AB	R	H	RBI	BB	SO	LOB
14 Willy Aybar, S (1, 5) OBP: 0.352, SLG: 0.386	C S B F S 1-3 ① K		C F C 0-3 ② K			X 0-0 FC1-4 1B	B C S S 1-3 ② K	X 0-0 ③ P4		5	0	1	0	0	3	2
Marcus Giles, R (1, 4) OBP: 0.359, SLG: 0.397	B F F X 1-2 ② G6-3		X 0-0 ③ L8			B F B F F F B F X 3-2 ① FC1-4 BB 11 BB 1-2f	B F B B B 4-1 1-2 2-3 BB		B B B B 4-0 16 1B BB	3	0	0	0	2	0	1
11 Edgar Renteria, R (1, 6) OBP: 0.384, SLG: 0.458	C B C X 1-2 HR 1B			C B F X 1-2 ① G1-3		B C B B B S B 4-2 BB 1-2 BB	X 0-0 ③ G5-3		X 0-0 ① F9	4	1	1	0	1	0	4
Andruw Jones, R (1, 8) OBP: 0.357, SLG: 0.523	B C B B C X 3-2 1-H HR			B C F F X 1-2 1B		C B C B B B 4-2 1-2 2-3 BB		C B F X 1-2 16 1B 7 3B 1B	B C F F S 1-3 ② K	4	2	3	2	1	1	1
16 Brian McCann, L (1, 2) OBP: 0.399, SLG: 0.556	C C X 0-2 ③ P5			X 0-0 ② F8		B B X 2-0 ② P5		C B X 1-1 1-2 7 3B 1B	C B B F X 2-2 1-2 1B	5	1	2	0	0	0	4
7 Jeff Francoeur, R (1, 9) OBP: 0.279, SLG: 0.448		B F C B B S 3-3 ① K		F F B F B 1 B S SAFE 3-3 ③ K		B F F F F X 1-2 ③ G4-3		X 0-0 1-H 2-H SF7 3B	B B B F S X 3-2 ③ G4-3	5	1	1	2	0	2	6
Adam LaRoche, L (1, 3) OBP: 0.338, SLG: 0.555		S C C 0-3 ② K			C C B B B X 2-2 ① G4-3		X 0-0 BB 23 1B 1B	B F F F F F X 1-2 ① SF7 3-H		3	0	1	1	0	1	0
Ryan Langerhans, L (1, 7) OBP: 0.339, SLG: 0.384 Tony Pena Jr., R (7, PH) OBP: 0.154, SLG: 0.083 49 Macay McBride, L (7, 1) Scott Thorman, L (8, PH) OBP: 0.283, SLG: 0.460 Danys Baez, R (8, 1) 28 Bob Wickman, R (9, 1)		F B B B B F X 3-2 ③ L7			B B B B C F S 3-3 ② K		B F C F F S 1-3 ① K	B F B X 2-1 ② F8		2 1 0 1 0 0 0	0 0 0 0 0 0 0	0 0 0 0 0 0 0	0 1 0 0 0 0 0	1 1 0 0 0 0 0	0 1 0 0 0 0 0	0 1 0 0 0 0 0
29 John Smoltz, R (1, 1) OBP: 0.196, SLG: 0.227 23 Matt Diaz, R (7, PH) OBP: 0.348, SLG: 0.470 (7, 7)		S B C S 1-3 ① K			C X 0-1 ③ G1-3		B B S S X 2-1 1-2 BB 1B	B X 1-0 HR		2 2	0 1	0 2	0 1	0 0	1 0	0 0

Inning Stats	1	2	3	4	5	6	7	8	9
	R: 2 H: 2 E: 0 LOB: 0 K: 1 BB: 0 S: 16 P: 22	R: 0 H: 0 E: 0 LOB: 0 K: 2 BB: 0 S: 9 P: 15	R: 0 H: 0 E: 0 LOB: 0 K: 2 BB: 0 S: 7 P: 8	R: 0 H: 1 E: 0 LOB: 1 K: 1 BB: 0 S: 12 P: 17	R: 0 H: 0 E: 0 LOB: 0 K: 1 BB: 0 S: 8 P: 13	R: 0 H: 1 E: 0 LOB: 3 K: 0 BB: 2 S: 16 P: 30	R: 0 H: 2 E: 0 LOB: 3 K: 2 BB: 1 S: 14 P: 22	R: 4 H: 4 E: 0 LOB: 0 K: 0 BB: 0 S: 15 P: 21	R: 0 H: 1 E: 0 LOB: 2 K: 1 BB: 1 S: 11 P: 21

1B: 8 SF: 1
2B: 0 SAC: 0
3B: 1 DP: 0
HR: 2 HBP: 0

WP: 0 PA: 42
PB: 0
SB: 0
CS: 0

PITCHER		IP	WLS	BF	H	R	ER	SO	BB	IBB	HBP	BLK	WP	HR	S	P	ERA	WHIP
Kyle Lohse, R ERA: 6.85	(1, 1)	5.0		19	4	2	2	7	0	0	0	0	0	1	53	76	3.60	0.800
Jason Standridge, R ERA: 4.4	(6, 1)	0.1	H	3	0	0	0	0	2	0	0	0	0	0	9	20	0.00	6.000
45 Bill Bray, L ERA: 3.24	(6, 1)	1.1	H	7	2	0	0	2	1	0	0	0	0	0	19	30	0.00	2.250
Gary Majewski, R ERA: 4.87	(7, 1)	1.1	L	8	4	4	4	0	0	0	0	0	0	1	16	22	27.00	3.000
56 Todd Coffey, R ERA: 3.46	(9, 1)	1.0		5	1	0	0	1	1	0	0	0	0	0	11	21	0.00	2.000

PITCHER		IP	WLS	BF	H	R	ER	SO	BB	IBB	HBP	BLK	WP	HR	S	P	ERA	WHIP

Atlanta Braves @ Cincinnati Reds

Great American Ball Park, Cincinnati, OH

Sun Aug 06 2006, 1:15 PM EDT

Att. 29,663 - Cloudy - 88 F

livebaseballscorecards.com

AB	37
R	6
H	11
RBI	6
BB	4
SO	10
LOB	19

BOTTOM

Batter	1	2	3	4	5	6	7	8	9	AB	R	H	RBI	BB	SO	LOB
4 Brandon Phillips, R (1, 4) OBP: 0.344, SLG: 0.436	S B X 1-1 ① F9		S X 0-1 ② F9		C C S 0-3 ① K		B X 1-0 ① G6-3		C F B S 1-3 ③ K	5	0	0	0	0	2	2
Scott Hatteberg, L (1, 3) OBP: 0.414, SLG: 0.497	C B B F F F F X 2-2 ② L7		B C B F B B 4-2 1B 12 2B BB		C X 0-1 BB 12 1B 1B		C B B X 2-1 ② G4-3			3	1	1	0	1	0	0
Ken Griffey Jr., L (1, 8) OBP: 0.297, SLG: 0.498	B F F B X 2-2 HR		B C B B C F X 3-2 1-3 2-H 12 2B 1B		F F X 0-2 ② P4		B B X 2-0 ③ F7			4	2	2	2	0	0	1
12 Edwin Encarnación, R (1, 5) OBP: 0.375, SLG: 0.487	C X 0-1 ③ L9		C B C F X 1-2 1-H 3-H 2B		X 0-0 BB 1-2 1B			F B B B C F F X 3-2 ① G4-3		4	0	2	2	0	0	0
Adam Dunn, L (1, 7) OBP: 0.385, SLG: 0.556		B C C S 2-3 ① K	C F X 0-2 ③ F8		F B B B C B 4-2 1-2 2-3 BB			B F B B F X 3-2 ② F8		3	0	0	0	1	1	1
26 David Ross, R (1, 2) OBP: 0.364, SLG: 0.645 45 Bill Bray, L (6, 1) Gary Majewski, R (7, 1) 6 Ryan Freel, R (8, PH) OBP: 0.389, SLG: 0.454 56 Todd Coffey, R (9, 1)	F C B B B C 3-3 ② K		L B F B S 2-3 ① K	S X 0-1 ③ G1-3				C C C 0-3 ③ K		3 0 0 1 0	0 0 0 0 0	0 0 0 0 0	0 0 0 0 0	0 0 0 1 0	2 0 0 0 0	3 0 0 0 0
27 Chris Denorfia, R (1, 9) OBP: 0.333, SLG: 0.273	C S S 0-3 ③ K		B C B C B B 4-2 BB			X 0-0 ① B1-3			C X 0-1 ① L9	3	0	0	0	1	1	0
Royce Clayton, R (1, 6) OBP: 0.313, SLG: 0.350			B F X 1-1 SH3-4 1B 1B	1 SAFE 1 SAFE S B B B 1 SAFE D X 3-1 ② L8		C B B F T 2-2 ② K			C S X 0-2 E1	4	1	1	0	0	1	1
Kyle Lohse, R (1, 1) Jason Standridge, R (6, 1) Jason LaRue, R (6, 2) OBP: 0.324, SLG: 0.314 Rich Aurilia, R (9, PH) OBP: 0.331, SLG: 0.497			C X 0-1 ① SH3-4 1-2	B F S S 1-3 ③ K		B X 1-0 ③ P3			S T B S 1-3 ② K	1 0 1 1	0 0 0 0	0 0 0 0	0 0 0 0	0 0 0 0	1 0 0 1	1 0 0 1

Inning Stats	1	2	3	4	5	6	7	8	9
	R: 1 H: 1 E: 0 LOB: 0 K: 0 BB: 0 S: 13 P: 18	R: 0 H: 0 E: 0 LOB: 0 K: 3 BB: 0 S: 9 P: 14	R: 3 H: 3 E: 0 LOB: 1 K: 0 BB: 1 S: 19 P: 28	R: 0 H: 0 E: 0 LOB: 1 K: 2 BB: 1 S: 10 P: 20	R: 0 H: 2 E: 0 LOB: 3 K: 1 BB: 1 S: 13 P: 17	R: 0 H: 0 E: 0 LOB: 0 K: 1 BB: 0 S: 5 P: 8	R: 0 H: 0 E: 0 LOB: 0 K: 0 BB: 0 S: 4 P: 9	R: 0 H: 0 E: 0 LOB: 0 K: 1 BB: 0 S: 11 P: 17	R: 0 H: 0 E: 1 LOB: 0 K: 2 BB: 0 S: 11 P: 13

1B: 4 SF: 0
2B: 1 SAC: 1
3B: 0 DP: 0
HR: 1 HBP: 0

WP: 0 PA: 37
PB: 0
SB: 0
CS: 0

PITCHER		IP	WLS	BF	H	R	ER	SO	BB	IBB	HBP	BLK	WP	HR	S	P	ERA	WHIP
29 John Smoltz, R ERA: 3.54	(1, 1)	6.0		27	6	4	4	7	3	0	0	0	0	1	69	105	6.00	1.500
49 Macay McBride, L ERA: 3.96	(7, 1)	1.0	W	3	0	0	0	0	0	0	0	0	0	0	4	9	0.00	0.000
Danys Baez, R ERA: 4.02	(8, 1)	1.0	H	3	0	0	0	1	0	0	0	0	0	0	11	17	0.00	0.000
28 Bob Wickman, R ERA: 3.44	(9, 1)	1.0	S	4	0	0	0	2	0	0	0	0	0	0	11	13	0.00	0.000

PITCHER		IP	WLS	BF	H	R	ER	SO	BB	IBB	HBP	BLK	WP	HR	S	P	ERA	WHIP

TOP

Batter	1	2	3	4	5	6	7	8	9	AB	R	H	RBI	BB	SO	LOB
Ronnie Belliard, R (1, 4) OBP: 0.334, SLG: 0.409	0-1 16 1B 2B	0-1 G5-3	0-3 K		1-1 P6		3-3 K		0-1 G4-3	6	1	1	0	0	2	2
16 Chris Duncan, L (1, 7) OBP: 0.355, SLG: 0.555	2-0 5 2B 1B 2-H	0-0 HR	2-3 K		3-3 K		3-2 5 FC6 1B 2-3		4-2 5 2B BB	5	3	3	2	1	2	1
5 Albert Pujols, R (1, 3) OBP: 0.432, SLG: 0.689	0-0 27 2B 2B 2-H	4-1 15 E 27 HBP 15 E BB		2-0 F8	2-3 K		0-2 FC6 1-2f		2-1 26 HR 2B 1-H	5	3	2	2	1	1	2
27 Scott Rolen, R (1, 5) OBP: 0.394, SLG: 0.555	0-1 15 G3 4 HR 2B 2-H	1-1 15 E HBP 1-2		1-0 4 43 1B 1B 2-H		2-2 HR		2-0 1B 1B	0-0 HR 2-H	3	3	3	2	0	0	0
26 Scott Spiezio, S (8, PH) OBP: 0.354, SLG: 0.442 (8, 5)										2	1	2	2	0	0	0
15 Jim Edmonds, L (1, 8) OBP: 0.353, SLG: 0.471	0-0 G3 2-3	3-2 E4 1-3 2-H		0-0 L9	1-3 K				0-2 F7	4	0	0	0	0	1	3
So Taguchi, R (8, PH) OBP: 0.344, SLG: 0.356 (8, 8)								1-1 1B 1B 1-2		2	0	1	0	0	0	0
43 Juan Encarnacion, R (1, 9) OBP: 0.320, SLG: 0.477	1-0 G5-3	4-0 IBB		1-0 4 2B 1B 1-2		0-0 G6-3		1-2 P6		4	1	1	0	1	0	3
4 Yadier Molina, R (1, 2) OBP: 0.272, SLG: 0.321	0-0 HR 3-H	0-1 G1-3		0-2 1B 2B 1-H 2-H		1-2 F8		0-1 F7		5	1	2	4	0	0	5
Aaron Miles, S (1, 6) OBP: 0.336, SLG: 0.350	1-1 G3		4-2 SH1-4 BB	4-0 1B IBB			0-0 G3	1-3 K		3	0	0	0	2	1	2
Jeff Weaver, R (1, 1) OBP: 0.250, SLG: 0.182		1-1 G2-3	0-1 SH1-4 1-2	0-0 1B 1-2 2-H			3-1 16 1B 2B		2-3 K	2	0	1	0	0	0	0
53 John Rodriguez, L (7, PH) OBP: 0.379, SLG: 0.449										1	0	1	0	0	0	0
34 Randy Flores, L (7, 1)										0	0	0	0	0	0	0
Josh Hancock, R (8, 1)										1	0	0	0	0	1	0
Inning Stats	R: 5 E: 0 K: 0 S: 11 H: 5 LOB: 0 BB: 0 P: 15	R: 2 E: 1 K: 0 S: 12 H: 1 LOB: 3 BB: 2 P: 25	R: 0 E: 0 K: 2 S: 10 H: 0 LOB: 1 BB: 1 P: 16	R: 2 E: 0 K: 0 S: 10 H: 4 LOB: 2 BB: 1 P: 18	R: 0 E: 0 K: 2 S: 8 H: 0 LOB: 0 BB: 0 P: 14	R: 1 E: 0 K: 1 S: 11 H: 1 LOB: 0 BB: 0 P: 15	R: 0 E: 0 K: 1 S: 14 H: 2 LOB: 2 BB: 0 P: 23	R: 0 E: 0 K: 1 S: 11 H: 2 LOB: 2 BB: 0 P: 16	R: 3 E: 0 K: 1 S: 14 H: 2 LOB: 0 BB: 1 P: 22	1B: 7 2B: 6 3B: 0 HR: 4 SF: 0 SAC: 1 DP: 0 HBP: 1						

PITCHER		IP	WLS	BF	H	R	ER	SO	BB	IBB	HBP	BLK	WP	HR	S	P	ERA	WHIP
54 Elizardo Ramirez, R ERA: 4.93	(1, 1)	1.2	L	15	6	7	6	0	1	1	1	0	0	2	21	38	32.40	4.200
Ryan Franklin, R ERA: 4.71	(2, 1)	4.1		19	5	3	3	5	1	1	0	0	0	1	41	65	6.23	1.385
56 Todd Coffey, R ERA: 3.4	(7, 1)	1.0		5	2	0	0	1	0	0	0	0	0	0	14	23	0.00	2.000
Kent Mercker, L ERA: 4.33	(8, 1)	1.0		5	2	0	0	1	0	0	0	0	0	0	11	16	0.00	2.000
25 David Weathers, R ERA: 4.75	(9, 1)	1.0		6	2	3	3	1	1	0	0	0	0	1	14	22	27.00	3.000

PITCHER	IP	WLS	BF	H	R	ER	SO	BB	IBB	HBP	BLK	WP	HR	S	P	ERA	WHIP

St. Louis Cardinals @ Cincinnati Reds
Great American Ball Park, Cincinnati, OH
Mon Aug 07 2006, 7:10 PM EDT
Att. 34,262 - Partly Cloudy - 88 F

livebaseballscorecards.com

AB	43
R	13
H	17
RBI	12
BB	5
SO	8
LOB	18

BOTTOM

Batter	1	2	3	4	5	6	7	8	9	AB	R	H	RBI	BB	SO	LOB
6 Ryan Freel, R (1, 9) OBP: 0.389, SLG: 0.451	3-2 L4		4-0 12 2B BB		3-1 HBP 1B		2-3 K		0-1 G5-3 1-2	4	0	1	0	1	1	1
Adam Dunn, L (1, 7) OBP: 0.383, SLG: 0.551	0-0 F9		2-3 K 1 SAFE		1-2 HBP		1-3 K		1-2 P6	4	0	0	0	0	2	2
Ken Griffey Jr., L (1, 8) OBP: 0.296, SLG: 0.495	3-1 1B		3-3 K 1 SAFE		1-2 P5		0-0 G6-3			4	0	1	0	0	1	3
Kent Mercker, L (8, 1)			1 SAFE							0	0	0	0	0	0	0
25 David Weathers, R (9, 1)										0	0	0	0	0	0	0
12 Edwin Encarnación, R (1, 5) OBP: 0.373, SLG: 0.487	3-3 K		0-1 2B 1-3		0-0 P5			0-2 E5 4 G4-6-3 1B		4	0	1	0	0	1	3
Scott Hatteberg, L (1, 3) OBP: 0.415, SLG: 0.495		1-0 F7	4-1 BB		1-1 G3			3-2 4 G4-6-3 1B 1-2		3	0	1	0	1	0	2
4 Brandon Phillips, R (1, 4) OBP: 0.341, SLG: 0.432		0-0 G4-3	0-2 F9		2-1 L9			1-2 G4-6-3 1-2f 2-3		4	0	0	0	0	0	5
Javier Valentin, S (1, 2) OBP: 0.287, SLG: 0.338	1-2 HR			1-3 K	2-0 G4-3 1B			0-0 F8		4	1	2	1	0	1	1
Royce Clayton, R (1, 6) OBP: 0.314, SLG: 0.351	0-0 1B			1-3 K	1-2 G4-3 1-2				1-1 6 G5-3 1B	4	0	2	0	0	1	1
54 Elizardo Ramirez, S (1, 1) OBP: 0.192, SLG: 0.200	0-3 K			1-3 K	0-1 G5-3				2-0 L8	0	0	0	0	0	0	0
Ryan Franklin, R (2, 1)										2	0	0	0	0	2	1
Jason LaRue, R (6, PH) OBP: 0.323, SLG: 0.312										1	0	0	0	0	0	1
56 Todd Coffey, R (7, 1)										0	0	0	0	0	0	0
27 Chris Denorfia, R (8, 8) OBP: 0.327, SLG: 0.267										1	0	0	0	0	0	1
Inning Stats	R: 0 E: 0 K: 1 S: 11 H: 1 LOB: 1 BB: 0 P: 20	R: 1 E: 0 K: 1 S: 9 H: 2 LOB: 1 BB: 0 P: 11	R: 0 E: 0 K: 2 S: 13 H: 1 LOB: 3 BB: 2 P: 26	R: 0 E: 0 K: 3 S: 9 H: 0 LOB: 0 BB: 0 P: 12	R: 0 E: 0 K: 0 S: 10 H: 1 LOB: 1 BB: 0 P: 15	R: 0 E: 0 K: 2 S: 8 H: 0 LOB: 0 BB: 0 P: 11	R: 0 E: 1 K: 0 S: 12 H: 1 LOB: 1 BB: 0 P: 16	R: 0 E: 0 K: 0 S: 8 H: 1 LOB: 0 BB: 1 P: 12	1B: 6 2B: 1 3B: 0 HR: 1 SF: 0 SAC: 0 DP: 1 HBP: 1						

PITCHER		IP	WLS	BF	H	R	ER	SO	BB	IBB	HBP	BLK	WP	HR	S	P	ERA	WHIP
Jeff Weaver, R ERA: 6.43	(1, 1)	6.0	W	27	6	1	1	7	2	0	1	0	0	1	62	100	1.50	1.333
34 Randy Flores, L ERA: 5.29	(7, 1)	1.0		3	0	0	0	2	0	0	0	0	0	0	8	11	0.00	0.000
Josh Hancock, R ERA: 3.45	(8, 1)	2.0		8	2	0	0	0	0	0	0	0	0	0	20	28	0.00	1.000

PITCHER	IP	WLS	BF	H	R	ER	SO	BB	IBB	HBP	BLK	WP	HR	S	P	ERA	WHIP

WP: 0	PA: 50
PB: 0	
SB: 0	
CS: 0	

WP: 0	PA: 38
PB: 0	
SB: 0	
CS: 0	

TOP

Batter	1	2	3	4	5	6	7	8	9	AB	R	H	RBI	BB	SO	LOB
22 David Eckstein, R (1, 6) OBP: 0.345, SLG: 0.329	P6		F9		26 1B		F8		F7	5	1	1	0	0	0	0
Ronnie Belliard, R (1, 4) OBP: 0.333, SLG: 0.406	G5-3		F8		26 1B		G6-3		G6-3	5	0	1	0	0	0	0
5 Albert Pujols, R (1, 3) OBP: 0.433, SLG: 0.685	BB		BB		F9		P6			2	0	0	0	2	0	2
27 Scott Rolen, R (1, 5) OBP: 0.392, SLG: 0.552	F8		L9		F8			43 G5-3 1B		4	1	1	0	0	0	4
26 Scott Spiezio, S (1, 7) OBP: 0.352, SLG: 0.438		F7		F9	1-2 2-H 1B			K		4	0	1	1	0	1	1
43 Juan Encarnacion, R (1, 9) OBP: 0.319, SLG: 0.474		4 2B 4 E BB		K	P4			G5-3		3	1	0	0	1	1	3
So Taguchi, R (1, 8) OBP: 0.346, SLG: 0.366		K		3B		F7		SH 1B G6-4-3		4	0	2	1	0	1	1
4 Yadier Molina, R (1, 2) OBP: 0.275, SLG: 0.325		E2 1-H 2B		BB		L5		K		3	0	1	0	1	1	1
Jason Marquis, L (1, 1) OBP: 0.215, SLG: 0.274										1	0	0	0	0	0	1
Jorge Sosa, R (3, 1) OBP: 0.200, SLG: 0.522										2	0	0	0	0	1	2
Tyler Johnson, S (7, 1) OBP: 0.500, SLG: 1.000										0	0	0	0	0	0	0
41 Braden Looper, R (7, 1) OBP: 0.500, SLG: 1.250										0	0	0	0	0	0	0
Josh Hancock, R (8, 1) OBP: 0.500, SLG: 1.250										0	0	0	0	0	0	0
Aaron Miles, S (9, PH) OBP: 0.334, SLG: 0.349		G4-3		G3		K			K	1	0	0	0	0	1	0
Inning Stats	R: 0 E: 0 K: 0 S: 8 H: 0 LOB: 1 BB: 1 P: 19	R: 1 E: 1 K: 1 S: 13 H: 1 LOB: 1 BB: 1 P: 21	R: 0 E: 0 K: 0 S: 6 H: 0 LOB: 1 BB: 1 P: 11	R: 0 E: 0 K: 1 S: 12 H: 1 LOB: 2 BB: 1 P: 18	R: 1 E: 0 K: 0 S: 9 H: 3 LOB: 2 BB: 0 P: 16	R: 0 E: 0 K: 1 S: 8 H: 0 LOB: 0 BB: 0 P: 11	R: 0 E: 0 K: 0 S: 8 H: 0 LOB: 0 BB: 0 P: 12	R: 1 E: 0 K: 2 S: 15 H: 2 LOB: 1 BB: 0 P: 19	R: 0 E: 0 K: 1 S: 9 H: 0 LOB: 0 BB: 0 P: 12	1B: 5 2B: 1 3B: 1 HR: 0 SF: 0 SAC: 0 DP: 0 HBP: 0						

PITCHER	IP	WLS	BF	H	R	ER	SO	BB	IBB	HBP	BLK	WP	HR	S	P	ERA	WHIP
22 Eric Milton, L (1, 1) ERA: 5.01	6.0	W	27	5	2	1	3	4	0	0	0	0	0	56	96	1.50	1.500
25 David Weathers, R (7, 1) ERA: 4.67	1.0	H	3	0	0	0	0	0	0	0	0	0	0	8	12	0.00	0.000
45 Bill Bray, L (8, 1) ERA: 3.41	1.0		5	2	1	1	2	0	0	0	0	0	0	15	19	9.00	2.000
Eddie Guardado, L (9, 1) ERA: 4.01	1.0		3	0	0	0	1	0	0	0	0	0	0	9	12	0.00	0.000

St. Louis Cardinals @ Cincinnati Reds
Great American Ball Park, Cincinnati, OH
Tue Aug 08 2006, 7:10 PM EDT
Att. 40,094 - Partly Cloudy - 85 F

livebaseballscorecards.com

AB	34
R	3
H	7
RBI	2
BB	4
SO	6
LOB	15

BOTTOM

Batter	1	2	3	4	5	6	7	8	9	AB	R	H	RBI	BB	SO	LOB
6 Ryan Freel, R (1, 9) OBP: 0.393, SLG: 0.458	G4-6-3 12 1B 1B		12 F9 1B 1B	G4-6-3 1-2f			1B FC3-5-2-3-1 2B	SH 1B 1-3 2-H G6-4-3		4	3	3	0	0	0	1
Scott Hatteberg, L (1, 3) OBP: 0.417, SLG: 0.497	G4-6-3 1-2 1B		P2	P6			FC3-5-2-3-1 1B 2-3 1B	G6-4-3 BB 2-3 3-H 1B		5	1	3	1	0	0	1
Ken Griffey Jr., L (1, 8) OBP: 0.301, SLG: 0.496	G4-6-3 1-2f 2-3		1B 1-2 1B		P4 12 1B 1B		FC3-5-2-3-1 1-3 3-H 1B	G6-4-3 1-2 BB		4	2	2	0	1	0	4
12 Edwin Encarnación, R (1, 5) OBP: 0.379, SLG: 0.489 45 Bill Bray, L (8, 1) Javier Valentin, S (8, PH) OBP: 0.285, SLG: 0.336 Eddie Guardado, R (9, 1)	3-H 1B		F9 2-3		CS 1-2 1B		SF8 IBB	G6-4-3 1-2f 2-3 3-H		3 0 1 0	1 0 0 0	2 0 0 0	1 0 0 0	1 0 0 0	0 0 0 0	2 0 2 0
Adam Dunn, L (1, 7) OBP: 0.385, SLG: 0.550	P5		26 BB 1B 1-2 3-H 1B		P4 2-3		1-3 2-H 3-H 1B	FC6-4 BB		4	0	2	3	1	0	3
Rich Aurilia, R (1, 4) OBP: 0.332, SLG: 0.507 (8, 5)		HR	26 BB 1-2 2-H 1B		P6 1-2		SF8 3-H	FC6-4 1-2f		4	1	2	3	0	0	4
26 David Ross, R (1, 2) OBP: 0.367, SLG: 0.646		L3-6 2B	1-2 2-3 BB				K	P3		3	0	1	0	1	1	1
Royce Clayton, R (1, 6) OBP: 0.314, SLG: 0.350		L3-6 2-2	K					4 BB 6 SH 1B		4	1	1	0	0	2	4
22 Eric Milton, L (1, 1) OBP: 0.200, SLG: 0.289 Jason LaRue, R (6, PH) OBP: 0.321, SLG: 0.310 25 David Weathers, R (7, 1) 4 Brandon Phillips, R (8, 4) OBP: 0.342, SLG: 0.432		K	6 G4-6-3 1B				K	6 SH 1-2 1B BB		2 1 0 0	0 0 0 1	1 0 0 0	0 0 0 0	1 1 0 1	0 0 0 0	0 0 0 0
Inning Stats	R: 0 E: 0 K: 0 S: 8 H: 0 LOB: 1 BB: 1 P: 19	R: 1 E: 1 K: 1 S: 13 H: 1 LOB: 1 BB: 1 P: 21	R: 0 E: 0 K: 0 S: 6 H: 0 LOB: 1 BB: 1 P: 11	R: 0 E: 0 K: 1 S: 12 H: 1 LOB: 2 BB: 1 P: 18	R: 1 E: 0 K: 0 S: 9 H: 3 LOB: 2 BB: 0 P: 16	R: 0 E: 0 K: 3 S: 10 H: 0 LOB: 0 BB: 0 P: 15	R: 3 E: 0 K: 0 S: 11 H: 3 LOB: 1 BB: 1 P: 18	R: 3 E: 1 K: 0 S: 15 H: 2 LOB: 2 BB: 3 P: 30	R: 0 E: 0 K: 1 S: 9 H: 0 LOB: 0 BB: 0 P: 12	1B: 14 2B: 3 3B: 1 HR: 1 SF: 1 SAC: 1 DP: 4 HBP: 0						

PITCHER	IP	WLS	BF	H	R	ER	SO	BB	IBB	HBP	BLK	WP	HR	S	P	ERA	WHIP
Jason Marquis, R (1, 1) ERA: 5.82	2.2	L	16	9	4	4	1	1	0	0	0	0	1	41	60	13.50	3.750
Jorge Sosa, R (3, 1) ERA: 5.17	3.1		12	4	1	1	4	0	0	0	0	0	0	29	46	2.70	1.200
Tyler Johnson, L (7, 1) ERA: 5.25	0.1		4	2	1	1	0	0	1	0	0	0	0	6	13	27.00	6.000
41 Braden Looper, R (7, 1) ERA: 4.21	0.2		3	1	2	2	0	0	0	0	0	0	0	4	5	27.00	1.500
Josh Hancock, R (8, 1) ERA: 3.6	0.0		4	1	1	1	0	2	0	0	0	0	0	9	17	∞	∞

PITCHER	IP	WLS	BF	H	R	ER	SO	BB	IBB	HBP	BLK	WP	HR	S	P	ERA	WHIP
50 Adam Wainwright, R (8, 1) ERA: 2.48	1.0		3	0	1	0	0	1	0	0	0	0	0	5	11	0.00	1.000

St. Louis Cardinals @ Cincinnati Reds
Great American Ball Park, Cincinnati, OH
Tue Aug 08 2006, 7:10 PM EDT
Att. 40,094 - Partly Cloudy - 85 F

livebaseballscorecards.com

AB	35
R	10
H	17
RBI	8
BB	5
SO	5
LOB	22

WP: 0 PB: 0 SB: 0 CS: 1 PA: 42

TOP

Batter	1	2	3	4	5	6	7	8	9	AB	R	H	RBI	BB	SO	LOB
22 David Eckstein, R (1, 6) OBP: 0.348, SLG: 0.332	15 HR 5 E 16 1B 1B	F9 ②		L5 ③		16 BB 1B		26 BB 16 1B 1B		5	1	3	1	0	0	1
16 Chris Duncan, L (1, 7) OBP: 0.363, SLG: 0.553	15 HR 5 E 1B	FC6 ③			K ①			0-1 26 BB 1B		4	1	2	0	1	1	1
34 Randy Flores, L (8, 1)						BB				0	0	0	0	0	0	0
44 Jason Isringhausen, R (8, 1)										0	0	0	0	0	0	0
5 Albert Pujols, R (1, 3) OBP: 0.432, SLG: 0.683	E6 15 HR		2B		26 HR BB	K ③		F4 ②		4	2	1	0	1	1	7
27 Scott Rolen, R (1, 5) OBP: 0.391, SLG: 0.549	K ①		P4 ①		HR		G6-3 ①	SAFE BB		2	0	0	0	0	1	4
26 Scott Spiezio, S (3, 5) OBP: 0.357, SLG: 0.455										2	1	1	2	1	0	0
15 Jim Edmonds, L (1, 8) OBP: 0.354, SLG: 0.478	HR		IBB		P3 ②		K ②	F7 ③		4	1	1	4	1	1	3
43 Juan Encarnacion, R (1, 9) OBP: 0.318, SLG: 0.470	B2-3 ②		K		K ③		1B	F8 ①		5	0	1	0	0	2	2
Ronnie Belliard, R (1, 4) OBP: 0.331, SLG: 0.404	G2-3 ③		P4 ③			22 1B 29 SH2-4 1B	F7 ③		L4 ②	5	0	1	0	0	0	3
4 Yadier Molina, R (1, 2) OBP: 0.274, SLG: 0.326		F9 ①		G5-3 ①		K ①		SH1-4 22 1B 2B	G5-3 ③	5	1	1	0	0	1	1
29 Chris Carpenter, R (1, 1) OBP: 0.091, SLG: 0.091		16 FC6 1B		K ②		SH2-4 ②		SH1-4 ①		2	0	1	0	0	1	0
So Taguchi, R (8, PH) OBP: 0.346, SLG: 0.366										0	0	0	0	0	0	0
(8, 7)																

Inning Stats	1	2	3	4	5	6	7	8	9
	R: 4 E: 1 K: 1 S: 17 H: 3 LOB: 0 BB: 0 P: 25	R: 0 E: 0 K: 0 S: 11 H: 1 LOB: 1 BB: 1 P: 16	R: 0 E: 0 K: 1 S: 12 H: 1 LOB: 2 BB: 1 P: 22	R: 0 E: 0 K: 1 S: 8 H: 0 LOB: 0 BB: 0 P: 11	R: 2 E: 0 K: 2 S: 13 H: 1 LOB: 0 BB: 1 P: 25	R: 0 E: 0 K: 2 S: 12 H: 2 LOB: 3 BB: 1 P: 18	R: 0 E: 0 K: 1 S: 10 H: 1 LOB: 1 BB: 0 P: 16	R: 1 E: 0 K: 0 S: 16 H: 3 LOB: 3 BB: 1 P: 25	R: 0 E: 0 K: 0 S: 7 H: 0 LOB: 0 BB: 0 P: 11

1B: 8	2B: 2	3B: 0	HR: 2	SF: 0	SAC: 2	DP: 0	HBP: 0	WP: 0	PB: 0	SB: 0	CS: 0	PA: 44					

PITCHER		IP	WLS	BF	H	R	ER	SO	BB	IBB	HBP	BLK	WP	HR	S	P	ERA	WHIP
39 Aaron Harang, R ERA: 3.68	(1, 1)	6.0		30	8	6	5	7	2	1	0	0	0	2	73	117	7.50	1.667
Rheal Cormier, L ERA: 1.93	(7, 1)	0.2		3	1	0	0	1	0	0	0	0	0	0	8	12	0.00	1.500
25 David Weathers, R ERA: 4.64	(7, 1)	0.1		1	0	0	0	0	0	0	0	0	0	0	2	4	0.00	0.000
45 Bill Bray, L ERA: 3.63	(8, 1)	0.1		4	3	1	1	0	0	0	0	0	0	0	10	13	27.00	9.000
56 Todd Coffey, R ERA: 3.38	(8, 1)	0.1		2	0	0	0	0	1	0	0	0	0	0	3	8	0.00	3.000

PITCHER		IP	WLS	BF	H	R	ER	SO	BB	IBB	HBP	BLK	WP	HR	S	P	ERA	WHIP
Kent Mercker, L ERA: 4.28	(8, 1)	0.1		1	0	0	0	0	0	0	0	0	0	0	3	4	0.00	0.000
Ryan Franklin, R ERA: 4.63	(9, 1)	1.0	W	3	0	0	0	0	0	0	0	0	0	0	7	11	0.00	0.000

St. Louis Cardinals @ Cincinnati Reds
Great American Ball Park, Cincinnati, OH
Wed Aug 09 2006, 7:10 PM EDT
Att. 41,648 - Cloudy - 81 F

livebaseballscorecards.com

AB	38
R	7
H	12
RBI	7
BB	4
SO	8
LOB	22

BOTTOM

Batter	1	2	3	4	5	6	7	8	9	AB	R	H	RBI	BB	SO	LOB
6 Ryan Freel, R (1, 9) OBP: 0.388, SLG: 0.453	G4-3 ①		K ③			K ①	G4-3 ③			4	0	0	0	0	2	0
Scott Hatteberg, L (1, 3) OBP: 0.421, SLG: 0.508	K ②			HR		12 HBP 1B SF8 1B		4-1 12 1B BB		3	2	2	1	1	1	0
Ken Griffey Jr., L (1, 8) OBP: 0.300, SLG: 0.493	K ③			G3-1 ①		12 HBP 4 2B 1B		F8 ①		4	1	1	0	0	1	1
12 Edwin Encarnación, R (1, 5) OBP: 0.384, SLG: 0.504		F7 ①		HR		4 2B HBP		1-2 1B		3	2	2	1	0	0	0
Adam Dunn, L (1, 7) OBP: 0.384, SLG: 0.556		HR		K ②		SF8 ②		F7 ②		4	1	1	2	0	1	2
4 Brandon Phillips, R (1, 4) OBP: 0.342, SLG: 0.432		G1-3 ②		G6-3 ③		1-H 2-H 2B		G4-3 ③		4	0	1	2	0	0	2
Ryan Franklin, R (9, 1)										0	0	0	0	0	0	0
Royce Clayton, R (1, 6) OBP: 0.312, SLG: 0.347		G5-3 ③			G1-3 ①	G5-3 ③			K ①	3	0	0	0	0	0	1
Javier Valentin, S (9, PH) OBP: 0.283, SLG: 0.333										1	0	0	0	0	1	0
Jason LaRue, R (1, 2) OBP: 0.316, SLG: 0.304			G6-3 ①		K ②		G4-3 ①		26 HR BB	3	0	0	0	1	0	0
45 Bill Bray, L (8, 1)										0	0	0	0	0	0	0
56 Todd Coffey, R (8, 1)										0	0	0	0	0	0	0
Kent Mercker, L (8, 1)										0	0	0	0	0	0	0
Rich Aurilia, R (9, 4) OBP: 0.334, SLG: 0.507										0	0	0	1	0	0	0
27 Chris Denorfia, R (9, PR) OBP: 0.327, SLG: 0.267										0	1	0	0	0	0	0
39 Aaron Harang, R (1, 1) OBP: 0.192, SLG: 0.160			G5-3 ②		G1 ③		F8 ②		1-H HR	2	0	0	0	0	0	0
Rheal Cormier, L (7, 1)										0	0	0	0	0	0	0
25 David Weathers, R (7, 1)										0	0	0	0	0	0	0
26 David Ross, R (7, PH) OBP: 0.369, SLG: 0.664										2	1	1	2	0	0	0
(8, 2)																

Inning Stats	1	2	3	4	5	6	7	8	9
	R: 0 E: 0 K: 2 S: 8 H: 0 LOB: 0 BB: 0 P: 10	R: 1 E: 0 K: 0 S: 12 H: 1 LOB: 0 BB: 0 P: 19	R: 0 E: 0 K: 1 S: 7 H: 0 LOB: 0 BB: 0 P: 9	R: 2 E: 0 K: 1 S: 8 H: 2 LOB: 0 BB: 0 P: 14	R: 0 E: 0 K: 1 S: 8 H: 0 LOB: 0 BB: 0 P: 10	R: 3 E: 0 K: 1 S: 12 H: 3 LOB: 1 BB: 0 P: 20	R: 0 E: 0 K: 0 S: 6 H: 0 LOB: 0 BB: 0 P: 9	R: 0 E: 0 K: 0 S: 14 H: 1 LOB: 2 BB: 1 P: 24	R: 2 E: 0 K: 1 S: 5 H: 1 LOB: 1 BB: 1 P: 9

1B: 3	2B: 1	3B: 0	HR: 4	SF: 1	SAC: 0	DP: 0	HBP: 1	WP: 0	PB: 0	SB: 0	CS: 0	PA: 36					

PITCHER		IP	WLS	BF	H	R	ER	SO	BB	IBB	HBP	BLK	WP	HR	S	P	ERA	WHIP
29 Chris Carpenter, R ERA: 3.27	(1, 1)	7.0		28	6	6	6	6	0	0	1	0	0	3	61	91	7.71	0.857
34 Randy Flores, L ERA: 5.23	(8, 1)	0.1	H	2	0	0	0	0	1	0	0	0	0	0	5	12	0.00	3.000
44 Jason Isringhausen, R ERA: 3.08	(8, 1)	1.0	L	6	2	2	2	1	1	0	0	0	0	1	14	21	18.00	3.000

PITCHER		IP	WLS	BF	H	R	ER	SO	BB	IBB	HBP	BLK	WP	HR	S	P	ERA	WHIP

St. Louis Cardinals @ Cincinnati Reds
Great American Ball Park, Cincinnati, OH
Wed Aug 09 2006, 7:10 PM EDT
Att. 41,648 - Cloudy - 81 F

livebaseballscorecards.com

AB	32
R	8
H	8
RBI	8
BB	2
SO	7
LOB	6

TOP

Batter	1	2	3	4	5	6	7	8	9	AB	R	H	RBI	BB	SO	LOB
22 David Eckstein, R (1, 6) OBP: 0.346, SLG: 0.330	C X 0-1 5 E 15 1B 1B	B B F S 2-3 ② K		C B F B X 2-2 ③ G1-3		X 0-0 ③ F7			X 0-0 ① B1-3	5	1	1	0	0	1	3
16 Chris Duncan, L (1, 7) OBP: 0.364, SLG: 0.591	B C X 1-1 ① P4	B C B F F S 2-3 ③ K			B F B X 2-1 HR		X 0-0 ① L9		C B B F X 2-2 HR	5	2	2	2	0	1	3
5 Albert Pujols, R (1, 3) OBP: 0.430, SLG: 0.676	F F B X 1-2 ② L4 1-2		B B C X 2-1 ① G5-3		B F F X 1-2 26 HR 1B		C C X 0-2 ② G6-3		B X 1-0 ② L4	5	1	1	0	0	0	1
15 Jim Edmonds, L (1, 8) OBP: 0.357, SLG: 0.489	F S B B B X 3-2 26 BB 2-H 1B		B X 1-0 HR		S C F B S 1-3 ① K		F F F B X 1-2 1B		B F B X 2-1 ③ L3	5	1	3	2	0	1	1
26 Scott Spiezio, S (1, 5) OBP: 0.359, SLG: 0.468	F B C D F B B 4-2 1-2 BB		X 0-0 ② G3-1		C 1 SAFE F B X 1-2 1-H HR		B S B C X 2-2 ③ F9			3	1	1	2	1	0	1
So Taguchi, R (1, 9) OBP: 0.345, SLG: 0.364	F S F B S 1-3 ③ K		X 0-0 ③ P4		C F X 0-2 ② F9			C X 0-1 1B		4	0	1	0	0	1	2
Aaron Miles, S (1, 4) OBP: 0.337, SLG: 0.358		C X 0-1 23 1B 2B		C X 0-1 2B	C B X 1-1 ③ F8			P F F B S 2-3 ① K		4	0	2	0	0	1	1
Gary Bennett, R (1, 2) OBP: 0.246, SLG: 0.236		F F B S 1-3 ① K		B C C S 1-3 ① K		C B S B F S 2-3 ① K		C F X 0-2 ② F9		4	0	0	0	0	3	3
23 Anthony Reyes, R (1, 1) OBP: 0.118, SLG: 0.118 Jason Marquis, L (6, PH) OBP: 0.212, SLG: 0.270 50 Adam Wainwright, R (6, 1) OBP: 0.500, SLG: 1.250 43 Juan Encarnacion, R (8, PH) OBP: 0.317, SLG: 0.469 34 Randy Flores, L (8, 1) 48 Brad Thompson, R (8, 1) OBP: 0.500, SLG: 0.500		C C F B B X 2-2 2-3 1B		S S B S 1-3 ② K		C F X 0-2 ② G3-1		B B C F S 2-3 ③ K		2 1 0 1 0 0 0	0 0 0 0 0 0 0	1 0 0 0 0 0 0	0 0 0 0 0 0 0	0 0 0 0 0 0 0	1 0 0 1 0 0 0	1 0 0 1 0 0 0
Inning Stats	R: 1 E: 1 K: 1 S: 17 H: 2 LOB: 2 BB: 1 P: 27	R: 0 E: 0 K: 3 S: 16 H: 2 LOB: 2 BB: 0 P: 23	R: 1 E: 0 K: 0 S: 5 H: 1 LOB: 0 BB: 0 P: 8	R: 0 E: 0 K: 2 S: 11 H: 1 LOB: 1 BB: 0 P: 15	R: 3 E: 0 K: 1 S: 17 H: 3 LOB: 0 BB: 0 P: 23	R: 0 E: 0 K: 1 S: 8 H: 0 LOB: 0 BB: 0 P: 10	R: 0 E: 0 K: 0 S: 11 H: 1 LOB: 1 BB: 0 P: 14	R: 0 E: 0 K: 2 S: 12 H: 1 LOB: 1 BB: 0 P: 15	R: 1 E: 0 K: 0 S: 7 H: 1 LOB: 0 BB: 0 P: 12	1B: 6 2B: 2 3B: 0 HR: 4 SF: 0 SAC: 0 DP: 0 HBP: 0						

PITCHER		IP	WLS	BF	H	R	ER	SO	BB	IBB	HBP	BLK	WP	HR	S	P	ERA	WHIP
61 Bronson Arroyo, R ERA: 3.54	(1, 1)	7.0	L	32	10	5	4	8	1	0	0	0	0	3	85	120	5.14	1.571
56 Todd Coffey, R ERA: 3.32	(8, 1)	1.0		4	1	0	0	2	0	0	0	0	0	0	12	15	0.00	1.000
Rheal Cormier, L ERA: 2.11	(9, 1)	1.0		4	1	1	1	0	0	0	0	0	0	1	7	12	9.00	1.000

AB	39
R	6
H	12
RBI	6
BB	1
SO	10
LOB	17

St. Louis Cardinals @ Cincinnati Reds
Great American Ball Park, Cincinnati, OH
Thu Aug 10 2006, 12:35 PM EDT
Att. 39,593 - Partly Cloudy - 84 F

livebaseballscorecards.com

BOTTOM

Batter	1	2	3	4	5	6	7	8	9	AB	R	H	RBI	BB	SO	LOB
6 Ryan Freel, R (1, 9) OBP: 0.386, SLG: 0.447	F C B S 1-3 ① K		B C B S S 2-3 ① K		B B B B 4-0 G3-6-3 BB		B X 1-0 ② G4-3		C X 0-1 ② G6-3	4	0	0	0	1	2	0
Scott Hatteberg, L (1, 3) OBP: 0.423, SLG: 0.509	C B X 1-1 ② G1-3		C C B F X 1-2 1B		1 SAFE C X 0-1 ① F8		C B B X 2-1 1B 1B		B C C X 1-2 1B	5	0	3	0	0	0	1
Ken Griffey Jr., L (1, 8) OBP: 0.299, SLG: 0.488	C S S 0-3 ③ K		B X 1-0 ② P6		X 0-0 ②③ G3-6-3 1-2f		B X 1-0 12 FC6 1-3 1B		C X 0-1 ③ G4-3	5	0	1	0	0	1	3
12 Edwin Encarnación, R (1, 5) OBP: 0.386, SLG: 0.502		B B F H 3-1 9 BB 4 HBP HBP	C S X 0-2 ③ P6			C B B X 2-1 1B	B F B B X 3-1 ③ FC6 1-2f			3	0	1	0	0	0	3
Adam Dunn, L (1, 7) OBP: 0.385, SLG: 0.555		B B F S S 2-3 ① K		C S B X 1-2 9 F9 26 HBP 1B		B F B C B S 3-3 ① K		B F X 1-1 4 G5-4-3 1B		4	0	2	0	0	2	2
4 Brandon Phillips, R (1, 4) OBP: 0.341, SLG: 0.429		C F B H 2-2 9 BB 1-2 HBP		B B C X 2-1 ① F8		B S S D S 2-3 ② K		B F B X 2-1 ①② G5-4-3 1-2f		3	0	0	0	0	1	3
26 David Ross, R (1, 2) OBP: 0.372, SLG: 0.655		C B F S 1-3 ② K		B B F B 1 SAFE H 4-1 1-2 HBP		C C S 0-3 ③ K		F B B F E F F B B 4-2 9 FC1-4-6 BB		2	0	0	0	1	2	3
9 Juan Castro, R (1, 6) OBP: 0.279, SLG: 0.354		B S S B D F B 4-2 1-2 2-3 BB		C B F B X 2-2 ② F9 2-3			C X 0-1 ① F9	F X 0-1 ③ FC1-4-6 1-2f		3	0	0	0	1	0	3
61 Bronson Arroyo, R (1, 1) OBP: 0.169, SLG: 0.250 Javier Valentin, S (7, PH) OBP: 0.288, SLG: 0.360 56 Todd Coffey, R (8, 1) Rheal Cormier, L (9, 1) Todd Hollandsworth, L (9, PH) OBP: 0.252, SLG: 0.439		C B B F X 2-2 ③ F9		D X 1-0 ③ F8			B S S F B X 2-2 HR		B B B C X 3-1 ① G3-1	2 1 0 0 1	0 1 0 0 0	0 1 0 0 0	0 1 0 0 0	0 0 0 0 0	0 0 0 0 0	5 0 0 0 0
Inning Stats	R: 0 E: 0 K: 2 S: 8 H: 0 LOB: 0 BB: 0 P: 10	R: 0 E: 0 K: 2 S: 15 H: 0 LOB: 3 BB: 1 P: 29	R: 0 E: 0 K: 1 S: 11 H: 1 LOB: 1 BB: 0 P: 15	R: 0 E: 0 K: 0 S: 10 H: 1 LOB: 2 BB: 0 P: 20	R: 0 E: 0 K: 0 S: 3 H: 0 LOB: 0 BB: 1 P: 7	R: 0 E: 0 K: 3 S: 11 H: 1 LOB: 1 BB: 0 P: 18	R: 1 E: 0 K: 0 S: 11 H: 3 LOB: 2 BB: 0 P: 20	R: 0 E: 0 K: 0 S: 11 H: 1 LOB: 1 BB: 1 P: 18	R: 0 E: 0 K: 0 S: 9 H: 1 LOB: 1 BB: 0 P: 13	1B: 7 2B: 0 3B: 0 HR: 1 SF: 0 SAC: 0 DP: 2 HBP: 3						

PITCHER		IP	WLS	BF	H	R	ER	SO	BB	IBB	HBP	BLK	WP	HR	S	P	ERA	WHIP
23 Anthony Reyes, R ERA: 4.26	(1, 1)	5.0	W	21	2	0	0	5	2	0	3	0	0	0	47	81	0.00	0.800
50 Adam Wainwright, R ERA: 2.55	(6, 1)	2.0		10	4	1	1	3	0	0	0	0	0	1	22	38	4.50	2.000
34 Randy Flores, L ERA: 5.23	(8, 1)	0.0		1	1	0	0	0	0	0	0	0	0	0	2	3	∞	∞
48 Brad Thompson, R ERA: 4.24	(8, 1)	2.0		7	1	0	0	0	1	0	0	0	0	0	18	28	0.00	1.000

AB	33
R	1
H	8
RBI	1
BB	3
SO	8
LOB	23

livebaseballscorecards.com

Cincinnati Reds @ Philadelphia Phillies

Citizens Bank Park, Philadelphia, PA

Fri Aug 11 2006, 7:05 PM EDT
Att. 41,461 - Clear - 78 F

TOP

Batter	1	2	3	4	5	6	7	8	9	10	11	12	13	14	AB R H RBI BB SO LOB
6 Ryan Freel, R (1, 9) (9, 5) OBP: 0.384, SLG: 0.442	K (2-3)		G3 (3-2)		F8 (0-0)			1B, 12 CI, S (1-2)	F8 (0-0)			L3 (0-1)		BB, SH1-3 (4-2)	6 0 1 0 1 1 1
Scott Hatteberg, L (1, 3) OBP: 0.422, SLG: 0.505	1B, BB (0-0)			G3 (1-2)		F9 (0-2)		BB, 12 CI (4-2)	G6-3 (0-2)			G3-1 (0-0)		SH1-3 (1-0)	5 0 1 0 1 0 0
Ken Griffey Jr., L (1, 8) OBP: 0.298, SLG: 0.481	BB, 12 G6-4-3 (4-2)			E3, 12 HR (0-0)		G4-3 (1-0)		K (3-3)		G4-3 (0-2)			BB, 22 1B, 1B (4-1)	P4 (1-0)	5 1 0 0 2 1 3
12 Edwin Encarnación, R (1, 5) OBP: 0.389, SLG: 0.528; 45 Bill Bray, L (8, 1); 56 Todd Coffey, R (8, 1); Rich Aurilia, R (9, 6) OBP: 0.335, SLG: 0.507	G6-4-3 (1-2)			HR (1-1)		HR (0-0)		CI (1-2)		G4-3 (0-0)			1B, 22 1B (2-1)		3 2 2 3 0 0 2 / 0 0 0 0 0 0 0 / 0 0 0 0 0 0 0 / 2 0 1 0 0 0 0
Adam Dunn, L (1, 7) OBP: 0.380, SLG: 0.547		K (2-3)		G3 (0-1)		Ʞ (1-3)		Ʞ (1-3)		L9 (0-0)			F8 (1-2)		6 0 0 0 0 3 5
4 Brandon Phillips, R (1, 4) OBP: 0.336, SLG: 0.422		P3 (1-2)		G4-3 (0-2)			F7 (1-1)	F9 (3-1)			F9 (0-0)		F8 (2-2)		6 0 0 0 0 0 5
26 David Ross, R (1, 2) OBP: 0.373, SLG: 0.642; Ryan Franklin, R (11, 1); 22 Eric Milton, L (13, PH) OBP: 0.220, SLG: 0.308; 39 Aaron Harang, R (13, 1) OBP: 0.192, SLG: 0.160; 54 Elizardo Ramirez, S (14, 1) OBP: 0.192, SLG: 0.200		K (3-3)			F8 (0-2)		BB (4-1)		BB, HR (4-2)		Ʞ (0-3)		1B (0-1)		3 1 0 0 2 2 0 / 0 0 0 0 0 0 0 / 1 0 1 0 0 0 0 / 0 0 0 0 0 0 0 / 0 0 0 0 0 0 0
Royce Clayton, R (1, 6) OBP: 0.312, SLG: 0.347; Todd Hollandsworth, L (9, PH) (9, 9) OBP: 0.247, SLG: 0.431			G6-3 (0-0)		1B (2-2)		F8 (0-1)		K (1-3)		K (3-3)		K (2-3)		3 0 1 0 0 0 1 / 3 0 0 0 0 3 4
Kyle Lohse, R (1, 1); 25 David Weathers, R (7, 1); 9 Juan Castro, R (8, 5) OBP: 0.279, SLG: 0.354; Javier Valentin, S (9, PH) OBP: 0.292, SLG: 0.386; Eddie Guardado, R (9, 1); Kent Mercker, L (10, 1); Jason LaRue, R (11, 2) OBP: 0.313, SLG: 0.300			K (1-3)		K (0-3)		K (1-3)		HR (0-0)			P4 (1-2)		G6-3 (2-2)	3 0 0 0 0 3 2 / 0 0 0 0 0 0 0 / 0 0 0 0 0 0 0 / 1 1 1 2 0 0 0 / 0 0 0 0 0 0 0 / 0 0 0 0 0 0 0 / 2 0 0 0 0 0 0

Inning Stats	R	E	K	S	H	LOB	BB	P
1	0	0	1	9	1	1	1	16
2	0	0	2	9	0	0	0	15
3	0	0	1	10	0	0	0	14
4	2	1	0	11	1	0	0	13
5	0	0	1	11	1	1	0	13
6	1	0	1	8	1	0	0	10
7	0	0	1	8	0	1	1	14
8	0	1	2	20	1	3	1	33
9	2	0	1	14	1	0	1	19
10	0	0	0	5	0	0	0	5
11	0	0	2	7	0	0	0	10
12	0	0	0	7	0	0	0	8
13	0	0	1	16	2	3	1	27
14	0	0	0	9	0	1	1	17

1B: 5, 2B: 0, 3B: 0, HR: 3, SF: 0, SAC: 1, DP: 1, HBP: 0
WP: 0, PB: 0, SB: 1, CS: 0, PA: 57

AB 49, R 5, H 8, RBI 5, BB 6, SO 13, LOB 23

PITCHER		IP	WLS	BF	H	R	ER	SO	BB	IBB	HBP	BLK	WP	HR	S	P	ERA	WHIP
21 Jon Lieber, R (ERA: 5.51)	(1, 1)	7.0		28	5	3	2	7	2	0	0	0	0	2	70	100	2.57	1.000
Arthur Rhodes, L (ERA: 5.25)	(8, 1)	0.2		4	0	0	0	2	1	0	0	0	0	0	14	23	0.00	1.500
Rick White, R (ERA: 5.06)	(8, 1)	0.1		1	0	0	0	0	0	0	0	0	0	0	2	5	0.00	0.000
45 Tom Gordon, R (ERA: 2.77)	(9, 1)	2.0	B	8	1	2	2	1	1	0	0	0	0	1	19	24	9.00	1.000
63 Ryan Madson, R (ERA: 5.58)	(11, 1)	2.0		6	0	0	0	2	0	0	0	0	0	0	14	18	0.00	0.000
Geoff Geary, R (ERA: 3.75)	(13, 1)	0.2		5	2	0	0	0	1	0	0	0	0	0	13	22	0.00	4.500
Aaron Fultz, L (ERA: 4.24)	(13, 1)	1.1	W	5	0	0	0	1	1	0	0	0	0	0	12	22	0.00	0.750

BOTTOM

Batter	1	2	3	4	5	6	7	8	9	10	11	12	13	14	AB R H RBI BB SO LOB
11 Jimmy Rollins, S (1, 6) OBP: 0.329, SLG: 0.445	G1-5-3 (1-2)		K (0-3)			1B, G6-3 (2-1)		HR (2-1)	G6-3 (0-0)			G4-3 (2-1)	L9 (0-1)		7 1 2 2 0 1 3
David Dellucci, L (1, 9) (9, 7) OBP: 0.400, SLG: 0.618	1B, 6 1B, 1B (2-2)		F7 (2-2)			G6-3 (0-0)		G1-3 (2-2)		BB, 6 WP (4-0)		1B, 6 IBB (1-1)		1B, 6 IBB, 26 BB, 1B (0-0)	6 2 3 0 1 0 1
26 Chase Utley, L (1, 4) OBP: 0.391, SLG: 0.547	P4-3 (1-2)		1B (0-1)			K2-3 (2-3)		1B, 3B (3-2)		K (2-3)		K (2-3)		BB, 1B, 6 IBB (4-0)	6 1 2 0 1 3 3
6 Ryan Howard, L (1, 3) OBP: 0.383, SLG: 0.620	1B, 1B (2-1)			K (1-3)			BB, 2B (4-2)	K (0-3)		IBB, 4 G1-6-3 (4-0)		IBB (4-0)		IBB, 1B (4-0)	3 0 1 0 4 2 1
Pat Burrell, R (1, 7) OBP: 0.378, SLG: 0.516; 45 Tom Gordon, R (9, 1); 4 Danny Sandoval, S (10, PH) OBP: 0.333, SLG: 0.200; 63 Ryan Madson, L (11, 1) OBP: 0.206, SLG: 0.212; Randy Wolf, L (12, PH) OBP: 0.143, SLG: 0.167; Geoff Geary, R (13, 1) OBP: 0.500, SLG: 0.667; Aaron Fultz, L (13, 1)	1B (0-1)			Ʞ (3-3)			Ʞ (3-3)	3B (2-2)		G1-6-3 (0-0)		K (1-3)		L6 (1-2)	4 0 2 2 0 2 1 / 0 0 0 0 0 0 0 / 1 0 0 0 0 0 2 / 0 0 0 0 0 0 0 / 1 0 0 0 0 1 2 / 0 0 0 0 0 0 0 / 1 0 0 0 0 0 3
Aaron Rowand, R (1, 8) OBP: 0.318, SLG: 0.435	G1-3 (2-2)			F9 (1-0)			2B (1-2)	K (1-3)			G5-3 (1-1)		F7 (0-2)	1B (1-0)	7 0 2 1 0 1 3
27 Chris Coste, R (1, 2) OBP: 0.378, SLG: 0.533; 29 Chris Roberson, S (9, PR) OBP: 0.200, SLG: 0.200; Mike Lieberthal, R (10, 2) OBP: 0.286, SLG: 0.357		P4 (1-1)			K (0-3)		L5 (1-0)		2B, E 8 SF9 (3-2)		G5-3 (0-1)		1B, 1B (0-1)		4 0 1 0 0 1 2 / 0 1 0 0 0 0 0 / 2 0 1 0 0 0 0
Abraham Nunez, S (1, 5) OBP: 0.235, SLG: 0.220		K (2-3)			G1-3 (1-2)		K (1-3)		K (1-3)		BB, 8 FC6-4 (4-1)		1B (1-0)		5 0 1 0 1 3 3
21 Jon Lieber, L (1, 1) OBP: 0.118, SLG: 0.063; Arthur Rhodes, L (8, 1); Rick White, R (8, 1); 8 Shane Victorino, S (8, PH) (9, 9) OBP: 0.333, SLG: 0.413		Ʞ (0-3)			G3-1 (0-1)			1B, 11 HR (3-2)	SF9 (0-0)		FC6-4 (0-1)		K (2-3)		2 0 0 0 0 1 0 / 0 0 0 0 0 0 0 / 0 0 0 0 0 0 0 / 3 1 1 1 0 1 3

Inning Stats	R	E	K	S	H	LOB	BB	P
1	1	0	0	16	3	2	0	24
2	0	0	2	9	0	0	0	12
3	0	0	1	10	1	1	0	12
4	0	0	2	7	0	0	0	12
5	0	0	1	8	0	0	0	9
6	0	0	1	8	1	0	0	12
7	0	0	2	14	1	2	1	24
8	3	0	2	24	4	1	0	37
9	1	1	1	11	1	1	0	15
10	0	0	1	5	0	1	2	15
11	0	0	0	7	0	1	1	12
12	0	0	2	10	1	2	1	20
13	0	0	1	12	2	2	0	15
14	1	0	0	5	2	3	2	15

1B: 12, 2B: 2, 3B: 1, HR: 1, SF: 1, SAC: 0, DP: 2, HBP: 0
WP: 1, PB: 0, SB: 0, CS: 0, PA: 60

AB 52, R 6, H 16, RBI 6, BB 7, SO 16, LOB 27

PITCHER		IP	WLS	BF	H	R	ER	SO	BB	IBB	HBP	BLK	WP	HR	S	P	ERA	WHIP
Kyle Lohse, R (ERA: 6.39)	(1, 1)	6.1		24	6	1	1	8	1	0	0	0	0	0	67	98	1.42	1.105
25 David Weathers, R (ERA: 4.58)	(7, 1)	0.2	H	2	0	0	0	1	0	0	0	0	0	0	5	7	0.00	0.000
45 Bill Bray, L (ERA: 4.33)	(8, 1)	0.2	B	5	3	3	3	1	0	0	0	0	0	1	16	26	40.50	4.500
56 Todd Coffey, R (ERA: 3.3)	(8, 1)	0.1		2	1	0	0	1	0	0	0	0	0	0	8	11	0.00	3.000
Eddie Guardado, L (ERA: 3.89)	(9, 1)	1.0	B	4	1	1	0	1	0	0	0	0	0	0	11	15	0.00	1.000
Kent Mercker, L (ERA: 4.13)	(10, 1)	1.0		4	0	0	0	1	1	1	0	0	1	0	5	15	0.00	1.000
Ryan Franklin, R (ERA: 4.48)	(11, 1)	2.0		9	1	0	0	2	1	1	0	0	0	0	17	32	0.00	1.000
39 Aaron Harang, R (ERA: 3.66)	(13, 1)	1.0		5	2	0	0	1	0	0	0	0	0	0	12	15	0.00	2.000
54 Elizardo Ramirez, R (ERA: 5.0)	(14, 1)	0.1	L	5	2	1	1	0	1	1	0	0	0	0	5	15	27.00	9.000

livebaseballscorecards.com

Cincinnati Reds @ Philadelphia Phillies

Citizens Bank Park, Philadelphia, PA

Sat Aug 12 2006, 7:05 PM EDT

Att. 39,553 - Clear - 76 F

livebaseballscorecards.com

TOP

Batter	1	2	3	4	5	6	7	8	9	AB	R	H	RBI	BB	SO	LOB
6 Ryan Freel, R (1, 9) OBP: 0.387, SLG: 0.445	B C C S 1-3 K ①	C B F F B X 2-2 1B 1-2 2-H 3-H 1B		B X 1-0 S 3-H 2B	B C B X 2-1 F9 ①	B B B B 4-0 1B S 12 1B BB				4	1	2	3	1	1	1
Scott Hatteberg, L (1, 3) OBP: 0.424, SLG: 0.505	B X 1-0 G1-3 ②	B F X 1-1 1-3 2-H 1B		2 SAFE B D F B B 4-1 S BB	B B X 2-0 G4-3 ② 2-3				1 SAFE 1 SAFE B C X 1-1 12 1B G4-3 1-3 1B	4	1	2	1	1	0	1
Ken Griffey Jr., L (1, 8) OBP: 0.295, SLG: 0.475	C B B F B C 3-3 K ③	F F S 0-3 K ③		F B B S D F S 3-3 K ② 1-2 2-3	X 0-0 G4-3 ③				F B B X 2-1 G4-3 ① 1-2	5	0	0	0	0	3	7
12 Edwin Encarnación, R (1, 5) OBP: 0.389, SLG: 0.524		C F B B C 2-3 K ①	F X 0-1 G5-3 ①	I I I I 4-0 IBB			B X 1-0 P6 ①		B B B F F F X 3-2 4 S 4 1B 2-3 3-H 1B	4	1	1	1	1	1	0
Adam Dunn, L (1, 7) OBP: 0.379, SLG: 0.542		B B B B 4-0 4 BB 54 1B 1B BB	S C B B F B F S 3-3 K ②	B X 1-0 F8 ③			F C B X 1-2 F7 ②		S C F 1 SAFE B X 1-2 P5 ②	4	1	0	0	1	1	5
Javier Valentin, S (1, 2) OBP: 0.296, SLG: 0.386	C B X 1-1 54 1B 4 BB 6 1B 1-2 1B	F X 0-1 G6-3 ③			B B B C X 3-1 G5-3 ①		C F C 0-3 K ③		B F B B X 3-1 4 1B 1-2 3-H 1B	5	1	2	1	0	1	0
4 Brandon Phillips, R (1, 4) OBP: 0.341, SLG: 0.436	B L B S B F B 4-2 54 1B 6 1B 1-2 2-3 BB		X 0-0 HR	F X 0-1 B5-3 ②			F F B B X 2-2 L6-4 2B	B C X 1-1 1-3 2-H 1B		4	2	3	2	1	0	0
Royce Clayton, R (1, 6) OBP: 0.310, SLG: 0.348	S S S 0-3 K ②		C B X 1-1 SH5-4 6 2B 2B	C F B S 1-3 K ③				C X 0-1 ① B C S B B F F X L6-4 2-2 ②	3-2 G6-3 ③	5	1	1	0	0	2	6
54 Elizardo Ramirez, S (1, 1) OBP: 0.222, SLG: 0.231 Chris Michalak, L (2, 1) OBP: 0.500, SLG: 1.000 Eddie Guardado, R (9, 1)	B B C S X 2-2 6 1B 1B 1-2 2-3 3-H 1B			X 0-0 SH5-4 ① 2-3		C T F X 0-2 G4-3 2B		C C S 0-3 K ③		1 2 0	1 0 0	1 1 0	1 0 0	0 0 0	0 1 0	0 0 0
Inning Stats	R: 0 E: 0 K: 2 S: 7 H: 0 LOB: 0 BB: 0 P: 12	R: 4 E: 0 K: 3 S: 23 H: 4 LOB: 2 BB: 2 P: 39	R: 0 E: 0 K: 1 S: 9 H: 0 LOB: 0 BB: 0 P: 12	R: 2 E: 0 K: 1 S: 11 H: 3 LOB: 3 BB: 2 P: 25	R: 0 E: 0 K: 1 S: 7 H: 0 LOB: 0 BB: 0 P: 11	R: 0 E: 0 K: 0 S: 8 H: 1 LOB: 1 BB: 0 P: 12	R: 0 E: 0 K: 1 S: 7 H: 0 LOB: 0 BB: 0 P: 9	R: 0 E: 0 K: 1 S: 8 H: 1 LOB: 0 BB: 0 P: 10	R: 3 E: 0 K: 0 S: 21 H: 4 LOB: 2 BB: 1 P: 39	1B: 8 2B: 5 3B: 0 HR: 1 SF: 0 SAC: 1 DP: 1 HBP: 0						

WP: 0 PB: 0 SB: 4 CS: 0 PA: 44

PITCHER		IP	WLS	BF	H	R	ER	SO	BB	IBB	HBP	BLK	WP	HR	S	P	ERA	WHIP
47 Scott Mathieson, R (1, 1) ERA: 6.48		3.1		19	7	6	6	6	2	0	0	0	0	1	44	70	16.20	2.700
Aaron Fultz, L (4, 1) ERA: 4.19		0.2		4	0	0	0	1	1	1	0	0	0	0	6	18	0.00	1.500
Geoff Geary, R (5, 1) ERA: 3.58		3.0		10	1	0	0	2	0	0	0	0	0	0	22	32	0.00	0.333
63 Ryan Madson, R (8, 1) ERA: 5.53		1.0		3	1	0	0	1	0	0	0	0	0	0	8	10	0.00	1.000
45 Tom Gordon, R (9, 1) ERA: 3.28		0.2	L	7	4	3	3	0	1	0	0	0	0	0	16	31	40.50	7.500

PITCHER		IP	WLS	BF	H	R	ER	SO	BB	IBB	HBP	BLK	WP	HR	S	P	ERA	WHIP
Rick White, R (9, 1) ERA: 5.02		0.1		1	0	0	0	0	0	0	0	0	0	0	5	8	0.00	0.000

AB	38
R	9
H	13
RBI	9
BB	5
SO	10
LOB	20

BOTTOM

Batter	1	2	3	4	5	6	7	8	9	AB	R	H	RBI	BB	SO	LOB
11 Jimmy Rollins, S (1, 6) OBP: 0.332, SLG: 0.458	C B B B B 4-1 HR BB	C B B X 2-1 2-H 3-H HR			C B B F X 2-2 G6-3 ①	B B X 2-0 G6-3 ②			B C B C X 2-2 HR	4	3	2	4	1	0	0
David Dellucci, L (1, 9) OBP: 0.402, SLG: 0.630 63 Ryan Madson, L (8, 1) OBP: 0.206, SLG: 0.212 45 Tom Gordon, R (9, 1) Rick White, R (9, 1) Mike Lieberthal, R (9, PH) OBP: 0.290, SLG: 0.361	X 0-0 1-H HR	C B F X 1-2 G1-3 ②			B X 1-0 F9 ②	B F S B F B F F F D 4-2 BB			B C F B B X 3-2 26 HBP 1B	3 0 0 0 1	1 0 0 0 0	1 0 0 0 1	2 0 0 0 0	1 0 0 0 0	0 0 0 0 0	0 0 0 0 0
26 Chase Utley, L (1, 4) OBP: 0.389, SLG: 0.543	C B F F X 1-2 G4-3 ①	C B X 1-1 P5 ③			C B B B X 2-1 G3 ③		1 SAFE F 1 SAFE B X 1-1 F9 ③		F H 1-1 1-2 HBP	4	0	0	0	0	0	1
6 Ryan Howard, L (1, 3) OBP: 0.384, SLG: 0.624	F S B F X 1-2 G4-3 ②		C S B B B X 3-2 F8 ①			B C S X 1-2 E1 27 G4-3 1B		X 0-0 HR	C B S B F F S 2-3 K ③	5	1	2	1	0	1	2
Pat Burrell, R (1, 7) OBP: 0.379, SLG: 0.518	B B B B C C F X 3-2 2B		X 0-0 G4-3 ②			X 0-0 L5 ①		B B B B 4-0 G5-4-3 BB		3	0	1	0	1	0	1
Aaron Rowand, R (1, 8) OBP: 0.318, SLG: 0.433	C C F F B X 1-2 G5-3 ③		C S X 0-2 G5-6-3 ③			B B F X 2-1 27 G4-3 1B		B 1 SAFE F X 1-1 G5-4-3 1-2f ① ②		4	0	1	0	0	0	2
27 Chris Coste, R (1, 2) OBP: 0.373, SLG: 0.521		C F X 0-2 47 SH5-4 1B 11 HR 1B		B C X 1-1 G1-3 ①		C X 0-1 G4-3 ② 1-2 2-3		B X 1-0 G6-3 ③		4	1	1	0	0	0	2
Abraham Nunez, S (1, 5) OBP: 0.235, SLG: 0.221		X 0-0 1-2 47 SH5-4 11 HR 1B		L B B B X 3-1 F9 ②		B S X 1-1 G6-3 ③			B C B F S 2-3 K ①	4	1	1	0	0	1	2
47 Scott Mathieson, R (1, 1) OBP: 0.143, SLG: 0.143 Aaron Fultz, L (4, 1) 4 Danny Sandoval, S (4, PH) OBP: 0.316, SLG: 0.188 Geoff Geary, R (5, 1) OBP: 0.500, SLG: 0.667 8 Shane Victorino, S (7, PH) OBP: 0.330, SLG: 0.409 (8, 9)	X 0-0 SH5-4 ① 1-2 2-3			B X 1-0 F9 ③			C X 0-1 P4 ①		B C F X 1-2 F8 ②	0 0 1 0 2	0 0 0 0 0	0 0 0 0 0	0 0 0 0 0	0 0 0 0 0	0 0 0 0 0	0 0 0 0 0
Inning Stats	R: 2 E: 0 K: 0 S: 19 H: 2 LOB: 1 BB: 1 P: 29	R: 3 E: 0 K: 0 S: 12 H: 3 LOB: 0 BB: 0 P: 16	R: 0 E: 0 K: 0 S: 7 H: 0 LOB: 0 BB: 0 P: 10	R: 0 E: 0 K: 0 S: 5 H: 0 LOB: 0 BB: 0 P: 10	R: 0 E: 0 K: 0 S: 6 H: 0 LOB: 0 BB: 0 P: 11	R: 0 E: 1 K: 0 S: 10 H: 2 LOB: 2 BB: 0 P: 14	R: 0 E: 0 K: 0 S: 10 H: 0 LOB: 1 BB: 1 P: 17	R: 1 E: 0 K: 0 S: 4 H: 1 LOB: 0 BB: 1 P: 10	R: 1 E: 0 K: 2 S: 18 H: 2 LOB: 2 BB: 0 P: 29	1B: 5 2B: 1 3B: 0 HR: 4 SF: 0 SAC: 1 DP: 1 HBP: 1						

WP: 0 PB: 0 SB: 0 CS: 0 PA: 40

PITCHER		IP	WLS	BF	H	R	ER	SO	BB	IBB	HBP	BLK	WP	HR	S	P	ERA	WHIP
54 Elizardo Ramirez, R (1, 1) ERA: 5.37		1.1		10	5	5	5	0	1	0	0	0	0	2	26	38	33.75	4.500
Chris Michalak, L (2, 1) ERA: 1.35		6.2	W	24	3	1	1	0	2	0	0	0	0	1	47	79	1.35	0.750
Eddie Guardado, L (9, 1) ERA: 4.04		1.0	S	6	2	1	1	2	0	0	1	0	0	1	18	29	9.00	2.000

AB	35
R	7
H	10
RBI	7
BB	3
SO	2
LOB	10

TOP

Batter	1	2	3	4	5	6	7	8	9	10	11	AB	R	H	RBI	BB	SO	LOB
6 Ryan Freel, R (1, 9) OBP: 0.386, SLG: 0.442	K		FC4-6 BB		K		G3 BLK FC4-2 1B		K		K	5	0	1	0	1	4	1
Scott Hatteberg, L (1, 3) OBP: 0.423, SLG: 0.500	K		FC4-6 1B 12 1B 1-2f 2-H		F9		G3 1-3		1B		1B BB	5	1	1	0	1	1	2
Ken Griffey Jr., L (1, 8) OBP: 0.298, SLG: 0.475	1B		12 1B 1-3 1B			G3-1	FC4-2 12 BB 3-H		K		1B 1-3 2-H	6	0	3	1	0	1	2
12 Edwin Encarnación, R (1, 5) OBP: 0.391, SLG: 0.533	K		1-2 3-H 1B			HR	BB			K	K	5	1	2	2	1	3	3
Adam Dunn, L (1, 7) OBP: 0.377, SLG: 0.545		K	F7			HR	F9			F7		5	1	1	1	0	1	4
Rich Aurilia, R (1, 6) OBP: 0.334, SLG: 0.514		P2		P4		HR		G6-3		G6-3		4	1	1	1	0	0	0
25 David Weathers, R (8, 1)												0	0	0	0	0	0	0
Eddie Guardado, R (9, 1)												0	0	0	0	0	0	0
Royce Clayton, R (10, PH) OBP: 0.310, SLG: 0.347												1	0	0	0	0	0	0
45 Bill Bray, L (10, 1)												0	0	0	0	0	0	0
4 Brandon Phillips, R (1, 4) OBP: 0.342, SLG: 0.438		K		G6-3		K		26 L5-4 2B			26 SH3-4 9 2B 1B	5	1	2	0	0	2	0
26 David Ross, R (1, 2) OBP: 0.370, SLG: 0.630			P3	K		HBP		L5-4 2-2			SH3-4 1-2	3	0	0	0	0	1	1
22 Eric Milton, L (1, 1) OBP: 0.227, SLG: 0.333			E 2B		K				G6-3		1B 2-H 2B	3	1	1	0	0	2	1
56 Todd Coffey, R (6, 1)												0	0	0	0	0	0	0
Rheal Cormier, L (7, 1)												0	0	0	0	0	0	0
9 Juan Castro, R (8, 6) OBP: 0.281, SLG: 0.360												2	1	1	1	0	0	0
Inning Stats	R: 0 E: 0 K: 3 S: 14 H: 1 LOB: 1 BB: 0 P: 22	R: 0 E: 0 K: 2 S: 9 H: 0 LOB: 0 BB: 0 P: 14	R: 2 E: 1 K: 0 S: 18 H: 3 LOB: 2 BB: 1 P: 34	R: 0 E: 0 K: 1 S: 7 H: 0 LOB: 0 BB: 0 P: 8	R: 0 E: 0 K: 2 S: 9 H: 0 LOB: 0 BB: 0 P: 12	R: 3 E: 0 K: 2 S: 16 H: 3 LOB: 1 BB: 0 P: 26	R: 0 E: 0 K: 0 S: 12 H: 1 LOB: 2 BB: 1 P: 23	R: 0 E: 0 K: 0 S: 6 H: 1 LOB: 0 BB: 0 P: 7	R: 0 E: 0 K: 2 S: 19 H: 1 LOB: 1 BB: 0 P: 29	R: 0 E: 0 K: 1 S: 5 H: 0 LOB: 0 BB: 0 P: 7	R: 2 E: 0 K: 2 S: 16 H: 3 LOB: 2 BB: 1 P: 24	1B: 7 2B: 4 3B: 0 HR: 3 SF: 0 SAC: 1 DP: 1 HBP: 1						

PITCHER		IP	WLS	BF	H	R	ER	SO	BB	IBB	HBP	BLK	WP	HR	S	P	ERA	WHIP
39 Brett Myers, R ERA: 4.12	(1, 1)	5.2		26	7	5	5	9	1	0	1	0	0	3	69	110	7.94	1.412
48 Brian Sanches, R ERA: 5.93	(6, 1)	1.0		5	1	0	0	1	1	0	0	1	0	0	13	23	0.00	2.000
Aaron Fultz, L ERA: 4.17	(7, 1)	0.1		1	0	0	0	0	0	0	0	0	0	0	3	6	0.00	0.000
Rick White, R ERA: 4.8	(8, 1)	2.0		7	2	0	0	2	0	0	0	0	0	0	25	36	0.00	1.000
Arthur Rhodes, L ERA: 5.11	(10, 1)	1.0		3	0	0	0	1	0	0	0	0	0	0	5	7	0.00	0.000

PITCHER		IP	WLS	BF	H	R	ER	SO	BB	IBB	HBP	BLK	WP	HR	S	P	ERA	WHIP
63 Ryan Madson, R ERA: 5.64	(11, 1)	1.0	L	7	3	2	2	2	1	0	0	0	0	0	16	24	18.00	4.000

BOTTOM

Batter	1	2	3	4	5	6	7	8	9	10	11	AB	R	H	RBI	BB	SO	LOB
11 Jimmy Rollins, S (1, 6) OBP: 0.336, SLG: 0.463	26 F9 8 SH5-3 1B		8 G6-4-3 1B		G1-3		8 FC6-4 1-2 1B		FC5 27 1B 6 1B 1-2		2B	6	1	4	0	0	0	1
8 Shane Victorino, S (1, 9) OBP: 0.330, SLG: 0.405	SH5-3 1-2		G6-4-3 1-2f			6 HR BB	FC6-4 1-2f		6 1B 1-2 2-H 1B		K	2	1	0	0	1	0	3
Rick White, R (8, 1)												0	0	0	0	0	0	0
27 Chris Coste, R (9, PH) OBP: 0.379, SLG: 0.526												1	0	1	1	0	0	0
29 Chris Roberson, S (9, PR) OBP: 0.192, SLG: 0.192												1	0	0	0	0	1	1
(10, 9)																		
26 Chase Utley, L (1, 4) OBP: 0.386, SLG: 0.538	F9 2-3			K		K		1B	K		G1-3	6	0	1	0	0	3	5
6 Ryan Howard, L (1, 3) OBP: 0.386, SLG: 0.631	G3-1			BB 1B 1B		1-H HR		K	1-3 2-H 1B			5	2	3	3	0	1	2
Pat Burrell, R (1, 7) OBP: 0.377, SLG: 0.512		K		1B 1-2 BB		G6-3		K	K			4	0	0	0	1	3	3
Arthur Rhodes, L (10, 1)												0	0	0	0	0	0	0
63 Ryan Madson, L (11, 1) OBP: 0.206, SLG: 0.212												0	0	0	0	0	0	0
Aaron Rowand, R (1, 8) OBP: 0.319, SLG: 0.432		F9		G1-6-3 1-3 2-H 1B		P4		1B 1-2		P4		5	0	2	1	0	0	0
Mike Lieberthal, R (1, 2) OBP: 0.294, SLG: 0.358		BB		G1-6-3 1-2f			F7	G4-3		E7 L4-6 1B		4	0	1	0	1	0	4
Abraham Nunez, S (1, 5) OBP: 0.240, SLG: 0.226		F9			K		11 1B 1B		11 E 27 1B 1B	L4-6 2-2		5	1	2	0	0	1	2
39 Brett Myers, R (1, 1) OBP: 0.085, SLG: 0.093												2	0	0	0	0	1	0
48 Brian Sanches, R (6, 1)												0	0	0	0	0	0	0
Aaron Fultz, L (7, 1)												0	0	0	0	0	0	0
David Dellucci, L (7, PH) OBP: 0.396, SLG: 0.619												3	0	0	0	0	1	2
(8, 9)																		
(10, 7)																		
Inning Stats	R: 0 E: 0 K: 0 S: 9 H: 1 LOB: 1 BB: 0 P: 12	R: 0 E: 0 K: 1 S: 14 H: 0 LOB: 1 BB: 1 P: 23	R: 0 E: 0 K: 0 S: 8 H: 1 LOB: 0 BB: 0 P: 11	R: 1 E: 0 K: 1 S: 14 H: 2 LOB: 1 BB: 1 P: 24	R: 0 E: 0 K: 2 S: 10 H: 0 LOB: 0 BB: 0 P: 13	R: 2 E: 0 K: 1 S: 11 H: 1 LOB: 0 BB: 1 P: 23	R: 0 E: 0 K: 0 S: 13 H: 2 LOB: 2 BB: 0 P: 22	R: 0 E: 0 K: 2 S: 16 H: 2 LOB: 2 BB: 0 P: 27	R: 2 E: 1 K: 3 S: 17 H: 3 LOB: 2 BB: 0 P: 24	R: 0 E: 1 K: 0 S: 6 H: 1 LOB: 0 BB: 0 P: 10	R: 0 E: 0 K: 1 S: 12 H: 1 LOB: 1 BB: 0 P: 18	1B: 12 2B: 2 3B: 0 HR: 1 SF: 0 SAC: 1 DP: 3 HBP: 0						

PITCHER		IP	WLS	BF	H	R	ER	SO	BB	IBB	HBP	BLK	WP	HR	S	P	ERA	WHIP
22 Eric Milton, L ERA: 5.01	(1, 1)	5.1		22	5	3	3	5	3	0	0	0	0	1	61	96	5.06	1.500
56 Todd Coffey, R ERA: 3.24	(6, 1)	1.0	H	4	1	0	0	0	0	0	0	0	0	0	11	19	0.00	1.000
Rheal Cormier, L ERA: 2.06	(7, 1)	1.0	H	5	2	0	0	1	0	0	0	0	0	0	12	22	0.00	2.000
25 David Weathers, R ERA: 4.53	(8, 1)	0.2	H	3	1	0	0	1	0	0	0	0	0	0	11	18	0.00	1.500
Eddie Guardado, L ERA: 3.93	(9, 1)	1.0	B	7	3	2	0	3	0	0	0	0	0	0	17	24	0.00	3.000

PITCHER		IP	WLS	BF	H	R	ER	SO	BB	IBB	HBP	BLK	WP	HR	S	P	ERA	WHIP
45 Bill Bray, L ERA: 4.1	(10, 1)	2.0	W	7	2	0	0	1	0	0	0	0	0	0	18	28	0.00	1.000

Cincinnati Reds @ Philadelphia Phillies
Citizens Bank Park, Philadelphia, PA
Sun Aug 13 2006, 1:35 PM EDT
Att. 37,677 - Sunny - 77 F

livebaseballscorecards.com

AB	44
R	7
H	13
RBI	6
BB	3
SO	15
LOB	14

AB	44
R	5
H	14
RBI	5
BB	3
SO	11
LOB	23

WP: 0 PB: 0 SB: 0 CS: 0 PA: 49

WP: 0 PB: 0 SB: 0 CS: 0 PA: 48

Cincinnati Reds @ St. Louis Cardinals

Busch Stadium, St. Louis, MO

Tue Aug 15 2006, 7:10 PM CDT

Att. 42,761 - Clear - 84 F

livebaseballscorecards.com

TOP

Batter	1	2	3	4	5	6	7	8	9	AB	R	H	RBI	BB	SO	LOB
6 Ryan Freel, R (1, 9) OBP: 0.385, SLG: 0.438	C B F X 1-2 ① F7			S B H 2-1 CS HBP		F C B S 1-3 ② K			X 0-0 ① G5-3	3	0	0	0	0	1	0
Scott Hatteberg, L (1, 3) OBP: 0.418, SLG: 0.494	X 0-0 ② G6-3			1 SAFE C F C 0-3 ① K		C B S X 1-2 ③ G3			B C C B C 2-3 ② K	4	0	0	0	0	2	1
Ken Griffey Jr., L (1, 8) OBP: 0.297, SLG: 0.473	C C B B X 2-2 ③ F8			C 1 SAFE B B C X 2-2 ② ③ L9 1-2			B X 1-0 12 G4-3 1B		B B S X 2-1 ③ G1-3	4	0	1	0	0	0	1
12 Edwin Encarnación, R (1, 5) OBP: 0.387, SLG: 0.527		B X 1-0 ① G5-3			B B F X 2-1 ① L3		C B F X 1-2 ① ② G4-3 1-2f			3	0	0	0	0	0	1
Adam Dunn, L (1, 7) OBP: 0.377, SLG: 0.544		F B B C B X 3-2 ② G4-3			X 0-0 1B 1B		C X 0-1 ③ L3			3	0	1	0	0	0	0
4 Brandon Phillips, R (1, 4) OBP: 0.342, SLG: 0.437		C X 0-1 ③ G4-3			B F B X 2-1 ② F9			S B F B X 2-2 1B		3	0	1	0	0	0	1
Royce Clayton, R (1, 6) OBP: 0.310, SLG: 0.347			C S X 0-2 ① G6-3		X 0-0 1-2 FC6-4 1B			F S B B S 2-3 ① K		3	0	1	0	0	1	1
Jason LaRue, R (1, 2) OBP: 0.309, SLG: 0.296 Todd Hollandsworth, L (8, PH) OBP: 0.246, SLG: 0.429 37 Brian Shackelford, L (8, 1)			C B S S X 1-2 ② G6-3		S B B B X 3-1 ③ FC6-4 1-2f			B F C S 1-3 ② K		2 1 0	0 0 0	0 0 0	0 0 0	0 1 0	0 1 0	2 1 0
39 Aaron Harang, R (1, 1) OBP: 0.189, SLG: 0.157 9 Juan Castro, R (6, PH) OBP: 0.280, SLG: 0.358 Ryan Franklin, R (6, 1) Javier Valentin, S (8, PH) OBP: 0.294, SLG: 0.384 (8, 2)			S T F S 0-3 ③ K			B C X 1-1 ① G6-3		C T B B F X 2-2 ③ G4-3		1 1 0 1	0 0 0 0	0 0 0 0	0 0 0 0	1 0 0 0	0 0 0 1	0 0 0 1

Inning Stats	1	2	3	4	5	6	7	8	9
	R: 0 E: 0 K: 0 S: 7 H: 0 LOB: 0 BB: 0 P: 10	R: 0 E: 0 K: 0 S: 6 H: 0 LOB: 0 BB: 0 P: 10	R: 0 E: 0 K: 1 S: 10 H: 0 LOB: 0 BB: 0 P: 11	R: 0 E: 0 K: 1 S: 7 H: 0 LOB: 0 BB: 0 P: 11	R: 0 E: 0 K: 0 S: 8 H: 2 LOB: 2 BB: 0 P: 15	R: 0 E: 0 K: 1 S: 8 H: 0 LOB: 0 BB: 0 P: 11	R: 0 E: 0 K: 0 S: 6 H: 1 LOB: 0 BB: 0 P: 8	R: 0 E: 0 K: 2 S: 13 H: 1 LOB: 1 BB: 0 P: 20	R: 0 E: 0 K: 1 S: 6 H: 0 LOB: 0 BB: 0 P: 10

1B: 4 2B: 0 3B: 0 HR: 0 SF: 0 SAC: 0 DP: 1 HBP: 1 WP: 0 PB: 0 SB: 0 CS: 1 PA: 30

PITCHER		IP	WLS	BF	H	R	ER	SO	BB	IBB	HBP	BLK	WP	HR	S	P	ERA	WHIP
29 Chris Carpenter, R ERA: 3.09	(1, 1)	9.0	W	30	4	0	0	6	0	0	1	0	0	0	71	106	0.00	0.444

PITCHER		IP	WLS	BF	H	R	ER	SO	BB	IBB	HBP	BLK	WP	HR	S	P	ERA	WHIP

AB	29
R	0
H	4
RBI	0
BB	0
SO	6
LOB	9

BOTTOM

Batter	1	2	3	4	5	6	7	8	9	AB	R	H	RBI	BB	SO	LOB
22 David Eckstein, R (1, 6) OBP: 0.350, SLG: 0.332	C F F X 0-2 ① P5		H 1-0 5 1B HBP		X 0-0 16 HR 1B	C B F F F X 1-2 ② G6-3		B B B C B B 4-1 16 1B BB		3	1	1	0	1	0	0
16 Chris Duncan, L (1, 7) OBP: 0.376, SLG: 0.604	B S B C S 2-3 ② K		D B F B F X 3-2 ② L7		B X 1-0 1-H HR	B C X 1-1 5 1B 1B		C B B F B X 3-2 1-2 1B		5	1	3	2	0	1	1
5 Albert Pujols, R (1, 3) OBP: 0.439, SLG: 0.692	B F F B X 2-2 ③ G5-3		B S B X 2-1 1-3 1B		X 0-0 SH1-4 27 WP 2B	C B X 1-1 1-2 1B		B X 1-0 ② F4		5	1	3	0	0	0	2
15 Jim Edmonds, L (1, 8) OBP: 0.354, SLG: 0.480 So Taguchi, R (5, 8) OBP: 0.338, SLG: 0.359		B S B B C F F B B B 4-2 27 FC6-4 BB	S B F B S 2-3 ③ K		X 0-0 ① SH1-4 2-3	B X 1-0 ③ F8		B F F X 1-2 ③ G5-3		1 2	0 0	0 0	0 0	1 0	1 0	2 4
27 Scott Rolen, R (1, 5) OBP: 0.392, SLG: 0.549		C C B X 1-2 ① FC6-4 43 G6-3 1-2f 1B		S S X 0-2 ① P4	D F D S B B 4-2 1B 3-H BB		B C S X 1-2 2B			3	1	1	0	1	0	1
43 Juan Encarnacion, R (1, 9) OBP: 0.313, SLG: 0.461		C B B B F X 2-2 ② G6-3 1-2		B X 1-0 2B 2B	B F S X 1-2 ② L9		F F B F B B B F F X 3-2 ① F9			4	1	1	0	0	0	3
Ronnie Belliard, R (1, 4) OBP: 0.336, SLG: 0.406		X 0-0 2-H 1B		B C D X 2-1 2-H 2B	C F X 0-2 1-2 1B		I I I 4-0 4 G5-4-3 IBB			3	0	3	2	1	0	0
4 Yadier Molina, R (1, 2) OBP: 0.274, SLG: 0.323		F F S 0-3 ③ K		F S D F B F F B X 3-2 ② P4	S F F D X 1-2 ③ L8		X 0-0 ② ③ G5-4-3 1-2f			4	0	0	0	0	1	6
29 Chris Carpenter, R (1, 1) OBP: 0.083, SLG: 0.083		C C B B F F F C 2-3 ① K	X 0-0 ③ F9			C S B B F X 2-2 ① G6-3		F X 0-1 ① G5-3		4	0	0	0	0	1	1

Inning Stats	1	2	3	4	5	6	7	8	9
	R: 0 E: 0 K: 0 S: 10 H: 0 LOB: 0 BB: 0 P: 14	R: 1 E: 0 K: 1 S: 14 H: 1 LOB: 1 BB: 1 P: 21	R: 0 E: 0 K: 2 S: 14 H: 1 LOB: 2 BB: 0 P: 24	R: 1 E: 0 K: 0 S: 13 H: 2 LOB: 1 BB: 0 P: 19	R: 3 E: 0 K: 0 S: 16 H: 4 LOB: 2 BB: 1 P: 23	R: 0 E: 0 K: 0 S: 14 H: 2 LOB: 2 BB: 0 P: 20	R: 0 E: 0 K: 0 S: 10 H: 1 LOB: 1 BB: 1 P: 18	R: 0 E: 0 K: 0 S: 10 H: 1 LOB: 2 BB: 1 P: 19	

1B: 7 2B: 4 3B: 0 HR: 1 SF: 0 SAC: 1 DP: 1 HBP: 1 WP: 1 PB: 0 SB: 0 CS: 0 PA: 40

PITCHER		IP	WLS	BF	H	R	ER	SO	BB	IBB	HBP	BLK	WP	HR	S	P	ERA	WHIP
39 Aaron Harang, R ERA: 3.82	(1, 1)	5.0	L	26	8	5	5	4	2	0	1	0	1	1	67	101	9.00	2.000
Ryan Franklin, R ERA: 4.33	(6, 1)	2.0		9	3	0	0	0	0	1	0	0	0	0	24	38	0.00	1.500
37 Brian Shackelford, L ERA: 6.43	(8, 1)	1.0		5	1	0	0	0	1	0	0	0	0	0	10	19	0.00	2.000

PITCHER		IP	WLS	BF	H	R	ER	SO	BB	IBB	HBP	BLK	WP	HR	S	P	ERA	WHIP

AB	34
R	5
H	12
RBI	4
BB	4
SO	4
LOB	20

TOP

Batter	1	2	3	4	5	6	7	8	9	AB	R	H	RBI	BB	SO	LOB
6 Ryan Freel, R (1, 9) OBP: 0.387, SLG: 0.437	F8		12 HR BB 1B	BB	HR	G6-3			G5-4-3 BB	3	1	1	0	2	0	0
Scott Hatteberg, L (1, 3) OBP: 0.413, SLG: 0.487	G4-3		L8	F7			G1-3		G5-4-3 1-2f	5	0	0	0	0	0	4
Ken Griffey Jr., L (1, 8) OBP: 0.302, SLG: 0.481	F9		12 HR 1-2 BB		HR		BB			2	2	1	1	2	0	0
12 Edwin Encarnación, R (1, 5) OBP: 0.389, SLG: 0.550 9 Juan Castro, R (9, 6) OBP: 0.280, SLG: 0.358		HR	1-H 2-H HR	F8		F7				4 0	2 0	2 0	4 0	0 0	0 0	1 0
Adam Dunn, L (1, 7) OBP: 0.378, SLG: 0.549		4 FC5-4 BB	G1-3		HR		K			3	1	1	1	1	1	1
Rich Aurilia, R (1, 6) OBP: 0.336, SLG: 0.523 (9, 5)		P6		HR	G6-3			4 G6-4-3 1B		4	1	2	1	0	0	1
4 Brandon Phillips, R (1, 4) OBP: 0.339, SLG: 0.433		FC5-4 1-2f		F7	K			G6-4-3 1-2f		4	0	0	0	0	1	2
26 David Ross, R (1, 2) OBP: 0.368, SLG: 0.618		K		61 SH1-3 BB		G5-3		F7		3	0	0	0	1	1	1
61 Bronson Arroyo, R (1, 1) OBP: 0.164, SLG: 0.241 56 Todd Coffey, R (8, 1) Todd Hollandsworth, L (9, PH) OBP: 0.244, SLG: 0.426 25 David Weathers, R (9, 1)		F8	SH1-3 1-2			G6-3			K	2 0 1 0	0 0 0 0	0 0 0 0	0 0 0 0	0 0 1 0	0 0 0 0	0 0 0 0
Inning Stats	R: 0 E: 0 K: 0 S: 11 H: 0 LOB: 0 BB: 0 P: 16	R: 1 E: 0 K: 1 S: 15 H: 1 LOB: 1 BB: 1 P: 27	R: 3 E: 0 K: 0 S: 18 H: 2 LOB: 0 BB: 1 P: 25	R: 1 E: 0 K: 0 S: 9 H: 1 LOB: 2 BB: 2 P: 19	R: 2 E: 0 K: 1 S: 15 H: 2 LOB: 0 BB: 0 P: 17	R: 0 E: 0 K: 0 S: 5 H: 0 LOB: 0 BB: 0 P: 9	R: 0 E: 0 K: 1 S: 9 H: 0 LOB: 1 BB: 1 P: 18	R: 0 E: 0 K: 0 S: 7 H: 1 LOB: 0 BB: 1 P: 12	R: 0 E: 0 K: 1 S: 9 H: 0 LOB: 0 BB: 1 P: 17	1B: 2 2B: 0 3B: 0 HR: 5 SF: 0 SAC: 1 DP: 2 HBP: 0	WP: 0 PB: 0 SB: 0 CS: 0 PA: 38					

PITCHER		IP	WLS	BF	H	R	ER	SO	BB	IBB	HBP	BLK	WP	HR	S	P	ERA	WHIP
23 Anthony Reyes, R ERA: 4.73	(1, 1)	3.1	L	17	4	5	5	1	3	0	0	0	0	3	50	79	13.50	2.100
Jorge Sosa, R ERA: 5.22	(4, 1)	1.2		8	2	2	2	1	1	0	0	0	0	2	18	25	10.80	1.800
41 Braden Looper, R ERA: 3.93	(6, 1)	1.0		3	0	0	0	0	0	0	0	0	0	0	5	9	0.00	0.000
34 Randy Flores, L ERA: 5.08	(7, 1)	1.0		4	0	0	0	1	1	0	0	0	0	0	9	18	0.00	1.000
Josh Hancock, R ERA: 3.61	(8, 1)	1.0		3	1	0	0	0	0	0	0	0	0	0	7	12	0.00	1.000

PITCHER		IP	WLS	BF	H	R	ER	SO	BB	IBB	HBP	BLK	WP	HR	S	P	ERA	WHIP
Tyler Johnson, L ERA: 5.33	(9, 1)	1.0		3	0	0	0	1	1	0	0	0	0	0	9	17	0.00	1.000

BOTTOM

Batter	1	2	3	4	5	6	7	8	9	AB	R	H	RBI	BB	SO	LOB
22 David Eckstein, R (1, 6) OBP: 0.351, SLG: 0.331	5 G6-4-3 16 BB BB		5 FC5-4 16 1B 1-2 1B		F8			K 27 1B 16 1B G3	E6 1-2	4	1	1	0	1	1	1
16 Chris Duncan, L (1, 7) OBP: 0.388, SLG: 0.614	5 G6-4-3 1-2 BB		5 FC5-4 1-2 2-3 1B		2B			G3 27 1B 1-2 1B	K	4	0	3	0	1	1	2
5 Albert Pujols, R (1, 3) OBP: 0.435, SLG: 0.684	G6-4-3 1-2f 2-3		FC5-4 27 BB 1-2f 2-3 3-H		L9			F9		4	0	0	1	0	0	7
27 Scott Rolen, R (1, 5) OBP: 0.393, SLG: 0.547	F7		BB 1-2			K		G3 1-2 2-3 1B		3	0	1	0	1	1	1
Timo Perez, L (1, 9) OBP: 0.258, SLG: 0.345		F7	F7			G3		G3 1-2 2-3 3-H		4	0	0	1	0	0	5
43 Juan Encarnacion, R (1, 8) OBP: 0.310, SLG: 0.456		K		P1		K		G4-3		4	0	0	0	0	2	2
Aaron Miles, S (1, 4) OBP: 0.331, SLG: 0.352		G3-1		L7			P6		22 E 1B	4	0	1	0	0	0	0
Gary Bennett, R (1, 2) OBP: 0.238, SLG: 0.229			P2	L6			G6-3		F9	4	0	0	0	0	0	1
23 Anthony Reyes, R (1, 1) OBP: 0.347, SLG: 0.167 Jorge Sosa, R (4, 1) OBP: 0.222, SLG: 0.222 Jason Marquis (5, PH) OBP: 0.364, SLG: 0.364 41 Braden Looper, R (6, 1) OBP: 0.500, SLG: 0.500 34 Randy Flores, L (7, 1) 26 Scott Spiezio, S (7, PH) OBP: 0.250, SLG: 0.250 Josh Hancock, R (8, 1) Tyler Johnson, S (8, 1) So Taguchi, R (9, PH) OBP: 0.337, SLG: 0.358			16 1B 22 1B 5 FC5-4 1B				G1-3		G3-1	1 0 1 0 0 1 0 0 0 1	1 0 0 0 0 0 0 0 0 0	1 0 0 0 0 0 0 0 0 0	0 0 0 0 0 0 0 0 0 0	0 0 0 0 0 0 0 0 0 0	0 0 0 0 0 0 0 0 0 0	0 0 0 0 0 0 0 0 0 1	0 0 0 0 0 0 0 0 0 1
Inning Stats	R: 0 E: 0 K: 0 S: 5 H: 0 LOB: 1 BB: 2 P: 16	R: 0 E: 0 K: 1 S: 9 H: 0 LOB: 0 BB: 0 P: 13	R: 1 E: 0 K: 0 S: 22 H: 3 LOB: 3 BB: 1 P: 37	R: 0 E: 0 K: 0 S: 7 H: 0 LOB: 0 BB: 0 P: 9	R: 0 E: 0 K: 0 S: 11 H: 1 LOB: 1 BB: 0 P: 16	R: 0 E: 0 K: 2 S: 8 H: 0 LOB: 0 BB: 0 P: 11	R: 0 E: 0 K: 0 S: 6 H: 0 LOB: 0 BB: 0 P: 10	R: 1 E: 0 K: 1 S: 11 H: 2 LOB: 2 BB: 0 P: 17	R: 0 E: 1 K: 2 S: 13 H: 1 LOB: 2 BB: 0 P: 17	1B: 6 2B: 1 3B: 0 HR: 0 SF: 0 SAC: 0 DP: 1 HBP: 0	WP: 0 PB: 1 SB: 0 CS: 0 PA: 38					

PITCHER		IP	WLS	BF	H	R	ER	SO	BB	IBB	HBP	BLK	WP	HR	S	P	ERA	WHIP
61 Bronson Arroyo, R ERA: 3.45	(1, 1)	7.0	W	27	4	1	1	3	3	0	0	0	0	0	68	112	1.29	1.000
56 Todd Coffey, R ERA: 3.19	(8, 1)	1.0		6	2	1	0	1	0	0	0	0	0	0	11	17	0.00	2.000
25 David Weathers, R ERA: 4.45	(9, 1)	1.0		5	1	0	0	2	0	0	0	0	0	0	13	17	0.00	1.000

PITCHER		IP	WLS	BF	H	R	ER	SO	BB	IBB	HBP	BLK	WP	HR	S	P	ERA	WHIP

Cincinnati Reds @ St. Louis Cardinals
Busch Stadium, St. Louis, MO
Wed Aug 16 2006, 7:10 PM CDT
Att. 42,752 - Partly Cloudy - 85 F

livebaseballscorecards.com

AB	31
R	7
H	7
RBI	7
BB	6
SO	4
LOB	10

AB	35
R	2
H	7
RBI	2
BB	3
SO	6
LOB	20

Cincinnati Reds @ St. Louis Cardinals

Busch Stadium, St. Louis, MO

Thu Aug 17 2006, 1:10 PM CDT

Att. 40,346 - Cloudy - 85 F

livebaseballscorecards.com

TOP

Batter	1	2	3	4	5	6	7	8	9	AB	R	H	RBI	BB	SO	LOB
6 Ryan Freel, R (1, 9) OBP: 0.383, SLG: 0.432	B F B B X 3-1 ① F7			B X 1-0 ① G5-3		C B B F X 2-1 ② P4		C B F B X 2-2 ③ L7		4	0	0	0	0	0	1
Scott Hatteberg, L (1, 3) OBP: 0.412, SLG: 0.483	C B B X 2-1 ② F8			B B C B B 4-1 1B BB		C F B B X 2-2 ③ F9			B B C B X 3-1 ① G3-1	3	0	0	0	1	0	0
Ken Griffey Jr., L (1, 8) OBP: 0.304, SLG: 0.489	B S F B F F B X 3-2 ③ G6-3			B B X 2-0 1-2 1B			B B C F B F F F F 3-2 F F X HR		X 0-0 ② G4-3	4	1	2	1	0	0	0
12 Edwin Encarnación, R (1, 5) OBP: 0.384, SLG: 0.541		X 0-0 ① G4-3		B F F F X 1-2 ② F3			C B F B F C 2-3 ① K		C B X 1-1 ③ F8	4	0	0	0	0	1	2
Adam Dunn, L (1, 7) OBP: 0.375, SLG: 0.545		B B B C C X 3-2 ② F9		B B 2 B C F S SAFE 3-3 ③ K			B B X 2-0 ② L3			3	0	0	0	0	1	2
Rich Aurilia, R (1, 6) OBP: 0.333, SLG: 0.518		B C S X 1-2 ③ P2			B F X 1-1 ① G6-3		C S X 0-2 ③ G3-1			3	0	0	0	0	0	0
4 Brandon Phillips, R (1, 4) OBP: 0.339, SLG: 0.435			X 0-0 ① L8		C C B B B X 3-2 ② P4			F M X 0-2 26 SH5-3 2B		3	0	1	0	0	0	0
26 David Ross, R (1, 2) OBP: 0.364, SLG: 0.610			C F X 0-2 ② G5-3		X 0-0 ③ P3			T B L X 1-2 ① SH5-3 2-3		2	0	0	0	0	0	0
Kyle Lohse, R (1, 1) Javier Valentin, S (8, PH) OBP: 0.292, SLG: 0.381 Ryan Franklin, R (8, 1)			C X 0-1 ③ G5-3			C S X 0-2 ① G3		C C S 0-3 ② K		2 1 0	0 0 0	0 0 0	0 0 0	0 1 0	0 1 0	0 1 0
Inning Stats	R: 0 E: 0 K: 0 S: 9 H: 0 LOB: 0 BB: 0 P: 17	R: 0 E: 0 K: 0 S: 7 H: 0 LOB: 0 BB: 0 P: 11	R: 0 E: 0 K: 0 S: 6 H: 0 LOB: 0 BB: 0 P: 6	R: 0 E: 0 K: 1 S: 10 H: 1 LOB: 2 BB: 1 P: 21	R: 0 E: 0 K: 0 S: 6 H: 0 LOB: 0 BB: 0 P: 10	R: 0 E: 0 K: 0 S: 8 H: 0 LOB: 0 BB: 0 P: 12	R: 1 E: 0 K: 1 S: 17 H: 1 LOB: 0 BB: 0 P: 24	R: 0 E: 0 K: 1 S: 12 H: 1 LOB: 1 BB: 0 P: 15	R: 0 E: 0 K: 0 S: 5 H: 0 LOB: 0 BB: 0 P: 9	1B: 1 2B: 1 3B: 0 HR: 1	SF: 0 SAC: 1 DP: 0 HBP: 0			WP: 0 PB: 0 SB: 0 CS: 0		PA: 31	

PITCHER		IP	WLS	BF	H	R	ER	SO	BB	IBB	HBP	BLK	WP	HR	S	P	ERA	WHIP
Jeff Weaver, R ERA: 6.07	(1, 1)	7.1		26	3	1	1	2	1	0	0	0	0	1	69	108	1.23	0.545
50 Adam Wainwright, R ERA: 3.1	(8, 1)	0.2		2	0	0	0	1	0	0	0	0	0	0	6	8	0.00	0.000
44 Jason Isringhausen, R ERA: 3.02	(9, 1)	1.0	W	3	0	0	0	0	0	0	0	0	0	0	5	9	0.00	0.000

PITCHER	IP	WLS	BF	H	R	ER	SO	BB	IBB	HBP	BLK	WP	HR	S	P	ERA	WHIP

AB	29
R	1
H	3
RBI	1
BB	1
SO	3
LOB	6

BOTTOM

Batter	1	2	3	4	5	6	7	8	9	AB	R	H	RBI	BB	SO	LOB
22 David Eckstein, R (1, 6) OBP: 0.348, SLG: 0.328	C B B X 2-1 ① P5		C F F F F S 0-3 ② K			B X 1-0 ① G4-3		X 0-0 ③ F9		4	0	0	0	0	1	0
16 Chris Duncan, L (1, 7) OBP: 0.397, SLG: 0.618	B X 1-0 5 FC5-4 1B		S X 0-1 1B			B B B C C S 3-3 ② K			X 0-0 5 BB 27 1B 1B	4	1	3	0	0	1	0
5 Albert Pujols, R (1, 3) OBP: 0.434, SLG: 0.679	B F 1 SAFE B S F F X 2-2 ② FC5-4 27 BB 1-2f		X 0-0 ③ G4-3			B C B B X 3-1 ③ F8			B B B B 4-0 27 1B 1-2 BB	3	0	0	0	1	0	2
27 Scott Rolen, R (1, 5) OBP: 0.396, SLG: 0.556	B B C B C B 4-2 1-2 BB			C B B B F F X 3-2 ① G5-3			B B S B F F X 3-2 HR		B F B C X 2-2 1-2 2-H 1B	3	1	2	2	1	0	0
43 Juan Encarnacion, R (1, 9) OBP: 0.310, SLG: 0.456	F S X 0-2 ③ F8			S X 0-1 ② F9			C C X 0-2 G1-6-3 1B			3	0	1	0	0	0	2
Ronnie Belliard, R (1, 4) OBP: 0.336, SLG: 0.405		F B X 1-1 ① G6-3		B X 1-0 CS 1B			1 SAFE B 1 SAFE B 1 SAFE 1 SAFE F F S 2-3 ① K			3	0	1	0	0	1	1
So Taguchi, R (1, 8) OBP: 0.333, SLG: 0.354		C S B X 1-2 ② F8		B 1-0 ③ CS 1-2	F B F F F S 1-3 ① K		L X 0-1 ② ③ G1-6-3 1-2f			3	0	0	0	0	1	1
4 Yadier Molina, R (1, 2) OBP: 0.272, SLG: 0.320		X 0-0 ③ G4-3			C F S 0-3 ② K			C X 0-1 ① F7		3	0	0	0	0	1	0
Jeff Weaver, R (1, 1) OBP: 0.188, SLG: 0.133 50 Adam Wainwright, R (8, 1) OBP: 0.500, SLG: 1.250 Timo Perez, L (8, PH) OBP: 0.250, SLG: 0.333 44 Jason Isringhausen, R (9, 1)			B C B S S 2-3 ① K		B C X 1-1 ③ G3-1			C C F B B F X 2-2 ② F9		2 0 1 0	0 0 0 0	0 0 0 0	0 0 0 0	1 0 0 0	0 0 0 0	0 0 0 0
Inning Stats	R: 0 E: 0 K: 0 S: 13 H: 1 LOB: 2 BB: 0 P: 22	R: 0 E: 0 K: 0 S: 6 H: 0 LOB: 0 BB: 0 P: 8	R: 0 E: 0 K: 2 S: 12 H: 1 LOB: 1 BB: 0 P: 14	R: 0 E: 0 K: 0 S: 7 H: 1 LOB: 0 BB: 0 P: 12	R: 0 E: 0 K: 2 S: 10 H: 0 LOB: 0 BB: 0 P: 12	R: 0 E: 0 K: 1 S: 6 H: 0 LOB: 0 BB: 0 P: 13	R: 1 E: 0 K: 1 S: 12 H: 2 LOB: 0 BB: 0 P: 17	R: 0 E: 0 K: 0 S: 8 H: 0 LOB: 0 BB: 0 P: 10	R: 1 E: 0 K: 0 S: 4 H: 2 LOB: 2 BB: 1 P: 10	1B: 6 2B: 0 3B: 0 HR: 1	SF: 0 SAC: 1 DP: 1 HBP: 0			WP: 0 PB: 0 SB: 0 CS: 1		PA: 32	

PITCHER		IP	WLS	BF	H	R	ER	SO	BB	IBB	HBP	BLK	WP	HR	S	P	ERA	WHIP
Kyle Lohse, R ERA: 5.96	(1, 1)	7.0		25	5	1	1	6	1	0	0	0	0	1	66	98	1.29	0.857
Ryan Franklin, R ERA: 4.41	(8, 1)	1.0	L	6	2	1	1	0	1	0	0	0	0	0	12	20	9.00	3.000

PITCHER	IP	WLS	BF	H	R	ER	SO	BB	IBB	HBP	BLK	WP	HR	S	P	ERA	WHIP

AB	29
R	2
H	7
RBI	2
BB	2
SO	6
LOB	6

TOP

Batter	1	2	3	4	5	6	7	8	9	AB	R	H	RBI	BB	SO	LOB
6 Chris Duffy, L (1, 8) OBP: 0.262, SLG: 0.258	C S F C 0-3 ① K	S B F X 1-2 ③ F9		B C X 1-1 ① F8	B C X 1-1 ③ FC6-4 1-2f		B B S F X 2-2 ③ G2-3			5	0	0	0	0	1	5
2 Jack Wilson, R (1, 6) OBP: 0.310, SLG: 0.385	C B F X 1-2 ② G5-3		B C C F S 1-3 ① K	X 0-0 ② L8		C F X 0-2 HR		C F F X 0-2 ① P3		5	1	1	1	0	1	0
12 Freddy Sanchez, R (1, 5) OBP: 0.388, SLG: 0.498	C B B B X 3-1 1B		B B X 2-0 1B HR 1B	C B X 1-1 ③ G5-3		B F B X 2-1 1B 2B		B B X 2-0 2B		5	1	4	0	0	0	0
Jason Bay, R (1, 7) OBP: 0.406, SLG: 0.535	C 1 SAFE F B X 1-2 ③ G5-3		D F B X 2-1 1-2 HR 1B		F B B B X 2-1 1B BB 2B	F B F F S 1-3 ① K		X 0-0 ② G5-3		5	2	2	0	0	1	3
Xavier Nady, R (1, 3) OBP: 0.339, SLG: 0.483		C X 0-1 SH1-3 26 45 1B BLK 1B	C F F B X 1-2 1-H 2-H HR		X 0-0 BB 26 1B 2-3 1B	X 0-0 26 G4-6-3 2-3 1B		B B C F F F S 2-3 ③ K		5	2	4	3	0	1	1
26 Ronny Paulino, R (1, 2) OBP: 0.364, SLG: 0.405	C L 1 SAFE B F B B B X 45 BLK SH1-3 45 G4-3 1-2 1B	3-2	B C B B B 4-1 HBP BB	B X 1-0 BB 1-2 1B	C X 0-1 ② ③ G4-6-3 1-2f			C X 0-1 ① G6-3		4	1	2	0	1	0	2
José Bautista, R (1, 9) OBP: 0.352, SLG: 0.450	X 0-0 ① SH1-3 1-2 2-3	C H 1-2 45 FC6-4 1-2 HBP			B S S X 1-2 ① P4		C X 0-2 ① P4		C F B X 1-2 ② G6-3	3	0	0	0	0	0	3
Jose Castillo, R (1, 4) OBP: 0.326, SLG: 0.426	I I I 4-0 45 G4-3 45 BLK IBB	B C S X 1-2 ② F9			B B B F S B 4-2 6 FC6-4 1-2 2-3 3-H BB		X 0-0 ② G4-3		F B X 1-1 1B	3	0	1	1	2	0	2
45 Ian Snell, R (1, 1) OBP: 0.122, SLG: 0.103 34 John Grabow, L (8, 1) José Hernández, R (9, PH) OBP: 0.331, SLG: 0.353 Britt Reames, R (9, 1)	C 1 SAFE L F X 0-2 ② G4-3 1-3 2-H 3-H	X 0-0 ③ FC6-4 1-2f			C B T B S 2-3 ② K		B B B C X 3-1 2B		X 0-0 ③ F8	4 0 1 0	0 0 0 0	1 0 0 0	1 0 0 0	0 0 0 0	1 0 1 0	6 0 1 0
Inning Stats	R: 0 E: 0 K: 1 S: 12 H: 1 LOB: 1 BB: 0 P: 17	R: 2 E: 0 K: 0 S: 14 H: 2 LOB: 1 BB: 1 P: 22	R: 3 E: 0 K: 1 S: 18 H: 3 LOB: 2 BB: 1 P: 30	R: 0 E: 0 K: 0 S: 5 H: 0 LOB: 0 BB: 0 P: 7	R: 1 E: 0 K: 1 S: 14 H: 3 LOB: 3 BB: 1 P: 25	R: 1 E: 0 K: 1 S: 12 H: 3 LOB: 1 BB: 0 P: 15	R: 0 E: 0 K: 0 S: 9 H: 1 LOB: 1 BB: 0 P: 14	R: 0 E: 0 K: 1 S: 11 H: 1 LOB: 1 BB: 0 P: 15	R: 0 E: 0 K: 0 S: 8 H: 1 LOB: 0 BB: 0 P: 10	1B: 9 2B: 4 3B: 0 HR: 2	SF: 0 SAC: 1 DP: 1 HBP: 1					

PITCHER		IP	WLS	BF	H	R	ER	SO	BB	IBB	HBP	BLK	WP	HR	S	P	ERA	WHIP
Chris Michalak, L ERA: 5.91	(1, 1)	4.0	L	24	9	6	6	2	1	1	1	1	0	1	53	83	13.50	2.500
45 Bill Bray, L ERA: 4.12	(5, 1)	2.0		9	3	1	1	2	1	0	0	0	0	1	22	33	4.50	2.000
Scott Schoeneweis, L ERA: 6.34	(7, 1)	1.0		4	1	0	0	0	0	0	0	0	0	0	9	14	0.00	1.000
56 Todd Coffey, R ERA: 3.13	(8, 1)	1.0		4	1	0	0	1	0	0	0	0	0	0	11	15	0.00	1.000
Rheal Cormier, L ERA: 2.01	(9, 1)	1.0		4	1	0	0	0	0	0	0	0	0	0	8	10	0.00	1.000

PITCHER	IP	WLS	BF	H	R	ER	SO	BB	IBB	HBP	BLK	WP	HR	S	P	ERA	WHIP

Pittsburgh Pirates @ Cincinnati Reds
Great American Ball Park, Cincinnati, OH
Fri Aug 18 2006, 7:10 PM EDT
Att. 31,718 - Cloudy - 89 F

livebaseballscorecards.com

AB	40
R	7
H	15
RBI	6
BB	3
SO	5
LOB	23

BOTTOM

Batter	1	2	3	4	5	6	7	8	9	AB	R	H	RBI	BB	SO	LOB
6 Ryan Freel, R (1, 9) OBP: 0.381, SLG: 0.427	B B C B X 3-1 ① F9	B B C B B 4-1 BB		X 0-0 ③ P4			B X 1-0 ③ P5		B C S D C 2-3 ③ K	4	0	0	0	1	1	2
Scott Hatteberg, L (1, 3) OBP: 0.408, SLG: 0.477	C B B B C F X 3-2 ② L6	C B B B X 3-1 ③ G3			C F F B F S 1-3 ① K			B F B C S 2-3 ① K		4	0	0	0	0	2	3
Ken Griffey Jr., L (1, 8) OBP: 0.308, SLG: 0.491	B B C X 2-1 1B		X 0-0 12 FC6-4 1B		B B S B B 4-1 12 G5-4-3 BB			X 0-0 ② G3-1		3	0	2	0	1	0	0
12 Edwin Encarnación, R (1, 5) OBP: 0.382, SLG: 0.548	F X 0-1 ③ P6		C S X 0-2 ① FC6-4 1-2f		B X 1-0 ② ③ G5-4-3 1-2f			B X 1-0 HR		4	1	1	1	0	0	3
Adam Dunn, L (1, 7) OBP: 0.375, SLG: 0.541		B B B B 4-0 BB 1B BB	C X 0-1 ② F8			B X 1-0 ① F7		B C E B B S 3-3 ③ K		3	1	0	0	1	1	1
Rich Aurilia, R (1, 6) OBP: 0.332, SLG: 0.513		B B B B B 4-0 1B 1-2 BB	1 SAFE S F B S 1-3 ③ K			C F S 0-3 ② K			F C X 0-2 ① G6-3	3	0	0	0	1	2	1
4 Brandon Phillips, R (1, 4) OBP: 0.336, SLG: 0.430	C C S 0-3 ① K			F M B B B B X 3-2 ① G5-3		B C B X 2-1 ③ G4-3			S C B F B F C 2-3 ② K	4	0	0	0	0	2	2
Javier Valentin, S (1, 2) OBP: 0.297, SLG: 0.404	C B B F F B X 3-2 SH2-3 1-3 2-H 1B			C F B X 1-2 ② G4-3			X 0-0 ① P4		C B B X 2-1 HR	4	1	2	2	0	0	0
Chris Michalak, L (1, 1) OBP: 0.667, SLG: 1.000 45 Bill Bray, L (5, 1) Scott Schoeneweis, L (7, 1) 9 Juan Castro, R (7, PH) OBP: 0.279, SLG: 0.356 56 Todd Coffey, R (8, 1) Rheal Cormier, L (9, 1) Todd Hollandsworth, L (9, PH) OBP: 0.249, SLG: 0.426	X 0-0 ② SH2-3 1-2			C B B X 2-1 1B			C T S 0-3 ② K		B B C B S B 4-2 BB	1 0 0 1 0 0 0	0 0 0 0 0 0 0	1 0 0 0 0 0 0	0 0 0 0 0 0 1	0 0 0 0 0 0 0	0 0 0 1 0 0 0	0 0 0 0 0 0 0
Inning Stats	R: 0 E: 0 K: 0 S: 10 H: 1 LOB: 1 BB: 0 P: 18	R: 1 E: 0 K: 1 S: 11 H: 1 LOB: 3 BB: 3 P: 29	R: 0 E: 0 K: 1 S: 9 H: 1 LOB: 1 BB: 0 P: 10	R: 0 E: 0 K: 0 S: 9 H: 1 LOB: 1 BB: 0 P: 15	R: 0 E: 0 K: 1 S: 7 H: 0 LOB: 0 BB: 1 P: 13	R: 0 E: 0 K: 1 S: 6 H: 0 LOB: 0 BB: 0 P: 9	R: 0 E: 0 K: 1 S: 5 H: 0 LOB: 0 BB: 0 P: 6	R: 1 E: 0 K: 2 S: 8 H: 1 LOB: 0 BB: 0 P: 14	R: 1 E: 0 K: 2 S: 15 H: 1 LOB: 1 BB: 1 P: 25	1B: 4 2B: 0 3B: 0 HR: 2	SF: 0 SAC: 1 DP: 1 HBP: 0					

PITCHER		IP	WLS	BF	H	R	ER	SO	BB	IBB	HBP	BLK	WP	HR	S	P	ERA	WHIP
45 Ian Snell, R ERA: 4.51	(1, 1)	7.0	W	28	4	1	1	5	4	0	0	0	0	0	57	100	1.29	1.143
34 John Grabow, L ERA: 3.93	(8, 1)	1.0		4	1	1	1	2	0	0	0	0	0	1	8	14	9.00	1.000
Britt Reames, R ERA: 5.4	(9, 1)	1.0		5	1	1	1	2	1	0	0	0	0	1	15	25	9.00	2.000

PITCHER	IP	WLS	BF	H	R	ER	SO	BB	IBB	HBP	BLK	WP	HR	S	P	ERA	WHIP

livebaseballscorecards.com

AB	31
R	3
H	6
RBI	3
BB	5
SO	9
LOB	12

WP: 0	PA: 37
PB: 0	
SB: 0	
CS: 0	

TOP

Batter	1	2	3	4	5	6	7	8	9	AB	R	H	RBI	BB	SO	LOB
José Bautista, R (1, 8) OBP: 0.349, SLG: 0.445	C B B B C F S — 3-3 ① K		B S X — 1-1 ① F8	B C B S X — 2-2 ③ P3		C X — 0-1 ③ G5-3			C F B X — 1-2 12 L6-4 2 1B 1B	5	0	1	0	0	1	0
2 Jack Wilson, R (1, 6) OBP: 0.313, SLG: 0.387	F B S X — 1-2 ② G4-3		B S F B F X — 2-2 ② L9		C F B B X — 2-2 12 BB HR 1B		B C B F X — 2-2 12 2B SF8 1B		B C X — 1-1 1-2 1B	5	2	3	0	0	0	0
12 Freddy Sanchez, R (1, 5) OBP: 0.393, SLG: 0.502	B F X — 1-1 1B		B B X — 2-0 1B 2B 1B		C B B B D F B — 4-2 1-2 HR BB		X — 0-0 SF8 1-3 FC6-2 2B		C B X — 1-1 ②③ L6-4 2-2	4	2	3	0	1	0	2
Jason Bay, R (1, 7) OBP: 0.407, SLG: 0.543	B D F S X — 2-2 ③ F8		S X — 0-1 1-2 2B 1B		F B F B F F B X — 3-2 1-H 2-H HR		F F F X — 0-2 ① SF8 2-3 3-H			3	2	2	4	0	0	1
Xavier Nady, R (1, 9) OBP: 0.338, SLG: 0.483		C B X — 1-1 ① G6-3	F B X — 1-1 26 1B 1-H 2-H 2B		F X — 0-1 ① G5-3		X — 0-0 ② FC6-2 26 CS 3-H			4	1	1	2	0	0	1
55 Matt Capps, R (7, 1)										0	0	0	0	0	0	0
Britt Reames, R (8, 1)										0	0	0	0	0	0	0
26 Ronny Paulino, R (1, 2) OBP: 0.363, SLG: 0.403		C F F F B X — 1-2 ② G1-6-3	C B F F B B X — 3-2 2-H 1B		B X — 1-0 ② G5-3		B C — 1-1 ③ CS 1-2	C C B C — 1-3 ① K		4	0	1	1	0	1	0
José Hernández, R (1, 3) OBP: 0.328, SLG: 0.350	C B B B F X — 3-2 2B 1B	B F X — 1-1 ③ G1-3			C C C — 0-3 ③ K			B X — 1-0 ② F8		4	0	1	0	0	1	1
Jose Castillo, R (1, 4) OBP: 0.325, SLG: 0.427	B B B C F F X — 3-2 1-3 2B			X — 0-0 ① P6		C F B S — 1-3 ① K		F B F S — 1-3 ③ K		4	0	1	0	0	2	0
28 Paul Maholm, L (1, 1) OBP: 0.170, SLG: 0.133	C S S S — 0-3 ③ K			C B F C — 1-3 ② K		B X — 1-0 ② G4-3			C B F S — 1-3 ① K	2	0	0	0	0	2	2
10 Rajai Davis, R (6, PH)										1	0	0	0	0	0	0
16 Salomon Torres, R (6, 1) OBP: 0.250, SLG: 0.250										0	0	0	0	0	0	0
Jeromy Burnitz, L (7, 9) OBP: 0.294, SLG: 0.444										1	0	0	0	0	1	0
Inning Stats	R: 0 E: 0 K: 1 S: 12 — H: 1 LOB: 1 BB: 0 P: 19	R: 0 E: 0 K: 1 S: 16 — H: 2 LOB: 2 BB: 0 P: 24	R: 3 E: 0 K: 0 S: 18 — H: 4 LOB: 1 BB: 0 P: 28	R: 0 E: 0 K: 1 S: 7 — H: 0 LOB: 0 BB: 0 P: 10	R: 3 E: 0 K: 1 S: 16 — H: 2 LOB: 0 BB: 1 P: 26	R: 0 E: 0 K: 1 S: 6 — H: 0 LOB: 0 BB: 0 P: 8	R: 1 E: 0 K: 0 S: 10 — H: 2 LOB: 0 BB: 0 P: 13	R: 0 E: 0 K: 2 S: 7 — H: 0 LOB: 0 BB: 0 P: 10	R: 0 E: 0 K: 1 S: 11 — H: 2 LOB: 1 BB: 0 P: 15	1B: 9 2B: 4 3B: 0 HR: 1	SF: 1 SAC: 0 DP: 1 HBP: 0						

PITCHER		IP	WLS	BF	H	R	ER	SO	BB	IBB	HBP	BLK	WP	HR	S	P	ERA	WHIP
22 Eric Milton, L ERA: 5.28	(1, 1)	4.0		22	9	6	6	3	1	0	0	0	0	1	63	100	13.50	2.500
56 Todd Coffey, R ERA: 3.03	(5, 1)	2.0		6	0	0	0	2	0	0	0	0	0	0	12	15	0.00	0.000
Ryan Franklin, R ERA: 4.48	(7, 1)	1.0	W	4	2	1	1	0	0	0	0	0	0	0	10	13	9.00	2.000
25 David Weathers, R ERA: 4.37	(8, 1)	1.0		3	0	0	0	2	0	0	0	0	0	0	7	10	0.00	0.000
Eddie Guardado, L ERA: 3.89	(9, 1)	0.1		2	1	0	0	1	0	0	0	0	0	0	7	9	0.00	3.000

PITCHER		IP	WLS	BF	H	R	ER	SO	BB	IBB	HBP	BLK	WP	HR	S	P	ERA	WHIP
Rheal Cormier, L ERA: 1.98	(9, 1)	0.2		2	1	0	0	0	0	0	0	0	0	0	4	6	0.00	1.500

Pittsburgh Pirates @ Cincinnati Reds
Great American Ball Park, Cincinnati, OH
Sat Aug 19 2006, 6:10 PM EDT
Att. 34,256 - Partly Cloudy - 90 F

livebaseballscorecards.com

AB	37
R	7
H	13
RBI	7
BB	1
SO	8
LOB	7

BOTTOM

Batter	1	2	3	4	5	6	7	8	9	AB	R	H	RBI	BB	SO	LOB
6 Ryan Freel, R (1, 9) (8, 8) OBP: 0.384, SLG: 0.429	X — 1-0 S 12 2B 1B 1B; X — 0-0 1-2 G5-4-3			X — 0-0 CS 1B			B C X — 1-1 2B E 1B	B B C X — 2-1 ① F8		5	2	3	0	0	0	2
Royce Clayton, R (1, 6) OBP: 0.311, SLG: 0.350	L D B F 1 SAFE 1 SAFE 1 SAFE X — 2-2 1-2 S 12 2B 1B	B B C F B S — 3-3 ① K		B C B F 1 SAFE S — 2-3 ②③ 1-2 K			1 SAFE 1 SAFE F 1 SAFE F X — 0-2 1-H E2 12 2B 2B	X — 0-0 ② L8		5	2	2	0	0	2	1
Ken Griffey Jr., L (1, 8) OBP: 0.310, SLG: 0.489	B C C S — 1-3 ① 1-2 2-3 K	F B B S X — 2-2 12 L6-3 1B			B S B B F S — 3-3 ① K		I I I I — 4-0 12 2B 26 2B IBB	C B X — 1-1 ③ F8		3	1	1	0	1	2	2
25 David Weathers, R (8, 1)										0	0	0	0	0	0	0
Javier Valentin, S (8, PH) OBP: 0.295, SLG: 0.401										1	0	0	0	0	0	0
Eddie Guardado, R (9, 1)										0	0	0	0	0	0	0
Rheal Cormier, L (9, 1)										0	0	0	0	0	0	0
12 Edwin Encarnación, R (1, 5) OBP: 0.383, SLG: 0.555	B C F B B X — 3-2 2-H 3-H 2B	B F X — 1-1 ②③ 1-2 L6-3			B X — 1-0 ② G5-3		C S F B B F X — 2-2 1-3 3-H 26 2B 2B			4	2	2	3	0	0	1
Adam Dunn, L (1, 7) OBP: 0.375, SLG: 0.539	B F B D C B — 4-2 2B BB		B B F S S — 2-3 ① K		C F S — 0-3 ③ K		I I I I — 4-0 26 2B IBB			2	2	0	0	2	2	0
Rich Aurilia, R (1, 3) OBP: 0.331, SLG: 0.513	X — 0-0 1-H 2-H 26 1B 2B		C B X — 1-1 ② G5-3			I S B X — 1-2 ① F8	F F B B X — 2-2 ② F1			4	1	1	2	0	0	3
26 David Ross, R (1, 2) OBP: 0.372, SLG: 0.638	X — 0-0 2-H 4 1B 1B		C B S X — 1-2 HR			C B F B B F S — 3-3 ② K2-3	C B B B S X — 3-2 1-H 2-H 3-H 4 WP 4 HR 2B			4	3	3	5	0	1	0
4 Brandon Phillips, R (1, 4) OBP: 0.339, SLG: 0.441	F F F B B X — 2-2 2-H 22 1B 22 PB 1B		C B B F X — 2-2 ③ G4-3			B S F X — 1-2 ③ 1B	S F B X — 1-2 2-H HR			4	1	3	3	0	0	0
22 Eric Milton, L (1, 1) OBP: 0.239, SLG: 0.341	L B X — 1-1 1-3 6 G5-4-3 1B			C C F S — 0-3 ① K			0-0 G3; C X 0-1 ③ P6			2	0	1	0	0	1	0
56 Todd Coffey, R (5, 1)										0	0	0	0	0	0	0
Ryan Franklin, R (7, 1)										0	0	0	0	0	0	0
Todd Hollandsworth, L (7, PH) OBP: 0.246, SLG: 0.421										2	0	0	0	0	0	0
(8, 9)																
Inning Stats	R: 6 E: 0 K: 1 S: 21 — H: 7 LOB: 1 BB: 1 P: 35	R: 0 E: 0 K: 1 S: 8 — H: 1 LOB: 0 BB: 0 P: 14	R: 1 E: 0 K: 1 S: 11 — H: 1 LOB: 0 BB: 0 P: 17	R: 0 E: 0 K: 2 S: 8 — H: 1 LOB: 0 BB: 0 P: 10	R: 0 E: 0 K: 2 S: 7 — H: 0 LOB: 0 BB: 0 P: 11	R: 0 E: 0 K: 1 S: 11 — H: 1 LOB: 1 BB: 0 P: 16	R: 7 E: 1 K: 0 S: 22 — H: 5 LOB: 0 BB: 2 P: 39	R: 0 E: 0 K: 2 S: 5 — H: 0 LOB: 0 BB: 0 P: 8		1B: 9 2B: 6 3B: 0 HR: 2	SF: 0 SAC: 0 DP: 2 HBP: 0					

PITCHER		IP	WLS	BF	H	R	ER	SO	BB	IBB	HBP	BLK	WP	HR	S	P	ERA	WHIP
28 Paul Maholm, L ERA: 4.86	(1, 1)	5.0		23	10	7	7	7	1	0	0	0	0	1	55	87	12.60	2.200
16 Salomon Torres, R ERA: 4.06	(6, 1)	1.1	L	9	4	5	3	1	0	2	0	0	0	0	22	38	20.25	3.000
55 Matt Capps, R ERA: 3.66	(7, 1)	0.2		4	2	2	0	0	0	0	0	0	1	1	11	17	0.00	3.000
Britt Reames, R ERA: 3.38	(8, 1)	1.0		3	0	0	0	0	0	0	0	0	0	0	5	8	0.00	0.000

PITCHER	IP	WLS	BF	H	R	ER	SO	BB	IBB	HBP	BLK	WP	HR	S	P	ERA	WHIP

Batter	1	2	3	4	5	6	7	8	9	AB	R	H	RBI	BB	SO	LOB
6 Chris Duffy, L (1, 8) OBP: 0.261, SLG: 0.258	E5		B1-3		1B			G6-3		4	0	1	0	0	0	0
2 Jack Wilson, R (1, 6) OBP: 0.315, SLG: 0.388	1B		1B		G4-3			P3		4	0	2	0	0	0	1
12 Freddy Sanchez, R (1, 5) OBP: 0.389, SLG: 0.498	K		P4		K			P3		4	0	0	0	0	2	4
Jason Bay, R (1, 7) OBP: 0.406, SLG: 0.547	K			HR		G6-3			F8	4	1	1	1	0	1	2
Jeromy Burnitz, L (1, 9) OBP: 0.290, SLG: 0.438	K			F9		G3			G4-3	4	0	0	0	0	1	2
Xavier Nady, R (1, 3) OBP: 0.340, SLG: 0.483		P2		1B		G5-3			1B	4	0	2	0	0	0	0
Jose Castillo, R (1, 4) OBP: 0.322, SLG: 0.423		F8	K				G4-3		F9	4	0	0	0	0	1	2
11 Humberto Cota, R (1, 2) OBP: 0.248, SLG: 0.194		L8		K						3	0	0	0	0	2	1
Victor Santos, R (1, 1) OBP: 0.091, SLG: 0.091			K		F9					2	0	0	0	0	1	0
Damaso Marte, L (6, 1)										0	0	0	0	0	0	0
José Bautista, R (7, PH) OBP: 0.348, SLG: 0.444										1	0	0	0	0	1	0
55 Matt Capps, R (7, 1)										0	0	0	0	0	0	0
Michael Gonzalez, R (8, 1)							K			0	0	0	0	0	0	0
Inning Stats	R: 0 E: 1 K: 3 S: 20 H: 1 LOB: 2 BB: 0 P: 27	R: 0 E: 0 K: 0 S: 12 H: 0 LOB: 0 BB: 0 P: 16	R: 0 E: 0 K: 1 S: 9 H: 1 LOB: 1 BB: 0 P: 13	R: 1 E: 0 K: 2 S: 21 H: 2 LOB: 1 BB: 0 P: 28	R: 0 E: 0 K: 1 S: 11 H: 1 LOB: 1 BB: 0 P: 15	R: 0 E: 0 K: 0 S: 5 H: 0 LOB: 0 BB: 0 P: 7	R: 0 E: 0 K: 2 S: 10 H: 0 LOB: 0 BB: 0 P: 13	R: 0 E: 0 K: 0 S: 7 H: 0 LOB: 0 BB: 0 P: 12	R: 0 E: 0 K: 0 S: 9 H: 1 LOB: 1 BB: 0 P: 14	1B: 5 2B: 0 3B: 0 HR: 1 SF: 0 SAC: 0 DP: 0 HBP: 0	WP: 0 PB: 0 SB: 1 CS: 0 PA: 34					

PITCHER		IP	WLS	BF	H	R	ER	SO	BB	IBB	HBP	BLK	WP	HR	S	P	ERA	WHIP
39 Aaron Harang, R ERA: 3.72	(1, 1)	7.0	W	27	5	1	1	9	0	0	0	0	0	1	88	119	1.29	0.714
Scott Schoeneweis, L ERA: 6.18	(8, 1)	1.0		3	0	0	0	0	0	0	0	0	0	0	7	12	0.00	0.000
25 David Weathers, R ERA: 4.3	(9, 1)	1.0		4	1	0	0	0	0	0	0	0	0	0	9	14	0.00	1.000

PITCHER		IP	WLS	BF	H	R	ER	SO	BB	IBB	HBP	BLK	WP	HR	S	P	ERA	WHIP

TOP

Pittsburgh Pirates @ Cincinnati Reds

Great American Ball Park, Cincinnati, OH

Sun Aug 20 2006, 1:15 PM EDT

Att. 29,939 - Partly Cloudy - 77 F

livebaseballscorecards.com

AB	34
R	1
H	6
RBI	1
BB	0
SO	9
LOB	12

Batter	1	2	3	4	5	6	7	8	9	AB	R	H	RBI	BB	SO	LOB
6 Ryan Freel, R (1, 8) OBP: 0.384, SLG: 0.429	F7		HR	2B						5	1	2	0	0	1	2
Scott Hatteberg, L (1, 3) OBP: 0.408, SLG: 0.487	G5-3		HR	2B						5	1	2	3	0	0	2
12 Edwin Encarnación, R (1, 5) OBP: 0.385, SLG: 0.552	1B		HR							3	1	1	0	1	2	2
9 Juan Castro, R (9, 6) OBP: 0.279, SLG: 0.356			BB							0	0	0	0	0	0	0
Adam Dunn, L (1, 7) OBP: 0.376, SLG: 0.544	K		HR	IBB			K			3	1	1	2	1	2	1
Rich Aurilia, R (1, 6) OBP: 0.333, SLG: 0.513 (9, 5)		1B	1B	F9			G6-3			4	0	2	0	0	0	3
Todd Hollandsworth, L (1, 9) OBP: 0.240, SLG: 0.411		K	L7		G3-1		G3-1			4	0	0	0	0	1	2
4 Brandon Phillips, R (1, 4) OBP: 0.341, SLG: 0.444		2B	G5-4-3		1B			K		4	0	2	0	0	1	1
Jason LaRue, R (1, 2) OBP: 0.313, SLG: 0.293		K		HBP	K			BB		2	1	0	0	1	2	3
39 Aaron Harang, R (1, 1) OBP: 0.179, SLG: 0.148		K		B3	K			1B		3	0	0	0	0	2	4
Scott Schoeneweis, L (8, 1)										0	0	0	0	0	0	0
Norris Hopper, R (8, PH) OBP: 1.000, SLG: 1.000										1	0	1	0	0	0	0
25 David Weathers, R (9, 1)										0	0	0	0	0	0	0
Inning Stats	R: 0 E: 0 K: 1 S: 12 H: 1 LOB: 1 BB: 0 P: 15	R: 0 E: 0 K: 3 S: 16 H: 2 LOB: 2 BB: 0 P: 21	R: 4 E: 0 K: 0 S: 11 H: 4 LOB: 0 BB: 1 P: 20	R: 1 E: 0 K: 1 S: 12 H: 2 LOB: 3 BB: 1 P: 27	R: 0 E: 0 K: 2 S: 9 H: 1 LOB: 2 BB: 0 P: 12	R: 0 E: 0 K: 1 S: 9 H: 0 LOB: 0 BB: 0 P: 13	R: 0 E: 0 K: 1 S: 7 H: 0 LOB: 0 BB: 0 P: 13	R: 0 E: 0 K: 2 S: 17 H: 1 LOB: 2 BB: 1 P: 27		1B: 7 2B: 2 3B: 0 HR: 2 SF: 0 SAC: 0 DP: 1 HBP: 1	WP: 0 PB: 0 SB: 1 CS: 0 PA: 38					

PITCHER		IP	WLS	BF	H	R	ER	SO	BB	IBB	HBP	BLK	WP	HR	S	P	ERA	WHIP
Victor Santos, R ERA: 5.65	(1, 1)	5.0	L	27	10	5	5	7	1	1	1	0	0	2	60	95	9.00	2.200
Damaso Marte, L ERA: 4.09	(6, 1)	1.0		3	0	0	0	1	0	0	0	0	0	0	9	13	0.00	0.000
55 Matt Capps, R ERA: 3.6	(7, 1)	1.0		3	0	0	0	1	0	0	0	0	0	0	7	13	0.00	0.000
Michael Gonzalez, L ERA: 2.29	(8, 1)	1.0		5	1	0	0	2	1	0	0	0	0	0	17	27	0.00	2.000

PITCHER		IP	WLS	BF	H	R	ER	SO	BB	IBB	HBP	BLK	WP	HR	S	P	ERA	WHIP

BOTTOM

Pittsburgh Pirates @ Cincinnati Reds

Great American Ball Park, Cincinnati, OH

Sun Aug 20 2006, 1:15 PM EDT

Att. 29,939 - Partly Cloudy - 77 F

livebaseballscorecards.com

AB	34
R	5
H	11
RBI	5
BB	3
SO	11
LOB	20

TOP

Batter	1	2	3	4	5	6	7	8	9	AB	R	H	RBI	BB	SO	LOB
Willy Taveras, R (1, 8) OBP: 0.326, SLG: 0.333	C B B X 2-1 CS 1B		X 0-0 L9-3 1-1 ①②			B F S F F X 1-2 G6-3 ①		B S S X 1-2 F8 ②		4	0	1	0	0	0	1
Craig Biggio, R (1, 4) OBP: 0.321, SLG: 0.438	S B X 1-1 G5-3 1-2 ①②		B B B 4-0 BB			B X 1-0 F7 ②		B F X 1-1 G4-3 ③		3	0	0	0	1	0	1
Mike Lamb, L (1, 3) OBP: 0.355, SLG: 0.483	B C C B B F F F X 3-2 G1-6-3 ③		B C F F X 1-2 P2 ③			B F B X 2-1 1B			B F X 1-1 G3 ①	4	0	1	0	0	0	1
17 Lance Berkman, S (1, 9) OBP: 0.416, SLG: 0.617		C B X 1-1 HR		C S B B B 4-2 G4-3 BB		B X 1-0 F7 ③			F B F B S 2-3 K ②	3	1	1	1	1	1	1
Luke Scott, L (1, 7) OBP: 0.468, SLG: 0.649		F C B F C 1-3 K ①		C B X 1-1 G4-3 1-2f ①②			B C B X 2-1 G4-1 ①		F C C 0-3 K ③	4	0	0	0	0	2	1
Aubrey Huff, L (1, 5) OBP: 0.349, SLG: 0.477 Chad Qualls, R (7, 1)	X 0-0 HR			B B X 2-0 F9 ③			C F B X 1-2 HR			3 0	2 0	2 0	2 0	0 0	0 0	0 0
28 Adam Everett, R (1, 6) OBP: 0.286, SLG: 0.334	B B C X 2-1 P6 ②				B B F F B S 3-3 K ①		F X 0-1 G6-3 ②			3	0	0	0	0	1	0
Brad Ausmus, R (1, 2) OBP: 0.295, SLG: 0.284	C F F X 0-2 G6-3 ③				F S F S 0-3 K ②		C B B S 2-3 K ③			3	0	0	0	0	2	0
Andy Pettitte, L (1, 1) OBP: 0.204, SLG: 0.313 Russ Springer, R (6, 1) Morgan Ensberg, R (7, 5) OBP: 0.390, SLG: 0.473			C B B C X 2-2 L9-3 1B		F X 0-1 G3-1 ③			F C X 0-2 G6-3 ①		2 0 1	0 0 0	1 0 0	0 0 0	0 0 0	0 0 0	0 0 0
Inning Stats	R: 0 E: 0 K: 0 S: 10 H: 1 LOB: 0 BB: 0 P: 16	R: 2 E: 0 K: 1 S: 13 H: 2 LOB: 0 BB: 0 P: 17	R: 0 E: 0 K: 0 S: 8 H: 1 LOB: 1 BB: 1 P: 15	R: 0 E: 0 K: 0 S: 5 H: 0 LOB: 0 BB: 1 P: 12	R: 0 E: 0 K: 2 S: 9 H: 0 LOB: 0 BB: 0 P: 12	R: 0 E: 0 K: 0 S: 9 H: 1 LOB: 1 BB: 0 P: 14	R: 1 E: 0 K: 1 S: 10 H: 1 LOB: 0 BB: 0 P: 15	R: 0 E: 0 K: 0 S: 8 H: 0 LOB: 0 BB: 0 P: 10	R: 0 E: 0 K: 2 S: 8 H: 0 LOB: 0 BB: 0 P: 11	1B: 3 2B: 1 3B: 0 HR: 3	SF: 0 SAC: 0 DP: 2 HBP: 0			WP: 0 PB: 0 SB: 0 CS: 1	PA: 32		

PITCHER		IP	WLS	BF	H	R	ER	SO	BB	IBB	HBP	BLK	WP	HR	S	P	ERA	WHIP
61 Bronson Arroyo, R ERA: 3.44	(1, 1)	6.0		22	5	2	2	3	2	0	0	0	0	2	54	86	3.00	1.167
Rheal Cormier, L ERA: 2.14	(7, 1)	1.0		4	1	1	1	1	0	0	0	0	0	1	10	15	9.00	1.000
Ryan Franklin, R ERA: 4.41	(8, 1)	1.0	W	3	0	0	0	0	0	0	0	0	0	0	8	10	0.00	0.000
Scott Schoeneweis, L ERA: 6.02	(9, 1)	1.0	S	3	0	0	0	2	0	0	0	0	0	0	8	11	0.00	0.000

PITCHER	IP	WLS	BF	H	R	ER	SO	BB	IBB	HBP	BLK	WP	HR	S	P	ERA	WHIP

Houston Astros @ Cincinnati Reds
Great American Ball Park, Cincinnati, OH
Mon Aug 21 2006, 7:10 PM EDT
Att. 24,110 - Partly Cloudy - 84 F

livebaseballscorecards.com

AB	30
R	3
H	6
RBI	3
BB	2
SO	6
LOB	5

BOTTOM

Batter	1	2	3	4	5	6	7	8	9	AB	R	H	RBI	BB	SO	LOB
6 Ryan Freel, R (1, 9) OBP: 0.379, SLG: 0.423	C B B C S 2-3 K ①	C B F F F B F S 2-3 K ③		B B B C X 3-1 F8 ③			C X 0-1 G1-3 ①	B X 1-0 L9 ②		5	0	0	0	0	2	5
Royce Clayton, R (1, 6) OBP: 0.314, SLG: 0.352	F F F B B S 2-3 K ②		B C B C F F B B 4-2 1B 12 BB BB		C B S F X 1-2 G4-6-3 1B		B X 1-0 G4-3 ②	B S X 1-1 1-3 2-H 1B ③		4	0	2	1	1	1	0
Ken Griffey Jr., L (1, 8) OBP: 0.309, SLG: 0.487	B B C X 2-1 12 FC6-4 1B		1 SAFE B C C S 1-3 K ①		X 0-0 G4-6-3 1-2f ①②		C B F S 1-3 K ③			4	0	1	0	0	2	2
12 Edwin Encarnación, R (1, 5) OBP: 0.386, SLG: 0.550	X 0-0 FC6-4 1-2f ③		B 1 SAFE B B F B 4-1 1B 1-2 BB		C B B X 2-1 F7 ③			F B B C F X 2-2 2B HR 1B		3	1	1	0	1	0	1
Adam Dunn, L (1, 7) OBP: 0.375, SLG: 0.544		F B X 1-1 P5 ①	F C B S 1-3 K ②			C B C F B F S 2-3 K ①		B S C D F X 2-2 1-3 HR 2B		4	1	1	0	0	2	2
Rich Aurilia, R (1, 3) OBP: 0.341, SLG: 0.531	X 0-0 4 1B 26 BB 1B		B F F B B X 3-2 1-2 2-3 1B			B F X 1-1 2B		X 0-0 2-H 3-H HR		4	1	4	3	0	0	0
26 David Ross, R (1, 2) OBP: 0.374, SLG: 0.630	B B B C B 4-1 4 1B 1-2 BB	D F B F D S 3-3 K ③				B C F F F D D B 4-2 BB		C S F C 0-3 K ①		2	0	0	0	2	2	3
4 Brandon Phillips, R (1, 4) OBP: 0.342, SLG: 0.444	S C D F B F X 2-2 1-2 2-3 1B			C F B B S 2-3 K ①		S F B F B B X 3-2 F9 ②		X 0-0 1B 1B 1B		4	1	2	0	0	1	2
61 Bronson Arroyo, R (1, 1) OBP: 0.159, SLG: 0.233 Javier Valentin, S (6, PH) OBP: 0.293, SLG: 0.399 Rheal Cormier, L (7, 1) Ryan Franklin, R (8, 1) Todd Hollandsworth, L (8, PH) OBP: 0.244, SLG: 0.414 Scott Schoeneweis, L (9, 1)	C C C B S 1-3 K ②			C C C S 0-3 K2-3 ②		X 0-0 L3 ③		X 0-0 1B 1-2 1B		2 1 0 0 1 0	0 0 0 0 0 0	0 0 0 0 1 0	0 0 0 0 0 0	0 0 0 0 0 0	3 2 0 0 0 0	0 0 0 0 0 0
Inning Stats	R: 0 E: 0 K: 2 S: 10 H: 1 LOB: 1 BB: 1 P: 16	R: 0 E: 0 K: 2 S: 18 H: 2 LOB: 3 BB: 1 P: 28	R: 0 E: 0 K: 3 S: 17 H: 1 LOB: 3 BB: 2 P: 33	R: 0 E: 0 K: 2 S: 8 H: 0 LOB: 0 BB: 0 P: 13	R: 0 E: 0 K: 0 S: 7 H: 1 LOB: 0 BB: 0 P: 10	R: 0 E: 0 K: 1 S: 16 H: 1 LOB: 2 BB: 1 P: 26	R: 0 E: 0 K: 1 S: 6 H: 0 LOB: 0 BB: 0 P: 8	R: 4 E: 0 K: 1 S: 18 H: 6 LOB: 2 BB: 0 P: 24	R: 0 E: 0 K: 2 S: 8 H: 0 LOB: 0 BB: 0 P: 11	1B: 9 2B: 2 3B: 0 HR: 1	SF: 0 SAC: 0 DP: 1 HBP: 0			WP: 0 PB: 0 SB: 0 CS: 0	PA: 38		

PITCHER		IP	WLS	BF	H	R	ER	SO	BB	IBB	HBP	BLK	WP	HR	S	P	ERA	WHIP
Andy Pettitte, L ERA: 4.51	(1, 1)	5.1		25	6	0	0	10	4	0	0	0	0	0	71	118	0.00	1.875
Russ Springer, R ERA: 3.5	(6, 1)	0.2	H	2	0	0	0	0	0	0	0	0	0	0	5	8	0.00	0.000
Chad Qualls, R ERA: 4.44	(7, 1)	2.0	L	11	6	4	4	2	0	0	0	0	0	1	24	32	18.00	3.000

PITCHER	IP	WLS	BF	H	R	ER	SO	BB	IBB	HBP	BLK	WP	HR	S	P	ERA	WHIP

Houston Astros @ Cincinnati Reds
Great American Ball Park, Cincinnati, OH
Mon Aug 21 2006, 7:10 PM EDT
Att. 24,110 - Partly Cloudy - 84 F

livebaseballscorecards.com

AB	34
R	4
H	12
RBI	4
BB	4
SO	12
LOB	20

Houston Astros @ Cincinnati Reds

Great American Ball Park, Cincinnati, OH

Tue Aug 22 2006, 7:10 PM EDT

Att. 22,556 - Clear - 87 F

livebaseballscorecards.com

TOP

Batter	1	2	3	4	5	6	7	8	9	AB	R	H	RBI	BB	SO	LOB
Willy Taveras, R (1, 8) OBP: 0.327, SLG: 0.335	C B C B X 2-2 ① P6		X 0-0 G4-6-3 1B		X 0-0 ② F9			C C X 0-2 BB 1B		4	0	2	0	0	0	0
54 Brad Lidge, R (8, 1)										0	0	0	0	0	0	0
Mike Lamb, L (1, 3) OBP: 0.357, SLG: 0.482	C F X 0-2 1B		B B S B F F X 3-2 ② ③ G4-6-3 1-2f		F B X 1-1 ③ G1-3			S B D B B 4-1 1-2 BB		3	0	1	0	1	0	2
(4, 4)																
17 Lance Berkman, S (1, 9) OBP: 0.417, SLG: 0.615	X 0-0 ② F7			F B B F B B 4-2 1B BB		X 0-0 ① G6-3		X 0-0 ② P5		1	0	0	0	1	0	1
Orlando Palmeiro, L (5, 9) OBP: 0.281, SLG: 0.292										2	0	0	0	0	0	2
Aubrey Huff, L (1, 5) OBP: 0.346, SLG: 0.472	C F B F X 1-2 ③ L4			X 0-0 ① L9		C B X 1-1 ② P4		B F X 1-1 ③ G4-3		4	0	0	0	0	0	4
(6, 3)																
Luke Scott, L (1, 7) OBP: 0.461, SLG: 0.635		X 0-0 ① G4-3		F C B F F B F X 2-2 2 BB 1-3 1B		X 0-0 ③ G4-3			B B F F F S 2-3 ① K	4	0	1	0	0	1	0
Craig Biggio, R (1, 4) OBP: 0.319, SLG: 0.435		C S S S 0-3 ② K		X 0-0 ② F9			S B C S 1-3 ① K		F X 0-1 ② F8	2	0	0	0	0	1	2
J.R. House, R (4, 3)										2	0	0	0	0	1	0
(6, 2)																
2 Chris Burke, R (1, 6) OBP: 0.356, SLG: 0.437	C B B X 2-1 ③ G3-1			B F S B B F B 4-2 FC6-4 1-2 BB			C S X 0-2 ② L7		S B S B F B X 3-2 ③ G6-3	3	0	0	0	1	0	0
Brad Ausmus, R (1, 2) OBP: 0.296, SLG: 0.283			S B B B B 4-1 SH1-4 BB	C C B B X 2-2 ③ FC6-4 1-2f			X 0-0 ③ F8			1	0	0	0	1	0	3
Morgan Ensberg, R (6, 5) OBP: 0.389, SLG: 0.471										1	0	0	0	0	0	0
Jason Hirsh, R (1, 1)			L X 0-1 ① SH1-4 1-2		C S B T 1-2 ① K			B C S F F F S 2-3 ① K		0	0	0	0	0	0	0
Dave Borkowski, R (3, 1)										1	0	0	0	0	1	0
16 Jason Lane, R (8, PH) OBP: 0.330, SLG: 0.397										1	0	0	0	0	1	0
(8, 8)																
Inning Stats	R: 0 E: 0 K: 0 S: 11 H: 1 LOB: 1 BB: 0 P: 14	R: 0 E: 0 K: 1 S: 6 H: 0 LOB: 0 BB: 0 P: 8	R: 0 E: 0 K: 0 S: 8 H: 1 LOB: 1 BB: 1 P: 15	R: 0 E: 0 K: 0 S: 16 H: 1 LOB: 3 BB: 2 P: 28	R: 0 E: 0 K: 1 S: 6 H: 0 LOB: 0 BB: 0 P: 8	R: 0 E: 0 K: 0 S: 4 H: 0 LOB: 0 BB: 0 P: 5	R: 0 E: 0 K: 1 S: 7 H: 0 LOB: 0 BB: 0 P: 8	R: 0 E: 0 K: 1 S: 12 H: 1 LOB: 2 BB: 1 P: 19	R: 0 E: 0 K: 1 S: 9 H: 0 LOB: 0 BB: 0 P: 14	1B: 4 2B: 0 3B: 0 HR: 0 SF: 0 SAC: 1 DP: 1 HBP: 0							

PITCHER		IP	WLS	BF	H	R	ER	SO	BB	IBB	HBP	BLK	WP	HR	S	P	ERA	WHIP
Kyle Lohse, R ERA: 5.44	(1, 1)	8.0	W	31	4	0	0	4	4	0	0	0	0	0	70	105	0.00	1.000
31 Matt Belisle, R ERA: 4.07	(9, 1)	1.0		3	0	0	0	1	0	0	0	0	0	0	9	14	0.00	0.000

PITCHER	IP	WLS	BF	H	R	ER	SO	BB	IBB	HBP	BLK	WP	HR	S	P	ERA	WHIP

AB	29
R	0
H	4
RBI	0
BB	4
SO	5
LOB	14

BOTTOM

Batter	1	2	3	4	5	6	7	8	9	AB	R	H	RBI	BB	SO	LOB
6 Ryan Freel, R (1, 9) OBP: 0.380, SLG: 0.425	F C F F F X 0-2 ① F7	B F B X 2-1 1-3 HR 1B	B S B B C 2-3 ② K	B C C B F S 2-3 ② K			F C F X 0-2 PB 1B 2B			5	2	2	0	0	2	2
(5, 8)																
Scott Hatteberg, L (1, 3) OBP: 0.410, SLG: 0.496	C F B X 1-2 ② G4-3	B C X 1-1 1-H 3-H HR	C B B F B B 4-2 WP 12 1B 1-2 BB	C X 0-1 ③ FC6-4 1-2f			B F B B X 3-1 G4-6-3 2-H 1B			4	2	2	4	1	0	1
Ken Griffey Jr., L (1, 8) OBP: 0.314, SLG: 0.487	S B B B B 4-1 12 BB BB	B B B B 4-0 BB	B C B I 4-1 12 1B HR 1-2 2-3 IBB		B X 1-0 ① G1-3		X 0-0 ② ③ G4-6-3 1-2f			0	1	0	0	3	0	0
Norris Hopper, R (5, 9) OBP: 0.333, SLG: 0.333										2	0	0	0	0	0	1
(7, 7)																
12 Edwin Encarnación, R (1, 5) OBP: 0.387, SLG: 0.546	B B B B 4-0 1-2 BB	C X 0-1 ③ P3	B B F F X 2-2 1-2 2-H 3-H HR 1B		F S B B B X 2-2 ② L8			F C S 0-3 ① K		4	1	1	2	1	1	1
Adam Dunn, L (1, 7) OBP: 0.376, SLG: 0.550	B B C C D F S 3-3 ③ K		B B X 2-0 26 2B 1B 1B 2-1 1-H 2-H HR		F B F S 1-3 ③ K			B S B C F F X 2-2 ② F8		4	2	2	3	0	2	2
Todd Hollandsworth, L (7, 9) OBP: 0.243, SLG: 0.412										1	0	0	0	0	0	0
Rich Aurilia, R (1, 6) OBP: 0.341, SLG: 0.530		B B C F F X 2-2 ① F7	B X 0-1 26 2B 4 1B 1-2 1B C X 0-1 ③ F8			C B S B X 2-2 ① G3-1		B T F X 1-2 ③ P5		3	1	1	0	0	0	0
9 Juan Castro, R (5, 6) OBP: 0.276, SLG: 0.353										2	0	0	0	0	0	0
26 David Ross, R (1, 2) OBP: 0.377, SLG: 0.651	X 0-0 ② G6-3	D S X 1-1 4 1B 1B 1-3 2-H 2B	S X 0-1 HR			B S S B B S 3-3 ② K				4	2	2	2	0	1	0
Jason LaRue, R (9, 2) OBP: 0.313, SLG: 0.293										0	0	0	0	0	0	0
4 Brandon Phillips, R (1, 4) OBP: 0.344, SLG: 0.452	C B B X 2-1 HR	F S X 0-2 1B 2-3 3-H 1B	B F S X 1-2 ① F8			F F B X 1-2 ③ G3-1				4	1	2	2	0	0	0
Kyle Lohse, R (1, 1) OBP: 0.300, SLG: 0.300	C X 0-1 6 1B HR 1B	X 0-0 ① WP BB 12 1B 1-3 3-H 1B	C X 0-1 FC6-4 1B				X 0-0 ① L7			4	2	3	1	0	0	0
31 Matt Belisle, R (9, 1)										0	0	0	0	0	0	0
Inning Stats	R: 1 E: 0 K: 0 S: 8 H: 2 LOB: 0 BB: 0 P: 11	R: 0 E: 0 K: 1 S: 11 H: 0 LOB: 0 BB: 0 P: 14	R: 0 E: 0 K: 1 S: 7 H: 0 LOB: 0 BB: 0 P: 11	R: 1 E: 0 K: 1 S: 13 H: 2 LOB: 1 BB: 0 P: 16	R: 0 E: 0 K: 1 S: 5 H: 0 LOB: 0 BB: 0 P: 5	R: 0 E: 0 K: 1 S: 3 H: 0 LOB: 0 BB: 0 P: 5	R: 1 E: 0 K: 0 S: 8 H: 2 LOB: 0 BB: 0 P: 11	R: 0 E: 0 K: 1 S: 11 H: 0 LOB: 0 BB: 0 P: 14		1B: 9 2B: 2 3B: 0 HR: 4 SF: 0 SAC: 0 DP: 1 HBP: 0						

PITCHER		IP	WLS	BF	H	R	ER	SO	BB	IBB	HBP	BLK	WP	HR	S	P	ERA	WHIP
Jason Hirsh, R ERA: 12.75	(1, 1)	2.2	L	21	9	10	10	2	4	1	0	0	1	2	44	80	33.75	4.875
Dave Borkowski, R ERA: 3.86	(3, 1)	4.1		18	6	4	4	3	0	0	0	0	0	2	44	64	8.31	1.385
54 Brad Lidge, R ERA: 5.53	(8, 1)	1.0		3	0	0	0	1	0	0	0	0	0	0	11	14	0.00	0.000

PITCHER	IP	WLS	BF	H	R	ER	SO	BB	IBB	HBP	BLK	WP	HR	S	P	ERA	WHIP

AB	37
R	14
H	15
RBI	14
BB	5
SO	6
LOB	7

TOP

Batter	1	2	3	4	5	6	7	8	9	AB	R	H	RBI	BB	SO	LOB
Willy Taveras, R (1, 8) OBP: 0.328, SLG: 0.334	C B F F F B X 2-2 G3 ①		B F F X 1-2 P3 ②		C X 0-1 2-3 1B	C B C B B F B 4-2 2 E 2 1B BB BB	B X 1-0 F9 ①			4	1	1	0	1	0	0
2 Chris Burke, R (1, 4) OBP: 0.360, SLG: 0.444	B C X 1-1 2B		B B X 2-0 1B		B 1 SAFE X 1-0 P2 ②	B F B S X 2-2 E7 BB 1-3 2-H 1B	C S B X 1-2 L8 ②			5	1	3	1	0	0	2
17 Lance Berkman, S (1, 7) OBP: 0.415, SLG: 0.609	C X 0-1 L8 ②		C C B 1 SAFE S 1-3 K ③		B 1 SAFE X 1-0 G1-3 ③		I I I I 4-0 BB 1B IBB	B S C F F X 1-2 G1-3 ③		4	1	0	0	1	1	4
Morgan Ensberg, R (1, 5) OBP: 0.392, SLG: 0.468	B C B B B 4-1 FC5-4 BB			B B X 2-0 L7 ①	S B S B B B 4-2 G4-6-3 BB	B F B B C B 4-2 1B 16 1B 1-2 2-3 3-H BB			S C X 0-2 F7 ①	2	1	0	1	3	0	0
J.R. House, R (1, 3) Aubrey Huff, L (7, PH) (7, 3) OBP: 0.349, SLG: 0.473	X 0-0 FC5-4 ③ 1-2f			C X 0-1 G1-3 ②	B X 1-0 G4-6-3 ① ② 1-2f	B F F X 1-2 16 1B 28 2B 1-2 2-H 3-H 1B			H 1-0 PB 28 1B HBP	3	0	0	0	0	0	3
										1	1	1	2	0	0	0
16 Jason Lane, R (1, 9) OBP: 0.334, SLG: 0.396		C B S F B B F B 4-2 28 FC6-4 BB		B F B S B S 3-3 K ③		C B B B B 4-1 BB	S X 0-1 28 2B 1-3 2-H 1B		C D C B B C 3-3 K ②	3	0	1	1	2	2	1
28 Adam Everett, R (1, 6) OBP: 0.290, SLG: 0.347		C 1 SAFE X 0-1 FC6-4 ① G4-6-3 1-2f			C X 0-1 HR	1 SAFE B C X 1-1 F8 ③	B X 1-0 1-3 3-H 2B		X 0-0 PB 1-2 1B	5	1	3	2	0	0	2
Brad Ausmus, R (1, 2) OBP: 0.295, SLG: 0.282	B B B C 1 SAFE 1 SAFE F X 3-2 G4-6-3 ② ③ 1-2f				F B B B C X 3-2 E5 1B 44 SH2-4		0-0 2 1B 44 SH2-4 1B 1-1 G6-3		F B B B C X 2-2 G4-3 ③ 1-2 2-3	5	1	1	0	0	0	5
44 Roy Oswalt, R (1, 1) OBP: 0.200, SLG: 0.245			C X 0-1 G1-3 ①		X 0-0 SH2-4 ① 1-2		0-0 SH2-4 1-2 G4-3			1	0	0	0	0	0	0
Craig Biggio, R (7, PH) OBP: 0.319, SLG: 0.434										1	0	0	0	0	0	2
Russ Springer, R (7, 1)										0	0	0	0	0	0	0
Trever Miller, R (8, 1)										0	0	0	0	0	0	0
Dan Wheeler, R (9, 1)										0	0	0	0	0	0	0
Inning Stats	R: 0 E: 0 K: 0 S: 11 H: 1 LOB: 2 BB: 1 P: 18	R: 0 E: 0 K: 0 S: 9 H: 0 LOB: 0 BB: 1 P: 16	R: 0 E: 0 K: 1 S: 10 H: 1 LOB: 1 BB: 0 P: 14	R: 0 E: 0 K: 1 S: 6 H: 0 LOB: 0 BB: 0 P: 11	R: 1 E: 1 K: 0 S: 10 H: 2 LOB: 2 BB: 0 P: 15	R: 0 E: 0 K: 0 S: 6 H: 0 LOB: 1 BB: 2 P: 16	R: 6 E: 1 K: 0 S: 21 H: 5 LOB: 2 BB: 3 P: 39	R: 0 E: 0 K: 0 S: 9 H: 0 LOB: 0 BB: 0 P: 12	R: 0 E: 0 K: 1 S: 10 H: 1 LOB: 2 BB: 0 P: 16	1B: 7 2B: 2 3B: 0 HR: 1 SF: 0 SAC: 2 DP: 2 HBP: 1						

PITCHER		IP	WLS	BF	H	R	ER	SO	BB	IBB	HBP	BLK	WP	HR	S	P	ERA	WHIP
Chris Michalak, L ERA: 4.76	(1, 1)	6.1		27	5	2	2	2	4	0	0	0	0	1	54	92	2.84	1.421
56 Todd Coffey, R ERA: 3.61	(7, 1)	0.0	L	3	1	0	0	0	1	1	0	0	0	0	6	16	∞	∞
Ryan Franklin, R ERA: 4.41	(7, 1)	0.0		1	0	1	1	0	1	0	0	0	0	0	2	6	∞	∞
Rheal Cormier, L ERA: 2.32	(7, 1)	0.2		5	3	4	4	0	0	0	0	0	0	0	11	15	54.00	4.500
45 Bill Bray, L ERA: 4.02	(8, 1)	1.0		3	0	0	0	0	0	0	0	0	0	0	9	12	0.00	0.000

PITCHER		IP	WLS	BF	H	R	ER	SO	BB	IBB	HBP	BLK	WP	HR	S	P	ERA	WHIP
31 Matt Belisle, R ERA: 3.91	(9, 1)	1.0		5	1	0	0	1	0	0	1	0	0	0	10	16	0.00	1.000

Houston Astros @ Cincinnati Reds
Great American Ball Park, Cincinnati, OH
Wed Aug 23 2006, 12:35 PM EDT
Att. 24,881 - Partly Cloudy - 82 F

livebaseballscorecards.com

AB	34
R	7
H	10
RBI	7
BB	7
SO	3
LOB	19

BOTTOM

Batter	1	2	3	4	5	6	7	8	9	AB	R	H	RBI	BB	SO	LOB
4 Brandon Phillips, R (1, 4) OBP: 0.342, SLG: 0.449	F X 0-1 1B 1B		B B S X 2-1 G6-3 ①		S B B F B X 3-2 G5-3 ②		B F C B F X 2-2 L9 ③		B C F X 1-2 P6 ③	5	1	1	0	0	0	3
Scott Hatteberg, L (1, 3) OBP: 0.408, SLG: 0.493	C B B 1 SAFE B F F 1 SAFE F 3-2 F X 1-H 2B 1B		C S X 0-2 G6-3 ②		C B C B X 2-2 P6 ③			B B C B C X 3-2 G4-3 ①		4	1	1	1	0	0	0
Ken Griffey Jr., L (1, 8) OBP: 0.316, SLG: 0.490	B C B B X 3-1 1-H 2B		S F F B F X 1-2 1B			B X 1-0 F7 ①		B X 1-0 G6-3 ②		4	0	2	1	0	0	0
12 Edwin Encarnación, R (1, 5) OBP: 0.385, SLG: 0.540	B B F C S 2-3 K2-3 ①		F F C 0-3 K ③			C X 0-1 F9 ②		B F F H 2-2 HBP		3	0	0	0	0	2	2
Adam Dunn, L (1, 7) OBP: 0.374, SLG: 0.545	B F X 1-1 P5 ②			B S T F C 1-3 K ①		C X 0-1 G6-3 ③		F S B X 1-2 G1-3 ③		4	0	0	0	0	1	2
Rich Aurilia, R (1, 6) OBP: 0.343, SLG: 0.532	C X 0-1 G5-3 ③			B B X 2-0 1B ①			B F B X 2-1 1B 2B		C X 0-1 F7 ①	4	1	2	0	0	0	1
Todd Hollandsworth, L (1, 9) OBP: 0.249, SLG: 0.420		B C C B B F S 2-3 K ①		C S F S 0-3 K ②			F B F F X 1-2 26 FC1-6 2-H 1B		C B X 1-1 2B	4	0	2	1	0	2	1
26 David Ross, R (1, 2) OBP: 0.374, SLG: 0.640		F B C B B B C 3-3 K ②		X 0-0 F7 ③			B C S X 1-2 FC1-6 FC5-4 1-2f ①		B B B C B 4-1 BB	3	0	0	0	1	1	2
Chris Michalak, L (1, 1) OBP: 0.400, SLG: 0.600		C F B B S 2-3 K ③			B C X 1-1 G5-3 ①		C B X 1-1 FC5-4 ② 1-2f		B C F F S 1-3 K ②	2	0	0	0	0	1	0
56 Todd Coffey, R (7, 1)										0	0	0	0	0	0	0
Ryan Franklin, R (7, 1)										0	0	0	0	0	0	0
Rheal Cormier, L (7, 1)										0	0	0	0	0	0	0
Royce Clayton, R (7, PH) OBP: 0.314, SLG: 0.351										1	0	0	0	0	0	1
45 Bill Bray, L (8, 1)										0	0	0	0	0	0	0
31 Matt Belisle, R (9, 1)										0	0	0	0	0	0	0
Javier Valentin, S (9, PH) OBP: 0.292, SLG: 0.396										1	0	0	0	0	1	2
Inning Stats	R: 2 E: 0 K: 1 S: 17 H: 3 LOB: 1 BB: 0 P: 26	R: 0 E: 0 K: 3 S: 10 H: 0 LOB: 0 BB: 0 P: 17	R: 0 E: 0 K: 1 S: 13 H: 1 LOB: 1 BB: 0 P: 16	R: 0 E: 0 K: 2 S: 10 H: 1 LOB: 1 BB: 0 P: 13	R: 0 E: 0 K: 0 S: 8 H: 0 LOB: 0 BB: 0 P: 14	R: 0 E: 0 K: 0 S: 5 H: 0 LOB: 0 BB: 0 P: 6	R: 1 E: 0 K: 0 S: 15 H: 2 LOB: 1 BB: 0 P: 22	R: 0 E: 0 K: 0 S: 9 H: 0 LOB: 1 BB: 0 P: 16	R: 0 E: 0 K: 1 S: 12 H: 1 LOB: 2 BB: 1 P: 19	1B: 5 2B: 3 3B: 0 HR: 0 SF: 0 SAC: 0 DP: 0 HBP: 1						

PITCHER		IP	WLS	BF	H	R	ER	SO	BB	IBB	HBP	BLK	WP	HR	S	P	ERA	WHIP
44 Roy Oswalt, R ERA: 3.23	(1, 1)	6.0	W	23	5	2	2	7	0	0	0	0	0	0	63	92	3.00	0.833
Russ Springer, R ERA: 3.61	(7, 1)	1.0		5	2	1	1	0	0	0	0	0	0	0	15	22	9.00	2.000
Trever Miller, L ERA: 3.72	(8, 1)	1.0		4	0	0	0	0	0	0	1	0	0	0	9	16	0.00	0.000
Dan Wheeler, R ERA: 2.68	(9, 1)	1.0		5	1	0	0	1	1	0	0	0	0	0	12	19	0.00	2.000

PITCHER		IP	WLS	BF	H	R	ER	SO	BB	IBB	HBP	BLK	WP	HR	S	P	ERA	WHIP

livebaseballscorecards.com

AB	35
R	3
H	8
RBI	3
BB	1
SO	8
LOB	14

WP: 0	PA: 37
PB: 0	
SB: 0	
CS: 0	

TOP

Batter	1	2	3	4	5	6	7	8	9	AB	R	H	RBI	BB	SO	LOB
6 Ryan Freel, R (1, 9) OBP: 0.375, SLG: 0.420	C B B X 2-1 G5-3 ①		B F B C X 2-2 G4-3 ③		C F B B B F X 3-2 G5-3 ③		C S B B C 1-3 K ①		F B B C C 2-3 K ①	5	0	0	0	0	2	2
Scott Hatteberg, L (1, 3) OBP: 0.406, SLG: 0.489	C B X 1-1 G4-3 ②			B C B B F X 3-2 F9 ①		C B B X 2-1 BB 12 1B 1B	B C B C X 2-2 F7 ②		F F B B F S 2-3 K ②	5	1	1	0	0	1	0
Ken Griffey Jr., L (1, 8) OBP: 0.319, SLG: 0.488	C S B S 1-3 K ③			X 0-0 L7 ②		B C F B B B 4-2 PB 12 1B 1-2 BB	B X 1-0 12 2B 1B		B B B B 4-0 BB 12 1B 9 1B	3	3	1	0	2	1	0
12 Edwin Encarnación, R (1, 5) OBP: 0.389, SLG: 0.546 25 David Weathers, R (9, 1)		C X 0-1 F7 ①		S B F F 1-2 CI 1B		B B X 2-0 4 BB PB 1-3 2-H 1B	C B B X 2-1 1-H 2B		B X 1-0 BB 9 1B 1-3 1B	4	1	3	2	0	0	0
										0	0	0	0	0	0	0
Adam Dunn, L (1, 7) OBP: 0.376, SLG: 0.544		F B S B B X 3-2 L9 ②		X 0-0 1-3 1B		C B B B B 4-1 4 BB 1-2 3-H BB	B D F B F S 3-3 K ③		B C C B F 1 SAFE 1 SAFE F 1 SAFE 4-2 F B B 9 1B 1-2 BB	3	0	1	0	2	1	1
Rich Aurilia, R (1, 6) OBP: 0.339, SLG: 0.526 9 Juan Castro, R (8, 6) OBP: 0.279, SLG: 0.356 (9, 5)		C X 0-1 G6-3 ③		C F B X 1-2 F8 ③		X 0-0 F3 ①		C B B X 2-1 F7 ①	B X 1-0 1-2 2-H 3-H 1B	4	0	0	0	0	0	4
										1	0	1	2	0	0	0
4 Brandon Phillips, R (1, 4) OBP: 0.343, SLG: 0.447			B X 1-0 22 SH1-4 1B		S S F B X 1-2 G5-3 ①	C B S B F F B B 4-2 1-2 2-3 BB		B B C C F X 2-2 G4-3 ②	F S B S 1-3 K ③	4	0	1	0	1	1	2
26 David Ross, R (1, 2) OBP: 0.377, SLG: 0.653			C S 1 SAFE B B 1 SAFE X 2-2 P3 ①		B X 1-0 1B	F S B S 1-3 K ②		B B X 2-0 HR		4	1	2	1	0	1	4
22 Eric Milton, L (1, 1) OBP: 0.229, SLG: 0.326 Ryan Franklin, R (7, 1) Todd Hollandsworth, L (8, PH) OBP: 0.247, SLG: 0.417 Rheal Cormier, L (8, 1) 56 Todd Coffey, R (8, 1) Scott Schoeneweis, L (8, 1) Royce Clayton, R (9, 6) OBP: 0.314, SLG: 0.351			1 SAFE L X 0-1 SH1-4 ② 1-2		M L B C 1-3 K ②	B C S S 1-3 K ③		X 0-0 G3 ③		2 0 1 0 0 0 0	0 0 0 0 0 0 0	0 0 0 0 0 0 0	0 0 0 0 0 0 0	0 0 0 0 0 0 0	2 0 0 0 0 0 0	4 0 0 0 0 0 0
Inning Stats	R: 0 E: 0 K: 1 S: 7 H: 0 LOB: 0 BB: 0 P: 11	R: 0 E: 0 K: 0 S: 7 H: 0 LOB: 0 BB: 0 P: 10	R: 0 E: 0 K: 0 S: 9 H: 1 LOB: 1 BB: 0 P: 14	R: 0 E: 1 K: 0 S: 11 H: 1 LOB: 2 BB: 0 P: 16	R: 0 E: 0 K: 1 S: 12 H: 1 LOB: 1 BB: 0 P: 18	R: 2 E: 0 K: 2 S: 17 H: 2 LOB: 3 BB: 3 P: 35	R: 1 E: 0 K: 2 S: 12 H: 2 LOB: 1 BB: 0 P: 21	R: 1 E: 0 K: 0 S: 8 H: 1 LOB: 0 BB: 0 P: 14	R: 2 E: 0 K: 3 S: 17 H: 2 LOB: 2 BB: 2 P: 32	1B: 8 2B: 1 3B: 0 HR: 1	SF: 0 SAC: 1 DP: 0 HBP: 0			WP: 0 PB: 1 SB: 0 CS: 0	PA: 43		

PITCHER	IP	WLS	BF	H	R	ER	SO	BB	IBB	HBP	BLK	WP	HR	S	P	ERA	WHIP
41 Brad Hennessey, R (1, 1) ERA: 3.39	5.0		23	5	2	2	2	2	0	0	0	0	0	52	87	3.60	1.400
32 Kevin Correia, R (6, 1) ERA: 3.62	1.2	B	8	2	1	1	3	1	0	0	0	0	0	20	32	5.40	1.800
Steve Kline, L (7, 1) ERA: 3.53	0.1		1	0	0	0	1	0	0	0	0	0	0	3	6	0.00	0.000
31 Vinnie Chulk, R (8, 1) ERA: 5.02	1.1	L	5	1	1	1	1	0	0	0	0	0	1	11	19	6.75	0.750
Mike Stanton, L (9, 1) ERA: 4.7	0.2		6	2	2	2	2	2	0	0	0	0	0	14	27	27.00	6.000

livebaseballscorecards.com

Cincinnati Reds @ San Francisco Giants
AT&T Park, San Francisco, CA
Thu Aug 24 2006, 7:15 PM PDT
Att. 38,754 - Cloudy - 58 F

AB	36
R	6
H	10
RBI	5
BB	5
SO	9
LOB	17

BOTTOM

Batter	1	2	3	4	5	6	7	8	9	AB	R	H	RBI	BB	SO	LOB
2 Randy Winn, S (1, 9) OBP: 0.326, SLG: 0.403	C X 0-1 HR		C X 0-1 F9 ①		C X 0-1 13 G5-4-3 1B		B B C X 2-1 13 1B 1B		C C C 0-3 K ②	5	1	3	1	0	1	0
13 Omar Vizquel, S (1, 6) OBP: 0.375, SLG: 0.407	C B B X 2-1 P3 ①		C B B X 2-1 1B		C X 0-1 ②③ G5-4-3 1-2f		B B B C C X 3-2 1-3 FC6-4 1B		B C B X 2-1 F8 ③	5	0	2	0	0	0	1
Shea Hillenbrand, R (1, 3) OBP: 0.317, SLG: 0.445	C C S 0-3 K ②		B B X 2-0 P5 ②			B S X 1-1 2B 1B	1 SAFE 1 SAFE B X 1-0 1-2f FC6-4 ③			4	0	1	0	0	1	3
Barry Bonds, L (1, 7) OBP: 0.449, SLG: 0.482 Tomas De La Rosa, R (8, PR) OBP: 1.000, SLG: 1.000 (9, 5)	F B F X 1-2 F8 ③		S X 0-1 G4-3 ③			C B X 1-1 F7 ①		B C B C B B 4-2 G6-4-3 1B BB		3	0	0	0	1	0	2
										0	0	0	0	0	0	0
Ray Durham, S (1, 4) OBP: 0.366, SLG: 0.536		X 0-0 HR 2B		B X 1-0 1B		B X 1-0 F9 ②		1 SAFE X 0-0 G6-4-3 1-2 1B		4	1	3	0	0	0	1
Pedro Feliz, R (1, 5) OBP: 0.292, SLG: 0.459 (9, 7)	S B F B X 2-2 2-H HR			B F B S S 2-3 K ①		X 0-0 1-3 2B		F B X 1-1 ① ② G6-4-3 1-2f 2-3		4	1	2	2	0	1	3
Steve Finley, L (1, 8) OBP: 0.316, SLG: 0.397	B C F B X 2-2 F9 ①			X 0-0 F9 ②		B C F F S 1-3 K ③		C B S B B B 4-2 BB		3	0	0	0	1	1	3
50 Eliezer Alfonzo, R (1, 2) OBP: 0.296, SLG: 0.495	B X 1-0 F7 ②			S F 1 SAFE B F X 1-2 F7 ③			B X 1-0 F7 ①	C F S 0-3 K ③		4	0	0	0	0	1	3
41 Brad Hennessey, R (1, 1) OBP: 0.286, SLG: 0.333 32 Kevin Correia, R (6, 1) OBP: 0.100, SLG: 0.100 Steve Kline, S (7, 1) Todd Linden, S (7, PH) OBP: 0.364, SLG: 0.463 31 Vinnie Chulk, R (8, 1) Mike Stanton, L (9, 1) 9 Mark Sweeney, L (9, PH) OBP: 0.333, SLG: 0.399	C X 0-1 F9 ③				B F X 1-1 G5-3 ①		X 0-0 F7 ②		C F C 0-3 K ①	2 0 0 1 0 0 1	0 0 0 0 0 0 0	0 0 0 0 0 0 0	0 0 0 0 0 0 0	0 0 0 0 0 0 0	0 0 0 0 0 1 0	0 0 0 0 0 0 0
Inning Stats	R: 1 E: 0 K: 1 S: 10 H: 1 LOB: 0 BB: 0 P: 13	R: 2 E: 0 K: 0 S: 10 H: 2 LOB: 0 BB: 0 P: 15	R: 0 E: 0 K: 0 S: 7 H: 1 LOB: 1 BB: 0 P: 11	R: 0 E: 0 K: 1 S: 9 H: 1 LOB: 2 BB: 0 P: 13	R: 0 E: 0 K: 0 S: 6 H: 1 LOB: 0 BB: 0 P: 7	R: 0 E: 0 K: 1 S: 11 H: 2 LOB: 2 BB: 0 P: 15	R: 0 E: 0 K: 0 S: 8 H: 2 LOB: 2 BB: 0 P: 15	R: 0 E: 0 K: 1 S: 10 H: 1 LOB: 2 BB: 2 P: 19	R: 0 E: 0 K: 2 S: 8 H: 0 LOB: 0 BB: 0 P: 10	1B: 7 2B: 2 3B: 0 HR: 2	SF: 0 SAC: 0 DP: 2 HBP: 0			WP: 0 PB: 0 SB: 0 CS: 0	PA: 38		

PITCHER	IP	WLS	BF	H	R	ER	SO	BB	IBB	HBP	BLK	WP	HR	S	P	ERA	WHIP
22 Eric Milton, L (1, 1) ERA: 5.22	6.2		29	10	3	3	3	0	0	0	0	0	2	60	87	4.05	1.500
Ryan Franklin, R (7, 1) ERA: 4.39	0.1	W	1	0	0	0	0	0	0	0	0	0	0	1	2	0.00	0.000
Rheal Cormier, L (8, 1) ERA: 2.32	0.0		1	0	0	0	0	1	0	0	0	0	0	2	6	∞	∞
56 Todd Coffey, R (8, 1) ERA: 3.57	0.2	H	2	1	0	0	0	0	0	0	0	0	0	3	4	0.00	1.500
Scott Schoeneweis, L (8, 1) ERA: 5.98	0.1	H	2	0	0	0	1	1	0	0	0	0	0	5	9	0.00	3.000

PITCHER	IP	WLS	BF	H	R	ER	SO	BB	IBB	HBP	BLK	WP	HR	S	P	ERA	WHIP
25 David Weathers, R (9, 1) ERA: 4.22	1.0	S	3	0	0	0	2	0	0	0	0	0	0	8	10	0.00	0.000

Cincinnati Reds @ San Francisco Giants
AT&T Park, San Francisco, CA
Thu Aug 24 2006, 7:15 PM PDT
Att. 38,754 - Cloudy - 58 F

TOP

Batter	1	2	3	4	5	6	7	8	9	AB	R	H	RBI	BB	SO	LOB
6 Ryan Freel, R (1, 9) OBP: 0.374, SLG: 0.421	0-0 L8		1-1 1-3 2B		1-1 F8			0-2 P4		4	0	1	0	0	0	0
Scott Hatteberg, L (1, 3) OBP: 0.402, SLG: 0.484	2-2 F8		1-0 F9			1-1 G4-3			3-2 G3-1	4	0	0	0	0	0	2
Ken Griffey Jr., L (1, 8) OBP: 0.319, SLG: 0.494	2-2 HR		1-2 G4-3			1-0 G1			1-0 G4-3	4	1	1	1	0	0	2
12 Edwin Encarnación, R (1, 5) OBP: 0.388, SLG: 0.546	0-1 G4-3			1-0 2B		1-0 G5-3			1-1 P4	4	0	1	0	0	0	0
Adam Dunn, L (1, 7) OBP: 0.374, SLG: 0.540		0-3 K		1-3 K			1-1 G5-3			3	0	0	0	0	2	1
Rich Aurilia, R (1, 6) OBP: 0.336, SLG: 0.521		1-1 P6		0-0 L4			1-2 G5-3			3	0	0	0	0	0	1
4 Brandon Phillips, R (1, 4) OBP: 0.340, SLG: 0.444		1-0 L9		2-2 G1-3			1-2 G5-3			3	0	0	0	0	0	1
Jason LaRue, R (1, 2) OBP: 0.310, SLG: 0.289 Todd Hollandsworth, L (8, PH) OBP: 0.246, SLG: 0.415 Ryan Franklin, R (8, 1)			0-1 E5 6 2B	0-0 F9				1-3 K		2 1 0	0 0 0	0 0 0	0 0 0	0 1 0	0 0 0	0 0 0
39 Aaron Harang, R (1, 1) OBP: 0.172, SLG: 0.143 Javier Valentin, S (8, PH) OBP: 0.290, SLG: 0.394 (8, 2)			2-3 K	1-3 K				0-1 F7		2 1	0 0	0 0	0 0	0 0	2 0	1 0
Inning Stats	R: 1 E: 0 K: 0 S: 10 H: 1 LOB: 0 BB: 0 P: 14	R: 0 E: 0 K: 1 S: 6 H: 0 LOB: 0 BB: 0 P: 8	R: 0 E: 1 K: 1 S: 13 H: 1 LOB: 2 BB: 0 P: 18	R: 0 E: 0 K: 1 S: 8 H: 1 LOB: 1 BB: 0 P: 12	R: 0 E: 0 K: 1 S: 6 H: 0 LOB: 0 BB: 0 P: 8	R: 0 E: 0 K: 0 S: 4 H: 0 LOB: 0 BB: 0 P: 7	R: 0 E: 0 K: 0 S: 8 H: 0 LOB: 0 BB: 0 P: 11	R: 0 E: 0 K: 1 S: 9 H: 0 LOB: 0 BB: 0 P: 10	R: 0 E: 0 K: 0 S: 6 H: 0 LOB: 0 BB: 0 P: 11	1B: 0 2B: 2 3B: 0 HR: 1 SF: 0 SAC: 0 DP: 0 HBP: 0						

PITCHER		IP	WLS	BF	H	R	ER	SO	BB	IBB	HBP	BLK	WP	HR	S	P	ERA	WHIP
Matt Morris, R ERA: 4.47	(1, 1)	9.0	W	31	3	1	1	5	0	0	0	0	0	1	70	99	1.00	0.333

PITCHER	IP	WLS	BF	H	R	ER	SO	BB	IBB	HBP	BLK	WP	HR	S	P	ERA	WHIP

Cincinnati Reds @ San Francisco Giants
AT&T Park, San Francisco, CA
Fri Aug 25 2006, 7:15 PM PDT
Att. 37,801 - Partly Cloudy - 65 F

livebaseballscorecards.com

AB	31
R	1
H	3
RBI	1
BB	0
SO	5
LOB	8

BOTTOM

Batter	1	2	3	4	5	6	7	8	9	AB	R	H	RBI	BB	SO	LOB
2 Randy Winn, S (1, 9) OBP: 0.325, SLG: 0.401	2-2 F7	3-1 1-2 1B		1-2 F8			1-1 P3	3-2 F8		5	0	1	0	0	0	2
13 Omar Vizquel, S (1, 6) OBP: 0.376, SLG: 0.408	2-1 S 1B 1B	1-0 G4-3			2-3 K2-3		0-1 S 1B			4	1	2	0	0	1	2
Shea Hillenbrand, R (1, 3) OBP: 0.321, SLG: 0.454	3-1 1B 1-2 1B		0-0 HR		0-0 G3-1		4-1 G5-4-3 1-3 BB			3	1	2	1	1	0	0
Barry Bonds, L (1, 7) OBP: 0.447, SLG: 0.479 Todd Linden, S (9, 7) OBP: 0.364, SLG: 0.463	1-2 1-2 2-H 1B		1-1 G5-3		0-0 F8		0-0 G5-4-3 1-2f	2 3		4 0	0 0	1 0	1 0	0 0	0 0	2 0
Ray Durham, S (1, 4) OBP: 0.362, SLG: 0.531	0-2 P6		1-1 P6			1-2 G5-3		1-2 G4-3		4	0	0	0	0	0	2
Steve Finley, L (1, 8) OBP: 0.317, SLG: 0.396	1-2 P1		1-1 F7			2-2 G5-3 1B		4-1 E S 2B BB		3	1	1	0	1	0	2
Pedro Feliz, R (1, 5) OBP: 0.292, SLG: 0.457		1-2 F7		3-2 SH1 1B		2-2 G5-3 1-2	1 SAFE	1 SAFE 1 SAFE 1-3	2-3 K	4	0	1	0	0	1	2
50 Eliezer Alfonzo, R (1, 2) OBP: 0.305, SLG: 0.495		1-1 2 1B 1B		1-2 F7		4-0 IBB		4-0 2B IBB		2	1	1	0	2	0	1
Matt Morris, R (1, 1) OBP: 0.208, SLG: 0.250		0-0 B2		0-0 SH1 1-2		1-2 G6-3		0-0 1-H 3-H 2B		3	0	1	2	0	0	3
Inning Stats	R: 1 E: 0 K: 0 S: 19 H: 3 LOB: 2 BB: 0 P: 28	R: 0 E: 0 K: 0 S: 9 H: 2 LOB: 2 BB: 0 P: 15	R: 1 E: 0 K: 0 S: 7 H: 1 LOB: 0 BB: 0 P: 10	R: 0 E: 0 K: 0 S: 10 H: 1 LOB: 1 BB: 0 P: 15	R: 0 E: 0 K: 1 S: 6 H: 0 LOB: 0 BB: 0 P: 8	R: 0 E: 0 K: 0 S: 20 H: 1 LOB: 2 BB: 1 P: 30	R: 0 E: 0 K: 0 S: 6 H: 1 LOB: 1 BB: 1 P: 11	R: 2 E: 0 K: 1 S: 12 H: 1 LOB: 1 BB: 2 P: 26	R: 0 E: 0 K: 0 S: 6 H: 0 LOB: 0 BB: 0 P: 11	1B: 8 2B: 1 3B: 0 HR: 1 SF: 0 SAC: 1 DP: 1 HBP: 0						

PITCHER		IP	WLS	BF	H	R	ER	SO	BB	IBB	HBP	BLK	WP	HR	S	P	ERA	WHIP
39 Aaron Harang, R ERA: 3.67	(1, 1)	7.0	L	31	9	2	2	1	1	1	0	0	0	1	77	117	2.57	1.429
Ryan Franklin, R ERA: 4.59	(8, 1)	1.0		6	1	2	2	1	1	1	0	0	0	0	12	26	18.00	2.000

PITCHER	IP	WLS	BF	H	R	ER	SO	BB	IBB	HBP	BLK	WP	HR	S	P	ERA	WHIP

Cincinnati Reds @ San Francisco Giants
AT&T Park, San Francisco, CA
Fri Aug 25 2006, 7:15 PM PDT
Att. 37,801 - Partly Cloudy - 65 F

livebaseballscorecards.com

AB	32
R	4
H	10
RBI	4
BB	4
SO	2
LOB	16

TOP

Batter	1	2	3	4	5	6	7	8	9	AB	R	H	RBI	BB	SO	LOB
6 Ryan Freel, R (1, 9) OBP: 0.372, SLG: 0.416	BBBCB 4-1 12 G1-3 E BB		X 0-0 E5 CS 1B	BCSBBX 3-2 ③ F7			X 0-0 ① G6-3		CBSFBFFX 2-2 ③ G5-3	4	0	0	0	1	0	2
Royce Clayton, R (1, 6) OBP: 0.313, SLG: 0.350	BCX 1-1 FC4 12 G1-3 1-2		CX 0-1 CS 1-2 1B		CFBBFFS 2-3 ① K		CBX 1-1 ② G5-3			4	0	1	0	0	1	1
Ken Griffey Jr., L (1, 8) OBP: 0.318, SLG: 0.491	BCBX 2-1 ① L4		DCBFBX 3-2 ① ② F9 1-2 2-3		BBFBSFX 3-2 ② G3		X 0-0 1B			4	0	1	0	0	0	4
12 Edwin Encarnación, R (1, 5) OBP: 0.389, SLG: 0.544	X 0-0 ② G1-3 1-2 2-3		BBBB 4-0 BB		BFFX 1-2 1B		X 0-0 ③ F9			3	0	1	0	1	0	3
Adam Dunn, L (1, 7) OBP: 0.371, SLG: 0.536	BCBCX 2-2 ③ G3-1		BBFFFBS 3-3 ③ K		BX 1-0 ③ G3			CFX 0-2 ① P5		4	0	0	0	0	1	5
Rich Aurilia, R (1, 3) OBP: 0.335, SLG: 0.518		CCBX 1-2 ① G6-3		X 0-0 61 FC1-5 26 SH5-3 1B		CX 0-1 ① P4		CBX 1-1 ② G6-3		4	0	1	0	0	0	0
26 David Ross, R (1, 2) OBP: 0.376, SLG: 0.665		CFBBX 2-2 ② F9		X 0-0 ① SH5-3 1-2		BBX 2-0 HR		BX 1-0 ③ F7		3	1	1	1	0	0	0
4 Brandon Phillips, R (1, 4) OBP: 0.342, SLG: 0.446		CBBBCX 2-2 2B		BBFBBB 4-1 61 FC1-5 BB		FCBFFX 1-2 ② G4-3			BCX 1-1 ① F8	3	0	1	0	1	0	0
61 Bronson Arroyo, R (1, 1) OBP: 0.152, SLG: 0.222 45 Bill Bray, L (7, 1) 31 Matt Belisle, R (8, 1) Rheal Cormier, L (8, 1) 9 Juan Castro, R (9, PH) OBP: 0.278, SLG: 0.355		BX 1-0 ③ L7		X 0-0 ② FC1-5 1-2 2-3f		CCCS 0-3 ③ K			FBFFC 1-3 ② K	3 0 0 0 1	0 0 0 0 0	0 0 0 0 0	0 0 0 0 0	1 0 0 0 1	3 0 0 0 0	3 0 0 0 0
Inning Stats	R: 0 E: 1 K: 0 S: 9 H: 0 LOB: 2 BB: 1 P: 18	R: 0 E: 0 K: 0 S: 10 H: 1 LOB: 1 BB: 0 P: 16	R: 0 E: 1 K: 1 S: 10 H: 1 LOB: 2 BB: 1 P: 20	R: 0 E: 0 K: 0 S: 7 H: 1 LOB: 2 BB: 1 P: 14	R: 0 E: 0 K: 1 S: 14 H: 1 LOB: 1 BB: 0 P: 21	R: 1 E: 0 K: 1 S: 11 H: 1 LOB: 0 BB: 0 P: 14	R: 0 E: 0 K: 0 S: 5 H: 1 LOB: 1 BB: 0 P: 6	R: 0 E: 0 K: 0 S: 6 H: 0 LOB: 0 BB: 0 P: 8	R: 0 E: 0 K: 1 S: 12 H: 0 LOB: 0 BB: 0 P: 16	1B: 4 2B: 1 3B: 0 HR: 1 SF: 0 SAC: 1 DP: 0 HBP: 0				WP: 0 PB: 0 SB: 0 CS: 2	PA: 37	

PITCHER	IP	WLS	BF	H	R	ER	SO	BB	IBB	HBP	BLK	WP	HR	S	P	ERA	WHIP
51 Noah Lowry, L (1, 1) ERA: 3.75	8.0	W	34	6	1	1	3	3	0	0	0	0	1	72	117	1.12	1.125
Mike Stanton, L (9, 1) ERA: 4.61	1.0	S	3	0	0	0	1	0	0	0	0	0	0	12	16	0.00	0.000

livebaseballscorecards.com

Cincinnati Reds @ San Francisco Giants

AT&T Park, San Francisco, CA

Sat Aug 26 2006, 1:05 PM PDT

Att. 41,362 - Sunny - 73 F

AB	33
R	1
H	6
RBI	1
BB	3
SO	4
LOB	18

BOTTOM

Batter	1	2	3	4	5	6	7	8	9	AB	R	H	RBI	BB	SO	LOB
2 Randy Winn, S (1, 9) OBP: 0.324, SLG: 0.401	CFBX 1-2 ① F9		CFBX 1-2 ② F8		BCFX 1-2 E8 2B	CBX 1-1 ③ F8		BFX 1-1 ③ FC5-4 1-2f		5	1	1	0	0	0	3
13 Omar Vizquel, S (1, 6) OBP: 0.375, SLG: 0.406	CX 0-1 ② P4		CBBX 2-1 ③ F9		BCBLS 2-3 ① K		CSBBFX 2-2 HR 1B			4	1	1	0	0	1	0
Shea Hillenbrand, R (1, 3) OBP: 0.323, SLG: 0.461	CBBFBFFFF 3-3 ③ K			BX 1-0 ① F8	X 0-0 BB 1B		X 0-0 1-H HR			4	1	2	2	0	1	0
Ray Durham, S (1, 4) OBP: 0.364, SLG: 0.529		CBX 1-1 E5 9 F8		CX 0-1 9 FC3-6 1B	BBBB 4-0 9 G3-6-1 1-2 BB		BSSFFFX 1-2 ① G5-3			3	0	1	0	1	0	0
9 Mark Sweeney, L (1, 7) OBP: 0.328, SLG: 0.392 Mike Stanton, L (9, 1)		BCB 1 SAFE 1 SAFE X 2-1 ① F8 1-2		C 1 SAFE BX 1-1 ② ③ FC3-6 BB 1B 1-2f	X 0-0 ② ③ G3-6-1 1-2f		SBCBFFS 2-3 ② K			4 0	1 0	0 0	0 0	1 0	4 0	4 0
Steve Finley, L (1, 8) OBP: 0.319, SLG: 0.396		BBFFFS 2-3 ② K		BBBBB 4-0 1B 1-2 BB	CBBX 2-1 1B 1B		BCBX 2-1 ③ G3			3	0	1	0	1	1	1
Pedro Feliz, R (1, 5) OBP: 0.295, SLG: 0.458		CSBBBBFB 4-2 BB		CBBFX 2-2 1-3 2-H 1B	FBX 1-1 1-2 1B			BBX 2-0 ① F7		3	0	2	1	1	0	0
Todd Greene, R (1, 2) OBP: 0.333, SLG: 0.415		CFS 0-3 ③ K		I I I I 4-0 IBB	CSFBBFBBS 3-3 ① K			FBX 1-1 ② G5-3		3	0	0	0	1	2	4
51 Noah Lowry, R (1, 1) OBP: 0.190, SLG: 0.225 Todd Linden, S (8, PH) OBP: 0.378, SLG: 0.463 (9, 7)		BBX 2-0 ① G6-3		CFBBBX 2-2 ③ P3	LMBS 1-3 ② K			BBBCBCB 4-2 2 FC5-4 BB		3 0	0 0	0 0	0 0	0 1	1 0	5 0
Inning Stats	R: 0 E: 0 K: 1 S: 13 H: 0 LOB: 0 BB: 0 P: 17	R: 0 E: 1 K: 2 S: 13 H: 0 LOB: 2 BB: 1 P: 22	R: 0 E: 0 K: 0 S: 6 H: 0 LOB: 0 BB: 0 P: 11	R: 1 E: 0 K: 0 S: 11 H: 2 LOB: 3 BB: 2 P: 25	R: 1 E: 1 K: 1 S: 8 H: 2 LOB: 1 BB: 1 P: 15	R: 0 E: 0 K: 2 S: 14 H: 2 LOB: 2 BB: 0 P: 22	R: 2 E: 0 K: 1 S: 18 H: 2 LOB: 0 BB: 0 P: 25	R: 0 E: 0 K: 0 S: 7 H: 0 LOB: 1 BB: 1 P: 15		1B: 6 2B: 1 3B: 0 HR: 1 SF: 0 SAC: 0 DP: 1 HBP: 0				WP: 0 PB: 0 SB: 0 CS: 0	PA: 37	

PITCHER	IP	WLS	BF	H	R	ER	SO	BB	IBB	HBP	BLK	WP	HR	S	P	ERA	WHIP
61 Bronson Arroyo, R (1, 1) ERA: 3.52	6.0	L	30	8	4	4	6	3	1	0	0	0	1	70	119	6.00	1.833
45 Bill Bray, L (7, 1) ERA: 3.92	1.0		3	0	0	0	1	0	0	0	0	0	0	13	18	0.00	0.000
31 Matt Belisle, R (8, 1) ERA: 3.81	0.2		3	0	0	0	0	1	0	0	0	0	0	5	12	0.00	1.500
Rheal Cormier, L (8, 1) ERA: 2.3	0.1		1	0	0	0	0	0	0	0	0	0	0	2	3	0.00	0.000

livebaseballscorecards.com

Cincinnati Reds @ San Francisco Giants

AT&T Park, San Francisco, CA

Sat Aug 26 2006, 1:05 PM PDT

Att. 41,362 - Sunny - 73 F

AB	32
R	4
H	8
RBI	3
BB	5
SO	7
LOB	17

Batter	1	2	3	4	5	6	7	8	9	AB	R	H	RBI	BB	SO	LOB
6 Ryan Freel, R (1, 9) OBP: 0.373, SLG: 0.417	B B C S F C 2-3 K ①		C S B X 1-2 1B		B B C C F F B X 3-2 P3 ③			B B B C X 3-1 1B 1B		4	0	2	0	0	1	0
Scott Hatteberg, L (1, 3) OBP: 0.399, SLG: 0.479	B X 1-0 F8 ②		1 SAFE C B X 1-1 P2 ③			B F X 1-1 P5 ①		C X 0-1 P6 ①		4	0	0	0	0	0	2
Ken Griffey Jr., L (1, 8) OBP: 0.320, SLG: 0.494	B C F B S 2-3 K2-3 ③			B B S B X 3-1 2B		F S S 0-3 K ②		B B X 2-0 1-2 1B		4	0	2	0	0	2	0
12 Edwin Encarnación, R (1, 5) OBP: 0.387, SLG: 0.543		B B F X 2-1 F8 ①		F B B S B T 3-2 K ①		F X 0-1 2B		S S B B B X 3-2 F4 ②		4	0	1	0	0	1	3
Adam Dunn, L (1, 7) OBP: 0.370, SLG: 0.532		B B C S B B 4-2 BB		B B X 2-0 P5 ②		S B D B S S 3-3 K ③		X 0-0 P4 ③		3	0	0	0	1	1	4
26 David Ross, R (1, 2) OBP: 0.374, SLG: 0.654		F S T B B B F X 3-2 F7 ②		B B B C F B 4-2 BB			F B B B F C 3-3 K ①		X 0-0 G6-3 ①	3	0	0	0	1	1	1
4 Brandon Phillips, R (1, 4) OBP: 0.341, SLG: 0.444	B S B 1 SAFE S F X 2-2 P6 ③			S B F S 1-3 K ③			C F B B S 2-3 K ②		B F C B F X 2-2 G5-4-3 1B	4	0	1	0	0	2	3
Royce Clayton, R (1, 6) OBP: 0.312, SLG: 0.349			S B F X 1-2 L4 ①		F B X 1-1 L6 ①		C B F F F X 1-2 1B		X 0-0 G5-4-3 ②③ 1-2f	4	0	1	0	0	0	1
Kyle Lohse, R (1, 1) OBP: 0.250, SLG: 0.250			B C X 1-1 G5-3 ②		C S F F S 0-3 K ②		E X 0-1 P6 ③			2	0	0	0	0	1	0
31 Matt Belisle, R (6, 1)										0	0	0	0	0	0	0
Javier Valentin, S (7, PH) OBP: 0.288, SLG: 0.391										1	0	0	0	0	0	1
45 Bill Bray, L (7, 1)										0	0	0	0	0	0	0
56 Todd Coffey, R (8, 1)										0	0	0	0	0	0	0
Inning Stats	R: 0 E: 0 K: 2 S: 8 H: 0 LOB: 0 BB: 0 P: 13	R: 0 E: 0 K: 0 S: 13 H: 0 LOB: 1 BB: 1 P: 24	R: 0 E: 0 K: 0 S: 10 H: 1 LOB: 1 BB: 0 P: 14	R: 0 E: 0 K: 2 S: 11 H: 1 LOB: 2 BB: 1 P: 24	R: 0 E: 0 K: 1 S: 12 H: 0 LOB: 0 BB: 0 P: 16	R: 0 E: 0 K: 2 S: 10 H: 1 LOB: 1 BB: 0 P: 14	R: 0 E: 0 K: 2 S: 13 H: 1 LOB: 1 BB: 0 P: 19	R: 0 E: 0 K: 0 S: 9 H: 2 LOB: 2 BB: 0 P: 17	R: 0 E: 0 K: 0 S: 6 H: 1 LOB: 0 BB: 0 P: 8	1B: 5 2B: 2 3B: 0 HR: 0	SF: 0 SAC: 0 DP: 1 HBP: 0			WP: 0 PB: 0 SB: 0 CS: 0		PA: 35	

PITCHER		IP	WLS	BF	H	R	ER	SO	BB	IBB	HBP	BLK	WP	HR	S	P	ERA	WHIP
18 Matt Cain, R ERA: 4.32	(1, 1)	7.0	W	27	4	0	0	9	2	0	0	0	0	0	77	124	0.00	0.857
Steve Kline, L ERA: 3.5	(8, 1)	0.1		3	2	0	0	0	0	0	0	0	0	0	5	10	0.00	6.000
32 Kevin Correia, R ERA: 3.58	(8, 1)	0.2		2	0	0	0	0	0	0	0	0	0	0	4	7	0.00	0.000
Jamey Wright, R ERA: 5.09	(9, 1)	1.0		3	1	0	0	0	0	0	0	0	0	0	6	8	0.00	1.000

PITCHER		IP	WLS	BF	H	R	ER	SO	BB	IBB	HBP	BLK	WP	HR	S	P	ERA	WHIP

TOP

Cincinnati Reds @ San Francisco Giants
AT&T Park, San Francisco, CA
Sun Aug 27 2006, 1:05 PM PDT
Att. 39,102 - Sunny - 67 F

livebaseballscorecards.com

AB	33
R	0
H	7
RBI	0
BB	2
SO	9
LOB	15

Batter	1	2	3	4	5	6	7	8	9	AB	R	H	RBI	BB	SO	LOB
2 Randy Winn, S (1, 9) OBP: 0.323, SLG: 0.399	C B S X 1-2 L7 ①	C C S 0-3 K ②		S F B F B B F F 3-3 K ②		B C F F F F S 1-3 K ①		T X 0-1 13 BB 2B 1B		5	1	1	0	0	3	2
13 Omar Vizquel, S (1, 6) OBP: 0.377, SLG: 0.406	B C F X 1-2 G3-1 ②	C X 0-1 2-H 3-H 1B		C B C F B B X 3-2 G6-3 ③		B B B C B 4-1 1B 1B BB		B B F B B 4-1 1-2 2B BB		3	2	1	2	2	0	0
Shea Hillenbrand, R (1, 3) OBP: 0.326, SLG: 0.465	C X 0-1 E9 1B 1B	B B B C X 3-1 G6-3 ③			F B X 1-1 G5-3 ①	B X 1-0 1-2 1B 1B		F B X 1-1 1B 1-H 2-H 2B		5	1	3	2	0	0	1
Barry Bonds, L (1, 7) OBP: 0.453, SLG: 0.488	F B D B I 4-1 1B IBB		X 0-0 WP SF7 2B		B B C B X 3-1 1B 2B 1B	S B X 1-1 1-2 2-H 1B		C S B B B B C 3-3 K ①		3	2	3	1	1	0	0
Steve Kline, S (8, 1)										0	0	0	0	0	0	0
32 Kevin Correia, R (8, 1)										0	0	0	0	0	0	0
Moises Alou, R (8, PH) OBP: 0.349, SLG: 0.520										1	0	0	0	0	1	1
Jamey Wright, R (9, 1) OBP: 0.244, SLG: 0.289										0	0	0	0	0	0	0
Ray Durham, S (1, 4) OBP: 0.364, SLG: 0.529	X 0-0 1-3 2-H 1B		B F C F X 1-2 SF7 ① 2-H		B C X 1-1 2B 1-2 1B	B F S 1-3 K ②		B S T F F X 1-2 P6 ②		4	0	2	2	0	1	3
Steve Finley, L (1, 8) OBP: 0.320, SLG: 0.396	C B X 1-1 F7 ③	X 0-0 50 FC5-4 1B			F B B F X 2-2 F4 ②	C X 0-1 G4-3 ③		C X 0-1 2-3 1B		5	0	2	0	0	0	6
Pedro Feliz, R (1, 5) OBP: 0.296, SLG: 0.462		X 0-0 50 1B 13 1B 2B	D C S F B X 2-2 F8 ②		B B X 2-0 1-3 2-H 2B		X 0-0 P6 ①	X 0-0 F7 ③		5	1	2	1	0	0	3
50 Eliezer Alfonzo, R (1, 2) OBP: 0.308, SLG: 0.493		C X 0-1 18 SH1-4 13 1B 2-3 1B	C X 0-1 FC5-4 ③ 1-2f		I I I I 4-0 IBB		C F X 0-2 G6-3 ②			3	1	1	0	1	0	1
18 Matt Cain, R (1, 1) OBP: 0.159, SLG: 0.205	B L X 1-1 SH1-4 ① 1-2			C B C X 1-2 G6-3 ①	C B F T 1-2 K ③		S B S C 1-3 K ③			2	0	0	0	0	1	3
Todd Linden, S (7, PH) OBP: 0.370, SLG: 0.452 (8, 7)										1	0	0	0	0	1	0
Inning Stats	R: 1 E: 1 K: 0 S: 12 H: 2 LOB: 2 BB: 1 P: 19	R: 2 E: 0 K: 1 S: 12 H: 3 LOB: 1 BB: 0 P: 16	R: 1 E: 0 K: 0 S: 12 H: 2 LOB: 1 BB: 0 P: 15	R: 0 E: 0 K: 1 S: 14 H: 0 LOB: 0 BB: 0 P: 21	R: 1 E: 0 K: 1 S: 13 H: 3 LOB: 3 BB: 1 P: 27	R: 1 E: 0 K: 2 S: 15 H: 2 LOB: 2 BB: 1 P: 23	R: 0 E: 0 K: 1 S: 7 H: 0 LOB: 0 BB: 0 P: 8	R: 2 E: 0 K: 1 S: 16 H: 3 LOB: 2 BB: 1 P: 25		1B: 11 2B: 4 3B: 0 HR: 0	SF: 1 SAC: 1 DP: 0 HBP: 0			WP: 1 PB: 0 SB: 0 CS: 0		PA: 43	

PITCHER		IP	WLS	BF	H	R	ER	SO	BB	IBB	HBP	BLK	WP	HR	S	P	ERA	WHIP
Kyle Lohse, R ERA: 5.63	(1, 1)	5.0	L	27	10	5	5	3	0	2	0	0	1	0	63	98	9.00	2.000
31 Matt Belisle, R ERA: 4.0	(6, 1)	1.0		6	2	1	1	2	1	0	0	0	0	0	15	23	9.00	3.000
45 Bill Bray, L ERA: 4.19	(7, 1)	1.2		9	3	2	2	2	1	0	0	0	0	0	22	32	10.80	2.400
56 Todd Coffey, R ERA: 3.55	(8, 1)	0.1		1	0	0	0	0	0	0	0	0	0	0	1	1	0.00	0.000

PITCHER		IP	WLS	BF	H	R	ER	SO	BB	IBB	HBP	BLK	WP	HR	S	P	ERA	WHIP

BOTTOM

Cincinnati Reds @ San Francisco Giants
AT&T Park, San Francisco, CA
Sun Aug 27 2006, 1:05 PM PDT
Att. 39,102 - Sunny - 67 F

livebaseballscorecards.com

AB	37
R	8
H	15
RBI	8
BB	4
SO	7
LOB	20

TOP

Batter	1	2	3	4	5	6	7	8	9	AB	R	H	RBI	BB	SO	LOB
6 Ryan Freel, R (1, 9) OBP: 0.376, SLG: 0.419	BBCFBB 4-2 12 E S BB		BBBCFB 4-2 BB 1-2 BB		CFX 0-2 G4-3 2B		CBSBBFX 3-2 F7 ②	CCBX 1-2 FC5-4 S ② 1-2f 2-3		3	0	1	0	2	0	2
Scott Hatteberg, L (1, 3) OBP: 0.396, SLG: 0.474 25 David Weathers, R (8, 1)	BX 1-0 F8 ① 1-2		DBBB 4-0 12 G6-3 1-2 2-3 BB		CCX 0-2 G4-3 ② 2-3		FX 0-1 L5 ③	CBDSDFS 3-3 K2-3 ③ 1-2		4 0	0 0	0 0	0 0	1 0	1 0	4 0
12 Edwin Encarnación, R (1, 5) OBP: 0.385, SLG: 0.537	B 2 SAFE FSS 1-3 K ② 2-3		CCBX 1-2 G6-3 ②③ 1-2f		BCFFBX 2-2 P4 ③			CBTBBX 3-2 2B 1B 1B	X 0-0 F8 ①	5	1	1	0	0	1	5
Ken Griffey Jr., L (1, 8) OBP: 0.323, SLG: 0.499	CCFFX 0-2 P5 ③			BSSFX 1-2 1B FC4-6 2B	CBCSS 1-3 K ①			BDSSX 2-1 1B 1-3 2B	CBBBB 4-1 1B BB	4	2	2	0	1	1	1
Rich Aurilia, R (1, 6) OBP: 0.333, SLG: 0.513		SBBBFBFX 3-2 G6-3 ①		CFDX 1-2 FC4-6 2-3 1B	BX 1-0 G5-3 ②			X 0-0 F9 ①	FFBS 1-3 K ②	5	0	1	0	0	1	3
Todd Hollandsworth, L (1, 7) OBP: 0.261, SLG: 0.419		BBBBCB 4-1 4 G1-6-3 BB		SFX 0-2 FC4-6 ① 4 1B 26 CS 1-2f 3-H	CSBBBBB 4-2 4 1B BB			FBFFBX 2-2 4 HR 2-H 3-H 1B	BBCX 2-1 1-2 1B	3	1	2	3	2	0	1
4 Brandon Phillips, R (1, 4) OBP: 0.344, SLG: 0.452		BFBFX 2-2 G1-6-3 ②③ 1-2f		FBSX 1-2 1-3 1B	SSX 0-2 1-2 1B			CBFX 1-2 1-H HR	CCC 0-3 K ③	5	1	3	2	0	1	3
26 David Ross, R (1, 2) OBP: 0.372, SLG: 0.643		FFBBBFX 2-2 G6-3 ①	BC1SFFBBBS SAFE 3-3 K ②③ 3-H		CCX 0-2 G4-3 ③			BBBFBB 4-1 6 FC5-4 BB BB		3	0	0	0	1	1	4
Chris Michalak, L (1, 1) OBP: 0.500, SLG: 0.600 Jason LaRue, R (5, PH) OBP: 0.308, SLG: 0.287 Ryan Franklin, R (5, 1) Royce Clayton, R (7, PH) OBP: 0.312, SLG: 0.348 56 Todd Coffey, R (7, 1) Adam Dunn, L (8, PH) OBP: 0.371, SLG: 0.532 Scott Schoeneweis, L (8, 1) Javier Valentin, S (8, 3) OBP: 0.288, SLG: 0.391		BBBBCCFB 4-2 BB 6 BB BB		FBTFBBC 3-3 K ①	BCBX 2-1 G5-3 ①		CBCFFBFBB 4-2 6 FC5-4 1-2 BB		0 0 0 0 1 0 0 1 0 0 0 0 1 0 0 0 0 0 0 0 0 1 0 0 0 0 0 0 0 0 0 0 0 0 0 0 0 0 0 1 0 0 0 0 0 0 0 0 0 0 0 0 0 0 0 0						
Inning Stats	R: 0 E: 1 K: 1 S: 11 H: 0 LOB: 1 BB: 1 P: 17	R: 0 E: 0 K: 0 S: 8 H: 0 LOB: 0 BB: 1 P: 17	R: 0 E: 0 K: 0 S: 12 H: 0 LOB: 2 BB: 3 P: 27	R: 1 E: 0 K: 1 S: 18 H: 3 LOB: 2 BB: 0 P: 24	R: 0 E: 0 K: 1 S: 14 H: 1 LOB: 1 BB: 0 P: 19	R: 0 E: 0 K: 1 S: 12 H: 1 LOB: 2 BB: 1 P: 18	R: 0 E: 0 K: 0 S: 8 H: 0 LOB: 0 BB: 0 P: 13	R: 4 E: 0 K: 1 S: 26 H: 4 LOB: 2 BB: 2 P: 46	R: 0 E: 0 K: 2 S: 10 H: 1 LOB: 2 BB: 1 P: 17	1B: 6 2B: 4 3B: 0 HR: 1		SF: 0 SAC: 0 DP: 3 HBP: 0		WP: 0 PB: 0 SB: 2 CS: 1	PA: 43	

PITCHER		IP	WLS	BF	H	R	ER	SO	BB	IBB	HBP	BLK	WP	HR	S	P	ERA	WHIP
31 Brad Penny, R ERA: 3.88	(1, 1)	5.0	W	21	4	1	1	3	5	0	0	0	0	0	63	104	1.80	1.800
Joe Beimel, L	(6, 1)	1.0	H	5	1	0	0	1	1	0	0	0	0	0	12	18	0.00	2.000
Elmer Dessens, R ERA: 4.42	(7, 1)	1.1	H	7	3	3	3	0	0	0	0	0	0	0	18	30	20.25	2.250
Brett Tomko, R ERA: 4.74	(8, 1)	0.0		3	1	1	1	0	2	0	0	0	0	1	9	18	∞	∞
51 Jonathan Broxton, R ERA: 2.69	(8, 1)	1.2	S	7	1	0	0	3	1	0	0	0	0	0	17	28	0.00	1.200

BOTTOM

Batter	1	2	3	4	5	6	7	8	9	AB	R	H	RBI	BB	SO	LOB
15 Rafael Furcal, S (1, 6) OBP: 0.355, SLG: 0.395	CCBBBX 2-2 F8 ①		BBBCCB 4-1 BB	DX 1-0 L3 ③		CBCBFBB 4-2 1-2 2-3 BB		CSFFBX 1-2 G6-3 ①		3	0	0	0	2	0	2
Kenny Lofton, L (1, 8) OBP: 0.366, SLG: 0.405	CX 0-1 G6-3 ②		CX 0-1 F7 ②		BX 1-0 G4-3 ①	SBFBX 2-2 L6 ③		CBX 1-1 G3 ②		5	0	0	0	0	0	4
Julio Lugo, R (1, 5) OBP: 0.366, SLG: 0.461	CBFBFBFFX 3-2 G5-3 ③		X 0-0 G6-3 ③		BBBBB 4-0 5 E 5 S BB		BFBX 2-1 F9 ①	BX 1-0 5 CS 1B		4	0	1	0	1	0	1
5 Nomar Garciaparra, R (1, 3) OBP: 0.392, SLG: 0.515		CX 0-1 F8 ①		X 0-0 12 2B 2B	BBBCCFB 4-2 12 G6-4-3 1-3 BB		BCFX 1-2 G6-3 ②	SBFB 2-2 CS ③ 1-2		3	1	1	0	1	0	0
12 Jeff Kent, R (1, 4) OBP: 0.360, SLG: 0.464		BX 1-0 16 CS 1B		BTBX 2-1 16 1B 2-H 2B	X 0-0 G6-4-3 ②③ 1-2f		CBSBBFB 4-2 55 BB 16 1B 17 1B BB			3	2	2	1	1	0	2
16 Andre Ethier, L (1, 7) OBP: 0.379, SLG: 0.538		C 1 SAFE BBBCB 1 SAFE 1 SAFE X 3-2 55 HR ② 1-2 1B		X 0-0 31 SH2-4 17 1B 2-H 1B	X 0-0 G4-3 ①		CSX 0-2 55 BB 17 1B 1-2 1B			4	2	3	1	0	0	0
55 Russell Martin, R (1, 2) OBP: 0.360, SLG: 0.448		BB 1 SAFE X 2-0 1-H HR		B 1 SAFE BCFFB 1 SAFE 1 SAFE X 3-2 P4 ①	FCFX 0-2 17 PB 17 1B 1B		BSCBBB 4-2 17 1B 1-2 2-3 BB			3	1	2	2	1	0	1
17 Jason Repko, R (1, 9) OBP: 0.360, SLG: 0.418		BBBX 3-0 L5 ③		CX 0-1 31 SH2-4 1-2 1B	CBBBBX 3-1 15 WP ② 1-H 1B		BBX 2-0 1-3 2-H 3-H 1B			4	0	3	2	0	0	0
31 Brad Penny, R OBP: 0.218, SLG: 0.273 Joe Beimel, L (6, 1) J.D. Drew, L (6, PH) OBP: 0.376, SLG: 0.462 Elmer Dessens, R (7, 1) Brett Tomko, R OBP: 0.154, SLG: 0.120 51 Jonathan Broxton, R (8, 1)		X 0-0 G3 ①	X 0-0 SH2-4 ② 1-2 2-3		4-0 15 WP IBB	BCCCX 1-2 G4-3 ③			1 0 0 0 0 0 0 0 0 0 0 0 0 0 0 0 0 0 1 0 0 1 0 0 0 0 0 2 0 0 0 0 0 0 0 0 0 0 0 0 0 0						
Inning Stats	R: 0 E: 0 K: 0 S: 11 H: 0 LOB: 0 BB: 0 P: 16	R: 2 E: 0 K: 0 S: 8 H: 3 LOB: 0 BB: 0 P: 17	R: 0 E: 0 K: 0 S: 5 H: 0 LOB: 1 BB: 1 P: 9	R: 2 E: 0 K: 0 S: 12 H: 4 LOB: 2 BB: 0 P: 18	R: 0 E: 0 K: 0 S: 6 H: 0 LOB: 1 BB: 2 P: 15	R: 0 E: 0 K: 0 S: 13 H: 2 LOB: 3 BB: 2 P: 26	R: 2 E: 0 K: 0 S: 17 H: 2 LOB: 2 BB: 2 P: 31	R: 0 E: 0 K: 0 S: 10 H: 1 LOB: 0 BB: 0 P: 15		1B: 9 2B: 2 3B: 0 HR: 1		SF: 0 SAC: 1 DP: 1 HBP: 0		WP: 1 PB: 1 SB: 1 CS: 2	PA: 40	

PITCHER		IP	WLS	BF	H	R	ER	SO	BB	IBB	HBP	BLK	WP	HR	S	P	ERA	WHIP
Chris Michalak, L ERA: 5.57	(1, 1)	4.0	L	19	7	4	4	0	1	0	0	0	0	1	36	60	9.00	2.000
Ryan Franklin, R ERA: 4.46	(5, 1)	2.0		10	2	0	0	0	3	1	0	0	1	0	19	41	0.00	2.500
56 Todd Coffey, R ERA: 3.78	(7, 1)	1.0		7	2	2	2	0	2	0	0	0	0	0	17	31	18.00	4.000
Scott Schoeneweis, L ERA: 5.88	(8, 1)	0.2		3	1	0	0	0	0	0	0	0	0	0	8	11	0.00	1.500
25 David Weathers, R ERA: 4.2	(8, 1)	0.1		0	0	0	0	0	0	0	0	0	0	0	2	4	0.00	0.000

Cincinnati Reds @ Los Angeles Dodgers
Dodger Stadium, Los Angeles, CA
Mon Aug 28 2006, 7:10 PM PDT
Att. 44,176 - Clear - 81 F

livebaseballscorecards.com

AB	34
R	5
H	10
RBI	5
BB	9
SO	7
LOB	23

Batter	1	2	3	4	5	6	7	8	9	10	11	12	13	14	15	16	AB	R	H	RBI	BB	SO	LOB
6 Ryan Freel, R (1, 9) OBP: 0.371, SLG: 0.413	2-1 G4-3				0-2 12 FC6-2 1B G3-1 1B 1-2	1-1 G6-3			2-2 F9		2-0 G6-3 1-2		3-2 G6-3			1-1 G3	8	1	1	0	0	0	3
Adam Dunn, L (1, 7) OBP: 0.371, SLG: 0.636 Scott Schoeneweis, L (11, 1) Javier Valentin, S (12, 2) OBP: 0.287, SLG: 0.389 45 Bill Bray, L (14, 1) Todd Hollandsworth, L (16, PH) OBP: 0.226, SLG: 0.417 Ryan Franklin, R (16, 1)	0-1 1B	2-0	0-1 G5-3		0-0 G4-3 G3-1 12 FC6-2 1B 1-2 2-3		2-2 G4-3		0-1 2B		3-2 P4			1-0 G4-3		0-0 G5-3	6	0	4	0	0	0	1
																	0	0	0	0	0	0	0
																	1	0	0	0	0	0	0
																	0	0	0	0	0	0	0
																	1	0	0	0	0	0	0
																	0	0	0	0	0	0	0
12 Edwin Encarnación, R (1, 5) OBP: 0.377, SLG: 0.525	3-3 K		1-3 K		1-2 FC6-2 G3-1 1-2 2-3 3-Hf		0-1 G1-3		0-2 F8			2-1 F7		0-3 K			7	0	0	0	0	3	6
Ken Griffey Jr, L (1, 8) OBP: 0.320, SLG: 0.493	1-2 G6-3			2-2 HR 1B	0-0 G3-1 1-2 2-3 3-H		2-3 K			1-3 K		1-2 L8		0-0 G4-3			7	1	1	1	0	2	3
Rich Aurilia, R (1, 3) OBP: 0.340, SLG: 0.523		0-2 L4		1-H HR	2-1 G5-3			4-2 G5-3 4 1B BB		1-3 K		0-2 26 WP 1B			0-1 1B		5	1	3	2	2	0	2
26 David Ross, R (1, 2) OBP: 0.371, SLG: 0.639 56 Todd Coffey, R (12, 1) Jason LaRue, R (14, 2) OBP: 0.307, SLG: 0.286		2-2 P2		0-0 B2		2-1 4 1B 2B		0-0 P5		4-2 26 1B BB		2-2 P2 1-2			0-0 B5		6	1	2	0	0	0	2
																	0	0	0	0	0	0	0
																	1	0	0	0	0	0	1
4 Brandon Phillips, R (1, 4) OBP: 0.347, SLG: 0.461	2-2 HR			2-2 F8-3 1B		2-2 S 2-H 1B		2-0 1-2 1B		4 1-3 G5-4-3 1-2f 1B			3-2 G4-3		2-0 F9		7	1	4	2	0	0	3
Royce Clayton, R (1, 6) OBP: 0.309, SLG: 0.345 25 David Weathers, R (8, 1) 27 Chris Denorfia, R (11, PH) OBP: 0.309, SLG: 0.250 (11, 7)	1-0 G6-3		1 SAFE 1 SAFE 1 SAFE 3-1 F8-3 1-1			1-3 K 1-2		0-2 G5-3 2-3f			3-2 G6-3		2-1 G4-3		1-3 K		4	0	0	0	0	1	4
																	0	0	0	0	0	0	0
																	3	0	0	0	0	1	1
22 Eric Milton, L (1, 1) OBP: 0.240, SLG: 0.333 Scott Hatteberg, L (6, PH) OBP: 0.396, SLG: 0.473 31 Matt Belisle, R (6, 1) Rheal Cormier, L (7, 1) 9 Juan Castro, R (8, 6) OBP: 0.278, SLG: 0.353	1-3 K	0-3 K		1-3 K	1-0 1B 6 1B 12 FC6-2 1B	0-1 F7			0-3 K		0-0 6 PB 1B		1-1 E5			1-0 G5-3	2	0	1	0	0	1	0
																	1	0	0	0	0	0	1
																	0	0	0	0	0	0	0
																	0	0	0	0	0	0	0
																	4	0	1	0	0	1	0
Inning Stats	R: 0 E: 0 K: 1 S: 10 H: 1 LOB: 1 BB: 0 P: 16	R: 1 E: 0 K: 0 S: 12 H: 1 LOB: 0 BB: 0 P: 17	R: 0 E: 0 K: 2 S: 11 H: 1 LOB: 1 BB: 0 P: 15	R: 2 E: 0 K: 0 S: 15 H: 3 LOB: 0 BB: 0 P: 22	R: 1 E: 0 K: 0 S: 12 H: 3 LOB: 2 BB: 0 P: 16	R: 1 E: 0 K: 1 S: 13 H: 2 LOB: 1 BB: 0 P: 18	R: 0 E: 0 K: 1 S: 8 H: 0 LOB: 0 BB: 0 P: 12	R: 0 E: 0 K: 0 S: 8 H: 1 LOB: 1 BB: 1 P: 14	R: 0 E: 0 K: 1 S: 12 H: 1 LOB: 1 BB: 0 P: 14	R: 0 E: 0 K: 1 S: 13 H: 1 LOB: 1 BB: 1 P: 20	R: 0 E: 0 K: 0 S: 10 H: 1 LOB: 1 BB: 0 P: 18	R: 0 E: 0 K: 0 S: 9 H: 1 LOB: 1 BB: 0 P: 15	R: 0 E: 1 K: 0 S: 10 H: 0 LOB: 0 BB: 0 P: 19	R: 0 E: 0 K: 1 S: 5 H: 0 LOB: 0 BB: 0 P: 6	R: 0 E: 0 K: 1 S: 7 H: 1 LOB: 1 BB: 0 P: 10	R: 0 E: 0 K: 0 S: 4 H: 0 LOB: 0 BB: 0 P: 6	1B: 13 2B: 3 3B: 0 HR: 2	SF: 0 SAC: 0 DP: 3 HBP: 0						

TOP

Cincinnati Reds @ Los Angeles Dodgers
Dodger Stadium, Los Angeles, CA
Tue Aug 29 2006, 7:10 PM PDT
Att. 44,697 - Clear - 79 F

livebaseballscorecards.com

AB	63
R	5
H	17
RBI	5
BB	2
SO	9
LOB	27

PITCHER		IP	WLS	BF	H	R	ER	SO	BB	IBB	HBP	BLK	WP	HR	S	P	ERA	WHIP
Mark Hendrickson, L (1, 1) ERA: 4.32		4.0		20	9	4	4	3	0	0	0	0	0	2	53	76	9.00	2.250
Aaron Sele, R (5, 1) ERA: 4.11		2.0		8	2	1	1	1	0	0	0	0	0	0	20	28	4.50	1.000
47 Tim Hamulack, L (7, 1) ERA: 5.9		2.0		7	1	0	0	1	1	0	0	0	0	0	16	26	0.00	1.000
44 Takashi Saito, R (9, 1) ERA: 2.08		2.0		8	2	0	0	2	1	0	0	0	0	0	25	34	0.00	1.500
Joe Beimel, L (11, 1) ERA: 3.36		1.0		4	1	0	0	0	0	0	0	0	0	0	10	18	0.00	1.000

PITCHER		IP	WLS	BF	H	R	ER	SO	BB	IBB	HBP	BLK	WP	HR	S	P	ERA	WHIP
Elmer Dessens, R (12, 1) ERA: 4.3		2.0		8	1	0	0	0	0	0	0	0	1	0	21	35	0.00	0.500
Derek Lowe, R (14, 1) ERA: 3.75		3.0	W	10	1	0	0	2	0	0	0	0	0	0	16	22	0.00	0.333

BOTTOM

Cincinnati Reds @ Los Angeles Dodgers
Dodger Stadium, Los Angeles, CA
Tue Aug 29 2006, 7:10 PM PDT
Att. 44,697 - Clear - 79 F

livebaseballscorecards.com

AB	55
R	6
H	13
RBI	6
BB	6
SO	10
LOB	27

PITCHER		IP	WLS	BF	H	R	ER	SO	BB	IBB	HBP	BLK	WP	HR	S	P	ERA	WHIP
22 Eric Milton, L (1, 1) ERA: 5.16		5.0		24	6	4	2	2	2	0	0	0	1	0	52	85	3.60	1.600
31 Matt Belisle, R (6, 1) ERA: 4.18		1.0	B	6	4	1	1	0	0	0	0	0	0	0	9	14	9.00	4.000
Rheal Cormier, L (7, 1) ERA: 2.23		1.1		5	1	0	0	2	0	0	0	0	0	0	12	18	0.00	0.750
25 David Weathers, R (8, 1) ERA: 4.02		2.2		9	0	0	0	2	1	0	0	0	0	0	19	36	0.00	0.375
Scott Schoeneweis, L (11, 1) ERA: 5.7		1.1		7	1	0	0	0	2	0	0	0	0	0	16	30	0.00	2.250

PITCHER		IP	WLS	BF	H	R	ER	SO	BB	IBB	HBP	BLK	WP	HR	S	P	ERA	WHIP
56 Todd Coffey, R (12, 1) ERA: 3.68		1.2		5	0	0	0	2	0	0	0	0	0	0	17	27	0.00	0.500
45 Bill Bray, L (14, 1) ERA: 4.0		2.0		6	0	0	0	2	1	0	0	0	0	0	17	27	0.00	0.500
Ryan Franklin, R (16, 1) ERA: 4.59		0.0	L	1	1	1	1	0	0	0	0	0	0	1	1	1	∞	∞

TOP

Cincinnati Reds @ Los Angeles Dodgers

Dodger Stadium, Los Angeles, CA

Wed Aug 30 2006, 7:10 PM PDT

Att. 47,356 - Clear - 80 F

livebaseballscorecards.com

Batter	1	2	3	4	5	6	7	8	9	AB	R	H	RBI	BB	SO	LOB
6 Ryan Freel, R (1, 9) OBP: 0.370, SLG: 0.411	C F B X 1-2 G5-3 ①		B B B C F S 3-3 K ③			B F X 1-1 S 1B		C B S S 1-3 K ①		4	0	1	0	0	2	0
Adam Dunn, L (1, 7) OBP: 0.372, SLG: 0.532	X 0-0 L6 ②			C F S 0-3 K ①		C P B F X 2-2 F8 1-2 ②		B S B X 2-1 F9 ②		4	0	0	0	0	1	1
Rich Aurilia, R (1, 4) OBP: 0.339, SLG: 0.520	C B F F B X 2-2 G1-5-3 ③			S L B B X 2-2 G1-6-3 1B		C S B X 1-2 G6-3 ③		X 0-0 F8 ③		4	0	1	0	0	0	1
Ken Griffey Jr., L (1, 8) OBP: 0.322, SLG: 0.493		B B B F X 3-1 G1-6-3 12 1B 1B		S X 0-1 G1-6-3 ② ③ 1-2f			X 0-0 F7 ①		X 0-0 BB 1B 1B	4	1	2	0	0	0	1
12 Edwin Encarnación, R (1, 5) OBP: 0.378, SLG: 0.528		B X 1-0 G1-6-3 1-2 1B			F X 0-1 G5-3 ①		B S B X 2-1 1B 2B		C B C F S 1-3 K ①	4	1	2	0	0	1	1
Scott Hatteberg, L (1, 3) OBP: 0.396, SLG: 0.472		C X 0-1 G1-6-3 ① ② 1-2f 2-3			C C C 0-3 K ②		X 0-0 1B 2-H 1B		B F F B F B B 4-2 1B 1-2 BB	3	0	1	1	1	1	2
Royce Clayton, R (1, 6) OBP: 0.308, SLG: 0.344		F D X 1-1 G1-3 ③			X 0-0 L3 ③		X 0-0 1-2 1B		C F T 0-2 K ②	4	0	1	0	0	1	3
Jason LaRue, R (1, 2) OBP: 0.307, SLG: 0.304			B X 1-0 G6-3 ①			X 0-0 HR	C B B X 2-1 F8 ②		C X 0-1 1-2 2-H 1B	3	1	1	1	0	0	2
Scott Schoeneweis, L (7, 1)										0	0	0	0	0	0	0
31 Matt Belisle, R (8, 1)										0	0	0	0	0	0	0
Rheal Cormier, L (8, 1)										0	0	0	0	0	0	0
Todd Hollandsworth, L (9, PH) OBP: 0.263, SLG: 0.420										1	0	1	1	0	0	0
39 Aaron Harang, R (1, 1) OBP: 0.167, SLG: 0.138			X 0-0 P4 ②			C B S X 1-2 G1-3 ①	X 0-0 G3-1 ③		C X 0-1 F7 ③	2	0	0	0	0	0	0
Javier Valentin, S (7, PH) OBP: 0.283, SLG: 0.384										2	0	0	0	0	0	4
(7, 2)																
Inning Stats	R: 0 E: 0 K: 0 S: 8 H: 0 LOB: 0 BB: 0 P: 11	R: 0 E: 0 K: 0 S: 7 H: 2 LOB: 1 BB: 0 P: 12	R: 0 E: 0 K: 1 S: 5 H: 0 LOB: 0 BB: 0 P: 9	R: 0 E: 0 K: 1 S: 8 H: 1 LOB: 0 BB: 0 P: 10	R: 0 E: 0 K: 1 S: 6 H: 0 LOB: 0 BB: 0 P: 6	R: 1 E: 0 K: 0 S: 13 H: 2 LOB: 1 BB: 0 P: 17	R: 1 E: 0 K: 0 S: 8 H: 3 LOB: 2 BB: 0 P: 12	R: 0 E: 0 K: 1 S: 6 H: 0 LOB: 0 BB: 0 P: 9	R: 1 E: 0 K: 2 S: 16 H: 2 LOB: 2 BB: 1 P: 21	1B: 8 2B: 1 3B: 0 HR: 1	SF: 0 SAC: 0 DP: 2 HBP: 0						

PITCHER		IP	WLS	BF	H	R	ER	SO	BB	IBB	HBP	BLK	WP	HR	S	P	ERA	WHIP
Greg Maddux, R ERA: 4.18	(1, 1)	7.0	W	27	8	2	2	3	0	0	0	0	0	1	55	77	2.57	1.143
Brett Tomko, R ERA: 4.7	(8, 1)	1.0	H	3	0	0	0	1	0	0	0	0	0	0	6	9	0.00	0.000
51 Jonathan Broxton, R ERA: 2.79	(9, 1)	1.0		6	2	1	1	2	1	0	0	0	0	0	16	21	9.00	3.000

PITCHER		IP	WLS	BF	H	R	ER	SO	BB	IBB	HBP	BLK	WP	HR	S	P	ERA	WHIP

BOTTOM

Cincinnati Reds @ Los Angeles Dodgers

Dodger Stadium, Los Angeles, CA

Wed Aug 30 2006, 7:10 PM PDT

Att. 47,356 - Clear - 80 F

livebaseballscorecards.com

Batter	1	2	3	4	5	6	7	8	9	AB	R	H	RBI	BB	SO	LOB
15 Rafael Furcal, S (1, 6) OBP: 0.358, SLG: 0.409	X 0-0 SH5-4 2B	B X 1-0 L7 ③		B C B B T C 3-3 K ③		F X 0-1 2-3 1B		B B X 2-0 HR		5	1	3	1	0	1	3
Kenny Lofton, L (1, 8) OBP: 0.364, SLG: 0.401	L C B D B F D 4-2 SH5-4 BB		X 0-0 G4-3 ①		B F C F B X 2-2 L7 ①	C S F D S 1-3 K ③		C C X 0-2 G6-3 ②		4	0	0	0	1	1	2
Julio Lugo, R (1, 4) OBP: 0.361, SLG: 0.454	C X 0-1 SH5-4 ① 1-2 2-3		C C B F T 1-2 K ②		S C B F X 1-2 3B 2B		X 0-0 G6-3 ①	C S B F X 1-2 P3 ③		4	1	1	0	0	1	0
J.D. Drew, L (1, 9) OBP: 0.378, SLG: 0.461	B C F F F F B B S 3-3 K ②		B F X 1-1 G4-3 ③		D X 1-0 ② 2-H 3B		F B B F B B BB			3	0	1	1	1	1	2
5 Nomar Garciaparra, R (1, 3) OBP: 0.385, SLG: 0.504	X 0-0 F7 ③			B F B X 2-1 16 1B 55 1B 1B	F X 0-1 L9 ③		F B X 1-1 F7 ②			4	1	1	0	0	0	3
16 Andre Ethier, L (1, 7) OBP: 0.376, SLG: 0.528		B B B C B 4-1 S 1B BB		X 0-0 55 E 55 1B 1-2 1B		F B S T 1-2 K ①	C X 0-1 G1-3 ③			3	1	1	0	1	1	1
Wilson Betemit, S (1, 5) OBP: 0.331, SLG: 0.503		C S F S 0-3 K ① 1-2		C C C 0-3 ①		S S B F F B X 2-2 55 1B SH1 1B		X 0-0 HR		4	2	2	1	0	2	3
55 Russell Martin, R (1, 2) OBP: 0.359, SLG: 0.445		C B C X 1-2 L6 ②		D X 1-0 E9 1-3 2-H 1B		B B C X 2-1 15 1B SH1 1-3 1B		X 0-0 P6 ①		4	0	2	1	0	0	1
Greg Maddux, R OBP: 0.155, SLG: 0.164	(1, 1)									2	0	1	2	0	0	2
Brett Tomko, R OBP: 0.154, SLG: 0.120	(8, 1)									0	0	0	0	0	0	0
Olmedo Saenz, R OBP: 0.353, SLG: 0.570	(8, PH)									1	1	1	1	0	0	0
51 Jonathan Broxton, R	(9, 1)									0	0	0	0	0	0	0
39 Aaron Harang, R (1, 1) OBP: 0.167, SLG: 0.138		C X 0-1 2-H 1B		S P X 1-1 L4 ②		X 0-0 SH1 ② 1-2 3-H		S B B F B F F X 3-2 HR		2	0	0	0	0	0	0
Javier Valentin, S (7, PH) OBP: 0.283, SLG: 0.384										2	0	0	0	0	0	4
(7, 2)																
Inning Stats	R: 0 E: 0 K: 1 S: 13 H: 1 LOB: 2 BB: 1 P: 20	R: 1 E: 0 K: 1 S: 11 H: 1 LOB: 1 BB: 1 P: 17	R: 0 E: 0 K: 1 S: 7 H: 0 LOB: 0 BB: 0 P: 9	R: 1 E: 1 K: 2 S: 13 H: 3 LOB: 2 BB: 0 P: 19	R: 1 E: 0 K: 0 S: 11 H: 2 LOB: 0 BB: 0 P: 15	R: 1 E: 0 K: 2 S: 17 H: 3 LOB: 2 BB: 0 P: 23	R: 0 E: 0 K: 0 S: 7 H: 0 LOB: 1 BB: 0 P: 12	R: 3 E: 0 K: 0 S: 15 H: 3 LOB: 0 BB: 0 P: 21		1B: 7 2B: 2 3B: 1 HR: 3	SF: 0 SAC: 2 DP: 0 HBP: 0					

PITCHER		IP	WLS	BF	H	R	ER	SO	BB	IBB	HBP	BLK	WP	HR	S	P	ERA	WHIP
39 Aaron Harang, R ERA: 3.75	(1, 1)	6.0	L	29	10	4	4	7	2	0	0	0	0	0	72	103	6.00	2.000
Scott Schoeneweis, L ERA: 5.77	(7, 1)	1.0		5	1	1	1	0	1	0	0	0	0	1	8	13	9.00	2.000
31 Matt Belisle, R ERA: 4.76	(8, 1)	0.1		3	2	2	2	0	0	0	0	0	0	2	7	12	54.00	6.000
Rheal Cormier, L ERA: 2.2	(8, 1)	0.2		2	0	0	0	0	0	0	0	0	0	0	7	8	0.00	0.000

PITCHER		IP	WLS	BF	H	R	ER	SO	BB	IBB	HBP	BLK	WP	HR	S	P	ERA	WHIP

AB	35
R	3
H	10
RBI	3
BB	1
SO	6
LOB	15

AB	34
R	7
H	13
RBI	7
BB	3
SO	7
LOB	17

WP: 0 PB: 0 SB: 1 CS: 0 PA: 36

TOP

Batter	1	2	3	4	5	6	7	8	9	AB	R	H	RBI	BB	SO	LOB
6 Ryan Freel, R (1, 9) OBP: 0.369, SLG: 0.410	0-0 12 S 12 2B 1B	2-1 P3		3-2 G6-3		0-0 SH3 2-3		2-0 L8		4	1	1	0	0	0	2
Adam Dunn, L (1, 7) OBP: 0.370, SLG: 0.527	2-3 K		2-2 2B HBP	2-2 P5		1-0 F7		1-0 G1-3		4	1	0	0	0	1	3
27 Chris Denorfia, R (8, 7) OBP: 0.309, SLG: 0.250										0	0	0	0	0	0	0
Ken Griffey Jr., L (1, 8) OBP: 0.318, SLG: 0.487	2-0 F7		2-1 F8		2-0 E4 12 G6-4-3	0-1 F7		2-3 K		5	0	0	0	0	1	3
12 Edwin Encarnación, R (1, 5) OBP: 0.381, SLG: 0.531	1-0 1-H 2B		1-0 F9		1-1 G6-4-3 1-2f		0-2 FC6-4 1B		4-2 FC4-6 1B BB	4	0	2	1	1	0	2
Scott Hatteberg, L (1, 3) OBP: 0.399, SLG: 0.474	3-2 G1-3		1-1 1-H 1B 2B		4-2 1B BB		0-1 FC6-4 2B 26 SF8 1-2f		2-0 FC4-6 1-2 1B	4	2	2	1	1	0	2
Rich Aurilia, R (1, 6) OBP: 0.345, SLG: 0.535 Scott Schoeneweis, L (9, 1)		2-2 HR	1-2 2-H 1B	1-0 4 FC6-4 1-2 1B			3-2 1-3 2B		1-1 FC4-6 1-2f 2-3	5	1	4	2	0	0	2
										0	0	0	0	0	0	0
4 Brandon Phillips, R (1, 4) OBP: 0.345, SLG: 0.457	1-3 K	2-2 P4			0-1 FC6-4 1-2f		4-0 IBB		2-2 K	4	0	0	0	1	2	5
26 David Ross, R (1, 2) OBP: 0.371, SLG: 0.639	1-2 P6		4-2 61 SH1-4 BB		0-2 61 E 2B	1-0 SF8 3-H			2-2 F9	3	1	1	1	1	0	2
61 Bronson Arroyo, R (1, 1) OBP: 0.159, SLG: 0.242 Rheal Cormier, L (8, 1) 56 Todd Coffey, R (8, 1) 9 Juan Castro, R (9, 6) OBP: 0.278, SLG: 0.353	2-2 2B		0-0 SH1-4 1-2		0-1 FC1 6 SH3 2-H		2-3 K			3	0	1	0	0	1	2
										0	0	0	0	0	0	0
										0	0	0	0	0	0	0
										0	0	0	0	0	0	0
Inning Stats	R: 1 E: 0 K: 1 S: 9 H: 2 LOB: 1 BB: 0 P: 17	R: 1 E: 0 K: 1 S: 14 H: 2 LOB: 1 BB: 0 P: 22	R: 2 E: 0 K: 0 S: 14 H: 2 LOB: 1 BB: 0 P: 23	R: 0 E: 0 K: 0 S: 9 H: 0 LOB: 1 BB: 1 P: 18	R: 0 E: 1 K: 0 S: 8 H: 1 LOB: 2 BB: 1 P: 16	R: 1 E: 1 K: 0 S: 9 H: 1 LOB: 1 BB: 0 P: 10	R: 1 E: 0 K: 1 S: 14 H: 2 LOB: 2 BB: 1 P: 24	R: 0 E: 0 K: 1 S: 5 H: 0 LOB: 0 BB: 0 P: 10	R: 0 E: 0 K: 1 S: 12 H: 1 LOB: 2 BB: 1 P: 23	1B: 5 2B: 5 3B: 0 HR: 1 SF: 1 SAC: 2 DP: 1 HBP: 1							

PITCHER	IP	WLS	BF	H	R	ER	SO	BB	IBB	HBP	BLK	WP	HR	S	P	ERA	WHIP
52 Clay Hensley, R (1, 1) ERA: 4.05	5.0	L	25	7	4	4	2	2	0	1	0	0	1	54	96	7.20	1.800
Jon Adkins, R (6, 1) ERA: 3.45	0.1		3	1	1	0	0	0	0	0	0	0	0	6	6	0.00	3.000
Alan Embree, L (6, 1) ERA: 3.47	0.2		2	0	0	0	0	0	0	0	0	0	0	3	4	0.00	0.000
26 Doug Brocail, R (7, 1) ERA: 5.11	1.0		6	2	1	1	1	0	1	0	0	0	0	14	24	9.00	2.000
Rudy Seanez, R (8, 1) ERA: 4.72	1.0		3	0	0	0	1	0	0	0	0	0	0	5	10	0.00	0.000

PITCHER	IP	WLS	BF	H	R	ER	SO	BB	IBB	HBP	BLK	WP	HR	S	P	ERA	WHIP
56 Scott Cassidy, R (9, 1) ERA: 2.72	1.0		5	1	0	0	1	1	0	0	0	0	0	12	23	0.00	2.000

Cincinnati Reds @ San Diego Padres
PETCO Park, San Diego, CA
Fri Sep 01 2006, 10:05 PM EDT
Att. 32,901 - Partly Cloudy - 72 F

livebaseballscorecards.com

AB	36
R	6
H	11
RBI	5
BB	4
SO	5
LOB	23

BOTTOM

Batter	1	2	3	4	5	6	7	8	9	AB	R	H	RBI	BB	SO	LOB
Dave Roberts, L (1, 7) OBP: 0.381, SLG: 0.422	1-2 G6-3			0-2 G1	1-1 E9 1-3 2-H 1B			3-2 G3		4	0	1	1	0	0	0
24 Brian Giles, L (1, 9) OBP: 0.381, SLG: 0.389	1-1 F8			3-1 G4-3	4-1 BB			0-1 G6-3 2B		3	0	1	0	1	0	0
Todd Walker, L (1, 4) OBP: 0.361, SLG: 0.400 Josh Barfield, R (8, PH) OBP: 0.322, SLG: 0.415 (9, 4)	1-1 P5			3-2 1B	1-1 F8			0-0 G6-3 2-3		3	0	1	0	0	0	3
										1	0	0	0	0	0	1
Mike Piazza, R (1, 2) OBP: 0.337, SLG: 0.497		2-2 L8		1-2 G1-3		3-2 L5		2-2 G5-3		4	0	0	0	0	0	2
34 Russell Branyan, L (1, 5) OBP: 0.300, SLG: 0.500 Mark Bellhorn, S (9, PH) OBP: 0.288, SLG: 0.354		3-3 K			0-0 2B 1B	1-3 K			1-3 K	3	1	1	0	0	2	0
										1	0	0	0	0	1	0
Mike Cameron, R (1, 8) OBP: 0.347, SLG: 0.483		2-2 P3			3-1 1-H E 2B	2-2 F7			3-1 E5 23 L1-3	4	1	1	1	0	0	0
23 Adrián González, L (1, 3) OBP: 0.342, SLG: 0.488			0-0 G5-3		0-0 G1-3		4-0 G3-6-1 BB		2-1 1-1 L1-3	3	0	0	0	1	0	2
Geoff Blum, S (1, 6) OBP: 0.299, SLG: 0.364			3-2 L5		1-2 P6		0-0 1-2f G3-6-1			3	0	0	0	0	0	2
52 Clay Hensley, R (1, 1) OBP: 0.119, SLG: 0.100 8 Terrmel Sledge, L (5, PH) OBP: 0.314, SLG: 0.333 Jon Adkins, L (6, 1) Alan Embree, L (6, 1) 26 Doug Brocail, L (7, 1) Rob Bowen, S (7, PH) OBP: 0.337, SLG: 0.369 Rudy Seanez, R (8, 1) 56 Scott Cassidy, R (9, 1)			1-3 K		4-2 E BB		1-3 K			1	0	0	0	0	1	0
										0	0	0	0	1	0	0
										0	0	0	0	0	0	0
										0	0	0	0	0	0	0
										0	0	0	0	0	0	0
										1	0	0	0	0	1	0
										0	0	0	0	0	0	0
										0	0	0	0	0	0	0
Inning Stats	R: 0 E: 0 K: 0 S: 8 H: 0 LOB: 0 BB: 0 P: 11	R: 0 E: 0 K: 1 S: 9 H: 0 LOB: 0 BB: 0 P: 16	R: 0 E: 0 K: 1 S: 8 H: 0 LOB: 0 BB: 0 P: 12	R: 0 E: 0 K: 0 S: 11 H: 1 LOB: 1 BB: 0 P: 18	R: 2 E: 1 K: 0 S: 15 H: 3 LOB: 3 BB: 2 P: 29	R: 0 E: 0 K: 1 S: 9 H: 0 LOB: 0 BB: 0 P: 15	R: 0 E: 0 K: 1 S: 5 H: 0 LOB: 0 BB: 1 P: 10	R: 0 E: 0 K: 0 S: 10 H: 1 LOB: 1 BB: 0 P: 15	R: 0 E: 1 K: 1 S: 7 H: 0 LOB: 0 BB: 0 P: 13	1B: 3 2B: 3 3B: 0 HR: 0 SF: 0 SAC: 0 DP: 0 HBP: 0							

PITCHER	IP	WLS	BF	H	R	ER	SO	BB	IBB	HBP	BLK	WP	HR	S	P	ERA	WHIP
61 Bronson Arroyo, R (1, 1) ERA: 3.48	7.0	W	27	4	2	2	4	3	0	0	0	0	0	65	111	2.57	1.000
Rheal Cormier, L (8, 1) ERA: 2.18	0.1		2	1	0	0	0	0	0	0	0	0	0	5	8	0.00	3.000
56 Todd Coffey, R (8, 1) ERA: 3.65	0.2		2	0	0	0	0	0	0	0	0	0	0	5	7	0.00	0.000
Scott Schoeneweis, L (9, 1) ERA: 5.64	1.0		3	0	0	0	1	0	0	0	0	0	0	7	13	0.00	0.000

PITCHER	IP	WLS	BF	H	R	ER	SO	BB	IBB	HBP	BLK	WP	HR	S	P	ERA	WHIP

Cincinnati Reds @ San Diego Padres
PETCO Park, San Diego, CA
Fri Sep 01 2006, 10:05 PM EDT
Att. 32,901 - Partly Cloudy - 72 F

livebaseballscorecards.com

AB	31
R	2
H	5
RBI	2
BB	3
SO	5
LOB	10

WP: 0 PB: 0 SB: 1 CS: 0 PA: 44

Cincinnati Reds @ San Diego Padres

PETCO Park, San Diego, CA

Sat Sep 02 2006, 10:05 PM EDT

Att. 36,287 - Clear - 70 F

livebaseballscorecards.com

TOP

Batter	1	2	3	4	5	6	7	8	9	AB	R	H	RBI	BB	SO	LOB
6 Ryan Freel, R (1, 9) OBP: 0.366, SLG: 0.406	C F B S 1-3 ① K			S B B F F S 2-3 ① K		C B C B S 2-3 ③ K2-3			B S C B B F S 3-3 ② K	4	0	0	0	0	4	0
Adam Dunn, L (1, 7) OBP: 0.369, SLG: 0.531	C S F B S 1-3 ② K			C B X 1-1 ① HR			B B S F B S 3-3 ① K		S B F S 1-3 ③ K	4	1	1	1	0	3	0
Ken Griffey Jr., L (1, 8) OBP: 0.316, SLG: 0.483	X 0-0 ③ G5-3			F C B X 1-2 ② F9			S F B B S 2-3 ② K			3	0	0	0	0	1	0
12 Edwin Encarnación, R (1, 5) OBP: 0.381, SLG: 0.528		C B S B B S 3-3 ① K		C S B B B X 2-2 ③ G6-3			F B B S B B 4-2 ② S BB			2	0	0	0	1	1	0
Scott Hatteberg, L (1, 3) OBP: 0.398, SLG: 0.472		B B C B B 4-1 ① G5-4-3 BB			C B X 1-1 ① G4-3		B F F B S 2-3 ③ K 1-2			2	0	0	0	1	1	1
Rich Aurilia, R (1, 6) OBP: 0.345, SLG: 0.534		X 0-0 ②③ G5-4-3 1-2f			B C S F S 1-3 ② K			S F X 0-2 4 G5-4-3 1B		3	0	1	0	0	1	1
4 Brandon Phillips, R (1, 4) OBP: 0.343, SLG: 0.454			B S X 1-1 ① G6-3		B X 1-0 ③ G4-3			S F B F X 1-2 ①② G5-4-3 1-2f		3	0	0	0	0	0	1
26 David Ross, R (1, 2) OBP: 0.366, SLG: 0.629			F F S 0-3 ② K			X 0-0 ① L7		S F S 0-3 ③ K		3	0	0	0	0	2	0
Kyle Lohse, R (1, 1) OBP: 0.214, SLG: 0.214			C S S 0-3 ③ K			C C X 0-2 ② G1-3			S X 0-1 ① F7	2	0	0	0	1	0	
45 Bill Bray, L (7, 1)										0	0	0	0	0	0	
38 Gary Majewski, R (7, 1)										0	0	0	0	0	0	
Jason Standridge, R (8, 1)										0	0	0	0	0	0	
37 Brian Shackelford, L (8, 1)										0	0	0	0	0	0	
Todd Hollandsworth, L (9, PH) OBP: 0.262, SLG: 0.418										1	0	0	0	0	0	
Inning Stats	R: 0 E: 0 K: 2 S: 8 H: 0 LOB: 0 BB: 0 P: 10	R: 0 E: 0 K: 1 S: 5 H: 0 LOB: 0 BB: 1 P: 12	R: 0 E: 0 K: 2 S: 8 H: 0 LOB: 0 BB: 0 P: 9	R: 1 E: 0 K: 1 S: 12 H: 1 LOB: 0 BB: 0 P: 18	R: 0 E: 0 K: 1 S: 7 H: 0 LOB: 0 BB: 0 P: 10	R: 0 E: 0 K: 1 S: 7 H: 0 LOB: 0 BB: 0 P: 9	R: 0 E: 0 K: 3 S: 11 H: 0 LOB: 1 BB: 1 P: 22	R: 0 E: 0 K: 1 S: 10 H: 1 LOB: 0 BB: 0 P: 11	R: 0 E: 0 K: 2 S: 9 H: 0 LOB: 0 BB: 0 P: 13	1B: 1 2B: 0 3B: 0 HR: 1 SF: 0 SAC: 0 DP: 2 HBP: 0						WP: 0 PB: 0 SB: 1 CS: 0 PA: 29	

PITCHER		IP	WLS	BF	H	R	ER	SO	BB	IBB	HBP	BLK	WP	HR	S	P	ERA	WHIP
44 Jake Peavy, R ERA: 4.32	(1, 1)	9.0	W	29	2	1	1	14	2	0	0	0	0	1	77	114	1.00	0.444

AB	27
R	1
H	2
RBI	1
BB	2
SO	14
LOB	3

BOTTOM

Batter	1	2	3	4	5	6	7	8	9	AB	R	H	RBI	BB	SO	LOB
Dave Roberts, L (1, 7) OBP: 0.379, SLG: 0.419	C S F F X 0-2 ① G1-3		X 0-0 ① B1-3		C X 0-1 ① G3		X 0-0 ② L6	B X 1-0 24 BB 1-2 2-H 3-H 1B		5	0	1	2	0	0	1
24 Brian Giles, L (1, 9) OBP: 0.383, SLG: 0.392	B C B B X 3-1 FC6-4 1B		B B C X 2-1 ② G4-3		C C B X 1-2 ② L4		C X 0-1 1B 2B 3-H	B B B 4-0 1-2 2-3 BB		4	1	2	1	1	0	0
Todd Walker, L (1, 5) OBP: 0.363, SLG: 0.399 Manny Alexander, R (8, 5) OBP: 0.133, SLG: 0.133	C B X 1-1 ② L9		B F S B F F B B 4-2 2B BB		B C C B B S 3-3 ③ K		B B B C X 3-1 2-H 1B	C S B F S 1-3 ③ K		3 1	1 0	1 0	1 0	1 0	1 1	1 3
Mike Piazza, R (1, 2) OBP: 0.336, SLG: 0.497	B X 1-0 ③ FC6-4 1-2f		S B C F X 1-2 1-H 2B			C S S 0-3 ① K	F B B X 2-1 ③ F8			4	0	1	1	0	1	2
23 Adrián González, L (1, 3) OBP: 0.341, SLG: 0.485		C B B F F F X 2-2 ① F7	X 0-0 ③ G3			C B B F B S 3-3 ② K		B B B B 4-0 E 1B FC6-2 BB		3	0	0	0	1	1	1
Mike Cameron, R (1, 8) OBP: 0.352, SLG: 0.486		C X 0-1 HR 1B		C B C X 1-2 FC3-6 1B		B B B B 4-0 E S BB		C C B X 1-2 FC6-2 E 1-2 1B		3	2	3	0	1	0	0
Geoff Blum, S (1, 6) OBP: 0.293, SLG: 0.356		C F X 0-2 ② F9		1 SAFE B S 1 SAFE 1 SAFE F F B X 2-2 ① FC3-6 G4-3 1-2f		1 SAFE 1 SAFE B B F F B X 3-2 ③ P5 1-3		X 0-0 FC4 FC6-2 1B 1-2 2-3		4	1	0	0	0	0	5
Josh Barfield, R (1, 4) OBP: 0.323, SLG: 0.425		X 0-0 1-H HR		B C B X 2-1 ② G4-3 1-2			L X 0-1 44 SH2-4 24 2B 2B	S B X 1-1 ① FC6-2 24 BB 1B 1-2 2-3 3-Hf		4	2	2	2	0	0	4
44 Jake Peavy, R (1, 1) OBP: 0.184, SLG: 0.347		F F X 0-2 ③ P4		B B X 2-0 ③ P4			X 0-0 ① SH2-4 2-3	S B S S 1-3 ② K		3	0	0	0	0	1	4
Inning Stats	R: 0 E: 0 K: 2 S: 9 H: 0 LOB: 1 BB: 1 P: 19	R: 2 E: 0 K: 0 S: 10 H: 3 LOB: 1 BB: 0 P: 15	R: 2 E: 1 K: 2 S: 14 H: 2 LOB: 3 BB: 2 P: 27	R: 0 E: 0 K: 2 S: 9 H: 0 LOB: 0 BB: 0 P: 13	R: 0 E: 0 K: 1 S: 8 H: 0 LOB: 0 BB: 0 P: 12					1B: 6 2B: 3 3B: 0 HR: 1 SF: 0 SAC: 1 DP: 0 HBP: 0						WP: 0 PB: 0 SB: 1 CS: 0 PA: 39	

PITCHER		IP	WLS	BF	H	R	ER	SO	BB	IBB	HBP	BLK	WP	HR	S	P	ERA	WHIP
Kyle Lohse, R ERA: 5.63	(1, 1)	6.1	L	27	6	4	4	3	2	0	0	0	0	1	66	101	5.68	1.263
45 Bill Bray, L ERA: 4.17	(7, 1)	0.1		3	2	1	1	0	0	0	0	0	0	0	5	8	27.00	6.000
38 Gary Majewski, R ERA: 4.85	(7, 1)	0.1		1	0	0	0	0	0	0	0	0	0	0	2	4	0.00	0.000
Jason Standridge, R ERA: 4.2	(8, 1)	0.2		5	1	2	0	1	1	0	0	0	0	0	9	16	0.00	3.000
37 Brian Shackelford, L ERA: 6.28	(8, 1)	0.1		3	1	0	0	1	1	0	0	0	0	0	5	11	0.00	6.000

AB	34
R	7
H	10
RBI	7
BB	4
SO	5
LOB	21

Cincinnati Reds @ San Diego Padres

PETCO Park, San Diego, CA

Sun Sep 03 2006, 4:05 PM EDT

Att. 31,153 - Sunny - 79 F

livebaseballscorecards.com

TOP

Batter	1	2	3	4	5	6	7	8	9	AB	R	H	RBI	BB	SO	LOB
6 Ryan Freel, R (1, 8) OBP: 0.365, SLG: 0.404	C X 0-1 P4 ①		C F B F X 1-2 FC6-4 1B		C B B X 2-1 F7 ②			F F B F B B X 3-2 G6-3 ①		4	0	1	0	0	0	1
Royce Clayton, R (1, 6) OBP: 0.306, SLG: 0.340	C B S F S 1-3 K ②		X 0-0 FC6-4 S 1-2f ①		B C X 1-1 P4 ③			X 0-0 G4-3 ②		4	0	0	0	0	1	2
12 Edwin Encarnación, R (1, 5) OBP: 0.380, SLG: 0.524	F X 0-1 G4-3 ③		B B S X 2-1 P4 ②			C X 0-1 F7 ①		C B S B B F F F F 3-2 X 1B		4	0	1	0	0	0	1
Rich Aurilia, R (1, 3) OBP: 0.342, SLG: 0.528		C X 0-1 G5-3 ①	B F F F X 1-2 G6-3 ③ 1-2			X 0-0 G6-3 ②		B S B B F X 2-2 G5-3 ③		4	0	0	0	0	0	2
Adam Dunn, L (1, 7) OBP: 0.370, SLG: 0.530		B F C X 1-2 26 27 1B 1B		B F F F B F F B X 3-2 G4-3 ①		B B B B 4-0 26 S BB			C C S 0-3 K ①	3	1	1	0	1	1	0
26 David Ross, R (1, 2) OBP: 0.364, SLG: 0.622		X 0-0 27 1B 1-2 1B		B B X 2-0 P3 ②		B B S X 2-1 G5-3 ③ 1-2			X 0-0 F7 ②	4	0	1	0	0	0	1
4 Brandon Phillips, R (1, 4) OBP: 0.341, SLG: 0.451 Scott Hatteberg, L (9, PH) OBP: 0.400, SLG: 0.473 Norris Hopper, R (9, PR) OBP: 0.333, SLG: 0.333	B B F B F X 3-2 F4 ②		C X 0-1 F8 ③				B F B F F F B X 3-2 G6-3 ①		C B X 1-1 1B	3 1 0	0 0 0	0 1 0	0 0 0	0 0 0	0 0 0	2 0 0
27 Chris Denorfia, R (1, 9) OBP: 0.328, SLG: 0.275 Ken Griffey Jr., L (9, PH) OBP: 0.315, SLG: 0.482	B B B C X 3-1 1-2 2-H 1B				X 0-0 22 SH5-4 1B		B C S B C 2-3 K ②		B B C B C X 3-2 G3-1 ③	3 1	0 0	2 0	1 0	0 0	1 0	0 1
22 Eric Milton, L (1, 1) OBP: 0.235, SLG: 0.327 Todd Hollandsworth, L (7, PH) OBP: 0.260, SLG: 0.415 56 Todd Coffey, R (7, 1) Rheal Cormier, L (8, 1) 38 Gary Majewski, R (8, 1)	C C F S 0-3 K ③				B L 1 X SAFE 1-1 SH5-4 ① 1-2		X 0-0 G6-3 ③			1 1 0 0 0	0 0 0 0 0	0 0 0 0 0	0 0 0 0 0	1 0 0 0 0	2 0 0 0 0	2 0 0 0 0
Inning Stats	R: 0 E: 0 K: 1 S: 8 H: 0 LOB: 0 BB: 0 P: 9	R: 1 E: 0 K: 1 S: 15 H: 3 LOB: 2 BB: 0 P: 22	R: 0 E: 0 K: 0 S: 11 H: 1 LOB: 1 BB: 0 P: 15	R: 0 E: 0 K: 0 S: 8 H: 0 LOB: 0 BB: 0 P: 13	R: 0 E: 0 K: 0 S: 7 H: 1 LOB: 1 BB: 0 P: 11	R: 0 E: 0 K: 0 S: 5 H: 0 LOB: 1 BB: 1 P: 11	R: 0 E: 0 K: 1 S: 9 H: 0 LOB: 0 BB: 0 P: 14	R: 0 E: 0 K: 0 S: 15 H: 1 LOB: 1 BB: 0 P: 23	R: 0 E: 0 K: 1 S: 9 H: 1 LOB: 1 BB: 0 P: 13	1B: 7 2B: 0 3B: 0 HR: 0	SF: 0 SAC: 1 DP: 0 HBP: 0			WP: 0 PB: 0 SB: 2 CS: 0	PA: 35		

AB	33
R	1
H	7
RBI	1
BB	1
SO	4
LOB	12

PITCHER		IP	WLS	BF	H	R	ER	SO	BB	IBB	HBP	BLK	WP	HR	S	P	ERA	WHIP
David Wells, L ERA: 4.58	(1, 1)	6.0		24	5	1	1	2	1	0	0	0	0	0	54	81	1.50	1.000
43 Cla Meredith, R ERA: 0.84	(7, 1)	2.0	W	7	1	0	0	1	0	0	0	0	0	0	24	37	0.00	0.500
Trevor Hoffman, R ERA: 1.94	(9, 1)	1.0	S	4	1	0	0	1	0	0	0	0	0	0	9	13	0.00	1.000

BOTTOM

Batter	1	2	3	4	5	6	7	8	9	AB	R	H	RBI	BB	SO	LOB
Dave Roberts, L (1, 7) OBP: 0.379, SLG: 0.420	C B X 1-1 G6-3 ①		L B 2 SAFE C F F X 1-2 SF9 ① 2-H		S F F X 0-2 24 1B 1-2 1B			X 0-0 SH1-3 ① 1-2		2	0	1	1	0	0	0
Brian Giles, L (1, 9) OBP: 0.384, SLG: 0.392	C B X 1-1 F8 ②		S B X 1-1 F7 ②		B X 1-0 1-2 2-H 1B ③			C B C B B B 4-2 28 1B HBP BB		3	0	1	0	1	0	1
Mike Cameron, R (1, 8) OBP: 0.351, SLG: 0.483	X 0-0 F9 ③		B F B B C X 3-2 P5 ③			B X 1-0 F9 ①		B B F H 3-1 28 1B 1-2 2-3 HBP		3	0	0	0	0	0	1
28 Josh Bard, S (1, 2) OBP: 0.404, SLG: 0.500		C X 0-1 F7 ①		T S B S 1-3 K ①		X 0-0 F9 ②		B B X 2-0 1-3 2-3 3-H 1B ②		4	0	1	1	0	1	0
Josh Barfield, R (1, 4) OBP: 0.323, SLG: 0.425		X 0-0 23 G4-3 2B		S B S B F F X 2-2 L3 ②		B C F B F B X 3-2 F8 ③		X 0-0 G6-3 ③		4	0	1	0	0	0	3
23 Adrián González, L (1, 3) OBP: 0.339, SLG: 0.482	B C F F F F X 1-2 G4-3 ② 2-3			C B X 1-1 F7 ③			B F B C F B F F F 3-2 T K ①			3	0	0	0	0	1	1
Mark Bellhorn, S (1, 5) OBP: 0.285, SLG: 0.350	B F S F B B X 3-2 G6-3 ③				C B F S 1-3 K ①		S B X 1-1 F8 ②			3	0	0	0	0	1	1
Manny Alexander, R (1, 6) OBP: 0.167, SLG: 0.167			C F B F X 1-2 E SH SF9 1B		B C F F X 1-2 G6-3 ②		C X 0-1 G6-3 ③			3	1	1	0	0	0	0
David Wells, L (1, 1) OBP: 1.000, SLG: 1.000 43 Cla Meredith, R (7, 1) 8 Terrmel Sledge, L (8, PH) OBP: 0.314, SLG: 0.333 Mike Piazza, R (8, PH) OBP: 0.338, SLG: 0.499 3 Khalil Greene, R (8, PR) OBP: 0.320, SLG: 0.430 Trevor Hoffman, R (9, 1)		X 0-0 SH 1-2			C X 0-1 1B 24 1B 1B			B S X 1-1 HBP SH1-3 28 1B 1B		1 0 0 1 0 0	0 0 0 0 1 0	1 0 0 1 0 0	0 0 0 0 0 0	0 0 0 0 0 0	0 0 0 0 0 0	0 0 0 0 0 0
Inning Stats	R: 0 E: 0 K: 0 S: 5 H: 0 LOB: 0 BB: 0 P: 7	R: 0 E: 0 K: 0 S: 13 H: 1 LOB: 1 BB: 0 P: 17	R: 1 E: 1 K: 0 S: 15 H: 1 LOB: 1 BB: 0 P: 21	R: 0 E: 0 K: 1 S: 10 H: 0 LOB: 0 BB: 0 P: 14	R: 0 E: 0 K: 1 S: 14 H: 3 LOB: 2 BB: 0 P: 17	R: 0 E: 0 K: 0 S: 6 H: 0 LOB: 0 BB: 0 P: 10	R: 0 E: 0 K: 1 S: 11 H: 0 LOB: 0 BB: 0 P: 15	R: 1 E: 0 K: 0 S: 8 H: 2 LOB: 3 BB: 1 P: 18		1B: 6 2B: 1 3B: 0 HR: 0	SF: 1 SAC: 2 DP: 0 HBP: 1			WP: 0 PB: 0 SB: 0 CS: 0	PA: 32		

PITCHER		IP	WLS	BF	H	R	ER	SO	BB	IBB	HBP	BLK	WP	HR	S	P	ERA	WHIP
22 Eric Milton, L ERA: 4.95	(1, 1)	6.0		23	5	1	0	2	0	0	0	0	0	0	63	86	0.00	0.833
56 Todd Coffey, R ERA: 3.59	(7, 1)	1.0		3	0	0	0	1	0	0	0	0	0	0	11	15	0.00	0.000
Rheal Cormier, L ERA: 2.36	(8, 1)	0.1	L	3	1	1	1	0	1	0	0	0	0	0	5	10	27.00	6.000
38 Gary Majewski, R ERA: 4.8	(8, 1)	0.2		3	1	0	0	0	0	0	1	0	0	0	3	8	0.00	1.500

TOP

Batter	1	2	3	4	5	6	7	8	9	10	AB	R	H	RBI	BB	SO	LOB
2 Randy Winn, S (1, 8) (9, 9) OBP: 0.318, SLG: 0.388	G4-3		K		K			FC5-4 HBP		K	4	0	0	0	0	3	0
13 Omar Vizquel, S (1, 6) OBP: 0.370, SLG: 0.404	G4-1		F9		F9			F8		P5	5	0	0	0	0	0	1
Shea Hillenbrand, R (1, 3) OBP: 0.321, SLG: 0.477	P3		2B		G5-3			FC5-4 HR (1-2f)		HR	5	2	2	1	0	0	1
Barry Bonds, L (1, 7) OBP: 0.462, SLG: 0.539		G5-3	F8			P4		HR (1-H)		BB	4	1	1	2	1	0	1
Ray Durham, S (1, 4) OBP: 0.362, SLG: 0.525		1B (2B)		F7		F8		2B		L8	5	1	2	0	0	0	1
Moises Alou, R (1, 9) OBP: 0.351, SLG: 0.539		2B (1-H)		HR		K		G5-3			4	1	2	2	0	1	1
Mike Stanton, L (10, 1)											0	0	0	0	0	0	0
Pedro Feliz, R (1, 5) OBP: 0.288, SLG: 0.447		K		K			L6		L8		4	0	0	0	0	2	1
50 Eliezer Alfonzo, R (1, 2) OBP: 0.319, SLG: 0.498		IBB		HBP			K2-3		P4		0	0	0	0	1	0	0
Todd Greene, R (4, PR) (4, 2) OBP: 0.317, SLG: 0.394											2	0	0	0	0	1	0
41 Brad Hennessey, R (1, 1)		K		K			K		K								
Jamey Wright, R (5, 1) OBP: 0.381, SLG: 0.394																	
Todd Linden, S (7, PH) OBP: 0.313, SLG: 0.462																	
Jack Taschner, L (7, 1)																	
38 Brian Wilson, R (8, 1)																	
Steve Kline, S (8, 1)																	
32 Kevin Correia, R (8, 1) OBP: 0.000, SLG: 0.000																	
Jason Ellison, R (9, 1) OBP: 0.302, SLG: 0.302																	
Steve Finley, L (9, PH) OBP: 0.352, SLG: 0.391																	
Inning Stats	R: 0 E: 0 K: 0 S: 4 H: 0 LOB: 0 BB: 0 P: 7	R: 1 E: 0 K: 2 S: 9 H: 2 LOB: 2 BB: 1 P: 16	R: 0 E: 0 K: 1 S: 9 H: 1 LOB: 1 BB: 0 P: 15	R: 1 E: 0 K: 2 S: 11 H: 1 LOB: 1 BB: 0 P: 14	R: 0 E: 0 K: 1 S: 9 H: 0 LOB: 0 BB: 0 P: 12	R: 0 E: 0 K: 1 S: 9 H: 0 LOB: 0 BB: 0 P: 10	R: 0 E: 0 K: 2 S: 8 H: 0 LOB: 0 BB: 0 P: 10	R: 2 E: 0 K: 0 S: 10 H: 2 LOB: 1 BB: 0 P: 16	R: 0 E: 0 K: 1 S: 8 H: 0 LOB: 0 BB: 0 P: 14	R: 1 E: 0 K: 1 S: 12 H: 1 LOB: 1 BB: 1 P: 19	1B: 1 2B: 3 3B: 0 HR: 3	SF: 0 SAC: 0 DP: 0 HBP: 2	WP: 0 PB: 0 SB: 0 CS: 0	PA: 41			

PITCHER	IP	WLS	BF	H	R	ER	SO	BB	IBB	HBP	BLK	WP	HR	S	P	ERA	WHIP
39 Aaron Harang, R (1, 1) ERA: 3.78	8.0		33	6	4	4	9	0	1	2	0	0	2	69	100	4.50	0.750
25 David Weathers, R (9, 1) ERA: 4.04	2.0	L	8	1	1	1	2	1	0	0	0	0	1	20	33	4.50	1.000

PITCHER	IP	WLS	BF	H	R	ER	SO	BB	IBB	HBP	BLK	WP	HR	S	P	ERA	WHIP

San Francisco Giants @ Cincinnati Reds
Great American Ball Park, Cincinnati, OH
Mon Sep 04 2006, 5:10 PM EDT
Att. 25,515 - Overcast - 73 F

livebaseballscorecards.com

AB	37
R	5
H	7
RBI	5
BB	2
SO	11
LOB	9

BOTTOM

Batter	1	2	3	4	5	6	7	8	9	10	AB	R	H	RBI	BB	SO	LOB
6 Ryan Freel, R (1, 9) (8, 8) OBP: 0.368, SLG: 0.404	G5-3		BB		1B (S, 12 E)	BB		P4			3	1	1	0	2	0	1
Adam Dunn, L (1, 7) OBP: 0.371, SLG: 0.527	G4-3		BB (1-2)		K	L8		HBP (12 FC6-4) (1-2)			3	0	0	0	1	1	2
12 Edwin Encarnación, R (1, 5) OBP: 0.375, SLG: 0.517	P3		F8		FC4 (1B, S) (1-2 FC4-6)		P2	FC6-4 (1-2f)			5	1	0	0	0	0	5
Ken Griffey Jr., L (1, 8) OBP: 0.315, SLG: 0.479	G6-3		P6		BB (FC4-6, 1B) (1-2 2-3)	P4		1B	F8		3	0	0	0	1	0	2
27 Chris Denorfia, R (8, 9) OBP: 0.322, SLG: 0.269											1	0	0	0	0	0	0
Rich Aurilia, R (1, 6) OBP: 0.345, SLG: 0.537	HR		F9		FC4-6 (1B) (1-2 2-3 3-H)			1B	K		5	1	3	2	0	1	2
Scott Hatteberg, L (1, 3) OBP: 0.402, SLG: 0.476	BB (2B)			BB (4 G6-4-3)	FC4-6 (1-2f 2-3 3-H)		1B (1-2)		L3		4	0	2	1	1	0	2
4 Brandon Phillips, R (1, 4) OBP: 0.340, SLG: 0.447	HBP (BB)			G6-4-3 (1-2f)	K		K	HBP (2-3)		F9	4	0	0	0	0	2	5
Jason LaRue, R (1, 2) OBP: 0.310, SLG: 0.320	BB (39 G4-6-3) (1-2 2-3)			HR		F8				K	4	1	1	1	1	2	0
39 Aaron Harang, R (1, 1) OBP: 0.159, SLG: 0.131	G4-6-3 (1-2f)			G4-3		K		HBP		K	3	0	0	0	0	1	3
Javier Valentin, S (8, PH) OBP: 0.287, SLG: 0.388											1	0	1	0	0	0	0
Norris Hopper, R (8, PR) OBP: 0.333, SLG: 0.333											0	0	0	0	0	0	0
25 David Weathers, R (9, 1)											0	0	0	0	0	0	0
26 David Ross, R (10, PH) OBP: 0.363, SLG: 0.619											1	0	0	0	0	1	0
Inning Stats	R: 0 E: 0 K: 0 S: 6 H: 0 LOB: 0 BB: 0 P: 12	R: 1 E: 0 K: 0 S: 7 H: 2 LOB: 2 BB: 1 P: 17	R: 0 E: 0 K: 0 S: 8 H: 0 LOB: 2 BB: 2 P: 22	R: 1 E: 0 K: 0 S: 11 H: 1 LOB: 0 BB: 1 P: 22	R: 2 E: 1 K: 2 S: 18 H: 2 LOB: 2 BB: 1 P: 27	R: 0 E: 0 K: 1 S: 9 H: 0 LOB: 1 BB: 1 P: 16	R: 0 E: 0 K: 1 S: 13 H: 2 LOB: 2 BB: 0 P: 19	R: 0 E: 0 K: 1 S: 8 H: 1 LOB: 2 BB: 0 P: 13	R: 0 E: 0 K: 1 S: 11 H: 0 LOB: 0 BB: 0 P: 18	R: 0 E: 0 K: 2 S: 9 H: 0 LOB: 0 BB: 0 P: 12	1B: 5 2B: 1 3B: 0 HR: 2	SF: 0 SAC: 0 DP: 2 HBP: 2	WP: 0 PB: 0 SB: 3 CS: 0	PA: 45			

PITCHER	IP	WLS	BF	H	R	ER	SO	BB	IBB	HBP	BLK	WP	HR	S	P	ERA	WHIP
41 Brad Hennessey, R (1, 1) ERA: 3.72	4.1		22	4	4	2	1	5	0	1	0	0	2	42	89	4.15	2.077
Jamey Wright, R (5, 1) ERA: 4.93	1.2		7	1	0	0	2	1	0	0	0	0	0	17	27	0.00	1.200
Jack Taschner, L (7, 1) ERA: 11.81	1.0		5	2	0	0	1	0	0	0	0	0	0	13	19	0.00	2.000
38 Brian Wilson, R (8, 1) ERA: 5.25	0.2		3	1	0	0	1	0	0	0	0	0	0	7	10	0.00	1.500
Steve Kline, L (8, 1) ERA: 3.43	0.0		1	0	0	0	0	0	0	1	0	0	0	0	1	∞	∞

PITCHER	IP	WLS	BF	H	R	ER	SO	BB	IBB	HBP	BLK	WP	HR	S	P	ERA	WHIP
32 Kevin Correia, R (8, 1) ERA: 3.45	1.1	W	4	0	0	0	1	0	0	0	0	0	0	12	20	0.00	0.000
Mike Stanton, L (10, 1) ERA: 4.27	1.0	S	3	0	0	0	2	0	0	0	0	0	0	9	12	0.00	0.000

San Francisco Giants @ Cincinnati Reds
Great American Ball Park, Cincinnati, OH
Mon Sep 04 2006, 5:10 PM EDT
Att. 25,515 - Overcast - 73 F

San Francisco Giants @ Cincinnati Reds

Great American Ball Park, Cincinnati, OH

Tue Sep 05 2006, 7:10 PM EDT

Att. 20,751 - Partly Cloudy - 74 F

livebaseballscorecards.com

TOP

Batter	1	2	3	4	5	6	7	8	9	AB	R	H	RBI	BB	SO	LOB
Steve Finley, L (1, 8) OBP: 0.322, SLG: 0.388	B B C C F S 2-3 ① K			C B B B B 4-1 13 FC3-6 BB	C X 0-1 ③ G4-3			C B B X 2-1 ③ G6-3		3	0	0	0	1	1	2
13 Omar Vizquel, S (1, 6) OBP: 0.370, SLG: 0.403	B B C X 2-1 ② G1-3			B B C F X 2-2 ① FC3-6 FC6-4 1-2f	C B X 1-1 ① L4				C X 0-1 G5-4-3 1B	4	0	1	0	0	0	1
Shea Hillenbrand, R (1, 3) OBP: 0.318, SLG: 0.472	C X 0-1 ③ L6			X 0-0 ② FC6-4 BB 1-2f	B C F F S 1-3 ② K				C X 0-1 ① ② G5-4-3 1-2f	4	0	0	0	0	1	2
Barry Bonds, L (1, 7) OBP: 0.460, SLG: 0.534		C X 0-1 ① G4-3		C B B B B 4-1 1-2 BB	B B C X 2-1 ③ F7				X 0-0 ③ P5	3	0	0	0	1	0	0
Ray Durham, S (1, 4) OBP: 0.360, SLG: 0.521		C B B F F F X 2-2 ② P3		C B X 1-1 ③ P4			B F C B X 2-2 ① F8			3	0	0	0	0	0	2
Moises Alou, R (1, 9) OBP: 0.348, SLG: 0.533		F C B B B S 2-3 ③ K			S B C S S 1-3 ① K		B S B X 2-1 ② P6			3	0	0	0	0	2	0
Pedro Feliz, R (1, 5) OBP: 0.286, SLG: 0.444			X 0-0 ① P2		C S F B S 1-3 ② K		C B C B B F S 3-3 ③ K			3	0	0	0	0	2	0
50 Eliezer Alfonzo, R (1, 2) OBP: 0.319, SLG: 0.496			F B B B S T 2-2 ② K		B F X 1-1 1B 1B			S B X 1-1 ① G6-3		3	0	1	0	0	1	0
Matt Morris, R (1, 1) OBP: 0.211, SLG: 0.250 9 Mark Sweeney, L (8, PH) OBP: 0.336, SLG: 0.397 54 Scott Munter, R (8, 1)			X 0-0 ③ G6-3		B S B C X 2-2 1-3 1B			B B C B S X 3-2 ② G4-3		2 1 0	0 0 0	1 0 0	0 0 0	0 0 0	0 0 0	0 0 0

Inning Stats	1	2	3	4	5	6	7	8	9
	R: 0 E: 0 K: 1 S: 8	R: 0 E: 0 K: 1 S: 10	R: 0 E: 0 K: 1 S: 5	R: 0 E: 0 K: 0 S: 8	R: 0 E: 0 K: 2 S: 14	R: 0 E: 0 K: 1 S: 8	R: 0 E: 0 K: 1 S: 9	R: 0 E: 0 K: 0 S: 7	R: 0 E: 0 K: 0 S: 5
	H: 0 LOB: 0 BB: 0 P: 12	H: 0 LOB: 0 BB: 0 P: 14	H: 0 LOB: 0 BB: 0 P: 7	H: 0 LOB: 2 BB: 2 P: 19	H: 2 LOB: 2 BB: 0 P: 19	H: 0 LOB: 0 BB: 0 P: 12	H: 0 LOB: 0 BB: 0 P: 16	H: 0 LOB: 0 BB: 0 P: 13	H: 1 LOB: 0 BB: 0 P: 5

1B: 3 2B: 0 3B: 0 HR: 0 | SF: 0 SAC: 0 DP: 1 HBP: 0 | WP: 0 PB: 0 SB: 0 CS: 0 | PA: 31

PITCHER	IP	WLS	BF	H	R	ER	SO	BB	IBB	HBP	BLK	WP	HR	S	P	ERA	WHIP
61 Bronson Arroyo, R (1, 1) ERA: 3.33	9.0	W	31	3	0	0	7	2	0	0	0	0	0	74	117	0.00	0.556

AB	29
R	0
H	3
RBI	0
BB	2
SO	7
LOB	7

BOTTOM

Batter	1	2	3	4	5	6	7	8	9	AB	R	H	RBI	BB	SO	LOB
6 Ryan Freel, R (1, 8) OBP: 0.367, SLG: 0.401	B B B B 4-0 S 1B BB	F X 0-1 ① G5-3		C X 0-1 ① G5-3		C B B F X 2-2 ② G6-3				3	1	0	0	1	0	1
Scott Hatteberg, L (1, 3) OBP: 0.400, SLG: 0.473	B B B B 4-0 BB 1B 12 1-2 SF8 BB	C C F X 0-2 ② G6-3		C B X 1-1 ② G6-3		C X 0-1 ③ G3				3	1	0	0	1	0	1
Rich Aurilia, R (1, 6) OBP: 0.349, SLG: 0.539 (9, 5)	C X 0-1 BB 1-2 2-H 2B 1B	C F B F X 1-2 ③ F9		C B X 1-1 1B			X 0-0 G6-3 1B			4	1	3	1	0	0	0
Adam Dunn, L (1, 7) OBP: 0.370, SLG: 0.523 27 Chris Denorfia, R (8, 7) OBP: 0.322, SLG: 0.269	D C B B S F B 4-2 2B 1-2 2-3 BB		C F C 0-3 ① K	F B F 1 SAFE F S 1-3 ③ K			B S B X 2-1 ② ③ G6-3 1-2f			3 0	0 0	0 0	0 0	1 0	2 0	2 0
12 Edwin Encarnación, R (1, 5) OBP: 0.371, SLG: 0.512 9 Juan Castro, R (9, 6) OBP: 0.278, SLG: 0.353	C F X 0-2 ① SF8 3-H		C B B B C X 3-2 ② F7		X 0-0 ① G5-3		C X 0-1 ③ G6-3			3 0	0 0	0 0	1 0	0 0	0 0	0 0
Todd Hollandsworth, L (1, 9) OBP: 0.270, SLG: 0.428 Dewayne Wise, L (8, PR) OBP: 0.143, SLG: 0.143 (9, 9)	S X 0-1 1-3 2-H 2B	B C X 1-1 4 2B 1B			C B F F B X 2-2 ② F9			B B C X 2-1 26 G5-4-3 1B		4 0	0 0	3 0	1 0	0 0	0 0	0 0
4 Brandon Phillips, R (1, 4) OBP: 0.339, SLG: 0.448	D C B F B F S 3-3 ② K		X 0-0 1-3 2B		B B X 2-0 ③ G5-3			X 0-0 ① B1		4	0	1	0	0	1	3
26 David Ross, R (1, 2) OBP: 0.369, SLG: 0.623	4-0 IBB	4-0 IBB				X 0-0 2B		1 SAFE B X 1-0 ② ③ G5-4-3 1-2f		2	0	1	0	2	0	1
61 Bronson Arroyo, R (1, 1) OBP: 0.153, SLG: 0.232	B C S C 1-3 ③ K	X 0-0 ③ B1-3				B X 1-0 ① G5-3				3	0	0	0	0	1	7

Inning Stats	1	2	3	4	5	6	7	8	9
	R: 3 E: 0 K: 2 S: 17	R: 0 E: 0 K: 0 S: 10	R: 0 E: 0 K: 1 S: 10	R: 0 E: 0 K: 1 S: 10	R: 0 E: 0 K: 0 S: 6	R: 0 E: 0 K: 0 S: 7	R: 0 E: 0 K: 0 S: 5	R: 0 E: 0 K: 0 S: 4	
	H: 2 LOB: 3 BB: 4 P: 37	H: 0 LOB: 0 BB: 0 P: 11	H: 2 LOB: 3 BB: 1 P: 18	H: 1 LOB: 1 BB: 0 P: 13	H: 0 LOB: 0 BB: 0 P: 10	H: 1 LOB: 1 BB: 0 P: 10	H: 1 LOB: 0 BB: 0 P: 7	H: 1 LOB: 1 BB: 0 P: 7	

1B: 5 2B: 3 3B: 0 HR: 0 | SF: 1 SAC: 0 DP: 2 HBP: 0 | WP: 0 PB: 0 SB: 1 CS: 0 | PA: 35

PITCHER	IP	WLS	BF	H	R	ER	SO	BB	IBB	HBP	BLK	WP	HR	S	P	ERA	WHIP
Matt Morris, R (1, 1) ERA: 4.54	7.0	L	32	7	3	3	4	3	2	0	0	0	0	65	106	3.86	1.429
54 Scott Munter, R (8, 1) ERA: 6.87	1.0		3	1	0	0	0	0	0	0	0	0	0	4	7	0.00	1.000

TOP

Batter	1	2	3	4	5	6	7	8	9	AB	R	H	RBI	BB	SO	LOB
Steve Finley, L (1, 8) OBP: 0.321, SLG: 0.389	B B C X 2-1 G4-3 SF8 2B		X 0-0 L8 ②		B B X 2-0 G3 ②		X 0-0 P2 ③			4	1	1	0	0	0	1
Todd Linden, S (1, 9) (6, 7) OBP: 0.362, SLG: 0.472	X 0-0 G4-3 ① 2-3		F B B X 2-1 WP 1B		B X 1-0 L5 ③			B B C B X 3-1 L4 ①		4	0	1	0	0	0	1
Shea Hillenbrand, R (1, 5) (6, 3) OBP: 0.316, SLG: 0.469	F D F F F B X 2-2 SF8 ② 3-H		B S C D S 2-3 K 1-3			B C B F X 2-2 G6-3 ①		X 0-0 P4 ②		3	0	0	1	0	1	1
9 Mark Sweeney, L (1, 7) OBP: 0.332, SLG: 0.392	B X 1-0 F7 ③		C B X 1-1 F9 ③			B B X 2-0 F9 ②		B C S S 1-3 K ③		3	0	0	0	0	0	2
32 Kevin Correia, R (6, 1) OBP: 0.091, SLG: 0.091										1	0	0	0	0	1	0
Steve Kline, S (8, 1)										0	0	0	0	0	0	0
31 Vinnie Chulk, R (8, 1)										0	0	0	0	0	0	0
Mike Stanton, L (9, 1)										0	0	0	0	0	0	0
Ray Durham, S (1, 4) OBP: 0.361, SLG: 0.535		B F C B X 2-2 HR		F F F B F B T 2-2 K ①		C C F F X 0-2 HR			C B B F F B X 3-2 F8 ①	4	2	2	2	0	1	0
Lance Niekro, R (1, 3) OBP: 0.292, SLG: 0.384	C F B X 1-2 F9 ①			B X 1-0 1B		B X 1-0 L8 ③			X 0-0 G4-3 ②	3	0	1	0	0	0	0
Pedro Feliz, R (6, 5) OBP: 0.286, SLG: 0.443										1	0	0	0	0	0	0
50 Eliezer Alfonzo, R (1, 2) OBP: 0.314, SLG: 0.487	X 0-0 F9 ②			C F F S 0-3 K ②			B S F S 1-3 K ①		B C B B F C 3-3 K ③	4	0	0	0	0	3	1
Tomas De La Rosa, R (1, 6) OBP: 0.222, SLG: 0.125	C X 0-1 L5 ③			F B X 1-1 G1-3 ③			C X 0-1 F8 ②			3	0	0	0	0	0	1
13 Omar Vizquel, S (9, 6) OBP: 0.370, SLG: 0.403										0	0	0	0	0	0	0
53 Jonathan Sánchez, L (1, 1)			C F X 0-2 G5-3 ①		X 0-0 F7 ①		X 0-0 2B			2	0	0	0	0	0	0
Jason Ellison, R (6, 9) OBP: 0.278, SLG: 0.375										1	0	1	0	0	0	0
Inning Stats	R: 1 E: 0 K: 0 S: 9 H: 1 LOB: 0 BB: 0 P: 14	R: 1 E: 0 K: 0 S: 9 H: 1 LOB: 0 BB: 0 P: 12	R: 0 E: 0 K: 1 S: 11 H: 1 LOB: 2 BB: 0 P: 16	R: 0 E: 0 K: 2 S: 12 H: 1 LOB: 1 BB: 0 P: 16	R: 0 E: 0 K: 0 S: 3 H: 0 LOB: 0 BB: 0 P: 6	R: 1 E: 0 K: 0 S: 10 H: 1 LOB: 0 BB: 0 P: 15	R: 0 E: 0 K: 1 S: 7 H: 1 LOB: 1 BB: 0 P: 8	R: 0 E: 0 K: 1 S: 6 H: 0 LOB: 0 BB: 0 P: 10	R: 0 E: 0 K: 1 S: 8 H: 0 LOB: 0 BB: 0 P: 14	1B: 2 2B: 2 3B: 0 HR: 2	SF: 1 SAC: 0 DP: 0 HBP: 0						

PITCHER		IP	WLS	BF	H	R	ER	SO	BB	IBB	HBP	BLK	WP	HR	S	P	ERA	WHIP
Sun-Woo Kim, R ERA: 12.75	(1, 1)	5.0	L	20	4	2	2	3	0	0	0	0	1	1	44	64	3.60	0.800
Ryan Franklin, R ERA: 4.61	(6, 1)	1.2		7	2	1	1	1	0	0	0	0	0	1	16	22	5.40	1.200
Rheal Cormier, L ERA: 2.35	(7, 1)	0.1		1	0	0	0	0	0	0	0	0	0	0	1	1	0.00	0.000
25 David Weathers, R ERA: 3.97	(8, 1)	1.0		3	0	0	0	1	0	0	0	0	0	0	6	10	0.00	0.000
Scott Schoeneweis, L ERA: 5.52	(9, 1)	1.0		3	0	0	0	1	0	0	0	0	0	0	8	14	0.00	0.000

PITCHER	IP	WLS	BF	H	R	ER	SO	BB	IBB	HBP	BLK	WP	HR	S	P	ERA	WHIP

BOTTOM

Batter	1	2	3	4	5	6	7	8	9	AB	R	H	RBI	BB	SO	LOB
6 Ryan Freel, R (1, 8) OBP: 0.366, SLG: 0.400	C X 0-1 F8 ①		C B B B F X 3-2 P4 ③		B B C F B S 3-3 K ③ 1-2 2-3			B X 1-0 2B 1B		4	1	1	0	0	1	2
Royce Clayton, R (1, 6) OBP: 0.305, SLG: 0.342	C B B X 2-1 F7 ②			B F X 1-1 L9 ①		B B C F S 2-3 K ①		D F F B F F 1 SAFE F X 2-2 1-H 2B		4	0	1	1	0	1	0
Rich Aurilia, R (1, 3) OBP: 0.346, SLG: 0.533	C B X 1-1 G5-3 ③			X 0-0 F8 ②		B B B C C F F F S 3-3 K ②		B S S S F F F X 1-2 P6 ①		4	0	0	0	0	1	1
Adam Dunn, L (1, 7) OBP: 0.371, SLG: 0.522		B F S B B B 4-2 BB		B C C B F S 2-3 K ③		B B X 2-0 12 1B 1B		C C B F S 1-3 K ②		3	0	1	0	1	2	1
12 Edwin Encarnación, R (1, 5) OBP: 0.375, SLG: 0.513		S F X 0-2 L4 ①			F C B F X 1-2 4 S 1B 1B	X 0-0 1-2 1B		S B B B B 4-1 BB		3	1	2	0	1	0	1
26 David Ross, R (1, 2) OBP: 0.363, SLG: 0.611	C S 1 SAFE S 0-3 K ②				B F C S 1-3 K ①	X 0-0 F9 ③		X 0-0 F8 ③		4	0	0	0	0	2	6
4 Brandon Phillips, R (1, 4) OBP: 0.339, SLG: 0.445	B X 1-0 F9 ③			F B B 1 SAFE B S F F B 4-2 6 S 1B 1-2 BB			C X 0-1 F8 ①		X 0-0 F8 ①	3	0	0	0	1	0	1
27 Chris Denorfia, R (1, 9) OBP: 0.311, SLG: 0.259			C C S 0-3 K ①		S X 0-1 F4 ②		C F S 0-3 K ②		B C X 1-1 L7 ②	2	0	0	0	0	1	2
Todd Hollandsworth, L (7, PH) (8, 9) OBP: 0.269, SLG: 0.426										1	0	0	0	0	1	0
9 Juan Castro, R (9, PH) OBP: 0.277, SLG: 0.351										1	0	0	0	0	0	0
Sun-Woo Kim, R (1, 1) OBP: 0.500, SLG: 1.000										1	0	0	0	0	0	0
Norris Hopper, R (5, PH) OBP: 0.500, SLG: 0.500										1	0	1	1	0	0	0
Ryan Franklin, R (6, 1)										0	0	0	0	0	0	0
Rheal Cormier, L (7, 1)										0	0	0	0	0	0	0
Ray Olmedo, S (7, PH) OBP: 0.368, SLG: 0.412										1	0	0	0	0	0	0
25 David Weathers, R (8, 1)			B C B F X 2-2 F9 ②		B F F F X 1-2 6 S 1B 1-2 2-H		C X 0-1 G3 ③		X 0-0 F7 ③	0	0	0	0	0	0	0
Scott Schoeneweis, L (9, 1)										0	0	0	0	0	0	0
Scott Hatteberg, L (9, PH) OBP: 0.400, SLG: 0.471										1	0	0	0	0	0	0
Inning Stats	R: 0 E: 0 K: 0 S: 6 H: 0 LOB: 0 BB: 0 P: 9	R: 0 E: 0 K: 1 S: 9 H: 0 LOB: 1 BB: 1 P: 14	R: 0 E: 0 K: 1 S: 9 H: 0 LOB: 0 BB: 0 P: 14	R: 0 E: 0 K: 1 S: 7 H: 0 LOB: 0 BB: 0 P: 10	R: 1 E: 0 K: 2 S: 19 H: 2 LOB: 2 BB: 1 P: 29	R: 0 E: 0 K: 2 S: 12 H: 2 LOB: 2 BB: 0 P: 19	R: 0 E: 0 K: 1 S: 7 H: 0 LOB: 0 BB: 0 P: 7	R: 1 E: 0 K: 1 S: 19 H: 2 LOB: 2 BB: 1 P: 28	R: 0 E: 0 K: 0 S: 4 H: 0 LOB: 0 BB: 0 P: 5	1B: 5 2B: 1 3B: 0 HR: 0	SF: 0 SAC: 0 DP: 0 HBP: 0						

PITCHER		IP	WLS	BF	H	R	ER	SO	BB	IBB	HBP	BLK	WP	HR	S	P	ERA	WHIP
53 Jonathan Sánchez, L ERA: 1.42	(1, 1)	5.2	W	22	3	1	1	7	2	0	0	0	0	0	60	93	1.59	0.882
32 Kevin Correia, R ERA: 3.51	(6, 1)	1.2	H	8	3	1	1	1	0	0	0	0	0	0	22	26	5.40	1.800
Steve Kline, L ERA: 3.4	(8, 1)	0.1	H	1	0	0	0	1	0	0	0	0	0	0	4	5	0.00	0.000
31 Vinnie Chulk, R ERA: 5.03	(8, 1)	0.1	H	2	0	0	0	0	1	0	0	0	0	0	2	6	0.00	3.000
Mike Stanton, L ERA: 4.2	(9, 1)	1.0	S	3	0	0	0	0	0	0	0	0	0	0	4	5	0.00	0.000

PITCHER	IP	WLS	BF	H	R	ER	SO	BB	IBB	HBP	BLK	WP	HR	S	P	ERA	WHIP

San Francisco Giants @ Cincinnati Reds
Great American Ball Park, Cincinnati, OH
Wed Sep 06 2006, 12:35 PM EDT
Att. 20,575 - Partly Cloudy - 69 F

livebaseballscorecards.com

AB	33
R	3
H	6
RBI	3
BB	0
SO	6
LOB	7

AB	33
R	2
H	6
RBI	2
BB	3
SO	9
LOB	14

WP: 2	PA: 34	1B: 2	SF: 1	R: 2	E: 0	LOB: 7	PB: 0	2B: 2	SAC: 0	R: 3	E: 0	LOB: 7	SB: 0	3B: 0	DP: 0	R: 3	E: 0	LOB: 14
		HR: 2	HBP: 0		K: 0		CS: 0				K: 0						K: 0	
					S: 6						S: 6						S: 9	

TOP

Batter	1	2	3	4	5	6	7	8	9	AB	R	H	RBI	BB	SO	LOB
6 Chris Duffy, L (1, 8) OBP: 0.295, SLG: 0.312	C B B X 2-1 2 1B 2B		C B F S 1-3 ② K		B X 1-0 ③ F8		F S D C 1-3 ③ K			4	0	1	0	0	2	2
2 Jack Wilson, R (1, 6) OBP: 0.318, SLG: 0.379	L B X 1-1 12 FC1-6 2-3 1B		F B B B X 3-1 ③ P2			C B X 1-1 WP 1B		B X 1-0 ① G6-3		4	0	2	0	0	0	0
12 Freddy Sanchez, R (1, 4) OBP: 0.378, SLG: 0.476	C X 0-1 ① FC1-6 G6-4-3 1-2f			X 0-0 ① G5-3		B F 1 SAFE B X 2-1 ① F8		B X 1-0 ② G6-3		4	0	0	0	0	0	3
Jason Bay, R (1, 7) OBP: 0.389, SLG: 0.527	B S T F B B X 3-2 ②③ G6-4-3 1-2f			C B S X 1-2 ② G6-3		C C X 0-2 ② F7		X 0-0 ③ G5-3		4	0	0	0	0	0	3
Xavier Nady, R (1, 9) OBP: 0.353, SLG: 0.480		C B B X 2-1 ① G5-3		B B B C X 3-1 1B		B B B B 4-0 1-2 BB			B F X 1-1 ① L8	3	0	1	0	1	0	0
41 Ryan Doumit, S (1, 3) OBP: 0.301, SLG: 0.371		B S C B X 2-2 HR		C S T B B F B S 3-3 ③ K		B X 1-0 ③ G3-1			S C B X 1-2 ② G3-1	4	1	1	1	0	1	3
26 Ronny Paulino, R (1, 2) OBP: 0.369, SLG: 0.400		B B S F X 2-2 ② G6-3			X 0-0 45 SH1-4 1B		X 0-0 SH1 1B		X 0-0 HBP 1B	3	0	2	0	0	0	0
Carlos Maldonado, R (8, 2) OBP: 1.000, SLG: 1.000										1	0	1	0	0	0	0
José Bautista, R (1, 5) OBP: 0.342, SLG: 0.429		C B B B S B C 3-3 ③			S S S 0-3 ① K		X 0-0 ① SH1 1-2		F F H 1-2 HBP 1-2	2	0	0	0	0	2	1
45 Ian Snell, R (1, 1) OBP: 0.102, SLG: 0.085			C F C 0-3 ① K		X 0-0 ② SH1-4 1-2		F B X 1-1 ② G1-3		B X 1-0 ③ G4-3	1	0	0	0	0	1	0
Joe Randa, R (7, PH) OBP: 0.308, SLG: 0.372										1	0	0	0	0	0	1
59 Brian Rogers, R (7, 1)										0	0	0	0	0	0	0
36 Juan Pablo Perez, R (7, 1)										0	0	0	0	0	0	0
44 Josh Sharpless, R (7, 1)										0	0	0	0	0	0	0
10 Rajai Davis, R (9, PH) OBP: 0.273, SLG: 0.300										1	0	0	0	0	0	2
Inning Stats	R: 0 E: 0 K: 0 S: 10 H: 2 LOB: 1 BB: 0 P: 16	R: 1 E: 0 K: 1 S: 11 H: 1 LOB: 0 BB: 0 P: 20	R: 0 E: 0 K: 2 S: 8 H: 0 LOB: 0 BB: 0 P: 12	R: 0 E: 0 K: 1 S: 11 H: 1 LOB: 1 BB: 0 P: 18	R: 0 E: 0 K: 1 S: 6 H: 1 LOB: 1 BB: 0 P: 7	R: 0 E: 0 K: 0 S: 8 H: 1 LOB: 2 BB: 1 P: 16	R: 0 E: 0 K: 1 S: 7 H: 1 LOB: 1 BB: 0 P: 9	R: 0 E: 0 K: 0 S: 3 H: 0 LOB: 0 BB: 0 P: 5	R: 0 E: 0 K: 0 S: 9 H: 1 LOB: 2 BB: 0 P: 13	1B: 6 2B: 1 3B: 0 HR: 1 SF: 0 SAC: 2 DP: 1 HBP: 1						

PITCHER		IP	WLS	BF	H	R	ER	SO	BB	IBB	HBP	BLK	WP	HR	S	P	ERA	WHIP
Kyle Lohse, R ERA: 5.35	(1, 1)	7.0	W	28	7	1	1	6	1	0	0	0	1	1	61	98	1.29	1.143
56 Todd Coffey, R ERA: 3.54	(8, 1)	1.0		3	0	0	0	0	0	0	0	0	0	0	3	5	0.00	0.000
38 Gary Majewski, R ERA: 4.73	(9, 1)	1.0		5	1	0	0	0	0	0	1	0	0	0	9	13	0.00	1.000

PITCHER		IP	WLS	BF	H	R	ER	SO	BB	IBB	HBP	BLK	WP	HR	S	P	ERA	WHIP

Pittsburgh Pirates @ Cincinnati Reds
Great American Ball Park, Cincinnati, OH
Fri Sep 08 2006, 7:10 PM EDT
Att. 17,632 - Partly Cloudy - 82 F

livebaseballscorecards.com

AB	32
R	1
H	8
RBI	1
BB	1
SO	6
LOB	15

BOTTOM

Batter	1	2	3	4	5	6	7	8	9	AB	R	H	RBI	BB	SO	LOB
6 Ryan Freel, R (1, 8) OBP: 0.370, SLG: 0.410	B X 1-0 HR		X 0-0 ① G4-3		C X 0-1 G6-3 1B	B B X 2-0 1-2 1B	B S C F B B D 4-2 1B 1-2 BB			4	1	3	1	1	0	0
Scott Hatteberg, L (1, 3) OBP: 0.400, SLG: 0.469	B C X 1-1 ① F8		C B B B 4-1 12 FC5 BB		1 SAFE 1 SAFE C B 1 SAFE X 1-1 ①② G6-3 1-2f	B C S F X 1-2 ③ F7	B B X 2-0 1-3 2-H 3-H 1B			4	0	1	2	1	0	3
Rich Aurilia, R (1, 6) OBP: 0.349, SLG: 0.534 56 Todd Coffey, R (8, 1) 38 Gary Majewski, R (9, 1)	C B S B B C 3-2 FC3-6 1B		B B B C X 3-1 ② F9		B S B F B B X 3-2 1B		HR 1B G5-3			5 0 0	1 0 0	3 0 0	0 0 0	0 0 0	0 0 0	3 0 0
Adam Dunn, L (1, 7) OBP: 0.371, SLG: 0.527 9 Juan Castro, R (8, 6) OBP: 0.275, SLG: 0.350 (9, 5)	B X 1-0 ② FC3-6 1-2f		F B D D B 4-1 12 FC5 1-2 BB		B X 1-0 ③ F8	C X 0-1 1-H HR	X 0-0 ① F9			3 1	1 0	1 0	2 0	1 0	0 0	2 0
12 Edwin Encarnación, R (1, 5) OBP: 0.376, SLG: 0.512 Ray Olmedo, S (8, PH) OBP: 0.350, SLG: 0.389 (9, 6)	C B B F 1 SAFE F X 2-2 ③ L6		B X 1-0 ③ FC5 1-2 2-3f			B H 2-0 HR HBP	C X 0-1 1B SF9 1B	B X 1-0 ② G4-3		3 1	2 0	1 0	0 0	0 0	0 0	3 0
Javier Valentin, S (1, 2) OBP: 0.302, SLG: 0.433		B B B C F C 3-3 ① K		B X 1-0 HR		F B C X 1-2 1-H HR	X 0-0 27 FC4-6 4 1B 1-3 1B	B B B C B 4-1 BB		4	3	3	3	1	1	0
Todd Hollandsworth, L (1, 9) OBP: 0.270, SLG: 0.421 Norris Hopper, R (7, PH) OBP: 0.500, SLG: 0.500 (8, 9)	F S S 0-3 ② K			F B B B F X 2-2 ① F7		B B B B 4-0 FC1-6 BB	X 0-0 ① SF9 3-H	B B B B 4-0 1-2 BB		2 0	0 0	0 0	0 0	1 1	1 0	0 0
4 Brandon Phillips, R (1, 4) OBP: 0.337, SLG: 0.442	C F B S 1-3 K			B C X 1-1 ② F7		C 1 SAFE S C 0-3 ① K	S X 0-1 27 FC4-6 1-2 1B	B X 1-0 ③ G5-3		5	0	1	0	0	2	3
Kyle Lohse, R OBP: 0.176, SLG: 0.176 27 Chris Denorfia, R (7, PH) OBP: 0.306, SLG: 0.255 (8, 7)	C X 0-1 ③ G6-3			C S B B S 2-3 ③ K		B C L X 1-2 ② FC1-6 6 1B 1-2f	C C F X 0-2 ② FC4-6 6 BB 1B 1-2f 2-3			3 1	0 1	0 0	0 0	0 0	1 0	2 2
Inning Stats	R: 1 E: 0 K: 0 S: 11 H: 2 LOB: 1 BB: 0 P: 19	R: 0 E: 0 K: 3 S: 11 H: 0 LOB: 1 BB: 0 P: 15	R: 0 E: 0 K: 0 S: 6 H: 0 LOB: 2 BB: 2 P: 18	R: 1 E: 0 K: 1 S: 9 H: 1 LOB: 0 BB: 1 P: 15	R: 0 E: 0 K: 0 S: 8 H: 2 LOB: 1 BB: 0 P: 13	R: 2 E: 0 K: 1 S: 14 H: 2 LOB: 2 BB: 1 P: 25	R: 5 E: 0 K: 0 S: 22 H: 6 LOB: 2 BB: 1 P: 30	R: 0 E: 0 K: 0 S: 4 H: 0 LOB: 2 BB: 2 P: 14		1B: 9 2B: 0 3B: 0 HR: 4 SF: 1 SAC: 0 DP: 1 HBP: 1						

PITCHER		IP	WLS	BF	H	R	ER	SO	BB	IBB	HBP	BLK	WP	HR	S	P	ERA	WHIP
Ian Snell, R ERA: 4.88	(1, 1)	6.0	L	29	7	4	4	5	3	0	1	0	1	3	59	105	6.00	1.667
59 Brian Rogers, R ERA: 13.5	(7, 1)	0.0		4	4	4	4	0	0	0	0	0	0	1	8	8	∞	∞
36 Juan Pablo Perez, L ERA: 9.0	(7, 1)	0.2		5	2	1	1	0	1	0	0	0	0	0	11	17	13.50	4.500
44 Josh Sharpless, R ERA: 1.35	(7, 1)	1.1		6	0	0	0	0	2	0	0	0	0	0	7	19	0.00	1.500

PITCHER		IP	WLS	BF	H	R	ER	SO	BB	IBB	HBP	BLK	WP	HR	S	P	ERA	WHIP

Pittsburgh Pirates @ Cincinnati Reds

Great American Ball Park, Cincinnati, OH

Sat Sep 09 2006, 6:10 PM EDT

Att. 25,040 - Partly Cloudy - 84 F

livebaseballscorecards.com

TOP

Batter	1	2	3	4	5	6	7	8	9	AB	R	H	RBI	BB	SO	LOB
6 Chris Duffy, L (1, 8) OBP: 0.298, SLG: 0.324	K		12 G6-3 3B		2 FC5-4 1B		G3 3-H		SH1-3 1-2	4	1	2	1	0	1	0
2 Jack Wilson, R (1, 6) OBP: 0.317, SLG: 0.376	G1-3		P6		FC5-4 12 F9-3 1-2f		B2-3		2B BB	4	1	0	0	1	0	2
12 Freddy Sanchez, R (1, 5) OBP: 0.376, SLG: 0.473	L9		G6-3 3-H		F9-3 1-1			26 WP 26 1B BB 1B	F9	5	1	1	1	0	0	3
Jason Bay, R (1, 7) OBP: 0.391, SLG: 0.534		HR	G3			K		26 1B 1-2 BB	1-H 2-H 2B	4	1	2	3	1	1	0
Xavier Nady, R (1, 9) OBP: 0.355, SLG: 0.480 (8, 3)		26 1B 1B	G5-3		41 G5-3 1B			B3	IBB	4	0	2	0	1	0	2
41 Ryan Doumit, S (1, 3) OBP: 0.299, SLG: 0.396		P5	HR		G5-3		F7	K		4	1	1	1	0	0	4
34 John Grabow, L (8, 1)					1-2					0	0	0	0	0	0	0
16 Salomon Torres, R (8, 1) OBP: 0.200, SLG: 0.200										1	0	0	0	0	1	2
26 Ronny Paulino, R (1, 2) OBP: 0.370, SLG: 0.401		1-2 1B	K		G5-3			1-2 2-H 1B		4	0	2	1	0	1	1
Jose Castillo, R (1, 4) OBP: 0.314, SLG: 0.409		P4	E4				10 SH1-4 6 G3 2B	K		4	1	1	0	0	1	4
28 Paul Maholm, L (1, 1) OBP: 0.164, SLG: 0.115		K	K				SH1-4 2-3		E5 6 SH1-3 2B	2	0	0	0	0	2	3
10 Rajai Davis, R (7, PH) OBP: 0.273, SLG: 0.300										0	0	0	0	0	0	0
55 Matt Capps, R (7, 1)										0	0	0	0	0	0	0
José Bautista, R (8, 9) OBP: 0.341, SLG: 0.428										1	1	0	0	0	0	0
Inning Stats	R: 0 E: 0 K: 1 S: 8 H: 0 LOB: 0 BB: 0 P: 10	R: 1 E: 0 K: 1 S: 13 H: 3 LOB: 2 BB: 0 P: 19	R: 1 E: 0 K: 0 S: 10 H: 1 LOB: 0 BB: 0 P: 14	R: 1 E: 1 K: 2 S: 12 H: 1 LOB: 1 BB: 0 P: 21	R: 0 E: 0 K: 0 S: 7 H: 1 LOB: 0 BB: 0 P: 9	R: 0 E: 0 K: 1 S: 7 H: 1 LOB: 1 BB: 0 P: 12	R: 1 E: 0 K: 0 S: 4 H: 1 LOB: 0 BB: 0 P: 6	R: 1 E: 0 K: 1 S: 13 H: 2 LOB: 2 BB: 1 P: 22	R: 2 E: 1 K: 1 S: 13 H: 1 LOB: 2 BB: 2 P: 24	1B: 6 2B: 3 3B: 1 HR: 2	SF: 0 SAC: 2 DP: 1 HBP: 0						

PITCHER		IP	WLS	BF	H	R	ER	SO	BB	IBB	HBP	BLK	WP	HR	S	P	ERA	WHIP
39 Aaron Harang, R ERA: 3.83	(1, 1)	7.0		29	8	4	4	5	0	0	0	0	0	2	61	91	5.14	1.143
56 Todd Coffey, R ERA: 3.62	(8, 1)	1.0	L	6	2	1	1	1	1	0	0	0	1	0	13	22	9.00	3.000
Ryan Franklin, R ERA: 4.54	(9, 1)	1.0		7	1	2	0	1	1	1	0	0	0	0	13	24	0.00	2.000

AB	37
R	7
H	11
RBI	7
BB	3
SO	7
LOB	21

PITCHER		IP	WLS	BF	H	R	ER	SO	BB	IBB	HBP	BLK	WP	HR	S	P	ERA	WHIP

BOTTOM

Batter	1	2	3	4	5	6	7	8	9	AB	R	H	RBI	BB	SO	LOB
6 Ryan Freel, R (1, 8) OBP: 0.367, SLG: 0.406	K		K		K2-3		SH1-3 2-3		G5-3	4	0	0	0	0	3	0
Royce Clayton, R (1, 6) OBP: 0.306, SLG: 0.342	2B 12 SF9 1B		BB		K		SF9 3-H		F8	3	1	1	1	1	1	0
Rich Aurilia, R (1, 3) OBP: 0.353, SLG: 0.539	1-3 2B		L8		12 2B 1B		1B			4	0	3	0	0	0	1
12 Edwin Encarnación, R (1, 5) OBP: 0.375, SLG: 0.513	SF9 3-H			K	1-3 2B		P2			3	0	1	1	0	1	1
Adam Dunn, L (1, 7) OBP: 0.371, SLG: 0.524	SAFE G5-3			4 HR BB	K			K		3	1	0	0	1	2	3
4 Brandon Phillips, R (1, 4) OBP: 0.337, SLG: 0.447		F8		HR		G6-3		F7		4	1	1	2	0	0	0
Norris Hopper, R (1, 9) OBP: 0.400, SLG: 0.375		G6-3		B3		F8		1B		4	0	1	0	0	0	0
Jason LaRue, R (1, 2) OBP: 0.310, SLG: 0.320		G6-3		1B		G4-3		SAFE SAFE G3		3	0	1	0	0	0	0
26 David Ross, R (8, PH) OBP: 0.363, SLG: 0.611										0	0	0	0	0	0	0
Javier Valentin, S (8, PH) (9, 2) OBP: 0.300, SLG: 0.430										1	0	0	0	0	0	1
39 Aaron Harang, R (1, 1) OBP: 0.154, SLG: 0.127		L8		P3			6 SH1-3 SF9 2B		L9	2	0	0	0	0	0	1
Dewayne Wise, L (7, PH) OBP: 0.200, SLG: 0.267										1	1	1	0	0	0	0
56 Todd Coffey, R (8, 1)										0	0	0	0	0	0	0
Ryan Franklin, R (9, 1)										0	0	0	0	0	0	0
Scott Hatteberg, L (9, PH) OBP: 0.399, SLG: 0.468										1	0	0	0	0	0	0
Inning Stats	R: 1 E: 0 K: 1 S: 11 H: 2 LOB: 1 BB: 0 P: 16	R: 0 E: 0 K: 0 S: 7 H: 0 LOB: 0 BB: 0 P: 8	R: 0 E: 0 K: 1 S: 9 H: 0 LOB: 1 BB: 1 P: 17	R: 2 E: 0 K: 1 S: 14 H: 2 LOB: 1 BB: 1 P: 23	R: 0 E: 0 K: 3 S: 12 H: 2 LOB: 2 BB: 0 P: 20	R: 0 E: 0 K: 0 S: 4 H: 0 LOB: 0 BB: 0 P: 7	R: 1 E: 0 K: 0 S: 15 H: 2 LOB: 1 BB: 0 P: 20	R: 0 E: 0 K: 1 S: 10 H: 1 LOB: 1 BB: 0 P: 16	R: 0 E: 0 K: 0 S: 9 H: 0 LOB: 0 BB: 0 P: 13	1B: 5 2B: 3 3B: 0 HR: 1	SF: 2 SAC: 1 DP: 0 HBP: 0						

PITCHER		IP	WLS	BF	H	R	ER	SO	BB	IBB	HBP	BLK	WP	HR	S	P	ERA	WHIP
28 Paul Maholm, L ERA: 4.9	(1, 1)	6.0		26	6	3	3	6	2	0	0	0	0	1	57	91	4.50	1.333
55 Matt Capps, R ERA: 3.75	(7, 1)	1.0	W	5	2	1	1	0	0	0	0	0	0	0	15	20	9.00	2.000
34 John Grabow, L ERA: 4.04	(8, 1)	0.2	H	3	1	0	0	1	0	0	0	0	0	0	7	11	0.00	1.500
16 Salomon Torres, R ERA: 3.42	(8, 1)	1.1	S	4	0	0	0	0	0	0	0	0	0	0	12	18	0.00	0.000

AB	33
R	4
H	9
RBI	4
BB	2
SO	7
LOB	7

PITCHER		IP	WLS	BF	H	R	ER	SO	BB	IBB	HBP	BLK	WP	HR	S	P	ERA	WHIP

TOP

Batter	1	2	3	4	5	6	7	8	9	AB	R	H	RBI	BB	SO	LOB
6 Chris Duffy, L (1, 8) OBP: 0.297, SLG: 0.322	G4-3		F9			1B			G3	4	1	1	0	0	0	0
2 Jack Wilson, R (1, 6) OBP: 0.318, SLG: 0.377	K			F9		1B			FC5-4 1B	4	1	2	0	0	1	0
12 Freddy Sanchez, R (1, 5) OBP: 0.377, SLG: 0.473	HBP			G6-3		1B			F7	3	0	1	2	0	0	1
Jason Bay, R (1, 7) OBP: 0.388, SLG: 0.530	K			G5-3			G6-3		FC5-4 1-2f	4	0	0	0	0	1	2
41 Ryan Doumit, S (1, 3) OBP: 0.300, SLG: 0.394		L3			G6-4-3 1B		G1-3			3	0	1	0	0	0	0
Xavier Nady, R (1, 9) OBP: 0.353, SLG: 0.476		F7			G6-4-3 1-2f		P3			3	0	0	0	0	0	1
Jose Castillo, R (1, 4) OBP: 0.312, SLG: 0.407		G2			G6-3			K		3	0	0	0	0	1	0
Carlos Maldonado, R (1, 2) OBP: 0.250, SLG: 0.250			F8			K		K		3	0	0	0	0	2	0
27 Shane Youman, L (1, 1) 44 Josh Sharpless, R (6, 1) José Bautista, R (8, PH) OBP: 0.340, SLG: 0.427 54 Jonah Bayliss, R (8, 1)			K			K		P6		2 0 1 0	0 0 0 0	0 0 0 0	0 0 0 0	0 0 0 0	2 0 0 0	0 0 0 0

Inning Stats	1	2	3	4	5	6	7	8	9
	R: 0 E: 0 K: 2 S: 15	R: 0 E: 0 K: 0 S: 10	R: 0 E: 0 K: 1 S: 6	R: 0 E: 0 K: 0 S: 4	R: 0 E: 0 K: 0 S: 7	R: 2 E: 0 K: 2 S: 15	R: 0 E: 0 K: 0 S: 6	R: 0 E: 0 K: 2 S: 12	R: 0 E: 0 K: 0 S: 11
	H: 0 LOB: 1 BB: 0 P: 24	H: 0 LOB: 0 BB: 0 P: 11	H: 0 LOB: 0 BB: 0 P: 9	H: 0 LOB: 0 BB: 0 P: 5	H: 1 LOB: 0 BB: 0 P: 9	H: 3 LOB: 1 BB: 0 P: 23	H: 0 LOB: 0 BB: 0 P: 10	H: 0 LOB: 0 BB: 0 P: 17	H: 1 LOB: 1 BB: 0 P: 17

PITCHER		IP	WLS	BF	H	R	ER	SO	BB	IBB	HBP	BLK	WP	HR	S	P	ERA	WHIP
61 Bronson Arroyo, R ERA: 3.29	(1, 1)	8.0	W	27	4	2	2	7	0	0	1	0	1	0	75	108	2.25	0.500
Scott Schoeneweis, L ERA: 5.4	(9, 1)	1.0	S	4	1	0	0	0	0	0	0	0	0	0	11	17	0.00	1.000

1B: 5	SF: 0
2B: 0	SAC: 0
3B: 0	DP: 1
HR: 0	HBP: 1

WP: 1	PA: 31
PB: 0	
SB: 0	
CS: 0	

BOTTOM

Batter	1	2	3	4	5	6	7	8	9	AB	R	H	RBI	BB	SO	LOB
Norris Hopper, R (1, 8) OBP: 0.462, SLG: 0.400	G6-4-3 BB		SH1-3		1B		P4			2	0	1	0	1	0	0
Royce Clayton, R (1, 6) OBP: 0.306, SLG: 0.343	P6		G6-3		G4-3		1B 2B			4	1	1	0	0	0	3
Rich Aurilia, R (1, 3) OBP: 0.356, SLG: 0.539	G6-4-3 1-2f		BB			1B BB	12 S 1B			2	1	1	1	2	0	1
12 Edwin Encarnación, R (1, 5) OBP: 0.373, SLG: 0.510 9 Juan Castro, R (9, 5) OBP: 0.275, SLG: 0.350		G3	G5-3			1B 26 SF7 1B	K			4 0	1 0	1 0	1 0	0 0	3 0	3 0
Adam Dunn, L (1, 7) OBP: 0.372, SLG: 0.523 Dewayne Wise, L (8, 7) OBP: 0.200, SLG: 0.267		L8		F7		26 SF7 4 1B 1B	IBB			3 0	1 0	1 0	1 0	1 0	0 0	0 0
26 David Ross, R (1, 2) OBP: 0.361, SLG: 0.605		4 1B BB		P4		SF7	P5			2	0	0	1	1	0	2
4 Brandon Phillips, R (1, 4) OBP: 0.338, SLG: 0.447		1B		G6-3		27 S 1B		F8		4	0	2	1	0	0	0
27 Chris Denorfia, R (1, 9) OBP: 0.288, SLG: 0.237		G4-3			K	K		G6-3		4	0	0	0	0	2	3
61 Bronson Arroyo, R (1, 1) OBP: 0.160, SLG: 0.250 Todd Hollandsworth, L (8, PH) OBP: 0.269, SLG: 0.419 Scott Schoeneweis, L (9, 1)			SH1-3 2B		F7	G5-3		G3		3 1 0	0 0 0	1 0 0	0 0 0	0 0 0	0 0 0	1 0 0

Inning Stats	1	2	3	4	5	6	7	8	9
	R: 0 E: 0 K: 0 S: 10	R: 0 E: 0 K: 0 S: 12	R: 0 E: 0 K: 0 S: 7	R: 0 E: 0 K: 0 S: 10	R: 0 E: 0 K: 1 S: 8	R: 3 E: 0 K: 1 S: 16	R: 1 E: 0 K: 1 S: 14	R: 0 E: 0 K: 0 S: 7	
	H: 0 LOB: 0 BB: 1 P: 16	H: 1 LOB: 2 BB: 1 P: 23	H: 1 LOB: 2 BB: 1 P: 13	H: 0 LOB: 0 BB: 0 P: 13	H: 1 LOB: 1 BB: 0 P: 12	H: 3 LOB: 1 BB: 1 P: 25	H: 2 LOB: 2 BB: 1 P: 24	H: 0 LOB: 0 BB: 0 P: 10	

PITCHER		IP	WLS	BF	H	R	ER	SO	BB	IBB	HBP	BLK	WP	HR	S	P	ERA	WHIP
27 Shane Youman, L ERA: 5.06	(1, 1)	5.1	L	24	5	3	3	1	4	0	0	0	0	0	52	90	5.06	1.688
44 Josh Sharpless, R ERA: 2.16	(6, 1)	1.2		9	3	1	1	2	0	1	0	0	0	0	25	36	5.40	1.800
54 Jonah Bayliss, R ERA: 5.4	(8, 1)	1.0		3	0	0	0	0	0	0	0	0	0	0	7	10	0.00	0.000

1B: 6	SF: 1
2B: 0	SAC: 1
3B: 0	DP: 1
HR: 0	HBP: 0

WP: 0	PA: 36
PB: 0	
SB: 2	
CS: 0	

Pittsburgh Pirates @ Cincinnati Reds

Great American Ball Park, Cincinnati, OH

Sun Sep 10 2006, 1:15 PM EDT

Att. 20,731 - Partly Cloudy - 77 F

livebaseballscorecards.com

AB	30
R	2
H	5
RBI	2
BB	0
SO	7
LOB	4

AB	29
R	4
H	8
RBI	4
BB	5
SO	3
LOB	13

San Diego Padres @ Cincinnati Reds

Great American Ball Park, Cincinnati, OH

Tue Sep 12 2006, 7:10 PM EDT
Att. 15,820 - Rain - 68 F

livebaseballscorecards.com

TOP

Batter	1	2	3	4	5	6	7	8	9	10	11	AB R H RBI BB SO LOB
Mike Cameron, R (1, 8) OBP: 0.348, SLG: 0.470	2-2 F9 ①		1-2 G4-3 ①		2-2 F9 ②	0-1 F8 ③			3-3 K ②		4-2 S BB	5 0 0 0 1 1 1
24 Brian Giles, L (1, 9) OBP: 0.379, SLG: 0.395	2-1 G3-1 ②		1-1 P5 ②		4-2 FC5-4 BB		0-0 G4-3 ①		4-1 FC6-4 BB		1-0 F7 ②	4 0 0 0 2 0 1
Josh Barfield, R (1, 4) OBP: 0.320, SLG: 0.424	3-2 G5-3 ③		0-0 G6-3 ③		0-0 FC5-4 ③ 1-2f		2-3 K ②		1-1 FC6-4 ③ 1-2f		4-1 1-2 IBB	5 0 0 0 1 1 2
Mike Piazza, R (1, 2) OBP: 0.339, SLG: 0.504; Rob Bowen, S (7, 2) OBP: 0.327, SLG: 0.356		0-1 HR		1-1 F9 23 1B 1B		0-3 K ①	1-0 G6-3 ③			1-1 F8 ①	1-3 K ③	4 1 2 1 0 1 0; 2 0 0 0 0 1 2
Ben Johnson, R (1, 7) OBP: 0.333, SLG: 0.427; Dave Roberts, L (10, PH) OBP: 0.369, SLG: 0.412 (10, 7)		2-2 2B		0-3 K ①		2-0 E5 23 2B 1B		1-1 G6-3 ①		3-2 G4-3 ②		4 1 2 0 0 1 1; 1 0 0 0 0 0 0
23 Adrián González, L (1, 3) OBP: 0.344, SLG: 0.486; 34 Russell Branyan, L (10, 5) OBP: 0.313, SLG: 0.502		1-0 F8 ①		0-1 1-2 1B		2-2 2-H 18 2B 2B		1-1 FC6-4 1B		2-1 BB 1B		5 1 4 1 0 0 1; 0 0 0 0 0 0 0
Mark Bellhorn, S (1, 5) OBP: 0.286, SLG: 0.345 (10, 3)		2-2 P3 ②		1-1 F9 ② 2-3		1-0 F8 ②		0-1 FC6-4 ② 1-2f		4-2 1-2 BB		4 0 0 0 1 0 5
Manny Alexander, R (1, 6); 18 Paul McAnulty, L (6, PH); 43 Cla Meredith, R (6, 1); Alan Embree, L (7, 1); Jon Knott, R (8, PH); Scott Linebrink, R (8, 1); Jon Adkins, L (9, 1); Todd Walker, L (10, PH); 28 Josh Bard, S (10, PH); 26 Doug Brocail, L (10, 1)		4-0 IBB		2-1 G5-3 ③		3-2 2-H 8 1B 2B		0-0 F9 ③		3-1 G6-3 ③		1 0 0 0 1 0 2; 1 1 1 1 0 0 0; 0 0 0 0 0 0 0; 0 0 0 0 0 0 0; 1 0 0 0 0 0 1; 0 0 0 0 0 0 0; 0 0 0 0 0 0 0; 0 0 0 0 0 0 0; 1 0 0 0 0 0 2; 0 0 0 0 0 0 0
32 Chris Young, R (1, 1) OBP: 0.149, SLG: 0.234; 8 Termel Sledge, L (6, PH) OBP: 0.333, SLG: 0.415; Geoff Blum, S (6, 6) OBP: 0.282, SLG: 0.347		1-3 K ③			3-3 K ①	0-0 2-H 1B			3-2 F7 ①		1-0 G5-3 ①	2 0 0 0 0 2 2; 1 0 1 1 0 0 0; 2 0 0 0 0 0 0

Inning Stats	1	2	3	4	5	6	7	8	9	10	11
R	0	1	0	0	0	3	0	0	0	0	0
E	0	0	0	0	0	1	0	0	0	0	0
K	0	1	0	1	1	1	1	0	1	0	1
S	10	14	6	11	12	16	5	7	9	11	8
H	0	2	0	2	0	4	0	1	0	1	0
LOB	0	2	0	2	1	1	0	1	1	2	2
BB	0	1	0	0	1	0	0	0	1	1	2
P	17	24	8	15	21	24	8	9	20	24	19

1B: 6, 2B: 3, 3B: 0, HR: 1, SF: 0, SAC: 0, DP: 0, HBP: 0
WP: 0, PB: 0, SB: 1, CS: 0, PA: 49

AB	43
R	4
H	10
RBI	4
BB	6
SO	7
LOB	20

PITCHER		IP	WLS	BF	H	R	ER	SO	BB	IBB	HBP	BLK	WP	HR	S	P	ERA	WHIP
22 Eric Milton, L (ERA: 4.84)	(1, 1)	5.0		21	4	1	1	3	1	1	0	0	0	1	53	85	1.80	1.000
Ryan Franklin, R (ERA: 4.88)	(6, 1)	0.2	B	5	3	3	3	1	0	0	0	0	0	0	13	21	40.50	4.500
Rheal Cormier, L (ERA: 2.31)	(6, 1)	0.2		3	1	0	0	0	0	0	0	0	0	0	4	4	0.00	1.500
56 Todd Coffey, R (ERA: 3.58)	(7, 1)	0.2		2	0	0	0	1	0	0	0	0	0	0	4	7	0.00	0.000
45 Bill Bray, L (ERA: 4.08)	(8, 1)	1.0		4	1	0	0	0	0	0	0	0	0	0	7	9	0.00	1.000
25 David Weathers, R (ERA: 3.88)	(9, 1)	1.2		8	1	0	0	1	2	0	0	0	0	0	18	39	0.00	1.800
Scott Schoeneweis, L (ERA: 5.25)	(10, 1)	1.1	W	6	0	0	0	1	1	1	0	0	0	0	10	24	0.00	0.750

BOTTOM

Batter	1	2	3	4	5	6	7	8	9	10	11	AB R H RBI BB SO LOB
6 Ryan Freel, R (1, 8) OBP: 0.367, SLG: 0.407	1-3 K (backwards) ①		0-2 1-3 HR 2B		2-1 F9 ②		2-1 G5-3 ②		4-0 G4-6-3 BB			4 1 1 0 1 1 0
Scott Hatteberg, L (1, 3) OBP: 0.395, SLG: 0.462; Scott Schoeneweis, L (10, 1)	0-1 E6 S		2-1 P6 ②		1-2 F8 ③		2-2 F7 ③		3-2 G4-6-3 ②③ 1-2f			5 0 0 0 0 0 4; 0 0 0 0 0 0 0
Rich Aurilia, R (1, 6) OBP: 0.354, SLG: 0.542 (10, 3)	2-3 K ② 1-2		3-2 2-H 3-H HR			1-1 G5-3 ①		0-1 L4 ①		2-1 G6-3 ①		5 1 1 3 0 1 1
12 Edwin Encarnación, R (1, 5) OBP: 0.376, SLG: 0.513	0-0 F9 ③		4-2 BB			2-2 4 1B 2B		3-2 4 S 1B 4 FC4-6 1B		0-2 F8 ②		4 1 2 0 1 0 1
Adam Dunn, L (1, 7) OBP: 0.373, SLG: 0.522		2-3 K ①	0-2 K ③ 1 SAFE			4-0 4 1B IBB		0-0 1-2 4 FC4-6 1B		4-1 BB		3 0 1 0 2 2 1
4 Brandon Phillips, R (1, 4) OBP: 0.336, SLG: 0.445		1-0 F7 ②		0-0 G6-3 ①		2-2 1-2 2-3 1B		2-2 FC4-6 ② 1-2f 2-H		2-3 K ③		5 0 1 1 0 1 2
Norris Hopper, R (1, 9) OBP: 0.400, SLG: 0.333; Todd Hollandsworth, L (6, PH) OBP: 0.266, SLG: 0.415 (7, 9); 25 David Weathers, R (9, 1); 9 Juan Castro, R (10, 6) OBP: 0.274, SLG: 0.348		0-1 L8 ③		1-3 K (backwards) ②		0-1 L8 ②		1-3 K2-3 ③ 1 SAFE			0-2 G4-3 ①	2 0 0 0 0 1 0; 2 0 0 0 0 1 4; 0 0 0 0 0 0 0; 1 0 0 0 0 0 0
26 David Ross, R (1, 2) OBP: 0.359, SLG: 0.599; Javier Valentin, S (6, PH) OBP: 0.302, SLG: 0.431 (7, 2); 27 Chris Denorfia, R (9, PR) OBP: 0.288, SLG: 0.237; Jason LaRue, R (10, 2) OBP: 0.313, SLG: 0.341			1-2 F8 ①	0-3 K ③		0-3 K ③			0-0 SH1-4 1B		0-1 HR	2 0 0 0 0 1 0; 2 0 1 0 0 1 3; 0 0 0 0 0 0 0; 1 1 1 1 0 0 0
22 Eric Milton, L (1, 1) OBP: 0.250, SLG: 0.327; Brendan Harris, R (5, PH) OBP: 0.324, SLG: 0.303; Ryan Franklin, R (6, 1); Rheal Cormier, L (6, 1); 56 Todd Coffey, R (7, 1); Ray Olmedo, S (7, PH) OBP: 0.333, SLG: 0.368; 45 Bill Bray, L (8, 1); Dewayne Wise, L (9, 9) OBP: 0.200, SLG: 0.267			4-0 6 2B HR BB		2-3 K ①		1-2 G6-3 ①		0-1 SH1-4 ① 1-2			0 1 0 0 1 0 0; 1 0 0 0 0 1 0; 0 0 0 0 0 0 0; 0 0 0 0 0 0 0; 0 0 0 0 0 0 0; 1 0 0 0 0 0 0; 0 0 0 0 0 0 0; 0 0 0 0 0 0 0

Inning Stats	1	2	3	4	5	6	7	8	9	10	11
R	0	0	3	0	0	0	0	1	0	0	1
E	1	0	0	0	0	0	0	0	0	0	0
K	2	1	1	2	1	1	0	1	0	1	0
S	10	6	16	8	8	14	10	13	6	9	5
H	0	0	2	0	0	2	0	2	1	0	1
LOB	1	0	1	0	0	3	0	1	2	1	0
BB	0	0	2	0	0	1	0	0	1	1	0
P	13	9	30	9	13	23	15	19	13	17	5

1B: 4, 2B: 2, 3B: 0, HR: 2, SF: 0, SAC: 1, DP: 1, HBP: 0
WP: 0, PB: 0, SB: 2, CS: 0, PA: 44

AB	38
R	5
H	8
RBI	5
BB	5
SO	10
LOB	16

PITCHER		IP	WLS	BF	H	R	ER	SO	BB	IBB	HBP	BLK	WP	HR	S	P	ERA	WHIP
32 Chris Young, R (ERA: 3.77)	(1, 1)	5.0		20	2	3	3	7	2	0	0	0	0	1	48	74	5.40	0.800
43 Cla Meredith, R (ERA: 0.66)	(6, 1)	1.2	H	8	2	0	0	1	0	1	0	0	0	0	20	32	0.00	1.200
Alan Embree, L (ERA: 3.54)	(7, 1)	0.1	H	1	0	0	0	0	0	0	0	0	0	0	4	6	0.00	0.000
Scott Linebrink, R (ERA: 3.7)	(8, 1)	1.0	B	5	2	1	1	1	0	0	0	0	0	0	13	19	9.00	2.000
Jon Adkins, R (ERA: 3.18)	(9, 1)	1.0		4	1	0	0	0	1	0	0	0	0	0	6	13	0.00	2.000
26 Doug Brocail, R (ERA: 4.76)	(10, 1)	1.1	L	6	1	1	1	1	1	0	0	0	0	1	14	22	6.75	1.500

San Diego Padres @ Cincinnati Reds

Great American Ball Park, Cincinnati, OH

Wed Sep 13 2006, 7:10 PM EDT

Att. 21,602 - Overcast - 68 F

livebaseballscorecards.com

TOP

Batter	1	2	3	4	5	6	7	8	9	AB	R	H	RBI	BB	SO	LOB
Dave Roberts, L (1, 7) OBP: 0.371, SLG: 0.413	G4-3	24 2B 1B	F8			HR HBP	24 1B / 24 G6-4-3 1B			4	2	2	0	0	0	1
24 Brian Giles, L (1, 9) OBP: 0.382, SLG: 0.399	23 2B BB	23 1B 1-H 3-H 2B		23 G4-6-3 1B		HR 1B	G6-4-3 1-2f			4	3	3	2	1	0	2
56 Scott Cassidy, R (7, 1)										0	0	0	0	0	0	0
Brian Sweeney, R (8, 1)										0	0	0	0	0	0	0
39 Mike Thompson, R (9, 1) OBP: 0.208, SLG: 0.174										0	0	0	0	0	0	0
23 Adrián González, L (1, 3) OBP: 0.344, SLG: 0.487	1-H 2B	2-H 1B		G4-6-3 1-2f		K		G3		5	0	2	2	0	1	3
Mike Piazza, R (1, 2) OBP: 0.338, SLG: 0.508	K	F8		F9		HR 1-H 2-H		G6-3		5	1	1	3	0	1	2
Rob Bowen, S (8, 2) OBP: 0.327, SLG: 0.356										0	0	0	0	0	0	0
34 Russell Branyan, L (1, 5) OBP: 0.311, SLG: 0.493	G4-3		K		FC6-4 BB	G1-3		K		4	0	0	0	1	2	1
Mike Cameron, R (1, 8) OBP: 0.349, SLG: 0.470		F8	HR 1B		FC6-4 1-2f 2B	BB			F8	3	1	1	0	1	0	1
Ben Johnson, R (6, PR) OBP: 0.331, SLG: 0.423										1	0	0	0	0	0	0
(6, 8)																
Geoff Blum, S (1, 6) OBP: 0.289, SLG: 0.376		F8 44 2B 2B	SAFE HR 1-H		1-2 1-3 2B	K			L9	5	2	3	2	0	1	1
Josh Barfield, R (1, 4) OBP: 0.323, SLG: 0.428		F8 2-3	1B		K2-3	1B			2B	5	0	3	0	0	1	3
44 Jake Peavy, R (1, 1) OBP: 0.185, SLG: 0.352		1B 24 2B 3-H 2B	F9		K	K			L7	3	1	1	1	0	1	3
29 Jack Cust, L (7, PH) OBP: 0.500, SLG: 0.500										1	0	0	0	0	1	1
8 Terrmel Sledge, L (7, 9) OBP: 0.328, SLG: 0.407										1	0	0	0	0	0	1
Inning Stats	R: 1 E: 0 K: 1 S: 12 H: 1 LOB: 1 BB: 1 P: 23	R: 4 E: 0 K: 0 S: 17 H: 5 LOB: 1 BB: 0 P: 25	R: 2 E: 0 K: 1 S: 16 H: 3 LOB: 1 BB: 0 P: 18	R: 0 E: 0 K: 0 S: 6 H: 1 LOB: 0 BB: 0 P: 8	R: 0 E: 0 K: 2 S: 13 H: 1 LOB: 2 BB: 1 P: 23	R: 3 E: 0 K: 2 S: 13 H: 2 LOB: 1 BB: 1 P: 20	R: 0 E: 0 K: 1 S: 13 H: 2 LOB: 1 BB: 0 P: 21	R: 0 E: 0 K: 1 S: 7 H: 0 LOB: 0 BB: 0 P: 9	R: 0 E: 0 K: 0 S: 8 H: 1 LOB: 1 BB: 0 P: 14	1B: 8 2B: 6 3B: 0 HR: 2	SF: 0 SAC: 0 DP: 2 HBP: 1						

PITCHER		IP	WLS	BF	H	R	ER	SO	BB	IBB	HBP	BLK	WP	HR	S	P	ERA	WHIP
Kyle Lohse, R (1, 1) ERA: 5.8		2.1	L	16	8	7	7	2	1	0	0	0	0	1	34	54	27.00	3.857
31 Matt Belisle, R (3, 1) ERA: 4.66		0.2		3	1	0	0	0	0	0	0	0	0	0	11	12	0.00	1.500
Chris Michalak, L (4, 1) ERA: 5.09		2.0		8	2	0	0	2	1	0	0	0	0	0	19	31	0.00	1.500
37 Brian Shackelford, L (6, 1) ERA: 7.63		1.0		7	2	3	3	2	1	0	1	0	0	1	13	20	27.00	3.000
Jason Johnson, R (7, 1) ERA: 6.23		2.0		7	2	0	0	2	0	0	0	0	0	0	20	30	0.00	1.000

PITCHER		IP	WLS	BF	H	R	ER	SO	BB	IBB	HBP	BLK	WP	HR	S	P	ERA	WHIP
Jason Standridge, R (9, 1) ERA: 3.94		1.0		4	1	0	0	0	0	0	0	0	0	0	8	14	0.00	1.000

AB	41
R	10
H	16
RBI	10
BB	3
SO	8
LOB	19

4 Brandon Phillips, R (1, 4) OBP: 0.335, SLG: 0.442	B1		G5-3		P5		G5-3		3	0	0	0	0	0	0			
Jason Johnson, R (7, 1)									0	0	0	0	0	0	0			
26 David Ross, R (8, PH) OBP: 0.357, SLG: 0.596									1	0	0	0	0	0	2			
Jason Standridge, R (9, 1)									0	0	0	0	0	0	0			
Scott Hatteberg, L (1, 3) OBP: 0.391, SLG: 0.458	F7		K		G6-3			F8	4	0	0	0	0	1	0			
Rich Aurilia, R (1, 6) OBP: 0.353, SLG: 0.539	P6			F8		K		F8	2	0	0	0	0	0	0			
Brendan Harris, R (7, 4) OBP: 0.308, SLG: 0.286									2	0	0	0	0	1	0			
Adam Dunn, L (1, 7) OBP: 0.372, SLG: 0.519		K		F8		K		1B	3	0	0	0	0	2	0			
27 Chris Denorfia, R (8, 7) OBP: 0.299, SLG: 0.250									1	0	1	0	0	0	0			
12 Edwin Encarnación, R (1, 5) OBP: 0.376, SLG: 0.511		2B 1B		G6-3			F8		3	0	1	0	0	0	0			
9 Juan Castro, R (8, 5) OBP: 0.273, SLG: 0.346									1	0	0	0	0	0	1			
Javier Valentin, S (1, 2) OBP: 0.314, SLG: 0.447		1-3 2B			G3-6 1B			FC1-6 1B	3	0	3	0	0	0	0			
Todd Hollandsworth, L (1, 9) OBP: 0.267, SLG: 0.410		G4-6-3 BB			F9			FC1-6 FC3-6 1B 1-2f	2	0	0	0	1	0	2			
Dewayne Wise, L (1, 8) OBP: 0.222, SLG: 0.278		G4-6-3 1-2f			G3-6 1-2f			FC3-6 1-2 1B	3	0	1	0	0	0	4			
Kyle Lohse, R (1, 1) OBP: 0.176, SLG: 0.176			G4-3			P4		FC3-6 1-2f 2-3	0	0	0	0	0	0	0			
31 Matt Belisle, R (3, 1)									0	0	0	0	0	0	0			
Norris Hopper, R (3, PH) OBP: 0.375, SLG: 0.308									1	0	0	0	0	0	0			
Chris Michalak, L (4, 1) OBP: 0.500, SLG: 0.600									0	0	0	0	0	0	0			
37 Brian Shackelford, L (6, 1)									0	0	0	0	0	0	0			
Ray Olmedo, S (6, PH) OBP: 0.304, SLG: 0.333									2	0	0	0	0	0	2			
(7, 6)																		

Inning Stats	R: 0 E: 0 K: 0 S: 6 H: 0 LOB: 0 BB: 0 P: 8	R: 0 E: 0 K: 1 S: 9 H: 2 LOB: 2 BB: 1 P: 17	R: 0 E: 0 K: 1 S: 9 H: 0 LOB: 0 BB: 0 P: 11	R: 0 E: 0 K: 0 S: 5 H: 0 LOB: 0 BB: 0 P: 7	R: 0 E: 0 K: 0 S: 6 H: 1 LOB: 0 BB: 0 P: 6	R: 0 E: 0 K: 2 S: 6 H: 0 LOB: 0 BB: 0 P: 10	R: 0 E: 0 K: 2 S: 12 H: 0 LOB: 0 BB: 0 P: 16	R: 0 E: 0 K: 0 S: 16 H: 2 LOB: 2 BB: 0 P: 24	R: 0 E: 0 K: 0 S: 13 H: 1 LOB: 1 BB: 0 P: 23	1B: 5 2B: 1 3B: 0 HR: 0	SF: 0 SAC: 0 DP: 2 HBP: 0	WP: 0 PB: 0 SB: 0 CS: 0	PA: 45

PITCHER		IP	WLS	BF	H	R	ER	SO	BB	IBB	HBP	BLK	WP	HR	S	P	ERA	WHIP
44 Jake Peavy, R (1, 1) ERA: 4.17		6.0	W	20	3	0	0	2	1	0	0	0	0	0	41	59	0.00	0.667
56 Scott Cassidy, R (7, 1) ERA: 2.66		1.0		3	0	0	0	2	0	0	0	0	0	0	12	16	0.00	0.000
Brian Sweeney, R (8, 1) ERA: 3.4		1.0		5	2	0	0	0	0	0	0	0	0	0	16	24	0.00	2.000
39 Mike Thompson, R (9, 1) ERA: 4.81		1.0		4	1	0	0	0	0	0	0	0	0	0	13	23	0.00	1.000

BOTTOM

Batter	1	2	3	4	5	6	7	8	9	AB	R	H	RBI	BB	SO	LOB
4 Brandon Phillips, R (1, 4) OBP: 0.335, SLG: 0.442	B1		G5-3		P5		G5-3		3	0	0	0	0	0	0	
Jason Johnson, R (7, 1)									0	0	0	0	0	0	0	
26 David Ross, R (8, PH) OBP: 0.357, SLG: 0.596									1	0	0	0	0	0	2	
Jason Standridge, R (9, 1)									0	0	0	0	0	0	0	
Scott Hatteberg, L (1, 3) OBP: 0.391, SLG: 0.458	F7		K		G6-3			F8	4	0	0	0	0	1	0	
Rich Aurilia, R (1, 6) OBP: 0.353, SLG: 0.539	P6			F8		K		F8	2	0	0	0	0	0	0	
Brendan Harris, R (7, 4) OBP: 0.308, SLG: 0.286									2	0	0	0	0	1	0	
Adam Dunn, L (1, 7) OBP: 0.372, SLG: 0.519		K		F8		K		1B	3	0	0	0	0	2	0	
27 Chris Denorfia, R (8, 7) OBP: 0.299, SLG: 0.250									1	0	1	0	0	0	0	
12 Edwin Encarnación, R (1, 5) OBP: 0.376, SLG: 0.511		2B 1B		G6-3			F8		3	0	1	0	0	0	0	
9 Juan Castro, R (8, 5) OBP: 0.273, SLG: 0.346									1	0	0	0	0	0	1	
Javier Valentin, S (1, 2) OBP: 0.314, SLG: 0.447		1-3 2B			G3-6 1B			FC1-6 1B	3	0	3	0	0	0	0	
Todd Hollandsworth, L (1, 9) OBP: 0.267, SLG: 0.410		G4-6-3 BB			F9			FC1-6 FC3-6 1B 1-2f	2	0	0	0	1	0	2	
Dewayne Wise, L (1, 8) OBP: 0.222, SLG: 0.278		G4-6-3 1-2f			G3-6 1-2f			FC3-6 1-2 1B	3	0	1	0	0	0	4	
Kyle Lohse, R (1, 1) OBP: 0.176, SLG: 0.176			G4-3			P4		FC3-6 1-2f 2-3	0	0	0	0	0	0	0	
31 Matt Belisle, R (3, 1)									0	0	0	0	0	0	0	
Norris Hopper, R (3, PH) OBP: 0.375, SLG: 0.308									1	0	0	0	0	0	0	
Chris Michalak, L (4, 1) OBP: 0.500, SLG: 0.600									0	0	0	0	0	0	0	
37 Brian Shackelford, L (6, 1)									0	0	0	0	0	0	0	
Ray Olmedo, S (6, PH) OBP: 0.304, SLG: 0.333									2	0	0	0	0	0	2	
(7, 6)																

Inning Stats	R: 0 E: 0 K: 0 S: 6 H: 0 LOB: 0 BB: 0 P: 8	R: 0 E: 0 K: 1 S: 9 H: 2 LOB: 2 BB: 1 P: 17	R: 0 E: 0 K: 1 S: 9 H: 0 LOB: 0 BB: 0 P: 11	R: 0 E: 0 K: 0 S: 5 H: 0 LOB: 0 BB: 0 P: 7	R: 0 E: 0 K: 0 S: 6 H: 1 LOB: 0 BB: 0 P: 6	R: 0 E: 0 K: 2 S: 6 H: 0 LOB: 0 BB: 0 P: 10	R: 0 E: 0 K: 2 S: 12 H: 0 LOB: 0 BB: 0 P: 16	R: 0 E: 0 K: 0 S: 16 H: 2 LOB: 2 BB: 0 P: 24	R: 0 E: 0 K: 0 S: 13 H: 1 LOB: 1 BB: 0 P: 23	1B: 5 2B: 1 3B: 0 HR: 0	SF: 0 SAC: 0 DP: 2 HBP: 0	WP: 0 PB: 0 SB: 0 CS: 0	PA: 32

PITCHER		IP	WLS	BF	H	R	ER	SO	BB	IBB	HBP	BLK	WP	HR	S	P	ERA	WHIP
44 Jake Peavy, R (1, 1) ERA: 4.17		6.0	W	20	3	0	0	2	1	0	0	0	0	0	41	59	0.00	0.667
56 Scott Cassidy, R (7, 1) ERA: 2.66		1.0		3	0	0	0	2	0	0	0	0	0	0	12	16	0.00	0.000
Brian Sweeney, R (8, 1) ERA: 3.4		1.0		5	2	0	0	0	0	0	0	0	0	0	16	24	0.00	2.000
39 Mike Thompson, R (9, 1) ERA: 4.81		1.0		4	1	0	0	0	0	0	0	0	0	0	13	23	0.00	1.000

AB	31
R	0
H	6
RBI	0
BB	1
SO	4
LOB	11

TOP

Batter	1	2	3	4	5	6	7	8	9	AB	R	H	RBI	BB	SO	LOB
Dave Roberts, L (1, 7) OBP: 0.367, SLG: 0.408	B3		G3			K	G4-3 1-2 2-3 3-H		G4-3	5	0	0	1	0	1	4
24 Brian Giles, L (1, 9) OBP: 0.381, SLG: 0.398	G4-3		L3			1B	G3			4	0	1	0	0	0	3
Todd Walker, L (1, 5) OBP: 0.357, SLG: 0.395 Manny Alexander, R (7, 5) OBP: 0.222, SLG: 0.320	P6			F8			28 SH 23 BB 1B 1B	K		3 1	1 0	1 0	0 0	0 0	0 1	0 0
23 Adrián González, L (1, 3) OBP: 0.345, SLG: 0.486		K		28 G5-4-3 1B			4-0 28 SH 1-2 1B BB	G4-3		3	1	1	0	1	1	0
28 Josh Bard, S (1, 2) OBP: 0.394, SLG: 0.482		K		G5-4-3 1-2f			SH SH1-4 1B 1-2 2-3 52 BB	1B		3	1	1	0	0	1	1
Mike Cameron, R (1, 8) OBP: 0.350, SLG: 0.472		2B			F9		52 BB SH1-4 1-2 2-H 3-H G4-3 1B	L4		4	1	2	2	0	0	1
Geoff Blum, S (1, 6) OBP: 0.285, SLG: 0.371		L4			G3		SH1-4 1-2 2-3		G6-3	3	0	0	0	0	0	1
Josh Barfield, R (1, 4) OBP: 0.324, SLG: 0.430			52 SH1-4 2B		P4		G4-3 52 BB IBB		F7	3	0	1	0	1	0	0
52 Clay Hensley, R (1, 1) OBP: 0.130, SLG: 0.093 Jon Adkins, L (7, 1) Alan Embree, L (7, 1) Scott Linebrink, R (8, 1) 8 Terrmel Sledge, L (9, PH) OBP: 0.339, SLG: 0.407 Trevor Hoffman, R (9, 1)			SH1-4 2-3			K	G4-3 1-2 2-3 3-H BB		BB	1 0 0 0 0 0	0 0 0 0 0 0	0 0 0 0 0 0	1 0 0 0 1 0	1 0 0 0 0 0	1 0 0 0 0 0	0 0 0 0 0 0
Inning Stats	R: 0 E: 0 K: 0 S: 4 H: 0 LOB: 0 BB: 0 P: 4	R: 0 E: 0 K: 2 S: 14 H: 1 LOB: 1 BB: 0 P: 21	R: 0 E: 0 K: 0 S: 4 H: 1 LOB: 1 BB: 0 P: 7	R: 0 E: 0 K: 0 S: 10 H: 1 LOB: 0 BB: 0 P: 12	R: 0 E: 0 K: 0 S: 5 H: 0 LOB: 0 BB: 0 P: 6	R: 0 E: 0 K: 2 S: 9 H: 1 LOB: 1 BB: 0 P: 11	R: 4 E: 0 K: 0 S: 15 H: 2 LOB: 2 BB: 3 P: 33	R: 0 E: 0 K: 1 S: 8 H: 1 LOB: 1 BB: 0 P: 9	R: 0 E: 0 K: 0 S: 4 H: 0 LOB: 1 BB: 1 P: 10	1B: 5 2B: 2 3B: 0 HR: 0 SF: 0 SAC: 3 DP: 1 HBP: 0						

PITCHER		IP	WLS	BF	H	R	ER	SO	BB	IBB	HBP	BLK	WP	HR	S	P	ERA	WHIP
39 Aaron Harang, R ERA: 3.88	(1, 1)	6.1	L	27	6	4	4	4	2	1	0	0	0	0	58	90	5.68	1.263
45 Bill Bray, L ERA: 4.02	(7, 1)	0.2		2	0	0	0	0	0	0	0	0	0	0	3	4	0.00	0.000
56 Todd Coffey, R ERA: 3.5	(8, 1)	1.2		7	1	0	0	1	1	0	0	0	0	0	11	17	0.00	1.200
Rheal Cormier, L ERA: 2.3	(9, 1)	0.1		1	0	0	0	0	0	0	0	0	0	0	1	2	0.00	0.000

San Diego Padres @ Cincinnati Reds
Great American Ball Park, Cincinnati, OH
Thu Sep 14 2006, 12:35 PM EDT
Att. 16,957 - Cloudy - 70 F

livebaseballscorecards.com

AB	30
R	4
H	7
RBI	4
BB	4
SO	5
LOB	10

BOTTOM

Batter	1	2	3	4	5	6	7	8	9	AB	R	H	RBI	BB	SO	LOB
6 Ryan Freel, R (1, 8) OBP: 0.367, SLG: 0.405	G6-3		G6-3			S G5-3 1B	K			4	0	1	0	0	1	2
Scott Hatteberg, L (1, 3) OBP: 0.390, SLG: 0.456	1B 1B		F8			G5-3 1-2	P4			4	0	1	0	0	0	3
Rich Aurilia, R (1, 6) OBP: 0.354, SLG: 0.538	SAFE 12 G5-3 BB 1-3 1B			F7		2-3 BB		G5-3		3	0	1	0	1	0	0
Adam Dunn, L (1, 7) OBP: 0.371, SLG: 0.516	1-2 BB			G3		K		K		3	0	0	0	1	2	2
12 Edwin Encarnación, R (1, 5) OBP: 0.375, SLG: 0.507	G5-3 2-3f			G5-3			2B 4 G6-3 BB	G4-3		3	1	0	0	1	0	3
Todd Hollandsworth, L (1, 9) OBP: 0.267, SLG: 0.412		K			G3-1		4 G6-3 1B 1-3 2B		K	4	1	1	0	0	2	0
4 Brandon Phillips, R (1, 4) OBP: 0.332, SLG: 0.438		K			F8		G6-3 2-3 3-H		K	4	0	0	1	0	2	1
Jason LaRue, R (1, 2) OBP: 0.313, SLG: 0.341 56 Todd Coffey, R (8, 1) Rheal Cormier, L (9, 1) Royce Clayton, R (9, PH) OBP: 0.305, SLG: 0.343		K			K		1B 3-H	L9		3 0 0 1	0 0 0 0	1 0 0 0	1 0 0 0	0 0 0 0	2 0 0 0	0 0 0 0
39 Aaron Harang, R (1, 1) OBP: 0.149, SLG: 0.123 45 Bill Bray, L (7, 1) Javier Valentin, S (7, PH) OBP: 0.317, SLG: 0.450 (8, 2)			K			K	2-2 1-2			2 0 1	0 0 0	0 0 1	0 0 0	0 0 0	2 0 0	0 0 0
Inning Stats	R: 0 E: 0 K: 0 S: 9 H: 2 LOB: 2 BB: 1 P: 16	R: 0 E: 0 K: 3 S: 11 H: 0 LOB: 0 BB: 0 P: 17	R: 0 E: 0 K: 1 S: 8 H: 0 LOB: 0 BB: 0 P: 11	R: 0 E: 0 K: 0 S: 6 H: 0 LOB: 0 BB: 0 P: 12	R: 0 E: 0 K: 1 S: 8 H: 0 LOB: 0 BB: 0 P: 9	R: 0 E: 0 K: 2 S: 10 H: 1 LOB: 2 BB: 1 P: 18	R: 2 E: 0 K: 1 S: 17 H: 3 LOB: 2 BB: 1 P: 27	R: 0 E: 0 K: 1 S: 9 H: 0 LOB: 0 BB: 0 P: 12	R: 0 E: 0 K: 2 S: 11 H: 0 LOB: 0 BB: 0 P: 16	1B: 5 2B: 1 3B: 0 HR: 0 SF: 0 SAC: 0 DP: 1 HBP: 0						

PITCHER		IP	WLS	BF	H	R	ER	SO	BB	IBB	HBP	BLK	WP	HR	S	P	ERA	WHIP
52 Clay Hensley, R ERA: 3.83	(1, 1)	6.1	W	26	5	2	2	7	3	0	0	0	0	0	60	97	2.84	1.263
Jon Adkins, R ERA: 3.16	(7, 1)	0.1	H	2	1	0	0	1	0	0	0	0	0	0	7	10	0.00	3.000
Alan Embree, L ERA: 3.51	(7, 1)	0.1	H	1	0	0	0	0	0	0	0	0	0	0	2	3	0.00	0.000
Scott Linebrink, R ERA: 3.65	(8, 1)	1.0	H	3	0	0	0	1	0	0	0	0	0	0	9	12	0.00	0.000
Trevor Hoffman, R ERA: 1.83	(9, 1)	1.0	S	3	0	0	0	2	0	0	0	0	0	0	11	16	0.00	0.000

Cincinnati Reds @ Chicago Cubs

Wrigley Field, Chicago, IL

Fri Sep 15 2006, 1:20 PM CDT

Att. 37,188 - Sunny - 73 F

TOP

Batter	1	2	3	4	5	6	7	8	9	AB	R	H	RBI	BB	SO	LOB
6 Ryan Freel, R (1, 8) OBP: 0.366, SLG: 0.403	4-2 FC4-6 BB		0-0 F8		3-3 K			1-0 G6-3		3	0	0	0	1	1	1
Norris Hopper, R (1, 9) OBP: 0.400, SLG: 0.375	0-0 FC4-6 CS 1-2f			4-0 BB 1B	1-2 P6			1-0 2B		3	1	1	0	1	0	1
Scott Hatteberg, L (1, 3) OBP: 0.389, SLG: 0.453	0-1 L5			4-1 26 HR 1B 1-2 BB		1-1 L9		0-3 K		3	1	0	0	1	1	2
Rich Aurilia, R (1, 5) OBP: 0.353, SLG: 0.535	3-1 CS 1-2	2-3 K		0-1 26 HR 1B 1-2 2-H		1-3 K			2-2 F9	4	1	1	1	0	2	0
Adam Dunn, L (1, 7) OBP: 0.368, SLG: 0.512 Scott Schoeneweis, L (9, 1)		3-2 G6-3		0-0 F7		1-3 K			1-3 K	4 0	0 0	0 0	0 0	0 0	2 0	2 0
26 David Ross, R (1, 2) OBP: 0.359, SLG: 0.608		3-3 K		1-1 1-H 2-H HR			2-3 K		2-0 1B	4	1	2	3	0	2	0
Royce Clayton, R (1, 6) OBP: 0.305, SLG: 0.340			0-1 P5	4-1 4 CS BB			3-2 G3		1-3 K	3	0	0	0	1	1	1
4 Brandon Phillips, R (1, 4) OBP: 0.332, SLG: 0.437			4-1 BB	2-3 K 1-2			0-3 K			2	0	0	0	1	2	1
61 Bronson Arroyo, R (1, 1) OBP: 0.154, SLG: 0.240 Dewayne Wise, L (9, 7) OBP: 0.222, SLG: 0.278			1-3 K		1-3 K			0-0 P3		3 0	0 0	0 0	0 0	0 0	2 0	1 0

AB	29
R	4
H	4
RBI	4
BB	5
SO	13
LOB	9

livebaseballscorecards.com

Inning Stats	1	2	3	4	5	6	7	8	9
	R: 0 E: 0 K: 0 S: 7	R: 0 E: 0 K: 2 S: 10	R: 0 E: 0 K: 1 S: 7	R: 4 E: 0 K: 1 S: 10	R: 0 E: 0 K: 2 S: 9	R: 0 E: 0 K: 2 S: 9	R: 0 E: 0 K: 2 S: 9	R: 0 E: 0 K: 1 S: 6	R: 0 E: 0 K: 2 S: 10
	H: 0 LOB: 0 BB: 1 P: 14	H: 0 LOB: 0 BB: 0 P: 18	H: 0 LOB: 1 BB: 1 P: 12	H: 2 LOB: 1 BB: 3 P: 25	H: 0 LOB: 0 BB: 0 P: 14	H: 0 LOB: 0 BB: 0 P: 12	H: 0 LOB: 0 BB: 0 P: 14	H: 1 LOB: 1 BB: 0 P: 8	H: 1 LOB: 1 BB: 0 P: 16

	1B	SF	WP	PA
	2	0	0	35
	2	0	0	
	0	0	0	
	1	0	0	
		0	2	

PITCHER	IP	WLS	BF	H	R	ER	SO	BB	IBB	HBP	BLK	WP	HR	S	P	ERA	WHIP
51 Juan Mateo, R (1, 1) ERA: 4.38	3.0		10	0	0	0	3	2	0	0	0	0	0	24	44	0.00	0.667
49 Carlos Marmol, R (4, 1) ERA: 6.08	1.0	L	7	2	4	4	1	3	0	0	0	0	1	10	25	36.00	5.000
Jae Kuk Ryu, R (5, 1) ERA: 6.97	1.0		3	0	0	0	2	0	0	0	0	0	0	9	14	0.00	0.000
Les Walrond, L (6, 1) ERA: 7.59	3.0		10	1	0	0	5	0	0	0	0	0	0	24	34	0.00	0.333
David Aardsma, R (9, 1) ERA: 3.99	1.0		4	1	0	0	2	0	0	0	0	0	0	10	16	0.00	1.000

BOTTOM

Batter	1	2	3	4	5	6	7	8	9	AB	R	H	RBI	BB	SO	LOB
Juan Pierre, L (1, 8) OBP: 0.332, SLG: 0.385	0-2 G6-3		1-2 5 G4-6-3 1B		2-2 E6 5 WP			0-1 1B		4	0	2	0	0	0	0
5 Ronny Cedeno, R (1, 4) OBP: 0.273, SLG: 0.331	0-0 16 CS 1B		1-1 G4-6-3 1-2f		3-2 F9 1-2			0-3 K		4	0	1	0	0	1	3
16 Aramis Ramirez, R (1, 5) OBP: 0.349, SLG: 0.544	4-2 WP BB 1-2			0-2 G4-3 2B		0-0 F7		3-2 F7		3	0	1	0	1	0	1
Jacque Jones, L (1, 9) OBP: 0.327, SLG: 0.486	4-2 19 FC5-4 BB 1-2			1-0 G4-3 2-3		2-2 G4-3			1-1 19 G4-6-3 1B	3	0	1	0	1	0	1
19 Matt Murton, R (1, 7) OBP: 0.361, SLG: 0.432	1-2 FC5-4 1-2f			4-1 FC4-6 BB		0-1 F9			0-1 G4-6-3 1-2f	3	0	0	0	1	0	3
9 Scott Moore, L (1, 3) OBP: 0.333, SLG: 0.538 29 Ángel Pagán, S (9, PH) OBP: 0.319, SLG: 0.428		3-3 K		2-3 K			0-0 L9		1-3 K	3 1	0 0	0 0	0 0	0 0	2 1	2 0
Cesar Izturis, S (1, 6) OBP: 0.295, SLG: 0.318		1-2 L7		0-0 FC4-6 1-2f			0-2 F7			3	0	0	0	0	0	2
24 Henry Blanco, R (1, 2) OBP: 0.305, SLG: 0.432		1-2 L9			1-3 K		0-0 L9			3	0	0	0	0	1	0
51 Juan Mateo, R (1, 1) 27 Buck Coats, L (3, PH) OBP: 0.111, SLG: 0.111 49 Carlos Marmol, R (4, 1) OBP: 0.261, SLG: 0.435 Jae Kuk Ryu, R (5, 1) Jose Reyes, S (5, PH) Les Walrond, L (6, 1) Freddie Bynum, L (8, PH) OBP: 0.313, SLG: 0.421 David Aardsma, R (9, 1)			1-3 K		3-3 K			2-3 K		0 1 0 0 1 0 0 1 0	0 0 0 0 0 0 0 0 0	0 0 0 0 0 0 0 0 0	0 0 0 0 0 0 0 0 0	0 0 0 0 0 1 0 1 0	0 0 0 0 0 0 0 0 0	0 0 0 0 0 0 0 0 0

AB	30
R	0
H	5
RBI	0
BB	3
SO	8
LOB	12

livebaseballscorecards.com

Inning Stats	1	2	3	4	5	6	7	8	9
	R: 0 E: 0 K: 0 S: 15	R: 0 E: 0 K: 1 S: 10	R: 0 E: 0 K: 1 S: 11	R: 0 E: 0 K: 1 S: 9	R: 0 E: 1 K: 2 S: 13	R: 0 E: 0 K: 0 S: 6	R: 0 E: 0 K: 0 S: 5	R: 0 E: 0 K: 2 S: 11	R: 0 E: 0 K: 1 S: 7
	H: 1 LOB: 2 BB: 2 P: 24	H: 0 LOB: 0 BB: 0 P: 15	H: 1 LOB: 0 BB: 0 P: 14	H: 1 LOB: 2 BB: 1 P: 16	H: 0 LOB: 1 BB: 0 P: 22	H: 0 LOB: 0 BB: 0 P: 8	H: 0 LOB: 0 BB: 0 P: 5	H: 1 LOB: 1 BB: 0 P: 16	H: 1 LOB: 0 BB: 0 P: 9

	1B	SF	WP	PA
	4	0	2	33
	1	0	0	
	0	0	0	
	0	0	0	
	1	0	0	
	0	2	1	

PITCHER	IP	WLS	BF	H	R	ER	SO	BB	IBB	HBP	BLK	WP	HR	S	P	ERA	WHIP
61 Bronson Arroyo, R (1, 1) ERA: 3.17	8.0	W	30	4	0	0	7	3	0	0	0	2	0	80	120	0.00	0.875
Scott Schoeneweis, L (9, 1) ERA: 5.14	1.0		3	1	0	0	1	0	0	0	0	0	0	7	9	0.00	1.000

TOP

Cincinnati Reds @ Chicago Cubs

Wrigley Field, Chicago, IL

Sat Sep 16 2006, 3:05 PM CDT

Att. 40,526 - Cloudy - 78 F

livebaseballscorecards.com

Batter	1	2	3	4	5	6	7	8	9	AB	R	H	RBI	BB	SO	LOB
6 Ryan Freel, R (1, 8) OBP: 0.365, SLG: 0.400	C X 0-1 P4 ①		B C F C 1-3 K 2-3 ③			B F B B B 4-1 1B S BB		B F L S 1-3 K ③		3	0	0	0	1	2	3
Norris Hopper, R (1, 9) OBP: 0.375, SLG: 0.350	C X 0-1 B1-3 ②			C X 0-1 G1-3 ①		C F 1 B X SAFE 1-2 1-3 1B			C F F F F F F B X 1-2 F9 ①	4	0	1	0	0	0	0
Rich Aurilia, R (1, 3) OBP: 0.350, SLG: 0.530	C B X 1-1 P4 ③			F B C B B C 3-3 K ②		B F S B F F F X 2-2 L9 ③			F S X 0-2 G6-3 ②	4	0	0	0	0	1	2
12 Edwin Encarnación, R (1, 5) OBP: 0.371, SLG: 0.501		B F C S 1-3 K ①		B X 1-0 P4 ③			X 0-0 G6-3 ①		B S B C B S 3-3 K ③	4	0	0	0	0	2	0
Adam Dunn, L (1, 7) OBP: 0.367, SLG: 0.509		B F C C 1-3 K ②			B C F X 1-2 L8 ①		L B B X 2-1 G3 ②			3	0	0	0	0	1	0
26 David Ross, R (1, 2) OBP: 0.355, SLG: 0.600		C B C X 1-2 G6-3 ③			B F F C 1-3 K ②		F S B F F F F B S 2-3 K ③			3	0	0	0	0	2	0
Royce Clayton, R (1, 6) OBP: 0.305, SLG: 0.339			X 0-0 F9 ①		B B S B S F X 3-2 G6-3 ③			H 1-0 4 G5-3 HBP		2	0	0	0	0	0	0
Ray Olmedo, S (8, PR) OBP: 0.304, SLG: 0.333										0	0	0	0	0	0	0
45 Bill Bray, L (8, 1)										0	0	0	0	0	0	0
4 Brandon Phillips, R (1, 4) OBP: 0.332, SLG: 0.438			S B X 1-1 6 S 2B			X 0-0 F7 ①		F X 0-1 G5-3 1-2 ①		3	0	1	0	0	0	1
Chris Michalak, L (1, 1) OBP: 0.429, SLG: 0.500		C C B S 1-3 K2-3 ②				C X 0-1 P2 ②		C C S 0-3 K ②		1	0	0	0	0	1	1
31 Matt Belisle, R (5, 1)										0	0	0	0	0	0	0
27 Chris Denorfia, R (6, PH) OBP: 0.294, SLG: 0.246										1	0	0	0	0	0	0
38 Gary Majewski, R (6, 1)										0	0	0	0	0	0	0
37 Brian Shackelford, L (6, 1)										0	0	0	0	0	0	0
Ryan Franklin, R (7, 1)										0	0	0	0	0	0	0
9 Juan Castro, R (8, PH) OBP: 0.272, SLG: 0.345										1	0	0	0	0	1	2
(8, 6)																
Inning Stats	R: 0 E: 0 K: 0 S: 6 H: 0 LOB: 0 BB: 0 P: 7	R: 0 E: 0 K: 2 S: 9 H: 0 LOB: 0 BB: 0 P: 12	R: 0 E: 0 K: 2 S: 9 H: 1 LOB: 1 BB: 0 P: 12	R: 0 E: 0 K: 1 S: 6 H: 0 LOB: 0 BB: 0 P: 10	R: 0 E: 0 K: 1 S: 10 H: 0 LOB: 0 BB: 0 P: 15	R: 0 E: 0 K: 0 S: 13 H: 1 LOB: 2 BB: 1 P: 20	R: 0 E: 0 K: 1 S: 10 H: 0 LOB: 0 BB: 0 P: 14	R: 0 E: 0 K: 2 S: 8 H: 0 LOB: 2 BB: 0 P: 10	R: 0 E: 0 K: 1 S: 14 H: 0 LOB: 0 BB: 0 P: 18	1B: 1 2B: 1 3B: 0 HR: 0	SF: 0 SAC: 0 DP: 0 HBP: 1						

PITCHER		IP	WLS	BF	H	R	ER	SO	BB	IBB	HBP	BLK	WP	HR	S	P	ERA	WHIP
53 Rich Hill, L ERA: 4.12	(1, 1)	9.0	W	31	2	0	0	10	1	0	1	0	0	0	85	118	0.00	0.333

PITCHER	IP	WLS	BF	H	R	ER	SO	BB	IBB	HBP	BLK	WP	HR	S	P	ERA	WHIP

AB	29
R	0
H	2
RBI	0
BB	1
SO	10
LOB	9

BOTTOM

Cincinnati Reds @ Chicago Cubs

Wrigley Field, Chicago, IL

Sat Sep 16 2006, 3:05 PM CDT

Att. 40,526 - Cloudy - 78 F

livebaseballscorecards.com

Batter	1	2	3	4	5	6	7	8	9	AB	R	H	RBI	BB	SO	LOB
Juan Pierre, L (1, 8) OBP: 0.331, SLG: 0.384	C F X 0-2 16 2B 1B	C X 0-1 G1-2-3 ②③ 3-Hf			L C X 0-2 G6-3 ①	C X 0-1 G6-3 ③				4	1	1	0	0	0	4
2 Ryan Theriot, R (1, 4) OBP: 0.388, SLG: 0.456	C 1 SAFE X 0-1 F9 ①		X 0-0 E5 16 G5-4-3		C B B B S B 4-2 16 S 16 1B BB		F F T 0-2 K ①			3	1	0	0	1	1	1
16 Aramis Ramirez, R (1, 5) OBP: 0.350, SLG: 0.545	1 SAFE 1 SAFE B B S B 1 SAFE X 3-1 19 G3-1 1-H 2B		B B C 1 SAFE X 2-1 G5-4-3 ①② 1-2f		S C B X 1-2 19 2B 1-H FC4-2 1B		S X 0-1 F9 ②			4	0	2	2	0	0	1
19 Matt Murton, R (1, 7) OBP: 0.360, SLG: 0.433	X 0-0 G3-1 ② 2-3		B X 1-0 G5-3 ③		B 1 SAFE X 2-0 FC4-2 1-3 2B		C F B C 1-3 K ③			4	0	1	0	0	1	1
Jacque Jones, L (1, 9) OBP: 0.328, SLG: 0.491	X 0-0 G4-3 ③			C H 1-1 5 E 24 G5-3 58 FC6-4 HBP	X 0-0 FC4-2 ② 2-3 3-H			B X 1-0 HR		3	2	1	1	0	0	3
24 Henry Blanco, R (1, 3) OBP: 0.303, SLG: 0.428		C F F X 0-2 58 1B 5 1B G1-2-3 1B		C 1 B B S F X SAFE 2-2 G5-3 ① 1-2	B B F X 2-1 L7 ③			B F C S 1-3 K ①		4	0	1	0	0	1	3
5 Ronny Cedeno, R (1, 6) OBP: 0.275, SLG: 0.333	B F B B X 3-1 58 1B 1-2 1B			C B B X 1-2 E6 58 FC6-4 2-3		F C F F X 0-2 G6-3 ①		B S S B X 2-2 1B		4	0	2	0	0	0	1
58 Geovany Soto, R (1, 2) OBP: 0.231, SLG: 0.308	X 0-0 1-2 2-3 1B			B 1 SAFE S B C X 2-2 FC6-4 ② 1-2f 3-H		B B C B F X 3-2 2B		B X 1-0 F9 ②		4	0	2	1	0	0	2
53 Rich Hill, L (1, 1) OBP: 0.148, SLG: 0.154	C S B S 1-3 K ①			X 0-0 P6 ③		T B S S 1-3 K ②		B C S S 1-3 K ③		4	0	0	0	0	3	6
Inning Stats	R: 1 E: 0 K: 0 S: 9 H: 2 LOB: 1 BB: 0 P: 12	R: 0 E: 0 K: 1 S: 12 H: 3 LOB: 2 BB: 0 P: 16	R: 0 E: 1 K: 0 S: 4 H: 0 LOB: 0 BB: 0 P: 7	R: 1 E: 1 K: 0 S: 12 H: 0 LOB: 1 BB: 0 P: 18	R: 1 E: 0 K: 0 S: 12 H: 2 LOB: 2 BB: 1 P: 21	R: 0 E: 0 K: 2 S: 12 H: 1 LOB: 1 BB: 0 P: 16	R: 0 E: 0 K: 2 S: 8 H: 0 LOB: 0 BB: 0 P: 9	R: 1 E: 0 K: 2 S: 11 H: 2 LOB: 1 BB: 0 P: 17	R: 0 E: 0 K: 1 S: 14 H: 0 LOB: 0 BB: 0 P: 18	1B: 6 2B: 3 3B: 0 HR: 1	SF: 0 SAC: 0 DP: 2 HBP: 1						

PITCHER		IP	WLS	BF	H	R	ER	SO	BB	IBB	HBP	BLK	WP	HR	S	P	ERA	WHIP
Chris Michalak, L ERA: 4.88	(1, 1)	4.2	L	23	7	3	2	1	1	0	1	0	0	0	47	70	3.86	1.714
31 Matt Belisle, R ERA: 4.6	(5, 1)	0.1		1	0	0	0	0	0	0	0	0	0	0	2	4	0.00	0.000
38 Gary Majewski, R ERA: 4.68	(6, 1)	0.2		3	1	0	0	1	0	0	0	0	0	0	10	14	0.00	1.500
37 Brian Shackelford, L ERA: 7.47	(6, 1)	0.1		1	0	0	0	0	0	0	0	0	0	0	2	2	0.00	0.000
Ryan Franklin, R ERA: 4.81	(7, 1)	1.0		3	0	0	0	2	0	0	0	0	0	0	8	9	0.00	0.000

PITCHER		IP	WLS	BF	H	R	ER	SO	BB	IBB	HBP	BLK	WP	HR	S	P	ERA	WHIP
45 Bill Bray, L ERA: 4.13	(8, 1)	1.0		5	2	1	1	2	0	0	0	0	0	1	11	17	9.00	2.000

AB	34
R	4
H	10
RBI	4
BB	1
SO	6
LOB	22

TOP

Batter	1	2	3	4	5	6	7	8	9	AB	R	H	RBI	BB	SO	LOB
Dewayne Wise, L (1, 8) OBP: 0.174, SLG: 0.217	C X 0-1 G4-3 ①		C B S F S 1-3 K ②		C C B X 1-2 G4-3 ③			F X 0-1 G4-3 ①	X 0-0 FC6-4 1-2f ③	5	0	0	0	0	1	2
Scott Hatteberg, L (1, 3) OBP: 0.388, SLG: 0.450	C B B X 2-1 G3 ②		B F B X 2-1 L4 ③			B F F B B B 4-2 G4-5-3 BB		B X 1-0 F9 ②		3	0	0	0	1	0	0
Rich Aurilia, R (1, 6) OBP: 0.352, SLG: 0.530 9 Juan Castro, R (6, 6) OBP: 0.271, SLG: 0.343	C B B F F B B 4-2 BB			C B X 1-1 BB 1B		F F B S 1-3 K ①		B S B X 2-1 L7 ③		2 1	0 0	1 0	0 0	1 0	1 0	1 0
Adam Dunn, L (1, 7) OBP: 0.367, SLG: 0.507 27 Chris Denorfia, R (8, 7) OBP: 0.304, SLG: 0.258	B S B T F X 2-2 F8 ③			F B F B B F B 4-2 G3-6-1 1-2 BB		X 0-0 G4-5-3 ② ③ 1-2f			B B X 2-0 2B 1B 1B	2 1	0 1	0 1	0 0	1 0	0 0	2 0
12 Edwin Encarnación, R (1, 5) OBP: 0.370, SLG: 0.499		B C F B B S 3-3 K ①		C D C S 1-3 K ①			F B X 1-1 G5-3 1B		F B C S 1-3 K ①	4	0	1	0	0	3	3
Javier Valentin, S (1, 2) OBP: 0.321, SLG: 0.457		B X 1-0 2B		X 0-0 G3-6-1 ② ③ 1-2f			X 0-0 G5-3 ① 1-2		C S D F X 1-2 2B G4-3 1-2 1B	4	1	2	0	0	0	3
Todd Hollandsworth, L (1, 9) OBP: 0.271, SLG: 0.416		C S B B S 2-3 K ②			F S B X 1-2 F7 ①		B F B B B 4-1 BB		F F X 0-2 G4-3 1B 1-3 2-H 2B	3	1	1	1	1	1	1
Ray Olmedo, S (1, 4) OBP: 0.259, SLG: 0.280		C B X 1-1 G4-3 ③			X 0-0 G4-3 ②		C F F F F F X 0-2 P6 ②		F F X 0-2 G4-3 2-3 3-H ②	4	0	0	1	0	0	4
22 Eric Milton, L (1, 1) OBP: 0.167, SLG: 0.167 Sun-Woo Kim, R (1, 1) OBP: 0.000, SLG: 0.000 Brendan Harris, R (3, PH) OBP: 0.250, SLG: 0.250 Jason Johnson, R (3, 1) OBP: 0.000, SLG: 0.000 Royce Clayton, R (5, PH) OBP: 0.000, SLG: 0.000 Jason Standridge, R (5, 1) OBP: 0.000, SLG: 0.000 26 David Ross, R (7, PH) OBP: 0.154, SLG: 0.231 31 Matt Belisle, R (7, 1) OBP: 0.000, SLG: 0.000 38 Gary Majewski, R (8, 1) OBP: 0.000, SLG: 0.000 Norris Hopper, R (9, PH) OBP: 0.000, SLG: 0.000			C B B B F F X 3-2 P6 ①		B X 1-0 2B		B S S S B S 2-3 K ③		C S D X 1-2 FC6-4 3-H	0 0 1 0 1 0 1 0 0 0 0 1	0 0 0 0 0 0 0 0 0 0 0 0	0 0 0 0 1 0 0 0 0 0 0 1	0 0 0 0 0 0 0 0 0 0 0 0	0 0 0 0 0 0 0 0 0 0 0 0	0 0 0 0 0 1 0 0 0 0 0 1	0 0 0 0 0 2 0 0 0 0 0 0
Inning Stats	R: 0 E: 0 K: 0 S: 11 H: 0 LOB: 1 BB: 1 P: 19	R: 0 E: 0 K: 2 S: 9 H: 1 LOB: 1 BB: 0 P: 16	R: 0 E: 0 K: 1 S: 10 H: 0 LOB: 0 BB: 0 P: 16	R: 0 E: 0 K: 1 S: 9 H: 1 LOB: 1 BB: 1 P: 15	R: 0 E: 0 K: 0 S: 8 H: 1 LOB: 1 BB: 0 P: 11	R: 0 E: 0 K: 1 S: 6 H: 0 LOB: 0 BB: 1 P: 11	R: 0 E: 0 K: 1 S: 14 H: 1 LOB: 2 BB: 1 P: 21	R: 0 E: 0 K: 0 S: 5 H: 0 LOB: 0 BB: 0 P: 8	R: 3 E: 0 K: 1 S: 19 H: 4 LOB: 1 BB: 0 P: 24	1B: 5 2B: 3 3B: 0 HR: 0 SF: 0 SAC: 0 DP: 2 HBP: 0						

PITCHER		IP	WLS	BF	H	R	ER	SO	BB	IBB	HBP	BLK	WP	HR	S	P	ERA	WHIP
38 Carlos Zambrano, R ERA: 3.38	(1, 1)	7.0	W	27	4	0	0	6	4	0	0	0	0	0	67	109	0.00	1.143
44 Roberto Novoa, R ERA: 4.27	(8, 1)	1.0		3	0	0	0	0	0	0	0	0	0	0	5	8	0.00	0.000
46 Ryan Dempster, R ERA: 4.91	(9, 1)	1.0		7	4	3	3	1	0	0	0	0	0	0	19	24	27.00	4.000

livebaseballscorecards.com

Cincinnati Reds @ Chicago Cubs
Wrigley Field, Chicago, IL
Sun Sep 17 2006, 1:20 PM CDT
Att. 39,164 - Cloudy - 80 F

AB	33
R	3
H	8
RBI	3
BB	4
SO	7
LOB	18

BOTTOM

Batter	1	2	3	4	5	6	7	8	9	AB	R	H	RBI	BB	SO	LOB
Juan Pierre, L (1, 8) OBP: 0.332, SLG: 0.384 44 Roberto Novoa, R (8, 1) OBP: 0.200, SLG: 0.400 46 Ryan Dempster, R (9, 1)	X 0-1 2 16 1B 1B S B B X 2-2 1B		X 0-0 G3 ③		C B B X 2-1 G3 ③		C X 0-1 G4-3 ③			5 0 0	1 0 0	2 0 0	0 0 0	0 0 0	0 0 0	1 0 0
2 Ryan Theriot, R (1, 4) OBP: 0.398, SLG: 0.526	X 0-0 16 1B 1-2 HR 1B X 0-0 G6-3 ③			B C B C F X 2-2 HR		B S B B F X 3-2 HR		C C B F X 1-2 G3 ①		5	3	3	2	0	0	1
16 Aramis Ramirez, R (1, 5) OBP: 0.351, SLG: 0.545 9 Scott Moore, L (8, 5) OBP: 0.313, SLG: 0.500	X 0-0 HR 1-2 2-H 1B	F S X 0-2 L5 ①		B X 1-0 P2 ①		B F B X 2-1 24 1B 1B		B X 1-0 G6-3 ②		4 1	1 0	2 0	1 0	0 0	0 0	0 0
19 Matt Murton, R (1, 7) OBP: 0.360, SLG: 0.438	B C C B F F S 2-3 K ①	S B C B X 2-2 HR		C B B X 2-1 F9 ②		D D F F F B S 3-3 K ①		B B F B B 4-1 29 1B BB		4	1	1	1	1	2	3
Jacque Jones, L (1, 9) OBP: 0.330, SLG: 0.501 29 Ángel Pagán, S (8, 9) OBP: 0.323, SLG: 0.431	C B F X 1-2 HR 1-H 2-H	C B B C B C 3-3 K ②		X 0-0 24 1B 3B		F D S S 1-3 K ②		C X 0-1 1-2 1B		4 1	2 0	2 1	3 0	0 0	2 0	1 0
24 Henry Blanco, R (1, 3) OBP: 0.311, SLG: 0.438	X 0-0 5 HR 2B	C B X 2-1 G5-3 ③		C B X 1-1 3-H 1B		C B X 1-1 1-2 1B		C C B F X 1-2 G4-3 ③		5	1	3	1	0	0	2
5 Ronny Cedeno, R (1, 6) OBP: 0.275, SLG: 0.338	B S F F F X 1-2 2-H HR		C B F B X 2-2 G6-3 ①	B F C F X 1-2 G6-3 ③		S B X 1-1 G6-3 ③				4	1	1	2	0	0	3
58 Geovany Soto, R (1, 2) OBP: 0.294, SLG: 0.313	C B B X 2-1 G5-3 ②		C C H 1-2 38 FC1-6 HBP		C X 0-1 G6-3 ①		B F X 1-1 27 G6-4-3 1B			3	0	1	0	0	0	0
38 Carlos Zambrano, S (1, 1) OBP: 0.162, SLG: 0.379 27 Buck Coats, L (7, PH) OBP: 0.100, SLG: 0.100 (8, 8)	X 0-0 HR		X 0-0 FC1-6 ② 1-2f		B B X 2-0 G3 ②		F D X 1-1 ① ② G6-4-3 1-2f			3 1	1 0	1 0	1 0	0 0	0 0	1 1
Inning Stats	R: 7 E: 0 K: 1 S: 25 H: 8 LOB: 1 BB: 0 P: 33	R: 1 E: 0 K: 1 S: 11 H: 1 LOB: 0 BB: 0 P: 18	R: 0 E: 0 K: 0 S: 7 H: 0 LOB: 0 BB: 0 P: 10	R: 2 E: 0 K: 0 S: 14 H: 3 LOB: 1 BB: 0 P: 21	R: 0 E: 0 K: 0 S: 5 H: 0 LOB: 0 BB: 0 P: 9	R: 1 E: 0 K: 2 S: 16 H: 3 LOB: 2 BB: 0 P: 27	R: 0 E: 0 K: 0 S: 6 H: 1 LOB: 0 BB: 0 P: 8	R: 0 E: 0 K: 0 S: 12 H: 1 LOB: 2 BB: 1 P: 19		1B: 9 2B: 1 3B: 1 HR: 6 SF: 0 SAC: 0 DP: 1 HBP: 1						

PITCHER		IP	WLS	BF	H	R	ER	SO	BB	IBB	HBP	BLK	WP	HR	S	P	ERA	WHIP
22 Eric Milton, L ERA: 5.19	(1, 1)	0.1	L	7	6	6	6	1	0	0	0	0	0	2	18	22	162.00	18.000
Sun-Woo Kim, R ERA: 12.51	(1, 1)	1.2		8	3	2	2	1	0	0	0	0	0	2	18	29	10.80	1.800
Jason Johnson, R ERA: 6.28	(3, 1)	2.0		10	3	2	2	0	0	0	1	0	0	1	21	31	9.00	1.500
Jason Standridge, R ERA: 4.0	(5, 1)	2.0		9	3	1	1	2	0	0	0	0	0	1	21	36	4.50	1.500
31 Matt Belisle, R ERA: 4.45	(7, 1)	1.0		3	1	0	0	0	0	0	0	0	0	0	6	8	0.00	1.000

PITCHER		IP	WLS	BF	H	R	ER	SO	BB	IBB	HBP	BLK	WP	HR	S	P	ERA	WHIP
38 Gary Majewski, R ERA: 4.61	(8, 1)	1.0		5	1	0	0	0	1	0	0	0	0	0	12	19	0.00	2.000

livebaseballscorecards.com

Cincinnati Reds @ Chicago Cubs
Wrigley Field, Chicago, IL
Sun Sep 17 2006, 1:20 PM CDT
Att. 39,164 - Cloudy - 80 F

AB	40
R	11
H	17
RBI	11
BB	1
SO	4
LOB	13

Cincinnati Reds @ Houston Astros

Minute Maid Park, Houston, TX

Mon Sep 18 2006, 7:05 PM CDT

Att. 28,711 - Cloudy - 79 F

livebaseballscorecards.com

TOP

Batter	1	2	3	4	5	6	7	8	9	AB	R	H	RBI	BB	SO	LOB
6 Ryan Freel, R (1, 8) OBP: 0.364, SLG: 0.399	1-3 K		2-2 G6-3		1-3 K		1-2 4 CS 1B			4	0	1	0	0	2	2
4 Brandon Phillips, R (1, 4) OBP: 0.330, SLG: 0.435	0-1 F9		0-2 F9			0-2 G5-3	1-2 CS 1-2	0-0 G5-3		4	0	0	0	0	0	0
Adam Dunn, L (1, 7) OBP: 0.369, SLG: 0.511	1-1 2B			1-3 K		2-1 2B		4-2 BB		3	1	2	0	1	1	0
Rich Aurilia, R (1, 6) OBP: 0.351, SLG: 0.529	3-2 L4			1-0 F7		0-0 2B 2-H		0-3 K		4	0	1	1	0	1	2
Scott Hatteberg, L (1, 3) OBP: 0.387, SLG: 0.448		1-0 12 FC5-4 1B		2-2 G5-3		1-2 P5		2-1 G3		4	0	1	0	0	0	2
12 Edwin Encarnación, R (1, 5) OBP: 0.366, SLG: 0.493		1-1 FC5-4 26 1B 1-2f			1-3 K	1-3 K			2-2 G5-3	4	0	0	0	0	2	2
26 David Ross, R (1, 2) OBP: 0.356, SLG: 0.594		3-1 SAFE 27 G6-4-3 1B 1-3			1-0 27 1B HBP		1-3 K		2-3 K	3	0	1	0	0	2	0
27 Chris Denorfia, R (1, 9) OBP: 0.306, SLG: 0.262 Todd Hollandsworth, L (9, PH) OBP: 0.274, SLG: 0.433		1-2 G6-4-3 1-2f			1-2 1B 1-2		0-3 K		0-1 HR	3 1	0 1	1 1	0 1	0 0	1 0	2 0
Kyle Lohse, R (1, 1) OBP: 0.158, SLG: 0.158 Ray Olmedo, S (7, PH) OBP: 0.286, SLG: 0.423 Rheal Cormier, L (7, 1) 25 David Weathers, R (8, 1) Javier Valentin, S (9, PH) OBP: 0.319, SLG: 0.455			0-3 K		0-1 B5		1-0 HR		1-1 G3-1	2 1 0 0 1	0 1 0 0 0	0 1 0 0 0	0 1 0 0 0	0 0 0 0 0	1 0 0 0 0	2 0 0 0 0
Inning Stats	R: 0 E: 0 K: 1 S: 12 H: 1 LOB: 1 BB: 0 P: 17	R: 0 E: 0 K: 0 S: 8 H: 2 LOB: 1 BB: 0 P: 14	R: 0 E: 0 K: 1 S: 9 H: 0 LOB: 0 BB: 0 P: 11	R: 0 E: 0 K: 1 S: 7 H: 0 LOB: 0 BB: 0 P: 11	R: 0 E: 0 K: 2 S: 12 H: 1 LOB: 2 BB: 0 P: 16	R: 1 E: 0 K: 1 S: 12 H: 2 LOB: 1 BB: 0 P: 16	R: 1 E: 0 K: 2 S: 17 H: 2 LOB: 0 BB: 0 P: 21	R: 0 E: 0 K: 1 S: 8 H: 0 LOB: 1 BB: 1 P: 14	R: 1 E: 0 K: 1 S: 10 H: 1 LOB: 0 BB: 0 P: 15	1B: 4 2B: 3 3B: 0 HR: 2 SF: 0 SAC: 0 DP: 1 HBP: 1						

PITCHER		IP	WLS	BF	H	R	ER	SO	BB	IBB	HBP	BLK	WP	HR	S	P	ERA	WHIP
44 Roy Oswalt, R ERA: 3.05	(1, 1)	6.2	W	28	8	2	2	8	0	0	1	0	0	1	75	103	2.70	1.200
Chad Qualls, R ERA: 4.06	(7, 1)	1.1	H	4	0	0	0	1	1	0	0	0	0	0	10	17	0.00	0.750
Dan Wheeler, R ERA: 2.53	(9, 1)	1.0	S	4	1	1	1	1	0	0	0	0	0	1	10	15	9.00	1.000

PITCHER	IP	WLS	BF	H	R	ER	SO	BB	IBB	HBP	BLK	WP	HR	S	P	ERA	WHIP

AB	34
R	3
H	9
RBI	3
BB	1
SO	10
LOB	12

BOTTOM

Batter	1	2	3	4	5	6	7	8	9	AB	R	H	RBI	BB	SO	LOB
Craig Biggio, R (1, 4) OBP: 0.305, SLG: 0.421 16 Jason Lane, R (9, 9) OBP: 0.324, SLG: 0.396	0-0 L7	1-2 1B 2-3 3-H 1B		0-0 G4-3 2-3			2-3 K			4 0	0 0	1 0	1 0	0 0	1 0	1 0
Mike Lamb, L (1, 5) OBP: 0.361, SLG: 0.482	1-1 F7	0-0 1-2 3-H 1B		1-0 F7			0-1 F7			4	0	1	1	0	0	1
17 Lance Berkman, S (1, 3) OBP: 0.413, SLG: 0.616	4-1 FC4-6 BB	0-3 K			1-3 K		3-2 3B 1B			3	1	1	0	1	2	2
Luke Scott, L (1, 7) OBP: 0.464, SLG: 0.636	1-0 FC4-6 1-2f	3-2 G3-1			1-0 F7		1 SAFE 1-2 1-H 3B			4	0	1	1	0	0	3
Aubrey Huff, L (1, 9) OBP: 0.335, SLG: 0.461 Charlton Jimerson, R (8, 9) OBP: 0.250, SLG: 1.000 (9, 8)		1-1 28 BB 2 BB 1B 1B	2-2 P5		2-0 G6-3		1-2 L9			4 0	1 0	1 0	0 0	0 0	0 0	1 0
2 Chris Burke, R (1, 8) OBP: 0.359, SLG: 0.438 (9, 4)		4-2 28 BB 1B 1-2 BB	2-2 G6-3			0-1 G4-3		0-1 F9-6 28 SH2-4 1B		3	1	1	0	1	0	0
28 Adam Everett, R (1, 6) OBP: 0.289, SLG: 0.352		4-2 44 SH1-4 1B 1B 1-2 2-3 BB	0-0 F7			2-0 FC5-4 1B		1 SAFE 0-0 SH2-4 1-2		2	1	1	0	1	0	0
Brad Ausmus, R (1, 2) OBP: 0.308, SLG: 0.283		2-0 1B 44 SH1-4 1B 1-2 2-H 3-H 1B		2-0 G4-3 44 SH1-4 1B		1-0 FC5-4 1-2f		3-1 F9-6 2-2		4	1	2	2	0	0	2
44 Roy Oswalt, R (1, 1) OBP: 0.197, SLG: 0.222 Chad Qualls, R (7, 1) Dan Wheeler, R (9, 1)		2-1 SH1-4 1-2 2-3		0-1 SH1-4 1-2		1-3 K				1 0 0	0 0 0	0 0 0	0 0 0	1 0 0	1 0 0	1 0 0
Inning Stats	R: 0 E: 0 K: 0 S: 5 H: 0 LOB: 1 BB: 1 P: 11	R: 4 E: 0 K: 1 S: 24 H: 4 LOB: 2 BB: 2 P: 40	R: 0 E: 0 K: 0 S: 10 H: 0 LOB: 0 BB: 0 P: 14	R: 0 E: 0 K: 1 S: 5 H: 1 LOB: 1 BB: 0 P: 8	R: 0 E: 0 K: 1 S: 5 H: 0 LOB: 0 BB: 0 P: 9	R: 0 E: 0 K: 1 S: 7 H: 1 LOB: 1 BB: 0 P: 11	R: 1 E: 0 K: 1 S: 19 H: 2 LOB: 1 BB: 0 P: 26	R: 0 E: 0 K: 0 S: 5 H: 1 LOB: 0 BB: 0 P: 8		1B: 8 2B: 1 3B: 0 HR: 2 SF: 0 SAC: 3 DP: 1 HBP: 0						

PITCHER		IP	WLS	BF	H	R	ER	SO	BB	IBB	HBP	BLK	WP	HR	S	P	ERA	WHIP
Kyle Lohse, R ERA: 5.81	(1, 1)	6.0	L	27	6	4	4	3	3	0	0	0	0	0	56	93	6.00	1.500
Rheal Cormier, L ERA: 2.44	(7, 1)	1.0		5	2	1	1	1	0	0	0	0	0	0	19	26	9.00	2.000
25 David Weathers, R ERA: 3.82	(8, 1)	1.0		3	1	0	0	0	0	0	0	0	0	0	5	8	0.00	1.000

PITCHER	IP	WLS	BF	H	R	ER	SO	BB	IBB	HBP	BLK	WP	HR	S	P	ERA	WHIP

AB	29
R	5
H	9
RBI	5
BB	3
SO	4
LOB	11

Batter	1	2	3	4	5	6	7	8	9	AB	R	H	RBI	BB	SO	LOB
6 Ryan Freel, R (1, 8) OBP: 0.363, SLG: 0.400	B B C X 2-1 ① L4		B B C S X 2-2 ② G6-3		B B X 2-0 G3 1B 2-H 3-H 2B		F B C F C 1-3 ③ K			4	1	1	2	0	1	0
4 Brandon Phillips, R (1, 4) OBP: 0.329, SLG: 0.434 Ray Olmedo, S (1, 4) OBP: 0.258, SLG: 0.379	X 0-0 ② G1-3		B B B C X 3-1 ③ F7		B B X 2-0 ② G3 2-3			B X 1-0 ① G3-1		1 3	0 0	0 0	0 0	0 0	0 0	0 1
Adam Dunn, L (1, 7) OBP: 0.368, SLG: 0.509 Dewayne Wise, L (8, 7) OBP: 0.174, SLG: 0.217	B F B S S 2-3 ③ K			C B F F B F B T 3-2 ① K	X 0-0 1B 3-H			S C B X 1-2 ② F7		4 0	0 0	1 0	1 0	0 0	2 0	0 0
Rich Aurilia, R (1, 6) OBP: 0.348, SLG: 0.524 Scott Schoeneweis, L (8, 1) 25 David Weathers, R (8, 1)		B C F X 1-2 ① G1-3		X 0-0 ② P6	B B B C F X 3-2 ③ F7			B B X 2-0 ③ G5-3		4 0 0	0 0 0	0 0 0	0 0 0	0 0 0	0 0 0	1 0 0
Scott Hatteberg, L (1, 3) OBP: 0.388, SLG: 0.447		B B B B 4-0 27 HR BB		B B C X 3-1 1B		C F B X 1-2 ① G6-3			C C B B X 2-2 ① G1-3	3	1	1	0	1	0	0
12 Edwin Encarnación, R (1, 5) OBP: 0.363, SLG: 0.488 Royce Clayton, R (9, 6) OBP: 0.306, SLG: 0.342		B C B X 2-1 ② P1		B S X 1-1 ③ G3-1		X 0-0 ② G5-3			B B X 2-0 ② P4	4 0	0 0	0 0	0 0	0 0	0 0	2 0
27 Chris Denorfia, R (1, 9) OBP: 0.316, SLG: 0.319		B X 1-0 1-H HR		B C X 1-1 39 SH5-4 6 2B 1B		B F B S B S 3-3 ③ K			C B B C X 2-2 ③ G6-3	4	2	2	2	0	1	0
Jason LaRue, R (1, 2) OBP: 0.314, SLG: 0.341		C B B B S F B F X 3-2 ③ F8			S X 0-1 39 SH5-4 6 2B 1-2 1B		F S S 0-3 ① K			3	1	1	0	0	1	0
39 Aaron Harang, R (1, 1) OBP: 0.145, SLG: 0.119 9 Juan Castro, R (8, 6) OBP: 0.271, SLG: 0.343 (9, 5)			B B B C C T 3-2 ① K		C 2 SAFE B X 1-1 ① SH5-4 1-2 2-3		S C S 0-3 ② K			2 0	0 0	0 0	0 0	0 0	2 0	0 0
Inning Stats	R: 0 E: 0 K: 1 S: 6 H: 0 LOB: 0 BB: 0 P: 10	R: 2 E: 0 K: 0 S: 11 H: 1 LOB: 0 BB: 1 P: 22	R: 0 E: 0 K: 1 S: 8 H: 0 LOB: 0 BB: 0 P: 16	R: 0 E: 0 K: 1 S: 10 H: 1 LOB: 1 BB: 0 P: 17	R: 3 E: 0 K: 0 S: 12 H: 4 LOB: 1 BB: 0 P: 21	R: 0 E: 0 K: 1 S: 7 H: 0 LOB: 0 BB: 0 P: 11	R: 0 E: 0 K: 3 S: 10 H: 0 LOB: 0 BB: 0 P: 11	R: 0 E: 0 K: 0 S: 5 H: 0 LOB: 0 BB: 0 P: 9	R: 0 E: 0 K: 0 S: 7 H: 0 LOB: 0 BB: 0 P: 13	1B: 4 2B: 1 3B: 0 HR: 1		SF: 0 SAC: 1 DP: 0 HBP: 0		WP: 0 PB: 0 SB: 0 CS: 0		PA: 34

PITCHER		IP	WLS	BF	H	R	ER	SO	BB	IBB	HBP	BLK	WP	HR	S	P	ERA	WHIP
37 Matt Albers, R ERA: 6.0	(1, 1)	4.2	L	21	6	5	5	3	1	0	0	0	0	1	44	80	9.64	1.500
64 Fernando Nieve, R ERA: 4.01	(5, 1)	0.1		1	0	0	0	0	0	0	0	0	0	0	3	6	0.00	0.000
43 Chris Sampson, R ERA: 2.66	(6, 1)	3.0		9	0	0	0	4	0	0	0	0	0	0	22	31	0.00	0.000
Trever Miller, L ERA: 3.11	(9, 1)	0.1		1	0	0	0	0	0	0	0	0	0	0	3	5	0.00	0.000
Chad Qualls, R ERA: 4.03	(9, 1)	0.2		2	0	0	0	0	0	0	0	0	0	0	4	8	0.00	0.000

PITCHER		IP	WLS	BF	H	R	ER	SO	BB	IBB	HBP	BLK	WP	HR	S	P	ERA	WHIP

TOP

Cincinnati Reds @ Houston Astros
Minute Maid Park, Houston, TX
Tue Sep 19 2006, 7:05 PM CDT
Att. 36,930 - Clear - 84 F

livebaseballscorecards.com

AB	32
R	5
H	6
RBI	5
BB	1
SO	7
LOB	4

Batter	1	2	3	4	5	6	7	8	9	AB	R	H	RBI	BB	SO	LOB
Craig Biggio, R (1, 4) OBP: 0.304, SLG: 0.418	C B B S B X 3-2 G6-4-3 1B		C B B S F S 2-3 ② K		D X 1-0 ③ G4-3			B B X 2-0 ② F7	F B B X 2-1 ③ G5-3	5	0	1	0	0	1	2
Mike Lamb, L (1, 5) OBP: 0.360, SLG: 0.480 (9, 3)	F X 0-1 ① ② G6-4-3 1-2f		C B F F S 1-3 ③ K			B S S F S 1-3 ① K		X 0-0 17 BB 2B 1B		4	1	1	0	0	2	1
17 Lance Berkman, S (1, 3) OBP: 0.415, SLG: 0.618 (9, 9)	X 0-0 3B 1B			B X 1-0 F8 F7-2-6 2B		F X 0-1 ② F8		B B B C B 4-1 2B 1-2 BB		3	1	2	0	1	0	0
Luke Scott, L (1, 7) OBP: 0.469, SLG: 0.675	D B S F B X 3-2 1-H 3B			F X 0-1 ① F8 2-3		X 0-0 HR		C B F B X 2-2 1-3 2-H 2B		4	1	3	3	0	0	1
Aubrey Huff, L (1, 9) OBP: 0.335, SLG: 0.458 Trever Miller, R (9, 1) Chad Qualls, R (9, 1)	B B C S X 2-2 ③ P6			X 0-0 ② ③ F7-2-6 3-3		F S B X 1-2 ③ G4-3		H 1-0 HBP		3 0 0	0 0 0	0 0 0	0 0 0	0 0 0	0 0 0	2 0 0
2 Chris Burke, R (1, 8) OBP: 0.356, SLG: 0.432		F F X 0-2 ① G3-1			C S X 0-2 ① P2		B X 1-0 ① G4-3	B B X 2-0 ③ P6		4	0	0	0	0	0	3
28 Adam Everett, R (1, 6) OBP: 0.288, SLG: 0.358		S B B F X 2-2 ② L5			B X 1-0 HR		B C F X 1-2 ② F8		C F S 0-3 ① K	4	1	1	1	0	1	0
Humberto Quintero, R (1, 2) OBP: 0.308, SLG: 0.385 Orlando Palmeiro, L (9, PH) OBP: 0.274, SLG: 0.292		F F B C 1-3 ③ K			B F X 1-1 2B		B F F X 1-2 ③ G6-3		B X 1-0 ② G6-3	3 1	0 0	1 0	0 0	0 0	1 0	0 0
37 Matt Albers, L (1, 1) 64 Fernando Nieve, R (5, 1) OBP: 0.222, SLG: 0.125 Eric Munson, L (5, PH) OBP: 0.271, SLG: 0.350 43 Chris Sampson, R (6, 1) Morgan Ensberg, R (8, PH) OBP: 0.390, SLG: 0.459 (9, 5) Charlton Jimerson, R (9, PR) OBP: 0.250, SLG: 1.000			C X 0-1 ① F7		C B X 1-1 ② G5-3			S S S B S 2-3 ① K	B B B B 4-0 BB	1 0 1 0 1 0	0 0 0 0 0 0	0 0 0 0 1 0	0 0 0 0 1 0	0 0 0 0 1 0	0 0 1 0 0 0	0 0 1 0 1 0
Inning Stats	R: 1 E: 0 K: 0 S: 12 H: 3 LOB: 1 BB: 0 P: 20	R: 0 E: 0 K: 1 S: 9 H: 0 LOB: 0 BB: 0 P: 12	R: 0 E: 0 K: 2 S: 10 H: 0 LOB: 0 BB: 0 P: 13	R: 0 E: 0 K: 0 S: 4 H: 1 LOB: 0 BB: 0 P: 5	R: 1 E: 0 K: 0 S: 9 H: 2 LOB: 1 BB: 0 P: 13	R: 1 E: 0 K: 1 S: 10 H: 1 LOB: 0 BB: 0 P: 12	R: 0 E: 0 K: 0 S: 7 H: 0 LOB: 0 BB: 0 P: 10	R: 1 E: 0 K: 1 S: 10 H: 2 LOB: 3 BB: 1 P: 23	R: 0 E: 0 K: 1 S: 6 H: 0 LOB: 1 BB: 1 P: 13	1B: 3 2B: 4 3B: 1 HR: 2		SF: 0 SAC: 1 DP: 2 HBP: 1		WP: 0 PB: 0 SB: 0 CS: 0		PA: 37

PITCHER		IP	WLS	BF	H	R	ER	SO	BB	IBB	HBP	BLK	WP	HR	S	P	ERA	WHIP
39 Aaron Harang, R ERA: 3.91	(1, 1)	7.2	W	29	8	4	4	5	0	0	0	0	0	2	66	94	4.70	1.043
Scott Schoeneweis, L ERA: 5.14	(8, 1)	0.0		3	1	0	0	0	1	0	1	0	0	0	4	11	∞	∞
25 David Weathers, R ERA: 3.75	(8, 1)	1.1	S	5	0	0	0	1	1	0	0	0	0	0	7	16	0.00	0.750

PITCHER		IP	WLS	BF	H	R	ER	SO	BB	IBB	HBP	BLK	WP	HR	S	P	ERA	WHIP

BOTTOM

Cincinnati Reds @ Houston Astros
Minute Maid Park, Houston, TX
Tue Sep 19 2006, 7:05 PM CDT
Att. 36,930 - Clear - 84 F

livebaseballscorecards.com

AB	34
R	4
H	9
RBI	4
BB	2
SO	6
LOB	10

TOP

Batter	1	2	3	4	5	6	7	8	9	AB	R	H	RBI	BB	SO	LOB
6 Ryan Freel, R (1, 8) OBP: 0.363, SLG: 0.399 Norris Hopper, R (4, 8) OBP: 0.393, SLG: 0.348	B1-3		1B BB			F9	F8		G4-3 BB	1 0 0 0 1 0 0 2 0 0 0 1 0 2						
Ray Olmedo, S (1, 4) OBP: 0.278, SLG: 0.382 (8, 9)	G4-3		P 1 SAFE 1 SAFE F P 1 SAFE 1 SAFE B X 1-3 1B			BB 1B		G6-3	X 0-0 G4-3 1-2	5 0 2 0 0 0 1						
Scott Hatteberg, L (1, 3) OBP: 0.386, SLG: 0.443	G6-3		B X 1-1 F7			1 SAFE 1 SAFE C F F X 0-2 F7		B B C B B 4-1 26 BB BB FC3-2 BB	X 0-0 G3-1	4 0 0 0 1 0 4						
Adam Dunn, L (1, 7) OBP: 0.371, SLG: 0.509		C B F F B B B 4-2 26 S BB		C S B B C 2-3 K		B B C F B B 4-2 1-2 BB		B B B B 4-0 FC3-2 26 BB 9 1B 1-2 BB		1 1 0 0 3 1 0						
26 David Ross, R (1, 2) OBP: 0.354, SLG: 0.586		F S F B B 1 SAFE B F B S 3-3 K 1-2		F B B S F C 2-3 K		S F B B F X 1-2 F8		C F D D B B 4-2 FC3-2 9 1B 1-2 2-3 BB		3 1 0 0 1 2 3						
Royce Clayton, R (1, 6) OBP: 0.304, SLG: 0.339		D F C S 1-3 K		F B X 1-1 F8			F B S S 1-3 K	B S B S F F B F X 3-2 FC3-2 9 1B 1-2 2-3 3-Hf		4 0 0 0 0 2 4						
9 Juan Castro, R (1, 5) OBP: 0.275, SLG: 0.346		D S S D X 2-2 G5-3			F B B S X 2-2 F9		F C F X 0-2 1B	X 0-0 1-2 2-H 3-H 1B		4 0 2 2 0 0 1						
27 Chris Denorfia, R (1, 9) OBP: 0.312, SLG: 0.314 Todd Hollandsworth, L (4, 9) OBP: 0.276, SLG: 0.434 Rich Aurilia, R (8, PH) OBP: 0.347, SLG: 0.523 56 Todd Coffey, R (8, 1)			S B B C S 2-3 K		B S F X 1-2 61 B2-6-4 1B		B B C S 1-3 K	B F C X 1-2 F7		1 0 0 0 0 1 0 2 0 1 0 0 1 1 1 0 0 0 0 0 2 0 0 0 0 0 0 0						
61 Bronson Arroyo, R (1, 1) OBP: 0.150, SLG: 0.234 45 Bill Bray, L (6, 1) Dewayne Wise, L (7, PH) OBP: 0.208, SLG: 0.250 37 Brian Shackelford, L (7, 1) Jason Standridge, R (7, 1) Brendan Harris, R (8, 4) OBP: 0.293, SLG: 0.270			C B F B F F S 2-3 K		X 0-0 B2-6-4 1-2f		X 0-0 1-2 1B		C C S 0-3 K	2 0 0 0 0 1 1 0 0 0 0 0 0 0 1 0 1 0 0 0 0 0 0 0 0 0 0 0 0 0 0 0 0 0 0 1 0 0 0 0 1 0						
Inning Stats	R: 0 E: 0 K: 0 S: 9 H: 0 LOB: 0 BB: 0 P: 12	R: 0 E: 0 K: 2 S: 14 H: 0 LOB: 1 BB: 1 P: 24	R: 0 E: 0 K: 2 S: 17 H: 1 LOB: 2 BB: 1 P: 27	R: 0 E: 0 K: 2 S: 9 H: 0 LOB: 0 BB: 0 P: 14	R: 0 E: 0 K: 0 S: 7 H: 1 LOB: 0 BB: 0 P: 10	R: 0 E: 0 K: 0 S: 13 H: 1 LOB: 2 BB: 1 P: 20	R: 0 E: 0 K: 2 S: 14 H: 2 LOB: 2 BB: 0 P: 17	R: 2 E: 0 K: 0 S: 17 H: 1 LOB: 2 BB: 3 P: 34	R: 0 E: 0 K: 1 S: 7 H: 0 LOB: 1 BB: 1 P: 11	1B: 6 2B: 0 3B: 0 HR: 0	SF: 0 SAC: 0 DP: 1 HBP: 0					

PITCHER		IP	WLS	BF	H	R	ER	SO	BB	IBB	HBP	BLK	WP	HR	S	P	ERA	WHIP
Roger Clemens, R ERA: 2.37	(1, 1)	6.0	W	23	3	0	0	6	3	0	0	0	0	0	69	107	0.00	1.000
Russ Springer, R ERA: 3.65	(7, 1)	1.0		5	2	0	0	2	0	0	0	0	0	0	14	17	0.00	2.000
64 Fernando Nieve, R ERA: 4.18	(8, 1)	0.2		6	1	2	2	0	3	0	0	0	0	0	14	30	27.00	6.000
Trever Miller, L ERA: 3.09	(8, 1)	0.1		1	0	0	0	0	0	0	0	0	0	0	3	4	0.00	0.000
54 Brad Lidge, R ERA: 5.54	(9, 1)	1.0		4	0	0	0	1	1	0	0	0	0	0	7	11	0.00	1.000

PITCHER	IP	WLS	BF	H	R	ER	SO	BB	IBB	HBP	BLK	WP	HR	S	P	ERA	WHIP

Cincinnati Reds @ Houston Astros
Minute Maid Park, Houston, TX
Wed Sep 20 2006, 1:05 PM CDT
Att. 31,928 - Roof Closed - 73 F

livebaseballscorecards.com

AB	32
R	2
H	6
RBI	2
BB	7
SO	9
LOB	19

BOTTOM

Batter	1	2	3	4	5	6	7	8	9	AB	R	H	RBI	BB	SO	LOB
Craig Biggio, R (1, 4) OBP: 0.304, SLG: 0.423 4 Eric Bruntlett, R (8, 8) OBP: 0.339, SLG: 0.327	P6		F L S B B S 2-3 K		B C S F B B X 3-2 F9	B X 1-0 2-H 3-H HR		C B B F X 2-2 FC6 1B		4 1 1 3 0 1 2 1 0 1 0 0 0 0						
Mike Lamb, L (1, 5) OBP: 0.358, SLG: 0.474	C B B B C X 3-2 G3		B X 1-0 F8		B B B C B 4-1 17 HBP 3B BB	X 0-0 G3		B X 1-0 FC6 1-2f		4 1 0 0 1 0 2						
17 Lance Berkman, S (1, 3) OBP: 0.416, SLG: 0.615	B F F B B X 3-2 F9		B B C B B 4-1 BB		F S B H 2-2 3B 1-2 HBP	F B B X 2-1 G6-3				2 1 0 0 1 0 0						
Luke Scott, L (1, 7) OBP: 0.470, SLG: 0.700		X 0-0 HR	B C X 1-1 G3-1		F B S B B F X 3-2 1-H 2-H 3-H 3B		X 0-0 F9			4 1 2 4 0 0 2						
Aubrey Huff, L (1, 9) OBP: 0.334, SLG: 0.455 Charlton Jimerson, R (9, 9) OBP: 0.250, SLG: 1.000		B B C C S 2-3 K		B X 1-0 G4-3	I I I I 4-0 IBB		B S B T S 2-3 K			3 0 0 0 1 2 0 0 0 0 0 0 0 0						
2 Chris Burke, R (1, 8) OBP: 0.354, SLG: 0.430 (8, 4)		B B C B F F F F C 3-3 K		C X 0-1 P5	C F S 0-3 K		B X 1-0 1B			4 0 1 0 0 2 2						
28 Adam Everett, R (1, 6) OBP: 0.290, SLG: 0.358		X 0-0 1B		C B B X 2-1 F7		B B B C C B 4-2 SH3-4 1B HR BB	X 0-0 P2			3 1 1 0 1 0 1						
Brad Ausmus, R (1, 2) OBP: 0.309, SLG: 0.288		X 0-0 G1-3			C C B B X 2-2 SH1-4 3B 2B	1 SAFE C F B F X 1-2 SH3-4 HR 1B		F B B B X 2-1 G1-3		4 2 2 0 0 0 1						
Roger Clemens, R (1, 1) OBP: 0.222, SLG: 0.130 Russ Springer, R (7, 1) 64 Fernando Nieve, R (8, 1) OBP: 0.222, SLG: 0.125 Trever Miller, R (8, 1) Orlando Palmeiro, L (8, PH) OBP: 0.272, SLG: 0.290 54 Brad Lidge, R (9, 1)			C C B B X 2-2 2B		L B B X 2-1 SH1-4 2-3	B B L L X 2-2 SH3-4 1-2 2-3		B B C C B X 3-2 F7		1 0 1 0 0 0 0 0 0 0 0 0 0 0 0 0 0 0 0 0 0 0 0 0 0 0 0 0 1 0 0 0 0 0 0 0 0 0 0 0 0 0						
Inning Stats	R: 0 E: 0 K: 0 S: 9 H: 0 LOB: 0 BB: 0 P: 16	R: 1 E: 0 K: 2 S: 12 H: 2 LOB: 1 BB: 0 P: 17	R: 0 E: 0 K: 1 S: 11 H: 1 LOB: 2 BB: 1 P: 21	R: 0 E: 0 K: 0 S: 5 H: 0 LOB: 0 BB: 0 P: 8	R: 3 E: 0 K: 1 S: 19 H: 2 LOB: 2 BB: 2 P: 39	R: 3 E: 0 K: 0 S: 13 H: 2 LOB: 0 BB: 1 P: 23	R: 0 E: 0 K: 1 S: 6 H: 1 LOB: 1 BB: 0 P: 9	R: 0 E: 0 K: 0 S: 9 H: 1 LOB: 1 BB: 0 P: 17		1B: 4 2B: 2 3B: 1 HR: 2	SF: 0 SAC: 2 DP: 0 HBP: 1					

PITCHER		IP	WLS	BF	H	R	ER	SO	BB	IBB	HBP	BLK	WP	HR	S	P	ERA	WHIP
61 Bronson Arroyo, R ERA: 3.38	(1, 1)	5.1	L	28	7	7	7	4	3	1	1	0	0	2	66	119	11.81	1.875
45 Bill Bray, L ERA: 4.07	(6, 1)	0.2		2	0	0	0	0	0	0	0	0	0	0	3	5	0.00	0.000
37 Brian Shackelford, L ERA: 7.16	(7, 1)	0.2		3	1	0	0	1	0	0	0	0	0	0	5	8	0.00	1.500
Jason Standridge, R ERA: 3.93	(7, 1)	0.1		1	0	0	0	0	0	0	0	0	0	0	1	1	0.00	0.000
56 Todd Coffey, R ERA: 3.45	(8, 1)	1.0		4	1	0	0	0	0	0	0	0	0	0	9	17	0.00	1.000

PITCHER	IP	WLS	BF	H	R	ER	SO	BB	IBB	HBP	BLK	WP	HR	S	P	ERA	WHIP

Cincinnati Reds @ Houston Astros
Minute Maid Park, Houston, TX
Wed Sep 20 2006, 1:05 PM CDT
Att. 31,928 - Roof Closed - 73 F

livebaseballscorecards.com

AB	31
R	7
H	9
RBI	7
BB	4
SO	5
LOB	10

Batter	1	2	3	4	5	6	7	8	9	AB	R	H	RBI	BB	SO	LOB
Juan Pierre, L (1, 8) OBP: 0.330, SLG: 0.385	B X 1-0 2 S 2 SH 1B		B X 1-0 ① G4-3		X 0-0 19 WP 2 BB 1B					3	1	2	0	0	0	0
2 Ryan Theriot, R (1, 4) OBP: 0.417, SLG: 0.529	B X 1-0 SH 16 CS 1-H		B B B C B 4-1 29 WP 19 HBP BB		1 SAFE B B B 1 SAFE C D 1 SAFE 1 SAFE B 4-1 19 WP 1-2 BB					0	0	0	0	2	0	0
16 Aramis Ramirez, R (1, 5) OBP: 0.350, SLG: 0.549	D 1 SAFE 1 SAFE 1 SAFE 1 SAFE C X 1-1 ① ② L5 1-2		B C 1 SAFE 1 SAFE X 1-1 ② F7		F F E D S 1-3 ② K					3	0	0	0	0	1	4
19 Matt Murton, R (1, 7) OBP: 0.362, SLG: 0.443	B C B X 2-1 ③ F9		B F C H 2-2 29 WP 1-2 HBP		C F F F B B F X 2-2 ③ G6-3 1-2 2-3					2	0	0	0	0	0	2
29 Ángel Pagán, S (1, 9) OBP: 0.310, SLG: 0.413		C C X 0-2 ① F7	F S B X 1-2 ③ G4-3 1-2 2-3							2	0	0	0	0	0	2
24 Henry Blanco, R (1, 3) OBP: 0.308, SLG: 0.442		B B X 2-0 HR		B C X 1-1 ① G6-3						2	1	1	1	0	0	0
5 Ronny Cedeno, R (1, 6) OBP: 0.275, SLG: 0.345		X 0-0 E7 58 FC5-2 2B		S L F S 0-3 ② K						2	0	1	0	0	1	0
58 Geovany Soto, R (1, 2) OBP: 0.261, SLG: 0.273		C S X 0-2 ② FC5-2 3-H		B X 1-0 ③ G3-1						2	0	0	0	0	0	1
53 Rich Hill, L (1, 1) OBP: 0.138, SLG: 0.143		C X 0-1 ③ L8			C F B F B F C 2-3 ① K					2	0	0	0	0	1	1
Inning Stats	R: 1 E: 1 K: 0 S: 6 H: 1 LOB: 0 BB: 0 P: 11	R: 1 E: 1 K: 0 S: 10 H: 2 LOB: 1 BB: 0 P: 12	R: 0 E: 0 K: 0 S: 9 H: 0 LOB: 2 BB: 1 P: 18	R: 0 E: 0 K: 1 S: 7 H: 0 LOB: 0 BB: 0 P: 9	R: 0 E: 0 K: 2 S: 17 H: 1 LOB: 2 BB: 1 P: 26					1B: 2 2B: 1 3B: 0 HR: 1 SF: 0 SAC: 1 DP: 0 HBP: 1						

PITCHER		IP	WLS	BF	H	R	ER	SO	BB	IBB	HBP	BLK	WP	HR	S	P	ERA	WHIP
Chris Michalak, L ERA: 4.5	(1, 1)	4.1	W	20	4	2	1	2	2	0	1	0	1	1	39	63	2.08	1.385
56 Todd Coffey, R ERA: 3.42	(5, 1)	0.2	S	2	0	0	0	1	0	0	0	0	1	0	10	13	0.00	0.000

PITCHER	IP	WLS	BF	H	R	ER	SO	BB	IBB	HBP	BLK	WP	HR	S	P	ERA	WHIP

TOP

Chicago Cubs @ Cincinnati Reds
Great American Ball Park, Cincinnati, OH
Fri Sep 22 2006, 7:10 PM EDT
Att. 21,332 - Overcast - 66 F

livebaseballscorecards.com

AB	18
R	2
H	4
RBI	1
BB	2
SO	3
LOB	10

Batter	1	2	3	4	5	6	7	8	9	AB	R	H	RBI	BB	SO	LOB
27 Chris Denorfia, R (1, 8) OBP: 0.300, SLG: 0.301	B S F F B X 2-2 ① G6-3		B C C B C 2-3 ② K		B X 1-0 ① F8					3	0	0	0	0	1	0
4 Brandon Phillips, R (1, 6) OBP: 0.327, SLG: 0.431	S T S 0-3 ② K		F C B X 1-2 ③ F9		C S B S 1-3 ② K					3	0	0	0	0	2	0
Rich Aurilia, R (1, 3) OBP: 0.347, SLG: 0.522	C F B F S 1-3 ③ K			X 0-0 12 HR 1B	C F B B B C 3-3 ③ K					3	1	1	0	0	2	0
Adam Dunn, L (1, 7) OBP: 0.369, SLG: 0.507		S B C B X 2-2 ① L9		B B C X 2-1 ① P6						2	0	0	0	0	0	1
12 Edwin Encarnación, R (1, 5) OBP: 0.366, SLG: 0.497		B B B C B 4-1 BB		B X 1-0 1-H HR						1	1	1	2	1	0	0
26 David Ross, R (1, 2) OBP: 0.352, SLG: 0.581		B F B S C 2-3 ② K		L B F F B S 2-3 ② K						2	0	0	0	0	2	1
9 Juan Castro, R (1, 4) OBP: 0.276, SLG: 0.345		1 SAFE 1 SAFE B S F F C 1-3 ③ K		S F B F F B B F F 4-2 F B BB						1	0	0	0	1	1	1
Norris Hopper, R (1, 9) OBP: 0.400, SLG: 0.480			B F F X 1-2 HR	F B F S 1-3 ③ K						2	1	1	1	0	1	1
Chris Michalak, L (1, 1) OBP: 0.375, SLG: 0.429			B C S C 1-3 ① K		F B C B B F F X 3-2 HR					1	0	0	0	0	1	0
56 Todd Coffey, R (5, 1)										0	0	0	0	0	0	0
Brendan Harris, R (5, PH) OBP: 0.310, SLG: 0.368										1	1	1	1	0	0	0
Inning Stats	R: 0 E: 0 K: 2 S: 11 H: 0 LOB: 0 BB: 0 P: 14	R: 0 E: 0 K: 2 S: 11 H: 0 LOB: 1 BB: 1 P: 20	R: 1 E: 0 K: 2 S: 12 H: 1 LOB: 0 BB: 0 P: 17	R: 2 E: 0 K: 2 S: 18 H: 2 LOB: 1 BB: 1 P: 28	R: 1 E: 0 K: 2 S: 12 H: 1 LOB: 0 BB: 0 P: 20					1B: 1 2B: 0 3B: 0 HR: 3 SF: 0 SAC: 1 DP: 0 HBP: 0						

PITCHER		IP	WLS	BF	H	R	ER	SO	BB	IBB	HBP	BLK	WP	HR	S	P	ERA	WHIP
53 Rich Hill, L ERA: 4.29	(1, 1)	5.0	L	21	4	4	4	10	2	0	0	0	0	3	64	99	7.20	1.200

PITCHER	IP	WLS	BF	H	R	ER	SO	BB	IBB	HBP	BLK	WP	HR	S	P	ERA	WHIP

BOTTOM

Chicago Cubs @ Cincinnati Reds
Great American Ball Park, Cincinnati, OH
Fri Sep 22 2006, 7:10 PM EDT
Att. 21,332 - Overcast - 66 F

livebaseballscorecards.com

AB	19
R	4
H	4
RBI	4
BB	2
SO	10
LOB	4

TOP

Batter	1	2	3	4	5	6	7	8	9	AB	R	H	RBI	BB	SO	LOB
Juan Pierre, L (1, 8) OBP: 0.330, SLG: 0.388	1-1 2 E 2B	1-1 E4 2 S		1-2 F8 ①	1-1 G4-3 ①		1-0 2 G5-3 2-H 2B			5	1	2	1	0	0	0
2 Ryan Theriot, R (1, 4) OBP: 0.416, SLG: 0.523	2-0 E2 16 HR 2-H 1B	3-2 G1-3 ③ 1-2		2-2 19 BB 16 E 29 BB 1B	0-2 L9 ②		1-2 G5-3 ② 2-3			5	2	2	0	0	0	2
16 Aramis Ramirez, R (1, 5) OBP: 0.350, SLG: 0.555	0-0 2-H HR	1-2 19 E 2B		3-2 FC6 29 BB 19 BB 1-2 1B	2-2 F9 ③		1-0 G3 ③			5	3	2	2	0	0	2
19 Matt Murton, R (1, 7) OBP: 0.362, SLG: 0.442	1-3 K ①	1-0 E8 29 1B SF9 2-H 1B		4-0 29 BB 1B 1-2 2-3 BB	1-1 G5-3 ①		1-1 G5-3 ①	1-2 G3-1 ①		4	2	1	0	1	1	0
29 Ángel Pagán, S (1, 9) OBP: 0.313, SLG: 0.409	1-2 K ②	0-1 1 SAFE 1-3 1B		4-1 1B 24 E 1-2 2-3 3-H BB	1-0 G6-3 ②		1-0 G6-3 ②	0-0 G4-3 ②		4	1	1	1	1	1	0
John Mabry, L (1, 3) OBP: 0.293, SLG: 0.328	4-2 BB	0-2 SF9 ① 3-H		0-0 24 E 1-3 2-H 3-H 1B	1-0 1B		1-0 1B	2-0 F8 ③		3	0	2	3	1	0	0
24 Henry Blanco, R (1, 2) OBP: 0.301, SLG: 0.431	2-2 G5-3 ③	0-3 K ②		0-0 E4 1-2 3-H	0-1 P4 ③			1-3 K ①		5	0	0	1	0	2	4
5 Ronny Cedeno, R (1, 6) OBP: 0.272, SLG: 0.341		0-0 F8 ①	1-0 L8 ③	1-3 K ②			1-0 E5 2B	0-0 F9 ②		5	1	0	0	0	1	3
38 Carlos Zambrano, S (1, 1) OBP: 0.167, SLG: 0.414		1-2 G3 ②		1-2 HR			0-3 K ①	0-1 G4-3 ③		4	1	1	1	0	2	3
47 Scott Eyre, L (8, 1)										0	0	0	0	0	0	0
Bob Howry, L (8, 1) OBP: 1.000, SLG: 1.000										0	0	0	0	0	0	0
27 Buck Coats, L (9, PH) OBP: 0.154, SLG: 0.231				K2-3 ③						1	0	0	0	0	0	0
46 Ryan Dempster, R (9, 1)										0	0	0	0	0	0	0
Inning Stats	R: 3 E: 1 K: 2 S: 16 H: 3 LOB: 1 BB: 1 P: 27	R: 0 E: 1 K: 0 S: 12 H: 0 LOB: 1 BB: 0 P: 17	R: 2 E: 1 K: 1 S: 13 H: 3 LOB: 1 BB: 0 P: 16	R: 5 E: 2 K: 2 S: 24 H: 3 LOB: 2 BB: 2 P: 41	R: 0 E: 0 K: 0 S: 10 H: 0 LOB: 0 BB: 0 P: 13	R: 0 E: 0 K: 0 S: 6 H: 1 LOB: 1 BB: 0 P: 9	R: 1 E: 1 K: 1 S: 10 H: 1 LOB: 1 BB: 0 P: 14	R: 0 E: 0 K: 0 S: 5 H: 0 LOB: 0 BB: 0 P: 8	R: 0 E: 0 K: 1 S: 6 H: 0 LOB: 0 BB: 0 P: 7	1B: 6 2B: 3 3B: 0 HR: 2	SF: 1 SAC: 0 DP: 0 HBP: 0					

PITCHER		IP	WLS	BF	H	R	ER	SO	BB	IBB	HBP	BLK	WP	HR	S	P	ERA	WHIP
Kyle Lohse, R ERA: 6.04	(1, 1)	3.0	L	18	7	6	5	3	1	0	0	0	0	2	45	65	15.00	2.667
Jason Standridge, R ERA: 4.82	(4, 1)	0.1		4	1	0	0	0	1	0	0	0	0	0	10	20	0.00	6.000
45 Bill Bray, L ERA: 4.2	(4, 1)	0.2		5	1	4	3	2	1	0	0	0	0	0	10	16	40.50	3.000
Jason Johnson, R ERA: 6.11	(5, 1)	3.0		12	2	1	0	1	0	0	0	0	0	0	26	36	0.00	0.667
38 Gary Majewski, R ERA: 4.54	(8, 1)	1.0		3	0	0	0	0	0	0	0	0	0	0	5	8	0.00	0.000

PITCHER		IP	WLS	BF	H	R	ER	SO	BB	IBB	HBP	BLK	WP	HR	S	P	ERA	WHIP
Ryan Franklin, R ERA: 4.74	(9, 1)	1.0		3	0	0	0	1	0	0	0	0	0	0	6	7	0.00	0.000

Chicago Cubs @ Cincinnati Reds
Great American Ball Park, Cincinnati, OH
Sat Sep 23 2006, 6:10 PM EDT
Att. 28,264 - Overcast - 69 F

livebaseballscorecards.com

AB	41
R	11
H	11
RBI	9
BB	3
SO	7
LOB	14

BOTTOM

Batter	1	2	3	4	5	6	7	8	9	AB	R	H	RBI	BB	SO	LOB
Dewayne Wise, L (1, 8) OBP: 0.207, SLG: 0.276	1-0 F8 ①	3-1 2-H 2B			2-2 G6-3 ①		0-2 G4-3 ②		2-2 E3 2-3	5	0	1	1	0	0	1
Scott Hatteberg, L (1, 3) OBP: 0.384, SLG: 0.439	2-1 G6-3 ②	0-2 G6-3 ③			4-2 12 BB BB		1-0 F7 ③		2-1 G4-3 ③	4	0	0	0	1	0	3
12 Edwin Encarnación, R (1, 5) OBP: 0.367, SLG: 0.496	1-3 K ③		0-1 1B		4-0 1-2 BB			1-2 G1-3 ①		3	0	1	0	1	1	0
Adam Dunn, L (1, 7) OBP: 0.370, SLG: 0.507		3-2 4 HR 1B 1B	2-3 K ①		1-1 P5 ②			0-1 FC6-4 1B		4	1	2	0	0	1	3
Javier Valentin, S (1, 2) OBP: 0.313, SLG: 0.444		0-1 F8 ①	2-2 F8 ②		0-0 L7 ③			2-3 K ②		4	0	0	0	0	1	5
Todd Hollandsworth, L (1, 9) OBP: 0.277, SLG: 0.433		0-1 4 HR 1-2 1B	3-3 K ③				2-3 K ①	0-0 FC6-4 ③ 1-2f		3	1	1	0	0	2	1
Norris Hopper, R (8, PH) (9, 9) OBP: 0.387, SLG: 0.462										1	0	0	0	0	0	1
4 Brandon Phillips, R (1, 6) OBP: 0.329, SLG: 0.439	0-0 1-H 2-H HR	1-0 K 2B			1-3 K ②			0-2 K ①		4	1	2	3	0	2	0
Ray Olmedo, S (1, 4) OBP: 0.275, SLG: 0.351	4-1 G6-3 2B BB	3-3 K ①			3-1 G4-3 ③			2-3 K ②		3	1	0	0	1	2	1
Kyle Lohse, R (1, 1) OBP: 0.150, SLG: 0.150	1 SAFE 0-0 G6-3 ② 1-2	2 SAFE 2-3 K ②③ 2-3					1-1 G6-3 ①	3-2 E 2B		1	0	0	0	0	0	1
Jason Standridge, R (4, 1)										0	0	0	0	0	0	0
45 Bill Bray, L (4, 1)										0	0	0	0	0	0	0
Brendan Harris, R (4, PH) OBP: 0.000, SLG: 0.000										1	0	0	0	0	0	0
Jason Johnson, R (5, 1)										0	0	0	0	0	0	0
9 Juan Castro, R (7, PH) OBP: 0.215, SLG: 0.241										1	0	0	0	0	0	0
38 Gary Majewski, R (8, 1)										0	0	0	0	0	0	0
Ryan Franklin, R (9, 1)										0	0	0	0	0	0	0
27 Chris Denorfia, R (9, PH) OBP: 0.000, SLG: 0.334										1	0	1	0	0	0	0
Inning Stats	R: 0 E: 0 K: 1 S: 6 H: 0 LOB: 0 BB: 0 P: 10	R: 4 E: 0 K: 0 S: 15 H: 4 LOB: 1 BB: 1 P: 25	R: 0 E: 0 K: 2 S: 11 H: 1 LOB: 1 BB: 0 P: 18	R: 0 E: 0 K: 2 S: 7 H: 1 LOB: 0 BB: 0 P: 13	R: 0 E: 0 K: 0 S: 10 H: 0 LOB: 0 BB: 2 P: 21	R: 0 E: 0 K: 2 S: 9 H: 0 LOB: 0 BB: 0 P: 15	R: 0 E: 0 K: 0 S: 6 H: 0 LOB: 0 BB: 0 P: 8	R: 0 E: 0 K: 1 S: 9 H: 1 LOB: 1 BB: 0 P: 12	R: 0 E: 1 K: 2 S: 17 H: 1 LOB: 2 BB: 0 P: 26	1B: 4 2B: 3 3B: 0 HR: 1	SF: 0 SAC: 0 DP: 0 HBP: 0					

PITCHER		IP	WLS	BF	H	R	ER	SO	BB	IBB	HBP	BLK	WP	HR	S	P	ERA	WHIP
38 Carlos Zambrano, R ERA: 3.43	(1, 1)	7.0	W	29	6	4	4	7	3	0	0	0	0	1	64	110	5.14	1.286
47 Scott Eyre, L ERA: 2.85	(8, 1)	0.2		3	1	0	0	1	0	0	0	0	0	0	8	11	0.00	1.500
Bob Howry, R ERA: 3.22	(8, 1)	0.1		1	0	0	0	0	0	0	0	0	0	0	1	1	0.00	0.000
46 Ryan Dempster, R ERA: 4.77	(9, 1)	1.0		5	1	0	0	2	0	0	0	0	0	0	17	26	0.00	1.000

PITCHER		IP	WLS	BF	H	R	ER	SO	BB	IBB	HBP	BLK	WP	HR	S	P	ERA	WHIP

Chicago Cubs @ Cincinnati Reds
Great American Ball Park, Cincinnati, OH
Sat Sep 23 2006, 6:10 PM EDT
Att. 28,264 - Overcast - 69 F

livebaseballscorecards.com

AB	35
R	4
H	8
RBI	4
BB	3
SO	10
LOB	17

Chicago Cubs @ Cincinnati Reds

Great American Ball Park, Cincinnati, OH

Sun Sep 24 2006, 1:15 PM EDT

Att. 22,226 - Partly Cloudy - 69 F

livebaseballscorecards.com

TOP

Batter	1	2	3	4	5	6	7	8	9	AB	R	H	RBI	BB	SO	LOB
Juan Pierre, L (1, 8) OBP: 0.330, SLG: 0.387	S 1B		L8			F8		F9		4	0	1	0	0	0	0
Freddie Bynum, L (1, 4) 46 Ryan Dempster, R (9, 1) 47 Scott Eyre, L (9, 1) OBP: 0.307, SLG: 0.423	K 1-2			P5		G6-3			19 FC1-5-4 19 S 1B	4 0 0	0 0 0	1 0 0	0 0 0	0 0 0	1 0 0	1 0 0
16 Aramis Ramirez, R (1, 5) OBP: 0.349, SLG: 0.558	L4			HR		L7			P4	4	1	1	1	0	0	2
19 Matt Murton, R (1, 7) OBP: 0.359, SLG: 0.438	K			P3			G6-3		24 FC1-5-4 2 1B 1B 1-3	4	0	0	0	0	1	2
9 Scott Moore, L (1, 3) Bob Howry, L (8, 1) 2 Ryan Theriot, R (9, PH) (9, 4) OBP: 0.357, SLG: 0.600		G3		G4-3			K		27 FC5 24 1B 1B 1-2	3 0 1	0 0 0	0 0 1	0 0 0	0 0 0	1 0 0	0 0 0
24 Henry Blanco, R (1, 2) OBP: 0.300, SLG: 0.428		P2			K		K		27 FC5 1B 1-2 2-3	4	0	1	0	0	2	0
27 Buck Coats, L (1, 9) OBP: 0.176, SLG: 0.412		G6-3			E3			HR	FC5 1B 1-2 2-3f	4	1	1	1	0	0	3
5 Ronny Cedeno, R (1, 6) OBP: 0.271, SLG: 0.339			K		K			K		3	0	0	0	0	3	1
51 Juan Mateo, R (1, 1) 43 Michael Wuertz, R (6, 1) 13 Will Ohman, L (7, 1) John Mabry, L (8, PH) (8, 3) OBP: 0.292, SLG: 0.326			K 1-2		G1			P5		2 0 0 1	0 0 0 0	0 0 0 0	0 0 0 0	0 0 0 0	1 0 0 0	1 0 0 0
Inning Stats	R: 0 E: 0 K: 2 S: 10 H: 1 LOB: 1 BB: 0 P: 11	R: 0 E: 0 K: 0 S: 5 H: 0 LOB: 0 BB: 0 P: 6	R: 0 E: 0 K: 2 S: 7 H: 0 LOB: 0 BB: 0 P: 9	R: 1 E: 0 K: 0 S: 8 H: 1 LOB: 0 BB: 0 P: 10	R: 0 E: 1 K: 2 S: 9 H: 0 LOB: 1 BB: 0 P: 10	R: 0 E: 0 K: 0 S: 7 H: 0 LOB: 0 BB: 0 P: 9	R: 0 E: 0 K: 2 S: 11 H: 0 LOB: 0 BB: 0 P: 13	R: 1 E: 0 K: 1 S: 11 H: 1 LOB: 0 BB: 0 P: 14	R: 0 E: 0 K: 0 S: 19 H: 3 LOB: 3 BB: 0 P: 28	1B: 4 2B: 0 3B: 0 HR: 2	SF: 0 SAC: 0 DP: 0 HBP: 0						

PITCHER		IP	WLS	BF	H	R	ER	SO	BB	IBB	HBP	BLK	WP	HR	S	P	ERA	WHIP
39 Aaron Harang, R ERA: 3.83	(1, 1)	9.0	W	34	6	2	2	9	0	0	0	0	0	2	87	110	2.00	0.667

PITCHER		IP	WLS	BF	H	R	ER	SO	BB	IBB	HBP	BLK	WP	HR	S	P	ERA	WHIP

AB	34
R	2
H	6
RBI	2
BB	0
SO	9
LOB	10

BOTTOM

Batter	1	2	3	4	5	6	7	8	9	AB	R	H	RBI	BB	SO	LOB
27 Chris Denorfia, R (1, 8) OBP: 0.326, SLG: 0.333	BB 1B		P6		L4		BB		1B 1B 3-H 1B	4	1	2	0	1	0	0
Scott Hatteberg, L (1, 3) OBP: 0.388, SLG: 0.439	1-2 BB		FC6-4 BB		FC6-4 BB		1 SAFE 1 SAFE K		1B IBB 1B 1-3	2	0	1	0	3	1	1
Rich Aurilia, R (1, 6) OBP: 0.346, SLG: 0.517	P3		FC6-4 1-2f		F9			F8 IBB 1-2		4	0	0	0	1	0	4
Adam Dunn, L (1, 7) Dewayne Wise, L (2, 7) Royce Clayton, R (9, PH) OBP: 0.370, SLG: 0.506	K			G1-3	FC6-4 1-2f			12 1B 1B	1-2 2-3 3-H 1B	1 3 1	0 0 0	0 1 1	0 0 1	0 0 0	1 0 0	2 1 0
12 Edwin Encarnación, R (1, 5) OBP: 0.368, SLG: 0.496	F9			4 1B G4-3 1B		G6-3			1-2 1B	4	1	2	0	0	0	2
4 Brandon Phillips, R (1, 4) OBP: 0.328, SLG: 0.438		G6-3		G4-3 1-3 1B		G6-3				4	0	1	0	0	1	2
Norris Hopper, R (1, 9) OBP: 0.343, SLG: 0.400		K		1 SAFE G4-3 1-2 3-H		L4		K		4	0	0	1	0	2	3
Jason LaRue, R (1, 2) Todd Hollandsworth, L (9, PH) Ray Olmedo, S (9, PR) OBP: 0.314, SLG: 0.337		G5-3		IBB			K		9 WP 27 WP 2B	2 1 0	0 0 1	0 1 0	0 0 0	1 0 0	1 0 0	0 0 0
39 Aaron Harang, R (1, 1) 9 Juan Castro, R (9, PH) OBP: 0.139, SLG: 0.114		K	K	K			K		K 2-3	3 1	0 0	0 0	0 0	0 0	3 1	2 1
Inning Stats	R: 0 E: 0 K: 1 S: 9 H: 1 LOB: 2 BB: 1 P: 21	R: 0 E: 0 K: 1 S: 7 H: 0 LOB: 0 BB: 0 P: 10	R: 0 E: 0 K: 1 S: 8 H: 0 LOB: 1 BB: 1 P: 16	R: 1 E: 0 K: 1 S: 11 H: 2 LOB: 2 BB: 1 P: 20	R: 0 E: 0 K: 0 S: 11 H: 0 LOB: 1 BB: 1 P: 19	R: 0 E: 0 K: 0 S: 5 H: 0 LOB: 0 BB: 0 P: 6	R: 0 E: 0 K: 3 S: 12 H: 0 LOB: 1 BB: 1 P: 21	R: 0 E: 0 K: 2 S: 14 H: 2 LOB: 2 BB: 0 P: 16	R: 2 E: 0 K: 1 S: 19 H: 4 LOB: 3 BB: 1 P: 35	1B: 8 2B: 1 3B: 0 HR: 0	SF: 0 SAC: 0 DP: 0 HBP: 0						

PITCHER		IP	WLS	BF	H	R	ER	SO	BB	IBB	HBP	BLK	WP	HR	S	P	ERA	WHIP
51 Juan Mateo, R ERA: 4.09	(1, 1)	5.0		22	3	1	1	4	3	1	0	0	0	0	46	86	1.80	1.200
43 Michael Wuertz, R ERA: 2.63	(6, 1)	1.2		6	0	0	0	2	1	0	0	0	0	0	14	22	0.00	0.600
13 Will Ohman, L ERA: 4.22	(7, 1)	0.1		1	0	0	0	1	0	0	0	0	0	0	3	5	0.00	0.000
Bob Howry, R ERA: 3.18	(8, 1)	1.0	H	5	2	0	0	2	0	0	0	0	0	0	14	16	0.00	2.000
46 Ryan Dempster, R ERA: 5.0	(9, 1)	0.1	L	5	3	2	2	1	0	1	0	0	2	0	11	24	54.00	9.000

PITCHER		IP	WLS	BF	H	R	ER	SO	BB	IBB	HBP	BLK	WP	HR	S	P	ERA	WHIP
47 Scott Eyre, L ERA: 2.85	(9, 1)	0.0		1	1	0	0	0	0	0	0	0	0	0	8	11	∞	∞

AB	34
R	3
H	9
RBI	2
BB	6
SO	10
LOB	18

Chicago Cubs @ Cincinnati Reds

Great American Ball Park, Cincinnati, OH

Mon Sep 25 2006, 12:35 PM EDT

Att. 16,280 - Sunny - 66 F

TOP

Batter	1	2	3	4	5	6	7	8	9	AB	R	H	RBI	BB	SO	LOB
Juan Pierre, L (1, 8) OBP: 0.330, SLG: 0.390	1-1 19 E, 16 BB, 29 E, 1B	0-0 G1-3		0-1 3B			0-1 G4-3		2-1 F8	5	1	2	0	0	0	0
2 Ryan Theriot, R (1, 4) OBP: 0.408, SLG: 0.509	1-2 L8	3-3 K		3-2 P4			2-2 G6-3			4	0	0	0	0	1	2
16 Aramis Ramirez, R (1, 5) OBP: 0.350, SLG: 0.558	4-2 29 E, 19 E, 1-2 G3-4-3, BB	0-0 G6-3			0-2 G5-3			1-0 29 WP, 2B		3	1	1	0	1	0	0
19 Matt Murton, R (1, 7) OBP: 0.358, SLG: 0.438	1-2 E6, G3-4-3, 29 E, 24 1B, 1-2, 2-3		1-0 2B		1-0 L6			1-3 K		4	1	1	0	0	1	3
29 Ángel Pagán, S (1, 9) OBP: 0.311, SLG: 0.401	2-1 E2, G3-4-3, 24 1B, 1-2, 2-3, 3-H		2-0 F8		3-2 G4-3			4-0 2-3, BB		3	1	0	0	1	0	3
John Mabry, L (1, 3) OBP: 0.286, SLG: 0.320	3-2 G3-4-3, 1-2, 2-3, 3-H		0-0 P5			0-3 K		2-3 K		4	0	0	1	0	2	5
24 Henry Blanco, R (1, 2) OBP: 0.299, SLG: 0.425	3-1 2-H, 3-H, 1B		0-3 K			1-1 F8		1-3 K2-3		4	0	1	2	0	2	3
5 Ronny Cedeno, R (1, 6) OBP: 0.271, SLG: 0.338	4-0 IBB			1-0 P5					0-3 K	2	0	0	0	1	1	0
9 Scott Moore, L (9, PH) OBP: 0.345, SLG: 0.577										1	0	0	0	0	1	0
52 Wade Miller, R (1, 1) OBP: 0.167, SLG: 0.167	2-3 K			3-2 F7			2-2 P4		2-2 L6	2	0	0	0	0	1	2
44 Roberto Novoa, R (6, 1) OBP: 0.200, SLG: 0.400										0	0	0	0	0	0	0
Freddie Bynum, L (7, PH) OBP: 0.305, SLG: 0.420										1	0	0	0	0	0	0
David Aardsma, R (7, 1)										0	0	0	0	0	0	0
13 Will Ohman, L (7, 1) OBP: 1.000, SLG: 1.000										0	0	0	0	0	0	0
43 Michael Wuertz, R (7, 1)										0	0	0	0	0	0	0
47 Scott Eyre, L (7, 1)										0	0	0	0	0	0	0
Jacque Jones, L (9, PH) OBP: 0.332, SLG: 0.495										1	0	0	0	0	0	0
Inning Stats	R: 4 E: 2 K: 1 S: 22 H: 2 LOB: 2 BB: 2 P: 43	R: 0 E: 0 K: 1 S: 6 H: 0 LOB: 0 BB: 0 P: 9	R: 0 E: 0 K: 1 S: 6 H: 1 LOB: 1 BB: 0 P: 9	R: 0 E: 0 K: 0 S: 9 H: 1 LOB: 1 BB: 0 P: 16	R: 0 E: 0 K: 0 S: 8 H: 0 LOB: 0 BB: 0 P: 12	R: 0 E: 0 K: 2 S: 9 H: 0 LOB: 0 BB: 0 P: 11	R: 0 E: 0 K: 0 S: 9 H: 0 LOB: 0 BB: 0 P: 13	R: 0 E: 0 K: 3 S: 10 H: 1 LOB: 2 BB: 1 P: 19	R: 0 E: 0 K: 1 S: 8 H: 0 LOB: 0 BB: 0 P: 12	1B: 2 2B: 2 3B: 1 HR: 0	SF: 0 SAC: 0 DP: 0 HBP: 0						

PITCHER		IP	WLS	BF	H	R	ER	SO	BB	IBB	HBP	BLK	WP	HR	S	P	ERA	WHIP
61 Bronson Arroyo, R ERA: 3.27	(1, 1)	7.0		29	4	4	0	5	1	1	0	0	0	0	69	113	0.00	0.714
56 Todd Coffey, R ERA: 3.41	(8, 1)	0.1		2	1	0	0	1	0	0	0	0	0	0	4	6	0.00	3.000
Scott Schoeneweis, L ERA: 5.07	(8, 1)	0.2	W	3	0	0	0	2	1	0	0	0	1	0	6	13	0.00	1.500
25 David Weathers, R ERA: 3.69	(9, 1)	1.0	S	3	0	0	0	1	0	0	0	0	0	0	8	12	0.00	0.000

livebaseballscorecards.com

AB	34
R	4
H	5
RBI	3
BB	3
SO	9
LOB	18

BOTTOM

Batter	1	2	3	4	5	6	7	8	9	AB	R	H	RBI	BB	SO	LOB
27 Chris Denorfia, R (1, 8) OBP: 0.319, SLG: 0.317	1-2 G4-3		2-2 K		3-1 F9		4-1 1-2, BB, 1B, BB	0-2 G6-3		4	1	0	0	1	1	0
Scott Hatteberg, L (1, 3) OBP: 0.392, SLG: 0.442	1-2 1B		4-0 BB		1-1 1B		4-1 1-2, 2-3, 1B, BB			2	0	2	0	1	0	0
Royce Clayton, R (7, PH) (8, 6) OBP: 0.307, SLG: 0.341										0	0	0	0	1	0	0
Rich Aurilia, R (1, 6) (8, 3) OBP: 0.345, SLG: 0.514	1-1 F9		2-2 F8		2-1 F9		2-2 1-2, 2-H, 3-H, 1B			4	0	1	2	0	0	3
Adam Dunn, L (1, 7) OBP: 0.369, SLG: 0.503	3-3 K			4-0 4, 1B, BB		1-1 F7	0-3 K			3	0	0	0	1	2	3
Dewayne Wise, L (9, 7) OBP: 0.219, SLG: 0.281										0	0	0	0	0	0	0
12 Edwin Encarnación, R (1, 5) OBP: 0.367, SLG: 0.492		4-1 BB		0-1 P3		1-3 K		1-0 G6-3		3	0	0	0	1	1	1
4 Brandon Phillips, R (1, 4) OBP: 0.329, SLG: 0.437	1-0 F7			1-0 1-2, 1B		1-1 G6-3		4-1 1B, HR, BB		3	1	1	0	1	0	1
Todd Hollandsworth, L (1, 9) OBP: 0.277, SLG: 0.434										3	0	0	0	0	0	3
Norris Hopper, R (8, PH) OBP: 0.361, SLG: 0.419	1-1 F8		3-1 P5				2-2 P6	1-1 1-3, HR, 1B		1	1	1	0	0	0	0
(9, 9)																
26 David Ross, R (1, 2) OBP: 0.347, SLG: 0.571	2-1 F7		3-2 F8				0-1 G3	2-2 K		4	0	0	0	0	1	5
61 Bronson Arroyo, R (1, 1) OBP: 0.146, SLG: 0.228			2-1 F9		1-2 P3		4-2 BB, 27 BB, 1B, BB	1-1 1-H, 3-H, HR		2	0	0	0	0	0	0
Ray Olmedo, S (7, PH) OBP: 0.269, SLG: 0.351										0	1	0	0	1	0	0
56 Todd Coffey, R (8, 1)										0	0	0	0	0	0	0
Scott Schoeneweis, L (8, 1)										0	0	0	0	0	0	0
Ken Griffey Jr., L (8, PH) OBP: 0.316, SLG: 0.487										1	1	1	3	0	0	0
25 David Weathers, R (9, 1)										0	0	0	0	0	0	0
Inning Stats	R: 0 E: 0 K: 1 S: 11 H: 1 LOB: 1 BB: 0 P: 17	R: 0 E: 0 K: 0 S: 6 H: 0 LOB: 0 BB: 1 P: 14	R: 0 E: 0 K: 1 S: 9 H: 0 LOB: 1 BB: 1 P: 19	R: 0 E: 0 K: 0 S: 9 H: 1 LOB: 1 BB: 1 P: 20	R: 0 E: 0 K: 0 S: 9 H: 1 LOB: 1 BB: 0 P: 16	R: 0 E: 0 K: 1 S: 7 H: 0 LOB: 0 BB: 0 P: 10	R: 2 E: 0 K: 1 S: 18 H: 1 LOB: 2 BB: 3 P: 34	R: 3 E: 0 K: 1 S: 12 H: 2 LOB: 0 BB: 1 P: 21		1B: 5 2B: 0 3B: 1 HR: 1	SF: 0 SAC: 0 DP: 0 HBP: 0					

PITCHER		IP	WLS	BF	H	R	ER	SO	BB	IBB	HBP	BLK	WP	HR	S	P	ERA	WHIP
52 Wade Miller, R ERA: 3.57	(1, 1)	5.0		21	3	0	0	2	3	0	0	0	0	0	44	86	0.00	1.200
44 Roberto Novoa, R ERA: 4.26	(6, 1)	1.0		3	0	0	0	1	0	0	0	0	0	0	7	10	0.00	0.000
David Aardsma, R ERA: 4.35	(7, 1)	0.2		4	0	2	2	0	2	0	0	0	0	0	11	21	27.00	3.000
13 Will Ohman, L ERA: 4.22	(7, 1)	0.0		1	0	0	0	0	1	0	0	0	0	0	1	5	∞	∞
43 Michael Wuertz, R ERA: 2.63	(7, 1)	0.0		1	1	0	0	0	0	0	0	0	0	0	3	5	∞	∞

PITCHER		IP	WLS	BF	H	R	ER	SO	BB	IBB	HBP	BLK	WP	HR	S	P	ERA	WHIP
47 Scott Eyre, L ERA: 3.23	(7, 1)	1.1	L	7	2	3	3	2	1	0	0	0	0	1	15	24	20.25	2.250

livebaseballscorecards.com

AB	30
R	5
H	6
RBI	5
BB	7
SO	5
LOB	16

WP: 1 PB: 0 SB: 0 CS: 0 PA: 37

TOP

Batter	1	2	3	4	5	6	7	8	9	AB	R	H	RBI	BB	SO	LOB
27 Chris Denorfia, R (1, 8) OBP: 0.347, SLG: 0.372	B C B X 2-1 F9 SH1-3 1B	B C X 1-1 2-H 1B		B X 1-0 G4-3 2B		1 SAFE X 0-0 ① SH3 1-2		X 0-0 SH1 2B		4	0	4	1	0	0	0
Royce Clayton, R (1, 6) OBP: 0.307, SLG: 0.343	X 0-0 ① SH1-3 1-2	C C X 0-2 ② F8		B C B B X 3-1 ① G4-3 2-3		B C X 1-1 2-H 2B		X 0-0 ① SH1 2-3		3	0	1	1	0	0	2
Rich Aurilia, R (1, 3) (9, 5) OBP: 0.341, SLG: 0.508	B X 1-0 ② F9 2-3	F B F 1 SAFE B X 2-2 ③ F8		F F S 0-3 ② K		B F X 1-1 ② G5-3		B X 1-0 ② G5-3		5	0	0	0	0	1	5
12 Edwin Encarnación, R (1, 5) OBP: 0.365, SLG: 0.487 Dewayne Wise, L (9, 7) OBP: 0.219, SLG: 0.281	B B B B 4-0 4 FC5 BB BB		B C C B X 2-2 ① F8	B X 1-0 ③ P6		C B D F C 2-3 ③ K		X 0-0 ③ P5		4 0	0 0	0 0	0 0	1 0	1 0	3 0
Adam Dunn, L (1, 7) OBP: 0.369, SLG: 0.500 Scott Schoeneweis, L (9, 1)	B C B C B B 4-2 4 FC5 1-2 BB		C B S F B B B 4-2 26 HR BB		C C C 0-3 ① K		B B X 2-0 F9 ①		B C X 1-1 P6 ①	3 0	1 0	0 0	0 0	2 0	1 0	0 0
4 Brandon Phillips, R (1, 4) OBP: 0.326, SLG: 0.433	F B F B F X 2-2 ③ FC5 1-2 2-3f		F S X 0-2 ② L8		B F S F S 1-3 ② K		L M S 0-3 ② K		S C S 0-3 ② K	5	0	0	0	0	3	4
26 David Ross, R (1, 2) OBP: 0.355, SLG: 0.597		S B S X 1-2 HR	B B C X 3-1 1-H HR		B B B B 4-0 BB		B F B B B 4-1 1B BB		C B B S S 2-3 ③ K	3	2	2	3	2	1	0
Norris Hopper, R (1, 9) OBP: 0.400, SLG: 0.457		X 0-0 31 SH5-4 27 1B 1B	X 0-0 1B		B B F F B X 3-2 G4-3		F F F X 0-2 1-2 1B			4	1	3	0	0	0	1
31 Matt Belisle, R (1, 1) Ryan Franklin, R (4, 1) Brendan Harris, R (6, PH) OBP: 0.318, SLG: 0.359 38 Gary Majewski, R (6, 1) 56 Todd Coffey, R (6, 1) Javier Valentin, S (7, PH) OBP: 0.311, SLG: 0.442 25 David Weathers, R (7, 1) Scott Hatteberg, L (9, 3) OBP: 0.392, SLG: 0.442		C L B X 1-2 ① SH5-4 1-2	C F B B B X 3-2 ③ F9			B B B C B 4-1 27 SH3 2B BB	X 0-0 ③ G4-3			1 0 0 0 0 1 0 0	0 0 1 0 0 0 0 0	0 0 0 0 0 0 0 0	0 0 1 0 0 0 0 0	0 0 0 0 0 0 0 0	0 0 0 0 0 0 0 0	1 0 0 0 0 0 2 0
Inning Stats	R: 0 E: 0 K: 0 S: 10 H: 1 LOB: 3 BB: 2 P: 23	R: 2 E: 0 K: 0 S: 15 H: 3 LOB: 1 BB: 0 P: 20	R: 2 E: 0 K: 0 S: 15 H: 2 LOB: 1 BB: 1 P: 27	R: 0 E: 0 K: 1 S: 7 H: 1 LOB: 1 BB: 0 P: 12	R: 0 E: 0 K: 2 S: 10 H: 0 LOB: 1 BB: 1 P: 18	R: 1 E: 0 K: 1 S: 9 H: 1 LOB: 1 BB: 1 P: 17	R: 0 E: 0 K: 1 S: 10 H: 1 LOB: 2 BB: 1 P: 16	R: 0 E: 0 K: 0 S: 4 H: 1 LOB: 1 BB: 0 P: 5	R: 0 E: 0 K: 2 S: 8 H: 0 LOB: 0 BB: 0 P: 11	1B: 5 2B: 3 3B: 0 HR: 2	SF: 0 SAC: 4 DP: 0 HBP: 0					

PITCHER		IP	WLS	BF	H	R	ER	SO	BB	IBB	HBP	BLK	WP	HR	S	P	ERA	WHIP
Dontrelle Willis, L ERA: 3.89	(1, 1)	5.0	L	27	7	5	5	3	5	0	0	0	0	2	58	105	9.00	2.400
Matt Herges, R ERA: 4.08	(6, 1)	1.0		4	1	0	0	1	0	0	0	0	0	0	8	12	0.00	1.000
Randy Messenger, R ERA: 5.91	(7, 1)	2.0		9	2	0	0	1	1	0	0	0	0	0	14	21	0.00	1.500
37 Renyel Pinto, L ERA: 3.38	(9, 1)	1.0		3	0	0	0	2	0	0	0	0	0	0	8	11	0.00	0.000

BOTTOM

Batter	1	2	3	4	5	6	7	8	9	AB	R	H	RBI	BB	SO	LOB
2 Hanley Ramirez, R (1, 6) OBP: 0.351, SLG: 0.469	B C B B X 3-1 ① G6-3		B C B B B F B 4-2 F8 6 1B BB	F B B B X 3-1 ③ P3		B C F X 1-2 ② G1-3		X 0-0 6 E 1-3 1B		4	0	1	0	1	0	4
6 Dan Uggla, R (1, 4) OBP: 0.339, SLG: 0.482	B B C B X 3-1 ② P4		1 SAFE D F 1 SAFE X 1-1 14 G5-4-3 1-2 1B		L B X 1-1 1B 1B	B D S X 2-1 ③ F8		F B 1 SAFE C X 1-2 E1 1-2 3-H		5	0	2	0	0	0	3
Miguel Cabrera, R (1, 5) OBP: 0.427, SLG: 0.565	C B C F B B B 4-2 BB		C F B B X 2-2 ① F8 2-3		F 1 SAFE 1 SAFE D 1 SAFE S F X 1-2 17 G3-6-3 1-2 1B		B S B X 2-1 ① P4	B B S B S F C 3-3 ③ K		4	0	1	0	1	1	4
14 Josh Willingham, R (1, 7) OBP: 0.358, SLG: 0.496	B X 1-0 ③ F9		B B F X 2-1 ② ③ G5-4-3 1-2f		D B C F F C 2-3 ① K		X 0-0 ② F8		C X 0-1 ① G6-3	5	0	0	0	0	1	5
17 Mike Jacobs, L (1, 3) OBP: 0.326, SLG: 0.476		B B F X 2-1 20 BB 1B		B F C F X 1-2 ① G4-3	X 0-0 ② ③ G3-6-3 1-2f		B F B S F B B 4-2 12 FC5-4 BB		B X 1-0 ② G4-3	4	0	1	0	1	0	2
12 Cody Ross, R (1, 9) OBP: 0.305, SLG: 0.458		D F F B F S 2-3 ① K		B B B B 4-0 4 FC3-6 BB		X 0-0 4 1B 20 SF9 1B	F B X 1-1 ③ FC5-4 1-2f		C B B F B X 3-2 2B	4	1	2	0	1	1	2
4 Alfredo Amezaga, S (1, 8) OBP: 0.331, SLG: 0.333 Miguel Olivo, R (9, PH) OBP: 0.290, SLG: 0.446		B C B X 2-1 ② P6		C X 0-1 ② FC3-6 20 S 1-2f 1B		C B B F F F F X 2-2 2B 1-3 1B		C F F X 0-2 ① G4-3	C X 0-1 ③ G6-3	4 1	1 0	1 0	0 0	0 0	0 0	2 1
20 Matt Treanor, R (1, 2) OBP: 0.320, SLG: 0.304		B B F B B B 4-1 FC4 1-2 BB		B D C S D B 4-2 1B 1-2 BB		C B X 1-1 ① SF9 3-H		L C B B S 2-3 ② K		1	0	0	1	2	1	0
Dontrelle Willis, L (1, 1) OBP: 0.243, SLG: 0.344 Matt Herges, L (6, 1) Wes Helms, R (6, PH) OBP: 0.378, SLG: 0.563 Randy Messenger, R (7, 1) Joe Borchard, S (8, PH) OBP: 0.322, SLG: 0.406 61 Reggie Abercrombie, R (8, PR) OBP: 0.273, SLG: 0.336 37 Renyel Pinto, L (9, 1)		X 0-0 ③ FC4 1-2f		C F X 0-2 1-3 2-H 1B		1 SAFE B S X 1-1 1-3 2B		C S B B B X 2-2 2 1B 6 E 1B		2 0 1 0 1 0 0 0	0 0 0 0 1 0 0 0	1 0 1 0 0 0 0 0	1 0 0 0 0 0 0 0	0 0 0 0 0 0 0 0	0 0 0 0 0 0 0 0	2 0 0 0 0 0 0 0
Inning Stats	R: 0 E: 0 K: 0 S: 8 H: 0 LOB: 1 BB: 1 P: 19	R: 0 E: 0 K: 1 S: 10 H: 1 LOB: 2 BB: 1 P: 20	R: 0 E: 0 K: 0 S: 9 H: 1 LOB: 1 BB: 1 P: 18	R: 1 E: 0 K: 0 S: 13 H: 1 LOB: 2 BB: 2 P: 25	R: 0 E: 0 K: 1 S: 11 H: 2 LOB: 1 BB: 0 P: 15	R: 1 E: 0 K: 0 S: 16 H: 3 LOB: 2 BB: 0 P: 23	R: 0 E: 0 K: 0 S: 8 H: 0 LOB: 1 BB: 1 P: 15	R: 1 E: 1 K: 2 S: 18 H: 2 LOB: 2 BB: 0 P: 26	R: 0 E: 0 K: 0 S: 8 H: 1 LOB: 1 BB: 0 P: 12	1B: 9 2B: 2 3B: 0 HR: 0	SF: 1 SAC: 0 DP: 2 HBP: 0					

PITCHER		IP	WLS	BF	H	R	ER	SO	BB	IBB	HBP	BLK	WP	HR	S	P	ERA	WHIP
31 Matt Belisle, R ERA: 4.24	(1, 1)	3.2		18	3	1	1	1	5	0	0	0	0	0	38	77	2.46	2.182
Ryan Franklin, R ERA: 4.66	(4, 1)	1.1	W	5	2	0	0	1	0	0	0	0	0	0	13	20	0.00	1.500
38 Gary Majewski, R ERA: 4.65	(6, 1)	0.1		4	3	1	1	0	0	0	0	0	0	0	11	15	27.00	9.000
56 Todd Coffey, R ERA: 3.38	(6, 1)	0.2	H	2	0	0	0	0	0	0	0	0	0	0	5	8	0.00	0.000
25 David Weathers, R ERA: 3.59	(7, 1)	2.0	H	10	2	1	0	2	1	0	0	0	0	0	26	41	0.00	1.500
Scott Schoeneweis, L ERA: 4.97	(9, 1)	1.0	S	4	1	0	0	0	0	0	0	0	0	0	8	12	0.00	1.000

Cincinnati Reds @ Florida Marlins
Dolphin Stadium, Miami, FL
Tue Sep 26 2006, 7:05 PM EDT
Att. 11,422 - Partly Cloudy - 87 F

livebaseballscorecards.com

AB	33
R	5
H	10
RBI	5
BB	6
SO	7
LOB	18

1B	5
2B	3
3B	0
HR	2
SF	0
SAC	4
DP	0
HBP	0
WP	0
PB	0
SB	0
CS	0
PA	43

TOP

Batter	1	2	3	4	5	6	7	8	9	AB	R	H	RBI	BB	SO	LOB
27 Chris Denorfia, R (1, 8) OBP: 0.360, SLG: 0.442	C B C F B B F B 4-2 G6-4-3 BB		B B X 2-0 L8 ①		B C B B B X 3-1 G3 S 1B 1B	B X 1-0 FC5-4 12 CI ② 1-2f 2-3		X 0-0 12 FC5-4 1B		4	1	2	0	1	0	2
Scott Hatteberg, L (1, 3) OBP: 0.391, SLG: 0.440 12 Edwin Encarnación, R (6, PH) OBP: 0.365, SLG: 0.486 (6, 5)	1 SAFE 1 SAFE B 1 SAFE B C C X 2-2 G6-4-3 ① ② 1-2f		B F B B B 4-1 BB BB		C B B B C X 3-2 G3 ① 1-3	B C B B F 3-2 CI 1-2		1 SAFE B B X 2-0 FC5-4 26 WP 1B ① 1-2f		2 1	0 0	0 0	0 0	1 0	0 0	2 1
Rich Aurilia, R (1, 5) OBP: 0.346, SLG: 0.510 (6, 3)	L B F X 1-2 BB 1B		C B 1 SAFE B F F 1 SAFE B B 4-2 BB 1-2		C F B X 1-2 FC1-6 1B 3-H	B C S 1-3 K ③		S B X 1-1 26 WP 1B 1-2		4	0	3	1	1	1	3
Adam Dunn, L (1, 7) OBP: 0.368, SLG: 0.496	B B 1 SAFE S F B F B 4-2 BB 1-2		S B B B 2 SAFE S C 2-3 K ②		C 1 SAFE X 0-1 FC1-6 26 1B ② 1-2f		B S F S 1-3 K ①	F S B S 1-3 K ②		4	0	0	0	1	3	5
26 David Ross, R (1, 2) OBP: 0.352, SLG: 0.589	B B X 2-0 F9 ③		B X 1-0 F8 ③		B S B B S X 3-2 1B 1-3		B B X 2-0 G6-3 ②	C S B B S 2-3 K ③ 1-2 2-3		5	0	1	0	0	1	6
Todd Hollandsworth, L (1, 9) OBP: 0.282, SLG: 0.442 Norris Hopper, R (7, PH) OBP: 0.405, SLG: 0.444 (7, 9)		B X 1-0 F8 4 G6-3 2B		C B B X 2-1 4 FC6-5 WP 1B	X 0-0 P4 ③		B B B B 4-0 4 1B BB BB		C B F X 1-2 G5-3 ①	3 1	1 0	2 0	0 1	0 0	0 0	2 0
Royce Clayton, R (1, 6) OBP: 0.308, SLG: 0.342		C B F X 1-2 F8 ① 2-3		C F B B B F B X 3-2 G6-3 ① 1-2		C X 0-1 27 FC5-4 4 1B 1B	B C S S B B B 4-2 4 1B 1-2 BB		C B B S F F C 2-3 K ②	4	0	1	0	1	1	2
4 Brandon Phillips, R (1, 4) OBP: 0.327, SLG: 0.433		X 0-0 G6-3 ② 3-H		S X 0-1 FC6-5 FC6-4 ② 2-3		S T D X 1-2 27 FC5-4 1-2 1B	X 0-0 1-2 2-3 1B		B B X 2-0 F7 ③	5	0	2	1	0	0	1
Chris Michalak, L (1, 1) OBP: 0.114, SLG: 0.114 Ray Olmedo, S (4, PH) OBP: 0.286, SLG: 0.342 Jason Johnson, R (4, 1) 45 Bill Bray, L (5, 1) Dewayne Wise, L (6, PH) OBP: 0.273, SLG: 0.273 Ryan Franklin, R (6, 1) Ken Griffey Jr., L (7, PH) OBP: 0.318, SLG: 0.346 56 Todd Coffey, R (7, 1) 38 Gary Majewski, R (8, 1)		C B C B C 2-3 K ③		X 0-0 FC6-4 ③ 1-2f		F B C F F B T C X 2-2 F6 ①	C X 0-1 F8 ③			1 0 0 0 0 1 0 1 0 0 0 0 0 1 0 0 0 0 0 0 0 0 0 0 0 0 0 0 1 0 0 0 0 2 0 0 0 0 0 0 0 0 1 0 0 0 0 0 3 0 0 0 0 0 0 0 0 0 0 0 0 0 0						
Inning Stats	R: 0 H: 1 E: 0 LOB: 2 K: 0 BB: 2 S: 14 P: 27	R: 1 H: 1 E: 0 LOB: 0 K: 1 BB: 0 S: 8 P: 12	R: 0 H: 0 E: 0 LOB: 2 K: 1 BB: 2 S: 9 P: 22	R: 0 H: 1 E: 0 LOB: 1 K: 0 BB: 0 S: 9 P: 14	R: 1 H: 3 E: 0 LOB: 2 K: 0 BB: 0 S: 14 P: 24	R: 0 H: 2 E: 1 LOB: 3 K: 1 BB: 0 S: 18 P: 26	R: 0 H: 1 E: 0 LOB: 3 K: 1 BB: 2 S: 9 P: 20	R: 0 H: 2 E: 0 LOB: 2 K: 2 BB: 0 S: 10 P: 16	R: 0 H: 0 E: 0 LOB: 0 K: 1 BB: 0 S: 9 P: 14						

PITCHER		IP	WLS	BF	H	R	ER	SO	BB	IBB	HBP	BLK	WP	HR	S	P	ERA	WHIP
36 Aníbal Sánchez, R ERA: 2.83	(1, 1)	5.0	W	24	6	2	2	2	4	0	0	0	1	0	54	99	3.60	2.000
Chris Resop, R ERA: 3.72	(6, 1)	0.2	H	4	2	0	0	0	0	0	0	0	0	0	13	17	0.00	3.000
37 Renyel Pinto, L ERA: 3.25	(6, 1)	1.0	H	5	0	0	0	2	1	0	0	0	0	0	9	20	0.00	1.000
Matt Herges, R ERA: 4.08	(7, 1)	0.0		2	1	0	0	0	1	0	0	0	0	0	3	7	∞	∞
57 Taylor Tankersley, L ERA: 2.93	(7, 1)	1.1	H	6	2	0	0	2	0	0	0	0	1	0	12	18	0.00	1.500

PITCHER		IP	WLS	BF	H	R	ER	SO	BB	IBB	HBP	BLK	WP	HR	S	P	ERA	WHIP
Joe Borowski, R ERA: 3.86	(9, 1)	1.0		3	0	0	0	1	0	0	0	0	0	0	9	14	0.00	0.000

Cincinnati Reds @ Florida Marlins
Dolphin Stadium, Miami, FL
Wed Sep 27 2006, 7:05 PM EDT
Att. 13,295 - Cloudy - 83 F

livebaseballscorecards.com

AB	37
R	2
H	11
RBI	2
BB	6
SO	7
LOB	30

BOTTOM

Batter	1	2	3	4	5	6	7	8	9	AB	R	H	RBI	BB	SO	LOB
2 Hanley Ramirez, R (1, 6) OBP: 0.354, SLG: 0.481	X 0-0 HR	L F B B F B X 3-2 1B 1B		C F B B X 2-2 G5-3 ②		C B B C B B 4-2 CS BB		X 0-0 IHR		4	2	3	2	1	0	0
6 Dan Uggla, R (1, 4) OBP: 0.338, SLG: 0.480	F B B B X 3-1 14 F8 BB 2B 1B	X 0-0 P4 ②		C F X 0-2 G5-3 ③		B 1 SAFE F S S 1-3 K ①		B X 1-0 F8 ①		5	1	1	0	0	1	2
Miguel Cabrera, R (1, 5) OBP: 0.431, SLG: 0.567	B B 1 SAFE 1 B B 4-0 2B 12 G6-3 1-2 BB	1 SAFE C B 1 SAFE 1 SAFE X 1-1 1-2 1B			C B X 1-1 14 1B 1B 1B	S B B S B F B 4-2 1-2 BB		B B B C X 3-1 1B 1B		3	2	3	0	2	0	0
14 Josh Willingham, R (1, 7) OBP: 0.358, SLG: 0.494 1 Eric Reed, L (8, 8) OBP: 0.195, SLG: 0.108	C X 0-1 F8 ① 2-3	F B B C S 2-3 K ③			C B X 0-1 12 E 4 1B 1B 1-2 1B	C X 0-1 G5-3 ③		C S S 0-3 K ②		4 1	1 0	1 0	0 0	0 0	1 1	5 1
Wes Helms, R (1, 3) OBP: 0.386, SLG: 0.581	C 1 SAFE 1 B X 1-1 1-3 3-H 2B		B B X 2-0 F8 ①		C X 0-1 4 1B 1-2 2-H 1B		C X 0-1 E4 3B	B X 1-0 12 FC6-4 1-3 1B		5	1	4	2	0	0	0
12 Cody Ross, R (1, 9) OBP: 0.303, SLG: 0.451	C X 0-1 G6-3 ② 3-H	F B F B B F F B 4-2 FC5-4 BB			X 0-0 L6 ① 2-3		B B X 2-0 P6 ①	C X 0-1 FC6-4 ③ 1-2f		4	0	0	1	1	0	5
Miguel Olivo, R (1, 2) OBP: 0.289, SLG: 0.443	I I I 4-0 4 FC5-4 IBB	X 0-0 FC5-4 ② 4 FC5-4 1-2f			B B C X 2-1 P4 ②		F F S 0-3 K ②			3	0	0	0	1	1	3
4 Alfredo Amezaga, S (1, 8) OBP: 0.333, SLG: 0.335 (8, 7)	C F F F B X 1-2 FC5-4 ③ 1-2f	1 SAFE C F F 1 B X SAFE 1-2 FC5-4 ③ 1-2f			B C B B F X 2-2 1-2 3-H 1B		B X 1-0 1B			4	0	2	1	0	0	3
36 Aníbal Sánchez, R (1, 1) OBP: 0.114, SLG: 0.114 Joe Borchard, S (5, PH) OBP: 0.320, SLG: 0.404 Chris Resop, R (6, 1) 37 Renyel Pinto, L (6, 1) Matt Herges, L (7, 1) 57 Taylor Tankersley, L (7, 1) Joe Borowski, R (9, 1)	S X 0-1 G3 ①			C C C 0-3 K ①	S F D B X 2-2 L8 ③		C B F C 1-3 K ③			2 1 0 0 0 0 1 0	0 0 0 0 0 0 0 0	0 0 0 0 0 0 1 0	0 0 0 0 0 0 1 0	0 0 0 0 0 0 0 0	1 2 0 0 0 0 1 0	0 0 0 0 0 0 1 0
Inning Stats	R: 3 H: 3 E: 0 LOB: 2 K: 0 BB: 2 S: 14 P: 27	R: 0 H: 2 E: 0 LOB: 2 K: 1 BB: 0 S: 12 P: 18	R: 0 H: 0 E: 0 LOB: 1 K: 0 BB: 1 S: 9 P: 16	R: 0 H: 0 E: 0 LOB: 0 K: 1 BB: 0 S: 9 P: 11	R: 2 H: 4 E: 1 LOB: 2 K: 0 BB: 0 S: 15 P: 22	R: 0 H: 0 E: 0 LOB: 1 K: 1 BB: 2 S: 10 P: 19	R: 1 H: 2 E: 1 LOB: 1 K: 2 BB: 0 S: 10 P: 14	R: 1 H: 3 E: 0 LOB: 2 K: 1 BB: 0 S: 10 P: 15	R: 0 H: 0 E: 0 LOB: 0 K: 1 BB: 0 S: 9 P: 14						

1B: 10	SF: 0	WP: 2	PA: 44
2B: 1	SAC: 0	PB: 0	
3B: 0	DP: 1	SB: 1	
HR: 0	HBP: 0	CS: 0	

PITCHER		IP	WLS	BF	H	R	ER	SO	BB	IBB	HBP	BLK	WP	HR	S	P	ERA	WHIP
Chris Michalak, L ERA: 4.89	(1, 1)	3.0	L	17	5	3	3	1	2	1	0	0	0	1	35	61	9.00	2.333
Jason Johnson, R ERA: 6.1	(4, 1)	1.2		9	4	2	1	1	0	0	0	0	0	0	21	28	5.40	2.400
45 Bill Bray, L ERA: 4.17	(5, 1)	0.1		1	0	0	0	0	0	0	0	0	0	0	3	5	0.00	0.000
Ryan Franklin, R ERA: 4.6	(6, 1)	1.0		4	0	0	0	1	2	0	0	0	0	0	10	19	0.00	2.000
56 Todd Coffey, R ERA: 3.55	(7, 1)	1.1		7	3	2	2	2	0	0	0	0	0	0	12	17	13.50	2.250

PITCHER		IP	WLS	BF	H	R	ER	SO	BB	IBB	HBP	BLK	WP	HR	S	P	ERA	WHIP
38 Gary Majewski, R ERA: 4.61	(8, 1)	0.2		4	2	0	0	1	0	0	0	0	0	0	8	12	0.00	3.000

Cincinnati Reds @ Florida Marlins

Dolphin Stadium, Miami, FL

Thu Sep 28 2006, 7:05 PM EDT

Att. 14,106 - Clear - 80 F

TOP

Batter	1	2	3	4	5	6	7	8	9	AB	R	H	RBI	BB	SO	LOB
27 Chris Denorfia, R (1, 8) OBP: 0.352, SLG: 0.368	C B B X 2-1 12 BB FC6-4 1B	C B C B X 2-2 G5-3 ②			C F B X 1-2 F9 ①	B C B X 2-1 G4-3 ③			F B C F B S 2-3 K ③	5	1	1	0	0	1	1
Scott Hatteberg, L (1, 3) OBP: 0.390, SLG: 0.438	B 1 SAFE D X 2-0 12 BB 1-2 E 1B	B B X 2-0 F8 ③			B C B B C X 3-2 G1-3 ②		B C S X 1-2 G4-3 ①			4	1	1	0	0	0	0
12 Edwin Encarnación, R (1, 5) OBP: 0.364, SLG: 0.482	B S C D D F B 4-2 FC6-4 1-2 2-3 BB	X 0-0 P3 ①			F B F C 1-3 K ③		F F B B F X 2-2 F8 ②			3	0	0	0	1	1	0
Adam Dunn, L (1, 7) OBP: 0.366, SLG: 0.493 45 Bill Bray, L (7, 1) 25 David Weathers, R (8, 1) Scott Schoeneweis, L (9, 1)	B B F B S S 3-3 K ①	B C F F B X 2-2 F8 ②				X 0-0 F8 ①	B C B B B S X 3-2 F7 ③			4 0 0 0	0 0 0 0	0 0 0 0	0 0 0 0	0 0 0 0	1 0 0 0	3 0 0 0
Javier Valentin, S (1, 2) OBP: 0.315, SLG: 0.443	B C F B B X 3-2 FC6-4 1B 1-2f 2-H 3-H ②	C X 0-1 1B				X 0-0 9 1B G1-3 1B		C X 0-1 F8 ①		4	1	2	1	0	0	1
Todd Hollandsworth, L (1, 9) OBP: 0.281, SLG: 0.438	B F F F X 1-2 9 BB 1-3 1B	X 0-0 G3 ③				B B F X 2-1 G1-3 ② 1-2		B C X 1-1 G4-3 ②		4	0	1	0	0	0	2
9 Juan Castro, R (1, 6) OBP: 0.278, SLG: 0.342	B S S B F D B 4-2 4 FC4-6 1-2 BB			X 0-0 F8 ①		B F F B X 2-2 2B 2-H 1B		B C C S 1-3 K ③		3	1	1	1	1	1	0
4 Brandon Phillips, R (1, 4) OBP: 0.326, SLG: 0.430	S F X 0-2 FC4-6 1-2f ③			B B C F S 2-3 K ②		B I I I 4-0 2B IBB			X 0-0 F8 ①	3	1	0	0	1	1	3
Kyle Lohse, R (1, 1) OBP: 0.174, SLG: 0.217 Dewayne Wise, L (7, 7) OBP: 0.206, SLG: 0.265		B C L S 1-3 K ①		B C F F S 1-3 K ③		C B D X 2-1 1-H 2-H 2B			B C C B B X 3-2 G4-3 ②	3 1	0 0	1 0	2 0	0 0	2 0	0 0
Inning Stats	R: 2 E: 1 K: 1 S: 22 H: 3 LOB: 3 BB: 2 P: 41	R: 0 E: 0 K: 1 S: 7 H: 0 LOB: 0 BB: 0 P: 12	R: 0 E: 0 K: 0 S: 8 H: 1 LOB: 1 BB: 0 P: 10	R: 0 E: 0 K: 2 S: 9 H: 0 LOB: 0 BB: 0 P: 12	R: 0 E: 0 K: 1 S: 9 H: 0 LOB: 0 BB: 0 P: 14	R: 3 E: 0 K: 0 S: 11 H: 3 LOB: 1 BB: 1 P: 23	R: 0 E: 0 K: 0 S: 10 H: 0 LOB: 0 BB: 0 P: 16	R: 0 E: 0 K: 1 S: 7 H: 0 LOB: 0 BB: 0 P: 9	R: 0 E: 0 K: 1 S: 8 H: 0 LOB: 0 BB: 0 P: 13	1B: 6 2B: 1 3B: 0 HR: 0 SF: 0 SAC: 0 DP: 0 HBP: 0						

PITCHER	IP	WLS	BF	H	R	ER	SO	BB	IBB	HBP	BLK	WP	HR	S	P	ERA	WHIP
47 Ricky Nolasco, R (1, 1) ERA: 4.82	6.0	L	28	7	5	5	5	2	1	0	0	0	0	66	112	7.50	1.500
45 Jose Garcia, R (7, 1) ERA: 6.14	2.0		6	0	0	0	1	0	0	0	0	0	0	17	25	0.00	0.000
Randy Messenger, R (9, 1) ERA: 5.81	1.0		3	0	0	0	1	0	0	0	0	0	0	8	13	0.00	0.000

PITCHER	IP	WLS	BF	H	R	ER	SO	BB	IBB	HBP	BLK	WP	HR	S	P	ERA	WHIP

livebaseballscorecards.com

AB	34
R	5
H	7
RBI	4
BB	3
SO	7
LOB	10

BOTTOM

Batter	1	2	3	4	5	6	7	8	9	AB	R	H	RBI	BB	SO	LOB
2 Hanley Ramirez, R (1, 6) OBP: 0.353, SLG: 0.481	C F B F X 1-2 6 F9 1B 2B		B B C S C 2-3 K ③		C B F B F F B F S 3-3 K ③			C X 0-1 G6-3 ②		4	1	1	0	0	2	0
6 Dan Uggla, R (1, 4) OBP: 0.338, SLG: 0.478	F D X 1-1 F9 ① 2-3			C S B B X 2-2 P6 ①		B B S X 2-1 1B		X 0-0 G5-3 ③		4	0	1	0	0	0	1
Miguel Cabrera, R (1, 5) OBP: 0.433, SLG: 0.568	F B X 1-1 17 G4-6-3 3-H 1B			B B C B S F F B 4-2 BB 17 BB BB		B S F B X 2-2 L8 ①			B C B B F X 3-2 17 G4-3 1B	3	0	2	1	1	0	1
17 Mike Jacobs, L (1, 3) OBP: 0.325, SLG: 0.473	B B C B X 3-1 G4-6-3 ② ③ 1-2f			B B B B 4-0 BB 1-2 BB		B B B C F F F S 3-3 K ②		C X 0-1 G4-3 ① 1-2		3	0	0	0	1	1	3
12 Cody Ross, R (1, 7) OBP: 0.299, SLG: 0.444		C F X 0-2 G5-3 ①		B S X 1-1 F9 ②		S B X 1-1 F8 ③			F B B F F F F F F 2-3 S K ②	4	0	0	0	0	1	4
Joe Borchard, S (1, 9) OBP: 0.321, SLG: 0.401 Wes Helms, R (9, PH) OBP: 0.385, SLG: 0.578		C B F X 1-2 G4-3 ②		C D B F B B 4-2 4 FC6-4 1-2 2-3 BB			C X 0-1 F9 ①		B B C S C 2-3 K ③	2 1	0 0	0 0	0 0	1 0	0 1	0 1
4 Alfredo Amezaga, S (1, 8) OBP: 0.331, SLG: 0.332		B X 1-0 L8 ③		X 0-0 FC6-4 ③ 1-2f			B B C X 2-1 L9 ②			3	0	0	0	0	0	3
20 Matt Treanor, R (1, 2) OBP: 0.320, SLG: 0.304 Miguel Olivo, R (1, 2) OBP: 0.287, SLG: 0.440			M B X 1-1 G6-3 ①		C S S 0-3 K ①		S S B S 1-3 K ③			0 3	0 0	0 0	0 0	0 0	0 2	0 0
47 Ricky Nolasco, R (1, 1) OBP: 0.209, SLG: 0.244 45 Jose Garcia, R (7, 1) OBP: 1.000, SLG: 1.000 27 Jeremy Hermida, L (8, PH) OBP: 0.335, SLG: 0.372 Randy Messenger, R (9, 1)			S C X 0-2 F9 ②		F B S S 1-3 K ②			C B B B S F F F B X 3-2 F7 ①		2 0 1 0	0 0 0 0	0 0 0 0	0 0 0 0	0 0 0 0	1 0 0 0	0 0 0 0
Inning Stats	R: 1 E: 0 K: 0 S: 10 H: 2 LOB: 0 BB: 0 P: 16	R: 0 E: 0 K: 0 S: 7 H: 0 LOB: 0 BB: 0 P: 9	R: 0 E: 0 K: 1 S: 8 H: 0 LOB: 0 BB: 3 P: 11	R: 0 E: 0 K: 0 S: 12 H: 0 LOB: 3 BB: 3 P: 27	R: 0 E: 0 K: 3 S: 12 H: 0 LOB: 0 BB: 0 P: 16	R: 0 E: 0 K: 1 S: 12 H: 1 LOB: 1 BB: 0 P: 20	R: 0 E: 0 K: 0 S: 7 H: 0 LOB: 0 BB: 0 P: 10	R: 0 E: 0 K: 0 S: 8 H: 0 LOB: 0 BB: 0 P: 11	R: 0 E: 0 K: 2 S: 16 H: 1 LOB: 1 BB: 0 P: 23	1B: 3 2B: 1 3B: 0 HR: 0 SF: 0 SAC: 0 DP: 1 HBP: 0						

PITCHER	IP	WLS	BF	H	R	ER	SO	BB	IBB	HBP	BLK	WP	HR	S	P	ERA	WHIP
Kyle Lohse, R (1, 1) ERA: 5.83	6.0	W	23	3	1	1	5	3	0	0	0	0	0	61	99	1.50	1.000
45 Bill Bray, L (7, 1) ERA: 4.09	1.0		3	0	0	0	1	0	0	0	0	0	0	7	10	0.00	0.000
25 David Weathers, R (8, 1) ERA: 3.54	1.0		3	0	0	0	0	0	0	0	0	0	0	8	11	0.00	0.000
Scott Schoeneweis, L (9, 1) ERA: 4.88	1.0		4	1	0	0	2	0	0	0	0	0	0	16	23	0.00	1.000

PITCHER	IP	WLS	BF	H	R	ER	SO	BB	IBB	HBP	BLK	WP	HR	S	P	ERA	WHIP

livebaseballscorecards.com

AB	30
R	1
H	4
RBI	1
BB	3
SO	8
LOB	13

Cincinnati Reds @ Pittsburgh Pirates

PNC Park, Pittsburgh, PA

Fri Sep 29 2006, 7:05 PM EDT

Att. 27,033 - Cloudy - 53 F

livebaseballscorecards.com

TOP

Batter	1	2	3	4	5	6	7	8	9	AB	R	H	RBI	BB	SO	LOB
27 Chris Denorfia, R (1, 8) OBP: 0.355, SLG: 0.364	0-1 FC1-6 1B		2-2 G1-3		0-0 B5-3		0-1 F8		4-1 BB	4	0	1	0	1	0	0
Norris Hopper, R (1, 9) OBP: 0.435, SLG: 0.462 Todd Hollandsworth, L (8, 9) OBP: 0.280, SLG: 0.436	1-1 FC1-6 12 S 1B 1-2f		1-1 CS 1B		4-1 HR BB		1-1 WP 1B		3-2 F9	3 1	2 0	2 0	0 0	1 0	0 0	1 1
Rich Aurilia, R (1, 3) OBP: 0.349, SLG: 0.518 (9, 5)	1-1 12 S 1B 1-2		0-1 G4-3 1-2		2-0 HR 1-H		3-2 1B 1-H		2-2 G6-3	5	1	3	3	0	0	2
12 Edwin Encarnación, R (1, 5) OBP: 0.360, SLG: 0.477 Scott Hatteberg, L (9, 3) OBP: 0.390, SLG: 0.438	3-3 K 1-2 2-3			3-2 G6-3 1-0 G6-3			2-2 G3			4 0	0 0	0 0	0 0	0 0	1 0	3 0
Adam Dunn, L (1, 7) OBP: 0.366, SLG: 0.495 Dewayne Wise, L (8, 7) OBP: 0.206, SLG: 0.265	3-3 K			1-1 4 G4-3 9 1B 2B	0-0 4 G6-4-3 1B			1-3 K		4 0	1 0	2 0	0 0	0 0	2 0	2 0
4 Brandon Phillips, R (1, 4) OBP: 0.324, SLG: 0.427		1-0 F9		0-0 G4-3 2-3	1-1 G6-4-3 1-2f			1-3 K		4	0	0	0	0	1	2
9 Juan Castro, R (1, 6) OBP: 0.285, SLG: 0.357		0-2 F7		2-0 2B 3-H	3-2 FC6-4 1B			3-1 WP 3B		4	1	3	1	0	0	0
Jason LaRue, R (1, 2) OBP: 0.317, SLG: 0.346		3-1 1B		3-2 2B 1-H	2-2 FC6-4 1-2f			2-2 G4-3 3-H		4	0	2	0	0	0	1
39 Aaron Harang, R (1, 1) OBP: 0.132, SLG: 0.108		1-0 G5-3			0-3 K		1-1 G3-1		1-3 K	4	0	0	0	0	2	1
Inning Stats	R: 0 E: 0 K: 2 S: 14 H: 2 LOB: 2 BB: 0 P: 22	R: 0 E: 0 K: 0 S: 7 H: 1 LOB: 1 BB: 0 P: 12	R: 0 E: 0 K: 0 S: 8 H: 1 LOB: 0 BB: 0 P: 11	R: 1 E: 0 K: 0 S: 11 H: 3 LOB: 2 BB: 0 P: 20	R: 2 E: 0 K: 1 S: 7 H: 1 LOB: 0 BB: 1 P: 14	R: 0 E: 0 K: 0 S: 9 H: 2 LOB: 1 BB: 0 P: 15	R: 1 E: 0 K: 0 S: 12 H: 2 LOB: 1 BB: 0 P: 19	R: 1 E: 0 K: 2 S: 12 H: 1 LOB: 0 BB: 1 P: 19	R: 0 E: 0 K: 1 S: 11 H: 0 LOB: 1 BB: 0 P: 21	1B: 9 2B: 2 3B: 1 HR: 1 SF: 0 SAC: 0 DP: 1 HBP: 0						

PITCHER		IP	WLS	BF	H	R	ER	SO	BB	IBB	HBP	BLK	WP	HR	S	P	ERA	WHIP
57 Zach Duke, L ERA: 4.47	(1, 1)	6.2	L	30	12	4	4	3	1	0	0	0	1	1	65	108	5.40	1.950
55 Matt Capps, R ERA: 3.86	(7, 1)	0.1		1	0	0	0	0	0	0	0	0	0	0	3	5	0.00	0.000
36 Juan Pablo Perez, L ERA: 8.1	(8, 1)	0.1		1	0	0	0	1	0	0	0	0	0	0	3	4	0.00	0.000
59 Brian Rogers, R ERA: 8.31	(8, 1)	1.2		7	1	1	1	2	1	0	0	0	1	0	20	36	5.40	1.200

AB	37
R	5
H	13
RBI	4
BB	2
SO	6
LOB	13

BOTTOM

Batter	1	2	3	4	5	6	7	8	9	AB	R	H	RBI	BB	SO	LOB
6 Chris Duffy, L (1, 8) OBP: 0.318, SLG: 0.339	1-2 G4-3		1-0 2B		0-1 2B		1-1 2 SF9 2 BLK 1-2 1B			4	0	3	0	0	0	0
2 Jack Wilson, R (1, 6) OBP: 0.315, SLG: 0.371	0-0 P4		0-1 G1-3		2-2 L7		1-2 SF9 1-3 2-H			3	0	0	1	0	0	2
12 Freddy Sanchez, R (1, 5) OBP: 0.380, SLG: 0.476	0-1 1B			2-2 1B 26 1B 1B	1-1 L7		0-2 G4-3			4	1	2	0	0	0	2
Jason Bay, R (1, 7) OBP: 0.395, SLG: 0.533	0-0 F9			0-0 F9		1-1 HBP		3-3 K		3	0	0	0	0	1	2
Xavier Nady, R (1, 3) OBP: 0.332, SLG: 0.449		1-1 F7		0-0 26 1B 1B 1-2		1-2 L9		3-2 K		4	0	1	0	0	1	1
26 Ronny Paulino, R (1, 2) OBP: 0.361, SLG: 0.393		2-2 K		0-0 1B 1-3 2-H		2-3 K		2-2 G3		4	0	1	1	0	2	1
José Bautista, R (1, 9) OBP: 0.336, SLG: 0.424		2-3 K		1-2 P4		2-3 K			0-2 G6-3	4	0	0	0	0	2	3
Jose Castillo, R (1, 4) OBP: 0.298, SLG: 0.381			2-2 G3	1-2 L9			0-0 F7		0-1 G4-3	4	0	0	0	0	0	2
57 Zach Duke, L (1, 1) OBP: 0.203, SLG: 0.235 55 Matt Capps, R (7, 1) Joe Randa, R (7, PH) OBP: 0.313, SLG: 0.385 36 Juan Pablo Perez, R (8, 1) 59 Brian Rogers, R (8, 1) 41 Ryan Doumit, S (9, PH) OBP: 0.320, SLG: 0.399			0-3 K		1-3 K		1-1 2 BLK 6 1B 2 SF9 1B		2-3 K	2 0 1 0 0 0 1	0 0 1 0 0 0 0	0 0 1 0 0 0 0	0 0 0 0 0 0 0	0 0 0 0 0 0 0	2 0 0 0 0 0 1	0 0 0 0 0 0 0
Inning Stats	R: 0 E: 0 K: 2 S: 7 H: 1 LOB: 1 BB: 0 P: 8	R: 0 E: 0 K: 2 S: 9 H: 0 LOB: 0 BB: 0 P: 14	R: 0 E: 0 K: 1 S: 9 H: 1 LOB: 1 BB: 0 P: 12	R: 1 E: 0 K: 0 S: 12 H: 3 LOB: 2 BB: 0 P: 16	R: 0 E: 0 K: 1 S: 10 H: 1 LOB: 1 BB: 0 P: 14	R: 0 E: 0 K: 2 S: 10 H: 0 LOB: 1 BB: 0 P: 16	R: 1 E: 0 K: 0 S: 11 H: 2 LOB: 1 BB: 0 P: 14	R: 0 E: 0 K: 2 S: 13 H: 0 LOB: 0 BB: 0 P: 21	R: 0 E: 0 K: 1 S: 8 H: 0 LOB: 1 BB: 0 P: 10	1B: 6 2B: 2 3B: 0 HR: 0 SF: 1 SAC: 0 DP: 1 HBP: 0						

PITCHER		IP	WLS	BF	H	R	ER	SO	BB	IBB	HBP	BLK	WP	HR	S	P	ERA	WHIP
39 Aaron Harang, R ERA: 3.76	(1, 1)	9.0	W	36	8	2	2	9	0	0	1	1	0	0	89	125	2.00	0.889

AB	34
R	2
H	8
RBI	2
BB	0
SO	9
LOB	13

Cincinnati Reds @ Pittsburgh Pirates

PNC Park, Pittsburgh, PA

Sat Sep 30 2006, 7:05 PM EDT

Att. 35,514 - Cloudy - 57 F

livebaseballscorecards.com

TOP

Batter	1	2	3	4	5	6	7	8	9	AB	R	H	RBI	BB	SO	LOB
27 Chris Denorfia, R (1, 8) OBP: 0.360, SLG: 0.363	C B C F B S 2-3 ① K			X 0-0 G2-6-3 1B		B B B C B 4-1 12 1B BB		X 0-0 ② F9		3	0	1	0	1	1	0
Scott Hatteberg, L (1, 3) OBP: 0.389, SLG: 0.436	C B B X 2-1 ② L7			B F F X 1-2 ① ② G2-6-3 1-2f		1 SAFE X 0-0 ② L8		B C B C B F X 3-2 1B		4	0	1	0	0	0	2
12 Edwin Encarnación, R (1, 5) OBP: 0.362, SLG: 0.478	B F B B X 3-1 ③ P4			S F B F B X 2-2 S 1B		1 SAFE X 0-0 1-2 1B		B S F F C 1-3 ③ K		4	0	2	0	0	1	1
Adam Dunn, L (1, 7) OBP: 0.366, SLG: 0.492		C F B B B X 2-2 ① P4		B F F B D B 4-2 26 FC6-4 1-2 BB		S C B X 1-2 ③ G3			X 0-0 ① F7	3	0	0	0	1	0	2
26 David Ross, R (1, 2) OBP: 0.351, SLG: 0.584		F B C B S 2-3 ② K		C B S X 1-2 ③ FC6-4 1-2f			X 0-0 G4-6-3 1B		B B C S B F S 3-3 ② K	4	0	1	0	0	2	2
Todd Hollandsworth, L (1, 9) OBP: 0.275, SLG: 0.429		S X 0-1 ③ G5-3			C F X 0-2 ① P6		F F B F B X 2-2 ① ② G4-6-3 1-2f		F S S 0-3 ③ K	4	0	0	0	0	1	1
9 Juan Castro, R (1, 6) OBP: 0.286, SLG: 0.356			C B B S X 2-2 ① F9		F F B X 1-2 ② G6-3		S B B S X 2-2 1B			3	0	1	0	0	0	0
Ray Olmedo, S (1, 4) OBP: 0.267, SLG: 0.317			C F B X 1-2 ② G3		C B B B X 3-1 ③ F7		B X 1-0 ③ F8			3	0	0	0	0	0	1
61 Bronson Arroyo, R (1, 1) OBP: 0.143, SLG: 0.222 Dewayne Wise, L (8, PH) OBP: 0.200, SLG: 0.257 56 Todd Coffey, R (8, 1)			B F B S S 2-3 ③ K			X 0-0 ① B1-3		F F F X 0-2 ① F8		2 1 0	0 0 0	0 0 0	0 0 0	0 0 0	1 0 0	0 0 0
Inning Stats	R: 0 E: 0 K: 0 S: 8 H: 0 LOB: 0 BB: 0 P: 15	R: 0 E: 0 K: 1 S: 8 H: 0 LOB: 0 BB: 0 P: 12	R: 0 E: 0 K: 1 S: 9 H: 0 LOB: 0 BB: 0 P: 14	R: 0 E: 0 K: 0 S: 13 H: 2 LOB: 2 BB: 1 P: 21	R: 0 E: 0 K: 0 S: 8 H: 0 LOB: 0 BB: 0 P: 12	R: 0 E: 0 K: 0 S: 7 H: 1 LOB: 2 BB: 1 P: 12	R: 0 E: 0 K: 0 S: 9 H: 2 LOB: 1 BB: 0 P: 14	R: 0 E: 0 K: 1 S: 13 H: 1 LOB: 1 BB: 0 P: 17	R: 0 E: 0 K: 2 S: 8 H: 0 LOB: 0 BB: 0 P: 11	1B: 6 2B: 0 3B: 0 HR: 0	SF: 0 SAC: 0 DP: 2 HBP: 0				WP: 0 PB: 0 SB: 1 CS: 0		PA: 33

PITCHER		IP	WLS	BF	H	R	ER	SO	BB	IBB	HBP	BLK	WP	HR	S	P	ERA	WHIP
39 Marty McLeary, R ERA: 2.04	(1, 1)	7.0	W	26	5	0	0	3	2	0	0	0	0	0	62	100	0.00	1.000
55 Matt Capps, R ERA: 3.81	(8, 1)	1.0	H	4	1	0	0	1	0	0	0	0	0	0	13	17	0.00	1.000
16 Salomon Torres, R ERA: 3.31	(9, 1)	1.0	S	3	0	0	0	2	0	0	0	0	0	0	8	11	0.00	0.000

PITCHER	IP	WLS	BF	H	R	ER	SO	BB	IBB	HBP	BLK	WP	HR	S	P	ERA	WHIP

AB	31
R	0
H	6
RBI	0
BB	2
SO	6
LOB	9

BOTTOM

Batter	1	2	3	4	5	6	7	8	9	AB	R	H	RBI	BB	SO	LOB
6 Chris Duffy, L (1, 8) OBP: 0.317, SLG: 0.338	B X 1-0 ① G3		C B F F F X 1-2 ① G4-3		B X 1-0 1B		C X 0-1 ① G3			4	0	1	0	0	0	0
2 Jack Wilson, R (1, 6) OBP: 0.315, SLG: 0.369	C X 0-1 ② P6		B C B C B 4-2 12 FC3-6 BB		1 SAFE C F B S 1-3 ② K		X 0-0 ② L5			3	0	0	0	1	1	1
12 Freddy Sanchez, R (1, 4) OBP: 0.378, SLG: 0.472	B B C F X 2-2 ③ F7		C F X 0-2 ② FC3-6 1B 1-2f		X 0-0 ③ P3		C B F F X 1-2 ③ G6-3			4	0	0	0	0	0	2
Jason Bay, R (1, 7) OBP: 0.396, SLG: 0.533		B C S X 1-2 ① G5-3	C X 0-1 1-2 1B			X 0-0 41 HBP 1B 1B		B X 1-0 ① P6		4	1	2	0	0	0	0
41 Ryan Doumit, S (1, 3) OBP: 0.324, SLG: 0.393 16 Salomon Torres, R (9, 1) OBP: 0.200, SLG: 0.200		C B B B B 4-1 26 2B BB	C X 0-1 ③ G4-3			C S B H 2-2 1B 1-2 1B HBP		S B F B F B S 3-3 ② K		2 0	2 0	0 0	0 0	1 0	1 0	2 0
26 Ronny Paulino, R (1, 2) OBP: 0.360, SLG: 0.394		C B C X 1-2 1-H 2B		C B X 1-1 ① P3		C B X 1-1 ① F3		C B X 1-1 ③ G6-3		4	0	1	1	0	0	2
Xavier Nady, R (1, 9) OBP: 0.334, SLG: 0.450		B C X 1-1 ② P3		B C X 1-1 G5-4-3 1B		C B X 1-1 1B 39 CS 1-2 2-3 1B				3	0	2	0	0	0	1
José Bautista, R (1, 5) OBP: 0.338, SLG: 0.424	I I I I 4-0 IBB			C B X 1-1 ② ③ G5-4-3 1-2f		C B D X 2-1 39 CS 1-3 2-H 3-H 1B				2	0	1	2	1	0	1
39 Marty McLeary, R (1, 1) 55 Matt Capps, R (8, 1) Joe Randa, R (9, 3) OBP: 0.313, SLG: 0.385	C F C 0-3 ③ K				C B C B C 2-3 ① K	L B P X 2-1 ② ③ G6-3 1-2 3-H				3 0 0	0 0 0	0 0 0	0 0 0	2 0 0	4 0 0	
Inning Stats	R: 1 E: 0 K: 1 S: 12 H: 1 LOB: 2 BB: 2 P: 23	R: 0 E: 0 K: 0 S: 14 H: 1 LOB: 2 BB: 1 P: 19	R: 0 E: 0 K: 0 S: 6 H: 1 LOB: 0 BB: 0 P: 9	R: 0 E: 0 K: 2 S: 8 H: 1 LOB: 1 BB: 0 P: 12	R: 2 E: 0 K: 0 S: 12 H: 3 LOB: 1 BB: 0 P: 19	R: 0 E: 0 K: 0 S: 7 H: 0 LOB: 0 BB: 0 P: 8	R: 0 E: 0 K: 1 S: 7 H: 0 LOB: 0 BB: 0 P: 12			1B: 1 2B: 1 3B: 0 HR: 1	SF: 0 SAC: 0 DP: 1 HBP: 1				WP: 0 PB: 0 SB: 0 CS: 2		PA: 33

PITCHER		IP	WLS	BF	H	R	ER	SO	BB	IBB	HBP	BLK	WP	HR	S	P	ERA	WHIP
61 Bronson Arroyo, R ERA: 3.29	(1, 1)	7.0	L	30	7	3	3	3	2	1	1	0	0	0	65	99	3.86	1.286
56 Todd Coffey, R ERA: 3.51	(8, 1)	1.0		3	0	0	0	1	0	0	0	0	0	0	7	12	0.00	0.000

PITCHER	IP	WLS	BF	H	R	ER	SO	BB	IBB	HBP	BLK	WP	HR	S	P	ERA	WHIP

Batter	1	2	3	4	5	6	7	8	9	AB	R	H	RBI	BB	SO	LOB
27 Chris Denorfia, R (1, 8) OBP: 0.356, SLG: 0.368	B B X 2-0 ① G6-3		C B X 1-1 ③ G6-3			X 0-0 2B		B S X 1-1 ③ G4-3		4	0	1	0	0	0	1
9 Juan Castro, R (1, 5) OBP: 0.281, SLG: 0.351	C C F X 0-2 ② G6-3			X 0-0 ① G4-3		B X 1-0 ③ G6-3			B F X 1-1 ① G5-3	4	0	0	0	0	0	1
12 Edwin Encarnación, R (1, 3) OBP: 0.359, SLG: 0.473	B X 1-0 ③ G4-3			B F F F S 1-3 ② K			S B X 1-1 ① L6		X 0-0 E6 26 WP	4	0	0	0	0	1	0
Adam Dunn, L (1, 7) OBP: 0.365, SLG: 0.490		X 0-0 G6-3 1B		B B X 2-0 P4			S B B X 2-1 ② P5		C B S B S 2-3 K	4	0	1	0	0	1	1
26 David Ross, R (1, 2) OBP: 0.353, SLG: 0.579 4 Brandon Phillips, R (9, PR) OBP: 0.324, SLG: 0.427		X 0-0 ① F8			X 0-0 ① P3		F B B B B 4-1 1B BB		S B S F B B F D 4-2 2-3 BB	2 0	0 0	0 0	0 0	2 0	0 0	1 0
Brendan Harris, R (1, 4) OBP: 0.319, SLG: 0.357 Javier Valentin, S (9, PH) OBP: 0.313, SLG: 0.441		B F X 1-1 ② ③ G6-3 1-2f			C B B F F X 2-2 ② G6-3		C S B B F B X 3-2 FC6-4 1-2 1B		C B F F F F E D S 2-3 ③ K	3 1	0 0	1 0	0 0	0 0	0 1	1 2
Ray Olmedo, S (1, 6) OBP: 0.271, SLG: 0.318		C S X 0-2 31 SH3-4 1B			C B S X 1-2 ③ G4-3		S B B X 2-1 ③ FC6-4 1-2f			3	0	1	0	0	0	2
Dewayne Wise, L (1, 9) OBP: 0.184, SLG: 0.237		X 0-0 ① F7				B B C X 2-1 ① P4		C B C S 1-3 ① K		3	0	0	0	0	1	1
31 Matt Belisle, R (1, 1) Ryan Franklin, R (7, 1) Royce Clayton, R (8, PH) OBP: 0.307, SLG: 0.341 56 Todd Coffey, R (8, 1)		M L B X 1-2 ② SH3-4 1-2				C F F B X 1-2 ② G5-3		X 0-0 ② L6		1 0 1 0	0 0 0 0	0 0 0 0	0 0 0 0	0 0 0 0	0 0 0 0	0 0 0 0
Inning Stats	R: 0 E: 0 K: 0 S: 6 H: 0 LOB: 0 BB: 0 P: 9	R: 0 E: 0 K: 0 S: 4 H: 1 LOB: 0 BB: 0 P: 5	R: 0 E: 0 K: 0 S: 9 H: 1 LOB: 1 BB: 0 P: 11	R: 0 E: 0 K: 1 S: 6 H: 0 LOB: 0 BB: 0 P: 9	R: 0 E: 0 K: 0 S: 8 H: 0 LOB: 0 BB: 0 P: 11	R: 0 E: 0 K: 0 S: 8 H: 1 LOB: 1 BB: 0 P: 12	R: 0 E: 0 K: 0 S: 11 H: 1 LOB: 2 BB: 1 P: 23	R: 0 E: 0 K: 1 S: 6 H: 0 LOB: 0 BB: 0 P: 8	R: 0 E: 1 K: 2 S: 16 H: 0 LOB: 2 BB: 1 P: 25	1B: 3 2B: 1 3B: 0 HR: 0	SF: 0 SAC: 1 DP: 1 HBP: 0					

PITCHER		IP	WLS	BF	H	R	ER	SO	BB	IBB	HBP	BLK	WP	HR	S	P	ERA	WHIP
27 Shane Youman, L ERA: 2.91	(1, 1)	7.0		25	4	0	0	1	1	0	0	0	0	0	52	80	0.00	0.714
34 John Grabow, L ERA: 4.13	(8, 1)	0.2		2	0	0	0	1	0	0	0	0	0	0	4	5	0.00	0.000
55 Matt Capps, R ERA: 3.79	(8, 1)	0.1	W	1	0	0	0	0	0	0	0	0	0	0	2	3	0.00	0.000
16 Salomon Torres, R ERA: 3.28	(9, 1)	1.0	S	5	0	0	0	2	1	0	0	0	1	0	16	25	0.00	1.000

PITCHER	IP	WLS	BF	H	R	ER	SO	BB	IBB	HBP	BLK	WP	HR	S	P	ERA	WHIP

TOP

Cincinnati Reds @ Pittsburgh Pirates

PNC Park, Pittsburgh, PA

Sun Oct 01 2006, 1:35 PM EDT

Att. 25,004 - Partly Cloudy - 63 F

livebaseballscorecards.com

AB	30
R	0
H	4
RBI	0
BB	2
SO	4
LOB	10

Batter	1	2	3	4	5	6	7	8	9	AB	R	H	RBI	BB	SO	LOB
José Bautista, R (1, 8) OBP: 0.335, SLG: 0.420	C B B B F X 3-2 ① F8		C B F C 1-3 ③ K			B B X 2-0 ① F7	C B B C S 2-3 ③ K			4	0	0	0	0	2	2
2 Jack Wilson, R (1, 6) OBP: 0.316, SLG: 0.370	C B X 1-1 ② P3			B B B B 4-0 41 L4-6 12 1B BB		B F X 1-1 41 WP 2B		C B F B S 2-3 ① K		3	0	1	0	1	1	0
12 Freddy Sanchez, R (1, 5) OBP: 0.378, SLG: 0.473	F F X 0-2 FC5-4 1B			F X 0-1 1-2 1B		C B D X 2-1 ② L4		F F F F B X 1-2 ② F8		4	0	2	0	0	0	1
Jason Bay, R (1, 7) OBP: 0.396, SLG: 0.532	X 0-0 ③ FC5-4 1-2f			C B B F F B S 3-3 ① K		I I I 4-0 41 WP IBB		X 0-0 PB 41 1B 1B 1B		3	1	1	0	1	1	3
41 Ryan Doumit, S (1, 3) OBP: 0.322, SLG: 0.389		S B B X 2-1 ① F7		F B F F F X 1-2 ② ③ L4-6 2-2		C B S X 1-2 ③ G6-3 1-2 2-3		C X 0-1 1B 1B 1-2 1B		4	0	1	0	0	0	4
Xavier Nady, R (1, 9) OBP: 0.337, SLG: 0.453		C B X 1-1 G6-3 1B			B F B B X 3-1 G4-3 1B		C C F B C 2-3 ① K	S B F B X 2-2 1B 1-2 2-H 1B		4	0	3	1	0	1	0
Jose Castillo, R (1, 4) OBP: 0.299, SLG: 0.382		X 0-0 ② ③ G6-3 1-2f			B B F S X 2-2 ① G4-3 1-2		C C B X 1-2 1B 1B	B X 1-0 1-2 2-3 1B		4	0	2	0	0	0	2
Carlos Maldonado, R (1, 2) OBP: 0.150, SLG: 0.105		S B F X 1-2 ① G5-3			C B B X 2-1 ② G5-3		X 0-0 ② L6	S B F T 1-2 ③ K		4	0	0	0	0	1	5
27 Shane Youman, L (1, 1) OBP: 0.429, SLG: 0.429 Joe Randa, R (7, PH) OBP: 0.316, SLG: 0.388 34 John Grabow, L (8, 1) 55 Matt Capps, R (8, 1) 16 Salomon Torres, R (9, 1) OBP: 0.200, SLG: 0.200		B B C B X 3-1 ② G5-3			F T S 0-3 ③ K		X 0-0 1-2 1B			2 1 0 0 0	0 0 0 0 0	0 1 0 0 0	0 0 0 0 0	1 0 0 0 0	0 0 0 0 0	1 0 0 0 0
Inning Stats	R: 0 E: 0 K: 0 S: 9 H: 1 LOB: 1 BB: 0 P: 13	R: 0 E: 0 K: 0 S: 5 H: 1 LOB: 0 BB: 0 P: 8	R: 0 E: 0 K: 1 S: 8 H: 0 LOB: 0 BB: 0 P: 13	R: 0 E: 0 K: 1 S: 10 H: 1 LOB: 1 BB: 1 P: 18	R: 0 E: 0 K: 1 S: 10 H: 1 LOB: 1 BB: 0 P: 17	R: 0 E: 0 K: 0 S: 8 H: 1 LOB: 2 BB: 1 P: 18	R: 0 E: 0 K: 2 S: 12 H: 2 LOB: 2 BB: 0 P: 17	R: 1 E: 0 K: 2 S: 18 H: 4 LOB: 3 BB: 0 P: 25		1B: 10 2B: 2 3B: 0 HR: 0	SF: 0 SAC: 1 DP: 2 HBP: 0					

PITCHER		IP	WLS	BF	H	R	ER	SO	BB	IBB	HBP	BLK	WP	HR	S	P	ERA	WHIP
31 Matt Belisle, R ERA: 3.6	(1, 1)	6.0		23	5	0	0	3	1	1	0	0	1	0	50	87	0.00	1.000
Ryan Franklin, R ERA: 4.54	(7, 1)	1.0		5	2	0	0	2	0	0	0	0	0	0	12	17	0.00	2.000
56 Todd Coffey, R ERA: 3.58	(8, 1)	1.0	L	7	4	1	1	2	0	0	0	0	0	0	18	25	9.00	4.000

PITCHER	IP	WLS	BF	H	R	ER	SO	BB	IBB	HBP	BLK	WP	HR	S	P	ERA	WHIP

BOTTOM

Cincinnati Reds @ Pittsburgh Pirates

PNC Park, Pittsburgh, PA

Sun Oct 01 2006, 1:35 PM EDT

Att. 25,004 - Partly Cloudy - 63 F

livebaseballscorecards.com

AB	33
R	1
H	11
RBI	1
BB	2
SO	7
LOB	18