

Cincinnati Reds - 2007

Batter	1	2	3	4	5	6	7	8	9	AB	R	H	RBI	BB	SO	LOB	TOP					
30 Norris Hopper, R 16 Bubba Crosby, L OBP: 0.400, SLG: 0.600	L8		G4-3			G5-3	1B		F9	3	0	0	0	0	0	1						
33 Josh Hamilton, L OBP: 0.375, SLG: 0.750	G4-3			K			P6			4	0	1	0	0	1	2						
12 Edwin Encarnación, R 68 Anderson Machado, S OBP: 0.400, SLG: 1.000	F9			HR					K	3	1	2	1	0	0	0						
Scott Hatteberg, L 71 Paul Janish, R OBP: 0.333, SLG: 0.667				G3		G1-6-3			K	3	1	1	0	0	0	2						
Javier Valentin, S 15 Dewayne Wise, L							G6-3		G4-3	2	0	0	0	1	1	1						
46 Mark Bellhorn, S 76 Jeff Keppinger, R OBP: 0.400, SLG: 1.000									G5-3	2	0	1	1	0	0	1						
9 Juan Castro, R 60 Joey Votto, L OBP: 0.800, SLG: 1.000										2	0	0	0	0	1	1						
27 Chris Denorfia, R 23 Chad Moeller, R OBP: 0.500, SLG: 0.500										2	2	2	0	0	0	0						
34 Jerry Gil, R OBP: 0.200, SLG: 0.200										2	0	0	0	0	1	1						
Inning Stats	R: 0 E: 0 K: 0 S: 3	H: 0 LOB: 0 BB: 0 P: 3	R: 1 E: 0 K: 1 S: 6	H: 2 LOB: 0 BB: 0 P: 7	R: 0 E: 0 K: 0 S: 3	H: 1 LOB: 1 BB: 0 P: 3	R: 1 E: 0 K: 1 S: 6	H: 1 LOB: 1 BB: 1 P: 10	R: 0 E: 0 K: 1 S: 5	H: 0 LOB: 0 BB: 0 P: 5	R: 0 E: 0 K: 0 S: 4	H: 2 LOB: 2 BB: 0 P: 4	R: 2 E: 0 K: 1 S: 8	H: 3 LOB: 2 BB: 1 P: 12	R: 0 E: 0 K: 2 S: 7	H: 0 LOB: 0 BB: 0 P: 7	R: 1 E: 0 K: 0 S: 5	H: 2 LOB: 1 BB: 0 P: 5	1B: 8 2B: 2 3B: 0 HR: 1	SF: 0 SAC: 0 DP: 2 HBP: 0	WP: 0 PB: 0 SB: 0 CS: 1	PA: 37
PITCHER	IP	WLS	BF	H	R	ER	SO	BB	IBB	HBP	BLK	WP	HR	S	P	ERA	WHIP					
Ramon Ortiz, R ERA: 4.5	2.0	7	2	1	1	1	1	0	0	0	0	0	0	9	10	4.50	1.000					
60 Glen Perkins, L ERA: 4.5	2.0	8	2	1	1	1	1	1	0	0	0	0	1	9	13	4.50	1.500					
36 Joe Nathan, R ERA:	1.0	3	0	0	0	1	0	0	0	0	0	0	0	5	5	0.00	0.000					
28 Jesse Crain, R ERA:	1.0	4	2	0	0	0	0	0	0	0	0	0	0	4	4	0.00	2.000					
54 Matt Guerrier, R ERA: 18.0	1.0	L	7	3	2	2	1	1	0	0	0	0	0	8	12	18.00	4.000					
PITCHER	IP	WLS	BF	H	R	ER	SO	BB	IBB	HBP	BLK	WP	HR	S	P	ERA	WHIP					
17 Pat Neshek, R ERA:	1.0	3	0	0	0	2	0	0	0	0	0	0	0	7	7	0.00	0.000					
79 Tristan Crawford, R ERA: 9.0	1.0	5	2	1	1	0	0	0	0	0	0	0	0	5	5	9.00	2.000					

Cincinnati Reds @ Minnesota Twins
Hammond Stadium, Fort Myers, FL
Fri Mar 02 2007, 7:05 PM EST
Att: 7,726 - Partly Cloudy - 80 F

AB	35
R	5
H	11
RBI	5
BB	2
SO	6
LOB	13



Batter	1	2	3	4	5	6	7	8	9	AB	R	H	RBI	BB	SO	LOB	BOTTOM					
Luis Castillo, S 61 Tommy Watkins, R OBP: 0.400, SLG: 0.250	G6-3						G4-6-3			1	0	0	0	1	0	0						
8 Nick Punto, S 58 Glenn Williams, S										3	1	0	0	0	0	3						
7 Joe Mauer, L 55 Mike Redmond, R OBP: 0.400, SLG: 1.000										2	0	1	0	0	0	0						
88 Corey Feiner, R										1	0	0	0	0	0	2						
5 Michael Cuddyer, R 2 Denard Span, L OBP: 0.333, SLG: 0.400										2	0	0	0	1	0	0						
33 Justin Morneau, L 50 Garrett Jones, L OBP: 0.200, SLG: 0.200										2	0	0	1	0	0	2						
Torii Hunter, R Jason Tyner, L OBP: 0.500, SLG: 0.333										0	0	0	0	0	0	0						
24 Rondell White, R 11 Josh Rabe, R OBP: 0.400, SLG: 0.400										2	0	0	0	0	0	3						
27 Jeff Cirillo, R 86 Jeff Christy, R OBP: 0.667, SLG: 0.500										2	1	1	0	0	0	0						
Jason Bartlett, R 25 Alexi Casilla, S OBP: 0.500, SLG: 0.500										2	0	1	0	0	0	1						
Inning Stats	R: 1 E: 0 K: 0 S: 4	H: 1 LOB: 3 BB: 2 P: 13	R: 0 E: 0 K: 0 S: 3	H: 1 LOB: 0 BB: 0 P: 3	R: 0 E: 0 K: 0 S: 3	H: 0 LOB: 0 BB: 0 P: 3	R: 0 E: 0 K: 0 S: 3	H: 0 LOB: 0 BB: 0 P: 3	R: 1 E: 0 K: 0 S: 4	H: 2 LOB: 2 BB: 0 P: 5	R: 0 E: 0 K: 0 S: 4	H: 0 LOB: 2 BB: 0 P: 4	R: 0 E: 0 K: 0 S: 3	H: 1 LOB: 0 BB: 0 P: 3	R: 0 E: 0 K: 0 S: 3	H: 0 LOB: 0 BB: 0 P: 3	R: 0 E: 0 K: 1 S: 5	H: 0 LOB: 1 BB: 1 P: 9	1B: 5 2B: 1 3B: 0 HR: 0	SF: 0 SAC: 0 DP: 3 HBP: 2	WP: 0 PB: 0 SB: 0 CS: 0	PA: 35
PITCHER	IP	WLS	BF	H	R	ER	SO	BB	IBB	HBP	BLK	WP	HR	S	P	ERA	WHIP					
Kyle Lohse, R ERA: 13.5	0.2	6	1	1	1	0	0	2	0	0	0	0	0	4	4	13.50	4.500					
Brian Meadows, R ERA:	1.1	4	1	0	0	0	0	0	0	0	0	0	0	4	4	0.00	0.750					
29 Mike Stanton, L ERA:	1.0	3	0	0	0	0	0	0	0	0	0	0	0	3	3	0.00	0.000					
45 Bill Bray, L ERA:	1.0	3	0	0	0	0	0	0	0	0	0	0	0	3	3	0.00	0.000					
31 Matt Belisle, R ERA: 4.5	2.0	W	9	2	1	1	0	0	0	1	0	0	0	8	9	4.50	1.000					
PITCHER	IP	WLS	BF	H	R	ER	SO	BB	IBB	HBP	BLK	WP	HR	S	P	ERA	WHIP					
54 Elizardo Ramirez, R ERA:	7.1	2	6	1	0	0	0	0	0	0	0	0	0	6	6	0.00	0.500					
74 Jason Kershner, L ERA:	1.0	S	4	0	0	0	1	1	0	0	0	0	0	5	9	0.00	1.000					

Cincinnati Reds @ Minnesota Twins
Hammond Stadium, Fort Myers, FL
Fri Mar 02 2007, 7:05 PM EST
Att: 7,726 - Partly Cloudy - 80 F

AB	30
R	2
H	5
RBI	1
BB	3
SO	1
LOB	17



Batter	1	2	3	4	5	6	7	8	9	AB	R	H	RBI	BB	SO	LOB	TOP											
38 Luis Antonio Rodríguez, R (6, 4) OBP: 0.333, SLG: 0.375 25 Alexi Casilla, S (6, 4) OBP: 0.429, SLG: 0.333										3	0	1	0	0	0	3	Minnesota Twins @ Cincinnati Reds Ed Smith Stadium, Sarasota, FL Sat Mar 03 2007, 1:05 PM EST Att: 4,889 - Cloudy - 65 F											
Jason Tyner, L (1, 8) OBP: 0.100, SLG: 0.100										4	0	0	0	0	2													
16 Jason Kubel, L (1, 9) OBP: 0.333, SLG: 0.333 2 Denard Span, L (6, 8)										3	0	1	0	0	1	0												
23 Matthew LeCroy, R (1, 10) OBP: 0.200, SLG: 0.111 Brad King, R (9, PH)										3	0	0	0	0	2	1												
50 Garrett Jones, L (1, 3) OBP: 0.111, SLG: 0.222										4	1	1	0	0	0	1												
58 Glenn Williams, S (1, 5) OBP: 0.250, SLG: 0.375										4	0	2	1	0	1	1												
11 Josh Rabe, R (1, 7)										3	0	0	0	0	1	2												
41 Chris Heintz, R (1, 2) OBP: 0.400, SLG: 0.400 84 Jose Morales, S (5, 2) OBP: 0.333, SLG: 0.333										2	0	2	0	0	0	0												
Jason Bartlett, R (1, 6) OBP: 0.333, SLG: 0.333 64 Gil Velazquez, R (5, PR) (5, 6)										2	0	0	0	0	1	3												
Inning Stats	R: 0 E: 0 K: 0 S: 5	H: 2 LOB: 1 BB: 0 P: 5	R: 1 E: 0 K: 2 S: 10	H: 3 LOB: 2 BB: 0 P: 10	R: 0 E: 0 K: 2 S: 7	H: 0 LOB: 0 BB: 0 P: 7	R: 0 E: 0 K: 0 S: 3	H: 1 LOB: 0 BB: 0 P: 3	R: 0 E: 0 K: 1 S: 5	H: 0 LOB: 0 BB: 0 P: 5	R: 0 E: 0 K: 1 S: 5	H: 0 LOB: 0 BB: 0 P: 5	R: 0 E: 1 K: 0 S: 4	H: 0 LOB: 1 BB: 1 P: 4	R: 0 E: 0 K: 0 S: 3	H: 0 LOB: 1 BB: 1 P: 7		1B: 5 2B: 2 3B: 0 HR: 0	SF: 0 SAC: 0 DP: 2 HBP: 0	WP: 1 PB: 0 SB: 0 CS: 0	PA: 33							
PITCHER	IP	WLS	BF	H	R	ER	SO	BB	IBB	HBP	BLK	WP	HR	S	P	ERA	WHIP											
39 Aaron Harang, R (1, 1) ERA: 4.5	2.0	W	10	5	1	1	2	0	0	0	0	0	1	0	15	15	4.50	2.500										
75 Bobby Livingston, L (3, 1) ERA:	2.0	H	6	1	0	0	2	0	0	0	0	0	0	0	10	10	0.00	0.500										
57 Victor Santos, R (5, 1) ERA:	2.0		6	1	0	0	1	0	0	0	0	0	0	8	8	0.00	0.500											
Kerry Ligtenberg, R (7, 1) ERA:	2.0		7	0	0	0	1	0	0	0	0	0	0	9	9	0.00	0.000											
37 Brian Shackelford, L (9, 1) ERA:	1.0		4	0	0	0	0	1	0	0	0	0	0	3	7	0.00	1.000											

Batter	1	2	3	4	5	6	7	8	9	AB	R	H	RBI	BB	SO	LOB	BOTTOM										
6 Ryan Freel, R (1, 8) OBP: 0.833, SLG: 1.200 30 Norris Hopper, R (5, PH) OBP: 0.143, SLG: 0.143										3	1	2	0	0	1	2	Minnesota Twins @ Cincinnati Reds Ed Smith Stadium, Sarasota, FL Sat Mar 03 2007, 1:05 PM EST Att: 4,889 - Cloudy - 65 F										
Scott Hatteberg, L (1, 10) OBP: 0.600, SLG: 1.400 16 Bubba Crosby, L (2, PR) OBP: 0.500, SLG: 0.625										2	1	2	2	0	0	0											
69 Dan Conway, R (8, PH) OBP: 1.000, SLG: 1.000										1	1	1	0	0	0	0											
12 Edwin Encarnación, R (1, 5) OBP: 0.333, SLG: 0.833 9 Juan Castro, R (3, 5)										1	0	0	0	0	0	0											
68 Anderson Machado, S (6, 4)										2	0	0	0	0	1	3											
Adam Dunn, L (1, 7) OBP: 0.750, SLG: 2.000 27 Chris Denorfia, R (3, 7)										2	1	1	0	0	1	3											
4 Brandon Phillips, R (1, 4) OBP: 0.500, SLG: 1.500 76 Jeff Keppinger, R (5, 4) OBP: 0.750, SLG: 1.125										3	1	2	2	0	0	3											
33 Josh Hamilton, L (1, 9) OBP: 0.538, SLG: 0.917										3	2	3	1	0	0	0											
15 Dewayne Wise, L (7, 8) OBP: 0.250, SLG: 0.250										4	1	3	0	1	0	2											
2 Alex Gonzalez, R (1, 6) OBP: 0.500, SLG: 0.500 71 Paul Janish, R (3, PR) OBP: 0.571, SLG: 0.833										1	0	1	1	0	0	0											
46 Mark Bellhorn, S (1, 3) OBP: 0.429, SLG: 0.857 60 Joey Votto, L (3, PR) OBP: 0.687, SLG: 0.667										1	0	1	1	1	1	3											
26 David Ross, R (1, 2) OBP: 0.167, SLG: 0.333 23 Chad Moeller, R (5, 2) OBP: 0.250, SLG: 0.250 67 Ryan Jorgensen, R (6, PH) (9, 2)										3	0	1	2	0	1	2											
Inning Stats	R: 3 E: 0 K: 1 S: 10	H: 5 LOB: 2 BB: 0 P: 10	R: 0 E: 1 K: 2 S: 9	H: 2 LOB: 3 BB: 0 P: 9	R: 3 E: 0 K: 1 S: 9	H: 4 LOB: 2 BB: 0 P: 9	R: 1 E: 0 K: 0 S: 6	H: 2 LOB: 3 BB: 2 P: 17	R: 0 E: 0 K: 1 S: 6	H: 1 LOB: 1 BB: 0 P: 6	R: 3 E: 0 K: 1 S: 9	H: 4 LOB: 3 BB: 2 P: 17	1B: 17 2B: 6 3B: 0 HR: 2	SF: 2 SAC: 0 DP: 0 HBP: 0	WP: 0 PB: 0 SB: 0 CS: 0	PA: 55											
PITCHER	IP	WLS	BF	H	R	ER	SO	BB	IBB	HBP	BLK	WP	HR	S	P	ERA	WHIP										
26 Boof Bonser, R (1, 1) ERA: 27.0	1.0	L	8	5	3	3	1	0	0	0	0	0	0	10	10	27.00	5.000										
Randy Choate, L (2, 1)	1.0		6	2	0	0	2	0	0	0	0	0	0	9	9	0.00	2.000										
85 Julio DePaula, R (3, 1) ERA: 9.0	1.0		7	4	3	3	1	0	0	0	0	0	0	9	9	27.00	4.000										
87 Jason Miller, L (4, 1) ERA: 5.4	1.0		6	3	1	1	0	0	0	0	0	0	1	6	6	9.00	3.000										
78 Ricky Barrett, L (5, 1) ERA: 16.2	0.2		8	4	3	3	1	2	0	0	0	0	0	8	16	40.50	9.000										
PITCHER	IP	WLS	BF	H	R	ER	SO	BB	IBB	HBP	BLK	WP	HR	S	P	ERA	WHIP										
77 Alexander Smit, L (5, 1) ERA: 6.75	1.1		7	2	1	1	0	1	0	0	0	0	0	6	10	6.75	2.250										
76 Errol Simonitsch, L (7, 1) ERA:	1.0		4	1	0	0	1	0	0	0	0	0	0	6	6	0.00	1.000										
56 Carmen Cali, L (8, 1) ERA: 21.6	0.2		8	4	3	3	0	2	0	0	0	0	0	6	14	40.50	9.000										
73 Oswaldo Sosa, R (8, 1) ERA:	0.1		1	0	0	0	1	0	0	0	0	0	0	3	3	0.00	0.000										

AB	32
R	1
H	7
RBI	1
BB	1
SO	6
LOB	15



AB	47
R	14
H	25
RBI	13
BB	5
SO	7
LOB	35



Batter	1	2	3	4	5	6	7	8	9	AB	R	H	RBI	BB	SO	LOB	TOP							
76 Andrew McCutchen, R (1.8) OBP: 0.462, SLG: 0.609 56 Josh Shortsief, R (6.1) 68 Michael Ryan, L (8. PH) 34 John Grabow, L (8.1)	F8		F9			K		E4		4	1	1	0	0	1	1	Pittsburgh Pirates @ Cincinnati Reds Ed Smith Stadium, Sarasota, FL Sun Mar 11 2007, 1:05 PM EDT Att: 5,187 - Sunny - 79 F							
2 Jack Wilson, R (1.6) OBP: 0.385, SLG: 0.333 39 Marty McLeary, R (4.1) 13 Nyier Morgan, L (6.8) Jason Bay, R (1.7) 35 Brad Eldred, R (5.3) (7.9)	K		E5	G3			K	E8		3	1	0	0	0	1	2								
62 Chris Aguilera, R (1.9) OBP: 0.208, SLG: 0.182 53 Mike Edwards, R (7.3) José Bautista, R (1.5) OBP: 0.280, SLG: 0.273 3 Javier Guzman, S (8.4)		G6-3		K			K		G6-3	4	1	1	1	0	2	1								
José Hernández, R (1.3) OBP: 0.278, SLG: 0.389 13 Nate McLouth, L (5.7)		K								4	0	1	2	0	1	0								
29 Don Kelly, L (1.4) OBP: 0.367, SLG: 0.296										3	0	2	0	0	1	0								
72 Einar Diaz, R (1.2) OBP: 0.545, SLG: 0.444 41 Ryan Doumit, S (6.2)										3	0	2	0	0	1	0								
24 Tom Gorzelanny, R (1.1) 77 Brian Bixler, R (4. PH) OBP: 0.522, SLG: 0.800										3	1	1	0	1	0	2								
										2	0	0	0	1	0	2								
										1	0	0	0	0	0	3								
										2	2	1	0	1	0	0								
Inning Stats	R: 0 E: 0 K: 2 S: 7	H: 0 LOB: 0 BB: 0 P: 7	R: 0 E: 0 K: 1 S: 7	H: 2 LOB: 3 BB: 1 P: 11	R: 3 E: 1 K: 0 S: 8	H: 4 LOB: 2 BB: 0 P: 8	R: 1 E: 0 K: 1 S: 7	H: 2 LOB: 1 BB: 0 P: 7	R: 0 E: 0 K: 1 S: 5	H: 0 LOB: 0 BB: 0 P: 5	R: 0 E: 0 K: 3 S: 9	H: 0 LOB: 0 BB: 0 P: 9	R: 4 E: 2 K: 1 S: 8	H: 2 LOB: 1 BB: 2 P: 16	R: 0 E: 0 K: 0 S: 3	H: 0 LOB: 0 BB: 0 P: 3	1B: 7 2B: 3 3B: 0 HR: 0	SF: 0 SAC: 0 DP: 0 HBP: 0	WP: 0 PB: 0 SB: 0 CS: 0	PA: 42				
PITCHER	IP WLS BF H R ER SO BB IBB HBP BLK WP HR S P ERA WHIP	22 Eric Milton, L (1.1) ERA: 2.08	3.2 20 7 4 3 3 1 0 0 0 0 0 25 29 7.36 2.182	Kerry Ligtenberg, R (4.1) ERA: 2.08	0.1 2 1 0 0 1 0 0 0 0 0 0 4 4 0.00 3.000	29 Mike Stanton, L (5.1) ERA: 2.08	1.0 3 0 0 0 1 0 0 0 0 0 0 5 5 0.00 0.000	75 Bobby Livingston, L (6.1) ERA: 2.08	1.0 H 3 0 0 0 1 0 0 0 0 0 0 5 5 0.00 0.000	56 Todd Coffey, R (7.1) ERA: 2.08	1.0 H 3 0 0 0 3 0 0 0 0 0 0 9 9 0.00 0.000	PITCHER	IP WLS BF H R ER SO BB IBB HBP BLK WP HR S P ERA WHIP	53 Brad Salton, R (8.1) ERA: 2.08	0.2 H 5 1 3 0 1 2 0 0 0 0 0 0 5 13 0.00 4.500	37 Brian Shackelford, L (8.1) ERA: 2.08	0.1 W 3 1 1 0 0 0 0 0 0 0 0 0 3 3 0.00 3.000	Brian Meadows, R (9.1) ERA: 2.08	1.0 S 3 0 0 0 0 0 0 0 0 0 0 0 3 3 0.00 0.000					

Batter	1	2	3	4	5	6	7	8	9	AB	R	H	RBI	BB	SO	LOB	BOTTOM						
6 Ryan Freel, R (1.8) OBP: 0.500, SLG: 0.611 30 Norris Hopper, R (6.9) OBP: 0.227, SLG: 0.227	2B	G6-3				CS	G4-3			3	2	2	0	0	0	0	Pittsburgh Pirates @ Cincinnati Reds Ed Smith Stadium, Sarasota, FL Sun Mar 11 2007, 1:05 PM EDT Att: 5,187 - Sunny - 79 F						
2 Alex Gonzalez, R (1.6) OBP: 0.385, SLG: 0.500 60 Joey Votto, L (6.3)	1B	G6-3								3	1	2	1	0	0	0							
12 Edwin Encarnación, R (1.5) OBP: 0.348, SLG: 0.550 68 Anderson Machado, S (8.5)	1B	F7								4	1	2	1	0	0	1							
Adam Dunn, L (1.7) OBP: 0.556, SLG: 0.938 16 Bubba Crosby, L (6.7)	F8									3	0	0	0	0	2	3							
Jeff Conine, R (1.3) OBP: 0.462, SLG: 0.615 75 Bobby Livingston, L (6.1)										3	1	1	1	0	2	1							
46 Mark Bellhorn, S (7.4) OBP: 0.360, SLG: 0.350	1B									0	0	0	0	0	0	0							
4 Brandon Phillips, R (1.4) OBP: 0.304, SLG: 0.696 23 Chad Moeller, R (7.2)	F8									3	1	1	0	0	1	2							
33 Josh Hamilton, L (1.9) OBP: 0.400, SLG: 0.386 53 Brad Salton, L (8.1) 37 Brian Shackelford, L (8.1) 9 Justin Castro, R (8. PH) OBP: 0.280, SLG: 0.556 Brian Meadows, R (9.1)	1B									3	0	3	1	0	0	0							
26 David Ross, R (1.2) OBP: 0.273, SLG: 0.250 56 Todd Coffey, R (7.1)										3	0	1	1	0	0	3							
15 Dewayne Wise, L (8.9) OBP: 0.273, SLG: 0.273										1	0	0	0	0	1	0							
22 Eric Milton, L (1.1) Kerry Ligtenberg, R (4.1) Scott Hattersberg, L (4. PH) OBP: 0.444, SLG: 0.613 29 Mike Stanton, L (5.1) 34 Jerry Gil, R (6.6) OBP: 0.250, SLG: 0.542	K									1	0	0	0	0	1	2							
Inning Stats	R: 4 E: 0 K: 1 S: 11	H: 6 LOB: 2 BB: 0 P: 11	R: 0 E: 0 K: 0 S: 3	H: 0 LOB: 0 BB: 0 P: 3	R: 0 E: 0 K: 3 S: 9	H: 0 LOB: 0 BB: 0 P: 9	R: 0 E: 0 K: 1 S: 5	H: 1 LOB: 0 BB: 0 P: 5	R: 1 E: 0 K: 2 S: 9	H: 2 LOB: 1 BB: 0 P: 10	R: 1 E: 0 K: 0 S: 4	H: 2 LOB: 0 BB: 0 P: 4	R: 0 E: 0 K: 1 S: 5	H: 1 LOB: 1 BB: 1 P: 9	R: 3 E: 0 K: 2 S: 10	H: 3 LOB: 1 BB: 1 P: 15	1B: 12 2B: 2 3B: 0 HR: 1	SF: 0 SAC: 0 DP: 1 HBP: 0	WP: 0 PB: 0 SB: 2 CS: 1	PA: 39			
PITCHER	IP WLS BF H R ER SO BB IBB HBP BLK WP HR S P ERA WHIP	24 Tom Gorzelanny, L (1.1) ERA: 14.21	3.0 15 6 4 4 4 4 0 0 0 0 0 0 14 15 4.50 1.500	39 Marty McLeary, R (4.1) ERA: 3.86	2.0 8 3 1 1 3 0 0 0 0 0 0 0 9 13 4.50 2.000	56 Josh Shortsief, L (6.1) ERA: 4.5	2.0 8 3 1 1 1 1 0 0 0 0 0 0 9 13 4.50 2.000	34 John Grabow, L (8.1) ERA: 15.75	1.0 L 7 3 3 3 2 1 0 0 0 0 1 10 15 27.00 4.000	PITCHER	IP WLS BF H R ER SO BB IBB HBP BLK WP HR S P ERA WHIP												



Batter	1	2	3	4	5	6	7	8	9	AB R H RBI BB SO LOB	TOP
Royce Clayton, R (1,6) OBP: 0.211, SLG: 0.222 1 Ray Olmedo, S (6,6)	F9		G6-3			G5-3			K	3 0 0 0 0 0 0 1 0 0 0 0 0 1 1	Toronto Blue Jays @ Cincinnati Reds Ed Smith Stadium, Sarasota, FL Mon Mar 12 2007, 1:05 PM EDT Att: 5,272 - Sunny - 79 F
2 Aaron Hill, R (1,4) OBP: 0.412, SLG: 0.625 Jason Smith, L (7, FR) OBP: 0.526, SLG: 1.056 (7,4)	L6								G4-3	3 0 2 0 0 0 0 1 0 0 0 0 0 0 1	
17 Lyle Overbay, L (1,3) OBP: 0.350, SLG: 0.471 43 Kevin Barker, L (7, FR) OBP: 0.353, SLG: 0.467 (7,3)										2 0 0 0 0 1 0 2 0 0 0 0 0 0 0 0	
25 Troy Glaus, R (1,5) OBP: 0.235, SLG: 0.400 23 John Hattig, S (7,5)	G1-3									3 0 0 0 0 0 0 2 0 0 0 0 0 0 0 0	
9 Gregg Zaun, S (1,2) OBP: 0.250, SLG: 0.100 13 Sal Fasano, R (6,2) OBP: 0.100, SLG: 0.200			F9						G6-3	2 0 0 0 0 0 0 0 1 0 0 0 0 0 0 0	
59 Curtis Thigpen, R (1,10) OBP: 0.105, SLG: 0.263			K						L4	3 0 0 0 0 0 2 0	
67 John-Ford Griffin, L (1,7)			G4-3						L4	3 0 0 0 0 0 1 0	
Chad Mottola, R (1,9) OBP: 0.286, SLG: 0.385									K	2 0 0 0 0 1 2 0	
57 Jeff Duncan, L (1,8) OBP: 0.409, SLG: 0.619 Robinson Diaz, R (9, PH) OBP: 0.200, SLG: 0.125									B1	2 0 0 0 0 0 1 0 1 0 0 0 0 0 1 1	
									K	2 0 0 0 0 0 1 0 1 0 0 0 0 0 1 1	
Inning Stats	R: 0 H: 0 E: 0 LOB: 1 K: 0 BB: 1 S: 4 P: 8	R: 0 H: 0 E: 0 LOB: 0 K: 1 BB: 0 S: 5 P: 5	R: 0 H: 0 E: 0 LOB: 0 K: 2 BB: 0 S: 7 P: 7	R: 0 H: 1 E: 0 LOB: 0 K: 0 BB: 0 S: 3 P: 3	R: 0 H: 0 E: 0 LOB: 0 K: 0 BB: 0 S: 3 P: 3	R: 0 H: 0 E: 0 LOB: 0 K: 1 BB: 0 S: 5 P: 5	R: 0 H: 1 E: 0 LOB: 1 K: 0 BB: 0 S: 3 P: 3	R: 0 H: 0 E: 0 LOB: 0 K: 2 BB: 0 S: 7 P: 7	R: 0 H: 0 E: 0 LOB: 1 K: 2 BB: 1 S: 7 P: 11	1B: 2 SF: 0 2B: 0 SAC: 0 3B: 0 DP: 2 HR: 0 HBP: 0	WP: 0 PA: 29 PB: 0 SB: 1 CS: 0
PITCHER	IP WLS BF H R ER SO BB IBB HBP BLK WP HR S P ERA WHIP										
31 Matt Belisle, R (1,1) ERA: 1.0	4.0 W 13 1 0 0 0 3 1 0 0 0 0 0 0 19 23 0.00 0.500										
25 David Weathers, R (5,1) ERA: 3.0	1.0 H 3 0 0 0 0 0 0 0 0 0 0 0 0 3 3 0.00 0.000										
50 Dustin Hermanson, R (6,1) ERA:	1.0 H 3 0 0 0 0 1 0 0 0 0 0 0 0 5 5 0.00 0.000										
57 Victor Santos, R (7,1) ERA:	2.0 H 6 1 0 0 0 2 0 0 0 0 0 0 0 10 10 0.00 0.500										
51 Jared Burton, R (9,1) ERA: 3.0	1.0 S 4 0 0 0 0 2 1 0 0 0 0 0 0 7 11 0.00 1.000										

Batter	1	2	3	4	5	6	7	8	9	AB R H RBI BB SO LOB	BOTTOM
6 Ryan Freel, R (1,8) OBP: 0.524, SLG: 0.632 30 Norris Hopper, R (2, PH) OBP: 0.280, SLG: 0.320 (3,8)		G1-4-3								1 1 1 0 0 0 0 3 0 2 2 0 0 2	Toronto Blue Jays @ Cincinnati Reds Ed Smith Stadium, Sarasota, FL Mon Mar 12 2007, 1:05 PM EDT Att: 5,272 - Sunny - 79 F
2 Alex Gonzalez, R (1,6) OBP: 0.333, SLG: 0.429 9 Juan Castro, R (5,6) OBP: 0.250, SLG: 0.526	K		F7						P4	3 0 0 0 0 0 1 2 1 0 0 0 0 0 0 1	
4 Brandon Phillips, R (1,4) OBP: 0.390, SLG: 0.654 71 Paul Janish, R (5,4) OBP: 0.294, SLG: 0.375										3 0 1 0 0 0 0 3 1 0 0 0 0 0 0 1	
Adam Dunn, L (1,7) OBP: 0.524, SLG: 0.842 16 Bubba Crosby, L (6,7) OBP: 0.407, SLG: 0.583										3 0 1 1 0 0 1 1 1 0 0 0 0 0 0 0	
12 Edwin Encarnación, R (1,5) OBP: 0.346, SLG: 0.458 34 Jerry Gil, R (6,5) OBP: 0.240, SLG: 0.520										2 0 0 0 0 1 0 2 1 0 0 0 0 0 1 0	
Jeff Conine, R (1,10) OBP: 0.438, SLG: 0.533 46 Mark Bellhorn, S (5, FR) OBP: 0.346, SLG: 0.333 (6,10)										2 0 0 0 0 1 0 4 1 0 0 0 0 0 1 0	
Scott Hatteberg, L (1,3) OBP: 0.381, SLG: 0.684 60 Joey Votto, L (6,3) OBP: 0.522, SLG: 0.588										3 1 0 0 0 0 1 1 1 0 0 0 0 0 1 0	
Javier Valentin, S (1,2) OBP: 0.250, SLG: 0.118 23 Chad Moeller, R (7,2) OBP: 0.429, SLG: 0.417										2 0 0 0 0 1 0 1 1 0 1 0 0 0 0 0	
27 Chris Denorfia, R (1,9) OBP: 0.265, SLG: 0.200 15 Dewayne Wise, L (7,9) OBP: 0.250, SLG: 0.250										2 1 1 0 1 0 1 1 1 0 0 0 0 0 0 1	
Inning Stats	R: 1 H: 2 E: 0 LOB: 2 K: 1 BB: 0 S: 8 P: 8	R: 0 H: 1 E: 0 LOB: 1 K: 1 BB: 1 S: 5 P: 9	R: 0 H: 1 E: 0 LOB: 2 K: 0 BB: 1 S: 4 P: 8	R: 1 H: 1 E: 2 LOB: 2 K: 0 BB: 0 S: 6 P: 6	R: 0 H: 0 E: 0 LOB: 1 K: 1 BB: 1 S: 5 P: 9	R: 1 H: 1 E: 0 LOB: 1 K: 0 BB: 0 S: 4 P: 8	R: 0 H: 0 E: 0 LOB: 0 K: 2 BB: 0 S: 7 P: 7	R: 0 H: 1 E: 0 LOB: 0 K: 1 BB: 0 S: 5 P: 5	1B: 6 SF: 0 2B: 2 SAC: 0 3B: 0 DP: 2 HR: 0 HBP: 0	WP: 0 PA: 36 PB: 0 SB: 0 CS: 0	
PITCHER	IP WLS BF H R ER SO BB IBB HBP BLK WP HR S P ERA WHIP										
39 Gustavo Chacin, L (1,1) ERA: 4.15	4.0 L 21 5 2 1 1 3 2 0 0 0 0 0 0 16 24 3.00 1.000										
28 Shaun Marcum, R (5,1) ERA: 6.43	3.0 12 1 1 1 3 2 0 0 0 0 0 0 16 24 3.00 1.000										
54 Jason Frasor, R (8,1) ERA: 5.79	1.0 3 1 0 0 0 1 0 0 0 0 0 0 5 5 0.00 1.000										

AB	27
R	0
H	2
RBI	0
BB	2
SO	8
LOB	7



AB	32
R	3
H	7
RBI	3
BB	4
SO	6
LOB	20



Batter	1	2	3	4	5	6	7	8	9	AB	R	H	RBI	BB	SO	LOB	TOP				
5 Rocco Baldelli, R OBP: 0.259, SLG: 0.462 45 Ruddy Lugo, S (8, 1)	G6-3		FC5-4			HR		F7		4	1	1	1	0	0	2	Tampa Bay Devil Rays @ Cincinnati Reds Ed Smith Stadium, Sarasota, FL Wed Mar 14 2007, 7:05 PM EDT Att: 4,821 - Cloudy - 74 F				
13 Carl Crawford, L OBP: 0.259, SLG: 0.280	3B		P5			G4-3		G4-3		4	0	1	0	0	0	1					
Delmon Young, R OBP: 0.241, SLG: 0.214	P3			K		F9		K		4	0	0	0	0	2	1					
Ty Wigginton, R OBP: 0.407, SLG: 0.625	P4			G4-3			HBP	F8		3	0	0	0	0	0	1					
3 Jorge Cantu, R OBP: 0.280, SLG: 0.375		F8		G5-3			G5-4-3			3	0	0	0	0	0	1					
1 Akinori Iwamura, L OBP: 0.136, SLG: 0.050 22 Shawn Camp, R 2 B.J. Upton, R OBP: 0.296, SLG: 0.346		G4-3			G4-3			K		3	0	0	0	0	0	1					
Brendan Harris, R OBP: 0.323, SLG: 0.345		G6-3			G5-3			BB		2	0	0	0	1	0	0					
8 Josh Paul, R OBP: 0.353, SLG: 0.286 64 Raul Casanova, S (8, 2)			FC2-5		K			K		3	0	1	0	0	2	1					
36 Edwin Jackson, R 39 J.P. Howell, L 29 Joel Guzman, R OBP: 0.143, SLG: 0.400			FC2-5			K		L7		1	0	0	0	0	0	1					
										1	0	0	0	0	0	1					
Inning Stats	R: 0 E: 0 K: 0 S: 4	H: 1 LOB: 1 BB: 0 P: 4	R: 0 E: 0 K: 0 S: 3	H: 0 LOB: 0 BB: 0 P: 3	R: 0 E: 0 K: 0 S: 4	H: 1 LOB: 1 BB: 0 P: 4	R: 0 E: 0 K: 1 S: 5	H: 0 LOB: 0 BB: 0 P: 5	R: 0 E: 0 K: 1 S: 4	H: 0 LOB: 0 BB: 0 P: 5	R: 1 E: 0 K: 1 S: 6	H: 1 LOB: 0 BB: 0 P: 6	R: 0 E: 0 K: 1 S: 4	H: 0 LOB: 1 BB: 1 P: 9	R: 0 E: 0 K: 1 S: 5	H: 0 LOB: 0 BB: 0 P: 5	1B: 0 2B: 1 3B: 1 HR: 1	SF: 0 SAC: 0 DP: 1 HBP: 1	WP: 0 PB: 0 SB: 0 CS: 0	PA: 31	
PITCHER	IP	WLS	BF	H	R	ER	SO	BB	IBB	HBP	BLK	WP	HR	S	P	ERA	WHIP				
61 Bronson Arroyo, R ERA: 4.5	5.0	W	17	2	0	0	2	0	0	0	0	0	0	21	21	0.00	0.400				
25 David Weathers, R ERA: 19.84	1.0	H	4	1	1	1	1	0	0	0	0	0	1	6	6	9.00	1.000				
52 Homer Bailey, R ERA: 19.84	1.0	H	3	0	0	0	1	0	0	1	0	0	0	4	5	0.00	0.000				
37 Brian Shackelford, L ERA: 19.84	1.0	H	4	0	0	0	1	1	0	0	0	0	0	5	9	0.00	1.000				
53 Brad Salmon, R ERA: 19.84	1.0	S	3	0	0	0	1	0	0	0	0	0	0	5	5	0.00	0.000				

Batter	1	2	3	4	5	6	7	8	9	AB	R	H	RBI	BB	SO	LOB	BOTTOM				
2 Alex Gonzalez, R OBP: 0.346, SLG: 0.462 9 Juan Castro, R OBP: 0.273, SLG: 0.571 53 Brad Salmon, L (9, 1)	G4-3		F9					G6-3		2	1	1	0	0	0	0	Tampa Bay Devil Rays @ Cincinnati Reds Ed Smith Stadium, Sarasota, FL Wed Mar 14 2007, 7:05 PM EDT Att: 4,821 - Cloudy - 74 F				
Scott Hatteberg, L OBP: 0.357, SLG: 0.542 25 David Weathers, R (6, 1)	G4-3		F7					K		3	0	0	0	0	1	2					
34 Jerry Gil, R OBP: 0.214, SLG: 0.464	2-3				K			K		1	0	0	0	0	1	0					
4 Brandon Phillips, R OBP: 0.312, SLG: 0.688 46 Mark Bellhorn, S OBP: 0.379, SLG: 0.348	G6-3			G4-3				G4-3		2	1	1	1	0	0	0					
Adam Dunn, L OBP: 0.444, SLG: 0.680 30 Norris Hopper, R OBP: 0.259, SLG: 0.398	G3			G4-3				G4-3		1	0	0	0	0	0	1					
12 Edwin Encarnación, R OBP: 0.333, SLG: 0.419 23 Chad Moeller, R OBP: 0.460, SLG: 0.385	G6-3			G4-3				FC4-6		3	0	1	1	0	0	1					
33 Josh Hamilton, L OBP: 0.595, SLG: 0.774 52 Homer Bailey, R 37 Brian Shackelford, L 71 Paul Janish, R OBP: 0.278, SLG: 0.353		G6-3		G4-3				G4-3		3	0	1	0	0	0	2					
16 Bubba Crosby, L OBP: 0.387, SLG: 0.519		F8		G2-3				G3-1		3	0	0	0	0	0	2					
26 David Ross, R OBP: 0.222, SLG: 0.200 27 Chris Denorfia, R OBP: 0.276, SLG: 0.219		G5-3			P5			G4-3		2	0	0	0	0	0	1					
61 Bronson Arroyo, R Jeff Conine, R OBP: 0.412, SLG: 0.500 60 Joey Votto, L OBP: 0.520, SLG: 0.556				K				F7		1	0	0	0	0	0	0					
										1	0	0	0	0	0	0					
Inning Stats	R: 1 E: 0 K: 0 S: 4	H: 1 LOB: 0 BB: 0 P: 4	R: 0 E: 0 K: 0 S: 4	H: 1 LOB: 1 BB: 0 P: 4	R: 0 E: 0 K: 1 S: 5	H: 0 LOB: 0 BB: 0 P: 5	R: 1 E: 0 K: 0 S: 7	H: 2 LOB: 1 BB: 0 P: 7	R: 0 E: 0 K: 0 S: 3	H: 0 LOB: 1 BB: 1 P: 7	R: 0 E: 0 K: 0 S: 3	H: 0 LOB: 0 BB: 0 P: 3	R: 0 E: 0 K: 1 S: 5	H: 0 LOB: 0 BB: 0 P: 5	R: 0 E: 0 K: 1 S: 5	H: 0 LOB: 0 BB: 0 P: 5	1B: 3 2B: 2 3B: 0 HR: 0	SF: 0 SAC: 0 DP: 0 HBP: 0	WP: 1 PB: 0 SB: 1 CS: 0	PA: 30	
PITCHER	IP	WLS	BF	H	R	ER	SO	BB	IBB	HBP	BLK	WP	HR	S	P	ERA	WHIP				
36 Edwin Jackson, R ERA: 1.29	3.0	L	11	2	1	1	1	0	0	0	0	0	0	13	13	3.00	0.667				
39 J.P. Howell, L ERA: 1.29	4.1		13	3	1	1	1	1	0	0	0	1	0	16	20	3.00	1.333				
22 Shawn Camp, R ERA: 1.8	1.0		3	0	0	0	0	0	0	0	0	0	0	3	3	0.00	0.000				
45 Ruddy Lugo, R ERA: 7.2	1.0		3	0	0	0	1	0	0	0	0	0	0	5	5	0.00	0.000				



Batter	1	2	3	4	5	6	7	8	9	AB	R	H	RBI	BB	SO	LOB	TOP										
30 Norris Hopper, R OBP: 0.233, SLG: 0.276 Paul Wilson, R OBP: 0.500, SLG: 0.500 48 Mike Gosling, L (8, 1)	G6-3		FC6-4			G4-3		1B		3	0	0	0	0	0	1	Cincinnati Reds @ Pittsburgh Pirates McKechnie Field, Bradenton, FL Thu Mar 15 2007, 1:05 PM EDT Att: 4,284 - Partly Cloudy - 79 F										
2 Alex Gonzalez, R OBP: 0.345, SLG: 0.448 Tyrell Godwin, L (7, 7)	K			G1-3			K	SF7		3	0	1	0	0	2	0											
4 Brandon Phillips, R OBP: 0.314, SLG: 0.686 68 Anderson Machado, S (7, PR) OBP: 0.375, SLG: 0.462 (7, 4)	G6-3			F8				K		3	0	1	0	0	0	1											
Jeff Conine, R OBP: 0.350, SLG: 0.421 60 Joey Votto, L OBP: 0.500, SLG: 0.526 (7, 3)	G6-3			G1-3			G5-3			3	0	0	0	0	2	0											
27 Chris Denorfia, R OBP: 0.282, SLG: 0.206 71 Paul Janish, R OBP: 0.263, SLG: 0.333 (7, 6)	K			CS	G6-3			L4		2	0	0	0	1	1	0											
34 Jerry Gil, R OBP: 0.186, SLG: 0.406 (1, 5)	G6-3				G6-3			K		4	0	0	0	0	2	2											
15 Dewayne Wise, L OBP: 0.211, SLG: 0.167 (1, 9) (6, 8)			G4-3		G3			G4-3		3	0	0	0	0	0	0											
23 Chad Moeller, R OBP: 0.444, SLG: 0.400 (1, 2)			K					1B		2	1	1	0	1	1	0											
35 Kirk Saarloos, R OBP: 1.000, SLG: 1.000 29 Mike Stanton, L (5, 1)								1B		1	0	1	0	0	0	0											
83 Jay Bruce, L OBP: 0.500, SLG: 0.500 (6, PH) (6, 9)								1B		2	0	1	0	0	0	1											
Inning Stats	R: 0 E: 0 K: 1 S: 5	H: 0 LOB: 0 BB: 0 P: 5	R: 0 E: 0 K: 1 S: 5	H: 0 LOB: 0 BB: 0 P: 5	R: 0 E: 0 K: 1 S: 6	H: 1 LOB: 1 BB: 0 P: 6	R: 0 E: 0 K: 0 S: 3	H: 1 LOB: 0 BB: 0 P: 3	R: 0 E: 0 K: 0 S: 2	H: 0 LOB: 0 BB: 1 P: 6	R: 0 E: 0 K: 2 S: 8	H: 1 LOB: 2 BB: 1 P: 12	R: 1 E: 0 K: 1 S: 8	H: 3 LOB: 2 BB: 0 P: 8	R: 0 E: 0 K: 2 S: 7	H: 0 LOB: 0 BB: 0 P: 7	1B: 5 2B: 1 3B: 0 HR: 0	SF: 1 SAC: 0 DP: 1 HBP: 0	WP: 0 PB: 0 SB: 0 CS: 1	PA: 34							
PITCHER	IP	WLS	BF	H	R	ER	SO	BB	IBB	HBP	BLK	WP	HR	S	P	ERA	WHIP										
28 Paul Maholm, L ERA: 3.52	4.2	W	15	2	0	0	3	0	0	0	0	0	0	21	21	0.00	0.429										
59 Dan Kolb, R ERA:	1.1		4	0	0	0	0	1	0	0	0	0	0	3	7	0.00	0.750										
37 John Wasdin, R ERA: 1.5	1.0		5	1	0	0	2	1	0	0	0	0	0	8	12	0.00	2.000										
69 Jesse Chavez, R ERA: 2.25	1.0		6	3	1	1	1	0	0	0	0	0	0	8	8	9.00	3.000										
55 Matt Capps, R ERA: 8.31	1.0		3	0	0	0	2	0	0	0	0	0	0	7	7	0.00	0.000										

Batter	1	2	3	4	5	6	7	8	9	AB	R	H	RBI	BB	SO	LOB	BOTTOM										
6 Chris Duffy, L OBP: 0.222, SLG: 0.259 Alex Fernandez, L (6, 8)	2B		1B					G4-3		4	2	2	0	0	0	2	Cincinnati Reds @ Pittsburgh Pirates McKechnie Field, Bradenton, FL Thu Mar 15 2007, 1:05 PM EDT Att: 4,284 - Partly Cloudy - 79 F										
2 Jack Wilson, R OBP: 0.330, SLG: 0.273 Dan Schwartzbauer, R (6, PR) (7, 4) (9, 1)	G1-3		F7				K			4	0	1	0	0	0	2											
13 Nate McLouth, L OBP: 0.320, SLG: 0.273 Brad Corley, R OBP: 0.333, SLG: 0.333 (7, PH) (8, 9)	FC3		2B				K			4	1	2	1	0	0	1											
25 Adam LaRoche, L OBP: 0.462, SLG: 0.333 5 Yurendell Decaster, R OBP: 0.538, SLG: 0.545 (5, PR) (6, 3)	1B		2B				1B			3	0	2	1	0	0	1											
José Bautista, R OBP: 0.355, SLG: 0.393 Chris Truby, R OBP: 1.000, SLG: 1.000 (1, 5) (7, 5)	K		K				1B			4	1	2	3	0	2	3											
68 Michael Ryan, L OBP: 0.419, SLG: 0.645 (1, 7)	G4-3						1B			5	3	3	1	0	1	3											
29 Don Kelly, L OBP: 0.412, SLG: 0.367 (1, 4) (7, 6) (8, PH) (9, 4)	K									3	1	2	2	1	1	0											
11 Humberto Cota, R OBP: 0.333, SLG: 0.667 37 John Wasdin, R (7, 1)	G4-3									4	1	1	3	0	1	4											
69 Jesse Chavez, R (8, 1)										0	0	0	0	0	0	0											
97 Angel Gonzalez, L (8, PH) (9, 6)										1	0	0	0	0	1	3											
28 Paul Maholm, L (1, 1) 59 Dan Kolb, R (5, 1) 72 Einar Díaz, R OBP: 0.643, SLG: 0.667 (7, 2)	K							1B		2	0	0	0	0	1	0											
Inning Stats	R: 1 E: 0 K: 1 S: 8	H: 2 LOB: 2 BB: 0 P: 9	R: 0 E: 0 K: 2 S: 7	H: 0 LOB: 0 BB: 0 P: 7	R: 1 E: 0 K: 1 S: 7	H: 2 LOB: 1 BB: 0 P: 7	R: 3 E: 0 K: 0 S: 6	H: 3 LOB: 0 BB: 0 P: 6	R: 4 E: 0 K: 1 S: 10	H: 5 LOB: 2 BB: 0 P: 10	R: 2 E: 0 K: 1 S: 8	H: 3 LOB: 2 BB: 1 P: 12	R: 0 E: 0 K: 2 S: 8	H: 1 LOB: 1 BB: 0 P: 8	R: 2 E: 0 K: 1 S: 9	H: 4 LOB: 2 BB: 0 P: 9	1B: 14 2B: 5 3B: 0 HR: 1	SF: 0 SAC: 0 DP: 0 HBP: 0	WP: 1 PB: 0 SB: 0 CS: 0	PA: 46							
PITCHER	IP	WLS	BF	H	R	ER	SO	BB	IBB	HBP	BLK	WP	HR	S	P	ERA	WHIP										
35 Kirk Saarloos, R ERA: 6.35	4.0	L	20	7	5	5	4	0	0	0	0	0	0	10	10	36.00	5.000										
29 Mike Stanton, L ERA: 7.2	1.0		8	5	4	4	1	0	0	0	0	0	0	24	28	13.50	3.375										
Paul Wilson, R ERA: 8.71	2.2		17	8	4	4	4	1	0	0	0	0	0	1	1	0.00	0.000										
48 Mike Gosling, L ERA: 6.75	0.1		1	0	0	0	0	0	0	0	0	0	0	1	1	0.00	0.000										



Batter	1	2	3	4	5	6	7	8	9	AB	R	H	RBI	BB	SO	LOB	TOP					
76 Andrew McCutchen, R OBP: 0.424, SLG: 0.533 (1, 8)										5	0	2	0	0	0	1	Pittsburgh Pirates @ Cincinnati Reds Ed Smith Stadium, Sarasota, FL Thu Mar 15 2007, 7:05 PM EDT Att: 3,274 - Partly Cloudy - 75 F					
77 Brian Bixler, R OBP: 0.471, SLG: 0.633 (1, 6)										5	1	2	0	0	2	2						
Jason Bay, R OBP: 0.368, SLG: 0.444 (1, 7)										4	1	1	0	0	2	4						
62 Chris Aguila, R OBP: 0.192, SLG: 0.167 (7, PR)										1	0	0	0	0	0	0						
26 Ronny Paulino, R OBP: 0.455, SLG: 0.864 (1, 2)										3	0	3	2	0	0	0						
41 Ryan Doumit, S OBP: 0.579, SLG: 0.571 (6, 2)										1	0	1	0	0	0	0						
Xavier Nady, R OBP: 0.222, SLG: 0.222 (1, 9)										3	0	1	0	0	1	2						
51 Luis Matos, R OBP: 0.345, SLG: 0.556 (5, 9)										2	0	0	0	0	0	3						
35 Brad Eldred, R OBP: 0.456, SLG: 0.806 (1, 3)										2	0	0	0	1	1	3						
53 Mike Edwards, R OBP: 0.368, SLG: 0.250 (5, 3)										1	0	0	0	1	1	1						
Jose Castillo, R OBP: 0.348, SLG: 0.348 (1, 5)										3	0	0	0	0	1	5						
18 Sean Burnett, L Damaso Marte, L (9, 1)										1	0	0	0	0	1	3						
José Hernández, R OBP: 0.333, SLG: 0.500 (1, 4)										3	0	1	0	0	0	0						
Luis Ordez, R (6, 4)										1	0	0	0	0	1	3						
Shawn Chacon, R (1, 1)										1	0	0	0	0	0	0						
59 Brian Rogers, R (4, 1)										0	0	0	0	0	0	0						
75 Neil Walker, S OBP: 0.500, SLG: 0.842 (5, 5)										2	0	0	0	0	0	0						
Inning Stats	R: 2 E: 0 K: 1 S: 8	H: 3 LOB: 2 BB: 1 P: 12	R: 0 E: 0 K: 1 S: 6	H: 1 LOB: 1 BB: 0 P: 6	R: 0 E: 0 K: 2 S: 9	H: 2 LOB: 2 BB: 0 P: 9	R: 0 E: 0 K: 1 S: 7	H: 2 LOB: 2 BB: 0 P: 7	R: 0 E: 1 K: 0 S: 4	H: 0 LOB: 1 BB: 0 P: 4	R: 0 E: 1 K: 2 S: 9	H: 2 LOB: 1 BB: 1 P: 13	R: 0 E: 0 K: 1 S: 5	H: 0 LOB: 0 BB: 0 P: 5	R: 0 E: 0 K: 1 S: 5	H: 0 LOB: 1 BB: 0 P: 7	1B: 10 2B: 0 3B: 1 HR: 0	SF: 0 SAC: 1 DP: 0 HBP: 1	WP: 0 PB: 0 SB: 0 CS: 0	PA: 42		
PITCHER	IP	WLS	BF	H	R	ER	SO	BB	IBB	HBP	BLK	WP	HR	S	P	ERA	WHIP					
75 Bobby Livingston, L ERA: 1.88 (1, 1)	3.2		20	8	2	2	4	1	0	0	0	0	0	27	31	4.91	2.455					
51 Jared Burton, R ERA: 2.08 (4, 1)	1.1		5	1	0	0	2	0	0	0	0	0	0	9	9	0.00	0.750					
Rheal Cormier, L ERA: 1.8 (6, 1)	1.0		4	0	0	0	0	0	0	0	0	0	0	4	4	0.00	0.000					
56 Todd Coffey, R ERA: (7, 1)	1.0		6	2	0	0	2	1	0	0	0	0	0	9	13	0.00	3.000					
40 Jon Coutangus, L ERA: (8, 1)	1.0		3	0	0	0	1	0	0	0	0	0	0	5	5	0.00	0.000					
PITCHER	IP	WLS	BF	H	R	ER	SO	BB	IBB	HBP	BLK	WP	HR	S	P	ERA	WHIP					
Kerry Ligtenberg, R ERA: 1.69 (9, 1)	1.0	W	4	0	0	0	1	0	0	1	0	0	0	5	7	0.00	0.000					
Batter	1	2	3	4	5	6	7	8	9	AB	R	H	RBI	BB	SO	LOB	BOTTOM					
16 Bubba Crosby, L OBP: 0.375, SLG: 0.500 (1, 8)										1	0	0	0	0	0	0	Pittsburgh Pirates @ Cincinnati Reds Ed Smith Stadium, Sarasota, FL Thu Mar 15 2007, 7:05 PM EDT Att: 3,274 - Partly Cloudy - 75 F					
27 Chris Denorfia, R OBP: 0.300, SLG: 0.250 (3, 8)										4	1	2	1	0	0	0						
Scott Hatteberg, L OBP: 0.355, SLG: 0.500 (1, 3)										2	0	0	0	1	0	2						
60 Joey Votto, L OBP: 0.519, SLG: 0.526 (5, PR)										1	0	0	0	1	1	0						
12 Edwin Encarnación, R OBP: 0.333, SLG: 0.394 (1, 5)										2	0	0	0	1	0	2						
67 Ryan Jorgensen, R OBP: 0.500, SLG: 0.200 (6, 2)										2	0	1	1	0	1	0						
Adam Dunn, L OBP: 0.483, SLG: 0.704 (1, 7)										2	0	2	0	0	0	0						
30 Norris Hopper, R OBP: 0.310, SLG: 0.333 (4, PR)										1	1	1	0	1	0	0						
Javier Valentín, S OBP: 0.256, SLG: 0.167 (1, 2)										3	0	0	0	0	0	4						
56 Todd Coffey, R ERA: (7, 1)										0	0	0	0	0	0	0						
40 Jon Coutangus, L ERA: (8, 1)										0	0	0	0	0	0	0						
26 David Ross, R OBP: 0.350, SLG: 0.326 (8, PR)										1	0	0	0	0	0	1						
80 Enrique Cruz, R (9, 5)										0	0	0	0	0	0	0						
46 Mark Bellhorn, S OBP: 0.384, SLG: 0.370 (1, 4)										4	0	2	1	0	0	1						
Kerry Ligtenberg, R (9, 1)										0	0	0	0	0	0	0						
83 Jay Bruce, L (1, 9)										3	0	0	0	0	1	3						
34 Jerry Gil, R OBP: 0.207, SLG: 0.448 (8, PH)										1	0	0	0	0	0	1						
9 Juan Castro, R OBP: 0.240, SLG: 0.500 (1, 6)										3	0	0	0	0	1	3						
68 Anderson Machado, S OBP: 0.438, SLG: 0.500 (7, 4)										0	1	0	0	1	0	0						
75 Bobby Livingston, L (1, 1)										1	0	0	0	0	0	0						
51 Jared Burton, R (4, 1)										1	0	0	0	0	1	2						
71 Paul Janish, R OBP: 0.250, SLG: 0.316 (6, 4)										2	0	0	0	0	2	2						
(7, 6)																						
Inning Stats	R: 0 E: 0 K: 0 S: 4	H: 1 LOB: 2 BB: 1 P: 8	R: 0 E: 0 K: 0 S: 3	H: 0 LOB: 0 BB: 0 P: 3	R: 0 E: 1 K: 0 S: 4	H: 1 LOB: 1 BB: 0 P: 4	R: 1 E: 0 K: 2 S: 10	H: 3 LOB: 2 BB: 0 P: 10	R: 0 E: 0 K: 0 S: 3	H: 0 LOB: 2 BB: 2 P: 11	R: 0 E: 0 K: 2 S: 8	H: 1 LOB: 1 BB: 0 P: 8	R: 0 E: 0 K: 2 S: 7	H: 0 LOB: 0 BB: 0 P: 7	R: 0 E: 0 K: 0 S: 4	H: 1 LOB: 1 BB: 0 P: 4	R: 2 E: 0 K: 1 S: 6	H: 2 LOB: 2 BB: 2 P: 15	1B: 9 2B: 1 3B: 0 HR: 0	SF: 0 SAC: 0 DP: 1 HBP: 0	WP: 1 PB: 0 SB: 1 CS: 0	PA: 39
PITCHER	IP	WLS	BF	H	R	ER	SO	BB	IBB	HBP	BLK	WP	HR	S	P	ERA	WHIP					
Shawn Chacon, R ERA: 3.12 (1, 1)	3.2		17	5	1	1	1	1	0	0	0	0	0	18	22	2.46	1.636					
59 Brian Rogers, R ERA: 5.4 (4, 1)	0.1	H	1	0	0	0	1	0	0	0	0	0	0	3	3	0.00	0.000					
18 Sean Burnett, L ERA: (5, 1)	4.0	H	16	2	0	0	4	2	0	0	0	0	0	22	30	0.00	1.000					
Damaso Marte, L ERA: 6.0 (9, 1)	0.1	L	5	2	2	2	1	2	0	0	0	1	0	6	15	54.00	12.000					

Batter	1	2	3	4	5	6	7	8	9	AB	R	H	RBI	BB	SO	LOB	TOP																		
																														Toronto Blue Jays @ Cincinnati Reds Ed Smith Stadium, Sarasota, FL Fri Mar 16 2007, 1:05 PM EDT livebaseballscorecards.com					
Inning Stats																																			
PITCHER	IP	WLS	BF	H	R	ER	SO	BB	IBB	HBP	BLK	WP	HR	S	P	ERA	WHIP	PITCHER	IP	WLS	BF	H	R	ER	SO	BB	IBB	HBP	BLK	WP	HR	S	P	ERA	WHIP

Toronto Blue Jays @ Cincinnati Reds
Ed Smith Stadium, Sarasota, FL
Fri Mar 16 2007, 1:05 PM EDT

AB 0
R 0
H 0
RBI 0
BB 0
SO 0
LOB 0



1B: 0 SF: 0 WP: 0 PA: 0
2B: 0 SAC: 0 PB: 0
3B: 0 DP: 0 SB: 0
HR: 0 HBP: 0 CS: 0

Batter	1	2	3	4	5	6	7	8	9	AB	R	H	RBI	BB	SO	LOB	BOTTOM																		
Inning Stats																																			
PITCHER	IP	WLS	BF	H	R	ER	SO	BB	IBB	HBP	BLK	WP	HR	S	P	ERA	WHIP	PITCHER	IP	WLS	BF	H	R	ER	SO	BB	IBB	HBP	BLK	WP	HR	S	P	ERA	WHIP

Toronto Blue Jays @ Cincinnati Reds
Ed Smith Stadium, Sarasota, FL
Fri Mar 16 2007, 1:05 PM EDT

AB 0
R 0
H 0
RBI 0
BB 0
SO 0
LOB 0




1B: 0 SF: 0 WP: 0 PA: 0
2B: 0 SAC: 0 PB: 0
3B: 0 DP: 0 SB: 0
HR: 0 HBP: 0 CS: 0

Batter	1	2	3	4	5	6	7	8	9	AB	R	H	RBI	BB	SO	LOB	TOP																					
27 Chris Denorfia, R OBP: 0.354, SLG: 0.341	1-0 HR		0-0 1B	0-3 K		2-0 HBP			4-0 BB	3	2	1	1	1	2																							
33 Josh Hamilton, L OBP: 0.581, SLG: 0.706	4-0 BB		0-3 K		0-0 G4-1	0-3 K			0-0 G4-6-3	3	0	0	0	1	2	3																						
83 Jay Bruce, L OBP: 0.167, SLG: 0.167	4 G1-6-3 BB		1-2 K						1-2 K	1	0	0	0	0	0	1																						
4 Brandon Phillips, R OBP: 0.339, SLG: 0.692	0-0 G1-6-3		0-3 K		0-0 3B				0-0 G1-3	4	0	1	0	0	1	2																						
68 Anderson Machado, S OBP: 0.389, SLG: 0.429	1-2 K		0-0 K		0-0 BB				0-0 F8	1	0	0	0	0	0	0																						
Adam Dunn, L OBP: 0.515, SLG: 0.690	0-3 K		0-0 K		4-0 BB				0-0 BB	2	0	1	1	2	1	0																						
30 Norris Hopper, R OBP: 0.291, SLG: 0.330			2-H 1B						12 G5-4-3 BB	0	0	0	0	0	0	0																						
12 Edwin Encarnación, R OBP: 0.325, SLG: 0.361		2-0 HBP	0-0 G5-3		0-3 K				0-0 G5-4-3	3	0	0	0	0	1	4																						
34 Jerry Gil, R OBP: 0.162, SLG: 0.394									1-2 K	0	0	0	0	0	0	0																						
Scott Hatteberg, L OBP: 0.353, SLG: 0.483	0-0 1B		0-0 K		0-0 G4-3				0-0 F9	3	0	1	0	0	0	2																						
46 Mark Bellhorn, S OBP: 0.382, SLG: 0.357	1-2 15 WP 1B		0-3 K						0-3 K	1	0	0	0	0	1	0																						
Javier Valentín, S OBP: 0.287, SLG: 0.185			0-3 K		0-0 15 WP 1B				0-3 K	3	0	1	0	0	1	2																						
23 Chad Moeller, R OBP: 0.421, SLG: 0.375										1	0	0	0	0	1	0																						
9 Juan Castro, R OBP: 0.250, SLG: 0.481			0-0 F9		0-3 K				0-0 K	3	0	1	0	0	1	3																						
71 Paul Janish, R OBP: 0.273, SLG: 0.333									0-0 27 HBP 1B	1	0	1	0	0	0	0																						
15 Dewayne Wise, L OBP: 0.217, SLG: 0.182	1-0 G4-3		1-2 2-3 1B		0-0 1B				0-0 F7	4	0	1	0	0	0	4																						
Inning Stats	R: 1 E: 0 K: 1 S: 5	H: 1 LOB: 0 BB: 1 P: 10	R: 0 E: 0 K: 1 S: 6	H: 1 LOB: 2 BB: 0 P: 9	R: 1 E: 0 K: 2 S: 9	H: 2 LOB: 1 BB: 0 P: 9	R: 0 E: 0 K: 2 S: 9	H: 2 LOB: 2 BB: 0 P: 9	R: 0 E: 0 K: 1 S: 6	H: 1 LOB: 2 BB: 1 P: 10	R: 0 E: 0 K: 0 S: 2	H: 0 LOB: 1 BB: 1 P: 6	R: 0 E: 0 K: 1 S: 6	H: 1 LOB: 1 BB: 0 P: 6	R: 0 E: 0 K: 0 S: 2	H: 0 LOB: 0 BB: 1 P: 6	1B: 7 2B: 0 3B: 1 HR: 1	SF: 0 SAC: 0 DP: 3 HBP: 2	WP: 1 PB: 0 SB: 1 CS: 0	PA: 39																		
PITCHER	IP	WLS	BF	H	R	ER	SO	BB	IBB	HBP	BLK	WP	HR	S	P	ERA	WHIP	PITCHER			IP	WLS	BF	H	R	ER	SO	BB	IBB	HBP	BLK	WP	HR	S	P	ERA	WHIP	
58 Jonathan Papelbon, R ERA: 2.08	3.2	L	17	5	2	2	5	1	0	1	0	1	1	25	33	4.91	1.636	40 Runelvys Hernandez, R ERA: 15.19			1.0		3	0	0	0	0	1	0	0	0	0	0	2	6	0.00	1.000	
36 Joel Poineto, R ERA: 4.15	1.1		7	2	0	0	2	1	0	0	0	0	0	10	14	0.00	2.250																					
37 Hideki Okajima, L ERA: 2.25	1.0		5	1	0	0	1	0	0	1	0	0	0	6	8	0.00	1.000																					
17 Manny Delcarmen, R ERA: 6.75	1.0		3	0	0	0	0	1	0	0	0	0	0	2	6	0.00	1.000																					
68 Devern Hansack, R ERA: 3.18	1.0		4	1	0	0	1	0	0	0	0	0	0	6	6	0.00	1.000																					

Cincinnati Reds @ Boston Red Sox
City of Palms Park, Ft. Myers, FL
Sat Mar 17 2007, 1:05 PM EDT
Att: 7,845 - Sunny - 68 F

livebaseballscores.com

AB 33
R 2
H 9
RBI 2
BB 4
SO 9
LOB 23




Batter	1	2	3	4	5	6	7	8	9	AB	R	H	RBI	BB	SO	LOB	BOTTOM																					
23 Julio Lugo, R OBP: 0.300, SLG: 0.297	0-0 F9		0-0 1B		0-0 FC5-4		0-0 FC5			4	0	1	0	0	0	5																						
Jed Lowrie, S					1-2 2-3 1B		1-2 2-3 1B			0	0	0	0	0	0	0																						
20 Kevin Youkilis, R OBP: 0.500, SLG: 0.548	0-0 F8		0-0 F8			0-0 F8			0-0 G4-3	3	0	0	0	0	1	0																						
71 Jeff Bailey, R OBP: 0.300, SLG: 0.250										1	0	0	0	0	0	0																						
34 David Ortiz, L OBP: 0.216, SLG: 0.294	0-0 P6				0-0 F9		0-0 F9		0-3 K	4	0	0	0	0	1	0																						
Manny Ramirez, R OBP: 0.447, SLG: 0.269					0-0 P4				0-0 F9	4	0	1	0	0	1	0																						
3 Alex Ochoa, R OBP: 0.208, SLG: 0.227			0-3 K						0-0 76 1B 2B	0	1	0	0	0	0	0																						
25 Mike Lowell, R OBP: 0.257, SLG: 0.394			0-0 F8		0-0 G6-3				0-0 G5-3	3	0	0	0	0	0	0																						
76 Bobby Scales, S OBP: 0.333, SLG: 0.375									2-H 1B	1	0	1	1	0	0	0																						
Wily Mo Peña, R OBP: 0.345, SLG: 0.308			0-0 2B						0-0 L4	4	0	2	0	0	1	2																						
Brandon Moss, L OBP: 0.438, SLG: 0.500					0-0 K				0-0 BB 11 1B	2	0	1	0	0	1	1																						
60 David Murphy, L OBP: 0.310, SLG: 0.259			0-0 F8						0-0 F7	2	0	1	0	0	0	1																						
15 Dustin Pedroia, R OBP: 0.316, SLG: 0.250					0-0 15 HBP 1B				0-0 P4	2	0	0	0	0	1	1																						
11 Joe Mauer, R OBP: 0.387, SLG: 0.308			0-0 G5-3						0-0 G1-3	1	0	0	0	0	0	0																						
78 Kevin Cash, R OBP: 0.364, SLG: 0.333					0-3 K				0-3 K	2	0	0	0	0	1	2																						
George Kottaras, L									0-0 23 FC5 BB	1	0	0	0	1	1	0																						
Inning Stats	R: 0 E: 0 K: 0 S: 3	H: 0 LOB: 0 BB: 0 P: 3	R: 0 E: 0 K: 1 S: 6	H: 1 LOB: 1 BB: 0 P: 6	R: 0 E: 0 K: 1 S: 6	H: 1 LOB: 1 BB: 0 P: 6	R: 0 E: 0 K: 0 S: 3	H: 0 LOB: 0 BB: 0 P: 3	R: 0 E: 0 K: 0 S: 3	H: 1 LOB: 2 BB: 1 P: 9	R: 1 E: 0 K: 1 S: 7	H: 2 LOB: 2 BB: 0 P: 7	R: 0 E: 0 K: 1 S: 5	H: 0 LOB: 0 BB: 0 P: 5	1B: 5 2B: 2 3B: 0 HR: 0	SF: 0 SAC: 0 DP: 0 HBP: 1	WP: 0 PB: 0 SB: 0 CS: 0	PA: 36																				
PITCHER	IP	WLS	BF	H	R	ER	SO	BB	IBB	HBP	BLK	WP	HR	S	P	ERA	WHIP	PITCHER			IP	WLS	BF	H	R	ER	SO	BB	IBB	HBP	BLK	WP	HR	S	P	ERA	WHIP	
Kyle Lohse, R ERA: 1.59	5.0	W	19	3	0	0	3	0	0	0	0	0	0	24	26	0.00	0.600	50 Dustin Hermanson, R ERA: 1.59			1.0	H	3	0	0	0	0	0	0	0	0	0	0	0	0	0.00	0.000	
40 Jon Coulter, L ERA: 3.38	1.0	H	6	2	0	0	0	1	0	0	0	0	0	5	9	0.00	3.000	40 Jon Coulter, L ERA: 3.38			1.0	H	6	2	0	0	0	1	0	0	0	0	0	0	0	0	0.00	3.000
51 Jared Burton, R ERA: 3.38	1.0	H	5	2	1	1	1	0	0	0	0	0	0	7	9	9.00	2.000	51 Jared Burton, R ERA: 3.38			1.0	S	3	0	0	0	1	0	0	0	0	0	0	0	0	0.00	0.000	
57 Victor Santos, R ERA: 3.38	1.0	S	3	0	0	0	1	0	0	0	0	0	0	5	5	0.00	0.000	57 Victor Santos, R ERA: 3.38																				

Cincinnati Reds @ Boston Red Sox
City of Palms Park, Ft. Myers, FL
Sat Mar 17 2007, 1:05 PM EDT
Att: 7,845 - Sunny - 68 F

livebaseballscores.com

AB 34
R 1
H 7
RBI 1
BB 1
SO 5
LOB 12



Batter	1	2	3	4	5	6	7	8	9	AB	R	H	RBI	BB	SO	LOB	TOP		
27 Chris Denorfia, R OBP: 0.358, SLG: 0.356	G6-3		BB					F9		3	0	1	1	1	0	0	Cincinnati Reds @ Detroit Tigers Joker Marchant Stadium, Lakeland, FL Mon Mar 19 2007, 1:05 PM EDT Att: 7,767 - Partly Cloudy - 75 F		
2 Alex Gonzalez, R OBP: 0.333, SLG: 0.400 80 Jeff Bannon, R	G5-3		F8					K		4	0	0	0	0	1	2			
4 Brandon Phillips, R OBP: 0.311, SLG: 0.644 68 Anderson Machado, S	G5-3			F7				F7		3	0	1	0	0	0	0			
Adam Dunn, L OBP: 0.513, SLG: 0.735 33 Josh Hamilton, L OBP: 0.543, SLG: 0.692		HBP		HR				F7		2	1	1	1	0	0	1			
12 Edwin Encarnación, R OBP: 0.304, SLG: 0.333 71 Paul Janish, F	F7			F8				F8		3	0	0	0	0	0	2			
46 Mark Bellhorn, S OBP: 0.385, SLG: 0.344		BB		P3						3	0	1	0	1	1	0			
26 David Ross, R OBP: 0.286, SLG: 0.303	G5-3									4	1	1	0	0	1	4			
30 Norris Hopper, R OBP: 0.278, SLG: 0.294 83 Cody Strait, R			G6-3		B1-3			G4-3		2	0	0	0	0	0	1			
15 Dewayne Wise, L OBP: 0.185, SLG: 0.154			B1					K		3	0	0	0	0	2	1			
Inning Stats	R: 0 E: 0 K: 0 S: 3	H: 0 LOB: 0 BB: 0 P: 3	R: 0 E: 0 K: 0 S: 2	H: 0 LOB: 1 BB: 1 P: 7	R: 0 E: 0 K: 0 S: 3	H: 0 LOB: 1 BB: 1 P: 7	R: 1 E: 0 K: 0 S: 4	H: 1 LOB: 0 BB: 0 P: 4	R: 1 E: 0 K: 1 S: 7	H: 2 LOB: 1 BB: 0 P: 7	R: 0 E: 0 K: 2 S: 7	H: 0 LOB: 0 BB: 0 P: 7	R: 0 E: 0 K: 2 S: 7	H: 0 LOB: 0 BB: 0 P: 7	R: 0 E: 0 K: 0 S: 5	H: 2 LOB: 2 BB: 0 P: 5		1B: 4 2B: 1 3B: 0 HR: 1	SF: 0 SAC: 0 DP: 2 HBP: 1
PITCHER	IP WLS BF H R ER SO BB IBB HBP BLK WP HR S P ERA WHIP																		
37 Kenny Rogers, L ERA: 2.81	5.0 W 20 3 2 2 1 2 0 0 0 0 0 1 19 28 3.60 1.000																		
54 Joel Zumaya, R ERA:	2.0 H 6 1 0 0 2 0 0 0 0 0 0 0 10 10 0.00 0.500																		
44 Bobby Seay, L ERA: 1.04	1.0 H 3 0 0 0 2 0 0 0 0 0 0 0 7 7 0.00 0.000																		
59 Todd Jones, R ERA:	1.0 5 2 0 0 0 0 0 0 0 0 0 0 5 5 0.00 2.000																		

Batter	1	2	3	4	5	6	7	8	9	AB	R	H	RBI	BB	SO	LOB	BOTTOM		
28 Curtis Granderson, L OBP: 0.313, SLG: 0.455	F9	FC4-6		F8				F9		4	0	0	0	1	0	3	Cincinnati Reds @ Detroit Tigers Joker Marchant Stadium, Lakeland, FL Mon Mar 19 2007, 1:05 PM EDT Att: 7,767 - Partly Cloudy - 75 F		
14 Placido Polanco, R OBP: 0.575, SLG: 0.676 20 Omar Infante, R OBP: 0.220, SLG: 0.316	L9	L8		G5-3				L9		4	0	0	0	0	0	3			
Ivan Rodriguez, R OBP: 0.432, SLG: 0.683 13 Vance Wilson, R OBP: 0.419, SLG: 0.571			BB		G1-3			P6		3	1	2	0	0	0	0			
3 Gary Sheffield, R OBP: 0.422, SLG: 0.438 74 Timo Perez, L OBP: 0.412, SLG: 0.600			BB	BB				G6-3		2	2	1	1	2	0	1			
30 Magglio Ordonez, R OBP: 0.372, SLG: 0.417				F4				L5		0	0	0	0	0	0	0			
Sean Casey, L OBP: 0.289, SLG: 0.389 33 Marcus Thames, R OBP: 0.364, SLG: 0.625		BB		E9				E5		2	1	2	1	0	0	0			
Craig Monroe, R OBP: 0.313, SLG: 0.490				P6				FC5-4		2	0	0	0	0	1	1			
8 Neifi Perez, S OBP: 0.486, SLG: 0.464				P6				FC5-4		3	0	0	1	0	0	3			
39 Ramon Santiago, S OBP: 0.387, SLG: 0.519				P4				F7		4	1	2	0	0	0	1			
Inning Stats	R: 0 E: 0 K: 1 S: 6	H: 1 LOB: 2 BB: 1 P: 10	R: 1 E: 0 K: 0 S: 6	H: 3 LOB: 2 BB: 0 P: 6	R: 2 E: 1 K: 0 S: 5	H: 2 LOB: 1 BB: 1 P: 9	R: 0 E: 0 K: 0 S: 3	H: 0 LOB: 0 BB: 0 P: 3	R: 1 E: 1 K: 0 S: 5	H: 1 LOB: 1 BB: 0 P: 5	R: 0 E: 0 K: 1 S: 7	H: 0 LOB: 1 BB: 1 P: 7	R: 1 E: 0 K: 1 S: 7	H: 2 LOB: 1 BB: 0 P: 7	R: 1 E: 0 K: 0 S: 4	H: 1 LOB: 1 BB: 1 P: 8		1B: 4 2B: 5 3B: 0 HR: 1	SF: 2 SAC: 1 DP: 0 HBP: 0
PITCHER	IP WLS BF H R ER SO BB IBB HBP BLK WP HR S P ERA WHIP																		
61 Bronson Arroyo, R ERA: 2.31	4.2 L 23 7 4 3 1 2 0 0 0 0 0 0 23 31 5.79 1.929																		
40 Jon Coutangus, L ERA:	0.1 2 0 0 0 0 0 0 0 0 0 0 0 2 2 0.00 0.000																		
Paul Wilson, R ERA: 8.1	3.0 14 3 2 2 1 2 0 0 0 0 0 0 14 22 6.00 1.667																		

Batter	1	2	3	4	5	6	7	8	9	AB	R	H	RBI	BB	SO	LOB	TOP					
28 Melky Cabrera, S OBP: 0.236, SLG: 0.226 Miguel Cairo, R OBP: 0.405, SLG: 0.333	G4-3		HR BB	E1 2 1B		K		SH1-4		3	1	1	1	1	1	1	New York Yankees @ Cincinnati Reds Ed Smith Stadium, Sarasota, FL Thu Mar 22 2007, 1:05 PM EDT Att: 7,587 - Cloudy - 78 F					
2 Derek Jeter, R OBP: 0.400, SLG: 0.356 93 Chris Basak, R OBP: 0.419, SLG: 0.667	1B		HR BB	3-H 1B				F7		2	1	2	0	2	0	0						
Bobby Abreu, L OBP: 0.167, SLG: 0.667 27 Kevin Thompson, R OBP: 0.355, SLG: 0.536 90 Angel Chavez, R OBP: 0.143, SLG: 0.100	F7		HR	G4-3		K		F8		3	1	1	3	0	0	3						
13 Alex Rodriguez, R OBP: 0.404, SLG: 0.463 Shawn Garrett, S	F7		K					G4-3		4	1	1	1	0	1	1						
25 Jason Giambi, L OBP: 0.267, SLG: 0.425 Josh Phelps, R OBP: 0.483, SLG: 0.720		F8	K			K		G6-3		3	0	0	0	0	2	0						
20 Jorge Posada, S OBP: 0.394, SLG: 0.552 Todd Pratt, R OBP: 0.200, SLG: 0.143	F8		P5			K2-3		64 WP 1B		4	0	1	0	0	1	0						
24 Robinson Cano, L OBP: 0.365, SLG: 0.597 47 Ron Villone, L OBP: 0.222, SLG: 0.556 38 T.J. Beam, R	64 WP E 1B			SH1-4 45 28 E 2B		F8		F8		4	2	2	0	0	0	1						
64 Kevin Reese, L OBP: 0.278, SLG: 0.412	E6			K		12 F9 2B		FC		4	0	1	0	0	1	2						
45 Carl Pavano, R Mike Myers, L 12 Andy Phillips, R OBP: 0.231, SLG: 0.231 Kyle Farnsworth, R 75 Bronson Sardinha, L OBP: 0.343, SLG: 0.441	K			SH1-4		F9		SH1-4 1B		1	0	0	0	0	1	1						
Inning Stats	R: 0 E: 0 K: 0 S: 5	H: 1 LOB: 1 BB: 0 P: 5	R: 1 E: 1 K: 1 S: 7	H: 1 LOB: 1 BB: 0 P: 8	R: 3 E: 0 K: 2 S: 8	H: 1 LOB: 2 BB: 2 P: 16	R: 1 E: 1 K: 1 S: 8	H: 3 LOB: 2 BB: 0 P: 8	R: 1 E: 0 K: 2 S: 8	H: 1 LOB: 0 BB: 1 P: 8	R: 1 E: 0 K: 0 S: 7	H: 2 LOB: 0 BB: 0 P: 7	R: 0 E: 0 K: 0 S: 4	H: 1 LOB: 1 BB: 0 P: 4	R: 0 E: 0 K: 0 S: 3	H: 0 LOB: 1 BB: 1 P: 7		1B: 6 2B: 2 3B: 0 HR: 3	SF: 0 SAC: 2 DP: 0 HBP: 0	WP: 2 PB: 0 SB: 0 CS: 0	PA: 43	
PITCHER	IP WLS BF H R ER SO BB IBB HBP BLK WP HR S P ERA WHIP	IP WLS BF H R ER SO BB IBB HBP BLK WP HR S P ERA WHIP	IP WLS BF H R ER SO BB IBB HBP BLK WP HR S P ERA WHIP	IP WLS BF H R ER SO BB IBB HBP BLK WP HR S P ERA WHIP	IP WLS BF H R ER SO BB IBB HBP BLK WP HR S P ERA WHIP	IP WLS BF H R ER SO BB IBB HBP BLK WP HR S P ERA WHIP	IP WLS BF H R ER SO BB IBB HBP BLK WP HR S P ERA WHIP	IP WLS BF H R ER SO BB IBB HBP BLK WP HR S P ERA WHIP	IP WLS BF H R ER SO BB IBB HBP BLK WP HR S P ERA WHIP	IP WLS BF H R ER SO BB IBB HBP BLK WP HR S P ERA WHIP	IP WLS BF H R ER SO BB IBB HBP BLK WP HR S P ERA WHIP	IP WLS BF H R ER SO BB IBB HBP BLK WP HR S P ERA WHIP	IP WLS BF H R ER SO BB IBB HBP BLK WP HR S P ERA WHIP	IP WLS BF H R ER SO BB IBB HBP BLK WP HR S P ERA WHIP	IP WLS BF H R ER SO BB IBB HBP BLK WP HR S P ERA WHIP	IP WLS BF H R ER SO BB IBB HBP BLK WP HR S P ERA WHIP	IP WLS BF H R ER SO BB IBB HBP BLK WP HR S P ERA WHIP	IP WLS BF H R ER SO BB IBB HBP BLK WP HR S P ERA WHIP	IP WLS BF H R ER SO BB IBB HBP BLK WP HR S P ERA WHIP	IP WLS BF H R ER SO BB IBB HBP BLK WP HR S P ERA WHIP	IP WLS BF H R ER SO BB IBB HBP BLK WP HR S P ERA WHIP	IP WLS BF H R ER SO BB IBB HBP BLK WP HR S P ERA WHIP

AB	37
R	7
H	11
RBI	6
BB	4
SO	8
LOB	15



Batter	1	2	3	4	5	6	7	8	9	AB	R	H	RBI	BB	SO	LOB	BOTTOM						
6 Ryan Freel, R OBP: 0.500, SLG: 0.560 15 Dewayne Wise, L OBP: 0.214, SLG: 0.222	4 1B 33 1B		G5-3	G6-4-3			33 80 3B G3-4-3 1B	2B		4	0	2	0	0	0	2	New York Yankees @ Cincinnati Reds Ed Smith Stadium, Sarasota, FL Thu Mar 22 2007, 1:05 PM EDT Att: 7,587 - Cloudy - 78 F						
33 Josh Hamilton, L OBP: 0.527, SLG: 0.630 Tyrell Godwin, L OBP: 0.500, SLG: 2.000	4 1B			BB		L8	G3-4-3	K		4	0	1	0	1	1	2							
4 Brandon Phillips, R OBP: 0.347, SLG: 0.646 73 Ryan Hanigan, R	12 G6-4-3 1B		F7			1B 12 G4-3 1B		K		3	2	2	0	1	0	1							
16 Bubba Crosby, L OBP: 0.364, SLG: 0.483 69 Dan Conway, R OBP: 1.000, SLG: 1.000	1-2 2-3 1B					1B 12 G4-3 1B		80 3B BB		0	0	0	0	0	0	0							
Adam Dunn, L OBP: 0.500, SLG: 0.703 25 David Weathers, R 50 Dustin Hermanson, R 80 Enrique Cruz, R OBP: 1.000, SLG: 2.500	F9		P6			12 G4-3 1B		46 G4-3 3B		3	0	1	0	0	0	4							
12 Edwin Encarnación, R OBP: 0.327, SLG: 0.340	G6-4-3					K	G4-3	46 G4-3 BB		4	0	1	2	1	1	4							
Javier Valentin, S OBP: 0.289, SLG: 0.206 46 Mark Bellhorn, S OBP: 0.357, SLG: 0.314		K				71 1B 26 1B BB		G4-3		1	1	0	0	1	1	0							
26 David Ross, R OBP: 0.308, SLG: 0.324 57 Victor Santos, R	71 G5-3 1B					71 1B 1B		K	G1-3	4	1	2	0	0	1	2							
71 Paul Janish, R OBP: 0.300, SLG: 0.345	G5-3					1B 1B 1B		F8		4	0	1	0	0	1	1							
Kyle Lohse, R OBP: 0.500, SLG: 0.500 27 Chris Denorfia, R OBP: 0.339, SLG: 0.333	G1-3					1-3 2-H 3-H 1B		K	15 S 1B	2	0	1	2	0	0	1							
Inning Stats	R: 0 E: 0 K: 0 S: 5	H: 3 LOB: 2 BB: 0 P: 5	R: 0 E: 0 K: 1 S: 6	H: 1 LOB: 1 BB: 0 P: 6	R: 0 E: 0 K: 0 S: 3	H: 0 LOB: 1 BB: 1 P: 7	R: 2 E: 0 K: 1 S: 7	H: 3 LOB: 1 BB: 1 P: 11	R: 1 E: 0 K: 1 S: 7	H: 2 LOB: 1 BB: 0 P: 7	R: 0 E: 0 K: 2 S: 7	H: 0 LOB: 0 BB: 0 P: 7	R: 3 E: 0 K: 0 S: 5	H: 2 LOB: 2 BB: 2 P: 13	R: 1 E: 0 K: 3 S: 11	H: 2 LOB: 1 BB: 0 P: 12	R: 1 E: 0 K: 0 S: 2	H: 2 LOB: 1 BB: 0 P: 2	1B: 12 2B: 2 3B: 1 HR: 0	SF: 0 SAC: 0 DP: 2 HBP: 0	WP: 0 PB: 0 SB: 1 CS: 0	PA: 41	
PITCHER	IP WLS BF H R ER SO BB IBB HBP BLK WP HR S P ERA WHIP	IP WLS BF H R ER SO BB IBB HBP BLK WP HR S P ERA WHIP	IP WLS BF H R ER SO BB IBB HBP BLK WP HR S P ERA WHIP	IP WLS BF H R ER SO BB IBB HBP BLK WP HR S P ERA WHIP	IP WLS BF H R ER SO BB IBB HBP BLK WP HR S P ERA WHIP	IP WLS BF H R ER SO BB IBB HBP BLK WP HR S P ERA WHIP	IP WLS BF H R ER SO BB IBB HBP BLK WP HR S P ERA WHIP	IP WLS BF H R ER SO BB IBB HBP BLK WP HR S P ERA WHIP	IP WLS BF H R ER SO BB IBB HBP BLK WP HR S P ERA WHIP	IP WLS BF H R ER SO BB IBB HBP BLK WP HR S P ERA WHIP	IP WLS BF H R ER SO BB IBB HBP BLK WP HR S P ERA WHIP	IP WLS BF H R ER SO BB IBB HBP BLK WP HR S P ERA WHIP	IP WLS BF H R ER SO BB IBB HBP BLK WP HR S P ERA WHIP	IP WLS BF H R ER SO BB IBB HBP BLK WP HR S P ERA WHIP	IP WLS BF H R ER SO BB IBB HBP BLK WP HR S P ERA WHIP	IP WLS BF H R ER SO BB IBB HBP BLK WP HR S P ERA WHIP	IP WLS BF H R ER SO BB IBB HBP BLK WP HR S P ERA WHIP	IP WLS BF H R ER SO BB IBB HBP BLK WP HR S P ERA WHIP	IP WLS BF H R ER SO BB IBB HBP BLK WP HR S P ERA WHIP	IP WLS BF H R ER SO BB IBB HBP BLK WP HR S P ERA WHIP	IP WLS BF H R ER SO BB IBB HBP BLK WP HR S P ERA WHIP	IP WLS BF H R ER SO BB IBB HBP BLK WP HR S P ERA WHIP	IP WLS BF H R ER SO BB IBB HBP BLK WP HR S P ERA WHIP



Batter	1	2	3	4	5	6	7	8	9	AB	R	H	RBI	BB	SO	LOB						
6 Ryan Freel, R OBP: 0.500, SLG: 0.556 15 Dewayne Wise, L OBP: 0.233, SLG: 0.276										2	1	1	0	0	0	1						
2 Alex Gonzalez, R OBP: 0.233, SLG: 0.350 68 Anderson Machado, S OBP: 0.333, SLG: 0.316										2	0	0	0	0	1	1						
4 Brandon Phillips, R OBP: 0.281, SLG: 0.323 71 Paul Janish, R OBP: 0.281, SLG: 0.323										2	0	1	0	0	0	0						
33 Josh Hamilton, L OBP: 0.508, SLG: 0.600										4	0	1	1	0	0	1						
26 David Ross, R OBP: 0.310, SLG: 0.308 23 Chad Moeller, R OBP: 0.385, SLG: 0.348										2	0	0	0	0	2	1						
9 Juan Castro, R OBP: 0.222, SLG: 0.400										4	0	0	0	0	1	3						
27 Chris Denorfia, R OBP: 0.355, SLG: 0.340 Tyrell Godwin, L OBP: 0.333, SLG: 1.000										2	0	1	0	1	1	1						
46 Mark Bellhorn, S OBP: 0.356, SLG: 0.316 83 Cody Strait, R (9, PH)										3	0	1	0	0	2	1						
80 Enrique Cruz, R OBP: 0.500, SLG: 1.250 86 Drew Anderson, S (7, PH)										2	0	0	0	0	2	3						
Inning Stats	R: 1 E: 0 K: 1 S: 7	H: 2 LOB: 2 BB: 0 P: 8	R: 0 E: 0 K: 2 S: 7	H: 0 LOB: 1 BB: 1 P: 11	R: 0 E: 0 K: 0 S: 3	H: 0 LOB: 0 BB: 0 P: 3	R: 0 E: 0 K: 2 S: 9	H: 2 LOB: 2 BB: 0 P: 9	R: 0 E: 0 K: 0 S: 3	H: 0 LOB: 0 BB: 0 P: 3	R: 0 E: 0 K: 3 S: 10	H: 1 LOB: 1 BB: 0 P: 10	R: 0 E: 0 K: 0 S: 8	H: 1 LOB: 1 BB: 0 P: 8	R: 0 E: 0 K: 1 S: 5	H: 0 LOB: 0 BB: 0 P: 5	R: 0 E: 0 K: 1 S: 5	H: 0 LOB: 0 BB: 0 P: 5	1B: 4 2B: 2 3B: 0 HR: 0	SF: 0 SAC: 0 DP: 0 HBP: 1	WP: 0 PB: 0 SB: 2 CS: 0	PA: 35
PITCHER	IP WLS BF H R ER SO BB IBB HBP BLK WP HR S P ERA WHIP																					
39 J.P. Howell, L ERA: 1.8	5.0 W 21 4 1 1 5 1 0 0 0 0 0 29 34 1.80 1.000																					
27 Scott Dohmann, R ERA: 10.13	1.0 H 4 1 0 0 3 0 0 0 0 0 0 0 10 10 0.00 1.000																					
22 Shawn Camp, R ERA: 0.96	2.0 7 1 0 0 3 0 0 0 0 0 0 0 13 13 0.00 0.500																					
53 Juan Salas, R ERA: 2.57	1.0 3 0 0 0 1 0 0 0 0 0 0 0 5 5 0.00 0.000																					

Cincinnati Reds @ Tampa Bay Devil Rays
 Progress Energy Park, Home of Al Lang Field, St. Petersburg, FL
 Fri Mar 23 2007, 7:05 PM EDT
 Att: 5,339 - Clear - 76 F

AB 33
 R 1
 H 6
 RBI 1
 BB 1
 SO 12
 LOB 13

Batter	1	2	3	4	5	6	7	8	9	AB	R	H	RBI	BB	SO	LOB				
35 Elijah Dukes, R OBP: 0.383, SLG: 0.381										4	1	1	1	1	1	2				
18 Ben Zobrist, S OBP: 0.419, SLG: 0.550										4	2	2	3	1	1	1				
Ty Wigginton, R OBP: 0.375, SLG: 0.560										5	2	1	0	0	3	3				
14 Greg Norton, S OBP: 0.308, SLG: 0.304										4	1	1	1	0	0	3				
3 Jorge Cantu, R OBP: 0.250, SLG: 0.298										5	1	2	1	0	1	1				
Delmon Young, R OBP: 0.340, SLG: 0.400										4	2	2	2	0	0	1				
1 Akinori Iwamura, L OBP: 0.295, SLG: 0.289 Brendan Harris, R OBP: 0.319, SLG: 0.286										2	2	1	1	2	0	0				
31 Jonny Gomes, R OBP: 0.313, SLG: 0.524										5	2	3	4	0	0	2				
8 Josh Paul, R OBP: 0.308, SLG: 0.227 32 Shawn Riggans, R OBP: 0.375, SLG: 0.444										0	0	0	1	0	0	0				
Inning Stats	R: 0 E: 0 K: 2 S: 7	H: 5 LOB: 1 BB: 0 P: 9	R: 0 E: 0 K: 1 S: 5	H: 0 LOB: 0 BB: 0 P: 5	R: 0 E: 0 K: 0 S: 3	H: 0 LOB: 0 BB: 0 P: 3	R: 0 E: 0 K: 1 S: 6	H: 1 LOB: 2 BB: 1 P: 10	R: 2 E: 0 K: 0 S: 9	H: 2 LOB: 1 BB: 1 P: 13	R: 2 E: 0 K: 0 S: 6	H: 3 LOB: 2 BB: 1 P: 10	R: 7 E: 1 K: 1 S: 9	H: 3 LOB: 0 BB: 3 P: 22	1B: 5 2B: 6 3B: 1 HR: 2	SF: 3 SAC: 1 DP: 0 HBP: 0	WP: 1 PB: 0 SB: 1 CS: 0	PA: 45		
PITCHER	IP WLS BF H R ER SO BB IBB HBP BLK WP HR S P ERA WHIP																			
39 Aaron Harang, R ERA: 6.97	6.0 L 28 8 6 6 6 2 0 0 0 0 0 1 38 47 9.00 1.667																			
51 Jared Burton, R ERA: 4.91	1.0 7 3 2 2 0 1 0 0 0 0 0 1 6 10 18.00 4.000																			
40 Jon Coutlangus, L ERA: 4.5	0.1 6 2 5 4 0 2 0 0 0 0 0 0 4 12 108.00 12.000																			
87 Wes Wilkerson, R ERA: 54.0	0.1 3 1 2 1 0 1 0 0 0 0 0 1 2 6 27.00 6.000																			
Mike Flannery, R ERA:	0.1 1 0 0 0 1 0 0 0 0 0 0 0 3 4 0.00 0.000																			

Cincinnati Reds @ Tampa Bay Devil Rays
 Progress Energy Park, Home of Al Lang Field, St. Petersburg, FL
 Fri Mar 23 2007, 7:05 PM EDT
 Att: 5,339 - Clear - 76 F

AB 35
 R 15
 H 14
 RBI 15
 BB 6
 SO 7
 LOB 13

Batter	1	2	3	4	5	6	7	8	9	AB	R	H	RBI	BB	SO	LOB	TOP					
9 Michael Bourn, L (1,9) OBP: 0.339, SLG: 0.412 (8,8)										4	0	0	0	0	1	1	Philadelphia Phillies @ Cincinnati Reds Ed Smith Stadium, Sarasota, FL Sat Mar 24 2007, 1:05 PM EDT Att: 7,343 - Sunny - 79 F					
8 Shane Victorino, S (1,8) OBP: 0.409, SLG: 0.516 58 Eude Brito, L (8,1)										4	0	1	0	0	0	1						
Wes Helms, R (1,5) OBP: 0.352, SLG: 0.529 19 Greg Dobbs, L (6,5)										3	0	1	0	0	1	0						
6 Ryan Howard, L (1,3) OBP: 0.316, SLG: 0.408 Karim Garcia, L (6,3)										3	0	0	0	0	1	2						
Pat Burrell, R (1,7) OBP: 0.314, SLG: 0.405 28 Jayson Werth, R (6,7)										2	0	0	0	1	1	2						
2 Rod Barajas, R (1,2) OBP: 0.343, SLG: 0.455 62 Dusty Wathan, R (8,2)											3	0	1	0	0	0						
Abraham Nunez, S (1,6)										3	0	1	0	0	0	2						
73 Brent Abernathy, R (1,4) OBP: 0.289, SLG: 0.286										3	0	0	0	0	1	1						
23 Adam Eaton, R (1,1) OBP: 0.333, SLG: 0.333 55 Clay Condrey, R (5,1) 52 Fabio Castro, L (7,1) 60 Ronald Colloway, L (8, PH) OBP: 0.407, SLG: 0.654 (8,9)										2	0	1	0	0	1	1						
Inning Stats	R: 0 E: 0 K: 3 S: 11	H: 2 LOB: 2 P: 11	R: 0 E: 0 K: 2 S: 8	H: 1 LOB: 1 BB: 0 P: 8	R: 0 E: 0 K: 0 S: 3	H: 0 LOB: 0 BB: 1 P: 3	R: 0 E: 0 K: 0 S: 3	H: 1 LOB: 1 BB: 0 P: 7	R: 0 E: 0 K: 1 S: 4	H: 0 LOB: 0 BB: 0 P: 4	R: 0 E: 0 K: 1 S: 5	H: 0 LOB: 0 BB: 0 P: 5	R: 0 E: 0 K: 1 S: 5	H: 0 LOB: 0 BB: 0 P: 5	R: 0 E: 0 K: 0 S: 4	H: 1 LOB: 1 BB: 0 P: 4		1B: 6 2B: 0 3B: 0 HR: 0	SF: 0 SAC: 0 DP: 1 HBP: 0	WP: 0 PB: 0 SB: 0 CS: 0	PA: 33	
PITCHER	IP	WLS	BF	H	R	ER	SO	BB	IBB	HBP	BLK	WP	HR	S	P	ERA		WHIP				
61 Bronson Arroyo, R (1,1) ERA: 1.53	6.0	W	23	5	0	0	6	1	0	0	0	0	0	34	38	0.00		1.000				
57 Victor Santos, R (7,1) ERA:	1.0		3	0	0	0	0	0	0	0	0	0	0	3	3	0.00	0.000					
56 Todd Coffey, R (8,1) ERA:	1.0		3	0	0	0	1	0	0	0	0	0	0	5	5	0.00	0.000					
50 Dustin Hermanson, R (9,1) ERA: 1.8	1.0		4	1	0	0	0	0	0	0	0	0	0	4	4	0.00	1.000					

Batter	1	2	3	4	5	6	7	8	9	AB	R	H	RBI	BB	SO	LOB	BOTTOM				
6 Ryan Freel, R (1,8) OBP: 0.471, SLG: 0.548 57 Victor Santos, R (7,1)										4	1	1	0	0	1	2	Philadelphia Phillies @ Cincinnati Reds Ed Smith Stadium, Sarasota, FL Sat Mar 24 2007, 1:05 PM EDT Att: 7,343 - Sunny - 79 F				
46 Mark Bellhorn, S (8,4) OBP: 0.370, SLG: 0.333										4	1	2	4	0	0	0					
Adam Dunn, L (1,7) OBP: 0.500, SLG: 0.756 Tyrell Godwin, L (8,7) OBP: 0.250, SLG: 0.667										1	0	0	0	0	0	1					
4 Brandon Phillips, R (1,4) OBP: 0.352, SLG: 0.741 56 Todd Coffey, R (8,1) 50 Dustin Hermanson, R (9,1)										4	1	3	1	0	0	1					
Ken Griffey Jr., L (1,9) OBP: 0.500, SLG: 0.750 15 Dewayne Wise, L (7, PR) OBP: 0.233, SLG: 0.276 (8,9)										4	0	2	0	0	0	1					
12 Edwin Encarnación, R (1,5) OBP: 0.356, SLG: 0.407 71 Paul Janish, R (7, PR) OBP: 0.291, SLG: 0.323 (8,6)										4	0	3	1	0	0	0					
Joey Votto, L (1,3) OBP: 0.469, SLG: 0.435										3	0	0	0	1	2	4					
2 Alex Gonzalez, R (1,6) OBP: 0.319, SLG: 0.341 68 Anderson Machado, S (8,5) OBP: 0.320, SLG: 0.300										1	1	0	0	2	0	2					
26 David Ross, R (1,2) OBP: 0.289, SLG: 0.286 23 Chad Moeller, R (7,2) OBP: 0.407, SLG: 0.500										3	0	0	0	0	0	2					
61 Bronson Arroyo, R (1,1) 33 Josh Hamilton, L (6, PH) OBP: 0.492, SLG: 0.577 (7,8)										1	1	0	0	0	1	0					
Inning Stats	R: 1 E: 0 K: 1 S: 8	H: 4 LOB: 2 BB: 0 P: 8	R: 4 E: 0 K: 0 S: 6	H: 2 LOB: 0 BB: 1 P: 10	R: 0 E: 0 K: 0 S: 3	H: 0 LOB: 1 BB: 1 P: 7	R: 0 E: 0 K: 2 S: 7	H: 0 LOB: 0 BB: 0 P: 7	R: 0 E: 0 K: 0 S: 5	H: 2 LOB: 2 BB: 1 P: 9	R: 0 E: 0 K: 0 S: 3	H: 0 LOB: 0 BB: 0 P: 3	R: 1 E: 0 K: 1 S: 7	H: 3 LOB: 2 BB: 0 P: 7	R: 1 E: 0 K: 0 S: 5	H: 2 LOB: 1 BB: 0 P: 5		1B: 6 2B: 3 3B: 1 HR: 3	SF: 0 SAC: 1 DP: 2 HBP: 0	WP: 0 PB: 0 SB: 1 CS: 0	PA: 38
PITCHER	IP	WLS	BF	H	R	ER	SO	BB	IBB	HBP	BLK	WP	HR	S	P	ERA		WHIP			
23 Adam Eaton, R (1,1) ERA: 6.06	4.2	L	24	8	0	5	3	3	0	0	0	0	0	5	5	0.00	0.000				
55 Clay Condrey, R (5,1) ERA: 4.22	1.1		4	0	0	0	0	0	0	0	0	0	0	7	7	9.00	3.000				
52 Fabio Castro, L (7,1) ERA: 9.24	1.0		5	3	1	1	1	0	0	0	0	0	0	5	5	9.00	2.000				
58 Eude Brito, L (8,1) ERA: 3.0	1.0		5	2	1	1	0	0	0	0	0	0	1	5	5	9.00	2.000				

AB	32
R	0
H	6
RBI	0
BB	1
SO	7
LOB	13



AB	34
R	7
H	13
RBI	7
BB	3
SO	4
LOB	13



Batter	1	2	3	4	5	6	7	8	9	AB	R	H	RBI	BB	SO	LOB	TOP					
15 Dewayne Wise, L (1, 9) OBP: 0.257, SLG: 0.273										4	0	1	0	0	0	6	Cincinnati Reds @ Toronto Blue Jays Knology Park, Dunedin, FL Sun Mar 25 2007, 1:05 PM EDT Att: 3,755 - Sunny - 78 F					
33 Josh Hamilton, L (1, 7) OBP: 0.470, SLG: 0.579										5	0	1	0	0	2	3						
12 Edwin Encarnación, R (1, 5) OBP: 0.353, SLG: 0.494 Joey Votto, L (6, 3)										3	0	1	1	0	1	2						
Adam Dunn, L (1, 10) OBP: 0.469, SLG: 0.705 83 Cody Strait, R (7, PH) (7, 10)										3	0	0	0	0	2	3						
Scott Hatteberg, L (1, 3) OBP: 0.349, SLG: 0.459 86 Drew Anderson, S (6, PR) (6, 4)										2	0	0	0	1	0	0						
Javier Valentin, S (1, 2) OBP: 0.300, SLG: 0.222 23 Chad Moeller, R (5, 2)										2	0	1	0	0	0	0						
46 Mark Bellhorn, S (1, 4) OBP: 0.400, SLG: 0.325										1	0	0	0	2	0	1						
71 Paul Janish, R (1, 6) OBP: 0.278, SLG: 0.294										3	0	0	0	0	0	2						
85 Drew Stubbs, R (1, 8) OBP: 0.500, SLG: 0.500										4	1	2	0	0	1	4						
Inning Stats	R: 0 E: 0 K: 1 S: 5	H: 0 LOB: 1 BB: 0 P: 7	R: 0 E: 0 K: 0 S: 3	H: 0 LOB: 1 BB: 0 P: 5	R: 0 E: 0 K: 0 S: 4	H: 2 LOB: 1 BB: 0 P: 5	R: 0 E: 0 K: 1 S: 6	H: 1 LOB: 1 BB: 0 P: 6	R: 1 E: 0 K: 2 S: 10	H: 3 LOB: 2 BB: 0 P: 10	R: 1 E: 1 K: 1 S: 6	H: 0 LOB: 2 BB: 2 P: 14	R: 0 E: 0 K: 2 S: 7	H: 0 LOB: 0 BB: 0 P: 7	R: 0 E: 1 K: 1 S: 6	H: 0 LOB: 3 BB: 1 P: 12		R: 0 E: 0 K: 3 S: 9	H: 0 LOB: 0 BB: 0 P: 9	1B: 5 2B: 0 3B: 1 HR: 0	SF: 0 SAC: 0 DP: 0 HBP: 3	WP: 0 PB: 0 SB: 1 CS: 0
PITCHER	IP WLS BF H R ER SO BB IBB HBP BLK WP HR S P ERA WHIP																					
Tomo Ohka, R (1, 1) ERA: 2.94	5.0		6	1	1	4	0	0	2	0	0	0	0	28	33	1.80	1.200					
Francisco Del Rosario, R (6, 1) ERA: 3.86	1.0	B	6	0	1	0	1	2	0	0	0	0	0	6	14	0.00	2.000					
37 Scott Downs, L (7, 1) ERA: 3.38	1.0		3	0	0	0	2	0	0	0	0	0	0	7	7	0.00	0.000					
54 Jason Frasor, R (8, 1) ERA: 3.52	1.0	W	6	0	0	0	1	1	0	1	0	0	0	6	12	0.00	1.000					
49 Jeremy Accardo, R (9, 1) ERA: 5.97	1.0	S	3	0	0	0	3	0	0	0	0	0	0	9	9	0.00	0.000					

Batter	1	2	3	4	5	6	7	8	9	AB	R	H	RBI	BB	SO	LOB	BOTTOM					
Royce Clayton, R (1, 6) OBP: 0.184, SLG: 0.194										3	1	1	0	0	0	3	Cincinnati Reds @ Toronto Blue Jays Knology Park, Dunedin, FL Sun Mar 25 2007, 1:05 PM EDT Att: 3,755 - Sunny - 78 F					
4 Ryan Roberts, R (8, 6) OBP: 0.481, SLG: 0.522										3	0	2	2	0	1	0						
3 Read Johnson, R (1, 7) OBP: 0.421, SLG: 0.703										3	0	0	0	0	1	1						
73 Cory Patton, L (8, 7) OBP: 0.250, SLG: 0.750										1	0	0	0	0	0	0						
17 Lyle Overbay, L (1, 3) OBP: 0.419, SLG: 0.326 Jason Phillips, R (8, 3)										3	0	0	0	0	1	1						
10 Vernon Wells, R (1, 8) OBP: 0.413, SLG: 0.714 57 Jeff Duncan, L (8, 8) OBP: 0.333, SLG: 0.469										3	0	1	0	0	0	0						
Frank Thomas, R (1, 10) OBP: 0.357, SLG: 0.542 Anthony Hatch, L (8, PH) (9, 10)										3	0	0	0	0	0	1						
25 Troy Glaus, R (1, 5) OBP: 0.273, SLG: 0.467 16 Rob Cosby, R (8, 5) OBP: 0.278, SLG: 0.333										3	0	0	0	0	2	0						
24 Matt Stairs, L (1, 9) OBP: 0.419, SLG: 0.444 Aaron Mathews, R (6, 9) OBP: 0.444, SLG: 0.375										2	0	0	0	0	2	0						
9 Gregg Zaun, S (1, 2) OBP: 0.364, SLG: 0.361 13 Sal Fasano, R (7, 2) OBP: 0.150, SLG: 0.158										2	0	1	0	0	0	0						
2 Aaron Hill, R (1, 4) OBP: 0.357, SLG: 0.421 Manny Mayerson, R (8, 4)										1	0	0	0	0	1	0						
Inning Stats	R: 1 E: 0 K: 1 S: 6	H: 2 LOB: 0 BB: 0 P: 7	R: 0 E: 0 K: 2 S: 7	H: 0 LOB: 0 BB: 0 P: 7	R: 1 E: 0 K: 0 S: 3	H: 1 LOB: 1 BB: 1 P: 7	R: 0 E: 0 K: 0 S: 3	H: 1 LOB: 0 BB: 0 P: 3	R: 0 E: 0 K: 1 S: 6	H: 1 LOB: 2 BB: 1 P: 10	R: 0 E: 0 K: 1 S: 5	H: 0 LOB: 0 BB: 0 P: 5	R: 0 E: 0 K: 1 S: 6	H: 1 LOB: 1 BB: 0 P: 6	R: 1 E: 1 K: 2 S: 10	H: 2 LOB: 2 BB: 0 P: 10	R: 0 E: 0 K: 3 S: 9	H: 0 LOB: 0 BB: 0 P: 9	1B: 6 2B: 2 3B: 0 HR: 0	SF: 0 SAC: 0 DP: 2 HBP: 0	WP: 0 PB: 0 SB: 1 CS: 0	PA: 32
PITCHER	IP WLS BF H R ER SO BB IBB HBP BLK WP HR S P ERA WHIP																					
31 Matt Belisle, R (1, 1) ERA: 2.08	4.0		14	4	2	2	3	1	0	0	0	0	0	0	19	24	4.50	1.250				
25 David Weathers, R (5, 1) ERA: 2.57	1.0		5	1	0	0	1	1	0	0	0	0	0	6	10	0.00	2.000					
35 Kirk Saarloos, R (6, 1) ERA: 5.02	3.0	L	13	3	1	0	4	0	0	0	0	0	0	21	21	0.00	1.000					

AB	34
R	2
H	6
RBI	1
BB	3
SO	11
LOB	22



AB	30
R	3
H	8
RBI	2
BB	2
SO	8
LOB	10



Batter	1	2	3	4	5	6	7	8	9	AB	R	H	RBI	BB	SO	LOB	TOP										
23 Julio Lugo, R OBP: 0.345, SLG: 0.320 Igy Suarez, R OBP: 1.000, SLG: 1.000	E6		G6-4-3			B1-3		FC6-4 BB		3	0	0	0	0	0	2	Boston Red Sox @ Cincinnati Reds Ed Smith Stadium, Sarasota, FL Mon Mar 26 2007, 1:05 PM EDT Att: 7,663 - Sunny - 83 F										
Coco Crisp, S OBP: 0.225, SLG: 0.194 3 Alex Ochoa, R OBP: 0.289, SLG: 0.343	P4		K			G5-3		FC6-4		3	0	0	0	0	1	2											
Jason Vartek, S OBP: 0.220, SLG: 0.199 Alberto Castillo, R OBP: 0.357, SLG: 0.692	K			K		G6-3			1B	3	0	0	0	0	2	1											
7 J.D. Drew, L OBP: 0.436, SLG: 0.600 56 Craig Hansen, R OBP: 0.289, SLG: 0.343	G4-3			G4-3		G3			K	3	0	0	0	0	0	1											
12 Eric Hinske, L OBP: 0.326, SLG: 0.405 11 Joe McEwing, R OBP: 0.333, SLG: 0.350		P5			HBP		15 L3 BB		P6	1	0	0	0	1	0	0											
15 Dustin Pedroia, R OBP: 0.322, SLG: 0.229		G5-3			F9		L3			3	0	0	0	0	0	2											
13 Alex Cora, L OBP: 0.298, SLG: 0.298 Mickey Hall, L		G4-3			G4-3			76 WP 1B		3	0	1	0	0	0	0											
76 Bobby Scyles, S OBP: 0.375, SLG: 0.448			G6-4-3 18 BB 1B			G6-3		K		3	0	1	0	0	1	1											
18 Daisuke Matsuzaka, R OBP: 0.289, SLG: 0.343 58 Jonathan Papelbon, R OBP: 0.289, SLG: 0.343 Aaron Bates, R						K		K		1	0	0	0	1	1	0											
								K		0	0	0	0	0	0	0											
										1	0	0	0	0	1	2											
Inning Stats	R: 0 E: 1 K: 1 S: 8	H: 0 LOB: 1 BB: 0 P: 10	R: 0 E: 0 K: 0 S: 6	H: 0 LOB: 0 BB: 0 P: 10	R: 0 E: 0 K: 1 S: 9	H: 1 LOB: 1 BB: 1 P: 15	R: 0 E: 0 K: 1 S: 7	H: 0 LOB: 1 BB: 0 P: 13	R: 0 E: 0 K: 1 S: 7	H: 0 LOB: 0 BB: 0 P: 12	R: 0 E: 0 K: 0 S: 8	H: 0 LOB: 0 BB: 1 P: 15	R: 0 E: 0 K: 2 S: 7	H: 1 LOB: 2 BB: 1 P: 13	R: 0 E: 0 K: 1 S: 5	H: 1 LOB: 0 BB: 0 P: 5	1B: 3 2B: 1 3B: 0 HR: 0	SF: 0 SAC: 0 DP: 2 HBP: 1	WP: 1 PB: 0 SB: 0 CS: 0	PA: 32							
PITCHER	IP	WLS	BF	H	R	ER	SO	BB	IBB	HBP	BLK	WP	HR	S	P	ERA	WHIP										
75 Bobby Livingston, L ERA: 1.23	5.0		18	1	0	0	4	1	0	1	0	0	0	37	60	0.00	0.400										
29 Mike Stanton, L ERA: 6.0	1.0		3	0	0	0	0	0	0	0	0	0	0	8	15	0.00	0.000										
38 Gary Majewski, R ERA: 6.0	1.0	W	3	0	0	0	0	1	0	0	0	0	0	7	12	0.00	1.000										
51 Jared Burton, R ERA: 4.32	1.0		5	1	0	0	2	1	0	0	0	1	0	8	13	0.00	2.000										
40 Jon Coutlangus, L ERA: 3.98	1.0		3	1	0	0	1	0	0	0	0	0	0	5	5	0.00	1.000										

AB	28
R	0
H	3
RBI	0
BB	3
SO	7
LOB	13



Batter	1	2	3	4	5	6	7	8	9	AB	R	H	RBI	BB	SO	LOB	BOTTOM										
6 Ryan Freel, R OBP: 0.474, SLG: 0.515 83 Jay Bruce, L OBP: 0.143, SLG: 0.143	4 PB BB		G6-3				4 BB 71 BB HBP	G4-3		2	0	0	0	1	1	0	Boston Red Sox @ Cincinnati Reds Ed Smith Stadium, Sarasota, FL Mon Mar 26 2007, 1:05 PM EDT Att: 7,663 - Sunny - 83 F										
Adam Dunn, L OBP: 0.481, SLG: 0.689 29 Mike Stanton, L	F7						71 BB 4 BB HBP			1	0	0	0	2	0	1											
Jeff Conine, R OBP: 0.375, SLG: 0.409			BB				1B HBP			0	0	0	0	0	0	0											
4 Brandon Phillips, R OBP: 0.373, SLG: 0.702 80 Jeff Bannan, R	F8		F9				71 BB 1B BB			3	0	0	1	1	1	3											
Ken Griffey Jr., L OBP: 0.286, SLG: 0.429 Tyrell Godwin, L OBP: 0.200, SLG: 0.500	P4		P5				1B BB			3	0	0	0	0	1	2											
12 Edwin Encarnación, R OBP: 0.338, SLG: 0.383 71 Paul Janish, R OBP: 0.297, SLG: 0.294		K								3	0	0	0	0	2	0											
Scott Hatteberg, L OBP: 0.348, SLG: 0.436 38 Gary Majewski, R							1B BB			2	0	0	0	1	0	0											
Javier Valentin, S OBP: 0.317, SLG: 0.243 51 Jared Burton, R OBP: 0.289, SLG: 0.343 40 Jon Coutlangus, L	26 CI BB						1B BB			0	0	0	0	0	0	0											
2 Alex Gonzalez, R OBP: 0.319, SLG: 0.326 80 Enrique Cruz, R OBP: 0.400, SLG: 1.000										2	0	0	0	1	2	1											
26 David Ross, R OBP: 0.292, SLG: 0.289		CI 75 FC6-4								3	1	1	0	0	2	1											
75 Bobby Livingston, L OBP: 0.289, SLG: 0.343 33 Josh Hamilton, L OBP: 0.464, SLG: 0.567		FC6-4								1	0	0	0	0	0	2											
										3	1	1	0	0	0	0											
Inning Stats	R: 0 E: 0 K: 0 S: 10	H: 0 LOB: 1 BB: 1 P: 18	R: 0 E: 1 K: 2 S: 14	H: 0 LOB: 2 BB: 1 P: 25	R: 0 E: 0 K: 0 S: 11	H: 0 LOB: 1 BB: 1 P: 16	R: 0 E: 0 K: 2 S: 13	H: 0 LOB: 1 BB: 1 P: 23	R: 0 E: 0 K: 2 S: 10	H: 0 LOB: 1 BB: 1 P: 20	R: 0 E: 0 K: 1 S: 12	H: 0 LOB: 0 BB: 0 P: 17	R: 5 E: 0 K: 3 S: 12	H: 3 LOB: 2 BB: 2 P: 22	R: 0 E: 0 K: 1 S: 5	H: 0 LOB: 0 BB: 0 P: 5	1B: 3 2B: 0 3B: 0 HR: 0	SF: 0 SAC: 0 DP: 0 HBP: 2	WP: 0 PB: 1 SB: 0 CS: 0	PA: 37							
PITCHER	IP	WLS	BF	H	R	ER	SO	BB	IBB	HBP	BLK	WP	HR	S	P	ERA	WHIP										
18 Daisuke Matsuzaka, R ERA: 2.04	5.0		21	0	0	0	6	5	0	0	0	0	0	12	17	0.00	0.000										
58 Jonathan Papelbon, R ERA: 2.13	1.0		3	0	0	0	1	0	0	0	0	0	0	8	18	67.50	6.000										
56 Craig Hansen, R ERA: 15.43	0.2	L	8	2	5	5	2	2	0	2	0	0	0	8	9	0.00	0.750										
39 Kyle Snyder, R ERA: 2.53	1.1		5	1	0	0	2	0	0	0	0	0	0	9	9	0.00	0.750										

AB	27
R	5
H	3
RBI	5
BB	7
SO	11
LOB	15



Batter	1	2	3	4	5	6	7	8	9	AB	R	H	RBI	BB	SO	LOB	TOP				
6 Ryan Freel, R OBP: 0.487, SLG: 0.529 33 Josh Hamilton, L OBP: 0.465, SLG: 0.565 85 Drew Stubbs, R OBP: 0.400, SLG: 0.400										1	0	1	0	0	0	0	Cincinnati Reds @ Philadelphia Phillies Bright House Networks Field, Clearwater, FL Tue Mar 27 2007, 7:05 PM EDT Att: 7,789 - Cloudy - 78 F				
Adam Dunn, L OBP: 0.473, SLG: 0.660 Tyrell Godwin, L OBP: 0.167, SLG: 0.400										2	0	0	0	1	1	2					
4 Brandon Phillips, R OBP: 0.371, SLG: 0.683 71 Paul Janish, R OBP: 0.289, SLG: 0.286										3	0	1	0	0	1	2					
Ken Griffey Jr., L OBP: 0.300, SLG: 0.400 83 Jay Bruce, L OBP: 0.125, SLG: 0.125										3	1	1	0	0	0	0					
12 Edwin Encarnación, R OBP: 0.353, SLG: 0.444 80 Enrique Cruz, R OBP: 0.500, SLG: 1.000										3	1	2	2	0	0	0					
Jeff Conine, R OBP: 0.370, SLG: 0.400 56 Todd Coffey, R Rheal Cormier, L 50 Dustin Hermanson, R 9 Juan Castro, R OBP: 0.216, SLG: 0.389										3	0	1	0	0	0	1					
2 Alex Gonzalez, R OBP: 0.320, SLG: 0.311 Chris Valaika, R										2	0	0	0	1	1	1					
Javier Valentin, S OBP: 0.318, SLG: 0.250										3	0	1	0	0	1	1					
Kyle Lohse, R OBP: 0.333, SLG: 0.333 40 Jon Coutlangus, L 23 Chad Moeller, R OBP: 0.367, SLG: 0.444										1	0	0	0	0	0	0					
Inning Stats	R: 0 E: 1 K: 1 S: 5	H: 1 LOB: 0 BB: 0 P: 5	R: 2 E: 0 K: 0 S: 4	H: 2 LOB: 0 BB: 1 P: 9	R: 0 E: 0 K: 1 S: 6	H: 1 LOB: 1 BB: 0 P: 6	R: 0 E: 0 K: 0 S: 4	H: 1 LOB: 1 BB: 0 P: 4	R: 0 E: 0 K: 0 S: 3	H: 1 LOB: 1 BB: 0 P: 3	R: 0 E: 0 K: 3 S: 9	H: 0 LOB: 0 BB: 0 P: 9	R: 0 E: 0 K: 1 S: 5	H: 0 LOB: 1 BB: 1 P: 11	1B: 7 2B: 0 3B: 0 HR: 1	SF: 0 SAC: 1 DP: 1 HBP: 0		WP: 0 PB: 0 SB: 0 CS: 2	PA: 34		
PITCHER	IP WLS BF H R ER SO BB IBB HBP BLK WP HR S P ERA WHIP																				
Jamie Moyer, L ERA: 3.42 Geoff Geary, R ERA: 3.24 45 Tom Gordon, R ERA: 1.35	7.0 W 27 8 2 2 5 2 0 0 0 0 0 1 35 44 2.57 1.429																				
11 Jimmy Rollins, S OBP: 0.470, SLG: 0.418 Abraham Nunez, S OBP: 0.377, SLG: 0.314											4	0	2	0	0	3	Cincinnati Reds @ Philadelphia Phillies Bright House Networks Field, Clearwater, FL Tue Mar 27 2007, 7:05 PM EDT Att: 7,789 - Cloudy - 78 F				
Aaron Rowand, R OBP: 0.248, SLG: 0.306 9 Michael Bourn, L OBP: 0.333, SLG: 0.418											3	1	1	0	0	1					
26 Chase Utley, L OBP: 0.418, SLG: 0.750 Karim Garcia, L OBP: 0.328, SLG: 0.424											3	1	0	0	1	3					
6 Ryan Howard, L OBP: 0.294, SLG: 0.356 73 Brent Abernathy, R OBP: 0.298, SLG: 0.263											4	0	0	0	3	5					
Pat Burrell, R OBP: 0.322, SLG: 0.449 60 Ronald Colloway, L (7, PR) OBP: 0.406, SLG: 0.613											4	1	2	2	0	1					
Wes Helms, R OBP: 0.397, SLG: 0.579											3	0	2	1	0	0					
19 Greg Dobbs, L OBP: 0.443, SLG: 0.704											4	0	2	1	0	1					
2 Rod Barajas, R OBP: 0.357, SLG: 0.500 Geoff Geary, R											2	1	1	1	2	2					
70 Jason Jaramillo, S OBP: 0.500, SLG: 1.167											0	0	0	0	0	0					
Jamie Moyer, L 28 Jayson Werth, R OBP: 0.383, SLG: 0.375 45 Tom Gordon, R											2	0	0	0	0	3					
Inning Stats	R: 0 E: 0 K: 0 S: 3	H: 0 LOB: 0 BB: 0 P: 3	R: 0 E: 0 K: 1 S: 5	H: 0 LOB: 0 BB: 0 P: 5	R: 1 E: 0 K: 2 S: 9	H: 2 LOB: 1 BB: 0 P: 9	R: 1 E: 0 K: 1 S: 7	H: 2 LOB: 1 BB: 0 P: 7	R: 0 E: 0 K: 2 S: 8	H: 1 LOB: 3 BB: 1 P: 14	R: 0 E: 0 K: 0 S: 5	H: 2 LOB: 2 BB: 1 P: 9	R: 3 E: 0 K: 2 S: 10	H: 3 LOB: 2 BB: 1 P: 15	R: 1 E: 0 K: 1 S: 7	H: 2 LOB: 1 BB: 0 P: 7		1B: 4 2B: 5 3B: 1 HR: 2	SF: 1 SAC: 1 DP: 0 HBP: 1	WP: 0 PB: 0 SB: 2 CS: 0	PA: 40
PITCHER	IP WLS BF H R ER SO BB IBB HBP BLK WP HR S P ERA WHIP																				
Kyle Lohse, R ERA: 4.8 40 Jon Coutlangus, L ERA: 3.52 56 Todd Coffey, R Rheal Cormier, L ERA: 5.14 50 Dustin Hermanson, R ERA: 3.0	4.1 20 5 2 2 4 1 0 1 0 0 0 0 26 32 4.15 1.385																				
40 Jon Coutlangus, L ERA: 3.52 56 Todd Coffey, R Rheal Cormier, L ERA: 5.14 50 Dustin Hermanson, R ERA: 3.0	0.2 2 0 0 0 2 0 0 0 0 0 0 0 6 6 0.00 0.000																				
56 Todd Coffey, R Rheal Cormier, L ERA: 5.14 50 Dustin Hermanson, R ERA: 3.0	1.0 6 2 0 0 0 1 0 0 0 0 0 0 5 9 0.00 3.000																				
50 Dustin Hermanson, R ERA: 3.0	1.0 L 7 3 3 3 2 1 0 0 0 0 0 0 0 15 27.00 4.000																				

Batter	1	2	3	4	5	6	7	8	9	AB	R	H	RBI	BB	SO	LOB	BOTTOM				
11 Jimmy Rollins, S OBP: 0.470, SLG: 0.418 Abraham Nunez, S OBP: 0.377, SLG: 0.314											4	0	2	0	0	3	Cincinnati Reds @ Philadelphia Phillies Bright House Networks Field, Clearwater, FL Tue Mar 27 2007, 7:05 PM EDT Att: 7,789 - Cloudy - 78 F				
Aaron Rowand, R OBP: 0.248, SLG: 0.306 9 Michael Bourn, L OBP: 0.333, SLG: 0.418											3	1	1	0	0	1					
26 Chase Utley, L OBP: 0.418, SLG: 0.750 Karim Garcia, L OBP: 0.328, SLG: 0.424											3	1	0	0	1	3					
6 Ryan Howard, L OBP: 0.294, SLG: 0.356 73 Brent Abernathy, R OBP: 0.298, SLG: 0.263											4	0	0	0	3	5					
Pat Burrell, R OBP: 0.322, SLG: 0.449 60 Ronald Colloway, L (7, PR) OBP: 0.406, SLG: 0.613											4	1	2	2	0	1					
Wes Helms, R OBP: 0.397, SLG: 0.579											3	0	2	1	0	0					
19 Greg Dobbs, L OBP: 0.443, SLG: 0.704											4	0	2	1	0	1					
2 Rod Barajas, R OBP: 0.357, SLG: 0.500 Geoff Geary, R											2	1	1	1	2	2					
70 Jason Jaramillo, S OBP: 0.500, SLG: 1.167											0	0	0	0	0	0					
Jamie Moyer, L 28 Jayson Werth, R OBP: 0.383, SLG: 0.375 45 Tom Gordon, R											2	0	0	0	0	3					
Inning Stats	R: 0 E: 0 K: 0 S: 3	H: 0 LOB: 0 BB: 0 P: 3	R: 0 E: 0 K: 1 S: 5	H: 0 LOB: 0 BB: 0 P: 5	R: 1 E: 0 K: 2 S: 9	H: 2 LOB: 1 BB: 0 P: 9	R: 1 E: 0 K: 1 S: 7	H: 2 LOB: 1 BB: 0 P: 7	R: 0 E: 0 K: 2 S: 8	H: 1 LOB: 3 BB: 1 P: 14	R: 0 E: 0 K: 0 S: 5	H: 2 LOB: 2 BB: 1 P: 9	R: 3 E: 0 K: 2 S: 10	H: 3 LOB: 2 BB: 1 P: 15	R: 1 E: 0 K: 1 S: 7	H: 2 LOB: 1 BB: 0 P: 7		1B: 4 2B: 5 3B: 1 HR: 2	SF: 1 SAC: 1 DP: 0 HBP: 1	WP: 0 PB: 0 SB: 2 CS: 0	PA: 40
PITCHER	IP WLS BF H R ER SO BB IBB HBP BLK WP HR S P ERA WHIP																				
Kyle Lohse, R ERA: 4.8 40 Jon Coutlangus, L ERA: 3.52 56 Todd Coffey, R Rheal Cormier, L ERA: 5.14 50 Dustin Hermanson, R ERA: 3.0	4.1 20 5 2 2 4 1 0 1 0 0 0 0 26 32 4.15 1.385																				
40 Jon Coutlangus, L ERA: 3.52 56 Todd Coffey, R Rheal Cormier, L ERA: 5.14 50 Dustin Hermanson, R ERA: 3.0	0.2 2 0 0 0 2 0 0 0 0 0 0 0 6 6 0.00 0.000																				
56 Todd Coffey, R Rheal Cormier, L ERA: 5.14 50 Dustin Hermanson, R ERA: 3.0	1.0 6 2 0 0 0 1 0 0 0 0 0 0 5 9 0.00 3.000																				
50 Dustin Hermanson, R ERA: 3.0	1.0 L 7 3 3 3 2 1 0 0 0 0 0 0 0 15 27.00 4.000																				

Batter	1	2	3	4	5	6	7	8	9	AB	R	H	RBI	BB	SO	LOB	TOP			
Luis Castillo, S OBP: 0.475, SLG: 0.556 Matt Tolbert, S OBP: 0.625, SLG: 0.571										3	0	2	1	0	0	1	Minnesota Twins @ Cincinnati Reds Ed Smith Stadium, Sarasota, FL Thu Mar 29 2007, 7:05 PM EDT Att. 6,164 - Clear - 82 F			
27 Jeff Cirillo, R OBP: 0.400, SLG: 0.351 Matthew Betsill, S										3	0	2	2	0	0	1				
55 Mike Redmond, R OBP: 0.289, SLG: 0.179										4	1	1	0	0	0	2				
5 Michael Cuddyer, R OBP: 0.377, SLG: 0.652										5	1	2	0	0	1	3				
33 Justin Morneau, L OBP: 0.340, SLG: 0.417 38 Luis Antonio Rodriguez, R OBP: 0.339, SLG: 0.451										3	0	0	0	1	1	3				
Tori Hunter, R OBP: 0.304, SLG: 0.500 Jason Tyner, L OBP: 0.310, SLG: 0.308										3	0	0	0	0	0	4				
24 Rondell White, R Eli Tintor, R OBP: 0.333, SLG: 0.600										3	1	2	0	0	0	0				
Jason Bartlett, R OBP: 0.340, SLG: 0.327 Luke Hughes, R										3	1	1	1	0	0	1				
Carlos Silva, R OBP: 1.000, SLG: 1.000 28 Jesse Crain, R OBP: 0.286, SLG: 0.313 11 Josh Rabe, R Jeff Manship, R Erik Lutz, L OBP: 1.000, SLG: 1.000 17 Pat Neshek, S 36 Joe Nathan, R										1	1	1	0	0	0	0				
Inning Stats	R: 0 E: 0 K: 1 S: 7	H: 2 LOB: 3 BB: 0 P: 8	R: 2 E: 1 K: 0 S: 8	H: 3 LOB: 2 BB: 0 P: 8	R: 0 E: 0 K: 0 S: 2	H: 0 LOB: 0 BB: 1 P: 6	R: 1 E: 0 K: 0 S: 4	H: 2 LOB: 1 BB: 0 P: 4	R: 0 E: 0 K: 0 S: 3	H: 1 LOB: 0 BB: 0 P: 3	R: 2 E: 1 K: 1 S: 7	H: 2 LOB: 1 BB: 0 P: 7	R: 2 E: 1 K: 1 S: 7	H: 2 LOB: 1 BB: 0 P: 7	R: 3 E: 0 K: 1 S: 8	H: 3 LOB: 1 BB: 1 P: 12		1B: 10 2B: 6 3B: 0 HR: 0	SF: 3 DP: 2 HBP: 1	WP: 0 PB: 0 SB: 1 CS: 0
PITCHER	IP WLS BF H R ER SO BB IBB HBP BLK WP HR S P ERA WHIP																			
61 Bronson Arroyo, R ERA: 2.38	5.0 L 23 7 3 3 1 1 0 1 0 0 0 24 29 5.40 1.600																			
40 Jon Coutlangus, L ERA: 3.12	1.0 0 5 2 2 0 0 0 0 0 0 0 7 7 9.00 2.000																			
56 Todd Coffey, R ERA: 0.9	1.0 5 2 2 1 0 0 0 0 0 0 0 7 7 9.00 2.000																			
50 Dustin Hermanson, R ERA: 2.57	1.0 5 2 2 0 1 0 0 0 0 0 0 7 7 0.00 2.000																			
80 Derrick Lutz, R ERA: 27.0	1.0 7 3 3 3 1 1 0 0 0 0 0 8 12 27.00 4.000																			

AB	36
R	10
H	15
RBI	9
BB	2
SO	4
LOB	23



Batter	1	2	3	4	5	6	7	8	9	AB	R	H	RBI	BB	SO	LOB	BOTTOM				
33 Josh Hamilton, L OBP: 0.455, SLG: 0.544 15 Dewayne Wise, L OBP: 0.270, SLG: 0.286										3	0	1	0	0	0	1	Minnesota Twins @ Cincinnati Reds Ed Smith Stadium, Sarasota, FL Thu Mar 29 2007, 7:05 PM EDT Att. 6,164 - Clear - 82 F				
4 Brandon Phillips, R OBP: 0.369, SLG: 0.714 Caonabo Cosme, R										3	1	1	2	0	1	0					
Scott Hatteberg, L OBP: 0.347, SLG: 0.429 71 Paul Janish, R OBP: 0.293, SLG: 0.270										3	0	1	0	0	1	1					
12 Edwin Encarnación, R OBP: 0.351, SLG: 0.478 56 Todd Coffey, R										3	0	0	0	0	1	2					
50 Dustin Hermanson, R 80 Derrick Lutz, R Luis Bolivar, R										0	0	0	0	0	0	0					
Ken Griffey Jr., L OBP: 0.313, SLG: 0.333 83 Jay Bruce, L OBP: 0.222, SLG: 0.333										3	0	0	0	0	0	1					
Jeff Conine, R OBP: 0.375, SLG: 0.379 16 Bubba Crosby, L OBP: 0.343, SLG: 0.452										1	0	0	0	0	0	0					
2 Alex Gonzalez, R OBP: 0.309, SLG: 0.320 40 Jon Coutlangus, L Javier Valentin, S OBP: 0.304, SLG: 0.238										2	0	1	0	0	0	1					
26 David Ross, R OBP: 0.278, SLG: 0.260 80 Enrique Cruz, R OBP: 0.429, SLG: 0.833										2	0	0	0	1	0	1					
61 Bronson Arroyo, R 9 Juan Castro, R 69 Dan Conway, R OBP: 1.000, SLG: 1.000										0	0	0	0	0	0	0					
Inning Stats	R: 0 E: 0 K: 1 S: 5	H: 0 LOB: 0 BB: 0 P: 5	R: 0 E: 0 K: 0 S: 3	H: 0 LOB: 0 BB: 0 P: 3	R: 0 E: 0 K: 0 S: 4	H: 1 LOB: 1 BB: 0 P: 4	R: 0 E: 0 K: 1 S: 6	H: 1 LOB: 0 BB: 0 P: 6	R: 0 E: 0 K: 0 S: 2	H: 0 LOB: 0 BB: 0 P: 3	R: 2 E: 0 K: 2 S: 9	H: 2 LOB: 1 BB: 0 P: 9	R: 0 E: 0 K: 0 S: 3	R: 0 E: 0 K: 1 S: 5	H: 0 LOB: 1 BB: 1 P: 9	R: 0 E: 0 K: 1 S: 6	H: 1 LOB: 1 BB: 0 P: 6	1B: 2 2B: 2 3B: 0 HR: 1	SF: 0 DP: 1 HBP: 1	WP: 0 PB: 0 SB: 0 CS: 0	PA: 33
PITCHER	IP WLS BF H R ER SO BB IBB HBP BLK WP HR S P ERA WHIP																				
Carlos Silva, R ERA: 8.44	5.0 W 17 7 3 3 2 0 0 0 0 0 0 1 9 9 18.00 2.000																				
26 Jesse Crain, R ERA: 5.0	1.0 H 5 2 2 2 2 0 0 0 0 0 0 1 9 9 18.00 2.000																				
Jeff Manship, R ERA:	1.0 H 3 0 0 0 0 0 0 0 0 0 0 3 3 0.00 0.000																				
17 Pat Neshek, R ERA: 3.72	1.0 4 0 0 0 0 1 1 0 0 0 0 5 9 0.00 1.000																				
36 Joe Nathan, R ERA:	1.0 4 1 0 0 0 1 0 0 0 0 0 6 6 0.00 1.000																				

AB	30
R	2
H	5
RBI	2
BB	1
SO	6
LOB	11



Batter	1	2	3	4	5	6	7	8	9	AB	R	H	RBI	BB	SO	LOB	TOP					
1 Akinori Iwamura, L OBP: 0.279, SLG: 0.273 3 Jorge Velandria, R OBP: 0.400, SLG: 0.520				B1-3				G5-3		3	0	2	1	0	0	0	Tampa Bay Devil Rays @ Cincinnati Reds Ed Smith Stadium, Sarasota, FL Fri Mar 30 2007, 1:05 PM EDT Att: 4,213 - Sunny - 80 F					
Brendan Harris, R OBP: 0.328, SLG: 0.345	E6	G5-3		K		K		F9		5	0	0	0	0	2	4						
Ty Wigginton, R OBP: 0.356, SLG: 0.492 Brent Butler, R OBP: 0.333, SLG: 0.333	L8			F7				P4		3	1	1	0	0	0	2						
14 Greg Norton, S OBP: 0.281, SLG: 0.263 Brooks Badeaux, S	F6			K				G4-6-3		3	1	1	0	0	1	2						
Delmon Young, R OBP: 0.310, SLG: 0.368 61 Dustan Mohr, R OBP: 0.190, SLG: 0.184	G4-3			K				P4		3	0	0	0	0	1	4						
31 Jonny Gomes, R OBP: 0.326, SLG: 0.542 64 Raul Casanova, S OBP: 0.333, SLG: 0.263				P4						2	1	1	1	1	0	0						
30 Dioner Navarro, S OBP: 0.200, SLG: 0.200 Justin Ruggiano, R				K				L6		3	0	0	0	0	2	3						
2 B.J. Upton, R OBP: 0.333, SLG: 0.338 88 Erolid Andrus, S				K				FC5-4		1	0	0	0	0	0	1						
40 Jae Weong Seo, R OBP: 0.200, SLG: 0.200 28 Al Reyes, R				K				G3		2	0	0	0	0	1	4						
3 Jorge Cantu, R OBP: 0.254, SLG: 0.328 22 Shawn Camp, R 47 Gary Glover, R				K						1	0	0	0	0	0	0						
Inning Stats	R: 0 E: 1 K: 0 S: 6	H: 1 LOB: 2 BB: 0 P: 6	R: 1 E: 1 K: 2 S: 9	H: 1 LOB: 2 BB: 1 P: 13	R: 2 E: 0 K: 2 S: 12	H: 4 LOB: 2 BB: 0 P: 12	R: 0 E: 0 K: 1 S: 5	H: 0 LOB: 0 BB: 0 P: 5	R: 0 E: 0 K: 1 S: 5	H: 0 LOB: 0 BB: 0 P: 5	R: 1 E: 0 K: 1 S: 8	H: 2 LOB: 1 BB: 0 P: 8	R: 0 E: 0 K: 0 S: 3	H: 1 LOB: 0 BB: 0 P: 3	R: 0 E: 0 K: 0 S: 5	H: 2 LOB: 3 BB: 0 P: 5	R: 0 E: 0 K: 0 S: 3	H: 0 LOB: 0 BB: 0 P: 3	1B: 11 2B: 0 3B: 0 HR: 0	SF: 0 SAC: 0 DP: 1 HBP: 0	WP: 0 PB: 0 SB: 4 CS: 0	PA: 40
PITCHER	IP WLS BF H R ER SO BB IBB HBP BLK WP HR S P ERA WHIP																					
31 Matt Belisle, R ERA: 2.87 35 Kirk Saarloos, R ERA: 4.32 Rheal Cormier, L ERA: 5.63 25 David Weathers, R ERA: 2.25 29 Mike Stanton, L ERA: 5.14	2.2 W 16 5 3 2 4 1 0 0 0 0 0 0 0 0 0 0 6.75 2.250																					
PITCHER	IP WLS BF H R ER SO BB IBB HBP BLK WP HR S P ERA WHIP																					
51 Jared Burton, R ERA: 4.35	1.0 S 3 0 0 0 0 0 0 0 0 0 0 0 0 0 0 0 0.00 0.429																					

Batter	1	2	3	4	5	6	7	8	9	AB	R	H	RBI	BB	SO	LOB	BOTTOM			
6 Ryan Freel, R OBP: 0.476, SLG: 0.514 15 Dewayne Wise, L OBP: 0.289, SLG: 0.306		F8		FC5-4						3	1	1	0	0	0	1	Tampa Bay Devil Rays @ Cincinnati Reds Ed Smith Stadium, Sarasota, FL Fri Mar 30 2007, 1:05 PM EDT Att: 4,213 - Sunny - 80 F			
Adam Dunn, L OBP: 0.475, SLG: 0.692 16 Bubba Crosby, L OBP: 0.333, SLG: 0.438	B2	K		K				G4-3		2	0	0	0	0	1	1				
4 Brandon Phillips, R OBP: 0.368, SLG: 0.687 80 Enrique Cruz, R OBP: 0.375, SLG: 0.714				K				FC5		3	1	1	0	0	1	2				
Ken Griffey Jr., L OBP: 0.333, SLG: 0.353 Luis Bolivar, R OBP: 0.333, SLG: 0.333				K				K		2	1	1	0	0	1	0				
9 Juan Castro, R OBP: 0.227, SLG: 0.381 Javier Valentin, S OBP: 0.292, SLG: 0.227 29 Mike Stanton, L 51 Jared Burton, R				K				P4		1	1	1	2	1	0	0				
Scott Hatteberg, L OBP: 0.373, SLG: 0.465 83 Jay Bruce, L OBP: 0.273, SLG: 0.364				K				L8		2	0	0	0	0	0	1				
2 Alex Gonzalez, R OBP: 0.316, SLG: 0.327 71 Paul Janish, R OBP: 0.302, SLG: 0.282				K				G3		1	1	1	1	1	0	0				
23 Chad Moeller, R OBP: 0.371, SLG: 0.452	G4-6-3			K				G3		2	0	1	0	0	0	1				
31 Matt Belisle, R 35 Kirk Saarloos, R Rheal Cormier, L 33 Josh Hamilton, L 25 David Weathers, R Chris Valaika, R				K				G3		2	0	1	1	0	0	1				
Inning Stats	R: 5 E: 0 K: 0 S: 8	H: 6 LOB: 0 BB: 0 P: 8	R: 0 E: 0 K: 2 S: 7	H: 0 LOB: 0 BB: 0 P: 7	R: 0 E: 0 K: 2 S: 7	H: 0 LOB: 2 BB: 2 P: 15	R: 0 E: 0 K: 0 S: 4	H: 1 LOB: 2 BB: 0 P: 5	R: 0 E: 0 K: 1 S: 6	H: 1 LOB: 0 BB: 0 P: 6	R: 0 E: 0 K: 1 S: 6	H: 1 LOB: 2 BB: 1 P: 10	R: 0 E: 0 K: 0 S: 4	H: 1 LOB: 1 BB: 0 P: 4	R: 0 E: 0 K: 0 S: 3	H: 1 LOB: 0 BB: 0 P: 3		1B: 9 2B: 3 3B: 0 HR: 0	SF: 0 SAC: 0 DP: 2 HBP: 1	WP: 0 PB: 0 SB: 0 CS: 1
PITCHER	IP WLS BF H R ER SO BB IBB HBP BLK WP HR S P ERA WHIP																			
40 Jae Weong Seo, R ERA: 3.6 28 Al Reyes, R ERA: 1.3 22 Shawn Camp, R ERA: 0.84 47 Gary Glover, R ERA: 2.93	4.0 L 21 7 5 5 4 2 0 0 0 0 0 0 0 0 0 0 0.00 1.000																			
PITCHER	IP WLS BF H R ER SO BB IBB HBP BLK WP HR S P ERA WHIP																			
28 Al Reyes, R 22 Shawn Camp, R 47 Gary Glover, R	1.0 3 1 0 0 1 0 0 0 0 0 0 0 6 6 0.00 1.000																			
22 Shawn Camp, R 47 Gary Glover, R	1.0 5 1 0 0 1 1 0 0 0 0 0 0 6 10 0.00 2.000																			
47 Gary Glover, R ERA: 2.93	2.0 7 2 0 0 0 0 0 0 0 0 0 0 7 7 0.00 1.000																			



Batter	1	2	3	4	5	6	7	8	9	AB	R	H	RBI	BB	SO	LOB	TOP										
Tyrell Godwin, L OBP: 0.300, SLG: 0.444 Jeremiah Piepork, R OBP: 1.000, SLG: 2.000										3	0	1	0	0	1	2											
46 Mark Bellhorn, S OBP: 0.377, SLG: 0.302 Aaron Herr, R										3	0	0	0	0	2	1											
Joey Votto, L OBP: 0.459, SLG: 0.429 Michael Griffin, R										3	0	2	0	0	0	0											
Earl Snyder, R Craig Tatum, R										3	0	0	0	0	1	3											
16 Bubba Crosby, L OBP: 0.316, SLG: 0.412 80 Jeff Bannon, R OBP: 0.333, SLG: 0.667										2	0	0	0	0	0	2											
83 Jay Bruce, L OBP: 0.200, SLG: 0.267										4	0	0	0	0	2	1											
Jesse Gutierrez, R										3	0	0	0	0	0	0											
69 Dan Conway, R OBP: 0.667, SLG: 0.667 J.C. Boscan, R										2	0	1	0	0	0	0											
68 Anderson Machado, S OBP: 0.321, SLG: 0.273										2	0	0	0	1	0	0											
Inning Stats	R: 0 E: 0 K: 1 S: 7	H: 2 LOB: 2 BB: 0 P: 7	R: 0 E: 0 K: 0 S: 5	H: 1 LOB: 2 BB: 1 P: 9	R: 0 E: 0 K: 2 S: 7	H: 1 LOB: 0 BB: 0 P: 7	R: 0 E: 0 K: 1 S: 5	H: 0 LOB: 0 BB: 0 P: 5	R: 0 E: 0 K: 1 S: 5	H: 0 LOB: 0 BB: 0 P: 5	R: 0 E: 0 K: 0 S: 3	H: 0 LOB: 0 BB: 0 P: 3	R: 0 E: 0 K: 1 S: 5	H: 0 LOB: 0 BB: 0 P: 5	R: 0 E: 0 K: 1 S: 6	H: 1 LOB: 1 BB: 0 P: 6	R: 0 E: 0 K: 2 S: 8	H: 1 LOB: 1 BB: 0 P: 8	1B: 4 2B: 2 3B: 0 HR: 0	SF: 0 SAC: 0 DP: 0 HBP: 0	WP: 0 PB: 0 SB: 1 CS: 1	PA: 33					
PITCHER	IP	WLS	BF	H	R	ER	SO	BB	IBB	HBP	BLK	WP	HR	S	P	ERA	WHIP										
Josh Towers, R ERA: 2.45	6.0	W	22	4	0	0	5	1	0	0	0	0	0	32	36	0.00	0.833										
44 Casey Janssen, R ERA: 1.94	1.0	H	3	0	0	0	1	0	0	0	0	0	0	5	5	0.00	0.000										
28 Shaun Marcum, R ERA: 4.61	0.2	H	2	0	0	0	0	0	0	0	0	0	0	2	2	0.00	0.000										
37 Scott Downs, L ERA: 2.61	0.1	H	2	1	0	0	1	0	0	0	0	0	0	4	4	0.00	3.000										
52 B.J. Ryan, L ERA: 6.75	1.0	S	4	1	0	0	2	0	0	0	0	0	0	8	8	0.00	1.000										

Cincinnati Reds @ Toronto Blue Jays
Knology Park, Dunedin, FL
Sat Mar 31 2007, 1:05 PM EDT
Att: 2,314 - Sunny - 75 F

AB 32
R 0
H 6
RBI 0
BB 1
SO 9
LOB 10



Batter	1	2	3	4	5	6	7	8	9	AB	R	H	RBI	BB	SO	LOB	BOTTOM										
3 Reed Johnson, R OBP: 0.449, SLG: 0.750 73 Cory Patton, L OBP: 0.429, SLG: 0.714										2	0	1	0	0	0	2											
17 Lyle Overbay, L OBP: 0.317, SLG: 0.294 Matt Stairs, L OBP: 0.400, SLG: 0.419 Anthony Hatch, L OBP: 0.500, SLG: 0.500										2	0	0	0	0	1	3											
10 Vernon Wells, R OBP: 0.364, SLG: 0.608 Dustin Majewski, L OBP: 0.400, SLG: 0.400										2	0	0	0	0	0	1											
Frank Thomas, R OBP: 0.378, SLG: 0.500 67 John-Ford Griffin, L OBP: 0.289, SLG: 0.542										2	0	1	0	0	0	0											
25 Troy Glaus, R OBP: 0.220, SLG: 0.368 Jason Smith, L OBP: 0.345, SLG: 0.592										2	0	0	0	0	1	1											
15 Alex Rios, R OBP: 0.327, SLG: 0.462 43 Kevin Barker, L OBP: 0.231, SLG: 0.292										2	0	1	1	0	0	0											
9 Gregg Zaun, S OBP: 0.392, SLG: 0.381 Jason Phillips, R OBP: 0.196, SLG: 0.149										0	0	0	0	1	0	0											
2 Aaron Hill, R OBP: 0.340, SLG: 0.388 Ryan Kosterman, R OBP: 0.286, SLG: 0.286										2	0	1	0	0	0	0											
Royce Clayton, R OBP: 0.143, SLG: 0.149 6 John McDonald, R OBP: 0.314, SLG: 0.244 Manny Mayerson, R										0	0	0	0	0	0	0											
Inning Stats	R: 0 E: 0 K: 1 S: 5	H: 1 LOB: 0 BB: 0 P: 5	R: 0 E: 0 K: 0 S: 3	H: 0 LOB: 0 BB: 0 P: 3	R: 0 E: 0 K: 1 S: 6	H: 1 LOB: 2 BB: 1 P: 10	R: 1 E: 0 K: 1 S: 7	H: 2 LOB: 1 BB: 0 P: 7	R: 0 E: 0 K: 1 S: 5	H: 0 LOB: 0 BB: 0 P: 5	R: 0 E: 0 K: 1 S: 5	H: 1 LOB: 0 BB: 0 P: 5	R: 0 E: 0 K: 2 S: 7	H: 0 LOB: 0 BB: 0 P: 7	R: 0 E: 0 K: 0 S: 4	H: 1 LOB: 0 BB: 0 P: 4	R: 0 E: 0 K: 0 S: 4	H: 1 LOB: 0 BB: 0 P: 4	1B: 5 2B: 2 3B: 0 HR: 0	SF: 0 SAC: 0 DP: 2 HBP: 0	WP: 0 PB: 0 SB: 1 CS: 2	PA: 29					
PITCHER	IP	WLS	BF	H	R	ER	SO	BB	IBB	HBP	BLK	WP	HR	S	P	ERA	WHIP										
Bobby Livingston, L ERA: 1.02	3.0		11	2	0	0	2	1	0	0	0	0	0	14	18	0.00	1.000										
64 Tom Shearn, R ERA: 2.57	4.0	L	13	3	1	1	5	0	0	0	0	0	0	24	24	2.25	0.750										
74 Jason Kershner, L ERA: 3.0	1.0		3	1	0	0	0	0	0	0	0	0	0	4	4	0.00	1.000										

Cincinnati Reds @ Toronto Blue Jays
Knology Park, Dunedin, FL
Sat Mar 31 2007, 1:05 PM EDT
Att: 2,314 - Sunny - 75 F

AB 26
R 1
H 6
RBI 1
BB 1
SO 7
LOB 11



Batter	1	2	3	4	5	6	7	8	9	AB	R	H	RBI	BB	SO	LOB	TOP										
12 Alfonso Soriano, R (1.8) OBP: 0.250, SLG: 0.250	G1-3		1B		L7		F9			4	0	1	0	0	0	0	Chicago Cubs @ Cincinnati Reds Great American Ball Park, Cincinnati, OH Mon Apr 02 2007, 2:10 PM EDT Att: 42,720 - Sunny - 72 F										
19 Matt Murton, R (1.7) OBP: 0.250, SLG: 0.250	K		K		25 E 1B			K		4	1	1	0	0	3	2											
25 Derrek Lee, R (1.3) OBP: 0.750, SLG: 0.667	CS				F8		E8	16 G5-3 1B		3	0	2	0	1	0	0											
16 Aramis Ramirez, R (1.5) OBP: 0.250, SLG: 0.250	CS	F8		WP 1B	G5-3			G5-3		4	0	1	0	0	0	2											
Jacque Jones, L (1.9) OBP: 0.250, SLG: 0.250		G4-3		WP 1B			G4-3	G6-3		4	0	1	0	0	0	1											
Michael Barrett, R (1.2)		F9		F9			F8		F8	4	0	0	0	0	0	2											
Mark DeRosa, R (1.4) OBP: 0.667, SLG: 0.500			12 1B						P4	2	0	1	0	1	0	0											
48 Neal Cotts, L (6.1)										0	0	0	0	0	0	0											
43 Michael Wuerztz, R (7.1)										0	0	0	0	0	0	0											
13 Will Ohman, L (8.1)										0	0	0	0	0	0	0											
15 Cliff Floyd, L (9, PH)										1	0	0	0	0	0	0											
Cesar Izturis, S (1.6) OBP: 0.250, SLG: 0.250			F7		P6		F8	2 FC6-4 1B		4	0	1	0	0	0	4											
38 Carlos Zambrano, S (1.1)										2	0	0	0	0	2	1											
2 Ryan Theriot, R (6.4)			K				K	FC6-4		2	0	0	0	0	1	1											
Inning Stats	R: 0 E: 0 K: 1 S: 8	H: 0 LOB: 0 BB: 1 P: 14	R: 0 E: 0 K: 0 S: 7	H: 0 LOB: 0 BB: 0 P: 11	R: 0 E: 0 K: 2 S: 16	H: 2 LOB: 2 BB: 0 P: 22	R: 0 E: 0 K: 0 S: 19	H: 2 LOB: 3 BB: 1 P: 31	R: 1 E: 0 K: 1 S: 13	H: 2 LOB: 1 BB: 0 P: 18	R: 0 E: 0 K: 0 S: 5	H: 0 LOB: 0 BB: 0 P: 6	R: 0 E: 0 K: 1 S: 7	H: 0 LOB: 0 BB: 0 P: 10	R: 0 E: 0 K: 1 S: 8	H: 1 LOB: 1 BB: 0 P: 13	R: 0 E: 0 K: 0 S: 7	H: 1 LOB: 1 BB: 0 P: 9	1B: 8 2B: 0 3B: 0 HR: 0	SF: 0 SAC: 0 DP: 0 HBP: 0	WP: 1 PB: 0 SB: 0 CS: 1	PA: 37					
PITCHER	IP	WLS	BF	H	R	ER	SO	BB	IBB	HBP	BLK	WP	HR	S	P	ERA	WHIP										
39 Aaron Harang, R (1.1) ERA: 9.0	7.0	W	28	6	1	0	5	2	0	0	0	1	0	75	112	0.00	1.143										
35 Kirk Saarloos, R (8.1) ERA:	1.0		4	1	0	0	1	0	0	0	0	0	0	8	13	0.00	1.000										
25 David Weathers, R (9.1) ERA:	1.0		4	1	0	0	0	0	0	0	0	0	0	7	9	0.00	1.000										

Batter	1	2	3	4	5	6	7	8	9	AB	R	H	RBI	BB	SO	LOB	BOTTOM										
6 Ryan Freel, R (1.8) OBP: 0.600, SLG: 0.750	HR BB		1B	G4-3		2B		K2-3		4	1	2	0	1	1	1	Chicago Cubs @ Cincinnati Reds Great American Ball Park, Cincinnati, OH Mon Apr 02 2007, 2:10 PM EDT Att: 42,720 - Sunny - 72 F										
Adam Dunn, L (1.7) OBP: 0.600, SLG: 2.000	HR		HR		1B 4 HBP 12 FC5-2 BB	F8		K		4	2	2	3	1	1	1											
25 David Weathers, R (9.1)										0	0	0	0	0	0	0											
4 Brandon Phillips, R (1.4)	K		12 FC5 WP BB		12 FC5-2 BB HBP	P3				2	1	0	0	1	1	1											
Ken Griffey Jr., L (1.9) OBP: 0.750, SLG: 0.667	1B		12 FC5 BB		BB 2 SF7 1B		F8			3	1	2	0	1	0	0											
12 Edwin Encarnación, R (1.5) OBP: 0.250, SLG: 0.250	F7		FC5		FC5-2 BB		2 BB 1B			4	0	1	0	0	0	6											
Scott Hatteberg, L (1.3)	G4-3		G4-3		1-2 2-3 3-H BB		2-0 F7			3	0	0	1	1	0	4											
2 Alex Gonzalez, R (1.6) OBP: 0.500, SLG: 0.500		F7		39 SH1-4 1B	SF7		1-2 BB			2	0	1	1	1	0	0											
26 David Ross, R (1.2)		G5-3		1 SAFE 2-1 SAFE BB SAFE	F9		2-3 K			4	0	0	0	0	2	5											
39 Aaron Harang, R (1.1) ERA: 9.0		G6-3		0-1 SH1-4			0-3 K			2	0	0	0	0	1	0											
35 Kirk Saarloos, R (8.1) ERA:										0	0	0	0	0	0	0											
33 Josh Hamilton, L (9.7) ERA:										1	0	0	0	0	0	0											
Inning Stats	R: 2 E: 0 K: 1 S: 11	H: 2 LOB: 1 BB: 1 P: 20	R: 0 E: 0 K: 0 S: 9	H: 0 LOB: 0 BB: 0 P: 14	R: 1 E: 0 K: 0 S: 9	H: 2 LOB: 2 BB: 2 P: 21	R: 0 E: 0 K: 0 S: 7	H: 1 LOB: 1 BB: 0 P: 12	R: 2 E: 0 K: 1 S: 10	H: 1 LOB: 2 BB: 2 P: 25	R: 0 E: 0 K: 1 S: 10	H: 1 LOB: 0 BB: 1 P: 13	R: 0 E: 0 K: 1 S: 12	H: 1 LOB: 2 BB: 1 P: 25	R: 0 E: 0 K: 2 S: 8	H: 0 LOB: 0 BB: 0 P: 10		1B: 5 2B: 1 3B: 0 HR: 2	SF: 1 SAC: 1 DP: 0 HBP: 1	WP: 1 PB: 0 SB: 0 CS: 0	PA: 38						
PITCHER	IP	WLS	BF	H	R	ER	SO	BB	IBB	HBP	BLK	WP	HR	S	P	ERA		WHIP									
38 Carlos Zambrano, R (1.1) ERA: 9.0	5.0	L	26	6	5	2	5	5	0	1	0	0	0	19	29	0.00	1.200										
48 Neal Cotts, L (6.1) ERA:	1.2		7	2	0	0	1	0	0	0	0	0	0	3	9	0.00	3.000										
43 Michael Wuerztz, R (7.1) ERA:	0.1		2	0	0	0	1	1	0	0	0	0	0	8	10	0.00	0.000										
13 Will Ohman, L (8.1) ERA:	1.0		3	0	0	0	2	0	0	0	0	0	0	8	10	0.00	0.000										



Batter	1	2	3	4	5	6	7	8	9	AB	R	H	RBI	BB	SO	LOB	TOP					
12 Alfonso Soriano, R (1.8) OBP: 0.333, SLG: 0.375										4	0	1	0	1	1	2	Chicago Cubs @ Cincinnati Reds Great American Ball Park, Cincinnati, OH Wed Apr 04 2007, 7:10 PM EDT Att: 25,965 - Cloudy - 39 F					
Jacque Jones, L (1.9) OBP: 0.222, SLG: 0.125										4	0	0	0	1	1	1						
25 Derrek Lee, R (1.3) OBP: 0.556, SLG: 0.429										4	1	1	0	1	3	2						
16 Aramis Ramirez, R (1.5) OBP: 0.444, SLG: 0.444										5	2	3	0	0	0	2						
15 Cliff Floyd, L (1.7) OBP: 0.250, SLG: 0.250 2 Ryan Theriot, R (8, PH) (8, 7)										3	1	1	0	0	0	2						
Michael Barrett, R (1.2)										3	0	0	0	1	2	2						
Mark DeRosa, R (1.4) OBP: 0.571, SLG: 0.500										4	0	2	2	0	1	0						
Cesar Izturis, S (1.6) OBP: 0.375, SLG: 0.286										3	0	1	1	1	0	2						
30 Ted Lilly, L (1.1) Bob Howry, L (8, 1) 32 Daryle Ward, L (9, PH) 5 Ronny Cedeno, R (9, PR) 46 Ryan Dempster, R (9, 1)										3	0	0	1	0	2	3						
Inning Stats	R: 0 E: 0 K: 1 S: 14	H: 1 LOB: 2 BB: 1 P: 23	R: 0 E: 0 K: 2 S: 8	H: 0 LOB: 1 BB: 1 P: 13	R: 0 E: 0 K: 2 S: 8	H: 0 LOB: 0 BB: 0 P: 14	R: 2 E: 0 K: 1 S: 12	H: 4 LOB: 2 BB: 0 P: 19	R: 0 E: 0 K: 1 S: 6	H: 0 LOB: 0 BB: 0 P: 7	R: 0 E: 0 K: 1 S: 7	H: 0 LOB: 0 BB: 0 P: 11	R: 0 E: 0 K: 1 S: 10	H: 1 LOB: 1 BB: 0 P: 12	R: 2 E: 0 K: 0 S: 9	H: 3 LOB: 1 BB: 1 P: 20		R: 0 E: 0 K: 1 S: 8	H: 0 LOB: 2 BB: 3 P: 20	1B: 8 2B: 1 3B: 0 HR: 0	SF: 0 SAC: 1 DP: 1 HBP: 0	WP: 1 PB: 0 SB: 0 CS: 1
PITCHER	IP WLS BF H R ER SO BB IBB HBP BLK WP HR S P ERA WHIP																					
61 Bronson Arroyo, R (1.1) ERA: 5.14	7.0 L 31 8 4 4 9 2 0 0 0 0 0 0 0 70 108 5.14 1.429																					
29 Mike Stanton, L (8, 1) ERA:	0.1 2 0 0 0 0 0 1 0 0 0 0 0 1 7 0.00 0.000																					
56 Todd Coffey, R (8, 1) ERA:	0.2 2 1 0 0 0 0 0 0 0 0 0 0 3 4 0.00 1.500																					
51 Jared Burton, R (9, 1) ERA:	0.1 3 0 0 0 0 3 0 0 0 1 0 4 16 0.00 9.000																					
Victor Santos, R (9, 1) ERA:	0.2 2 0 0 0 1 0 0 0 0 0 0 4 4 0.00 0.000																					

AB 33
R 4
H 9
RBI 4
BB 6
SO 10
LOB 16



Batter	1	2	3	4	5	6	7	8	9	AB	R	H	RBI	BB	SO	LOB	BOTTOM					
6 Ryan Freel, R (1.8) OBP: 0.333, SLG: 0.375										4	1	0	0	0	3	1	Chicago Cubs @ Cincinnati Reds Great American Ball Park, Cincinnati, OH Wed Apr 04 2007, 7:10 PM EDT Att: 25,965 - Cloudy - 39 F					
4 Brandon Phillips, R (1.4)										4	0	0	0	0	0	1						
Adam Dunn, L (1.7) OBP: 0.444, SLG: 1.125										4	0	1	1	0	1	0						
12 Edwin Encarnación, R (1.5) OBP: 0.286, SLG: 0.167										2	0	0	0	1	2	0						
Ken Griffey Jr., L (1.9) OBP: 0.625, SLG: 0.500										3	0	1	0	1	0	3						
Jeff Conine, R (1.3)										4	0	0	0	0	1	3						
2 Alex Gonzalez, R (1.6) OBP: 0.286, SLG: 0.200										3	0	0	0	0	1	2						
26 David Ross, R (1.2)										3	0	0	0	0	2	1						
61 Bronson Arroyo, R (1.1) ERA: 5.14 29 Mike Stanton, L (8, 1) 56 Todd Coffey, R (8, 1) Scott Hatteberg, L (8, PH) 51 Jared Burton, R (9, 1) Victor Santos, R (9, 1)										2	0	1	0	0	1	0						
Inning Stats	R: 0 E: 0 K: 1 S: 9	H: 0 LOB: 0 BB: 0 P: 13	R: 0 E: 0 K: 1 S: 8	H: 0 LOB: 1 BB: 1 P: 14	R: 0 E: 0 K: 3 S: 13	H: 0 LOB: 0 BB: 0 P: 17	R: 0 E: 0 K: 1 S: 8	H: 0 LOB: 0 BB: 0 P: 9	R: 0 E: 0 K: 2 S: 10	H: 1 LOB: 1 BB: 0 P: 15	R: 1 E: 1 K: 0 S: 13	H: 2 LOB: 2 BB: 0 P: 17	R: 0 E: 0 K: 1 S: 9	H: 0 LOB: 0 BB: 0 P: 16	R: 0 E: 0 K: 1 S: 7	H: 0 LOB: 0 BB: 0 P: 11		R: 0 E: 0 K: 1 S: 7	H: 0 LOB: 1 BB: 1 P: 14	1B: 3 2B: 0 3B: 0 HR: 0	SF: 0 SAC: 0 DP: 0 HBP: 0	WP: 0 PB: 0 SB: 1 CS: 0
PITCHER	IP WLS BF H R ER SO BB IBB HBP BLK WP HR S P ERA WHIP																					
30 Ted Lilly, L (1.1) ERA: 1.29	1.0 H 3 0 0 0 1 0 0 0 0 0 0 7 11 0.00 0.000																					
Bob Howry, R (8, 1) ERA:	1.0 S 4 0 0 0 1 1 0 0 0 0 0 7 14 0.00 1.000																					

AB 30
R 1
H 3
RBI 1
BB 2
SO 11
LOB 11



Batter	1	2	3	4	5	6	7	8	9	AB	R	H	RBI	BB	SO	LOB	TOP		
12 Alfonso Soriano, R OBP: 0.286, SLG: 0.308	F8	G5-3			F9		1B		K	5	0	1	0	0	1	1	Chicago Cubs @ Cincinnati Reds Great American Ball Park, Cincinnati, OH Thu Apr 05 2007, 12:35 PM EDT Att: 25,070 - Overcast - 35 F		
19 Matt Murton, R OBP: 0.375, SLG: 0.286 2 Ryan Theriot, R (7, PR) (7, 7)	F9		G5-3		BB		1B		P3	3	1	1	0	1	0	0			
25 Derrek Lee, R OBP: 0.429, SLG: 0.333	1B		P5		K		FC5		G5-3	5	0	1	0	0	1	2			
16 Aramis Ramirez, R OBP: 0.538, SLG: 0.615	1B		1B		E9		G6-3			4	0	3	1	0	0	1			
Jacque Jones, L OBP: 0.154, SLG: 0.083	F7		P5		G3				F7	4	0	0	0	0	0	4			
Michael Barrett, R (1, 2)		F9		L8		P6		K		4	0	0	0	0	1	0			
Mark DeRosa, R OBP: 0.636, SLG: 0.889		HR		F9		1B		E		3	1	2	1	1	0	0			
Cesar Izturis, S OBP: 0.417, SLG: 0.545		2B		2B		K		E7		4	0	2	0	0	1	2			
Jason Marquis, L Bob Howry, L 13 Will Ohman, L 37 Angel Guzman, R 15 Cliff Floyd, L 5 Ronny Cedeno, R 47 Scott Eyre, L		K		G4-3		G6-3		P5		3	0	0	0	0	1	3			
Inning Stats	R: 0 E: 0 K: 0 S: 13	H: 2 LOB: 2 BB: 0 P: 17	R: 1 E: 0 K: 1 S: 14	H: 2 LOB: 1 BB: 0 P: 17	R: 0 E: 0 K: 0 S: 11	H: 1 LOB: 1 BB: 0 P: 18	R: 0 E: 0 K: 0 S: 9	H: 1 LOB: 1 BB: 0 P: 12	R: 1 E: 1 K: 1 S: 11	H: 1 LOB: 1 BB: 1 P: 18	R: 0 E: 0 K: 1 S: 12	H: 2 LOB: 1 BB: 0 P: 21	R: 0 E: 1 K: 1 S: 8	H: 0 LOB: 2 BB: 1 P: 16	R: 0 E: 0 K: 1 S: 6	H: 0 LOB: 0 BB: 0 P: 8		1B: 6 2B: 3 3B: 0 HR: 1	SF: 0 SAC: 0 DP: 0 HBP: 0
PITCHER	IP WLS BF H R ER SO BB IBB HBP BLK WP HR S P ERA WHIP	IP WLS BF H R ER SO BB IBB HBP BLK WP HR S P ERA WHIP																	
Kyle Lohse, R ERA: 2.84	6.1	29	10	2	2	3	1	0	0	0	0	0	0	0	0	0	2.84	1.737	
Victor Santos, R ERA:	0.2	W	2	0	0	0	0	0	0	0	0	0	0	5	11	0.00	0.000		
Rheal Cormier, L ERA:	0.1	H	1	0	0	0	0	0	0	0	0	0	0	2	2	0.00	0.000		
35 Kirk Saarloos, R ERA:	0.1	H	3	0	0	0	1	0	0	0	0	0	0	5	11	0.00	3.000		
29 Mike Stanton, L ERA:	0.1	H	1	0	0	0	0	0	0	0	0	0	0	1	3	0.00	0.000		

Batter	1	2	3	4	5	6	7	8	9	AB	R	H	RBI	BB	SO	LOB	BOTTOM		
6 Ryan Freel, R OBP: 0.385, SLG: 0.300	G4-3		F9				BB			2	0	0	0	2	0	1	Chicago Cubs @ Cincinnati Reds Great American Ball Park, Cincinnati, OH Thu Apr 05 2007, 12:35 PM EDT Att: 25,070 - Overcast - 35 F		
Adam Dunn, L OBP: 0.462, SLG: 0.909	1B		G4-3		K		BB			3	0	1	0	1	1	2			
4 Brandon Phillips, R OBP: 0.250, SLG: 0.100	G3-6-3		G1-3		1B		L7			4	1	1	0	0	0	3			
Ken Griffey Jr., L OBP: 0.417, SLG: 0.300	F7		G1-3		F8		K			4	0	0	0	0	1	1			
12 Edwin Encarnación, R OBP: 0.364, SLG: 0.222 Chad Moeller, R (9, 2)	F8		1B		F8		HR			3	1	1	1	1	0	0			
Scott Hatteberg, L OBP: 0.333, SLG: 0.625	G6-3		F9		G4-3		1B		HR	4	2	2	2	0	0	1			
2 Alex Gonzalez, R OBP: 0.300, SLG: 0.250			1B		G5-3		SH5-4		K	3	0	1	0	0	1	0			
Javier Valentin, S OBP: 0.500, SLG: 0.667 25 David Weathers, R (9, 1)	P5		P5		BB		G4-3			3	0	1	0	1	0	2			
Kyle Lohse, R Victor Santos, R Jeff Conine, R Rheal Cormier, L 35 Kirk Saarloos, R 29 Mike Stanton, L 9 Juan Castro, R	SH1-4		SH1-4		SH2-4		WP		L9	0	0	0	0	0	0	0			
Inning Stats	R: 0 E: 0 K: 0 S: 4	H: 1 LOB: 0 BB: 0 P: 6	R: 0 E: 0 K: 0 S: 10	H: 0 LOB: 0 BB: 0 P: 17	R: 0 E: 0 K: 0 S: 6	H: 1 LOB: 1 BB: 0 P: 10	R: 1 E: 0 K: 0 S: 10	H: 2 LOB: 1 BB: 0 P: 15	R: 0 E: 0 K: 1 S: 9	H: 0 LOB: 2 BB: 2 P: 20	R: 0 E: 0 K: 0 S: 12	H: 0 LOB: 0 BB: 0 P: 14	R: 2 E: 0 K: 0 S: 11	H: 2 LOB: 2 BB: 2 P: 23	R: 2 E: 0 K: 2 S: 12	H: 2 LOB: 1 BB: 1 P: 22		1B: 6 2B: 1 3B: 0 HR: 1	SF: 0 SAC: 3 DP: 1 HBP: 0
PITCHER	IP WLS BF H R ER SO BB IBB HBP BLK WP HR S P ERA WHIP	IP WLS BF H R ER SO BB IBB HBP BLK WP HR S P ERA WHIP																	
Jason Marquis, L ERA: 1.5	6.0	23	4	1	1	1	2	0	0	0	0	0	0	7	14	13.50	4.500		
Bob Howry, R ERA: 5.4	0.2	L	5	2	2	1	1	0	0	0	0	0	0	7	14	13.50	4.500		
13 Will Ohman, L ERA:	0.0	1	0	0	0	0	1	0	0	0	0	0	0	2	6	∞	∞		
37 Angel Guzman, R ERA:	0.1	1	0	0	0	0	0	0	0	0	0	0	0	2	3	0.00	0.000		
47 Scott Eyre, L ERA: 18.0	1.0	6	2	2	2	2	1	0	0	0	0	1	12	22	18.00	3.000			

Batter	1	2	3	4	5	6	7	8	9	AB	R	H	RBI	BB	SO	LOB	TOP			
6 Chris Duffy, L (1,8) OBP: 0.263, SLG: 0.278	1-1 F8 26 1B	0-2 G4-3			1-0 P6			1-3 K		4	1	1	0	0	1	1				
2 Jack Wilson, R (1,6) OBP: 0.412, SLG: 0.471	1-2 26 1B		3-2 F8			0-2 G6-3		1-2 P4		4	0	1	0	0	0	0				
Jason Bay, R (1,7) OBP: 0.222, SLG: 0.353	1-1 F8		1-1 F9			0-0 G6-3			1-1 G4-3	4	0	0	0	0	0	2				
25 Adam LaRoche, L (1,3) OBP: 0.222, SLG: 0.067	2-2 P4		3-3 K			4-2 BB			1-3 K	3	0	0	0	1	2	2				
26 Ronny Paulino, R (1,2) OBP: 0.167, SLG: 0.222	2-2 1B			1-2 G6-3		3-1 P4			3-3 K	4	0	1	1	0	1	1				
Xavier Nady, R (1,9) OBP: 0.313, SLG: 0.733	0-3 K		1-3 K				1-2 F7			3	0	0	0	0	2	2				
José Bautista, R (1,5)		3-2 2B		3-2 F8			3-2 G6-3			3	0	1	0	0	0	0				
Jose Castillo, R (1,4) OBP: 0.071, SLG: 0.071		0-3 K			1-1 G4-3			3-3 K		3	0	0	0	0	2	1				
28 Paul Maholm, L (1,1)		1-3 K			1-3 K			1-3 K		2	0	0	0	0	2	1				
37 John Wasdin, R (6,1)										0	0	0	0	0	0	0				
36 Juan Pablo Perez, R (6,1)										0	0	0	0	0	0	0				
41 Ryan Doumit, S (8,PH)										1	0	0	0	0	1	0				
Damaso Marte, L (8,1)										0	0	0	0	0	0	0				
Inning Stats	R: 1 E: 0 K: 1 S: 20	H: 3 LOB: 2 BB: 0 P: 27	R: 0 E: 0 K: 2 S: 12	H: 1 LOB: 1 BB: 0 P: 16	R: 0 E: 0 K: 1 S: 9	H: 0 LOB: 0 BB: 0 P: 16	R: 0 E: 0 K: 1 S: 14	H: 0 LOB: 0 BB: 0 P: 19	R: 0 E: 0 K: 1 S: 6	H: 0 LOB: 1 BB: 1 P: 9	R: 0 E: 0 K: 1 S: 11	H: 0 LOB: 0 BB: 0 P: 18	R: 0 E: 0 K: 2 S: 9	H: 0 LOB: 0 BB: 0 P: 12	R: 0 E: 0 K: 2 S: 8	H: 0 LOB: 0 BB: 0 P: 13	1B: 3 2B: 1 3B: 0 HR: 0	SF: 0 SAC: 0 DP: 0 HBP: 0	WP: 0 PB: 0 SB: 0 CS: 0	PA: 32
PITCHER	IP WLS BF H R ER SO BB IBB HBP BLK WP HR S P ERA WHIP																			
31 Matt Belisle, R (1,1) ERA: 1.5	6.0 W 23 4 1 1 6 1 0 0 0 0 0 0 72 105 1.50 0.833																			
56 Todd Coffey, L (7,1) ERA:	1.0 H 3 0 0 0 1 0 0 0 0 0 0 0 11 18 0.00 0.000																			
29 Mike Stanton, L (8,1) ERA:	1.0 3 0 0 0 2 0 0 0 0 0 0 0 9 12 0.00 0.000																			
35 Kirk Saarloos, R (9,1) ERA:	1.0 3 0 0 0 2 0 0 0 0 0 0 0 8 13 0.00 0.000																			

Pittsburgh Pirates @ Cincinnati Reds
Great American Ball Park, Cincinnati, OH
Fri Apr 06 2007, 7:10 PM EDT
Att: 17,837 - Overcast - 36 F

AB 31
R 1
H 4
RBI 1
BB 1
SO 11
LOB 10



Batter	1	2	3	4	5	6	7	8	9	AB	R	H	RBI	BB	SO	LOB	BOTTOM	
6 Ryan Freel, R (1,8) OBP: 0.353, SLG: 0.357	1-1 G5-3	2-2 G6-3		2-1 G6-3			3-1 S E 2B			4	1	1	0	0	0	2		
4 Brandon Phillips, R (1,4) OBP: 0.250, SLG: 0.357	0-2 HR		2-0 F8	0-2 P4		0-0 P6				4	1	1	1	0	0	1		
Adam Dunn, L (1,7) OBP: 0.412, SLG: 0.733	3-1 12 BB		3-2 F8		1-1 G3		3-3 K			4	0	1	0	0	1	0		
29 Mike Stanton, L (8,1)										0	0	0	0	0	0	0		
35 Kirk Saarloos, R (9,1)										0	0	0	0	0	0	0		
12 Edwin Encarnación, R (1,5) OBP: 0.400, SLG: 0.250	4-2 FC5-4		3-1 1B HR		0-1 F9		2-1 P4			3	1	1	0	1	0	0		
Ken Griffey Jr., L (1,9) OBP: 0.438, SLG: 0.308	1-2 F8		0-0 HR		1-2 L8			4-0 2E 26 SF8 2B		3	2	1	0	1	0	2		
Jeff Conine, R (1,3) OBP: 0.333, SLG: 0.889	1-1 FC5-4		1-0 HR			1-1 3B		3-1 P6		4	1	2	3	0	0	3		
2 Alex Gonzalez, R (1,6) OBP: 0.429, SLG: 0.364		4-2 26 1B BB		1-2 1B		0-2 P5		1-1 E8		3	0	2	0	1	0	1		
26 David Ross, R (1,2) OBP: 0.091, SLG: 0.100		0-1 6 G6-3		2-0 L8		1-1 P4		2-2 SF8		3	0	1	1	0	0	2		
31 Matt Belisle, R (1,1)		0-3 1B		1-3 K			3-2 G5-3		3-H 0-2 K	2	0	0	0	0	2	2		
Javier Valentin, S (6,PH)										1	0	0	0	0	0	1		
56 Todd Coffey, R (7,1)										0	0	0	0	0	0	0		
33 Josh Hamilton, L (8,7)										1	0	0	0	0	1	1		
Inning Stats	R: 1 E: 0 K: 0 S: 14	H: 2 LOB: 1 BB: 1 P: 24	R: 0 E: 0 K: 1 S: 10	H: 1 LOB: 1 BB: 1 P: 16	R: 3 E: 0 K: 0 S: 13	H: 4 LOB: 1 BB: 0 P: 25	R: 0 E: 0 K: 1 S: 8	H: 0 LOB: 0 BB: 0 P: 11	R: 0 E: 0 K: 0 S: 9	H: 1 LOB: 1 BB: 0 P: 17	R: 1 E: 0 K: 1 S: 8	H: 1 LOB: 0 BB: 0 P: 16	R: 1 E: 1 K: 1 S: 10	H: 1 LOB: 1 BB: 1 P: 20	1B: 6 2B: 1 3B: 1 HR: 2	SF: 1 SAC: 0 DP: 1 HBP: 0	WP: 0 PB: 0 SB: 1 CS: 0	PA: 36
PITCHER	IP WLS BF H R ER SO BB IBB HBP BLK WP HR S P ERA WHIP																	
28 Paul Maholm, L (1,1) ERA: 7.2	5.0 L 23 7 4 4 4 2 0 0 0 0 0 0 9 54 87 7.20 1.800																	
37 John Wasdin, R (6,1) ERA:	0.2 3 1 0 0 0 0 0 0 0 0 0 0 9 11 0.00 1.500																	
36 Juan Pablo Perez, L (6,1) ERA:	1.1 5 1 1 0 1 0 0 0 0 0 0 0 11 22 0.00 0.750																	
Damaso Marte, L (8,1) ERA:	1.0 5 1 1 0 1 1 0 0 0 0 0 0 10 20 0.00 2.000																	

Pittsburgh Pirates @ Cincinnati Reds
Great American Ball Park, Cincinnati, OH
Fri Apr 06 2007, 7:10 PM EDT
Att: 17,837 - Overcast - 36 F

AB 32
R 6
H 10
RBI 5
BB 3
SO 4
LOB 15



Batter	1	2	3	4	5	6	7	8	9	AB	R	H	RBI	BB	SO	LOB	TOP				
6 Chris Duffy, L (1,8) OBP: 0.292, SLG: 0.304			G1-3				B1-3		G4-3	5	1	2	0	0	0	0					
2 Jack Wilson, R (1,6) OBP: 0.333, SLG: 0.381	K		F7	G1-3			G6-3			4	0	0	0	0	1	3					
Jason Bay, R (1,7) OBP: 0.227, SLG: 0.333	K		K		G5-3					4	0	1	0	0	2	1					
25 Adam LaRoche, L (1,3) OBP: 0.273, SLG: 0.368					G4-3					4	2	2	2	0	1	1					
Xavier Nady, R (1,9) Shawn Chacon, R (5,1) 54 Jonah Bayliss, R (7,1) 36 Juan Pablo Perez, R (7,1) Ryan Doumit, S (8,PH) Damaso Marte, L (8,1)			K2-3	K			K			3	0	1	1	0	2	0					
José Bautista, R (1,5) OBP: 0.350, SLG: 0.500	F8		G1-3			P6	G5-3			4	0	0	0	0	0	1					
Don Kelly, L (1,4)		G3-1				G4-3	G6-3			3	1	0	0	1	0	0					
11 Humberto Cota, R (1,2) OBP: 0.500, SLG: 0.750	K		K						P2	4	1	2	1	0	1	0					
Tony Armas, R (1,1) 13 Nate McLouth, L (5,9) OBP: 0.250, SLG: 1.000	G4-3					K				2	0	1	1	0	0	0					
										2	0	0	0	0	2	1					
Inning Stats	R: 2 E: 0 K: 2 S: 18	H: 3 LOB: 1 BB: 0 P: 24	R: 0 E: 0 K: 1 S: 12	H: 0 LOB: 0 BB: 0 P: 17	R: 0 E: 0 K: 1 S: 6	H: 0 LOB: 0 BB: 0 P: 8	R: 3 E: 0 K: 1 S: 21	H: 4 LOB: 2 BB: 1 P: 29	R: 0 E: 0 K: 1 S: 9	H: 1 LOB: 1 BB: 0 P: 17	R: 0 E: 0 K: 1 S: 12	H: 1 LOB: 1 BB: 0 P: 18	R: 0 E: 0 K: 1 S: 8	H: 0 LOB: 0 BB: 0 P: 13	R: 0 E: 0 K: 1 S: 7	H: 0 LOB: 0 BB: 0 P: 11	1B: 5 2B: 3 3B: 0 HR: 1	SF: 0 SAC: 0 DP: 0 HBP: 0	WP: 0 PB: 0 SB: 1 CS: 0	PA: 37	
PITCHER	IP WLS BF H R ER SO BB IBB HBP BLK WP HR S P ERA WHIP	39 Aaron Harang, R (1,1) ERA: 3.55	5.2 W 26 8 5 5 6 1 0 0 0 0 0 1 73 103 7.94 1.588	40 Jon Coutangus, L (6,1) ERA:	0.2 H 2 0 0 0 1 0 0 0 0 0 0 0 4 6 0.00 0.000	56 Todd Coffey, R (7,1) ERA:	0.1 H 2 1 0 0 0 0 0 0 0 0 0 0 8 13 0.00 3.000	Rheal Cormier, L (7,1) ERA:	0.1 H 1 0 0 0 1 0 0 0 0 0 0 0 3 4 0.00 0.000	35 Kirk Saarloos, R (8,1) ERA:	1.0 H 3 0 0 0 1 0 0 0 0 0 0 0 8 13 0.00 0.000	25 David Weathers, R (9,1) ERA:	1.0 S 3 0 0 0 1 0 0 0 0 0 0 0 7 11 0.00 0.000								

Pittsburgh Pirates @ Cincinnati Reds
Great American Ball Park, Cincinnati, OH
Sat Apr 07 2007, 1:05 PM EDT
Att: 15,825 - Overcast - 30 F

AB 36
R 5
H 9
RBI 5
BB 1
SO 10
LOB 7



Batter	1	2	3	4	5	6	7	8	9	AB	R	H	RBI	BB	SO	LOB	BOTTOM			
6 Ryan Freel, R (1,8) OBP: 0.409, SLG: 0.389				F9	K				WP	4	2	2	0	1	1	1				
Adam Dunn, L (1,7) OBP: 0.500, SLG: 0.882							G3			2	3	1	2	3	0	1				
4 Brandon Phillips, R (1,4) OBP: 0.230, SLG: 0.333	G6-3	SF9				K			G6-3	4	1	1	1	0	1	1				
Ken Griffey Jr., L (1,9) OBP: 0.429, SLG: 0.250	P5	P6							K	3	0	0	0	2	1	1				
12 Edwin Encarnación, R (1,5) OBP: 0.500, SLG: 0.375						K				4	1	3	2	1	1	2				
Scott Hatteberg, L (1,3) Jeff Conine, R (8,PH) OBP: 0.400, SLG: 1.000			P5	G4-6-3						3	0	1	1	1	0	3				
2 Alex Gonzalez, R (1,6) OBP: 0.421, SLG: 0.438			K						K	5	0	2	1	0	3	5				
Javier Valentin, S (1,2) 35 Kirk Saarloos, R (8,1) 25 David Weathers, R (9,1)	P6					F9			F7	3	0	0	0	1	0	3				
39 Aaron Harang, R (1,1) 40 Jon Coutangus, L (6,1) 56 Todd Coffey, R (7,1) Rheal Cormier, L (7,PH) Chad Moeller, R (8,2)			K	G3		G4-3			G5-3	3	0	0	0	0	1	3				
										3	0	0	0	0	0	0				
Inning Stats	R: 3 E: 0 K: 0 S: 16	H: 4 LOB: 2 BB: 1 P: 29	R: 1 E: 0 K: 1 S: 8	H: 1 LOB: 1 BB: 1 P: 15	R: 0 E: 0 K: 1 S: 11	H: 1 LOB: 2 BB: 1 P: 21	R: 2 E: 0 K: 0 S: 13	H: 2 LOB: 1 BB: 2 P: 24	R: 0 E: 0 K: 1 S: 11	H: 1 LOB: 1 BB: 0 P: 15	R: 1 E: 0 K: 3 S: 14	H: 1 LOB: 2 BB: 1 P: 27	R: 0 E: 0 K: 0 S: 9	H: 0 LOB: 1 BB: 1 P: 21	R: 0 E: 0 K: 2 S: 14	H: 1 LOB: 2 BB: 1 P: 26	1B: 8 2B: 2 3B: 0 HR: 1	SF: 1 SAC: 0 DP: 1 HBP: 0	WP: 1 PB: 0 SB: 5 CS: 0	PA: 43
PITCHER	IP WLS BF H R ER SO BB IBB HBP BLK WP HR S P ERA WHIP	Tony Armas, R (1,1) ERA: 13.5	4.0 L 24 6 6 6 2 4 1 1 0 0 0 0 0 25 42 4.50 1.500	Shawn Chacon, R (5,1) ERA: 2.25	2.0 10 2 1 1 4 1 1 0 0 0 0 0 8 18 0.00 1.500	54 Jonah Bayliss, R (7,1) ERA:	0.2 3 0 0 0 0 0 1 0 0 0 0 1 0 1 3 0.00 0.000	36 Juan Pablo Perez, L (7,1) ERA:	0.1 1 0 0 0 0 0 0 0 0 0 0 1 0 1 3 0.00 0.000	Damaso Marte, L (8,1) ERA:	1.0 5 1 0 0 2 1 0 0 0 0 0 0 0 14 26 0.00 2.000									

Pittsburgh Pirates @ Cincinnati Reds
Great American Ball Park, Cincinnati, OH
Sat Apr 07 2007, 1:05 PM EDT
Att: 15,825 - Overcast - 30 F

AB 33
R 7
H 11
RBI 7
BB 9
SO 8
LOB 20



Batter	1	2	3	4	5	6	7	8	9	AB	R	H	RBI	BB	SO	LOB	TOP					
12 Freddy Sanchez, R OBP: 0.800, SLG: 0.750	F8		P4			2 HR		1-2 HBP		4	1	2	1	0	0	0	Pittsburgh Pirates @ Cincinnati Reds Great American Ball Park, Cincinnati, OH Sun Apr 08 2007, 1:15 PM EDT Att: 14,001 - Cloudy - 38 F					
2 Jack Wilson, R OBP: 0.346, SLG: 0.500	25 F 1B		B1-3			1B		P5		5	1	2	2	0	0	3						
Jason Bay, R OBP: 0.296, SLG: 0.480	26 FC6-4 1B					G6-3		K		4	1	2	1	1	1	0						
25 Adam LaRoche, L OBP: 0.222, SLG: 0.292	L4		K			K		G6-3		5	0	0	0	0	3	3						
26 Ronny Paulino, R OBP: 0.174, SLG: 0.217	FC6-4					G6-3		G6-3		5	0	1	0	0	0	2						
Xavier Nady, R OBP: 0.333, SLG: 0.652						F8		K		5	1	2	0	0	1	1						
35 Brad Eldred, R OBP: 1.500, SLG: 1.500			K			1B		HR		4	1	2	2	0	1	1						
6 Chris Duffy, L OBP: 0.292, SLG: 0.304						2B				0	0	0	0	0	0	0						
José Bautista, R OBP: 0.333, SLG: 0.500			F8			P4		F8		4	1	1	0	0	0	2						
57 Zach Duke, L OBP: 0.200, SLG: 0.200			K			K				3	0	0	0	0	3	3						
54 Jonah Bayliss, R OBP: 0.200, SLG: 0.200								12 HBP 1B		0	0	0	0	0	0	0						
36 Juan Pablo Perez, R OBP: 1.000, SLG: 1.000										1	0	1	0	0	0	0						
16 Salomon Torres, R OBP: 0.292, SLG: 0.304										0	0	0	0	0	0	0						
Inning Stats	R: 0 E: 1 K: 0 S: 9	H: 2 LOB: 2 BB: 0 P: 11	R: 0 E: 0 K: 2 S: 13	H: 1 LOB: 1 BB: 0 P: 18	R: 0 E: 0 K: 1 S: 10	H: 0 LOB: 1 BB: 1 P: 18	R: 1 E: 0 K: 1 S: 15	H: 2 LOB: 1 BB: 0 P: 19	R: 2 E: 0 K: 1 S: 11	H: 3 LOB: 1 BB: 0 P: 14	R: 1 E: 0 K: 1 S: 13	H: 2 LOB: 1 BB: 0 P: 20	R: 0 E: 0 K: 1 S: 9	H: 0 LOB: 0 BB: 0 P: 15	R: 1 E: 0 K: 1 S: 16	H: 2 LOB: 2 BB: 0 P: 25	R: 1 E: 0 K: 1 S: 10	H: 1 LOB: 0 BB: 0 P: 17	1B: 7 2B: 3 3B: 0 HR: 3	SF: 0 SAC: 0 DP: 0 HBP: 1	WP: 0 PB: 0 SB: 0 CS: 0	PA: 42
PITCHER	IP WLS BF H R ER SO BB IBB HBP BLK WP HR S P ERA WHIP																					
22 Eric Milton, L ERA: 6.35	5.2 L 28 10 4 4 4 6 1 0 0 0 0 0 1 69 95 6.35 1.941																					
Victor Santos, R ERA:	1.1 4 0 0 0 1 0 0 0 0 0 0 0 11 20 0.00 0.000																					
56 Todd Coffey, R ERA: 3.0	1.0 6 2 1 1 1 0 0 0 1 0 0 0 1 16 25 9.00 2.000																					
40 Jon Coutlangus, L ERA: 5.4	1.0 4 1 1 1 1 0 0 0 0 0 0 1 10 17 9.00 1.000																					


Batter	1	2	3	4	5	6	7	8	9	AB	R	H	RBI	BB	SO	LOB	BOTTOM			
6 Ryan Freel, R OBP: 0.385, SLG: 0.364	4 CS 1B		F9			G6-3		K2-3		4	0	1	0	0	1	0	Pittsburgh Pirates @ Cincinnati Reds Great American Ball Park, Cincinnati, OH Sun Apr 08 2007, 1:15 PM EDT Att: 14,001 - Cloudy - 38 F			
4 Brandon Phillips, R OBP: 0.200, SLG: 0.273	G6-3					K		P2		4	0	0	0	0	1	1				
Adam Dunn, L OBP: 0.500, SLG: 0.857	K					K				4	1	2	0	0	2	0				
12 Edwin Encarnación, R OBP: 0.458, SLG: 0.400			G4-3			K		G4-3		4	1	1	0	0	1	1				
Ken Griffey Jr., L OBP: 0.400, SLG: 0.250			G3			F7		F7		4	1	1	2	0	0	0				
Jeff Conine, R OBP: 0.357, SLG: 0.786			2 FC6-4 1B			G4-3		G5-3		4	0	1	0	0	1	1				
2 Alex Gonzalez, R OBP: 0.391, SLG: 0.490	FC6-4					G6-3		G6-3		4	0	1	0	0	0	2				
26 David Ross, R OBP: 0.083, SLG: 0.083										2	0	0	0	0	1	1				
Victor Santos, R ERA:										0	0	0	0	0	0	0				
Scott Hatteberg, L OBP: 0.365, SLG: 0.645			F8			K				0	0	0	0	0	0	0				
9 Juan Castro, R OBP: 0.500, SLG: 1.000										1	0	1	0	0	0	0				
56 Todd Coffey, R ERA: 3.0										0	0	0	0	0	0	0				
40 Jon Coutlangus, L ERA: 5.4										0	0	0	0	0	0	0				
22 Eric Milton, L ERA: 6.35			G6-3			F8		F7		1	0	0	0	0	0	0				
Chad Moeller, R ERA: 3.48										1	0	0	0	0	0	0				
Javier Valentin, S OBP: 0.300, SLG: 0.250										1	0	0	0	0	0	1				
Inning Stats	R: 0 E: 0 K: 1 S: 6	H: 1 LOB: 0 BB: 0 P: 9	R: 0 E: 0 K: 0 S: 11	H: 1 LOB: 1 BB: 0 P: 21	R: 0 E: 0 K: 2 S: 7	H: 0 LOB: 0 BB: 0 P: 11	R: 0 E: 0 K: 1 S: 10	H: 1 LOB: 1 BB: 0 P: 16	R: 0 E: 0 K: 1 S: 6	H: 0 LOB: 0 BB: 0 P: 8	R: 3 E: 0 K: 1 S: 18	H: 4 LOB: 1 BB: 0 P: 26	R: 0 E: 0 K: 1 S: 8	H: 1 LOB: 1 BB: 0 P: 9	R: 0 E: 0 K: 0 S: 5	H: 0 LOB: 0 BB: 0 P: 7	1B: 5 2B: 3 3B: 0 HR: 0	SF: 0 SAC: 0 DP: 0 HBP: 0	WP: 0 PB: 0 SB: 0 CS: 1	PA: 34
PITCHER	IP WLS BF H R ER SO BB IBB HBP BLK WP HR S P ERA WHIP																			
57 Zach Duke, L ERA: 3.48	6.0 W 23 6 3 3 3 5 0 0 0 0 0 0 64 88 4.50 1.000																			
54 Jonah Bayliss, R ERA:	0.2 H 2 0 0 0 1 0 0 0 0 0 0 0 6 9 0.00 0.000																			
36 Juan Pablo Perez, L ERA:	0.0 1 1 0 0 0 0 0 0 0 0 0 2 2 * *																			
55 Matt Capps, R ERA:	1.1 H 5 1 0 0 1 0 0 0 0 0 0 0 12 14 0.00 0.750																			
16 Salomon Torres, R ERA: 2.25	1.0 S 3 0 0 0 0 0 0 0 0 0 0 0 5 7 0.00 0.000																			



Batter	1	2	3	4	5	6	7	8	9	AB	R	H	RBI	BB	SO	LOB	TOP				
6 Ryan Freel, R OBP: 0.333, SLG: 0.308 Javier Valentin, S OBP: 0.364, SLG: 0.333 9 Juan Castro, R OBP: 0.500, SLG: 1.000	2-1 G5-3		3-3 K		1-3 K		1-3 K	3-2 1B		4	0	0	0	0	3	1					
4 Brandon Phillips, R OBP: 0.300, SLG: 0.200	4-0 BB		4-1 BB		0-2 1B		2-2 1B	1-1 F7		3	0	2	0	2	0	1					
Adam Dunn, L OBP: 0.433, SLG: 0.720	2-2 G3		2-0 G4-6-3		2-0 G1-6-3		1-2 FC3-6			4	0	0	0	0	0	4					
12 Edwin Encarnación, R OBP: 0.393, SLG: 0.333	2-2 G5-3			3-3 K		0-0 P3		0-1 G6-3		4	0	0	0	0	1	2					
Ken Griffey Jr., L OBP: 0.414, SLG: 0.261	2-2 G5-3		3-1 1B		1-0 F7		4-1 BB			3	1	1	0	1	0	0					
Jeff Conine, R OBP: 0.444, SLG: 0.813 35 Kirk Saarloos, R 29 Mike Stanton, L Victor Santos, R	0-0 2B		4-1 BB		1-1 F8		4-2 BB			2	1	1	0	2	0	0					
2 Alex Gonzalez, R OBP: 0.444, SLG: 0.435	3-2 1B		1-1 1B		1-2 1B		4-0 BB			3	0	2	1	1	0	3					
26 David Ross, R OBP: 0.063, SLG: 0.071 33 Josh Hamilton, L	0-0 F8		3-2 SF4		3-1 F7		4-2 BB			2	0	0	1	0	0	2					
61 Bronson Arroyo, R OBP: 0.200, SLG: 0.200 Scott Hatteberg, L	2-3 K		2-3 L5		1-2 B3		2-1 G4-6-3			3	0	0	0	0	1	4					
Inning Stats	R: 0 E: 0 K: 0 S: 9	H: 0 LOB: 1 BB: 1 P: 19	R: 1 E: 0 K: 1 S: 11	H: 2 LOB: 1 BB: 0 P: 18	R: 0 E: 0 K: 1 S: 6	H: 0 LOB: 0 BB: 1 P: 15	R: 1 E: 0 K: 1 S: 17	H: 2 LOB: 2 BB: 1 P: 34	R: 0 E: 0 K: 0 S: 4	H: 0 LOB: 0 BB: 0 P: 6	R: 0 E: 0 K: 1 S: 8	H: 0 LOB: 1 BB: 1 P: 17	R: 0 E: 0 K: 0 S: 18	H: 1 LOB: 3 BB: 2 P: 31	R: 0 E: 0 K: 0 S: 9	H: 1 LOB: 1 BB: 1 P: 19	1B: 6 2B: 1 3B: 0 HR: 0	SF: 1 SAC: 0 DP: 3 HBP: 0	WP: 0 PB: 0 SB: 1 CS: 0	PA: 38	
PITCHER	IP	WLS	BF	H	R	ER	SO	BB	IBB	HBP	BLK	WP	HR	S	P	ERA	WHIP				
49 Doug Davis, L ERA: 1.64 56 Ramon Pena, R ERA: Brandon Lyon, R ERA: 1.8 Jose Valverde, R ERA: 1.93	6.0		24	5	2	2	4	3	0	0	0	0	0	54	102	3.00	1.333				

Cincinnati Reds @ Arizona Diamondbacks
Chase Field, Phoenix, AZ
Mon Apr 09 2007, 6:40 PM MST
Att. 49,548 - Clear - 82 F


AB 30
R 2
H 7
RBI 2
BB 7
SO 5
LOB 18



Batter	1	2	3	4	5	6	7	8	9	AB	R	H	RBI	BB	SO	LOB	BOTTOM				
6 Stephen Drew, L OBP: 0.367, SLG: 0.250	3-2 L3		1-1 G4-3		1-0 F9		0-1 G4-3			4	0	0	0	0	0	2					
13 Alberto Callaspo, S OBP: 0.318, SLG: 0.381	2-2 G3		0-1 G4-3		2-2 G3		2-3 K			4	0	0	1	0	1	0					
1 Orlando Hudson, S OBP: 0.447, SLG: 0.636	1-2 K		2-2 F7		3-H 1B		2-1 HR			4	1	2	1	0	1	0					
22 Eric Byrnes, R OBP: 0.395, SLG: 0.600	1-0 G6-3		2-3 K		0-1 G5-3		1-2 1B			4	0	1	0	0	1	1					
Chad Tracy, L OBP: 0.333, SLG: 0.385	2-2 G4-3		2-3 K		0-0 SH1-4		1-1 1B			4	1	2	0	0	1	0					
34 Conor Jackson, R OBP: 0.418, SLG: 0.304	0-2 K		0-0 1B		4-2 BB		0-2 F7			3	0	1	0	1	1	2					
Scott Hairston, R OBP: 0.345, SLG: 0.444			0-1 P2		1-0 P1		0-1 SH1-4			2	0	0	0	0	0	1					
19 Chris Snyder, R OBP: 0.368, SLG: 0.154			1-1 G5-3		1-2 F8		1-1 SF8			2	0	0	1	0	0	1					
49 Doug Davis, R 5 Robby Hammock, R 56 Ramon Pena, R Tony Clark, S Brandon Lyon, R Jose Valverde, R	4-2 BB				1-1 P5		2-3 3-H			0	0	0	0	1	0	0					
Inning Stats	R: 0 E: 0 K: 1 S: 9	H: 0 LOB: 0 BB: 0 P: 15	R: 0 E: 0 K: 1 S: 9	H: 0 LOB: 0 BB: 0 P: 12	R: 0 E: 0 K: 0 S: 8	H: 0 LOB: 1 BB: 1 P: 14	R: 0 E: 0 K: 1 S: 9	H: 0 LOB: 0 BB: 0 P: 13	R: 0 E: 0 K: 0 S: 8	H: 1 LOB: 1 BB: 0 P: 12	R: 1 E: 0 K: 0 S: 14	H: 2 LOB: 1 BB: 0 P: 20	R: 1 E: 0 K: 0 S: 9	H: 1 LOB: 1 BB: 1 P: 17	R: 1 E: 0 K: 1 S: 15	H: 3 LOB: 2 BB: 0 P: 21	1B: 4 2B: 2 3B: 0 HR: 1	SF: 1 SAC: 1 DP: 0 HBP: 0	WP: 0 PB: 0 SB: 0 CS: 0	PA: 33	
PITCHER	IP	WLS	BF	H	R	ER	SO	BB	IBB	HBP	BLK	WP	HR	S	P	ERA	WHIP				
61 Bronson Arroyo, R ERA: 3.86 35 Kirk Saarloos, R ERA: 2.25 29 Mike Stanton, L ERA: Victor Santos, R ERA:	7.0		27	4	2	2	4	2	0	0	0	0	0	10	15	13.50	3.000				

Cincinnati Reds @ Arizona Diamondbacks
Chase Field, Phoenix, AZ
Mon Apr 09 2007, 6:40 PM MST
Att. 49,548 - Clear - 82 F

AB 29
R 3
H 7
RBI 3
BB 2
SO 5
LOB 8



Batter	1	2	3	4	5	6	7	8	9	10	11	AB	R	H	RBI	BB	SO	LOB	TOP								
33 Josh Hamilton, L OBP: 0.500, SLG: 0.800	G4-3		HR		P5			BB		FC5-4 BB		3	1	1	2	2	0	1									
4 Brandon Phillips, R 25 David Weathers, R	F8		HR		G4-3			P5		FC5-4 BB		5	1	1	1	0	0	4									
Adam Dunn, L OBP: 0.429, SLG: 0.767	HR		K					G6-3			BLK BB	5	1	2	1	0	2	1									
Ken Griffey Jr., L OBP: 0.382, SLG: 0.222	F9		G5-3					F8		F9	BLK BB	4	0	0	0	1	0	0									
12 Edwin Encarnación, R OBP: 0.333, SLG: 0.276		L6			P6			P6		L4	P2	5	0	0	0	0	0	2									
Scott Hatteberg, L OBP: 0.389, SLG: 0.500		K								G4-3	K	4	0	2	0	0	1	0									
29 Mike Stanton, L												0	0	0	0	0	0	0									
35 Kirk Saarloos, R												0	0	0	0	0	0	0									
26 David Ross, R OBP: 0.059, SLG: 0.067												1	0	0	0	0	1	2									
2 Alex Gonzalez, R OBP: 0.375, SLG: 0.357	G6-3				F8			G6-4-3		F9	G5-3	5	0	0	0	0	0	4									
Javier Valentin, S OBP: 0.333, SLG: 0.308					P5			F8				4	0	1	0	0	0	1									
9 Juan Castro, R OBP: 0.500, SLG: 1.000					F8			F7				0	0	0	0	0	0	0									
Kyle Lohse, R OBP: 1.000, SLG: 1.000								F8				1	1	1	0	1	0	0									
6 Ryan Freel, R OBP: 0.323, SLG: 0.296												1	0	0	0	0	0	0									
Rheal Cormier, L												0	0	0	0	0	0	0									
56 Todd Coffey, R												0	0	0	0	0	0	0									
Jeff Conine, R OBP: 0.421, SLG: 0.765												1	0	0	0	0	0	1									
Inning Stats	R: 1 E: 0 K: 6 S: 6	H: 1 LOB: 0 P: 11	R: 0 E: 0 K: 1 S: 7	H: 0 LOB: 0 P: 9	R: 3 E: 0 K: 1 S: 10	H: 2 LOB: 1 P: 20	R: 0 E: 0 K: 0 S: 10	H: 1 LOB: 1 P: 17	R: 0 E: 0 K: 0 S: 9	H: 1 LOB: 0 P: 13	R: 0 E: 0 K: 0 S: 5	H: 0 LOB: 1 P: 11	R: 0 E: 0 K: 0 S: 4	H: 0 LOB: 0 P: 5	R: 0 E: 0 K: 0 S: 9	H: 1 LOB: 2 P: 13	R: 0 E: 0 K: 1 S: 14	H: 1 LOB: 2 P: 24	1B: 5 2B: 0 3B: 0 HR: 3	SF: 0 SAC: 0 DP: 2 HBP: 0	WP: 0 PB: 0 SB: 0 CS: 0	PA: 43					
PITCHER	IP: 7.0 ERA: 4.5	WLS: 3 BF: 26	H: 6 R: 4 ER: 4 SO: 3	BB: 1 IBB: 0 HBP: 0 BLK: 0	WP: 0 HR: 3 S: 60 P: 97	ERA: 5.14 WHIP: 1.000	PITCHER														IP: 1.2 ERA: 1.93	WLS: 1 BF: 7	H: 2 R: 1 ER: 1 SO: 1	BB: 0 IBB: 0 HBP: 0 BLK: 0	WP: 0 HR: 0 S: 12 P: 19	ERA: 5.40 WHIP: 1.200	

Cincinnati Reds @ Arizona Diamondbacks
Chase Field, Phoenix, AZ
Tue Apr 10 2007, 6:40 PM MST
Att: 21,211 - Clear - 81 F

AB 39
R 4
H 8
RBI 4
BB 4
SO 4
LOB 16



Batter	1	2	3	4	5	6	7	8	9	10	11	AB	R	H	RBI	BB	SO	LOB	BOTTOM								
6 Stephen Drew, L OBP: 0.343, SLG: 0.214	F8	G6-3			K			BB		G3		4	0	0	0	1	1	0									
13 Alberto Callaspo, S OBP: 0.308, SLG: 0.350	1B HR		F8		L7			SH1-4		G6-3		4	1	1	0	0	0	0									
1 Orlando Hudson, S OBP: 0.442, SLG: 0.632	HR		2B		F8			F8		L7		5	1	2	0	0	0	1									
22 Eric Byrnes, R OBP: 0.349, SLG: 0.525	K		K					F9		K		5	0	0	0	0	3	4									
Chad Tracy, L OBP: 0.314, SLG: 0.452	HR		G1-3					F8		F7		5	1	1	3	0	1	1									
34 Conor Jackson, R OBP: 0.417, SLG: 0.321	1B				G5-3			F9		G1-3		5	1	2	0	0	0	0									
Scott Hairston, R OBP: 0.383, SLG: 0.452	F8				G5-3			F8		19B BB		4	0	1	1	1	0	1									
19 Chris Snyder, R OBP: 0.391, SLG: 0.412			G5-3		HR			K				4	1	2	1	0	1	0									
31 Edgar Gonzalez, R OBP: 0.300, SLG: 0.500			F9		G5-3			G4-3		F8		2	0	0	0	0	0	0									
28 Brandon Medders, R												1	0	0	0	0	0	0									
29 Mike Stanton, L												0	0	0	0	0	0	0									
26 Miguel Montero, L												1	0	0	0	0	0	2									
56 Ramon Pena, R												0	0	0	0	0	0	0									
37 Juan Cruz, R												0	0	0	0	0	0	0									
Inning Stats	R: 3 E: 0 K: 17 S: 17	H: 4 LOB: 1 P: 28	R: 0 E: 0 K: 0 S: 6	H: 0 LOB: 0 P: 8	R: 0 E: 0 K: 1 S: 8	H: 1 LOB: 1 P: 14	R: 1 E: 0 K: 0 S: 9	H: 1 LOB: 0 P: 12	R: 0 E: 0 K: 1 S: 10	H: 0 LOB: 0 P: 17	R: 0 E: 0 K: 0 S: 6	H: 0 LOB: 1 P: 14	R: 0 E: 0 K: 1 S: 7	H: 1 LOB: 2 P: 20	R: 0 E: 0 K: 0 S: 4	H: 0 LOB: 0 P: 6	R: 1 E: 0 K: 1 S: 8	H: 2 LOB: 1 P: 13	1B: 5 2B: 2 3B: 0 HR: 2	SF: 0 SAC: 1 DP: 0 HBP: 0	WP: 0 PB: 0 SB: 0 CS: 0	PA: 43					
PITCHER	IP: 4.0 ERA: 4.05	WLS: 3 BF: 27	H: 6 R: 4 ER: 4 SO: 4	BB: 0 IBB: 0 HBP: 0 BLK: 0	WP: 0 HR: 2 S: 64 P: 99	ERA: 5.14 WHIP: 0.857	PITCHER														IP: 1.2 ERA: 1.93	WLS: 1 BF: 7	H: 2 R: 1 ER: 1 SO: 1	BB: 0 IBB: 0 HBP: 0 BLK: 0	WP: 0 HR: 0 S: 12 P: 19	ERA: 5.40 WHIP: 1.200	

Cincinnati Reds @ Arizona Diamondbacks
Chase Field, Phoenix, AZ
Tue Apr 10 2007, 6:40 PM MST
Att: 21,211 - Clear - 81 F

AB 40
R 5
H 9
RBI 5
BB 2
SO 6
LOB 9



Batter	1	2	3	4	5	6	7	8	9	AB	R	H	RBI	BB	SO	LOB	TOP							
6 Ryan Freel, R OBP: 0.371, SLG: 0.333	4-2 1B BB		1-2 G1-3			1-2 G3 1B	2-2 1B			3	0	2	0	1	0	0	Cincinnati Reds @ Arizona Diamondbacks Chase Field, Phoenix, AZ Wed Apr 11 2007, 6:40 PM MST Att. 19,544 - Roof Closed - 77 F							
Scott Hatteberg, L OBP: 0.318, SLG: 0.400	3-2 F8		2-2 G4-3			1-2 G3	0-0 F8			4	0	0	0	0	0	4								
Adam Dunn, L OBP: 0.436, SLG: 0.735	0-1 1B			1-1 G1-6-3 1B		0-2 F8		1-1 G3-1		4	0	2	0	0	0	1								
12 Edwin Encarnación, R OBP: 0.324, SLG: 0.267	2-1 P4			2-2 G1-6-3		0-1 L7		1-0 L7		1	0	0	0	0	0	2								
9 Juan Castro, R OBP: 0.200, SLG: 0.400				1-2 G1-6-3						3	0	0	0	0	0	2								
33 Josh Hamilton, L OBP: 0.500, SLG: 1.111	3-3 K			0-2 G4-3			2-0 2B	0-1 HR		4	2	2	1	0	1	2								
4 Brandon Phillips, R OBP: 0.368, SLG: 0.424		0-1 P3			1-0 F9 2B	1-2 L3		4-2 CS BB		3	0	1	0	1	0	1								
2 Alex Gonzalez, R OBP: 0.361, SLG: 0.344		2-3 K			2-2 F9	0-0 2B		1-0 CS	2-2 G6-3	4	1	1	0	0	1	1								
26 David Ross, R OBP: 0.053, SLG: 0.059		0-1 P4			0-3 K	1-1 6 1B		1-1 G6-3		2	0	0	0	0	1	1								
Javier Valentin, S OBP: 0.353, SLG: 0.400					2-3 K	2-1 3-H 2B		1-3 K		2	0	1	2	0	0	0								
25 David Weathers, R (9, 1)										0	0	0	0	0	0	0								
31 Matt Belisle, R Ken Griffey Jr., L 56 Todd Coffey, R 29 Mike Stanton, L Chad Moeller, R			0-3 K		2-3 K					2	0	0	0	0	2	1								
										1	0	0	0	0	0	1								
										0	0	0	0	0	0	0								
										1	0	0	0	0	1	0								
Inning Stats	R: 0 E: 0 K: 1 S: 14	H: 1 LOB: 2 BB: 1 P: 26	R: 0 E: 0 K: 1 S: 7	H: 0 LOB: 0 BB: 0 P: 9	R: 0 E: 0 K: 1 S: 10	H: 0 LOB: 0 BB: 0 P: 13	R: 0 E: 0 K: 0 S: 9	H: 1 LOB: 0 BB: 0 P: 12	R: 0 E: 0 K: 2 S: 11	H: 1 LOB: 1 BB: 0 P: 16	R: 0 E: 0 K: 0 S: 11	H: 1 LOB: 1 BB: 0 P: 13	R: 2 E: 0 K: 0 S: 13	H: 4 LOB: 2 BB: 0 P: 21	R: 1 E: 0 K: 0 S: 8	H: 1 LOB: 0 BB: 1 P: 14	R: 0 E: 0 K: 1 S: 8	H: 0 LOB: 0 BB: 0 P: 12	1B: 5 2B: 3 3B: 0 HR: 1	SF: 0 SAC: 0 DP: 1 HBP: 0	WP: 0 PB: 0 SB: 0 CS: 1	PA: 37		
PITCHER	IP WLS BF H R ER SO BB IBB HBP BLK WP HR S P ERA WHIP	6.1 L 26 7 2 2 5 1 0 0 0 0 0 69 100 2.84 1.263	0.1 1 0 0 0 0 0 0 0 0 0 0 2 4 0.00 0.000	1.1 6 2 1 1 0 1 0 0 0 0 1 12 20 6.75 2.250	1.0 3 0 0 0 1 0 0 0 0 0 0 8 12 0.00 0.000																			



AB	34
R	3
H	9
RBI	3
BB	2
SO	6
LOB	16

Batter	1	2	3	4	5	6	7	8	9	AB	R	H	RBI	BB	SO	LOB	BOTTOM						
6 Stephen Drew, L OBP: 0.359, SLG: 0.226	4-2 13 2B SF7 BB		0-0 F8			2-2 13 G4-6-3 1B		2-0 F9		3	1	1	0	1	0	0	Cincinnati Reds @ Arizona Diamondbacks Chase Field, Phoenix, AZ Wed Apr 11 2007, 6:40 PM MST Att. 19,544 - Roof Closed - 77 F						
13 Alberto Callaspo, S OBP: 0.353, SLG: 0.414	0-1 22 F9 2B		2-0 1B			2-2 G4-6-3		1-0 G3		4	0	2	0	0	0	1							
1 Orlando Hudson, S OBP: 0.426, SLG: 0.610	1-2 SF7		3-2 G4-3			1-1 G4-3		1-1 22 FC6 1B		3	0	1	1	0	0	1							
22 Eric Byrnes, R OBP: 0.340, SLG: 0.500	0-0 F9			2-1 G1-3		2-2 G4-6-3 1B		2-2 FC6 DI 2B		4	1	1	0	0	0	2							
Chad Tracy, L OBP: 0.308, SLG: 0.457	2-2 F8			0-0 G3		3-1 G4-6-3		2-2 2B		4	0	1	1	0	0	2							
34 Conor Jackson, R OBP: 0.400, SLG: 0.290		1-2 F9		1-2 G1-3		4-1 BB		3-2 G6-3		3	0	0	0	1	0	1							
Scott Hairston, R OBP: 0.324, SLG: 0.412		2-2 F7			1-3 K	2-3 K				3	0	0	0	0	2	1							
26 Miguel Montero, L OBP: 0.267, SLG: 0.214		2-3 K			1-2 L5			2-1 L9		2	0	0	0	0	1	0							
5 Robby Hammock, R OBP: 0.250, SLG: 0.375										1	0	0	0	0	0	0							
44 Micah Owings, R 45 Doug Slaten, L 28 Brandon Medders, R 14 Brian Barden, R 57 Dustin Nippert, R										2	0	0	0	0	1	0							
										0	0	0	0	0	0	0							
										0	0	0	0	0	0	0							
										1	0	0	0	0	0	0							
										0	0	0	0	0	0	0							
Inning Stats	R: 1 E: 0 K: 0 S: 15	H: 1 LOB: 1 BB: 1 P: 22	R: 0 E: 0 K: 1 S: 10	H: 0 LOB: 0 BB: 0 P: 15	R: 0 E: 0 K: 1 S: 8	H: 1 LOB: 1 BB: 0 P: 13	R: 0 E: 0 K: 0 S: 6	H: 0 LOB: 0 BB: 0 P: 9	R: 0 E: 0 K: 0 S: 9	H: 0 LOB: 0 BB: 0 P: 14	R: 0 E: 0 K: 0 S: 11	H: 1 LOB: 0 BB: 0 P: 13	R: 0 E: 0 K: 1 S: 10	H: 1 LOB: 1 BB: 1 P: 21	R: 0 E: 0 K: 0 S: 5	H: 0 LOB: 0 BB: 0 P: 9	R: 1 E: 0 K: 0 S: 13	H: 2 LOB: 1 BB: 0 P: 22	1B: 4 2B: 2 3B: 0 HR: 0	SF: 1 SAC: 0 DP: 2 HBP: 0	WP: 0 PB: 0 SB: 0 CS: 0	PA: 33	
PITCHER	IP WLS BF H R ER SO BB IBB HBP BLK WP HR S P ERA WHIP	1.5 H 4 1 0 0 1 1 0 0 0 0 10 21 0.00 2.000	1.0 H 3 0 0 0 0 0 0 0 0 0 5 9 0.00 0.000	1.0 S 5 2 1 1 0 0 0 0 0 0 13 22 9.00 2.000																			



AB	30
R	2
H	6
RBI	2
BB	2
SO	4
LOB	8

Batter	1	2	3	4	5	6	7	8	9	AB	R	H	RBI	BB	SO	LOB	TOP										
6 Ryan Freel, R OBP: 0.349, SLG: 0.297										4	0	0	0	0	2	0	Cincinnati Reds @ Chicago Cubs Wrigley Field, Chicago, IL Sun Apr 15 2007, 1:20 PM CDT Att: 39,820 - Sunny - 50 F										
4 Brandon Phillips, R OBP: 0.268, SLG: 0.341										3	1	0	0	1	1	0											
33 Josh Hamilton, L OBP: 0.381, SLG: 0.647										4	0	0	0	0	2	1											
Jeff Conine, R OBP: 0.385, SLG: 0.625										3	0	1	1	0	0	0											
Ken Griffey Jr., L OBP: 0.404, SLG: 0.289										3	0	1	0	0	1	1											
12 Edwin Encarnación, R OBP: 0.304, SLG: 0.205										3	0	0	0	0	2	2											
9 Juan Castro, R OBP: 0.188, SLG: 0.200										3	0	0	0	0	1	1											
26 David Ross, R OBP: 0.077, SLG: 0.083										3	0	0	0	0	3	0											
Kyle Lohse, R OBP: 0.400, SLG: 0.250										3	0	0	0	0	1	0											
29 Mike Stanton, L										0	0	0	0	0	0	0											
25 David Weathers, R										0	0	0	0	0	0	0											
Inning Stats	R: 0 E: 0 K: 1 S: 10	H: 0 LOB: 0 BB: 0 P: 14	R: 0 E: 0 K: 1 S: 11	H: 1 LOB: 1 BB: 0 P: 19	R: 0 E: 0 K: 2 S: 12	H: 0 LOB: 0 BB: 0 P: 18	R: 1 E: 0 K: 3 S: 14	H: 1 LOB: 1 BB: 1 P: 27	R: 0 E: 0 K: 2 S: 8	H: 0 LOB: 0 BB: 0 P: 13	R: 0 E: 0 K: 0 S: 7	H: 0 LOB: 0 BB: 0 P: 9	R: 0 E: 0 K: 1 S: 8	H: 0 LOB: 0 BB: 0 P: 13	R: 0 E: 0 K: 1 S: 10	H: 0 LOB: 0 BB: 0 P: 15	1B: 2 2B: 0 3B: 0 HR: 0	SF: 0 SAC: 0 DP: 0 HBP: 0	WP: 0 PB: 0 SB: 2 CS: 0	PA: 30							
PITCHER	IP	WLS	BF	H	R	ER	SO	BB	IBB	HBP	BLK	WP	HR	S	P	ERA	WHIP										
30 Ted Lilly, L ERA: 2.37	6.0	L	21	2	1	1	10	1	0	0	0	0	0	63	101	1.50	0.500										
43 Michael Wuertz, R ERA:	2.0		6	0	0	0	2	0	0	0	0	0	0	15	22	0.00	0.000										
46 Ryan Dempster, R ERA:	1.0		3	0	0	0	1	0	0	0	0	0	0	10	15	0.00	0.000										

AB	29
R	1
H	2
RBI	1
BB	1
SO	13
LOB	5



Batter	1	2	3	4	5	6	7	8	9	AB	R	H	RBI	BB	SO	LOB	BOTTOM										
12 Alfonso Soriano, R OBP: 0.280, SLG: 0.362										4	0	1	0	0	2	0	Cincinnati Reds @ Chicago Cubs Wrigley Field, Chicago, IL Sun Apr 15 2007, 1:20 PM CDT Att: 39,820 - Sunny - 50 F										
2 Ryan Theriot, R OBP: 0.435, SLG: 0.381										4	0	3	0	0	0	0											
Jacque Jones, L OBP: 0.326, SLG: 0.268										4	0	0	0	0	1	4											
25 Derrek Lee, R OBP: 0.449, SLG: 0.488										2	0	0	0	2	2	2											
Michael Barrett, R OBP: 0.333, SLG: 0.250										4	0	0	0	0	2	5											
15 Cliff Floyd, L OBP: 0.300, SLG: 0.345										4	0	0	0	0	0	1											
Mark DeRosa, R OBP: 0.286, SLG: 0.485										3	0	0	0	0	2	0											
Cesar Izturis, S OBP: 0.270, SLG: 0.324										3	0	0	0	0	1	0											
30 Ted Lilly, L										2	0	0	0	0	2	0											
43 Michael Wuertz, R										0	0	0	0	0	0	0											
19 Matt Murton, R OBP: 0.278, SLG: 0.235										1	0	0	0	0	0	0											
46 Ryan Dempster, R										0	0	0	0	0	0	0											
Inning Stats	R: 0 E: 0 K: 1 S: 12	H: 1 LOB: 2 BB: 1 P: 18	R: 0 E: 0 K: 1 S: 12	H: 0 LOB: 0 BB: 0 P: 15	R: 0 E: 0 K: 2 S: 10	H: 1 LOB: 1 BB: 0 P: 14	R: 0 E: 0 K: 2 S: 7	H: 0 LOB: 0 BB: 0 P: 12	R: 0 E: 0 K: 2 S: 8	H: 0 LOB: 0 BB: 0 P: 14	R: 0 E: 0 K: 2 S: 11	H: 2 LOB: 2 BB: 0 P: 13	R: 0 E: 0 K: 1 S: 7	H: 0 LOB: 0 BB: 0 P: 10	R: 0 E: 0 K: 1 S: 12	H: 0 LOB: 0 BB: 0 P: 18	R: 0 E: 0 K: 0 S: 9	H: 0 LOB: 1 BB: 1 P: 17	1B: 3 2B: 1 3B: 0 HR: 0	SF: 0 SAC: 0 DP: 0 HBP: 0	WP: 0 PB: 0 SB: 0 CS: 0	PA: 33					
PITCHER	IP	WLS	BF	H	R	ER	SO	BB	IBB	HBP	BLK	WP	HR	S	P	ERA	WHIP										
Kyle Lohse, R ERA: 2.53	8.0	W	29	4	0	0	12	1	0	0	0	0	0	79	114	0.00	0.625										
29 Mike Stanton, L ERA:	0.1	H	1	0	0	0	0	0	0	0	0	0	0	3	3	0.00	0.000										
25 David Weathers, R ERA: 2.45	0.2	S	3	0	0	0	0	1	0	0	0	0	0	6	14	0.00	1.500										

AB	31
R	0
H	4
RBI	0
BB	2
SO	12
LOB	12



Batter	1	2	3	4	5	6	7	8	9	AB	R	H	RBI	BB	SO	LOB	TOP					
23 Rickie Weeks Jr. R OBP: 0.370, SLG: 0.674	1-1 P4		1-2 HR		3-2 P4		28 HBP		0-1 E6	5	2	1	1	0	1	3						
7 J.J. Hardy R OBP: 0.355, SLG: 0.383	2-1 L8		1-1 F7		1-1 P4		28 HBP		2-3 K	6	1	1	0	0	2	2						
28 Prince Fielder L OBP: 0.421, SLG: 0.489	1-2 2 WP E		1-2 G3			0-1 FC3-5	1-0 2 HR	3-2 PB		3	2	2	0	0	0	0						
2 Bill Hall R OBP: 0.273, SLG: 0.410	4-2 B E		2-1 P4			3-2 FC3-5	2-3 2B	1-2 P4		4	2	1	4	1	0	2						
Johnny Estrada S OBP: 0.311, SLG: 0.372	2-2 E9			0-0 F7		1-0 1B	0-3 K	1-2 G5-3		5	1	1	0	0	1	2						
Kevin Mench R OBP: 0.323, SLG: 0.467	3-2 G3			1-0 L8		0-0 P5	3-2 1 E		0-0 G1-4-3	5	2	2	0	0	0	4						
1 Corey Hart R OBP: 0.257, SLG: 0.355		3-3 K		4-0 BB		1-2 2B	0-0 E5		4-2 G1-4-3	3	0	1	2	2	1	1	AB 40					
9 Tony Graffanino R OBP: 0.333, SLG: 0.217		3-2 F9		1-3 K		4-0 IBB	2-0 F9		1-2 G1-4-3	4	0	0	0	1	1	5	R 10					
39 Chris Capuano L 41 Greg Aquino R 22 Tony Gwynn Jr. L Matt Wise R Brian Shouse L 18 Gabe Gross 45 Elmer Dessens R		1-3 K			0-3 K	2-3 K	0-0 1B		1-1 23 E	3	0	0	0	0	3	2	H 11					
Inning Stats	R: 1 E: 1 K: 0 S: 21	H: 1 LOB: 2 BB: 1 P: 34	R: 0 E: 0 K: 2 S: 14	H: 0 LOB: 0 BB: 21 P: 17	R: 1 E: 0 K: 0 S: 12	H: 1 LOB: 0 BB: 0 P: 17	R: 0 E: 0 K: 1 S: 5	H: 0 LOB: 1 BB: 1 P: 11	R: 0 E: 0 K: 1 S: 9	H: 0 LOB: 0 BB: 0 P: 13	R: 2 E: 0 K: 1 S: 14	H: 3 LOB: 2 BB: 1 P: 25	R: 5 E: 1 K: 2 S: 22	H: 4 LOB: 2 BB: 0 P: 34	R: 0 E: 0 K: 1 S: 14	H: 0 LOB: 1 BB: 0 P: 20	R: 1 E: 1 K: 1 S: 15	H: 2 LOB: 2 BB: 1 P: 22	1B: 4 2B: 5 3B: 0 HR: 2	SF: 0 SAC: 0 DP: 1 HBP: 3	WP: 1 PB: 1 SB: 0 CS: 0	PA: 47
PITCHER	IP WLS BF H R ER SO BB IBB HBP BLK WP HR S P ERA WHIP																					
22 Eric Milton L ERA: 5.06	5.0 L 21 3 3 2 4 2 0 0 0 0 1 1 63 98 3.60 1.000																					
Victor Santos R ERA: 1.8	1.0 6 2 1 1 1 0 1 0 0 0 0 12 23 9.00 2.000																					
56 Todd Coffey R ERA: 6.75	0.1 6 3 5 4 1 0 0 2 0 0 0 1 16 26 108.00 9.000																					
40 Jon Coutlangus L ERA: 4.15	1.2 8 1 0 0 2 0 0 1 0 0 0 20 28 0.00 0.600																					
35 Kirk Saarloos R ERA: 2.7	1.0 6 2 1 1 1 1 0 0 0 0 0 15 22 9.00 3.000																					

Milwaukee Brewers @ Cincinnati Reds
Great American Ball Park, Cincinnati, OH
Mon Apr 16 2007, 7:10 PM EDT
Att: 12,521 - Clear - 58 F

AB 40
R 10
H 11
RBI 9
BB 4
SO 9
LOB 21





Batter	1	2	3	4	5	6	7	8	9	AB	R	H	RBI	BB	SO	LOB	BOTTOM					
6 Ryan Freel R OBP: 0.333, SLG: 0.286	0-0 G4-3		2-3 K			1-0 E6	1-2 4 DI		3-1 G3-1	5	1	1	0	0	1	0						
4 Brandon Phillips R OBP: 0.298, SLG: 0.347	1-0 BB		2-2 G5-3			0-0 F4	1-1 G5-3		1-1 G4-3	5	1	2	0	0	0	1						
Adam Dunn L OBP: 0.415, SLG: 0.646	3-3 K			3-1 FC1-6-5		2-2 12 1B	1-2 2-3 1B		0-1 G4-3	5	1	3	0	0	1	1						
Jeff Conine R OBP: 0.345, SLG: 0.556	0-0 L9			2-2 FC1-6-5		2-2 F4	1-2 2-3 3-H		3-1 2B	3	0	0	1	0	0	4						
Scott Hatteberg L OBP: 0.345, SLG: 0.360				G5-3		1-2 2-3 3-H	1-0 G1-3		1-3 K	2	1	1	0	0	1	1						
Ken Griffey Jr. L OBP: 0.392, SLG: 0.310		1-0 F8		0-0 G5-3		1-0 G1-3		2-2 12 LG		4	0	1	1	0	0	3						
12 Edwin Encarnación R OBP: 0.350, SLG: 0.259		0-1 L6		3-2 K		0-1 1B		1-2 L9		4	0	1	2	0	1	2						
9 Juan Castro R OBP: 0.211, SLG: 0.176		4-2 BB			2-1 G4-3	1-0 F9		1-0 L8		2	0	0	0	1	0	1	AB 39					
40 Jon Coutlangus L Chad Moeller R 35 Kirk Saarloos R										0	0	0	0	0	0	0	R 6					
26 David Ross R OBP: 0.100, SLG: 0.107		0-0 F9			3-3 K		3-2 G5-3		3-1 33 HR	4	1	1	0	0	1	1	RBI 6					
22 Eric Milton L Victor Santos R 56 Todd Coffey R 48 Enrique Cruz R 33 Josh Hamilton L OBP: 0.495, SLG: 0.833			1-3 K		1-2 G5-3		1-1 F9		1-2 HR	2	0	0	0	0	1	0	SO 6					
Inning Stats	R: 0 E: 0 K: 1 S: 8	H: 1 LOB: 0 BB: 0 P: 12	R: 0 E: 0 K: 0 S: 6	H: 0 LOB: 1 BB: 1 P: 11	R: 0 E: 0 K: 2 S: 12	H: 0 LOB: 0 BB: 0 P: 17	R: 0 E: 0 K: 1 S: 12	H: 1 LOB: 1 BB: 0 P: 20	R: 0 E: 0 K: 1 S: 9	H: 0 LOB: 0 BB: 0 P: 15	R: 3 E: 1 K: 0 S: 16	H: 3 LOB: 1 BB: 0 P: 22	R: 0 E: 0 K: 0 S: 10	H: 1 LOB: 1 BB: 0 P: 16	R: 1 E: 0 K: 0 S: 11	H: 2 LOB: 1 BB: 0 P: 19	R: 2 E: 0 K: 1 S: 14	H: 3 LOB: 1 BB: 0 P: 23	1B: 8 2B: 2 3B: 0 HR: 1	SF: 0 SAC: 0 DP: 0 HBP: 0	WP: 0 PB: 0 SB: 0 CS: 0	PA: 40
PITCHER	IP WLS BF H R ER SO BB IBB HBP BLK WP HR S P ERA WHIP																					
39 Chris Capuano L ERA: 2.81	0.1 H 2 1 0 0 0 0 0 0 0 0 0 3 3 0.00 3.000																					
41 Greg Aquino R ERA: 1.69	1.0 4 1 0 0 0 0 0 0 0 0 0 10 16 0.00 1.000																					
Matt Wise R Brian Shouse L 45 Elmer Dessens R ERA: 7.2	1.0 5 2 1 1 0 0 0 0 0 0 0 11 19 9.00 2.000																					
1.0 6 3 2 2 1 0 0 0 0 0 0 1 14 23 18.00 3.000																						

Milwaukee Brewers @ Cincinnati Reds
Great American Ball Park, Cincinnati, OH
Mon Apr 16 2007, 7:10 PM EDT
Att: 12,521 - Clear - 58 F

AB 39
R 6
H 11
RBI 6
BB 1
SO 6
LOB 15



Batter	1	2	3	4	5	6	7	8	9	AB	R	H	RBI	BB	SO	LOB	TOP										
23 Rickie Weeks Jr. R OBP: 0.359, SLG: 0.627	F8	1-0		G6-3		FC4-6			P4	5	0	1	1	0	0	2	Milwaukee Brewers @ Cincinnati Reds Great American Ball Park, Cincinnati, OH Tue Apr 17 2007, 7:10 PM EDT Att: 14,492 - Clear - 69 F livebaseballscorecards.com AB 35 R 5 H 8 RBI 5 BB 2 SO 6 LOB 13 										
7 J.J. Hardy R OBP: 0.326, SLG: 0.346	G4-3	F8			P5	G5-3			K	5	0	0	0	0	1	4											
28 Prince Fielder L OBP: 0.387, SLG: 0.442	G4-3		K		P5			L9	G4-3	5	0	0	0	0	1	0											
2 Bill Hall R OBP: 0.313, SLG: 0.442		2B	1B	2B	1B	FC4-6		K		4	2	3	0	0	1	0											
Johnny Estrada S OBP: 0.306, SLG: 0.383		P5	1-H	2B	FC4-6			K		4	0	1	1	0	1	2											
Geoff Jenkins L OBP: 0.386, SLG: 0.600		K	P3			SH1-4	1B	BB	F9	3	1	0	0	1	1	2											
Kevin Mench R OBP: 0.343, SLG: 0.500		WP	2B	P3		FC4-6	SH1-4	1B	E5	4	1	2	1	0	0	1											
Craig Counsell L OBP: 0.294, SLG: 0.400		31	2B	IBB	G4-3		SH1-4		K	2	1	0	0	1	1	1											
31 Dave Bush R OBP: 0.335, SLG: 0.500		23	1B		G3-1				L8	2	0	1	2	0	0	0											
18 Gabe Cross L OBP: 0.375, SLG: 0.615										0	0	0	0	0	0	0											
1 Corey Hart R OBP: 0.276, SLG: 0.355										0	0	0	0	0	0	0											
12 Carlos Villanueva R OBP: 0.250, SLG: 0.293										0	0	0	0	0	0	0											
Brian Shouse L OBP: 0.250, SLG: 0.293										0	0	0	0	0	0	0											
41 Greg Aquino R OBP: 0.250, SLG: 0.293										0	0	0	0	0	0	0											
9 Tony Graffanino R OBP: 0.250, SLG: 0.293										0	0	0	0	0	0	0											
45 Elmer Dessens R OBP: 0.250, SLG: 0.293										1	0	0	0	0	0	1											
										0	0	0	0	0	0	0											
Inning Stats	R: 0 E: 0 K: 0 S: 9	H: 0 LOB: 0 BB: 0 P: 13	R: 3 E: 0 K: 1 S: 16	H: 4 LOB: 2 BB: 1 P: 27	R: 1 E: 0 K: 1 S: 15	H: 2 LOB: 1 BB: 0 P: 20	R: 0 E: 0 K: 0 S: 11	H: 0 LOB: 0 BB: 0 P: 15	R: 0 E: 0 K: 0 S: 8	H: 1 LOB: 1 BB: 0 P: 13	R: 1 E: 0 K: 0 S: 12	H: 1 LOB: 2 BB: 1 P: 21	R: 0 E: 0 K: 2 S: 9	H: 0 LOB: 0 BB: 0 P: 10	R: 0 E: 0 K: 1 S: 10	H: 0 LOB: 1 BB: 0 P: 16	R: 0 E: 0 K: 1 S: 7	H: 0 LOB: 0 BB: 0 P: 7	1B: 5 2B: 3 3B: 0 HR: 0	SF: 0 SAC: 1 DP: 0 HBP: 1	WP: 1 PB: 0 SB: 1 CS: 0	PA: 39					
PITCHER	IP	WLS	BF	H	R	ER	SO	BB	IBB	HBP	BLK	WP	HR	S	P	ERA	WHIP										
31 Matt Belisle R ERA: 3.63	5.1		26	8	5	5	2	1	1	0	0	1	0	67	100	8.44	1.688										
Rheal Cormier L ERA: 2.45	0.0	1	0	0	0	0	0	0	0	1	0	0	0	1	4	∞	∞										
35 Kirk Saarloos R ERA: 2.45	0.2	2	0	0	0	0	0	0	0	0	0	0	0	3	5	0.00	0.000										
29 Mike Stanton L ERA: 5.87	2.0	W	7	0	0	0	3	0	0	0	0	0	0	19	26	0.00	0.000										
56 Todd Coffey R ERA: 5.87	1.0		3	0	0	0	1	0	0	0	0	0	0	7	7	0.00	0.000										

Batter	1	2	3	4	5	6	7	8	9	AB	R	H	RBI	BB	SO	LOB	BOTTOM										
6 Ryan Freel R OBP: 0.377, SLG: 0.362	33	1B			33	WP	FC7-4	2B		5	3	4	1	0	0	0	Milwaukee Brewers @ Cincinnati Reds Great American Ball Park, Cincinnati, OH Tue Apr 17 2007, 7:10 PM EDT Att: 14,492 - Clear - 69 F livebaseballscorecards.com AB 37 R 11 H 15 RBI 10 BB 4 SO 7 LOB 19 										
33 Josh Hamilton L OBP: 0.441, SLG: 0.773	2B	L9-3			FC7-4	BB	WP	2	1B	4	2	2	0	1	1	1											
Adam Dunn L OBP: 0.397, SLG: 0.604			K		FC7-4	4	S		2B	5	1	1	1	0	3	5											
56 Todd Coffey R ERA: 5.87			K		FC7-4	4	S		2B	0	0	0	0	0	0	0											
Ken Griffey Jr. L OBP: 0.393, SLG: 0.362	1B	2B		F8	F8	F8			K	5	1	2	2	0	1	3											
4 Brandon Phillips R OBP: 0.306, SLG: 0.389	E6	1B		G5-3	F9	F9			2	5	1	2	3	0	0	2											
Scott Hatteberg L OBP: 0.353, SLG: 0.345					F9	G4-3			G4-3	4	1	1	0	1	0	1											
2 Alex Gonzalez R OBP: 0.400, SLG: 0.353	P2									2	1	1	1	2	0	2											
Javier Valentin S OBP: 0.360, SLG: 0.364					F8				E8	4	1	2	2	0	1	2											
31 Matt Belisle R ERA: 5.87										1	0	0	0	0	1	1											
12 Carlos Villanueva R ERA: 9.64										0	0	0	0	0	0	0											
Brian Shouse L ERA: 9.64										0	0	0	0	0	0	0											
26 David Ross R OBP: 0.297, SLG: 0.103										1	0	0	0	0	0	1											
29 Mike Stanton L OBP: 0.250, SLG: 0.175										0	0	0	0	0	0	0											
9 Juan Castro R OBP: 0.250, SLG: 0.175										0	0	0	0	0	0	0											
Inning Stats	R: 2 E: 1 K: 1 S: 17	H: 4 LOB: 2 BB: 0 P: 28	R: 1 E: 0 K: 0 S: 8	H: 2 LOB: 0 BB: 0 P: 14	R: 0 E: 0 K: 1 S: 8	H: 0 LOB: 0 BB: 0 P: 14	R: 0 E: 0 K: 1 S: 10	H: 1 LOB: 1 BB: 0 P: 12	R: 1 E: 0 K: 0 S: 12	H: 1 LOB: 1 BB: 1 P: 22	R: 0 E: 0 K: 1 S: 9	H: 0 LOB: 1 BB: 1 P: 16	R: 5 E: 1 K: 2 S: 18	H: 4 LOB: 2 BB: 2 P: 34	R: 2 E: 0 K: 1 S: 12	H: 3 LOB: 1 BB: 0 P: 20	1B: 11 2B: 4 3B: 1 HR: 0	SF: 0 SAC: 1 DP: 1 HBP: 0	WP: 2 PB: 0 SB: 1 CS: 0	PA: 42							
PITCHER	IP	WLS	BF	H	R	ER	SO	BB	IBB	HBP	BLK	WP	HR	S	P	ERA	WHIP										
31 Dave Bush R ERA: 5.87	5.0		23	8	4	4	3	1	0	0	0	0	0	55	90	7.20	1.800										
12 Carlos Villanueva R ERA: 9.64	1.0	H	5	1	1	1	1	1	0	0	0	0	0	10	18	9.00	2.000										
Brian Shouse L ERA: 9.64	0.2	L	3	1	0	0	2	0	0	0	0	0	0	8	10	0.00	1.500										
41 Greg Aquino R ERA: 2.7	0.1	B	5	2	4	3	0	1	1	0	0	1	0	9	22	81.00	9.000										
45 Elmer Dessens R ERA: 9.0	1.0		6	3	2	2	1	0	0	0	0	0	0	12	20	18.00	3.000										

Batter	1	2	3	4	5	6	7	8	9	AB	R	H	RBI	BB	SO	LOB	TOP								
Craig Biggio, R (1,4) OBP: 0.250, SLG: 0.373	F9		F9		K			K	FC6-4	5	0	0	0	0	2	2									
Mike Lamb, L (1,5) OBP: 0.467, SLG: 0.364	G6-3			BB		BB		G5-3	G4-6-3	5	1	2	0	0	0	2									
17 Lance Berkman, S (1,3) OBP: 0.368, SLG: 0.262	K			G4-3		G4-3		BB		4	1	1	1	0	1	2									
45 Carlos Lee, R (1,7) OBP: 0.375, SLG: 0.673		F8		BB		G4-3		BB		2	1	0	1	2	0	0									
Luke Scott, L (1,9) OBP: 0.316, SLG: 0.412	F9			BB				BB		2	0	0	0	1	1	0									
Mark Loretta, R (8, PH) OBP: 0.357, SLG: 0.308										1	1	1	1	0	0	0									
Dan Wheeler, R (8,1)										0	0	0	0	0	0	0									
16 Jason Lane, R (1,8) OBP: 0.227, SLG: 0.682					K					4	1	2	3	0	1	3									
28 Adam Everett, R (1,6) OBP: 0.333, SLG: 0.395					K					4	0	0	0	0	2	4									
Brad Ausmus, R (1,2) OBP: 0.378, SLG: 0.367						G4-3				4	1	1	0	0	1	0									
43 Chris Sampson, R (1,1) OBP: 0.294, SLG: 0.333										2	0	0	0	0	2	0									
Orlando Palmeiro, L (8, PH) OBP: 0.500, SLG: 0.333										1	1	1	0	0	0	0									
Inning Stats	R: 0 E: 0 K: 1 S: 9	H: 0 LOB: 0 BB: 0 P: 12	R: 0 E: 0 K: 1 S: 10	H: 1 LOB: 1 BB: 0 P: 16	R: 0 E: 0 K: 1 S: 7	H: 0 LOB: 0 BB: 0 P: 8	R: 0 E: 0 K: 2 S: 17	H: 1 LOB: 3 BB: 2 P: 30	R: 0 E: 0 K: 1 S: 8	H: 0 LOB: 0 BB: 0 P: 11	R: 1 E: 0 K: 1 S: 15	H: 1 LOB: 0 BB: 0 P: 24	R: 0 E: 0 K: 1 S: 7	H: 0 LOB: 0 BB: 0 P: 13	R: 5 E: 0 K: 1 S: 14	H: 3 LOB: 0 BB: 1 P: 25	R: 1 E: 1 K: 0 S: 7	H: 2 LOB: 0 BB: 0 P: 9	1B: 4 2B: 3 HR: 1	SF: 0 SAC: 0 DP: 1 HBP: 1	WP: 0 PB: 0 SB: 0 CS: 0	PA: 38			
PITCHER	IP	WLS	BF	H	R	ER	SO	BB	IBB	HBP	BLK	WP	HR	S	P	ERA	WHIP								
39 Aaron Harang, R (1,1) ERA: 4.37	6.0		23	3	1	1	8	2	0	0	0	0	0	66	101	1.50	0.833								
Victor Santos, R (7,1) ERA: 1.5	1.0	H	3	0	0	0	1	0	0	0	0	0	0	7	13	0.00	0.000								
56 Todd Coffey, R (8,1) ERA: 8.64	0.2	L	5	1	3	3	1	1	0	1	0	0	0	9	18	40.50	3.000								
Rheal Cormier, L (8,1) ERA: 9.0	1.1		7	4	3	3	0	0	0	0	0	0	1	12	16	20.25	3.000								

Houston Astros @ Cincinnati Reds
Great American Ball Park, Cincinnati, OH
Wed Apr 18 2007, 7:10 PM EDT
Att: 13,772 - Cloudy - 61 F

AB 34
R 7
H 8
RBI 6
BB 3
SO 10
LOB 13



Batter	1	2	3	4	5	6	7	8	9	AB	R	H	RBI	BB	SO	LOB	BOTTOM								
6 Ryan Freel, R (1,5) OBP: 0.386, SLG: 0.360	G5-3		G6-3							3	0	1	0	1	0	0									
33 Josh Hamilton, L (1,8) OBP: 0.419, SLG: 0.808	G4-3			HR		G2-3		BB		4	1	1	1	0	1	2									
Adam Dunn, L (1,7) OBP: 0.371, SLG: 0.561	K			F8		L5		K		4	0	0	0	0	2	2									
Ken Griffey Jr., L (1,9) OBP: 0.383, SLG: 0.340		F8		F8				G3		3	0	0	0	1	0	1									
4 Brandon Phillips, R (1,4) OBP: 0.303, SLG: 0.431		HR		P4		F9				4	1	1	1	0	0	2									
Scott Hatteberg, L (1,3) OBP: 0.388, SLG: 0.364					G4-3			BB		4	0	2	0	0	0	0									
2 Alex Gonzalez, R (1,6) OBP: 0.384, SLG: 0.316					F9			K		4	0	0	0	0	1	2									
26 David Ross, R (1,2) OBP: 0.118, SLG: 0.097				K						2	0	0	0	1	1	1									
39 Aaron Harang, R (1,1) ERA: 1.2					F9					2	0	0	0	0	0	1									
12 Edwin Encarnación, R (7, PH) OBP: 0.294, SLG: 0.285										1	0	0	0	0	0	1									
56 Todd Coffey, R (8,1) ERA: 5.14										0	0	0	0	0	0	0									
Rheal Cormier, L (8,1)										0	0	0	0	0	0	0									
Inning Stats	R: 0 E: 0 K: 1 S: 6	H: 2 LOB: 0 BB: 0 P: 7	R: 1 E: 0 K: 0 S: 9	H: 2 LOB: 0 BB: 0 P: 13	R: 0 E: 0 K: 1 S: 7	H: 0 LOB: 0 BB: 0 P: 10	R: 1 E: 0 K: 0 S: 12	H: 1 LOB: 0 BB: 0 P: 18	R: 0 E: 0 K: 0 S: 6	H: 0 LOB: 1 BB: 1 P: 12	R: 0 E: 0 K: 0 S: 11	H: 1 LOB: 1 BB: 1 P: 18	R: 0 E: 0 K: 2 S: 9	H: 1 LOB: 1 BB: 0 P: 9	R: 0 E: 0 K: 2 S: 11	H: 0 LOB: 0 BB: 1 P: 16	1B: 3 2B: 0 HR: 2	SF: 0 SAC: 0 DP: 1 HBP: 0	WP: 0 PB: 0 SB: 0 CS: 0	PA: 34					
PITCHER	IP	WLS	BF	H	R	ER	SO	BB	IBB	HBP	BLK	WP	HR	S	P	ERA	WHIP								
43 Chris Sampson, R (1,1) ERA: 1.2	7.0	W	27	5	2	2	2	1	0	0	0	0	0	20	33	0.00	0.500								
Dan Wheeler, R (8,1) ERA: 5.14	2.0		7	0	0	0	3	1	0	0	0	0	0	20	33	0.00	0.500								

Houston Astros @ Cincinnati Reds
Great American Ball Park, Cincinnati, OH
Wed Apr 18 2007, 7:10 PM EDT
Att: 13,772 - Cloudy - 61 F

AB 31
R 2
H 5
RBI 2
BB 3
SO 5
LOB 12



Batter	1	2	3	4	5	6	7	8	9	AB	R	H	RBI	BB	SO	LOB	TOP										
2 Chris Burke, R OBP: 0.340, SLG: 0.356 Dan Wheeler, R (9, 1)	1-3 K		1-1 2B			2-0 F7		3-3 K	1-2 1B	5	0	2	0	0	2	1											
Mark Loretta, R OBP: 0.316, SLG: 0.278 (1, 4)	0-1 F9		0-1 F9			1-2 F9		3-2 E	1-3 K	5	1	1	0	0	1	2											
17 Lance Berkman, S OBP: 0.371, SLG: 0.277 (1, 3)	1-1 P5			3-1 F8		1-2 F9		2-2 E	2-1 1B	5	1	2	1	0	0	0											
45 Carlos Lee, R OBP: 0.344, SLG: 0.611 (1, 7)		0-2 G6-3		0-0 P3			2-1 F7	3-2 E6	0-3 K	5	1	0	0	0	1	4											
Luke Scott, L OBP: 0.357, SLG: 0.541 (1, 9)		4-1 G1-3 BB		2-2 P5			3-2 HR	2-2 E4		3	2	2	4	1	0	0											
Morgan Ensberg, R OBP: 0.346, SLG: 0.413 (1, 5)		0-1 G1-3		0-1 28 1B G4-6-3 2B			2-1 G6-3	2-2 SF9		3	1	1	1	0	0	1											
28 Adam Everett, R OBP: 0.348, SLG: 0.405 (1, 6)		1-1 L8		1-2 G4-6-3 1B			0-1 1B	3-H K		4	0	2	0	0	1	1											
Humberto Quintero, R OBP: 0.214, SLG: 0.231 (1, 2)			2-3 K		0-2 G4-6-3		1-3 K		2-2 F7	4	0	0	0	0	2	2											
Woody Williams, R OBP: 0.111, SLG: 0.111 54 Brad Lidge, R OBP: 0.302, SLG: 0.373 Craig Biggio, R OBP: 0.346, SLG: 0.413 Trever Miller, L OBP: 0.346, SLG: 0.413 Chad Qualls, R OBP: 0.346, SLG: 0.413 16 Jason Lane, R OBP: 0.346, SLG: 0.413 (1, 1) (7, 1) (8, PH) (8, 1) (8, 1) (8, PH)			2-1 F9		1-2 K			4-0 1B 17 1B BB	1-1 HR	2	0	0	0	0	1	0											
Inning Stats	R: 0 E: 0 K: 1 S: 8	H: 0 LOB: 0 BB: 0 P: 10	R: 0 E: 0 K: 0 S: 8	H: 0 LOB: 1 BB: 1 P: 13	R: 0 E: 0 K: 1 S: 9	H: 1 LOB: 1 BB: 0 P: 14	R: 0 E: 0 K: 0 S: 7	H: 0 LOB: 0 BB: 0 P: 12	R: 1 E: 0 K: 1 S: 12	H: 2 LOB: 0 BB: 0 P: 15	R: 0 E: 0 K: 0 S: 7	H: 0 LOB: 0 BB: 0 P: 11	R: 1 E: 0 K: 1 S: 13	H: 2 LOB: 1 BB: 0 P: 21	R: 5 E: 2 K: 2 S: 27	H: 3 LOB: 0 BB: 1 P: 47	R: 1 E: 0 K: 2 S: 16	H: 3 LOB: 2 BB: 0 P: 23	1B: 6 2B: 3 HR: 2	SF: 1 SAC: 0 DP: 1 HBP: 0	WP: 0 PA: 40 PB: 0 SB: 0 CS: 0						
PITCHER	IP	WLS	BF	H	R	ER	SO	BB	IBB	HBP	BLK	WP	HR	S	P	ERA	WHIP										
61 Bronson Arroyo, R ERA: 3.25 (1, 1)	7.0		26	5	2	2	4	1	0	0	0	0	1	64	96	2.57	0.857										
35 Kirk Saarloos, R ERA: 4.7 (8, 1)	0.1		3	1	2	2	1	1	0	0	0	0	0	6	16	54.00	6.000										
29 Mike Stanton, L ERA: 1.69 (8, 1)	0.0	L	1	1	0	0	1	0	0	0	0	0	0	5	7	∞	∞										
25 David Weathers, R ERA: 2.25 (8, 1)	0.2		4	1	3	1	1	0	0	0	0	0	0	16	24	13.50	1.500										
40 Jon Coutangus, L ERA: 5.09 (9, 1)	1.0		6	3	1	1	2	0	0	0	0	0	1	16	23	9.00	3.000										

Houston Astros @ Cincinnati Reds
Great American Ball Park, Cincinnati, OH
Thu Apr 19 2007, 7:10 PM EDT
Att: 14,222 - Cloudy - 58 F

AB 37
R 8
H 11
RBI 7
BB 2
SO 8
LOB 11



Batter	1	2	3	4	5	6	7	8	9	AB	R	H	RBI	BB	SO	LOB	BOTTOM										
6 Ryan Freel, R OBP: 0.393, SLG: 0.358 (1, 8)	4-2 4 HR BB		1-1 G5-3			3-2 33 HR BB 1B		2-3 K2-3		3	2	1	0	1	1	0											
Adam Dunn, L OBP: 0.379, SLG: 0.550 35 Kirk Saarloos, R (1, 7) (8, 1)	1-3 K		2-3 K		4-1 33 HR BB		0-0 4 G5-4-3 1B			3	1	1	0	1	2	1											
29 Mike Stanton, L (8, 1)					1-2 33 HR BB					0	0	0	0	0	0	0											
25 David Weathers, R (8, 1)										0	0	0	0	0	0	0											
40 Jon Coutangus, L (9, 1)										0	0	0	0	0	0	0											
4 Brandon Phillips, R OBP: 0.300, SLG: 0.468 (1, 4)	1-0 1-H HR		2-1 G1-3		3-2 F9		1-0 G5-4-3			4	1	1	2	0	0	3											
33 Josh Hamilton, L OBP: 0.429, SLG: 0.900 (1, 9)	1-0 12 G4-3 2B		0-0 F8		0-0 1-H 2-H HR			1-0 F7		4	2	2	3	0	0	0											
12 Edwin Encarnación, R OBP: 0.273, SLG: 0.188 (1, 5)	0-1 G4-3			3-1 P6		2-1 F7		0-3 K		4	0	0	0	0	1	1											
Scott Hatteberg, L OBP: 0.357, SLG: 0.378 (1, 3)	2-1 2B			3-1 P5			0-1 F8		2-1 G6-3	4	0	1	1	0	0	0											
2 Alex Gonzalez, R OBP: 0.354, SLG: 0.310 (1, 6)	1-1 G5-3			2-0 1B			1-2 P6		0-1 G6-3	4	0	1	0	0	0	1											
26 David Ross, R OBP: 0.162, SLG: 0.121 9 Juan Castro, R OBP: 0.200, SLG: 0.167 (1, 2) (8, PH)			0-0 61 B1-6-4 1B		0-0 F8		4-2 BB		0-3 K	2	0	1	0	1	0	1											
61 Bronson Arroyo, R OBP: 0.100, SLG: 0.100 30 Norris Hopper, R (8, 7)			0-0 B1-6-4			2-1 G1-3		1-0 F7		2-1 F8	3	0	0	0	0	2											
Inning Stats	R: 3 E: 0 K: 1 S: 13	H: 3 LOB: 1 BB: 1 P: 23	R: 0 E: 0 K: 0 S: 4	H: 1 LOB: 0 BB: 0 P: 5	R: 0 E: 0 K: 1 S: 6	H: 0 LOB: 0 BB: 0 P: 10	R: 0 E: 0 K: 0 S: 6	H: 1 LOB: 1 BB: 0 P: 14	R: 3 E: 0 K: 0 S: 15	H: 2 LOB: 0 BB: 1 P: 29	R: 0 E: 0 K: 0 S: 10	H: 0 LOB: 0 BB: 1 P: 16	R: 0 E: 0 K: 1 S: 5	H: 1 LOB: 0 BB: 0 P: 8	R: 0 E: 0 K: 1 S: 6	H: 0 LOB: 0 BB: 0 P: 9	R: 0 E: 0 K: 1 S: 7	H: 0 LOB: 0 BB: 0 P: 9	1B: 4 2B: 2 HR: 2	SF: 0 SAC: 0 DP: 2 HBP: 0	WP: 0 PA: 36 PB: 0 SB: 0 CS: 0						
PITCHER	IP	WLS	BF	H	R	ER	SO	BB	IBB	HBP	BLK	WP	HR	S	P	ERA	WHIP										
Woody Williams, R ERA: 6.55 (1, 1)	6.0		27	7	6	6	2	3	0	0	0	0	0	5	8	0.00	1.000										
54 Brad Lidge, R ERA: 5.79 (7, 1)	1.0	W	3	1	0	0	1	0	0	0	0	0	0	1	2	0.00	0.000										
Trever Miller, L ERA: 7.71 (8, 1)	0.1	H	1	0	0	0	0	0	0	0	0	0	0	1	2	0.00	0.000										
Chad Qualls, R ERA: 2.35 (8, 1)	0.2	H	2	0	0	0	1	0	0	0	0	0	0	5	7	0.00	0.000										
Dan Wheeler, R ERA: 4.6 (9, 1)	1.0	S	3	0	0	0	1	0	0	0	0	0	0	7	9	0.00	0.000										

Houston Astros @ Cincinnati Reds
Great American Ball Park, Cincinnati, OH
Thu Apr 19 2007, 7:10 PM EDT
Att: 14,222 - Cloudy - 58 F

AB 33
R 6
H 8
RBI 6
BB 3
SO 5
LOB 9



Batter	1	2	3	4	5	6	7	8	9	AB	R	H	RBI	BB	SO	LOB	TOP							
33 Josh Hamilton, L OBP: 0.404, SLG: 0.682	L6		P6	G4-3			F9			6	0	2	0	0	0	2	Cincinnati Reds @ St. Louis Cardinals Busch Stadium, St. Louis, MO Tue Apr 24 2007, 7:10 PM CDT Att. 42,309 - Rain - 73 F							
4 Brandon Phillips, R OBP: 0.315, SLG: 0.423								G5-3	G6-4-3	6	0	2	0	0	0	5								
Adam Dunn, L OBP: 0.369, SLG: 0.479 6 Ryan Freel, R OBP: 0.365, SLG: 0.364			G4-3			P5		F9		3	1	0	0	2	0	1								
Ken Griffey Jr., L OBP: 0.394, SLG: 0.418 30 Norris Hopper, R						K		F7		4	1	1	2	1	1	1								
12 Edwin Encarnación, R OBP: 0.286, SLG: 0.210 9 Juan Castro, R OBP: 0.174, SLG: 0.143		E6							G1-3	4	2	1	0	0	0	0								
Scott Hatteberg, L OBP: 0.394, SLG: 0.460										5	2	3	0	0	0	4								
2 Alex Gonzalez, R OBP: 0.338, SLG: 0.441										5	4	4	5	0	0	1								
26 David Ross, R OBP: 0.188, SLG: 0.140										5	0	2	1	0	0	1								
39 Aaron Harang, R OBP: 0.091, SLG: 0.100 29 Mike Stanton, L										2	0	1	1	0	0	0								
Jeff Conine, R OBP: 0.343, SLG: 0.606 56 Todd Coffey, R										1	0	1	1	0	0	0								
Inning Stats	R: 0 E: 0 K: 0 S: 7	H: 1 LOB: 1 BB: 1 P: 11	R: 2 E: 1 K: 0 S: 10	H: 1 LOB: 0 BB: 0 P: 15	R: 0 E: 0 K: 0 S: 9	H: 1 LOB: 3 BB: 1 P: 16	R: 1 E: 0 K: 0 S: 13	H: 2 LOB: 0 BB: 0 P: 20	R: 5 E: 0 K: 1 S: 17	H: 6 LOB: 2 BB: 1 P: 23	R: 0 E: 0 K: 1 S: 8	H: 0 LOB: 0 BB: 0 P: 10	R: 0 E: 0 K: 0 S: 11	H: 2 LOB: 2 BB: 0 P: 16	R: 0 E: 0 K: 0 S: 10	H: 0 LOB: 0 BB: 0 P: 12	R: 2 E: 0 K: 0 S: 18	H: 5 LOB: 2 BB: 0 P: 23	1B: 13 2B: 1 3B: 0 HR: 3	SF: 1 SAC: 1 DP: 1 HBP: 1	WP: 0 PB: 0 SB: 0 CS: 0	PA: 47		
PITCHER	IP WLS BF H R ER SO BB IBB HBP BLK WP HR S P ERA WHIP	IP WLS BF H R ER SO BB IBB HBP BLK WP HR S P ERA WHIP	IP WLS BF H R ER SO BB IBB HBP BLK WP HR S P ERA WHIP	IP WLS BF H R ER SO BB IBB HBP BLK WP HR S P ERA WHIP	IP WLS BF H R ER SO BB IBB HBP BLK WP HR S P ERA WHIP	IP WLS BF H R ER SO BB IBB HBP BLK WP HR S P ERA WHIP	IP WLS BF H R ER SO BB IBB HBP BLK WP HR S P ERA WHIP	IP WLS BF H R ER SO BB IBB HBP BLK WP HR S P ERA WHIP	IP WLS BF H R ER SO BB IBB HBP BLK WP HR S P ERA WHIP	IP WLS BF H R ER SO BB IBB HBP BLK WP HR S P ERA WHIP	IP WLS BF H R ER SO BB IBB HBP BLK WP HR S P ERA WHIP	IP WLS BF H R ER SO BB IBB HBP BLK WP HR S P ERA WHIP	IP WLS BF H R ER SO BB IBB HBP BLK WP HR S P ERA WHIP	IP WLS BF H R ER SO BB IBB HBP BLK WP HR S P ERA WHIP	IP WLS BF H R ER SO BB IBB HBP BLK WP HR S P ERA WHIP	IP WLS BF H R ER SO BB IBB HBP BLK WP HR S P ERA WHIP	IP WLS BF H R ER SO BB IBB HBP BLK WP HR S P ERA WHIP	IP WLS BF H R ER SO BB IBB HBP BLK WP HR S P ERA WHIP	IP WLS BF H R ER SO BB IBB HBP BLK WP HR S P ERA WHIP	IP WLS BF H R ER SO BB IBB HBP BLK WP HR S P ERA WHIP	IP WLS BF H R ER SO BB IBB HBP BLK WP HR S P ERA WHIP	IP WLS BF H R ER SO BB IBB HBP BLK WP HR S P ERA WHIP	IP WLS BF H R ER SO BB IBB HBP BLK WP HR S P ERA WHIP	IP WLS BF H R ER SO BB IBB HBP BLK WP HR S P ERA WHIP

AB	41
R	10
H	17
RBI	10
BB	3
SO	1
LOB	15



Batter	1	2	3	4	5	6	7	8	9	AB	R	H	RBI	BB	SO	LOB	BOTTOM							
22 David Eckstein, R OBP: 0.300, SLG: 0.254	F7		F1					G5-3		4	0	0	0	0	0	3	Cincinnati Reds @ St. Louis Cardinals Busch Stadium, St. Louis, MO Tue Apr 24 2007, 7:10 PM CDT Att. 42,309 - Rain - 73 F							
16 Chris Duncan, L OBP: 0.375, SLG: 0.561										4	0	1	1	0	1	2								
5 Albert Pujols, R OBP: 0.329, SLG: 0.459 So Taguchi, R OBP: 0.310, SLG: 0.346										4	0	1	0	0	0	0								
15 Jim Edmonds, L OBP: 0.286, SLG: 0.304										4	0	0	0	0	2	2								
27 Scott Rolen, R OBP: 0.323, SLG: 0.458 Gary Bennett, R OBP: 0.389, SLG: 0.412										3	1	2	0	0	0	0								
26 Scott Spiezio, S OBP: 0.356, SLG: 0.270										4	0	2	1	0	1	1								
7 Adam Kennedy, L OBP: 0.268, SLG: 0.288										3	0	1	0	1	0	1								
4 Yadier Molina, R OBP: 0.361, SLG: 0.255										4	1	2	0	0	0	2								
Kip Wells, R OBP: 0.235, SLG: 0.750 Tyler Johnson, S OBP: 0.192, SLG: 0.192 55 Skip Schumaker, L OBP: 0.291, SLG: 0.291 48 Brad Thompson, R OBP: 0.268, SLG: 0.336 3 Preston Wilson, R OBP: 0.268, SLG: 0.336										1	0	0	0	0	1	2								
Inning Stats	R: 0 E: 0 K: 0 S: 7	H: 0 LOB: 0 BB: 0 P: 12	R: 0 E: 0 K: 1 S: 11	H: 1 LOB: 0 BB: 0 P: 13	R: 0 E: 0 K: 1 S: 15	H: 1 LOB: 2 BB: 1 P: 22	R: 1 E: 0 K: 1 S: 10	H: 2 LOB: 1 BB: 0 P: 18	R: 0 E: 0 K: 0 S: 6	H: 0 LOB: 0 BB: 0 P: 11	R: 0 E: 0 K: 1 S: 12	H: 0 LOB: 0 BB: 0 P: 14	R: 0 E: 0 K: 1 S: 8	H: 0 LOB: 0 BB: 0 P: 14	R: 1 E: 0 K: 0 S: 16	H: 3 LOB: 2 BB: 0 P: 25		R: 1 E: 0 K: 0 S: 9	H: 3 LOB: 1 BB: 0 P: 10	1B: 9 2B: 1 3B: 0 HR: 0	SF: 0 SAC: 0 DP: 1 HBP: 0	WP: 0 PB: 0 SB: 0 CS: 1	PA: 37	
PITCHER	IP WLS BF H R ER SO BB IBB HBP BLK WP HR S P ERA WHIP	IP WLS BF H R ER SO BB IBB HBP BLK WP HR S P ERA WHIP	IP WLS BF H R ER SO BB IBB HBP BLK WP HR S P ERA WHIP	IP WLS BF H R ER SO BB IBB HBP BLK WP HR S P ERA WHIP	IP WLS BF H R ER SO BB IBB HBP BLK WP HR S P ERA WHIP	IP WLS BF H R ER SO BB IBB HBP BLK WP HR S P ERA WHIP	IP WLS BF H R ER SO BB IBB HBP BLK WP HR S P ERA WHIP	IP WLS BF H R ER SO BB IBB HBP BLK WP HR S P ERA WHIP	IP WLS BF H R ER SO BB IBB HBP BLK WP HR S P ERA WHIP	IP WLS BF H R ER SO BB IBB HBP BLK WP HR S P ERA WHIP	IP WLS BF H R ER SO BB IBB HBP BLK WP HR S P ERA WHIP	IP WLS BF H R ER SO BB IBB HBP BLK WP HR S P ERA WHIP	IP WLS BF H R ER SO BB IBB HBP BLK WP HR S P ERA WHIP	IP WLS BF H R ER SO BB IBB HBP BLK WP HR S P ERA WHIP	IP WLS BF H R ER SO BB IBB HBP BLK WP HR S P ERA WHIP	IP WLS BF H R ER SO BB IBB HBP BLK WP HR S P ERA WHIP	IP WLS BF H R ER SO BB IBB HBP BLK WP HR S P ERA WHIP	IP WLS BF H R ER SO BB IBB HBP BLK WP HR S P ERA WHIP	IP WLS BF H R ER SO BB IBB HBP BLK WP HR S P ERA WHIP	IP WLS BF H R ER SO BB IBB HBP BLK WP HR S P ERA WHIP	IP WLS BF H R ER SO BB IBB HBP BLK WP HR S P ERA WHIP	IP WLS BF H R ER SO BB IBB HBP BLK WP HR S P ERA WHIP	IP WLS BF H R ER SO BB IBB HBP BLK WP HR S P ERA WHIP	IP WLS BF H R ER SO BB IBB HBP BLK WP HR S P ERA WHIP




Batter	1	2	3	4	5	6	7	8	9	AB	R	H	RBI	BB	SO	LOB	TOP		
33 Josh Hamilton, L (1, 8) OBP: 0.411, SLG: 0.723	4-2 G3 SH1-3 BB		2-2 G4-3			0-0 HR		2-3 K		3	1	1	1	1	1	0	Cincinnati Reds @ St. Louis Cardinals Busch Stadium, St. Louis, MO Wed Apr 25 2007, 7:10 PM CDT Att: 42,225 - Cloudy - 69 F		
4 Brandon Phillips, R (1, 4) OBP: 0.364, SLG: 0.467	1-0 SH1-3		1-1 G4-3			1-2 F8		3-3 K2-3		3	0	0	0	0	1	0			
Adam Dunn, L (1, 7) OBP: 0.364, SLG: 0.481	1-0 G3			1-3 K		3-1 F8			2-1 G4-3 1B 2B	4	1	1	0	0	1	1			
Ken Griffey Jr., L (1, 9) OBP: 0.371, SLG: 0.390	1-0 F8			2-0 G3		3-2 P5			2-2 G4-3	4	0	0	0	0	0	2			
12 Edwin Encarnación, R (1, 5) OBP: 0.270, SLG: 0.197		2-2 G5-3		0-2 G4-3			2-1 P6		2-2 P3	4	0	0	0	0	0	1			
Scott Hatteberg, L (1, 3) OBP: 0.373, SLG: 0.453		4-2 BB			0-1 G4-3		1-0 G6-3		2-0 1B	3	0	1	1	1	0	0			
2 Alex Gonzalez, R (1, 6) OBP: 0.348, SLG: 0.444		0-0 P6			1-2 1B		1-1 1B		1-1 E6 FC3-6 1B	4	0	2	0	0	0	2			
26 David Ross, R (1, 2) OBP: 0.176, SLG: 0.130		2-3 K			1-3 K		0-2 G6-3		1-1 FC3-6	3	0	0	0	0	2	3			
Javier Valentin, S (9, PH) OBP: 0.355, SLG: 0.320									1-2 1-2	1	0	0	0	0	0	2			
61 Bronson Arroyo, R (1, 1) OBP: 0.083, SLG: 0.083			2-2 G1-3			2-3 K		3-2 P4		2	0	0	0	0	1	1			
6 Ryan Freel, R (8, PH) OBP: 0.360, SLG: 0.358										1	0	0	0	0	0	0			
35 Kirk Saarloos, R (8, 1) OBP: 0.355, SLG: 0.320										0	0	0	0	0	0	0			
40 Jon Coutlangus, L (8, 1) OBP: 0.355, SLG: 0.320										0	0	0	0	0	0	0			
Victor Santos, R (8, 1) OBP: 0.355, SLG: 0.320										0	0	0	0	0	0	0			
Inning Stats	R: 0 E: 0 K: 0 S: 5	H: 0 LOB: 1 BB: 1 P: 12	R: 0 E: 0 K: 1 S: 9	H: 0 LOB: 1 BB: 1 P: 17	R: 0 E: 0 K: 1 S: 8	H: 0 LOB: 0 BB: 0 P: 13	R: 0 E: 0 K: 1 S: 8	H: 0 LOB: 0 BB: 0 P: 11	R: 0 E: 0 K: 2 S: 12	H: 1 LOB: 1 BB: 0 P: 16	R: 1 E: 0 K: 0 S: 12	H: 2 LOB: 2 BB: 0 P: 19	R: 0 E: 0 K: 2 S: 11	H: 0 LOB: 0 BB: 0 P: 19	R: 1 E: 1 K: 0 S: 14	H: 2 LOB: 2 BB: 0 P: 24	1B: 3 2B: 1 3B: 0 HR: 1	SF: 0 SAC: 1 DP: 0 HBP: 0	WP: 0 PA: 35 PB: 0 SB: 0 CS: 0
PITCHER	IP WLS BF H R ER SO BB IBB HBP BLK WP HR S P ERA WHIP	IP WLS BF H R ER SO BB IBB HBP BLK WP HR S P ERA WHIP	IP WLS BF H R ER SO BB IBB HBP BLK WP HR S P ERA WHIP	IP WLS BF H R ER SO BB IBB HBP BLK WP HR S P ERA WHIP	IP WLS BF H R ER SO BB IBB HBP BLK WP HR S P ERA WHIP	IP WLS BF H R ER SO BB IBB HBP BLK WP HR S P ERA WHIP	IP WLS BF H R ER SO BB IBB HBP BLK WP HR S P ERA WHIP	IP WLS BF H R ER SO BB IBB HBP BLK WP HR S P ERA WHIP	IP WLS BF H R ER SO BB IBB HBP BLK WP HR S P ERA WHIP	IP WLS BF H R ER SO BB IBB HBP BLK WP HR S P ERA WHIP	IP WLS BF H R ER SO BB IBB HBP BLK WP HR S P ERA WHIP	IP WLS BF H R ER SO BB IBB HBP BLK WP HR S P ERA WHIP	IP WLS BF H R ER SO BB IBB HBP BLK WP HR S P ERA WHIP	IP WLS BF H R ER SO BB IBB HBP BLK WP HR S P ERA WHIP	IP WLS BF H R ER SO BB IBB HBP BLK WP HR S P ERA WHIP	IP WLS BF H R ER SO BB IBB HBP BLK WP HR S P ERA WHIP	IP WLS BF H R ER SO BB IBB HBP BLK WP HR S P ERA WHIP	IP WLS BF H R ER SO BB IBB HBP BLK WP HR S P ERA WHIP	IP WLS BF H R ER SO BB IBB HBP BLK WP HR S P ERA WHIP

AB	32
R	2
H	5
RBI	2
BB	2
SO	6
LOB	12



Batter	1	2	3	4	5	6	7	8	9	AB	R	H	RBI	BB	SO	LOB	BOTTOM		
22 David Eckstein, R (1, 6) OBP: 0.298, SLG: 0.253	0-1 G4-3		1-1 P2		0-0 P6			0-1 16 BB 5 2B 1B		4	1	1	0	0	0	0	Cincinnati Reds @ St. Louis Cardinals Busch Stadium, St. Louis, MO Wed Apr 25 2007, 7:10 PM CDT Att: 42,225 - Cloudy - 69 F		
16 Chris Duncan, L (1, 7) OBP: 0.395, SLG: 0.565	0-0 5 BB 1B		0-0 1B		3-2 F8			4-2 5 2B BB		3	1	2	0	1	0	0			
5 Albert Pujols, R (1, 3) OBP: 0.337, SLG: 0.468	4-2 1B		1-3 K		2-2 G5-3			2-2 FC1-5 1H 2H 2B		3	0	1	2	1	1				
27 Scott Rolen, R (1, 5) OBP: 0.333, SLG: 0.468	1-1 F8			2-2 15 1B 2B		0-0 G1-3		4-0 FC1-5 IBB		3	2	1	0	1	0	2			
15 Jim Edmonds, L (1, 8) OBP: 0.288, SLG: 0.305	1-2 L9			0-2 4 1B 1B		3-2 G1-3		0-0 FC1-5 3 E 4 SF9		3	0	1	1	0	0	2			
So Taguchi, R (8, PH) OBP: 0.300, SLG: 0.333								1-2 2-3F		1	1	0	0	0	0	2			
3 Preston Wilson, R (1, 9) OBP: 0.288, SLG: 0.340		1-1 G4-3		1-0 F7		2-3 K		1-2 E6 4 SF9		4	0	0	0	0	1	2			
7 Adam Kennedy, L (1, 4) OBP: 0.267, SLG: 0.273		0-1 F9		1-1 F7			0-1 G4-3	4-0 34 S IBB		3	0	0	0	1	0	1			
4 Yadier Molina, R (1, 2) OBP: 0.354, SLG: 0.259		1-1 G6-3		1-1 1B			2-2 F7	0-0 SF9		3	0	1	1	0	0	0			
41 Braden Looper, R (1, 1) OBP: 0.111, SLG: 0.111			0-0 G5-3		2-1 G6-3		2-2 G3	2-3 3H K		2	0	0	0	0	0	2			
55 Skip Schumaker, L (7, PH) OBP: 0.172, SLG: 0.155										1	0	0	0	0	0	0			
36 Russ Springer, R (8, 1) OBP: 0.355, SLG: 0.320										0	0	0	0	0	0	0			
34 Randy Flores, L (8, 1) OBP: 0.355, SLG: 0.320										1	0	0	0	0	1	2			
44 Jason Istringhausen, R (9, 1) OBP: 0.355, SLG: 0.320										0	0	0	0	0	0	0			
Inning Stats	R: 0 E: 0 K: 0 S: 11	H: 1 LOB: 2 BB: 1 P: 17	R: 0 E: 0 K: 0 S: 6	H: 0 LOB: 0 BB: 0 P: 8	R: 0 E: 0 K: 1 S: 7	H: 1 LOB: 1 BB: 0 P: 9	R: 1 E: 0 K: 0 S: 13	H: 3 LOB: 2 BB: 0 P: 20	R: 0 E: 0 K: 1 S: 8	H: 0 LOB: 0 BB: 0 P: 13	R: 0 E: 0 K: 0 S: 13	H: 0 LOB: 0 BB: 0 P: 17	R: 4 E: 1 K: 1 S: 19	H: 2 LOB: 2 BB: 3 P: 35	1B: 5 2B: 2 3B: 0 HR: 0	SF: 1 SAC: 0 DP: 0 HBP: 0	WP: 0 PA: 36 PB: 0 SB: 1 CS: 0		
PITCHER	IP WLS BF H R ER SO BB IBB HBP BLK WP HR S P ERA WHIP	IP WLS BF H R ER SO BB IBB HBP BLK WP HR S P ERA WHIP	IP WLS BF H R ER SO BB IBB HBP BLK WP HR S P ERA WHIP	IP WLS BF H R ER SO BB IBB HBP BLK WP HR S P ERA WHIP	IP WLS BF H R ER SO BB IBB HBP BLK WP HR S P ERA WHIP	IP WLS BF H R ER SO BB IBB HBP BLK WP HR S P ERA WHIP	IP WLS BF H R ER SO BB IBB HBP BLK WP HR S P ERA WHIP	IP WLS BF H R ER SO BB IBB HBP BLK WP HR S P ERA WHIP	IP WLS BF H R ER SO BB IBB HBP BLK WP HR S P ERA WHIP	IP WLS BF H R ER SO BB IBB HBP BLK WP HR S P ERA WHIP	IP WLS BF H R ER SO BB IBB HBP BLK WP HR S P ERA WHIP	IP WLS BF H R ER SO BB IBB HBP BLK WP HR S P ERA WHIP	IP WLS BF H R ER SO BB IBB HBP BLK WP HR S P ERA WHIP	IP WLS BF H R ER SO BB IBB HBP BLK WP HR S P ERA WHIP	IP WLS BF H R ER SO BB IBB HBP BLK WP HR S P ERA WHIP	IP WLS BF H R ER SO BB IBB HBP BLK WP HR S P ERA WHIP	IP WLS BF H R ER SO BB IBB HBP BLK WP HR S P ERA WHIP	IP WLS BF H R ER SO BB IBB HBP BLK WP HR S P ERA WHIP	IP WLS BF H R ER SO BB IBB HBP BLK WP HR S P ERA WHIP

AB	31
R	5
H	7
RBI	4
BB	4
SO	3
LOB	14



Batter	1	2	3	4	5	6	7	8	9	AB	R	H	RBI	BB	SO	LOB	TOP													
6 Ryan Freel, R OBP: 0.354, SLG: 0.343	3-1 P2		1-2 F9		2-1 F8			4-2 G1-3 WP BB		3	1	0	0	1	0	0	Cincinnati Reds @ St. Louis Cardinals Busch Stadium, St. Louis, MO Thu Apr 26 2007, 12:10 PM CDT Att: 42,503 - Cloudy - 64 F													
2 Alex Gonzalez, R OBP: 0.356, SLG: 0.478	3-1 2B 3B		1-2 4 HR 1B		0-1 G5-3			3-1 G1-3 1-3		4	2	2	0	0	0	1														
4 Brandon Phillips, R 25 David Weathers, R	2-2 2B 3H		1-1 HR		3-2 F8			2-3 K		4	1	2	3	0	1	0														
Jeff Conine, R OBP: 0.308, SLG: 0.541	0-0 G5-3		1-1 G2-3		0-0 F9			2-2 P4		4	0	0	0	0	0	0														
33 Josh Hamilton, L OBP: 0.400, SLG: 0.706		0-0 P4		0-0 SH3 2B				1-1 G5-3		4	0	1	0	0	0	0														
9 Juan Castro, R OBP: 0.354, SLG: 0.125		1-0 L8		0-0 SH3				2-3 K		3	0	0	0	0	1	0														
26 David Ross, R Javier Valentin, S		1-0 HR		2-3 K				0-1 F7		2	1	1	1	0	1	1														
30 Norris Hopper, R Adam Dunn, L		0-0 G4-3		1-1 P3				3-2 G6-3		2	0	0	0	0	0	1														
Kyle Lohse, R 40 Jon Coutlangus, L 56 Todd Coffey, R Scott Hatteberg, L 12 Edwin Encarnación, R			0-2 G6-3		2-1 G2-3			0-1 F8		2	0	0	0	0	0	0														
Inning Stats	R: 1 E: 0 K: 0 S: 8	H: 2 LOB: 0 BB: 0 P: 16	R: 1 E: 0 K: 0 S: 4	H: 1 LOB: 0 BB: 0 P: 6	R: 2 E: 0 K: 0 S: 13	H: 2 LOB: 0 BB: 0 P: 17	R: 0 E: 0 K: 1 S: 9	H: 1 LOB: 1 BB: 0 P: 12	R: 0 E: 0 K: 0 S: 6	H: 0 LOB: 0 BB: 0 P: 10	R: 0 E: 0 K: 0 S: 5	H: 0 LOB: 0 BB: 0 P: 9	R: 0 E: 0 K: 0 S: 6	H: 0 LOB: 0 BB: 0 P: 10	R: 1 E: 0 K: 1 S: 12	H: 0 LOB: 0 BB: 1 P: 21		R: 0 E: 0 K: 1 S: 9	H: 0 LOB: 0 BB: 0 P: 14	1B: 1 2B: 2 3B: 1 HR: 2	SF: 0 SAC: 1 DP: 0 HBP: 0	WP: 1 PB: 0 SB: 1 CS: 0	PA: 33							
PITCHER	IP WLS BF H R ER SO BB IBB HBP BLK WP HR S P ERA WHIP																													
54 Randy Keisler, L 48 Brad Thompson, R 36 Russ Springer, R 31 Ryan Franklin, R 44 Jason Istringhausen, R	3.1 4.1 6.1 7.1 9.1	15 5 7 3 3	6 0 0 0 0	4 0 0 1 0	4 0 0 1 0	0 0 0 0 0	0 0 0 0 0	0 0 0 0 0	0 0 0 0 0	2 0 5 18 9	27 13 9 31 14	41 20 9 20 14	10.80 0.00 0.00 4.50 0.00	1.800 0.000 0.000 0.500 0.000																

AB	31
R	5
H	6
RBI	4
BB	1
SO	3
LOB	3



Batter	1	2	3	4	5	6	7	8	9	AB	R	H	RBI	BB	SO	LOB	BOTTOM													
Aaron Miles, S OBP: 0.308, SLG: 0.306	1-2 G5-3		3-2 55 2B 1B		0-0 G6-4-3 55 1B		0-0 F9		2-2 SF7		4	1	2	1	0	1	Cincinnati Reds @ St. Louis Cardinals Busch Stadium, St. Louis, MO Thu Apr 26 2007, 12:10 PM CDT Att: 42,503 - Cloudy - 64 F													
55 Skip Schumaker, L OBP: 0.235, SLG: 0.281	0-0 F7		3-1 5 1B 2B		2-1 G6-4-3 5 1B		2-2 FC6-4 5 1B		0-2 G3		5	0	3	2	0	0														
5 Albert Pujols, R OBP: 0.344, SLG: 0.481	3-1 2B		2-2 2H 1B		0-0 G6-4-3		1-1 FC6-4 15 1B 27 BB 26 1B		4-0 26 1B 15 1B BB		4	1	2	0	0	3														
27 Scott Rolen, R OBP: 0.343, SLG: 0.453	3-3 K		0-0 G6-3		4-0 BB		1-2 26 1B 15 1B BB		1-2 26 1B 1B		2	0	0	0	2	1														
15 Jim Edmonds, L OBP: 0.286, SLG: 0.302		1-2 L7		1-2 F8		0-0 F7		1-2 26 1B 1B		4	0	1	0	0	0	2														
26 Scott Spiezio, S OBP: 0.367, SLG: 0.317		0-1 P3		2-2 G4-3		3-1 7 2B 2B		1-2 7 2B 1B		4	1	2	1	0	0	0														
7 Adam Kennedy, L OBP: 0.281, SLG: 0.322		3-2 G3-1		1-1 1B 2B		0-1 2H 2B		1-2 1B 2B		4	1	2	1	0	0	3														
Gary Bennett, R OBP: 0.364, SLG: 0.381			1-0 F8		0-1 1B 55 1B 1B		1-3 K		2-3 K		4	1	1	0	0	2														
54 Randy Keisler, L 48 Brad Thompson, R So Taguchi, R 36 Russ Springer, R 3 Preston Wilson, R 31 Ryan Franklin, R 16 Chris Duncan, L 44 Jason Istringhausen, R	11.1 14.1 15.1 16.1 17.1 18.1 19.1	0.0 1.0 1.0 1.0 1.0 1.0 1.0	0 0 0 0 0 0 0	0 0 0 0 0 0 0	0 0 0 0 0 0 0	0 0 0 0 0 0 0	0 0 0 0 0 0 0	0 0 0 0 0 0 0	0 0 0 0 0 0 0	0 0 0 0 0 0 0	0 0 0 0 0 0 0	0 0 0 0 0 0 0	0 0 0 0 0 0 0	0 0 0 0 0 0 0	0 0 0 0 0 0 0	0 0 0 0 0 0 0		0 0 0 0 0 0 0												
Inning Stats	R: 0 E: 0 K: 1 S: 10	H: 1 LOB: 1 BB: 0 P: 17	R: 0 E: 0 K: 0 S: 9	H: 0 LOB: 0 BB: 0 P: 13	R: 1 E: 0 K: 0 S: 12	H: 3 LOB: 2 BB: 0 P: 21	R: 0 E: 0 K: 0 S: 9	H: 0 LOB: 0 BB: 0 P: 12	R: 3 E: 0 K: 0 S: 12	H: 5 LOB: 2 BB: 1 P: 22	R: 1 E: 0 K: 2 S: 12	H: 2 LOB: 1 BB: 0 P: 18	R: 1 E: 0 K: 0 S: 12	H: 3 LOB: 2 BB: 1 P: 22	R: 1 E: 0 K: 1 S: 14	H: 1 LOB: 0 BB: 0 P: 18		1B: 9 2B: 6 3B: 0 HR: 0	SF: 1 SAC: 0 DP: 2 HBP: 0	WP: 1 PB: 0 SB: 0 CS: 0	PA: 38									
PITCHER	IP WLS BF H R ER SO BB IBB HBP BLK WP HR S P ERA WHIP																													
Kyle Lohse, R 40 Jon Coutlangus, L 56 Todd Coffey, R 25 David Weathers, R	6.0 7.1 7.1 8.1	28 1 2 4	11 1 0 1	5 1 0 1	5 1 0 1	0 0 0 0	0 0 0 0	0 0 0 0	0 0 0 0	0 0 9 14	3 5 17 18	103 5 17 18	7.50 ∞ 0.00 9.00	2.000 ∞ 3.000 1.000																

AB	35
R	7
H	15
RBI	6
BB	2
SO	4
LOB	12



Batter	1	2	3	4	5	6	7	8	9	AB	R	H	RBI	BB	SO	LOB	TOP										
6 Ryan Freel, R OBP: 0.333, SLG: 0.320											5	0	0	0	0	1	3										
Scott Hatteberg, L OBP: 0.375, SLG: 0.448											4	0	2	0	0	0	0										
4 Brandon Phillips, R OBP: 0.310, SLG: 0.449											4	0	1	0	0	0	1										
33 Josh Hamilton, L OBP: 0.391, SLG: 0.673											4	0	1	0	0	0	2										
2 Alex Gonzalez, R OBP: 0.364, SLG: 0.493											4	0	2	0	0	0	3										
Adam Dunn, L OBP: 0.355, SLG: 0.500											4	1	1	1	0	3	2										
12 Edwin Encarnación, R OBP: 0.260, SLG: 0.188											3	0	0	0	0	0	1										
Javier Valentin, S OBP: 0.389, SLG: 0.345											3	0	2	0	1	0	0										
22 Eric Milton, L 35 Kirk Saarloos, R Ken Griffey Jr., L Kyle Lohse, R Victor Santos, R Jeff Conine, R											2	0	0	0	0	0	3										
Inning Stats	R: 0 E: 0 K: 1 S: 6	H: 0 LOB: 0 BB: 0 P: 9	R: 0 E: 1 K: 1 S: 18	H: 1 LOB: 3 BB: 1 P: 25	R: 0 E: 0 K: 0 S: 6	H: 1 LOB: 0 BB: 0 P: 11	R: 0 E: 0 K: 1 S: 8	H: 1 LOB: 1 BB: 0 P: 11	R: 0 E: 0 K: 0 S: 7	H: 0 LOB: 0 BB: 0 P: 12	R: 0 E: 0 K: 0 S: 9	H: 2 LOB: 1 BB: 0 P: 12	R: 0 E: 0 K: 1 S: 11	H: 1 LOB: 2 BB: 1 P: 20	R: 0 E: 0 K: 1 S: 9	H: 1 LOB: 1 BB: 0 P: 11	R: 1 E: 0 K: 0 S: 8	H: 2 LOB: 1 BB: 0 P: 11	1B: 7 2B: 2 3B: 0 HR: 1	SF: 0 SAC: 0 DP: 2 HBP: 0	WP: 0 PB: 0 SB: 0 CS: 0	PA: 37					
PITCHER	IP	WLS	BF	H	R	ER	SO	BB	IBB	HBP	BLK	WP	HR	S	P	ERA	WHIP										
45 Ian Snell, R ERA: 1.59	7.0	W	28	6	0	0	4	2	0	0	0	0	0	65	100	0.00	1.143										
Damaso Marte, L ERA: 1.13	1.0	H	4	1	0	0	1	0	0	0	0	0	0	9	11	0.00	1.000										
16 Salomon Torres, R ERA: 7.36	1.0	S	5	2	1	1	0	0	0	0	0	0	1	8	11	9.00	2.000										

Cincinnati Reds @ Pittsburgh Pirates
PNC Park, Pittsburgh, PA
Fri Apr 27 2007, 7:05 PM EDT
Att: 22,638 - Cloudy - 61 F

AB 34
R 1
H 9
RBI 1
BB 2
SO 5
LOB 16



Batter	1	2	3	4	5	6	7	8	9	AB	R	H	RBI	BB	SO	LOB	BOTTOM										
6 Chris Duffy, L OBP: 0.374, SLG: 0.388										4	1	1	0	0	0	2											
2 Jack Wilson, R OBP: 0.351, SLG: 0.443										3	1	2	0	1	0	0											
12 Freddy Sanchez, R OBP: 0.262, SLG: 0.291										4	0	0	0	0	1	4											
Jason Bay, R OBP: 0.372, SLG: 0.476										4	1	1	2	0	1	2											
35 Brad Eldred, R 16 Salomon Torres, R										4	0	2	0	0	0	1											
25 Adam LaRoche, L OBP: 0.261, SLG: 0.260										3	0	1	1	1	0	1											
José Bautista, R OBP: 0.306, SLG: 0.434										3	0	0	0	1	0	3											
26 Ronny Paulino, R OBP: 0.229, SLG: 0.279										4	0	2	0	0	1	3											
45 Ian Snell, R Damaso Marte, L										2	0	0	0	0	0	1											
13 Nate McLouth, L OBP: 0.348, SLG: 0.429										0	0	0	0	0	0	0											
Inning Stats	R: 3 E: 0 K: 1 S: 15	H: 4 LOB: 2 BB: 1 P: 24	R: 0 E: 0 K: 0 S: 6	H: 0 LOB: 0 BB: 0 P: 9	R: 0 E: 0 K: 0 S: 5	H: 0 LOB: 0 BB: 0 P: 8	R: 0 E: 0 K: 0 S: 9	H: 1 LOB: 2 BB: 1 P: 15	R: 0 E: 0 K: 2 S: 14	H: 1 LOB: 1 BB: 0 P: 22	R: 0 E: 0 K: 0 S: 11	H: 1 LOB: 1 BB: 0 P: 17	R: 0 E: 0 K: 0 S: 8	H: 1 LOB: 1 BB: 0 P: 13	R: 0 E: 0 K: 0 S: 10	H: 1 LOB: 1 BB: 1 P: 19	R: 0 E: 0 K: 0 S: 10	H: 1 LOB: 1 BB: 1 P: 19	1B: 7 2B: 2 3B: 0 HR: 0	SF: 0 SAC: 1 DP: 1 HBP: 0	WP: 1 PB: 0 SB: 1 CS: 0	PA: 35					
PITCHER	IP	WLS	BF	H	R	ER	SO	BB	IBB	HBP	BLK	WP	HR	S	P	ERA	WHIP										
22 Eric Milton, L ERA: 4.71	4.1	L	21	6	3	3	2	2	0	0	0	0	0	41	64	6.23	1.846										
35 Kirk Saarloos, R ERA: 4.76	1.2		6	1	0	0	1	0	0	0	0	0	0	19	31	0.00	0.600										
Victor Santos, R ERA: 2.38	2.0		8	2	0	0	0	1	0	0	0	0	0	18	32	0.00	1.500										

Cincinnati Reds @ Pittsburgh Pirates
PNC Park, Pittsburgh, PA
Fri Apr 27 2007, 7:05 PM EDT
Att: 22,638 - Cloudy - 61 F

AB 31
R 3
H 9
RBI 3
BB 3
SO 3
LOB 17



Batter	1	2	3	4	5	6	7	8	9	AB R H RBI BB SO LOB	TOP											
6 Ryan Freel, R (1, 8) OBP: 0.348, SLG: 0.329	G6-3			G3	4 1B 33 2B 1B		1-1 33 CS 1B		4-2 4 1B 1B HBP	4 2 2 0 0 0 0	<p>Cincinnati Reds @ Pittsburgh Pirates</p> <p>PNC Park, Pittsburgh, PA</p> <p>Sat Apr 28 2007, 7:05 PM EDT</p> <p>Att: 29,514 - Overcast - 53 F</p> <p>livebaseballscores.com</p>											
4 Brandon Phillips, R (1, 4) OBP: 0.314, SLG: 0.447	G3-1			G6-3	33 2B BLK 1B		1-0 F9	2-2 1B	5 1 2 1 0 0 1													
33 Josh Hamilton, L (1, 9) OBP: 0.391, SLG: 0.661	K			4-2 2B BB	BLK 1-3 2B		1-3 K	1-3 K	4 1 1 1 1 3 4													
Jeff Conine, R (1, 3) OBP: 0.333, SLG: 0.581		G6-3		3-1 1-H 2B	P6			2-2 12 WP 12 1B	5 1 3 3 0 0 1													
2 Alex Gonzalez, R (1, 6) OBP: 0.354, SLG: 0.474	K			G5-3				0-2 F7	5 0 1 0 0 1 4													
Adam Dunn, L (1, 7) OBP: 0.357, SLG: 0.482 30 Norris Hopper, R (9, 7)	F8				4-2 26 1B 31 SH2 BB		G3-6-3 1-2f	4-0 26 G5-3 12 1B IBB	3 1 0 0 2 1 3 0 0 0 0 0 0 0													
12 Edwin Encarnación, R (1, 5) OBP: 0.272, SLG: 0.205			G5-3	2-3 K	1-1 26 1B			1-2 1-2 2-H 1B	4 0 2 1 0 1 1													
26 David Ross, R (1, 2) OBP: 0.211, SLG: 0.231			K	1-2 6 1B 31 SH2 4 1B 1B	1 SAFE 0-1			2-2 G5-3	4 1 2 0 0 1 2													
31 Matt Belisle, R (1, 1)			G4-3	0-1 SH2	1-2 1-2 F8			4-1 4 1B 6 HBP 1B BB	2 1 0 1 1 0 2													
Inning Stats	R: 0 E: 0 K: 1 S: 9	H: 0 LOB: 0 BB: 0 P: 13	R: 0 E: 0 K: 1 S: 5	H: 0 LOB: 0 BB: 0 P: 5	R: 0 E: 0 K: 1 S: 6	H: 0 LOB: 0 BB: 0 P: 10	R: 1 E: 0 K: 0 S: 10	H: 1 LOB: 1 BB: 1 P: 19	R: 4 E: 0 K: 1 S: 21	H: 4 LOB: 1 BB: 1 P: 33		R: 0 E: 0 K: 0 S: 10	H: 3 LOB: 2 BB: 0 P: 16	R: 0 E: 0 K: 1 S: 6	H: 1 LOB: 0 BB: 0 P: 9	R: 1 E: 0 K: 0 S: 17	H: 2 LOB: 1 BB: 1 P: 26	R: 2 E: 0 K: 2 S: 20	H: 2 LOB: 2 BB: 1 P: 35	1B: 10 2B: 3 3B: 0 HR: 0	SF: 0 SAC: 1 DP: 2 HBP: 1	WP: 1 PB: 0 SB: 1 CS: 1
PITCHER	IP WLS BF H R ER SO BB IBB HBP BLK WP HR S P ERA WHIP											PITCHER	IP WLS BF H R ER SO BB IBB HBP BLK WP HR S P ERA WHIP									
24 Tom Gorzelanny, L (1, 1) ERA: 3.06	6.0 L 27 8 5 5 4 2 0 0 0 1 0 0 61 96 7.50 1.667																					
37 John Wasdin, R (7, 1) ERA: 6.55	2.0 8 3 1 1 1 0 1 0 0 1 0 23 35 4.50 1.500																					
54 Jonah Bayliss, R (9, 1) ERA: 3.09	1.0 7 2 2 2 2 1 0 1 0 0 0 20 35 18.00 3.000																					

Batter	1	2	3	4	5	6	7	8	9	AB R H RBI BB SO LOB	BOTTOM											
6 Chris Duffy, L (1, 8) OBP: 0.368, SLG: 0.381	K			F8					G4-3	4 0 1 1 0 1 0	<p>Cincinnati Reds @ Pittsburgh Pirates</p> <p>PNC Park, Pittsburgh, PA</p> <p>Sat Apr 28 2007, 7:05 PM EDT</p> <p>Att: 29,514 - Overcast - 53 F</p> <p>livebaseballscores.com</p>											
2 Jack Wilson, R (1, 6) OBP: 0.337, SLG: 0.424	F8			K				F9	L9	4 0 0 0 0 1 1												
12 Freddy Sanchez, R (1, 4) OBP: 0.262, SLG: 0.288	G6-3			F9					G4-3	4 0 1 0 0 0 0												
Jason Bay, R (1, 7) OBP: 0.361, SLG: 0.459		K		G5-3				G5-4-3		3 0 0 0 0 1 1												
25 Adam LaRoche, L (1, 3) OBP: 0.264, SLG: 0.276		G4-3		G3				2B		3 0 1 0 0 0 0												
41 Ryan Doumit, S (1, 9) OBP: 0.273, SLG: 0.300		F8		F9				G3		3 0 0 0 0 0 1												
José Bautista, R (1, 5) OBP: 0.307, SLG: 0.430			P4		G6-3			26 G6-4-3 1B		3 0 1 0 0 0 0												
26 Ronny Paulino, R (1, 2) OBP: 0.233, SLG: 0.296			K			6 1B 2B		G6-4-3		3 1 1 0 0 1 1												
24 Tom Gorzelanny, R (1, 1) 13 Nate McLouth, L (6, PH) 37 John Wasdin, R (7, 1) Don Kelly, L (8, PH) 54 Jonah Bayliss, R (9, 1)			K					F8		1 0 0 0 0 1 0 1 0 0 0 0 0 1 0 0 0 0 0 0 0 0 0 0 0 0 0 0												
Inning Stats	R: 0 E: 0 K: 1 S: 8	H: 0 LOB: 0 BB: 0 P: 10	R: 0 E: 0 K: 1 S: 6	H: 0 LOB: 0 BB: 0 P: 11	R: 0 E: 0 K: 2 S: 10	H: 0 LOB: 0 BB: 0 P: 15	R: 0 E: 0 K: 1 S: 8	H: 0 LOB: 0 BB: 0 P: 9	R: 0 E: 0 K: 0 S: 8	H: 0 LOB: 0 BB: 0 P: 11		R: 1 E: 0 K: 0 S: 10	H: 2 LOB: 1 BB: 0 P: 13	R: 0 E: 0 K: 0 S: 7	H: 2 LOB: 1 BB: 0 P: 10	R: 0 E: 0 K: 0 S: 4	H: 1 LOB: 0 BB: 0 P: 4	R: 0 E: 0 K: 0 S: 5	H: 0 LOB: 0 BB: 0 P: 8	1B: 3 2B: 2 3B: 0 HR: 0	SF: 0 SAC: 0 DP: 2 HBP: 0	WP: 0 PB: 0 SB: 0 CS: 0
PITCHER	IP WLS BF H R ER SO BB IBB HBP BLK WP HR S P ERA WHIP											PITCHER	IP WLS BF H R ER SO BB IBB HBP BLK WP HR S P ERA WHIP									
31 Matt Belisle, R (1, 1) ERA: 3.45	9.0 W 30 5 1 1 5 0 0 0 0 0 0 66 91 1.00 0.556																					



Batter	1	2	3	4	5	6	7	8	9	AB	R	H	RBI	BB	SO	LOB	TOP										
6 Ryan Freel, R OBP: 0.340, SLG: 0.321	G4-3		P5	FC6-4 4 2B		CS 1B		F7		5	1	1	0	0	0	4	Cincinnati Reds @ Pittsburgh Pirates PNC Park, Pittsburgh, PA Sun Apr 29 2007, 1:35 PM EDT Att: 18,409 - Sunny - 67 F										
4 Brandon Phillips, R OBP: 0.327, SLG: 0.465	G4-3					K		G6-4-3 1B		5	0	3	2	0	1	1											
33 Josh Hamilton, L OBP: 0.365, SLG: 0.609	L8		F7	K			G3-1		K	5	0	0	0	0	2	4											
Jeff Conine, R OBP: 0.320, SLG: 0.542		G5-3			L8		L7		G6-4-3 1-2	5	1	1	0	0	0	1											
2 Alex Gonzalez, R OBP: 0.372, SLG: 0.519	K									3	3	2	1	1	1	0											
Adam Dunn, L OBP: 0.363, SLG: 0.511	G6-3						F7			3	2	1	2	1	0	0											
12 Edwin Encarnación, R OBP: 0.294, SLG: 0.260										4	1	3	3	0	0	0											
26 David Ross, R OBP: 0.213, SLG: 0.232										4	1	1	0	0	0	2											
39 Aaron Harang, R OBP: 0.143, SLG: 0.154										3	0	1	1	0	1	2											
25 David Weathers, R ERA: 0.68										0	0	0	0	0	0	0											
Inning Stats	R: 0 E: 0 K: 0 S: 5	H: 0 LOB: 0 BB: 0 P: 10	R: 0 E: 0 K: 1 S: 7	H: 0 LOB: 0 BB: 0 P: 7	R: 1 E: 0 K: 0 S: 9	H: 3 LOB: 2 BB: 0 P: 13	R: 5 E: 0 K: 1 S: 12	H: 4 LOB: 1 BB: 2 P: 24	R: 2 E: 0 K: 2 S: 8	H: 2 LOB: 0 BB: 0 P: 13	R: 0 E: 0 K: 2 S: 9	H: 1 LOB: 1 BB: 0 P: 11	R: 1 E: 0 K: 0 S: 5	H: 1 LOB: 0 BB: 0 P: 8	R: 0 E: 0 K: 0 S: 11	H: 1 LOB: 1 BB: 0 P: 19	R: 0 E: 0 K: 1 S: 7	H: 1 LOB: 0 BB: 0 P: 11	1B: 9 2B: 2 3B: 1 HR: 2	SF: 0 SAC: 1 DP: 2 HBP: 0	WP: 0 PB: 1 SB: 0 CS: 1	PA: 40					
PITCHER	IP	WLS	BF	H	R	ER	SO	BB	IBB	HBP	BLK	WP	HR	S	P	ERA	WHIP										
28 Paul Maholm, L ERA: 5.28	4.0	L	21	7	6	6	2	2	0	0	0	0	0	33	54	13.50	2.250										
Shawn Chacon, R ERA: 3.8	3.0		12	4	3	3	2	0	0	0	0	0	2	22	32	9.00	1.333										
34 John Grabow, L ERA:	1.0		4	1	0	0	0	0	0	0	0	0	0	11	19	0.00	1.000										
55 Matt Capps, R ERA: 0.68	1.0		3	1	0	0	1	0	0	0	0	0	0	7	11	0.00	1.000										

AB	37
R	9
H	13
RBI	9
BB	2
SO	5
LOB	14



Batter	1	2	3	4	5	6	7	8	9	AB	R	H	RBI	BB	SO	LOB	BOTTOM										
6 Chris Duffy, L OBP: 0.364, SLG: 0.368	G6-3			L9			G5-3			3	0	0	0	1	0	0	Cincinnati Reds @ Pittsburgh Pirates PNC Park, Pittsburgh, PA Sun Apr 29 2007, 1:35 PM EDT Att: 18,409 - Sunny - 67 F										
2 Jack Wilson, R OBP: 0.333, SLG: 0.417		BB				K 12 WP	F8			4	0	1	0	0	1	2											
12 Freddy Sanchez, R OBP: 0.246, SLG: 0.270	K			F9		G1-3		K	4	0	0	0	0	2	2												
Jason Bay, R OBP: 0.366, SLG: 0.472								L9	4	2	2	0	0	1	1												
25 Adam LaRoche, L OBP: 0.253, SLG: 0.263								F8	4	0	0	0	0	2	3												
41 Ryan Doumit, S OBP: 0.467, SLG: 0.786									4	2	4	2	0	0	0												
35 Brad Eldred, R OBP: 0.147, SLG: 0.353									4	0	0	0	0	3	4												
José Bautista, R OBP: 0.315, SLG: 0.444									4	1	2	1	0	0	1												
28 Paul Maholm, L Don Kelly, L Shawn Chacon, R									1	0	1	2	0	0	0	0											
13 Nate McLouth, L 34 John Grabow, L 55 Matt Capps, R Xavier Nady, R									1	0	0	0	0	0	0	0											
Inning Stats	R: 0 E: 0 K: 1 S: 7	H: 1 LOB: 1 BB: 0 P: 9	R: 3 E: 0 K: 2 S: 17	H: 4 LOB: 2 BB: 1 P: 23	R: 1 E: 0 K: 2 S: 10	H: 2 LOB: 1 BB: 0 P: 12	R: 0 E: 0 K: 0 S: 8	H: 1 LOB: 0 BB: 0 P: 9	R: 0 E: 0 K: 0 S: 13	H: 0 LOB: 1 BB: 0 P: 20	R: 0 E: 0 K: 0 S: 8	H: 1 LOB: 0 BB: 0 P: 10	R: 0 E: 0 K: 1 S: 9	H: 0 LOB: 0 BB: 0 P: 15	R: 0 E: 0 K: 1 S: 8	H: 0 LOB: 0 BB: 0 P: 9	R: 1 E: 0 K: 2 S: 12	H: 1 LOB: 0 BB: 0 P: 17	1B: 6 2B: 4 3B: 0 HR: 1	SF: 0 SAC: 0 DP: 3 HBP: 0	WP: 3 PB: 0 SB: 0 CS: 1	PA: 36					
PITCHER	IP	WLS	BF	H	R	ER	SO	BB	IBB	HBP	BLK	WP	HR	S	P	ERA	WHIP										
39 Aaron Harang, R ERA: 4.23	8.0	W	33	10	5	5	9	1	0	0	0	0	0	84	114	5.62	1.375										
25 David Weathers, R ERA: 2.7	1.0		3	0	0	0	2	0	0	0	0	0	0	8	10	0.00	0.000										



Batter	1	2	3	4	5	6	7	8	9	AB	R	H	RBI	BB	SO	LOB	TOP					
33 Josh Hamilton, L OBP: 0.375, SLG: 0.588	G6-3	HBP	1B			G6-4-3	F8		K	4	0	1	1	1	1	1	<p>Cincinnati Reds @ Houston Astros</p> <p>Minute Maid Park, Houston, TX</p> <p>Tue May 01 2007, 7:05 PM CDT</p> <p>Att: 30,361 - Roof Closed - 72 F</p>					
4 Brandon Phillips, R OBP: 0.319, SLG: 0.448	1B	E5	F8			G6-4-3		G6-3	L1-3	6	0	1	0	0	0	5						
Scott Hatteberg, L OBP: 0.377, SLG: 0.452	F7	G5-3	G4-3			1B		HBP		4	2	1	0	0	0	5						
Ken Griffey Jr., L OBP: 0.413, SLG: 0.468						HR				3	2	3	2	1	0	0						
30 Norris Hopper, R OBP: 0.143, SLG: 0.143						1B				1	0	1	0	0	0	0						
2 Alex Gonzalez, R OBP: 0.374, SLG: 0.560	F9					1B				5	2	2	1	0	1	5						
53 Brad Salmon, L						HR				0	0	0	0	0	0	0						
Adam Dunn, L OBP: 0.374, SLG: 0.554										4	3	2	3	1	1	0						
12 Edwin Encarnación, R OBP: 0.300, SLG: 0.299										4	1	1	1	0	1	1						
26 David Ross, R OBP: 0.212, SLG: 0.230										5	1	1	1	0	3	5						
61 Bronson Arroyo, R OBP: 0.125, SLG: 0.125										4	0	1	0	0	2	2						
40 Jon Coutlangus, L										0	0	0	0	0	0	0						
56 Todd Coffey, R										0	0	0	0	0	0	0						
9 Juan Castro, R OBP: 0.185, SLG: 0.160										1	0	1	0	0	0	0						
Inning Stats	R: 0 E: 0 K: 0 S: 10	H: 1 LOB: 2 BB: 1 P: 22	R: 2 E: 1 K: 1 S: 17	H: 2 LOB: 2 BB: 0 P: 26	R: 4 E: 1 K: 1 S: 18	H: 5 LOB: 2 BB: 0 P: 27	R: 0 E: 0 K: 1 S: 6	H: 1 LOB: 0 BB: 0 P: 9	R: 0 E: 0 K: 1 S: 8	H: 0 LOB: 0 BB: 0 P: 10	R: 4 E: 0 K: 0 S: 13	H: 4 LOB: 0 BB: 1 P: 20	R: 0 E: 0 K: 2 S: 9	H: 0 LOB: 0 BB: 0 P: 12	R: 1 E: 0 K: 2 S: 16	H: 1 LOB: 3 BB: 1 P: 30	R: 0 E: 0 K: 1 S: 9	H: 1 LOB: 0 BB: 0 P: 12	1B: 9 2B: 4 3B: 0 HR: 3	SF: 0 SAC: 0 DP: 3 HBP: 3	WP: 0 PB: 0 SB: 2 CS: 0	PA: 47
PITCHER	IP WLS BF H R ER SO BB IBB HBP BLK WP HR S P ERA WHIP																					
37 Matt Albers, R ERA: 5.02	2.1 L 19 8 6 3 2 1 0 0 1 0 0 0 2 41 70 11.57 3.857																					
Brian Moehler, R ERA: 3.12	2.2 8 1 0 0 2 0 0 0 0 0 0 0 1 18 24 0.00 0.375																					
Trevor Miller, L ERA: 9.53	1.0 7 4 4 4 0 1 0 0 0 0 0 0 1 13 20 36.00 5.000																					
54 Brad Lidge, R ERA: 5.73	1.2 8 1 1 1 3 1 0 1 0 0 0 0 22 36 5.40 1.200																					
Dave Borkowski, R ERA: 4.35	1.1 5 1 0 0 2 0 0 1 0 0 0 0 12 18 0.00 0.750																					

Batter	1	2	3	4	5	6	7	8	9	AB	R	H	RBI	BB	SO	LOB	BOTTOM			
Craig Biggio, R OBP: 0.308, SLG: 0.474	F9									3	2	1	0	1	0	2	<p>Cincinnati Reds @ Houston Astros</p> <p>Minute Maid Park, Houston, TX</p> <p>Tue May 01 2007, 7:05 PM CDT</p> <p>Att: 30,361 - Roof Closed - 72 F</p>			
Mike Lamb, L OBP: 0.486, SLG: 0.500	F8									3	0	1	0	1	0	2				
17 Lance Berkman, S OBP: 0.407, SLG: 0.337	F7									3	0	1	1	1	0	2				
45 Carlos Lee, R OBP: 0.288, SLG: 0.434										3	0	0	0	1	0	3				
Luke Scott, L OBP: 0.293, SLG: 0.344										2	0	0	1	0	1	1				
54 Brad Lidge, R										0	0	0	0	0	0	0				
Orlando Palmeiro, L OBP: 0.429, SLG: 0.250										0	0	0	0	1	0	0				
9 Hunter Pence, R OBP: 0.333, SLG: 0.273										4	0	0	0	0	2	5				
28 Adam Everett, R OBP: 0.315, SLG: 0.342										4	0	0	0	0	0	0				
Brad Ausmus, R OBP: 0.348, SLG: 0.361										3	0	1	0	1	2	0				
37 Matt Albers, L ERA: 2.59										0	0	0	0	0	0	0				
16 Jason Lane, R OBP: 0.296, SLG: 0.548										1	0	0	0	0	0	0				
Trevor Miller, R										0	0	0	0	0	0	0				
2 Chris Burke, R OBP: 0.333, SLG: 0.347										1	0	0	0	0	0	0				
Dave Borkowski, R										0	0	0	0	0	0	0				
Mark Loretta, R OBP: 0.260, SLG: 0.415										1	0	0	0	0	0	1				
Inning Stats	R: 0 E: 0 K: 0 S: 6	H: 0 LOB: 0 BB: 0 P: 10	R: 0 E: 0 K: 1 S: 8	H: 0 LOB: 0 BB: 0 P: 12	R: 0 E: 0 K: 2 S: 8	H: 0 LOB: 0 BB: 0 P: 12	R: 1 E: 0 K: 1 S: 15	H: 1 LOB: 2 BB: 2 P: 25	R: 0 E: 0 K: 0 S: 6	H: 2 LOB: 2 BB: 1 P: 11	R: 0 E: 0 K: 1 S: 6	H: 0 LOB: 0 BB: 0 P: 10	R: 1 E: 0 K: 1 S: 12	H: 2 LOB: 2 BB: 2 P: 25	R: 0 E: 0 K: 0 S: 5	H: 0 LOB: 0 BB: 1 P: 11	1B: 4 2B: 0 3B: 1 HR: 0	SF: 1 SAC: 0 DP: 2 HBP: 0	WP: 0 PB: 0 SB: 0 CS: 0	PA: 36
PITCHER	IP WLS BF H R ER SO BB IBB HBP BLK WP HR S P ERA WHIP																			
61 Bronson Arroyo, R ERA: 2.59	7.0 27 3 1 1 5 3 0 0 0 0 0 0 8 60 1.29 0.857																			
40 Jon Coutlangus, L ERA: 5.63	0.2 5 2 1 1 0 2 0 0 0 0 0 0 8 19 13.50 6.000																			
56 Todd Coffey, R ERA: 6.39	0.1 1 0 0 0 1 0 0 0 0 0 0 0 4 6 0.00 0.000																			
53 Brad Salmon, R ERA:	1.0 3 0 0 0 0 1 0 0 0 0 0 0 5 11 0.00 1.000																			

Batter	1	2	3	4	5	6	7	8	9	AB	R	H	RBI	BB	SO	LOB	TOP			
6 Ryan Freel, R OBP: 0.330, SLG: 0.304	2-1 F8		3-2 F9			1-3 K		4-2 BB	2-2 1B	4	1	1	0	1	1	1				
4 Brandon Phillips, R OBP: 0.320, SLG: 0.456	1-2 P3			1-0 1B		1-3 K		0-0 1B	0-2 F9	5	1	2	1	0	1	3				
Ken Griffey Jr., L OBP: 0.417, SLG: 0.500	2-2 HR			0-0 P4		2-2 1B		1-1 SF8	0-0 G6-4-3	5	2	3	2	0	0	3				
Jeff Conine, R OBP: 0.296, SLG: 0.510	0-0 G6-3			0-0 F7		2-3 K		1-0 SF8		3	0	0	1	0	1	3				
2 Alex Gonzalez, R OBP: 0.364, SLG: 0.527		1-2 G5-3		1-0 G5-3				1-1 L1	1-2 12B HBP	3	0	0	0	0	0	1				
Adam Dunn, L OBP: 0.365, SLG: 0.560		1-0 G4-3			2-3 K			0-1 26 2B	2-3 K	4	1	1	0	0	2	1				
12 Edwin Encarnación, R OBP: 0.289, SLG: 0.259		2-0 F9			0-3 K			3-3 K	0-1 1B	4	0	1	0	0	2	1				
26 David Ross, R OBP: 0.214, SLG: 0.246			3-2 G6-3		1-3 K			1-0 1B	1-3 K	4	0	1	1	0	2	2				
22 Eric Milton, L 30 Norris Hopper, R 35 Kirk Saarloos, R 9 Juan Castro, R 56 Todd Coffey, R 29 Mike Stanton, L 25 David Weathers, R 33 Josh Hamilton, L			2-3 K			0-1 1B		3-1 F9	1-0 4 F9 6 1B	1	0	0	0	0	0	1				
Inning Stats	R: 1 E: 0 K: 0 S: 11	H: 1 LOB: 0 BB: 0 P: 16	R: 0 E: 0 K: 0 S: 5	H: 0 LOB: 0 BB: 0 P: 9	R: 0 E: 0 K: 1 S: 10	H: 1 LOB: 0 BB: 0 P: 18	R: 0 E: 0 K: 0 S: 4	H: 0 LOB: 0 BB: 0 P: 6	R: 0 E: 0 K: 3 S: 15	H: 2 LOB: 2 BB: 0 P: 21	R: 1 E: 0 K: 1 S: 12	H: 2 LOB: 1 BB: 0 P: 20	R: 3 E: 0 K: 2 S: 19	H: 3 LOB: 2 BB: 0 P: 29	R: 0 E: 0 K: 0 S: 10	H: 2 LOB: 1 BB: 0 P: 13	1B: 8 2B: 1 3B: 1 HR: 1	SF: 1 SAC: 0 DP: 1 HBP: 1	WP: 0 PA: 39 PB: 0 SB: 1 CS: 0	
PITCHER	IP WLS BF H R ER SO BB IBB HBP BLK WP HR S P ERA WHIP	7.0 27 6 2 2 8 0 0 0 0 0 1 67 103 2.57 0.857	1.0 W 8 3 3 3 2 1 0 1 0 0 0 19 29 27.00 4.000	1.0 S 4 2 0 0 0 0 0 0 0 0 0 10 13 0.00 2.000																

Cincinnati Reds @ Houston Astros
Minute Maid Park, Houston, TX
Thu May 03 2007, 7:05 PM CDT
Att: 29,931 - Roof Closed - 72 F

AB	36
R	5
H	11
RBI	5
BB	1
SO	10
LOB	16



Batter	1	2	3	4	5	6	7	8	9	AB	R	H	RBI	BB	SO	LOB	BOTTOM		
Craig Biggio, R OBP: 0.307, SLG: 0.476	0-2 17 1B 45 2B BB	0-0 F9		0-2 F7		0-2 P4		1-1 2B		5	1	1	1	0	0	2			
Morgan Ensberg, R OBP: 0.358, SLG: 0.377	4-1 17 1B 45 2B BB	2-3 K		0-0 2H 2B		2-3 K		3-2 G5-3		4	1	1	1	1	2	2			
17 Lance Berkman, S Dan Wheeler, R	0-1 45 2B 9 1B		4-2 9 F8 45 1B BB	4-1 BB		4-0 45 1B BB		2-3 K		2	1	1	0	3	1	1			
45 Carlos Lee, R OBP: 0.319, SLG: 0.467	0-0 9 1B		2-2 1B	0-1 L8		0-0 16 G6-3 1B		3-2 G6-3		4	0	3	2	0	0	2			
16 Jason Lane, R Chad Qualls, R Humberto Quintero, R	0-1 F8		0-0 F7		2-0 F8		3-2 G6-3			4	0	0	0	0	0	6			
9 Hunter Pence, R OBP: 0.333, SLG: 0.368	0-0 28 G6-4-3 1B		0-0 F8		0-0 P5		3-2 P6			4	0	1	1	0	0	2			
28 Adam Everett, R Mike Lamb, L	1-2 G6-4-3		1-1 P3		1-2 G6-3		0-0 1B 2B			3	0	0	0	0	0	4			
Brad Ausmus, R Mark Loretta, R		1-1 51 SH1-4 1B		0-0 51 SH1-4 2B 1B		2-3 K		0-1 2B 1B		3	1	2	0	0	1	0			
51 Wandy Rodriguez, S Luke Scott, L		0-1 SH1-4		1-2 SH1-4		0-0 L3		3-1 2B 2B		1	0	0	0	0	0	0			
Inning Stats	R: 3 E: 1 K: 0 S: 11	H: 3 LOB: 1 BB: 1 P: 16	R: 0 E: 1 K: 1 S: 8	H: 1 LOB: 1 BB: 0 P: 11	R: 0 E: 1 K: 0 S: 11	H: 1 LOB: 2 BB: 1 P: 18	R: 1 E: 0 K: 0 S: 11	H: 2 LOB: 1 BB: 1 P: 16	R: 0 E: 0 K: 1 S: 7	H: 0 LOB: 0 BB: 0 P: 11	R: 0 E: 0 K: 1 S: 8	H: 1 LOB: 1 BB: 1 P: 17	R: 3 E: 0 K: 1 S: 19	H: 4 LOB: 1 BB: 0 P: 31	1B: 8 2B: 4 3B: 0 HR: 0	SF: 0 SAC: 2 DP: 2 HBP: 0	WP: 0 PA: 39 PB: 0 SB: 0 CS: 0		
PITCHER	IP WLS BF H R ER SO BB IBB HBP BLK WP HR S P ERA WHIP	5.0 25 7 4 3 1 3 0 0 0 0 0 0 7 11 0.00 0.000	1.0 3 0 0 0 1 0 0 0 0 0 0 0 7 11 0.00 1.500	1.1 5 1 0 0 1 1 0 0 0 0 0 0 14 26 0.00 1.500	0.0 L 3 3 2 2 0 0 0 0 0 0 0 5 8 ∞ ∞	0.2 3 1 1 1 1 0 0 0 0 0 0 0 8 14 13.50 1.500													

Cincinnati Reds @ Houston Astros
Minute Maid Park, Houston, TX
Thu May 03 2007, 7:05 PM CDT
Att: 29,931 - Roof Closed - 72 F

AB	33
R	7
H	12
RBI	7
BB	4
SO	4
LOB	19



Batter	1	2	3	4	5	6	7	8	9	AB	R	H	RBI	BB	SO	LOB	TOP								
3 Willy Taveras, R OBP: 0.376, SLG: 0.322	F8		G5-3 17 1B			K		G4-3 2 S HBP		4	1	1	0	0	1	0	Colorado Rockies @ Cincinnati Reds Great American Ball Park, Cincinnati, OH Sat May 05 2007, 7:10 PM EDT Att. 26,663 - Rain - 66 F								
2 Troy Tulowitzki, R OBP: 0.330, SLG: 0.366	K2-3		K			F9		G4-3		5	1	1	0	0	2	3									
5 Matt Holliday, R OBP: 0.412, SLG: 0.594	E9 1B		G5-3			K		G6-3		5	1	2	3	0	1	2									
17 Todd Helton, L OBP: 0.527, SLG: 0.540	L8									3	2	2	1	2	0	1									
27 Garrett Atkins, R OBP: 0.357, SLG: 0.405		F8								5	1	1	0	0	0	4									
60 Manny Corpas, R			F8							0	0	0	0	0	0	0									
40 Brian Fuentes, L										0	0	0	0	0	0	0									
11 Brad Hawpe, L OBP: 0.375, SLG: 0.385					F8					5	1	2	3	0	2	0									
20 Chris Iannetta, R OBP: 0.365, SLG: 0.367										5	1	2	2	0	2	1									
Jamey Carroll, R OBP: 0.318, SLG: 0.222										4	0	2	0	1	1	1									
28 Aaron Cook, R OBP: 0.308, SLG: 0.417										3	1	1	0	0	1	1									
54 Denny Bautista, R										1	0	0	0	0	1	2									
Tom Martin, L										0	0	0	0	0	0	0									
6 Omar Quintanilla, L OBP: 0.100, SLG: 0.100										1	0	0	0	0	0	1									
Inning Stats	R: 0 E: 1 K: 1 S: 12	H: 1 LOB: 1 BB: 0 P: 18	R: 0 E: 0 K: 2 S: 13	H: 1 LOB: 1 BB: 0 P: 19	R: 2 E: 0 K: 1 S: 16	H: 3 LOB: 1 BB: 0 P: 25	R: 0 E: 0 K: 2 S: 16	H: 1 LOB: 1 BB: 0 P: 25	R: 0 E: 0 K: 0 S: 14	H: 0 LOB: 0 BB: 0 P: 20	R: 4 E: 0 K: 0 S: 21	H: 3 LOB: 0 BB: 1 P: 33	R: 3 E: 0 K: 2 S: 16	H: 4 LOB: 2 BB: 1 P: 25	R: 0 E: 0 K: 0 S: 14	H: 0 LOB: 2 BB: 1 P: 26	R: 0 E: 0 K: 1 S: 10	H: 1 LOB: 1 BB: 0 P: 13	1B: 8 2B: 3 3B: 1 HR: 2	SF: 0 SAC: 0 DP: 0 HBP: 1	WP: 0 PB: 0 SB: 2 CS: 0	PA: 45			
PITCHER	IP WLS BF H R ER SO BB IBB HBP BLK WP HR S P ERA WHIP	5.0 L 24 8 5 5 8 1 0 0 0 0 0 78 120 9.00 1.800	1.0 4 1 1 1 0 0 0 0 0 0 0 1 14 20 9.00 1.000	0.1 5 4 3 3 0 0 0 0 0 0 0 1 9 12 81.00 12.000	1.2 8 0 0 0 2 1 1 1 0 0 0 0 21 39 0.00 0.600	1.0 4 1 0 0 1 0 0 0 0 0 0 0 10 13 0.00 1.000																			

AB	41
R	9
H	14
RBI	9
BB	3
SO	11
LOB	16



Batter	1	2	3	4	5	6	7	8	9	AB	R	H	RBI	BB	SO	LOB	BOTTOM							
6 Ryan Freel, R OBP: 0.349, SLG: 0.320	G6-3									4	0	3	2	1	0	0	Colorado Rockies @ Cincinnati Reds Great American Ball Park, Cincinnati, OH Sat May 05 2007, 7:10 PM EDT Att. 26,663 - Rain - 66 F							
Scott Hatteberg, L OBP: 0.378, SLG: 0.417										4	1	2	2	1	0	2								
Ken Griffey Jr., L OBP: 0.426, SLG: 0.526										5	0	2	0	0	2	4								
4 Brandon Phillips, R OBP: 0.324, SLG: 0.439										4	0	1	0	1	0	1								
Adam Dunn, L OBP: 0.360, SLG: 0.532										4	0	0	1	1	1	3								
2 Alex Gonzalez, R OBP: 0.349, SLG: 0.500										5	0	0	0	0	0	4								
33 Josh Hamilton, L OBP: 0.394, SLG: 0.605										5	4	4	0	0	0	1								
26 David Ross, R OBP: 0.205, SLG: 0.274										3	0	0	0	0	2	3								
39 Aaron Cook, R ERA: 4.37										2	0	0	0	0	2	2								
56 Todd Coffey, R ERA: 1.93										0	0	0	0	0	0	0								
12 Edwin Encarnación, R OBP: 0.300, SLG: 0.399										1	1	1	2	0	0	0								
Victor Santos, R										0	0	0	0	0	0	0								
53 Brad Salmon, L										0	0	0	0	0	0	0								
30 Norris Hopper, R										1	1	1	0	0	0	0								
40 Jon Coutangus, L										0	0	0	0	0	0	0								
Inning Stats	R: 1 E: 0 K: 0 S: 10	H: 2 LOB: 2 BB: 1 P: 18	R: 1 E: 0 K: 2 S: 13	H: 2 LOB: 1 BB: 0 P: 19	R: 0 E: 0 K: 0 S: 8	H: 1 LOB: 1 BB: 1 P: 16	R: 1 E: 0 K: 1 S: 12	H: 2 LOB: 2 BB: 1 P: 23	R: 0 E: 0 K: 0 S: 5	H: 0 LOB: 0 BB: 0 P: 9	R: 2 E: 0 K: 1 S: 14	H: 3 LOB: 0 BB: 0 P: 22	R: 0 E: 0 K: 1 S: 9	H: 0 LOB: 0 BB: 0 P: 13	R: 2 E: 0 K: 1 S: 15	H: 3 LOB: 2 BB: 1 P: 26	R: 0 E: 0 K: 1 S: 13	H: 1 LOB: 1 BB: 0 P: 17	1B: 11 2B: 1 3B: 1 HR: 1	SF: 0 SAC: 1 DP: 2 HBP: 0	WP: 0 PB: 0 SB: 2 CS: 0	PA: 43		
PITCHER	IP WLS BF H R ER SO BB IBB HBP BLK WP HR S P ERA WHIP	5.1 W 28 10 5 5 4 3 0 0 0 0 0 61 104 8.44 2.438	1.2 H 4 0 0 0 1 0 0 0 0 0 0 5 10 27.00 3.000	0.2 4 2 2 2 0 0 0 0 0 0 0 5 10 27.00 3.000	0.1 H 3 1 0 0 1 1 0 0 0 0 0 10 16 0.00 6.000	1.7 S 4 1 0 0 1 0 0 0 0 0 0 13 17 0.00 1.000																		



Batter	1	2	3	4	5	6	7	8	9	AB	R	H	RBI	BB	SO	LOB	TOP
3 Willy Taveras, R (1, 8) OBP: 0.379, SLG: 0.319 Steve Finley, L (5, 8) OBP: 0.271, SLG: 0.302	K			BB		BB	BB		L7	1	0	0	0	1	1	0	Colorado Rockies @ Cincinnati Reds Great American Ball Park, Cincinnati, OH Sun May 06 2007, 3:15 PM EDT Att: 27,915 - Partly Cloudy - 69 F AB 32 R 3 H 7 RBI 3 BB 6 SO 9 LOB 16
2 Troy Tulowitzki, R (1, 6) OBP: 0.342, SLG: 0.365	G6-3			BB		BB	BB		F9	3	1	1	0	2	0	0	
5 Matt Holliday, R (1, 7) OBP: 0.407, SLG: 0.583	G5-3			BB		BB	G6-4-3			4	1	1	0	0	1	3	
17 Todd Helton, L (1, 3) OBP: 0.526, SLG: 0.538	K			P5		BB			FC4-6	4	0	2	2	0	1	1	
27 Garrett Atkins, R (1, 5) OBP: 0.353, SLG: 0.400	F9			BB		K			L8	4	0	1	0	0	1	3	
11 Brad Hawpe, L (1, 9) OBP: 0.371, SLG: 0.374	P5			BB		BB			L8	3	0	0	0	1	0	2	
20 Chris Iannetta, R (1, 2) John Mabry, R (5, PH) Tom Martin, L (8, 1) 44 Alberto Arias, R (7, 1) 6 Omar Quintanilla, L (5, PH) OBP: 0.162, SLG: 0.162	L4			BB		FC5-4			BB	2	0	0	0	0	1	1	
Jamey Carroll, R (1, 4) OBP: 0.303, SLG: 0.211 Jeremy Affeldt, L (8, 1)	K			BB		FC5-4			K	4	0	0	0	0	3	6	
37 Josh Fogg, R (1, 1) OBP: 0.182, SLG: 0.182 10 Jeff Baker, R (6, PH) OBP: 0.244, SLG: 0.359 8 Yorvit Torrealba, R (6, 2) OBP: 0.273, SLG: 0.286	G1-3			BB		G4-3			G6-3	1	0	0	0	0	0	0	
										2	0	0	0	0	0	0	
										1	0	0	0	0	0	0	
										2	0	0	0	0	1	0	
										1	0	0	0	0	0	0	
										1	0	0	0	0	0	0	
										2	0	0	0	0	0	0	
										1	0	0	0	0	0	0	
										1	0	0	0	0	0	0	
										2	0	0	0	0	0	0	
										1	0	0	0	0	0	0	
										1	0	0	0	0	0	0	
										2	0	0	0	0	0	0	
										1	0	0	0	0	0	0	
										1	0	0	0	0	0	0	
										2	0	0	0	0	0	0	
										1	0	0	0	0	0	0	
										1	0	0	0	0	0	0	
										2	0	0	0	0	0	0	
										1	0	0	0	0	0	0	
										1	0	0	0	0	0	0	
										2	0	0	0	0	0	0	
										1	0	0	0	0	0	0	
										1	0	0	0	0	0	0	
										2	0	0	0	0	0	0	
										1	0	0	0	0	0	0	
										1	0	0	0	0	0	0	
										2	0	0	0	0	0	0	
										1	0	0	0	0	0	0	
										1	0	0	0	0	0	0	
										2	0	0	0	0	0	0	
										1	0	0	0	0	0	0	
										1	0	0	0	0	0	0	
										2	0	0	0	0	0	0	
										1	0	0	0	0	0	0	
										1	0	0	0	0	0	0	
										2	0	0	0	0	0	0	
										1	0	0	0	0	0	0	
										1	0	0	0	0	0	0	
										2	0	0	0	0	0	0	
										1	0	0	0	0	0	0	
										1	0	0	0	0	0	0	
										2	0	0	0	0	0	0	
										1	0	0	0	0	0	0	
										1	0	0	0	0	0	0	
										2	0	0	0	0	0	0	
										1	0	0	0	0	0	0	
										1	0	0	0	0	0	0	
										2	0	0	0	0	0	0	
										1	0	0	0	0	0	0	
										1	0	0	0	0	0	0	
										2	0	0	0	0	0	0	
										1	0	0	0	0	0	0	
										1	0	0	0	0	0	0	
										2	0	0	0	0	0	0	
										1	0	0	0	0	0	0	
										1	0	0	0	0	0	0	
										2	0	0	0	0	0	0	
										1	0	0	0	0	0	0	
										1	0	0	0	0	0	0	
										2	0	0	0	0	0	0	
										1	0	0	0	0	0	0	
										1	0	0	0	0	0	0	
										2	0	0	0	0	0	0	
										1	0	0	0	0	0	0	
										1	0	0	0	0	0	0	
										2	0	0	0	0	0	0	
										1	0	0	0	0	0	0	
										1	0	0	0	0	0	0	
										2	0	0	0	0	0	0	
										1	0	0	0	0	0	0	
										1	0	0	0	0	0	0	
										2	0	0	0	0	0	0	
										1	0	0	0	0	0	0	
										1	0	0	0	0	0	0	
										2	0	0	0	0	0	0	
										1	0	0	0	0	0	0	
										1	0	0	0	0	0	0	
										2	0	0	0	0	0	0	
										1	0	0	0	0	0	0	
										1	0	0	0	0	0	0	
										2	0	0	0	0	0	0	
										1	0	0	0	0	0	0	
										1	0	0	0	0	0	0	
										2	0	0	0	0	0	0	
										1	0	0	0	0	0	0	
										1	0	0	0	0	0	0	
										2	0	0	0	0	0	0	
										1	0	0	0	0	0	0	
										1	0	0	0	0	0	0	
										2	0	0	0	0	0	0	
										1	0	0	0	0	0	0	
										1	0	0	0	0	0	0	
										2	0	0	0	0	0	0	
										1	0	0	0	0	0	0	
										1	0	0	0	0	0	0	
										2	0	0	0	0	0	0	
										1	0	0	0	0	0	0	
										1	0	0	0	0	0	0	
										2	0	0	0	0	0	0	

Batter	1	2	3	4	5	6	7	8	9	AB	R	H	RBI	BB	SO	LOB	TOP			
Craig Biggio, R OBP: 0.313, SLG: 0.458 (1, 4)	G5-3		G6-3		G6-3			45 F9 SH1-4 HR 1B		4	1	1	0	0	0	0	Houston Astros @ Cincinnati Reds Great American Ball Park, Cincinnati, OH Mon May 07 2007, 7:10 PM EDT Att: 17,362 - Clear - 75 F			
Morgan Ensberg, R OBP: 0.358, SLG: 0.363 (1, 5)	F8		L7		F7			SH1-4		3	0	0	0	0	0					
17 Lance Berkman, S OBP: 0.435, SLG: 0.375 (1, 3)	P5				P5			HR BB		3	2	1	1	1	0					
45 Carlos Lee, R OBP: 0.333, SLG: 0.479 (1, 7)		G4-3			9 2B			G5-3		4	1	1	0	0	0	2				
Luke Scott, L OBP: 0.351, SLG: 0.476 (1, 9)		9 1B			9 2B			P5		3	1	2	3	1	0	0				
9 Hunter Pence, R OBP: 0.289, SLG: 0.444 (1, 8)		1B			28 1B			F7		4	0	2	1	0	1	0				
28 Adam Everett, R OBP: 0.270, SLG: 0.287 (1, 6)		P2			44 L7			P5		4	0	1	0	0	1	2				
Brad Ausmus, R OBP: 0.382, SLG: 0.377 (1, 2)		F8			1B			F8		3	0	0	0	1	0	2				
44 Roy Oswalt, R OBP: 0.125, SLG: 0.188 Trever Miller, R Chad Qualls, R Mike Lamb, L Dan Wheeler, R				K2-3	L7			K		0	0	0	0	0	0	0				
Inning Stats	R: 0 E: 0 K: 0 S: 9	H: 0 LOB: 0 BB: 0 P: 13	R: 0 E: 0 K: 0 S: 13	H: 2 LOB: 2 BB: 0 P: 19	R: 0 E: 0 K: 1 S: 10	H: 0 LOB: 0 BB: 0 P: 13	R: 2 E: 0 K: 0 S: 17	H: 4 LOB: 2 BB: 2 P: 28	R: 0 E: 0 K: 0 S: 6	H: 0 LOB: 0 BB: 0 P: 8	R: 0 E: 0 K: 0 S: 5	H: 0 LOB: 0 BB: 0 P: 14	R: 3 E: 0 K: 1 S: 10	H: 2 LOB: 0 BB: 1 P: 20	R: 0 E: 0 K: 1 S: 6	H: 0 LOB: 0 BB: 0 P: 11		1B: 4 2B: 2 3B: 0 HR: 2	SF: 0 SAC: 1 DP: 0 HBP: 0	WP: 0 PB: 0 SB: 0 CS: 0
PITCHER	IP WLS BF H R ER SO BB IBB HBP BLK WP HR S P ERA WHIP																			
Kyle Lohse, R ERA: 3.21 29 Mike Stanton, L ERA: 8.1 56 Todd Coffey, R ERA: 6.06 Victor Santos, R ERA: 3.77	7.1 L 29 7 3 3 2 2 0 0 0 0 0 1 72 108 3.68 1.227																			

Batter	1	2	3	4	5	6	7	8	9	AB	R	H	RBI	BB	SO	LOB	BOTTOM			
6 Ryan Freel, R OBP: 0.353, SLG: 0.362 (1, 5)	G5-3		E5		K				K	5	0	0	0	0	2	2	Houston Astros @ Cincinnati Reds Great American Ball Park, Cincinnati, OH Mon May 07 2007, 7:10 PM EDT Att: 17,362 - Clear - 75 F			
Scott Hatteberg, L OBP: 0.378, SLG: 0.425 (1, 3)	G1-3		L9-3		FC4-6			4 FC5-4 1B		4	0	1	0	0	0	2				
Ken Griffey Jr., L OBP: 0.427, SLG: 0.523 (1, 9)	K				4 G6-4-3 1B			F7		4	0	1	0	0	2	1				
4 Brandon Phillips, R OBP: 0.321, SLG: 0.441 (1, 4)		F9			G6-4-3			FC5-4		4	0	1	0	0	0	2				
33 Josh Hamilton, L OBP: 0.382, SLG: 0.640 (1, 8)		G3-1			E3			G1-3		4	0	0	0	0	0	2				
Adam Dunn, L OBP: 0.373, SLG: 0.565 (1, 7)		HR			BB			F7		4	0	0	0	0	0	2				
2 Alex Gonzalez, R OBP: 0.356, SLG: 0.574 (1, 6)		HR			P2			K		2	2	1	1	2	1	1				
Javier Valentin, S OBP: 0.318, SLG: 0.270 (1, 2)		HR						K		4	2	2	3	0	1	2				
Kyle Lohse, R OBP: 0.385, SLG: 0.333 29 Mike Stanton, L ERA: 8.1 56 Todd Coffey, R ERA: 6.06 Victor Santos, R ERA: 3.77 Jeff Conine, R OBP: 0.298, SLG: 0.500				L8				FC4-6 1B		3	0	2	0	0	0	0				
Inning Stats	R: 0 E: 0 K: 1 S: 9	H: 0 LOB: 0 BB: 0 P: 12	R: 2 E: 0 K: 0 S: 10	H: 2 LOB: 0 BB: 0 P: 14	R: 0 E: 1 K: 0 S: 8	H: 0 LOB: 0 BB: 0 P: 8	R: 0 E: 1 K: 0 S: 11	H: 1 LOB: 2 BB: 1 P: 18	R: 0 E: 0 K: 2 S: 12	H: 1 LOB: 1 BB: 0 P: 18	R: 0 E: 0 K: 1 S: 8	H: 1 LOB: 1 BB: 0 P: 11	R: 0 E: 0 K: 0 S: 6	H: 1 LOB: 1 BB: 0 P: 11	R: 2 E: 0 K: 1 S: 11	H: 1 LOB: 0 BB: 1 P: 18		1B: 4 2B: 2 3B: 0 HR: 3	SF: 0 SAC: 0 DP: 2 HBP: 0	WP: 0 PB: 0 SB: 0 CS: 0
PITCHER	IP WLS BF H R ER SO BB IBB HBP BLK WP HR S P ERA WHIP																			
44 Roy Oswalt, R ERA: 3.0 Trever Miller, L Chad Qualls, R Dan Wheeler, R	7.0 W 28 6 2 2 2 5 1 0 0 0 0 0 0 4 6 0.00 3.000																			

Batter	1	2	3	4	5	6	7	8	9	AB	R	H	RBI	BB	SO	LOB	TOP										
Craig Biggio, R OBP: 0.316, SLG: 0.451 Dan Wheeler, R (9, 1)	P6		17 1B 16 2B	G4-3			17 HR BB		K	4	2	1	0	1	1	2											
Morgan Ensberg, R OBP: 0.351, SLG: 0.365	K		L6		P4		K		2B	5	0	1	1	0	2	2											
17 Lance Berkman, S OBP: 0.441, SLG: 0.407	45 HR BB		16 2B 1B		K		HR		G4-3	4	2	2	2	1	1	1											
45 Carlos Lee, R OBP: 0.331, SLG: 0.496	1-H HR		P4		P5		F9			4	1	1	2	0	0	2											
16 Jason Lane, R OBP: 0.250, SLG: 0.529 (8, 8)	K		2B						F9	4	0	2	1	0	1	0											
9 Hunter Pence, R OBP: 0.286, SLG: 0.475 Chad Qualls, R (8, 1)			L5		G1-3		G6-3			4	1	1	0	0	0	3											
2 Chris Burke, R OBP: 0.337, SLG: 0.351			28 G5-3 3B							0	0	0	0	0	0	0											
28 Adam Everett, R OBP: 0.261, SLG: 0.276	G5-3		L7		F8		G6-3			4	0	0	1	0	0	1											
Brad Ausmus, R OBP: 0.366, SLG: 0.358	G5-3		K		G6-3				F9	4	0	0	0	0	1	1											
51 Wandy Rodriguez, S ERA: 1.87, SLG: 0.250 54 Brad Lidge, R ERA: 3.31 Orlando Palmeiro, L ERA: 4.71, SLG: 0.226 Dave Borkowski, R ERA: 3.75 Trever Miller, R ERA: 6.48 Luke Scott, L OBP: 0.307, SLG: 0.478	G2-3				G4-3				S 2B BB	2	0	1	0	0	0	0											
Inning Stats	R: 2 E: 0 K: 2 S: 16	H: 1 LOB: 0 BB: 1 P: 25	R: 1 E: 0 K: 0 S: 11	H: 1 LOB: 0 BB: 0 P: 14	R: 1 E: 0 K: 0 S: 7	H: 3 LOB: 2 BB: 0 P: 9	R: 0 E: 0 K: 1 S: 12	H: 1 LOB: 1 BB: 0 P: 17	R: 0 E: 0 K: 1 S: 6	H: 0 LOB: 0 BB: 0 P: 13	R: 0 E: 0 K: 0 S: 8	H: 1 LOB: 1 BB: 0 P: 14	R: 2 E: 0 K: 1 S: 16	H: 1 LOB: 0 BB: 1 P: 28	R: 0 E: 0 K: 0 S: 8	H: 0 LOB: 0 BB: 0 P: 10	R: 1 E: 0 K: 1 S: 10	H: 1 LOB: 1 BB: 1 P: 18	1B: 2 2B: 4 3B: 1 HR: 2	SF: 0 SAC: 0 DP: 0 HBP: 0	WP: 0 PB: 0 SB: 1 CS: 0	PA: 39					
PITCHER	IP	WLS	BF	H	R	ER	SO	BB	IBB	HBP	BLK	WP	HR	S	P	ERA	WHIP										
22 Eric Milton, L ERA: 5.17	5.1		24	7	4	4	4	1	0	0	0	0	1	56	87	6.75	1.500										
35 Kirk Searloos, R ERA: 3.31	0.2	H	2	0	0	0	0	0	0	0	0	0	0	4	5	0.00	0.000										
53 Brad Salmon, R ERA: 4.91	1.0	L	5	1	2	2	1	1	0	0	0	0	1	16	28	18.00	2.000										
56 Todd Coffey, R ERA: 5.71	1.0		3	0	0	0	0	0	0	0	0	0	0	8	10	0.00	0.000										
25 David Weathers, R ERA: 2.7	1.0		5	1	1	1	1	1	0	0	0	0	0	10	18	9.00	2.000										

Houston Astros @ Cincinnati Reds
Great American Ball Park, Cincinnati, OH
Tue May 08 2007, 7:10 PM EDT
Att: 16,264 - Clear - 82 F

AB	36
R	7
H	9
RBI	7
BB	3
SO	6
LOB	12



Batter	1	2	3	4	5	6	7	8	9	AB	R	H	RBI	BB	SO	LOB	BOTTOM										
6 Ryan Freel, R OBP: 0.347, SLG: 0.364 (9, 5)	G6-3		G1-3 2H 2B	F8			K		L6	5	0	1	1	0	1	2											
4 Brandon Phillips, R OBP: 0.324, SLG: 0.462	G3		G1-3		HR				HR	5	2	2	1	0	0	1											
Ken Griffey Jr., L OBP: 0.444, SLG: 0.562	FC4-6 1B		BB		HR				L8	3	1	2	2	2	0	0											
Jeff Conine, R OBP: 0.290, SLG: 0.474	FC4-6		F9		L5				L8	5	0	1	0	0	1	3											
2 Alex Gonzalez, R OBP: 0.344, SLG: 0.554	G5-3		K		K				L9	4	0	0	0	0	2	2											
Adam Dunn, L OBP: 0.370, SLG: 0.563	K		26 G3 22 1B 2B		K				K	4	1	1	0	0	3	2											
12 Edwin Encarnación, R OBP: 0.303, SLG: 0.239 25 David Weathers, R (9, 1)	F8		26 G3 22 1B BB		P2				G5-3	3	1	0	0	1	0	0											
26 David Ross, R OBP: 0.224, SLG: 0.288 33 Josh Hamilton, L OBP: 0.379, SLG: 0.633 (8, PH)			22 SH3-4 6 2B 1B		G3				G3	3	1	1	0	0	1	2											
22 Eric Milton, L ERA: 5.17 35 Kirk Searloos, R ERA: 3.31 30 Norris Hopper, R ERA: 4.4 53 Brad Salmon, R ERA: 4.91 56 Todd Coffey, R ERA: 5.71 Javier Valentin, S OBP: 0.311, SLG: 0.233	SH3-4		1B		G3				F8	1	0	1	2	0	0	0											
Inning Stats	R: 0 E: 0 K: 0 S: 10	H: 1 LOB: 1 BB: 0 P: 18	R: 0 E: 0 K: 1 S: 11	H: 0 LOB: 0 BB: 0 P: 15	R: 1 E: 0 K: 0 S: 10	H: 2 LOB: 1 BB: 1 P: 20	R: 2 E: 0 K: 1 S: 16	H: 2 LOB: 0 BB: 0 P: 22	R: 0 E: 0 K: 2 S: 11	H: 1 LOB: 1 BB: 0 P: 16	R: 0 E: 0 K: 1 S: 14	H: 1 LOB: 2 BB: 1 P: 22	R: 0 E: 0 K: 0 S: 7	H: 0 LOB: 0 BB: 0 P: 11	R: 1 E: 0 K: 1 S: 14	H: 1 LOB: 0 BB: 0 P: 18	1B: 6 2B: 2 3B: 0 HR: 2	SF: 0 SAC: 1 DP: 0 HBP: 0	WP: 0 PB: 0 SB: 1 CS: 0	PA: 40							
PITCHER	IP	WLS	BF	H	R	ER	SO	BB	IBB	HBP	BLK	WP	HR	S	P	ERA	WHIP										
51 Wandy Rodriguez, L ERA: 4.66	5.2		27	8	5	5	5	2	0	0	0	0	0	3	5	0.00	0.000										
54 Brad Lidge, R ERA: 4.4	0.1	W	1	0	0	0	1	0	0	0	0	0	0	3	5	0.00	0.000										
Dave Borkowski, R ERA: 3.75	0.2	H	4	1	0	0	0	1	0	0	0	0	0	9	15	0.00	3.000										
Trever Miller, L ERA: 6.48	0.1	H	1	0	0	0	1	0	0	0	0	0	0	5	7	0.00	0.000										
Chad Qualls, R ERA: 4.11	1.0	H	3	0	0	0	0	0	0	0	0	0	0	7	11	0.00	0.000										

Houston Astros @ Cincinnati Reds
Great American Ball Park, Cincinnati, OH
Tue May 08 2007, 7:10 PM EDT
Att: 16,264 - Clear - 82 F

AB	36
R	6
H	10
RBI	6
BB	3
SO	8
LOB	12



Batter	1	2	3	4	5	6	7	8	9	AB	R	H	RBI	BB	SO	LOB	TOP				
Craig Biggio, R (1, 4) OBP: 0.312, SLG: 0.449 Dan Wheeler, R (9, 1)	0-2 2B		1-0 P4	1-2 G1-3			0-0 L1		2-1 FC6-4	5	0	1	0	0	0	3					
Morgan Ensberg, R (1, 5) OBP: 0.338, SLG: 0.350	1-3 K		2-2 E5 17 HR		1-1 G6-3		0-0 F9			4	1	0	0	0	1	1					
17 Lance Berkman, S (1, 3) OBP: 0.442, SLG: 0.432	1-3 K		1-0 HR		2-3 K			4-1 45 G1-6-3 BB		3	1	1	2	1	2	1					
45 Carlos Lee, R (1, 7) OBP: 0.322, SLG: 0.481	0-2 G5-3		2-2 G4-3		0-0 P2			1-2 G1-6-3		4	0	0	0	0	0	2					
Luke Scott, L (1, 9) OBP: 0.353, SLG: 0.466		2-2 G4-1		0-3 K		2-1 G3		1-2 1B		4	0	1	0	0	1	0					
9 Hunter Pence, R (1, 8) OBP: 0.283, SLG: 0.455	0-0 G4-3		0-2 F7		0-0 28 1B			0-0 P6		4	0	1	0	0	0	1					
28 Adam Everett, R (1, 6) OBP: 0.269, SLG: 0.284	3-2 1B		2-1 E5		2-1 SAFE 1B			2-0 P5		4	1	2	0	0	0	0					
Humberto Quintero, R (1, 2) OBP: 0.300, SLG: 0.259	1-3 K		4-0 IBB		2-3 SAFE 1-2			1-3 K		3	0	0	0	1	3	3					
Woody Williams, R (1, 1) OBP: 0.111, SLG: 0.111 54 Brad Lidge, R (7, 1)			2-3 K	1-0 E8		1-0 F7		1-0 FC6-4 1B		3	0	1	1	0	1	0					
Mike Lamb, L (9, PH) OBP: 0.463, SLG: 0.471 2 Chris Burke, R (9, PR) OBP: 0.337, SLG: 0.351			1-3 2-H 1B							1	0	0	0	0	0	0					
Inning Stats	R: 0 E: 0 K: 2 S: 17	H: 1 LOB: 1 BB: 0 P: 19	R: 0 E: 0 K: 1 S: 12	H: 1 LOB: 1 BB: 0 P: 18	R: 2 E: 1 K: 1 S: 11	H: 1 LOB: 2 BB: 1 P: 20	R: 0 E: 0 K: 1 S: 6	H: 0 LOB: 0 BB: 0 P: 9	R: 0 E: 0 K: 1 S: 9	H: 2 LOB: 1 BB: 0 P: 14	R: 0 E: 0 K: 0 S: 3	H: 0 LOB: 0 BB: 0 P: 4	R: 0 E: 0 K: 0 S: 9	H: 1 LOB: 1 BB: 1 P: 15	R: 0 E: 0 K: 1 S: 7	H: 1 LOB: 1 BB: 0 P: 13	1B: 6 2B: 1 3B: 0 HR: 1	SF: 0 SAC: 0 DP: 1 HBP: 0	WP: 0 PB: 0 SB: 1 CS: 1	PA: 37	
PITCHER	IP	WLS	BF	H	R	ER	SO	BB	IBB	HBP	BLK	WP	HR	S	P	ERA	WHIP				
31 Matt Belisle, R (1, 1) ERA: 3.45	7.0	L	29	6	3	0	7	0	1	0	0	0	1	70	103	0.00	0.857				
40 Jon Coutangus, L (8, 1) ERA: 4.35	1.0		4	1	0	0	0	1	0	0	0	0	0	9	15	0.00	2.000				
35 Kirk Saarloos, R (9, 1) ERA: 3.12	1.0		4	1	0	0	1	0	0	0	0	0	0	7	13	0.00	1.000				

Houston Astros @ Cincinnati Reds
Great American Ball Park, Cincinnati, OH
Wed May 09 2007, 7:10 PM EDT
Att: 16,278 - Partly Cloudy - 79 F

AB	35
R	3
H	8
RBI	3
BB	2
SO	8
LOB	11



Batter	1	2	3	4	5	6	7	8	9	AB	R	H	RBI	BB	SO	LOB	BOTTOM					
Scott Hatteberg, L (1, 3) OBP: 0.372, SLG: 0.417	1-2 F8 4 1B	3-2 G3		0-1 G4-3			3-1 G4-3			4	0	1	0	0	0	2						
4 Brandon Phillips, R (1, 4) OBP: 0.329, SLG: 0.478	2-2 F8 1B		1-1 HR		1-0 F9		1-1 G4-3			4	1	2	0	0	0	0						
Ken Griffey Jr., L (1, 9) OBP: 0.429, SLG: 0.538	3-2 K		0-1 L4		0-0 G3-1			1-0 F9		4	0	0	0	0	1	3						
Adam Dunn, L (1, 7) OBP: 0.373, SLG: 0.582	2-1 F8		1-2 HR		4-2 BB			2-3 K		3	1	1	2	1	1	2						
2 Alex Gonzalez, R (1, 6) OBP: 0.341, SLG: 0.539	4-1 BB		1-2 P4		0-1 G2-3			0-0 G6-3		3	0	0	0	1	0	1						
33 Josh Hamilton, L (1, 8) OBP: 0.384, SLG: 0.606	0-0 G6-3		2-3 K			0-0 F7			1-0 F8	4	0	0	0	0	1	3						
12 Edwin Encarnación, R (1, 5) OBP: 0.301, SLG: 0.287		0-2 G5-3		1-1 26 G5-3 1B		1-0 F8			1-1 L7	4	0	1	0	0	0	0						
26 David Ross, R (1, 2) OBP: 0.227, SLG: 0.289 Javier Valentin, S (9, PH) OBP: 0.326, SLG: 0.263		0-1 31 SH3-4 1B		0-0 G5-3		3-2 F8			4-0 BB	3	0	1	0	0	0	1						
31 Matt Belisle, R (1, 1) 6 Ryan Freel, R (7, PH) OBP: 0.344, SLG: 0.360 40 Jon Coutangus, L (8, 1) 35 Kirk Saarloos, R (9, 1) Jeff Conine, R (9, PH) OBP: 0.286, SLG: 0.466		0-0 SH3-4		0-3 K		0-2 P3			0-3 SAFE K	1	0	0	0	0	1	1						
Inning Stats	R: 0 E: 0 K: 1 S: 15	H: 2 LOB: 3 BB: 1 P: 27	R: 0 E: 0 K: 0 S: 9	H: 1 LOB: 0 BB: 0 P: 12	R: 2 E: 0 K: 1 S: 14	H: 2 LOB: 0 BB: 0 P: 19	R: 0 E: 0 K: 1 S: 8	H: 1 LOB: 1 BB: 0 P: 9	R: 0 E: 0 K: 0 S: 7	H: 0 LOB: 0 BB: 0 P: 12	R: 0 E: 0 K: 0 S: 11	H: 0 LOB: 0 BB: 0 P: 15	R: 0 E: 0 K: 0 S: 7	H: 0 LOB: 0 BB: 0 P: 11	R: 0 E: 0 K: 1 S: 5	H: 0 LOB: 0 BB: 0 P: 8	R: 0 E: 0 K: 1 S: 6	H: 0 LOB: 1 BB: 1 P: 12	1B: 4 2B: 0 3B: 1 HR: 1	SF: 0 SAC: 1 DP: 0 HBP: 0	WP: 0 PB: 0 SB: 0 CS: 0	PA: 36
PITCHER	IP	WLS	BF	H	R	ER	SO	BB	IBB	HBP	BLK	WP	HR	S	P	ERA	WHIP					
Woody Williams, R (1, 1) ERA: 5.1	6.2	W	28	6	2	2	3	2	0	0	0	0	0	69	102	2.70	1.200					
54 Brad Lidge, R (7, 1) ERA: 4.02	1.1	H	4	0	0	0	1	0	0	0	0	0	0	7	11	0.00	0.000					
Dan Wheeler, R (9, 1) ERA: 3.71	1.0	S	4	0	0	0	1	1	0	0	0	0	0	6	12	0.00	1.000					

Houston Astros @ Cincinnati Reds
Great American Ball Park, Cincinnati, OH
Wed May 09 2007, 7:10 PM EDT
Att: 16,278 - Partly Cloudy - 79 F

AB	32
R	2
H	6
RBI	2
BB	3
SO	5
LOB	14



Batter	1	2	3	4	5	6	7	8	9	AB	R	H	RBI	BB	SO	LOB	TOP					
Orlando Palmeiro, L OBP: 0.345, SLG: 0.174	(1, 9) 2-2 G4-3		(3, 2) 3-2 G6-3		(2, 2) 2-2 G6-3		(3, 2) 3-2 F7		(1, 1) 1-1 P4	5	0	0	0	0	0	1	Houston Astros @ Cincinnati Reds Great American Ball Park, Cincinnati, OH Thu May 10 2007, 12:35 PM EDT Att: 25,796 - Partly Cloudy - 78 F					
Mark Loretta, R OBP: 0.426, SLG: 0.429	(1, 6) 1-0 F8		(0, 2) 0-2 F9		0-0	17 BB 45 1B	(2, 2) 0-2 FC5-4		4-1 BB	4	1	1	0	1	0	1						
17 Lance Berkman, S OBP: 0.447, SLG: 0.435	(1, 3) 0-1			1-0	4-2	2 HR 1B	1-2	45 1B	0-0 P6	4	2	2	0	1	0	2						
45 Carlos Lee, R OBP: 0.324, SLG: 0.478	(1, 7) 1-2 K			1-2	1-2	1B	1-2	1B	0-3	5	0	2	1	0	2	3						
Luke Scott, L OBP: 0.349, SLG: 0.457	(1, 8)	0-0 F8		0-0	0-0	1-3 2H	1B		0-1 P5	4	0	1	1	0	0	2						
Mike Lamb, L OBP: 0.489, SLG: 0.500	(1, 5) 2-2 G6-3			1-1	1-2	2 HR 1B			1-2 2 HBP	4	1	3	0	0	0	0						
2 Chris Burke, R OBP: 0.344, SLG: 0.388	(1, 4) 0-1 G6-3			2-2	1-2	1B	1-2		3-2	3	1	1	3	0	0	1						
Brad Ausmus, R OBP: 0.351, SLG: 0.341	(1, 2) 0-0 G6-3			1-2	0-1	1B	1-2		0-0 F3	4	0	0	0	0	0	4						
37 Matt Albers, L OBP: 0.143, SLG: 0.143	(1, 1)			0-1	1-3				3-3	1	0	0	0	0	0	0						
Brian Moshler, R OBP: 0.250, SLG: 0.250	(4, 1)									2	0	1	0	0	1	0						
Morgan Ensberg, R OBP: 0.336, SLG: 0.347	(8, PH)									1	0	0	0	0	1	3						
Trever Miller, R OBP: 0.351, SLG: 0.347	(8, 1)									0	0	0	0	0	0	0						
Dave Borkowski, R OBP: 0.351, SLG: 0.347	(8, 1)									0	0	0	0	0	0	0						
Inning Stats	R: 0 E: 0 K: 1 S: 13	H: 1 LOB: 1 BB: 0 P: 17	R: 0 E: 0 K: 0 S: 8	H: 1 LOB: 1 BB: 0 P: 10	R: 0 E: 0 K: 0 S: 8	H: 0 LOB: 0 BB: 0 P: 11	R: 3 E: 0 K: 0 S: 13	H: 3 LOB: 0 BB: 0 P: 19	R: 2 E: 0 K: 1 S: 16	H: 3 LOB: 2 BB: 1 P: 24	R: 0 E: 0 K: 0 S: 9	H: 0 LOB: 0 BB: 0 P: 10	R: 0 E: 0 K: 0 S: 11	H: 1 LOB: 1 BB: 0 P: 17	R: 0 E: 0 K: 1 S: 15	H: 2 LOB: 2 BB: 0 P: 22	R: 0 E: 0 K: 1 S: 7	H: 0 LOB: 1 BB: 1 P: 12	1B: 10 2B: 0 3B: 0 HR: 1	SF: 0 SAC: 0 DP: 0 HBP: 1	WP: 0 PB: 0 SB: 0 CS: 0	PA: 40
PITCHER	IP WLS BF H R ER SO BB IBB HBP BLK WP HR S P ERA WHIP																					
39 Aaron Harang, R ERA: 5.04	(1, 1) 6.2 W 29 9 5 5 2 1 0 0 0 0 0 1 75 103 6.75 1.500																					
40 Jon Coutlangus, L ERA: 4.22	(7, 1) 0.1 1 0 0 0 0 0 0 0 0 0 0 0 3 5 0.00 0.000																					
29 Mike Stanton, L ERA: 7.84	(8, 1) 0.1 4 2 0 0 0 0 0 0 1 0 0 0 9 13 0.00 6.000																					
25 David Weathers, R ERA: 2.4	(8, 1) 1.2 S 6 0 0 0 2 1 0 0 0 0 0 0 0 13 21 0.00 0.600																					

Batter	1	2	3	4	5	6	7	8	9	AB	R	H	RBI	BB	SO	LOB	BOTTOM			
6 Ryan Freel, R OBP: 0.357, SLG: 0.377	(1, 5) 1-2 1B	1-2		4-2	0-2			0-0 SH5-4		3	2	2	0	1	0	1	Houston Astros @ Cincinnati Reds Great American Ball Park, Cincinnati, OH Thu May 10 2007, 12:35 PM EDT Att: 25,796 - Partly Cloudy - 78 F			
Scott Hatteberg, L OBP: 0.367, SLG: 0.409	(1, 3) 0-0	2-0		1-3		0-1		4-2		4	1	1	0	0	1	3				
Jeff Conine, R OBP: 0.297, SLG: 0.466	(9, 3) 1-3 HR	2-3		4-2		0-0		1-3		0	0	0	0	1	0	0				
Ken Griffey Jr., L OBP: 0.436, SLG: 0.573	(1, 9) 1-0 SF8	1-1		4-2		0-0		1-3		3	1	2	3	1	1	2				
4 Brandon Phillips, R OBP: 0.331, SLG: 0.475	(1, 4) 1-2	1-1		1-0		3-1		0-0		5	1	2	0	0	0	5				
Adam Dunn, L OBP: 0.384, SLG: 0.635	(1, 7) 3-2		1-1	4-2		2-1		2-1		4	3	3	3	0	0	2				
30 Norris Hopper, R OBP: 0.385, SLG: 0.385	(9, 7) 1-2 HR		33 SF8	1-2		2-2		1-2		0	0	0	0	0	0	0				
33 Josh Hamilton, L OBP: 0.351, SLG: 0.588	(1, 8) 1-1 G1-3		0-0 SF8	1-2		2-2		1-3		3	0	0	1	0	1	1				
9 Juan Castro, R OBP: 0.188, SLG: 0.167	(1, 6) 2-0		3H	1-0		0-3		0-1		4	0	1	0	0	1	1				
25 David Weathers, R OBP: 0.346, SLG: 0.552	(8, 1) 1-2 1B		G4-3			0-3		0-1		0	0	0	0	0	0	0				
26 David Ross, R OBP: 0.228, SLG: 0.322	(1, 2) 1 SAFE 2-3 K		F9		2-1			0-3		4	1	1	2	0	2	1				
39 Aaron Harang, R OBP: 0.211, SLG: 0.222	(1, 1)	1-3		0-1		0-2		1-0		3	0	2	0	0	1	0				
40 Jon Coutlangus, L ERA: 3.55	(7, 1)			0-2						0	0	0	0	0	0	0				
29 Mike Stanton, L ERA: 6.0	(8, 1)			BB	6 BB					0	0	0	0	0	0	0				
2 Alex Gonzalez, R OBP: 0.346, SLG: 0.552	(8, 6) 1-2			4	1B					1	0	1	0	0	0	0				
Inning Stats	R: 4 E: 0 K: 1 S: 18	H: 5 LOB: 1 BB: 0 P: 29	R: 2 E: 0 K: 1 S: 13	H: 2 LOB: 0 BB: 0 P: 19	R: 1 E: 0 K: 0 S: 5	H: 1 LOB: 0 BB: 0 P: 8	R: 0 E: 0 K: 1 S: 15	H: 1 LOB: 2 BB: 2 P: 25	R: 2 E: 0 K: 1 S: 21	H: 3 LOB: 1 BB: 0 P: 27	R: 0 E: 0 K: 0 S: 7	H: 2 LOB: 1 BB: 0 P: 12	R: 0 E: 0 K: 2 S: 8	H: 0 LOB: 0 BB: 0 P: 9	R: 0 E: 0 K: 1 S: 8	H: 1 LOB: 2 BB: 1 P: 14	1B: 8 2B: 3 3B: 1 HR: 3	SF: 2 SAC: 1 DP: 2 HBP: 0	WP: 0 PB: 0 SB: 1 CS: 0	PA: 40
PITCHER	IP WLS BF H R ER SO BB IBB HBP BLK WP HR S P ERA WHIP																			
37 Matt Albers, R ERA: 5.47	(1, 1) 3.0 L 19 5 2 2 4 1 0 0 0 0 0 1 43 61 4.50 1.500																			
Brian Moshler, R ERA: 3.55	(4, 1) 4.0 16 5 2 2 4 1 0 0 0 0 0 0 7 13 0.00 3.000																			
Trever Miller, L ERA: 6.0	(8, 1) 0.2 4 1 0 0 1 1 0 0 0 0 0 0 7 13 0.00 3.000																			
Dave Borkowski, R ERA: 3.85	(8, 1) 0.1 1 0 0 0 0 0 0 0 0 0 0 0 1 1 0.00 0.000																			

Batter	1	2	3	4	5	6	7	8	9	AB	R	H	RBI	BB	SO	LOB	TOP
Scott Hatteberg, L (1,3) OBP: 0.369, SLG: 0.396	G4-3		K			G1-3				3	0	0	0	1	1	0	Cincinnati Reds @ Los Angeles Dodgers Dodger Stadium, Los Angeles, CA Sat May 12 2007, 7:10 PM PDT Att: 51,776 - Partly Cloudy - 65 F
4 Brandon Phillips, R (1,4) OBP: 0.327, SLG: 0.470 51 Jared Burton, R (8,1)	1B 2B		G3-1			G6-3				4	1	1	0	0	1	1	
Ken Griffey Jr., L (1,9) OBP: 0.432, SLG: 0.558	FC3-6 2H 1B		G6-3			F9				4	0	1	1	0	1	1	
33 Josh Hamilton, L (1,8) OBP: 0.353, SLG: 0.574	FC3-6 2H 1B									3	0	1	0	1	1	0	
2 Alex Gonzalez, R (1,6) OBP: 0.333, SLG: 0.524	FC3-6									4	1	1	0	0	0	3	
Adam Dunn, L (1,7) OBP: 0.377, SLG: 0.612	P6									4	0	1	0	0	2	3	
27 Jeff Keppinger, R (1,5)			G6-3			G6-3				3	1	0	0	1	0	2	
26 David Ross, R (1,2) OBP: 0.219, SLG: 0.308 Javier Valentin, S (7,PH) OBP: 0.327, SLG: 0.293	G6-3		G6-3			F9				2	0	0	0	0	0	0	
Kyle Lohse, R (1,1) OBP: 0.357, SLG: 0.308 30 Norris Hopper, R (5,PH) OBP: 0.294, SLG: 0.294 Victor Santos, R (5,1) 9 Juan Castro, R (8,PH) OBP: 0.184, SLG: 0.194	G4-3									1	0	0	0	0	0	0	
										1	0	0	0	0	1	0	
										2	0	0	0	0	0	1	
										2	0	0	0	0	0	1	
										1	0	0	0	0	0	0	
										1	0	0	0	0	1	0	
										0	0	0	0	0	0	0	
										2	0	0	0	0	1	1	
										1	0	0	0	0	0	0	
										1	0	0	0	0	1	0	
										2	0	0	0	0	0	1	
										2	0	0	0	0	0	0	
										2	0	0	0	0	0	1	
										1	0	0	0	0	0	0	
										1	0	0	0	0	1	0	
										0	0	0	0	0	0	0	
										2	0	0	0	0	0	1	
										2	0	0	0	0	0	1	
										1	0	0	0	0	0	0	
										1	0	0	0	0	1	0	
										0	0	0	0	0	0	0	
										2	0	0	0	0	0	1	
										2	0	0	0	0	0	1	
										1	0	0	0	0	0	0	
										1	0	0	0	0	1	0	
										2	0	0	0	0	0	1	
										2	0	0	0	0	0	1	
										1	0	0	0	0	0	0	
										1	0	0	0	0	1	0	
										2	0	0	0	0	0	1	
										2	0	0	0	0	0	1	
										1	0	0	0	0	0	0	
										1	0	0	0	0	1	0	
										2	0	0	0	0	0	1	
										2	0	0	0	0	0	1	
										1	0	0	0	0	0	0	
										1	0	0	0	0	1	0	
										2	0	0	0	0	0	1	
										2	0	0	0	0	0	1	
										1	0	0	0	0	0	0	
										1	0	0	0	0	1	0	
										2	0	0	0	0	0	1	
										2	0	0	0	0	0	1	
										1	0	0	0	0	0	0	
										1	0	0	0	0	1	0	
										2	0	0	0	0	0	1	
										2	0	0	0	0	0	1	
										1	0	0	0	0	0	0	
										1	0	0	0	0	1	0	
										2	0	0	0	0	0	1	
										2	0	0	0	0	0	1	
										1	0	0	0	0	0	0	
										1	0	0	0	0	1	0	
										2	0	0	0	0	0	1	
										2	0	0	0	0	0	1	
										1	0	0	0	0	0	0	
										1	0	0	0	0	1	0	
										2	0	0	0	0	0	1	
										2	0	0	0	0	0	1	
										1	0	0	0	0	0	0	
										1	0	0	0	0	1	0	
										2	0	0	0	0	0	1	
										2	0	0	0	0	0	1	
										1	0	0	0	0	0	0	
										1	0	0	0	0	1	0	
										2	0	0	0	0	0	1	
										2	0	0	0	0	0	1	
										1	0	0	0	0	0	0	
										1	0	0	0	0	1	0	
										2	0	0	0	0	0	1	
										2	0	0	0	0	0	1	
										1	0	0	0	0	0	0	
										1	0	0	0	0	1	0	
										2	0	0	0	0	0	1	
										2	0	0	0	0	0	1	
										1	0	0	0	0	0	0	
										1	0	0	0	0	1	0	
										2	0	0	0	0	0	1	
										2	0	0	0	0	0	1	
										1	0	0	0	0	0	0	
										1	0	0	0	0	1	0	
										2	0	0	0	0	0	1	
										2	0	0	0	0	0	1	
										1	0	0	0	0	0	0	
										1	0	0	0	0	1	0	
										2	0	0	0	0	0	1	
										2	0	0	0	0	0	1	
										1	0	0	0	0	0	0	
										1	0	0	0	0	1	0	
										2	0	0	0	0	0	1	
										2	0	0	0	0	0	1	
										1	0	0	0	0	0	0	
										1	0	0	0	0	1	0	
										2	0	0	0	0	0	1	
										2	0	0	0	0	0	1	
										1	0	0	0	0	0	0	
										1	0	0	0	0	1	0	
										2	0	0	0	0	0	1	
										2	0	0	0	0	0	1	
										1	0	0	0	0	0	0	
										1	0	0	0	0	1	0	
										2	0	0	0	0			

Batter	1	2	3	4	5	6	7	8	9	AB	R	H	RBI	BB	SO	LOB	TOP					
6 Ryan Freel, R OBP: 0.351, SLG: 0.370	F8	F9		HR		E6		F7		5	1	1	1	0	0	2	Cincinnati Reds @ Los Angeles Dodgers Dodger Stadium, Los Angeles, CA Sun May 13 2007, 1:10 PM PDT Att: 41,399 - Sunny - 68 F					
4 Brandon Phillips, R OBP: 0.329, SLG: 0.468		F9		HR		G6-3		K		5	1	2	0	0	1	3						
Ken Griffey Jr., L OBP: 0.446, SLG: 0.589									G3	3	1	2	3	2	0	0						
Jeff Conine, R OBP: 0.315, SLG: 0.429	P5			HR						2	0	0	0	3	0	3						
2 Alex Gonzalez, R OBP: 0.321, SLG: 0.504	K								F7	5	0	0	0	0	2	8						
33 Josh Hamilton, L OBP: 0.342, SLG: 0.552										4	1	0	0	0	0	1						
30 Norris Hopper, R OBP: 0.278, SLG: 0.278									F9	1	0	0	0	0	0	1						
9 Juan Castro, R OBP: 0.214, SLG: 0.225										4	0	2	1	0	0	0						
26 David Ross, R OBP: 0.220, SLG: 0.305										4	1	1	0	0	2	1						
37 Bobby Livingston, L										1	0	0	0	0	0	1						
56 Todd Coffey, R										0	0	0	0	0	0	0						
40 Jon Coutlangus, L										0	0	0	0	0	0	0						
Scott Hatteberg, L										1	0	0	0	0	0	1						
35 Kirk Saarloos, R										0	0	0	0	0	0	0						
29 Mike Stanton, L										0	0	0	0	0	0	0						
Inning Stats	R: 0 E: 0 K: 1 S: 11	H: 2 LOB: 2 P: 12	R: 1 E: 0 K: 0 S: 14	H: 2 LOB: 2 P: 23	R: 0 E: 0 K: 0 S: 7	H: 0 LOB: 1 P: 14	R: 4 E: 0 K: 0 S: 13	H: 4 LOB: 1 P: 21	R: 0 E: 0 K: 1 S: 10	H: 0 LOB: 0 P: 14	R: 0 E: 0 K: 2 S: 12	H: 0 LOB: 0 P: 22	R: 0 E: 0 K: 1 S: 7	H: 0 LOB: 0 P: 10	R: 0 E: 0 K: 2 S: 10	H: 0 LOB: 1 P: 13	R: 0 E: 0 K: 0 S: 10	H: 0 LOB: 1 P: 17	1B: 7 2B: 3 3B: 0 HR: 1	SF: 0 SAC: 2 DP: 0 HBP: 0	WP: 0 PB: 0 SB: 4 CS: 0	PA: 42
PITCHER	IP WLS BF H R ER SO BB IBB HBP BLK WP HR S P ERA WHIP																					
Mark Hendrickson, L ERA: 2.61	(1, 1) 5.2 30 8 5 4 3 2 1 0 0 0 0 1 62 97 6.35 1.765																					
58 Chad Billingsley, R ERA: 4.19	(6, 1) 1.1 5 0 0 0 2 1 0 0 0 0 0 0 12 19 0.00 0.750																					
51 Jonathan Broxton, R ERA: 1.33	(8, 1) 1.0 W 3 0 0 0 2 0 0 0 0 0 0 0 10 13 0.00 0.000																					
Joe Beimel, L ERA: 3.93	(9, 1) 1.0 4 0 0 0 0 1 0 0 0 0 0 0 10 17 0.00 1.000																					
Batter	1	2	3	4	5	6	7	8	9	AB	R	H	RBI	BB	SO	LOB	BOTTOM					
15 Rafael Furcal, S OBP: 0.328, SLG: 0.314	SH1-3	SH1-3								4	2	4	1	0	0	0	Cincinnati Reds @ Los Angeles Dodgers Dodger Stadium, Los Angeles, CA Sun May 13 2007, 1:10 PM PDT Att: 41,399 - Sunny - 68 F					
9 Juan Pierre, L OBP: 0.318, SLG: 0.321	SH1-3	FC5		G5-3						4	1	2	1	0	1	2						
5 Nomar Garciaparra, R OBP: 0.344, SLG: 0.382	F8	FC5								5	1	3	3	0	1	1						
12 Jeff Kent, R OBP: 0.371, SLG: 0.451		FC5								5	1	2	1	0	0	4						
Brady Clark, R OBP: 0.349, SLG: 0.368										0	0	0	0	0	0	0						
Luis Gonzalez, L OBP: 0.380, SLG: 0.426	F8									5	0	2	0	0	0	4						
Joe Beimel, L ERA: 3.93										0	0	0	0	0	0	0						
55 Russell Martin, R OBP: 0.393, SLG: 0.457	G1-3									3	1	0	0	2	0	4						
Wilson Betemit, S ERA: 6.75										3	1	1	0	0	1	1						
58 Chad Billingsley, R ERA: 4.05										0	0	0	0	0	0	0						
Olmedo Saenz, R OBP: 0.300, SLG: 0.290										1	0	0	0	0	0	0						
51 Jonathan Broxton, R ERA: 1.33										0	0	0	0	0	0	0						
18 Ramon Martinez, R OBP: 0.246, SLG: 0.276										0	0	0	0	1	0	0						
16 Andre Ethier, L OBP: 0.311, SLG: 0.413										5	0	1	2	0	0	3						
Mark Hendrickson, L ERA: 2.61										1	1	0	0	1	0	0						
28 Andy LaRoche, R OBP: 0.336, SLG: 0.389										3	2	2	0	0	0	2						
Inning Stats	R: 1 E: 0 K: 0 S: 9	H: 3 LOB: 2 P: 17	R: 2 E: 0 K: 0 S: 14	H: 3 LOB: 1 P: 20	R: 0 E: 0 K: 1 S: 7	H: 1 LOB: 0 P: 7	R: 0 E: 0 K: 0 S: 7	H: 1 LOB: 1 P: 10	R: 1 E: 0 K: 0 S: 13	H: 2 LOB: 1 P: 23	R: 1 E: 0 K: 2 S: 13	H: 2 LOB: 0 P: 21	R: 0 E: 0 K: 0 S: 12	H: 1 LOB: 1 P: 21	R: 5 E: 0 K: 0 S: 16	H: 5 LOB: 2 P: 31	R: 0 E: 0 K: 0 S: 10	H: 0 LOB: 1 P: 17	1B: 14 2B: 3 3B: 0 HR: 1	SF: 0 SAC: 2 DP: 1 HBP: 0	WP: 1 PB: 1 SB: 3 CS: 0	PA: 45
PITCHER	IP WLS BF H R ER SO BB IBB HBP BLK WP HR S P ERA WHIP																					
37 Bobby Livingston, L ERA: 5.02	(1, 1) 1.1 B 8 3 1 0 2 1 0 0 0 0 1 0 20 32 0.00 3.000																					
40 Jon Coutlangus, L ERA: 4.05	(7, 1) 0.1 1 0 0 0 0 0 0 0 0 0 0 0 3 5 0.00 0.000																					
35 Kirk Saarloos, R ERA: 5.09	(8, 1) 0.1 L 5 4 4 4 0 0 0 0 0 0 0 0 8 14 108.00 12.000																					
29 Mike Stanton, L ERA: 8.18	(8, 1) 0.2 5 1 1 1 0 2 0 0 0 0 0 0 8 17 13.50 4.500																					

Batter	1	2	3	4	5	6	7	8	9	AB	R	H	RBI	BB	SO	LOB	TOP			
6 Ryan Freel, R OBP: 0.348, SLG: 0.374	F7			G1-3		G6-4-3			SF8 2B	4	0	1	0	0	0	2	Cincinnati Reds @ San Diego Padres PETCO Park, San Diego, CA Mon May 14 2007, 10:05 PM EDT Att: 20,262 - Partly Cloudy - 67 F			
Scott Hatteberg, L OBP: 0.352, SLG: 0.375	G6-3			G4-3			G3-1		F7	4	0	0	0	0	2					
Ken Griffey Jr., L OBP: 0.433, SLG: 0.573	G3			K			G3-1		SF8	3	0	0	1	0	1					
4 Brandon Phillips, R OBP: 0.327, SLG: 0.462		F7			G6-3				K	4	0	1	0	0	1					
Adam Dunn, L OBP: 0.369, SLG: 0.599		K			G3-1				K	3	0	0	0	0	2					
33 Josh Hamilton, L OBP: 0.333, SLG: 0.537			G4-3			F8			F7	3	0	0	0	0	0					
2 Alex Gonzalez, R OBP: 0.315, SLG: 0.492				K		G6-3			F8	3	0	0	0	0	1					
29 Mike Stanton, L (8, 1)										0	0	0	0	0	0					
Javier Valentin, S OBP: 0.327, SLG: 0.318			G4-3						G1-3	3	0	1	0	0	0					
31 Matt Belisle, R (1, 1)										1	0	0	0	0	0					
27 Jeff Keppinger, R OBP: 0.409, SLG: 0.250										1	0	1	0	0	0					
51 Jared Burton, R (6, 1)										0	0	0	0	0	0					
25 David Weathers, R (7, 1)										0	0	0	0	0	0					
9 Juan Castro, R OBP: 0.233, SLG: 0.244										1	1	1	0	0	0					
Inning Stats	R: 0 E: 0 K: 0 S: 6	H: 0 LOB: 0 BB: 0 P: 11	R: 0 E: 0 K: 1 S: 6	H: 0 LOB: 0 BB: 0 P: 8	R: 0 E: 0 K: 1 S: 6	H: 0 LOB: 0 BB: 0 P: 10	R: 0 E: 0 K: 1 S: 9	H: 0 LOB: 0 BB: 0 P: 10	R: 0 E: 0 K: 0 S: 5	H: 2 LOB: 1 BB: 0 P: 12	R: 0 E: 0 K: 1 S: 10	H: 1 LOB: 1 BB: 0 P: 13	R: 0 E: 0 K: 0 S: 4	H: 0 LOB: 0 BB: 0 P: 6	R: 1 E: 0 K: 1 S: 14	H: 2 LOB: 1 BB: 0 P: 19	1B: 3 2B: 2 3B: 0 HR: 0	SF: 1 SAC: 0 DP: 1 HBP: 0	WP: 0 PB: 0 SB: 1 CS: 0	PA: 31
PITCHER Greg Maddux, R ERA: 3.2	IP: 9.0 WLS: W BF: 31 H: 5 R: 1 ER: 1 SO: 5 BB: 0 IBB: 0 HBP: 0 BLK: 0 WP: 0 HR: 0 S: 68 P: 96 ERA: 1.00 WHIP: 0.556											PITCHER	IP: 9.0 WLS: W BF: 31 H: 5 R: 1 ER: 1 SO: 5 BB: 0 IBB: 0 HBP: 0 BLK: 0 WP: 0 HR: 0 S: 68 P: 96 ERA: 1.00 WHIP: 0.556							

Batter	1	2	3	4	5	6	7	8	9	AB	R	H	RBI	BB	SO	LOB	BOTTOM			
22 Marcus Giles, R OBP: 0.356, SLG: 0.399	1B 3 SF9 2B		G5-3		P3				K	4	1	1	0	0	1	3	Cincinnati Reds @ San Diego Padres PETCO Park, San Diego, CA Mon May 14 2007, 10:05 PM EDT Att: 20,262 - Partly Cloudy - 67 F			
José Cruz Jr., S OBP: 0.376, SLG: 0.546	3 SF9 24 BB 3B	FC4-6 24 BB 1B		G4-3					24 G4-3 BB	3	1	1	1	1	0	1				
24 Brian Giles, L OBP: 0.363, SLG: 0.370	3 SF9 3B			F8					G4-3	3	1	1	0	1	0					
23 Adrián González, L OBP: 0.347, SLG: 0.519	F5		P5		K				K	4	0	0	0	0	2	5				
3 Khalil Greene, R OBP: 0.269, SLG: 0.456	SF9		G6-3 28 BB 1B 2B		K 28 BB 1B				G5-3	3	2	1	1	0	1	0				
Mike Cameron, R OBP: 0.276, SLG: 0.305			G6-3		G6-3 28 BB 5 SF9 1B				K	4	1	2	2	0	1	1				
28 Josh Bard, S OBP: 0.306, SLG: 0.321	G3-1			SH5-4 5 BB 1B					K	4	0	2	2	0	1	1				
5 Kevin Kouzmanoff, R OBP: 0.190, SLG: 0.234		SH5-4 FC4-6 2B		SH5-4 1B					K	3	1	2	1	0	1	0				
Greg Maddux, R OBP: 0.077, SLG: 0.077		SH5-4		SH5-4		SH3-4			G5-3	1	0	0	0	0	0	0				
Inning Stats	R: 3 E: 0 K: 0 S: 13	H: 3 LOB: 1 BB: 1 P: 25	R: 1 E: 0 K: 0 S: 11	H: 2 LOB: 2 BB: 0 P: 16	R: 1 E: 0 K: 0 S: 10	H: 3 LOB: 2 BB: 0 P: 11	R: 0 E: 0 K: 1 S: 9	H: 0 LOB: 0 BB: 0 P: 11	R: 2 E: 0 K: 1 S: 12	H: 2 LOB: 1 BB: 0 P: 18	R: 0 E: 0 K: 1 S: 8	H: 0 LOB: 0 BB: 1 P: 15	R: 0 E: 0 K: 2 S: 9	H: 0 LOB: 0 BB: 0 P: 11	R: 0 E: 0 K: 2 S: 9	H: 0 LOB: 0 BB: 0 P: 12		1B: 6 2B: 3 3B: 1 HR: 0	SF: 2 SAC: 3 DP: 1 HBP: 1	WP: 1 PB: 0 SB: 0 CS: 0
PITCHER 31 Matt Belisle, R ERA: 4.38	IP: 5.0 WLS: L BF: 28 H: 10 R: 7 ER: 7 SO: 28 BB: 1 IBB: 0 HBP: 0 BLK: 0 WP: 0 HR: 0 S: 55 P: 81 ERA: 12.60 WHIP: 2.200											PITCHER	IP: 5.0 WLS: L BF: 28 H: 10 R: 7 ER: 7 SO: 28 BB: 1 IBB: 0 HBP: 0 BLK: 0 WP: 0 HR: 0 S: 55 P: 81 ERA: 12.60 WHIP: 2.200							
51 Jared Burton, R ERA: 2.25	1.0	3	0	0	0	1	1	0	0	0	0	8	15	0.00	1.000					
25 David Weathers, R ERA: 2.25	1.0	3	0	0	0	2	0	0	0	0	0	9	11	0.00	0.000					
29 Mike Stanton, L ERA: 7.5	1.0	3	0	0	0	2	0	0	0	0	0	9	12	0.00	0.000					

Batter	1	2	3	4	5	6	7	8	9	AB	R	H	RBI	BB	SO	LOB	TOP					
6 Ryan Freel, R OBP: 0.340, SLG: 0.371										4	1	1	0	0	3	1	<p>Cincinnati Reds @ San Diego Padres PETCO Park, San Diego, CA Wed May 16 2007, 10:05 PM EDT Att: 23,856 - Cloudy - 65 F</p>					
33 Josh Hamilton, L OBP: 0.341, SLG: 0.530										4	0	2	0	0	0	0		<p>AB 32 R 2 H 10 RBI 2 BB 1 SO 7 LOB 13</p>				
Ken Griffey Jr., L OBP: 0.413, SLG: 0.563										4	0	0	0	0	1	3			<p>WP: 0 PA: 34 PB: 0 SB: 1 CS: 1</p>			
4 Brandon Phillips, R OBP: 0.333, SLG: 0.473										4	1	2	1	0	0	1		<p>livebaseballscorecards.com</p>				
Adam Dunn, L OBP: 0.364, SLG: 0.576										4	0	1	1	0	1	2			<p>REDS</p>			
Scott Hatteberg, L OBP: 0.354, SLG: 0.376										4	0	2	0	0	0	1		<p>AB 32 R 2 H 10 RBI 2 BB 1 SO 7 LOB 13</p>				
2 Alex Gonzalez, R OBP: 0.309, SLG: 0.475										4	0	2	0	0	1	2			<p>REDS</p>			
26 David Ross, R OBP: 0.223, SLG: 0.299										2	0	0	0	1	0	2	<p>REDS</p>					
61 Bronson Arroyo, R OBP: 0.087, SLG: 0.087										2	0	0	0	0	1	1		<p>REDS</p>				
Inning Stats	R: 2 H: 4 E: 0 K: 1 S: 21	H: 4 R: 0 ER: 0 LOB: 1 BB: 0 P: 34	R: 0 H: 1 E: 0 K: 1 S: 7	H: 1 R: 0 ER: 0 LOB: 1 BB: 0 P: 12	R: 0 H: 1 E: 0 K: 1 S: 14	H: 1 R: 0 ER: 0 LOB: 0 BB: 0 P: 19	R: 0 H: 1 E: 0 K: 0 S: 6	H: 1 R: 0 ER: 0 LOB: 0 BB: 0 P: 9	R: 0 H: 0 E: 0 K: 2 S: 10	H: 0 R: 0 ER: 0 LOB: 0 BB: 0 P: 12	R: 0 H: 1 E: 0 K: 0 S: 4	H: 1 R: 0 ER: 0 LOB: 1 BB: 0 P: 4	R: 0 H: 1 E: 0 K: 0 S: 8	H: 1 R: 0 ER: 0 LOB: 1 BB: 1 P: 15	R: 0 H: 0 E: 0 K: 1 S: 7	H: 0 R: 0 ER: 0 LOB: 1 BB: 0 P: 11	R: 0 H: 1 E: 0 K: 1 S: 9		H: 1 R: 0 ER: 0 LOB: 1 BB: 0 P: 12	1B: 9 2B: 2 3B: 0 HR: 0	SF: 0 SAC: 1 DP: 4 HBP: 0	WP: 0 PB: 0 SB: 1 CS: 1
PITCHER	IP WLS BF H R ER SO BB IBB HBP BLK WP HR S P ERA WHIP																					
44 Jake Peavy, R ERA: 1.64	(1, 1) 7.0 0 27 9 2 2 5 1 0 0 0 0 0 0 70 105 2.57 1.429																					
Scott Linebrink, R ERA: 2.75	(8, 1) 1.0 3 0 0 0 1 0 0 0 0 0 0 7 11 0.00 0.000																					
Trevor Hoffman, R ERA: 3.45	(9, 1) 1.0 W 4 1 0 0 1 0 0 0 0 0 0 9 12 0.00 1.000																					

Batter	1	2	3	4	5	6	7	8	9	AB	R	H	RBI	BB	SO	LOB	BOTTOM					
22 Marcus Giles, R OBP: 0.343, SLG: 0.377										4	0	0	0	0	1	4	<p>Cincinnati Reds @ San Diego Padres PETCO Park, San Diego, CA Wed May 16 2007, 10:05 PM EDT Att: 23,856 - Cloudy - 65 F</p>					
José Cruz Jr., S OBP: 0.364, SLG: 0.514										4	0	1	0	0	1	1		<p>AB 33 R 3 H 10 RBI 2 BB 2 SO 6 LOB 17</p>				
24 Brian Giles, L OBP: 0.356, SLG: 0.354										3	0	0	0	1	0	0			<p>livebaseballscorecards.com</p>			
23 Adrián González, L OBP: 0.335, SLG: 0.497										4	0	1	0	0	1	2		<p>livebaseballscorecards.com</p>				
3 Khalil Greene, R OBP: 0.260, SLG: 0.436										4	1	1	0	0	1	3			<p>livebaseballscorecards.com</p>			
Mike Cameron, R OBP: 0.285, SLG: 0.319										4	2	3	0	0	0	0		<p>livebaseballscorecards.com</p>				
28 Josh Bard, S OBP: 0.290, SLG: 0.302										4	0	1	0	0	0	3			<p>livebaseballscorecards.com</p>			
5 Kevin Kouzmanoff, R OBP: 0.225, SLG: 0.255										3	0	3	2	1	0	0	<p>livebaseballscorecards.com</p>					
44 Jake Peavy, R OBP: 0.238, SLG: 0.381										2	0	0	0	0	1	3		<p>livebaseballscorecards.com</p>				
Russell Branyan, L OBP: 0.392, SLG: 0.537										1	0	0	0	0	1	1	<p>livebaseballscorecards.com</p>					
Scott Linebrink, R ERA: 2.75										0	0	0	0	0	0	0		<p>livebaseballscorecards.com</p>				
Trevor Hoffman, R ERA: 3.45										0	0	0	0	0	0	0	<p>livebaseballscorecards.com</p>					
Inning Stats	R: 0 H: 1 E: 0 K: 1 S: 12	H: 1 R: 0 ER: 0 LOB: 2 BB: 1 P: 19	R: 1 H: 3 E: 0 K: 0 S: 11	H: 3 R: 0 ER: 0 LOB: 1 BB: 0 P: 15	R: 0 H: 0 E: 0 K: 1 S: 5	H: 0 R: 0 ER: 0 LOB: 0 BB: 0 P: 6	R: 0 H: 0 E: 0 K: 0 S: 7	H: 0 R: 0 ER: 0 LOB: 0 BB: 0 P: 10	R: 0 H: 1 E: 0 K: 3 S: 12	H: 1 R: 0 ER: 0 LOB: 1 BB: 0 P: 18	R: 0 H: 1 E: 0 K: 0 S: 6	H: 1 R: 0 ER: 0 LOB: 0 BB: 0 P: 8	R: 1 H: 2 E: 1 K: 1 S: 12	H: 2 R: 0 ER: 0 LOB: 1 BB: 0 P: 19	R: 0 H: 0 E: 0 K: 0 S: 10	H: 0 R: 0 ER: 0 LOB: 0 BB: 0 P: 15		R: 1 H: 2 E: 1 K: 0 S: 12	H: 2 R: 0 ER: 0 LOB: 3 BB: 1 P: 19	1B: 10 2B: 0 3B: 0 HR: 0	SF: 0 SAC: 0 DP: 2 HBP: 0	WP: 0 PB: 0 SB: 0 CS: 0
PITCHER	IP WLS BF H R ER SO BB IBB HBP BLK WP HR S P ERA WHIP																					
61 Bronson Arroyo, R ERA: 2.64	(1, 1) 8.0 L 35 10 3 1 6 2 0 0 0 0 0 0 87 129 1.12 1.500																					

Batter	1	2	3	4	5	6	7	8	9	AB	R	H	RBI	BB	SO	LOB	TOP					
6 Ryan Freel, R OBP: 0.333, SLG: 0.371	F7		G3	G1-6-3		P4			FC5-4 BB	4	1	0	0	1	0	1	Cincinnati Reds @ Cleveland Indians Jacobs Field, Cleveland, OH Sat May 19 2007, 7:05 PM EDT Att: 35,262 - Drizzlie - 60 F					
30 Norris Hopper, R OBP: 0.299, SLG: 0.296	G6-3		4 HR	2B		G6-3	F8		K	5	1	1	0	0	1	2						
Ken Griffey Jr., L OBP: 0.414, SLG: 0.544	G6-3		4 HR	BB		G4-3	K		K	3	2	0	0	2	1	0						
4 Brandon Phillips, R OBP: 0.339, SLG: 0.494		2B	HR			F9	K		K	4	2	2	3	1	1	0						
Jeff Conine, R OBP: 0.345, SLG: 0.455	27 F8	2B	HR			27 FC6-4	BB		L6	5	1	3	2	0	0	1						
Adam Dunn, L OBP: 0.388, SLG: 0.560	K	K				27 FC6-4	BB		F8	3	0	0	0	2	2	3						
2 Alex Gonzalez, R OBP: 0.306, SLG: 0.456	HBP		F8			F8			K	3	0	0	0	0	1	4						
27 Jeff Keppinger, R OBP: 0.333, SLG: 0.250	F8					FC6-4	BB		P3	4	1	1	0	0	0	5						
9 Juan Castro, R OBP: 0.217, SLG: 0.227						26 HR				0	0	0	0	0	0	0						
26 David Ross, R OBP: 0.234, SLG: 0.330	F7					1-H	HR		BB	3	2	1	3	1	0	3						
Inning Stats	R: 0 E: 0 K: 0 S: 7	H: 0 LOB: 0 BB: 0 P: 10	R: 1 E: 0 K: 1 S: 11	H: 2 LOB: 2 BB: 0 P: 20	R: 3 E: 0 K: 1 S: 12	H: 3 LOB: 1 BB: 1 P: 18	R: 0 E: 0 K: 0 S: 7	H: 1 LOB: 0 BB: 0 P: 10	R: 0 E: 0 K: 0 S: 6	H: 0 LOB: 0 BB: 0 P: 8	R: 3 E: 0 K: 2 S: 11	H: 2 LOB: 0 BB: 1 P: 18	R: 0 E: 0 K: 2 S: 9	H: 0 LOB: 0 BB: 0 P: 12	R: 0 E: 0 K: 1 S: 10	H: 0 LOB: 1 BB: 1 P: 16	R: 3 E: 1 K: 1 S: 11	H: 0 LOB: 1 BB: 4 P: 30	1B: 4 2B: 2 3B: 0 HR: 2	SF: 0 SAC: 0 DP: 1 HBP: 1	WP: 0 PB: 1 SB: 1 CS: 0	PA: 42
PITCHER	IP	WLS	BF	H	R	ER	SO	BB	IBB	HBP	BLK	WP	HR	S	P	ERA	WHIP					
45 Jeremy Sowers, L ERA: 7.13	6.0	L	28	8	7	7	2	2	0	1	0	0	2	54	84	10.50	1.667					
49 Edward Mujica, R ERA: 4.5	2.0		7	0	0	0	3	1	0	0	0	0	0	19	28	0.00	0.500					
Fernando Cabrera, R ERA: 5.19	0.1		4	0	3	2	1	3	0	0	0	0	0	6	19	54.00	9.000					
40 Tom Mastny, R ERA: 3.0	0.2		3	0	0	0	0	0	1	0	0	0	0	5	11	0.00	0.000					

AB	34
R	10
H	8
RBI	8
BB	7
SO	6
LOB	19



Batter	1	2	3	4	5	6	7	8	9	AB	R	H	RBI	BB	SO	LOB	BOTTOM					
24 Grady Sizemore, L OBP: 0.397, SLG: 0.452	F9		FC5-4	FC4-6		G3			F7	5	0	1	0	0	0	5	Cincinnati Reds @ Cleveland Indians Jacobs Field, Cleveland, OH Sat May 19 2007, 7:05 PM EDT Att: 35,262 - Drizzlie - 60 F					
Casey Blake, R OBP: 0.339, SLG: 0.403	F8		FC5-4	G4-3			G1-3		K	5	1	0	0	0	1	3						
48 Travis Hafner, L OBP: 0.441, SLG: 0.485	HR		G3	41 1B		F8	G3		K	4	1	1	1	1	1	0						
41 Victor Martinez, S OBP: 0.412, SLG: 0.508	F7		G3	G5-4-3		G5-3			1B	5	1	3	2	0	0	0						
Trot Nixon, L OBP: 0.366, SLG: 0.383		25 1B	G3	G5-4-3		G5-4-3		25 1B	20 BB	4	0	2	1	1	0	3						
2 Jhonny Peralta, R OBP: 0.354, SLG: 0.514	G5-3		G5-3	BB		HR		F8	K	4	1	1	1	1	1	3						
20 David Dellucci, L OBP: 0.293, SLG: 0.355	P5		L6			HR		25 1B		3	0	1	0	1	0	4						
25 Ryan Garko, R OBP: 0.378, SLG: 0.526						1B		BB		4	0	2	0	0	0	1						
Mike Rouse, L OBP: 0.237, SLG: 0.176						F9		1B		0	0	0	0	0	0	0						
29 Josh Barfield, R OBP: 0.252, SLG: 0.304			FC5-4	41 1B		K		K		4	1	2	0	0	2	4						
Inning Stats	R: 1 E: 0 K: 0 S: 13	H: 1 LOB: 0 BB: 0 P: 19	R: 0 E: 0 K: 0 S: 8	H: 2 LOB: 2 BB: 0 P: 12	R: 2 E: 0 K: 0 S: 16	H: 3 LOB: 3 BB: 2 P: 28	R: 0 E: 0 K: 0 S: 6	H: 1 LOB: 1 BB: 0 P: 8	R: 0 E: 0 K: 0 S: 7	H: 1 LOB: 0 BB: 0 P: 11	R: 1 E: 0 K: 1 S: 9	H: 2 LOB: 1 BB: 0 P: 12	R: 0 E: 0 K: 0 S: 6	H: 0 LOB: 0 BB: 0 P: 9	R: 0 E: 0 K: 1 S: 15	H: 1 LOB: 3 BB: 2 P: 29	R: 1 E: 0 K: 3 S: 15	H: 2 LOB: 1 BB: 0 P: 20	1B: 10 2B: 1 3B: 0 HR: 2	SF: 0 SAC: 0 DP: 1 HBP: 0	WP: 0 PB: 0 SB: 1 CS: 0	PA: 42
PITCHER	IP	WLS	BF	H	R	ER	SO	BB	IBB	HBP	BLK	WP	HR	S	P	ERA	WHIP					
31 Matt Belisle, R ERA: 4.58	5.2	W	27	10	4	4	1	2	0	0	0	0	2	56	85	6.35	2.118					
40 Jon Coutangus, L ERA: 3.39	1.1	H	5	0	0	0	0	1	0	0	0	0	0	11	20	0.00	0.750					
56 Todd Coffey, R ERA: 4.95	0.1	H	2	0	0	0	0	1	0	0	0	0	0	6	12	0.00	3.000					
25 David Weathers, R ERA: 2.18	1.2	S	8	3	1	1	4	0	0	0	0	0	0	22	31	5.40	1.800					

AB	38
R	5
H	13
RBI	5
BB	4
SO	5
LOB	23



Batter	1	2	3	4	5	6	7	8	9	AB	R	H	RBI	BB	SO	LOB	TOP				
6 Ryan Freel, R OBP: 0.344, SLG: 0.382	G5-3		1B		1B			1B		4	0	3	0	0	0	0	Cincinnati Reds @ Cleveland Indians Jacobs Field, Cleveland, OH Sun May 20 2007, 1:05 PM EDT Att: 32,524 - Cloudy - 60 F				
30 Norris Hopper, R OBP: 0.297, SLG: 0.300	G4-3		SH3		G4-3			1B		3	0	1	0	0	0	2					
Ken Griffey Jr., L OBP: 0.404, SLG: 0.531	F7		K					SF8		3	0	0	1	0	1	1					
4 Brandon Phillips, R OBP: 0.337, SLG: 0.506		HR			G5-3			K		4	1	1	1	0	1	2					
Adam Dunn, L OBP: 0.360, SLG: 0.545		F8			K			K		4	0	0	0	0	2	0					
Jeff Conine, R OBP: 0.341, SLG: 0.444		2B 9 SF7			F9			F9		4	1	1	0	0	0	0					
Scott Hatteberg, L OBP: 0.359, SLG: 0.390		2B						L3		4	0	2	0	0	0	0					
9 Juan Castro, R OBP: 0.204, SLG: 0.217		SF7			F9			G4-3		2	0	0	1	0	0	1					
Chad Moeller, R OBP: 0.214, SLG: 0.214		K			L7			1B		3	1	1	0	0	1	2					
Inning Stats	R: 0 E: 0 K: 0 S: 8	H: 0 LOB: 0 BB: 0 P: 11	R: 2 E: 0 K: 1 S: 15	H: 3 LOB: 1 BB: 0 P: 20	R: 0 E: 0 K: 1 S: 6	H: 1 LOB: 0 BB: 0 P: 7	R: 0 E: 0 K: 1 S: 6	H: 0 LOB: 0 BB: 0 P: 7	R: 0 E: 0 K: 0 S: 9	H: 2 LOB: 2 BB: 0 P: 12	R: 0 E: 0 K: 0 S: 6	H: 0 LOB: 0 BB: 0 P: 8	R: 1 E: 0 K: 1 S: 14	H: 3 LOB: 1 BB: 0 P: 16	R: 0 E: 0 K: 1 S: 15	H: 0 LOB: 0 BB: 0 P: 21	1B: 7 2B: 1 3B: 0 HR: 1	SF: 2 SAC: 1 DP: 0 HBP: 0	WP: 0 PB: 0 SB: 0 CS: 2	PA: 34	
PITCHER	IP	WLS	BF	H	R	ER	SO	BB	IBB	HBP	BLK	WP	HR	S	P	ERA	WHIP				
Paul Byrd, R ERA: 3.55	(1, 1)	7.0	W 29	9	3	3	3	0	0	0	0	0	1	63	82	3.86	1.286				
46 Aaron Fultz, L ERA: 1.98	(8, 1)	0.1	H 1	0	0	0	0	0	0	0	0	0	0	2	3	0.00	0.000				
63 Rafael Betancourt, R ERA: 2.25	(8, 1)	0.2	H 1	0	0	0	1	0	0	0	0	0	0	5	6	0.00	0.000				
47 Joe Borowski, R ERA: 8.44	(9, 1)	1.0	S 3	0	0	0	1	0	0	0	0	0	0	15	21	0.00	0.000				

Batter	1	2	3	4	5	6	7	8	9	AB	R	H	RBI	BB	SO	LOB	BOTTOM				
24 Grady Sizemore, L OBP: 0.394, SLG: 0.447	K		G3-1		1B			F8		4	0	1	0	0	1	1	Cincinnati Reds @ Cleveland Indians Jacobs Field, Cleveland, OH Sun May 20 2007, 1:05 PM EDT Att: 32,524 - Cloudy - 60 F				
Casey Blake, R OBP: 0.337, SLG: 0.405	2B		G6-3		G4-3			P4		4	0	1	1	0	0	2					
48 Travis Hafner, L OBP: 0.443, SLG: 0.482	FC1-5-6-1		1B		G6-3			41 1B		3	0	1	0	1	0	2					
41 Victor Martinez, S OBP: 0.408, SLG: 0.500	F8		F9		G3			2 FC5-4		4	0	1	0	0	0	2					
2 Jhonny Peralta, R OBP: 0.358, SLG: 0.535		1B			HR			FC5-4		4	1	2	1	0	1	2					
20 David Dellucci, L OBP: 0.292, SLG: 0.345		F9			29 WP 29 1B 29 2B			F7		3	1	0	0	1	0	1					
Jason Michaels, R OBP: 0.305, SLG: 0.390		K			29 WP 29 2B			K		4	1	1	0	0	2	1					
29 Josh Barfield, R OBP: 0.252, SLG: 0.310		F8			10 S 10 1B			F8		4	1	1	2	0	0	1					
10 Kelly Shoppach, R OBP: 0.388, SLG: 0.488			G3-1		24 1B 24 2B			K		3	1	2	1	0	1	0					
Inning Stats	R: 0 E: 0 K: 1 S: 16	H: 1 LOB: 1 BB: 0 P: 21	R: 0 E: 0 K: 1 S: 13	H: 1 LOB: 0 BB: 0 P: 17	R: 1 E: 0 K: 0 S: 11	H: 2 LOB: 1 BB: 0 P: 17	R: 4 E: 0 K: 0 S: 19	H: 5 LOB: 1 BB: 1 P: 32	R: 0 E: 0 K: 1 S: 8	H: 0 LOB: 0 BB: 0 P: 12	R: 0 E: 0 K: 1 S: 5	H: 0 LOB: 0 BB: 0 P: 9	R: 0 E: 0 K: 0 S: 12	H: 1 LOB: 2 BB: 1 P: 23	R: 0 E: 0 K: 1 S: 9	H: 0 LOB: 0 BB: 0 P: 14	1B: 6 2B: 3 3B: 0 HR: 1	SF: 0 SAC: 0 DP: 0 HBP: 0	WP: 1 PB: 0 SB: 1 CS: 1	PA: 35	
PITCHER	IP	WLS	BF	H	R	ER	SO	BB	IBB	HBP	BLK	WP	HR	S	P	ERA	WHIP				
39 Aaron Harang, R ERA: 4.78	(1, 1)	5.0	L 24	9	5	5	3	1	0	0	0	0	0	5	9	9.00	2.000				
53 Brad Salmon, R ERA: 3.18	(6, 1)	1.0	3	0	0	0	1	0	0	0	0	0	0	5	9	0.00	0.000				
29 Mike Stanton, L ERA: 6.43	(7, 1)	1.0	5	1	0	0	0	1	0	0	0	0	0	12	23	0.00	2.000				
51 Jared Burton, R ERA:	(8, 1)	1.0	3	0	0	0	1	0	0	0	0	0	0	9	14	0.00	0.000				

Batter	1	2	3	4	5	6	7	8	9	AB	R	H	RBI	BB	SO	LOB	TOP											
Felipe Lopez, S (1,4) OBP: 0.290, SLG: 0.335										5	1	1	0	0	2	4	Washington Nationals @ Cincinnati Reds Great American Ball Park, Cincinnati, OH Mon May 21 2007, 7:10 PM EDT Att: 15,271 - Partly Cloudy - 82 F livebaseballscorecards.com											
15 Cristian Guzman, S (1,6) OBP: 0.344, SLG: 0.333										3	1	0	0	2	1	0												
11 Ryan Zimmerman, R (1,5) OBP: 0.305, SLG: 0.413										5	2	3	2	0	0	1												
21 Dmitri Young, S (1,3) OBP: 0.350, SLG: 0.434 52 Saul Rivera, S (7,1)										4	2	2	2	0	1	1												
Jon Rauch, R (8,1)										0	0	0	0	0	0	0												
10 Ronnie Belliard, R (9,PH) OBP: 0.304, SLG: 0.317										1	0	0	0	0	0	1												
25 Austin Kearns, R (1,9) OBP: 0.316, SLG: 0.411										4	1	1	2	0	2	2												
Brian Schneider, L (1,2)										4	0	2	1	0	0	1												
Nook Logan, S (1,8) OBP: 0.310, SLG: 0.370										4	0	0	0	0	2	2												
Ryan Langerhans, L (1,7) OBP: 0.239, SLG: 0.158										2	0	0	0	2	1	1												
Levale Speigner, R (1,1)										0	0	0	0	1	0	0												
Winston Abreu, R (4,1)										1	0	0	0	0	1	0												
13 Robert Fick, L (7,3) OBP: 0.295, SLG: 0.216										1	0	0	0	0	0	0												
Inning Stats	R: 4 E: 1 K: 2 S: 24	H: 4 LOB: 3 BB: 3 P: 49	R: 2 E: 0 K: 0 S: 8	H: 2 LOB: 0 BB: 0 P: 13	R: 0 E: 0 K: 0 S: 8	H: 0 LOB: 1 BB: 1 P: 14	R: 1 E: 0 K: 2 S: 11	H: 1 LOB: 0 BB: 0 P: 17	R: 0 E: 0 K: 0 S: 8	H: 0 LOB: 0 BB: 0 P: 13	R: 0 E: 0 K: 3 S: 10	H: 0 LOB: 0 BB: 0 P: 13	R: 0 E: 0 K: 0 S: 10	H: 1 LOB: 1 BB: 0 P: 16	R: 0 E: 0 K: 2 S: 9	H: 0 LOB: 0 BB: 0 P: 13	R: 0 E: 0 K: 1 S: 8	H: 0 LOB: 1 BB: 1 P: 15	1B: 5 2B: 2 3B: 0 HR: 2	SF: 0 SAC: 1 DP: 0 HBP: 0	WP: 0 PB: 0 SB: 0 CS: 1	PA: 40						
PITCHER	IP	WLS	BF	H	R	ER	SO	BB	IBB	HBP	BLK	WP	HR	S	P	ERA	WHIP											
61 Bronson Arroyo, R (1,1) ERA: 3.41	2.0		15	6	6	6	2	2	1	0	0	0	0	1	32	62	27.00	4.000										
Victor Santos, R (3,1) ERA: 3.8	4.0		14	2	1	1	5	1	0	0	0	0	0	1	37	57	2.25	0.750										
56 Todd Coffey, R (7,1) ERA: 4.79	0.2		3	1	0	0	0	0	0	0	0	0	0	0	8	10	0.00	1.500										
40 Jon Coutlangus, L (7,1) ERA: 3.07	1.1	W	4	0	0	0	2	0	0	0	0	0	0	0	11	17	0.00	0.000										
25 David Weathers, R (9,1) ERA: 2.69	1.0	S	4	0	0	0	1	1	0	0	0	0	0	0	8	15	0.00	1.000										

Batter	1	2	3	4	5	6	7	8	9	AB	R	H	RBI	BB	SO	LOB	BOTTOM											
6 Ryan Freel, R (1,5) OBP: 0.339, SLG: 0.376										5	0	1	0	0	1	2	Washington Nationals @ Cincinnati Reds Great American Ball Park, Cincinnati, OH Mon May 21 2007, 7:10 PM EDT Att: 15,271 - Partly Cloudy - 82 F livebaseballscorecards.com											
30 Norris Hopper, R (1,8) OBP: 0.295, SLG: 0.294										4	0	1	0	0	0	1												
Ken Griffey Jr., L (1,9) OBP: 0.406, SLG: 0.553										4	1	2	1	0	0	2												
4 Brandon Phillips, R (1,4) OBP: 0.330, SLG: 0.495										4	0	0	0	0	0	1												
Adam Dunn, L (1,7) OBP: 0.368, SLG: 0.548										3	2	2	0	1	0	0												
25 David Weathers, R (9,1)										0	0	0	0	0	0	0												
2 Alex Gonzalez, R (1,6) OBP: 0.305, SLG: 0.457										4	2	1	1	0	0	2												
Scott Hatteberg, L (1,3) OBP: 0.372, SLG: 0.450										4	2	3	4	0	1	0												
26 David Ross, R (1,2) OBP: 0.245, SLG: 0.333										2	0	1	0	1	1	0												
Javier Valentin, S (9,2) OBP: 0.333, SLG: 0.391										1	1	1	2	0	0	0												
61 Bronson Arroyo, R (1,1) ERA: 3.125, SLG: 0.987 Victor Santos, R (6,PH) Chad Moeller, R (6,PH) 56 Todd Coffey, R (7,1) 40 Jon Coutlangus, L (7,1) 9 Juan Castro, R (9,PH) OBP: 0.200, SLG: 0.213										0	0	0	0	1	0	0												
Inning Stats	R: 0 E: 0 K: 0 S: 6	H: 1 LOB: 0 BB: 0 P: 9	R: 2 E: 0 K: 0 S: 16	H: 3 LOB: 2 BB: 1 P: 27	R: 3 E: 0 K: 0 S: 15	H: 3 LOB: 2 BB: 2 P: 30	R: 0 E: 0 K: 0 S: 7	H: 1 LOB: 0 BB: 0 P: 8	R: 0 E: 0 K: 0 S: 6	H: 0 LOB: 0 BB: 0 P: 9	R: 0 E: 0 K: 2 S: 7	H: 0 LOB: 0 BB: 0 P: 14	R: 0 E: 0 K: 0 S: 10	H: 1 LOB: 1 BB: 0 P: 15	R: 3 E: 0 K: 2 S: 22	H: 3 LOB: 0 BB: 0 P: 29	R: 0 E: 0 K: 0 S: 8	H: 0 LOB: 1 BB: 1 P: 15	1B: 6 2B: 3 3B: 0 HR: 3	SF: 0 SAC: 0 DP: 1 HBP: 0	WP: 0 PB: 0 SB: 0 CS: 1	PA: 37						
PITCHER	IP	WLS	BF	H	R	ER	SO	BB	IBB	HBP	BLK	WP	HR	S	P	ERA	WHIP											
Levale Speigner, R (1,1) ERA: 6.33	3.0		18	7	5	5	0	2	1	0	0	0	0	20	31	0.00	0.333											
Winston Abreu, R (4,1) ERA: 3.24	3.0		9	1	0	0	2	0	0	0	0	0	0	10	15	0.00	1.000											
52 Saul Rivera, R (7,1) ERA: 2.45	1.0	H	4	1	0	0	0	0	0	0	0	0	0	1	22	29	27.00	3.000										
Jon Rauch, R (8,1) ERA: 4.62	1.0	L	6	3	3	3	2	0	0	0	0	0	1	22	29	27.00	3.000											

AB	34
R	7
H	9
RBI	7
BB	5
SO	10
LOB	13



AB	34
R	8
H	12
RBI	8
BB	3
SO	4
LOB	10



Batter	1	2	3	4	5	6	7	8	9	AB	R	H	RBI	BB	SO	LOB	TOP										
Felipe Lopez, S (1.4) OBP: 0.298, SLG: 0.365	1-1 G4-3		3-2 G6-3		1-2 FC5-4 1B		1-1 G6-4-3 1B		2-2 F8	5	0	2	0	0	0	2											
15 Cristian Guzman, S (1.6) OBP: 0.342, SLG: 0.420	1-0 HR			0-2 11 1B	1-2 F8		0-3 K		2-1 G4-3	5	2	2	1	0	1	4											
11 Ryan Zimmerman, R (1.5) OBP: 0.304, SLG: 0.413	3-2 F8			0-2 25 1B	2-0 FC5-4		0-0 G6-4-3			4	1	1	0	0	0	2											
Ryan Church, L (1.7) OBP: 0.379, SLG: 0.468 Ryan Langerhans, L (9.7) OBP: 0.239, SLG: 0.175	1-2 P3			0-0 P5		2-2 F7		2-2 L6		4	0	0	0	0	0	2											
25 Austin Kearns, R (1.9) OBP: 0.315, SLG: 0.403		1-0 P4		2-1 21 1B	1-2 21 2B	1-2 G4-3		1-1 G4-3		4	1	2	1	0	0	0											
21 Dmitri Young, S (1.3) OBP: 0.368, SLG: 0.466 13 Robert Fick, L (8.3) OBP: 0.302, SLG: 0.226	1-2 G4-6-3 1B			0-0 1-2 2-H 1B	0-0 1-2 2-H 1B	1-2 G4-3 1-H 2B		2-1 F8		4	0	3	2	0	0	0											
Brian Schneider, L (1.2) OBP: 0.319, SLG: 0.324	3-1 G4-6-3			2-1 F8		0-2 G4-3		1-1 G4-3		4	0	0	0	0	0	4											
Nook Logan, S (1.8) OBP: 0.310, SLG: 0.333			3-3 K	1-3 K		4-0 IBB		2-2 F8 HBP 1B		3	0	1	0	1	2	2											
Mike Bacsik, L (1.1) 40 Billy Traber, L (8.1) Tony Batista, R (9. PH) 32 Chad Cordero, R (9.1)			1-2 G5-3		1-2 G6-3	1-2 G4-3		2-1 HBP		3	0	0	0	0	0	2											
Inning Stats	R: 1 E: 0 K: 0 S: 15	H: 1 LOB: 0 BB: 0 P: 21	R: 0 E: 0 K: 0 S: 6	H: 1 LOB: 0 BB: 0 P: 11	R: 0 E: 0 K: 1 S: 10	H: 0 LOB: 0 BB: 0 P: 17	R: 2 E: 0 K: 1 S: 15	H: 4 LOB: 2 BB: 0 P: 20	R: 0 E: 0 K: 0 S: 12	H: 1 LOB: 1 BB: 0 P: 17	R: 1 E: 0 K: 0 S: 15	H: 2 LOB: 2 BB: 1 P: 23	R: 0 E: 0 K: 1 S: 6	H: 1 LOB: 0 BB: 0 P: 7	R: 0 E: 0 K: 0 S: 7	H: 0 LOB: 0 BB: 0 P: 12	R: 0 E: 0 K: 0 S: 13	H: 1 LOB: 2 BB: 0 P: 22	1B: 9 2B: 1 3B: 0 HR: 1	SF: 0 SAC: 0 DP: 2 HBP: 1	WP: 0 PB: 0 SB: 0 CS: 0	PA: 38					
PITCHER	IP	WLS	BF	H	R	ER	SO	BB	IBB	HBP	BLK	WP	HR	S	P	ERA	WHIP										
31 Matt Belisle, R (1.1) ERA: 4.65	7.0	L	30	10	4	4	3	0	1	0	0	0	1	79	116	5.14	1.429										
53 Brad Salmon, R (8.1) ERA: 2.45	1.0	3	0	0	0	0	0	0	0	0	0	0	0	7	12	0.00	0.000										
40 Jon Coutlangus, L (9.1) ERA: 5.28	0.1	2	1	0	0	0	0	0	0	0	0	0	0	6	9	0.00	3.000										
38 Gary Majewski, R (9.1) ERA:	0.2	3	0	0	0	0	0	0	0	1	0	0	0	7	13	0.00	0.000										

Washington Nationals @ Cincinnati Reds
Great American Ball Park, Cincinnati, OH

AB 36
R 4
H 11
RBI 4
BB 1
SO 3
LOB 18



Thu May 24 2007, 7:10 PM EDT
Att: 19,541 - Partly Cloudy - 83 F

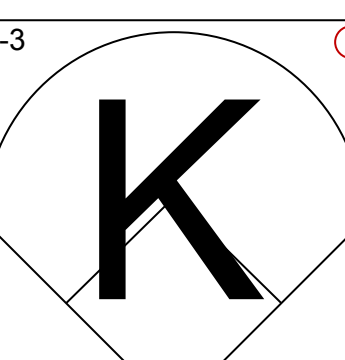
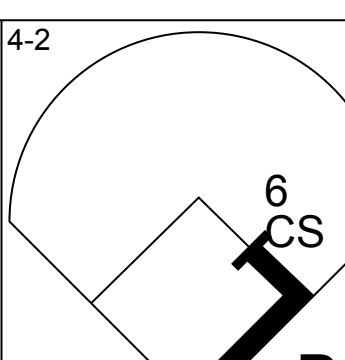
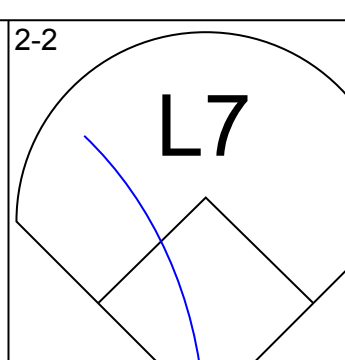
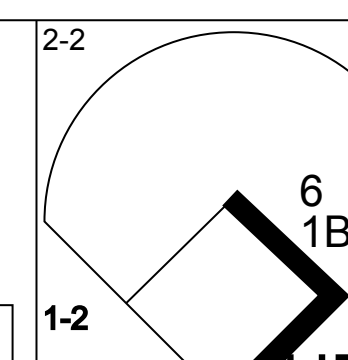
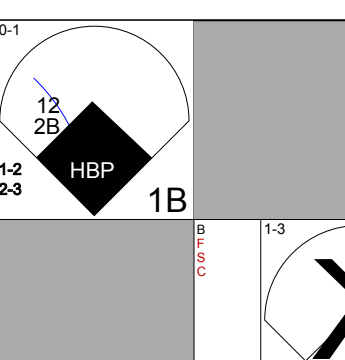
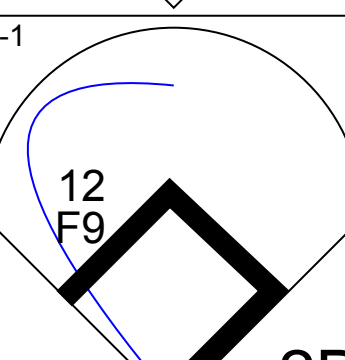
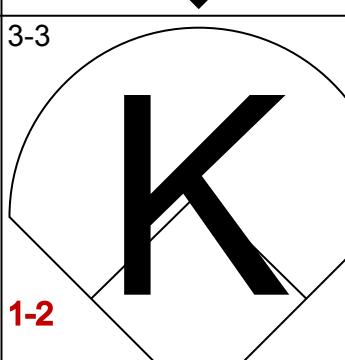
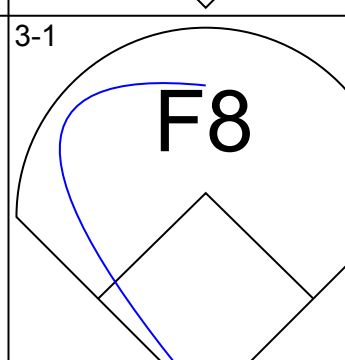
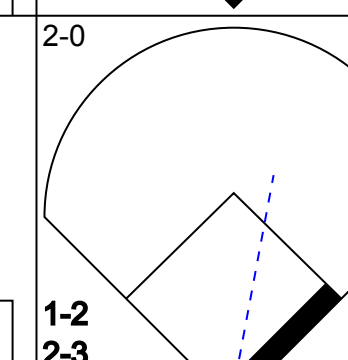
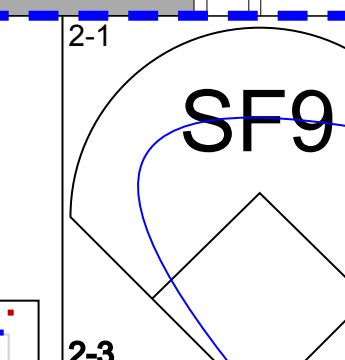
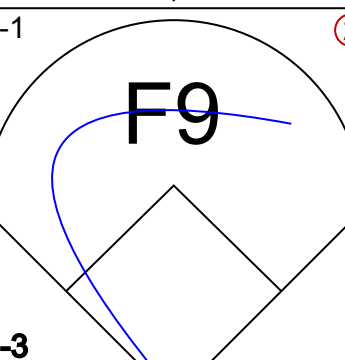
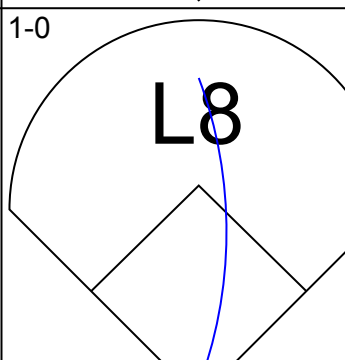
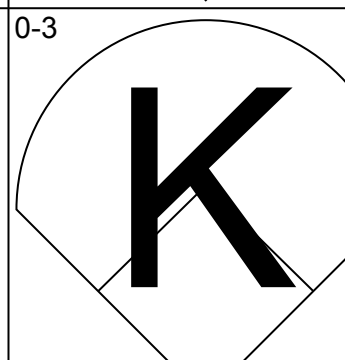
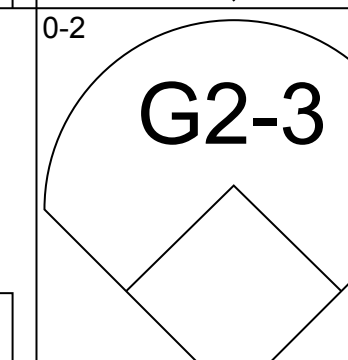
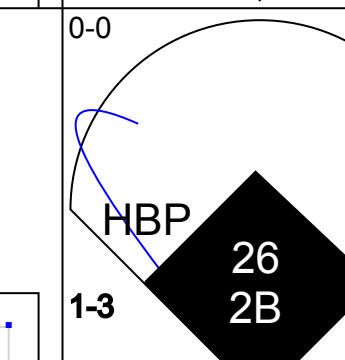
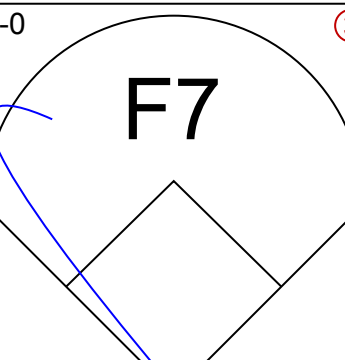
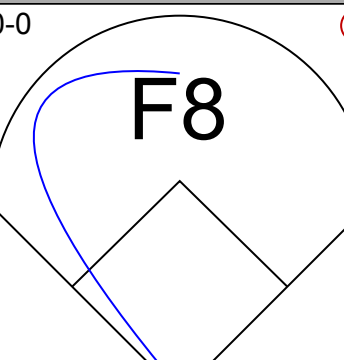
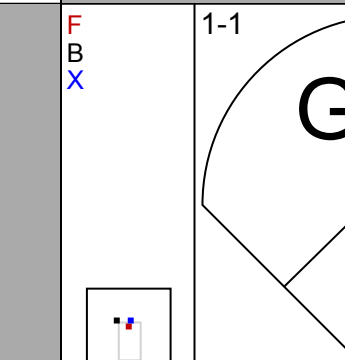
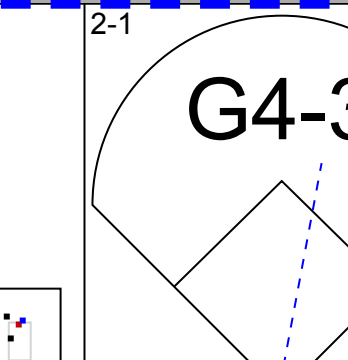
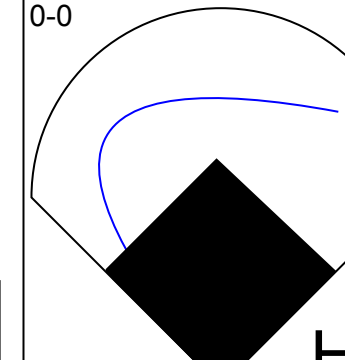
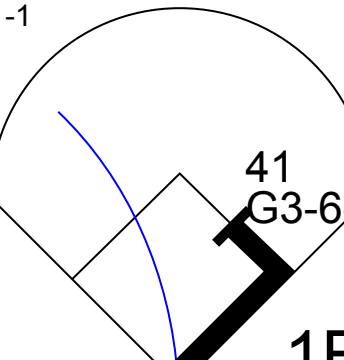
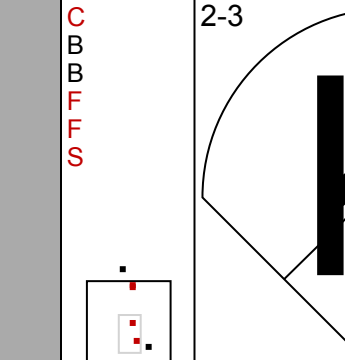
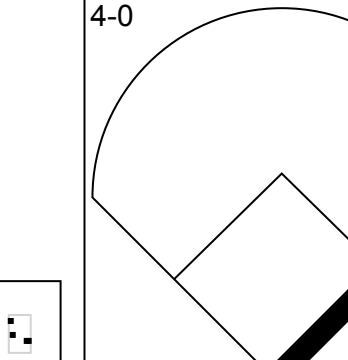
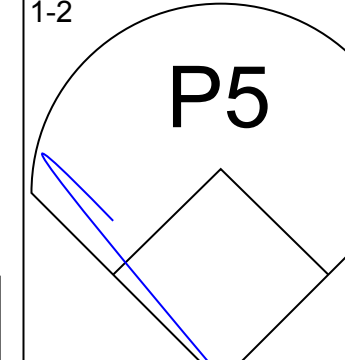
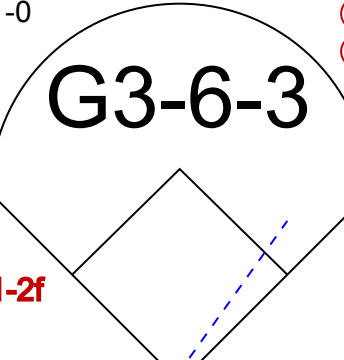
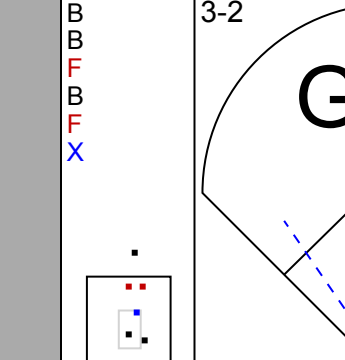
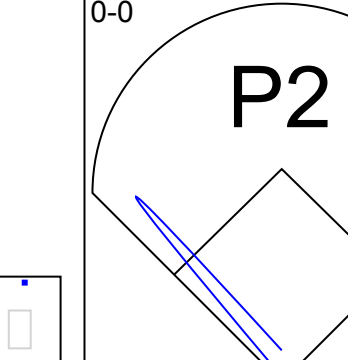
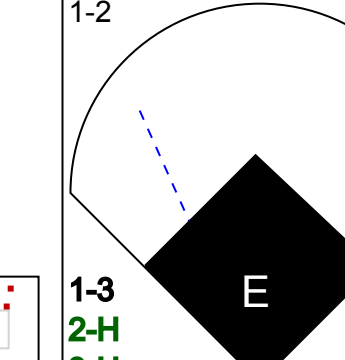
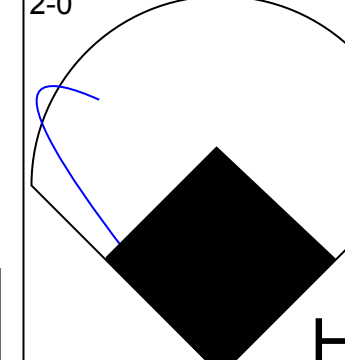
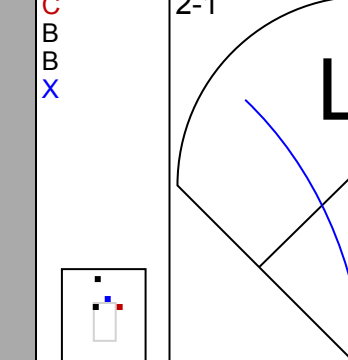
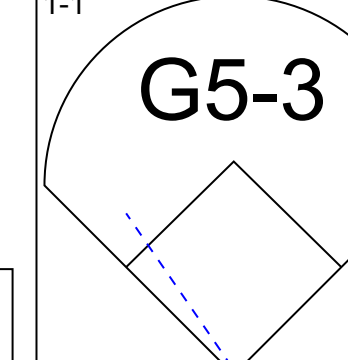
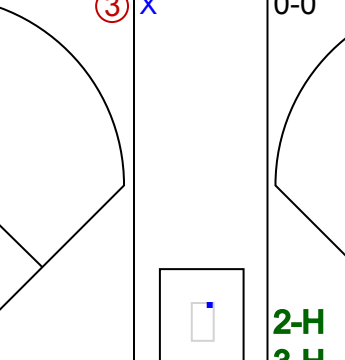
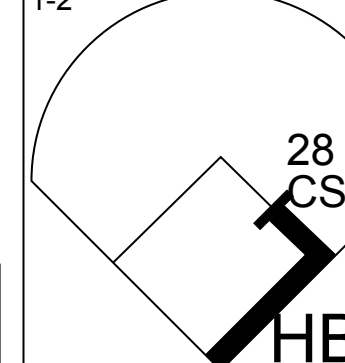
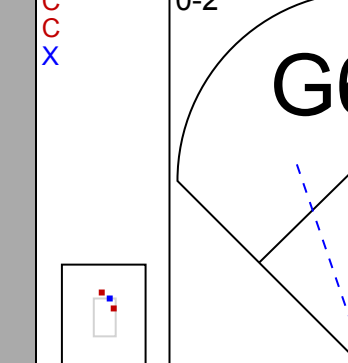
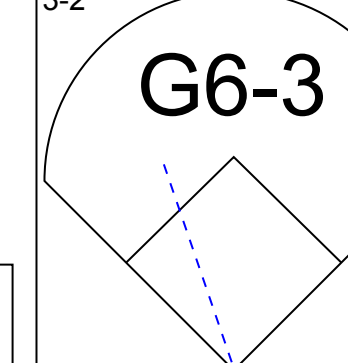
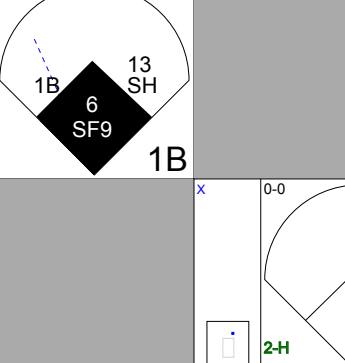
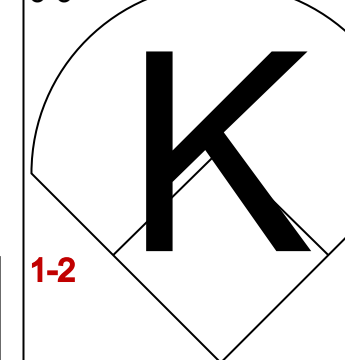
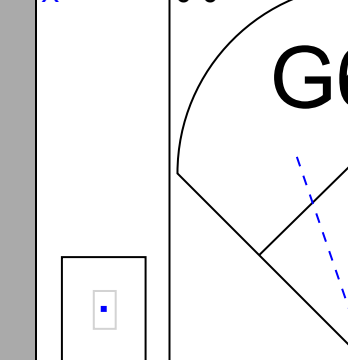
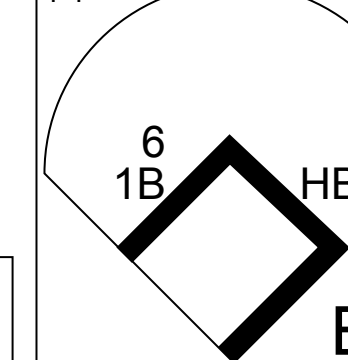
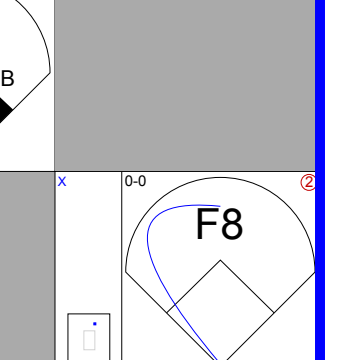
Batter	1	2	3	4	5	6	7	8	9	AB	R	H	RBI	BB	SO	LOB	BOTTOM										
6 Ryan Freel, R (1.8) OBP: 0.331, SLG: 0.389	2-1 F9		1-2 F7			2-2 G6-3		1-1 L4		4	0	0	0	0	0	3											
2 Alex Gonzalez, R (1.6) OBP: 0.307, SLG: 0.469	2-2 L9			0-1 4 1B		3-3 K		1-0 HR		4	1	2	2	0	1	0											
Ken Griffey Jr., L (1.9) OBP: 0.405, SLG: 0.549	1-2 F9			3-2 F7		0-0 G5-3		1-2 G1-3		4	0	0	0	0	0	1											
4 Brandon Phillips, R (1.4) OBP: 0.338, SLG: 0.492		1-0 G6-3		1-1 G6-4-3 1B		0-0 1B		4-2 G4-5-3 BB		3	0	2	0	1	0	0											
Jeff Conine, R (1.3) OBP: 0.330, SLG: 0.422		1-1 L7		0-0 G6-4-3		1-2 P4		0-0 B3		4	0	0	0	0	0	4											
Adam Dunn, L (1.7) OBP: 0.364, SLG: 0.539		2-0 G6-3			0-0 HR	1-2 K		2-2 G4-5-3		4	1	1	1	0	1	2											
28 Edwin Encarnación, R (1.5) OBP: 0.296, SLG: 0.277			1-2 G5-3		0-0 F9	3-2 F7				3	0	0	0	0	0	1											
26 David Ross, R (1.2) OBP: 0.254, SLG: 0.358			3-3 K		0-0 F8		2-2 6 L4 30 1B			3	0	1	0	0	1	0											
31 Matt Belisle, R (1.1) 53 Brad Salmon, L (8.1) 30 Norris Hopper, R (8. PH) 40 Jon Coutlangus, L (9.1) 38 Gary Majewski, R (9.1)			4-2 BB		0-3 K		0-0 2 HR 1B			1	0	0	0	1	1	0											
Inning Stats	R: 0 E: 0 K: 0 S: 8	H: 0 LOB: 0 BB: 0 P: 13	R: 0 E: 0 K: 0 S: 4	H: 0 LOB: 0 BB: 0 P: 8	R: 0 E: 0 K: 1 S: 13	H: 0 LOB: 1 BB: 1 P: 22	R: 0 E: 0 K: 0 S: 8	H: 2 LOB: 1 BB: 0 P: 12	R: 1 E: 0 K: 1 S: 6	H: 1 LOB: 0 BB: 0 P: 6	R: 0 E: 0 K: 1 S: 7	H: 0 LOB: 0 BB: 0 P: 12	R: 0 E: 0 K: 1 S: 11	H: 1 LOB: 1 BB: 0 P: 16	R: 2 E: 0 K: 0 S: 10	H: 3 LOB: 0 BB: 0 P: 15	R: 0 E: 0 K: 0 S: 7	H: 0 LOB: 0 BB: 1 P: 13	1B: 5 2B: 0 3B: 0 HR: 2	SF: 0 SAC: 0 DP: 2 HBP: 0	WP: 0 PB: 0 SB: 0 CS: 0	PA: 33					
PITCHER	IP	WLS	BF	H	R	ER	SO	BB	IBB	HBP	BLK	WP	HR	S	P	ERA	WHIP										
Mike Bacsik, L (1.1) ERA: 1.98	7.2	W	29	7	3	3	4	1	0	0	0	0	2	64	100	3.52	1.043										
40 Billy Traber, L (8.1) ERA: 1.59	0.1	H	1	0	0	0	0	0	0	0	0	0	0	3	4	0.00	0.000										
32 Chad Cordero, R (9.1) ERA: 3.38	1.0	S	3	0	0	0	0	1	0	0	0	0	0	7	13	0.00	1.000										

Washington Nationals @ Cincinnati Reds
Great American Ball Park, Cincinnati, OH


AB 31
R 3
H 7
RBI 3
BB 2
SO 4
LOB 11

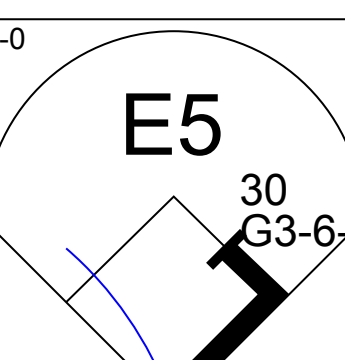
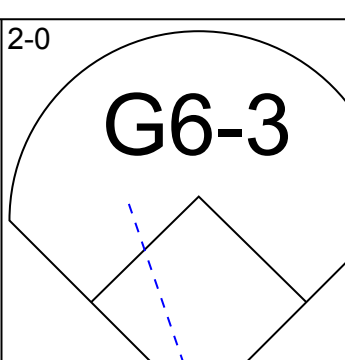
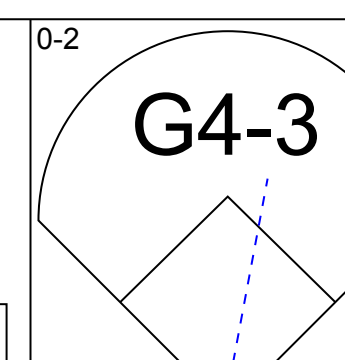
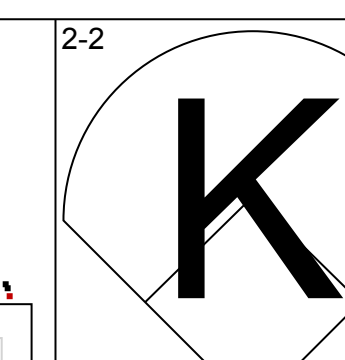
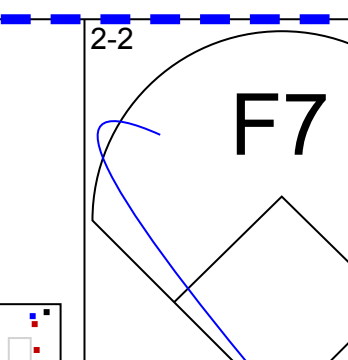
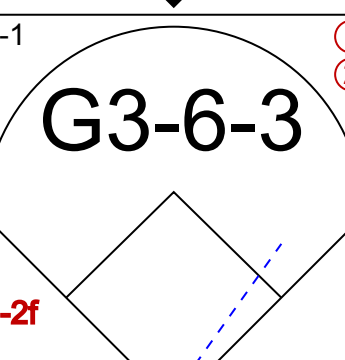
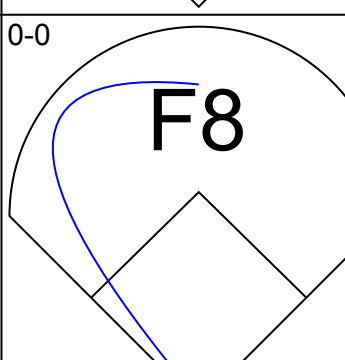
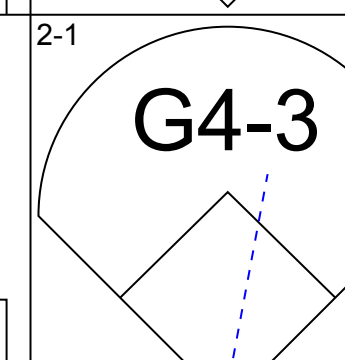
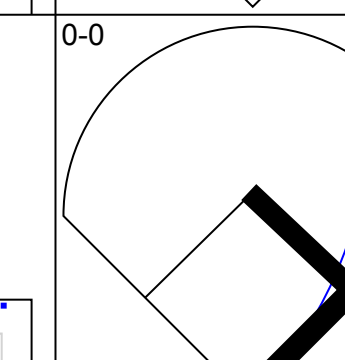
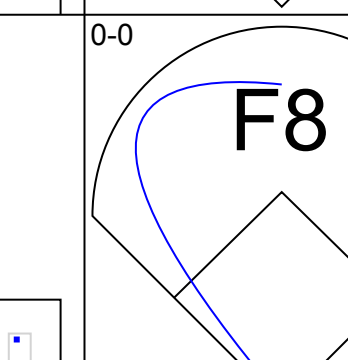
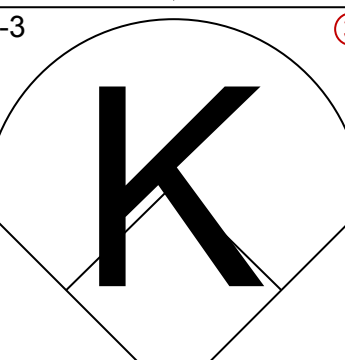
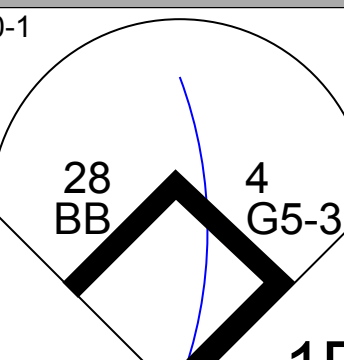
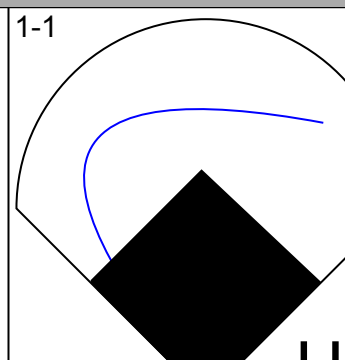
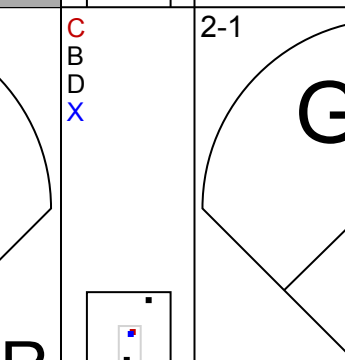
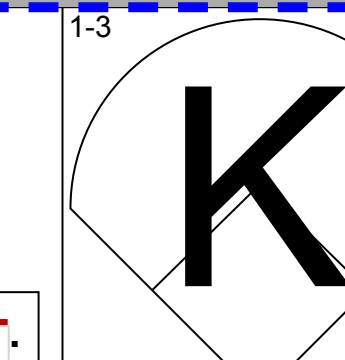
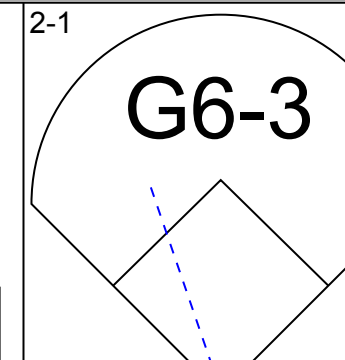
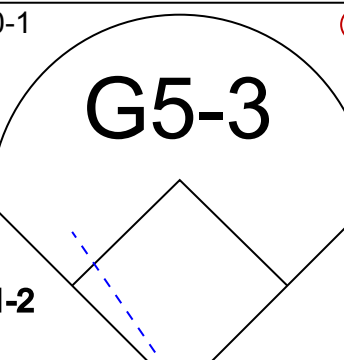
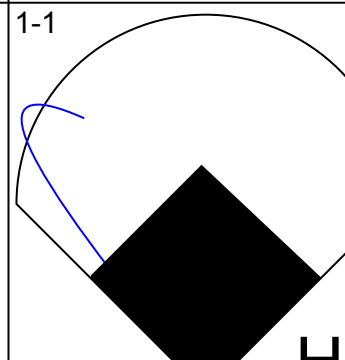
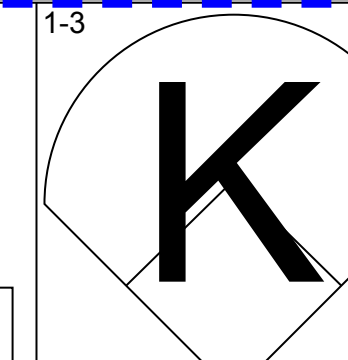
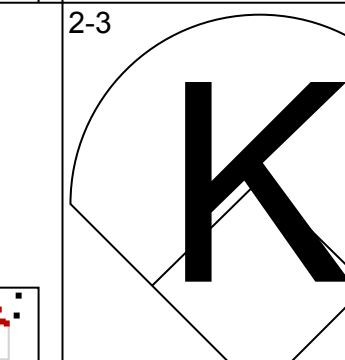
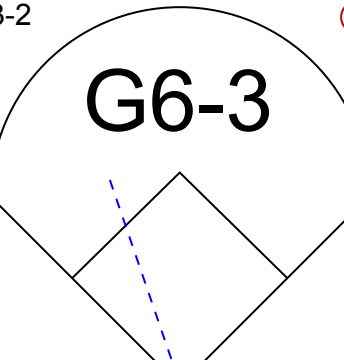
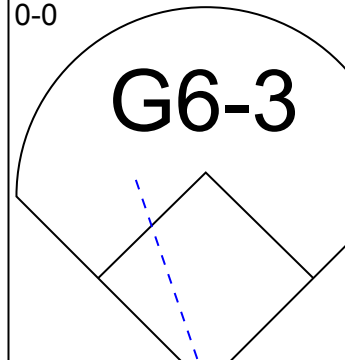
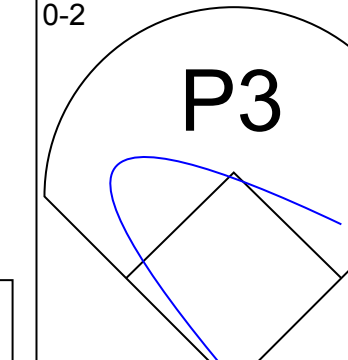
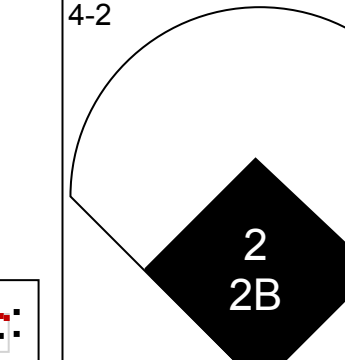
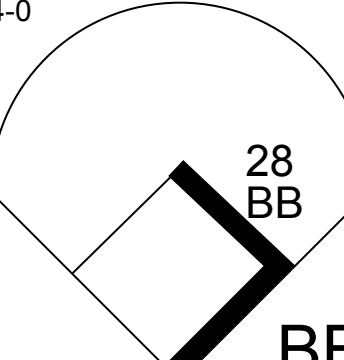
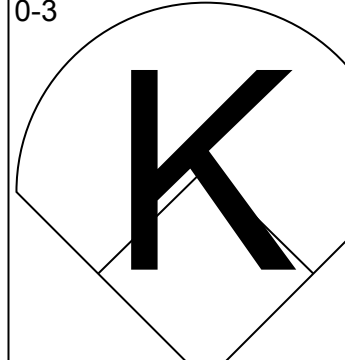
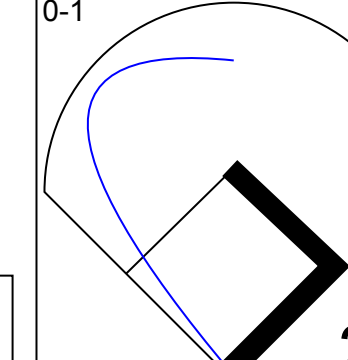
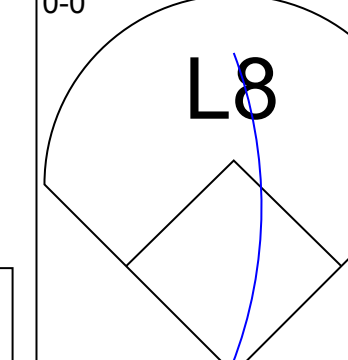
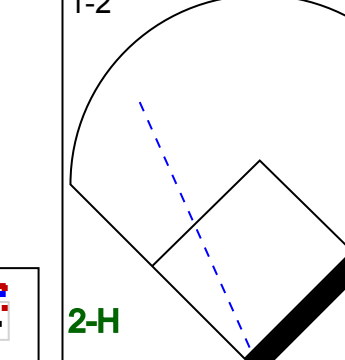

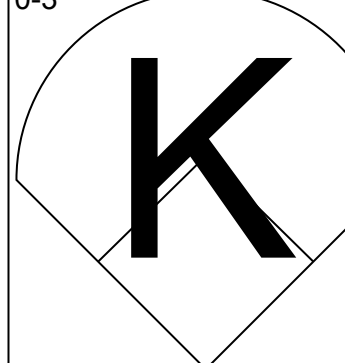






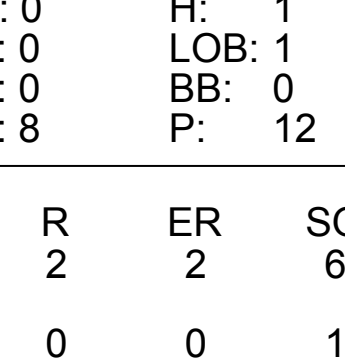
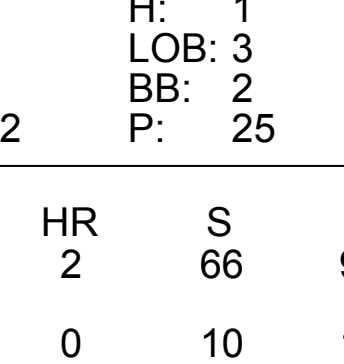
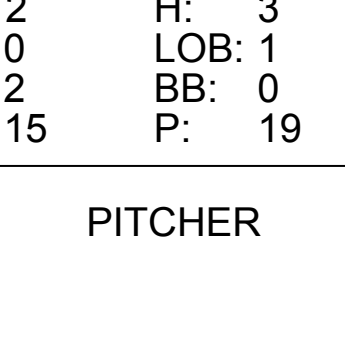
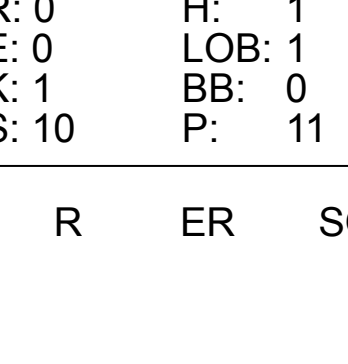




Thu May 24 2007, 7:10 PM EDT
Att: 19,541 - Partly Cloudy - 83 F


Batter	1	2	3	4	5	6	7	8	9	10	AB	R	H	RBI	BB	SO	LOB	TOP										
José Bautista, R OBP: 0.348, SLG: 0.405 (1,5)											4	1	1	0	1	2	1	Pittsburgh Pirates @ Cincinnati Reds Great American Ball Park, Cincinnati, OH Fri May 25 2007, 7:10 PM EDT Att. 36,455 - Partly Cloudy - 85 F										
6 Chris Duffy, L OBP: 0.296, SLG: 0.342 (1,8)											4	0	2	1	0	1	1											
12 Freddy Sanchez, R OBP: 0.311, SLG: 0.341 (1,4)											5	1	1	1	0	1	4											
25 Adam LaRoche, L OBP: 0.306, SLG: 0.325 (1,3)											4	1	0	0	1	0	1											
Jason Bay, R OBP: 0.367, SLG: 0.453 (1,7)											3	2	2	2	1	1	0											
41 Ryan Doumit, S OBP: 0.402, SLG: 0.552 (1,2)											2	0	0	0	0	0	1											
26 Ronny Paulino, R OBP: 0.259, SLG: 0.360 (4,2)											3	1	1	2	0	0	1											
Xavier Nady, R OBP: 0.319, SLG: 0.459 (1,9)											5	2	2	2	0	0	1											
2 Jack Wilson, R OBP: 0.314, SLG: 0.343 (1,6)											4	1	2	1	0	0	0											
28 Paul Maholm, L OBP: 0.106, SLG: 0.105 (8, PH) 55 Matt Capps, R OBP: 0.340, SLG: 0.395 (8, 1) Damasso Marte, L OBP: 0.100, SLG: 0.000 (8, 1) 54 Jonah Bayliss, R OBP: 0.521, SLG: 0.315 (10, PH) 13 Nate McLouth, R OBP: 0.311, SLG: 0.315 (10, 1) 16 Salomon Torres, R OBP: 0.259, SLG: 0.360 (10, 1)											2	0	0	0	0	0	1											
Inning Stats	R: 0 E: 0 K: 1 S: 9	H: 1 LOB: 1 BB: 0 P: 12	R: 2 E: 0 K: 1 S: 11	H: 2 LOB: 0 BB: 0 P: 18	R: 0 E: 0 K: 1 S: 7	H: 0 LOB: 1 BB: 1 P: 15	R: 0 E: 0 K: 0 S: 4	H: 1 LOB: 0 BB: 0 P: 6	R: 0 E: 0 K: 0 S: 6	H: 0 LOB: 0 BB: 0 P: 8	R: 0 E: 0 K: 1 S: 9	H: 0 LOB: 0 BB: 0 P: 14	R: 0 E: 0 K: 1 S: 9	H: 0 LOB: 0 BB: 0 P: 15	R: 0 E: 0 K: 0 S: 12	H: 1 LOB: 3 BB: 1 P: 24	R: 0 E: 0 K: 0 S: 4	H: 0 LOB: 1 BB: 1 P: 11	R: 8 E: 1 K: 1 S: 23	H: 6 LOB: 1 BB: 1 P: 36	1B: 6 2B: 4 3B: 0 HR: 2	SF: 1 SAC: 1 DP: 2 HBP: 3	WP: 0 PB: 0 SB: 0 CS: 2	PA: 46				
PITCHER	IP 8.0	WLS 30	BF 5	H 2	R 2	ER 2	SO 5	BB 2	IBB 0	HBP 2	BLK 0	WP 0	HR 2	S 67	P 112	ERA 2.25	WHIP 0.875											
39 Aaron Harang, R ERA: 4.5 (1,1)	1.1	L	11	3	6	6	0	1	1	1	0	0	0	0	18	36	40.50	3.000										
25 David Weathers, R ERA: 4.5 (9,1)	0.2		5	3	2	2	1	0	0	0	0	0	0	0	9	11	27.00	4.500										
53 Brad Salmon, R ERA: 4.5 (10,1)																												

AB	37
R	10
H	11
RBI	9
BB	4
SO	6
LOB	12



Batter	1	2	3	4	5	6	7	8	9	10	AB	R	H	RBI	BB	SO	LOB	BOTTOM										
6 Ryan Freel, R OBP: 0.322, SLG: 0.377 (1,8)											5	0	0	0	0	1	2	Pittsburgh Pirates @ Cincinnati Reds Great American Ball Park, Cincinnati, OH Fri May 25 2007, 7:10 PM EDT Att. 36,455 - Partly Cloudy - 85 F										
30 Norris Hopper, R OBP: 0.268, SLG: 0.317 (1,7)											5	0	1	0	0	0	3											
Ken Griffey Jr., L OBP: 0.404, SLG: 0.565 (1,9)											5	1	2	1	0	2	1											
4 Brandon Phillips, R OBP: 0.336, SLG: 0.500 (1,4)											5	1	1	1	0	2	1											
Jeff Conine, R OBP: 0.327, SLG: 0.426 (1,3)											4	0	1	0	0	0	1											
25 David Weathers, R ERA: 4.5 (9,1)											0	0	0	0	0	0	0											
53 Brad Salmon, L (10,1)											0	0	0	0	0	0	0											
Adam Dunn, L OBP: 0.367, SLG: 0.539 (10, PH)											0	0	0	0	0	0	0											
2 Alex Gonzalez, R OBP: 0.315, SLG: 0.482 (1,6)											4	1	2	1	1	1	1											
28 Edwin Encarnación, R OBP: 0.308, SLG: 0.284 (1,5)											4	0	2	1	1	0	2											
26 David Ross, R OBP: 0.256, SLG: 0.357 (1,2)											3	0	1	0	0	2	4											
Javier Valentín, S OBP: 0.333, SLG: 0.385 (9, PH)											1	0	1	0	0	0	0											
9 Juan Castro, R OBP: 0.192, SLG: 0.204 (9, PH)											1	0	0	0	0	0	0											
Chad Moeller, R OBP: 0.176, SLG: 0.176 (10, 2)											1	0	0	0	0	1	1											
39 Aaron Harang, R OBP: 0.174, SLG: 0.182 (1,1)											2	0	0	0	0	1	0											
Scott Hallsberg, L OBP: 0.367, SLG: 0.440 (9, 3)											1	0	0	0	0	0	1											
Inning Stats	R: 0 E: 1 K: 1 S: 6	H: 0 LOB: 0 BB: 0 P: 8	R: 0 E: 0 K: 0 S: 8	H: 1 LOB: 1 BB: 0 P: 12	R: 0 E: 0 K: 0 S: 5	H: 1 LOB: 1 BB: 1 P: 9	R: 0 E: 0 K: 1 S: 12	H: 1 LOB: 3 BB: 2 P: 25	R: 0 E: 0 K: 0 S: 10	H: 0 LOB: 0 BB: 0 P: 12	R: 2 E: 0 K: 2 S: 15	H: 3 LOB: 1 BB: 0 P: 19	R: 0 E: 0 K: 2 S: 10	H: 1 LOB: 1 BB: 0 P: 14	R: 0 E: 0 K: 1 S: 10	H: 1 LOB: 1 BB: 0 P: 11	R: 0 E: 0 K: 0 S: 7	H: 1 LOB: 1 BB: 0 P: 9	R: 2 E: 0 K: 3 S: 20	H: 2 LOB: 1 BB: 1 P: 31	1B: 5 2B: 4 3B: 0 HR: 2	SF: 0 SAC: 1 DP: 1 HBP: 0	WP: 0 PB: 0 SB: 0 CS: 0	PA: 44				
PITCHER	IP 7.0	WLS 30	BF 7	H 1	R 2	ER 2	SO 6	BB 2	IBB 0	HBP 0	BLK 0	WP 0	HR 2	S 66	P 99	ERA 2.57	WHIP 1.286											
28 Paul Maholm, L ERA: 5.43 (1,1)	1.0		4	1	0	0	1	0	0	0	0	0	0	0	10	11	0.00	1.000										
55 Matt Capps, R ERA: 3.12 (8,1)	0.1		2	1	0	0	0	0	0	0	0	0	0	3	3	0.00	3.000											
Damasso Marte, L ERA: 0.57 (9,1)	0.2	W	2	0	0	0	0	0	0	0	0	0	0	4	6	0.00	0.000											
54 Jonah Bayliss, R ERA: 5.47 (9,1)	1.0		6	2	2	2	3	1	0	0	0	0	0	20	31	18.00	3.000											
16 Salomon Torres, R ERA: 4.95 (10,1)																												

AB	40
R	4
H	11
RBI	4
BB	3
SO	10
LOB	17



Batter	1	2	3	4	5	6	7	8	9	AB	R	H	RBI	BB	SO	LOB	TOP				
José Bautista, R OBP: 0.344, SLG: 0.395	L9	L8		FC3-6 BB		E1 G4-3 1B		G3		4	1	0	0	1	0	0					
6 Chris Duffy, L OBP: 0.293, SLG: 0.333	25 HBP 2B BB	G2-3		FC3-6 25 1B		G4-3		K		4	2	0	0	1	1	2					
12 Freddy Sanchez, R OBP: 0.314, SLG: 0.339	L8	G5-3		25 1B 2B 1B				K		4	1	1	0	1	1	1					
25 Adam LaRoche, L OBP: 0.314, SLG: 0.348	2B HR HBP		G1-3	2B 1B		K			HR	4	2	2	2	0	1	2					
Jason Bay, R OBP: 0.377, SLG: 0.470	HR 2B		26 1B G3-1 BB	1-3 2H 1B				F8		4	1	3	3	1	0	0					
Xavier Nady, R OBP: 0.322, SLG: 0.486	HR		G3-1	F8		F8			2B	5	2	2	3	0	0	5					
26 Ronny Paulino, R OBP: 0.263, SLG: 0.357	2B BB			1B		F8		G6-3		4	0	1	0	1	1	1					
2 Jack Wilson, R OBP: 0.316, SLG: 0.345	1B		L5			K		F9		5	0	2	1	0	1	2					
Shawn Chacon, R OBP: 0.143, SLG: 0.143 34 John Grabow, L Damaso Marte, L 55 Matt Capps, R 13 Nate McLouth, L 59 Brian Rogers, R 16 Salomon Torres, R	G6-3			P5		F7		K		2	0	0	0	0	0	2					
Inning Stats	R: 4 E: 0 K: 0 S: 21	H: 3 LOB: 2 BB: 2 P: 34	R: 0 E: 0 K: 0 S: 9	H: 0 LOB: 0 BB: 0 P: 16	R: 0 E: 0 K: 0 S: 14	H: 1 LOB: 2 BB: 1 P: 23	R: 2 E: 0 K: 0 S: 16	H: 3 LOB: 2 BB: 1 P: 22	R: 0 E: 0 K: 1 S: 7	H: 0 LOB: 0 BB: 0 P: 10	R: 1 E: 1 K: 1 S: 15	H: 1 LOB: 2 BB: 1 P: 21	R: 0 E: 0 K: 1 S: 12	H: 0 LOB: 0 BB: 0 P: 14	R: 0 E: 0 K: 2 S: 10	H: 0 LOB: 0 BB: 0 P: 14	R: 2 E: 0 K: 1 S: 11	H: 3 LOB: 1 BB: 0 P: 16	1B: 6 2B: 3 3B: 0 HR: 2	SF: 0 SAC: 0 DP: 0 HBP: 1	WP: 0 PA: 45
PITCHER	IP	WLS	BF	H	R	ER	SO	BB	IBB	HBP	BLK	WP	HR	S	P	ERA	WHIP				
61 Bronson Arroyo, R ERA: 4.01	4.0	L	24	7	6	6	0	4	0	1	0	0	1	60	95	13.50	2.750				
Victor Santos, R ERA: 3.46	1.0		3	0	0	0	1	0	0	0	0	0	0	7	10	0.00	0.000				
29 Mike Stanton, L ERA: 5.4	2.0		9	1	1	0	2	1	0	0	0	0	0	27	35	0.00	1.000				
40 Jon Coutlangus, L ERA: 4.96	1.0		3	0	0	0	2	0	0	0	0	0	0	10	14	0.00	0.000				
51 Jared Burton, R ERA: 2.57	1.0		6	3	2	2	1	0	0	0	0	0	1	11	16	18.00	3.000				

Pittsburgh Pirates @ Cincinnati Reds
Great American Ball Park, Cincinnati, OH
Sat May 26 2007, 7:10 PM EDT
Att: 32,380 - Partly Cloudy - 83 F

AB 39
R 9
H 11
RBI 9
BB 5
SO 6
LOB 16



Batter	1	2	3	4	5	6	7	8	9	AB	R	H	RBI	BB	SO	LOB	BOTTOM			
6 Ryan Freel, R OBP: 0.317, SLG: 0.370	K		BB 1B BB	F9	K			G6-3	P4	6	1	1	0	0	2	5				
Scott Hatteberg, L OBP: 0.383, SLG: 0.471	FC6-4 BB		BB BB	BB BB	HBP		F7	HR		3	1	2	1	1	0	0				
Ken Griffey Jr., L OBP: 0.404, SLG: 0.553	FC6-4 FC6-4		BB BB	G4-3				F7		3	0	0	0	2	0	4				
4 Brandon Phillips, R OBP: 0.332, SLG: 0.490	FC6-4		F4		2B BB BB		K	K		4	1	0	0	1	2	5				
Adam Dunn, L OBP: 0.363, SLG: 0.526		G6-3		K	K		G2-3	K		4	0	0	1	1	2	3				
28 Edwin Encarnación, R OBP: 0.319, SLG: 0.317			P2		P3			HR		4	1	2	1	1	0	4				
2 Alex Gonzalez, R OBP: 0.317, SLG: 0.497		FC5-4 FC6-4		G5-3	BB 26 BB		F7	HR		5	1	2	1	0	0	2				
26 David Ross, R OBP: 0.262, SLG: 0.348		FC6-4		HBP 1B BB	BB		K	F7		3	0	0	0	2	1	2				
61 Bronson Arroyo, R ERA: 4.01 34 John Grabow, L Damaso Marte, L 55 Matt Capps, R 13 Nate McLouth, L 59 Brian Rogers, R 16 Salomon Torres, R			K	HBP 1B	BB		F9	L8		1	0	0	0	0	0	0				
Inning Stats	R: 0 E: 0 K: 1 S: 8	H: 0 LOB: 1 BB: 1 P: 16	R: 0 E: 0 K: 0 S: 11	H: 0 LOB: 1 BB: 1 P: 19	R: 1 E: 0 K: 1 S: 12	H: 2 LOB: 3 BB: 2 P: 24	R: 0 E: 0 K: 0 S: 13	H: 1 LOB: 3 BB: 1 P: 25	R: 1 E: 0 K: 2 S: 9	H: 1 LOB: 3 BB: 3 P: 29	R: 0 E: 0 K: 1 S: 13	H: 0 LOB: 1 BB: 0 P: 18	R: 1 E: 0 K: 2 S: 21	H: 1 LOB: 1 BB: 0 P: 26	R: 2 E: 0 K: 0 S: 12	H: 2 LOB: 0 BB: 0 P: 20	1B: 5 2B: 0 3B: 0 HR: 3	SF: 0 SAC: 0 DP: 0 HBP: 1	WP: 1 PA: 46	
PITCHER	IP	WLS	BF	H	R	ER	SO	BB	IBB	HBP	BLK	WP	HR	S	P	ERA	WHIP			
Shawn Chacon, R ERA: 3.38	3.2		20	3	1	1	2	5	0	1	0	0	0	16	33	6.75	3.000			
34 John Grabow, L ERA: 6.0	1.1	W	8	1	1	1	2	3	0	0	0	0	0	16	26	0.00	1.500			
Damaso Marte, L ERA: 0.53	1.1		6	1	0	0	1	1	0	0	0	0	1	1	27	34	5.40	0.600		
55 Matt Capps, R ERA: 3.25	1.2		7	1	1	1	3	0	0	0	0	1	1	27	34	5.40	0.600			
59 Brian Rogers, R ERA: 13.5	0.0		2	2	2	2	0	0	0	0	0	0	2	6	12	∞	∞			
16 Salomon Torres, R ERA: 4.71	1.0		3	0	0	0	0	0	0	0	0	0	0	6	8	0.00	0.000			

Pittsburgh Pirates @ Cincinnati Reds
Great American Ball Park, Cincinnati, OH
Sat May 26 2007, 7:10 PM EDT
Att: 32,380 - Partly Cloudy - 83 F

AB 36
R 5
H 8
RBI 5
BB 9
SO 8
LOB 26



Batter	1	2	3	4	5	6	7	8	9	AB	R	H	RBI	BB	SO	LOB	TOP					
José Bautista, R OBP: 0.351, SLG: 0.404	4-2 6 2B	2-2 6 12 SF9	3-3 K		1-2 G5-3			1-2 6 12 1B		4	3	2	0	1	1	2						
6 Chris Duffy, L OBP: 0.302, SLG: 0.353	0-0 12 1B	1-2 G4-1		2-2 12 G6-4-3		2-2 12 SF9		3-2 G3		5	2	3	1	0	0	3						
12 Freddy Sanchez, R OBP: 0.316, SLG: 0.345	0-2 25 1B	1-1 SF9		1-0 G6-4-3		0-2 SF9		1-0 25 2B		3	2	2	4	0	0	1						
25 Adam LaRoche, L OBP: 0.316, SLG: 0.355	2-2 HR	3-H K		2-2 F7		1-0 P5		0-1 1-H		5	1	2	2	0	1	0						
Jason Bay, R OBP: 0.382, SLG: 0.489	3-2 1-H 2-H		0-2 1B 57 1B		1-1 L9 WP 26 1B		1-3 K	0-3 K		5	3	3	3	0	2	1						
Xavier Nady, R OBP: 0.327, SLG: 0.486	1-2 2 26 BB		2-0 57 1B		2-2 L9		2-2 K	0-0 G6-3		4	0	2	0	0	0	1						
54 Jonah Bayliss, R OBP: 0.270, SLG: 0.300	4-4-3 2 BB		1-3 57 1B		1-3 L9		1-3 K			0	0	0	0	0	0	0						
Jose Castillo, R OBP: 0.296, SLG: 0.286										1	0	0	0	0	0	1						
34 John Grabow, L OBP: 0.321, SLG: 0.320										0	0	0	0	0	0	0						
16 Salomon Torres, R OBP: 0.316, SLG: 0.355										0	0	0	0	0	0	0						
26 Ronny Paulino, R OBP: 0.268, SLG: 0.354	4-2 2 G4-6-3		1-3 K		2-1 2 HR		0-0 F8		2-3 K	4	1	1	1	1	2	2						
2 Jack Wilson, R OBP: 0.313, SLG: 0.357	1-2 G4-6-3		2-3 K		0-0 3-H		1-1 F7		0-2 G1-3	5	1	1	2	0	1	4						
57 Zach Duke, L OBP: 0.238, SLG: 0.238	0-2 G4-3		0-0 K		1-1 F7				2-3 K	3	0	1	1	0	0	1						
Tony Armas, R OBP: 0.296, SLG: 0.286										0	0	0	0	0	0	0						
13 Nate McLouth, L OBP: 0.321, SLG: 0.320										2	1	1	0	0	1	0						
Inning Stats	R: 5 E: 0 K: 0 S: 30	H: 5 LOB: 1 BB: 2 P: 45	R: 1 E: 0 K: 1 S: 11	H: 1 LOB: 0 BB: 0 P: 16	R: 1 E: 0 K: 3 S: 16	H: 3 LOB: 2 BB: 0 P: 24	R: 0 E: 0 K: 0 S: 7	H: 1 LOB: 0 BB: 0 P: 12	R: 3 E: 0 K: 0 S: 13	H: 3 LOB: 0 BB: 0 P: 20	R: 1 E: 0 K: 1 S: 10	H: 1 LOB: 0 BB: 0 P: 14	R: 0 E: 0 K: 1 S: 6	H: 0 LOB: 0 BB: 0 P: 9	R: 3 E: 0 K: 1 S: 22	H: 4 LOB: 1 BB: 0 P: 30	R: 0 E: 0 K: 2 S: 9	H: 0 LOB: 0 BB: 0 P: 13	1B: 12 2B: 4 3B: 0 HR: 2	SF: 2 SAC: 0 DP: 2 HBP: 0	WP: 1 PB: 0 SB: 2 CS: 0	PA: 45
PITCHER	IP WLS BF H R ER SO	IP WLS BF H R ER SO	IP WLS BF H R ER SO	IP WLS BF H R ER SO	IP WLS BF H R ER SO	IP WLS BF H R ER SO	IP WLS BF H R ER SO	IP WLS BF H R ER SO	IP WLS BF H R ER SO	IP WLS BF H R ER SO	IP WLS BF H R ER SO	IP WLS BF H R ER SO	IP WLS BF H R ER SO	IP WLS BF H R ER SO	IP WLS BF H R ER SO	IP WLS BF H R ER SO	IP WLS BF H R ER SO	IP WLS BF H R ER SO	IP WLS BF H R ER SO	ERA WHIP	ERA WHIP	
35 Kirk Saarloos, R ERA: 7.04	0.0 L	19 8	5 5	5 5	0 0	2 0	0 0	0 0	0 0	0 1	1 48	72 21	10.38 1.846									
Victor Santos, R ERA: 4.45	4.1 1	6 1	1 1	1 1	4 1	0 0	0 0	0 0	0 0	0 0	0 15	21 5.40	6.000									
40 Jon Coutangus, L ERA: 5.0	1.2 6	1 1	1 1	1 1	1 1	0 0	0 0	0 0	0 0	0 0	0 13	19 9.00	1.000									
53 Brad Salmon, R ERA: 5.0	1.0 4	1 1	1 1	1 1	1 1	0 0	0 0	0 0	0 0	0 0	0 15	20 18.00	3.000									
38 Gary Majewski, R ERA: 10.9	1.0 6	3 2	2 2	1 1	0 0	0 0	0 0	0 0	0 0	0 0	0 15	20 18.00	3.000									

Pittsburgh Pirates @ Cincinnati Reds
Great American Ball Park, Cincinnati, OH
Sun May 27 2007, 1:15 PM EDT
Att: 27,209 - Partly Cloudy - 84 F

AB 41
R 14
H 18
RBI 14
BB 2
SO 9
LOB 16



Batter	1	2	3	4	5	6	7	8	9	AB	R	H	RBI	BB	SO	LOB	BOTTOM					
6 Ryan Freel, R OBP: 0.314, SLG: 0.365	0-2 G5-3		2-1 G6-3	1-0 1B		3-1 G6-4-3		2-2 G4-3		5	0	1	1	0	0	1						
4 Brandon Phillips, R OBP: 0.333, SLG: 0.493	0-0 G1-3		1-2 E5	2-0 G5-3			3-2 G4-3	2-2 1B		5	1	2	0	0	0	2						
Ken Griffey Jr., L OBP: 0.399, SLG: 0.542	2-1 F8		1-0 P5		1-0 L3		0-0 G4-3	1-0 1B		5	0	1	0	0	0	2						
Jeff Conine, R OBP: 0.336, SLG: 0.424		1-2 28 E 1B		3-2 P3	0-1 F8		0-1 G4-3	0-1 F9		5	2	2	1	0	0	2						
28 Edwin Encarnación, R OBP: 0.321, SLG: 0.339		3-1 FC5		3-2 HR	3-2 HBP		1-0 F7		2-1 P4	4	2	1	1	0	0	2						
Adam Dunn, L OBP: 0.369, SLG: 0.563		1-2 2 G6-4-3		3-1 HR	2-3 K		0-1 HR		3-3 K	5	2	3	4	0	2	1						
2 Alex Gonzalez, R OBP: 0.319, SLG: 0.511		3-2 G6-4-3		0-1 SH1-4	6 1B		1-1 HR		3-3 L5	5	2	2	1	0	0	1						
Chad Moeller, R OBP: 0.273, SLG: 0.409		3-H G5-3		0-0 6 SH1-4	1B		2-3 K		1-1 HR	4	1	2	1	0	1	0						
35 Kirk Saarloos, R ERA: 5.55			0-2 F9	0-0 SH1-4		2-1 6 G6-4-3		0-3 K		0	0	0	0	0	0	0						
Victor Santos, R ERA: 4.45										1	0	0	0	0	0	0						
40 Jon Coutangus, L ERA: 5.0										0	0	0	0	0	0	0						
26 David Ross, R ERA: 8.19										0	0	0	0	0	0	0						
53 Brad Salmon, L ERA: 5.0										0	0	0	0	0	0	0						
38 Gary Majewski, R ERA: 10.9										0	0	0	0	0	0	0						
30 Norris Hopper, R ERA: 4.43										1	0	0	0	0	0	0						
51 Jared Burton, R ERA: 2.25										0	0	0	0	0	0	0						
Inning Stats	R: 0 E: 0 K: 0 S: 7	H: 0 LOB: 0 BB: 0 P: 9	R: 2 E: 1 K: 0 S: 15	H: 2 LOB: 0 BB: 0 P: 25	R: 0 E: 0 K: 0 S: 9	H: 0 LOB: 1 BB: 0 P: 13	R: 3 E: 0 K: 0 S: 15	H: 5 LOB: 2 BB: 0 P: 27	R: 0 E: 0 K: 1 S: 8	H: 0 LOB: 1 BB: 0 P: 14	R: 1 E: 0 K: 1 S: 10	H: 2 LOB: 0 BB: 0 P: 18	R: 3 E: 0 K: 0 S: 15	H: 3 LOB: 0 BB: 0 P: 19	R: 1 E: 0 K: 1 S: 17	H: 3 LOB: 2 BB: 0 P: 23	R: 0 E: 0 K: 1 S: 6	H: 0 LOB: 0 BB: 0 P: 12	1B: 9 2B: 1 3B: 0 HR: 5	SF: 0 SAC: 1 DP: 2 HBP: 1	WP: 0 PB: 0 SB: 0 CS: 0	PA: 43
PITCHER	IP WLS BF H R ER SO	IP WLS BF H R ER SO	IP WLS BF H R ER SO	IP WLS BF H R ER SO	IP WLS BF H R ER SO	IP WLS BF H R ER SO	IP WLS BF H R ER SO	IP WLS BF H R ER SO	IP WLS BF H R ER SO	IP WLS BF H R ER SO	IP WLS BF H R ER SO	IP WLS BF H R ER SO	IP WLS BF H R ER SO	IP WLS BF H R ER SO	IP WLS BF H R ER SO	IP WLS BF H R ER SO	IP WLS BF H R ER SO	IP WLS BF H R ER SO	IP WLS BF H R ER SO	ERA WHIP	ERA WHIP	
57 Zach Duke, L ERA: 5.55	5.0 W	24 7	5 5	3 3	1 1	0 0	0 0	0 0	0 0	0 0	0 1	10 18	9.00 2.000									
Tony Armas, R ERA: 8.19	1.0 4	2 1	1 1	1 1	1 1	0 0	0 0	0 0	0 0	0 0	0 1	15 19	27.00 3.000									
54 Jonah Bayliss, R ERA: 6.26	1.0 6	3 3	3 3	0 0	0 0	0 0	0 0	0 0	0 0	0 0	0 1	14 19	13.50 3.000									
34 John Grabow, L ERA: 6.39	0.2 4	2 1	1 1	1 1	1 1	0 0	0 0	0 0	0 0	0 0	0 0	9 16	0.00 0.750									
16 Salomon Torres, R ERA: 4.43	1.1 5	1 0	0 0	1 1	0 0	0 0	0 0	0 0	0 0	0 0	0 0	9 16	0.00 0.750									


Pittsburgh Pirates @ Cincinnati Reds
Great American Ball Park, Cincinnati, OH
Sun May 27 2007, 1:15 PM EDT
Att: 27,209 - Partly Cloudy - 84 F

AB 41
R 10
H 15
RBI 9
BB 0
SO 4
LOB 11



Batter	1	2	3	4	5	6	7	8	9	AB	R	H	RBI	BB	SO	LOB	TOP					
José Bautista, R (1, 5) OBP: 0.349, SLG: 0.400	1-2 G5-3		2-2 G6-3		2-2 L6			1-2 1B		4	0	1	0	0	0	2	Pittsburgh Pirates @ Cincinnati Reds Great American Ball Park, Cincinnati, OH Mon May 28 2007, 1:15 PM EDT Att: 17,905 - Overcast - 74 F					
6 Chris Duffy, L (1, 8) OBP: 0.295, SLG: 0.345	0-2 G4-3			1-1 L8		2-0 G3		2-1 G3-2		4	0	0	0	0	0	2						
12 Freddy Sanchez, R (1, 4) OBP: 0.314, SLG: 0.343	0-2 F9			2-1 F8		0-2 P2		3-H	1-2 FC5-4 1B	4	0	1	0	0	0	0						
25 Adam LaRoche, L (1, 3) OBP: 0.315, SLG: 0.353		0-0 L1		0-0 1B		1-2 G4-3			0-3 1B	4	0	1	0	0	1	1						
Jason Bay, R (1, 7) OBP: 0.380, SLG: 0.495		0-1 FC5-2 3B		0-0 F8			2-1 G5-3		2-1 FC5-4	4	0	1	0	0	0	2						
Xavier Nady, R (1, 9) OBP: 0.325, SLG: 0.479		0-1 FC5-2			0-1 45 SH1-4 HBP 1B		3-1 G5-3		1-1 F8	4	0	1	0	0	0	2						
2 Jack Wilson, R (1, 6) OBP: 0.309, SLG: 0.351		3-H G4-3			2-2 F9		0-2 G6-3			3	0	0	0	0	0	2						
Humberto Cota, R (1, 2) OBP: 0.389, SLG: 0.357			0-0 F8		1-0 45 SH1-4 HBP 1B			1-0 1B 6 G3-2 1B		2	0	1	0	0	0	0						
45 Ian Snell, R (1, 1) OBP: 0.200, SLG: 0.158			1-3 K		0-0 SH1-4			1-0 P5		1	0	0	0	0	1	0						
41 Ryan Doumit, S (8, PH) OBP: 0.398, SLG: 0.545					1-2 2-3					1	0	0	0	0	0	1						
Damaso Marte, L (8, 1) OBP: 0.398, SLG: 0.545										0	0	0	0	0	0	0						
44 Josh Sharpless, R (8, 1) OBP: 0.398, SLG: 0.545										0	0	0	0	0	0	0						
Inning Stats	R: 0 E: 0 K: 0 S: 10	H: 0 LOB: 0 BB: 0 P: 11	R: 0 E: 0 K: 0 S: 11	H: 1 LOB: 1 BB: 0 P: 12	R: 0 E: 0 K: 1 S: 8	H: 0 LOB: 0 BB: 0 P: 11	R: 0 E: 0 K: 0 S: 6	H: 1 LOB: 1 BB: 0 P: 9	R: 0 E: 0 K: 0 S: 9	H: 1 LOB: 2 BB: 0 P: 14	R: 0 E: 0 K: 0 S: 7	H: 0 LOB: 0 BB: 0 P: 10	R: 0 E: 0 K: 0 S: 7	H: 0 LOB: 0 BB: 0 P: 12	R: 0 E: 0 K: 0 S: 7	H: 2 LOB: 1 BB: 0 P: 12	R: 0 E: 0 K: 1 S: 10	H: 1 LOB: 1 BB: 0 P: 14	1B: 5 2B: 1 3B: 1 HR: 0	SF: 0 SAC: 1 DP: 1 HBP: 1	WP: 0 PB: 0 SB: 0 CS: 0	PA: 33
PITCHER Kyle Lohse, R (1, 1) ERA: 4.59	IP: 9.0 WLS: W BF: 33 H: 6 R: 0 ER: 0 SO: 2 BB: 0 IBB: 0 HBP: 1 BLK: 0 WP: 0 HR: 0 S: 75 P: 105 ERA: 0.00 WHIP: 0.667															PITCHER						

AB	31
R	0
H	6
RBI	0
BB	0
SO	2
LOB	12



Batter	1	2	3	4	5	6	7	8	9	AB	R	H	RBI	BB	SO	LOB	BOTTOM			
6 Ryan Freel, R (1, 8) OBP: 0.313, SLG: 0.363	1-2 F8			1-3 K	1-0 1B			3-2 G3-1		1	0	0	0	0	0	0	Pittsburgh Pirates @ Cincinnati Reds Great American Ball Park, Cincinnati, OH Mon May 28 2007, 1:15 PM EDT Att: 17,905 - Overcast - 74 F			
Ken Griffey Jr., L (3, 9) OBP: 0.398, SLG: 0.538				4-1 BB BB	3-1 F8			0-0 F8		3	0	0	0	1	0	1				
Scott Hatteberg, L (1, 3) OBP: 0.380, SLG: 0.459	3-2 F8			0-3 K	4-2 BB BB	1-2 28 WP 28 1B 2B		1-0 F8	0-1 G4-3	4	1	1	0	0	1	1				
4 Brandon Phillips, R (1, 4) OBP: 0.332, SLG: 0.493	0-1 F9			1-2 BB	3-1 P6	1-1 2H 1B		1-0 G4-3 28 2B	2-3 G4-3	3	1	1	0	1	1	1				
Adam Dunn, L (1, 7) OBP: 0.371, SLG: 0.564		0-3 K		1-2 BB	3-0 26 HR HBP	0-3 K		0-1 G4-3	2-3 G4-3	4	0	2	2	0	0	2				
28 Edwin Encarnación, R (1, 5) OBP: 0.326, SLG: 0.352		0-1 G4-3		3-1 P6	1-1 1B	1-1 K		0-1 P3		3	1	1	0	0	1	2				
2 Alex Gonzalez, R (1, 6) OBP: 0.323, SLG: 0.508		1-1 30 CS 1B		3-0 26 HR HBP	0-3 K			1-1 P3		3	1	1	0	0	1	2				
30 Norris Hopper, R (1, 9) OBP: 0.244, SLG: 0.289		2-1 CS	2-2 G4-3		0-0 F9	2-3 K2-3		1-1 P3		3	0	0	0	0	1	2				
26 David Ross, R (1, 2) OBP: 0.269, SLG: 0.378			2-3 K		2-2 1H HR			2-0 F8		3	1	1	2	0	1	0				
Kyle Lohse, R (1, 1) OBP: 0.278, SLG: 0.235			0-2 G5-3		0-0 G5-3			0-1 G5-3		3	0	0	0	0	0	0				
Inning Stats	R: 0 E: 0 K: 0 S: 9	H: 0 LOB: 0 BB: 0 P: 13	R: 0 E: 0 K: 1 S: 8	H: 1 LOB: 0 BB: 0 P: 11	R: 0 E: 0 K: 1 S: 11	H: 0 LOB: 0 BB: 0 P: 15	R: 0 E: 0 K: 2 S: 11	H: 0 LOB: 2 BB: 2 P: 23	R: 2 E: 0 K: 0 S: 8	H: 2 LOB: 1 BB: 0 P: 17	R: 1 E: 0 K: 2 S: 14	H: 2 LOB: 1 BB: 0 P: 19	R: 0 E: 0 K: 0 S: 6	H: 0 LOB: 0 BB: 0 P: 11	R: 1 E: 0 K: 0 S: 8	H: 2 LOB: 1 BB: 0 P: 10	1B: 3 2B: 3 3B: 0 HR: 1	SF: 0 SAC: 0 DP: 0 HBP: 1	WP: 1 PB: 0 SB: 0 CS: 1	PA: 34
PITCHER 45 Ian Snell, R (1, 1) ERA: 3.14	IP: 7.0 WLS: L BF: 28 H: 5 R: 3 ER: 3 SO: 3 BB: 2 IBB: 0 HBP: 1 BLK: 0 WP: 1 HR: 1 S: 67 P: 109 ERA: 3.86 WHIP: 1.000															PITCHER				
Damaso Marte, L (8, 1) ERA: 1.02	0.2 L BF: 3 H: 1 R: 1 ER: 1 SO: 0 BB: 0 IBB: 0 HBP: 0 BLK: 0 WP: 0 HR: 0 S: 4 P: 5 ERA: 13.50 WHIP: 1.500															PITCHER				
44 Josh Sharpless, R (8, 1) ERA:	0.1 L BF: 2 H: 1 R: 0 ER: 0 SO: 0 BB: 0 IBB: 0 HBP: 0 BLK: 0 WP: 0 HR: 0 S: 4 P: 5 ERA: 0.00 WHIP: 3.000															PITCHER				



Batter	1	2	3	4	5	6	7	8	9	AB R H RBI BB SO LOB	TOP											
30 Norris Hopper, R OBP: 0.333, SLG: 0.415	0-2 2B	0-0 2B		0-2 2B		4-2 2B BB			1-3 K	4 2 3 0 1 1 0	Cincinnati Reds @ Houston Astros Minute Maid Park, Houston, TX Wed May 30 2007, 7:05 PM CDT Att: 31,904 - Roof Closed - 73 F											
2 Alex Gonzalez, R OBP: 0.328, SLG: 0.511	1-2 2B	2-3 K		2-0 1B		0-1 2B			1-3 K	5 1 3 2 0 2 1												
Ken Griffey Jr., L OBP: 0.395, SLG: 0.527	3-2 F8 1B			4-2 2B BB		3-3 K			3-1 G4-3	4 1 1 1 1 1 2												
Jeff Conine, R OBP: 0.333, SLG: 0.412	3-2 F8			4-1 2B		0-0 L7				3 0 0 0 1 0 3												
Adam Dunn, L OBP: 0.362, SLG: 0.548 Dewayne Wise, L (9, 8)	0-1 9 CS 1B			1-1 F9		0-1 F7				4 0 1 1 0 0 2 0 0 0 0 0 0 0												
28 Edwin Encarnación, R OBP: 0.369, SLG: 0.331	1 SAFE 3-1 P4			0-1 E4		0-0 F9			1-2 E4	4 0 0 0 0 0 3												
9 Juan Castro, R OBP: 0.175, SLG: 0.185	1 SAFE 1-1 G4-1			0-0 P6		0-2 G6-3			0-3 K	4 0 0 0 0 1 5												
26 David Ross, R OBP: 0.261, SLG: 0.366		2-2 F8		3-2 K		2-2 G5-3			2-2 F9	4 0 0 0 0 1 4												
39 Aaron Harang, R OBP: 0.148, SLG: 0.154		0-1 L9		1-3 K		1-2 G6-3			2-3 K2-3	4 0 0 0 0 2 1												
Inning Stats	R: 3 E: 0 K: 0 S: 21	H: 4 LOB: 1 BB: 0 P: 32	R: 0 E: 0 K: 1 S: 9	H: 1 LOB: 1 BB: 0 P: 13	R: 0 E: 1 K: 1 S: 11	H: 0 LOB: 3 BB: 2 P: 23	R: 0 E: 0 K: 2 S: 12	H: 2 LOB: 2 BB: 0 P: 18	R: 0 E: 0 K: 0 S: 6	H: 0 LOB: 0 BB: 0 P: 6	R: 1 E: 0 K: 0 S: 12	H: 1 LOB: 1 BB: 1 P: 19	R: 0 E: 0 K: 0 S: 9	H: 0 LOB: 0 BB: 0 P: 13	R: 0 E: 1 K: 2 S: 12	H: 0 LOB: 1 BB: 0 P: 17	R: 0 E: 0 K: 2 S: 9	H: 0 LOB: 0 BB: 0 P: 14	1B: 4 2B: 4 3B: 0 HR: 0	SF: 0 SAC: 0 DP: 0 HBP: 0	WP: 0 PB: 0 SB: 0 CS: 1	PA: 39
PITCHER	IP WLS BF H R ER SO BB IBB HBP BLK WP HR S P ERA WHIP											PITCHER	IP WLS BF H R ER SO BB IBB HBP BLK WP HR S P ERA WHIP									
51 Wandy Rodriguez, L ERA: 4.53	5.0 L 25 7 3 3 4 2 0 0 0 0 0 0 59 92 5.40 1.800																					
Dave Borkowski, R ERA: 3.69	2.0 7 1 1 1 0 1 0 0 0 0 0 0 21 32 4.50 1.000																					
Chad Qualls, R ERA: 3.86	1.0 4 0 0 0 2 0 0 0 0 0 0 0 12 17 0.00 0.000																					
54 Brad Lidge, R ERA: 2.92	1.0 3 0 0 0 2 0 0 0 0 0 0 0 9 14 0.00 0.000																					

AB	36
R	4
H	8
RBI	4
BB	3
SO	8
LOB	21



Batter	1	2	3	4	5	6	7	8	9	AB R H RBI BB SO LOB	BOTTOM											
Craig Biggio, R OBP: 0.282, SLG: 0.387	0-1 P3		2-3 K			0-0 G5-3			0-1 F8 17 G6-3 2B	4 1 1 0 0 1 0	Cincinnati Reds @ Houston Astros Minute Maid Park, Houston, TX Wed May 30 2007, 7:05 PM CDT Att: 31,904 - Roof Closed - 73 F											
Morgan Ensberg, R OBP: 0.324, SLG: 0.395	0-2 45 2B 1B		1-0 P4			3-2 L5			0-1 F8	4 1 1 0 0 0 1												
17 Lance Berkman, S OBP: 0.390, SLG: 0.335	2-3 K		0-1 G4-3			1-2 G6-3			1-0 G5-3	4 0 0 1 0 1 1												
45 Carlos Lee, R OBP: 0.342, SLG: 0.537	0-0 1-H 2B				0-1 G4-3				1-2 28 1B 1B	4 1 2 1 0 0 0												
9 Hunter Pence, R OBP: 0.376, SLG: 0.568	2-3 K				1-3 K				3-1 E4 28 1B	4 0 0 0 0 2 2												
Luke Scott, L OBP: 0.312, SLG: 0.403		3-1 F8			2-1 G6-3				0-1 P5	4 0 0 0 0 0 2												
28 Adam Everett, R OBP: 0.271, SLG: 0.293						2-3 K			0-1 G6-3	4 0 2 1 0 1 0												
Brad Ausmus, R OBP: 0.325, SLG: 0.303 Mike Lamb, L OBP: 0.347, SLG: 0.376 Chad Qualls, R (8, 1) 54 Brad Lidge, R (9, 1)						0-3 K2-3			1-1 P6	2 0 0 0 0 1 1 1 0 0 0 0 0 2 0 0 0 0 0 0 0 0 0 0 0 0 0 0												
51 Wandy Rodriguez, S OBP: 0.211, SLG: 0.263 16 Jason Lane, R OBP: 0.177, SLG: 0.359 Dave Borkowski, R (6, 1) Orlando Palmeiro, L OBP: 0.304, SLG: 0.184 Humberto Quintero, R OBP: 0.263, SLG: 0.263						3-3 K			0-2 L6	1 0 0 0 0 0 1 1 0 0 0 0 1 0 0 0 0 0 0 0 0 1 0 0 0 0 0 2 0 0 0 0 0 0 0												
Inning Stats	R: 1 E: 0 K: 2 S: 13	H: 2 LOB: 1 BB: 0 P: 17	R: 0 E: 0 K: 0 S: 6	H: 1 LOB: 1 BB: 0 P: 10	R: 0 E: 0 K: 1 S: 7	H: 0 LOB: 0 BB: 0 P: 10	R: 0 E: 0 K: 1 S: 7	H: 0 LOB: 0 BB: 0 P: 10	R: 0 E: 0 K: 3 S: 9	H: 0 LOB: 0 BB: 0 P: 14	R: 0 E: 0 K: 0 S: 7	H: 0 LOB: 0 BB: 0 P: 11	R: 1 E: 1 K: 0 S: 14	H: 2 LOB: 2 BB: 0 P: 19	R: 1 E: 0 K: 0 S: 7	H: 1 LOB: 0 BB: 0 P: 8	R: 0 E: 0 K: 0 S: 5	H: 0 LOB: 0 BB: 0 P: 7	1B: 4 2B: 2 3B: 0 HR: 0	SF: 0 SAC: 0 DP: 0 HBP: 0	WP: 0 PB: 0 SB: 0 CS: 0	PA: 34
PITCHER	IP WLS BF H R ER SO BB IBB HBP BLK WP HR S P ERA WHIP											PITCHER	IP WLS BF H R ER SO BB IBB HBP BLK WP HR S P ERA WHIP									
39 Aaron Harang, R ERA: 4.22	9.0 W 34 6 3 2 7 0 0 0 0 0 0 0 75 106 2.00 0.667																					

AB	34
R	3
H	6
RBI	3
BB	0
SO	7
LOB	12



Batter	1	2	3	4	5	6	7	8	9	AB	R	H	RBI	BB	SO	LOB	TOP										
30 Norris Hopper, R OBP: 0.339, SLG: 0.414										5	0	2	0	0	2	2	Cincinnati Reds @ Houston Astros Minute Maid Park, Houston, TX Thu May 31 2007, 7:05 PM CDT Att: 30,336 - Roof Closed - 73 F										
Scott Hatteberg, L OBP: 0.390, SLG: 0.488										4	1	1	0	1	1	3											
Ken Griffey Jr., L OBP: 0.395, SLG: 0.524										5	0	2	0	0	1	5											
4 Brandon Phillips, R OBP: 0.332, SLG: 0.482										4	1	1	1	0	2	2											
Adam Dunn, L OBP: 0.399, SLG: 0.545										5	0	1	1	0	3	2											
2 Alex Gonzalez, R OBP: 0.321, SLG: 0.497										5	0	0	0	0	2	3											
28 Edwin Encarnación, R OBP: 0.327, SLG: 0.357									4	0	4	0	0	0	0												
26 David Ross, R OBP: 0.268, SLG: 0.360									2	0	0	0	2	2	2												
61 Bronson Arroyo, R Chad Mottershead, R 53 Brad Salmon, L 51 Jared Burton, R 29 Mike Stanton, L Dewayne Wise, L 38 Gary Majewski, R									2	0	0	0	0	0	2	5											
Inning Stats	R: 0 E: 0 K: 3 S: 16	H: 1 LOB: 1 BB: 0 P: 22	R: 0 E: 0 K: 2 S: 10	H: 1 LOB: 2 BB: 1 P: 19	R: 0 E: 0 K: 1 S: 9	H: 1 LOB: 0 BB: 0 P: 15	R: 0 E: 0 K: 2 S: 15	H: 2 LOB: 3 BB: 1 P: 27	R: 2 E: 0 K: 1 S: 25	H: 3 LOB: 1 BB: 0 P: 34	R: 0 E: 0 K: 2 S: 21	H: 0 LOB: 0 BB: 0 P: 33	R: 0 E: 1 K: 2 S: 12	H: 1 LOB: 2 BB: 0 P: 15	R: 0 E: 0 K: 1 S: 8	H: 1 LOB: 1 BB: 0 P: 11		1B: 8 2B: 3 3B: 0 HR: 0	SF: 0 SAC: 0 DP: 0 HBP: 1	WP: 0 PB: 0 SB: 0 CS: 1	PA: 42						
PITCHER	IP	WLS	BF	H	R	ER	SO	BB	IBB	HBP	BLK	WP	HR	S	P	ERA	WHIP										
Woody Williams, R ERA: 5.5	5.0	W	24	7	2	2	9	1	1	1	0	0	0	75	117	3.60	1.600										
21 Rick White, R ERA: 6.0	1.0		6	2	0	0	2	1	0	0	0	0	0	21	33	0.00	3.000										
54 Brad Lidge, R ERA: 2.81	1.0		3	0	0	0	2	0	0	0	0	0	0	7	10	0.00	0.000										
Dave Borkowski, R ERA: 3.52	1.0		5	1	0	0	2	0	0	0	0	0	0	12	15	0.00	1.000										
Brian Moehler, R ERA: 7.41	1.0		4	1	0	0	1	0	0	0	0	0	0	8	11	0.00	1.000										

AB	38
R	2
H	11
RBI	2
BB	3
SO	16
LOB	26



Batter	1	2	3	4	5	6	7	8	9	AB	R	H	RBI	BB	SO	LOB	BOTTOM										
Craig Biggio, R Humberto Quintero, R										5	2	3	1	0	1	0	Cincinnati Reds @ Houston Astros Minute Maid Park, Houston, TX Thu May 31 2007, 7:05 PM CDT Att: 30,336 - Roof Closed - 73 F										
Mark Loretta, R										5	3	4	0	0	0												
17 Lance Berkman, S Brian Moehler, R										4	1	1	3	1	0	4											
45 Carlos Lee, R Mike Lamb, L									4	3	2	2	0	0	2												
9 Hunter Pence, R									4	0	2	1	0	1	3												
Luke Scott, L									4	0	2	2	0	0	1												
28 Adam Everett, R									4	0	1	1	0	1	2												
Brad Ausmus, R 16 Jason Lane, R									4	1	1	0	0	1	2												
Woody Williams, R Orlando Palmeiro, L 21 Rick White, R 23 Jason Jennings, L 54 Brad Lidge, R Dave Borkowski, R Morgan Ensberg, R									1	0	0	0	0	0	0	1											
Inning Stats	R: 0 E: 0 K: 0 S: 6	H: 0 LOB: 0 BB: 0 P: 7	R: 0 E: 0 K: 1 S: 12	H: 1 LOB: 1 BB: 0 P: 17	R: 4 E: 0 K: 0 S: 17	H: 5 LOB: 1 BB: 0 P: 25	R: 0 E: 0 K: 1 S: 7	H: 0 LOB: 0 BB: 0 P: 10	R: 4 E: 0 K: 0 S: 18	H: 5 LOB: 1 BB: 0 P: 24	R: 0 E: 0 K: 2 S: 8	H: 0 LOB: 0 BB: 0 P: 12	R: 2 E: 0 K: 1 S: 13	H: 3 LOB: 2 BB: 1 P: 23	R: 0 E: 0 K: 0 S: 9	H: 2 LOB: 1 BB: 0 P: 12		1B: 9 2B: 4 3B: 2 HR: 1	SF: 0 SAC: 0 DP: 1 HBP: 0	WP: 1 PB: 0 SB: 0 CS: 0	PA: 39						
PITCHER	IP	WLS	BF	H	R	ER	SO	BB	IBB	HBP	BLK	WP	HR	S	P	ERA	WHIP										
61 Bronson Arroyo, R ERA: 4.73	5.0	L	25	11	8	8	2	0	0	0	0	0	0	8	12	0.00	0.000										
53 Brad Salmon, R ERA: 4.5	1.0		3	0	0	0	2	0	0	0	0	0	0	8	12	0.00	0.000										
51 Jared Burton, R ERA: 4.15	0.2		4	1	2	2	1	1	0	0	0	1	0	9	18	27.00	3.000										
29 Mike Stanton, L ERA: 5.3	0.1		3	2	0	0	0	0	0	0	0	0	0	4	5	0.00	6.000										
38 Gary Majewski, R ERA: 6.75	1.0		4	2	0	0	0	0	0	0	0	0	0	9	12	0.00	2.000										

AB	38
R	10
H	16
RBI	10
BB	1
SO	5
LOB	15



Batter	1	2	3	4	5	6	7	8	9	AB	R	H	RBI	BB	SO	LOB	TOP			
30 Norris Hopper, R OBP: 0.333, SLG: 0.393	F8		HBP	F9			G4-3			3	0	0	0	0	0	2				
Scott Hatteberg, L OBP: 0.387, SLG: 0.477	G3		BB	G6-3			P6			3	0	0	0	1	0	1				
Ken Griffey Jr., L OBP: 0.397, SLG: 0.540	HR		G4-3	F8			G6-4-3	1B		4	1	2	1	0	0	2				
4 Brandon Phillips, R 25 David Weathers, R	F9			L9			G6-4-3	G6-4-3		4	1	1	0	0	0	1				
Adam Dunn, L Dewayne Wise, L	K		K	K			F8	F8		4	0	0	0	0	2	1				
2 Alex Gonzalez, R	G5-3		HR	G6-3			G6-3	G6-3		4	1	1	2	0	0	0				
28 Edwin Encarnación, R	P3		G3	F9			F9	HBP		3	1	1	0	0	0	0				
Javier Valentin, S 26 David Ross, R	G3		G3	G3			G4-3	P6		3	0	1	0	0	0	1				
37 Bobby Livingston, L 53 Brad Salmon, L 40 Jon Coulangus, L 9 Juan Castro, R	K		K	K			B2-4	G2-3		3	0	1	1	0	1	1				
Inning Stats	R: 1 E: 0 K: 0 S: 5	H: 1 LOB: 0 BB: 0 P: 9	R: 0 E: 0 K: 1 S: 6	H: 0 LOB: 0 BB: 0 P: 9	R: 0 E: 0 K: 1 S: 9	H: 0 LOB: 2 BB: 1 P: 19	R: 3 E: 0 K: 1 S: 12	H: 4 LOB: 1 BB: 0 P: 19	R: 0 E: 0 K: 0 S: 7	H: 0 LOB: 0 BB: 0 P: 8	R: 0 E: 0 K: 0 S: 8	H: 1 LOB: 1 BB: 0 P: 8	R: 0 E: 0 K: 0 S: 6	H: 1 LOB: 0 BB: 0 P: 8	R: 0 E: 0 K: 0 S: 9	H: 0 LOB: 1 BB: 0 P: 15	1B: 3 2B: 2 3B: 0 HR: 2	SF: 0 SAC: 0 DP: 1 HBP: 2	WP: 0 PB: 0 SB: 2 CS: 0	PA: 36
PITCHER	IP WLS BF H R ER SO BB IBB HBP BLK WP HR S P ERA WHIP																			
35 Taylor Buchholz, R ERA: 5.55	6.2 L 28 6 4 4 3 1 0 1 0 0 2 52 82 5.40 1.050																			
Jeremy Affeldt, L ERA: 3.27	0.1 1 0 0 0 0 0 0 0 0 0 0 3 3 0.00 0.000																			
LaTroy Hawkins, R ERA: 5.91	1.0 3 1 0 0 0 0 0 0 0 0 0 6 8 0.00 1.000																			
40 Brian Fuentes, L ERA: 2.13	1.0 4 0 0 0 0 0 0 0 1 0 0 0 9 15 0.00 0.000																			

Cincinnati Reds @ Colorado Rockies
Coors Field, Denver, CO
Fri Jun 01 2007, 7:05 PM MDT
Att: 22,265 - Partly Cloudy - 66 F

AB	33
R	4
H	7
RBI	4
BB	1
SO	3
LOB	11



Batter	1	2	3	4	5	6	7	8	9	AB	R	H	RBI	BB	SO	LOB	BOTTOM					
3 Willy Taveras, R OBP: 0.385, SLG: 0.349	G6-3		FC5-4	G4-3			G4-3			5	1	3	1	0	0	0						
2 Troy Tulowitzki, R OBP: 0.350, SLG: 0.374	F9		FC5-4	G2-3			G2-3	L7		4	0	0	0	1	0	4						
5 Matt Holliday, R 19 Ryan Spilborghs, R	1B		F9	F9			P4	F8		2	0	1	0	0	0	2						
17 Todd Helton, L OBP: 0.456, SLG: 0.495	FC5-4		G1-3	G1-3			E6	F7		5	0	2	0	0	0	4						
10 Jeff Baker, R OBP: 0.291, SLG: 0.389	FC5-4		G1-3	G1-3			F8	G3-1		5	0	1	0	0	0	6						
11 Brad Hawpe, L OBP: 0.392, SLG: 0.506	F7		G1-3	G1-3			BB	K		3	0	0	0	1	1	1						
8 Yorvit Torrealba, R OBP: 0.283, SLG: 0.216	G5-3		L8	L8			F9	K		4	0	0	0	0	1	3						
Jamey Carroll, R LaTroy Hawkins, R	G6-3		G5-3	G5-3			G4-3	1B		3	0	0	0	0	0	1						
27 Garrett Atkins, R 40 Brian Fuentes, L	G6-3		G5-3	G5-3			G4-3	1B		0	0	0	0	0	0	0						
35 Taylor Buchholz, R Jeremy Affeldt, L Kazuo Matsui, S	F7		FC5-4	F7			G4-3	1B		2	0	1	0	0	0	0						
Inning Stats	R: 0 E: 0 K: 0 S: 10	H: 2 LOB: 2 BB: 0 P: 15	R: 0 E: 0 K: 0 S: 8	H: 0 LOB: 0 BB: 0 P: 14	R: 0 E: 0 K: 0 S: 10	H: 2 LOB: 2 BB: 0 P: 11	R: 0 E: 0 K: 0 S: 9	H: 1 LOB: 1 BB: 0 P: 14	R: 0 E: 0 K: 0 S: 15	H: 0 LOB: 0 BB: 0 P: 22	R: 0 E: 0 K: 0 S: 12	H: 1 LOB: 2 BB: 1 P: 22	R: 1 E: 1 K: 0 S: 13	H: 1 LOB: 3 BB: 2 P: 27	R: 1 E: 0 K: 2 S: 16	H: 2 LOB: 2 BB: 1 P: 26	R: 0 E: 0 K: 0 S: 7	H: 0 LOB: 0 BB: 0 P: 11	1B: 9 2B: 0 3B: 0 HR: 0	SF: 0 SAC: 0 DP: 0 HBP: 0	WP: 1 PB: 0 SB: 1 CS: 0	PA: 41
PITCHER	IP WLS BF H R ER SO BB IBB HBP BLK WP HR S P ERA WHIP																					
37 Bobby Livingston, L ERA: 3.0	3.0 W 28 7 1 0 0 1 0 0 0 0 0 70 108 0.00 1.200																					
53 Brad Salmon, R ERA: 4.5	0.0 2 0 0 0 0 2 0 0 0 0 0 0 2 10 = =																					
40 Jon Coulangus, L ERA: 5.12	1.0 H 6 1 1 1 2 1 0 0 0 0 0 17 25 9.00 2.000																					
25 David Weathers, R ERA: 3.91	1.1 S 5 1 0 0 0 0 0 0 0 0 0 0 11 19 0.00 0.750																					

Cincinnati Reds @ Colorado Rockies
Coors Field, Denver, CO
Fri Jun 01 2007, 7:05 PM MDT
Att: 22,265 - Partly Cloudy - 66 F

AB	37
R	2
H	9
RBI	1
BB	4
SO	2
LOB	21



Batter	1	2	3	4	5	6	7	8	9	AB	R	H	RBI	BB	SO	LOB	TOP			
30 Norris Hopper, R OBP: 0.328, SLG: 0.385										4	0	1	0	0	1	0	Cincinnati Reds @ Colorado Rockies Coors Field, Denver, CO Sat Jun 02 2007, 6:05 PM MDT Att: 30,076 - Partly Cloudy - 69 F			
4 Brandon Phillips, R OBP: 0.325, SLG: 0.469										4	0	0	0	0	1	2				
Ken Griffey Jr., L OBP: 0.390, SLG: 0.528										4	0	0	0	0	3	2				
Jeff Conine, R OBP: 0.331, SLG: 0.406										4	0	1	0	0	0	2				
Adam Dunn, L OBP: 0.351, SLG: 0.528										4	0	1	0	0	2	1				
2 Alex Gonzalez, R OBP: 0.318, SLG: 0.507										4	1	1	0	0	1	2				
28 Edwin Encarnación, R OBP: 0.335, SLG: 0.370										3	0	1	1	1	0	1				
26 David Ross, R OBP: 0.261, SLG: 0.349										3	0	0	0	0	0	3				
Kyle Lohse, R OBP: 0.300, SLG: 0.263										2	0	1	0	0	0	0				
9 Juan Castro, R OBP: 0.169, SLG: 0.179										1	0	0	0	0	0	1				
29 Mike Stanton, L OBP: 0.318, SLG: 0.507										0	0	0	0	0	0	0				
Inning Stats	R: 0 H: 0 E: 0 K: 2 S: 13	H: 0 LOB: 0 BB: 0 P: 18	R: 0 H: 0 E: 0 K: 1 S: 7	H: 0 LOB: 0 BB: 0 P: 10	R: 0 H: 0 E: 0 K: 1 S: 9	H: 0 LOB: 0 BB: 0 P: 12	R: 0 H: 0 E: 0 K: 1 S: 9	H: 1 LOB: 2 BB: 1 P: 11	R: 0 H: 2 E: 0 K: 1 S: 12	H: 2 LOB: 1 BB: 0 P: 15	R: 1 H: 2 E: 0 K: 0 S: 7	H: 2 LOB: 1 BB: 0 P: 11	R: 0 H: 0 E: 0 K: 1 S: 10	H: 0 LOB: 0 BB: 0 P: 12	R: 0 H: 1 E: 0 K: 1 S: 10	H: 1 LOB: 1 BB: 0 P: 13	1B: 4 2B: 2 3B: 0 HR: 0	SF: 0 SAC: 0 DP: 0 HBP: 0	WP: 0 PB: 0 SB: 1 CS: 0	PA: 34
PITCHER	IP WLS BF H R ER SO BB IBB HBP BLK WP HR S P ERA WHIP																			
26 Jeff Francis, L ERA: 3.7	7.0 W 27 5 1 1 6 1 0 0 0 0 0 0 66 96 1.29 0.857																			
60 Manny Corpas, R ERA: 2.67	1.0 H 3 0 0 0 1 0 0 0 0 0 0 0 10 12 0.00 0.000																			
40 Brian Fuentes, L ERA: 2.05	1.0 S 4 1 0 0 1 0 0 0 0 0 0 0 10 13 0.00 1.000																			

Batter	1	2	3	4	5	6	7	8	9	AB	R	H	RBI	BB	SO	LOB	BOTTOM			
3 Willy Taveras, R OBP: 0.382, SLG: 0.347										4	0	1	0	0	0	0	Cincinnati Reds @ Colorado Rockies Coors Field, Denver, CO Sat Jun 02 2007, 6:05 PM MDT Att: 30,076 - Partly Cloudy - 69 F			
Kazuo Matsui, S OBP: 0.338, SLG: 0.419										4	2	2	0	0	0	1				
5 Matt Holliday, R OBP: 0.378, SLG: 0.584										4	0	1	1	0	1	1				
17 Todd Helton, L OBP: 0.459, SLG: 0.511										2	1	1	2	1	0	1				
2 Troy Tulowitzki, R OBP: 0.347, SLG: 0.371										2	0	0	0	0	1	0				
Jamey Carroll, R OBP: 0.297, SLG: 0.190										1	0	0	0	0	0	1				
11 Brad Hawpe, L OBP: 0.401, SLG: 0.512										2	0	2	0	1	0	0				
10 Jeff Baker, R OBP: 0.280, SLG: 0.373										3	0	0	0	0	0	3				
20 Chris Iannetta, R OBP: 0.321, SLG: 0.314										3	0	0	0	0	1	0				
26 Jeff Francis, L OBP: 0.174, SLG: 0.182										2	0	0	0	0	1	0				
60 Manny Corpas, R ERA: 2.67										0	0	0	0	0	0	0				
19 Ryan Spilborghs, R OBP: 0.357, SLG: 0.480										1	1	1	0	0	0	0				
40 Brian Fuentes, L ERA: 2.05										0	0	0	0	0	0	0				
Inning Stats	R: 2 H: 2 E: 0 K: 2 S: 13	H: 1 LOB: 0 BB: 0 P: 17	R: 1 H: 2 E: 0 K: 1 S: 14	H: 2 LOB: 1 BB: 0 P: 19	R: 0 H: 0 E: 0 K: 0 S: 9	H: 0 LOB: 0 BB: 1 P: 14	R: 0 H: 0 E: 0 K: 0 S: 5	H: 0 LOB: 1 BB: 1 P: 18	R: 0 H: 1 E: 0 K: 1 S: 6	H: 1 LOB: 0 BB: 0 P: 10	R: 1 H: 2 E: 1 K: 0 S: 6	H: 2 LOB: 0 BB: 0 P: 8	R: 0 H: 0 E: 0 K: 1 S: 10	H: 0 LOB: 0 BB: 0 P: 12	R: 0 H: 1 E: 0 K: 1 S: 10	H: 1 LOB: 0 BB: 0 P: 13	1B: 6 2B: 2 3B: 0 HR: 1	SF: 0 SAC: 0 DP: 4 HBP: 0	WP: 0 PB: 0 SB: 1 CS: 0	PA: 30
PITCHER	IP WLS BF H R ER SO BB IBB HBP BLK WP HR S P ERA WHIP																			
Kyle Lohse, R ERA: 4.58	6.0 L 23 5 3 3 3 2 0 0 0 0 0 0 60 95 4.50 1.167																			
29 Mike Stanton, L ERA: 5.23	2.0 7 3 1 1 1 0 0 0 0 0 0 0 12 18 4.50 1.500																			

AB 33
R 1
H 6
RBI 1
BB 1
SO 8
LOB 14

AB 28
R 4
H 8
RBI 3
BB 2
SO 4
LOB 7

Batter	1	2	3	4	5	6	7	8	9	AB	R	H	RBI	BB	SO	LOB	TOP					
Scott Hatteberg, L (1, 3) OBP: 0.363, SLG: 0.456	F8		P5		L6		G3		P4	5	0	0	0	0	0	1						
9 Juan Castro, R (1, 6) OBP: 0.197, SLG: 0.239	G6-3		F8		F9		F9		BB	4	0	0	0	1	0	0						
Ken Griffey Jr., L (1, 9) OBP: 0.384, SLG: 0.526	G5-3			HR		G6-3		F7	F8	5	1	2	1	0	0	2						
4 Brandon Phillips, R (1, 4) OBP: 0.333, SLG: 0.488		F7		G4-3		G6-3				4	2	2	0	0	0	1						
Adam Dunn, L (1, 7) OBP: 0.351, SLG: 0.533																						
30 Norris Hopper, R (8, 7) OBP: 0.351, SLG: 0.397	K		G4-3							4	1	1	1	0	2	2						
28 Edwin Encarnación, R (1, 5) OBP: 0.366, SLG: 0.423										4	1	4	3	0	0	0						
33 Josh Hamilton, L (1, 8) OBP: 0.354, SLG: 0.516										3	0	1	0	1	1	1						
26 David Ross, R (1, 2) OBP: 0.257, SLG: 0.341										4	0	1	0	0	1	4						
Kyle Lohse, R (1, 1) OBP: 0.261, SLG: 0.227										3	0	0	0	0	1	0						
25 David Weathers, R (9, 1)										0	0	0	0	0	0	0						
Inning Stats	R: 0 E: 0 K: 0 S: 6	H: 0 LOB: 0 BB: 0 P: 9	R: 0 E: 0 K: 2 S: 14	H: 2 LOB: 2 BB: 0 P: 21	R: 0 E: 0 K: 0 S: 6	H: 0 LOB: 0 BB: 0 P: 8	R: 3 E: 0 K: 0 S: 13	H: 3 LOB: 0 BB: 0 P: 19	R: 0 E: 0 K: 1 S: 10	H: 0 LOB: 0 BB: 0 P: 13	R: 1 E: 0 K: 0 S: 9	H: 3 LOB: 2 BB: 1 P: 19	R: 0 E: 0 K: 0 S: 6	H: 0 LOB: 0 BB: 0 P: 7	R: 1 E: 0 K: 2 S: 17	H: 2 LOB: 1 BB: 0 P: 24	R: 0 E: 0 K: 0 S: 11	H: 1 LOB: 2 BB: 1 P: 18	1B: 6 2B: 2 3B: 0 HR: 3	SF: 0 SAC: 1 DP: 1 HBP: 0	WP: 0 PB: 0 SB: 1 CS: 0	PA: 39
PITCHER	IP WLS BF H R ER SO BB IBB HBP BLK WP HR S P ERA WHIP																					
50 Adam Wainwright, R (1, 1) ERA: 5.19	6.0 L 26 8 4 4 3 0 0 1 0 0 0 3 58 89 6.00 1.333																					
56 Kelvin Jimenez, R (7, 1) ERA: 7.5	2.0 8 2 1 1 2 0 0 0 0 0 0 0 23 31 4.50 1.000																					
33 Andy Cavazos, R (9, 1) ERA:	1.0 5 1 0 0 0 1 0 0 0 0 0 0 11 18 0.00 2.000																					

Cincinnati Reds @ St. Louis Cardinals
 Busch Stadium, St. Louis, MO
 Thu Jun 07 2007, 7:10 PM CDT
 Att. 43,597 - Clear - 86 F

AB	36
R	5
H	11
RBI	5
BB	2
SO	5
LOB	11

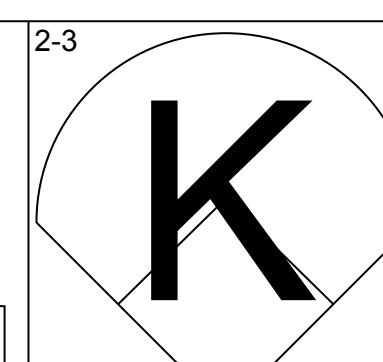
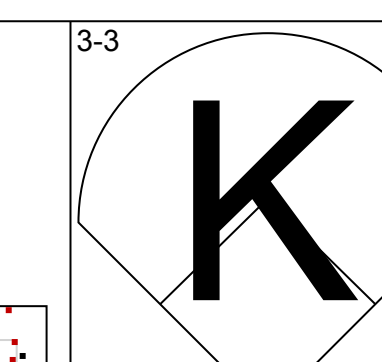
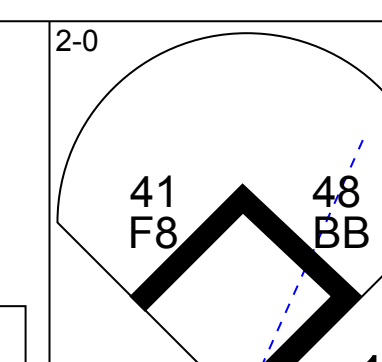
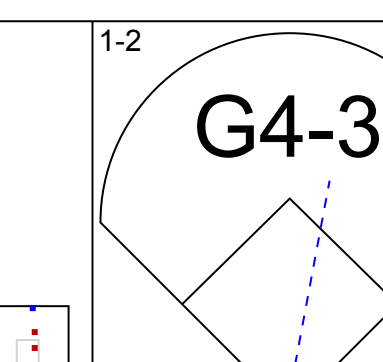
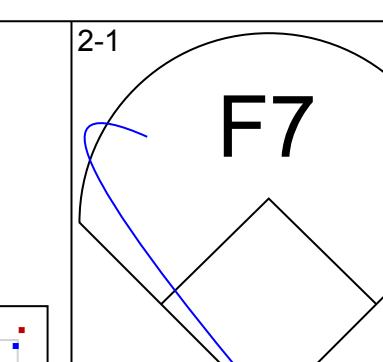

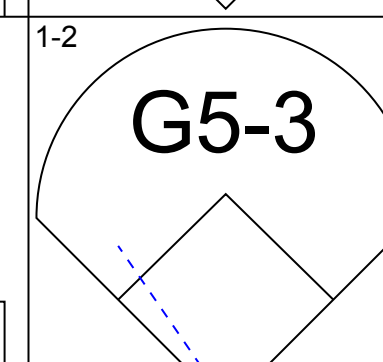
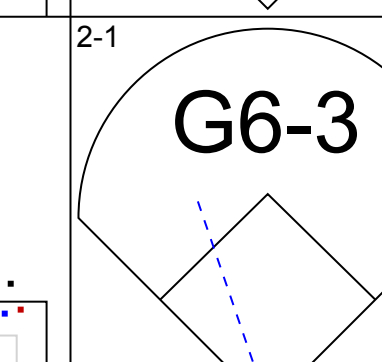
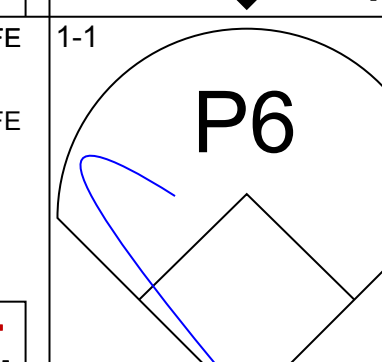
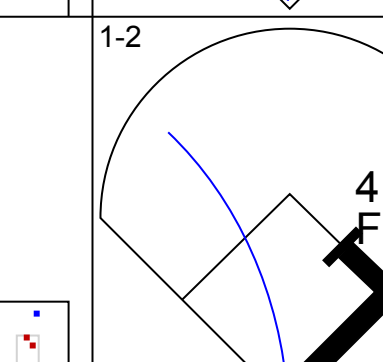
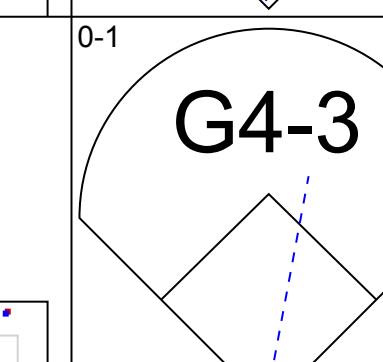
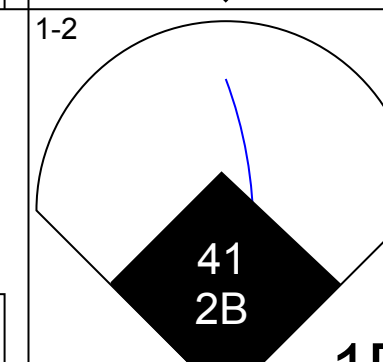
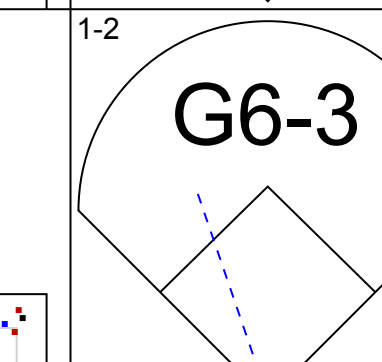
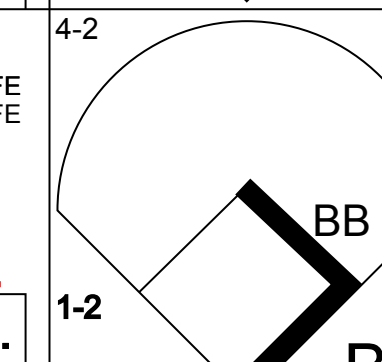
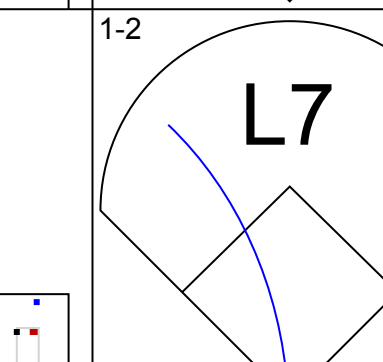
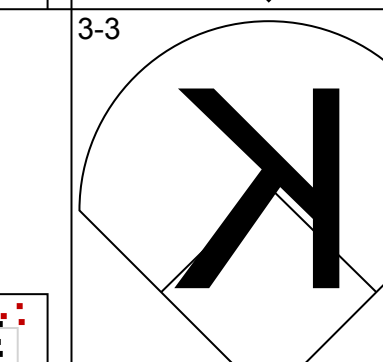
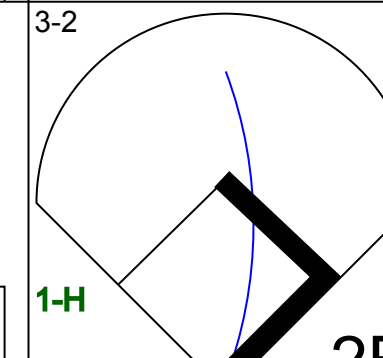
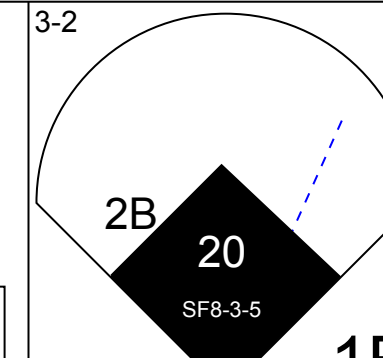
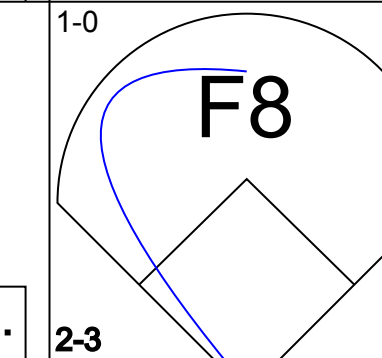
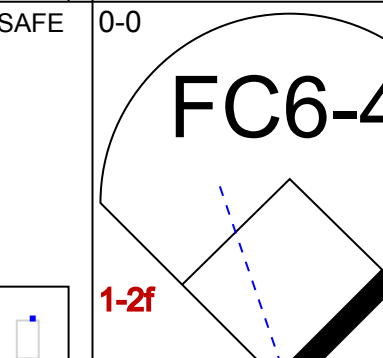
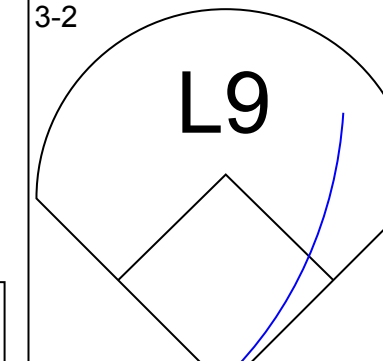
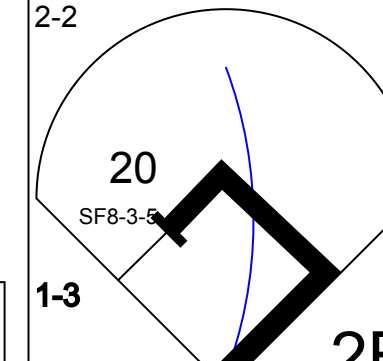
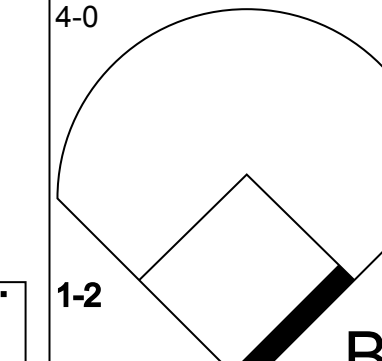
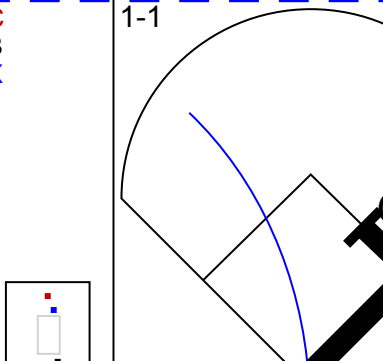
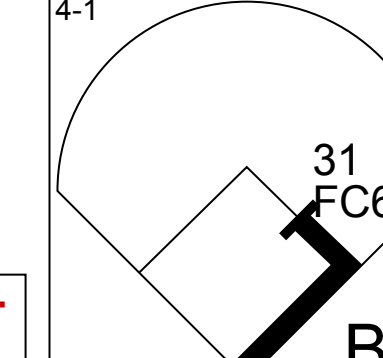
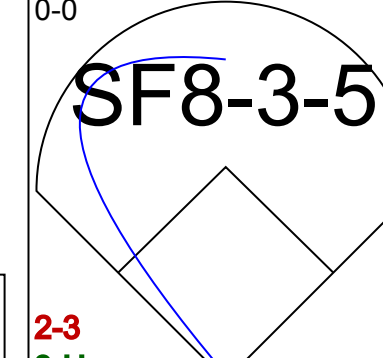
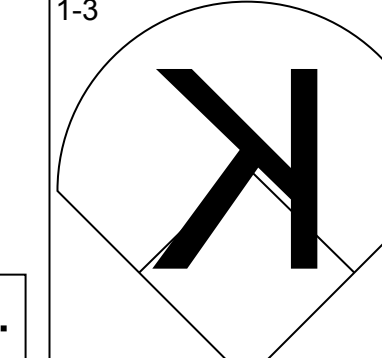
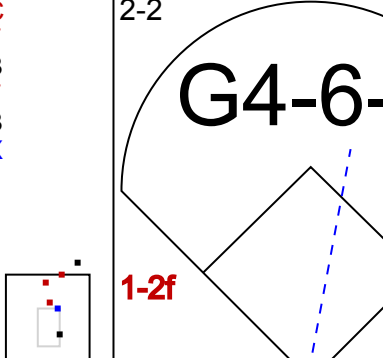

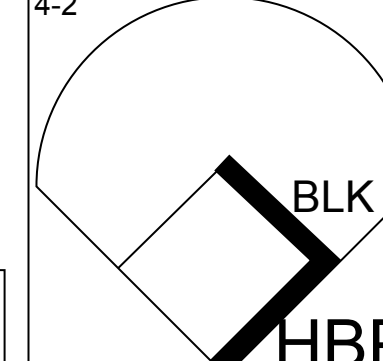
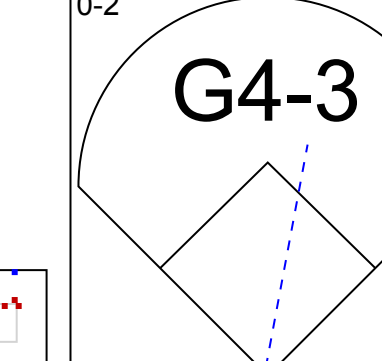
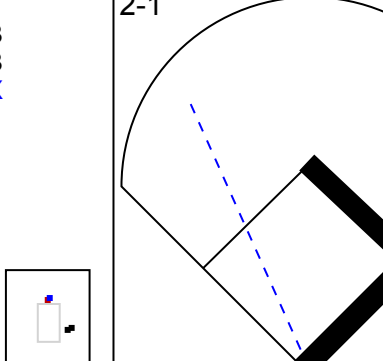

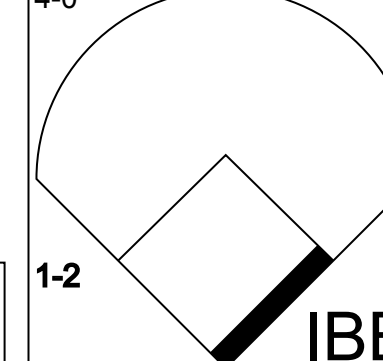
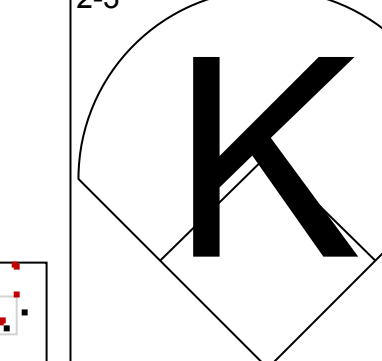
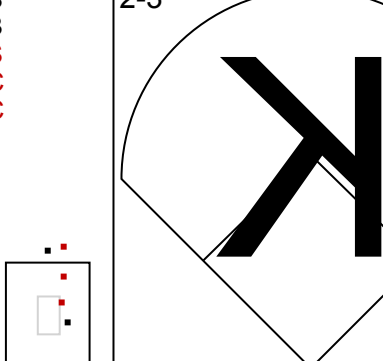

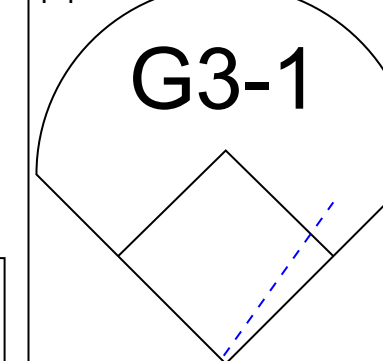
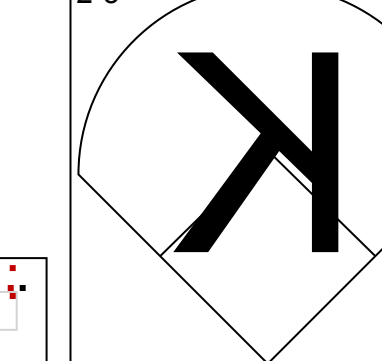
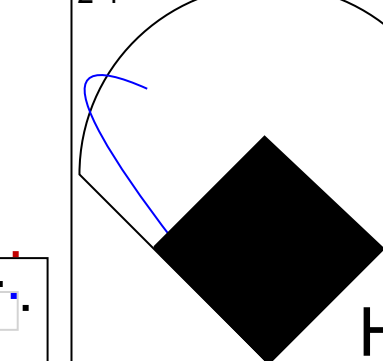


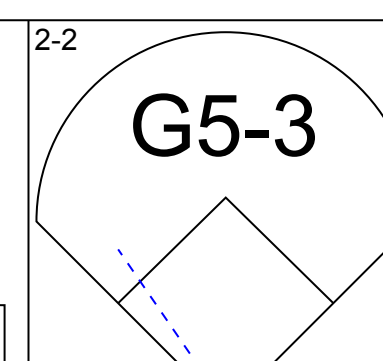
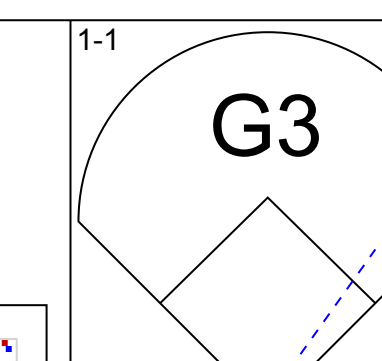
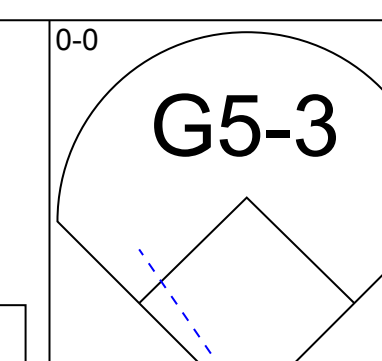
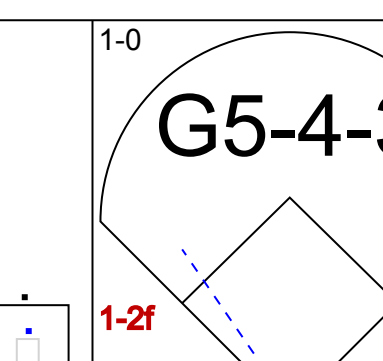

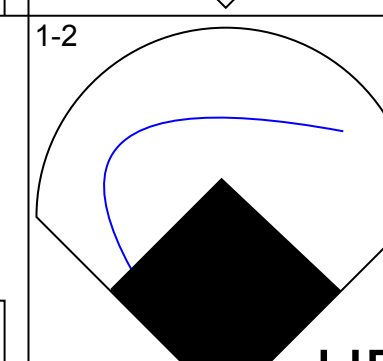
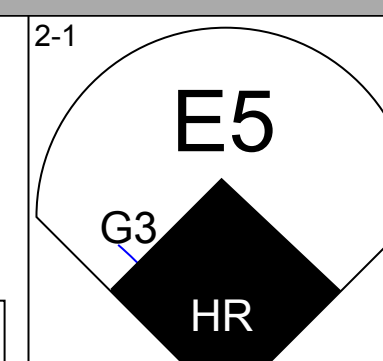
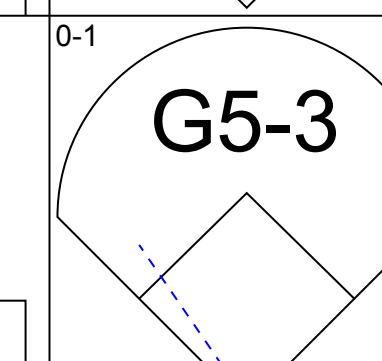
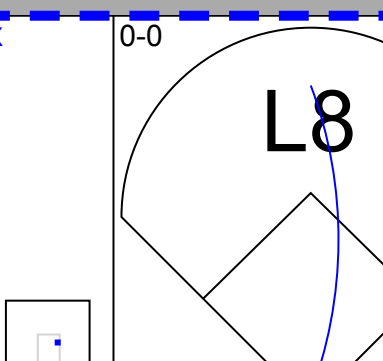
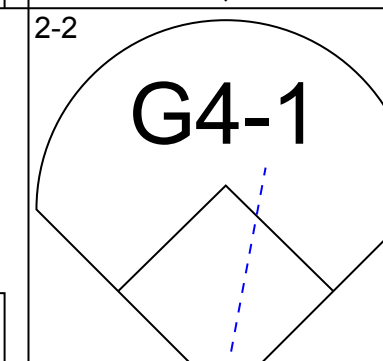
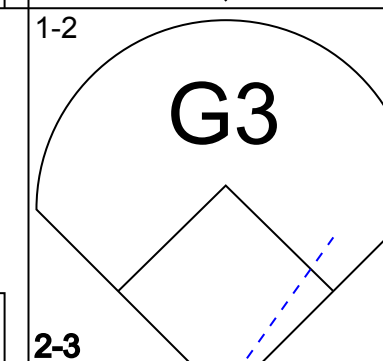
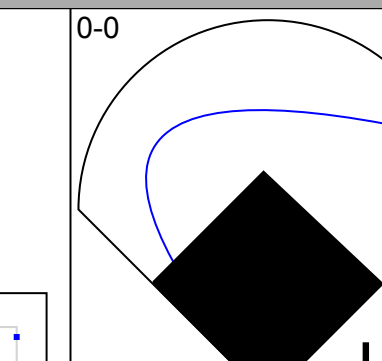
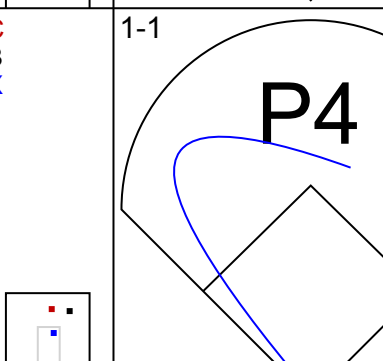
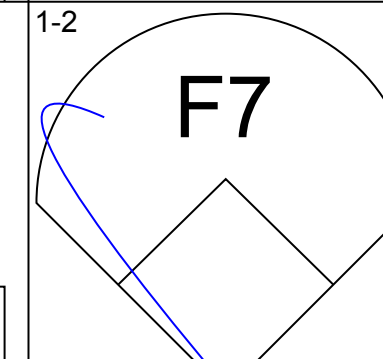
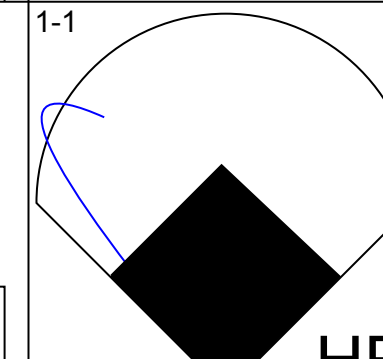
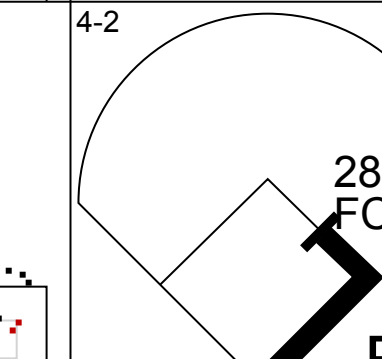
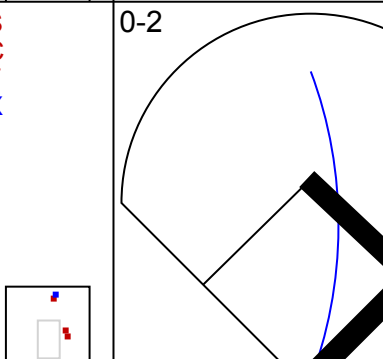
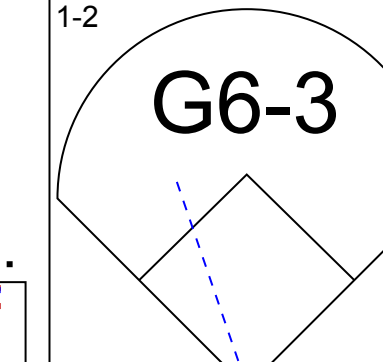
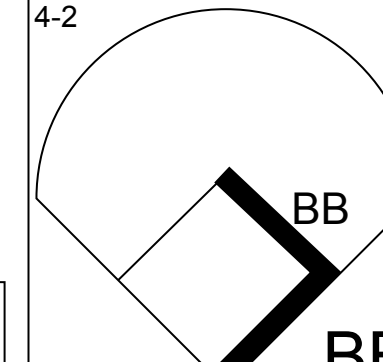
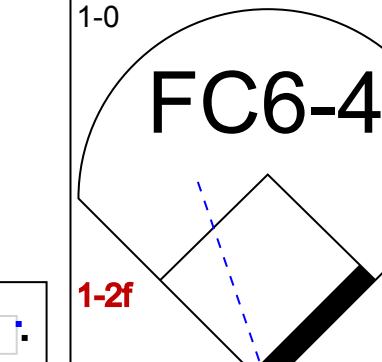
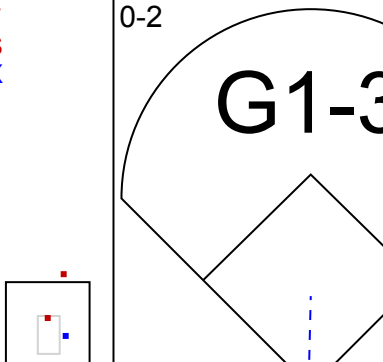
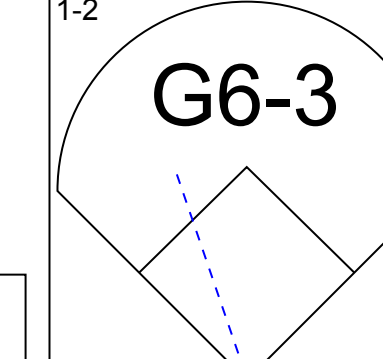
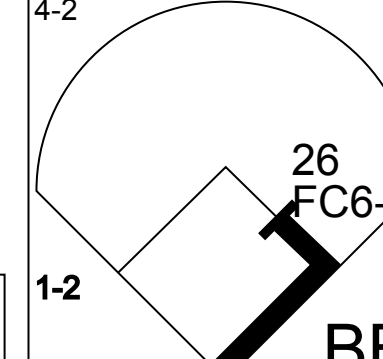
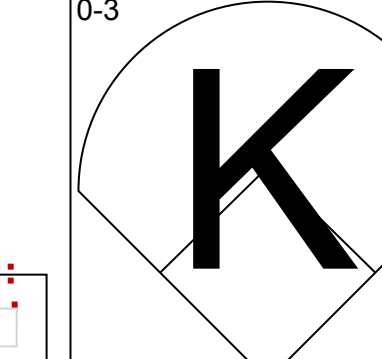

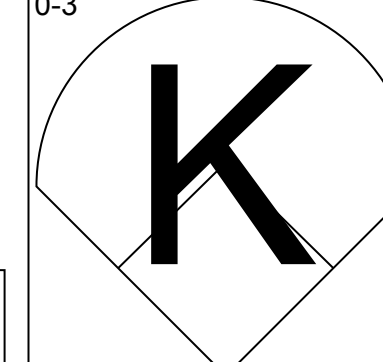
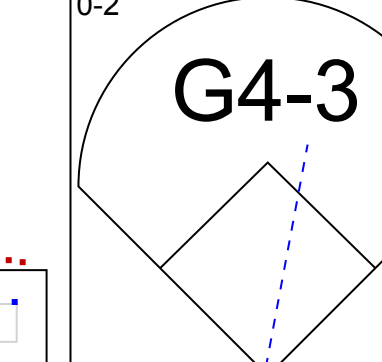
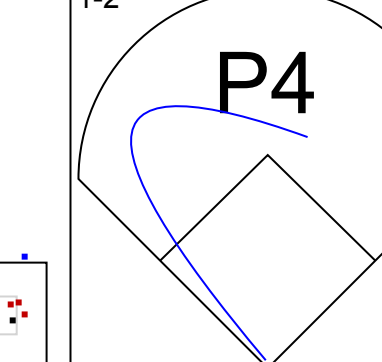
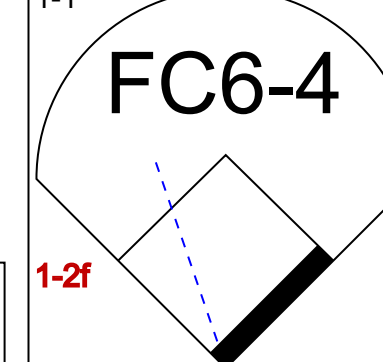
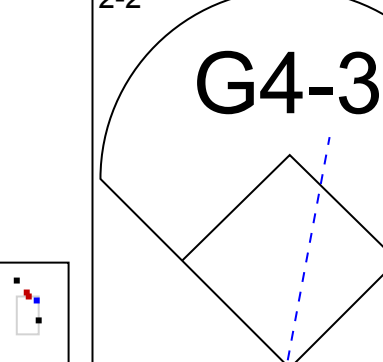
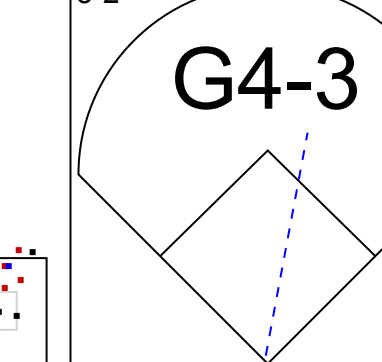
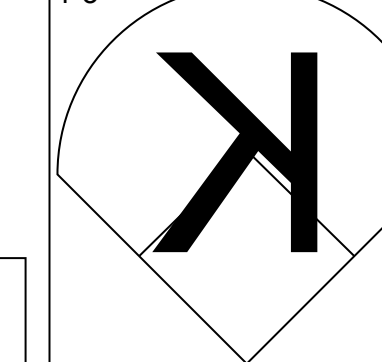
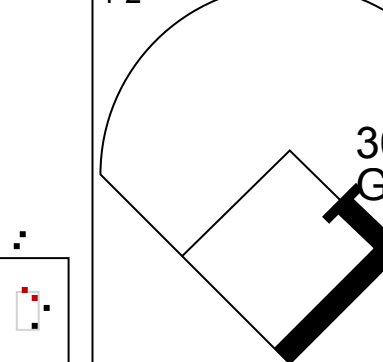
Batter	1	2	3	4	5	6	7	8	9	AB	R	H	RBI	BB	SO	LOB	BOTTOM			
22 David Eckstein, R (1, 6) OBP: 0.346, SLG: 0.370	F7		G6-3			F8-3		G4-3		3	0	0	0	0	0	2				
56 Kelvin Jimenez, R (7, 1) OBP: 0.325, SLG: 0.362										0	0	0	0	0	0	0				
26 Scott Spiezo, S (8, PH) OBP: 0.325, SLG: 0.362										1	0	0	0	0	0	2				
33 Andy Cavazos, R (9, 1) ERA:										0	0	0	0	0	0	0				
16 Chris Duncan, L (1, 7) OBP: 0.335, SLG: 0.485	F8					F7			K	4	0	0	0	0	1	0				
5 Albert Pujols, R (1, 3) OBP: 0.380, SLG: 0.521	G4-3									4	1	2	0	0	0	0				
15 Jim Edmonds, L (1, 8) OBP: 0.309, SLG: 0.388		G4-3								4	0	1	1	0	0	1				
27 Scott Rolen, R (1, 5) OBP: 0.349, SLG: 0.395										4	0	1	0	0	0	1				
43 Juan Encarnacion, R (1, 9) OBP: 0.284, SLG: 0.440										3	0	1	0	1	0	2				
7 Adam Kennedy, L (1, 4) OBP: 0.290, SLG: 0.284										4	0	1	0	0	0	4				
Gary Bennett, R (1, 2) OBP: 0.271, SLG: 0.364										3	0	1	0	0	1	2				
50 Adam Wainwright, R (1, 1) ERA: 4.22										0	0	0	0	0	0	0				
Aaron Miles, S (6, PH) OBP: 0.282, SLG: 0.299										2	0	1	0	0	0	2				
Inning Stats	R: 0 E: 0 K: 0 S: 7	H: 0 LOB: 0 BB: 0 P: 9	R: 0 E: 0 K: 0 S: 8	H: 0 LOB: 0 BB: 0 P: 13	R: 0 E: 0 K: 1 S: 11	H: 1 LOB: 1 BB: 0 P: 17	R: 0 E: 0 K: 0 S: 9	H: 0 LOB: 0 BB: 0 P: 14	R: 0 E: 0 K: 0 S: 4	H: 1 LOB: 0 BB: 0 P: 6	R: 0 E: 0 K: 0 S: 8	H: 1 LOB: 0 BB: 0 P: 10	R: 0 E: 0 K: 0 S: 8	H: 1 LOB: 2 BB: 1 P: 12	R: 1 E: 0 K: 1 S: 17	H: 3 LOB: 2 BB: 0 P: 25	1B: 5 2B: 4 3B: 0 HR: 0	SF: 0 SAC: 1 DP: 2 HBP: 0	WP: 0 PB: 0 SB: 0 CS: 0	PA: 34
PITCHER	IP WLS BF H R ER SO BB IBB HBP BLK WP HR S P ERA WHIP																			
Kyle Lohse, R (1, 1) ERA: 4.22	8.1 W 31 7 1 1 2 1 0 0 0 0 0 0 8 73 1.08 0.960																			
25 David Weathers, R (9, 1) ERA: 3.86	0.2 3 1 0 0 0 0 0 0 0 0 0 0 8 11 0.00 1.500																			

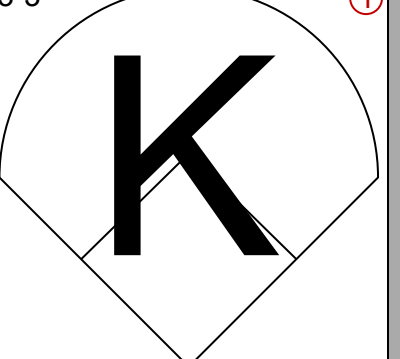
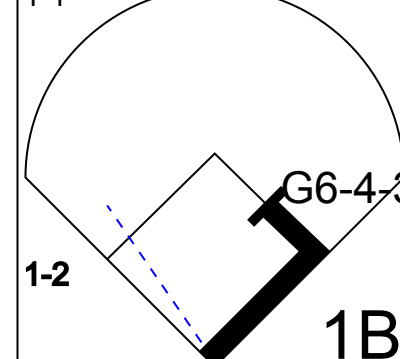
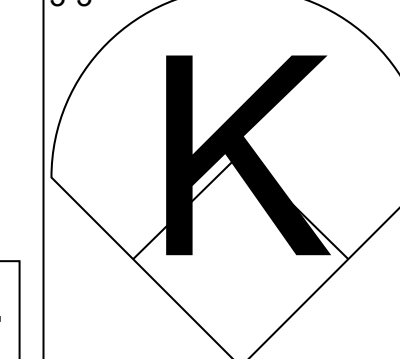
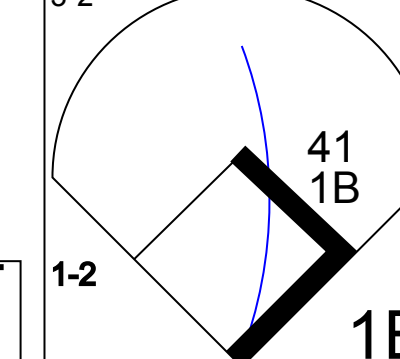
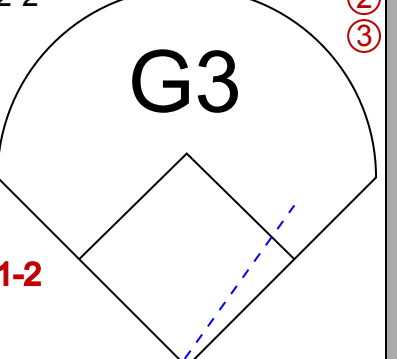
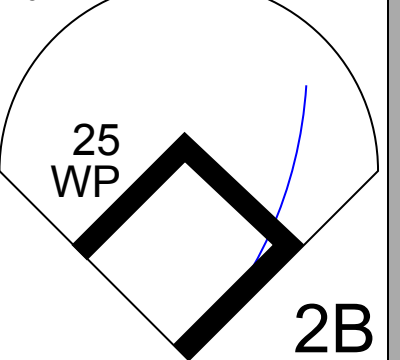
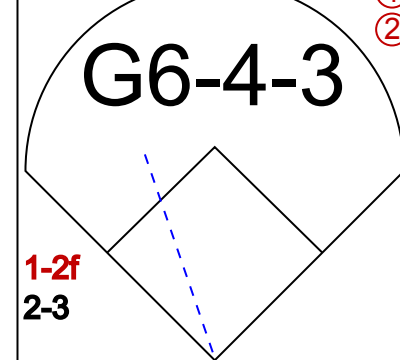
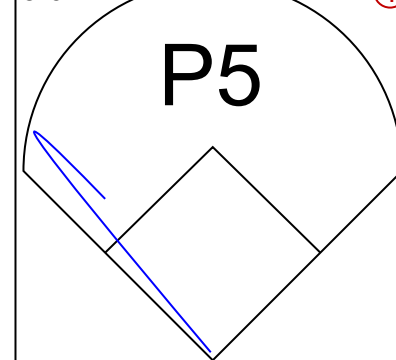
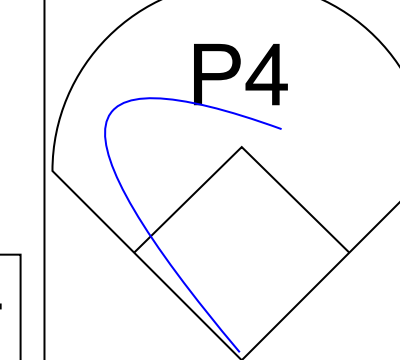
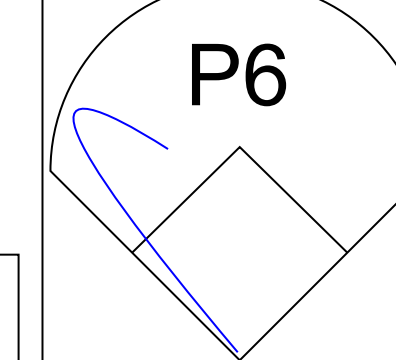
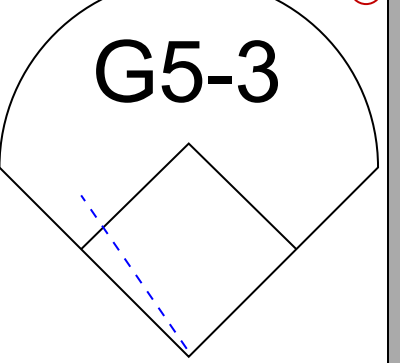

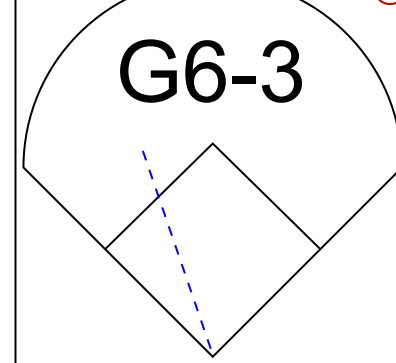
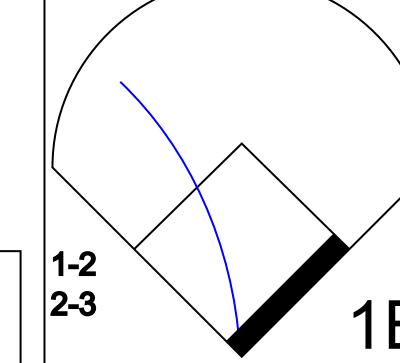
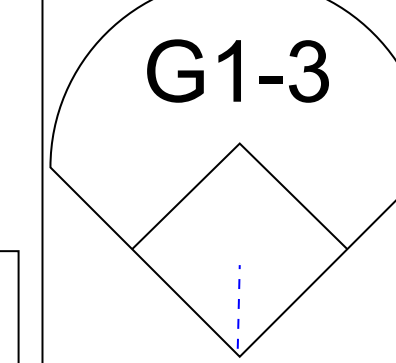
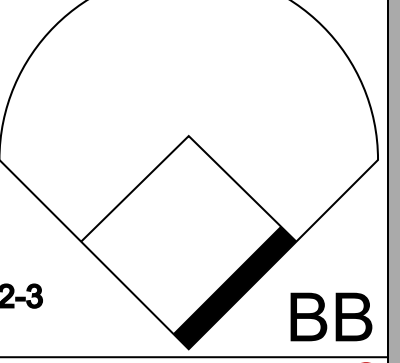
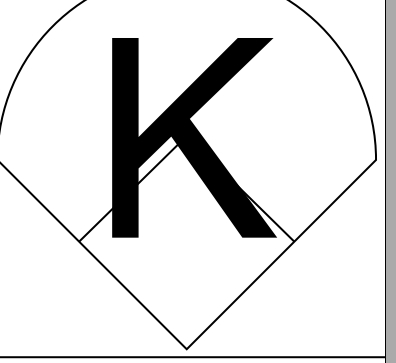
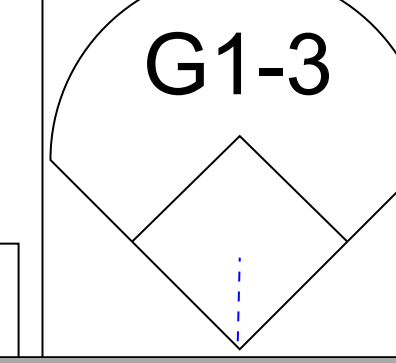
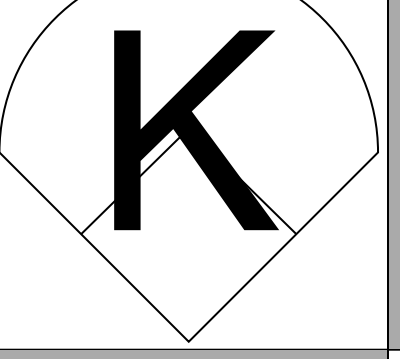
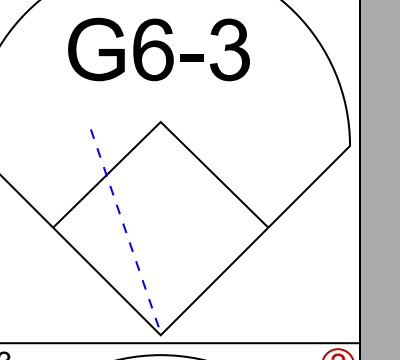
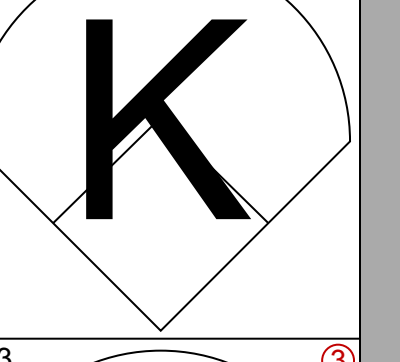
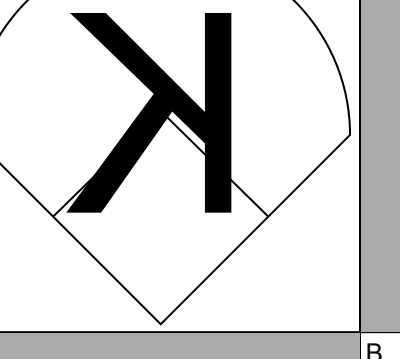
Cincinnati Reds @ St. Louis Cardinals
 Busch Stadium, St. Louis, MO
 Thu Jun 07 2007, 7:10 PM CDT
 Att. 43,597 - Clear - 86 F

AB	32
R	1
H	8
RBI	1
BB	1
SO	2
LOB	16



Batter	1	2	3	4	5	6	7	8	9	AB	R	H	RBI	BB	SO	LOB	TOP			
24 Grady Sizemore, L OBP: 0.394, SLG: 0.466										5	0	1	0	0	2	0	<p>Cleveland Indians @ Cincinnati Reds Great American Ball Park, Cincinnati, OH Fri Jun 08 2007, 7:10 PM EDT Att: 38,696 - Partly Cloudy - 82 F</p> <p>livebaseballscorecards.com</p> <p>AB 33 R 3 H 9 RBI 3 BB 4 SO 7 LOB 16</p> 			
Casey Blake, R OBP: 0.366, SLG: 0.495										5	0	1	0	0	0	1				
48 Travis Hafner, L OBP: 0.426, SLG: 0.471										4	1	1	0	1	1	1				
41 Victor Martinez, S OBP: 0.379, SLG: 0.552										4	1	2	1	0	0	3				
Trot Nixon, L OBP: 0.349, SLG: 0.372 Jason Michaels, R OBP: 0.345, SLG: 0.471										2	0	1	0	1	0	1				
20 David Dellucci, L OBP: 0.305, SLG: 0.387 Franklin Gutierrez, R OBP: 0.283, SLG: 0.556										1	0	0	1	1	1	3				
29 Josh Barfield, R OBP: 0.280, SLG: 0.348										3	0	1	0	0	0	1				
Mike Rouse, L OBP: 0.208, SLG: 0.140 2 Jhonny Peralta, R OBP: 0.364, SLG: 0.590										2	0	0	0	1	1	1				
31 Cliff Lee, L Roberto Hernandez, R 47 Joe Borowski, R 25 Ryan Garko, R										3	0	0	0	0	1	3				
Inning Stats	R: 1 E: 0 K: 1 S: 19	H: 2 LOB: 1 BB: 0 P: 29	R: 0 E: 0 K: 0 S: 10	H: 0 LOB: 1 BB: 1 P: 18	R: 0 E: 0 K: 1 S: 8	H: 0 LOB: 0 BB: 0 P: 14	R: 1 E: 0 K: 0 S: 16	H: 2 LOB: 2 BB: 1 P: 30	R: 0 E: 0 K: 1 S: 10	H: 1 LOB: 3 BB: 2 P: 23	R: 0 E: 0 K: 0 S: 10	H: 1 LOB: 1 BB: 0 P: 13	R: 0 E: 0 K: 1 S: 11	H: 2 LOB: 1 BB: 0 P: 18	R: 1 E: 0 K: 1 S: 9	H: 1 LOB: 0 BB: 0 P: 16		1B: 5 2B: 4 3B: 0 HR: 1	SF: 1 SAC: 0 DP: 2 HBP: 1	WP: 0 PB: 0 SB: 0 CS: 0
PITCHER	IP WLS BF H R ER SO BB IBB HBP BLK WP HR S P ERA WHIP																			
34 Homer Bailey, R ERA: 3.6	5.0 W 24 5 2 2 3 3 1 1 1 0 0 63 114 3.60 1.600																			
29 Mike Stanton, L ERA: 4.53	2.0 H 7 1 0 0 2 0 0 0 0 0 0 22 29 0.00 0.500																			
40 Jon Coutlangus, L ERA: 5.03	0.0 1 1 0 0 0 0 0 0 0 0 0 2 3 ∞ ∞																			
38 Gary Majewski, R ERA: 9.64	0.2 H 2 1 0 0 0 0 0 0 0 0 0 6 10 0.00 1.500																			
25 David Weathers, R ERA: 3.99	1.1 S 5 1 1 1 2 0 0 0 0 0 0 1 12 21 6.75 0.750																			

Batter	1	2	3	4	5	6	7	8	9	AB	R	H	RBI	BB	SO	LOB	BOTTOM			
30 Norris Hopper, R OBP: 0.333, SLG: 0.377										4	0	0	0	0	0	1	<p>Cleveland Indians @ Cincinnati Reds Great American Ball Park, Cincinnati, OH Fri Jun 08 2007, 7:10 PM EDT Att: 38,696 - Partly Cloudy - 82 F</p> <p>livebaseballscorecards.com</p> <p>AB 28 R 4 H 4 RBI 4 BB 4 SO 3 LOB 10</p> 			
4 Brandon Phillips, R OBP: 0.332, SLG: 0.496										4	2	1	1	0	0	0				
Ken Griffey Jr., L OBP: 0.382, SLG: 0.536										4	1	1	1	0	0	1				
Jeff Conine, R OBP: 0.349, SLG: 0.451										3	1	2	2	1	0	0				
28 Edwin Encarnación, R OBP: 0.364, SLG: 0.416										3	0	0	0	1	0	2				
Adam Dunn, L OBP: 0.351, SLG: 0.528 33 Josh Hamilton, L OBP: 0.354, SLG: 0.516										2	0	0	0	1	1	1				
2 Alex Gonzalez, R OBP: 0.316, SLG: 0.502										3	0	0	0	0	1	3				
26 David Ross, R OBP: 0.252, SLG: 0.333										3	0	0	0	0	0	2				
34 Homer Bailey, R Chad Moeller, R 29 Mike Stanton, L Scott Hatteberg, L 40 Jon Coutlangus, L 38 Gary Majewski, R 25 David Weathers, R										1	0	0	0	0	0	0				
Inning Stats	R: 1 E: 0 K: 0 S: 13	H: 1 LOB: 0 BB: 0 P: 19	R: 0 E: 0 K: 0 S: 8	H: 0 LOB: 0 BB: 0 P: 11	R: 0 E: 0 K: 0 S: 11	H: 0 LOB: 0 BB: 0 P: 16	R: 2 E: 1 K: 1 S: 22	H: 1 LOB: 2 BB: 2 P: 35	R: 0 E: 0 K: 1 S: 6	H: 0 LOB: 0 BB: 0 P: 7	R: 1 E: 0 K: 0 S: 10	H: 1 LOB: 1 BB: 1 P: 15	R: 0 E: 0 K: 0 S: 6	H: 0 LOB: 0 BB: 1 P: 13	R: 0 E: 0 K: 0 S: 10	H: 1 LOB: 1 BB: 0 P: 11		1B: 0 2B: 1 3B: 0 HR: 3	SF: 0 SAC: 0 DP: 1 HBP: 0	WP: 0 PB: 0 SB: 0 CS: 0
PITCHER	IP WLS BF H R ER SO BB IBB HBP BLK WP HR S P ERA WHIP																			
31 Cliff Lee, L ERA: 6.11	6.0 L 25 3 4 3 3 3 0 0 0 0 0 3 70 103 4.50 1.000																			
Roberto Hernandez, R ERA: 5.87	1.0 3 0 0 0 0 1 0 0 0 0 0 6 13 0.00 1.000																			
47 Joe Borowski, R ERA: 6.96	1.0 4 1 0 0 0 0 0 0 0 0 0 0 10 11 0.00 1.000																			

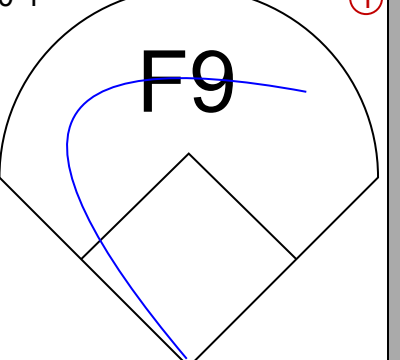
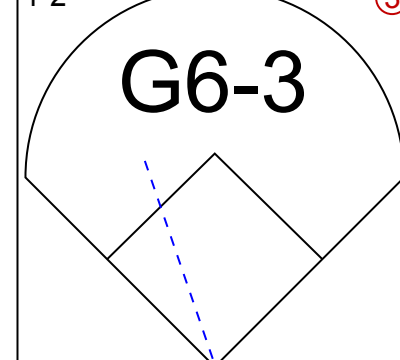
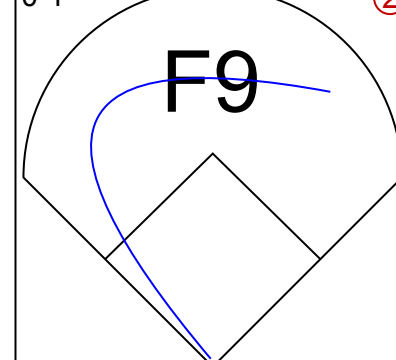

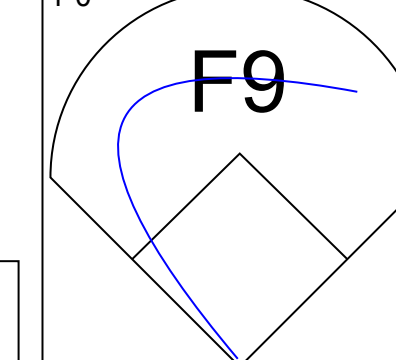
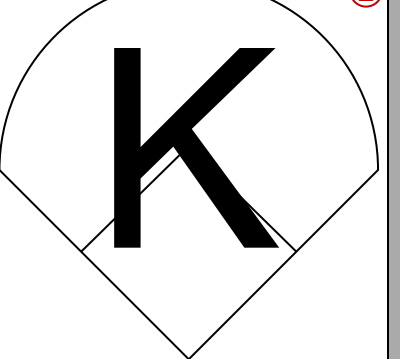
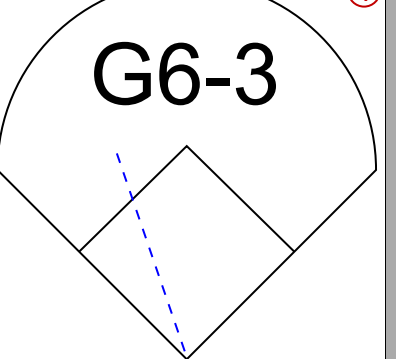
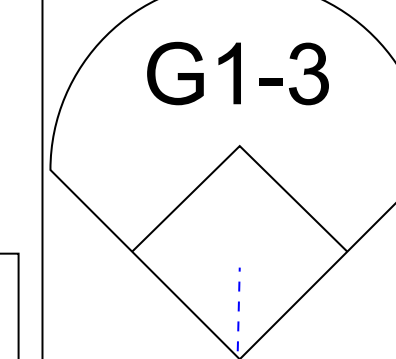
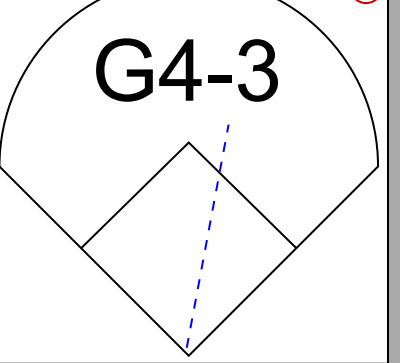
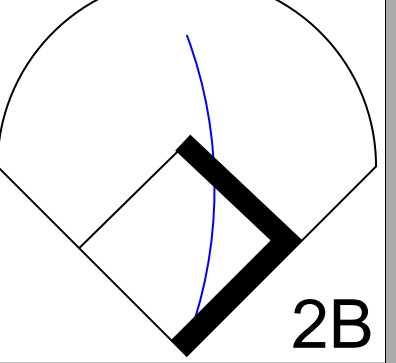
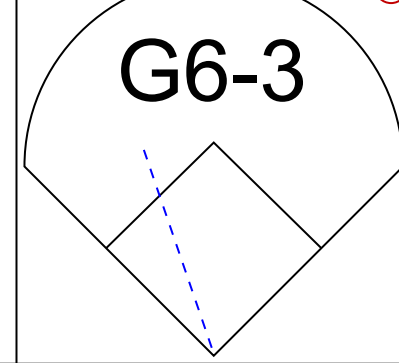
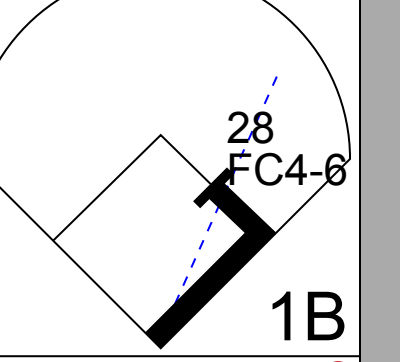
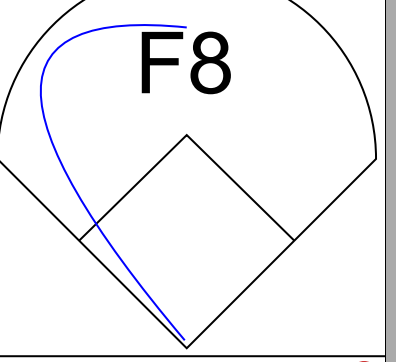
Batter	1	2	3	4	5	6	7	8	9	10	11	12	AB	R	H	RBI	BB	SO	LOB	TOP						
24 Grady Sizemore, L (1.8) OBP: 0.400, SLG: 0.453														5	0	2	0	0	2	1						
Casey Blake, R (1.5) OBP: 0.368, SLG: 0.489														5	0	1	0	0	0	4						
41 Victor Martinez, S (1.2) OBP: 0.378, SLG: 0.543														5	0	1	0	0	1	2						
25 Ryan Garko, R (1.3) OBP: 0.393, SLG: 0.503														4	0	0	0	1	2	3						
40 Tom Mastny, R (1.1) OBP: 0.345, SLG: 0.392														0	0	0	0	0	0	0						
46 Aaron Fultz, L (1.1) OBP: 0.345, SLG: 0.392														0	0	0	0	0	0	0						
59 Matt Miller, R (1.2) OBP: 0.378, SLG: 0.543														0	0	0	0	0	0	0						
Trot Nixon, L (1.9) OBP: 0.345, SLG: 0.392														3	0	0	0	2	1	2						
Jason Michaels, R (1.2) OBP: 0.339, SLG: 0.452														0	0	0	0	0	0	0						
2 Johnny Peralta, R (1.6) OBP: 0.359, SLG: 0.502														4	0	0	0	0	1	1						
20 David Dellucci, L (1.7) OBP: 0.291, SLG: 0.392														3	0	0	0	0	3	1						
Franklin Gutierrez, R (8.7) OBP: 0.217, SLG: 0.455														2	0	0	0	0	0	2						
29 Josh Barfield, R (1.4) OBP: 0.282, SLG: 0.347														4	0	1	0	0	1	0						
CC Sabathia, L (1.1) OBP: 0.197, SLG: 0.167														3	0	2	0	0	0	0						
48 Travis Hafner, L (10. PH) OBP: 0.144, SLG: 0.155														1	0	0	0	0	0	1						
63 Rafael Betancourt, R (10.1) OBP: 0.144, SLG: 0.155														0	0	0	0	0	0	0						
Mike Rouse, L (11.5) OBP: 0.208, SLG: 0.140														0	0	0	0	0	0	0						
Inning Stats	R: 0 E: 0 K: 2 S: 13	H: 1 LOB: 2 BB: 1 P: 23	R: 0 E: 0 K: 2 S: 11	H: 0 LOB: 0 BB: 0 P: 17	R: 0 E: 0 K: 1 S: 12	H: 2 LOB: 1 BB: 0 P: 18	R: 0 E: 0 K: 2 S: 13	H: 0 LOB: 1 BB: 1 P: 22	R: 0 E: 0 K: 1 S: 9	H: 0 LOB: 0 BB: 0 P: 14	R: 0 E: 0 K: 2 S: 10	H: 0 LOB: 0 BB: 0 P: 10	R: 0 E: 0 K: 1 S: 7	H: 0 LOB: 0 BB: 0 P: 10	R: 0 E: 0 K: 0 S: 9	H: 1 LOB: 0 BB: 0 P: 15	R: 0 E: 0 K: 0 S: 5	H: 0 LOB: 0 BB: 0 P: 10	R: 0 E: 0 K: 0 S: 4	H: 0 LOB: 1 BB: 1 P: 12	1B: 6 2B: 2 3B: 0 HR: 0	SF: 0 SAC: 1 DP: 2 HBP: 0	WP: 1 PB: 1 SB: 0 CS: 1	PA: 43		
PITCHER	IP WLS BF H R ER SO BB IBB HBP BLK WP HR S P ERA WHIP	39 Aaron Harang, R (1.1) ERA: 3.93	29 Mike Stanton, L (8.1) ERA: 4.38	25 David Weathers, R (9.1) ERA: 3.73	38 Gary Majewski, R (10.1) ERA: 11.81	40 Jon Coutlangus, L (10.1) ERA: 4.54	PITCHER	IP WLS BF H R ER SO BB IBB HBP BLK WP HR S P ERA WHIP	59 Marcus McBeth, R (11.1) ERA: 2.7	39 Aaron Harang, R (1.1) ERA: 3.93	29 Mike Stanton, L (8.1) ERA: 4.38	25 David Weathers, R (9.1) ERA: 3.73	38 Gary Majewski, R (10.1) ERA: 11.81	40 Jon Coutlangus, L (10.1) ERA: 4.54	59 Marcus McBeth, R (11.1) ERA: 2.7	39 Aaron Harang, R (1.1) ERA: 3.93	29 Mike Stanton, L (8.1) ERA: 4.38	25 David Weathers, R (9.1) ERA: 3.73	38 Gary Majewski, R (10.1) ERA: 11.81	40 Jon Coutlangus, L (10.1) ERA: 4.54	59 Marcus McBeth, R (11.1) ERA: 2.7	39 Aaron Harang, R (1.1) ERA: 3.93	29 Mike Stanton, L (8.1) ERA: 4.38	25 David Weathers, R (9.1) ERA: 3.73	38 Gary Majewski, R (10.1) ERA: 11.81	40 Jon Coutlangus, L (10.1) ERA: 4.54

Cleveland Indians @ Cincinnati Reds
Great American Ball Park, Cincinnati, OH

Sun Jun 10 2007, 1:15 PM EDT
Att. 30,842 - Sunny - 77 F

AB 39
R 0
H 7
RBI 0
BB 3
SO 11
LOB 17



Batter	1	2	3	4	5	6	7	8	9	10	11	12	AB	R	H	RBI	BB	SO	LOB	BOTTOM						
30 Norris Hopper, R (1.9) OBP: 0.333, SLG: 0.388													3	0	0	0	0	0	0							
Ken Griffey Jr., L (11. PH) OBP: 0.385, SLG: 0.552													1	0	0	0	0	2								
4 Brandon Phillips, R (1.4) OBP: 0.324, SLG: 0.480														5	0	0	0	0	1	3						
Adam Dunn, L (1.7) OBP: 0.348, SLG: 0.523														5	0	1	0	0	1	1						
Jeff Conine, R (1.3) OBP: 0.351, SLG: 0.467														4	0	1	0	0	1	1						
59 Marcus McBeth, R (11.1) OBP: 0.222, SLG: 0.333														0	0	0	0	0	0	0						
Chad Moeller, R (12. PH) OBP: 0.222, SLG: 0.333														1	1	1	0	0	0	0						
28 Edwin Encarnación, R (1.5) OBP: 0.355, SLG: 0.400														4	0	0	0	1	2	2						
33 Josh Hamilton, L (1.8) OBP: 0.350, SLG: 0.515														4	0	0	0	1	1	2						
2 Alex Gonzalez, R (1.6) OBP: 0.311, SLG: 0.489														5	0	2	1	0	1	2						
26 David Ross, R (1.2) OBP: 0.245, SLG: 0.324														3	0	0	0	0	1	0						
39 Aaron Harang, R (1.1) ERA: 3.93														2	0	0	0	0	0	0						
29 Mike Stanton, L (8.1) ERA: 4.38														0	0	0	0	0	0	0						
25 David Weathers, R (9.1) ERA: 3.73														0	0	0	0	0	0	0						
9 Juan Castro, R (9. PH) ERA: 5.28														1	0	1	0	0	0	0						
38 Gary Majewski, R (10.1) ERA: 11.81														0	0	0	0	0	0	0						
40 Jon Coutlangus, L (10.1) ERA: 4.54														0	0	0	0	0	0	0						
Scott Hatteberg, R (11.3) ERA: 4.54														0	0	0	0	1	0	0						
Inning Stats	R: 0 E: 0 K: 1 S: 9	H: 0 LOB: 0 BB: 0 P: 13	R: 0 E: 0 K: 0 S: 10	H: 1 LOB: 1 BB: 1 P: 17	R: 0 E: 0 K: 0 S: 7	H: 0 LOB: 0 BB: 0 P: 10	R: 0 E: 0 K: 1 S: 15	H: 1 LOB: 1 BB: 0 P: 20	R: 0 E: 0 K: 1 S: 7	H: 0 LOB: 0 BB: 0 P: 12	R: 0 E: 0 K: 2 S: 8	H: 0 LOB: 0 BB: 0 P: 11	R: 0 E: 0 K: 0 S: 7	H: 0 LOB: 0 BB: 0 P: 7	R: 0 E: 0 K: 0 S: 6	H: 1 LOB: 1 BB: 0 P: 7	R: 0 E: 0 K: 2 S: 10	H: 0 LOB: 0 BB: 0 P: 12	R: 0 E: 0 K: 0 S: 6	H: 1 LOB: 2 BB: 1 P: 13	R: 1 E: 0 K: 0 S: 5	H: 2 LOB: 2 BB: 1 P: 11	1B: 4 2B: 2 3B: 0 HR: 0	SF: 0 SAC: 2 DP: 1 HBP: 0	WP: 0 PB: 0 SB: 0 CS: 0	PA: 43
PITCHER	IP WLS BF H R ER SO BB IBB HBP BLK WP HR S P ERA WHIP	CC Sabathia, L (1.1) ERA: 3.93	63 Rafael Betancourt, R (10.1) ERA: 1.32	40 Tom Mastny, R (11.1) ERA: 5.28	46 Aaron Fultz, L (11.1) ERA: 2.04	59 Matt Miller, R (12.1) ERA: 4.54	PITCHER	IP WLS BF H R ER SO BB IBB HBP BLK WP HR S P ERA WHIP	59 Marcus McBeth, R (11.1) ERA: 2.7	CC Sabathia, L (1.1) ERA: 3.93	63 Rafael Betancourt, R (10.1) ERA: 1.32	40 Tom Mastny, R (11.1) ERA: 5.28	46 Aaron Fultz, L (11.1) ERA: 2.04	59 Matt Miller, R (12.1) ERA: 4.54	59 Marcus McBeth, R (11.1) ERA: 2.7	CC Sabathia, L (1.1) ERA: 3.93	63 Rafael Betancourt, R (10.1) ERA: 1.32	40 Tom Mastny, R (11.1) ERA: 5.28	46 Aaron Fultz, L (11.1) ERA: 2.04	59 Matt Miller, R (12.1) ERA: 4.54	59 Marcus McBeth, R (11.1) ERA: 2.7	CC Sabathia, L (1.1) ERA: 3.93	63 Rafael Betancourt, R (10.1) ERA: 1.32	40 Tom Mastny, R (11.1) ERA: 5.28	46 Aaron Fultz, L (11.1) ERA: 2.04	59 Matt Miller, R (12.1) ERA: 4.54

Cleveland Indians @ Cincinnati Reds
Great American Ball Park, Cincinnati, OH

Sun Jun 10 2007, 1:15 PM EDT
Att. 30,842 - Sunny - 77 F

AB 38
R 1
H 6
RBI 1
BB 3
SO 8
LOB 13



Batter	1	2	3	4	5	6	7	8	9	AB	R	H	RBI	BB	SO	LOB	TOP					
9 Chone Figgins, S OBP: 0.308, SLG: 0.331	G5-3		G3			1B		FC6-4 BB		4	0	2	1	1	0	0	Los Angeles Angels @ Cincinnati Reds Great American Ball Park, Cincinnati, OH Tue Jun 12 2007, 7:10 PM EDT Att: 23,153 - Partly Cloudy - 85 F AB 38 R 3 H 11 RBI 3 BB 4 SO 8 LOB 15					
Orlando Cabrera, R OBP: 0.376, SLG: 0.447	F7		P4			1B		FC6-4		5	0	1	0	0	0	4						
27 Vladimir Guerrero, R OBP: 0.436, SLG: 0.570										3	0	0	0	2	0	2						
24 Gary Matthews, S OBP: 0.341, SLG: 0.459										5	1	1	1	0	2	2						
Casey Kotchman, L OBP: 0.411, SLG: 0.560										5	1	3	1	0	0	0						
47 Howie Kendrick, R OBP: 0.312, SLG: 0.415 Darren Oliver, R										4	0	1	0	0	2	1						
Hector Carrasco, R (8, 1)										0	0	0	0	0	0	0						
16 Garret Anderson, L (9, PH) OBP: 0.268, SLG: 0.425										1	0	0	0	0	0	1						
Mike Napoli, R OBP: 0.349, SLG: 0.483										4	0	0	0	0	2	2						
77 Reggie Willits, S OBP: 0.409, SLG: 0.372										3	1	2	0	1	0	0						
45 Kelvim Escobar, R OBP: 0.333, SLG: 0.333 58 Dustin Moseley, R										3	0	1	0	0	2	2						
32 Erick Aybar, S OBP: 0.291, SLG: 0.280										1	0	0	0	0	0	1						
Inning Stats	R: 0 E: 0 K: 1 S: 8	H: 0 LOB: 1 BB: 1 P: 13	R: 0 E: 0 K: 1 S: 11	H: 1 LOB: 2 BB: 1 P: 17	R: 0 E: 0 K: 0 S: 10	H: 0 LOB: 1 BB: 1 P: 19	R: 2 E: 0 K: 2 S: 13	H: 4 LOB: 2 BB: 0 P: 21	R: 1 E: 0 K: 1 S: 14	H: 2 LOB: 2 BB: 0 P: 25	R: 0 E: 0 K: 1 S: 14	H: 2 LOB: 2 BB: 0 P: 20	R: 0 E: 0 K: 1 S: 5	H: 0 LOB: 0 BB: 0 P: 10	R: 0 E: 0 K: 1 S: 14	H: 1 LOB: 2 BB: 1 P: 25	R: 0 E: 0 K: 1 S: 8	H: 1 LOB: 1 BB: 0 P: 11	1B: 6 2B: 3 3B: 0 HR: 2	SF: 0 SAC: 0 DP: 0 HBP: 0	WP: 0 PB: 1 SB: 0 CS: 0	PA: 42
PITCHER	IP WLS BF H R ER SO BB IBB HBP BLK WP HR S P ERA WHIP	6.0 W 3 0 0 0 1 0 0 0 0 0 0 5 10 4.50 1.833	7.1 L 3 0 0 0 1 0 0 0 0 0 0 8 13 0.00 0.000	8.1 H 2 1 0 0 1 0 0 0 0 0 0 10 10 0.00 3.000	8.1 H 2 0 0 0 0 1 0 0 0 0 0 4 10 0.00 3.000	8.1 S 5 1 0 0 1 0 0 0 0 0 0 10 13 0.00 0.750	PITCHER										IP WLS BF H R ER SO BB IBB HBP BLK WP HR S P ERA WHIP	6.0 L 3 0 0 0 1 0 0 0 0 0 0 8 11 27.00 6.000				

Batter	1	2	3	4	5	6	7	8	9	AB	R	H	RBI	BB	SO	LOB	BOTTOM			
Scott Hatteberg, L OBP: 0.369, SLG: 0.447	K		K2-3					G3		4	1	1	0	1	2	2	Los Angeles Angels @ Cincinnati Reds Great American Ball Park, Cincinnati, OH Tue Jun 12 2007, 7:10 PM EDT Att: 23,153 - Partly Cloudy - 85 F AB 34 R 5 H 9 RBI 4 BB 1 SO 16 LOB 21			
4 Brandon Phillips, R OBP: 0.326, SLG: 0.484	E1		K							4	0	2	0	0	1	0				
Ken Griffey Jr., L OBP: 0.383, SLG: 0.549	K									3	1	1	1	0	2	3				
Adam Dunn, L OBP: 0.345, SLG: 0.518 38 Gary Majewski, R	K									4	1	1	0	0	2	4				
29 Mike Stanton, L 25 David Weathers, R	K									0	0	0	0	0	0	0				
28 Edwin Encarnación, R OBP: 0.353, SLG: 0.397										4	1	1	0	0	2	4				
33 Josh Hamilton, L OBP: 0.354, SLG: 0.521	K									4	1	2	1	0	1	0				
2 Alex Gonzalez, R OBP: 0.310, SLG: 0.484										4	0	1	1	0	2	3				
26 David Ross, R OBP: 0.242, SLG: 0.320 Javier Valentin, S OBP: 0.314, SLG: 0.361 Chad Moeller, R OBP: 0.222, SLG: 0.333										2	0	0	1	0	2	1				
61 Bronson Arroyo, R OBP: 0.097, SLG: 0.067 40 Jon Coutlangus, L										1	0	0	0	0	0	2				
30 Norris Hopper, R OBP: 0.326, SLG: 0.379										2	0	0	0	0	0	1				
Inning Stats	R: 0 E: 1 K: 3 S: 16	H: 0 LOB: 1 BB: 0 P: 22	R: 0 E: 0 K: 2 S: 10	H: 1 LOB: 0 BB: 0 P: 13	R: 0 E: 0 K: 3 S: 12	H: 0 LOB: 0 BB: 0 P: 16	R: 3 E: 0 K: 2 S: 19	H: 3 LOB: 1 BB: 0 P: 26	R: 0 E: 0 K: 2 S: 13	H: 1 LOB: 2 BB: 1 P: 25	R: 0 E: 0 K: 2 S: 9	H: 0 LOB: 0 BB: 0 P: 14	R: 1 E: 0 K: 1 S: 14	H: 2 LOB: 1 BB: 0 P: 21	R: 1 E: 1 K: 1 S: 14	H: 2 LOB: 2 BB: 0 P: 23	1B: 7 2B: 2 3B: 0 HR: 0	SF: 1 SAC: 1 DP: 0 HBP: 0	WP: 0 PB: 0 SB: 2 CS: 0	PA: 37
PITCHER	IP WLS BF H R ER SO BB IBB HBP BLK WP HR S P ERA WHIP	6.0 L 3 2 1 1 0 0 0 0 0 0 0 8 11 27.00 6.000	7.1 L 3 2 1 0 2 0 0 0 0 0 0 16 25 0.00 2.000	8.1 L 3 0 0 0 0 0 0 0 0 0 0 4 8 0.00 0.000	PITCHER										IP WLS BF H R ER SO BB IBB HBP BLK WP HR S P ERA WHIP	6.0 L 3 2 1 0 2 0 0 0 0 0 0 4 8 0.00 0.000				

Batter	1	2	3	4	5	6	7	8	9	AB R H RBI BB SO LOB	TOP											
9 Chone Figgins, S (1, 5) OBP: 0.318, SLG: 0.343										4 2 2 0 1 0 3	Los Angeles Angels @ Cincinnati Reds Great American Ball Park, Cincinnati, OH Wed Jun 13 2007, 7:10 PM EDT Att: 29,655 - Partly Cloudy - 89 F AB 34 R 6 H 11 RBI 6 BB 3 SO 6 LOB 17 											
Orlando Cabrera, R (1, 6) OBP: 0.380, SLG: 0.451										4 3 3 1 0 0 1												
27 Vladimir Guerrero, R (1, 9) OBP: 0.439, SLG: 0.580										5 0 3 4 0 1 0												
24 Gary Matthews, S (1, 8) OBP: 0.339, SLG: 0.454										3 0 0 0 1 1 1												
Casey Kotchman, L (1, 3) OBP: 0.404, SLG: 0.549										4 0 0 0 0 1 4												
16 Garrett Anderson, L (1, 7) OBP: 0.276, SLG: 0.427										4 0 2 1 0 0 0												
Mike Napoli, R (1, 2) OBP: 0.347, SLG: 0.473										3 0 0 0 1 2 3												
32 Erick Aybar, S (1, 4) OBP: 0.285, SLG: 0.274										3 0 0 0 0 1 3												
41 John Lackey, R (1, 1) 39 Robby Quinlan, R (7, PH) 62 Scot Shields, R (7, 1) 77 Reggie Willits, S (9, PH) Francisco Rodriguez, R (9, 1)										2 0 0 0 0 0 0 1 0 0 0 0 0 2 0 0 0 0 0 0 0 1 1 1 0 0 0 0 0 0 0 0 0 0 0												
Inning Stats	R: 1 E: 0 K: 1 S: 10	H: 1 LOB: 0 BB: 0 P: 15	R: 0 E: 0 K: 0 S: 6	H: 0 LOB: 0 BB: 0 P: 9	R: 0 E: 0 K: 0 S: 9	H: 1 LOB: 0 BB: 0 P: 14	R: 1 E: 0 K: 1 S: 11	H: 2 LOB: 0 BB: 0 P: 16	R: 0 E: 0 K: 2 S: 8	H: 0 LOB: 0 BB: 0 P: 13		R: 2 E: 0 K: 0 S: 12	H: 2 LOB: 1 BB: 1 P: 22	R: 0 E: 0 K: 0 S: 8	H: 1 LOB: 2 BB: 1 P: 16	R: 1 E: 0 K: 1 S: 15	H: 3 LOB: 3 BB: 1 P: 24	R: 1 E: 0 K: 1 S: 10	H: 1 LOB: 0 BB: 0 P: 14	1B: 8 2B: 3 3B: 0 HR: 0	SF: 1 SAC: 1 DP: 0 HBP: 0	WP: 0 PB: 0 SB: 1 CS: 1
PITCHER	IP WLS BF H R ER SO BB IBB HBP BLK WP HR S P ERA WHIP											IP WLS BF H R ER SO BB IBB HBP BLK WP HR S P ERA WHIP										
Kyle Lohse, R (1, 1) ERA: 4.3	7.0 L 28 7 4 4 4 2 0 0 0 0 0 0 64 105 5.14 1.286																					
56 Todd Coffey, R (8, 1) ERA: 5.19	0.0 3 2 1 1 0 0 0 1 0 0 0 0 3 7 ∞ ∞																					
40 Jon Coutlangus, L (8, 1) ERA: 4.37	0.1 2 1 0 0 0 0 0 0 0 0 0 0 7 11 0.00 3.000																					
59 Marcus McBeth, R (8, 1) ERA: 3.6	1.2 6 1 1 1 2 0 0 0 0 0 0 0 15 20 5.40 0.600																					

Batter	1	2	3	4	5	6	7	8	9	AB R H RBI BB SO LOB	BOTTOM											
Scott Hatteberg, L (1, 3) OBP: 0.367, SLG: 0.462										4 1 1 1 0 1 0	Los Angeles Angels @ Cincinnati Reds Great American Ball Park, Cincinnati, OH Wed Jun 13 2007, 7:10 PM EDT Att: 29,655 - Partly Cloudy - 89 F AB 31 R 3 H 4 RBI 1 BB 1 SO 9 LOB 9 											
4 Brandon Phillips, R (1, 4) OBP: 0.329, SLG: 0.483										3 1 1 0 0 1 0												
Ken Griffey Jr., L (1, 9) OBP: 0.385, SLG: 0.544										2 1 0 0 1 2 1												
Adam Dunn, L (1, 7) OBP: 0.344, SLG: 0.513										4 0 1 0 0 2 2												
28 Edwin Encarnación, R (1, 5) OBP: 0.351, SLG: 0.393										4 0 1 0 0 1 2												
33 Josh Hamilton, L (1, 8) OBP: 0.345, SLG: 0.507										4 0 0 0 0 1 3												
2 Alex Gonzalez, R (1, 6) OBP: 0.305, SLG: 0.476										4 0 0 0 0 1 1												
26 David Ross, R (1, 2) OBP: 0.238, SLG: 0.313										3 0 0 0 0 0 0												
Kyle Lohse, R (1, 1) 9 Juan Castro, R (7, PH) 56 Todd Coffey, R (8, 1) 40 Jon Coutlangus, L (8, 1) 59 Marcus McBeth, R (8, 1)										2 0 0 0 0 0 0 1 0												
Inning Stats	R: 0 E: 0 K: 0 S: 7	H: 0 LOB: 0 BB: 0 P: 14	R: 0 E: 0 K: 1 S: 11	H: 0 LOB: 0 BB: 0 P: 15	R: 0 E: 0 K: 0 S: 6	H: 0 LOB: 0 BB: 0 P: 9	R: 2 E: 1 K: 0 S: 9	H: 1 LOB: 1 BB: 1 P: 19	R: 1 E: 0 K: 1 S: 15	H: 1 LOB: 0 BB: 0 P: 23		R: 0 E: 0 K: 2 S: 11	H: 1 LOB: 1 BB: 0 P: 17	R: 0 E: 0 K: 0 S: 4	H: 0 LOB: 0 BB: 0 P: 9	R: 0 E: 0 K: 3 S: 15	H: 1 LOB: 1 BB: 0 P: 19	R: 0 E: 0 K: 2 S: 7	H: 0 LOB: 0 BB: 0 P: 9	1B: 3 2B: 0 3B: 0 HR: 1	SF: 0 SAC: 0 DP: 1 HBP: 2	WP: 0 PB: 0 SB: 0 CS: 0
PITCHER	IP WLS BF H R ER SO BB IBB HBP BLK WP HR S P ERA WHIP											IP WLS BF H R ER SO BB IBB HBP BLK WP HR S P ERA WHIP										
41 John Lackey, R (1, 1) ERA: 2.53	6.0 W 24 3 3 1 4 1 0 2 0 0 0 0 19 28 0.00 0.667																					
62 Scot Shields, R (7, 1) ERA: 2.41	2.0 H 7 1 0 0 3 0 0 0 0 0 0 0 7 9 0.00 0.500																					
Francisco Rodriguez, R (9, 1) ERA: 2.28	1.0 S 3 0 0 0 2 0 0 0 0 0 0 0 7 9 0.00 0.000																					

Batter	1	2	3	4	5	6	7	8	9	AB	R	H	RBI	BB	SO	LOB	TOP					
9 Chone Figgins, S OBP: 0.314, SLG: 0.338	G4-3	FC6-4		G4-3			G1-4-3			5	1	1	0	0	0	3						
Orlando Cabrera, R OBP: 0.391, SLG: 0.452	L3				G4-3		F9			4	2	1	1	1	0	0						
27 Vladimir Guerrero, R OBP: 0.435, SLG: 0.574	F9		SF7						E5	4	1	1	3	0	1	0						
24 Gary Matthews, S OBP: 0.340, SLG: 0.452					F7		SF9		F7	3	1	1	1	1	0	1						
Casey Kotchman, L OBP: 0.408, SLG: 0.555									F8	5	1	3	1	0	0	2						
47 Howie Kendrick, R OBP: 0.310, SLG: 0.410 Darren Oliver, R 62 Scot Shields, L 16 Gamet Anderson, R Francisco Rodriguez, R	E8			F9			G6-4-3	G4-3	G3	4	1	1	0	0	0	3						
José Molina, R OBP: 0.285, SLG: 0.305										4	0	2	1	0	0	0						
77 Reggie Willits, S OBP: 0.419, SLG: 0.377										2	1	1	1	1	0	1						
40 Bartolo Colon, R 32 Erick Aybar, S	B2				G5-3					2	0	0	0	0	0	3						
Inning Stats	R: 0 E: 0 K: 0 S: 8	H: 0 LOB: 0 BB: 0 P: 8	R: 2 E: 1 K: 0 S: 21	H: 3 LOB: 2 BB: 1 P: 35	R: 1 E: 0 K: 0 S: 10	H: 3 LOB: 1 BB: 0 P: 15	R: 0 E: 0 K: 0 S: 6	H: 0 LOB: 1 BB: 0 P: 11	R: 0 E: 0 K: 1 S: 7	H: 0 LOB: 0 BB: 0 P: 9	R: 0 E: 0 K: 0 S: 9	H: 1 LOB: 0 BB: 0 P: 12	R: 6 E: 0 K: 0 S: 28	H: 4 LOB: 1 BB: 3 P: 47	R: 0 E: 0 K: 0 S: 8	H: 0 LOB: 0 BB: 0 P: 9	R: 0 E: 1 K: 0 S: 6	H: 0 LOB: 1 BB: 0 P: 8	1B: 9 2B: 2 3B: 0 HR: 0	SF: 2 SAC: 0 DP: 1 HBP: 1	WP: 0 PB: 0 SB: 3 CS: 0	PA: 42
PITCHER	IP	WLS	BF	H	R	ER	SO	BB	IBB	HBP	BLK	WP	HR	S	P	ERA	WHIP					
34 Homer Bailey, R ERA: 5.73	6.0		27	7	5	5	1	3	0	1	0	0	0	64	101	7.50	1.667					
38 Gary Majewski, R ERA: 15.86	0.0	L	3	2	1	1	0	1	0	0	0	0	0	6	10	∞	∞					
29 Mike Stanton, L ERA: 4.5	1.0		5	2	3	3	0	0	0	0	0	0	0	19	26	27.00	2.000					
56 Todd Coffey, R ERA: 4.78	2.0		7	0	0	0	0	0	0	0	0	0	0	14	17	0.00	0.000					

Los Angeles Angels @ Cincinnati Reds
Great American Ball Park, Cincinnati, OH
Thu Jun 14 2007, 12:35 PM EDT
Att: 32,860 - Sunny - 84 F

livebaseballscorecards.com

AB 35
R 9
H 11
RBI 8
BB 4
SO 1
LOB 14



Batter	1	2	3	4	5	6	7	8	9	AB	R	H	RBI	BB	SO	LOB	BOTTOM				
Scott Hatteberg, L OBP: 0.378, SLG: 0.472	G3				E9		F8			5	1	4	1	0	0	0					
4 Brandon Phillips, R OBP: 0.326, SLG: 0.477	G3									5	1	1	0	0	1	5					
Ken Griffey Jr., L OBP: 0.385, SLG: 0.552										4	1	1	2	1	1	3					
Adam Dunn, L OBP: 0.348, SLG: 0.515										5	0	3	2	0	1	1					
28 Edwin Encarnación, R OBP: 0.344, SLG: 0.385										4	0	0	0	0	1	4					
33 Josh Hamilton, L OBP: 0.341, SLG: 0.500 30 Norris Hopper, R OBP: 0.330, SLG: 0.375										2	0	0	0	0	0	0					
2 Alex Gonzalez, R OBP: 0.304, SLG: 0.485										4	1	1	2	0	1	0					
Chad Moeller, R OBP: 0.205, SLG: 0.308 Javier Valentin, S OBP: 0.310, SLG: 0.355										3	1	0	0	0	2	0					
34 Homer Bailey, R 38 Gary Majewski, R 29 Mike Stanton, L 26 David Ross, R 56 Todd Coffey, R Jeff Contine, R										1	0	0	0	0	1	0					
Inning Stats	R: 1 E: 0 K: 2 S: 12	H: 2 LOB: 1 BB: 0 P: 20	R: 0 E: 0 K: 2 S: 10	H: 0 LOB: 0 BB: 0 P: 12	R: 0 E: 0 K: 2 S: 14	H: 1 LOB: 1 BB: 0 P: 16	R: 0 E: 0 K: 0 S: 7	H: 1 LOB: 0 BB: 0 P: 9	R: 1 E: 2 K: 1 S: 13	H: 1 LOB: 1 BB: 1 P: 22	R: 3 E: 0 K: 1 S: 11	H: 2 LOB: 2 BB: 1 P: 19	R: 0 E: 0 K: 0 S: 8	H: 0 LOB: 0 BB: 0 P: 12	R: 1 E: 0 K: 1 S: 15	H: 2 LOB: 1 BB: 0 P: 23	1B: 9 2B: 0 3B: 0 HR: 2	SF: 0 SAC: 1 DP: 1 HBP: 0	WP: 0 PB: 0 SB: 1 CS: 0	PA: 40	
PITCHER	IP	WLS	BF	H	R	ER	SO	BB	IBB	HBP	BLK	WP	HR	S	P	ERA	WHIP				
40 Bartolo Colon, R ERA: 5.73 Darren Oliver, L ERA: 6.41 62 Scot Shields, R Francisco Rodriguez, R ERA: 2.51	6.0	W	26	7	5	4	7	1	0	0	0	0	0	5	10	13.50	3.000				
	0.2		4	1	1	1	0	1	0	0	0	0	0	14	21	0.00	0.750				
	1.1	H	5	1	0	0	0	0	0	0	0	0	0	15	23	9.00	2.000				

Los Angeles Angels @ Cincinnati Reds
Great American Ball Park, Cincinnati, OH
Thu Jun 14 2007, 12:35 PM EDT
Att: 32,860 - Sunny - 84 F

livebaseballscorecards.com

AB 37
R 7
H 11
RBI 7
BB 2
SO 8
LOB 13



Batter	1	2	3	4	5	6	7	8	9	AB	R	H	RBI	BB	SO	LOB	TOP										
Kenny Lofton, L OBP: 0.357, SLG: 0.382 (1, 8)	G5-3		1B		2B		L9		L8	5	1	2	0	0	0	2											
Frank Catalanotto, L OBP: 0.294, SLG: 0.375 22 Marlon Byrd, R OBP: 0.418, SLG: 0.431 (7, PH) (7, 7) (8, 9)	L8		G5-3		HR		K		K	3	1	1	1	0	0	1											
10 Michael Young, R OBP: 0.332, SLG: 0.417 (1, 6)	E9		K		HR		G1-3			3	2	1	0	1	1	1											
Sammy Sosa, R OBP: 0.310, SLG: 0.468 40 Akinori Otsuka, R Eric Gagne, R (8, 1) (9, 1)									K	4	1	2	5	0	2	0											
15 Gerald Laird, R OBP: 0.307, SLG: 0.344 (1, 2)	P5								F9	4	0	0	0	0	0	1											
5 Ian Kinsler, R OBP: 0.315, SLG: 0.422 (1, 4)										4	0	1	0	0	1	0											
Brad Wilkerson, L OBP: 0.299, SLG: 0.432 (1, 3)										4	0	0	0	0	2	1											
Ramón Vázquez, L OBP: 0.321, SLG: 0.472 36 C.J. Wilson, L 50 Frank Francisco, R 3 Jerry Hairston, R OBP: 0.316, SLG: 0.388 (1, 5) (6, 1) (7, 1) (8, 7)										3	1	2	1	0	1	0											
44 Vicente Padilla, R OBP: 0.500, SLG: 0.500 53 Joaquin Benoit, R 30 Travis Metcalf, R OBP: 0.364, SLG: 0.500 (1, 1) (6, 1) (6, 5)										2	1	1	0	0	1	0											
Inning Stats	R: 1 E: 1 K: 0 S: 12	H: 2 LOB: 1 BB: 0 P: 17	R: 1 E: 0 K: 3 S: 11	H: 1 LOB: 0 BB: 0 P: 19	R: 0 E: 0 K: 1 S: 7	H: 1 LOB: 0 BB: 0 P: 10	R: 0 E: 0 K: 1 S: 9	H: 0 LOB: 0 BB: 0 P: 15	R: 5 E: 0 K: 0 S: 12	H: 5 LOB: 0 BB: 1 P: 23	R: 0 E: 0 K: 1 S: 9	H: 0 LOB: 0 BB: 0 P: 15	R: 0 E: 0 K: 1 S: 13	H: 0 LOB: 1 BB: 1 P: 22	R: 0 E: 0 K: 2 S: 14	H: 1 LOB: 1 BB: 0 P: 20	R: 0 E: 0 K: 1 S: 9	H: 0 LOB: 1 BB: 0 P: 15	1B: 6 2B: 2 3B: 0 HR: 2	SF: 0 SAC: 1 DP: 0 HBP: 1	WP: 0 PB: 0 SB: 1 CS: 1	PA: 38					
PITCHER	IP	WLS	BF	H	R	ER	SO	BB	IBB	HBP	BLK	WP	HR	S	P	ERA	WHIP										
31 Matt Belisle, R ERA: 4.95 53 Brad Salmon, R ERA: 4.09 40 Jon Coutlangus, L ERA: 4.3 56 Todd Coffey, R ERA: 4.5 59 Marcus McBeth, R ERA: 3.0	5.0	L	23	9	7	7	5	1	0	0	0	0	2	51	84	12.60	2.000										

Texas Rangers @ Cincinnati Reds
Great American Ball Park, Cincinnati, OH
Fri Jun 15 2007, 7:10 PM EDT
Att: 27,747 - Clear - 84 F

livebaseballscorecards.com

AB 34
R 7
H 10
RBI 7
BB 2
SO 10
LOB 8



Batter	1	2	3	4	5	6	7	8	9	AB	R	H	RBI	BB	SO	LOB	BOTTOM										
Scott Hatteberg, L OBP: 0.389, SLG: 0.485 (1, 3)	P5		1B							4	1	3	1	1	0	0											
4 Brandon Phillips, R OBP: 0.368, SLG: 0.474 (1, 4)	K		F8							4	0	1	0	1	2	2											
Ken Griffey Jr., L OBP: 0.385, SLG: 0.549 (1, 9)	K		1B							5	1	2	1	0	2	4											
Adam Dunn, L OBP: 0.353, SLG: 0.534 (1, 7)			2B							5	2	3	2	0	2	2											
28 Edwin Encarnación, R OBP: 0.341, SLG: 0.385 (1, 5)			1B							5	0	1	1	0	1	2											
33 Josh Hamilton, L OBP: 0.343, SLG: 0.497 (1, 8)										5	0	2	0	0	1	0											
2 Alex Gonzalez, R OBP: 0.299, SLG: 0.477 (1, 6)										4	0	0	0	0	0	3											
26 David Ross, R OBP: 0.238, SLG: 0.331 30 Norris Hopper, R OBP: 0.266, SLG: 0.371 59 Marcus McBeth, R (1, 2) (8, PH) (9, 1)										3	1	1	1	0	1	3											
31 Matt Belisle, R ERA: 5.28, SLG: 0.152 53 Brad Salmon, R ERA: 3.93 Chad Moeller, R OBP: 0.201, SLG: 0.330 40 Jon Coutlangus, L 56 Todd Coffey, R Javier Valentin, S OBP: 0.306, SLG: 0.349 (1, 1) (6, 1) (6, PH) (7, 1) (8, PH) (9, 2)										2	1	1	0	0	1	0											
Inning Stats	R: 0 E: 0 K: 2 S: 11	H: 3 LOB: 1 BB: 0 P: 15	R: 1 E: 0 K: 1 S: 17	H: 3 LOB: 2 BB: 0 P: 24	R: 2 E: 0 K: 1 S: 14	H: 3 LOB: 1 BB: 0 P: 20	R: 2 E: 0 K: 3 S: 15	H: 1 LOB: 2 BB: 1 P: 23	R: 0 E: 0 K: 1 S: 9	H: 0 LOB: 0 BB: 0 P: 13	R: 0 E: 0 K: 0 S: 12	H: 1 LOB: 2 BB: 1 P: 22	R: 0 E: 0 K: 2 S: 9	H: 0 LOB: 0 BB: 0 P: 12	1B: 8 2B: 4 3B: 0 HR: 2	SF: 0 SAC: 0 DP: 0 HBP: 0	WP: 0 PB: 0 SB: 0 CS: 1	PA: 42									
PITCHER	IP	WLS	BF	H	R	ER	SO	BB	IBB	HBP	BLK	WP	HR	S	P	ERA	WHIP										
44 Vicente Padilla, R ERA: 6.57 53 Joaquin Benoit, R ERA: 2.23 36 C.J. Wilson, L ERA: 2.23 50 Frank Francisco, R ERA: 3.6 40 Akinori Otsuka, R ERA: 2.1	5.0	W	26	12	6	6	5	1	0	0	0	0	2	68	102	10.80	2.400										
Eric Gagne, R ERA: 0.53 (9, 1)	1.0	S	3	0	0	0	2	0	0	0	0	0	0	9	15	0.00	6.000										

Texas Rangers @ Cincinnati Reds
Great American Ball Park, Cincinnati, OH
Fri Jun 15 2007, 7:10 PM EDT
Att: 27,747 - Clear - 84 F

livebaseballscorecards.com

AB 40
R 6
H 14
RBI 6
BB 2
SO 11
LOB 16



Batter	1	2	3	4	5	6	7	8	9	AB	R	H	RBI	BB	SO	LOB	TOP			
Kenny Lofton, L OBP: 0.361, SLG: 0.387 Brad Wilkerson, L OBP: 0.301, SLG: 0.417	3-2 10 1B 3 E 3 SH	2-2 G3		0-0 10 1B 2B	0-0 F8			2-0 G4-3	2-3 K	4	2	2	0	0	0	2				
3 Jerry Hairston, R OBP: 0.305, SLG: 0.366	0-1 SH 10 1B 22 2B	2-2 G6-3		1-1 10 1B HBP			1-1 L7	3-3 K	0-0 E6	4	1	0	0	0	1	1				
10 Michael Young, R OBP: 0.333, SLG: 0.413	0-0 10 1B 22 2B		0-0 G6-3	1-1 10 1B 1B			1-1 G6-3	1-0 G6-3	2-2 G6-3	6	1	2	2	0	0	2				
22 Marion Byrd, R OBP: 0.435, SLG: 0.494	1-0 1B 2B		3-2 K	0-0 F9			0-1 HR		4-1 SH5-3 2B	4	2	2	3	1	1	2				
Frank Catalanotto, L OBP: 0.281, SLG: 0.363	3-1 P5		0-1 1B 2B		1-2 G1-3		1-1 G4-3		0-0 SH5-3	4	1	1	0	0	0	1				
Adam Melhuse, S OBP: 0.390, SLG: 0.361	0-1 L4		2-1 1B		1-0 30 FC4 30 E HBP		0-0 FC6-4 1B		0-1 30 1B 2B	4	2	3	2	0	0	1				
Ramón Vázquez, L OBP: 0.337, SLG: 0.459	4-0 BB		1-2 G6-3		4-2 30 E BB		3-3 K		4-2 30 1B 14 1B BB	2	1	0	0	3	1	2				
30 Travis Metcalf, R OBP: 0.350, SLG: 0.529	2-3 K			2-2 F9	0-1 FC4		0-0 P4		1-2 14 1B 1B	5	1	1	1	0	1	4				
33 Kevin Millwood, R Sammy Sosa, R 36 C.J. Wilson, L 40 Akinori Otsuka, R 14 Victor Diaz, R Eric Gagne, R		2-3 K		1-3 K	0-2 K		2-2 FC6-4		0-0 10 WP 3 E 1B	3	0	0	0	0	3	2				
Inning Stats	R: 3 E: 1 K: 1 S: 15	H: 3 LOB: 2 BB: 1 P: 28	R: 0 E: 0 K: 1 S: 10	H: 0 LOB: 0 BB: 0 P: 16	R: 1 E: 0 K: 1 S: 11	H: 2 LOB: 1 BB: 0 P: 17	R: 1 E: 0 K: 1 S: 11	H: 0 LOB: 2 BB: 1 P: 17	R: 1 E: 0 K: 0 S: 8	H: 1 LOB: 0 BB: 0 P: 11	R: 0 E: 0 K: 1 S: 5	H: 0 LOB: 0 BB: 0 P: 11	R: 0 E: 0 K: 1 S: 5	H: 0 LOB: 0 BB: 0 P: 11	R: 4 E: 1 K: 1 S: 18	H: 3 LOB: 2 BB: 2 P: 31	1B: 7 2B: 4 3B: 0 HR: 1	SF: 0 SAC: 2 DP: 0 HBP: 2	WP: 1 PB: 0 SB: 0 CS: 0	PA: 48
PITCHER	IP WLS BF H R ER SO BB IBB HBP BLK WP HR S P ERA WHIP	IP WLS BF H R ER SO BB IBB HBP BLK WP HR S P ERA WHIP																		
61 Bronson Arroyo, R ERA: 5.24	6.0	L	32	8	7	6	5	2	0	2	0	0	0	0	0	66	105	9.00	1.667	
Mike Gostling, L ERA: 4.71	0.2		3	1	0	0	1	0	0	0	0	0	0	0	0	6	9	0.00	1.500	
Victor Santos, R ERA: 5.03	1.1		5	0	1	1	1	1	0	0	0	0	0	0	0	9	21	6.75	0.750	
40 Jon Coutangus, L ERA: 4.94	0.1		3	1	0	0	0	1	0	0	0	0	0	0	0	5	9	0.00	6.000	
56 Todd Coffey, R ERA: 4.71	0.2		5	2	3	3	1	0	0	0	0	0	0	0	1	0	12	40.50	3.000	

Texas Rangers @ Cincinnati Reds
Great American Ball Park, Cincinnati, OH
Sun Jun 17 2007, 1:15 PM EDT
Att: 31,162 - Partly Cloudy - 89 F


AB 40
R 11
H 12
RBI 10
BB 4
SO 8
LOB 19



Batter	1	2	3	4	5	6	7	8	9	AB	R	H	RBI	BB	SO	LOB	BOTTOM					
Scott Hatteberg, L OBP: 0.380, SLG: 0.469	2-3 K	1-1 1B		1-0 P6			2-2 G1-3		0-2 F7	5	0	1	0	0	1	1						
4 Brandon Phillips, R OBP: 0.331, SLG: 0.473 2 Alex Gonzalez, R OBP: 0.302, SLG: 0.479	1-2 S 28 1B HBP	0-1 F9		2-3 K			0-0 P4		0-0 E6	1	1	0	0	0	0	1						
Ken Griffey Jr., L OBP: 0.387, SLG: 0.570	4-0 33 BB 28 1B BB		1-1 HR 1B		1-3 K		2-3 K		0-1 F9	4	1	1	0	1	2	2						
Adam Dunn, L OBP: 0.364, SLG: 0.574	2-1 P2		3-1 1H HR		1-1 HR				1-1 1B	4	2	3	3	0	0	2						
28 Edwin Encarnación, R OBP: 0.339, SLG: 0.382	1-0 26 FC5 33 BB 1B		1-1 33 WP 1B		1-3 K				3-3 K	4	0	2	1	0	2	1						
33 Josh Hamilton, L OBP: 0.344, SLG: 0.494	4-1 26 FC5 BB		2-2 F7		0-0 G4-3				2-3 K	3	0	0	0	1	1	2						
26 David Ross, R OBP: 0.248, SLG: 0.373 Javier Valentín, S OBP: 0.297, SLG: 0.338	3-1 FC5		2-3 K		1-3 K				0-0 L6	3	0	0	0	0	2	4						
9 Juan Castro, R OBP: 0.195, SLG: 0.234		1-3 K	2-0 F9		1-3 K				2-2 G6-3	4	0	0	0	0	2	1						
61 Bronson Arroyo, R ERA: 7.62 Chad Mottier, R ERA: 2.16 Mike Gostling, L ERA: 2.03 Victor Santos, R ERA: 2.03 40 Jon Coutangus, L ERA: 2.03 56 Todd Coffey, R ERA: 0.5		1-0 F8		1-3 K2-3			0-3 K		1-2 2 E 1B	2	0	0	0	0	1	0						
Inning Stats	R: 1 E: 0 K: 1 S: 12	H: 1 LOB: 3 BB: 2 P: 29	R: 0 E: 0 K: 1 S: 8	H: 1 LOB: 0 BB: 0 P: 11	R: 2 E: 0 K: 1 S: 14	H: 3 LOB: 1 BB: 0 P: 25	R: 0 E: 0 K: 2 S: 7	H: 0 LOB: 0 BB: 0 P: 11	R: 1 E: 0 K: 2 S: 9	H: 1 LOB: 0 BB: 0 P: 12	R: 0 E: 0 K: 3 S: 9	H: 0 LOB: 0 BB: 0 P: 11	R: 0 E: 0 K: 1 S: 7	H: 0 LOB: 0 BB: 0 P: 11	R: 0 E: 0 K: 2 S: 10	H: 1 LOB: 1 BB: 0 P: 16	R: 0 E: 1 K: 0 S: 14	H: 1 LOB: 2 BB: 0 P: 17	1B: 6 2B: 0 3B: 0 HR: 2	SF: 0 SAC: 0 DP: 0 HBP: 1	WP: 1 PB: 0 SB: 1 CS: 0	PA: 39
PITCHER	IP WLS BF H R ER SO BB IBB HBP BLK WP HR S P ERA WHIP	IP WLS BF H R ER SO BB IBB HBP BLK WP HR S P ERA WHIP																				
33 Kevin Millwood, R ERA: 7.62	1.0	H	3	0	0	0	1	0	0	0	0	0	0	0	0	7	11	0.00	0.000			
36 C.J. Wilson, L ERA: 2.16	1.0	H	4	1	0	0	2	0	0	0	0	0	0	0	0	10	16	0.00	1.000			
40 Akinori Otsuka, R ERA: 2.03	1.0	H	4	1	0	0	0	0	0	0	0	0	0	0	0	14	17	0.00	1.000			

Texas Rangers @ Cincinnati Reds
Great American Ball Park, Cincinnati, OH
Sun Jun 17 2007, 1:15 PM EDT
Att: 31,162 - Partly Cloudy - 89 F


AB 36
R 4
H 8
RBI 4
BB 2
SO 13
LOB 16



Batter	1	2	3	4	5	6	7	8	9	AB	R	H	RBI	BB	SO	LOB	TOP										
30 Norris Hopper, R OBP: 0.313, SLG: 0.355	F9		G6-4-3			F9		G4-3		4	0	0	0	0	0	2	Cincinnati Reds @ Oakland Athletics McAfee Coliseum, Oakland, CA Mon Jun 18 2007, 10:05 PM EDT Att: 16,466 - Clear - 71 F										
Scott Hatteberg, L OBP: 0.377, SLG: 0.464	G3		G4-3			1B		G5-3		4	0	1	0	0	0	1											
Ken Griffey Jr., L OBP: 0.385, SLG: 0.564	P6			G3		1B			P5	4	0	1	0	0	0	0											
4 Brandon Phillips, R OBP: 0.330, SLG: 0.470		G4-3		K					1B	4	0	1	0	0	2	2											
Adam Dunn, L OBP: 0.399, SLG: 0.565	F8			P6					K	4	0	0	0	0	2	1											
28 Edwin Encarnación, R OBP: 0.342, SLG: 0.384	1B					K			F9	4	0	2	0	0	1	1											
33 Josh Hamilton, L OBP: 0.339, SLG: 0.484	K					G3-1				3	0	0	0	0	1	2											
2 Alex Gonzalez, R OBP: 0.307, SLG: 0.482			G6-4-3		G4-3			G4-3		3	1	2	0	0	0	0											
26 David Ross, R OBP: 0.247, SLG: 0.372						G5-3		P5		3	0	1	0	0	0	1											
Inning Stats	R: 0 E: 0 K: 0 S: 6	H: 0 LOB: 0 BB: 0 P: 6	R: 0 E: 0 K: 1 S: 10	H: 1 LOB: 1 BB: 0 P: 13	R: 1 E: 0 K: 0 S: 10	H: 2 LOB: 0 BB: 0 P: 16	R: 0 E: 0 K: 1 S: 6	H: 0 LOB: 0 BB: 0 P: 7	R: 0 E: 0 K: 0 S: 9	H: 1 LOB: 0 BB: 0 P: 11	R: 0 E: 0 K: 1 S: 15	H: 2 LOB: 2 BB: 0 P: 22	R: 0 E: 0 K: 2 S: 12	H: 0 LOB: 0 BB: 0 P: 17	R: 0 E: 0 K: 0 S: 9	H: 1 LOB: 1 BB: 0 P: 14	R: 0 E: 0 K: 1 S: 9	H: 1 LOB: 1 BB: 0 P: 14	1B: 8 2B: 0 3B: 0 HR: 0	SF: 0 SAC: 0 DP: 2 HBP: 0	WP: 1 PB: 0 SB: 0 CS: 0	PA: 33					
PITCHER	IP	WLS	BF	H	R	ER	SO	BB	IBB	HBP	BLK	WP	HR	S	P	ERA	WHIP										
Joe Blanton, R ERA: 3.43	(1, 1)	8.0	W	29	7	1	5	0	0	0	0	1	0	77	106	1.12	0.875										
Alan Embree, L ERA: 2.78	(9, 1)	1.0		4	1	0	1	0	0	0	0	0	0	9	14	0.00	1.000										

Batter	1	2	3	4	5	6	7	8	9	AB	R	H	RBI	BB	SO	LOB	BOTTOM										
6 Travis Buck, L OBP: 0.381, SLG: 0.503	G6-3					F7		K		4	2	1	0	1	1	0	Cincinnati Reds @ Oakland Athletics McAfee Coliseum, Oakland, CA Mon Jun 18 2007, 10:05 PM EDT Att: 16,466 - Clear - 71 F										
21 Mark Kotsay, L OBP: 0.304, SLG: 0.344	F7		G3			G1-3		P5		5	1	1	0	0	0	1											
Nick Swisher, S OBP: 0.420, SLG: 0.493	1B									4	0	3	1	0	0	2											
3 Eric Chavez, L OBP: 0.312, SLG: 0.466	1B									2	0	0	1	1	1	2											
32 Jack Cust, L OBP: 0.425, SLG: 0.578	K									3	1	1	0	1	2	4											
14 Mark Ellis, R OBP: 0.339, SLG: 0.419	E6									4	1	2	3	0	0	3											
29 Dan Johnson, L OBP: 0.369, SLG: 0.427	G4-3									4	0	1	0	0	1	5											
7 Bobby Crosby, R OBP: 0.291, SLG: 0.360	K									3	0	0	0	1	1	1											
Jason Kendall, R OBP: 0.263, SLG: 0.269	P2									4	1	1	0	0	0	2											
Inning Stats	R: 1 E: 1 K: 1 S: 12	H: 2 LOB: 3 BB: 1 P: 21	R: 0 E: 0 K: 1 S: 6	H: 0 LOB: 0 BB: 0 P: 11	R: 0 E: 0 K: 2 S: 12	H: 1 LOB: 1 BB: 0 P: 17	R: 0 E: 0 K: 0 S: 7	H: 1 LOB: 0 BB: 0 P: 11	R: 5 E: 0 K: 0 S: 16	H: 4 LOB: 2 BB: 3 P: 37	R: 0 E: 0 K: 0 S: 8	H: 1 LOB: 1 BB: 0 P: 12	R: 0 E: 0 K: 1 S: 10	H: 1 LOB: 1 BB: 0 P: 14	R: 0 E: 0 K: 1 S: 5	H: 0 LOB: 0 BB: 0 P: 8	1B: 9 2B: 0 3B: 0 HR: 1	SF: 1 SAC: 0 DP: 1 HBP: 0	WP: 2 PB: 0 SB: 0 CS: 0	PA: 38							
PITCHER	IP	WLS	BF	H	R	ER	SO	BB	IBB	HBP	BLK	WP	HR	S	P	ERA	WHIP										
Kyle Lohse, R ERA: 4.56	(1, 1)	4.2	L	26	8	6	5	4	0	0	0	1	1	51	93	9.64	2.571										
53 Brad Salmon, R ERA: 3.96	(5, 1)	1.1		5	1	0	0	0	0	0	0	0	0	10	16	0.00	0.750										
Victor Santos, R ERA: 4.75	(7, 1)	2.0		7	1	0	0	2	0	0	0	1	0	15	22	0.00	0.500										

AB 33
R 1
H 8
RBI 0
BB 0
SO 6
LOB 10



AB 33
R 6
H 10
RBI 5
BB 4
SO 6
LOB 20



Batter	1	2	3	4	5	6	7	8	9	AB	R	H	RBI	BB	SO	LOB	TOP										
Scott Hatteberg, L (1, 10) OBP: 0.383, SLG: 0.467	G4-3	FC6-4 BB	F8				2B	IBB		3	0	1	0	2	0	1											
4 Brandon Phillips, R (1, 4) OBP: 0.325, SLG: 0.451	P3	FC6-4		F8			P4	K		5	0	0	0	0	1	6											
Ken Griffey Jr., L (1, 9) OBP: 0.389, SLG: 0.576	G3			G3-1			BB			4	1	2	1	1	0	0											
Adam Dunn, L (1, 7) 30 Norris Hopper, R (7, 7) OBP: 0.310, SLG: 0.351		BB	G3				K			3	1	0	0	1	2	2											
Jeff Conine, R (1, 3) OBP: 0.355, SLG: 0.465		BB					P4			5	1	1	0	0	2	1											
28 Edwin Encarnación, R (1, 5) OBP: 0.343, SLG: 0.382	F9	G1-3					1B			4	1	1	0	1	1	3											
33 Josh Hamilton, L (1, 8) OBP: 0.342, SLG: 0.485	SF7	1B					F7			4	1	2	0	0	1	1											
2 Alex Gonzalez, R (1, 6) OBP: 0.306, SLG: 0.478	WP	BB		G6-3			K			4	0	1	2	0	1	3											
Javier Valentin, S (1, 2) 26 David Ross, R (8, 2) OBP: 0.247, SLG: 0.372	SF7	1B					G4-3			3	0	2	2	0	0	0											
Inning Stats	R: 0 E: 0 K: 0 S: 8	H: 0 LOB: 0 BB: 0 P: 15	R: 3 E: 0 K: 0 S: 17	H: 3 LOB: 2 BB: 2 P: 30	R: 1 E: 0 K: 1 S: 11	H: 1 LOB: 0 BB: 0 P: 20	R: 0 E: 0 K: 1 S: 9	H: 1 LOB: 1 BB: 0 P: 16	R: 0 E: 0 K: 1 S: 6	H: 0 LOB: 0 BB: 0 P: 9	R: 0 E: 0 K: 1 S: 9	H: 1 LOB: 2 BB: 1 P: 11	R: 0 E: 0 K: 1 S: 9	H: 1 LOB: 2 BB: 1 P: 17	R: 1 E: 0 K: 1 S: 11	H: 2 LOB: 2 BB: 2 P: 26	R: 0 E: 0 K: 3 S: 11	H: 1 LOB: 1 BB: 0 P: 15	1B: 7 2B: 2 3B: 0 HR: 1	SF: 1 SAC: 0 DP: 0 HBP: 0	WP: 2 PB: 0 SB: 0 CS: 0	PA: 42					
PITCHER	IP	WLS	BF	H	R	ER	SO	BB	IBB	HBP	BLK	WP	HR	S	P	ERA	WHIP										
57 Chad Gaudin, R (1, 1) ERA: 3.05	6.2	L	29	7	4	4	4	2	0	0	0	1	1	64	106	5.40	1.350										
Jay Marshall, L (7, 1) ERA: 5.13	0.1		2	0	0	0	1	1	0	0	0	0	0	5	12	0.00	3.000										
Colby Lewis, R (8, 1) ERA: 5.0	0.2		6	2	1	1	0	1	1	0	0	0	0	8	21	13.50	4.500										
44 Santiago Casilla, R (8, 1) ERA:	1.1		5	1	0	0	4	0	0	0	0	1	0	14	20	0.00	0.750										

Cincinnati Reds @ Oakland Athletics
McAfee Coliseum, Oakland, CA
Tue Jun 19 2007, 10:05 PM EDT
Att: 19,351 - Clear - 65 F

AB 36
R 5
H 10
RBI 5
BB 5
SO 9
LOB 18



Batter	1	2	3	4	5	6	7	8	9	AB	R	H	RBI	BB	SO	LOB	BOTTOM										
6 Travis Buck, L (1, 7) OBP: 0.379, SLG: 0.494	G6-3		G4-6-3					G1-3		3	1	0	0	1	0	1											
21 Mark Kotsay, L (1, 8) OBP: 0.315, SLG: 0.358	G5-3			G6-3						3	0	1	1	1	0	0											
Nick Swisher, S (1, 9) OBP: 0.418, SLG: 0.487	G3-1									3	0	0	0	1	1	2											
3 Eric Chavez, L (1, 5) OBP: 0.308, SLG: 0.459			K							4	0	0	0	0	2	2											
32 Jack Cust, L (1, 10) OBP: 0.413, SLG: 0.558	G4-3			L4						4	0	0	0	0	1	1											
14 Mark Ellis, R (1, 4) OBP: 0.345, SLG: 0.422										3	0	2	0	1	0	0											
29 Dan Johnson, L (1, 3) OBP: 0.367, SLG: 0.420										3	0	0	0	1	0	2											
7 Bobby Crosby, R (1, 6) OBP: 0.290, SLG: 0.356										3	0	0	0	1	1	3											
8 Kurt Suzuki, R (1, 2) OBP: 0.444, SLG: 0.889										3	1	1	1	0	0	1											
Inning Stats	R: 0 E: 0 K: 0 S: 6	H: 0 LOB: 0 BB: 0 P: 9	R: 0 E: 0 K: 1 S: 8	H: 0 LOB: 1 BB: 1 P: 13	R: 0 E: 0 K: 0 S: 6	H: 0 LOB: 0 BB: 1 P: 13	R: 0 E: 0 K: 1 S: 8	H: 0 LOB: 1 BB: 1 P: 12	R: 0 E: 0 K: 0 S: 5	H: 1 LOB: 0 BB: 0 P: 6	R: 1 E: 0 K: 0 S: 16	H: 1 LOB: 1 BB: 1 P: 28	R: 0 E: 0 K: 1 S: 7	H: 0 LOB: 0 BB: 0 P: 12	R: 1 E: 0 K: 1 S: 12	H: 1 LOB: 1 BB: 1 P: 23	R: 0 E: 0 K: 1 S: 10	H: 1 LOB: 2 BB: 1 P: 15	1B: 2 2B: 1 3B: 0 HR: 1	SF: 0 SAC: 0 DP: 2 HBP: 0	WP: 0 PB: 0 SB: 0 CS: 0	PA: 35					
PITCHER	IP	WLS	BF	H	R	ER	SO	BB	IBB	HBP	BLK	WP	HR	S	P	ERA	WHIP										
34 Homer Bailey, R (1, 1) ERA: 4.0	7.0		25	2	1	1	3	4	0	0	0	0	0	56	93	1.29	0.857										
56 Todd Coffey, R (8, 1) ERA: 4.97	0.1		2	1	1	1	0	0	0	0	0	0	1	4	6	27.00	3.000										
40 Jon Coutlangus, L (8, 1) ERA: 4.88	0.1	H	2	0	0	0	0	1	0	0	0	0	0	4	10	0.00	3.000										
25 David Weathers, R (8, 1) ERA: 3.34	1.1	S	6	1	0	0	2	1	0	0	0	0	0	14	22	0.00	1.500										

Cincinnati Reds @ Oakland Athletics
McAfee Coliseum, Oakland, CA
Tue Jun 19 2007, 10:05 PM EDT
Att: 19,351 - Clear - 65 F

AB 29
R 2
H 4
RBI 2
BB 6
SO 5
LOB 12



Batter	1	2	3	4	5	6	7	8	9	AB	R	H	RBI	BB	SO	LOB	TOP										
Scott Hatteberg, L (1, 3) OBP: 0.377, SLG: 0.459 Jeff Conine, R (8, PH) OBP: 0.352, SLG: 0.461	G6-3		G6-3		F7		CS	F9		3	0	0	0	0	0	1	<p>Cincinnati Reds @ Oakland Athletics</p> <p>McAfee Coliseum, Oakland, CA</p> <p>Wed Jun 20 2007, 3:35 PM EDT</p> <p>Att: 25,872 - Sunny - 65 F</p>										
4 Brandon Phillips, R (1, 4) OBP: 0.321, SLG: 0.455	K		G3		K			G5-3		4	0	0	0	0	2	1											
Ken Griffey Jr., L (1, 10) OBP: 0.384, SLG: 0.566	K				F8			K		4	0	0	0	0	2	0											
Adam Dunn, L (1, 7) OBP: 0.360, SLG: 0.567		P4							G6-3	3	1	1	1	1	0	0											
28 Edwin Encarnación, R (1, 5) OBP: 0.346, SLG: 0.384		G5-3			HR				K	4	1	2	0	0	2	1											
33 Josh Hamilton, L (1, 8) OBP: 0.347, SLG: 0.503 9 Juan Castro, R (9, PH) OBP: 0.193, SLG: 0.231									K	2	1	1	2	1	0	1											
2 Alex Gonzalez, R (1, 6) OBP: 0.302, SLG: 0.472									K	1	0	0	0	0	1	0											
26 David Ross, R (1, 2) OBP: 0.249, SLG: 0.371										3	0	1	0	0	1	0											
30 Norris Hopper, R (1, 9) OBP: 0.311, SLG: 0.351										3	0	1	0	0	0	1											
Inning Stats	R: 0 E: 0 K: 2 S: 11	H: 0 LOB: 0 BB: 0 P: 20	R: 0 E: 0 K: 0 S: 9	H: 1 LOB: 1 BB: 1 P: 18	R: 0 E: 0 K: 0 S: 8	H: 1 LOB: 1 BB: 0 P: 15	R: 3 E: 0 K: 1 S: 15	H: 3 LOB: 0 BB: 0 P: 23	R: 0 E: 0 K: 1 S: 7	H: 0 LOB: 1 BB: 0 P: 9	R: 0 E: 0 K: 1 S: 11	H: 0 LOB: 1 BB: 0 P: 19	R: 0 E: 0 K: 0 S: 8	H: 1 LOB: 0 BB: 0 P: 13	R: 0 E: 0 K: 1 S: 5	H: 0 LOB: 0 BB: 0 P: 5		R: 0 E: 0 K: 2 S: 8	H: 0 LOB: 0 BB: 0 P: 14	1B: 4 2B: 0 3B: 0 HR: 2	SF: 0 SAC: 0 DP: 1 HBP: 0	WP: 0 PB: 0 SB: 1 CS: 1	PA: 34				
PITCHER	IP	WLS	BF	H	R	ER	SO	BB	IBB	HBP	BLK	WP	HR	S	P	ERA	WHIP										
Dan Haren, R (1, 1) ERA: 1.78	7.0	W	27	6	3	3	5	2	0	0	0	0	2	69	117	3.86	1.143										
Alan Embree, L (8, 1) ERA: 2.62	2.0	S	6	0	0	0	3	0	0	0	0	0	0	13	19	0.00	0.000										

AB	31
R	3
H	6
RBI	3
BB	2
SO	8
LOB	7



Batter	1	2	3	4	5	6	7	8	9	AB	R	H	RBI	BB	SO	LOB	BOTTOM										
14 Mark Ellis, R (1, 4) OBP: 0.347, SLG: 0.421	G4-3									3	1	1	0	1	1	0	<p>Cincinnati Reds @ Oakland Athletics</p> <p>McAfee Coliseum, Oakland, CA</p> <p>Wed Jun 20 2007, 3:35 PM EDT</p> <p>Att: 25,872 - Sunny - 65 F</p>										
21 Mark Kotsay, L (1, 8) OBP: 0.336, SLG: 0.400										3	0	2	0	1	0	1											
Nick Swisher, S (1, 3) OBP: 0.422, SLG: 0.487										2	0	1	1	2	0	1											
3 Eric Chavez, L (1, 5) OBP: 0.303, SLG: 0.454 Marco Scutaro, R (9, 5) OBP: 0.292, SLG: 0.381										3	1	0	1	0	0	2											
Milton Bradley, S (1, 9) OBP: 0.373, SLG: 0.446										0	0	0	0	0	0	0											
32 Jack Cust, L (1, 10) OBP: 0.416, SLG: 0.577										3	0	0	0	1	1	5											
Shannon Stewart, R (1, 7) OBP: 0.350, SLG: 0.345										3	0	0	0	1	1	5											
7 Bobby Crosby, R (1, 6) OBP: 0.289, SLG: 0.354										4	1	1	0	0	0	0											
Jason Kendall, R (1, 2) OBP: 0.259, SLG: 0.264										4	0	0	0	0	0	1											
Inning Stats	R: 0 E: 0 K: 0 S: 15	H: 1 LOB: 2 BB: 1 P: 25	R: 0 E: 0 K: 0 S: 7	H: 0 LOB: 0 BB: 0 P: 11	R: 0 E: 0 K: 0 S: 8	H: 0 LOB: 1 BB: 1 P: 15	R: 2 E: 1 K: 0 S: 14	H: 1 LOB: 0 BB: 0 P: 20	R: 0 E: 0 K: 1 S: 10	H: 2 LOB: 2 BB: 0 P: 15	R: 0 E: 0 K: 0 S: 6	H: 0 LOB: 1 BB: 2 P: 18	R: 2 E: 0 K: 1 S: 16	H: 2 LOB: 2 BB: 2 P: 30	R: 1 E: 0 K: 0 S: 7	H: 1 LOB: 0 BB: 0 P: 13		1B: 3 2B: 2 3B: 0 HR: 2	SF: 1 SAC: 0 DP: 1 HBP: 0	WP: 1 PB: 0 SB: 0 CS: 0	PA: 36						
PITCHER	IP	WLS	BF	H	R	ER	SO	BB	IBB	HBP	BLK	WP	HR	S	P	ERA	WHIP										
31 Matt Belisle, R (1, 1) ERA: 4.73	6.0	L	25	4	2	1	1	4	0	0	0	0	1	60	104	1.50	1.333										
59 Marcus McBeth, R (7, 1) ERA: 5.69	0.1	L	3	2	2	2	0	0	0	0	0	0	0	7	13	54.00	6.000										
40 Jon Coutlangus, L (7, 1) ERA: 4.68	1.0	B	5	0	0	0	1	2	0	0	0	1	0	10	19	0.00	2.000										
53 Brad Salmon, R (8, 1) ERA: 4.3	0.2		3	1	1	1	0	0	0	0	0	0	1	6	11	13.50	1.500										

AB	29
R	5
H	7
RBI	5
BB	6
SO	2
LOB	12



Batter	1	2	3	4	5	6	7	8	9	AB	R	H	RBI	BB	SO	LOB	TOP					
30 Norris Hopper, R OBP: 0.312, SLG: 0.350	F8	E	G4-3		F9	G3-1		HBP		6	1	2	0	0	0	0						
4 Brandon Phillips, R OBP: 0.330, SLG: 0.479	1B	SF9	HR		BB	HR		K		4	3	3	3	1	1	1						
Ken Griffey Jr., L OBP: 0.360, SLG: 0.558 Scott Hatteberg, L OBP: 0.380, SLG: 0.459	HBP	FC3-6	K		K	K		HBP		5	1	1	0	0	3	2						
Jeff Conine, R OBP: 0.351, SLG: 0.455	SF9	BB		P4		2B	G5-3	K		4	1	1	1	1	1	2						
Adam Dunn, L OBP: 0.362, SLG: 0.568	2B	F7		K		2B		F9		5	2	2	1	1	1	2						
28 Edwin Encarnación, R OBP: 0.347, SLG: 0.381	2B	F7		F8		P6	CI	F8		4	1	1	0	1	0	3						
2 Alex Gonzalez, R OBP: 0.303, SLG: 0.473	2B		K	F8		HR	F7	F8		6	1	2	3	0	1	3						
33 Josh Hamilton, L OBP: 0.354, SLG: 0.520	K		HR		HR	HR	K			4	3	2	2	1	2	3						
26 David Ross, R OBP: 0.258, SLG: 0.409 Chad Moeller, R OBP: 0.195, SLG: 0.293	BB	BB	HR		P2	HR		K		4	3	2	5	1	1	0						
Inning Stats	R: 4 E: 0 K: 1 S: 28	H: 2 LOB: 1 BB: 2 P: 41	R: 2 E: 1 K: 0 S: 10	H: 2 LOB: 2 BB: 2 P: 18	R: 3 E: 0 K: 2 S: 20	H: 2 LOB: 0 BB: 1 P: 31	R: 0 E: 0 K: 1 S: 12	H: 1 LOB: 1 BB: 0 P: 20	R: 1 E: 0 K: 1 S: 14	H: 1 LOB: 1 BB: 1 P: 26	R: 6 E: 0 K: 1 S: 18	H: 6 LOB: 0 BB: 0 P: 27	R: 0 E: 1 K: 1 S: 11	H: 1 LOB: 2 BB: 0 P: 15	R: 0 E: 0 K: 3 S: 12	H: 1 LOB: 2 BB: 0 P: 20	R: 0 E: 0 K: 0 S: 4	H: 0 LOB: 0 BB: 0 P: 6	1B: 9 2B: 2 3B: 0 HR: 5	SF: 1 SAC: 0 DP: 0 HBP: 2	WP: 1 PB: 0 CS: 0	PA: 52
PITCHER	IP	WLS	BF	H	R	ER	SO	BB	IBB	HBP	BLK	WP	HR	S	P	ERA	WHIP					
31 Ryan Feierabend, L ERA: 8.2	2.2	L	20	6	9	9	2	5	0	1	0	1	2	54	84	30.38	4.125					
Jason Davis, R ERA: 5.87	3.0		18	8	7	7	3	1	0	0	0	0	3	44	74	21.00	3.000					
18 Ryan Rowland-Smith, L ERA: 5.87	1.1		6	1	0	0	2	0	0	0	0	0	0	15	20	0.00	0.750					
Sean Green, R ERA: 2.77	1.0		5	1	0	0	3	0	0	1	0	0	0	12	20	0.00	1.000					
59 Eric O'Flaherty, L ERA: 2.28	1.0		3	0	0	0	0	0	0	0	0	0	0	4	6	0.00	0.000					

Cincinnati Reds @ Seattle Mariners
Safeco Field, Seattle, WA
Fri Jun 22 2007, 7:05 PM PDT
Att: 46,340 - Cloudy - 66 F

AB 42
R 16
H 16
RBI 15
BB 6
SO 10
LOB 16



Batter	1	2	3	4	5	6	7	8	9	AB	R	H	RBI	BB	SO	LOB	BOTTOM					
51 Ichiro Suzuki, L OBP: 0.410, SLG: 0.466 Jason Ellison, R OBP: 0.172, SLG: 0.143	K			WP	P6			F9		3	0	1	0	0	1	2						
29 Adrian Beltré, R OBP: 0.310, SLG: 0.459	F8			F9		P3		BB	DI	3	0	0	0	1	0	1						
Raul Ibanez, L OBP: 0.331, SLG: 0.427	K			K		G3-1		BB	BB	4	0	1	0	0	2	1						
Jose Guillen, R OBP: 0.325, SLG: 0.414			K	K2-3		K		K		4	0	0	0	0	4	3						
2 Kenji Johjima, R OBP: 0.342, SLG: 0.484 Jamie Burke, R OBP: 0.469, SLG: 0.512	G5-3				E	G5-3		F8		1	1	0	0	1	0	0						
Richie Sexson, R OBP: 0.290, SLG: 0.404 Ben Broussard, L OBP: 0.329, SLG: 0.416	K			G5-3		G5-3		F7		2	0	0	0	0	1	1						
Jose Vidro, S OBP: 0.345, SLG: 0.362					G6-3			P4		2	0	1	0	1	0	0						
7 Yuniesky Betancourt, R OBP: 0.318, SLG: 0.408					G6-3			L5		3	0	0	0	0	0	3						
16 Willie Bloomquist, R OBP: 0.288, SLG: 0.307					L9			G6-3		3	0	0	1	0	0	2						
Inning Stats	R: 0 E: 0 K: 2 S: 10	H: 0 LOB: 0 BB: 0 P: 12	R: 0 E: 0 K: 2 S: 8	H: 0 LOB: 0 BB: 0 P: 14	R: 0 E: 0 K: 0 S: 4	H: 1 LOB: 0 BB: 0 P: 6	R: 0 E: 0 K: 2 S: 10	H: 1 LOB: 1 BB: 0 P: 14	R: 1 E: 0 K: 0 S: 15	H: 0 LOB: 2 BB: 2 P: 25	R: 0 E: 0 K: 1 S: 9	H: 0 LOB: 0 BB: 0 P: 13	R: 0 E: 0 K: 0 S: 9	H: 0 LOB: 0 BB: 0 P: 11	R: 0 E: 0 K: 0 S: 7	H: 0 LOB: 0 BB: 0 P: 9	R: 0 E: 0 K: 1 S: 10	H: 1 LOB: 2 BB: 2 P: 21	1B: 3 2B: 0 3B: 0 HR: 0	SF: 0 SAC: 0 DP: 2 HBP: 0	WP: 1 PB: 0 CS: 0	PA: 33
PITCHER	IP	WLS	BF	H	R	ER	SO	BB	IBB	HBP	BLK	WP	HR	S	P	ERA	WHIP					
39 Aaron Harang, R ERA: 3.59	8.0	W	28	2	1	0	7	2	0	0	0	0	0	10	21	0.00	0.500					
Mike Cosing, L ERA: 3.59	1.0		5	1	0	0	1	2	0	0	0	0	0	10	21	0.00	3.000					

Cincinnati Reds @ Seattle Mariners
Safeco Field, Seattle, WA
Fri Jun 22 2007, 7:05 PM PDT
Att: 46,340 - Cloudy - 66 F

AB 29
R 1
H 3
RBI 1
BB 4
SO 8
LOB 16



Batter	1	2	3	4	5	6	7	8	9	AB	R	H	RBI	BB	SO	LOB	TOP				
30 Norris Hopper, R OBP: 0.301, SLG: 0.336	B1-3		G5-3		L3			L3		4	0	0	0	0	0	2					
4 Brandon Phillips, R OBP: 0.329, SLG: 0.486	F9		P4			G6-3		HR		4	1	1	1	0	0	0					
Ken Griffey Jr., L OBP: 0.378, SLG: 0.553	K		F7			G5-4-3 1B		K		4	0	1	0	0	2	0					
Jeff Conine, R OBP: 0.342, SLG: 0.441		K		G5-3		G5-4-3		F9		4	0	0	0	0	1	1					
Adam Dunn, L OBP: 0.364, SLG: 0.565		2B BB		K				P5		3	0	1	0	1	1	0					
2 Alex Gonzalez, R OBP: 0.302, SLG: 0.469		1B		F8				L7		4	0	1	0	0	0	1					
33 Josh Hamilton, L OBP: 0.359, SLG: 0.520		26 BB				G3-1				2	0	1	0	1	0	0					
26 David Ross, R OBP: 0.265, SLG: 0.410								F9		2	0	1	0	1	0	1					
9 Juan Castro, R OBP: 0.198, SLG: 0.235			F9					K		3	0	1	0	0	1	3					
Inning Stats	R: 0 E: 0 K: 1 S: 7	H: 0 LOB: 0 BB: 0 P: 11	R: 0 E: 0 K: 1 S: 12	H: 1 LOB: 3 BB: 3 P: 30	R: 0 E: 0 K: 0 S: 5	H: 0 LOB: 0 BB: 0 P: 8	R: 0 E: 0 K: 1 S: 8	H: 0 LOB: 0 BB: 0 P: 11	R: 0 E: 0 K: 0 S: 3	H: 1 LOB: 0 BB: 0 P: 5	R: 0 E: 0 K: 0 S: 8	H: 2 LOB: 1 BB: 0 P: 10	R: 1 E: 0 K: 2 S: 13	H: 1 LOB: 0 BB: 0 P: 18	R: 0 E: 0 K: 0 S: 7	H: 0 LOB: 0 BB: 0 P: 11	1B: 6 2B: 1 3B: 0 HR: 1	SF: 0 SAC: 0 DP: 3 HBP: 0	WP: 0 PB: 0 SB: 0 CS: 0	PA: 33	
PITCHER	IP	WLS	BF	H	R	ER	SO	BB	IBB	HBP	BLK	WP	HR	S	P	ERA	WHIP				
56 Jarrod Washburn, L ERA: 4.09	8.0	W	30	7	1	1	5	3	0	0	0	0	1	64	107	1.12	1.250				
35 Brandon Morrow, R ERA: 3.38	1.0		3	0	0	0	0	0	0	0	0	0	0	7	11	0.00	0.000				

Cincinnati Reds @ Seattle Mariners
Safeco Field, Seattle, WA
Sat Jun 23 2007, 7:05 PM PDT
Att: 45,939 - Partly Cloudy - 66 F

AB	30
R	1
H	7
RBI	1
BB	3
SO	5
LOB	8



Batter	1	2	3	4	5	6	7	8	9	AB	R	H	RBI	BB	SO	LOB	BOTTOM				
51 Ichiro Suzuki, L OBP: 0.414, SLG: 0.468	HR BB 4 BB	F7								3	1	2	0	1	0	0					
4 Jose Lopez, R OBP: 0.323, SLG: 0.416	BB HR BB		1B G4-6-3 2B		L7		P3			3	2	1	0	1	0	2					
Jose Vidro, S OBP: 0.351, SLG: 0.366	HR BB		G4-6-3 1B		F8		1B			3	1	2	0	1	0	1					
Raul Ibanez, L OBP: 0.332, SLG: 0.440			G4-6-3		F9					2	1	1	4	0	0	1					
Jason Ellison, R OBP: 0.194, SLG: 0.167	HR						2 G6-3 1B			2	0	1	0	0	0	1					
2 Kenji Johjima, R OBP: 0.336, SLG: 0.475	P6		F9				F8			4	0	0	0	0	0	3					
29 Adrian Beltré, R OBP: 0.305, SLG: 0.451	G4-3				L8		G6-3			4	0	0	0	0	0	0					
Richie Sexson, R OBP: 0.297, SLG: 0.432	F9				HR		HR			3	3	2	2	0	0	0					
Ben Broussard, L OBP: 0.326, SLG: 0.444		F7			K					4	1	1	2	0	1	0					
16 Willie Bloomquist, R OBP: 0.288, SLG: 0.307							HR			0	0	0	0	0	0	0					
7 Yuniesky Betancourt, R OBP: 0.313, SLG: 0.402		P4			P3		K			4	0	0	0	0	1	0					
Inning Stats	R: 4 E: 0 K: 0 S: 19	H: 2 LOB: 0 BB: 2 P: 33	R: 0 E: 0 K: 0 S: 3	H: 0 LOB: 0 BB: 0 P: 3	R: 1 E: 0 K: 0 S: 8	H: 2 LOB: 0 BB: 0 P: 13	R: 1 E: 0 K: 1 S: 9	H: 1 LOB: 0 BB: 0 P: 11	R: 0 E: 0 K: 0 S: 8	H: 0 LOB: 1 BB: 1 P: 15	R: 2 E: 0 K: 1 S: 9	H: 1 LOB: 0 BB: 0 P: 16	R: 0 E: 0 K: 0 S: 15	H: 3 LOB: 2 BB: 0 P: 18	R: 1 E: 0 K: 0 S: 8	H: 1 LOB: 0 BB: 0 P: 11	1B: 5 2B: 1 3B: 0 HR: 4	SF: 0 SAC: 0 DP: 2 HBP: 1	WP: 0 PB: 0 SB: 0 CS: 0	PA: 36	
PITCHER	IP	WLS	BF	H	R	ER	SO	BB	IBB	HBP	BLK	WP	HR	S	P	ERA	WHIP				
Kyle Lohse, R ERA: 5.02	6.0	L	27	6	8	8	2	3	0	1	0	0	3	56	91	12.00	1.500				
53 Brad Salton, R ERA: 4.02	1.0		5	3	0	0	0	0	0	0	0	0	0	15	18	0.00	3.000				
25 David Weathers, R ERA: 3.5	1.0		4	1	1	1	0	0	0	0	0	0	1	8	11	9.00	1.000				

Cincinnati Reds @ Seattle Mariners
Safeco Field, Seattle, WA
Sat Jun 23 2007, 7:05 PM PDT
Att: 45,939 - Partly Cloudy - 66 F

AB	32
R	9
H	10
RBI	8
BB	3
SO	2
LOB	8



Batter	1	2	3	4	5	6	7	8	9	AB	R	H	RBI	BB	SO	LOB	TOP				
Scott Hatteberg, L (1,3) OBP: 0.376, SLG: 0.450	G3		FC3-6 BB		F8		P2		G4-3	4	0	0	0	1	0	0					
4 Brandon Phillips, R (1,4) OBP: 0.325, SLG: 0.480	K		FC3-6 1B		G4-3		F9			4	0	0	0	0	1	1					
Ken Griffey Jr., L (1,9) OBP: 0.384, SLG: 0.581	HR		1B		HR		K			4	2	3	2	0	1	0					
Adam Dunn, L (1,7) OBP: 0.363, SLG: 0.560	F8		K		G4-3				SH1-4 1B	4	0	1	0	0	1	2					
28 Edwin Encarnación, R (1,5) OBP: 0.347, SLG: 0.378	K		HBP		F8				SH1-4	2	0	0	0	0	1	0					
9 Juan Castro, R (6,5) OBP: 0.199, SLG: 0.235										0	0	0	0	0	0	0					
33 Josh Hamilton, L (1,8) OBP: 0.356, SLG: 0.511	F7		P4		1B		BB		K	3	0	0	0	1	1	4					
2 Alex Gonzalez, R (1,6) OBP: 0.301, SLG: 0.464	HBP				G1-3		F9		P3	3	0	0	0	0	0	2					
Javier Valentin, S (1,10) OBP: 0.317, SLG: 0.375	1B		P5		P5		1B		F9	4	0	2	0	0	0	0					
26 David Ross, R (1,2) OBP: 0.260, SLG: 0.403	K		L4		L4		G5-3		F9	3	0	0	0	0	1	4					
Jeff Conine, R (9,PH) OBP: 0.340, SLG: 0.438										1	0	0	0	0	0	0					
Inning Stats	R: 1 E: 0 K: 1 S: 10	H: 1 LOB: 0 BB: 0 P: 18	R: 0 E: 0 K: 2 S: 13	H: 1 LOB: 2 BB: 0 P: 17	R: 0 E: 0 K: 1 S: 15	H: 1 LOB: 3 BB: 1 P: 25	R: 0 E: 0 K: 0 S: 9	H: 0 LOB: 0 BB: 0 P: 14	R: 1 E: 0 K: 0 S: 5	H: 1 LOB: 0 BB: 0 P: 27	R: 0 E: 0 K: 1 S: 5	H: 0 LOB: 0 BB: 0 P: 8	R: 0 E: 0 K: 1 S: 8	H: 1 LOB: 1 BB: 0 P: 12	R: 0 E: 0 K: 0 S: 10	H: 0 LOB: 0 BB: 0 P: 16	1B: 4 2B: 0 3B: 0 HR: 2	SF: 0 SAC: 1 DP: 0 HBP: 2	WP: 0 PB: 0 SB: 0 CS: 0	PA: 37	
PITCHER	IP WLS BF H R ER SO BB IBB HBP BLK WP HR S P ERA WHIP	IP WLS BF H R ER SO BB IBB HBP BLK WP HR S P ERA WHIP	IP WLS BF H R ER SO BB IBB HBP BLK WP HR S P ERA WHIP	IP WLS BF H R ER SO BB IBB HBP BLK WP HR S P ERA WHIP	IP WLS BF H R ER SO BB IBB HBP BLK WP HR S P ERA WHIP	IP WLS BF H R ER SO BB IBB HBP BLK WP HR S P ERA WHIP	IP WLS BF H R ER SO BB IBB HBP BLK WP HR S P ERA WHIP	IP WLS BF H R ER SO BB IBB HBP BLK WP HR S P ERA WHIP	IP WLS BF H R ER SO BB IBB HBP BLK WP HR S P ERA WHIP	IP WLS BF H R ER SO BB IBB HBP BLK WP HR S P ERA WHIP	IP WLS BF H R ER SO BB IBB HBP BLK WP HR S P ERA WHIP	IP WLS BF H R ER SO BB IBB HBP BLK WP HR S P ERA WHIP	IP WLS BF H R ER SO BB IBB HBP BLK WP HR S P ERA WHIP	IP WLS BF H R ER SO BB IBB HBP BLK WP HR S P ERA WHIP	IP WLS BF H R ER SO BB IBB HBP BLK WP HR S P ERA WHIP	IP WLS BF H R ER SO BB IBB HBP BLK WP HR S P ERA WHIP	IP WLS BF H R ER SO BB IBB HBP BLK WP HR S P ERA WHIP	IP WLS BF H R ER SO BB IBB HBP BLK WP HR S P ERA WHIP	IP WLS BF H R ER SO BB IBB HBP BLK WP HR S P ERA WHIP	IP WLS BF H R ER SO BB IBB HBP BLK WP HR S P ERA WHIP	IP WLS BF H R ER SO BB IBB HBP BLK WP HR S P ERA WHIP

Cincinnati Reds @ Seattle Mariners
Safeco Field, Seattle, WA
Sun Jun 24 2007, 1:05 PM PDT
Att: 46,066 - Cloudy - 61 F

AB 32
R 2
H 6
RBI 2
BB 2
SO 6
LOB 13



Batter	1	2	3	4	5	6	7	8	9	AB	R	H	RBI	BB	SO	LOB	BOTTOM				
51 Ichiro Suzuki, L (1,8) OBP: 0.416, SLG: 0.470	1B		K			SH1-4 1B	SH1-4			3	0	2	0	0	1	1					
4 Jose Lopez, R (1,4) OBP: 0.322, SLG: 0.413	F7		CS		P5	SH1-3 2B	P2			4	1	1	0	0	0	3					
Jose Vidro, S (1,10) OBP: 0.354, SLG: 0.367	P5		1B		1B	SH1-3	IBB			2	0	1	0	1	0	1					
Richie Sexson, R (1,3) OBP: 0.292, SLG: 0.425	F9		F7		F7	FC5-2-5-1 2B	K			4	1	0	0	0	1	7					
Ben Broussard, L (1,9) OBP: 0.344, SLG: 0.464	HBP		HBP		1B	2B			K	3	0	2	2	0	1	0					
Jason Ellison, R (9,9) OBP: 0.194, SLG: 0.167					1B	2B				0	0	0	0	0	0	0					
29 Adrian Beltré, R (1,5) OBP: 0.300, SLG: 0.443	F9-3		G6-3		G6-3	P4	G6-3		G6-3	4	0	0	0	0	0	4					
7 Yuniesky Betancourt, R (1,6) OBP: 0.312, SLG: 0.403	P4				P3	SH 16 1B			F9	4	1	1	0	0	0	0					
Jamie Burke, R (1,2) OBP: 0.471, SLG: 0.511	K		K		16 CS	SH 51 SH1-4 16 1B				2	0	1	0	0	1	0					
16 Willie Bloomquist, R (1,7) OBP: 0.301, SLG: 0.321	1B		1B		K	51 SH1-4				3	0	2	1	0	1	1					
Inning Stats	R: 0 E: 0 K: 0 S: 13	H: 0 LOB: 0 BB: 0 P: 9	R: 0 E: 0 K: 0 S: 5	H: 0 LOB: 0 BB: 0 P: 9	R: 0 E: 0 K: 2 S: 11	H: 1 LOB: 0 BB: 0 P: 16	R: 0 E: 0 K: 0 S: 13	H: 2 LOB: 2 BB: 0 P: 19	R: 0 E: 0 K: 1 S: 9	H: 1 LOB: 0 BB: 0 P: 12	R: 2 E: 0 K: 0 S: 12	H: 3 LOB: 1 BB: 0 P: 18	R: 1 E: 0 K: 1 S: 10	H: 2 LOB: 3 BB: 1 P: 18	R: 0 E: 0 K: 1 S: 6	H: 0 LOB: 0 BB: 0 P: 9	1B: 8 2B: 3 3B: 0 HR: 0	SF: 0 SAC: 3 DP: 1 HBP: 1	WP: 0 PB: 0 SB: 0 CS: 2	PA: 35	
PITCHER	IP WLS BF H R ER SO BB IBB HBP BLK WP HR S P ERA WHIP	IP WLS BF H R ER SO BB IBB HBP BLK WP HR S P ERA WHIP	IP WLS BF H R ER SO BB IBB HBP BLK WP HR S P ERA WHIP	IP WLS BF H R ER SO BB IBB HBP BLK WP HR S P ERA WHIP	IP WLS BF H R ER SO BB IBB HBP BLK WP HR S P ERA WHIP	IP WLS BF H R ER SO BB IBB HBP BLK WP HR S P ERA WHIP	IP WLS BF H R ER SO BB IBB HBP BLK WP HR S P ERA WHIP	IP WLS BF H R ER SO BB IBB HBP BLK WP HR S P ERA WHIP	IP WLS BF H R ER SO BB IBB HBP BLK WP HR S P ERA WHIP	IP WLS BF H R ER SO BB IBB HBP BLK WP HR S P ERA WHIP	IP WLS BF H R ER SO BB IBB HBP BLK WP HR S P ERA WHIP	IP WLS BF H R ER SO BB IBB HBP BLK WP HR S P ERA WHIP	IP WLS BF H R ER SO BB IBB HBP BLK WP HR S P ERA WHIP	IP WLS BF H R ER SO BB IBB HBP BLK WP HR S P ERA WHIP	IP WLS BF H R ER SO BB IBB HBP BLK WP HR S P ERA WHIP	IP WLS BF H R ER SO BB IBB HBP BLK WP HR S P ERA WHIP	IP WLS BF H R ER SO BB IBB HBP BLK WP HR S P ERA WHIP	IP WLS BF H R ER SO BB IBB HBP BLK WP HR S P ERA WHIP	IP WLS BF H R ER SO BB IBB HBP BLK WP HR S P ERA WHIP	IP WLS BF H R ER SO BB IBB HBP BLK WP HR S P ERA WHIP	IP WLS BF H R ER SO BB IBB HBP BLK WP HR S P ERA WHIP

Cincinnati Reds @ Seattle Mariners
Safeco Field, Seattle, WA
Sun Jun 24 2007, 1:05 PM PDT
Att: 46,066 - Cloudy - 61 F

AB 29
R 3
H 10
RBI 3
BB 1
SO 5
LOB 17



Batter	1	2	3	4	5	6	7	8	9	AB	R	H	RBI	BB	SO	LOB	TOP								
Scott Hatteberg, L (1, 3) OBP: 0.377, SLG: 0.451										4	2	1	0	1	0	1	Cincinnati Reds @ Philadelphia Phillies Citizens Bank Park, Philadelphia, PA Tue Jun 26 2007, 7:05 PM EDT Att: 35,314 - Partly Cloudy - 91 F								
4 Brandon Phillips, R (1, 4) OBP: 0.354, SLG: 0.477										4	0	1	0	0	0	2									
Ken Griffey Jr., L (1, 9) OBP: 0.385, SLG: 0.586										3	0	2	1	0	0	2									
Adam Dunn, L (1, 7) OBP: 0.361, SLG: 0.569										3	1	1	2	0	0	1									
28 Edwin Encarnación, R (1, 5) OBP: 0.346, SLG: 0.376										4	0	1	0	0	0	3									
33 Josh Hamilton, L (1, 8) OBP: 0.359, SLG: 0.525										3	1	1	1	1	1	1									
2 Alex Gonzalez, R (1, 6) 53 Brad Salmon, L (8, 1)										4	0	0	0	0	1	4									
26 David Ross, R (1, 2) OBP: 0.255, SLG: 0.394										4	0	0	0	0	1	0									
34 Homer Bailey, R (1, 1) Mike Gosling, L (2, 1) 56 Todd Coffey, R (4, 1) 30 Norris Hopper, R (7, PH) Victor Santos, R (7, 1) 9 Juan Castro, R (8, 1) OBP: 0.195, SLG: 0.232										1	0	0	0	0	1	0									
Inning Stats	R: 1 E: 0 K: 0 S: 19	H: 2 LOB: 3 BB: 2 P: 33	R: 0 E: 0 K: 1 S: 8	H: 0 LOB: 0 BB: 1 P: 11	R: 0 E: 0 K: 0 S: 7	H: 1 LOB: 1 BB: 0 P: 10	R: 1 E: 0 K: 1 S: 8	H: 1 LOB: 0 BB: 0 P: 13	R: 2 E: 0 K: 0 S: 10	H: 2 LOB: 0 BB: 0 P: 14	R: 0 E: 0 K: 1 S: 11	H: 0 LOB: 0 BB: 0 P: 15	R: 0 E: 1 K: 0 S: 5	H: 0 LOB: 1 BB: 1 P: 13	R: 0 E: 0 K: 2 S: 12	H: 1 LOB: 1 BB: 0 P: 16		R: 0 E: 0 K: 0 S: 7	H: 0 LOB: 0 BB: 0 P: 12	1B: 3 2B: 2 3B: 0 HR: 2	SF: 2 SAC: 0 DP: 1 HBP: 0	WP: 0 PB: 0 SB: 0 CS: 0	PA: 37		
PITCHER	IP WLS BF H R ER SO BB IBB HBP BLK WP HR S P ERA WHIP	IP WLS BF H R ER SO BB IBB HBP BLK WP HR S P ERA WHIP	IP WLS BF H R ER SO BB IBB HBP BLK WP HR S P ERA WHIP	IP WLS BF H R ER SO BB IBB HBP BLK WP HR S P ERA WHIP	IP WLS BF H R ER SO BB IBB HBP BLK WP HR S P ERA WHIP	IP WLS BF H R ER SO BB IBB HBP BLK WP HR S P ERA WHIP	IP WLS BF H R ER SO BB IBB HBP BLK WP HR S P ERA WHIP	IP WLS BF H R ER SO BB IBB HBP BLK WP HR S P ERA WHIP	IP WLS BF H R ER SO BB IBB HBP BLK WP HR S P ERA WHIP	IP WLS BF H R ER SO BB IBB HBP BLK WP HR S P ERA WHIP	IP WLS BF H R ER SO BB IBB HBP BLK WP HR S P ERA WHIP	IP WLS BF H R ER SO BB IBB HBP BLK WP HR S P ERA WHIP	IP WLS BF H R ER SO BB IBB HBP BLK WP HR S P ERA WHIP	IP WLS BF H R ER SO BB IBB HBP BLK WP HR S P ERA WHIP	IP WLS BF H R ER SO BB IBB HBP BLK WP HR S P ERA WHIP	IP WLS BF H R ER SO BB IBB HBP BLK WP HR S P ERA WHIP	IP WLS BF H R ER SO BB IBB HBP BLK WP HR S P ERA WHIP	IP WLS BF H R ER SO BB IBB HBP BLK WP HR S P ERA WHIP	IP WLS BF H R ER SO BB IBB HBP BLK WP HR S P ERA WHIP	IP WLS BF H R ER SO BB IBB HBP BLK WP HR S P ERA WHIP	IP WLS BF H R ER SO BB IBB HBP BLK WP HR S P ERA WHIP	IP WLS BF H R ER SO BB IBB HBP BLK WP HR S P ERA WHIP	IP WLS BF H R ER SO BB IBB HBP BLK WP HR S P ERA WHIP	IP WLS BF H R ER SO BB IBB HBP BLK WP HR S P ERA WHIP	IP WLS BF H R ER SO BB IBB HBP BLK WP HR S P ERA WHIP

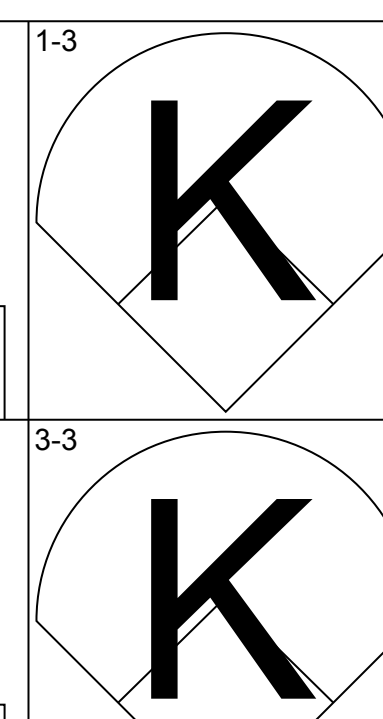
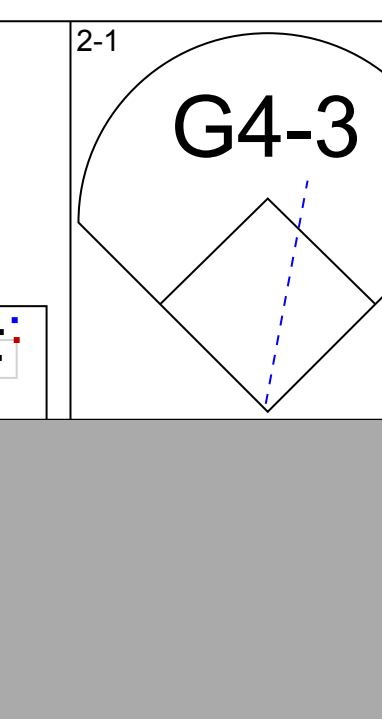
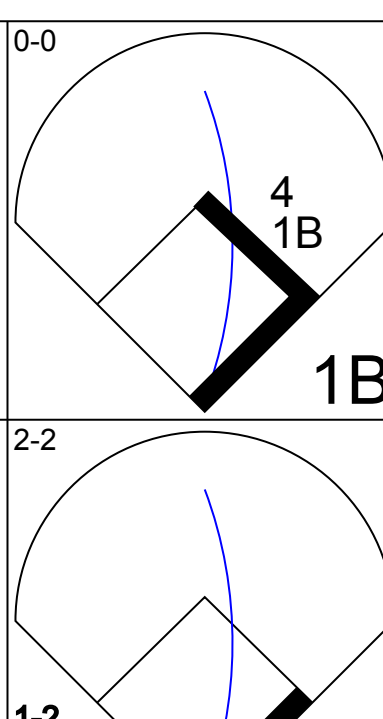
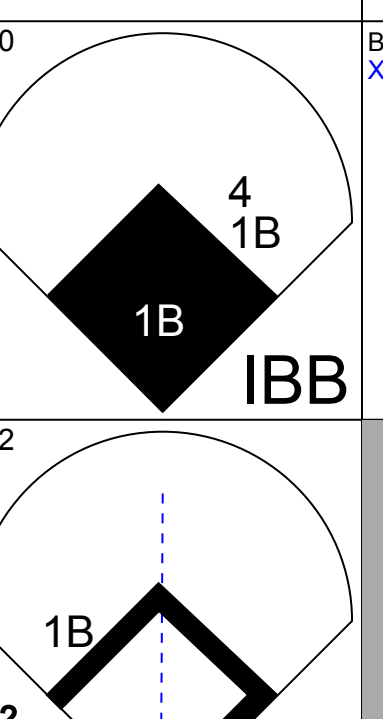
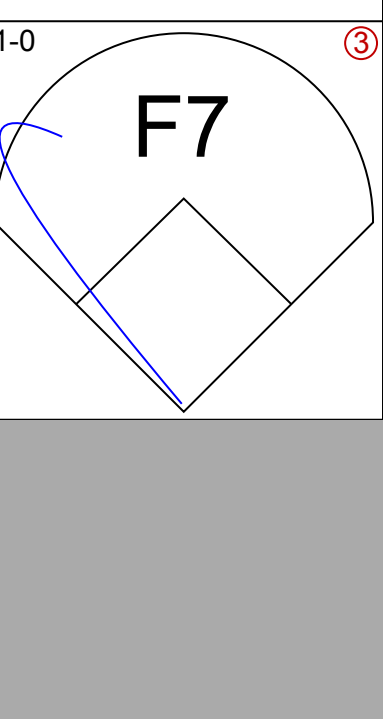
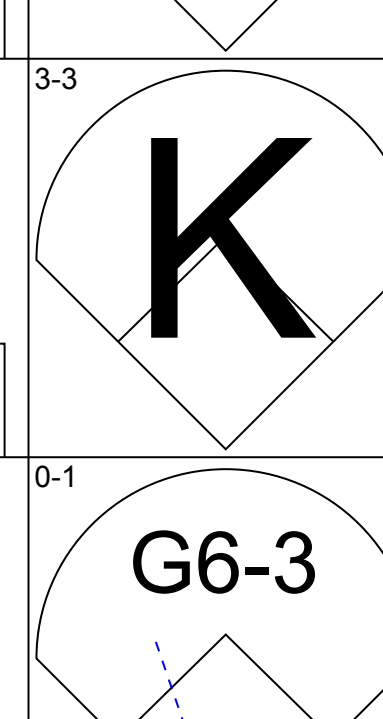
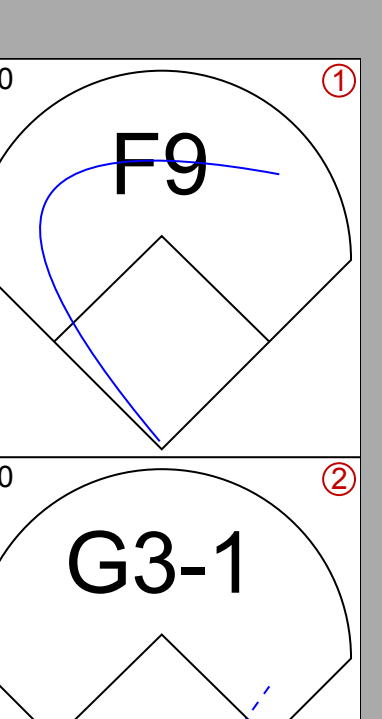
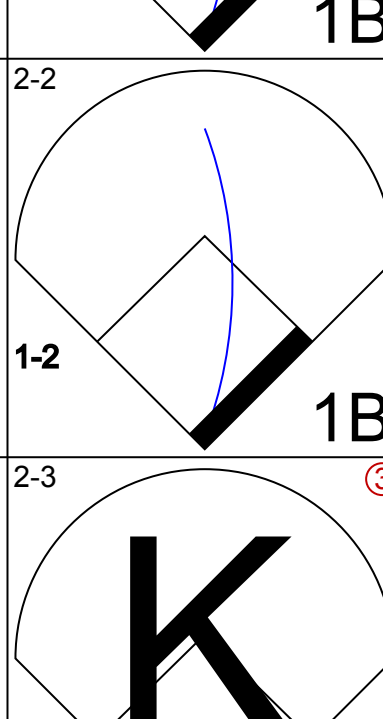
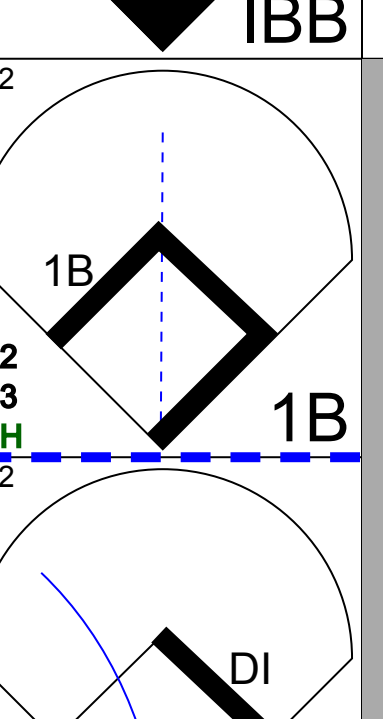
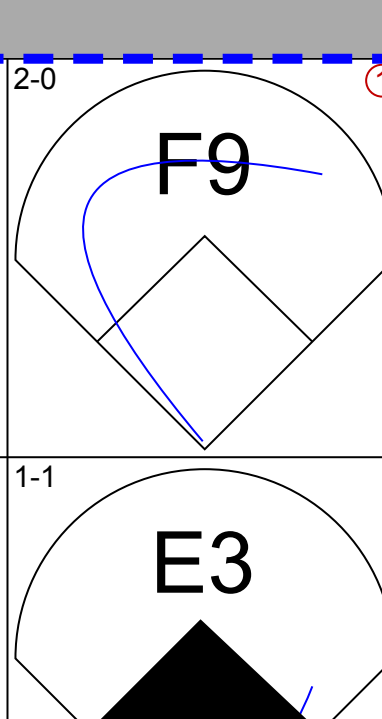
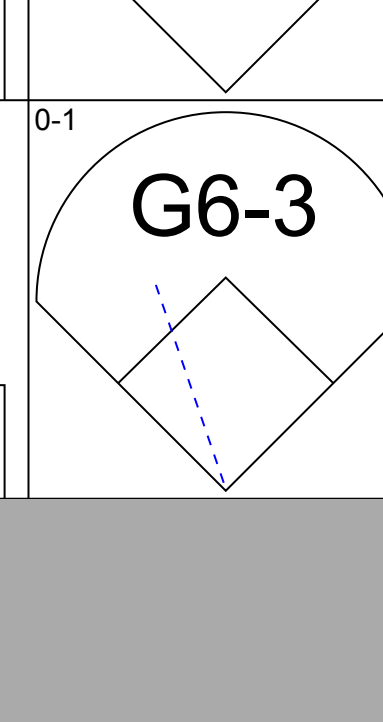
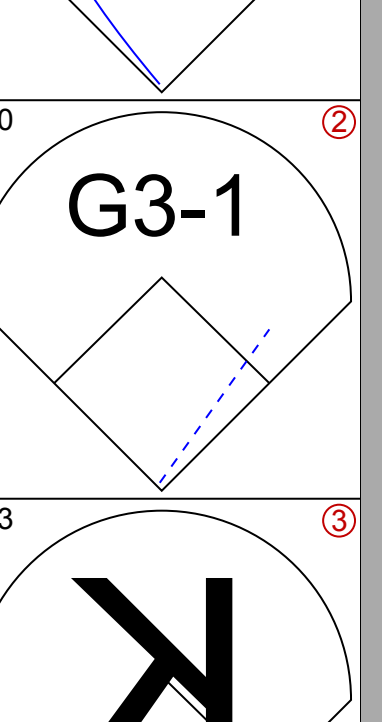
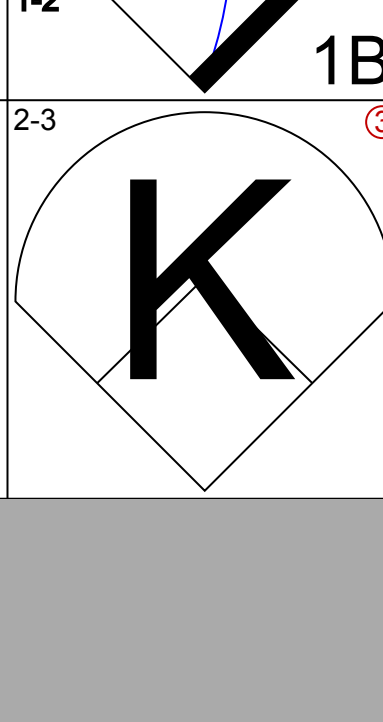
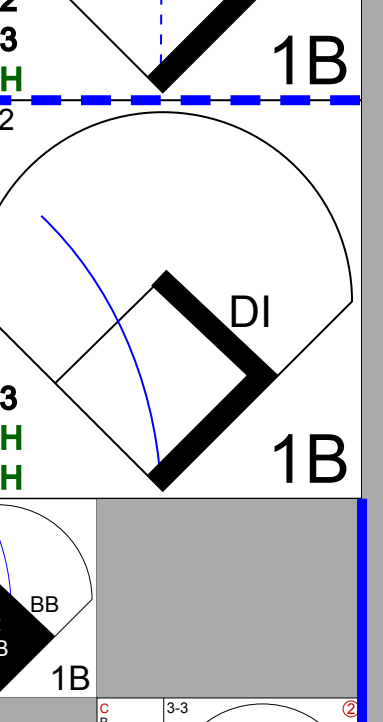
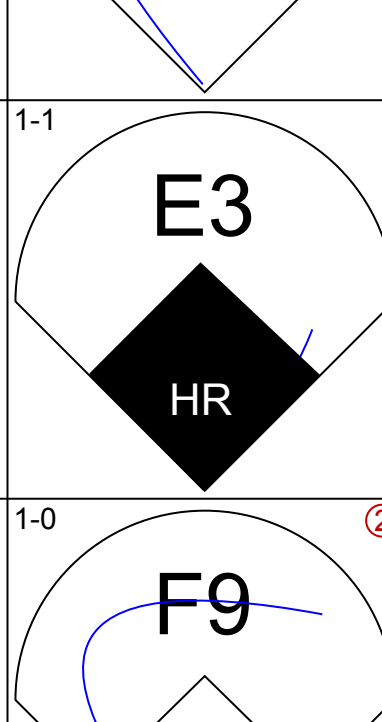
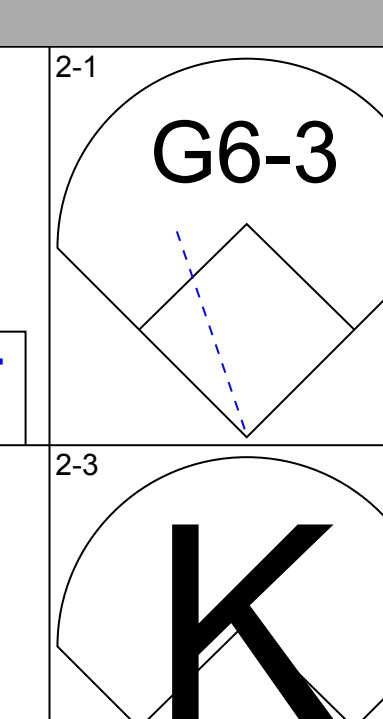
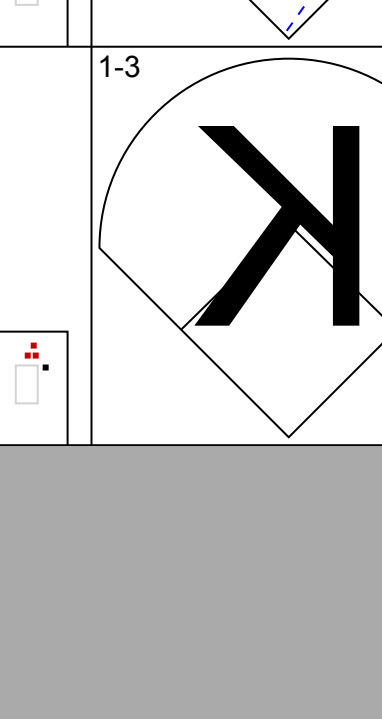
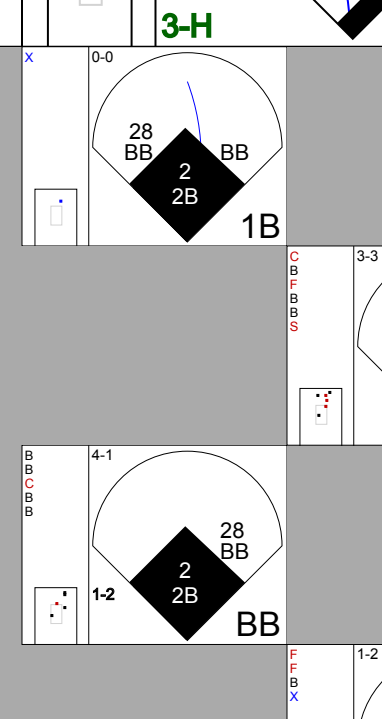
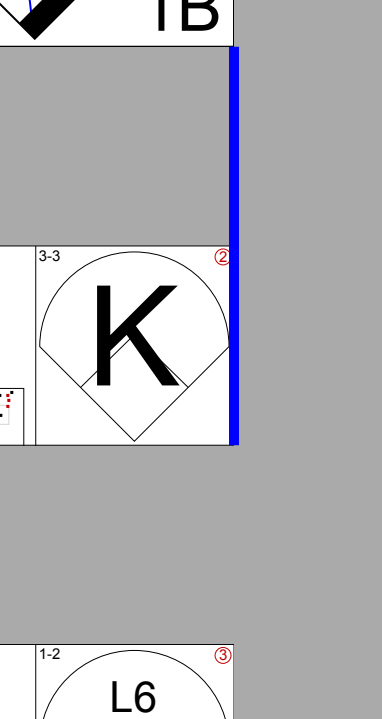
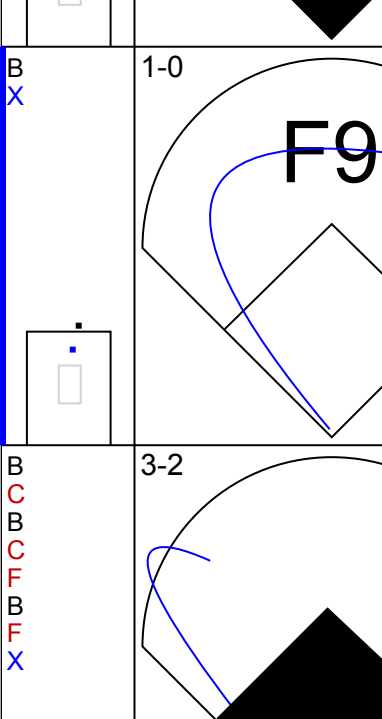
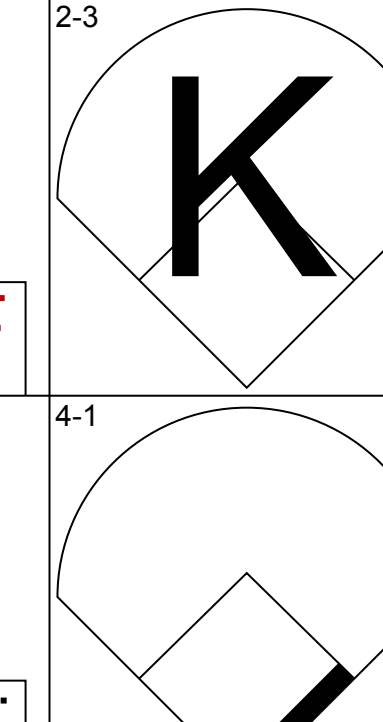
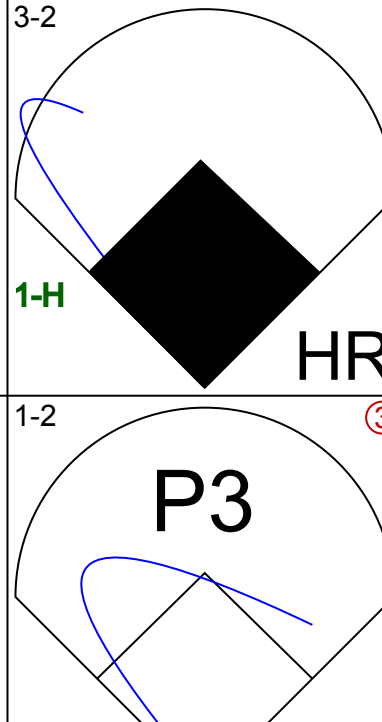
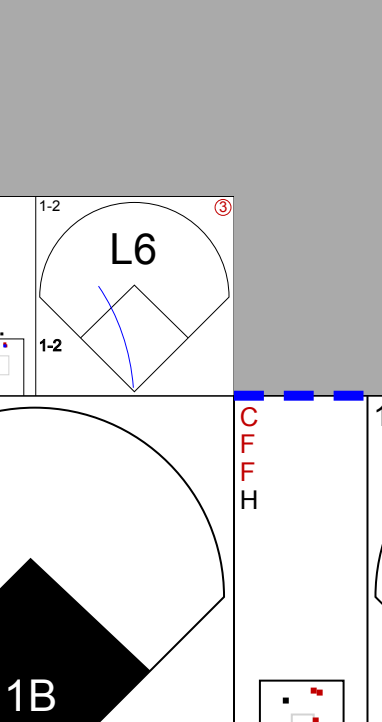
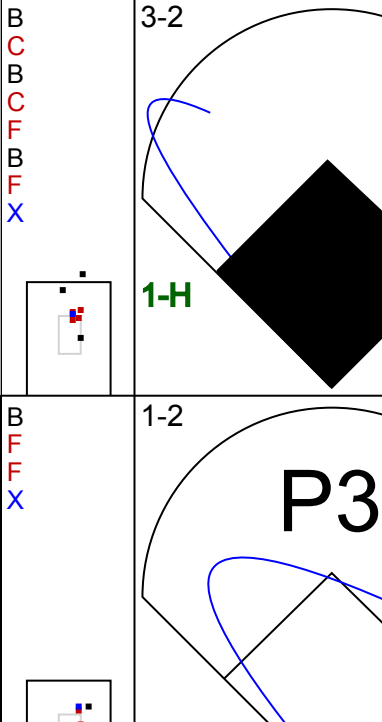
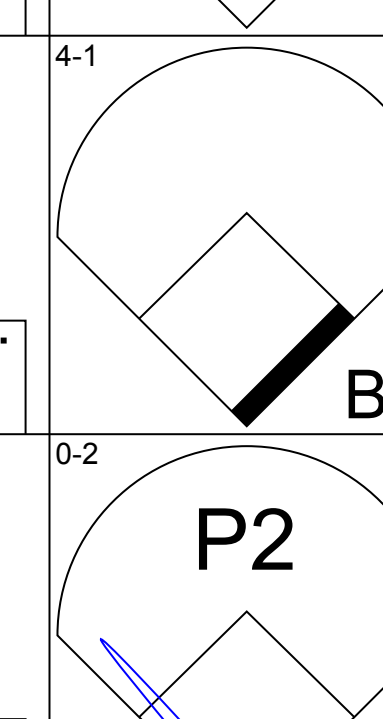
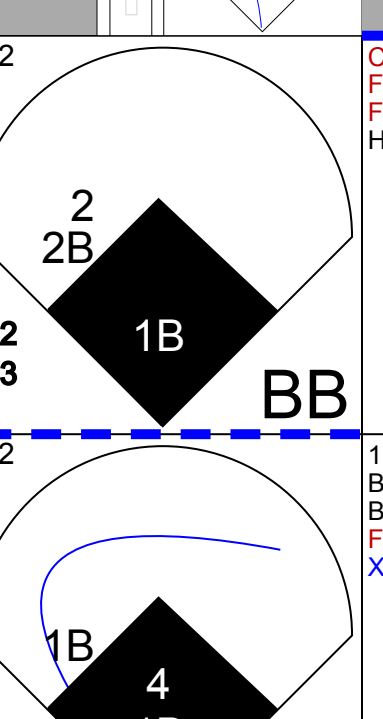

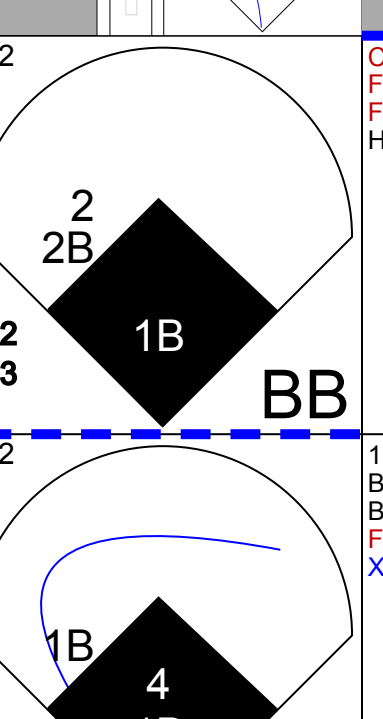

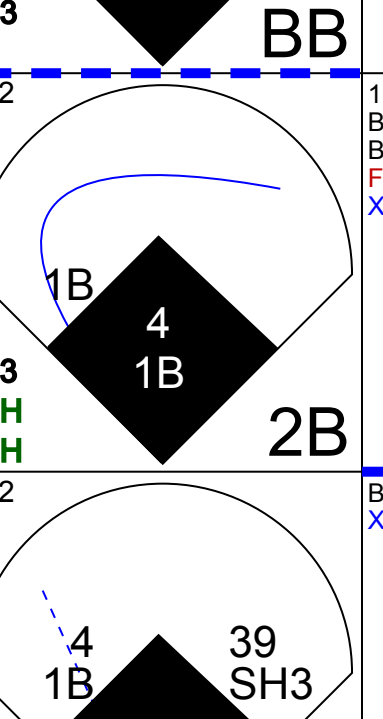
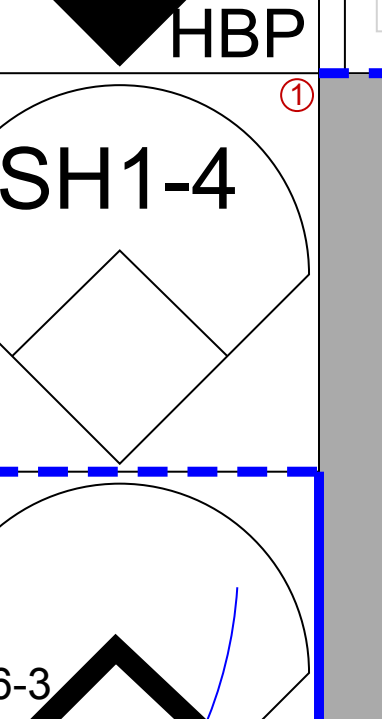
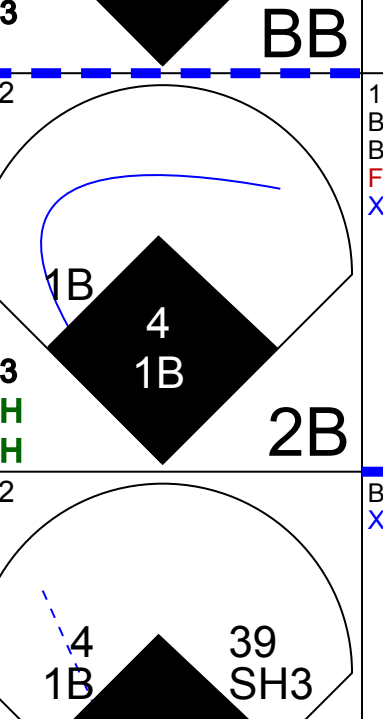
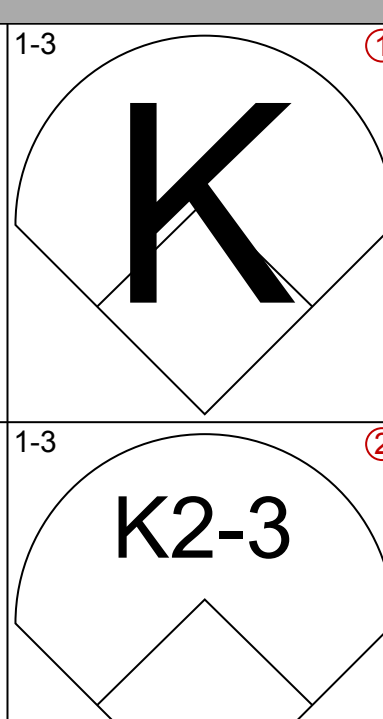
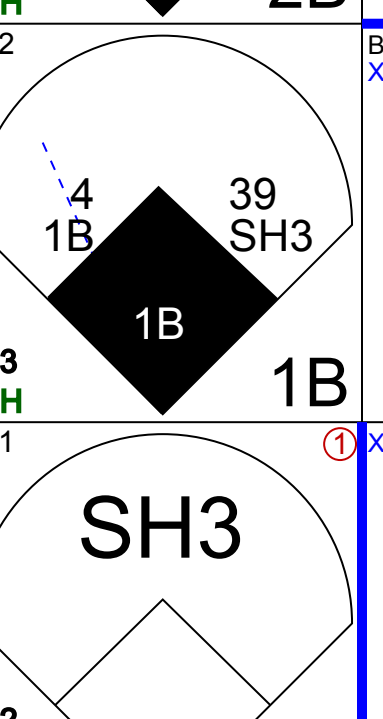
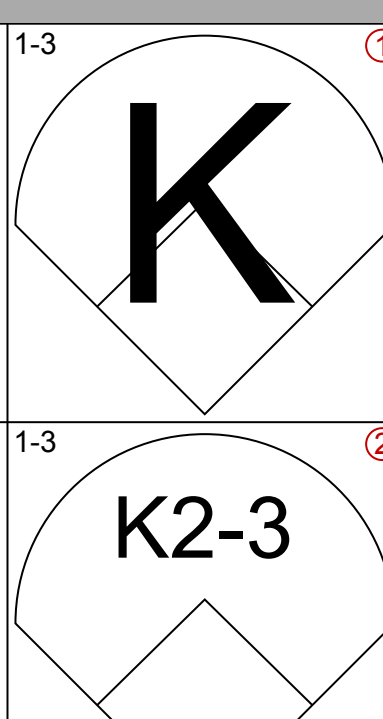
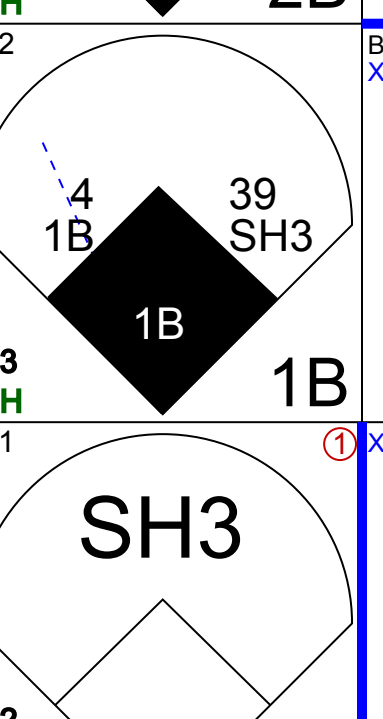
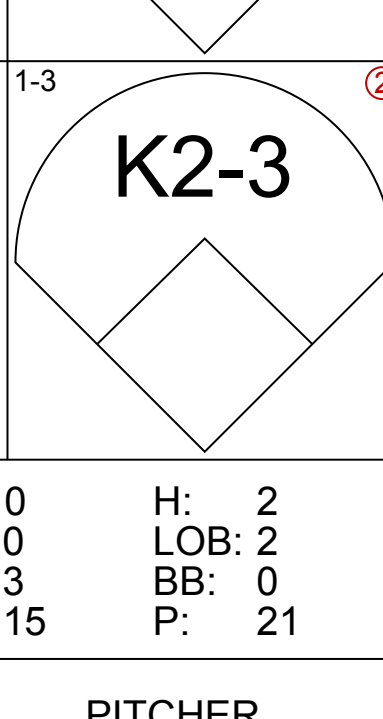
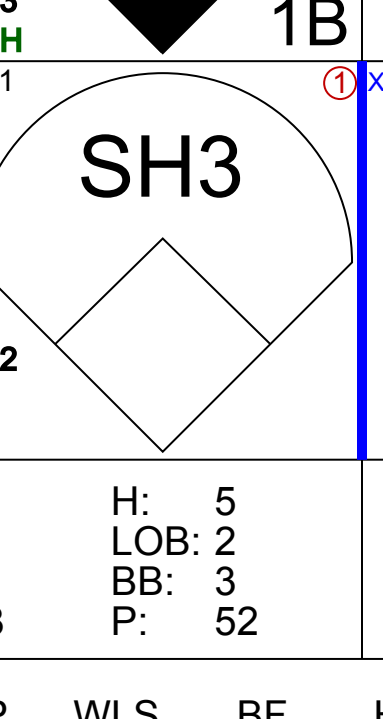
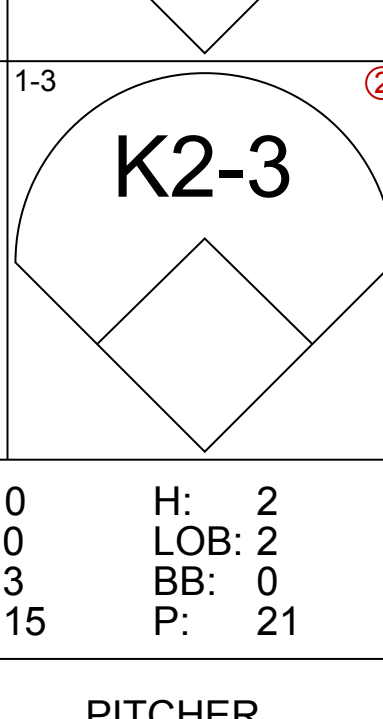
AB	32
R	4
H	7
RBI	4
BB	3
SO	5
LOB	14



Batter	1	2	3	4	5	6	7	8	9	AB	R	H	RBI	BB	SO	LOB	BOTTOM							
11 Jimmy Rollins, S (1, 6) OBP: 0.331, SLG: 0.511										4	1	1	0	1	0	2	Cincinnati Reds @ Philadelphia Phillies Citizens Bank Park, Philadelphia, PA Tue Jun 26 2007, 7:05 PM EDT Att: 35,314 - Partly Cloudy - 91 F							
9 Michael Bourn, L (1, 7) OBP: 0.404, SLG: 0.388										3	1	1	0	2	0	3								
26 Chase Utley, L (1, 4) OBP: 0.405, SLG: 0.566										4	2	3	2	1	0	2								
6 Ryan Howard, L (1, 3) OBP: 0.382, SLG: 0.556										5	1	1	2	0	4	4								
Aaron Rowand, R (1, 8) OBP: 0.392, SLG: 0.482										5	1	1	0	0	2	2								
8 Shane Victorino, S (1, 9) OBP: 0.345, SLG: 0.414										4	3	2	1	1	0	0								
19 Greg Dobbs, L (1, 5) Abraham Nunez, S (7, 5) OBP: 0.315, SLG: 0.327										4	1	3	0	0	1	3								
51 Carlos Ruiz, R (1, 2) OBP: 0.333, SLG: 0.412										4	1	3	4	1	0	1								
3B Kyle Kendrick, R (1, 1) 59 Mike Zagurski, L (7, 1) Wes Helms, R (6, PH) Geoff Geary, R (9, 1)										3	0	0	0	1	2	4								
Inning Stats	R: 2 E: 0 K: 1 S: 10	H: 2 LOB: 1 BB: 1 P: 21	R: 4 E: 0 K: 1 S: 14	H: 4 LOB: 1 BB: 2 P: 27	R: 1 E: 0 K: 1 S: 13	H: 3 LOB: 3 BB: 1 P: 25	R: 3 E: 0 K: 2 S: 12	H: 2 LOB: 1 BB: 2 P: 25	R: 0 E: 0 K: 1 S: 10	H: 1 LOB: 1 BB: 0 P: 10	R: 1 E: 0 K: 1 S: 12	H: 1 LOB: 0 BB: 0 P: 21	R: 0 E: 0 K: 2 S: 12	H: 1 LOB: 2 BB: 1 P: 24	1B: 9 2B: 4 3B: 0 HR: 3	SF: 0 SAC: 0 DP: 2 HBP: 0		WP: 1 PB: 0 SB: 2 CS: 0	PA: 45					
PITCHER	IP WLS BF H R ER SO BB IBB HBP BLK WP HR S P ERA WHIP	IP WLS BF H R ER SO BB IBB HBP BLK WP HR S P ERA WHIP	IP WLS BF H R ER SO BB IBB HBP BLK WP HR S P ERA WHIP	IP WLS BF H R ER SO BB IBB HBP BLK WP HR S P ERA WHIP	IP WLS BF H R ER SO BB IBB HBP BLK WP HR S P ERA WHIP	IP WLS BF H R ER SO BB IBB HBP BLK WP HR S P ERA WHIP	IP WLS BF H R ER SO BB IBB HBP BLK WP HR S P ERA WHIP	IP WLS BF H R ER SO BB IBB HBP BLK WP HR S P ERA WHIP	IP WLS BF H R ER SO BB IBB HBP BLK WP HR S P ERA WHIP	IP WLS BF H R ER SO BB IBB HBP BLK WP HR S P ERA WHIP	IP WLS BF H R ER SO BB IBB HBP BLK WP HR S P ERA WHIP	IP WLS BF H R ER SO BB IBB HBP BLK WP HR S P ERA WHIP	IP WLS BF H R ER SO BB IBB HBP BLK WP HR S P ERA WHIP	IP WLS BF H R ER SO BB IBB HBP BLK WP HR S P ERA WHIP	IP WLS BF H R ER SO BB IBB HBP BLK WP HR S P ERA WHIP	IP WLS BF H R ER SO BB IBB HBP BLK WP HR S P ERA WHIP	IP WLS BF H R ER SO BB IBB HBP BLK WP HR S P ERA WHIP	IP WLS BF H R ER SO BB IBB HBP BLK WP HR S P ERA WHIP	IP WLS BF H R ER SO BB IBB HBP BLK WP HR S P ERA WHIP	IP WLS BF H R ER SO BB IBB HBP BLK WP HR S P ERA WHIP	IP WLS BF H R ER SO BB IBB HBP BLK WP HR S P ERA WHIP	IP WLS BF H R ER SO BB IBB HBP BLK WP HR S P ERA WHIP	IP WLS BF H R ER SO BB IBB HBP BLK WP HR S P ERA WHIP	IP WLS BF H R ER SO BB IBB HBP BLK WP HR S P ERA WHIP

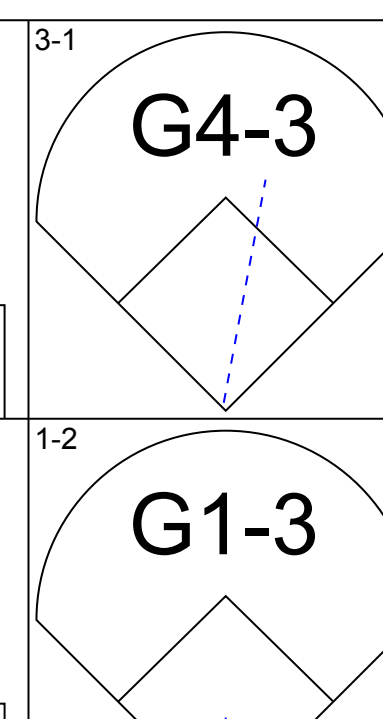
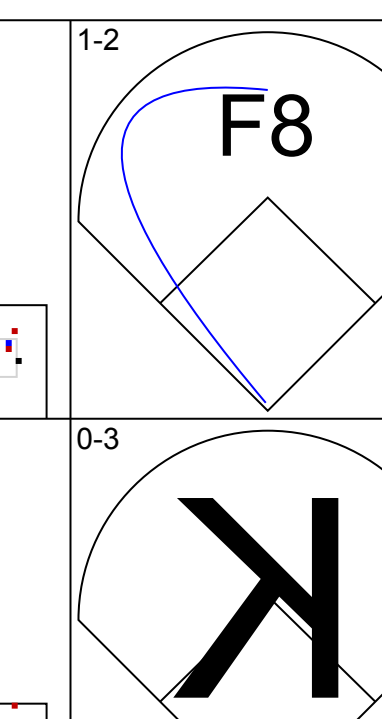
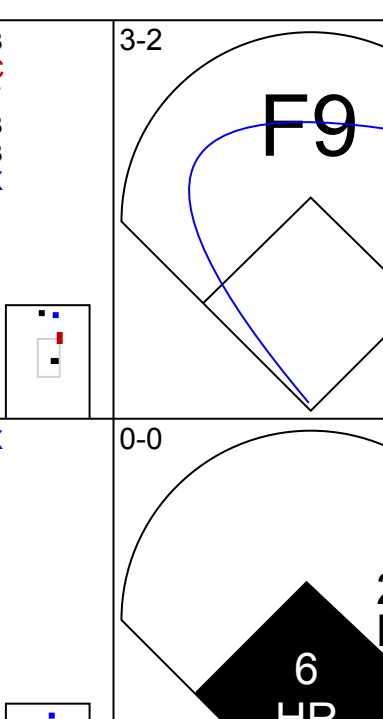
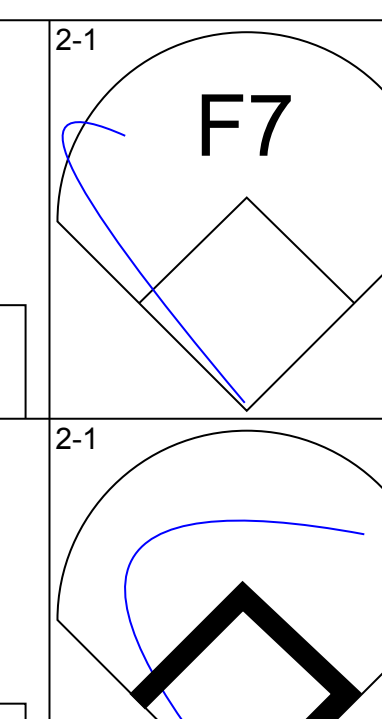
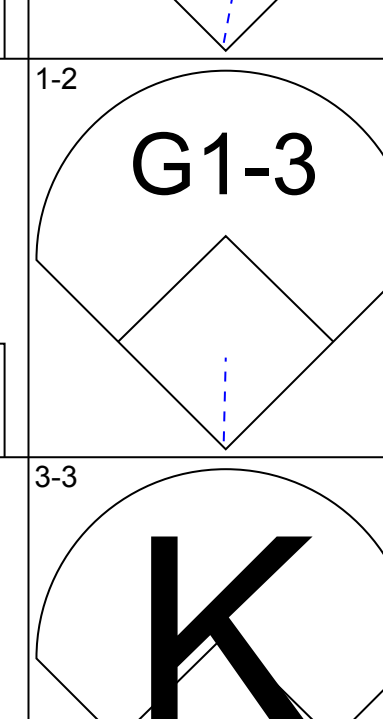
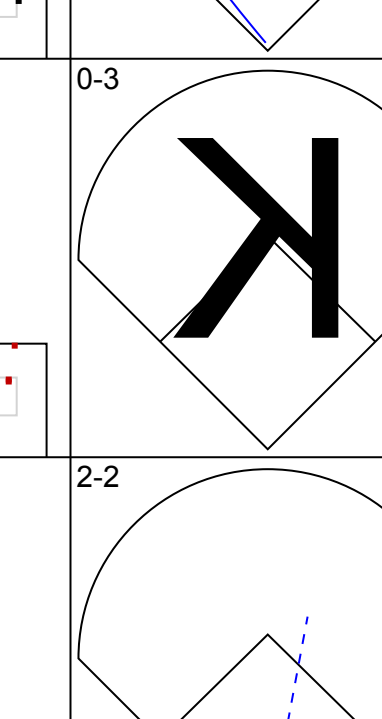
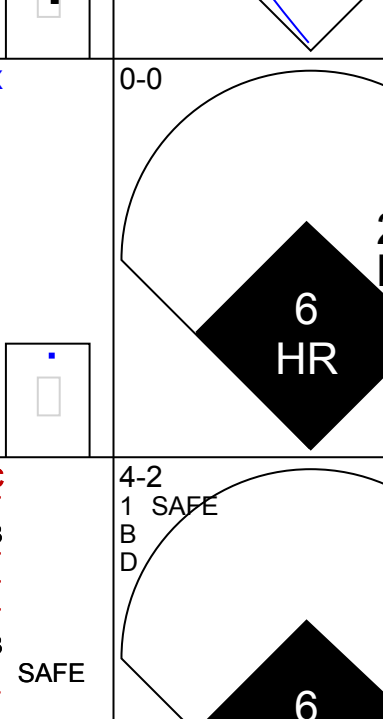
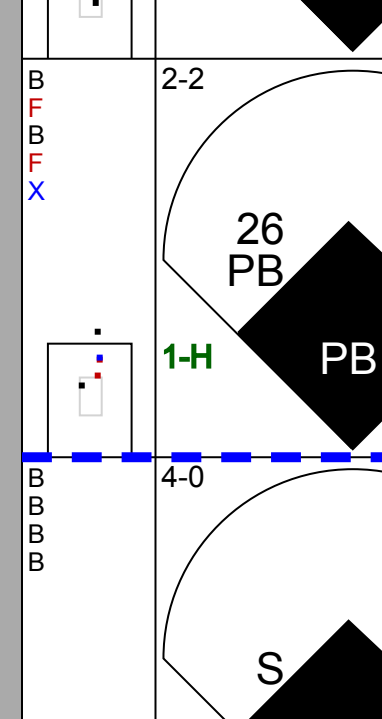
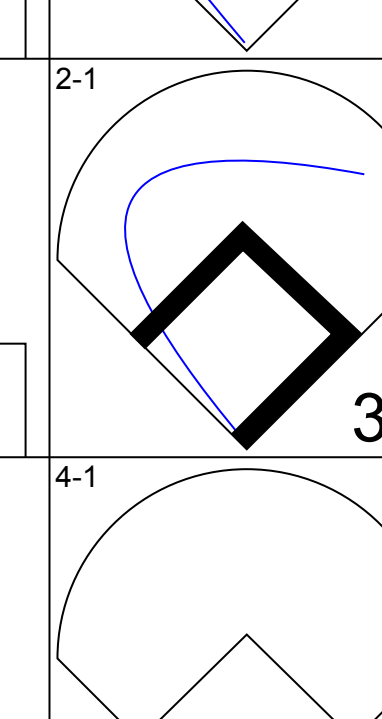

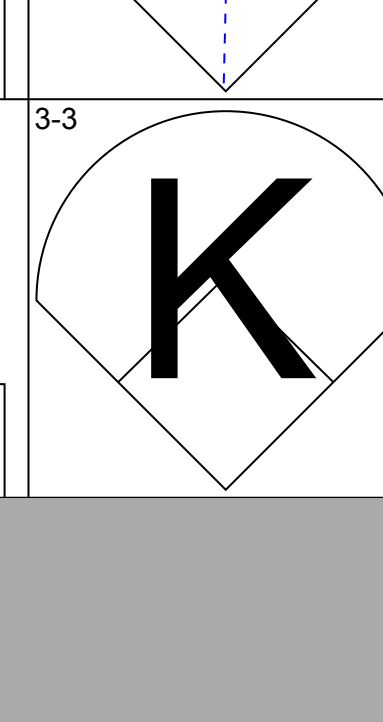
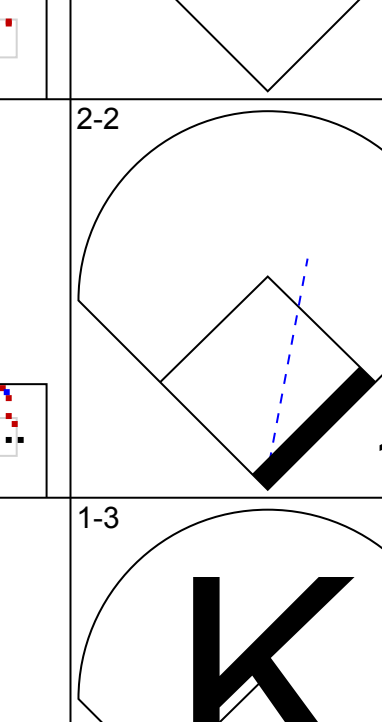
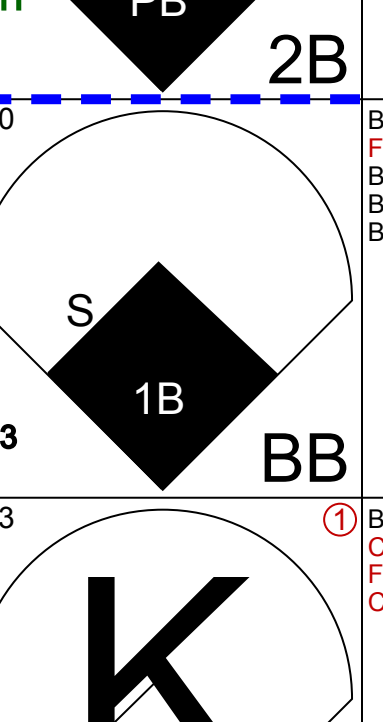
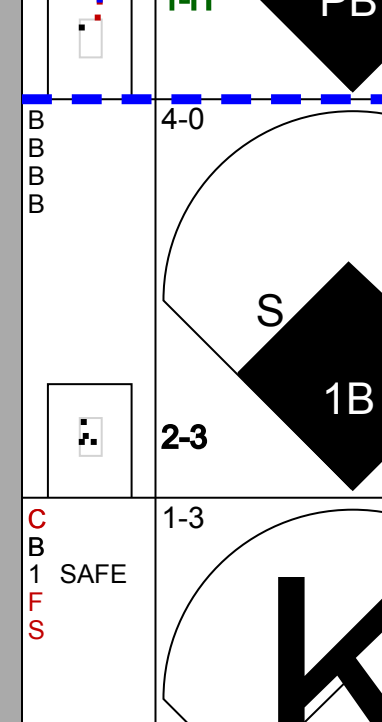
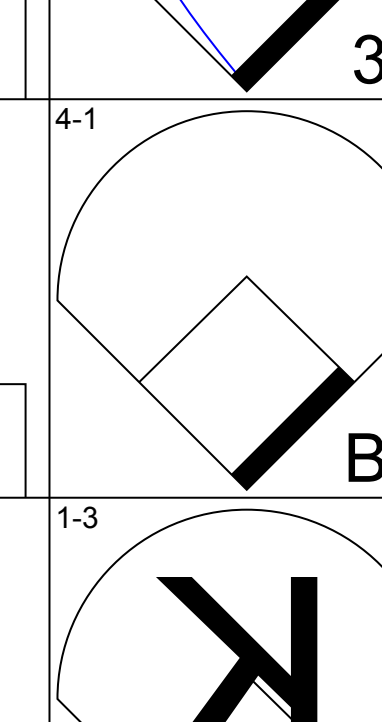
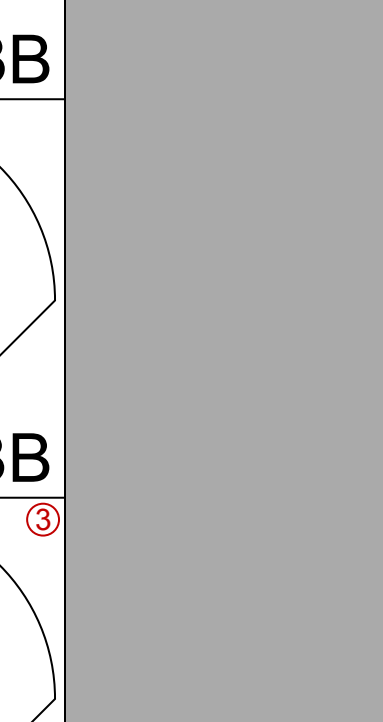
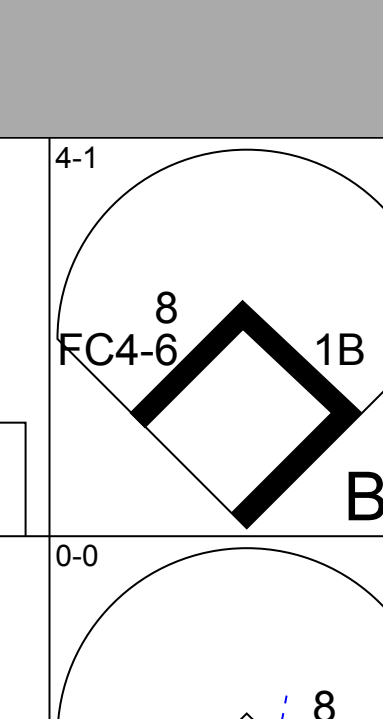
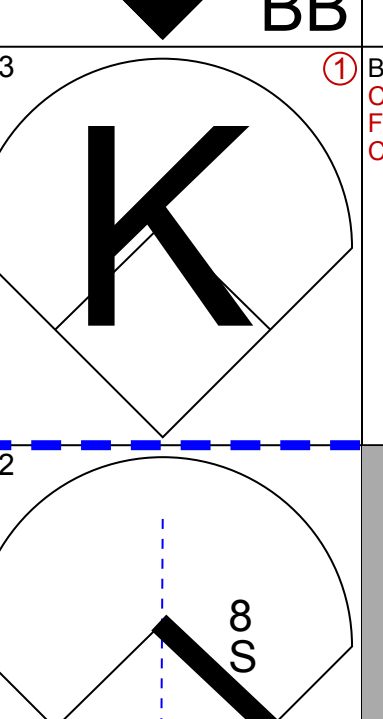
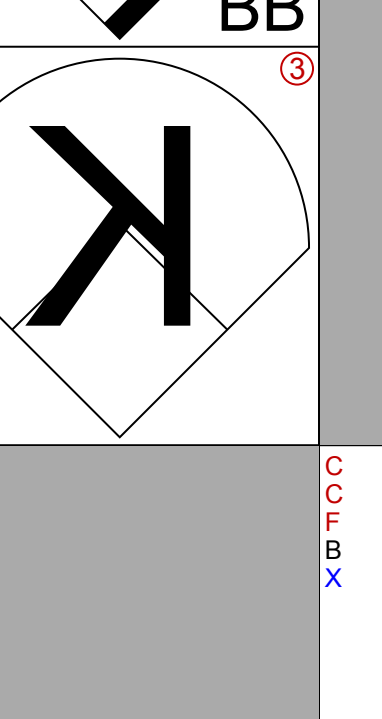
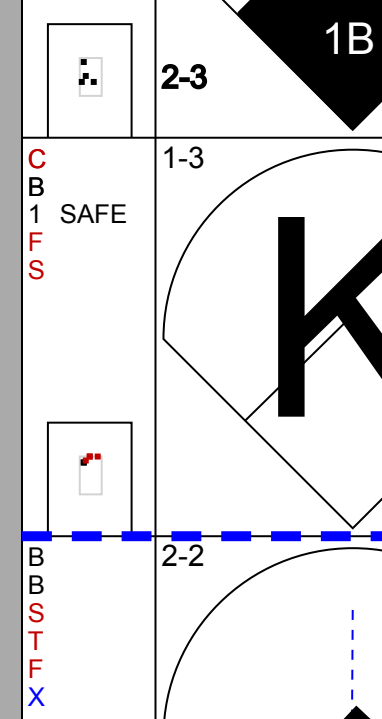
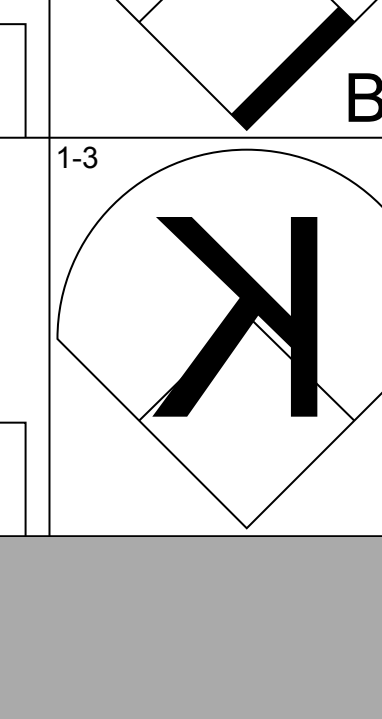
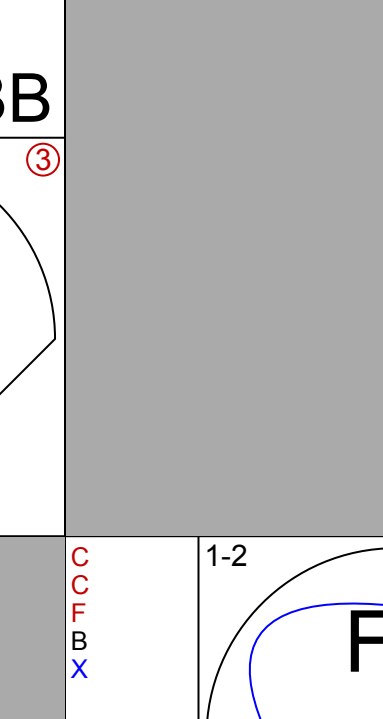
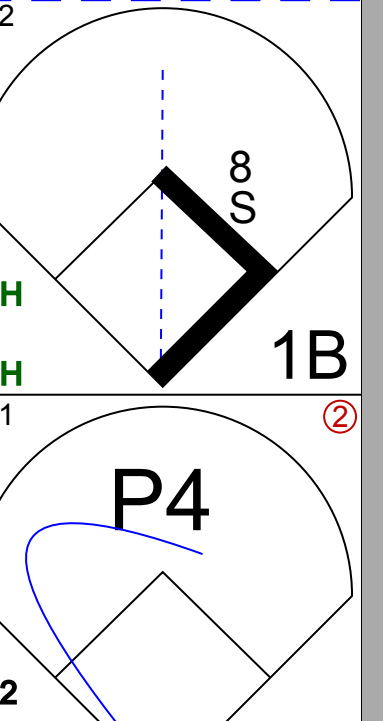
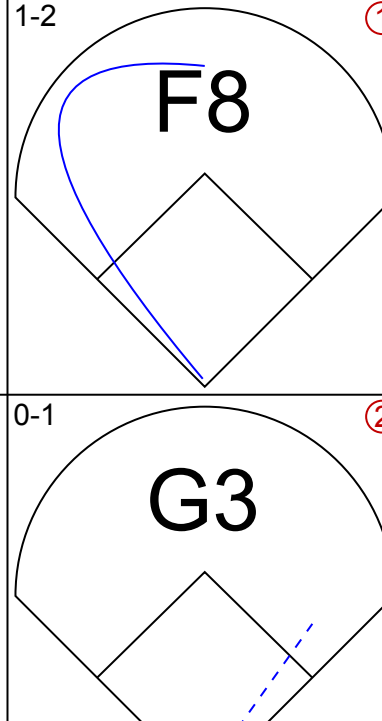
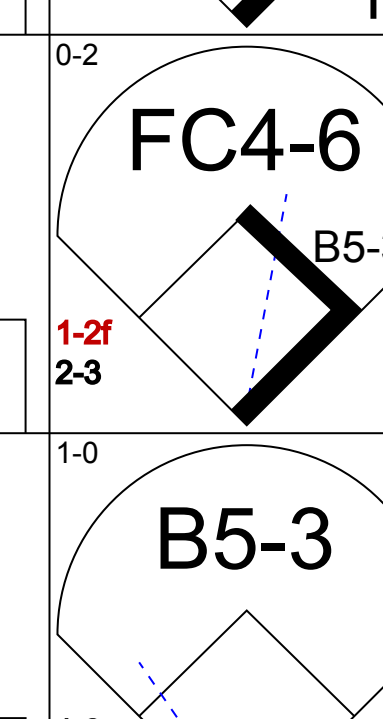
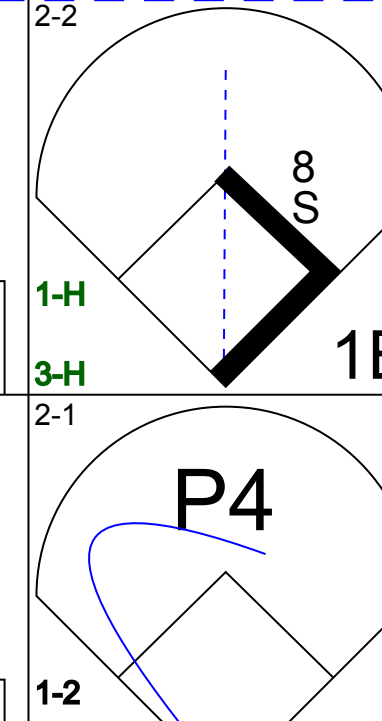
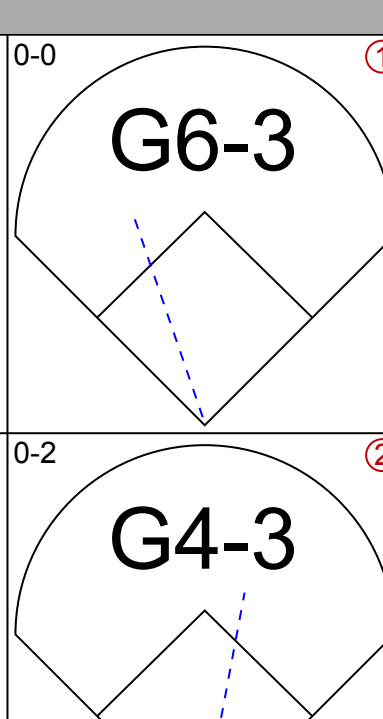
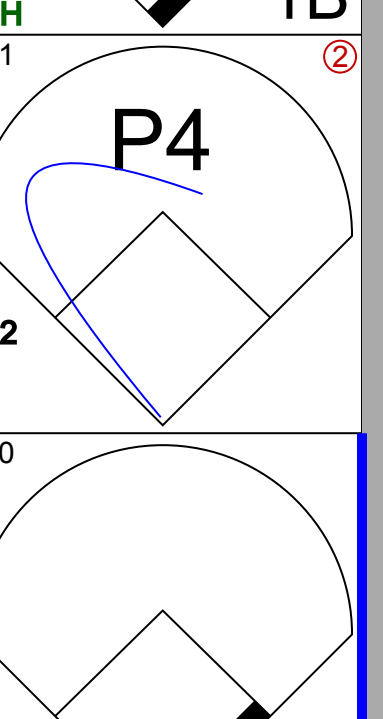
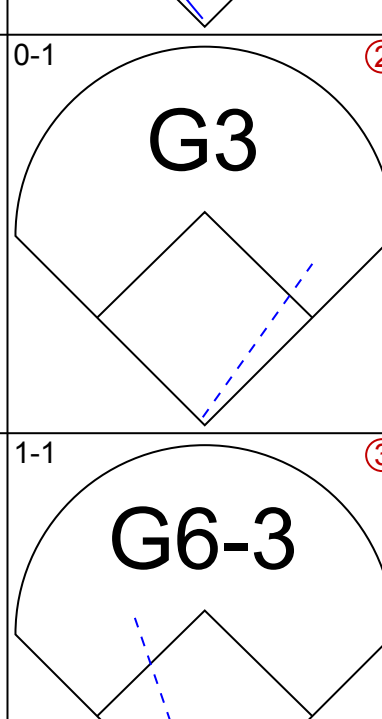
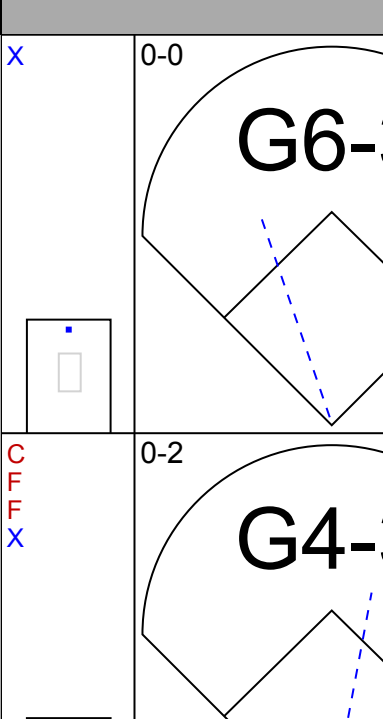
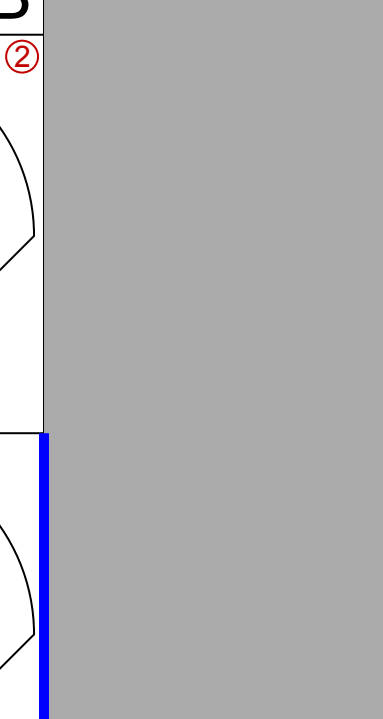
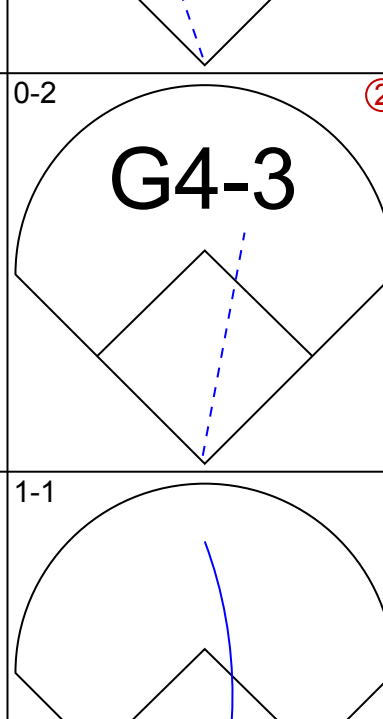
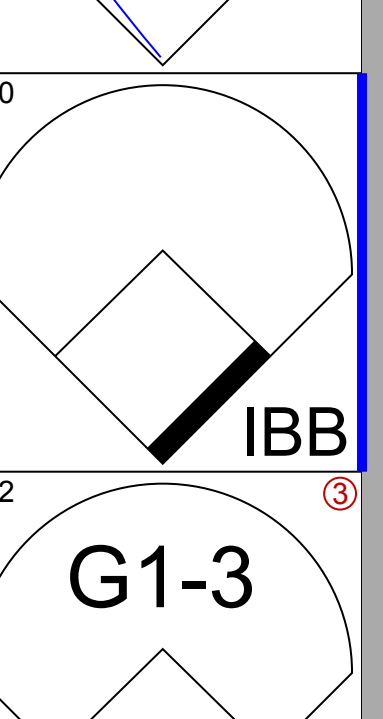
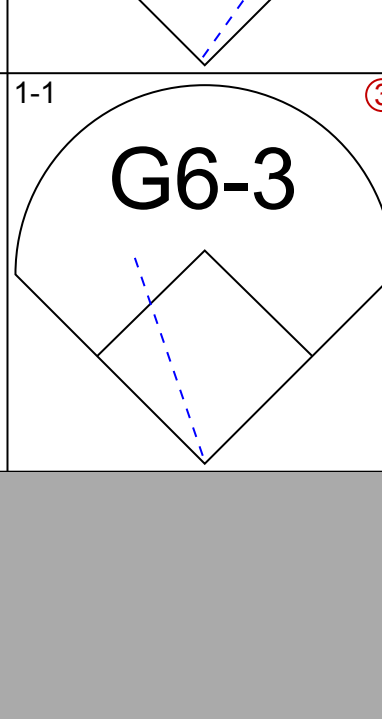
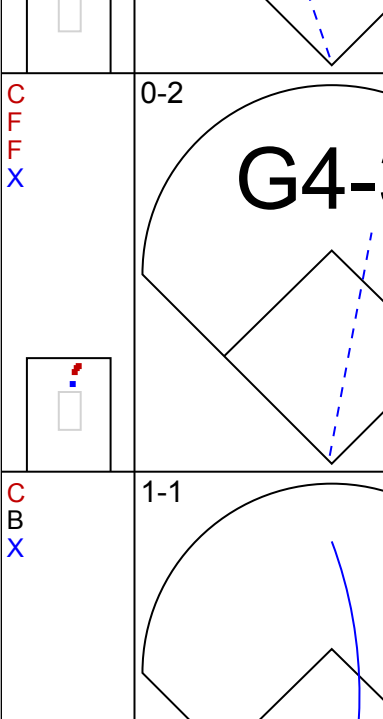
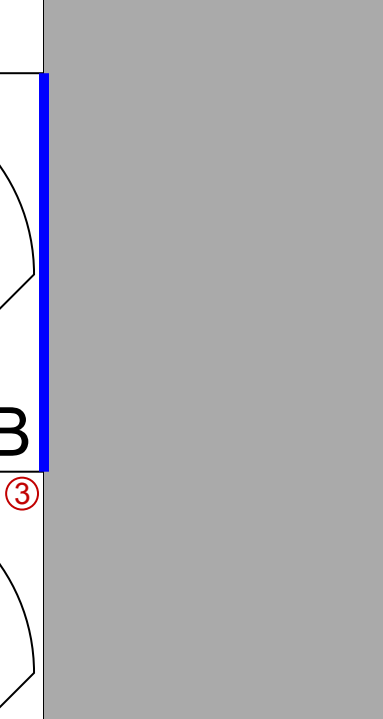
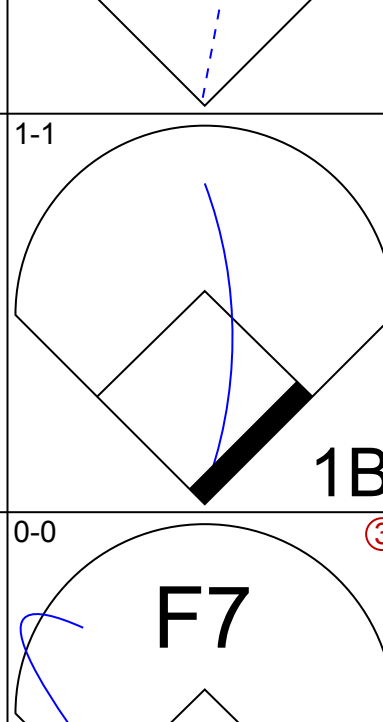
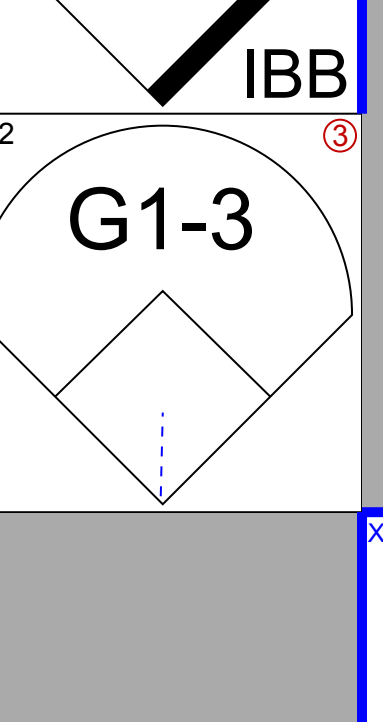
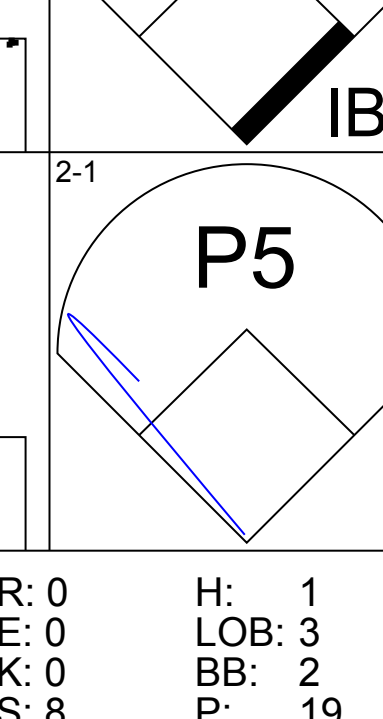
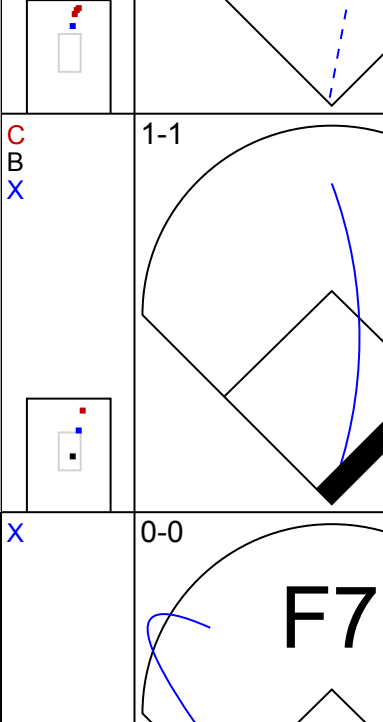
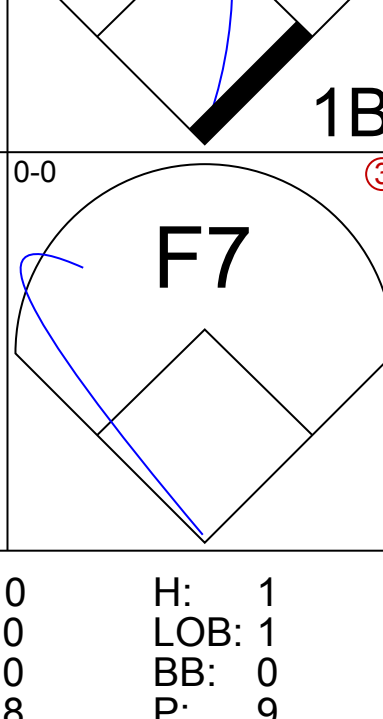
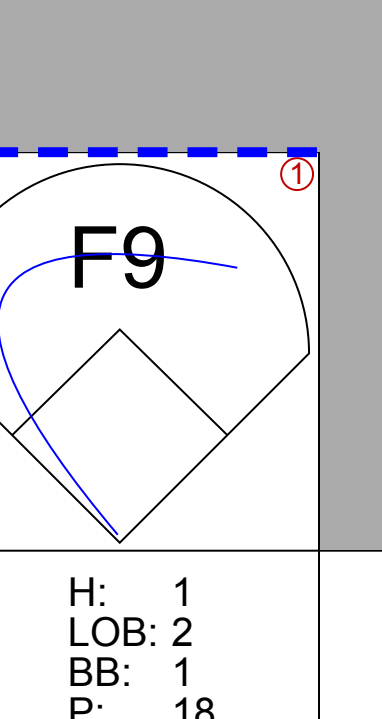
AB	38
R	11
H	16
RBI	9
BB	7
SO	10
LOB	23



Batter	1	2	3	4	5	6	7	8	9	AB	R	H	RBI	BB	SO	LOB	TOP							
33 Josh Hamilton, L OBP: 0.360, SLG: 0.519										4	1	1	0	1	1	1	Cincinnati Reds @ Philadelphia Phillies Citizens Bank Park, Philadelphia, PA Wed Jun 27 2007, 7:05 PM EDT Att: 31,803 - Partly Cloudy - 92 F							
4 Brandon Phillips, R OBP: 0.325, SLG: 0.476										5	0	2	1	0	1	0								
Ken Griffey Jr., L OBP: 0.382, SLG: 0.578										5	1	1	2	0	1	2								
Jeff Conine, R OBP: 0.338, SLG: 0.433 59 Marcus McBeth, R OBP: 0.325, SLG: 0.476 Chad Moeller, R OBP: 0.190, SLG: 0.286										4	1	1	0	0	2	2								
Adam Dunn, L OBP: 0.362, SLG: 0.575 30 Norris Hopper, R OBP: 0.307, SLG: 0.336										4	2	1	2	1	1	2								
28 Edwin Encarnación, R OBP: 0.351, SLG: 0.372										2	2	0	0	2	0	0								
2 Alex Gonzalez, R OBP: 0.298, SLG: 0.460										3	1	1	2	0	1	1								
26 David Ross, R OBP: 0.253, SLG: 0.390 Javier Valentín, S OBP: 0.333, SLG: 0.405										2	0	0	0	0	1	0								
25 David Weathers, R OBP: 0.375, SLG: 0.448										2	0	0	0	0	1	0								
Inning Stats	R: 0 E: 0 K: 2 S: 8	H: 0 LOB: 0 BB: 0 P: 12	R: 0 E: 0 K: 1 S: 9	H: 0 LOB: 1 BB: 1 P: 17	R: 0 E: 0 K: 0 S: 7	H: 0 LOB: 0 BB: 0 P: 11	R: 0 E: 0 K: 1 S: 5	H: 0 LOB: 0 BB: 0 P: 6	R: 0 E: 0 K: 1 S: 6	H: 0 LOB: 0 BB: 0 P: 10	R: 0 E: 0 K: 3 S: 15	H: 2 LOB: 2 BB: 0 P: 21	R: 6 E: 0 K: 1 S: 28	H: 5 LOB: 2 BB: 3 P: 52	R: 1 E: 0 K: 0 S: 8	H: 1 LOB: 1 BB: 0 P: 13		R: 2 E: 1 K: 0 S: 12	H: 1 LOB: 0 BB: 0 P: 20	1B: 6 2B: 2 3B: 0 HR: 1	SF: 0 SAC: 2 DP: 0 HBP: 1	WP: 0 PB: 0 SB: 0 CS: 0	PA: 42	
PITCHER	IP WLS BF H R ER SO BB IBB HBP BLK WP HR S P ERA WHIP	IP WLS BF H R ER SO BB IBB HBP BLK WP HR S P ERA WHIP	IP WLS BF H R ER SO BB IBB HBP BLK WP HR S P ERA WHIP	IP WLS BF H R ER SO BB IBB HBP BLK WP HR S P ERA WHIP	IP WLS BF H R ER SO BB IBB HBP BLK WP HR S P ERA WHIP	IP WLS BF H R ER SO BB IBB HBP BLK WP HR S P ERA WHIP	IP WLS BF H R ER SO BB IBB HBP BLK WP HR S P ERA WHIP	IP WLS BF H R ER SO BB IBB HBP BLK WP HR S P ERA WHIP	IP WLS BF H R ER SO BB IBB HBP BLK WP HR S P ERA WHIP	IP WLS BF H R ER SO BB IBB HBP BLK WP HR S P ERA WHIP	IP WLS BF H R ER SO BB IBB HBP BLK WP HR S P ERA WHIP	IP WLS BF H R ER SO BB IBB HBP BLK WP HR S P ERA WHIP	IP WLS BF H R ER SO BB IBB HBP BLK WP HR S P ERA WHIP	IP WLS BF H R ER SO BB IBB HBP BLK WP HR S P ERA WHIP	IP WLS BF H R ER SO BB IBB HBP BLK WP HR S P ERA WHIP	IP WLS BF H R ER SO BB IBB HBP BLK WP HR S P ERA WHIP	IP WLS BF H R ER SO BB IBB HBP BLK WP HR S P ERA WHIP	IP WLS BF H R ER SO BB IBB HBP BLK WP HR S P ERA WHIP	IP WLS BF H R ER SO BB IBB HBP BLK WP HR S P ERA WHIP	IP WLS BF H R ER SO BB IBB HBP BLK WP HR S P ERA WHIP	IP WLS BF H R ER SO BB IBB HBP BLK WP HR S P ERA WHIP	IP WLS BF H R ER SO BB IBB HBP BLK WP HR S P ERA WHIP	IP WLS BF H R ER SO BB IBB HBP BLK WP HR S P ERA WHIP	IP WLS BF H R ER SO BB IBB HBP BLK WP HR S P ERA WHIP

AB	35
R	9
H	9
RBI	9
BB	4
SO	9
LOB	10



Batter	1	2	3	4	5	6	7	8	9	AB	R	H	RBI	BB	SO	LOB	BOTTOM						
11 Jimmy Rollins, S OBP: 0.329, SLG: 0.506										5	1	1	0	0	0	0	Cincinnati Reds @ Philadelphia Phillies Citizens Bank Park, Philadelphia, PA Wed Jun 27 2007, 7:05 PM EDT Att: 31,803 - Partly Cloudy - 92 F						
9 Michael Bourn, L OBP: 0.390, SLG: 0.373 19 Greg Dobbs, L OBP: 0.333, SLG: 0.556										2	0	0	0	0	1	0							
26 Chase Utley, L OBP: 0.410, SLG: 0.566										2	2	1	0	3	1	0							
6 Ryan Howard, L OBP: 0.382, SLG: 0.564										4	1	1	3	1	3	5							
Aaron Rowand, R OBP: 0.392, SLG: 0.481										5	0	2	1	0	0	0							
8 Shane Victorino, S OBP: 0.339, SLG: 0.407										5	0	0	0	0	0	3							
Abraham Nunez, S OBP: 0.319, SLG: 0.327 63 Ryan Madson, L OBP: 0.371, SLG: 0.374 Pat Burrell, R OBP: 0.371, SLG: 0.374										3	0	1	0	1	0	2							
51 Carlos Ruiz, R OBP: 0.337, SLG: 0.411										3	0	1	0	1	0	3							
Jamie Moyer, L OBP: 0.167, SLG: 0.194 Geoff Geary, R OBP: 0.319, SLG: 0.327 59 Mike Zagurski, L OBP: 0.371, SLG: 0.374 48 Brian Sanches, R OBP: 0.371, SLG: 0.374 Wes Helms, R OBP: 0.303, SLG: 0.315										3	0	0	0	0	0	4							
Inning Stats	R: 0 E: 0 K: 1 S: 8	H: 0 LOB: 0 BB: 0 P: 15	R: 0 E: 0 K: 0 S: 8	H: 1 LOB: 3 BB: 2 P: 19	R: 0 E: 0 K: 2 S: 14	H: 1 LOB: 1 BB: 0 P: 18	R: 0 E: 0 K: 0 S: 7	H: 1 LOB: 1 BB: 0 P: 10	R: 3 E: 0 K: 0 S: 14	H: 2 LOB: 0 BB: 1 P: 22	R: 0 E: 0 K: 0 S: 8	H: 1 LOB: 1 BB: 0 P: 9	R: 3 E: 0 K: 1 S: 18	H: 3 LOB: 2 BB: 2 P: 38	R: 0 E: 0 K: 1 S: 9	H: 1 LOB: 2 BB: 1 P: 18		R: 0 E: 0 K: 0 S: 8	H: 0 LOB: 0 BB: 0 P: 10	1B: 7 2B: 1 3B: 1 HR: 1	SF: 0 SAC: 0 DP: 0 HBP: 0	WP: 0 PB: 2 SB: 3 CS: 0	PA: 43
PITCHER	IP WLS BF H R ER SO BB IBB HBP BLK WP HR S P ERA WHIP	IP WLS BF H R ER SO BB IBB HBP BLK WP HR S P ERA WHIP	IP WLS BF H R ER SO BB IBB HBP BLK WP HR S P ERA WHIP	IP WLS BF H R ER SO BB IBB HBP BLK WP HR S P ERA WHIP	IP WLS BF H R ER SO BB IBB HBP BLK WP HR S P ERA WHIP	IP WLS BF H R ER SO BB IBB HBP BLK WP HR S P ERA WHIP	IP WLS BF H R ER SO BB IBB HBP BLK WP HR S P ERA WHIP	IP WLS BF H R ER SO BB IBB HBP BLK WP HR S P ERA WHIP	IP WLS BF H R ER SO BB IBB HBP BLK WP HR S P ERA WHIP	IP WLS BF H R ER SO BB IBB HBP BLK WP HR S P ERA WHIP	IP WLS BF H R ER SO BB IBB HBP BLK WP HR S P ERA WHIP	IP WLS BF H R ER SO BB IBB HBP BLK WP HR S P ERA WHIP	IP WLS BF H R ER SO BB IBB HBP BLK WP HR S P ERA WHIP	IP WLS BF H R ER SO BB IBB HBP BLK WP HR S P ERA WHIP	IP WLS BF H R ER SO BB IBB HBP BLK WP HR S P ERA WHIP	IP WLS BF H R ER SO BB IBB HBP BLK WP HR S P ERA WHIP	IP WLS BF H R ER SO BB IBB HBP BLK WP HR S P ERA WHIP	IP WLS BF H R ER SO BB IBB HBP BLK WP HR S P ERA WHIP	IP WLS BF H R ER SO BB IBB HBP BLK WP HR S P ERA WHIP	IP WLS BF H R ER SO BB IBB HBP BLK WP HR S P ERA WHIP	IP WLS BF H R ER SO BB IBB HBP BLK WP HR S P ERA WHIP	IP WLS BF H R ER SO BB IBB HBP BLK WP HR S P ERA WHIP	IP WLS BF H R ER SO BB IBB HBP BLK WP HR S P ERA WHIP

AB	37
R	6
H	10
RBI	5
BB	6
SO	5
LOB	17



Batter	1	2	3	4	5	6	7	8	9	AB	R	H	RBI	BB	SO	LOB	TOP								
Aaron Miles, S OBP: 0.340, SLG: 0.358	2-2 55 G6-4-3 1B		0-1 F7			1-3 K		3-2 HBP		3	0	1	0	0	1	1									
55 Skip Schumaker, L OBP: 0.246, SLG: 0.232	0-0 G6-4-3		0-2 P5			1-3 K		0-3 K		4	0	0	0	0	2	3									
Kip Wells, R OBP: 0.346, SLG: 0.500	1-2									0	0	0	0	0	0	0									
5 Albert Pujols, R OBP: 0.409, SLG: 0.534	3-2 1B		0-0 F9			4-1 27 F9 16 WP BB		4-0 BB		2	0	1	0	2	0	0									
16 Chris Duncan, L OBP: 0.350, SLG: 0.519	2-3 K			2-3 K		4-2 BB		1-3 K		3	0	0	0	1	3	2									
27 Scott Rolen, R OBP: 0.341, SLG: 0.376		2-2 7 1B 4 SF8 HBP		0-0 G4-3		1-0 F9		0-1 F9		3	1	0	0	0	0	3									
43 Juan Encarnacion, R OBP: 0.294, SLG: 0.441			0-3 K		1-0 F9		1-3 K		2-2 G5-3		4	0	0	0	2	4									
7 Adam Kennedy, L OBP: 0.274, SLG: 0.258		1-2 1B			0-1 G1-3		3-1 G3		1-2 G4-3		4	0	1	0	0	0									
4 Yadier Molina, R OBP: 0.344, SLG: 0.356		1-1 SF8			0-0 1B		1-2 HBP 1B		2-2 P6		3	0	2	1	0	0									
50 Adam Wainwright, R (1, 1) OBP: 0.333, SLG: 0.360		3-H L4			2-3 K		0-2 L6		1-0 G4-3		2	0	0	0	0	1	2								
36 Russ Springer, R (6, 1)										0	0	0	0	0	0	0									
47 Ryan Ludwick, R (7, PH) OBP: 0.245, SLG: 0.394										2	0	0	0	0	0	1									
Inning Stats	R: 0 E: 0 K: 1 S: 13	H: 2 LOB: 1 BB: 0 P: 20	R: 1 E: 0 K: 1 S: 12	H: 1 LOB: 1 BB: 0 P: 17	R: 0 E: 0 K: 0 S: 6	H: 0 LOB: 0 BB: 0 P: 6	R: 0 E: 0 K: 1 S: 5	H: 0 LOB: 0 BB: 0 P: 8	R: 0 E: 0 K: 2 S: 10	H: 1 LOB: 1 BB: 0 P: 13	R: 0 E: 0 K: 2 S: 11	H: 0 LOB: 2 BB: 2 P: 22	R: 0 E: 0 K: 1 S: 15	H: 1 LOB: 2 BB: 0 P: 22	R: 0 E: 0 K: 1 S: 9	H: 0 LOB: 1 BB: 1 P: 16	R: 0 E: 0 K: 0 S: 9	H: 0 LOB: 0 BB: 0 P: 13	1B: 5 2B: 0 3B: 0 HR: 0	SF: 1 SAC: 0 DP: 1 HBP: 2	WP: 1 PB: 0 SB: 0 CS: 0	PA: 36			
PITCHER	IP	WLS	BF	H	R	ER	SO	BB	IBB	HBP	BLK	WP	HR	S	P	ERA	WHIP								
Kyle Lohse, R (1, 1) ERA: 4.77	7.0	W	30	5	1	1	8	3	0	2	0	1	0	72	112	1.29	1.143								
Mike Gosling, L (8, 1) ERA: 8.31	0.1		1	0	0	0	1	0	0	0	0	0	0	4	5	0.00	0.000								
25 David Weathers, R (8, 1) ERA: 3.18	1.2		5	0	0	0	0	0	0	0	0	0	0	14	20	0.00	0.000								

St. Louis Cardinals @ Cincinnati Reds
Great American Ball Park, Cincinnati, OH
Sat Jun 30 2007, 7:10 PM EDT
Att: 32,538 - Partly Cloudy - 80 F

AB 30
R 1
H 5
RBI 1
BB 3
SO 9
LOB 16



Batter	1	2	3	4	5	6	7	8	9	AB	R	H	RBI	BB	SO	LOB	BOTTOM								
Scott Hatteberg, L (1, 3) OBP: 0.387, SLG: 0.473	1-1 4 SH1-3 2B		2-0 G1-3			2-1 G3		1-0 G3		4	0	2	0	0	0	2									
4 Brandon Phillips, R (1, 4) OBP: 0.317, SLG: 0.463	0-0 SH1-3		0-0 E6			2-2 G3		1-2 F8		3	0	0	0	0	0	1									
Ken Griffey Jr., L (1, 9) OBP: 0.385, SLG: 0.567	4-0 BB		3-2 CS		1-2 F9		4-2 1B 33 BB BB		4-2 28 BB BB	1	1	0	0	3	0	0									
Adam Dunn, L (1, 7) OBP: 0.357, SLG: 0.568	1-0 P5			3-2 G4-3		2-2 33 BB 2 BB HBP 1B		2-2 F7		4	1	1	0	0	0	3									
30 Norris Hopper, R (8, 7) OBP: 0.313, SLG: 0.336						1-3 HBP 1B				0	0	0	0	0	0	0									
28 Edwin Encarnación, R (1, 5) OBP: 0.352, SLG: 0.387			0-0 G6-3			4-2 2 HBP 33 BB SF9 BB		2-0 2B		3	1	1	0	1	0	2									
25 David Weathers, R (8, 1)						1-2 SF9 BB		1-3 2B		0	0	0	0	0	0	0									
33 Josh Hamilton, L (1, 8) OBP: 0.386, SLG: 0.536					3-2 26 HR 1B		4-0 SF9 2 HBP BB		1-3 K	3	1	1	1	1	2	2									
2 Alex Gonzalez, R (1, 6) OBP: 0.301, SLG: 0.461		3-1 F7			1-3 K		1-2 HBP		1-3 K	3	0	0	1	0	2	1									
26 David Ross, R (1, 2) OBP: 0.254, SLG: 0.402		0-0 P6			1-1 HR		1-2 HBP		0-2 G5-4-3 1B	4	1	2	2	0	1	3									
Kyle Lohse, R (1, 1) OBP: 0.214, SLG: 0.192					0-1 G4-3		1-0 SF9		0-1 G5-4-3	2	0	0	1	0	1	0									
Mike Gosling, L (8, 1)										0	0	0	0	0	0	0									
9 Juan Castro, R (8, 5) OBP: 0.191, SLG: 0.226										1	0	0	0	0	0	1									
Inning Stats	R: 0 E: 0 K: 0 S: 5	H: 1 LOB: 2 BB: 1 P: 11	R: 0 E: 0 K: 1 S: 6	H: 0 LOB: 0 BB: 0 P: 10	R: 0 E: 1 K: 1 S: 8	H: 0 LOB: 0 BB: 0 P: 15	R: 0 E: 0 K: 0 S: 8	H: 0 LOB: 0 BB: 0 P: 12	R: 2 E: 0 K: 1 S: 17	H: 3 LOB: 1 BB: 0 P: 26	R: 3 E: 0 K: 1 S: 16	H: 1 LOB: 2 BB: 3 P: 35	R: 0 E: 0 K: 1 S: 12	H: 1 LOB: 2 BB: 1 P: 22	R: 0 E: 0 K: 1 S: 8	H: 1 LOB: 0 BB: 0 P: 9	1B: 3 2B: 3 3B: 0 HR: 1	SF: 1 SAC: 1 DP: 1 HBP: 1	WP: 0 PB: 0 SB: 0 CS: 1	PA: 37					
PITCHER	IP	WLS	BF	H	R	ER	SO	BB	IBB	HBP	BLK	WP	HR	S	P	ERA	WHIP								
50 Adam Wainwright, R (1, 1) ERA: 4.81	5.0	L	24	5	5	5	3	4	0	0	0	0	0	53	9.00	1.800									
36 Russ Springer, R (6, 1) ERA: 3.07	1.0		4	0	0	0	1	0	0	1	0	0	0	7	12	0.00	0.000								
Kip Wells, R (7, 1) ERA: 6.3	2.0		8	2	0	0	2	1	0	0	0	0	0	20	31	0.00	1.500								

St. Louis Cardinals @ Cincinnati Reds
Great American Ball Park, Cincinnati, OH
Sat Jun 30 2007, 7:10 PM EDT
Att: 32,538 - Partly Cloudy - 80 F

AB 28
R 5
H 7
RBI 5
BB 5
SO 6
LOB 15



Batter	1	2	3	4	5	6	7	8	9	AB	R	H	RBI	BB	SO	LOB	TOP								
So Taguchi, R OBP: 0.342, SLG: 0.382										6	2	3	1	0	1	0									
Aaron Miles, S OBP: 0.335, SLG: 0.354										5	0	1	1	1	0	0									
5 Albert Pujols, R OBP: 0.412, SLG: 0.534										2	2	1	1	2	0	1									
16 Chris Duncan, L OBP: 0.359, SLG: 0.536										4	2	3	2	1	1	2									
27 Scott Rolen, R OBP: 0.346, SLG: 0.381										5	1	3	1	0	0	0									
47 Ryan Ludwick, R OBP: 0.282, SLG: 0.456										4	2	2	4	1	1	2									
7 Adam Kennedy, L OBP: 0.274, SLG: 0.254										3	1	0	0	1	1	0									
13 Brendan Ryan, R OBP: 0.286, SLG: 0.346										1	0	0	0	0	0	3									
Gary Bennett, R OBP: 0.266, SLG: 0.310										4	1	1	0	1	0	0									
46 Mike Maroth, L OBP: 0.285, SLG: 0.375										2	0	0	0	0	0	3									
61 Troy Cate, L OBP: 0.285, SLG: 0.375										1	0	0	0	0	1	0									
50 Adam Wainwright, R ERA: 6.75										0	0	0	0	0	0	0									
31 Ryan Franklin, R ERA: 1.35										1	0	0	0	0	0	0									
55 Skip Schumaker, L OBP: 0.349, SLG: 0.528										0	0	0	0	0	0	0									
34 Randy Flores, L ERA: 4.91										1	0	0	0	0	0	0									
Inning Stats	R: 1 E: 1 K: 1 S: 16	H: 3 LOB: 2 BB: 0 P: 27	R: 2 E: 0 K: 1 S: 15	H: 2 LOB: 2 BB: 2 P: 30	R: 1 E: 0 K: 0 S: 8	H: 1 LOB: 1 BB: 1 P: 19	R: 4 E: 0 K: 1 S: 11	H: 2 LOB: 0 BB: 2 P: 27	R: 0 E: 0 K: 0 S: 9	H: 0 LOB: 0 BB: 0 P: 11	R: 2 E: 0 K: 0 S: 13	H: 2 LOB: 0 BB: 0 P: 17	R: 0 E: 0 K: 0 S: 5	H: 0 LOB: 0 BB: 0 P: 6	R: 1 E: 2 K: 0 S: 12	H: 3 LOB: 3 BB: 1 P: 23	R: 0 E: 0 K: 0 S: 5	H: 1 LOB: 1 BB: 0 P: 6	1B: 10 2B: 1 3B: 0 HR: 3	SF: 2 SAC: 0 DP: 1 HBP: 0	WP: 0 PB: 0 SB: 0 CS: 0	PA: 47			
PITCHER	IP	WLS	BF	H	R	ER	SO	BB	IBB	HBP	BLK	WP	HR	S	P	ERA	WHIP								
34 Homer Bailey, R ERA: 8.1	3.2	L	23	7	7	7	2	5	0	0	0	0	1	45	92	17.18	3.273								
Ricky Stone, R ERA: 6.75	0.1		2	1	1	1	1	0	0	0	0	0	1	5	11	27.00	3.000								
53 Brad Salmon, R ERA: 3.98	2.0		8	2	2	2	2	0	0	0	0	0	1	22	28	9.00	1.000								
56 Todd Coffey, R ERA: 4.24	1.2		9	3	1	0	0	0	1	0	0	0	0	16	27	0.00	1.800								
40 Jon Coutlangus, L ERA: 4.73	0.1		1	0	0	0	0	0	0	0	0	0	0	1	2	0.00	0.000								
30 Norris Hopper, R OBP: 0.325, SLG: 0.342											4	2	2	0	1	0	2								
4 Brandon Phillips, R OBP: 0.318, SLG: 0.469											4	3	1	2	1	0	3								
Ken Griffey Jr., L OBP: 0.387, SLG: 0.577											4	1	2	3	0	2	0								
Jeff Conine, R OBP: 0.331, SLG: 0.421											3	0	0	1	0	0	0								
Adam Dunn, L OBP: 0.352, SLG: 0.561											4	0	0	0	0	1	1								
28 Edwin Encarnación, R OBP: 0.351, SLG: 0.385											4	0	1	0	0	1	1								
2 Alex Gonzalez, R OBP: 0.301, SLG: 0.456											3	0	0	0	1	1	0								
26 David Ross, R OBP: 0.254, SLG: 0.415											4	1	1	1	0	0	2								
34 Homer Bailey, R ERA: 5.08											1	0	0	0	0	0	0								
Juan Castro, R ERA: 4.5											0	0	0	0	0	0	0								
31 Ryan Franklin, R ERA: 1.35											0	0	0	0	0	0	0								
34 Randy Flores, L ERA: 4.91											0	0	0	0	0	0	0								
Inning Stats	R: 2 E: 0 K: 1 S: 14	H: 2 LOB: 0 BB: 0 P: 22	R: 0 E: 0 K: 0 S: 9	H: 0 LOB: 0 BB: 0 P: 15	R: 3 E: 0 K: 1 S: 13	H: 3 LOB: 0 BB: 0 P: 17	R: 0 E: 1 K: 1 S: 15	H: 1 LOB: 2 BB: 1 P: 25	R: 1 E: 0 K: 1 S: 10	H: 1 LOB: 1 BB: 1 P: 19	R: 1 E: 0 K: 1 S: 10	H: 1 LOB: 0 BB: 0 P: 18	R: 0 E: 0 K: 1 S: 8	H: 0 LOB: 0 BB: 0 P: 14	R: 0 E: 0 K: 0 S: 10	H: 0 LOB: 0 BB: 0 P: 13	R: 0 E: 0 K: 1 S: 9	H: 0 LOB: 1 BB: 1 P: 19	1B: 5 2B: 0 3B: 0 HR: 3	SF: 1 SAC: 0 DP: 0 HBP: 0	WP: 0 PB: 0 SB: 0 CS: 0	PA: 38			
PITCHER	IP	WLS	BF	H	R	ER	SO	BB	IBB	HBP	BLK	WP	HR	S	P	ERA	WHIP								
46 Mike Maroth, L ERA: 5.08	3.0		16	6	5	5	2	1	0	0	0	0	0	11	19	9.00	1.000								
Troy Percival, R ERA: 4.5	1.0	W	4	0	1	1	1	1	0	0	0	0	0	11	19	9.00	1.000								
61 Troy Cate, L ERA: 1.74	2.0	H	8	2	1	1	2	0	0	0	0	0	1	18	31	4.50	1.000								
31 Ryan Franklin, R ERA: 1.35	2.0	H	6	0	0	0	1	0	0	0	0	0	0	18	27	0.00	0.000								
34 Randy Flores, L ERA: 4.91	1.0		4	0	0	0	1	1	0	0	0	0	0	9	19	0.00	1.000								

St. Louis Cardinals @ Cincinnati Reds
Great American Ball Park, Cincinnati, OH
Sun Jul 01 2007, 1:15 PM EDT
Att: 24,126 - Partly Cloudy - 81 F

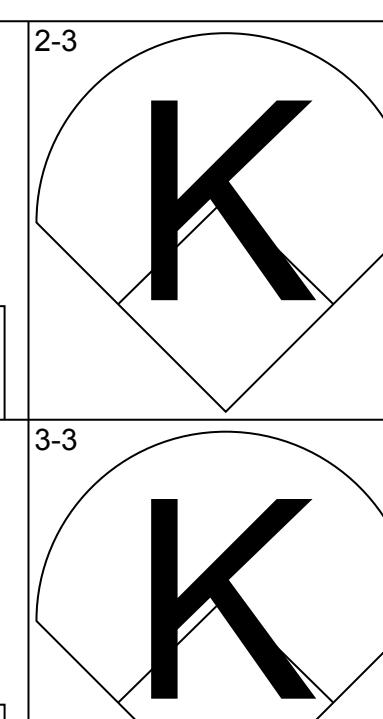
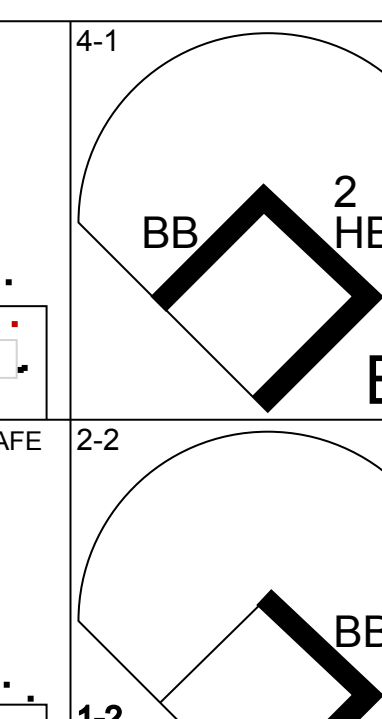
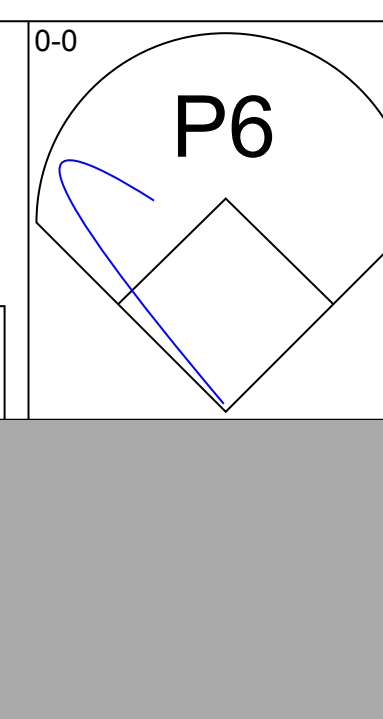
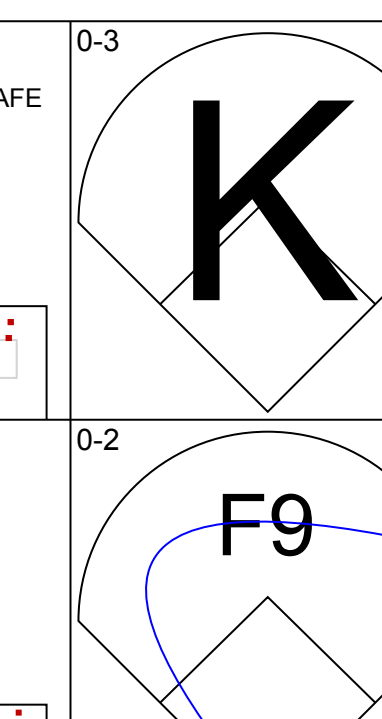
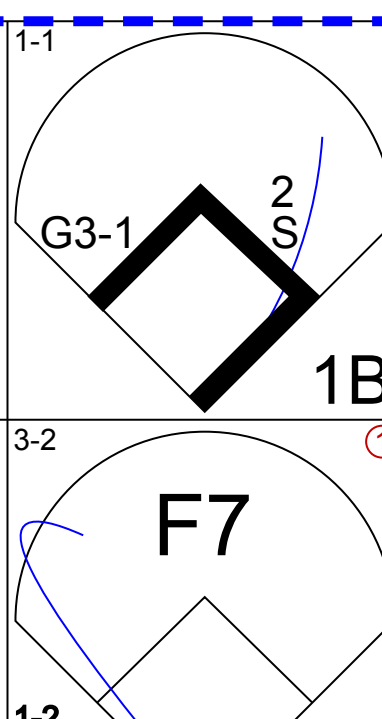
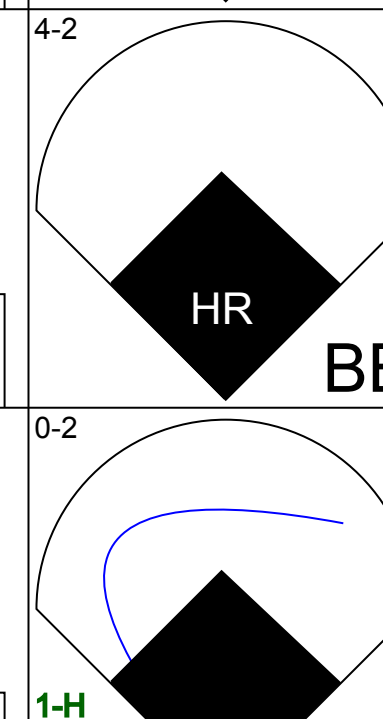
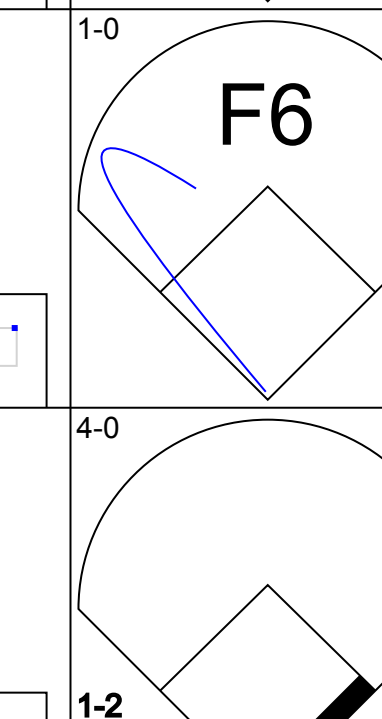
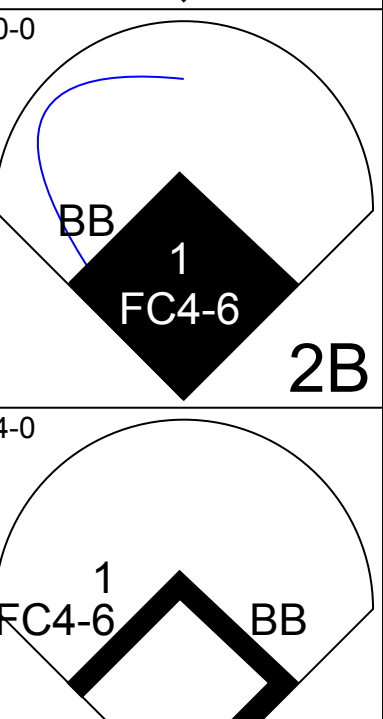

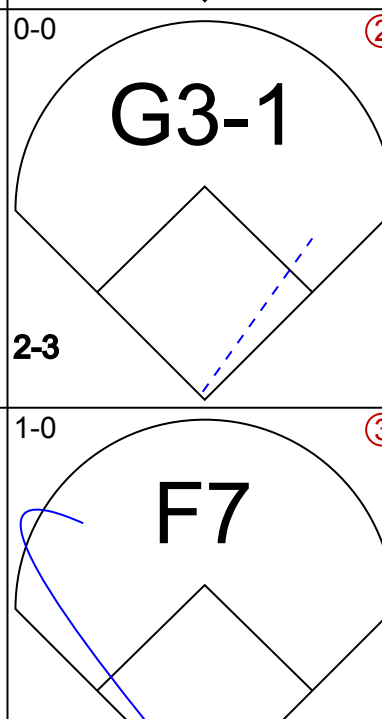
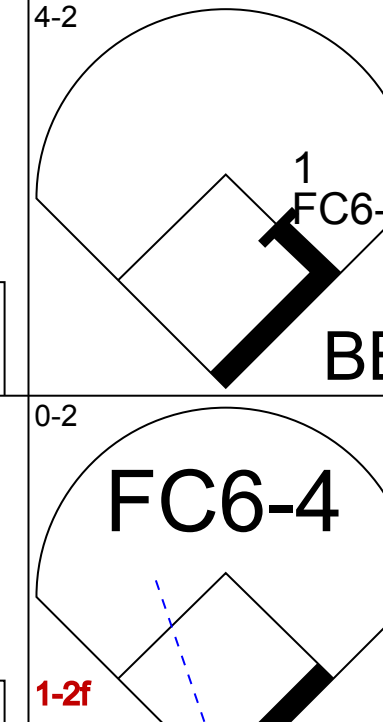
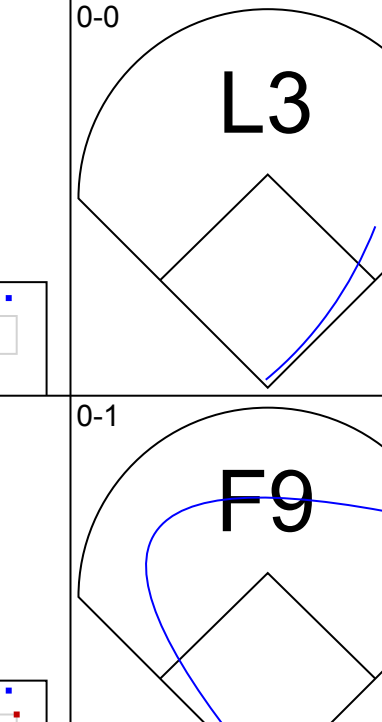
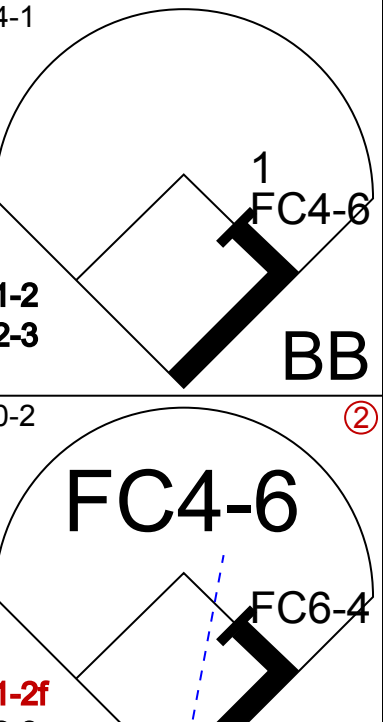
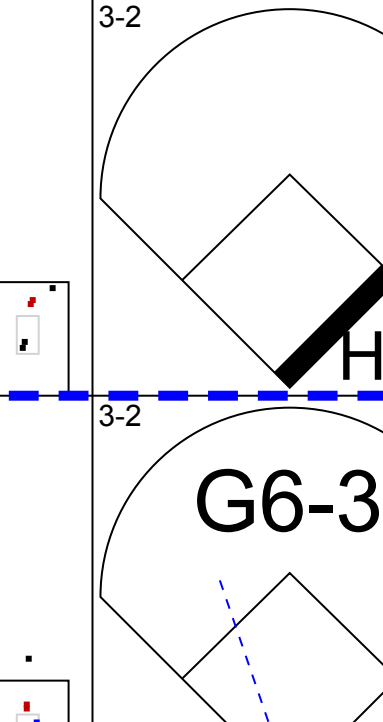



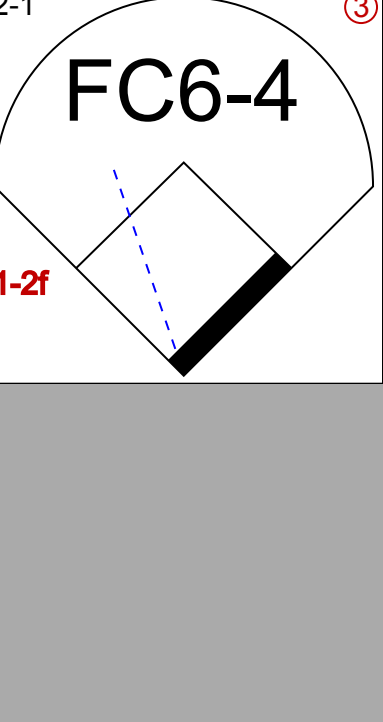



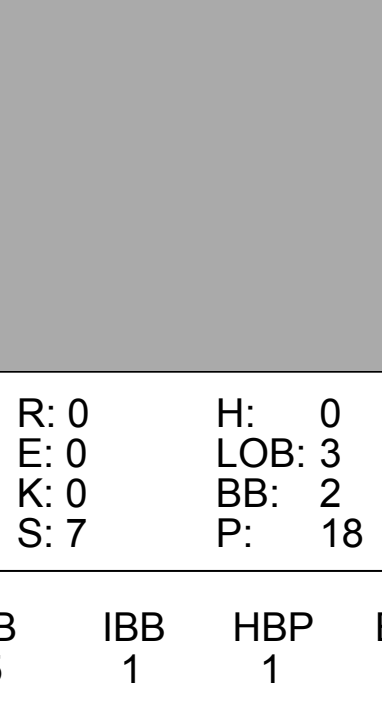


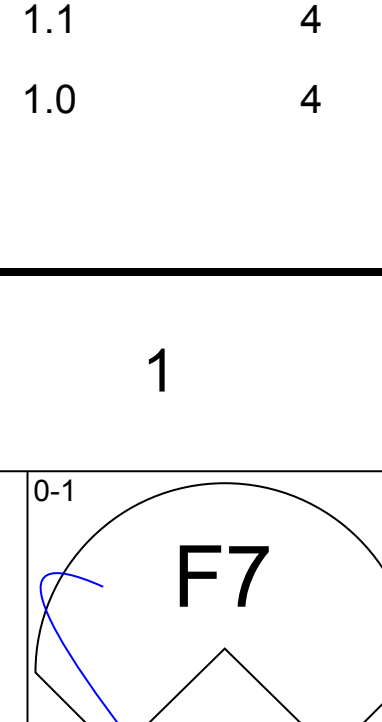
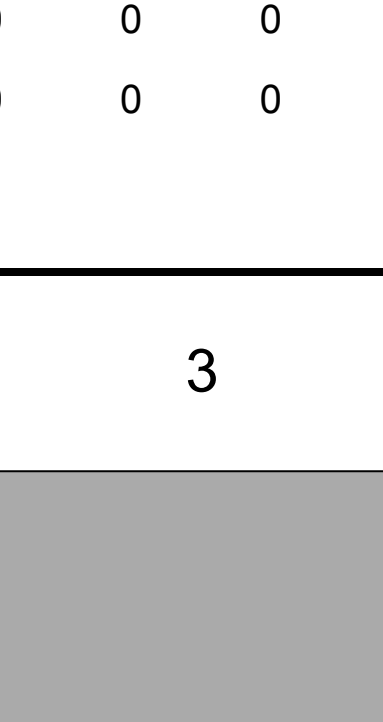

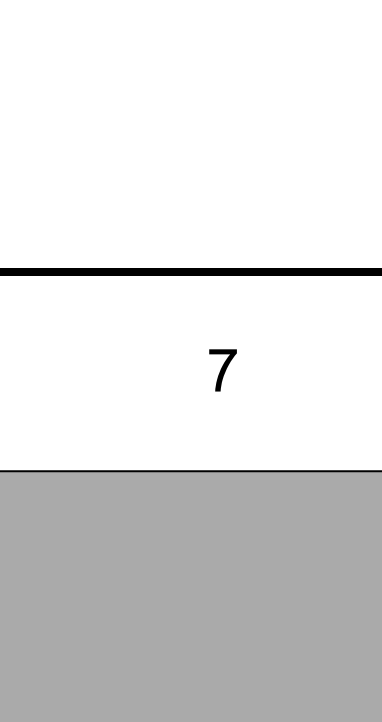
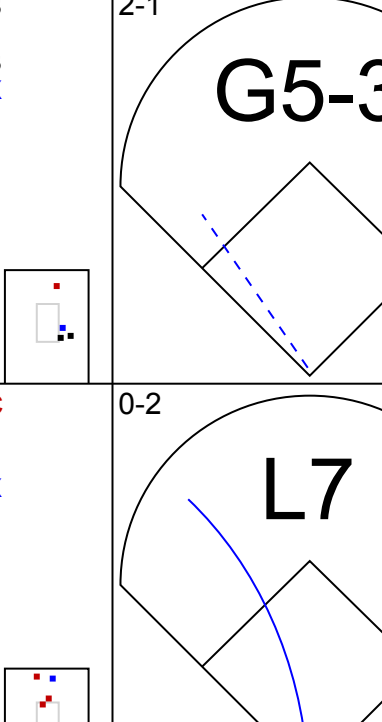
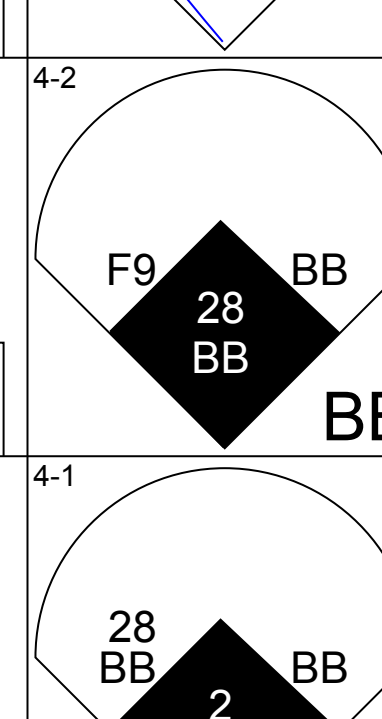
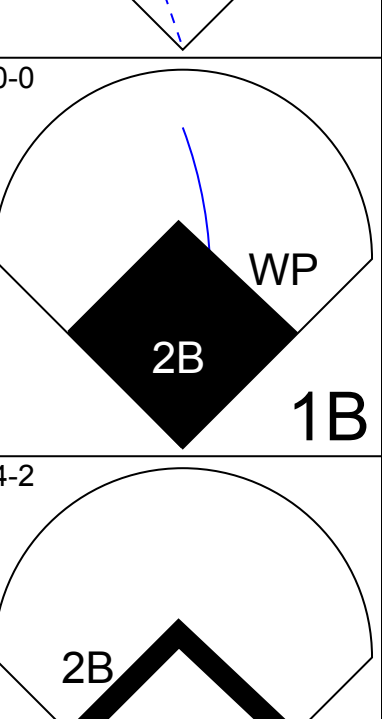
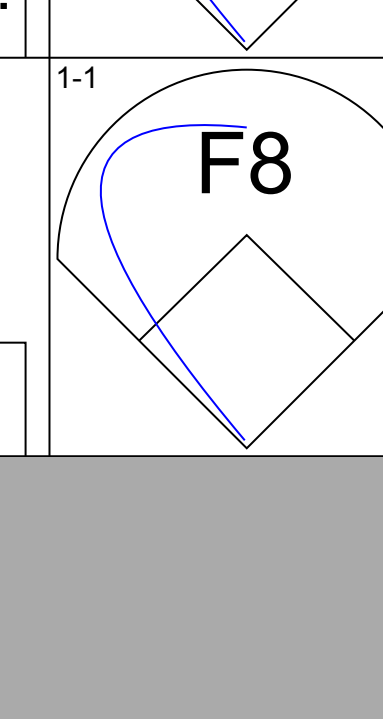
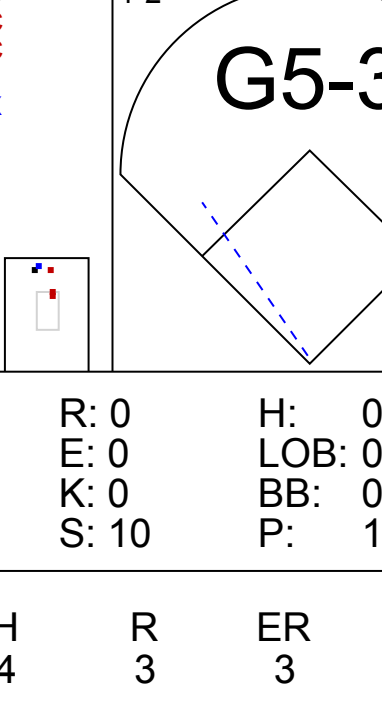
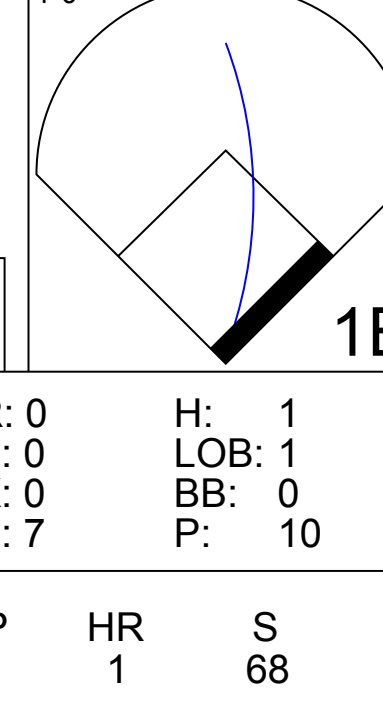
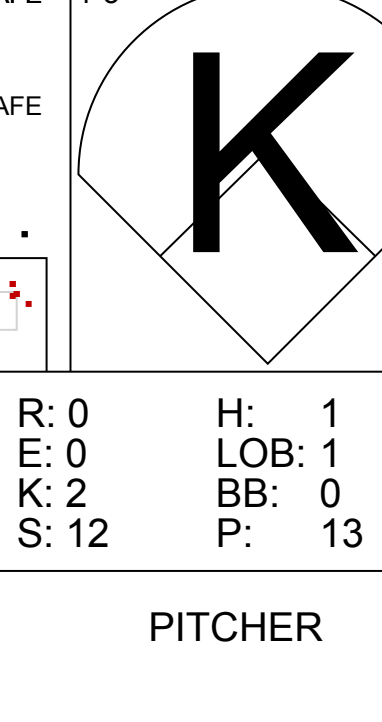
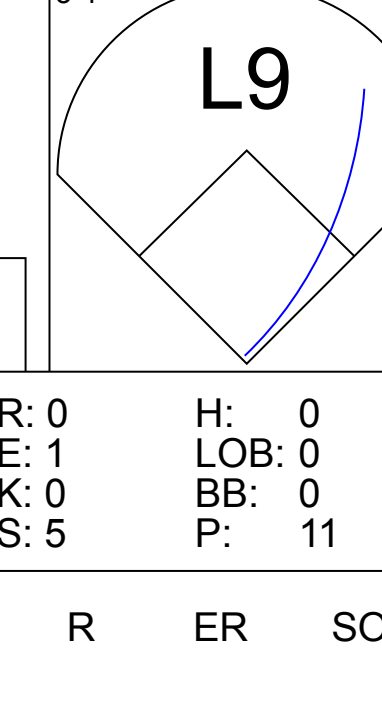
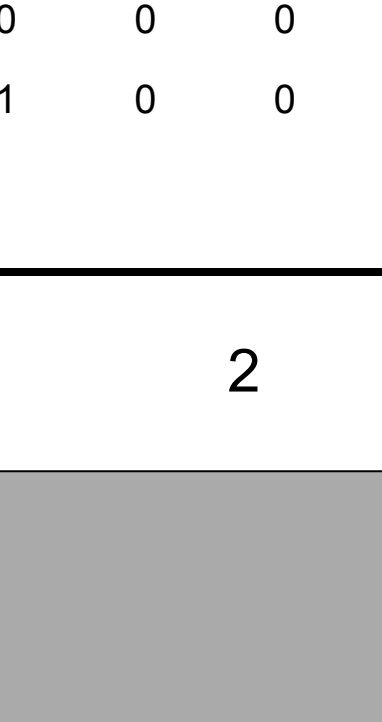
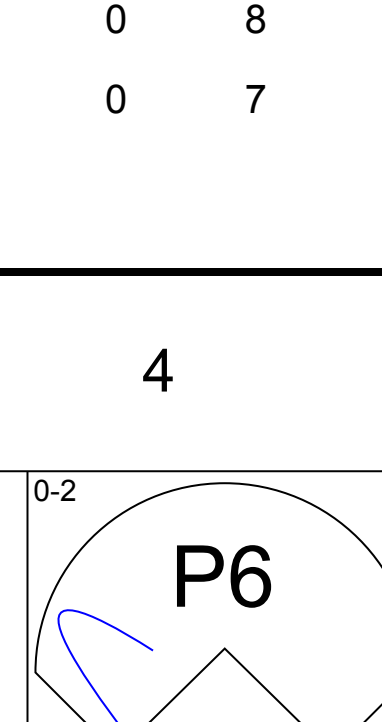
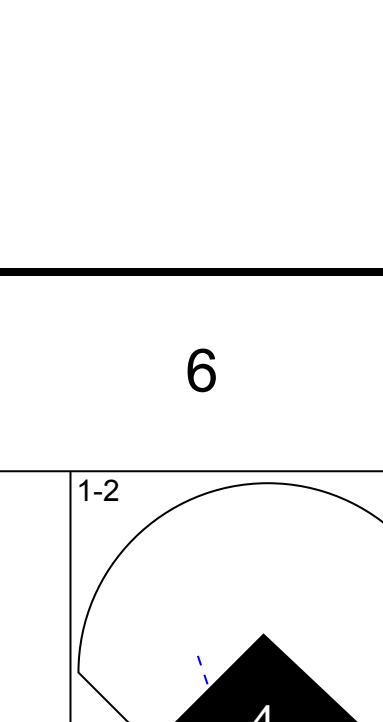
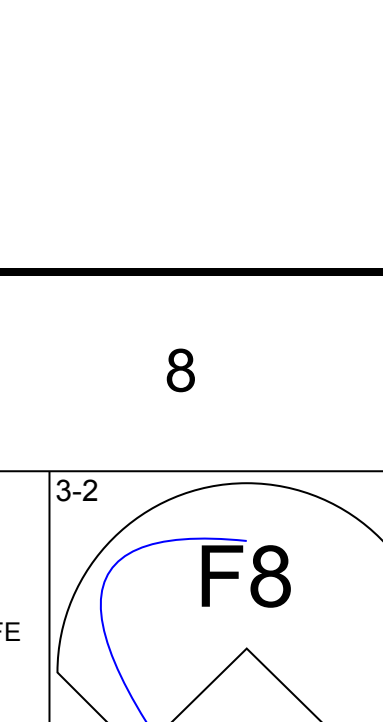
AB 39
R 11
H 14
RBI 10
BB 6
SO 5
LOB 13

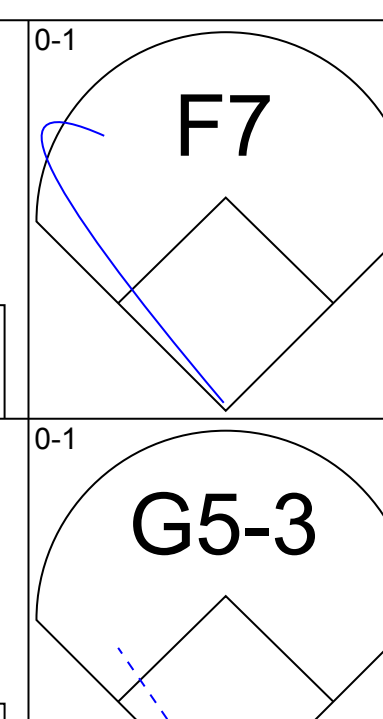
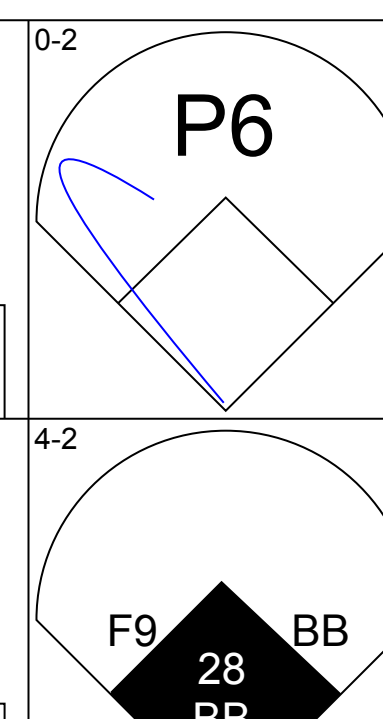
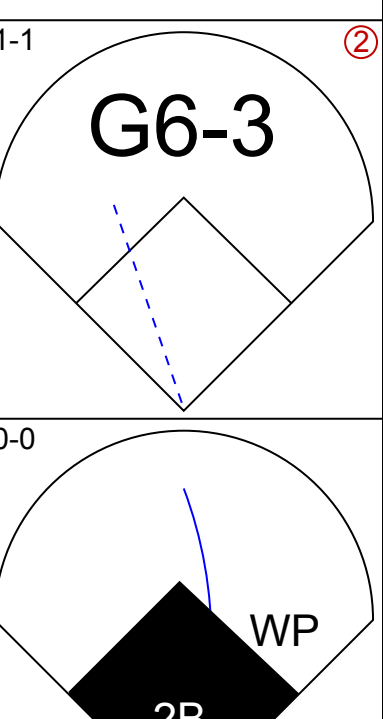
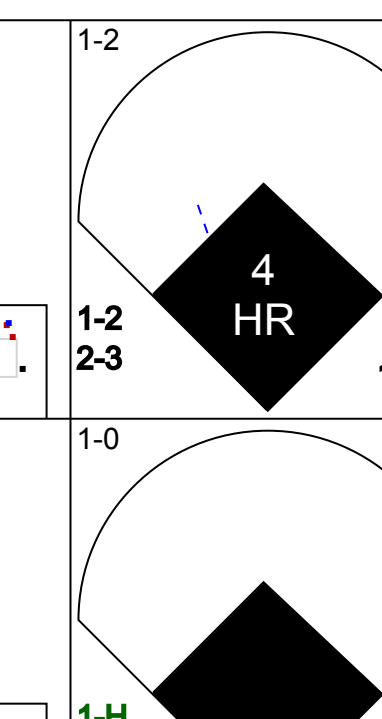
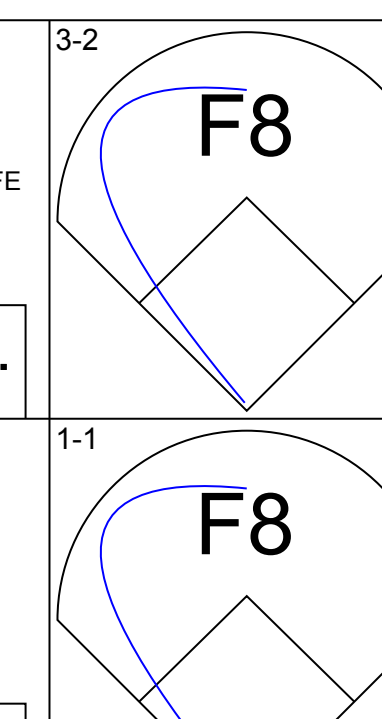
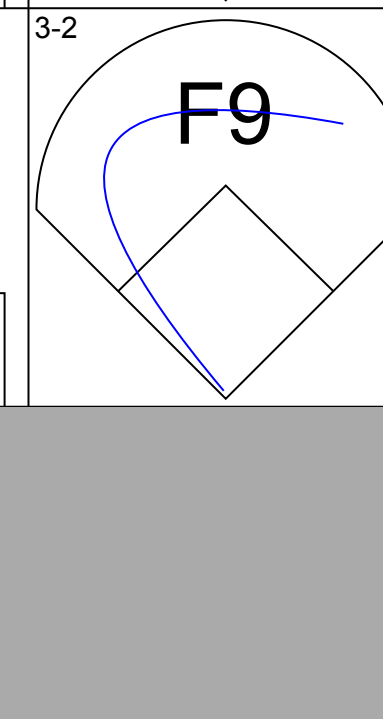
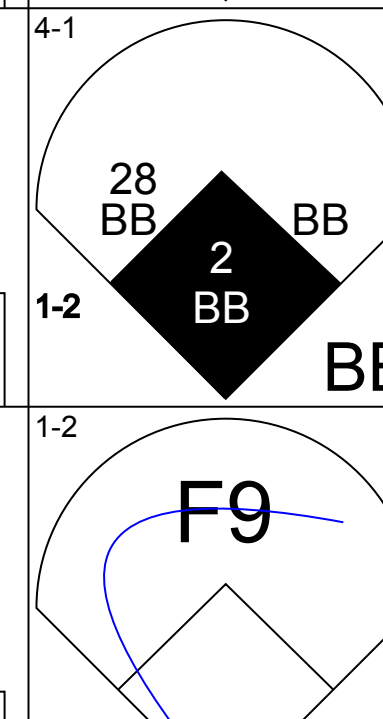
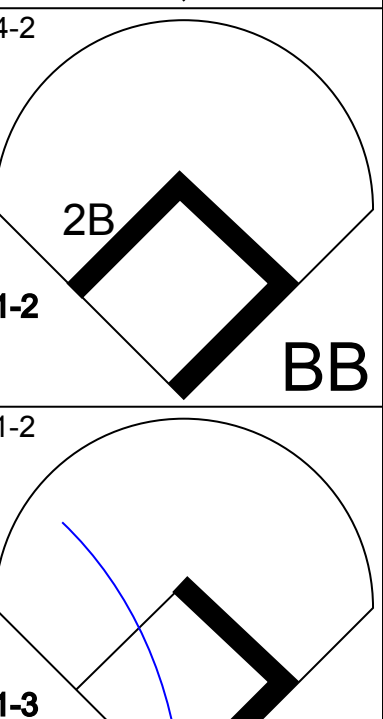
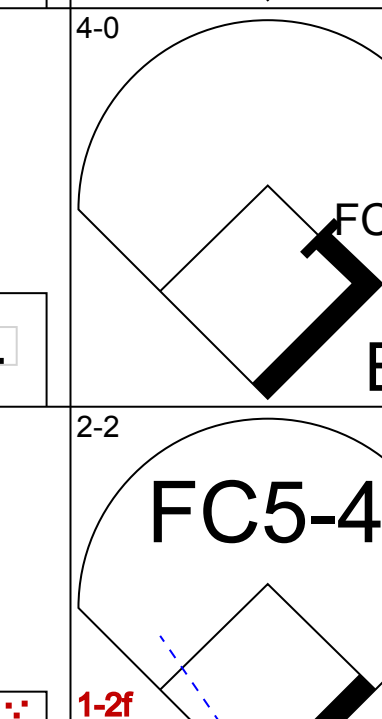


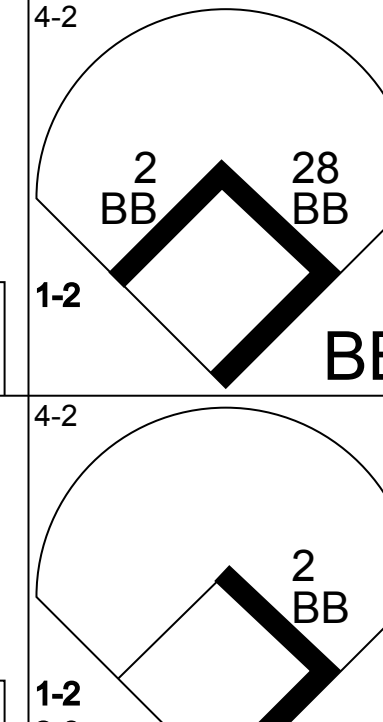

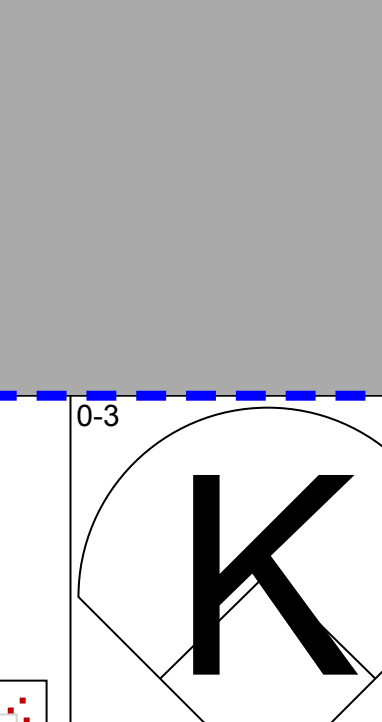
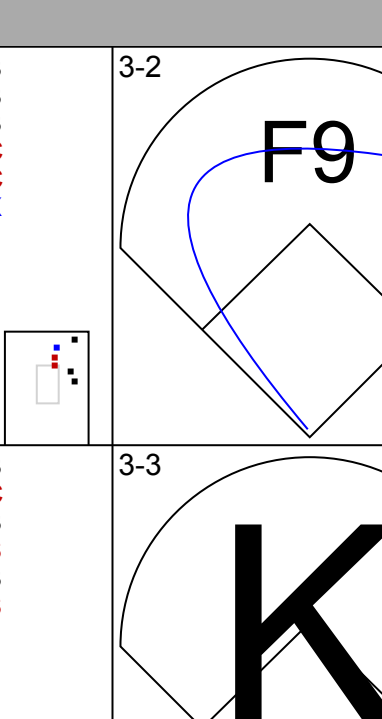
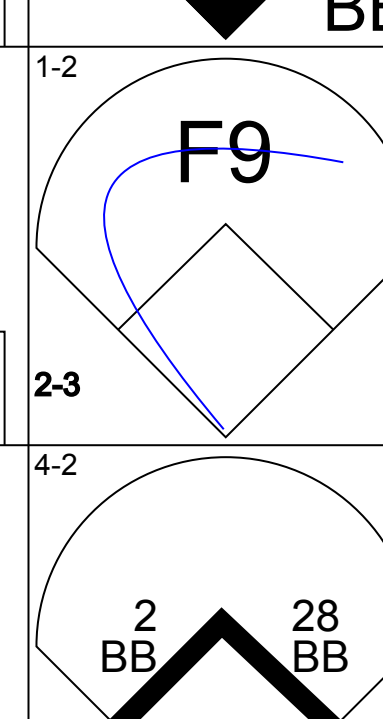
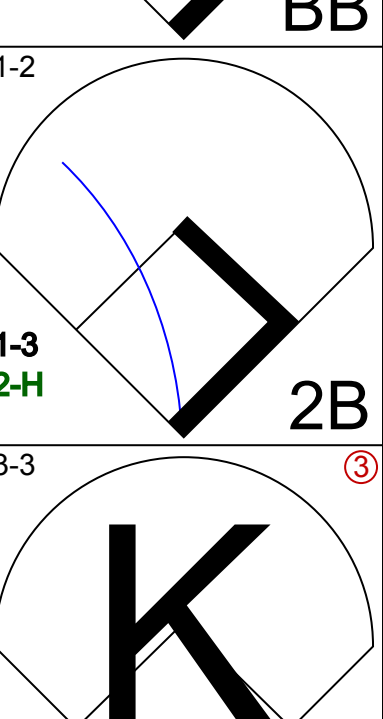
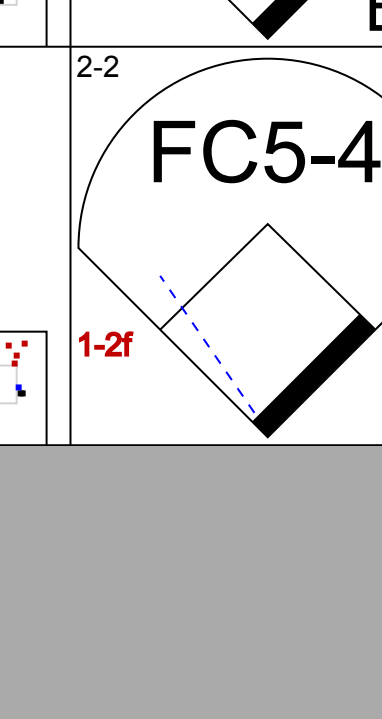
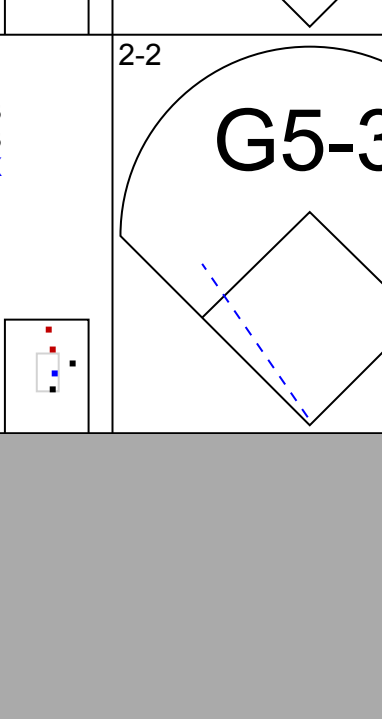
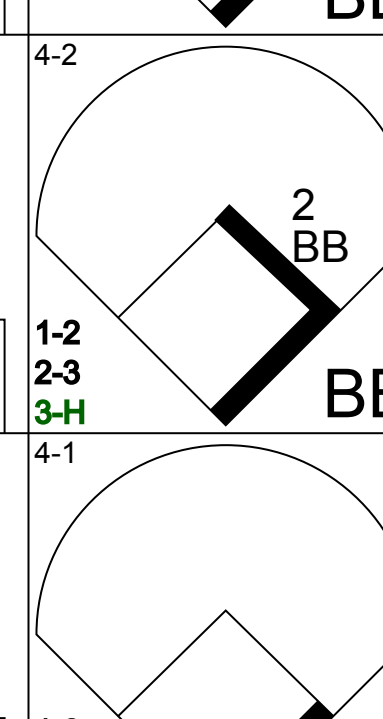
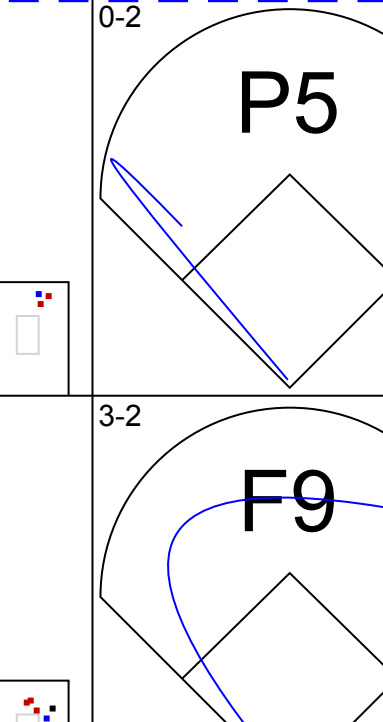
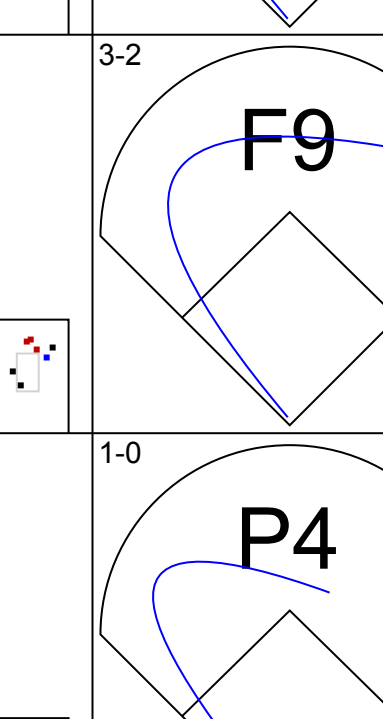

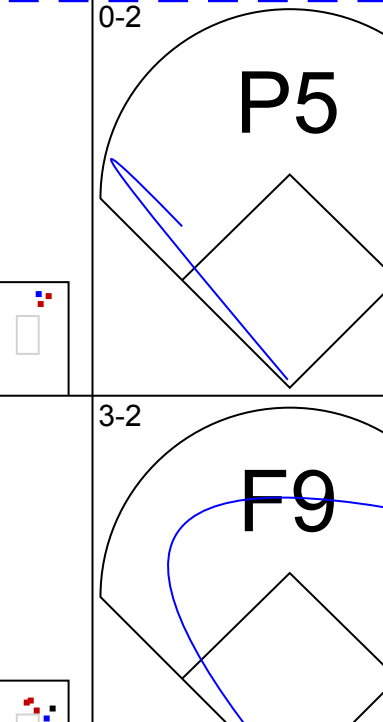
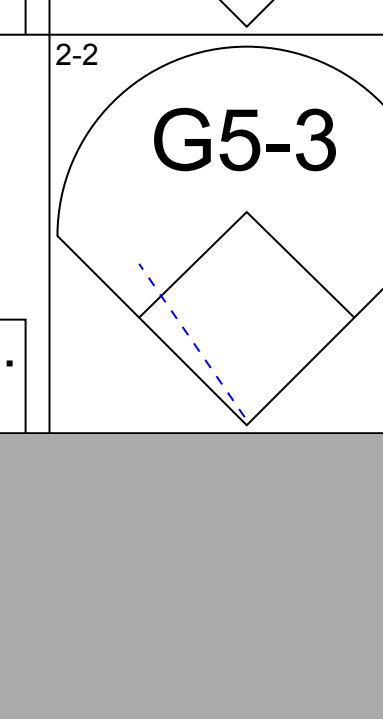
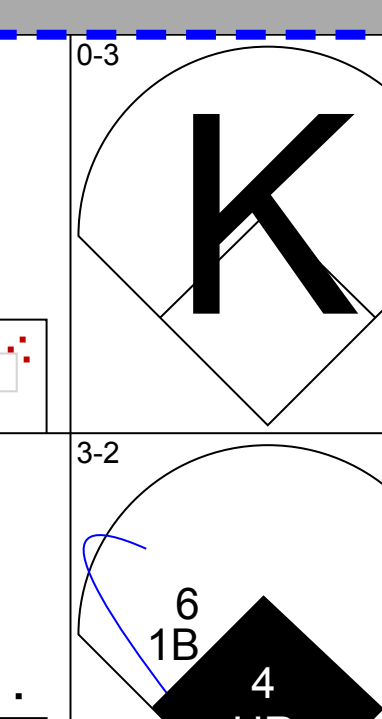
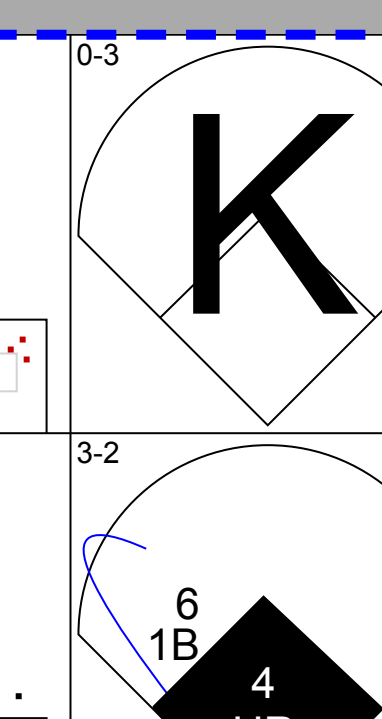
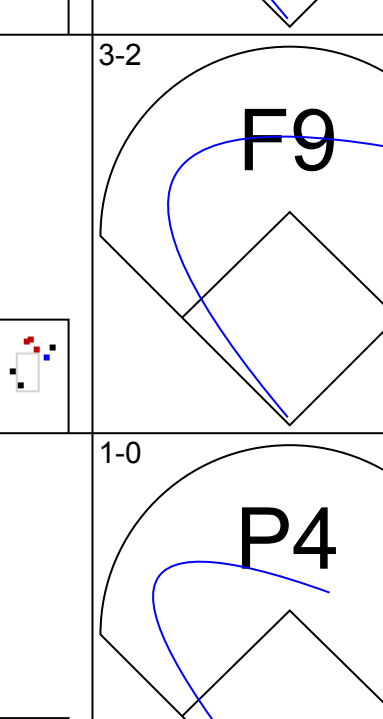
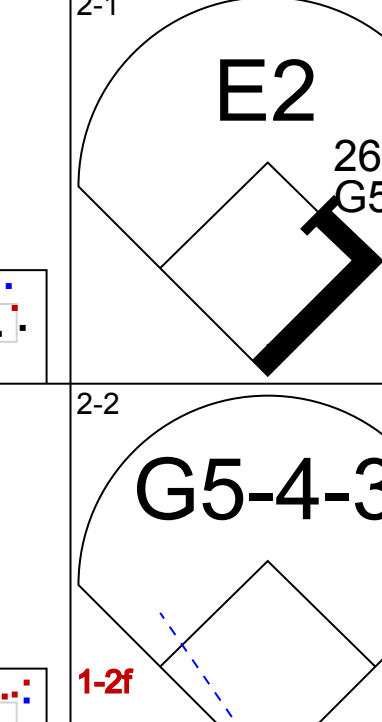
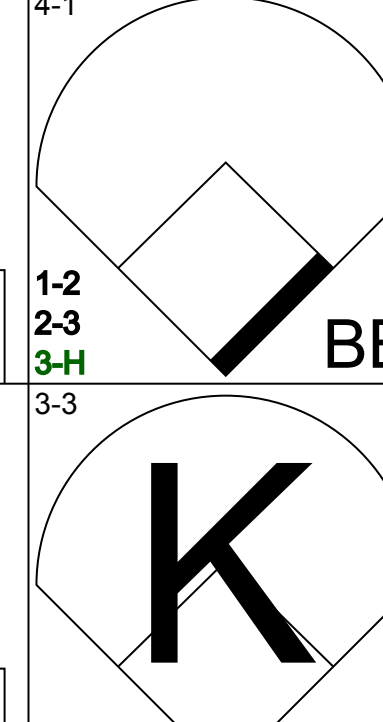
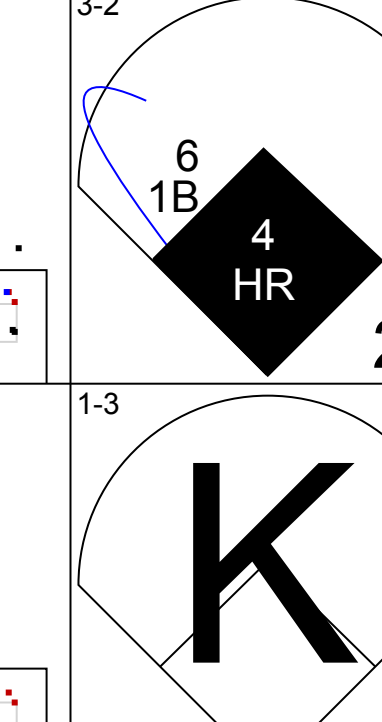
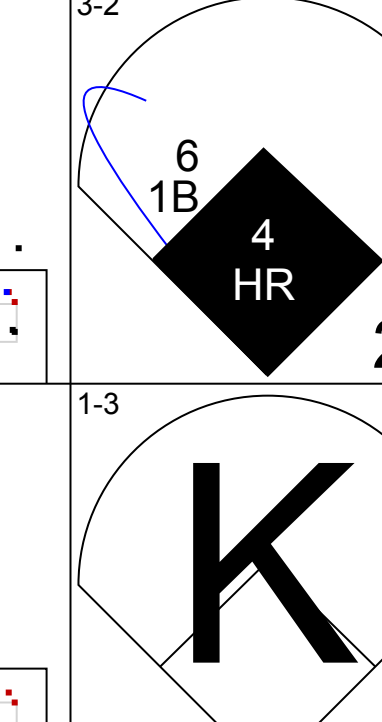
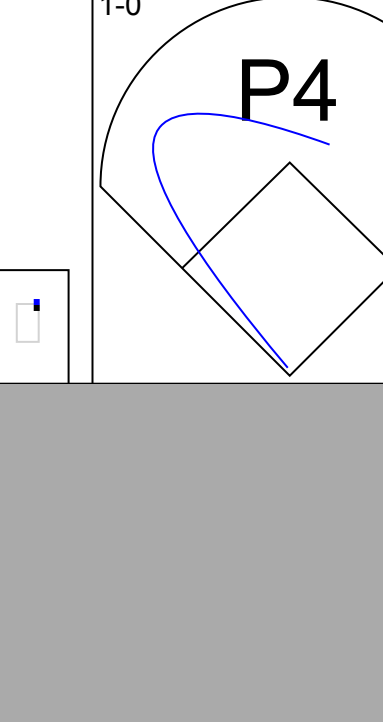
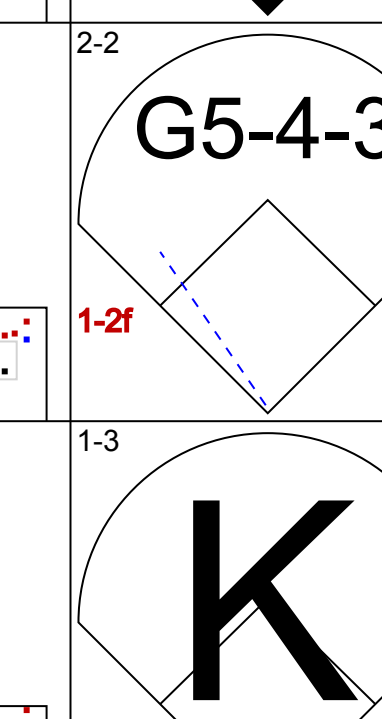
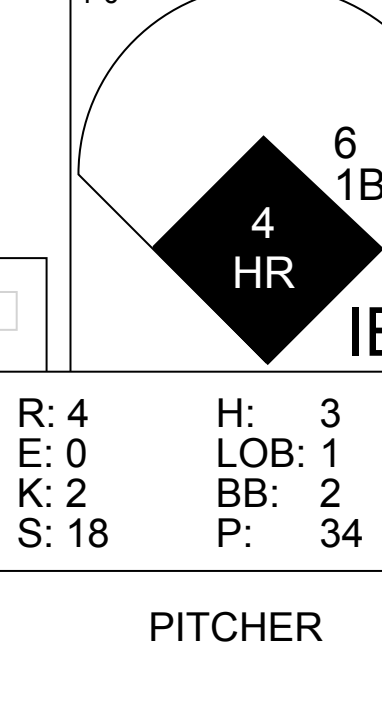
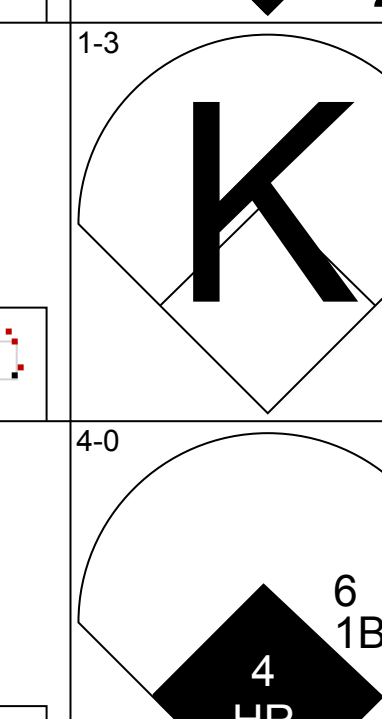
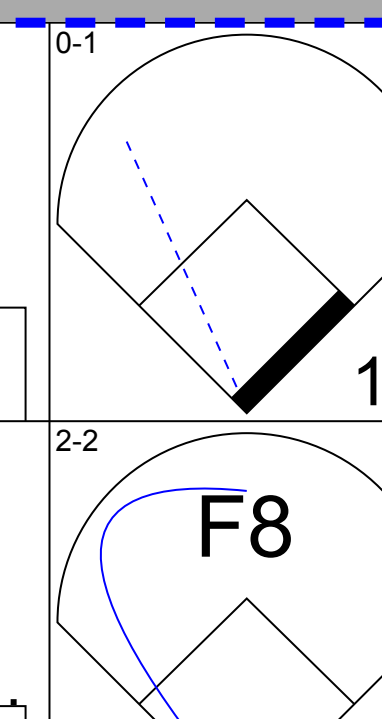
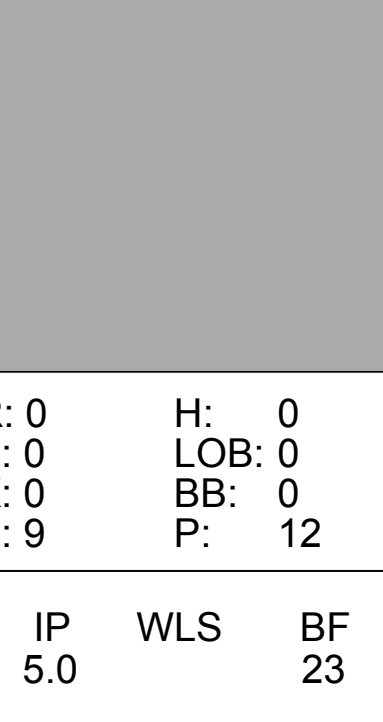
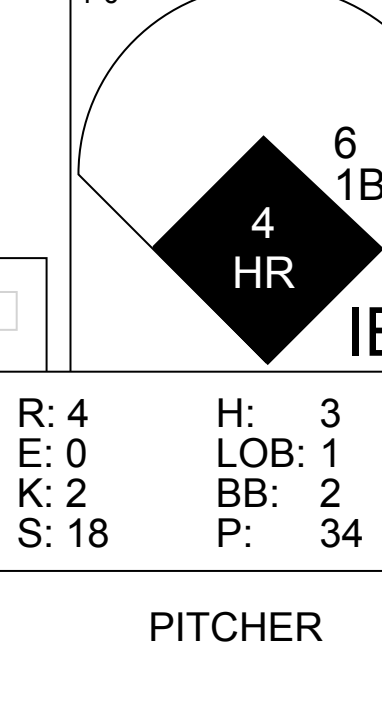
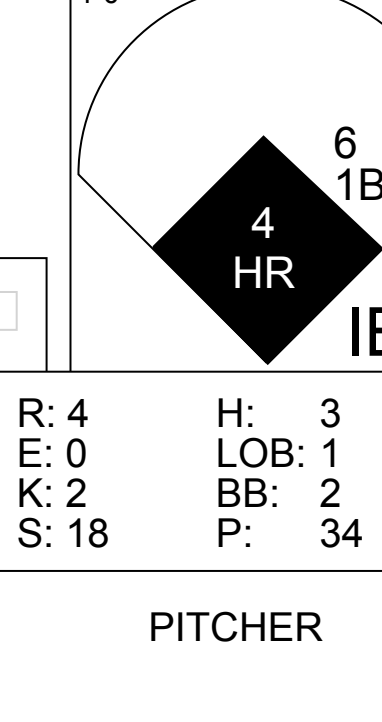
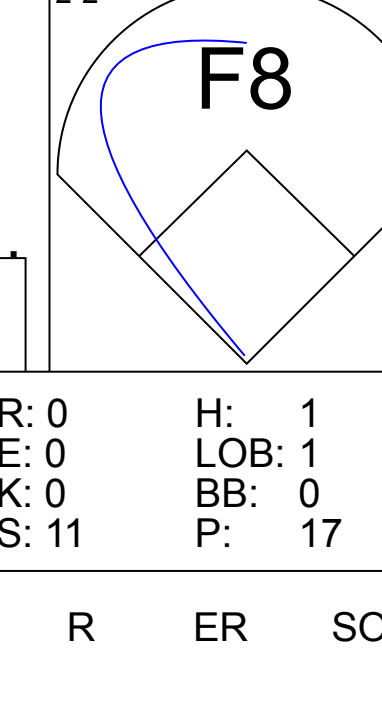


St. Louis Cardinals @ Cincinnati Reds
Great American Ball Park, Cincinnati, OH
Sun Jul 01 2007, 1:15 PM EDT
Att: 24,126 - Partly Cloudy - 81 F


AB 34
R 7
H 8
RBI 7
BB 3
SO 7
LOB 11




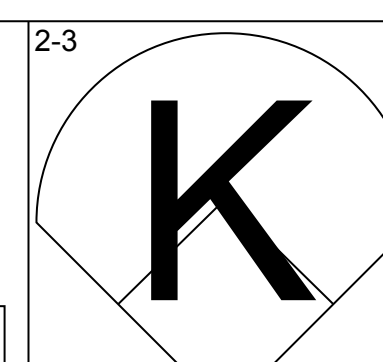
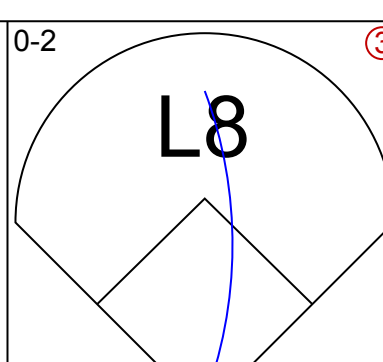
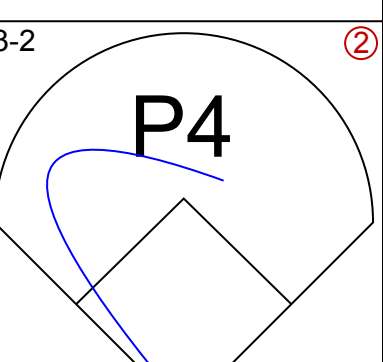
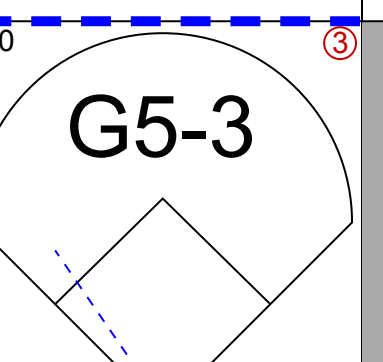
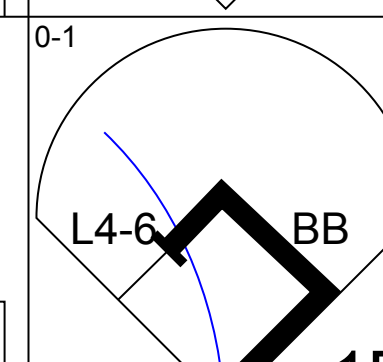
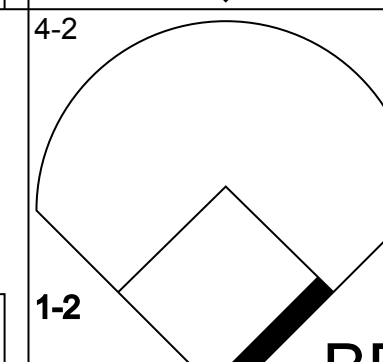
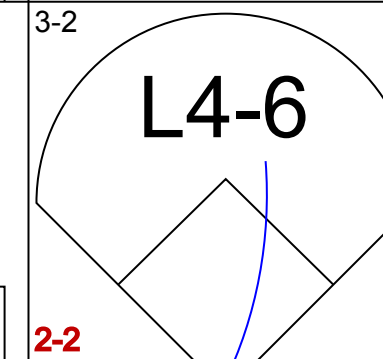
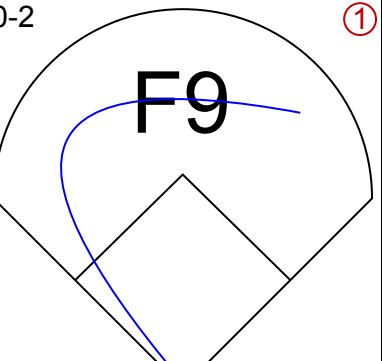
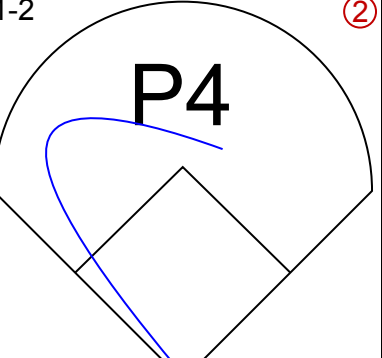
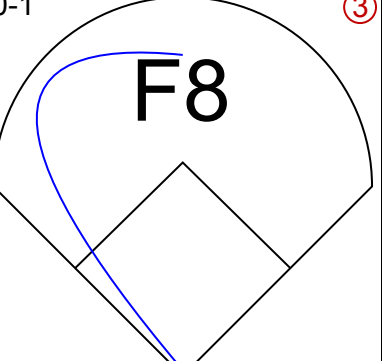
Batter	1	2	3	4	5	6	7	8	9	AB	R	H	RBI	BB	SO	LOB	TOP						
10 Dave Roberts, L OBP: 0.286, SLG: 0.331										4	0	1	0	1	2	2	San Francisco Giants @ Cincinnati Reds Great American Ball Park, Cincinnati, OH Tue Jul 03 2007, 7:10 PM EDT Att: 37,299 - Clear - 87 F livebaseballscorecards.com						
2 Randy Winn, S OBP: 0.331, SLG: 0.403										4	0	0	0	0	1	2							
Ray Durham, S OBP: 0.322, SLG: 0.406										4	2	1	0	1	0	3							
Barry Bonds, L OBP: 0.517, SLG: 0.614										3	1	1	2	2	0	1							
Ryan Klesko, L OBP: 0.387, SLG: 0.486										1	0	0	0	2	0	3							
1 Bengie Molina, R OBP: 0.307, SLG: 0.431										4	0	0	1	0	0	7							
Pedro Feliz, R OBP: 0.275, SLG: 0.418										4	0	0	0	0	0	2							
13 Omar Vizquel, S OBP: 0.286, SLG: 0.297										4	0	1	0	0	0	1							
75 Barry Zito, L 19 Kevin Frandsen, R 32 Kevin Correia, R 71 Pat Misch, L Mark Sweeney, L Steve Kline, S										2	0	1	0	0	0	0							
Inning Stats	R: 2 E: 0 K: 2 S: 23	H: 1 LOB: 1 BB: 2 P: 36	R: 0 E: 0 K: 0 S: 10	H: 0 LOB: 0 BB: 0 P: 13	R: 0 E: 0 K: 0 S: 7	H: 0 LOB: 3 BB: 2 P: 18	R: 0 E: 0 K: 0 S: 7	H: 1 LOB: 0 BB: 0 P: 10	R: 1 E: 0 K: 2 S: 9	H: 2 LOB: 2 BB: 1 P: 19	R: 0 E: 0 K: 0 S: 12	H: 1 LOB: 1 BB: 0 P: 13	R: 0 E: 0 K: 0 S: 11	H: 0 LOB: 1 BB: 0 P: 18	R: 0 E: 1 K: 0 S: 5	H: 0 LOB: 0 BB: 0 P: 11	R: 0 E: 0 K: 0 S: 7	H: 1 LOB: 1 BB: 0 P: 12	1B: 3 2B: 1 3B: 0 HR: 1	SF: 0 SAC: 0 DP: 1 HBP: 2	WP: 0 PA: 40 PB: 0 SB: 1 CS: 0		
PITCHER	IP WLS BF H R ER SO BB IBB HBP BLK WP HR S P ERA WHIP	IP WLS BF H R ER SO BB IBB HBP BLK WP HR S P ERA WHIP	IP WLS BF H R ER SO BB IBB HBP BLK WP HR S P ERA WHIP	IP WLS BF H R ER SO BB IBB HBP BLK WP HR S P ERA WHIP	IP WLS BF H R ER SO BB IBB HBP BLK WP HR S P ERA WHIP	IP WLS BF H R ER SO BB IBB HBP BLK WP HR S P ERA WHIP	IP WLS BF H R ER SO BB IBB HBP BLK WP HR S P ERA WHIP	IP WLS BF H R ER SO BB IBB HBP BLK WP HR S P ERA WHIP	IP WLS BF H R ER SO BB IBB HBP BLK WP HR S P ERA WHIP	IP WLS BF H R ER SO BB IBB HBP BLK WP HR S P ERA WHIP	IP WLS BF H R ER SO BB IBB HBP BLK WP HR S P ERA WHIP	IP WLS BF H R ER SO BB IBB HBP BLK WP HR S P ERA WHIP	IP WLS BF H R ER SO BB IBB HBP BLK WP HR S P ERA WHIP	IP WLS BF H R ER SO BB IBB HBP BLK WP HR S P ERA WHIP	IP WLS BF H R ER SO BB IBB HBP BLK WP HR S P ERA WHIP	IP WLS BF H R ER SO BB IBB HBP BLK WP HR S P ERA WHIP	IP WLS BF H R ER SO BB IBB HBP BLK WP HR S P ERA WHIP	IP WLS BF H R ER SO BB IBB HBP BLK WP HR S P ERA WHIP	IP WLS BF H R ER SO BB IBB HBP BLK WP HR S P ERA WHIP	IP WLS BF H R ER SO BB IBB HBP BLK WP HR S P ERA WHIP	IP WLS BF H R ER SO BB IBB HBP BLK WP HR S P ERA WHIP		
39 Aaron Harang, R ERA: 3.84	6.0	W	29	4	3	3	4	5	1	1	0	0	0	0	0	0	0	0	0	8	12	0.00	0.000
40 Jon Coutlangus, L ERA: 4.61	0.2		3	0	0	0	0	0	0	0	0	0	0	0	0	0	0	0	0	8	12	0.00	0.000
56 Todd Coffey, R ERA: 4.08	1.1		4	0	0	0	0	0	0	0	0	0	0	0	0	0	0	0	0	8	12	0.00	0.000
25 David Weathers, R ERA: 3.1	1.0		4	1	0	0	0	0	0	0	0	0	0	0	0	0	0	0	7	12	0.00	1.000	

Batter	1	2	3	4	5	6	7	8	9	AB	R	H	RBI	BB	SO	LOB	BOTTOM						
6 Ryan Freel, R OBP: 0.310, SLG: 0.359										5	1	1	0	0	0	1	San Francisco Giants @ Cincinnati Reds Great American Ball Park, Cincinnati, OH Tue Jul 03 2007, 7:10 PM EDT Att: 37,299 - Clear - 87 F livebaseballscorecards.com						
4 Brandon Phillips, R OBP: 0.322, SLG: 0.479										4	3	2	4	1	0	1							
Ken Griffey Jr., L OBP: 0.391, SLG: 0.575										1	1	0	0	3	0	0							
Jeff Conine, R OBP: 0.329, SLG: 0.423										4	0	1	1	0	0	3							
Adam Dunn, L OBP: 0.391, SLG: 0.555										3	0	0	0	1	2	2							
30 Norris Hopper, R OBP: 0.325, SLG: 0.342										0	0	0	0	0	0	0							
28 Edwin Encarnación, R OBP: 0.349, SLG: 0.380										3	0	0	1	1	1	0							
2 Alex Gonzalez, R OBP: 0.303, SLG: 0.458										3	1	1	1	1	0	0							
26 David Ross, R OBP: 0.264, SLG: 0.411										4	0	1	0	0	2	5							
39 Aaron Harang, R Scott Hartleb, L 40 Jon Coutlangus, L 56 Todd Coffey, R 9 Juan Castro, R 25 David Weathers, R										2	0	0	0	0	2	0							
Inning Stats	R: 0 E: 0 K: 0 S: 9	H: 0 LOB: 0 BB: 0 P: 12	R: 0 E: 0 K: 1 S: 9	H: 0 LOB: 0 BB: 0 P: 17	R: 0 E: 1 K: 1 S: 10	H: 0 LOB: 3 BB: 5 P: 44	R: 1 E: 0 K: 2 S: 16	H: 2 LOB: 2 BB: 1 P: 25	R: 4 E: 0 K: 2 S: 18	H: 3 LOB: 1 BB: 2 P: 34	R: 0 E: 0 K: 0 S: 8	H: 0 LOB: 0 BB: 0 P: 12	R: 0 E: 0 K: 0 S: 11	H: 1 LOB: 1 BB: 0 P: 17	R: 0 E: 0 K: 0 S: 7	H: 0 LOB: 0 BB: 0 P: 11	1B: 3 2B: 2 3B: 0 HR: 1	SF: 0 SAC: 0 DP: 1 HBP: 0	WP: 1 PA: 38 PB: 0 SB: 0 CS: 0				
PITCHER	IP WLS BF H R ER SO BB IBB HBP BLK WP HR S P ERA WHIP	IP WLS BF H R ER SO BB IBB HBP BLK WP HR S P ERA WHIP	IP WLS BF H R ER SO BB IBB HBP BLK WP HR S P ERA WHIP	IP WLS BF H R ER SO BB IBB HBP BLK WP HR S P ERA WHIP	IP WLS BF H R ER SO BB IBB HBP BLK WP HR S P ERA WHIP	IP WLS BF H R ER SO BB IBB HBP BLK WP HR S P ERA WHIP	IP WLS BF H R ER SO BB IBB HBP BLK WP HR S P ERA WHIP	IP WLS BF H R ER SO BB IBB HBP BLK WP HR S P ERA WHIP	IP WLS BF H R ER SO BB IBB HBP BLK WP HR S P ERA WHIP	IP WLS BF H R ER SO BB IBB HBP BLK WP HR S P ERA WHIP	IP WLS BF H R ER SO BB IBB HBP BLK WP HR S P ERA WHIP	IP WLS BF H R ER SO BB IBB HBP BLK WP HR S P ERA WHIP	IP WLS BF H R ER SO BB IBB HBP BLK WP HR S P ERA WHIP	IP WLS BF H R ER SO BB IBB HBP BLK WP HR S P ERA WHIP	IP WLS BF H R ER SO BB IBB HBP BLK WP HR S P ERA WHIP	IP WLS BF H R ER SO BB IBB HBP BLK WP HR S P ERA WHIP	IP WLS BF H R ER SO BB IBB HBP BLK WP HR S P ERA WHIP	IP WLS BF H R ER SO BB IBB HBP BLK WP HR S P ERA WHIP	IP WLS BF H R ER SO BB IBB HBP BLK WP HR S P ERA WHIP	IP WLS BF H R ER SO BB IBB HBP BLK WP HR S P ERA WHIP	IP WLS BF H R ER SO BB IBB HBP BLK WP HR S P ERA WHIP		
75 Barry Zito, L ERA: 4.65	5.0	L	23	2	3	3	5	6	0	0	0	0	0	0	0	0	0	0	1	18	34	36.00	4.000
32 Kevin Correia, R ERA: 4.08	1.0		8	3	4	4	2	1	1	0	0	0	0	0	0	0	0	0	0	8	12	0.00	0.000
71 Pat Misch, L ERA:	1.0		3	0	0	0	0	0	0	0	0	0	0	0	0	0	0	0	0	8	12	0.00	0.000
Steve Kline, L ERA: 4.13	1.0		4	1	0	0	0	0	0	0	0	0	0	0	0	0	0	0	11	17	0.00	1.000	



Batter	1	2	3	4	5	6	7	8	9	AB	R	H	RBI	BB	SO	LOB	TOP				
10 Dave Roberts, L (1, 8) OBP: 0.286, SLG: 0.330	G4-3			F9	F9		SH2-4		F8	4	1	1	0	0	0	0	San Francisco Giants @ Cincinnati Reds Great American Ball Park, Cincinnati, OH Wed Jul 04 2007, 1:15 PM EDT Att: 24,092 - Partly Cloudy - 85 F AB 38 R 9 H 13 RBI 9 BB 3 SO 6 LOB 12 				
13 Omar Vizquel, S (1, 6) OBP: 0.291, SLG: 0.292	G1-3			F9	F8		K		K	5	0	0	0	0	2	3					
2 Randy Winn, S (1, 9) OBP: 0.335, SLG: 0.407	F7			1B					1B	4	2	2	1	1	0	0					
Ryan Klesko, L (1, 3) OBP: 0.388, SLG: 0.481		L8		1B	1B				1B	4	1	1	0	1	0	3					
Ray Durham, S (1, 4) OBP: 0.323, SLG: 0.417		L9		1B					BB	5	1	2	2	0	0	2					
35 Rich Aurilia, R (1, 5) OBP: 0.281, SLG: 0.362				1B					K	5	2	2	1	0	2	2					
14 Fred Lewis, L (1, 7) OBP: 0.345, SLG: 0.444				HR					1B	4	1	3	4	0	0	0					
39 Guillermo Rodriguez, R (1, 2) OBP: 0.375, SLG: 0.333				1B	G2-3				K	3	0	0	0	1	1	2					
18 Matt Cain, R (1, 1) Steve Kline, S (6, 1) 19 Kevin Frandsen, R (7, PH) 71 Pat Misch, R (7, 1) 23 Randy Messenger, R (8, 1) Mark Sweeney, L (8, PH) Jack Taschner, L (9, 1)				F9					HR	2	0	0	0	0	1	0					
Inning Stats	R: 0 E: 0 K: 0 S: 8	H: 0 LOB: 0 BB: 0 P: 12	R: 0 E: 0 K: 0 S: 7	H: 0 LOB: 0 BB: 0 P: 9	R: 0 E: 0 K: 0 S: 6	H: 1 LOB: 0 BB: 0 P: 8	R: 5 E: 0 K: 0 S: 22	H: 5 LOB: 0 BB: 0 P: 32	R: 0 E: 0 K: 1 S: 6	H: 0 LOB: 0 BB: 0 P: 9	R: 2 E: 0 K: 0 S: 10	H: 2 LOB: 3 BB: 2 P: 15	R: 0 E: 0 K: 1 S: 10	H: 1 LOB: 3 BB: 2 P: 23	R: 0 E: 0 K: 2 S: 14	H: 1 LOB: 1 BB: 0 P: 22		R: 2 E: 0 K: 2 S: 20	H: 3 LOB: 2 BB: 1 P: 40	1B: 8 2B: 1 3B: 0 HR: 4	SF: 0 SAC: 1 DP: 1 HBP: 0
PITCHER	IP WLS BF H R ER SO BB IBB HBP BLK WP HR S P ERA WHIP																				
31 Matt Belisle, R (1, 1) ERA: 5.28	4.0 L 17 6 5 5 0 0 0 0 0 0 0 1 43 61 11.25 1.500																				
Ricky Stone, R (5, 1) ERA: 8.1	2.0 8 2 2 2 1 0 0 0 0 0 0 2 16 24 9.00 1.000																				
Mike Gosling, L (7, 1) ERA: 5.68	2.0 10 2 0 0 3 1 1 0 0 0 0 0 24 45 0.00 1.500																				
59 Marcus McBeth, R (9, 1) ERA: 7.59	0.2 5 2 2 2 1 1 0 0 0 0 0 1 15 30 27.00 4.500																				
53 Brad Salmon, R (9, 1) ERA: 3.92	0.1 2 1 0 0 1 0 0 0 0 0 0 0 5 10 0.00 3.000																				

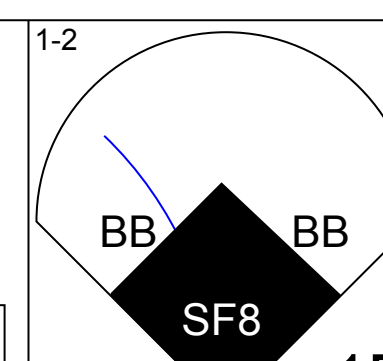
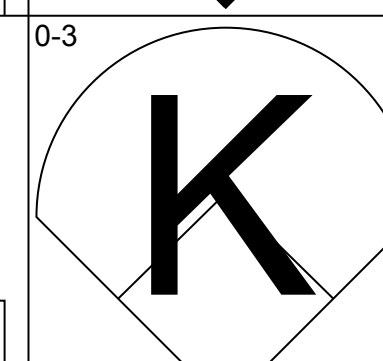
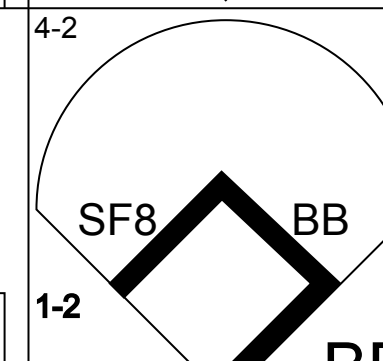
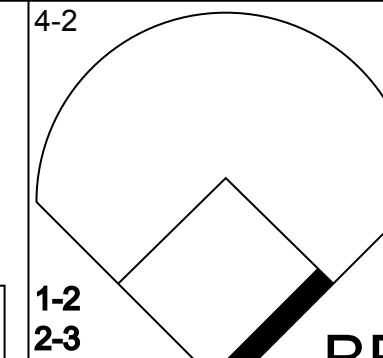
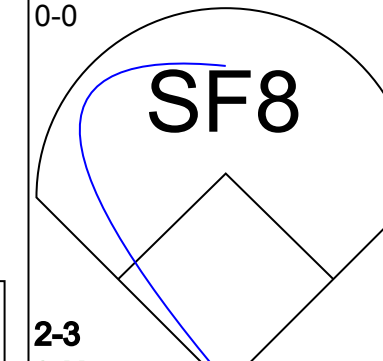
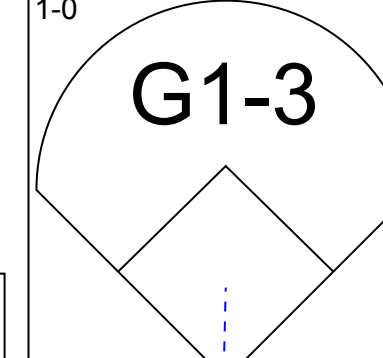

Batter	1	2	3	4	5	6	7	8	9	AB	R	H	RBI	BB	SO	LOB	BOTTOM				
Scott Hatteberg, L (1, 3) OBP: 0.389, SLG: 0.472	F7			F8						5	1	2	1	0	0	1	San Francisco Giants @ Cincinnati Reds Great American Ball Park, Cincinnati, OH Wed Jul 04 2007, 1:15 PM EDT Att: 24,092 - Partly Cloudy - 85 F 				
4 Brandon Phillips, R (1, 4) OBP: 0.350, SLG: 0.477	P3			1B					F9	5	1	1	0	0	2	3					
Ken Griffey Jr., L (1, 9) OBP: 0.394, SLG: 0.577	P5			1B					F9	4	1	2	2	1	0	2					
Adam Dunn, L (1, 7) OBP: 0.349, SLG: 0.549		K		F9					F9	5	0	1	0	0	1	2					
28 Edwin Encarnación, R (1, 5) OBP: 0.354, SLG: 0.382		1B		1B					G6-3	4	1	2	1	1	1	2					
33 Josh Hamilton, L (1, 8) OBP: 0.382, SLG: 0.528		1B		K					K	5	0	1	0	0	4	5					
Javier Valentin, S (1, 2) OBP: 0.319, SLG: 0.383		F9		G4-3					FC6-4	4	1	1	0	0	0	5					
9 Juan Castro, R (1, 6) Mike Gosling, L (7, 1)				G6-3					P3	3	0	2	1	0	0	0					
6 Ryan Freel, R (8, PH) 59 Marcus McBeth, R (9, 1) 53 Brad Salmon, L (9, 1)		1B							1B	1	0	0	0	0	0	0					
31 Matt Belisle, R (1, 1) 30 Norris Hopper, R (4, PH) Ricky Stone, R (5, 1) 2 Alex Gonzalez, R (6, PH)		FC5-4		G4-3					P3	1	0	0	0	0	0	2					
Inning Stats	R: 0 E: 0 K: 0 S: 4	H: 0 LOB: 0 BB: 0 P: 8	R: 1 E: 0 K: 1 S: 14	H: 2 LOB: 1 BB: 1 P: 22	R: 2 E: 0 K: 1 S: 14	H: 4 LOB: 0 BB: 0 P: 19	R: 0 E: 0 K: 0 S: 6	H: 0 LOB: 0 BB: 0 P: 8	R: 0 E: 0 K: 3 S: 22	H: 1 LOB: 2 BB: 1 P: 32	R: 1 E: 1 K: 1 S: 21	H: 2 LOB: 0 BB: 0 P: 30	R: 0 E: 0 K: 1 S: 9	H: 1 LOB: 1 BB: 0 P: 14	R: 0 E: 0 K: 0 S: 9	H: 1 LOB: 0 BB: 0 P: 11	R: 1 E: 0 K: 1 S: 11	H: 1 LOB: 0 BB: 0 P: 15	1B: 10 2B: 2 3B: 0 HR: 0	SF: 0 SAC: 0 DP: 0 HBP: 0	WP: 0 PA: 42 PB: 0 SB: 0 CS: 0
PITCHER	IP WLS BF H R ER SO BB IBB HBP BLK WP HR S P ERA WHIP																				
18 Matt Cain, R (1, 1) ERA: 3.53	5.2 W 29 9 4 4 0 2 0 0 0 0 0 0 0 4 7 0.00 0.000																				
Steve Kline, L (6, 1) ERA: 4.07	0.1 H 1 0 0 0 0 0 0 0 0 0 0 0 4 7 0.00 0.000																				
71 Pat Misch, L (7, 1) ERA:	1.0 H 4 1 0 0 1 0 0 0 0 0 0 0 9 14 0.00 1.000																				
23 Randy Messenger, R (8, 1) ERA: 2.23	1.0 H 4 1 0 0 0 0 0 0 0 0 0 0 9 11 0.00 1.000																				
Jack Taschner, L (9, 1) ERA: 5.06	1.0 4 1 1 1 1 0 0 0 0 0 0 0 11 15 9.00 1.000																				

Batter	1	2	3	4	5	6	7	8	9	AB	R	H	RBI	BB	SO	LOB	TOP		
2 Randy Winn, S OBP: 0.331, SLG: 0.402																	4 0 0 0 0 1 1		
14 Fred Lewis, L OBP: 0.351, SLG: 0.447																	4 1 2 0 0 2 0		
Ray Durham, S OBP: 0.322, SLG: 0.413																	3 0 0 0 1 2 1		
Barry Bonds, L OBP: 0.514, SLG: 0.607																	4 1 1 0 0 1 2		
Ryan Klesko, L OBP: 0.390, SLG: 0.481																	4 0 2 1 0 0 0		
1 Bengie Molina, R OBP: 0.302, SLG: 0.424																	4 0 0 0 0 0 3		
35 Rich Aurilia, R OBP: 0.290, SLG: 0.375																	4 1 3 1 0 0 0		
Pedro Feliz, R OBP: 0.275, SLG: 0.414																	3 0 0 0 1 0 4		
Matt Morris, R OBP: 0.212, SLG: 0.219																	2 0 0 0 0 1 1		
Mark Sweeney, L OBP: 0.313, SLG: 0.386																	1 0 1 1 0 0 0		
Steve Kline, S OBP: 0.302, SLG: 0.424																	0 0 0 0 0 0 0		
52 Scott Alchison, R OBP: 0.275, SLG: 0.414																	0 0 0 0 0 0 0		
Inning Stats	R: 0 E: 0 K: 15	H: 1 LOB: 1 BB: 1 P: 24	R: 0 E: 0 K: 9	H: 0 LOB: 0 BB: 10	R: 0 E: 0 K: 9	H: 0 LOB: 0 BB: 16	R: 2 E: 0 K: 14	H: 4 LOB: 2 BB: 0 P: 20	R: 0 E: 0 K: 8	H: 0 LOB: 0 BB: 0 P: 14	R: 1 E: 0 K: 10	H: 2 LOB: 1 BB: 0 P: 17	R: 0 E: 0 K: 9	H: 0 LOB: 1 BB: 0 P: 15	R: 0 E: 0 K: 9	H: 2 LOB: 1 BB: 0 P: 12	1B: 7 2B: 4 3B: 0 HR: 0	SF: 0 SAC: 0 DP: 3 HBP: 0	WP: 0 PA: 35 PB: 0 SB: 0 CS: 1
PITCHER	IP WLS BF H R ER SO BB IBB HBP BLK WP HR S P ERA WHIP																		
61 Bronson Arroyo, R ERA: 4.84	6.2 W 27 7 3 3 4 2 0 0 0 0 0 0 72 114 4.05 1.350																		
40 Jon Coutangus, L ERA: 4.4	1.1 H 4 0 0 0 3 0 0 0 0 0 0 0 10 18 0.00 0.000																		
25 David Weathers, R ERA: 3.02	1.0 S 4 2 0 0 0 0 0 0 0 0 0 0 9 12 0.00 2.000																		

San Francisco Giants @ Cincinnati Reds
Great American Ball Park, Cincinnati, OH
Thu Jul 05 2007, 7:10 PM EDT
Att: 30,080 - Rain - 73 F

AB 33
R 3
H 9
RBI 3
BB 2
SO 7
LOB 12



Batter	1	2	3	4	5	6	7	8	9	AB	R	H	RBI	BB	SO	LOB	BOTTOM		
33 Josh Hamilton, L OBP: 0.372, SLG: 0.545																	3 3 2 1 1 0 0		
4 Brandon Phillips, R OBP: 0.322, SLG: 0.476																	5 1 2 0 0 1 1		
Ken Griffey Jr., L OBP: 0.395, SLG: 0.576																	4 0 1 2 1 2 3		
Jeff Conine, R OBP: 0.327, SLG: 0.414																	3 0 0 0 1 0 1		
Adam Dunn, L OBP: 0.351, SLG: 0.547																	1 0 0 1 2 1 0		
9 Juan Castro, R OBP: 0.202, SLG: 0.236																	0 0 0 0 0 0 0		
6 Ryan Freel, R OBP: 0.307, SLG: 0.354																	4 1 1 0 0 0 4		
2 Alex Gonzalez, R OBP: 0.301, SLG: 0.456																	4 0 1 1 0 1 1		
26 David Ross, R OBP: 0.249, SLG: 0.403																	4 0 0 0 0 1 1		
61 Bronson Arroyo, R OBP: 0.105, SLG: 0.162																	3 1 1 1 0 1 1		
40 Jon Coutangus, L ERA: 3.91																	0 0 0 0 0 0 0		
Scott Hatteberg, L OBP: 0.392, SLG: 0.472																	0 0 0 0 1 0 0		
25 David Weathers, R ERA: 3.02																	0 0 0 0 0 0 0		
Inning Stats	R: 1 E: 0 K: 18	H: 1 LOB: 2 BB: 2 P: 28	R: 3 E: 0 K: 17	H: 3 LOB: 1 BB: 0 P: 25	R: 1 E: 0 K: 9	H: 1 LOB: 1 BB: 1 P: 18	R: 0 E: 0 K: 9	H: 0 LOB: 0 BB: 0 P: 13	R: 0 E: 0 K: 11	H: 1 LOB: 1 BB: 0 P: 13	R: 1 E: 0 K: 10	H: 1 LOB: 0 BB: 0 P: 16	R: 0 E: 0 K: 7	H: 0 LOB: 1 BB: 1 P: 15	R: 0 E: 0 K: 12	H: 1 LOB: 3 BB: 2 P: 22	1B: 4 2B: 2 3B: 0 HR: 2	SF: 1 SAC: 0 DP: 0 HBP: 1	WP: 0 PA: 39 PB: 0 SB: 1 CS: 0
PITCHER	IP WLS BF H R ER SO BB IBB HBP BLK WP HR S P ERA WHIP																		
Matt Morris, R ERA: 3.55	6.0 L 29 7 6 6 6 3 0 1 0 0 0 0 2 74 113 9.00 1.667																		
Steve Kline, L ERA: 3.91	1.0 4 0 0 0 0 1 0 0 0 0 0 0 7 15 0.00 1.000																		
52 Scott Alchison, R ERA: 3.02	1.0 6 1 0 0 1 2 0 0 0 0 0 0 12 22 0.00 3.000																		

San Francisco Giants @ Cincinnati Reds
Great American Ball Park, Cincinnati, OH
Thu Jul 05 2007, 7:10 PM EDT
Att: 30,080 - Rain - 73 F

AB 31
R 6
H 8
RBI 6
BB 6
SO 7
LOB 12



Batter	1	2	3	4	5	6	7	8	9	AB	R	H	RBI	BB	SO	LOB	TOP					
24 Chris Young, R OBP: 0.278, SLG: 0.420	P6		K			G5-3			1B	4	1	1	0	0	1	0	Arizona Diamondbacks @ Cincinnati Reds Great American Ball Park, Cincinnati, OH Fri Jul 06 2007, 7:10 PM EDT Att: 20,445 - Partly Cloudy - 87 F livebaseballscorecards.com					
1 Orlando Hudson, S OBP: 0.382, SLG: 0.458 11 Augie Ojeda, S OBP: 0.406, SLG: 0.552	G1-3			2B					1B	2	0	1	0	1	0	0						
22 Eric Byrnes, R OBP: 0.367, SLG: 0.497 27 Mark Reynolds, R OBP: 0.338, SLG: 0.529				K					1B	2	0	0	0	1	1	2						
18 Chad Tracy, L OBP: 0.348, SLG: 0.475	K								1B	1	0	1	0	0	0	0						
34 Conor Jackson, R OBP: 0.368, SLG: 0.401									1B	4	0	0	0	0	1	4						
6 Stephen Drew, L OBP: 0.306, SLG: 0.367	F7									4	0	0	0	0	0	2						
19 Chris Snyder, R OBP: 0.297, SLG: 0.368	K									3	0	0	0	0	0	0						
15 Jeff Salazar, L 31 Edgar Gonzalez, R OBP: 0.231, SLG: 0.231 Tony Clark, S OBP: 0.269, SLG: 0.454 Jose Valverde, R OBP: 0.315, SLG: 0.380										2	0	0	0	0	0	0						
44 Micah Owings, R OBP: 0.154, SLG: 0.240 Scott Hairston, R OBP: 0.315, SLG: 0.380										0	0	0	0	0	0	0						
										0	0	0	0	0	0	0						
										1	0	0	0	0	0	0						
										2	0	0	0	0	0	0						
Inning Stats	R: 0 E: 0 K: 1 S: 8	H: 0 LOB: 1 BB: 1 P: 16	R: 0 E: 0 K: 1 S: 8	H: 0 LOB: 0 BB: 0 P: 9	R: 0 E: 0 K: 1 S: 9	H: 0 LOB: 0 BB: 0 P: 13	R: 0 E: 0 K: 1 S: 8	H: 1 LOB: 1 BB: 0 P: 9	R: 0 E: 0 K: 0 S: 6	H: 0 LOB: 0 BB: 0 P: 10	R: 0 E: 0 K: 0 S: 10	H: 0 LOB: 1 BB: 1 P: 17	R: 0 E: 0 K: 0 S: 5	H: 0 LOB: 0 BB: 0 P: 6	R: 0 E: 0 K: 1 S: 7	H: 0 LOB: 0 BB: 0 P: 10		R: 1 E: 0 K: 0 S: 12	H: 3 LOB: 1 BB: 0 P: 15	1B: 3 2B: 1 3B: 0 HR: 0	SF: 0 SAC: 0 DP: 1 HBP: 0	WP: 0 PB: 0 SB: 0 CS: 0
PITCHER Kyle Lohse, R ERA: 4.47	IP: 9.0 WLS: W BF: 32 H: 4 R: 1 ER: 1 SO: 5 BB: 2 IBB: 0 HBP: 0 BLK: 0 WP: 0 HR: 0 S: 73 P: 105 ERA: 1.00 WHIP: 0.667															PITCHER	IP: WLS: BF: H: R: ER: SO: BB: IBB: HBP: BLK: WP: HR: S: P: ERA: WHIP:					

Batter	1	2	3	4	5	6	7	8	9	AB	R	H	RBI	BB	SO	LOB	BOTTOM			
33 Josh Hamilton, L OBP: 0.372, SLG: 0.546	G6-3		K			F7				5	1	2	1	0	1	0	Arizona Diamondbacks @ Cincinnati Reds Great American Ball Park, Cincinnati, OH Fri Jul 06 2007, 7:10 PM EDT Att: 20,445 - Partly Cloudy - 87 F livebaseballscorecards.com			
4 Brandon Phillips, R OBP: 0.325, SLG: 0.487	HR									5	3	3	1	0	1	2				
Ken Griffey Jr., L OBP: 0.392, SLG: 0.580	1B									5	1	1	2	0	1	3				
Adam Dunn, L OBP: 0.355, SLG: 0.557 30 Norris Hopper, R OBP: 0.322, SLG: 0.339										2	1	1	2	1	0	0				
Scott Hatteberg, L OBP: 0.398, SLG: 0.474										0	1	0	0	0	0	0				
28 Edwin Encarnación, R OBP: 0.356, SLG: 0.386										3	0	2	0	1	0	0				
2 Alex Gonzalez, R OBP: 0.297, SLG: 0.450										3	0	2	0	1	1	1				
26 David Ross, R OBP: 0.249, SLG: 0.397										4	0	0	0	0	2	6				
Kyle Lohse, R OBP: 0.194, SLG: 0.172										3	0	0	0	0	0	0				
										3	0	0	0	0	0	0				
										3	1	0	0	1	0	2				
										3	0	0	0	0	0	0				
Inning Stats	R: 2 E: 0 K: 0 S: 12	H: 2 LOB: 0 BB: 0 P: 18	R: 0 E: 0 K: 1 S: 10	H: 0 LOB: 0 BB: 0 P: 13	R: 1 E: 0 K: 2 S: 11	H: 1 LOB: 0 BB: 0 P: 14	R: 0 E: 0 K: 1 S: 11	H: 0 LOB: 1 BB: 1 P: 20	R: 3 E: 0 K: 0 S: 11	H: 3 LOB: 3 BB: 2 P: 21	R: 0 E: 0 K: 0 S: 9	H: 0 LOB: 0 BB: 0 P: 12	R: 2 E: 0 K: 1 S: 25	H: 3 LOB: 2 BB: 1 P: 32	R: 0 E: 0 K: 1 S: 7	H: 1 LOB: 1 BB: 0 P: 10		1B: 5 2B: 2 3B: 0 HR: 3	SF: 0 SAC: 1 DP: 0 HBP: 1	WP: 0 PB: 0 SB: 0 CS: 0
PITCHER 44 Micah Owings, R ERA: 4.84 31 Edgar Gonzalez, R ERA: 5.31 Jose Valverde, R ERA: 2.62	IP: 4.2 WLS: L BF: 24 H: 6 R: 6 ER: 6 SO: 4 BB: 3 IBB: 0 HBP: 1 BLK: 0 WP: 0 HR: 3 S: 53 P: 84 ERA: 11.57 WHIP: 1.929															PITCHER	IP: WLS: BF: H: R: ER: SO: BB: IBB: HBP: BLK: WP: HR: S: P: ERA: WHIP:			



Batter	1	2	3	4	5	6	7	8	9	AB	R	H	RBI	BB	SO	LOB	TOP								
22 Eric Byrnes, R (1, 8) OBP: 0.369, SLG: 0.504	G5-3		BB		P5			HR		3	1	1	3	1	0	0	Arizona Diamondbacks @ Cincinnati Reds Great American Ball Park, Cincinnati, OH Sat Jul 07 2007, 7:10 PM EDT Att: 34,410 - Clear - 87 F livebaseballscorecards.com								
6 Stephen Drew, L (1, 6) OBP: 0.305, SLG: 0.365	K					G4-3		1B		4	0	1	0	0	2	1									
1 Orlando Hudson, S (1, 4) OBP: 0.378, SLG: 0.452	K		L6			G6-3		G6-4-3		4	0	0	0	0	1	2									
27 Mark Reynolds, R (1, 5) OBP: 0.335, SLG: 0.528					K			G6-3		4	1	1	0	0	1	0									
18 Chad Tracy, L (1, 3) OBP: 0.346, SLG: 0.470					P5					4	0	1	0	0	1	1									
24 Chris Young, R (9, PR) OBP: 0.278, SLG: 0.420										0	0	0	0	0	0	0									
Scott Hairston, R (1, 7) OBP: 0.316, SLG: 0.375										2	0	0	0	1	1	1									
15 Jeff Salazar, L (1, 9) OBP: 0.333, SLG: 0.400					L9					3	0	1	1	1	0	1									
19 Chris Snyder, R (1, 2) OBP: 0.294, SLG: 0.364										2	0	0	0	0	0	1									
11 Augie Ojeda, S (8, PH) OBP: 0.424, SLG: 0.567										1	1	1	0	0	0	0									
45 Doug Slaten, L (8, 1) OBP: 0.267, SLG: 0.450	G5-3									1	0	0	0	0	0	0									
56 Ramon Pena, R (8, 1) OBP: 0.267, SLG: 0.450										0	0	0	0	0	0	0									
Tony Clark, S (9, PH) OBP: 0.267, SLG: 0.450										1	0	0	0	0	1	2									
17 Brandon Webb, R (1, 1) OBP: 0.054, SLG: 0.081										2	0	0	0	0	0	0									
26 Miguel Montero, L (8, PH) OBP: 0.297, SLG: 0.394										2	1	1	0	0	1	2									
Inning Stats	R: 0 E: 0 K: 2 S: 11	H: 0 LOB: 0 BB: 0 P: 17	R: 1 E: 0 K: 1 S: 11	H: 2 LOB: 1 BB: 0 P: 16	R: 0 E: 0 K: 1 S: 11	H: 0 LOB: 1 BB: 1 P: 21	R: 0 E: 0 K: 1 S: 10	H: 0 LOB: 1 BB: 1 P: 19	R: 0 E: 0 K: 0 S: 8	H: 0 LOB: 0 BB: 0 P: 14	R: 0 E: 0 K: 1 S: 6	H: 0 LOB: 0 BB: 0 P: 9	R: 0 E: 0 K: 1 S: 6	H: 0 LOB: 0 BB: 0 P: 9	R: 3 E: 0 K: 0 S: 16	H: 4 LOB: 0 BB: 0 P: 21	R: 0 E: 0 K: 2 S: 11	H: 1 LOB: 2 BB: 1 P: 21	1B: 4 2B: 2 3B: 0 HR: 1	SF: 0 SAC: 1 DP: 1 HBP: 0	WP: 0 PB: 0 SB: 3 CS: 0	PA: 36			
PITCHER	IP	WLS	BF	H	R	ER	SO	BB	IBB	HBP	BLK	WP	HR	S	P	ERA	WHIP								
34 Homer Bailey, R (1, 1) ERA: 6.99	5.0		19	2	1	1	5	2	0	0	0	0	0	51	87	1.80	0.800								
Mike Stanton, L (6, 1) ERA: 4.13	2.0	H	6	0	0	0	1	0	0	0	0	0	0	12	17	0.00	0.000								
56 Todd Coffey, R (8, 1) ERA: 4.84	0.0	B	3	3	3	3	0	0	0	0	0	0	1	6	8	∞	∞								
40 Jon Coutlangus, L (8, 1) ERA: 4.25	1.0	W	3	1	0	0	0	0	0	0	0	0	0	10	13	0.00	1.000								
25 David Weathers, R (9, 1) ERA: 2.95	1.0	S	5	1	0	0	2	1	0	0	0	0	0	11	21	0.00	2.000								

Batter	1	2	3	4	5	6	7	8	9	AB	R	H	RBI	BB	SO	LOB	BOTTOM								
33 Josh Hamilton, L (1, 8) OBP: 0.371, SLG: 0.543	E6									1	0	0	0	0	0	0	Arizona Diamondbacks @ Cincinnati Reds Great American Ball Park, Cincinnati, OH Sat Jul 07 2007, 7:10 PM EDT Att: 34,410 - Clear - 87 F livebaseballscorecards.com								
28 Edwin Encarnación, R (3, PH) OBP: 0.356, SLG: 0.397	G5-3		K							3	1	1	2	0	1	0									
6 Ryan Freel, R (1, 5) OBP: 0.311, SLG: 0.363	G5-3									4	1	2	0	0	0	1									
56 Todd Coffey, R (8, 1) ERA: 4.84										0	0	0	0	0	0	0									
40 Jon Coutlangus, L (8, 1) ERA: 4.25										0	0	0	0	0	0	0									
25 David Weathers, R (9, 1) ERA: 2.95										0	0	0	0	0	0	0									
Ken Griffey Jr., L (1, 9) OBP: 0.390, SLG: 0.574	K									3	1	0	0	1	1	2									
4 Brandon Phillips, R (1, 4) OBP: 0.324, SLG: 0.484	K									4	1	1	0	0	2	4									
Adam Dunn, L (1, 7) OBP: 0.354, SLG: 0.553										4	0	1	1	0	0	1									
Scott Hatteberg, L (1, 3) OBP: 0.399, SLG: 0.472										3	0	1	1	1	0	1									
Javier Valentin, S (1, 2) OBP: 0.309, SLG: 0.369										3	0	0	0	0	1	2									
30 Norris Hopper, R (8, 8) OBP: 0.328, SLG: 0.345										1	0	1	1	0	0	0									
2 Alex Gonzalez, R (1, 6) OBP: 0.296, SLG: 0.447										4	0	1	0	0	2	1									
34 Homer Bailey, R (1, 1) OBP: 0.200, SLG: 0.200										1	0	0	0	0	1	0									
27 Jeff Keppinger, R (5, PH) OBP: 0.400, SLG: 0.250										0	1	0	0	1	0	0									
Mike Stanton, L (6, 1) ERA: 2.91										0	0	0	0	0	0	0									
26 David Ross, R (7, PH) OBP: 0.248, SLG: 0.395										1	0	0	0	0	0	0									
Inning Stats	R: 0 E: 1 K: 2 S: 9	H: 0 LOB: 1 BB: 0 P: 13	R: 0 E: 0 K: 0 S: 6	H: 0 LOB: 0 BB: 0 P: 9	R: 0 E: 0 K: 3 S: 9	H: 0 LOB: 0 BB: 0 P: 10	R: 2 E: 0 K: 1 S: 13	H: 2 LOB: 1 BB: 1 P: 21	R: 2 E: 0 K: 1 S: 10	H: 2 LOB: 1 BB: 1 P: 16	R: 0 E: 0 K: 1 S: 7	H: 1 LOB: 0 BB: 0 P: 9	R: 0 E: 0 K: 0 S: 8	H: 0 LOB: 0 BB: 0 P: 13	R: 1 E: 0 K: 0 S: 8	H: 3 LOB: 2 BB: 1 P: 16	1B: 6 2B: 1 3B: 0 HR: 1	SF: 0 SAC: 0 DP: 0 HBP: 0	WP: 0 PB: 0 SB: 3 CS: 0	PA: 35					
PITCHER	IP	WLS	BF	H	R	ER	SO	BB	IBB	HBP	BLK	WP	HR	S	P	ERA	WHIP								
17 Brandon Webb, R (1, 1) ERA: 3.37	7.0		29	5	4	4	8	2	0	0	0	0	0	62	91	5.14	1.000								
45 Doug Slaten, L (8, 1) ERA: 2.91	0.1		1	0	0	0	0	0	0	0	0	0	0	2	2	0.00	0.000								
56 Ramon Pena, R (8, 1) ERA: 2.27	0.2	L	5	3	1	1	0	0	1	0	0	0	0	6	14	13.50	4.500								

Batter	1	2	3	4	5	6	7	8	9	10	11	AB	R	H	RBI	BB	SO	LOB	TOP					
22 Eric Byrnes, R OBP: 0.363, SLG: 0.496	G3	P6			G6-3			K2-3	P5		G6-4-3	6	0	0	0	0	1	5						
11 Augie Ojeda, S OBP: 0.447, SLG: 0.559	1B		F8		K							4	0	2	0	1	1	0						
18 Chad Tracy, L OBP: 0.343, SLG: 0.462	1B		F8			P5		BB				5	0	1	0	0	1	2						
27 Mark Reynolds, R OBP: 0.337, SLG: 0.517	1B		P2			K		G4-3				3	0	0	0	0	1	1						
6 Stephen Drew, L OBP: 0.304, SLG: 0.363	P4					F7			F7		K	5	0	1	0	0	1	5						
24 Chris Young, R OBP: 0.277, SLG: 0.427	FC6-4				G6-4-3				F8		G6-3	5	1	1	1	0	0	6						
15 Jeff Salazar, L OBP: 0.364, SLG: 0.400			K								K2-3	5	1	2	0	0	3	0						
26 Miguel Montero, L OBP: 0.303, SLG: 0.404					P4							4	0	2	1	0	1	1						
Scott Hairston, R OBP: 0.316, SLG: 0.375												0	1	0	0	0	0	0						
56 Ramon Pena, R OBP: 0.333, SLG: 0.333												0	0	0	0	0	0	0						
44 Micah Owings, R OBP: 0.185, SLG: 0.269												1	0	1	0	0	0	0						
Jose Valverde, R OBP: 0.185, SLG: 0.269												0	0	0	0	0	0	0						
50 Yusmeiro Petit, R OBP: 0.185, SLG: 0.269												2	0	0	0	0	0	1						
37 Juan Cruz, R OBP: 0.185, SLG: 0.269												0	0	0	0	0	0	0						
57 Dustin Nippert, R OBP: 0.185, SLG: 0.269												1	0	0	0	0	0	0						
45 Doug Slaten, L OBP: 0.185, SLG: 0.269												0	0	0	0	0	0	0						
Brandon Lyon, R OBP: 0.185, SLG: 0.269												1	0	1	1	0	0	0						
1 Orlando Hudson, S OBP: 0.185, SLG: 0.269												0	0	0	0	0	0	0						
19 Chris Snyder, R OBP: 0.185, SLG: 0.269												0	0	0	0	0	0	0						
Inning Stats	R: 0 E: 0 K: 0 S: 14	H: 2 LOB: 3 BB: 0 P: 23	R: 0 E: 0 K: 2 S: 14	H: 1 LOB: 1 BB: 0 P: 21	R: 0 E: 0 K: 0 S: 6	H: 0 LOB: 0 BB: 0 P: 9	R: 0 E: 0 K: 0 S: 9	H: 2 LOB: 1 BB: 0 P: 14	R: 0 E: 0 K: 1 S: 8	H: 0 LOB: 0 BB: 0 P: 10	R: 1 E: 0 K: 2 S: 10	H: 1 LOB: 0 BB: 0 P: 11	R: 0 E: 0 K: 2 S: 10	H: 0 LOB: 1 BB: 1 P: 18	R: 2 E: 0 K: 0 S: 12	H: 3 LOB: 2 BB: 0 P: 16	R: 0 E: 0 K: 1 S: 13	H: 1 LOB: 2 BB: 0 P: 19	R: 0 E: 0 K: 1 S: 8	H: 1 LOB: 1 BB: 1 P: 14	1B: 9 2B: 1 3B: 0 HR: 1	SF: 0 SAC: 0 DP: 2 HBP: 2	WP: 1 PB: 0 SB: 0 CS: 0	PA: 46

Arizona Diamondbacks @ Cincinnati Reds
Great American Ball Park, Cincinnati, OH
Sun Jul 08 2007, 1:15 PM EDT
Att: 28,169 - Sunny - 87 F

AB	42
R	3
H	11
RBI	3
BB	2
SO	10
LOB	21



Batter	1	2	3	4	5	6	7	8	9	10	11	AB	R	H	RBI	BB	SO	LOB	BOTTOM			
Scott Hatteberg, L OBP: 0.409, SLG: 0.493	HR	1B			BB				K			5	2	4	2	1	1	1				
6 Ryan Freel, R OBP: 0.313, SLG: 0.369												5	0	2	0	0	2	2				
Ken Griffey Jr., L OBP: 0.390, SLG: 0.568	K											3	0	0	0	2	2	1				
4 Brandon Phillips, R OBP: 0.323, SLG: 0.480	1B											5	0	1	0	0	0	4				
Adam Dunn, L OBP: 0.125, SLG: 0.105												2	0	0	0	2	2	1				
25 David Weathers, R OBP: 0.125, SLG: 0.105												0	0	0	0	0	0	0				
Mike Stanton, L OBP: 0.125, SLG: 0.105												1	0	0	0	0	0	0				
40 Jon Coutlangus, L OBP: 0.125, SLG: 0.105												0	0	0	0	0	0	0				
Kirk Saarloos, R OBP: 0.125, SLG: 0.105												0	0	0	0	0	0	0				
26 Edwin Encarnación, R OBP: 0.353, SLG: 0.391	G4-3											4	1	0	0	1	1	3				
2 Alex Gonzalez, R OBP: 0.295, SLG: 0.443												5	0	1	0	0	3	1				
26 David Ross, R OBP: 0.251, SLG: 0.407												4	1	1	1	1	3	1				
39 Aaron Harang, R OBP: 0.125, SLG: 0.105												3	0	0	0	0	2	0				
30 Norris Hopper, R OBP: 0.323, SLG: 0.339	G6-3											2	0	0	0	0	0	3				
Inning Stats	R: 1 E: 0 K: 2 S: 14	H: 2 LOB: 2 BB: 1 P: 23	R: 1 E: 0 K: 2 S: 13	H: 2 LOB: 1 BB: 0 P: 16	R: 0 E: 0 K: 0 S: 6	H: 0 LOB: 0 BB: 0 P: 13	R: 0 E: 0 K: 3 S: 9	H: 0 LOB: 0 BB: 0 P: 15	R: 0 E: 0 K: 3 S: 9	H: 1 LOB: 1 BB: 0 P: 18	R: 0 E: 0 K: 1 S: 6	H: 0 LOB: 0 BB: 0 P: 8	R: 0 E: 0 K: 2 S: 10	H: 1 LOB: 1 BB: 0 P: 12	R: 0 E: 0 K: 0 S: 7	H: 1 LOB: 1 BB: 1 P: 15	R: 1 E: 0 K: 0 S: 11	H: 1 LOB: 2 BB: 2 P: 22	1B: 6 2B: 1 3B: 0 HR: 2	SF: 0 SAC: 0 DP: 2 HBP: 0	WP: 0 PB: 0 SB: 0 CS: 0	PA: 46

Arizona Diamondbacks @ Cincinnati Reds
Great American Ball Park, Cincinnati, OH
Sun Jul 08 2007, 1:15 PM EDT
Att: 28,169 - Sunny - 87 F

AB	39
R	4
H	9
RBI	3
BB	7
SO	16
LOB	19



PITCHER	IP	WLS	BF	H	R	ER	SO	BB	IBB	HBP	BLK	WP	HR	S	P	ERA	WHIP
39 Aaron Harang, R ERA: 3.67	8.0		31	6	1	0	8	0	0	0	0	0	0	78	113	1.12	0.875
25 David Weathers, R ERA: 3.27	1.1	B	9	4	2	2	0	0	0	1	0	0	0	17	23	13.50	3.000
Mike Stanton, L ERA: 4.03	0.2		2	0	0	0	1	0	0	0	0	0	0	8	12	0.00	0.000
40 Jon Coutlangus, L ERA: 4.2	0.1		3	1	0	0	1	1	0	0	0	0	0	7	12	0.00	6.000
Kirk Saarloos, R ERA: 6.85	0.2	W	1	0	0	0	0	0	0	0	0	0	0	1	2	0.00	0.000
50 Yusmeiro Petit, R ERA: 3.12	5.0		23	5	3	3	3	4	0	0	0	0	0	52	87	5.40	1.800
37 Juan Cruz, R ERA: 3.27	1.0		3	0	0	0	0	0	0	0	0	0	0	9	15	0.00	0.000
57 Dustin Nippert, R ERA: 3.05	0.2		3	1	0	0	1	0	0	0	0	0	0	9	12	0.00	1.500
45 Doug Slaten, L ERA: 2.86	0.1		1	0	0	0	1	0	0	0	0	0	0	3	6	0.00	0.000
Brandon Lyon, R ERA: 2.36	1.0		3	0	0	0	1	0	0	0	0	0	0	6	8	0.00	0.000
56 Ramon Pena, R ERA: 2.17	2.0		10	2	0	0	2	0	0	0	0	0	0	11	22	0.00	1.000
Jose Valverde, R ERA: 2.83	0.2	L	5	1	1	1	0	2	0	0	0	0	0	11	22	13.50	4.500

Batter	1	2	3	4	5	6	7	8	9	AB	R	H	RBI	BB	SO	LOB	TOP			
Scott Hatteberg, L (1,3) OBP: 0.407, SLG: 0.489	F7				F7			G1-3		4	0	1	2	0	0	0	Cincinnati Reds @ New York Mets Shea Stadium, Flushing, NY Thu Jul 12 2007, 7:10 PM EDT Att: 48,282 - Partly Cloudy - 81 F			
6 Ryan Freel, R (1,8) OBP: 0.307, SLG: 0.361	P6	P5			G5-3			G6-3		4	0	0	0	0	0	2				
Ken Griffey Jr., L (1,9) OBP: 0.391, SLG: 0.566					F9			F9		3	0	1	0	1	0	0				
4 Brandon Phillips, R (1,4) OBP: 0.322, SLG: 0.478	F8				K			G1-3		4	0	1	0	0	1	2				
Adam Dunn, L (1,7)					K			G4-3		3	1	0	0	1	2	2				
28 Edwin Encarnación, R (1,5) OBP: 0.346, SLG: 0.385					P5			FC6-5-4		4	0	0	0	0	1	3				
2 Alex Gonzalez, R (1,6) OBP: 0.295, SLG: 0.442					G6-3			G5-3		3	1	1	0	0	1	0				
Jeff Conine, R (9, PH) OBP: 0.326, SLG: 0.412								K		1	0	0	0	0	0	1				
26 David Ross, R (1,2) OBP: 0.248, SLG: 0.401					K			F7		3	0	0	0	0	2	2				
61 Bronson Arroyo, R (1,1) OBP: 0.122, SLG: 0.154					K			G6-3		2	0	0	0	1	1	0				
Mike Stanton, L (8,1)										0	0	0	0	0	0	0				
51 Jared Burton, R (8,1)										0	0	0	0	0	0	0				
Inning Stats	R: 0 E: 0 K: 0 S: 8	H: 1 LOB: 0 BB: 0 P: 14	R: 2 E: 0 K: 2 S: 18	H: 2 LOB: 2 BB: 2 P: 33	R: 0 E: 0 K: 2 S: 10	H: 0 LOB: 0 BB: 1 P: 19	R: 0 E: 0 K: 2 S: 11	H: 0 LOB: 0 BB: 0 P: 15	R: 0 E: 0 K: 1 S: 9	H: 0 LOB: 0 BB: 0 P: 14	R: 0 E: 0 K: 1 S: 8	H: 0 LOB: 0 BB: 0 P: 12	R: 0 E: 0 K: 0 S: 5	H: 0 LOB: 0 BB: 0 P: 7	R: 0 E: 0 K: 0 S: 12	H: 1 LOB: 1 BB: 0 P: 17	1B: 4 2B: 0 3B: 0 HR: 0	SF: 0 SAC: 0 DP: 0 HBP: 0	WP: 0 PB: 0 SB: 2 CS: 0	PA: 34
PITCHER	IP WLS BF H R ER SO BB IBB HBP BLK WP HR S P ERA WHIP																			
26 Orlando Hernandez, R (1,1) ERA: 3.2	6.0 W 24 3 2 2 7 3 0 0 0 0 0 64 106 3.00 1.000																			
35 Joe Smith, R (7,1) ERA: 2.68	1.0 H 3 0 0 0 1 0 0 0 0 0 0 8 12 0.00 0.000																			
25 Pedro Feliciano, L (8,1) ERA: 2.43	1.0 H 3 0 0 0 0 0 0 0 0 0 0 5 7 0.00 0.000																			
13 Billy Wagner, L (9,1) ERA: 1.6	1.0 S 4 1 0 0 0 0 0 0 0 0 0 0 12 17 0.00 1.000																			

AB	31
R	2
H	4
RBI	2
BB	3
SO	8
LOB	12



Batter	1	2	3	4	5	6	7	8	9	AB	R	H	RBI	BB	SO	LOB	BOTTOM			
7 José Reyes, S (1,6) OBP: 0.390, SLG: 0.452	HR				L7					3	1	2	1	1	0	1	Cincinnati Reds @ New York Mets Shea Stadium, Flushing, NY Thu Jul 12 2007, 7:10 PM EDT Att: 48,282 - Partly Cloudy - 81 F			
Ruben Gelay, S (1,4) OBP: 0.383, SLG: 0.553	HR	PO	G3				P4			4	1	2	2	0	0	1				
15 Carlos Beltrán, S (1,8) OBP: 0.339, SLG: 0.473	K				P6					3	0	0	0	1	2	1				
5 David Wright, R (1,5) OBP: 0.374, SLG: 0.504	P4				F8					3	0	1	0	1	0	0				
21 Carlos Delgado, L (1,3) OBP: 0.307, SLG: 0.434					G4-3					3	0	1	0	0	0	2				
16 Paul Lo Duca, R (1,2) OBP: 0.317, SLG: 0.367	L5				F8					4	0	0	0	0	0	5				
Shawn Green, L (1,9) OBP: 0.324, SLG: 0.423					G4-3					3	0	0	0	1	0	1				
Lastings Milledge, R (1,7) OBP: 0.143, SLG: 0.143					L5					4	1	1	0	0	0	3				
26 Orlando Hernandez, R (1,1) ERA: 4.78										2	0	1	0	0	1	1				
35 Joe Smith, R (7,1) ERA: 3.59										0	0	0	0	0	0	0				
17 David Newhan, L (7, PH) ERA: 3.59										1	0	0	0	0	0	0				
25 Pedro Feliciano, L (8,1)										0	0	0	0	0	0	0				
13 Billy Wagner, L (9,1) ERA: 4.82										0	0	0	0	0	0	0				
Inning Stats	R: 2 E: 0 K: 1 S: 11	H: 3 LOB: 1 BB: 0 P: 17	R: 0 E: 0 K: 0 S: 7	H: 1 LOB: 1 BB: 1 P: 13	R: 0 E: 0 K: 1 S: 7	H: 0 LOB: 0 BB: 0 P: 7	R: 0 E: 0 K: 0 S: 6	H: 0 LOB: 0 BB: 0 P: 8	R: 1 E: 0 K: 1 S: 13	H: 2 LOB: 1 BB: 0 P: 16	R: 0 E: 0 K: 0 S: 8	H: 1 LOB: 1 BB: 0 P: 12	R: 0 E: 0 K: 0 S: 13	H: 1 LOB: 1 BB: 0 P: 21	R: 0 E: 0 K: 0 S: 10	H: 0 LOB: 3 BB: 3 P: 28	1B: 5 2B: 2 3B: 0 HR: 2	SF: 0 SAC: 0 DP: 1 HBP: 1	WP: 1 PB: 0 SB: 3 CS: 0	PA: 36
PITCHER	IP WLS BF H R ER SO BB IBB HBP BLK WP HR S P ERA WHIP																			
61 Bronson Arroyo, R (1,1) ERA: 4.78	7.0 L 29 8 3 3 3 1 0 0 0 0 0 65 94 3.86 1.286																			
Mike Stanton, L (8,1) ERA: 3.59	0.1 3 0 0 0 0 2 0 0 0 0 0 6 17 0.00 6.000																			
51 Jared Burton, R (8,1) ERA: 4.82	0.2 3 0 0 0 0 0 1 0 0 0 0 4 11 0.00 0.000																			



Batter	1	2	3	4	5	6	7	8	9	AB	R	H	RBI	BB	SO	LOB	TOP						
6 Ryan Freel, R OBP: 0.309, SLG: 0.364	1-1 30 1B 4 HR 2B	0-1 G3			0-2 E4 F7 4 2B E	1-1 30 1B HBP	0-2 G4-3			4	3	1	0	0	0	1							
30 Norris Hopper, R OBP: 0.326, SLG: 0.342	1-0 4 BB 4 HR 2-3 1B	1-2 G6-3			1-1 FC4 4 2B 2 1B	2-0 BB 4 1B 1B		1-1 G4-3		5	2	2	0	0	0	1							
Ken Griffey Jr., L OBP: 0.389, SLG: 0.558	4-2 4 HR 1-2 BB		0-2 G5-3		3-2 F7	0-0 L4		2-2 G4-3		4	1	0	0	1	0	4							
4 Brandon Phillips, R OBP: 0.326, SLG: 0.490	0-0 HR		1-1 G5-3		0-0 2 1B 2B	0-0 BB 1B		1-3 K		5	2	3	6	0	1	0							
Adam Dunn, L OBP: 0.362, SLG: 0.545	3-2 1B		4-2 BB		4-1 2 1B BB	4-0 FC6-4 BB		1-1 G6-3		1	0	1	0	3	0	0							
28 Edwin Encarnación, R OBP: 0.347, SLG: 0.353									4-2 2 G5-3 BB	1	0	0	0	0	0	0							
Scott Hatteberg, L OBP: 0.403, SLG: 0.481	2-1 P6		0-1 F8		1-0 F6	2-1 FC6-4				4	0	0	0	1	0	8							
2 Alex Gonzalez, R OBP: 0.297, SLG: 0.444	3-2 F7			2-3 K	1-0 1-2 2H 1B		1-2 F8 2B		0-1 G5-3	5	0	2	2	0	1	2							
26 David Ross, R OBP: 0.243, SLG: 0.392	1-0 F8			2-2 K	0-3 K		2-2 G6-3		2-2 G4-3	5	0	0	0	0	2	5							
39 Aaron Harang, R OBP: 0.116, SLG: 0.098			1-1 G6-3		1-3 K		0-1 G5-3			3	0	0	0	0	1	0							
Javier Valentin, S OBP: 0.302, SLG: 0.360										1	0	0	0	0	0	1							
40 Jon Coutangus, L Mike Stanton, L 25 David Weathers, R										0	0	0	0	0	0	0							
										0	0	0	0	0	0	0							
										0	0	0	0	0	0	0							
										0	0	0	0	0	0	0							
Inning Stats	R: 4 E: 0 K: 0 S: 18	H: 4 LOB: 1 BB: 1 P: 33	R: 0 E: 0 K: 0 S: 8	H: 0 LOB: 0 BB: 0 P: 10	R: 0 E: 0 K: 0 S: 9	H: 0 LOB: 1 BB: 1 P: 14	R: 0 E: 0 K: 3 S: 9	H: 0 LOB: 0 BB: 0 P: 14	R: 3 E: 2 K: 1 S: 16	H: 2 LOB: 2 BB: 1 P: 26	R: 1 E: 0 K: 0 S: 8	H: 2 LOB: 3 BB: 1 P: 17	R: 0 E: 0 K: 1 S: 14	H: 1 LOB: 1 BB: 0 P: 17	R: 0 E: 0 K: 1 S: 9	H: 0 LOB: 0 BB: 0 P: 13	R: 0 E: 0 K: 0 S: 9	H: 0 LOB: 1 BB: 1 P: 16	1B: 5 2B: 3 3B: 0 HR: 1	SF: 0 SAC: 0 DP: 0 HBP: 1	WP: 0 PB: 0 SB: 0 CS: 0	PA: 44	
PITCHER	IP WLS BF H R ER SO BB IBB HBP BLK WP HR S P ERA WHIP	IP WLS BF H R ER SO BB IBB HBP BLK WP HR S P ERA WHIP	IP WLS BF H R ER SO BB IBB HBP BLK WP HR S P ERA WHIP	IP WLS BF H R ER SO BB IBB HBP BLK WP HR S P ERA WHIP	IP WLS BF H R ER SO BB IBB HBP BLK WP HR S P ERA WHIP	IP WLS BF H R ER SO BB IBB HBP BLK WP HR S P ERA WHIP	IP WLS BF H R ER SO BB IBB HBP BLK WP HR S P ERA WHIP	IP WLS BF H R ER SO BB IBB HBP BLK WP HR S P ERA WHIP	IP WLS BF H R ER SO BB IBB HBP BLK WP HR S P ERA WHIP	IP WLS BF H R ER SO BB IBB HBP BLK WP HR S P ERA WHIP	IP WLS BF H R ER SO BB IBB HBP BLK WP HR S P ERA WHIP	IP WLS BF H R ER SO BB IBB HBP BLK WP HR S P ERA WHIP	IP WLS BF H R ER SO BB IBB HBP BLK WP HR S P ERA WHIP	IP WLS BF H R ER SO BB IBB HBP BLK WP HR S P ERA WHIP	IP WLS BF H R ER SO BB IBB HBP BLK WP HR S P ERA WHIP	IP WLS BF H R ER SO BB IBB HBP BLK WP HR S P ERA WHIP	IP WLS BF H R ER SO BB IBB HBP BLK WP HR S P ERA WHIP	IP WLS BF H R ER SO BB IBB HBP BLK WP HR S P ERA WHIP	IP WLS BF H R ER SO BB IBB HBP BLK WP HR S P ERA WHIP	IP WLS BF H R ER SO BB IBB HBP BLK WP HR S P ERA WHIP	IP WLS BF H R ER SO BB IBB HBP BLK WP HR S P ERA WHIP	IP WLS BF H R ER SO BB IBB HBP BLK WP HR S P ERA WHIP	IP WLS BF H R ER SO BB IBB HBP BLK WP HR S P ERA WHIP

Cincinnati Reds @ New York Mets
Shea Stadium, Flushing, NY
Fri Jul 13, 2007, 7:10 PM EDT
Att: 51,305 - Cloudy - 79 F

AB	38
R	8
H	9
RBI	8
BB	5
SO	5
LOB	22



Batter	1	2	3	4	5	6	7	8	9	AB	R	H	RBI	BB	SO	LOB	BOTTOM						
7 José Reyes, S OBP: 0.388, SLG: 0.447	0-1 F8		4-2 2B BB		2-3 K		2-1 P3		1-1 E6 G5-4-3	4	1	0	0	1	1	0							
Ruben Gelay, S OBP: 0.384, SLG: 0.556	2-1 15 G4-3 1B		2-1 21 1B 1-1 2B		3-2 G6-3		2-2 G1-3		2-1 G5-4-3 1-2 1B	5	0	2	1	0	0	1							
15 Carlos Beltrán, S OBP: 0.339, SLG: 0.469	3-2 G4-3		4-0 21 1B BB		0-0 F9		4-2 5 BB BB		1-1 G4-3	3	0	0	0	2	0	1							
5 David Wright, R OBP: 0.376, SLG: 0.506	1-2 K		0-3 K			3-2 21 2B 2B	4-2 BB			3	1	1	0	1	2	3							
21 Carlos Delgado, L OBP: 0.312, SLG: 0.439		2-2 1B HBP	0-1 16 G6-4-3 1B		0-0 G6-3 2B		0-2 P3			3	1	2	1	0	0	2							
16 Paul Lo Duca, R OBP: 0.313, SLG: 0.361		1-3 K	0-1 G6-4-3		0-2 G5-3		0-1 L5			4	0	0	0	0	1	5							
Shawn Green, L OBP: 0.327, SLG: 0.424		2-1 G1-3 1B		2-3 K		0-1 S 1B		1-1 G4-3		4	0	2	0	0	1	0							
Lastings Milledge, R OBP: 0.182, SLG: 0.455		1-2 G1-3		3-3 K		1-2 G5-3		1-0 HR		4	1	1	2	0	1	3							
33 John Maine, R OBP: 0.154, SLG: 0.209		2-3 K		0-3 K		0-1 F8		1-1 L9		2	0	0	0	0	2	2							
34 Mike Pelfrey, R ERA: 4.11										0	0	0	0	0	0	0							
22 Jon Valentin, S OBP: 0.266, SLG: 0.336										0	0	0	0	0	0	0							
59 Guillermo Mota, R Scott Schoeneweis, L 3 Damon Easley, R Aaron Heilman, R										0	0	0	0	0	0	0							
										0	0	0	0	0	0	0							
										0	0	0	0	0	0	0							
										0	0	0	0	0	0	0							
Inning Stats	R: 0 E: 0 K: 1 S: 10	H: 1 LOB: 0 BB: 0 P: 16	R: 0 E: 0 K: 2 S: 15	H: 1 LOB: 0 BB: 0 P: 23	R: 1 E: 0 K: 1 S: 11	H: 2 LOB: 2 BB: 2 P: 21	R: 0 E: 0 K: 3 S: 10	H: 0 LOB: 0 BB: 0 P: 15	R: 0 E: 0 K: 1 S: 7	H: 0 LOB: 0 BB: 0 P: 12	R: 2 E: 0 K: 0 S: 16	H: 3 LOB: 1 BB: 0 P: 20	R: 0 E: 0 K: 0 S: 13	H: 0 LOB: 2 BB: 2 P: 25	R: 1 E: 0 K: 0 S: 7	H: 1 LOB: 0 BB: 0 P: 10	R: 0 E: 1 K: 0 S: 6	H: 0 LOB: 0 BB: 0 P: 10	1B: 4 2B: 3 3B: 0 HR: 1	SF: 0 SAC: 0 DP: 2 HBP: 1	WP: 0 PB: 0 SB: 1 CS: 0	PA: 39	
PITCHER	IP WLS BF H R ER SO BB IBB HBP BLK WP HR S P ERA WHIP	IP WLS BF H R ER SO BB IBB HBP BLK WP HR S P ERA WHIP	IP WLS BF H R ER SO BB IBB HBP BLK WP HR S P ERA WHIP	IP WLS BF H R ER SO BB IBB HBP BLK WP HR S P ERA WHIP	IP WLS BF H R ER SO BB IBB HBP BLK WP HR S P ERA WHIP	IP WLS BF H R ER SO BB IBB HBP BLK WP HR S P ERA WHIP	IP WLS BF H R ER SO BB IBB HBP BLK WP HR S P ERA WHIP	IP WLS BF H R ER SO BB IBB HBP BLK WP HR S P ERA WHIP	IP WLS BF H R ER SO BB IBB HBP BLK WP HR S P ERA WHIP	IP WLS BF H R ER SO BB IBB HBP BLK WP HR S P ERA WHIP	IP WLS BF H R ER SO BB IBB HBP BLK WP HR S P ERA WHIP	IP WLS BF H R ER SO BB IBB HBP BLK WP HR S P ERA WHIP	IP WLS BF H R ER SO BB IBB HBP BLK WP HR S P ERA WHIP	IP WLS BF H R ER SO BB IBB HBP BLK WP HR S P ERA WHIP	IP WLS BF H R ER SO BB IBB HBP BLK WP HR S P ERA WHIP	IP WLS BF H R ER SO BB IBB HBP BLK WP HR S P ERA WHIP	IP WLS BF H R ER SO BB IBB HBP BLK WP HR S P ERA WHIP	IP WLS BF H R ER SO BB IBB HBP BLK WP HR S P ERA WHIP	IP WLS BF H R ER SO BB IBB HBP BLK WP HR S P ERA WHIP	IP WLS BF H R ER SO BB IBB HBP BLK WP HR S P ERA WHIP	IP WLS BF H R ER SO BB IBB HBP BLK WP HR S P ERA WHIP	IP WLS BF H R ER SO BB IBB HBP BLK WP HR S P ERA WHIP	IP WLS BF H R ER SO BB IBB HBP BLK WP HR S P ERA WHIP

Cincinnati Reds @ New York Mets
Shea Stadium, Flushing, NY
Fri Jul 13, 2007, 7:10 PM EDT
Att: 51,305 - Cloudy - 79 F


AB	34
R	4
H	8
RBI	4
BB	4
SO	8
LOB	18



Batter	1	2	3	4	5	6	7	8	9	AB	R	H	RBI	BB	SO	LOB	TOP										
6 Ryan Freel, R OBP: 0.304, SLG: 0.357	L8		G4-3			G6-3			P3	4	0	0	0	0	0	0											
30 Norris Hopper, R OBP: 0.316, SLG: 0.333	G6-3					G6-3				3	0	0	0	0	0	0											
Ken Griffey Jr., L OBP: 0.388, SLG: 0.556	G4-3					L7			FC5-4 1B	3	0	1	0	0	0	0											
4 Brandon Phillips, R OBP: 0.326, SLG: 0.497		HR				L6			FC5-4 CS	3	1	1	1	0	0	1											
Adam Dunn, L OBP: 0.359, SLG: 0.540	K					G3			CS	3	0	0	0	0	1	0											
Jeff Conine, R OBP: 0.320, SLG: 0.404	K					K			G1-3	3	0	0	0	0	2	0											
58 Pedro Lopez, R (1, 6)	F9					L7			K	3	0	0	0	0	1	0											
Javier Valentin, S OBP: 0.296, SLG: 0.352						G5-3			K	2	0	0	0	0	0	0											
26 David Ross, R OBP: 0.242, SLG: 0.350										1	0	0	0	0	1	0											
31 Matt Belisle, R OBP: 0.172, SLG: 0.148						K			G5-3	2	0	0	0	0	1	0											
Mike Stanton, L (8, 1)										0	0	0	0	0	0	0											
Kirk Saarloos, R (8, 1)										0	0	0	0	0	0	0											
27 Jeff Keppinger, R OBP: 0.364, SLG: 0.222						P4				1	0	0	0	0	0	0											
Inning Stats	R: 0 E: 0 K: 0 S: 7	H: 0 LOB: 0 BB: 0 P: 10	R: 1 E: 0 K: 2 S: 10	H: 1 LOB: 0 BB: 0 P: 15	R: 0 E: 0 K: 1 S: 7	H: 0 LOB: 0 BB: 0 P: 12	R: 0 E: 0 K: 0 S: 8	H: 0 LOB: 0 BB: 0 P: 16	R: 0 E: 0 K: 1 S: 8	H: 0 LOB: 0 BB: 0 P: 15	R: 0 E: 0 K: 0 S: 8	H: 0 LOB: 0 BB: 0 P: 9	R: 0 E: 0 K: 0 S: 5	H: 1 LOB: 0 BB: 0 P: 10	R: 0 E: 0 K: 1 S: 12	H: 0 LOB: 0 BB: 0 P: 17	R: 0 E: 0 K: 1 S: 10	H: 0 LOB: 0 BB: 0 P: 15	1B: 1 2B: 0 3B: 0 HR: 1	SF: 0 SAC: 0 DP: 0 HBP: 0	WP: 0 PB: 0 SB: 0 CS: 1	PA: 29					
PITCHER	IP	WLS	BF	H	R	ER	SO	BB	IBB	HBP	BLK	WP	HR	S	P	ERA	WHIP										
Tom Glavine, L ERA: 4.15	8.0	W	25	2	1	1	5	0	0	0	0	0	1	65	104	1.12	0.250										
13 Billy Wagner, L ERA: 1.96	1.0	S	3	0	0	0	1	0	0	0	0	0	0	10	15	0.00	0.000										

Cincinnati Reds @ New York Mets
Shea Stadium, Flushing, NY
Sat Jul 14 2007, 7:30 PM EDT
Att: 51,742 - Cloudy - 78 F


AB	28
R	1
H	2
RBI	1
BB	0
SO	6
LOB	1



Batter	1	2	3	4	5	6	7	8	9	AB	R	H	RBI	BB	SO	LOB	BOTTOM										
7 José Reyes, S OBP: 0.386, SLG: 0.443	G4-3		CS 1B			K		F8	G1-3	5	0	1	0	0	1	3											
Ruben Gelay, S OBP: 0.389, SLG: 0.553	15 BB 1B		K			F8		1B		4	0	2	0	0	1	1											
15 Carlos Beltrán, S OBP: 0.341, SLG: 0.467	SAFE SAFE 1B		5 BB 1B			F7		K		3	0	1	0	1	1	2											
5 David Wright, R OBP: 0.377, SLG: 0.506	BB K		1B			16 G4-3 16 S 1B		K		4	1	2	0	0	2	4											
21 Carlos Delgado, L OBP: 0.309, SLG: 0.434	F8		F7			F7		P6		4	0	0	0	0	0	5											
16 Paul Lo Duca, R OBP: 0.315, SLG: 0.363		FC6 1B				G4-3		L5		4	0	2	0	0	0	1											
Shawn Green, L OBP: 0.329, SLG: 0.429	L7					P6		1B		4	1	2	1	0	0	2											
Lastings Milledge, R OBP: 0.200, SLG: 0.400	F8					K		L7		4	0	1	1	0	1	3											
Tom Glavine, L OBP: 0.333, SLG: 0.303						G3		1B		2	0	0	0	1	0	2											
3 Damon Easley, R OBP: 0.339, SLG: 0.450	FC6							HBP		0	0	0	0	0	0	0											
13 Billy Wagner, L ERA: 6.75										0	0	0	0	0	0	0											
Inning Stats	R: 0 E: 0 K: 1 S: 16	H: 1 LOB: 2 BB: 1 P: 26	R: 0 E: 0 K: 0 S: 12	H: 1 LOB: 0 BB: 0 P: 17	R: 0 E: 0 K: 1 S: 10	H: 3 LOB: 2 BB: 0 P: 17	R: 0 E: 0 K: 1 S: 8	H: 1 LOB: 0 BB: 0 P: 9	R: 0 E: 0 K: 0 S: 6	H: 0 LOB: 0 BB: 0 P: 8	R: 1 E: 0 K: 0 S: 8	H: 2 LOB: 1 BB: 1 P: 10	R: 0 E: 0 K: 2 S: 9	H: 1 LOB: 2 BB: 1 P: 14	R: 0 E: 0 K: 0 S: 10	H: 2 LOB: 2 BB: 0 P: 15	1B: 10 2B: 1 3B: 0 HR: 0	SF: 0 SAC: 0 DP: 0 HBP: 1	WP: 0 PB: 0 SB: 1 CS: 1	PA: 37							
PITCHER	IP	WLS	BF	H	R	ER	SO	BB	IBB	HBP	BLK	WP	HR	S	P	ERA	WHIP										
31 Matt Belisle, R ERA: 5.02	7.0	L	4	2	1	1	0	0	0	0	0	0	0	7	9	13.50	3.000										
Mike Stanton, L ERA: 4.31	0.2													3	6	0.00	0.000										
Kirk Saarloos, R ERA: 6.75	0.1																										

Cincinnati Reds @ New York Mets
Shea Stadium, Flushing, NY
Sat Jul 14 2007, 7:30 PM EDT
Att: 51,742 - Cloudy - 78 F

AB	34
R	2
H	11
RBI	2
BB	2
SO	6
LOB	23




Batter	1	2	3	4	5	6	7	8	9	AB	R	H	RBI	BB	SO	LOB	TOP										
6 Ryan Freel, R OBP: 0.299, SLG: 0.350	P6		K		FC6-4		F8			4	0	0	0	0	1	1	<p>Cincinnati Reds @ New York Mets Shea Stadium, Flushing, NY Sun Jul 15 2007, 1:10 PM EDT Att: 52,186 - Partly Cloudy - 87 F</p>										
30 Norris Hopper, R OBP: 0.324, SLG: 0.333	BB		F9			1B		K		3	1	1	0	1	1	0											
Jeff Conine, R OBP: 0.324, SLG: 0.403	L9				BB	1B		G6-3		3	0	1	0	1	0	1											
4 Brandon Phillips, R OBP: 0.327, SLG: 0.497	CS	E6		G5-4-3		1B		K		4	0	2	1	0	1	1											
Adam Dunn, L OBP: 0.358, SLG: 0.546		K		HR		L8			G3	4	1	1	1	0	1	3											
28 Edwin Encarnación, R OBP: 0.346, SLG: 0.379		BB		P2		F3			F7	3	0	0	0	1	0	2											
58 Pedro Lopez, R OBP: 0.143, SLG: 0.143	P3					P6			L8	4	0	1	0	0	0	4											
26 David Ross, R OBP: 0.243, SLG: 0.389			K			K			G5-4-3	3	0	1	0	0	2	3											
Kyle Lohse, R ERA: 3.13			K			K			G5-4-3	2	0	0	0	0	2	1											
Mike Cossing, L ERA: 4.91										0	0	0	0	0	0	0											
56 Todd Coffey, R ERA: 4.79										0	0	0	0	0	0	0											
51 Jared Burton, R ERA: 4.22										0	0	0	0	0	0	1											
40 Jon Couttangs, L ERA: 4.02										0	0	0	0	0	0	0											
Inning Stats	R: 0 E: 0 K: 0 S: 10	H: 0 LOB: 0 BB: 1 P: 18	R: 0 E: 1 K: 2 S: 12	H: 1 LOB: 2 BB: 1 P: 22	R: 0 E: 0 K: 2 S: 9	H: 0 LOB: 0 BB: 0 P: 13	R: 1 E: 0 K: 0 S: 8	H: 1 LOB: 0 BB: 1 P: 13	R: 0 E: 0 K: 2 S: 9	H: 1 LOB: 1 BB: 0 P: 11	R: 1 E: 0 K: 0 S: 14	H: 3 LOB: 2 BB: 0 P: 18	R: 0 E: 0 K: 0 S: 4	H: 1 LOB: 0 BB: 0 P: 6	R: 0 E: 0 K: 0 S: 9	H: 0 LOB: 0 BB: 0 P: 13	R: 0 E: 0 K: 0 S: 6	H: 0 LOB: 0 BB: 0 P: 9	1B: 6 2B: 0 3B: 0 HR: 1	SF: 0 SAC: 0 DP: 2 HBP: 0	WP: 0 PB: 0 SB: 2 CS: 1	PA: 35					
PITCHER	IP	WLS	BF	H	R	ER	SO	BB	IBB	HBP	BLK	WP	HR	S	P	ERA	WHIP										
Oliver Pérez, L ERA: 3.13	6.0	W	25	6	2	2	6	3	0	0	0	0	1	62	95	3.00	1.500										
25 Pedro Feliciano, L ERA: 2.39	1.0	H	3	1	0	0	0	0	0	0	0	0	0	4	6	0.00	1.000										
Aaron Heilman, R ERA: 3.65	1.0	H	3	0	0	0	2	0	0	0	0	0	0	9	13	0.00	0.000										
13 Billy Wagner, L ERA: 1.52	1.0	S	3	0	0	0	0	0	0	0	0	0	0	6	9	0.00	0.000										

Batter	1	2	3	4	5	6	7	8	9	AB	R	H	RBI	BB	SO	LOB	BOTTOM										
7 José Reyes, S OBP: 0.389, SLG: 0.453	BB	G6-3					HR			3	1	2	2	1	0	1	<p>Cincinnati Reds @ New York Mets Shea Stadium, Flushing, NY Sun Jul 15 2007, 1:10 PM EDT Att: 52,186 - Partly Cloudy - 87 F</p>										
Ruben Gelay, S OBP: 0.372, SLG: 0.528	K		G6-3		P6		G4-3			4	0	0	0	0	1	2											
15 Carlos Beltrán, S OBP: 0.340, SLG: 0.463	K		G3-1				G4-3			3	0	0	0	1	1	2											
5 David Wright, R OBP: 0.376, SLG: 0.503		BB	K		F9		K			4	1	1	0	0	2	2											
21 Carlos Delgado, L OBP: 0.313, SLG: 0.434		BB			G3					2	1	1	0	2	0	1											
11 Ramon Castro, R OBP: 0.367, SLG: 0.556		BB					BB			3	1	2	1	1	0	1											
17 David Newhan, L OBP: 0.284, SLG: 0.267		L4			F8		FC3-6			4	0	0	0	0	0	6											
Lastings Milledge, R OBP: 0.263, SLG: 0.444					F9		F8			3	0	1	2	1	0	2											
Oliver Pérez, L ERA: 3.13										2	1	1	0	0	0	1											
3 Danthony Easley, R ERA: 4.91										1	0	0	0	0	0	1											
25 Pedro Feliciano, L ERA: 2.39										0	0	0	0	0	0	0											
Aaron Heilman, R ERA: 3.65										0	0	0	0	0	0	0											
22 Jose Valentin, S ERA: 2.39										0	0	0	0	0	0	3											
13 Billy Wagner, L ERA: 1.52										0	0	0	0	0	0	0											
Inning Stats	R: 0 E: 0 K: 2 S: 11	H: 1 LOB: 0 BB: 0 P: 16	R: 3 E: 0 K: 0 S: 15	H: 3 LOB: 1 BB: 1 P: 24	R: 0 E: 0 K: 1 S: 8	H: 0 LOB: 0 BB: 0 P: 11	R: 0 E: 0 K: 0 S: 11	H: 0 LOB: 1 BB: 1 P: 20	R: 2 E: 0 K: 0 S: 20	H: 2 LOB: 1 BB: 1 P: 33	R: 0 E: 0 K: 0 S: 7	H: 0 LOB: 1 BB: 1 P: 17	R: 0 E: 0 K: 1 S: 10	H: 0 LOB: 1 BB: 1 P: 18	R: 0 E: 0 K: 0 S: 11	H: 2 LOB: 2 BB: 1 P: 20	1B: 5 2B: 2 3B: 0 HR: 1	SF: 0 SAC: 0 DP: 1 HBP: 0	WP: 1 PB: 0 SB: 0 CS: 1	PA: 36							
PITCHER	IP	WLS	BF	H	R	ER	SO	BB	IBB	HBP	BLK	WP	HR	S	P	ERA	WHIP										
Kyle Lohse, R ERA: 4.68	4.2	L	22	6	5	5	3	3	0	0	0	0	0	8	17	0.00	1.000										
56 Todd Coffey, R ERA: 4.79	0.1		1	0	0	0	0	0	0	0	0	0	0	2	4	0.00	0.000										
51 Jared Burton, R ERA: 4.22	1.1		8	2	0	0	1	1	1	0	0	1	0	18	34	0.00	2.250										
40 Jon Couttangs, L ERA: 4.02	0.2		1	0	0	0	0	0	0	0	0	0	0	3	4	0.00	0.000										



Batter	1	2	3	4	5	6	7	8	9	AB	R	H	RBI	BB	SO	LOB	TOP					
6 Ryan Freel, R OBP: 0.298, SLG: 0.348										4	1	1	0	1	1	3	Cincinnati Reds @ Atlanta Braves Turner Field, Atlanta, GA Tue Jul 17 2007, 7:35 PM EDT Att: 30,072 - Overcast - 82 F					
27 Jeff Keppinger, R OBP: 0.412, SLG: 0.357										4	1	1	2	1	0	2						
Ken Griffey Jr., L OBP: 0.393, SLG: 0.561										4	1	1	2	1	0	1						
4 Brandon Phillips, R OBP: 0.328, SLG: 0.492										5	0	3	2	0	1	2						
Adam Dunn, L OBP: 0.360, SLG: 0.540										4	0	1	0	0	0	2						
30 Norris Hopper, R OBP: 0.328, SLG: 0.339										0	0	0	0	0	0	0						
Jeff Conine, R OBP: 0.322, SLG: 0.395										3	0	0	0	1	0	2						
28 Edwin Encarnación, R OBP: 0.349, SLG: 0.377										4	1	1	0	0	0	1						
25 David Weathers, R										0	0	0	0	0	0	0						
26 David Ross, R OBP: 0.247, SLG: 0.396										4	2	2	0	0	1	0						
61 Bronson Arroyo, R OBP: 0.140, SLG: 0.171										2	0	1	0	0	0	1						
Mike Stanton, L										0	0	0	0	0	0	0						
58 Pedro Lopez, R OBP: 0.077, SLG: 0.077										1	0	0	0	0	0	0						
Inning Stats	R: 0 E: 0 K: 0 S: 7	H: 0 LOB: 0 BB: 0 P: 14	R: 0 E: 0 K: 0 S: 7	H: 1 LOB: 1 BB: 1 P: 15	R: 0 E: 0 K: 0 S: 8	H: 1 LOB: 1 BB: 0 P: 12	R: 0 E: 0 K: 0 S: 9	H: 2 LOB: 1 BB: 0 P: 14	R: 2 E: 0 K: 0 S: 12	H: 2 LOB: 1 BB: 1 P: 24	R: 0 E: 0 K: 0 S: 6	H: 0 LOB: 0 BB: 0 P: 7	R: 4 E: 0 K: 1 S: 18	H: 4 LOB: 1 BB: 1 P: 34	R: 0 E: 0 K: 1 S: 7	H: 0 LOB: 0 BB: 0 P: 8	R: 0 E: 0 K: 1 S: 12	H: 1 LOB: 2 BB: 1 P: 18	1B: 8 2B: 3 3B: 0 HR: 0	SF: 0 SAC: 1 DP: 1 HBP: 0	WP: 0 PB: 0 SB: 4 CS: 1	PA: 40
PITCHER	IP WLS BF H R ER SO BB IBB HBP BLK WP HR S P ERA WHIP																					
37 Jo-Jo Reyes, L ERA: 8.88	6.1 L 27 8 4 4 0 2 0 0 0 0 0 0 54 94 5.68 1.579																					
58 Peter Moylan, R ERA: 2.37	0.2 5 2 2 2 1 1 0 0 0 0 0 0 13 26 27.00 4.500																					
Tyler Yates, R ERA: 4.5	1.0 3 0 0 0 1 0 0 0 0 0 0 0 7 8 0.00 0.000																					
39 Rafael Soriano, R ERA: 2.93	1.0 5 1 0 0 1 0 1 0 0 0 0 0 12 18 0.00 1.000																					

Batter	1	2	3	4	5	6	7	8	9	AB	R	H	RBI	BB	SO	LOB	BOTTOM					
Willie Harris, L OBP: 0.401, SLG: 0.419										5	0	1	0	0	3	3	Cincinnati Reds @ Atlanta Braves Turner Field, Atlanta, GA Tue Jul 17 2007, 7:35 PM EDT Att: 30,072 - Overcast - 82 F					
11 Edgar Renteria, R OBP: 0.383, SLG: 0.479										5	1	0	0	0	1	4						
10 Chipper Jones, S OBP: 0.433, SLG: 0.594										4	1	2	1	1	1	0						
Andrew Jones, R OBP: 0.312, SLG: 0.425										5	1	1	2	0	1	2						
16 Brian McCann, L OBP: 0.321, SLG: 0.462										2	1	1	0	1	0	1						
7 Jeff Francoeur, R OBP: 0.327, SLG: 0.425										3	1	0	0	1	2	3						
2 Kelly Johnson, L OBP: 0.392, SLG: 0.476										4	0	2	2	0	0	1						
Jarrod Saltalamacchia, S OBP: 0.343, SLG: 0.439										4	0	0	0	0	1	2						
37 Jo-Jo Reyes, L ERA: 8.88										2	0	1	0	0	0	0						
58 Peter Moylan, R ERA: 2.37										0	0	0	0	0	0	0						
Scott Thorman, L OBP: 0.224, SLG: 0.383										1	0	0	0	0	0	1						
Tyler Yates, R ERA: 4.5										0	0	0	0	0	0	0						
39 Rafael Soriano, R ERA: 2.93										0	0	0	0	0	0	0						
23 Matt Diaz, R OBP: 0.200, SLG: 0.457										1	0	1	0	0	0	0						
Inning Stats	R: 0 E: 0 K: 3 S: 11	H: 0 LOB: 0 BB: 0 P: 18	R: 0 E: 0 K: 0 S: 5	H: 0 LOB: 1 BB: 1 P: 12	R: 0 E: 0 K: 0 S: 9	H: 1 LOB: 0 BB: 0 P: 11	R: 0 E: 0 K: 1 S: 7	H: 0 LOB: 1 BB: 1 P: 13	R: 0 E: 0 K: 2 S: 13	H: 2 LOB: 2 BB: 0 P: 18	R: 0 E: 0 K: 2 S: 11	H: 0 LOB: 0 BB: 0 P: 16	R: 0 E: 0 K: 1 S: 8	H: 0 LOB: 0 BB: 0 P: 12	R: 4 E: 0 K: 0 S: 13	H: 4 LOB: 1 BB: 1 P: 25	R: 1 E: 0 K: 1 S: 11	H: 2 LOB: 1 BB: 0 P: 16	1B: 6 2B: 1 3B: 1 HR: 1	SF: 0 SAC: 0 DP: 0 HBP: 1	WP: 0 PB: 0 SB: 0 CS: 0	PA: 40
PITCHER	IP WLS BF H R ER SO BB IBB HBP BLK WP HR S P ERA WHIP																					
61 Bronson Arroyo, R ERA: 4.51	7.0 W 27 8 0 0 0 2 0 0 0 0 0 1 10 19 54.00 7.500																					
Mike Stanton, L ERA: 5.34	0.2 7 4 4 4 0 1 0 0 0 0 0 1 10 19 54.00 7.500																					
25 David Weathers, R ERA: 3.23	1.1 S 6 2 1 1 1 0 0 0 0 0 0 0 14 22 6.75 1.500																					

Batter	1	2	3	4	5	6	7	8	9	AB	R	H	RBI	BB	SO	LOB	TOP		
23 Rickie Weeks Jr., R OBP: 0.337, SLG: 0.581	G5-3		F9-4-3 1B	K		F8			FC3-6 8 1B	5	1	1	0	0	1	5	Milwaukee Brewers @ Cincinnati Reds Great American Ball Park, Cincinnati, OH Tue Jul 24 2007, 7:10 PM EDT Att: 18,284 - Partly Cloudy - 82 F		
Craig Counsell, L OBP: 0.346, SLG: 0.323	P6		F9-4-3 1-2		K		P1		F7	5	0	0	0	0	1	2			
8 Ryan Braun, R OBP: 0.597, SLG: 0.667 Francisco Cordero, R	K						G5-3			4	1	2	0	1	1	0			
28 Prince Fielder, L OBP: 0.378, SLG: 0.606		G3-1 1B SF9 BB					G3			4	2	2	2	1	1	1			
Kevin Mench, R OBP: 0.292, SLG: 0.453		G3-1 1B								5	0	1	0	0	1	4			
Geoff Jenkins, L OBP: 0.332, SLG: 0.473		G3-1								2	1	1	1	1	0	2			
Damian Miller, R OBP: 0.325, SLG: 0.406		SF9								2	0	0	1	1	0	2			
22 Tony Gwynn Jr., L OBP: 0.344, SLG: 0.319		G4-3								4	0	1	0	0	0	4			
49 Yovani Gallardo, R OBP: 0.236, SLG: 0.214 Brian Shouse, L Derrick Turnbow, R 12 Carlos Villanueva, R 9 Tony Graffanino, R 7 J.J. Hardy, R OBP: 0.322, SLG: 0.459										3	0	1	1	0	2	2			
Inning Stats	R: 0 E: 0 K: 1 S: 9	H: 0 LOB: 0 BB: 0 P: 11	R: 1 E: 0 K: 0 S: 5	H: 1 LOB: 1 BB: 1 P: 10	R: 0 E: 0 K: 1 S: 7	H: 1 LOB: 0 BB: 0 P: 10	R: 3 E: 0 K: 2 S: 17	H: 4 LOB: 2 BB: 1 P: 26	R: 0 E: 0 K: 1 S: 8	H: 1 LOB: 2 BB: 0 P: 15	R: 0 E: 0 K: 0 S: 9	H: 0 LOB: 1 BB: 0 P: 10	R: 0 E: 0 K: 0 S: 13	H: 0 LOB: 1 BB: 1 P: 20	R: 1 E: 0 K: 0 S: 24	H: 2 LOB: 2 BB: 1 P: 34	1B: 7 2B: 2 3B: 1 HR: 0	SF: 1 SAC: 0 DP: 1 HBP: 1	WP: 0 PA: 41 CS: 0
PITCHER	IP WLS BF H R ER SO BB IBB HBP BLK WP HR S P ERA WHIP																		
31 Matt Belisle, R ERA: 5.28	3.2 L 18 6 4 4 3 2 0 0 0 0 0 0 35 53 9.82 2.182																		
56 Todd Coffey, R ERA: 5.45	0.1 1 0 0 0 1 0 0 0 0 0 0 0 3 4 0.00 0.000																		
Mike Gosling, L ERA: 3.14	3.0 12 1 0 0 3 1 0 0 1 0 0 0 25 40 0.00 0.667																		
40 Jon Coutlangus, L ERA: 4.09	1.0 4 0 0 0 0 1 0 0 0 0 0 0 13 20 0.00 1.000																		
Mike Stanton, L ERA: 5.4	1.0 6 2 1 1 0 1 0 0 0 0 0 0 24 34 9.00 3.000																		

Batter	1	2	3	4	5	6	7	8	9	AB	R	H	RBI	BB	SO	LOB	BOTTOM				
Scott Hatteberg, L OBP: 0.406, SLG: 0.467	F8	E9 1B								5	0	3	1	0	0	0	Milwaukee Brewers @ Cincinnati Reds Great American Ball Park, Cincinnati, OH Tue Jul 24 2007, 7:10 PM EDT Att: 18,284 - Partly Cloudy - 82 F				
30 Norris Hopper, R OBP: 0.316, SLG: 0.324 40 Jon Coutlangus, L Mike Stanton, L	L9	P3								4	0	1	0	0	1	3					
Ken Griffey Jr., L OBP: 0.385, SLG: 0.529										4	0	0	0	1	0	3					
4 Brandon Phillips, R OBP: 0.327, SLG: 0.485										5	1	2	0	0	0	1					
Adam Dunn, L OBP: 0.365, SLG: 0.554										3	1	2	2	1	0	0					
27 Jeff Keppinger, R OBP: 0.368, SLG: 0.486	F8									4	0	1	0	0	0	4					
28 Edwin Encarnación, R OBP: 0.334, SLG: 0.363										4	0	0	0	0	0	2					
26 David Ross, R OBP: 0.247, SLG: 0.399 Mike Gosling, L 6 Ryan Freel, R OBP: 0.304, SLG: 0.351										2	0	0	0	0	1	0					
31 Matt Belisle, R OBP: 0.188, SLG: 0.138 56 Todd Coffey, R Javier Valentin, S OBP: 0.305, SLG: 0.364										0	0	0	0	1	0	0					
Inning Stats	R: 0 E: 0 K: 0 S: 13	H: 1 LOB: 3 BB: 2 P: 23	R: 0 E: 1 K: 0 S: 9	H: 1 LOB: 2 BB: 1 P: 19	R: 0 E: 0 K: 0 S: 12	H: 0 LOB: 0 BB: 0 P: 17	R: 0 E: 0 K: 1 S: 7	H: 0 LOB: 0 BB: 0 P: 10	R: 0 E: 0 K: 0 S: 9	H: 1 LOB: 1 BB: 0 P: 12	R: 0 E: 0 K: 0 S: 9	H: 1 LOB: 1 BB: 0 P: 13	R: 1 E: 0 K: 2 S: 10	H: 2 LOB: 1 BB: 0 P: 17	R: 2 E: 0 K: 2 S: 19	H: 3 LOB: 1 BB: 0 P: 23	R: 0 E: 0 K: 1 S: 9	H: 1 LOB: 1 BB: 0 P: 17	1B: 6 2B: 3 3B: 0 HR: 1	SF: 0 SAC: 0 DP: 0 HBP: 0	WP: 1 PA: 40 CS: 0
PITCHER	IP WLS BF H R ER SO BB IBB HBP BLK WP HR S P ERA WHIP																				
49 Yovani Gallardo, R ERA: 2.18	6.2 W 29 6 1 1 2 3 0 0 0 0 0 0 4 6 0.00 0.000																				
Brian Shouse, L ERA: 2.25	0.1 H 1 0 0 0 0 0 0 0 0 0 0 1 8 11 * * *																				
Derrick Turnbow, R ERA: 3.71	0.0 3 3 2 2 0 0 0 0 0 0 0 1 8 11 * * *																				
12 Carlos Villanueva, R ERA: 3.71	1.0 H 3 0 0 0 2 1 0 0 0 0 1 0 11 12 0.00 0.000																				
Francisco Cordero, R ERA: 2.43	1.0 S 4 1 0 0 1 0 0 0 0 0 0 0 9 17 0.00 1.000																				

AB 34
R 5
H 9
RBI 5
BB 5
SO 7
LOB 22

AB 37
R 3
H 10
RBI 3
BB 3
SO 5
LOB 17



Batter	1	2	3	4	5	6	7	8	9	AB	R	H	RBI	BB	SO	LOB	TOP										
23 Rickie Weeks Jr., R OBP: 0.332, SLG: 0.375	G5-3		F9			F9	F9			4	0	0	0	0	0	1	Milwaukee Brewers @ Cincinnati Reds Great American Ball Park, Cincinnati, OH Wed Jul 25 2007, 7:10 PM EDT Att: 30,976 - Partly Cloudy - 81 F										
Craig Counsell, L OBP: 0.345, SLG: 0.338	K		K			HR		2B		3	2	1	1	1	2	1											
Kevin Mench, R OBP: 0.296, SLG: 0.454	G6-3			G5-3		1B		1B		4	1	2	0	0	0	0											
28 Prince Fielder, L OBP: 0.376, SLG: 0.602	G3			F7		E5		1B		4	0	1	1	0	0	1											
2 Bill Hall, R OBP: 0.336, SLG: 0.447 Chris Spurling, R	F9			F9		BB		1B		3	0	1	1	0	0	0											
8 Ryan Braun, R OBP: 0.395, SLG: 0.664 Matt Wise, R OBP: 1.000, SLG: 1.000	F9			F9		BB		K		1	0	0	0	0	1	2											
Geoff Jenkins, L OBP: 0.334, SLG: 0.471	1B			F9		BB		K		3	0	1	0	1	1	2											
9 Tony Graffanino, R OBP: 0.318, SLG: 0.399	F9			F7		FC6-4				4	0	0	0	0	1	4											
Damian Miller, R OBP: 0.322, SLG: 0.400			SH3	G6-3		P4		G6-3		4	0	1	0	0	0	0											
37 Jeff Suppan, R OBP: 0.150, SLG: 0.105 1 Corey Hart, R OBP: 0.350, SLG: 0.503	SH3			F9		F8		G1-3		0	0	0	0	0	0	0											
Inning Stats	R: 0 E: 0 K: 1 S: 8	H: 0 LOB: 0 BB: 0 P: 10	R: 0 E: 0 K: 0 S: 7	H: 1 LOB: 1 BB: 0 P: 11	R: 0 E: 0 K: 1 S: 15	H: 1 LOB: 1 BB: 0 P: 19	R: 0 E: 0 K: 0 S: 8	H: 0 LOB: 0 BB: 0 P: 12	R: 0 E: 0 K: 0 S: 4	H: 0 LOB: 0 BB: 0 P: 7	R: 2 E: 1 K: 0 S: 20	H: 3 LOB: 3 BB: 1 P: 36	R: 0 E: 0 K: 0 S: 6	H: 0 LOB: 0 BB: 0 P: 8	R: 1 E: 0 K: 2 S: 16	H: 2 LOB: 2 BB: 1 P: 26	R: 0 E: 0 K: 1 S: 10	H: 0 LOB: 0 BB: 0 P: 14	1B: 6 2B: 1 3B: 0 HR: 1	SF: 0 SAC: 1 DP: 1 HBP: 0	WP: 0 PB: 0 SB: 1 CS: 1	PA: 36					
PITCHER	IP	WLS	BF	H	R	ER	SO	BB	IBB	HBP	BLK	WP	HR	S	P	ERA	WHIP										
Kyle Lohse, R ERA: 4.58	5.2	W	23	5	2	1	2	0	0	0	0	0	1	57	84	1.59	0.882										
40 Jon Coutangus, L ERA: 4.09	0.0		1	0	0	0	0	1	0	0	0	0	0	1	5	∞	∞										
51 Jared Burton, R ERA: 3.68	1.1	H	6	1	1	1	0	1	0	0	0	0	0	19	29	6.75	1.500										
Mike Stanton, L ERA: 5.4	0.0		1	1	0	0	0	0	0	0	0	0	0	1	2	∞	∞										
25 David Weathers, R ERA: 3.17	2.0	S	5	0	0	0	3	0	0	0	0	0	0	16	23	0.00	0.000										

Batter	1	2	3	4	5	6	7	8	9	AB	R	H	RBI	BB	SO	LOB	BOTTOM										
Scott Hatteberg, L OBP: 0.406, SLG: 0.473	P4		4B	L8		G3-4-1		2B		5	1	2	1	0	0	2	Milwaukee Brewers @ Cincinnati Reds Great American Ball Park, Cincinnati, OH Wed Jul 25 2007, 7:10 PM EDT Att: 30,976 - Partly Cloudy - 81 F										
6 Ryan Freel, R OBP: 0.309, SLG: 0.353	1B		BB	1B		K		F9		4	1	2	1	1	1	2											
Ken Griffey Jr., L OBP: 0.380, SLG: 0.521	P6		P3	P5		G1-3		K		5	0	0	0	0	1	7											
4 Brandon Phillips, R OBP: 0.329, SLG: 0.485	F7		BB	1B		L6				4	1	2	1	0	0	1											
Adam Dunn, L OBP: 0.371, SLG: 0.561	FC5-4		BB	1B		1B		2B		3	1	3	0	1	0	0											
27 Jeff Keppinger, R OBP: 0.357, SLG: 0.487	F9		BB	2B		P3		G6-3		4	0	1	3	0	0	3											
28 Edwin Encarnación, R OBP: 0.334, SLG: 0.363 58 Pedro Lopez, R OBP: 0.225, SLG: 0.237 Jeff Conine, R OBP: 0.320, SLG: 0.395	FC5-4		G6-3			1B				3	0	1	0	0	0	2											
26 David Ross, R OBP: 0.249, SLG: 0.404 Javier Valentin, S OBP: 0.300, SLG: 0.358	F8			SH1-4		K		K		2	0	1	0	0	0	1											
Kyle Lohse, R ERA: 4.58 40 Jon Coutangus, L ERA: 4.09 51 Jared Burton, R ERA: 3.68 30 Norris Hopper, R OBP: 0.179, SLG: 0.152 Mike Stanton, L ERA: 5.4 25 David Weathers, R ERA: 3.17	G3-1			SH1-4		F9		2B		1	0	0	0	0	0	0											
Inning Stats	R: 0 E: 0 K: 0 S: 9	H: 1 LOB: 1 BB: 0 P: 14	R: 0 E: 0 K: 0 S: 9	H: 1 LOB: 1 BB: 0 P: 16	R: 4 E: 0 K: 0 S: 15	H: 3 LOB: 1 BB: 2 P: 30	R: 1 E: 0 K: 0 S: 10	H: 2 LOB: 2 BB: 0 P: 16	R: 0 E: 0 K: 1 S: 14	H: 3 LOB: 2 BB: 0 P: 19	R: 0 E: 0 K: 1 S: 8	H: 0 LOB: 0 BB: 0 P: 13	R: 0 E: 0 K: 0 S: 4	H: 1 LOB: 1 BB: 0 P: 6	R: 2 E: 0 K: 2 S: 12	H: 2 LOB: 2 BB: 0 P: 22		1B: 7 2B: 6 3B: 0 HR: 0	SF: 0 SAC: 1 DP: 0 HBP: 1	WP: 1 PB: 0 SB: 1 CS: 0	PA: 39						
PITCHER	IP	WLS	BF	H	R	ER	SO	BB	IBB	HBP	BLK	WP	HR	S	P	ERA	WHIP										
37 Jeff Suppan, R ERA: 5.08	5.0	L	26	10	5	5	1	2	0	0	0	0	0	57	95	9.00	2.400										
Chris Spurling, R ERA: 4.22	2.0		7	1	0	0	1	0	0	0	0	0	0	12	19	0.00	0.500										
Matt Wise, R ERA: 3.05	1.0		6	2	2	2	2	0	0	1	0	0	0	12	22	18.00	2.000										



Batter	1	2	3	4	5	6	7	8	9	10	AB	R	H	RBI	BB	SO	LOB	TOP								
23 Ricke Weeks Jr., R OBP: 0.333, SLG: 0.371	K		P3		L6		7B BB		7B HBP		3	0	0	0	1	1	0									
7 J.J. Hardy, R OBP: 0.326, SLG: 0.463	G6-3			8 WP 8 1B	G6-3		8 G6-3 1B		8 G5-4-3 1B		5	1	3	0	0	0	0									
8 Ryan Braun, R OBP: 0.399, SLG: 0.676	1B			1 1B 9 G1-4-3	1B		HR		8 G5-4-3		5	2	3	2	0	0	5									
2 Bill Hall, R OBP: 0.334, SLG: 0.446	G1-3			F9		G5-3		1 1B 2B		F8	5	1	1	0	0	0	2									
Kevin Mench, R OBP: 0.294, SLG: 0.445		G4-3		9 G1-4-3 1B	BB	F9		G1-3		F9	4	0	0	0	1	0	1									
1 Corey Hart, R OBP: 0.350, SLG: 0.502		F7		9 G1-4-3 1B		L1		9 L8 1B		F8	5	0	2	1	0	0	0									
9 Tony Graffanino, R OBP: 0.317, SLG: 0.411		L8		G1-4-3				HR		L8	4	1	1	2	0	0	3									
Damian Miller, R OBP: 0.320, SLG: 0.389			P4	F8				7 1B 23 BB BB		G5-3	3	0	0	0	1	0	3									
31 Dave Bush, R OBP: 0.171, SLG: 0.286 Brian Shouse, L ERA: 3.72	G6-3				F9					F9	2	0	0	0	0	0	0									
12 Carlos Villanueva, R OBP: 0.309, SLG: 0.337 Derrick Turnbow, R ERA: 3.63											0	0	0	0	0	0	0									
28 Prince Fielder, L OBP: 0.375, SLG: 0.551 Francisco Cordero, R ERA: 2.79											0	0	0	0	0	0	0									
Inning Stats	R: 0 E: 0 K: 1 S: 10	H: 1 LOB: 1 BB: 0 P: 14	R: 0 E: 0 K: 0 S: 8	H: 0 LOB: 0 BB: 0 P: 14	R: 0 E: 0 K: 0 S: 6	H: 0 LOB: 0 BB: 0 P: 9	R: 2 E: 0 K: 0 S: 9	H: 3 LOB: 1 BB: 1 P: 21	R: 0 E: 0 K: 0 S: 8	H: 0 LOB: 0 BB: 0 P: 10	R: 1 E: 0 K: 0 S: 7	H: 1 LOB: 0 BB: 0 P: 8	R: 1 E: 0 K: 0 S: 14	H: 2 LOB: 2 BB: 2 P: 28	R: 1 E: 0 K: 0 S: 11	H: 2 LOB: 1 BB: 0 P: 14	R: 0 E: 0 K: 0 S: 8	H: 1 LOB: 1 BB: 0 P: 12	R: 0 E: 0 K: 0 S: 7	H: 0 LOB: 0 BB: 0 P: 12	1B: 6 2B: 2 3B: 0 HR: 2	SF: 0 SAC: 0 DP: 2 HBP: 1	WP: 1 PB: 0 SB: 1 CS: 0	PA: 42		
PITCHER	IP WLS BF H R ER SO BB IBB HBP BLK WP HR S P ERA WHIP	IP WLS BF H R ER SO BB IBB HBP BLK WP HR S P ERA WHIP	IP WLS BF H R ER SO BB IBB HBP BLK WP HR S P ERA WHIP	IP WLS BF H R ER SO BB IBB HBP BLK WP HR S P ERA WHIP	IP WLS BF H R ER SO BB IBB HBP BLK WP HR S P ERA WHIP	IP WLS BF H R ER SO BB IBB HBP BLK WP HR S P ERA WHIP	IP WLS BF H R ER SO BB IBB HBP BLK WP HR S P ERA WHIP	IP WLS BF H R ER SO BB IBB HBP BLK WP HR S P ERA WHIP	IP WLS BF H R ER SO BB IBB HBP BLK WP HR S P ERA WHIP	IP WLS BF H R ER SO BB IBB HBP BLK WP HR S P ERA WHIP	IP WLS BF H R ER SO BB IBB HBP BLK WP HR S P ERA WHIP	IP WLS BF H R ER SO BB IBB HBP BLK WP HR S P ERA WHIP	IP WLS BF H R ER SO BB IBB HBP BLK WP HR S P ERA WHIP	IP WLS BF H R ER SO BB IBB HBP BLK WP HR S P ERA WHIP	IP WLS BF H R ER SO BB IBB HBP BLK WP HR S P ERA WHIP	IP WLS BF H R ER SO BB IBB HBP BLK WP HR S P ERA WHIP	IP WLS BF H R ER SO BB IBB HBP BLK WP HR S P ERA WHIP	IP WLS BF H R ER SO BB IBB HBP BLK WP HR S P ERA WHIP	IP WLS BF H R ER SO BB IBB HBP BLK WP HR S P ERA WHIP	IP WLS BF H R ER SO BB IBB HBP BLK WP HR S P ERA WHIP	IP WLS BF H R ER SO BB IBB HBP BLK WP HR S P ERA WHIP	IP WLS BF H R ER SO BB IBB HBP BLK WP HR S P ERA WHIP	IP WLS BF H R ER SO BB IBB HBP BLK WP HR S P ERA WHIP	IP WLS BF H R ER SO BB IBB HBP BLK WP HR S P ERA WHIP	IP WLS BF H R ER SO BB IBB HBP BLK WP HR S P ERA WHIP	IP WLS BF H R ER SO BB IBB HBP BLK WP HR S P ERA WHIP

Milwaukee Brewers @ Cincinnati Reds
Great American Ball Park, Cincinnati, OH
Thu Jul 26 2007, 12:35 PM EDT
Att: 24,170 - Cloudy - 74 F

AB	38
R	5
H	10
RBI	5
BB	3
SO	1
LOB	15

WP: 1	PA: 42
PB: 0	
SB: 1	
CS: 0	

Batter	1	2	3	4	5	6	7	8	9	10	AB	R	H	RBI	BB	SO	LOB	BOTTOM								
Scott Hatteberg, L OBP: 0.406, SLG: 0.479	K		2B 3B		P3	K			6 SH3-4 1B		5	1	2	1	0	2	1									
6 Ryan Freel, R OBP: 0.305, SLG: 0.348 51 Jared Burton, R ERA: 3.97	G1-3		P3		F7	G4-3			SH3-4		4	0	0	0	0	0	2									
Ken Griffey Jr., L OBP: 0.385, SLG: 0.535	HR				4 BB 27 BB 1B				4 G1-4-3 1B		4	2	3	2	1	1	0									
4 Brandon Phillips, R OBP: 0.327, SLG: 0.431	G6-3		F9		27 BB 1B				G1-4-3		4	1	0	0	1	0	3									
Adam Dunn, L OBP: 0.371, SLG: 0.560		G3	K		27 1B BB						4	1	1	0	1	1	1									
27 Jeff Keppinger, R OBP: 0.362, SLG: 0.485		28 HBP BB		G5-3				F9		F9	4	0	1	2	1	0	1									
28 Edwin Encarnación, R OBP: 0.338, SLG: 0.362				K							3	0	1	0	0	1	2									
Javier Valentín, S OBP: 0.304, SLG: 0.360											5	0	2	1	0	1	3									
37 Bobby Livingston, L ERA: 4.91 Kirk Saarloos, R ERA: 3.19 56 Todd Coffey, R ERA: 5.4 40 Jon Coutlangus, L ERA: 3.97 30 Norris Hopper, R OBP: 0.303, SLG: 0.346	G4-3										3	0	1	0	0	1	3									
Inning Stats	R: 1 E: 0 K: 1 S: 12	H: 1 LOB: 0 BB: 0 P: 19	R: 0 E: 0 K: 0 S: 7	H: 0 LOB: 2 BB: 1 P: 15	R: 1 E: 0 K: 1 S: 13	H: 2 LOB: 1 BB: 1 P: 15	R: 0 E: 0 K: 2 S: 12	H: 1 LOB: 1 BB: 0 P: 20	R: 2 E: 0 K: 0 S: 17	H: 2 LOB: 2 BB: 2 P: 31	R: 0 E: 0 K: 1 S: 13	H: 1 LOB: 1 BB: 0 P: 16	R: 0 E: 0 K: 1 S: 12	H: 0 LOB: 0 BB: 0 P: 15	R: 0 E: 0 K: 1 S: 6	H: 0 LOB: 1 BB: 0 P: 8	R: 1 E: 0 K: 0 S: 10	H: 2 LOB: 1 BB: 1 P: 16	R: 1 E: 0 K: 0 S: 7	H: 3 LOB: 2 BB: 0 P: 12	1B: 7 2B: 4 3B: 1 HR: 1	SF: 0 SAC: 1 DP: 2 HBP: 2	WP: 0 PB: 0 SB: 0 CS: 1	PA: 44		
PITCHER	IP WLS BF H R ER SO BB IBB HBP BLK WP HR S P ERA WHIP	IP WLS BF H R ER SO BB IBB HBP BLK WP HR S P ERA WHIP	IP WLS BF H R ER SO BB IBB HBP BLK WP HR S P ERA WHIP	IP WLS BF H R ER SO BB IBB HBP BLK WP HR S P ERA WHIP	IP WLS BF H R ER SO BB IBB HBP BLK WP HR S P ERA WHIP	IP WLS BF H R ER SO BB IBB HBP BLK WP HR S P ERA WHIP	IP WLS BF H R ER SO BB IBB HBP BLK WP HR S P ERA WHIP	IP WLS BF H R ER SO BB IBB HBP BLK WP HR S P ERA WHIP	IP WLS BF H R ER SO BB IBB HBP BLK WP HR S P ERA WHIP	IP WLS BF H R ER SO BB IBB HBP BLK WP HR S P ERA WHIP	IP WLS BF H R ER SO BB IBB HBP BLK WP HR S P ERA WHIP	IP WLS BF H R ER SO BB IBB HBP BLK WP HR S P ERA WHIP	IP WLS BF H R ER SO BB IBB HBP BLK WP HR S P ERA WHIP	IP WLS BF H R ER SO BB IBB HBP BLK WP HR S P ERA WHIP	IP WLS BF H R ER SO BB IBB HBP BLK WP HR S P ERA WHIP	IP WLS BF H R ER SO BB IBB HBP BLK WP HR S P ERA WHIP	IP WLS BF H R ER SO BB IBB HBP BLK WP HR S P ERA WHIP	IP WLS BF H R ER SO BB IBB HBP BLK WP HR S P ERA WHIP	IP WLS BF H R ER SO BB IBB HBP BLK WP HR S P ERA WHIP	IP WLS BF H R ER SO BB IBB HBP BLK WP HR S P ERA WHIP	IP WLS BF H R ER SO BB IBB HBP BLK WP HR S P ERA WHIP	IP WLS BF H R ER SO BB IBB HBP BLK WP HR S P ERA WHIP	IP WLS BF H R ER SO BB IBB HBP BLK WP HR S P ERA WHIP	IP WLS BF H R ER SO BB IBB HBP BLK WP HR S P ERA WHIP	IP WLS BF H R ER SO BB IBB HBP BLK WP HR S P ERA WHIP	IP WLS BF H R ER SO BB IBB HBP BLK WP HR S P ERA WHIP

Milwaukee Brewers @ Cincinnati Reds
Great American Ball Park, Cincinnati, OH
Thu Jul 26 2007, 12:35 PM EDT
Att: 24,170 - Cloudy - 74 F

AB	37
R	6
H	12
RBI	6
BB	4
SO	7
LOB	16

WP: 0	PA: 44
PB: 0	
SB: 0	
CS: 1	

Batter	1	2	3	4	5	6	7	8	9	AB	R	H	RBI	BB	SO	LOB	TOP
12 Alfonso Soriano, R (1,7) OBP: 0.334, SLG: 0.507	F9		P4			K		F8	L4	5	0	0	0	0	1	3	
2 Ryan Theriot, R (1,6) OBP: 0.346, SLG: 0.362	E9		G5-4-3			F9		2H	2B	3	1	2	1	1	0	0	
25 Derrek Lee, R (1,3) OBP: 0.416, SLG: 0.500	SF8		G5-4-3			K		K		3	0	0	1	0	2	2	
16 Aramis Ramirez, R (1,5) OBP: 0.358, SLG: 0.550	G6-3					F7		L7	15 1B	4	1	1	0	0	0	0	
15 Cliff Floyd, L (1,9) OBP: 0.397, SLG: 0.393		P2				K		K2-3	FC4-6 1B	4	0	1	0	0	0	2	
29 Angel Pagán, S (9,PR) OBP: 0.321, SLG: 0.465									FC4-6 1B	0	1	0	0	0	0	0	
Mark DeRosa, R (1,4) OBP: 0.386, SLG: 0.439	F8		G5-3			G5-3			FC4-6 1B	4	0	3	1	0	0	0	
Jacque Jones, L (1,8) OBP: 0.309, SLG: 0.337	F8					G3		G4-3	FC4-6 1B	4	0	0	0	0	0	4	
Jason Kendall, R (1,2) OBP: 0.263, SLG: 0.277						G6-3		L8	FC4-6 1B	3	0	1	1	0	0	0	
43 Rich Hill, L (1,1) ERA: 3.59						G6-3		E6		2	0	0	0	0	0	0	
57 Rocky Cherry, R (6,1) ERA: 3.99										2	0	0	0	0	0	0	
13 Will Ohman, L (6,1) ERA: 3.99										0	0	0	0	0	0	0	
43 Michael Wuertz, R (7,1) ERA: 3.86										0	0	0	0	0	0	0	
47 Scott Eyre, L (8,1) ERA: 5.94										0	0	0	0	0	0	0	
Inning Stats	R: 1 H: 1 E: 1 K: 0 S: 9	H: 1 LOB: 0 BB: 0 P: 13	R: 0 H: 1 E: 0 K: 1 S: 15	H: 1 LOB: 2 BB: 0 P: 23	R: 0 H: 0 E: 0 K: 0 S: 7	H: 0 LOB: 0 BB: 1 P: 13	R: 0 H: 0 E: 0 K: 1 S: 10	H: 0 LOB: 0 BB: 0 P: 16	R: 0 H: 0 E: 0 K: 2 S: 8	H: 1 LOB: 1 BB: 0 P: 12	R: 0 H: 1 E: 1 K: 1 S: 13	H: 1 LOB: 1 BB: 0 P: 21	R: 2 H: 5 E: 0 K: 0 S: 13	H: 5 LOB: 2 BB: 0 P: 17	1B: 7 2B: 2 3B: 0 HR: 0	SF: 1 SAC: 0 DP: 1 HBP: 1	WP: 0 PA: 37 PB: 0 SB: 0 CS: 0
PITCHER	IP WLS BF H R ER SO BB IBB HBP BLK WP HR S P ERA WHIP	7.2 29 4 2 0 5 1 0 1 0 0 0 77 123 0.00 0.652	1.1 W 8 5 2 2 1 0 0 0 0 0 0 16 22 13.50 3.750														

Chicago Cubs @ Cincinnati Reds
Great American Ball Park, Cincinnati, OH

AB 34
R 4
H 9
RBI 4
BB 1
SO 6
LOB 11



WP: 0 PA: 37
PB: 0
SB: 0
CS: 0

Fri Jul 27 2007, 7:10 PM EDT
Att: 36,635 - Rain - 69 F

Batter	1	2	3	4	5	6	7	8	9	AB	R	H	RBI	BB	SO	LOB	BOTTOM				
6 Ryan Freel, R (1,8) OBP: 0.310, SLG: 0.354	K		G4-3			K		G4-3		4	2	2	0	0	2	1					
27 Jeff Keppinger, R (1,6) OBP: 0.392, SLG: 0.500	BB		SH1-3			BB		G4-3		3	0	2	1	0	0	1					
Ken Griffey Jr., L (1,9) OBP: 0.388, SLG: 0.532	BB		G4-3			BB		G6-3		2	0	0	0	3	0	2					
4 Brandon Phillips, R (1,4) OBP: 0.326, SLG: 0.480	K		G4-3			F7		P3		5	0	1	1	0	1	7					
Adam Dunn, L (1,7) OBP: 0.368, SLG: 0.554	K		F7			K		G3		4	0	0	0	0	2	5					
30 Norris Hopper, R (8,7) OBP: 0.327, SLG: 0.349	K								9 SH3-4 1B	1	1	1	0	0	0	0					
Jeff Conine, R (1,3) OBP: 0.328, SLG: 0.409										4	0	3	0	0	0	0					
25 David Weathers, R (8,1) OBP: 0.202, SLG: 0.236										0	0	0	0	0	0	0					
9 Juan Castro, R (9,PH) OBP: 0.202, SLG: 0.236										0	0	0	0	0	0	0					
28 Edwin Encarnación, R (1,5) OBP: 0.339, SLG: 0.375	K					FC6-4		K		5	1	2	2	0	2	5					
26 David Ross, R (1,2) OBP: 0.253, SLG: 0.401	P4							K		2	1	0	0	2	1	2					
61 Bronson Arroyo, R (1,1) OBP: 0.122, SLG: 0.149	K									3	0	0	0	0	3	3					
Scott Hatteberg, L (8,3) OBP: 0.405, SLG: 0.477	K					K		F9		1	0	0	0	0	0	0					
Inning Stats	R: 0 H: 0 E: 0 K: 3 S: 15	H: 1 LOB: 1 BB: 0 P: 27	R: 0 H: 1 E: 0 K: 2 S: 10	H: 1 LOB: 0 BB: 0 P: 15	R: 1 H: 2 E: 0 K: 0 S: 14	H: 2 LOB: 1 BB: 0 P: 19	R: 1 H: 1 E: 0 K: 2 S: 9	H: 1 LOB: 1 BB: 1 P: 16	R: 0 H: 2 E: 0 K: 1 S: 15	H: 1 LOB: 3 BB: 1 P: 27	R: 2 H: 1 E: 1 K: 1 S: 11	H: 1 LOB: 1 BB: 1 P: 18	R: 0 H: 1 E: 0 K: 2 S: 15	H: 1 LOB: 2 BB: 0 P: 22	R: 0 H: 1 E: 0 K: 0 S: 12	H: 1 LOB: 1 BB: 1 P: 18	R: 1 H: 2 E: 0 K: 0 S: 7	H: 2 LOB: 1 BB: 0 P: 10	1B: 6 2B: 4 3B: 0 HR: 1	SF: 0 SAC: 2 DP: 0 HBP: 2	WP: 0 PA: 43 PB: 0 SB: 1 CS: 0
PITCHER	IP WLS BF H R ER SO BB IBB HBP BLK WP HR S P ERA WHIP	5.0 25 6 2 2 2 1 1 0 1 0 0 7 14 54.00 6.000	0.1 4 1 2 2 1 1 0 1 0 0 0 7 14 54.00 6.000	1.0 3 0 0 0 0 0 0 0 0 0 0 8 9 0.00 0.000	0.2 3 1 0 0 2 0 0 0 0 0 0 11 17 0.00 1.500	0.2 4 1 0 0 0 1 0 0 0 0 0 7 13 0.00 3.000	0.1 3 2 1 1 0 0 0 0 0 0 0 7 10 27.00 6.000	0.1 L 3 2 1 1 0 0 0 0 0 0 0 7 10 27.00 6.000													

Chicago Cubs @ Cincinnati Reds
Great American Ball Park, Cincinnati, OH

AB 34
R 5
H 11
RBI 4
BB 5
SO 11
LOB 26



WP: 0 PA: 43
PB: 0
SB: 1
CS: 0

Fri Jul 27 2007, 7:10 PM EDT
Att: 36,635 - Rain - 69 F

Batter	1	2	3	4	5	6	7	8	9	AB	R	H	RBI	BB	SO	LOB	TOP					
12 Alfonso Soriano, R OBP: 0.338, SLG: 0.524	L7			FC5-4			25 HR	K		5	1	2	0	0	1	2						
2 Ryan Theriot, R OBP: 0.348, SLG: 0.359	25 HBP	P4		L9			F8		16 S	5	2	2	0	0	0	4						
25 Derrek Lee, R OBP: 0.418, SLG: 0.513	16 2B			F9			G5-3		K	4	2	1	2	0	1	1						
16 Aramis Ramirez, R OBP: 0.361, SLG: 0.552				F8			G6-3		29 PB	4	1	2	1	1	0	0						
Mark DeRosa, R OBP: 0.368, SLG: 0.437	SF8						G5-3		29 1B	3	0	2	1	1	0	0						
17 Mike Fontenot, L OBP: 0.348, SLG: 0.463	G1-3			K			F8		P6	5	0	0	0	0	2	7						
29 Angel Paquin, S OBP: 0.329, SLG: 0.470				G4-3					G3-1	4	0	1	2	1	0	2						
Koyie Hill, S OBP: 0.233, SLG: 0.288				K			K		G3	5	0	0	0	0	4	3						
38 Carlos Zambrano, S OBP: 0.291, SLG: 0.418							G5-3			4	0	3	0	0	0	1						
13 Will Ohman, L										0	0	0	0	0	0	0						
Bob Howry, L										0	0	0	0	0	0	0						
Inning Stats	R: 2 E: 0 K: 0 S: 11	H: 2 LOB: 1 BB: 0 P: 17	R: 0 E: 0 K: 1 S: 9	H: 2 LOB: 2 BB: 0 P: 11	R: 0 E: 0 K: 1 S: 14	H: 2 LOB: 2 BB: 0 P: 19	R: 0 E: 0 K: 1 S: 10	H: 1 LOB: 1 BB: 0 P: 15	R: 0 E: 0 K: 1 S: 6	H: 0 LOB: 0 BB: 0 P: 11	R: 0 E: 0 K: 1 S: 6	H: 0 LOB: 1 BB: 1 P: 14	R: 2 E: 0 K: 1 S: 16	H: 3 LOB: 1 BB: 0 P: 22	R: 0 E: 0 K: 1 S: 12	H: 1 LOB: 1 BB: 0 P: 16	R: 2 E: 0 K: 2 S: 15	H: 2 LOB: 2 BB: 2 P: 26	1B: 10 2B: 2 3B: 0 HR: 1	SF: 1 SAC: 0 DP: 0 HBP: 1	WP: 0 PB: 1 SB: 3 CS: 0	PA: 44
PITCHER	IP WLS BF H R ER SO BB IBB HBP BLK WP HR S P ERA WHIP	IP WLS BF H R ER SO BB IBB HBP BLK WP HR S P ERA WHIP	IP WLS BF H R ER SO BB IBB HBP BLK WP HR S P ERA WHIP	IP WLS BF H R ER SO BB IBB HBP BLK WP HR S P ERA WHIP	IP WLS BF H R ER SO BB IBB HBP BLK WP HR S P ERA WHIP	IP WLS BF H R ER SO BB IBB HBP BLK WP HR S P ERA WHIP	IP WLS BF H R ER SO BB IBB HBP BLK WP HR S P ERA WHIP	IP WLS BF H R ER SO BB IBB HBP BLK WP HR S P ERA WHIP	IP WLS BF H R ER SO BB IBB HBP BLK WP HR S P ERA WHIP	IP WLS BF H R ER SO BB IBB HBP BLK WP HR S P ERA WHIP	IP WLS BF H R ER SO BB IBB HBP BLK WP HR S P ERA WHIP	IP WLS BF H R ER SO BB IBB HBP BLK WP HR S P ERA WHIP	IP WLS BF H R ER SO BB IBB HBP BLK WP HR S P ERA WHIP	IP WLS BF H R ER SO BB IBB HBP BLK WP HR S P ERA WHIP	IP WLS BF H R ER SO BB IBB HBP BLK WP HR S P ERA WHIP	IP WLS BF H R ER SO BB IBB HBP BLK WP HR S P ERA WHIP	IP WLS BF H R ER SO BB IBB HBP BLK WP HR S P ERA WHIP	IP WLS BF H R ER SO BB IBB HBP BLK WP HR S P ERA WHIP				
31 Matt Belisle, R ERA: 5.3	6.1	L	30	9	4	4	4	1	0	1	65	98	5.68	1.579								
Victor Santos, R ERA: 4.51	1.2		7	2	0	0	2	0	0	0	19	27	0.00	1.200								
51 Jared Burton, R ERA: 4.32	1.0		7	2	2	2	2	2	0	0	15	26	18.00	4.000								
Batter	1	2	3	4	5	6	7	8	9	AB	R	H	RBI	BB	SO	LOB	BOTTOM					
Scott Hatteberg, L OBP: 0.406, SLG: 0.474	4 1B			6 G3			K		F8	2	0	0	0	2	1	0						
6 Ryan Freel, R OBP: 0.307, SLG: 0.349	F8			G3			G1-5-3			4	0	1	0	0	0	2						
Ken Griffey Jr., L OBP: 0.386, SLG: 0.526	P5			K					1B	3	0	0	0	1	1	3						
4 Brandon Phillips, R OBP: 0.323, SLG: 0.473				G6-3			P3		F9	4	0	1	0	0	0	1						
Adam Dunn, L OBP: 0.361, SLG: 0.542	P6			G4-3					P5	4	0	0	0	0	0	2						
27 Jeff Keppinger, R OBP: 0.373, SLG: 0.481				F9					G5-3	4	0	0	0	0	0	0						
Javier Valentin, S OBP: 0.302, SLG: 0.356				L8			L9			3	0	1	0	0	0	0						
28 Edwin Encarnación, R OBP: 0.335, SLG: 0.366				G5-3			P3		K	3	0	0	0	0	1	1						
31 Matt Belisle, R OBP: 0.176, SLG: 0.129										2	0	0	0	0	2	0						
Victor Santos, R										0	0	0	0	0	0	0						
30 Norris Hopper, R OBP: 0.321, SLG: 0.342										1	0	0	0	0	1	0						
51 Jared Burton, R										0	0	0	0	0	0	0						
Inning Stats	R: 0 E: 0 K: 0 S: 14	H: 1 LOB: 2 BB: 1 P: 19	R: 0 E: 0 K: 0 S: 6	H: 0 LOB: 0 BB: 0 P: 9	R: 0 E: 0 K: 2 S: 9	H: 0 LOB: 1 BB: 1 P: 17	R: 0 E: 0 K: 0 S: 15	H: 0 LOB: 0 BB: 0 P: 20	R: 0 E: 0 K: 1 S: 9	H: 0 LOB: 0 BB: 0 P: 14	R: 0 E: 0 K: 1 S: 9	H: 0 LOB: 1 BB: 1 P: 15	R: 0 E: 0 K: 1 S: 10	H: 1 LOB: 1 BB: 0 P: 13	R: 0 E: 0 K: 1 S: 11	H: 1 LOB: 1 BB: 0 P: 19	R: 0 E: 0 K: 0 S: 9	H: 0 LOB: 0 BB: 0 P: 15	1B: 3 2B: 0 3B: 0 HR: 0	SF: 0 SAC: 0 DP: 0 HBP: 0	WP: 0 PB: 0 SB: 0 CS: 0	PA: 33
PITCHER	IP WLS BF H R ER SO BB IBB HBP BLK WP HR S P ERA WHIP	IP WLS BF H R ER SO BB IBB HBP BLK WP HR S P ERA WHIP	IP WLS BF H R ER SO BB IBB HBP BLK WP HR S P ERA WHIP	IP WLS BF H R ER SO BB IBB HBP BLK WP HR S P ERA WHIP	IP WLS BF H R ER SO BB IBB HBP BLK WP HR S P ERA WHIP	IP WLS BF H R ER SO BB IBB HBP BLK WP HR S P ERA WHIP	IP WLS BF H R ER SO BB IBB HBP BLK WP HR S P ERA WHIP	IP WLS BF H R ER SO BB IBB HBP BLK WP HR S P ERA WHIP	IP WLS BF H R ER SO BB IBB HBP BLK WP HR S P ERA WHIP	IP WLS BF H R ER SO BB IBB HBP BLK WP HR S P ERA WHIP	IP WLS BF H R ER SO BB IBB HBP BLK WP HR S P ERA WHIP	IP WLS BF H R ER SO BB IBB HBP BLK WP HR S P ERA WHIP	IP WLS BF H R ER SO BB IBB HBP BLK WP HR S P ERA WHIP	IP WLS BF H R ER SO BB IBB HBP BLK WP HR S P ERA WHIP	IP WLS BF H R ER SO BB IBB HBP BLK WP HR S P ERA WHIP	IP WLS BF H R ER SO BB IBB HBP BLK WP HR S P ERA WHIP	IP WLS BF H R ER SO BB IBB HBP BLK WP HR S P ERA WHIP	IP WLS BF H R ER SO BB IBB HBP BLK WP HR S P ERA WHIP				
38 Carlos Zambrano, R ERA: 3.47	7.1	W	27	2	0	0	0	3	0	0	76	113	0.00	0.682								
13 Will Ohman, L ERA: 3.5	0.2		3	1	0	0	0	0	0	0	7	13	0.00	1.500								
Bob Howry, R ERA: 4.26	1.0		3	0	0	0	0	0	0	0	9	15	0.00	0.000								

Chicago Cubs @ Cincinnati Reds
Great American Ball Park, Cincinnati, OH
Sun Jul 29 2007, 1:15 PM EDT
Att: 33,061 - Sunny - 84 F


AB 39
R 6
H 13
RBI 6
BB 3
SO 8
LOB 20




Chicago Cubs @ Cincinnati Reds
Great American Ball Park, Cincinnati, OH
Sun Jul 29 2007, 1:15 PM EDT
Att: 33,061 - Sunny - 84 F

AB 30
R 0
H 3
RBI 0
BB 3
SO 6
LOB 9



Batter	1	2	3	4	5	6	7	8	9	AB	R	H	RBI	BB	SO	LOB	TOP			
6 Ryan Freel, R (1, 8) OBP: 0.308, SLG: 0.347 30 Norris Hopper, R (8, 8) OBP: 0.327, SLG: 0.344	F9		G6-3			G6-4-3 HBP			G5-4-3 1B	2	0	0	0	0	0	0	<p>Cincinnati Reds @ Washington Nationals Robert F. Kennedy Memorial Stadium, Washington, DC</p> <p>Thu Aug 02 2007, 7:05 PM EDT Att: 26,223 - Clear - 89 F</p> <p>livebaseballscorecards.com</p> <p>AB 30 R 3 H 5 RBI 3 BB 0 SO 6 LOB 3</p> 			
4 Brandon Phillips, R (1, 4) OBP: 0.322, SLG: 0.467	F9		L8			G6-4-3 1-2f			G5-4-3 1-2f	4	0	0	0	0	0	2				
Ken Griffey Jr., L (1, 9) OBP: 0.379, SLG: 0.515	K		K			F7			2B	4	0	1	0	0	2	0				
Jeff Conine, R (1, 3) OBP: 0.321, SLG: 0.399		G6-3		G3			G5-3		G3-1	4	0	0	0	0	0	1				
Adam Dunn, L (1, 7) OBP: 0.363, SLG: 0.546		HR		L7			K			3	1	1	1	0	1	0				
28 Edwin Encarnación, R (1, 5) OBP: 0.338, SLG: 0.366		2 HR		K			G6-3			3	1	1	0	0	1	0				
2 Alex Gonzalez, R (1, 6) OBP: 0.297, SLG: 0.453		HR		G6-3		G6-3			P6	3	1	1	2	0	0	0				
26 David Ross, R (1, 2) OBP: 0.261, SLG: 0.404		G6-3		K			B5-3			3	0	0	0	0	1	0				
50 Phil Dumatrai, R (1, 1) 56 Todd Coffey, R (4, 1) Mark Bellhorn, S (5, PH) Victor Santos, R (5, 1) Scott Hatteberg, L (8, PH) 25 David Weathers, R (8, 1)		K		P4			G3-1			1	0	0	0	0	1	0				
Inning Stats	R: 0 E: 0 K: 1 S: 8	H: 0 LOB: 0 BB: 0 P: 10	R: 3 E: 0 K: 1 S: 14	H: 3 LOB: 0 BB: 0 P: 22	R: 0 E: 0 K: 1 S: 7	H: 0 LOB: 0 BB: 0 P: 12	R: 0 E: 0 K: 1 S: 8	H: 0 LOB: 0 BB: 0 P: 12	R: 0 E: 0 K: 0 S: 5	H: 0 LOB: 0 BB: 0 P: 9	R: 0 E: 0 K: 0 S: 4	H: 0 LOB: 0 BB: 0 P: 7	R: 0 E: 0 K: 0 S: 7	H: 0 LOB: 0 BB: 0 P: 8	R: 0 E: 0 K: 0 S: 10	H: 2 LOB: 1 BB: 0 P: 14		1B: 2 2B: 1 3B: 0 HR: 2	SF: 0 SAC: 0 DP: 2 HBP: 1	WP: 0 PB: 0 SB: 1 CS: 0
PITCHER	IP WLS BF H R ER SO BB IBB HBP BLK WP HR S P ERA WHIP																			
Mike Bacsik, L (1, 1) ERA: 4.19	7.0 W 24 3 3 3 6 0 0 1 0 0 2 51 81 3.86 0.429																			
Jon Rauch, R (8, 1) ERA: 3.7	1.0 3 0 0 0 0 0 0 0 0 0 0 7 8 0.00 0.000																			
52 Saul Rivera, R (9, 1) ERA: 3.46	1.0 4 2 0 0 0 0 0 0 0 0 0 10 14 0.00 2.000																			

Batter	1	2	3	4	5	6	7	8	9	AB	R	H	RBI	BB	SO	LOB	BOTTOM	
Felipe Lopez, S (1, 6) OBP: 0.304, SLG: 0.350	10 BB 11 1B	F9		10 2B 11 1B	K				BB	3	1	1	0	2	1	3	<p>Cincinnati Reds @ Washington Nationals Robert F. Kennedy Memorial Stadium, Washington, DC</p> <p>Thu Aug 02 2007, 7:05 PM EDT Att: 26,223 - Clear - 89 F</p> <p>livebaseballscorecards.com</p> <p>AB 35 R 7 H 13 RBI 7 BB 5 SO 7 LOB 23</p> 	
10 Ronnie Belliard, R (1, 4) OBP: 0.383, SLG: 0.433	11 1B 21 1B		11 2B	11 1B 2B		21 FC6-4 BB	L4			3	3	2	1	2	0	2		
11 Ryan Zimmerman, R (1, 5) OBP: 0.318, SLG: 0.434	21 1B		21 1B 2B	21 1B 2B		F8		G5-3		5	1	3	3	0	0	1		
21 Dmitri Young, S (1, 3) Robert Fick, L (8, 3) OBP: 0.277, SLG: 0.230	1B		2B	1B		FC6-4 25 FC6-4		G6-3		4	0	2	2	0	0	2		
25 Austin Kearns, R (1, 9) OBP: 0.334, SLG: 0.381	K		1B	K		FC6-4			1B	1	0	0	0	0	0	0		
Ryan Church, L (1, 7) 52 Saul Rivera, S (9, 1)	F7		P2		SH2-4 3 HBP		2B	P2		5	1	2	0	0	0	4		
3 Jesus Flores, R (1, 2) OBP: 0.321, SLG: 0.357		K	K		SH2-4 HBP		K			3	0	0	0	0	3	2		
Nook Logan, S (1, 8) OBP: 0.298, SLG: 0.333		G5-3 BB		F8	F8		K			3	0	0	0	1	1	3		
Mike Bacsik, L (1, 1) D'Angelo Jimenez, S (7, PH) Jon Rauch, R (8, 1) Ryan Langerhans, L (9, 7) OBP: 0.287, SLG: 0.285		G5-3		10 2B	2B		2B			2	1	1	0	0	0	1		
Inning Stats	R: 1 E: 0 K: 1 S: 12	H: 3 LOB: 2 BB: 1 P: 24	R: 0 E: 0 K: 1 S: 9	H: 0 LOB: 1 BB: 1 P: 17	R: 2 E: 0 K: 1 S: 14	H: 3 LOB: 1 BB: 0 P: 25	R: 3 E: 0 K: 1 S: 16	H: 3 LOB: 1 BB: 1 P: 28	R: 0 E: 0 K: 0 S: 7	H: 0 LOB: 1 BB: 1 P: 15	R: 1 E: 0 K: 2 S: 12	H: 2 LOB: 2 BB: 1 P: 24	R: 0 E: 0 K: 0 S: 10	H: 1 LOB: 1 BB: 0 P: 17	1B: 7 2B: 6 3B: 0 HR: 0	SF: 0 SAC: 1 DP: 0 HBP: 1		WP: 0 PB: 0 SB: 0 CS: 0
PITCHER	IP WLS BF H R ER SO BB IBB HBP BLK WP HR S P ERA WHIP																	
50 Phil Dumatrai, L (1, 1) ERA: 16.2	3.1 L 20 6 6 6 3 3 0 0 0 0 0 0 44 82 16.20 3.300																	
56 Todd Coffey, R (4, 1) ERA: 5.48	0.2 3 1 0 0 1 0 0 0 0 0 0 7 12 0.00 1.500																	
Victor Santos, R (5, 1) ERA: 4.5	3.0 15 3 1 1 3 2 0 1 0 0 0 29 56 3.00 1.667																	
25 David Weathers, R (8, 1) ERA: 3.29	1.0 4 1 0 0 0 0 0 0 0 0 0 10 17 0.00 1.000																	

Batter	1	2	3	4	5	6	7	8	9	10	AB	R	H	RBI	BB	SO	LOB	TOP										
Scott Hatteberg, L (1,3) OBP: 0.401, SLG: 0.477	G3			SH1-4 1B	F8		G3		K		5	1	1	0	0	1	2	Cincinnati Reds @ Pittsburgh Pirates PNC Park, Pittsburgh, PA Sat Aug 04 2007, 7:05 PM EDT Att: 33,466 - Cloudy - 87 F										
30 Norris Hopper, R (1,8) OBP: 0.331, SLG: 0.353	G4-3			SH1-4					G4-3		4	2	2	0	0	0	0											
Ken Griffey Jr., L (1,9) OBP: 0.381, SLG: 0.520	K2-3								L3		5	0	1	1	0	3	1											
4 Brandon Phillips, R (1,4) OBP: 0.323, SLG: 0.465		G6-3			L7						4	2	1	0	0	1	1											
Adam Dunn, L (1,7) OBP: 0.307, SLG: 0.555		G4-3			P5						5	1	1	2	0	0	3											
28 Edwin Encarnación, R (1,5) OBP: 0.340, SLG: 0.376											5	2	2	2	0	1	0											
Javier Valentín, S (1,2) OBP: 0.314, SLG: 0.372											5	0	3	2	0	1	0											
2 Alex Gonzalez, R (1,6) OBP: 0.307, SLG: 0.465											3	0	1	0	1	1	1											
51 Jared Burton, R (8,1)											0	0	0	0	0	0	0											
Mark Bellhorn, S (10,PH) OBP: 0.500, SLG: 0.250											1	0	0	0	0	1	0											
25 David Weathers, R (10,1)											0	0	0	0	0	0	0											
37 Bobby Livingston, L (1,1) OBP: 0.389, SLG: 0.389											2	0	0	0	0	1	2											
56 Todd Coffey, R (8,1)											0	0	0	0	0	0	0											
Mike Gosling, L (8,1)											0	0	0	0	0	0	0											
Mike Stanton, L (7,1)											0	0	0	0	0	0	0											
27 Jeff Keppinger, R (8,6) OBP: 0.387, SLG: 0.522											1	1	1	1	0	0	0											
Inning Stats	R: 0 E: 0 K: 1 S: 6	H: 0 LOB: 0 BB: 0 P: 9	R: 0 E: 0 K: 1 S: 6	H: 0 LOB: 0 BB: 0 P: 8	R: 0 E: 0 K: 0 S: 5	H: 1 LOB: 0 BB: 0 P: 5	R: 1 E: 0 K: 0 S: 7	H: 2 LOB: 1 BB: 0 P: 12	R: 0 E: 0 K: 0 S: 10	H: 2 LOB: 2 BB: 0 P: 16	R: 3 E: 0 K: 2 S: 13	H: 3 LOB: 2 BB: 1 P: 23	R: 1 E: 0 K: 2 S: 13	H: 1 LOB: 0 BB: 0 P: 20	R: 1 E: 0 K: 2 S: 12	H: 1 LOB: 0 BB: 0 P: 19	R: 1 E: 0 K: 1 S: 11	H: 1 LOB: 0 BB: 0 P: 16	R: 2 E: 0 K: 1 S: 14	H: 2 LOB: 0 BB: 0 P: 21	1B: 7 2B: 3 3B: 0 HR: 3	SF: 0 SAC: 2 DP: 1 HBP: 1	WP: 0 PB: 0 SB: 2 CS: 0	PA: 44				
PITCHER	IP WLS BF H R ER SO BB IBB HBP BLK WP HR S P ERA WHIP	6.1 2 29 9 5 4 4 0 0 0 0 0 0 0 9 80 5.68 1.421	7.1 0 2 0 0 0 2 0 0 0 0 0 0 1 12 19 9.00 1.000	8.1 1 4 1 1 1 2 0 0 0 0 0 0 2 16 23 27.00 3.000	9.1 0 6 3 3 3 1 0 0 0 0 0 0 2 16 23 27.00 3.000	10.1 1 3 0 0 0 1 0 0 0 0 0 0 0 9 14 0.00 0.000	10.1 1 3 0 0 0 1 0 0 0 0 0 0 0 9 14 0.00 0.000																					


AB	40
R	9
H	13
RBI	8
BB	1
SO	10
LOB	10





Batter	1	2	3	4	5	6	7	8	9	10	AB	R	H	RBI	BB	SO	LOB	BOTTOM								
Cesar Izturis, S (1,6) OBP: 0.291, SLG: 0.296											5	0	1	0	0	1	2	Cincinnati Reds @ Pittsburgh Pirates PNC Park, Pittsburgh, PA Sat Aug 04 2007, 7:05 PM EDT Att: 33,466 - Cloudy - 87 F								
12 Freddy Sanchez, R (1,4) OBP: 0.330, SLG: 0.409	G5-4-3										6	1	2	0	0	0	2									
25 Adam LaRoche, L (1,3) OBP: 0.327, SLG: 0.432											3	0	1	0	2	1	1									
Jason Bay, R (1,7) OBP: 0.335, SLG: 0.440											4	1	1	2	1	1	2									
19 José Bautista, R (1,9) OBP: 0.336, SLG: 0.404											4	1	1	0	0	0	4									
Jose Castillo, R (1,5) OBP: 0.292, SLG: 0.345											4	0	1	0	0	1	5									
41 Ryan Doumit, S (9,PH) OBP: 0.346, SLG: 0.482											0	0	0	0	1	0	0									
26 Ronny Paulino, R (1,2) OBP: 0.288, SLG: 0.380											4	2	1	1	1	1	4									
13 Nate McLouth, L (1,8) OBP: 0.289, SLG: 0.372											5	1	1	3	0	2	1									
Matt Morris, R (7,1) OBP: 0.298, SLG: 0.317											3	1	2	1	0	0	0									
34 John Grabow, L (7,1) ERA: 4.46											0	0	0	0	0	0	0									
Shawn Chacon, R (8,1) OBP: 0.375, SLG: 0.373											0	0	0	0	0	0	0									
55 Matt Capps, R (9,1) OBP: 0.346, SLG: 0.384											0	0	0	0	0	1	0									
16 Salomon Torres, R (10,1) ERA: 4.62											0	0	0	0	0	0	0									
2 Jack Wilson, R (10,PH) OBP: 0.312, SLG: 0.370											1	1	1	1	0	0	0									
Inning Stats	R: 0 E: 0 K: 0 S: 12	H: 2 LOB: 1 BB: 0 P: 20	R: 0 E: 0 K: 2 S: 8	H: 1 LOB: 1 BB: 0 P: 15	R: 1 E: 0 K: 0 S: 15	H: 1 LOB: 0 BB: 0 P: 21	R: 0 E: 0 K: 0 S: 14	H: 1 LOB: 1 BB: 0 P: 21	R: 0 E: 0 K: 1 S: 6	H: 0 LOB: 0 BB: 0 P: 10	R: 5 E: 0 K: 2 S: 25	H: 4 LOB: 1 BB: 1 P: 43	R: 0 E: 0 K: 0 S: 9	H: 1 LOB: 2 BB: 2 P: 23	R: 1 E: 0 K: 1 S: 13	H: 1 LOB: 1 BB: 1 P: 21	R: 0 E: 0 K: 1 S: 12	H: 0 LOB: 2 BB: 0 P: 21	R: 1 E: 0 K: 0 S: 9	H: 1 LOB: 0 BB: 0 P: 14	1B: 6 2B: 1 3B: 0 HR: 5	SF: 0 SAC: 0 DP: 2 HBP: 1	WP: 1 PB: 0 SB: 1 CS: 0	PA: 47		
PITCHER	IP WLS BF H R ER SO BB IBB HBP BLK WP HR S P ERA WHIP	0.1 0 4 1 1 1 1 0 0 0 0 0 0 1 13 21 27.00 6.000	0.1 0 4 1 1 1 1 0 0 0 0 0 0 0 1 9 21 81.00 12.000	0.1 0 5 3 3 3 0 1 0 0 0 0 0 1 16 29 6.75 2.250	0.1 0 6 1 1 1 0 2 0 0 0 0 0 0 1 16 29 6.75 2.250	0.1 0 7 0 0 0 2 1 1 0 0 0 0 0 16 27 0.00 0.600																				


AB	40
R	8
H	12
RBI	8
BB	6
SO	7
LOB	21



Batter	1	2	3	4	5	6	7	8	9	AB	R	H	RBI	BB	SO	LOB	TOP										
15 Rafael Furcal, S OBP: 0.345, SLG: 0.370	G4-3		E4			E3	P4			4	0	0	0	0	0	3	Los Angeles Dodgers @ Cincinnati Reds Great American Ball Park, Cincinnati, OH Tue Aug 07 2007, 7:10 PM EDT Att: 22,057 - Partly Cloudy - 97 F livebaseballscorecards.com										
9 Juan Pierre, L OBP: 0.318, SLG: 0.335	1B		P3			1B		1B		4	0	3	0	0	0	2											
55 Russell Martin, R OBP: 0.367, SLG: 0.464	K		G6-4-3			K		1B		4	0	1	0	0	2	5											
12 Jeff Kent, R OBP: 0.383, SLG: 0.509	1B			F9		F8		G6-4-3		4	0	1	0	0	0	4											
Luis Gonzalez, L OBP: 0.357, SLG: 0.432	K			P5		F8		G3		4	0	0	0	0	1	5											
5 Nomar Garciaparra, R OBP: 0.326, SLG: 0.365		G6-3		L4			P5		F9	4	0	0	0	0	0	0											
16 Andre Ethier, L OBP: 0.366, SLG: 0.459	G4-3				K		G3		F7	4	0	0	0	0	1	0											
7 James Loney, L OBP: 0.376, SLG: 0.481	K				L8			G6-3		4	0	1	0	0	1	0											
Mark Hendrickson, L OBP: 0.111, SLG: 0.080 49 Delwyn Young, S OBP: 0.256, SLG: 0.266 Rudy Seanez, R					G1-3					2	0	1	0	0	0	0											
Inning Stats	R: 0 E: 0 K: 2 S: 20	H: 2 LOB: 2 BB: 0 P: 31	R: 0 E: 0 K: 1 S: 8	H: 0 LOB: 0 BB: 0 P: 9	R: 0 E: 1 K: 0 S: 6	H: 1 LOB: 1 BB: 0 P: 8	R: 0 E: 0 K: 0 S: 6	H: 0 LOB: 0 BB: 0 P: 11	R: 0 E: 0 K: 1 S: 9	H: 0 LOB: 0 BB: 0 P: 11	R: 0 E: 1 K: 1 S: 15	H: 1 LOB: 2 BB: 0 P: 23	R: 0 E: 0 K: 0 S: 10	H: 2 LOB: 2 BB: 0 P: 14	R: 0 E: 0 K: 0 S: 12	H: 0 LOB: 1 BB: 0 P: 16		R: 0 E: 0 K: 0 S: 8	H: 0 LOB: 0 BB: 0 P: 14	1B: 7 2B: 1 3B: 0 HR: 0	SF: 0 SAC: 0 DP: 2 HBP: 0	WP: 0 PB: 0 SB: 0 CS: 0	PA: 35				
PITCHER	IP	WLS	BF	H	R	ER	SO	BB	IBB	HBP	BLK	WP	HR	S	P	ERA	WHIP										
61 Bronson Arroyo, R ERA: 4.51	6.2	W	27	6	0	0	5	0	0	0	0	0	0	71	103	0.00	0.900										
Mike Stanton, L ERA: 4.59	0.1	H	2	1	0	0	0	0	0	0	0	0	0	6	9	0.00	3.000										
51 Jared Burton, R ERA: 3.38	1.0		3	1	0	0	0	0	0	0	0	0	0	6	11	0.00	1.000										
25 David Weathers, R ERA: 3.34	1.0		3	0	0	0	0	0	0	0	0	0	0	8	14	0.00	0.000										

Batter	1	2	3	4	5	6	7	8	9	AB	R	H	RBI	BB	SO	LOB	BOTTOM										
30 Norris Hopper, R OBP: 0.330, SLG: 0.351	1B	G4-3		G4-3			G4-3			4	1	1	0	0	0	0	Los Angeles Dodgers @ Cincinnati Reds Great American Ball Park, Cincinnati, OH Tue Aug 07 2007, 7:10 PM EDT Att: 22,057 - Partly Cloudy - 97 F livebaseballscorecards.com										
4 Brandon Phillips, R OBP: 0.324, SLG: 0.472	1B		HR			P4	P2			4	2	2	1	0	0	0											
Ken Griffey Jr., L OBP: 0.382, SLG: 0.519	P5		1B		G6-3		G4-3			3	0	1	0	1	0	2											
Jeff Conine, R OBP: 0.319, SLG: 0.394	K		F7		G6-3			K		4	0	0	0	0	2	4											
Adam Dunn, L OBP: 0.362, SLG: 0.552	1B		K		P2		G4-3			4	1	1	1	0	1	2											
28 Edwin Encarnación, R OBP: 0.344, SLG: 0.384	2B		1B		1B		F7		1B	4	0	3	2	0	0	0											
2 Alex Gonzalez, R OBP: 0.309, SLG: 0.462	F8		BB		BB			K		2	0	0	0	2	1	2											
26 David Ross, R OBP: 0.259, SLG: 0.399		P6	PO		G5-3		K			3	0	0	0	0	1	1											
61 Bronson Arroyo, R OBP: 0.115, SLG: 0.140 Mike Stanton, L 51 Jared Burton, R 25 David Weathers, R		L8					K			3	0	0	0	0	0	0											
Inning Stats	R: 3 E: 0 K: 1 S: 18	H: 4 LOB: 1 BB: 0 P: 25	R: 0 E: 0 K: 0 S: 7	H: 0 LOB: 0 BB: 0 P: 11	R: 1 E: 0 K: 1 S: 15	H: 3 LOB: 2 BB: 1 P: 27	R: 0 E: 0 K: 1 S: 6	H: 0 LOB: 0 BB: 0 P: 7	R: 0 E: 0 K: 2 S: 8	H: 0 LOB: 1 BB: 1 P: 15	R: 0 E: 0 K: 0 S: 5	H: 0 LOB: 0 BB: 0 P: 9	R: 0 E: 0 K: 2 S: 12	H: 1 LOB: 1 BB: 0 P: 16	R: 0 E: 0 K: 0 S: 8	H: 0 LOB: 0 BB: 0 P: 14		1B: 6 2B: 1 3B: 0 HR: 1	SF: 0 SAC: 0 DP: 0 HBP: 0	WP: 0 PB: 0 SB: 0 CS: 0	PA: 35						
PITCHER	IP	WLS	BF	H	R	ER	SO	BB	IBB	HBP	BLK	WP	HR	S	P	ERA	WHIP										
Mark Hendrickson, L ERA: 4.63 Rudy Seanez, R ERA: 3.88	6.0	L	27	7	4	4	5	3	0	0	0	0	0	60	98	6.00	1.667										
	2.0		7	1	0	0	2	0	0	0	0	0	0	17	25	0.00	0.500										

Batter	1	2	3	4	5	6	7	8	9	AB	R	H	RBI	BB	SO	LOB	TOP										
9 Juan Pierre, L (1, 8) OBP: 0.315, SLG: 0.332	B1-3			F7		G6-3		L7		4	0	0	0	0	0	1	Los Angeles Dodgers @ Cincinnati Reds Great American Ball Park, Cincinnati, OH Wed Aug 08 2007, 7:10 PM EDT Att: 20,462 - Partly Cloudy - 97 F AB 30 R 0 H 4 RBI 0 BB 1 SO 8 LOB 9 										
15 Rafael Furcal, S (1, 6) OBP: 0.344, SLG: 0.369	K			55 1B		G4-3		B1-3		4	0	1	0	0	1	0											
55 Russell Martin, R (1, 2) OBP: 0.366, SLG: 0.462	G6-3			1B		F9		P4		4	0	1	0	0	0	0											
12 Jeff Kent, R (1, 4) OBP: 0.379, SLG: 0.503	K			K		F9		G4-3		4	0	0	0	0	2	2											
16 Andre Ethier, L (1, 7) OBP: 0.363, SLG: 0.455	K			F7		G3				3	0	0	0	0	1	2											
5 Nomar Garciaparra, R (1, 5) OBP: 0.326, SLG: 0.364	G6-3					G6-3				3	0	1	0	0	0	0											
7 James Loney, L (1, 3) OBP: 0.376, SLG: 0.485				F9		G3		27 L4-6 2B		3	0	1	0	0	0	1											
27 Matt Kemp, R (1, 9) OBP: 0.364, SLG: 0.500	K			K		K		L4-6		3	0	0	0	0	2	2											
58 Chad Billingsley, R (1, 1) OBP: 0.111, SLG: 0.167				K		K		BB		2	0	0	0	0	2	1											
45 Scott Proctor, R (6, 1) OBP: 0.288, SLG: 0.329										0	0	0	0	0	0	0											
49 Delwyn Young, S (8, PH) OBP: 0.286, SLG: 0.286										0	0	0	0	1	0	0											
51 Jonathan Broxton, R (8, 1) OBP: 0.286, SLG: 0.286										0	0	0	0	0	0	0											
Inning Stats	R: 0 E: 0 K: 1 S: 7	H: 0 LOB: 0 BB: 0 P: 11	R: 0 E: 0 K: 2 S: 9	H: 0 LOB: 0 BB: 0 P: 15	R: 0 E: 0 K: 2 S: 12	H: 0 LOB: 0 BB: 0 P: 16	R: 0 E: 0 K: 1 S: 12	H: 2 LOB: 2 BB: 0 P: 17	R: 0 E: 0 K: 2 S: 12	H: 1 LOB: 1 BB: 0 P: 16	R: 0 E: 0 K: 0 S: 6	H: 0 LOB: 0 BB: 0 P: 8	R: 0 E: 0 K: 0 S: 10	H: 0 LOB: 0 BB: 0 P: 17	R: 0 E: 0 K: 0 S: 6	H: 1 LOB: 1 BB: 1 P: 11	R: 0 E: 0 K: 0 S: 5	H: 0 LOB: 0 BB: 0 P: 7	1B: 3 2B: 2 HR: 0	SF: 0 SAC: 0 HBP: 0	WP: 0 PB: 0 SB: 0 CS: 0	PA: 31					
PITCHER	IP	WLS	BF	H	R	ER	SO	BB	IBB	HBP	BLK	WP	HR	S	P	ERA	WHIP										
39 Aaron Harang, R (1, 1) ERA: 3.37	8.0	W	28	4	0	0	8	1	0	0	0	0	0	74	111	0.00	0.625										
25 David Weathers, R (9, 1) ERA: 3.28	1.0	S	3	0	0	0	0	0	0	0	0	0	0	5	7	0.00	0.000										

Batter	1	2	3	4	5	6	7	8	9	AB	R	H	RBI	BB	SO	LOB	BOTTOM										
Scott Hatteberg, L (1, 3) OBP: 0.399, SLG: 0.477	G6-3			FC3-2		G4-3				4	1	1	0	0	0	2	Los Angeles Dodgers @ Cincinnati Reds Great American Ball Park, Cincinnati, OH Wed Aug 08 2007, 7:10 PM EDT Att: 20,462 - Partly Cloudy - 97 F AB 30 R 1 H 8 RBI 1 BB 4 SO 5 LOB 17 										
30 Norris Hopper, R (1, 8) OBP: 0.333, SLG: 0.351	1B			G4-3				B1-3		3	0	1	0	1	0	1											
Ken Griffey Jr., L (1, 9) OBP: 0.383, SLG: 0.519	F7			BB		F7				4	0	2	1	0	0	4											
4 Brandon Phillips, R (1, 4) OBP: 0.322, SLG: 0.468	K			FC1-6		P3		G6-4-3		4	0	0	0	0	1	3											
Adam Dunn, L (1, 7) OBP: 0.363, SLG: 0.549	G3			BB		BB		K		2	0	0	0	2	1	0											
28 Edwin Encarnación, R (1, 5) OBP: 0.340, SLG: 0.379	P4			F8		P4		K		4	0	0	0	0	1	3											
2 Alex Gonzalez, R (1, 6) OBP: 0.314, SLG: 0.468	26 1B			FC3-2		K				4	0	3	0	0	1	1											
26 David Ross, R (1, 2) OBP: 0.262, SLG: 0.398	1B			FC3-2		F9		F8		3	0	1	0	1	0	1											
39 Aaron Harang, R (1, 1) ERA: 3.34				SH2-4		G2-3				2	0	0	0	0	1	2											
25 David Weathers, R (9, 1) ERA: 2.51				SH2-4						0	0	0	0	0	0	0											
Inning Stats	R: 0 E: 0 K: 1 S: 16	H: 1 LOB: 1 BB: 0 P: 22	R: 0 E: 0 K: 1 S: 10	H: 2 LOB: 0 BB: 0 P: 16	R: 1 E: 0 K: 0 S: 11	H: 2 LOB: 2 BB: 1 P: 19	R: 0 E: 0 K: 0 S: 12	H: 1 LOB: 3 BB: 2 P: 25	R: 0 E: 0 K: 1 S: 10	H: 0 LOB: 1 BB: 1 P: 16	R: 0 E: 0 K: 0 S: 5	H: 0 LOB: 0 BB: 0 P: 8	R: 0 E: 0 K: 0 S: 6	H: 1 LOB: 0 BB: 0 P: 9	R: 0 E: 0 K: 2 S: 8	H: 1 LOB: 1 BB: 0 P: 10	1B: 6 2B: 2 HR: 0	SF: 0 SAC: 1 HBP: 0	WP: 2 PB: 0 SB: 0 CS: 0	PA: 35							
PITCHER	IP	WLS	BF	H	R	ER	SO	BB	IBB	HBP	BLK	WP	HR	S	P	ERA	WHIP										
58 Chad Billingsley, R (1, 1) ERA: 3.34	5.0	L	25	6	1	1	3	4	0	0	0	0	0	59	98	1.80	2.000										
45 Scott Proctor, R (6, 1) ERA: 3.6	2.0		6	1	0	0	0	0	0	0	0	0	0	11	17	0.00	0.500										
51 Jonathan Broxton, R (8, 1) ERA: 2.51	1.0		4	1	0	0	2	0	0	0	0	0	0	8	10	0.00	1.000										

Batter	1	2	3	4	5	6	7	8	9	10	11	AB	R	H	RBI	BB	SO	LOB	TOP											
24 Brian Giles, L OBP: 0.377, SLG: 0.380 (1, 9)												6	1	2	2	0	1	3												
Geoff Blum, S OBP: 0.335, SLG: 0.366 (1, 4) (10, 7)												6	1	1	0	0	1	2												
23 Adrian González, L OBP: 0.345, SLG: 0.487 (1, 3)												4	3	3	3	2	0	0												
Mike Cameron, R OBP: 0.325, SLG: 0.433 (1, 8)												2	1	0	0	4	1	2												
Rob Mackowiak, L OBP: 0.343, SLG: 0.401 21 Heath Bell, R (7, 1)												4	0	0	0	0	3	3												
Morgan Ensberg, R OBP: 0.313, SLG: 0.391 Trevor Hoffman, R (9, PH) (9, 1)												0	0	0	0	0	0	0												
22 Marcus Giles, R OBP: 0.297, SLG: 0.310 (10, 4)												1	0	0	0	0	0	1												
3 Khalil Greene, R OBP: 0.297, SLG: 0.446 (1, 6)												5	1	3	3	0	1	0												
4 Michael Barrett, R OBP: 0.286, SLG: 0.381 28 Josh Bard, S OBP: 0.350, SLG: 0.387 (7, PH) (7, 2)												3	0	1	0	0	0	0												
5 Kevin Kouzmanoff, R OBP: 0.290, SLG: 0.410 (1, 5)												5	1	2	2	0	1	1												
Wilfredo Ledezma, L 65 Jack Cassel, R 43 Cia Meredith, R 45 Justin Hampson, L Terrel Stedje, L 41 Kevin Cameron, R (1, 1) (3, 1) (8, 1) (7, 1) (7, 1) (10, 1)												1	1	0	0	0	0	1												
Inning Stats	R: 0 E: 0 K: 0 S: 12	H: 2 LOB: 1 BB: 0 P: 19	R: 0 E: 0 K: 1 S: 9	H: 0 LOB: 0 BB: 0 P: 14	R: 2 E: 0 K: 1 S: 10	H: 2 LOB: 1 BB: 1 P: 18	R: 0 E: 0 K: 2 S: 8	H: 0 LOB: 0 BB: 0 P: 10	R: 3 E: 0 K: 0 S: 15	H: 2 LOB: 1 BB: 1 P: 29	R: 1 E: 0 K: 1 S: 14	H: 2 LOB: 2 BB: 0 P: 19	R: 0 E: 0 K: 0 S: 7	H: 0 LOB: 1 BB: 1 P: 16	R: 0 E: 0 K: 2 S: 16	H: 1 LOB: 2 BB: 1 P: 25	R: 0 E: 0 K: 2 S: 11	H: 0 LOB: 0 BB: 0 P: 16	R: 5 E: 0 K: 2 S: 19	H: 2 LOB: 0 BB: 3 P: 37	1B: 5 2B: 4 3B: 1 HR: 4	SF: 1 SAC: 0 DP: 1 HBP: 1	WP: 1 PB: 0 SB: 4 CS: 0	PA: 54						
PITCHER	IP ERA WLS BF H R ER SO BB IBB HBP BLK WP HR S P ERA WHIP	31 Matt Belisle, R ERA: 5.4 (1, 1)	38 Gary Majewski, R ERA: 14.85 (6, 1)	Mike Gosling, L ERA: 4.64 (7, 1)	51 Jared Burton, R ERA: 3.57 (7, 1)	Eddie Guardado, L ERA: 6.4 (8, 1)	PITCHER	IP ERA WLS BF H R ER SO BB IBB HBP BLK WP HR S P ERA WHIP	Mike Stanton, L ERA: 4.6 (9, 1)	25 David Weathers, R ERA: 3.88 (11, 1)	Victor Santos, R ERA: 4.66 (11, 1)	2.0 4.6 8 6 1 4 4 1 3 0 0 0 0 0 15 31 54.00 6.000	0.2 3.88 (11, 1)	0.1 4.66 (11, 1)	2.0 4.6 8 6 1 4 4 1 3 0 0 0 0 0 15 31 54.00 6.000	0.1 4.66 (11, 1)	0.1 4.66 (11, 1)	2.0 4.6 8 6 1 4 4 1 3 0 0 0 0 0 15 31 54.00 6.000	0.1 4.66 (11, 1)	0.1 4.66 (11, 1)	2.0 4.6 8 6 1 4 4 1 3 0 0 0 0 0 15 31 54.00 6.000	0.1 4.66 (11, 1)	0.1 4.66 (11, 1)	2.0 4.6 8 6 1 4 4 1 3 0 0 0 0 0 15 31 54.00 6.000	0.1 4.66 (11, 1)	0.1 4.66 (11, 1)	2.0 4.6 8 6 1 4 4 1 3 0 0 0 0 0 15 31 54.00 6.000	0.1 4.66 (11, 1)	0.1 4.66 (11, 1)	2.0 4.6 8 6 1 4 4 1 3 0 0 0 0 0 15 31 54.00 6.000
Batter	1	2	3	4	5	6	7	8	9	10	11	AB	R	H	RBI	BB	SO	LOB	BOTTOM											
30 Norris Hopper, R OBP: 0.340, SLG: 0.357 (1, 8)												6	0	2	2	0	1	1												
4 Brandon Phillips, R OBP: 0.321, SLG: 0.468 (1, 4)													6	2	2	0	0	2												
Ken Griffey Jr., L OBP: 0.382, SLG: 0.519 (1, 9)													4	2	2	1	2	1												
Jeff Conine, R OBP: 0.319, SLG: 0.392 Scott Hatteberg, L OBP: 0.355, SLG: 0.474 (1, 3) (7, PH) (8, 3)												1	0	0	1	1	0	1												
Adam Dunn, L OBP: 0.362, SLG: 0.544 (1, 7)												5	0	1	1	1	1	3												
28 Edwin Encarnación, R OBP: 0.359, SLG: 0.375 (1, 5)												4	0	0	0	1	1	5												
2 Alex Gonzalez, R OBP: 0.313, SLG: 0.474 (1, 6)												4	2	1	0	1	2	6												
26 David Ross, R OBP: 0.264, SLG: 0.396 (1, 2)												4	1	1	0	1	1	3												
31 Matt Belisle, R 65 Jack Cassel, R 43 Cia Meredith, R 45 Justin Hampson, L Terrel Stedje, L 41 Kevin Cameron, R (1, 1) (3, 1) (8, 1) (7, 1) (7, 1) (10, 1)												2	0	0	0	0	1	1												
PITCHER	IP ERA WLS BF H R ER SO BB IBB HBP BLK WP HR S P ERA WHIP	31 Matt Belisle, R ERA: 5.36 (1, 1)	65 Jack Cassel, R ERA: 3.23 (3, 1)	43 Cia Meredith, R ERA: 3.23 (6, 1)	45 Justin Hampson, L ERA: 2.6 (7, 1)	21 Heath Bell, R ERA: 2.32 (7, 1)	PITCHER	IP ERA WLS BF H R ER SO BB IBB HBP BLK WP HR S P ERA WHIP	Trevor Hoffman, R ERA: 2.2 (9, 1)	41 Kevin Cameron, R ERA: 0.82 (10, 1)	1.0 2.0 W 7 1 0 0 1 0 0 0 0 0 0 20 22 9.00 2.000	2.0 0.82 (10, 1)	2.0 0.82 (10, 1)	1.0 2.0 W 7 1 0 0 1 0 0 0 0 0 0 20 22 9.00 2.000	2.0 0.82 (10, 1)	2.0 0.82 (10, 1)	1.0 2.0 W 7 1 0 0 1 0 0 0 0 0 0 20 22 9.00 2.000	2.0 0.82 (10, 1)	2.0 0.82 (10, 1)	1.0 2.0 W 7 1 0 0 1 0 0 0 0 0 0 20 22 9.00 2.000	2.0 0.82 (10, 1)	2.0 0.82 (10, 1)	1.0 2.0 W 7 1 0 0 1 0 0 0 0 0 0 20 22 9.00 2.000	2.0 0.82 (10, 1)	2.0 0.82 (10, 1)	1.0 2.0 W 7 1 0 0 1 0 0 0 0 0 0 20 22 9.00 2.000				
Inning Stats	R: 2 E: 0 K: 0 S: 8	H: 2 LOB: 1 BB: 1 P: 18	R: 1 E: 0 K: 2 S: 13	H: 1 LOB: 1 BB: 0 P: 17	R: 1 E: 0 K: 2 S: 15	H: 2 LOB: 2 BB: 2 P: 29	R: 0 E: 0 K: 0 S: 8	H: 0 LOB: 0 BB: 0 P: 10	R: 0 E: 0 K: 0 S: 5	H: 0 LOB: 0 BB: 0 P: 7	R: 2 E: 0 K: 0 S: 16	H: 2 LOB: 1 BB: 1 P: 28	R: 0 E: 1 K: 2 S: 14	H: 0 LOB: 2 BB: 1 P: 24	R: 0 E: 0 K: 0 S: 5	H: 0 LOB: 0 BB: 0 P: 9	R: 1 E: 0 K: 1 S: 14	H: 0 LOB: 0 BB: 0 P: 10	R: 0 E: 0 K: 0 S: 7	H: 1 LOB: 0 BB: 0 P: 18	1B: 6 2B: 4 3B: 0 HR: 1	SF: 1 SAC: 0 DP: 2 HBP: 0	WP: 1 PB: 1 SB: 1 CS: 0	PA: 50						

San Diego Padres @ Cincinnati Reds
Great American Ball Park, Cincinnati, OH
Fri Aug 10 2007, 7:10 PM EDT
Att: 21,594 - Party Cloudy - 91 F

AB 44
R 12
H 13
RBI 12
BB 8
SO 11
LOB 19



San Diego Padres @ Cincinnati Reds
Great American Ball Park, Cincinnati, OH
Fri Aug 10 2007, 7:10 PM EDT
Att: 21,594 - Party Cloudy - 91 F

AB 42
R 7
H 11
RBI 7
BB 7
SO 8
LOB 26



Batter	1	2	3	4	5	6	7	8	9	AB	R	H	RBI	BB	SO	LOB	TOP						
24 Brian Giles, L (1,9) OBP: 0.379, SLG: 0.402										4	2	2	3	0	0	0	San Diego Padres @ Cincinnati Reds Great American Ball Park, Cincinnati, OH Sat Aug 11 2007, 3:55 PM EDT Att: 27,381 - Partly Cloudy - 90 F						
Geoff Blum, S (1,7) OBP: 0.333, SLG: 0.363										4	0	1	0	0	0	0							
23 Adrián González, L (1,3) OBP: 0.342, SLG: 0.482										4	0	0	0	0	1	1							
Mike Cameron, R (1,8) OBP: 0.322, SLG: 0.429										4	0	0	0	0	0	1							
3 Khalil Greene, R (1,6) OBP: 0.268, SLG: 0.445										3	0	1	0	0	0	0							
5 Kevin Kouzmanoff, R (1,5) OBP: 0.266, SLG: 0.406										3	0	0	0	0	1	1							
28 Josh Bard, S (1,2) OBP: 0.346, SLG: 0.383										3	0	0	0	0	0	0							
22 Marcus Giles, R (1,4) OBP: 0.295, SLG: 0.307										3	0	0	0	0	0	0							
Justin Germano, R (1,1) OBP: 0.240, SLG: 0.250										2	0	0	0	0	0	0							
43 Cia Meredith, R (6,1)										0	0	0	0	0	0	0							
45 Justin Hampson, L (7,1)										0	0	0	0	0	0	0							
39 Mike Thompson, R (7,1)										0	0	0	0	0	0	0							
Morgan Ensberg, R (9,PH)										1	1	1	0	0	0	0							
Inning Stats	R: 0 E: 0 K: 0 S: 8	H: 0 LOB: 0 BB: 0 P: 14	R: 0 E: 0 K: 0 S: 4	H: 1 LOB: 0 BB: 0 P: 6	R: 0 E: 0 K: 0 S: 9	H: 0 LOB: 0 BB: 0 P: 13	R: 0 E: 0 K: 0 S: 5	H: 0 LOB: 0 BB: 0 P: 6	R: 0 E: 0 K: 1 S: 6	H: 0 LOB: 0 BB: 0 P: 10	R: 0 E: 0 K: 0 S: 7	H: 0 LOB: 0 BB: 0 P: 10	R: 1 E: 0 K: 1 S: 11	H: 1 LOB: 0 BB: 0 P: 17	R: 0 E: 0 K: 0 S: 6	H: 0 LOB: 0 BB: 0 P: 10	R: 2 E: 0 K: 0 S: 9	H: 3 LOB: 1 BB: 0 P: 16	1B: 2 2B: 1 3B: 0 HR: 2	SF: 0 SAC: 0 DP: 1 HBP: 0	WP: 0 PA: 31 PB: 0 SB: 0 CS: 0		
PITCHER	IP WLS BF H R ER SO BB IBB HBP BLK WP HR S P ERA WHIP	8.1 W 28 4 3 3 2 0 0 0 0 0 2 62 96 3.24 0.480	0.2 3 1 0 0 0 0 0 0 0 0 0 3 6 0.00 1.500																				

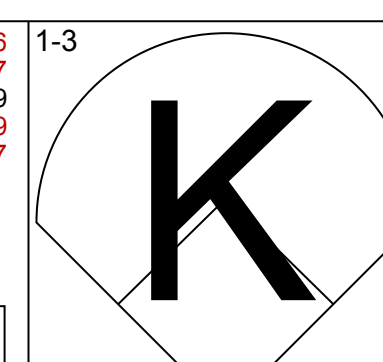
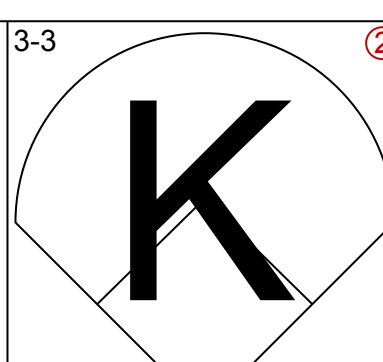
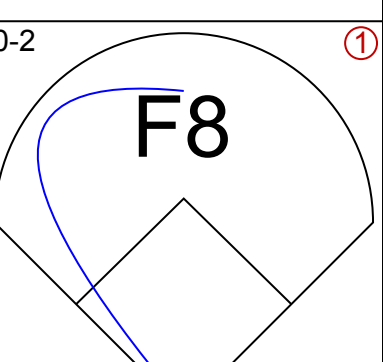
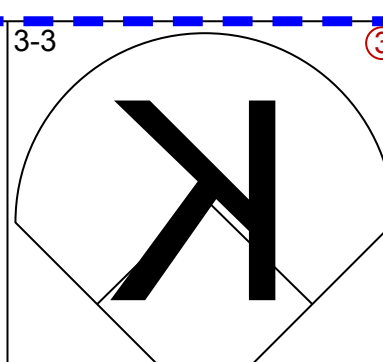
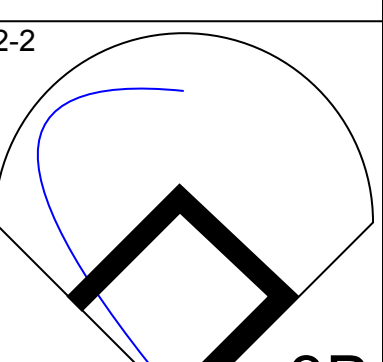
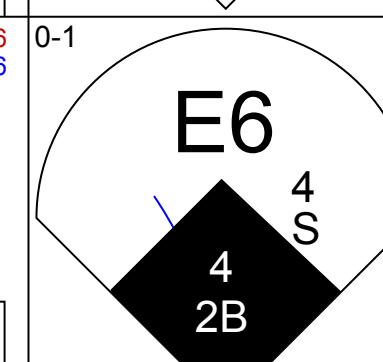
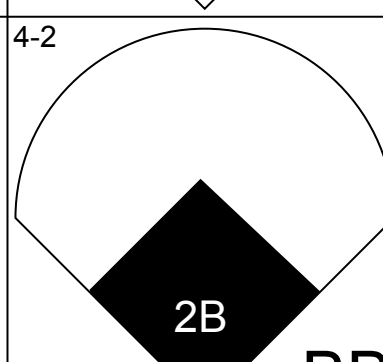
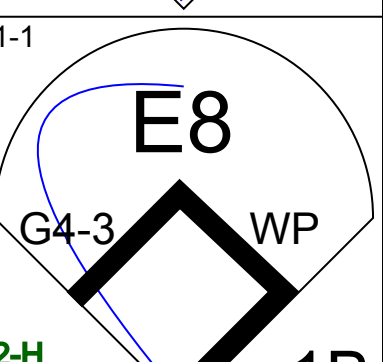
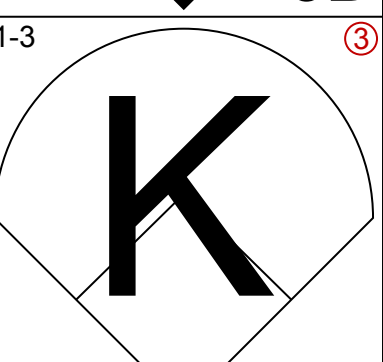
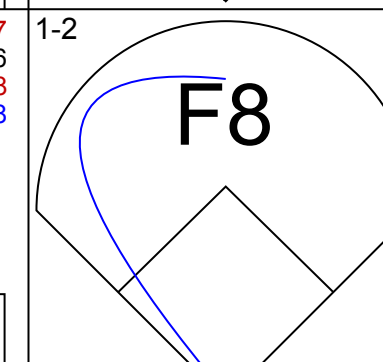
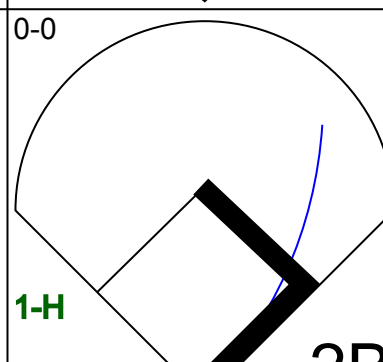
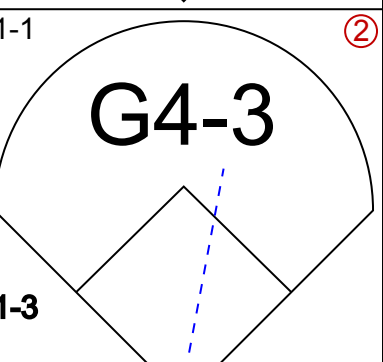
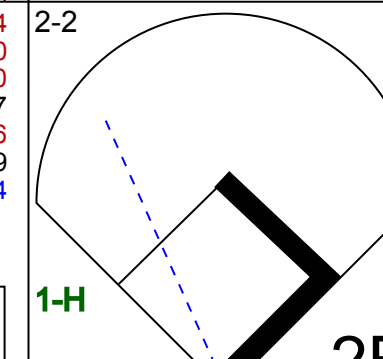
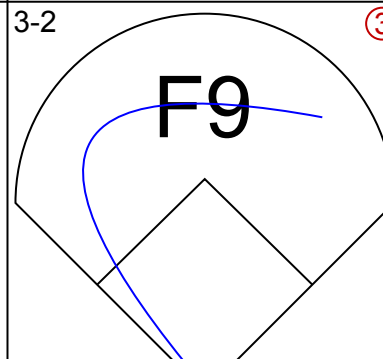
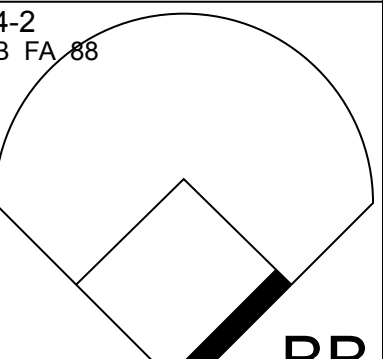

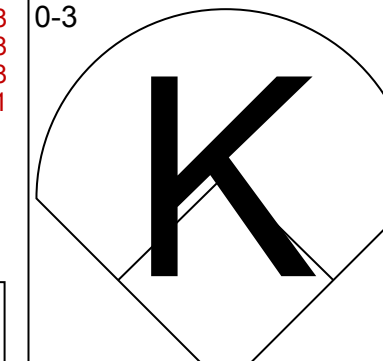

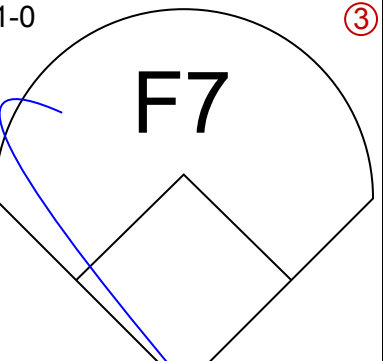












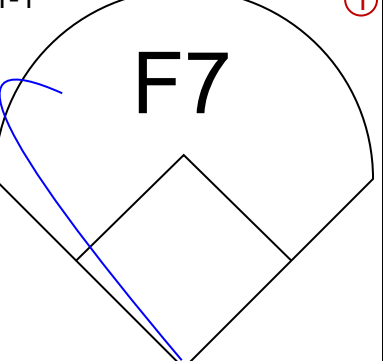

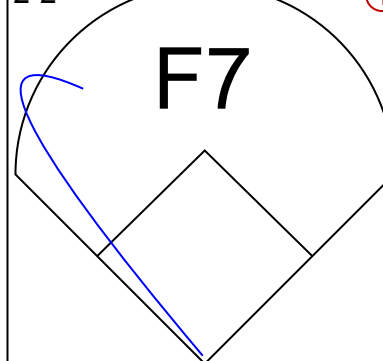
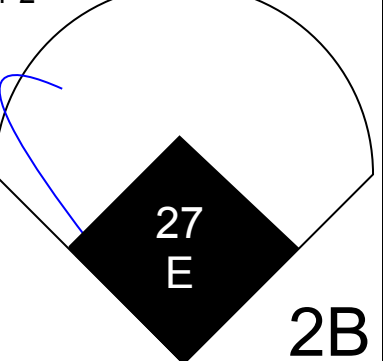
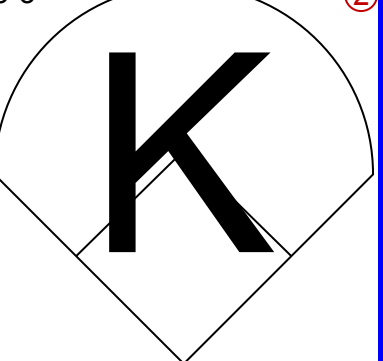
AB 31
R 3
H 5
RBI 3
BB 0
SO 2
LOB 3



Batter	1	2	3	4	5	6	7	8	9	AB	R	H	RBI	BB	SO	LOB	BOTTOM				
Scott Hatteberg, L (1,3) OBP: 0.395, SLG: 0.477										5	2	2	0	0	0	1	San Diego Padres @ Cincinnati Reds Great American Ball Park, Cincinnati, OH Sat Aug 11 2007, 3:55 PM EDT Att: 27,381 - Partly Cloudy - 90 F				
30 Norris Hopper, R (1,8) OBP: 0.347, SLG: 0.368										5	1	3	0	0	1	2					
Ken Griffey Jr., L (1,9) OBP: 0.382, SLG: 0.517										4	2	1	0	1	0	3					
4 Brandon Phillips, R (1,4) OBP: 0.319, SLG: 0.464										4	1	0	0	1	1	5					
Adam Dunn, L (1,7) OBP: 0.364, SLG: 0.542										3	1	1	1	2	0	1					
Jason Ellison, R (9,7) OBP: 0.292, SLG: 0.277										0	0	0	0	0	0	0					
27 Jeff Keppinger, R (1,5) OBP: 0.407, SLG: 0.532										4	1	2	3	1	0	3					
Javier Valentín, S (1,2) OBP: 0.333, SLG: 0.370										3	0	1	1	2	1	2					
2 Alex Gonzalez, R (1,6) OBP: 0.317, SLG: 0.475										3	0	1	2	1	1	5					
37 Bobby Livingston, L (1,1) OBP: 0.318, SLG: 0.318										4	0	0	0	0	2	8					
45 Bill Bray, L (9,1)										0	0	0	0	0	0	0					
Inning Stats	R: 0 E: 0 K: 0 S: 10	H: 1 LOB: 1 BB: 0 P: 17	R: 0 E: 0 K: 2 S: 13	H: 1 LOB: 2 BB: 0 P: 21	R: 0 E: 0 K: 1 S: 5	H: 1 LOB: 0 BB: 0 P: 7	R: 0 E: 0 K: 1 S: 10	H: 0 LOB: 1 BB: 1 P: 17	R: 0 E: 0 K: 2 S: 12	H: 0 LOB: 1 BB: 1 P: 21	R: 1 E: 0 K: 1 S: 14	H: 2 LOB: 3 BB: 2 P: 26	R: 4 E: 0 K: 0 S: 14	H: 3 LOB: 2 BB: 3 P: 32	R: 3 E: 1 K: 0 S: 13	H: 3 LOB: 2 BB: 1 P: 25	1B: 7 2B: 4 3B: 0 HR: 0	SF: 0 SAC: 0 DP: 1 HBP: 1	WP: 0 PA: 44 PB: 0 SB: 0 CS: 0		
PITCHER	IP WLS BF H R ER SO BB IBB HBP BLK WP HR S P ERA WHIP	5.1 25 0 0 0 1 2 2 2 1 0 0 59 103 1.69 1.312	0.2 2 0 0 0 1 0 0 0 0 0 0 5 6 0.00 0.000	0.2 L 7 2 4 4 0 2 1 0 0 0 0 10 25 54.00 6.000	1.1 10 4 3 1 0 0 0 1 0 0 0 17 32 6.75 3.000																

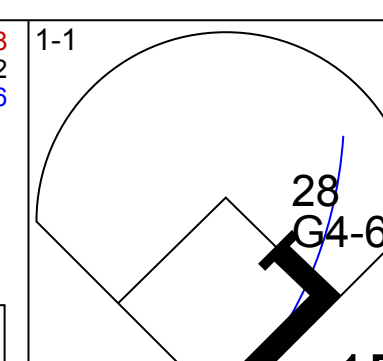
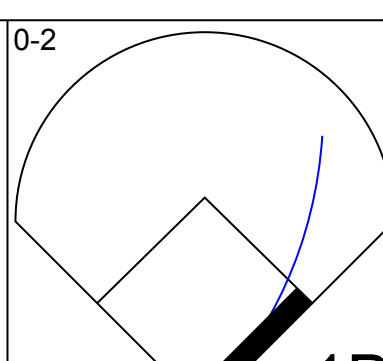

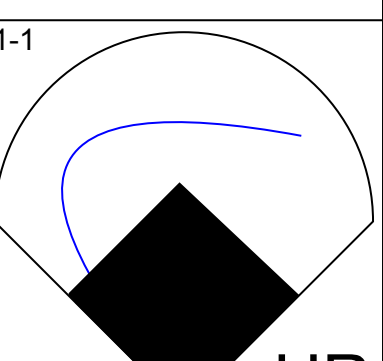
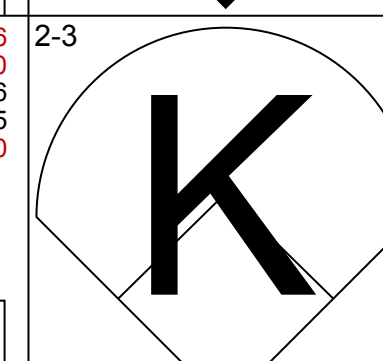
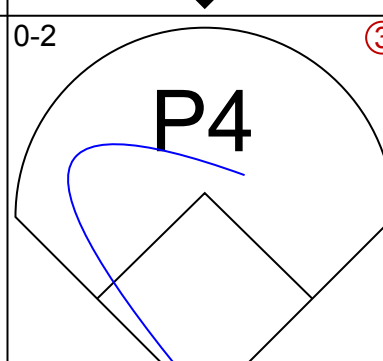

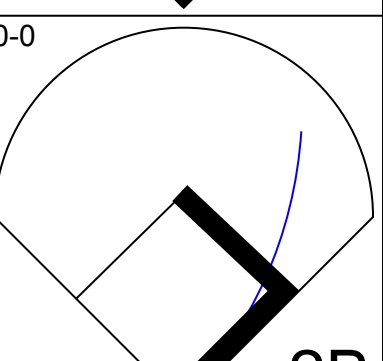
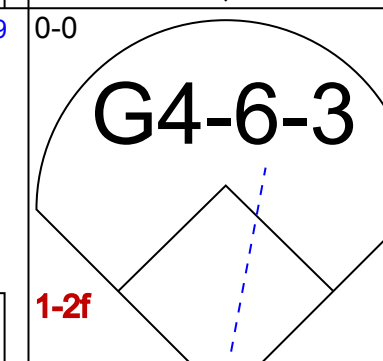


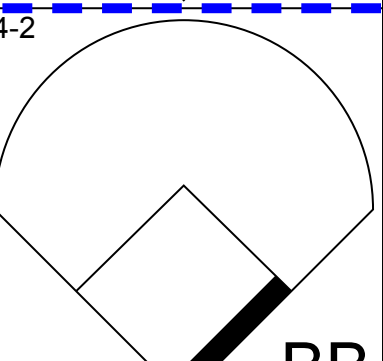



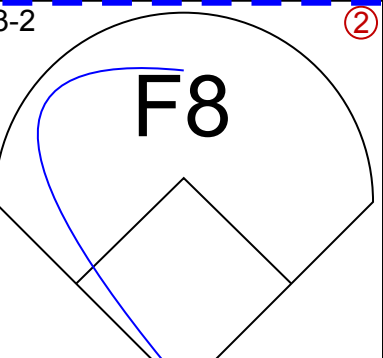



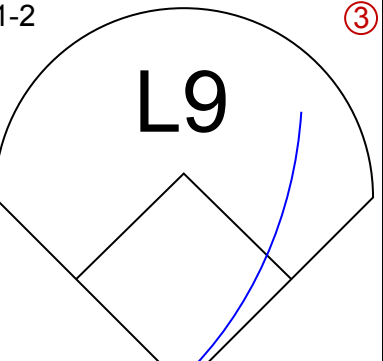





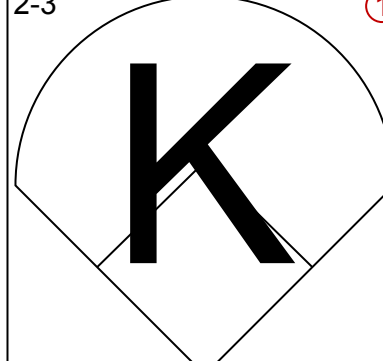
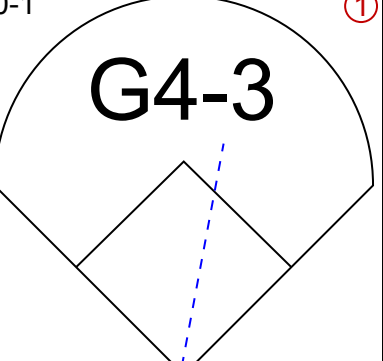


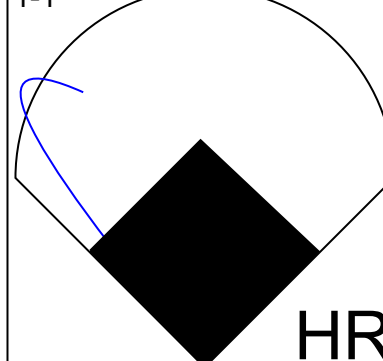
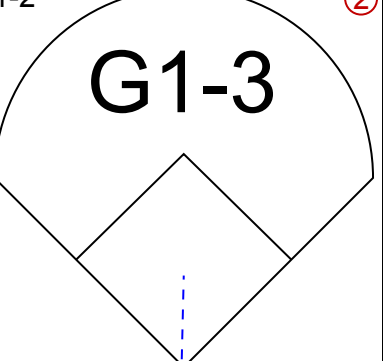
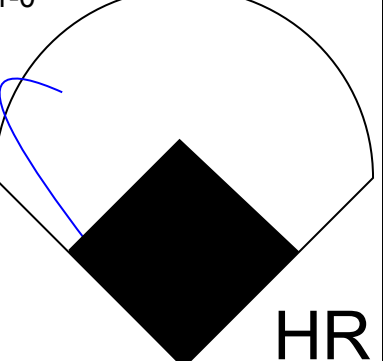

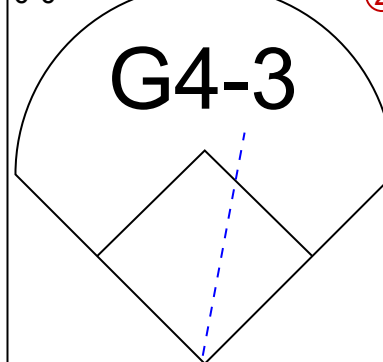
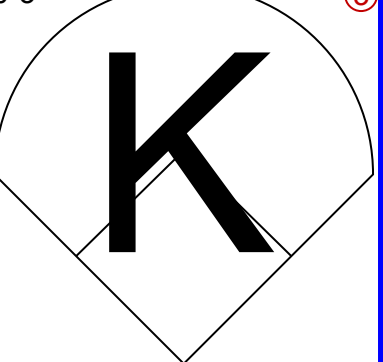
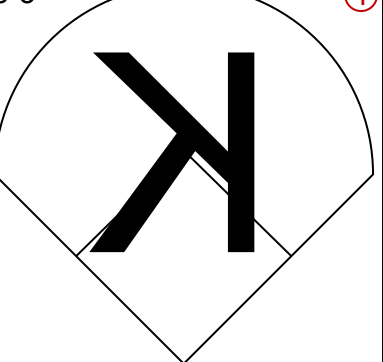
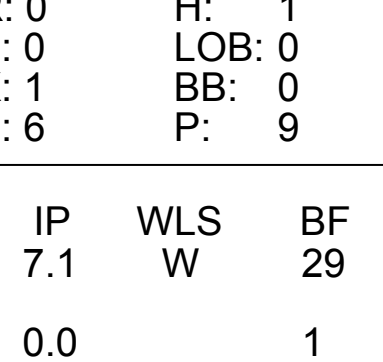
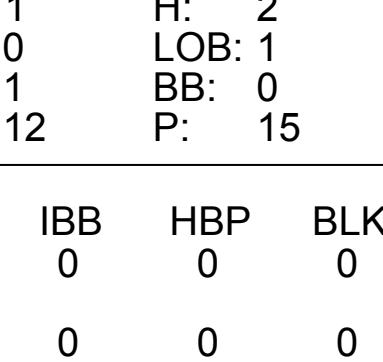
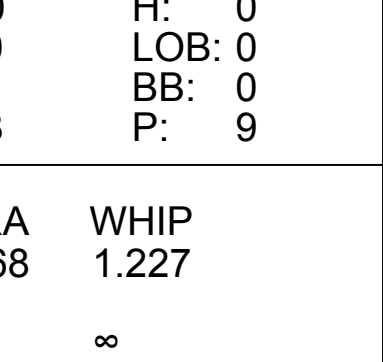
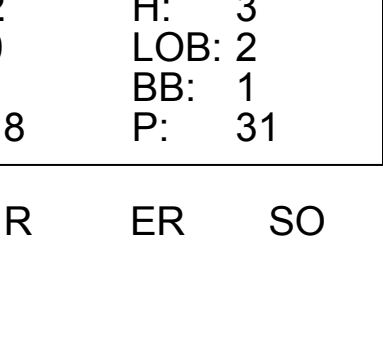
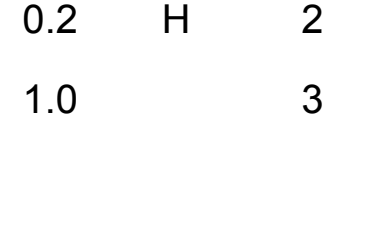



AB 35
R 8
H 11
RBI 7
BB 8
SO 6
LOB 30



Batter	1	2	3	4	5	6	7	8	9	AB	R	H	RBI	BB	SO	LOB	TOP					
Josh Hamilton, L (1.8) OBP: 0.374, SLG: 0.554										5	0	1	0	0	3	2	Cincinnati Reds @ Milwaukee Brewers Miller Park, Milwaukee, WI Fri Aug 17 2007, 7:05 PM CDT Att: 41,008 - Clear - 71 F					
27 Jeff Keppinger, R (1.6) OBP: 0.422, SLG: 0.520										4	3	2	0	1	1							
Ken Griffey Jr., L (1.9) OBP: 0.389, SLG: 0.522										5	2	2	1	0	0	1						
4 Brandon Phillips, R (1.4) OBP: 0.319, SLG: 0.460										4	0	2	1	1	1	2						
Adam Dunn, L (1.7) 25 David Weathers, R (9.1) OBP: 0.367, SLG: 0.553										4	1	2	2	1	1	3						
Scott Hatteberg, L (1.3) OBP: 0.390, SLG: 0.476										5	1	1	1	0	0	3						
Javier Valentin, S (1.2) OBP: 0.329, SLG: 0.388										5	0	1	0	0	1	2						
28 Edwin Encarnación, R (1.5) OBP: 0.335, SLG: 0.374										4	0	1	0	0	0	1						
61 Bronson Arroyo, R (1.1) 45 Bill Bray, L (8.1) 51 Jared Burton, R (8.1) Jason Ellison, R (9.7) OBP: 0.125, SLG: 0.167										3	1	1	0	0	1	0						
Inning Stats	R: 1 E: 1 K: 2 S: 18	H: 1 LOB: 1 BB: 0 P: 22	R: 0 E: 0 K: 0 S: 8	H: 0 LOB: 0 BB: 0 P: 12	R: 1 E: 0 K: 1 S: 13	H: 1 LOB: 1 BB: 1 P: 25	R: 0 E: 0 K: 0 S: 9	H: 2 LOB: 1 BB: 0 P: 14	R: 1 E: 1 K: 0 S: 17	H: 2 LOB: 2 BB: 1 P: 25	R: 1 E: 0 K: 2 S: 14	H: 2 LOB: 1 BB: 1 P: 20	R: 2 E: 1 K: 0 S: 10	H: 2 LOB: 1 BB: 1 P: 18	R: 0 E: 0 K: 2 S: 11	H: 1 LOB: 1 BB: 0 P: 18		R: 2 E: 0 K: 1 S: 12	H: 2 LOB: 0 BB: 0 P: 19	1B: 7 2B: 3 3B: 1 HR: 2	SF: 0 SAC: 1 DP: 2 HBP: 0	WP: 1 PB: 0 SB: 2 CS: 0
PITCHER	IP WLS BF H R ER SO BB IBB HBP BLK WP HR S P ERA WHIP																					
37 Jeff Suppan, R (1.1) ERA: 4.89	5.2 L 27 8 4 3 4 2 0 0 0 0 1 1 76 114 4.76 1.765																					
Brian Shouse, L (6.1) ERA: 2.98	1.1 7 2 2 1 1 1 0 0 0 0 0 0 13 24 6.75 2.250																					
Matt Wise, R (8.1) ERA: 3.67	1.0 4 1 0 0 2 0 0 0 0 0 0 0 11 28 0.00 1.000																					
Scott Linebrink, R (9.1) ERA: 3.67	1.0 5 2 2 2 1 0 0 0 0 0 0 1 12 19 18.00 2.000																					

AB 39
R 8
H 13
RBI 5
BB 3
SO 8
LOB 15



Batter	1	2	3	4	5	6	7	8	9	AB	R	H	RBI	BB	SO	LOB	BOTTOM					
Gabe Gross, L (1.9) OBP: 0.342, SLG: 0.443										4	1	3	1	0	0	0	Cincinnati Reds @ Milwaukee Brewers Miller Park, Milwaukee, WI Fri Aug 17 2007, 7:05 PM CDT Att: 41,008 - Clear - 71 F					
27 Joe Dillon, R (1.4) OBP: 0.500, SLG: 0.750										4	0	1	0	0	1	2						
28 Prince Fielder, L (1.3) OBP: 0.381, SLG: 0.608										3	0	1	0	1	0	1						
8 Ryan Braun, R (1.5) OBP: 0.388, SLG: 0.662										4	0	1	0	0	0	3						
Geoff Jenkins, L (1.7) OBP: 0.344, SLG: 0.517										4	0	1	0	0	1	3						
Johnny Estrada, S (1.2) OBP: 0.296, SLG: 0.408										4	0	0	0	0	1	1						
1 Corey Hart, R (1.8) OBP: 0.333, SLG: 0.495										3	0	0	0	0	2	0						
Matt Wise, R (8.1) OBP: 1.000, SLG: 1.000										4	2	2	2	0	0	0						
Scott Linebrink, R (9.1) OBP: 0.332, SLG: 0.313										2	0	0	0	0	1	0						
7 J.J. Hardy, R (1.6) OBP: 0.324, SLG: 0.472										1	0	0	0	0	0	0						
37 Jeff Suppan, R (1.1) OBP: 0.125, SLG: 0.087										1	0	0	0	0	1	0						
2 Bill Hall, R (8.8) OBP: 0.322, SLG: 0.428										1	0	0	0	0	1	0						
Inning Stats	R: 0 E: 0 K: 1 S: 6	H: 1 LOB: 0 BB: 0 P: 9	R: 0 E: 0 K: 2 S: 10	H: 1 LOB: 0 BB: 0 P: 13	R: 1 E: 0 K: 1 S: 12	H: 2 LOB: 1 BB: 0 P: 15	R: 0 E: 0 K: 0 S: 8	H: 1 LOB: 1 BB: 0 P: 12	R: 0 E: 0 K: 1 S: 9	H: 0 LOB: 0 BB: 0 P: 9	R: 0 E: 0 K: 0 S: 9	H: 1 LOB: 1 BB: 0 P: 11	R: 0 E: 0 K: 1 S: 6	H: 0 LOB: 0 BB: 0 P: 8	R: 2 E: 0 K: 1 S: 18	H: 3 LOB: 2 BB: 1 P: 31	R: 0 E: 0 K: 0 S: 7	H: 0 LOB: 0 BB: 0 P: 13	1B: 4 2B: 2 3B: 0 HR: 3	SF: 0 SAC: 0 DP: 1 HBP: 0	WP: 0 PB: 0 SB: 0 CS: 1	PA: 35
PITCHER	IP WLS BF H R ER SO BB IBB HBP BLK WP HR S P ERA WHIP																					
61 Bronson Arroyo, R (1.1) ERA: 4.58	7.1 W 29 9 3 3 7 1 0 0 0 0 0 0 2 6 3.68 1.227																					
45 Bill Bray, L (8.1) ERA: 2.7	0.0 1 0 0 0 0 1 0 0 0 0 0 0 2 6 0.00 0.000																					
51 Jared Burton, R (8.1) ERA: 3.12	0.2 H 2 0 0 0 0 0 0 0 0 0 0 0 7 11 0.00 0.000																					
25 David Weathers, R (9.1) ERA: 3.85	1.0 3 0 0 0 0 0 0 0 0 0 0 0 7 13 0.00 0.000																					

AB 34
R 3
H 9
RBI 3
BB 1
SO 7
LOB 10



Batter	1	2	3	4	5	6	7	8	9	AB	R	H	RBI	BB	SO	LOB	TOP			
19 Yunel Escobar, R OBP: 0.350, SLG: 0.408	G4-3	10 1B HR	L8		F8		FC6-4			6	1	2	0	0	0	2	Atlanta Braves @ Cincinnati Reds Great American Ball Park, Cincinnati, OH Mon Aug 20 2007, 7:10 PM EDT Att: 24,477 - Cloudy - 82 F			
23 Matt Diaz, R OBP: 0.375, SLG: 0.510	10 F9 7 1B	F8				10 2B HR		G6-3	F8	6	2	3	0	0	0	2				
10 Chipper Jones, S OBP: 0.421, SLG: 0.587 Willie Harris, L OBP: 0.387, SLG: 0.443	F9	HR						F9	K	4	2	2	0	1	0	1				
Mark Teixeira, S OBP: 0.395, SLG: 0.571	BB 16 HR	HR						G5-3	7 1B	4	4	3	6	1	0	2				
7 Jeff Francoeur, R OBP: 0.349, SLG: 0.468	16 HR	1B						G5-3	HR	5	2	3	2	0	0	2				
Andruw Jones, R OBP: 0.309, SLG: 0.419 58 Peter Moylan, R Tyler Yates, R	16 HR	L7						F8	HR	4	2	1	2	1	0	3				
16 Brian McCann, L OBP: 0.326, SLG: 0.457	HR							K	HBP	4	1	1	4	0	2	0				
1 Martin Prado, R OBP: 0.318, SLG: 0.357	G5-3							F9	F9	5	0	2	0	0	0	1				
15 Tim Hudson, R OBP: 0.250, SLG: 0.258 Scott Thorman, L OBP: 0.258, SLG: 0.398 Ron Mahay, L Chris Woodward, R OBP: 0.242, SLG: 0.291	G6-3	F8						F8	P2	3	0	0	0	0	0	1				
Inning Stats	R: 5 E: 0 K: 0 S: 14	H: 3 LOB: 0 BB: 2 P: 29	R: 3 E: 0 K: 0 S: 18	H: 4 LOB: 1 BB: 0 P: 25	R: 0 E: 0 K: 1 S: 12	H: 1 LOB: 0 BB: 0 P: 18	R: 3 E: 0 K: 0 S: 14	H: 2 LOB: 0 BB: 1 P: 26	R: 0 E: 0 K: 0 S: 5	H: 0 LOB: 2 BB: 0 P: 10	R: 0 E: 0 K: 1 S: 9	H: 1 LOB: 1 BB: 0 P: 11	R: 3 E: 0 K: 0 S: 14	H: 3 LOB: 1 BB: 0 P: 21	R: 0 E: 0 K: 1 S: 8	H: 1 LOB: 1 BB: 0 P: 9		1B: 9 2B: 4 3B: 0 HR: 4	SF: 0 SAC: 0 DP: 1 HBP: 1	WP: 0 PB: 0 SB: 0 CS: 0
PITCHER	IP WLS BF H R ER SO BB IBB HBP BLK WP HR S P ERA WHIP																			
50 Phil Dumatrai, L ERA: 14.18	2.0 L 15 7 8 8 0 2 0 0 0 0 0 2 32 54 36.00 4.500																			
Mike Gosling, L ERA: 4.57	3.1 16 5 3 3 1 1 0 0 0 0 0 1 33 57 8.10 1.800																			
38 Gary Majewski, R ERA: 10.32	1.2 6 1 0 0 1 0 0 0 0 0 0 0 11 14 0.00 0.600																			
Eddie Guardado, L ERA: 22.5	1.0 7 3 3 3 0 0 0 1 0 0 0 1 14 21 27.00 3.000																			
Mike Stanton, L ERA: 5.6	1.0 4 1 0 0 1 0 0 0 0 0 0 0 8 9 0.00 1.000																			

AB 44
R 14
H 17
RBI 14
BB 3
SO 3
LOB 16



Batter	1	2	3	4	5	6	7	8	9	AB	R	H	RBI	BB	SO	LOB	BOTTOM			
Josh Hamilton, L OBP: 0.371, SLG: 0.544	F8		L6	G3			K			5	0	1	1	0	1	0	Atlanta Braves @ Cincinnati Reds Great American Ball Park, Cincinnati, OH Mon Aug 20 2007, 7:10 PM EDT Att: 24,477 - Cloudy - 82 F			
27 Jeff Keppinger, R OBP: 0.452, SLG: 0.545	1B 4 SF7		G5-3 1B				L8			4	3	3	0	1	0	0				
Ken Griffey Jr., L OBP: 0.389, SLG: 0.517 Eddie Guardado, R 30 Norris Hopper, R OBP: 0.356, SLG: 0.374			1B 4 G5-3				F7			3	0	1	0	1	0	1				
4 Brandon Phillips, R OBP: 0.319, SLG: 0.463	SF7		G5-3				F7			4	0	0	1	0	0	5				
Adam Dunn, L OBP: 0.373, SLG: 0.556 Mike Stanton, L	K		1B BB				G6-3			3	0	1	1	1	1	1				
Scott Hatteberg, L OBP: 0.390, SLG: 0.472 Jorge Cantu, R OBP: 0.288, SLG: 0.237	G4-3		1B				K			3	0	1	1	0	1	1				
Javier Valentin, S OBP: 0.339, SLG: 0.407			F9							4	0	1	0	0	1	4				
Mark Bellhorn, S OBP: 0.357, SLG: 0.100			37 G6-4-3 BB				G4-3			3	0	0	0	1	1	0				
50 Phil Dumatrai, R 37 Bobby Livingston, L OBP: 0.320, SLG: 0.292 Mike Gosling, L 38 Gary Majewski, R Jason Ellison, R OBP: 0.278, SLG: 0.283	G6-4-3		G6-3				K			0	0	0	0	0	0	0				
Inning Stats	R: 1 E: 0 K: 1 S: 11	H: 2 LOB: 1 BB: 0 P: 15	R: 0 E: 0 K: 0 S: 7	H: 1 LOB: 1 BB: 1 P: 12	R: 1 E: 0 K: 0 S: 12	H: 2 LOB: 3 BB: 2 P: 24	R: 0 E: 0 K: 1 S: 7	H: 0 LOB: 0 BB: 0 P: 15	R: 1 E: 0 K: 1 S: 9	H: 2 LOB: 1 BB: 0 P: 15	R: 0 E: 0 K: 1 S: 7	H: 0 LOB: 0 BB: 0 P: 14	R: 0 E: 0 K: 1 S: 9	H: 1 LOB: 1 BB: 0 P: 11	R: 1 E: 0 K: 0 S: 11	H: 2 LOB: 2 BB: 1 P: 21		1B: 6 2B: 4 3B: 0 HR: 0	SF: 1 SAC: 0 DP: 1 HBP: 0	WP: 0 PB: 0 SB: 0 CS: 0
PITCHER	IP WLS BF H R ER SO BB IBB HBP BLK WP HR S P ERA WHIP																			
15 Tim Hudson, R ERA: 3.07	6.0 W 27 7 3 3 4 3 0 0 0 0 0 0 7 14 4.50 1.667																			
Ron Mahay, L ERA: 2.37	1.0 3 0 0 0 1 0 0 0 0 0 0 0 7 14 0.00 0.000																			
58 Peter Moylan, R ERA: 1.87	1.0 4 1 0 0 1 0 0 0 0 0 0 0 9 11 0.00 1.000																			
Tyler Yates, R ERA: 5.26	1.0 6 2 1 1 0 1 0 0 0 0 0 0 11 21 9.00 3.000																			

AB 35
R 4
H 10
RBI 4
BB 4
SO 6
LOB 16



Batter	1	2	3	4	5	6	7	8	9	AB	R	H	RBI	BB	SO	LOB	TOP					
19 Yunel Escobar, R OBP: 0.356, SLG: 0.417										5	1	3	2	0	1	1	Atlanta Braves @ Cincinnati Reds Great American Ball Park, Cincinnati, OH Tue Aug 21 2007, 7:10 PM EDT Att: 21,039 - Cloudy - 84 F					
23 Matt Diaz, R OBP: 0.375, SLG: 0.507										5	1	2	0	0	1	2						
10 Chipper Jones, S OBP: 0.419, SLG: 0.582										5	0	1	0	0	0	5						
Mark Teixeira, S OBP: 0.395, SLG: 0.567										4	0	1	1	1	1	1						
Scott Thorman, L OBP: 0.256, SLG: 0.398										0	0	0	0	0	0	0						
7 Jeff Francoeur, R OBP: 0.348, SLG: 0.465										5	1	1	0	0	1	4						
Andruw Jones, R OBP: 0.308, SLG: 0.421										4	1	1	2	0	0	2						
16 Brian McCann, L OBP: 0.328, SLG: 0.468										4	2	2	2	0	0	0						
2 Kelly Johnson, L OBP: 0.388, SLG: 0.486										3	1	1	0	0	1	1						
37 Jo-Jo Reyes, L OBP: 0.337, SLG: 0.333										1	0	0	0	0	1	2						
Oscar Villarreal, R ERA: 5.27										0	0	0	0	0	0	0						
38 Gary Majewski, R ERA: 10.03										0	0	0	0	0	0	0						
45 Bill Bray, L ERA: 1.8										0	0	0	0	0	0	0						
51 Jared Burton, R ERA: 2.83										0	0	0	0	0	0	0						
25 David Weathers, R ERA: 3.53										0	0	0	0	0	0	0						
Inning Stats	R: 1 E: 0 K: 1 S: 12	H: 3 LOB: 2 BB: 0 P: 19	R: 2 E: 1 K: 2 S: 15	H: 2 LOB: 1 BB: 0 P: 22	R: 0 E: 0 K: 1 S: 6	H: 0 LOB: 0 BB: 0 P: 11	R: 0 E: 0 K: 0 S: 6	H: 0 LOB: 1 BB: 0 P: 10	R: 4 E: 0 K: 0 S: 20	H: 5 LOB: 1 BB: 0 P: 31	R: 0 E: 0 K: 1 S: 6	H: 1 LOB: 0 BB: 0 P: 6	R: 0 E: 0 K: 0 S: 5	H: 0 LOB: 0 BB: 0 P: 6	R: 0 E: 0 K: 1 S: 9	H: 0 LOB: 2 BB: 0 P: 13	R: 0 E: 0 K: 1 S: 10	H: 1 LOB: 2 BB: 1 P: 18	1B: 8 2B: 2 3B: 1 HR: 1	SF: 0 SAC: 1 DP: 1 HBP: 1	WP: 0 PB: 0 SB: 0 CS: 0	PA: 41
PITCHER	IP WLS BF H R ER SO BB IBB HBP BLK WP HR S P ERA WHIP	IP WLS BF H R ER SO BB IBB HBP BLK WP HR S P ERA WHIP	IP WLS BF H R ER SO BB IBB HBP BLK WP HR S P ERA WHIP	IP WLS BF H R ER SO BB IBB HBP BLK WP HR S P ERA WHIP	IP WLS BF H R ER SO BB IBB HBP BLK WP HR S P ERA WHIP	IP WLS BF H R ER SO BB IBB HBP BLK WP HR S P ERA WHIP	IP WLS BF H R ER SO BB IBB HBP BLK WP HR S P ERA WHIP	IP WLS BF H R ER SO BB IBB HBP BLK WP HR S P ERA WHIP	IP WLS BF H R ER SO BB IBB HBP BLK WP HR S P ERA WHIP	IP WLS BF H R ER SO BB IBB HBP BLK WP HR S P ERA WHIP	IP WLS BF H R ER SO BB IBB HBP BLK WP HR S P ERA WHIP	IP WLS BF H R ER SO BB IBB HBP BLK WP HR S P ERA WHIP	IP WLS BF H R ER SO BB IBB HBP BLK WP HR S P ERA WHIP	IP WLS BF H R ER SO BB IBB HBP BLK WP HR S P ERA WHIP	IP WLS BF H R ER SO BB IBB HBP BLK WP HR S P ERA WHIP	IP WLS BF H R ER SO BB IBB HBP BLK WP HR S P ERA WHIP						

Batter	1	2	3	4	5	6	7	8	9	AB	R	H	RBI	BB	SO	LOB	BOTTOM			
30 Norris Hopper, R OBP: 0.359, SLG: 0.376										4	1	2	0	0	0	0	Atlanta Braves @ Cincinnati Reds Great American Ball Park, Cincinnati, OH Tue Aug 21 2007, 7:10 PM EDT Att: 21,039 - Cloudy - 84 F			
27 Jeff Keppinger, R OBP: 0.450, SLG: 0.535										4	1	1	0	0	0	1				
Ken Griffey Jr., L OBP: 0.391, SLG: 0.516										3	1	1	0	2	0	2				
4 Brandon Phillips, R OBP: 0.322, SLG: 0.470										5	1	3	2	0	1	4				
Adam Dunn, L OBP: 0.377, SLG: 0.559										3	2	2	1	2	1	2				
25 David Weathers, R ERA: 3.53										0	0	0	0	0	0	0				
28 Edwin Encarnación, R OBP: 0.338, SLG: 0.377										4	1	2	2	0	0	2				
Jorge Cantu, R OBP: 0.300, SLG: 0.270										4	0	2	3	0	0	3				
51 Jared Burton, R OBP: 0.371, SLG: 0.544										0	0	0	0	0	0	0				
23 Ryan Jorgensen, R OBP: 0.182, SLG: 0.455										4	0	0	0	0	1	3				
37 Bobby Livingston, L OBP: 0.333, SLG: 0.280										1	1	0	0	1	0	0				
38 Gary Majewski, R ERA: 4.08										0	0	0	0	0	0	0				
Mark Bellhorn, S ERA: 2.68										0	0	0	0	0	0	0				
45 Bill Bray, L ERA: 1.95										0	0	0	0	0	0	0				
Scott Hattersberg, L OBP: 0.389, SLG: 0.471										1	0	0	0	0	0	0				
Inning Stats	R: 0 E: 0 K: 1 S: 10	H: 2 LOB: 1 BB: 0 P: 18	R: 0 E: 0 K: 0 S: 5	H: 0 LOB: 0 BB: 0 P: 7	R: 5 E: 0 K: 0 S: 15	H: 3 LOB: 1 BB: 3 P: 31	R: 0 E: 0 K: 0 S: 5	H: 0 LOB: 0 BB: 0 P: 9	R: 2 E: 0 K: 2 S: 19	H: 4 LOB: 3 BB: 0 P: 30	R: 1 E: 0 K: 0 S: 8	H: 2 LOB: 0 BB: 1 P: 20	R: 0 E: 0 K: 0 S: 8	H: 0 LOB: 0 BB: 0 P: 12	R: 0 E: 0 K: 1 S: 7	H: 2 LOB: 2 BB: 0 P: 9	1B: 10 2B: 2 3B: 0 HR: 1	SF: 0 SAC: 1 DP: 1 HBP: 2	WP: 1 PB: 0 SB: 0 CS: 0	PA: 42
PITCHER	IP WLS BF H R ER SO BB IBB HBP BLK WP HR S P ERA WHIP	IP WLS BF H R ER SO BB IBB HBP BLK WP HR S P ERA WHIP	IP WLS BF H R ER SO BB IBB HBP BLK WP HR S P ERA WHIP	IP WLS BF H R ER SO BB IBB HBP BLK WP HR S P ERA WHIP	IP WLS BF H R ER SO BB IBB HBP BLK WP HR S P ERA WHIP	IP WLS BF H R ER SO BB IBB HBP BLK WP HR S P ERA WHIP	IP WLS BF H R ER SO BB IBB HBP BLK WP HR S P ERA WHIP	IP WLS BF H R ER SO BB IBB HBP BLK WP HR S P ERA WHIP	IP WLS BF H R ER SO BB IBB HBP BLK WP HR S P ERA WHIP	IP WLS BF H R ER SO BB IBB HBP BLK WP HR S P ERA WHIP	IP WLS BF H R ER SO BB IBB HBP BLK WP HR S P ERA WHIP	IP WLS BF H R ER SO BB IBB HBP BLK WP HR S P ERA WHIP	IP WLS BF H R ER SO BB IBB HBP BLK WP HR S P ERA WHIP	IP WLS BF H R ER SO BB IBB HBP BLK WP HR S P ERA WHIP	IP WLS BF H R ER SO BB IBB HBP BLK WP HR S P ERA WHIP	IP WLS BF H R ER SO BB IBB HBP BLK WP HR S P ERA WHIP				



Batter	1	2	3	4	5	6	7	8	9	10	11	12	AB	R	H	RBI	BB	SO	LOB	TOP							
Wille Harris, L OBP: 0.394, SLG: 0.434														4	2	0	0	2	1	1							
2 Kelly Johnson, L OBP: 0.397, SLG: 0.488 Tyler Yates, R														3	2	1	0	2	0	1							
Bob Wickman, R														0	0	0	0	0	0	0							
10 Chipper Jones, S OBP: 0.422, SLG: 0.596														6	2	3	5	0	0	2							
Mark Teixeira, S OBP: 0.397, SLG: 0.569														5	1	2	2	1	2	1							
16 Brian McCann, L OBP: 0.326, SLG: 0.470 Chris Woodward, R OBP: 0.240, SLG: 0.256 Corky Miller, R OBP: 0.333, SLG: 0.364														5	0	1	0	0	0	3							
7 Jeff Francoeur, R OBP: 0.342, SLG: 0.456														6	0	0	0	0	0	4							
Andrew Jones, R OBP: 0.312, SLG: 0.429														4	0	3	0	1	0	0							
19 Yunel Escobar, R OBP: 0.357, SLG: 0.411														5	0	2	0	0	0	3							
38 Buddy Carlyle, L OBP: 0.335, SLG: 0.465 Ron Mahay, L OBP: 0.324, SLG: 0.465 58 Peter Moylan, R OBP: 0.389, SLG: 0.514 39 Rafael Soriano, R OBP: 0.339, SLG: 0.385 46 Manny Acosta, R OBP: 0.339, SLG: 0.385														2	0	0	0	0	0	1							
Inning Stats	R: 1 E: 0 K: 13	H: 1 LOB: 2 BB: 2 P: 24	R: 0 E: 0 K: 7	H: 1 LOB: 0 BB: 11	R: 0 E: 0 K: 4	H: 0 LOB: 0 BB: 7	R: 1 E: 0 K: 7	H: 2 LOB: 1 BB: 10	R: 3 E: 0 K: 13	H: 1 LOB: 0 BB: 27	R: 0 E: 0 K: 8	H: 1 LOB: 1 BB: 15	R: 0 E: 0 K: 6	H: 0 LOB: 0 BB: 7	R: 0 E: 0 K: 10	H: 1 LOB: 1 BB: 19	R: 0 E: 0 K: 11	H: 1 LOB: 0 BB: 14	R: 0 E: 0 K: 11	H: 0 LOB: 0 BB: 15	1B: 8 2B: 4 3B: 0 HR: 2	SF: 0 SAC: 1 DP: 4 HBP: 0	WP: 0 PB: 0 SB: 0 CS: 0	PA: 51			
PITCHER	IP	WLS	BF	H	R	ER	SO	BB	IBB	HBP	BLK	WP	HR	S	P	ERA	WHIP										
54 Elizardo Ramirez, R ERA: 5.35	(1.1)	4.1	21	5	5	5	1	4	0	0	0	0	0	0	7	10.38	2.077										
38 Gary Majewski, R ERA: 5.24	(5.1)	1.0	5	2	0	0	0	0	0	0	0	0	0	12	0.00	2.000											
Mike Stanton, L ERA: 5.85	(6.1)	1.0	B	4	2	2	0	0	0	0	0	0	0	8	9	18.000	2.000										
45 Bill Bray, L ERA: 1.59	(7.1)	0.2	3	1	0	0	0	0	0	0	0	0	0	6	8	0.00	1.500										
51 Jared Burton, R ERA: 2.54	(8.1)	1.0	3	1	0	0	0	0	0	0	0	0	0	6	7	0.00	1.000										
PITCHER	IP	WLS	BF	H	R	ER	SO	BB	IBB	HBP	BLK	WP	HR	S	P	ERA	WHIP										
Eddie Guardado, L ERA: 18.0	(9.1)	1.0	4	0	0	0	1	1	0	0	0	0	0	10	21	0.00	1.000										
35 Kirk Saarloos, R ERA: 7.67	(10.1)	2.0	8	2	0	0	1	1	0	0	0	0	0	21	33	0.00	1.500										
Mike Gosling, L ERA: 4.5	(12.1)	1.0	W	3	0	0	0	0	0	0	0	0	0	11	15	0.00	0.000										

Atlanta Braves @ Cincinnati Reds
Great American Ball Park, Cincinnati, OH
Thu Aug 23 2007, 7:10 PM EDT
Att. 22,052 - Clear - 99 F

livebaseballscorecards.com

AB 44
R 7
H 13
RBI 7
BB 6
SO 4
LOB 19

Batter	1	2	3	4	5	6	7	8	9	10	11	12	AB	R	H	RBI	BB	SO	LOB	BOTTOM								
Josh Hamilton, L OBP: 0.376, SLG: 0.563														5	1	2	3	1	1	1								
27 Jeff Keppinger, R OBP: 0.439, SLG: 0.548														6	1	1	0	0	1	5								
Ken Griffey Jr., L OBP: 0.389, SLG: 0.514														5	0	1	1	1	0	0								
4 Brandon Phillips, R OBP: 0.320, SLG: 0.465														6	2	1	0	0	1	3								
Adam Dunn, L OBP: 0.373, SLG: 0.557														6	1	1	2	0	3	1								
Scott Hatzberg, L OBP: 0.386, SLG: 0.468														5	1	2	1	0	0	0								
Javier Valentin, S OBP: 0.341, SLG: 0.408														4	0	1	0	1	0	0								
28 Edwin Encarnacion, R OBP: 0.339, SLG: 0.385														5	2	2	2	0	0	2								
64 Elizardo Ramirez, S ERA: 5.0 Max Stroman, L ERA: 2.05 46 Manny Acosta, R ERA: 3.59														1	1	0	0	0	0	2								
Inning Stats	R: 0 E: 0 K: 8	H: 0 LOB: 0 BB: 0 P: 13	R: 5 E: 0 K: 18	H: 4 LOB: 0 BB: 1 P: 26	R: 0 E: 0 K: 5	H: 0 LOB: 0 BB: 0 P: 18	R: 0 E: 0 K: 4	H: 0 LOB: 0 BB: 4	R: 1 E: 0 K: 10	H: 2 LOB: 1 BB: 13	R: 0 E: 0 K: 7	H: 0 LOB: 0 BB: 9	R: 0 E: 0 K: 10	H: 0 LOB: 0 BB: 14	R: 0 E: 0 K: 10	H: 0 LOB: 0 BB: 14	R: 0 E: 0 K: 12	H: 2 LOB: 3 BB: 24	R: 2 E: 1 K: 8	H: 1 LOB: 0 BB: 11	1B: 3 2B: 5 3B: 0 HR: 3	SF: 0 SAC: 0 DP: 0 HBP: 0	WP: 0 PB: 0 SB: 1 CS: 0	PA: 50				
PITCHER	IP	WLS	BF	H	R	ER	SO	BB	IBB	HBP	BLK	WP	HR	S	P	ERA	WHIP											
38 Buddy Carlyle, R ERA: 5.07	(1.1)	5.0	22	6	6	6	3	1	0	0	0	0	0	1	52	74	10.80	1.400										
Ron Mahay, L ERA: 2.63	(6.1)	1.0	3	0	0	0	1	0	0	0	0	0	0	7	9	0.00	0.000											
58 Peter Moylan, R ERA: 2.05	(7.1)	1.0	B	6	1	1	0	1	1	0	0	0	1	13	24	9.00	2.000											
39 Rafael Soriano, R ERA: 3.59	(8.1)	2.0	7	1	0	0	1	0	0	0	0	0	0	13	19	0.00	0.500											
46 Manny Acosta, R ERA:	(10.1)	1.0	3	0	0	0	1	0	0	0	0	0	0	10	14	0.00	0.000											
PITCHER	IP	WLS	BF	H	R	ER	SO	BB	IBB	HBP	BLK	WP	HR	S	P	ERA	WHIP											
Tyler Yates, R ERA: 3.92	(11.1)	1.0	L	3	1	2	1	0	0	0	0	0	0	1	8	11	27.00	3.000										
Bob Wickman, R ERA: 3.92	(12.1)	0.1	L	3	1	2	1	0	0	0	0	0	0	1	8	11	27.00	3.000										

Atlanta Braves @ Cincinnati Reds
Great American Ball Park, Cincinnati, OH
Thu Aug 23 2007, 7:10 PM EDT
Att. 22,052 - Clear - 99 F

livebaseballscorecards.com

AB 46
R 9
H 11
RBI 9
BB 4
SO 7
LOB 16

Batter	1	2	3	4	5	6	7	8	9	AB	R	H	RBI	BB	SO	LOB	TOP										
2 Hanley Ramirez, R OBP: 0.390, SLG: 0.561	F8		2B		G1-3		F8		K	5	0	1	0	0	1	3	Florida Marlins @ Cincinnati Reds Great American Ball Park, Cincinnati, OH Fri Aug 24 2007, 7:10 PM EDT Att: 25,773 - Clear - 96 F										
6 Dan Uggla, R OBP: 0.319, SLG: 0.469	G5-3		K		F9		K		F8	5	0	0	0	0	2	4											
Miguel Cabrera, R OBP: 0.402, SLG: 0.594	F9				G6-3		G6-3		G4-3	4	0	0	0	0	0	0											
Mike Jacobs, L OBP: 0.321, SLG: 0.443		L6			K		HR		G5-3	4	1	2	1	0	1	0											
4 Alfredo Amezaga, S OBP: 0.320, SLG: 0.387									2B	0	0	0	0	0	0	0											
14 Josh Willingham, R OBP: 0.372, SLG: 0.491		BB			1B		K		G5-3	3	0	1	0	1	1	1											
27 Jeremy Hermida, L OBP: 0.368, SLG: 0.476		FC3-6			2B				G6-3	4	1	2	0	0	0	3											
20 Matt Treanor, R OBP: 0.392, SLG: 0.435		L7			G4-3		HR			3	1	1	2	1	0	3											
7 Alejandro De Aza, L OBP: 0.300, SLG: 0.379					F8		K		BB	4	0	1	0	0	1	0											
Dontrelle Willis, L OBP: 0.293, SLG: 0.313					F8		K		1B	3	0	2	0	0	0	0											
32 Justin Miller, R ERA: 3.68					1B				F7	0	0	0	0	0	0	0											
57 Taylor Tankersley, L ERA: 5.55					1B					1	0	0	0	0	0	2											
Jason Wood, R OBP: 0.318, SLG: 0.418										0	0	0	0	0	0	0											
Inning Stats	R: 0 E: 0 K: 0 S: 7	H: 0 LOB: 0 BB: 0 P: 11	R: 0 E: 0 K: 0 S: 11	H: 0 LOB: 1 BB: 1 P: 17	R: 0 E: 0 K: 1 S: 12	H: 2 LOB: 1 BB: 0 P: 14	R: 0 E: 0 K: 1 S: 13	H: 2 LOB: 2 BB: 0 P: 16	R: 0 E: 0 K: 0 S: 9	H: 1 LOB: 1 BB: 0 P: 12	R: 3 E: 0 K: 2 S: 14	H: 3 LOB: 0 BB: 0 P: 20	R: 0 E: 0 K: 1 S: 6	H: 0 LOB: 0 BB: 0 P: 10	R: 0 E: 0 K: 0 S: 6	H: 1 LOB: 2 BB: 0 P: 11	R: 0 E: 0 K: 1 S: 14	H: 1 LOB: 2 BB: 1 P: 22	1B: 5 2B: 3 3B: 0 HR: 2	SF: 0 SAC: 0 DP: 0 HBP: 0	WP: 0 PB: 0 SB: 0 CS: 0	PA: 38					
PITCHER	IP	WLS	BF	H	R	ER	SO	BB	IBB	HBP	BLK	WP	HR	S	P	ERA	WHIP										
39 Aaron Harang, R	7.0	W	29	8	3	3	5	1	0	0	0	0	2	72	100	3.86	1.286										
38 Gary Majewski, R	1.0	H	4	1	0	0	0	0	0	0	0	0	0	6	11	0.00	1.000										
25 David Weathers, R	1.0	S	5	1	0	0	1	1	0	0	0	0	0	14	22	0.00	2.000										

Batter	1	2	3	4	5	6	7	8	9	AB	R	H	RBI	BB	SO	LOB	BOTTOM										
30 Norris Hopper, R OBP: 0.351, SLG: 0.367	L7				G6-3		B1-3		G3	4	0	0	0	0	0	0	Florida Marlins @ Cincinnati Reds Great American Ball Park, Cincinnati, OH Fri Aug 24 2007, 7:10 PM EDT Att: 25,773 - Clear - 96 F										
27 Jeff Keppinger, R OBP: 0.441, SLG: 0.567	L4				L5		HR		BB	3	2	1	1	1	0	0											
Ken Griffey Jr., L OBP: 0.386, SLG: 0.509	P6				G4-3		P5		K	4	0	0	0	0	1	1											
4 Brandon Phillips, R OBP: 0.323, SLG: 0.477					G1-4-3		HR		3B	4	1	3	2	0	0	0											
Jorge Cantu, R OBP: 0.311, SLG: 0.273					G1-4-3				K	3	1	1	0	0	1	1											
Scott Hatteberg, L OBP: 0.385, SLG: 0.467							2B		K	1	0	0	0	0	1	1											
28 Edwin Encarnación, R OBP: 0.341, SLG: 0.380					F7		1B			3	1	2	0	0	0	0											
Javier Valentin, S OBP: 0.346, SLG: 0.419					K		2B		1B	3	0	2	2	0	1	0											
Jason Ellison, R OBP: 0.254, SLG: 0.259					L1		K		FC1-5	3	0	0	0	0	1	3											
39 Aaron Harang, R ERA: 4.98					F8				L5-4	2	0	0	0	0	0	1											
2 Alex Gonzalez, R OBP: 0.316, SLG: 0.474										1	0	0	0	0	0	2											
38 Gary Majewski, R										0	0	0	0	0	0	0											
25 David Weathers, R										0	0	0	0	0	0	0											
Inning Stats	R: 0 E: 0 K: 0 S: 8	H: 0 LOB: 0 BB: 0 P: 14	R: 0 E: 0 K: 0 S: 7	H: 1 LOB: 0 BB: 0 P: 9	R: 0 E: 0 K: 1 S: 6	H: 0 LOB: 0 BB: 0 P: 8	R: 0 E: 0 K: 0 S: 8	H: 0 LOB: 0 BB: 0 P: 9	R: 2 E: 0 K: 2 S: 20	H: 3 LOB: 1 BB: 0 P: 31	R: 1 E: 0 K: 0 S: 9	H: 1 LOB: 0 BB: 0 P: 9	R: 1 E: 0 K: 0 S: 12	H: 3 LOB: 1 BB: 0 P: 21	R: 1 E: 0 K: 2 S: 13	H: 1 LOB: 1 BB: 1 P: 22	1B: 4 2B: 3 3B: 1 HR: 2	SF: 0 SAC: 0 DP: 2 HBP: 0	WP: 0 PB: 0 SB: 0 CS: 0	PA: 32							
PITCHER	IP	WLS	BF	H	R	ER	SO	BB	IBB	HBP	BLK	WP	HR	S	P	ERA	WHIP										
Dontrelle Willis, L	7.2	L	30	8	5	5	4	1	0	0	0	0	2	75	111	5.87	1.174										
32 Justin Miller, R	0.0		1	1	0	0	0	0	0	0	0	0	0	3	5	-	-										
57 Taylor Tankersley, L	0.1		1	0	0	0	1	0	0	0	0	0	0	5	7	0.00	0.000										



Batter	1	2	3	4	5	6	7	8	9	AB	R	H	RBI	BB	SO	LOB	TOP				
30 Norris Hopper, R OBP: 0.363, SLG: 0.388 (1, 8)	1-0 CS 1B	1-0 2H 3B			0-0 G6-4-3 1B		0-0 1B		0-3 K	4	0	4	1	0	0	0	Cincinnati Reds @ Pittsburgh Pirates PNC Park, Pittsburgh, PA Tue Aug 28 2007, 5:10 PM EDT Att: 17,669 - Clear - 80 F				
Ken Griffey Jr., L OBP: 0.390, SLG: 0.519 (9, PH)										1	0	0	0	0	1	1					
27 Jeff Keppinger, R OBP: 0.429, SLG: 0.549 (1, 9) (8, 5)	2-1 1B 2B	0-1 G2-3			2-1 G6-4-3		1-0 SAFE 1B			4	0	1	0	0	0	3					
4 Brandon Phillips, R OBP: 0.329, SLG: 0.485 (1, 4)	0-0 G1-3 1B				0-0 F7			0-2 G6-3 1B		4	0	2	0	0	0	0					
Jorge Cantu, R OBP: 0.317, SLG: 0.315 (1, 3)	2-0 G1-3				4-2 28 1B BB			2-1 SAFE G6-3		3	0	0	0	1	0	3					
Adam Dunn, L OBP: 0.373, SLG: 0.558 (1, 7)	0-1 F9				3-3 BB K			4-1 28 S BB		2	0	0	0	2	1	3					
28 Edwin Encarnación, R OBP: 0.356, SLG: 0.450 51 Jared Burton, R (8, 1)		0-0 26 G4-6-3 61 2B 1B			1-1 G1-3		3-1 SAFE 2 G6-4-3 1B		3-2 G6-3	4	1	2	0	0	0	2					
2 Alex Gonzalez, R OBP: 0.317, SLG: 0.473 (1, 6)		2-1 26 C4-6-3 1B			0-2 P4			0-2 G6-4-3		4	0	2	0	0	0	2					
26 David Ross, R OBP: 0.264, SLG: 0.394 Javier Valentin, S OBP: 0.336, SLG: 0.403 (9, PH)		0-2 G4-6-3			1-3 K			0-0 G5-3		3	0	0	0	0	1	2					
61 Bronson Arroyo, R OBP: 0.150, SLG: 0.207 Jason Ellison, R OBP: 0.250, SLG: 0.242 38 Gary Majewski, R 45 Bill Bray, L Josh Hamilton, L OBP: 0.371, SLG: 0.549 (8, 8)		0-0 30 3B 2B			2-3 K			2-3 K		2	1	1	1	0	1	0					
Inning Stats	R: 0 E: 0 K: 0 S: 7	H: 3 LOB: 2 BB: 0 P: 12	R: 2 E: 0 K: 0 S: 10	H: 4 LOB: 1 BB: 0 P: 13	R: 0 E: 0 K: 2 S: 5	H: 0 LOB: 1 BB: 1 P: 10	R: 0 E: 0 K: 2 S: 9	H: 0 LOB: 0 BB: 0 P: 12	R: 0 E: 0 K: 1 S: 11	H: 1 LOB: 1 BB: 1 P: 21	R: 0 E: 0 K: 1 S: 6	H: 1 LOB: 1 BB: 0 P: 9	R: 0 E: 0 K: 0 S: 10	H: 1 LOB: 1 BB: 1 P: 19	R: 0 E: 0 K: 1 S: 11	H: 1 LOB: 1 BB: 0 P: 12	1B: 9 2B: 2 3B: 1 HR: 0	SF: 0 SAC: 0 DP: 4 HBP: 0	WP: 0 PB: 0 SB: 1 CS: 1	PA: 37	
PITCHER	IP WLS BF H R ER SO BB IBB HBP BLK WP HR S P ERA WHIP	IP WLS BF H R ER SO BB IBB HBP BLK WP HR S P ERA WHIP	IP WLS BF H R ER SO BB IBB HBP BLK WP HR S P ERA WHIP	IP WLS BF H R ER SO BB IBB HBP BLK WP HR S P ERA WHIP	IP WLS BF H R ER SO BB IBB HBP BLK WP HR S P ERA WHIP	IP WLS BF H R ER SO BB IBB HBP BLK WP HR S P ERA WHIP	IP WLS BF H R ER SO BB IBB HBP BLK WP HR S P ERA WHIP	IP WLS BF H R ER SO BB IBB HBP BLK WP HR S P ERA WHIP	IP WLS BF H R ER SO BB IBB HBP BLK WP HR S P ERA WHIP	IP WLS BF H R ER SO BB IBB HBP BLK WP HR S P ERA WHIP	IP WLS BF H R ER SO BB IBB HBP BLK WP HR S P ERA WHIP	IP WLS BF H R ER SO BB IBB HBP BLK WP HR S P ERA WHIP	IP WLS BF H R ER SO BB IBB HBP BLK WP HR S P ERA WHIP	IP WLS BF H R ER SO BB IBB HBP BLK WP HR S P ERA WHIP	IP WLS BF H R ER SO BB IBB HBP BLK WP HR S P ERA WHIP	IP WLS BF H R ER SO BB IBB HBP BLK WP HR S P ERA WHIP	IP WLS BF H R ER SO BB IBB HBP BLK WP HR S P ERA WHIP	IP WLS BF H R ER SO BB IBB HBP BLK WP HR S P ERA WHIP	IP WLS BF H R ER SO BB IBB HBP BLK WP HR S P ERA WHIP	IP WLS BF H R ER SO BB IBB HBP BLK WP HR S P ERA WHIP	IP WLS BF H R ER SO BB IBB HBP BLK WP HR S P ERA WHIP

Cincinnati Reds @ Pittsburgh Pirates
 PNC Park, Pittsburgh, PA
 Tue Aug 28 2007, 5:10 PM EDT
 Att: 17,669 - Clear - 80 F

AB 34
 R 2
 H 12
 RBI 2
 BB 3
 SO 5
 LOB 18



Batter	1	2	3	4	5	6	7	8	9	AB	R	H	RBI	BB	SO	LOB	BOTTOM				
13 Nate McLouth, L OBP: 0.328, SLG: 0.445 (1, 8)	0-0 F9		2-2 F8			0-1 F8	2-3 K			4	0	0	0	0	1	1	Cincinnati Reds @ Pittsburgh Pirates PNC Park, Pittsburgh, PA Tue Aug 28 2007, 5:10 PM EDT Att: 17,669 - Clear - 80 F				
Cesar Izturis, S OBP: 0.301, SLG: 0.300 (1, 6)	1-1 12 FC6-4 1B			1-1 F7		2-2 12 1B		0-1 F7		4	0	2	0	0	0						
12 Freddy Sanchez, R OBP: 0.353, SLG: 0.455 (1, 4)	2-2 FC6-4			0-1 F8		SAFE SAFE 1-2 FC6-4 1B		0-2 F7		4	1	2	0	0	1						
25 Adam LaRoche, L OBP: 0.344, SLG: 0.456 (1, 3)	2-1 P3			0-2 G4-3		0-1 F8		1-2 25 1B 3B		4	0	1	1	0	3						
Jason Bay, R OBP: 0.328, SLG: 0.431 (1, 7)					0-0 19 1B	2-1 FC6-4		3-H 2-2 F9		4	1	1	0	0	1						
19 José Bautista, R OBP: 0.346, SLG: 0.423 (1, 9)					0-0 1B	SAFE SAFE 1-2 1B		0-1 G5-3		4	1	2	0	0	2						
Jose Castillo, R OBP: 0.273, SLG: 0.330 (1, 5)					1-0 1B	SAFE SAFE 1-2 1B		0-0 G5-3		3	0	1	1	0	1						
Carlos Maldonado, R Josh Phelps, R OBP: 0.407, SLG: 0.542 (8, 2) (9, 2)					3-2 K			0-1 L3		2	0	0	0	0	2						
26 Ronny Paulino, R OBP: 0.298, SLG: 0.377 (9, 1)					0-3 K			0-2 2H 1B		1	0	0	0	0	0						
28 Paul Maholm, L Matt Kilgus, S 52 Franquelis Osores, R Damaso Marte, L Shawn Chacon, R 55 Matt Capps, R OBP: 0.193, SLG: 0.196 OBP: 0.228, SLG: 0.394 OBP: 0.270, SLG: 0.273 OBP: 1.000, SLG: 1.000 (1, 1) (7, PH) (8, 1) (8, 1) (9, 1)					2-1 G4-3			0-2 1B		2	0	0	0	0	1						
Inning Stats	R: 0 E: 0 K: 0 S: 8	H: 1 LOB: 1 BB: 0 P: 13	R: 0 E: 0 K: 3 S: 11	H: 0 LOB: 0 BB: 0 P: 16	R: 0 E: 0 K: 2 S: 9	H: 0 LOB: 0 BB: 0 P: 14	R: 0 E: 0 K: 0 S: 7	H: 0 LOB: 0 BB: 0 P: 8	R: 1 E: 0 K: 1 S: 8	H: 3 LOB: 1 BB: 0 P: 13	R: 0 E: 0 K: 0 S: 12	H: 2 LOB: 2 BB: 0 P: 16	R: 1 E: 0 K: 1 S: 11	H: 2 LOB: 1 BB: 0 P: 13	R: 1 E: 0 K: 1 S: 18	H: 2 LOB: 1 BB: 0 P: 23	1B: 9 2B: 0 3B: 1 HR: 0	SF: 0 SAC: 0 DP: 0 HBP: 0	WP: 0 PB: 0 SB: 0 CS: 0	PA: 33	
PITCHER	IP WLS BF H R ER SO BB IBB HBP BLK WP HR S P ERA WHIP	IP WLS BF H R ER SO BB IBB HBP BLK WP HR S P ERA WHIP	IP WLS BF H R ER SO BB IBB HBP BLK WP HR S P ERA WHIP	IP WLS BF H R ER SO BB IBB HBP BLK WP HR S P ERA WHIP	IP WLS BF H R ER SO BB IBB HBP BLK WP HR S P ERA WHIP	IP WLS BF H R ER SO BB IBB HBP BLK WP HR S P ERA WHIP	IP WLS BF H R ER SO BB IBB HBP BLK WP HR S P ERA WHIP	IP WLS BF H R ER SO BB IBB HBP BLK WP HR S P ERA WHIP	IP WLS BF H R ER SO BB IBB HBP BLK WP HR S P ERA WHIP	IP WLS BF H R ER SO BB IBB HBP BLK WP HR S P ERA WHIP	IP WLS BF H R ER SO BB IBB HBP BLK WP HR S P ERA WHIP	IP WLS BF H R ER SO BB IBB HBP BLK WP HR S P ERA WHIP	IP WLS BF H R ER SO BB IBB HBP BLK WP HR S P ERA WHIP	IP WLS BF H R ER SO BB IBB HBP BLK WP HR S P ERA WHIP	IP WLS BF H R ER SO BB IBB HBP BLK WP HR S P ERA WHIP	IP WLS BF H R ER SO BB IBB HBP BLK WP HR S P ERA WHIP	IP WLS BF H R ER SO BB IBB HBP BLK WP HR S P ERA WHIP	IP WLS BF H R ER SO BB IBB HBP BLK WP HR S P ERA WHIP	IP WLS BF H R ER SO BB IBB HBP BLK WP HR S P ERA WHIP	IP WLS BF H R ER SO BB IBB HBP BLK WP HR S P ERA WHIP	IP WLS BF H R ER SO BB IBB HBP BLK WP HR S P ERA WHIP

Cincinnati Reds @ Pittsburgh Pirates
 PNC Park, Pittsburgh, PA
 Tue Aug 28 2007, 5:10 PM EDT
 Att: 17,669 - Clear - 80 F

AB 33
 R 3
 H 10
 RBI 3
 BB 0
 SO 8
 LOB 13



Batter	1	2	3	4	5	6	7	8	9	AB	R	H	RBI	BB	SO	LOB	TOP				
Josh Hamilton, L (1,8) OBP: 0.360, SLG: 0.535										5	0	1	0	0	2	2	Cincinnati Reds @ St. Louis Cardinals Busch Stadium, St. Louis, MO Sat Sep 01 2007, 6:15 PM CDT Att: 42,356 - Clear - 85 F				
27 Jeff Keppinger, R (1,5) OBP: 0.426, SLG: 0.536										4	1	1	0	1	0	1					
Ken Griffey Jr., L (1,9) OBP: 0.393, SLG: 0.528										4	0	2	0	0	1	0					
Jason Ellison, R (8,9) OBP: 0.242, SLG: 0.234										1	0	0	0	0	0	1					
4 Brandon Phillips, R (1,4) OBP: 0.330, SLG: 0.491										4	0	0	0	1	0	2					
Adam Dunn, L (1,7) OBP: 0.381, SLG: 0.557										3	2	2	1	1	0	0					
2 Alex Gonzalez, R (1,6) OBP: 0.322, SLG: 0.473										4	0	1	0	0	0	4					
Scott Hatteberg, L (1,3) OBP: 0.392, SLG: 0.470										3	0	1	1	0	0	5					
26 David Ross, R (1,2) OBP: 0.264, SLG: 0.396										4	0	1	1	0	1	2					
Phil Dumtrait, R (1,1) 58 Marcus McBeth, R (6,PH) Jorge Cantu, R (6,PH) Mike Gosling, L (6,1) 30 Norris Hopper, R (8,PH) 40 Jon Coutangus, L (8,1)										2	0	0	0	0	0	2					
Inning Stats	R: 0 E: 0 K: 2 S: 8	H: 0 LOB: 0 BB: 0 P: 10	R: 1 E: 1 K: 0 S: 15	H: 2 LOB: 2 BB: 0 P: 24	R: 1 E: 0 K: 0 S: 17	H: 2 LOB: 3 BB: 2 P: 33	R: 0 E: 0 K: 0 S: 13	H: 1 LOB: 1 BB: 0 P: 19	R: 0 E: 0 K: 2 S: 12	H: 1 LOB: 2 BB: 0 P: 23	R: 0 E: 0 K: 0 S: 9	H: 1 LOB: 0 BB: 0 P: 15	R: 1 E: 0 K: 0 S: 14	H: 1 LOB: 1 BB: 0 P: 24	R: 0 E: 0 K: 0 S: 8	H: 1 LOB: 1 BB: 0 P: 12	1B: 6 2B: 3 3B: 0 HR: 0	SF: 1 SAC: 0 DP: 1 HBP: 0	WP: 1 PB: 0 SB: 0 CS: 0	PA: 40	
PITCHER	IP: 5.2 WLS: W BF: 27 ERA: 3.78	WLS: H BF: 1 ERA: 4.02	H: 6 R: 2 ER: 1 SO: 3	R: 2 ER: 1 SO: 3	BB: 3 IBB: 0 HBP: 0 BLK: 0	BB: 0 IBB: 0 HBP: 0 BLK: 0	WP: 0 HR: 0 S: 66 P: 110	HR: 0 S: 3 P: 15	ERA: 1.59 WHIP: 1.588	WHIP: 0.000	PITCHER	IP: 1.0 WLS: W BF: 4 ERA: 9.42	WLS: H BF: 1 ERA: 9.42	H: 1 R: 0 ER: 0 SO: 0	BB: 0 IBB: 0 HBP: 0 BLK: 0	WP: 0 HR: 0 S: 8 P: 12	ERA: 0.00 WHIP: 1.000				

Batter	1	2	3	4	5	6	7	8	9	AB	R	H	RBI	BB	SO	LOB	BOTTOM				
David Eckstein, R (1,6) OBP: 0.333, SLG: 0.338										5	1	0	0	0	0	4	Cincinnati Reds @ St. Louis Cardinals Busch Stadium, St. Louis, MO Sat Sep 01 2007, 6:15 PM CDT Att: 42,356 - Clear - 85 F				
24 Rick Ankiel, L (1,9) OBP: 0.389, SLG: 0.646										4	2	3	3	0	0	0					
5 Albert Pujols, R (1,3) OBP: 0.419, SLG: 0.556										3	1	1	0	2	0	2					
Troy Percival, R (9,1) 56 Kelvin Jimenez, R (9,1)										0	0	0	0	0	0	0					
47 Ryan Ludwick, R (1,7) OBP: 0.301, SLG: 0.466										4	2	0	1	1	2	4					
Jim Edmonds, L (1,8) OBP: 0.326, SLG: 0.397										4	1	2	3	0	1	0					
36 Russ Springer, R (7,1) Andy Cavazos, R (8,1) Gary Bennett, R (8,PH) (9,2)										0	0	0	0	0	0	0					
4 Yadier Molina, R (1,2) OBP: 0.358, SLG: 0.386										4	1	3	3	0	0	1					
16 Chris Duncan, L (8,PH) (9,3)										1	0	0	0	0	0	0					
Miguel Cairo, R (1,4) OBP: 0.308, SLG: 0.312										2	0	0	0	0	0	2					
19 Tyler Johnson, S (6,1) So Taguchi, R (6,PH) (7,8)										0	0	0	0	0	0	0					
50 Adam Wainwright, R (1,1) OBP: 0.321, SLG: 0.400										1	0	0	0	0	0	1					
Aaron Miles, S (6,4) OBP: 0.339, SLG: 0.363										2	1	1	0	0	0	0					
13 Brendan Ryan, R (1,5) OBP: 0.389, SLG: 0.487										4	2	3	0	0	0	1					
Inning Stats	R: 0 E: 0 K: 1 S: 17	H: 1 LOB: 1 BB: 0 P: 22	R: 1 E: 0 K: 1 S: 14	H: 1 LOB: 1 BB: 0 P: 24	R: 0 E: 1 K: 0 S: 7	H: 1 LOB: 1 BB: 0 P: 10	R: 0 E: 0 K: 0 S: 14	H: 1 LOB: 1 BB: 0 P: 20	R: 4 E: 0 K: 0 S: 21	H: 4 LOB: 1 BB: 1 P: 35	R: 5 E: 1 K: 0 S: 17	H: 3 LOB: 1 BB: 2 P: 34	R: 1 E: 0 K: 0 S: 9	H: 2 LOB: 1 BB: 0 P: 11	R: 0 E: 0 K: 1 S: 9	H: 0 LOB: 0 BB: 0 P: 14	1B: 9 2B: 3 3B: 0 HR: 1	SF: 1 SAC: 1 DP: 0 HBP: 1	WP: 1 PB: 1 SB: 0 CS: 0	PA: 42	
PITCHER	IP: 4.2 WLS: L BF: 23 ERA: 13.0	WLS: L BF: 2 ERA: 7.36	H: 7 R: 5 ER: 0 SO: 0	R: 5 ER: 0 SO: 0	BB: 1 IBB: 0 HBP: 0 BLK: 0	BB: 0 IBB: 0 HBP: 0 BLK: 0	WP: 1 HR: 0 S: 66 P: 98	HR: 7 S: 13 P: 45	ERA: 9.64 WHIP: 3.000	WHIP: 0.000	PITCHER	IP: 1.0 WLS: W BF: 4 ERA: 4.94	WLS: H BF: 1 ERA: 4.94	H: 1 R: 0 ER: 0 SO: 0	BB: 0 IBB: 0 HBP: 0 BLK: 0	WP: 0 HR: 0 S: 8 P: 12	ERA: 0.00 WHIP: 1.000				

Batter	1	2	3	4	5	6	7	8	9	AB	R	H	RBI	BB	SO	LOB	TOP					
7 José Reyes, S OBP: 0.365, SLG: 0.431	L8	E5			G3	P6		P5		5	0	0	0	0	0	2	New York Mets @ Cincinnati Reds Great American Ball Park, Cincinnati, OH Tue Sep 04 2007, 7:10 PM EDT Att: 20,655 - Clear - 93 F					
Ruben Gelay, S OBP: 0.374, SLG: 0.457		CS	G5-3			15 WP 15 HR		15 BB		2	1	1	0	3	0	0						
5 David Wright, R OBP: 0.409, SLG: 0.537	F8		G6-3			L9	F8	F8		5	0	0	0	0	0	5						
15 Carlos Beltrán, S OBP: 0.363, SLG: 0.535	L7		F8			L9	P2			4	1	1	2	1	0	2						
21 Carlos Delgado, L OBP: 0.329, SLG: 0.445 Aaron Heilman, R Scott Schoeneweis, L		1B HR			G4-6-3	1B		K		5	2	3	0	0	1	4						
18 Moises Alou, R OBP: 0.388, SLG: 0.511 Andy Chavez, L		L6			P4			K		4	1	2	0	0	0	2						
Shawn Green, L OBP: 0.329, SLG: 0.411		HR			G4-6-3			1B		5	3	3	2	0	0	1						
Paul Lo Duca, R OBP: 0.313, SLG: 0.365		HR			P6			G4-3		5	2	3	7	0	0	0						
Oliver Pérez, L Lasting: 9.165, SLG: 0.190 59 Guillermo Mota, R 25 Pedro Feliciano, L 9 Marlon Anderson, L		G6-3			P6	FC5-4-6		15 BB PB		2	0	0	0	0	0	0						
Inning Stats	R: 0 E: 0 K: 0 S: 6	H: 0 LOB: 1 BB: 1 P: 14	R: 3 E: 1 K: 0 S: 19	H: 3 LOB: 0 BB: 0 P: 30	R: 0 E: 0 K: 0 S: 10	H: 0 LOB: 0 BB: 0 P: 14	R: 0 E: 0 K: 0 S: 8	H: 1 LOB: 0 BB: 0 P: 16	R: 0 E: 0 K: 0 S: 11	H: 0 LOB: 0 BB: 0 P: 15	R: 5 E: 0 K: 0 S: 22	H: 6 LOB: 1 BB: 1 P: 32	R: 0 E: 0 K: 0 S: 7	H: 0 LOB: 1 BB: 1 P: 12	R: 3 E: 0 K: 1 S: 24	H: 3 LOB: 3 BB: 3 P: 43		R: 0 E: 0 K: 1 S: 11	H: 0 LOB: 0 BB: 0 P: 15	1B: 9 2B: 1 3B: 0 HR: 3	SF: 0 SAC: 0 DP: 1 HBP: 0	WP: 1 PB: 1 SB: 1 CS: 1
PITCHER	IP	WLS	BF	H	R	ER	SO	BB	IBB	HBP	BLK	WP	HR	S	P	ERA	WHIP					
31 Matt Belisle, R ERA: 5.44	5.1		22	6	5	5	0	1	0	0	0	1	2	59	97	8.44	1.312					
45 Bill Bray, L ERA: 4.52	0.0	L	3	3	2	2	0	0	0	0	0	0	0	7	10	∞	∞					
38 Gary Majewski, R ERA: 8.68	0.2		3	1	1	0	0	0	0	0	0	0	0	10	14	13.50	1.500					
Eddie Guardado, L ERA: 12.91	1.0		4	0	0	0	0	1	0	0	0	0	0	7	12	0.00	1.000					
56 Todd Coffey, R ERA: 6.65	0.0		4	3	3	3	0	1	0	0	0	0	1	11	19	∞	∞					

New York Mets @ Cincinnati Reds
Great American Ball Park, Cincinnati, OH
Tue Sep 04 2007, 7:10 PM EDT
Att: 20,655 - Clear - 93 F

AB 39
R 11
H 13
RBI 11
BB 5
SO 2
LOB 17



Batter	1	2	3	4	5	6	7	8	9	AB	R	H	RBI	BB	SO	LOB	BOTTOM					
30 Norris Hopper, R OBP: 0.363, SLG: 0.391	B2				K			L4		5	1	2	1	0	1	0	New York Mets @ Cincinnati Reds Great American Ball Park, Cincinnati, OH Tue Sep 04 2007, 7:10 PM EDT Att: 20,655 - Clear - 93 F					
27 Jeff Keppinger, R OBP: 0.421, SLG: 0.531	P4		F8		SF9	F8		K		5	1	1	1	0	1	2						
Ken Griffey Jr., L OBP: 0.390, SLG: 0.521	G4-3				SF9			G3		3	2	1	1	1	0	0						
4 Brandon Phillips, R OBP: 0.332, SLG: 0.494	F9				1B			HR		4	2	3	1	1	0	0						
Adam Dunn, L OBP: 0.381, SLG: 0.551	K				1B			G3-1		4	0	2	2	1	1	0						
Jorge Cantu, R OBP: 0.333, SLG: 0.321	F9				SF7			G5-3		3	0	0	1	1	0	2						
2 Alex Gonzalez, R OBP: 0.326, SLG: 0.473					F9	G1-3				2	1	0	0	2	0	4						
26 David Ross, R OBP: 0.260, SLG: 0.389 Javier Valentín, S					F9	P6		G5-3		3	0	0	0	0	0	2						
31 Matt Belisle, R ERA: 5.44 45 Bill Bray, L ERA: 4.52 38 Gary Majewski, R ERA: 8.68 Eddie Guardado, L ERA: 12.91 56 Todd Coffey, R ERA: 6.65					SH1-4			K		1	0	0	0	0	0	0						
Inning Stats	R: 0 E: 0 K: 0 S: 6	H: 0 LOB: 0 BB: 0 P: 10	R: 0 E: 0 K: 1 S: 6	H: 0 LOB: 0 BB: 0 P: 8	R: 1 E: 0 K: 0 S: 8	H: 1 LOB: 1 BB: 1 P: 13	R: 2 E: 0 K: 0 S: 15	H: 2 LOB: 1 BB: 1 P: 26	R: 2 E: 0 K: 1 S: 17	H: 1 LOB: 3 BB: 3 P: 33	R: 0 E: 0 K: 1 S: 9	H: 1 LOB: 1 BB: 0 P: 14	R: 1 E: 0 K: 0 S: 15	H: 3 LOB: 2 BB: 1 P: 25	R: 0 E: 0 K: 2 S: 11	H: 0 LOB: 0 BB: 0 P: 14		R: 1 E: 0 K: 0 S: 6	H: 1 LOB: 0 BB: 0 P: 10	1B: 6 2B: 2 3B: 0 HR: 1	SF: 2 SAC: 1 DP: 1 HBP: 0	WP: 0 PB: 0 SB: 2 CS: 0
PITCHER	IP	WLS	BF	H	R	ER	SO	BB	IBB	HBP	BLK	WP	HR	S	P	ERA	WHIP					
Oliver Pérez, L ERA: 3.46	5.0		25	4	5	3	0	5	0	0	0	0	0	52	90	5.40	1.800					
59 Guillermo Mota, R ERA: 5.88	1.0	H	4	1	0	0	1	0	0	0	0	0	0	9	14	0.00	1.000					
25 Pedro Feliciano, L ERA: 2.95	1.0	H	6	3	1	1	0	1	0	0	0	0	0	15	25	9.00	4.000					
Aaron Heilman, R ERA: 3.2	1.0		3	0	0	0	2	0	0	0	0	0	0	11	14	0.00	0.000					
Scott Schoeneweis, L ERA: 5.08	1.0		4	1	1	1	0	0	0	0	0	0	1	6	10	9.00	1.000					

New York Mets @ Cincinnati Reds
Great American Ball Park, Cincinnati, OH
Tue Sep 04 2007, 7:10 PM EDT
Att: 20,655 - Clear - 93 F

AB 33
R 7
H 9
RBI 7
BB 6
SO 5
LOB 12



Batter	1	2	3	4	5	6	7	8	9	AB	R	H	RBI	BB	SO	LOB	TOP								
23 Rickie Weeks Jr. R OBP: 0.367, SLG: 0.584																									
Gabe Gross L OBP: 0.353, SLG: 0.473 52 Mel Stocker, S																									
8 Ryan Braun R OBP: 0.371, SLG: 0.634 Francisco Cordero, R																									
28 Prince Fielder L OBP: 0.327, SLG: 0.615																									
2 Bill Hall R OBP: 0.323, SLG: 0.442																									
Geoff Jenkins L OBP: 0.329, SLG: 0.497																									
Damian Miller R Johnny Estrada, S Derrick Turnbow, R																									
7 J.J. Hardy R OBP: 0.322, SLG: 0.459																									
Craig Counsell L OBP: 0.330, SLG: 0.326																									
37 Jeff Suppan R OBP: 0.179, SLG: 0.132 1 Corey Hart, R Ray King, L Scott Linebrink, R 11 Mike Rivera, R																									
Inning Stats	R: 0 E: 0 K: 1 S: 7	H: 0 LOB: 0 BB: 0 P: 11	R: 0 E: 0 K: 1 S: 8	H: 0 LOB: 0 BB: 0 P: 12	R: 0 E: 0 K: 1 S: 14	H: 1 LOB: 1 BB: 0 P: 22	R: 0 E: 0 K: 2 S: 17	H: 1 LOB: 3 BB: 2 P: 28	R: 1 E: 0 K: 0 S: 9	H: 2 LOB: 1 BB: 0 P: 13	R: 1 E: 0 K: 2 S: 13	H: 1 LOB: 1 BB: 0 P: 15	R: 0 E: 0 K: 0 S: 8	H: 2 LOB: 1 BB: 0 P: 12	R: 1 E: 0 K: 1 S: 11	H: 1 LOB: 1 BB: 1 P: 17	R: 1 E: 0 K: 1 S: 13	H: 2 LOB: 2 BB: 1 P: 23	1B: 6 2B: 2 3B: 1 HR: 1	SF: 1 SAC: 1 DP: 1 HBP: 0	WP: 0 PB: 0 SB: 0 CS: 0	PA: 40			
PITCHER	IP	WLS	BF	H	R	ER	SO	BB	IBB	HBP	BLK	WP	HR	S	P	ERA	WHIP								
39 Aaron Harang, R ERA: 3.64	7.0		29	7	2	2	7	2	0	0	0	0	1	76	113	2.57	1.286								
51 Jared Burton, R ERA: 2.75	1.0	B	5	1	1	1	1	1	0	0	0	0	0	11	17	9.00	2.000								
25 David Weathers, R ERA: 3.49	1.0	L	6	2	1	1	1	1	0	0	0	0	0	13	23	9.00	3.000								

Milwaukee Brewers @ Cincinnati Reds
Great American Ball Park, Cincinnati, OH

AB 34
R 4
H 10
RBI 4
BB 4
SO 9
LOB 19



WP: 0 PA: 40
PB: 0
SB: 0
CS: 0

Sat Sep 08 2007, 7:10 PM EDT
Att: 22,758 - Drizzlie - 75 F

Batter	1	2	3	4	5	6	7	8	9	AB	R	H	RBI	BB	SO	LOB	BOTTOM								
30 Norris Hopper R OBP: 0.362, SLG: 0.389																									
2 Alex Gonzalez R OBP: 0.328, SLG: 0.474 27 Jeff Keppinger, R																									
Ken Griffey Jr., L OBP: 0.387, SLG: 0.522																									
4 Brandon Phillips R OBP: 0.332, SLG: 0.495																									
Adam Dunn L OBP: 0.384, SLG: 0.548																									
28 Edwin Encarnación R OBP: 0.351, SLG: 0.416																									
19 Joey Votto L OBP: 0.593, SLG: 1.200																									
26 David Ross R OBP: 0.257, SLG: 0.385																									
39 Aaron Harang R OBP: 0.134, SLG: 0.125 Jorge Cantu, R 51 Jared Burton, R 25 David Weathers, R																									
Inning Stats	R: 0 E: 0 K: 0 S: 6	H: 0 LOB: 0 BB: 0 P: 11	R: 3 E: 0 K: 1 S: 11	H: 2 LOB: 1 BB: 1 P: 20	R: 0 E: 0 K: 0 S: 4	H: 0 LOB: 0 BB: 0 P: 7	R: 0 E: 0 K: 1 S: 7	H: 0 LOB: 0 BB: 0 P: 12	R: 0 E: 0 K: 1 S: 8	H: 0 LOB: 0 BB: 0 P: 12	R: 0 E: 0 K: 1 S: 13	H: 1 LOB: 1 BB: 0 P: 20	R: 0 E: 0 K: 1 S: 13	H: 1 LOB: 2 BB: 1 P: 21	R: 0 E: 0 K: 1 S: 6	H: 0 LOB: 0 BB: 0 P: 8	R: 0 E: 0 K: 1 S: 8	H: 0 LOB: 0 BB: 0 P: 11	1B: 3 2B: 0 3B: 0 HR: 1	SF: 0 SAC: 0 DP: 0 HBP: 0	WP: 0 PB: 0 SB: 1 CS: 0	PA: 33			
PITCHER	IP	WLS	BF	H	R	ER	SO	BB	IBB	HBP	BLK	WP	HR	S	P	ERA	WHIP								
37 Jeff Suppan, R ERA: 4.74 Ray King, L Scott Linebrink, R Derrick Turnbow, R Francisco Cordero, R	6.0		22	3	3	3	4	1	0	0	0	0	0	49	82	4.50	0.667								
7.1	0.1		3	1	0	0	0	1	0	0	0	0	0	7	11	0.00	6.000								
7.1	0.2		2	0	0	0	1	0	0	0	0	0	0	6	10	0.00	0.000								
8.1	1.0	W	3	0	0	0	1	0	0	0	0	0	0	6	8	0.00	0.000								
9.1	1.0	S	3	0	0	0	1	0	0	0	0	0	0	8	11	0.00	0.000								

Milwaukee Brewers @ Cincinnati Reds
Great American Ball Park, Cincinnati, OH

AB 31
R 3
H 4
RBI 3
BB 2
SO 7
LOB 9



WP: 0 PA: 33
PB: 0
SB: 1
CS: 0

Sat Sep 08 2007, 7:10 PM EDT
Att: 22,758 - Drizzlie - 75 F

Batter	1	2	3	4	5	6	7	8	9	AB	R	H	RBI	BB	SO	LOB	TOP					
David Eckstein, R (1,6) OBP: 0.349, SLG: 0.366										3	1	2	1	1	0	0	St. Louis Cardinals @ Cincinnati Reds Great American Ball Park, Cincinnati, OH Tue Sep 11 2007, 7:10 PM EDT Att: 14,027 - Clear - 76 F					
24 Rick Ankiel, L (1,9) OBP: 0.351, SLG: 0.636										4	0	0	0	0	1	2						
5 Albert Pujols, R (1,3) OBP: 0.424, SLG: 0.562										3	0	1	0	1	0	0						
Jim Edmonds, L (1,8) OBP: 0.315, SLG: 0.395										4	0	0	0	0	2	2						
47 Ryan Ludwick, R (1,7) OBP: 0.318, SLG: 0.479										4	1	2	1	0	1	0						
4 Yadier Molina, R (1,2) OBP: 0.350, SLG: 0.376										4	0	3	0	0	0	1						
Aaron Miles, S (1,4) OBP: 0.339, SLG: 0.372										4	0	0	0	0	1	4						
30 Mark Mulder, L (1,1) OBP: 0.500, SLG: 0.500										1	0	0	0	0	1	1						
62 Brian Barden, R (5,PH) OBP: 0.176, SLG: 0.188										1	0	0	0	0	0	0						
Troy Percival, R (5,1) Miguel Cairo, R (7,PH) OBP: 0.289, SLG: 0.306										0	0	0	0	0	0	0						
13 Brendan Ryan, R (1,5) OBP: 0.375, SLG: 0.450										3	0	0	0	0	0	1						
19 Tyler Johnson, S (7,1) 44 Jason Istringhausen, R (8,1)										0	0	0	0	0	0	0						
										0	0	0	0	0	0	0						
Inning Stats	R: 1 E: 0 K: 1 S: 10	H: 1 LOB: 0 BB: 1 P: 16	R: 0 E: 1 K: 1 S: 8	H: 1 LOB: 1 BB: 0 P: 14	R: 0 E: 0 K: 0 S: 7	H: 1 LOB: 1 BB: 0 P: 11	R: 1 E: 0 K: 0 S: 12	H: 2 LOB: 0 BB: 0 P: 18	R: 0 E: 0 K: 0 S: 11	H: 0 LOB: 1 BB: 1 P: 18	R: 0 E: 0 K: 2 S: 9	H: 0 LOB: 0 BB: 0 P: 13	R: 0 E: 0 K: 1 S: 9	H: 1 LOB: 1 BB: 0 P: 13	R: 0 E: 0 K: 1 S: 13	H: 1 LOB: 1 BB: 0 P: 19	R: 0 E: 0 K: 0 S: 14	H: 1 LOB: 1 BB: 0 P: 21	1B: 5 2B: 1 3B: 0 HR: 2	SF: 0 SAC: 0 DP: 1 HBP: 0	WP: 0 PB: 0 SB: 0 CS: 0	PA: 35
PITCHER	IP WLS BF H R ER SO BB IBB HBP BLK WP HR S P ERA WHIP																					
31 Matt Belisle, R (1,1) ERA: 5.31	7.0 W 27 6 2 2 5 2 0 0 0 0 2 66 103 2.57 1.143																					
51 Jared Burton, R (8,1) ERA: 2.99	1.0 4 1 0 0 1 0 0 0 0 0 0 13 19 0.00 1.000																					
25 David Weathers, R (9,1) ERA: 3.44	1.0 4 1 0 0 0 0 0 0 0 0 0 14 21 0.00 1.000																					

AB	33
R	2
H	8
RBI	2
BB	2
SO	6
LOB	13



Batter	1	2	3	4	5	6	7	8	9	AB	R	H	RBI	BB	SO	LOB	BOTTOM			
27 Jeff Keppinger, R (1,6) OBP: 0.407, SLG: 0.509										4	0	0	0	0	0	1	St. Louis Cardinals @ Cincinnati Reds Great American Ball Park, Cincinnati, OH Tue Sep 11 2007, 7:10 PM EDT Att: 14,027 - Clear - 76 F			
Jorge Cantu, R (1,3) OBP: 0.385, SLG: 0.346										1	1	1	0	2	0	0				
Ken Griffey Jr., L (1,9) OBP: 0.384, SLG: 0.519										4	1	1	0	0	0	3				
4 Brandon Phillips, R (1,4) OBP: 0.332, SLG: 0.491										3	1	0	0	1	0	1				
Adam Dunn, L (1,7) OBP: 0.384, SLG: 0.556										3	2	2	5	1	0	0				
Buck Coats, L (8,7)										0	0	0	0	0	0	0				
28 Edwin Encarnación, R (1,5) OBP: 0.351, SLG: 0.420										3	1	1	0	1	1	2				
Josh Hamilton, L (1,8) OBP: 0.371, SLG: 0.559										4	1	1	0	0	2	1				
26 David Ross, R (1,2) OBP: 0.257, SLG: 0.383										4	0	1	0	0	1	2				
31 Matt Belisle, R (1,1) OBP: 0.128, SLG: 0.091										3	0	0	0	0	2	2				
51 Jared Burton, R (8,1) 19 Joey Votto, L (6,PH) OBP: 0.529, SLG: 1.000										0	0	0	0	0	0	0				
25 David Weathers, R (9,1) ERA: 1.74										0	0	0	0	0	0	0				
Inning Stats	R: 0 E: 0 K: 0 S: 7	H: 3 LOB: 2 BB: 0 P: 23	R: 1 E: 1 K: 2 S: 18	H: 3 LOB: 0 BB: 0 P: 23	R: 6 E: 1 K: 0 S: 19	H: 3 LOB: 1 BB: 3 P: 36	R: 0 E: 0 K: 0 S: 8	H: 0 LOB: 0 BB: 0 P: 10	R: 0 E: 0 K: 1 S: 8	H: 0 LOB: 0 BB: 0 P: 12	R: 0 E: 0 K: 2 S: 8	H: 0 LOB: 0 BB: 0 P: 10	R: 0 E: 0 K: 0 S: 18	H: 0 LOB: 2 BB: 2 P: 29	R: 0 E: 0 K: 2 S: 10	H: 0 LOB: 0 BB: 0 P: 13	1B: 4 2B: 1 3B: 0 HR: 2	SF: 0 SAC: 0 DP: 2 HBP: 1	WP: 0 PB: 0 SB: 0 CS: 0	PA: 36
PITCHER	IP WLS BF H R ER SO BB IBB HBP BLK WP HR S P ERA WHIP																			
30 Mark Mulder, L (1,1) ERA: 12.39	4.0 L 22 7 7 5 2 3 0 0 0 0 0 2 52 79 11.25 2.500																			
Troy Percival, R (5,1) ERA: 2.18	2.0 6 0 0 0 3 0 0 0 0 0 0 16 22 0.00 0.000																			
19 Tyler Johnson, L (7,1) ERA: 3.67	1.0 5 0 0 0 0 2 0 0 0 0 0 0 18 29 0.00 2.000																			
44 Jason Istringhausen, R (8,1) ERA: 1.74	1.0 3 0 0 0 2 0 0 0 0 0 0 10 13 0.00 0.000																			

AB	30
R	7
H	7
RBI	5
BB	5
SO	7
LOB	12



Batter	1	2	3	4	5	6	7	8	9	AB	R	H	RBI	BB	SO	LOB	TOP						
David Eckstein, R (1,6) OBP: 0.348, SLG: 0.364 37 Todd Wellemeyer, R (7, 1) OBP: 0.091, SLG: 0.091										3	0	0	0	0	0	4							
24 Rick Ankiel, L (1,9) OBP: 0.348, SLG: 0.621										4	1	1	0	0	1	1							
5 Albert Pujols, R (1,3) OBP: 0.421, SLG: 0.557										4	0	0	0	0	0	2							
Jim Edmonds, L (1,8) OBP: 0.319, SLG: 0.399										4	0	3	0	0	0	0							
47 Ryan Ludwick, R (1,7) OBP: 0.317, SLG: 0.476										4	0	1	1	0	1	3							
4 Yadier Molina, R (1,2) OBP: 0.348, SLG: 0.378											4	0	1	0	0	2							
Russell Branyan, L (1,5) OBP: 0.307, SLG: 0.434										4	0	1	0	0	2	0							
23 Anthony Reyes, R (1,1) 19 Tyler Johnson, S (4, 1) 13 Brendan Ryan, R (5, PH) 55 Skip Schumaker, L (9, PH)										1	0	0	0	0	1	2							
Aaron Miles, S (1,4) 34 Randy Flores, L (5, 1) 36 Russ Springer, R (6, 1) Miguel Cairo, R (7, PH)										2	0	0	0	0	1	2							
Inning Stats	R: 0 E: 0 K: 1 S: 12	H: 1 LOB: 2 BB: 0 P: 22	R: 0 E: 0 K: 2 S: 11	H: 2 LOB: 2 BB: 0 P: 13	R: 0 E: 0 K: 0 S: 6	H: 0 LOB: 0 BB: 0 P: 11	R: 0 E: 0 K: 1 S: 8	H: 0 LOB: 0 BB: 0 P: 15	R: 0 E: 0 K: 1 S: 7	H: 0 LOB: 1 BB: 0 P: 14	R: 1 E: 0 K: 0 S: 12	H: 3 LOB: 1 BB: 0 P: 17	R: 0 E: 0 K: 1 S: 12	H: 2 LOB: 1 BB: 0 P: 16	R: 0 E: 0 K: 1 S: 13	H: 1 LOB: 1 BB: 0 P: 21	R: 0 E: 0 K: 0 S: 4	H: 0 LOB: 0 BB: 0 P: 5	1B: 8 2B: 1 3B: 0 HR: 0	SF: 0 SAC: 0 DP: 2 HBP: 1	WP: 0 PB: 0 SB: 0 CS: 0	PA: 35	
PITCHER	IP WLS BF H R ER SO BB IBB HBP BLK WP HR S P ERA WHIP	6.0 W 24 6 1 1 5 0 0 1 0 0 0 56 92 1.50 1.000	0.1 2 1 0 0 1 0 0 0 0 0 0 6 9 0.00 3.000	0.2 2 1 0 0 0 0 0 0 0 0 0 6 7 0.00 1.500	1.0 4 1 0 0 1 0 0 0 1 0 0 13 21 0.00 1.000	1.0 3 0 0 0 0 0 0 0 0 0 0 4 5 0.00 0.000																	

St. Louis Cardinals @ Cincinnati Reds
Great American Ball Park, Cincinnati, OH
Wed Sep 12, 2007, 7:10 PM EDT
Att: 16,167 - Clear - 78 F

AB 34
R 1
H 9
RBI 1
BB 0
SO 7
LOB 16



Batter	1	2	3	4	5	6	7	8	9	AB	R	H	RBI	BB	SO	LOB	BOTTOM						
Josh Hamilton, L (1,8) OBP: 0.368, SLG: 0.554 30 Norris Hopper, R (6,8) OBP: 0.362, SLG: 0.385										3	0	0	0	0	0	2							
2 Alex Gonzalez, R (1,6) OBP: 0.326, SLG: 0.472 27 Jeff Keppinger, R (4,6) OBP: 0.403, SLG: 0.503										2	0	0	0	0	0	2							
Ken Griffey Jr., L (1,9) OBP: 0.383, SLG: 0.517										4	0	1	0	0	0	0							
4 Brandon Phillips, R (1,4) OBP: 0.333, SLG: 0.497										4	2	2	1	0	1	1							
Adam Dunn, L (1,7) OBP: 0.384, SLG: 0.555 Jason Ellison, R (9,7) OBP: 0.235, SLG: 0.227										3	2	1	0	1	1	0							
28 Edwin Encarnación, R (1,5) OBP: 0.352, SLG: 0.428										4	1	2	3	0	1	0							
19 Joey Votto, L (1,3) OBP: 0.476, SLG: 0.833										3	0	0	0	1	2	2							
Javier Valentin, S (1,2) OBP: 0.325, SLG: 0.381										3	0	2	1	0	0	1							
61 Bronson Arroyo, R (1,1) ERA: 5.69 19 Tyler Johnson, L (4, 1) ERA: 3.6 34 Randy Flores, L (5, 1) ERA: 4.65 36 Russ Springer, R (6, 1) ERA: 2.34 37 Todd Wellemeyer, R (7, 1) ERA: 5.16	IP WLS BF H R ER SO BB IBB HBP BLK WP HR S P ERA WHIP	3.1 L 16 4 3 3 1 2 0 1 0 0 0 2 38 68 8.10 1.800	0.2 2 0 0 0 0 0 0 0 0 0 0 3 5 0.00 0.000	1.1 8 4 2 2 0 0 0 0 0 0 0 14 21 13.50 3.000	0.2 2 0 0 0 1 0 0 0 0 0 0 5 6 0.00 0.000	2.0 6 0 0 0 4 0 0 0 0 0 0 21 30 0.00 0.000																	
Inning Stats	R: 0 E: 0 K: 0 S: 11	H: 1 LOB: 1 BB: 0 P: 20	R: 0 E: 0 K: 1 S: 8	H: 0 LOB: 0 BB: 0 P: 11	R: 0 E: 0 K: 0 S: 8	H: 1 LOB: 1 BB: 0 P: 11	R: 3 E: 0 K: 0 S: 14	H: 2 LOB: 1 BB: 2 P: 31	R: 0 E: 0 K: 0 S: 6	H: 0 LOB: 0 BB: 0 P: 8	R: 2 E: 0 K: 1 S: 13	H: 4 LOB: 2 BB: 0 P: 19	R: 0 E: 0 K: 1 S: 11	H: 0 LOB: 0 BB: 0 P: 12	R: 0 E: 0 K: 3 S: 10	H: 0 LOB: 0 BB: 0 P: 18	1B: 6 2B: 0 3B: 0 HR: 2	SF: 0 SAC: 0 DP: 1 HBP: 1	WP: 0 PB: 0 SB: 1 CS: 0	PA: 34			
PITCHER	IP WLS BF H R ER SO BB IBB HBP BLK WP HR S P ERA WHIP	3.1 L 16 4 3 3 1 2 0 1 0 0 0 2 38 68 8.10 1.800	0.2 2 0 0 0 0 0 0 0 0 0 0 3 5 0.00 0.000	1.1 8 4 2 2 0 0 0 0 0 0 0 14 21 13.50 3.000	0.2 2 0 0 0 1 0 0 0 0 0 0 5 6 0.00 0.000	2.0 6 0 0 0 4 0 0 0 0 0 0 21 30 0.00 0.000																	

St. Louis Cardinals @ Cincinnati Reds
Great American Ball Park, Cincinnati, OH
Wed Sep 12, 2007, 7:10 PM EDT
Att: 16,167 - Clear - 78 F

AB 31
R 5
H 8
RBI 5
BB 2
SO 6
LOB 13



Batter	1	2	3	4	5	6	7	8	9	AB	R	H	RBI	BB	SO	LOB	TOP									
David Eckstein, R (1, 6) OBP: 0.350, SLG: 0.369			G5-3			SF9				3	1	2	1	0	0	0	St. Louis Cardinals @ Cincinnati Reds Great American Ball Park, Cincinnati, OH Thu Sep 13 2007, 12:35 PM EDT Att: 18,018 - Partly Cloudy - 75 F livebaseballscores.com AB 28 R 4 H 6 RBI 4 BB 2 SO 5 LOB 5									
Miguel Cairo, R (1, 5) OBP: 0.295, SLG: 0.307 36 Russ Springer, R (8, 1)	SH1-3			G6-3				F7		2	0	0	0	1	0	1										
5 Albert Pujols, R (1, 3) OBP: 0.420, SLG: 0.559	SF8			F9		SF9				2	1	1	2	0	0	0										
Jim Edmonds, L (1, 8) OBP: 0.319, SLG: 0.397	K			F7		CS				4	0	1	1	0	1	0										
47 Ryan Ludwick, R (1, 7) OBP: 0.313, SLG: 0.468	F7									4	0	0	0	0	1	1										
55 Skip Schumaker, L (1, 9) OBP: 0.338, SLG: 0.446 4 Yadier Molina, R (7, 2)	F7									3	0	1	0	0	1	0										
Kelly Stinnett, R (1, 2) OBP: 0.200, SLG: 0.296 24 Rick Ankiel, L (7, PH)	G6-3									2	0	0	0	0	1	0										
Kip Wells, R (1, 1) OBP: 0.333, SLG: 0.432 Andy Cavazos, R (5, 1)			L6							1	0	0	0	0	0	0										
Russell Branyan, L (6, PH) OBP: 0.291, SLG: 0.364 48 Brad Thompson, R (5, 1) Aaron Miles, S (8, PH) OBP: 0.336, SLG: 0.369										0	0	0	0	0	0	0										
13 Brendan Ryan, R (1, 4) OBP: 0.376, SLG: 0.455	F8									3	1	1	0	0	0	0										
Inning Stats	R: 1 H: 1 E: 0 K: 1 S: 10	H: 1 LOB: 0 BB: 0 P: 12	R: 0 H: 0 E: 0 K: 0 S: 7	H: 0 LOB: 0 BB: 0 P: 10	R: 0 H: 0 E: 0 K: 0 S: 5	H: 0 LOB: 0 BB: 0 P: 8	R: 0 H: 0 E: 0 K: 0 S: 5	H: 0 LOB: 0 BB: 0 P: 9	R: 0 H: 0 E: 0 K: 3 S: 9	H: 0 LOB: 0 BB: 0 P: 11	R: 2 H: 1 E: 0 K: 0 S: 12	H: 1 LOB: 0 BB: 2 P: 21	R: 0 H: 1 E: 0 K: 1 S: 13	H: 1 LOB: 1 BB: 0 P: 18	R: 0 H: 1 E: 0 K: 0 S: 11	H: 1 LOB: 1 BB: 0 P: 13		R: 1 H: 2 E: 0 K: 0 S: 10	H: 2 LOB: 1 BB: 0 P: 17	1B: 3 2B: 3 3B: 0 HR: 0	SF: 3 SAC: 1 DP: 0 HBP: 0	WP: 0 PB: 0 SB: 0 CS: 1	PA: 35			
PITCHER	IP	WLS	BF	H	R	ER	SO	BB	IBB	HBP	BLK	WP	HR	S	P	ERA		WHIP								
39 Aaron Harang, R (1, 1) ERA: 3.65	7.0	W	25	3	3	3	5	2	0	0	0	0	0	61	89	3.86		0.714								
51 Jared Burton, R (8, 1) ERA: 2.54	1.0	H	4	1	0	0	0	0	0	0	0	0	0	11	13	0.00	1.000									
25 David Weathers, R (9, 1) ERA: 3.47	1.0	S	5	2	1	1	0	0	0	0	0	0	0	10	17	9.00	2.000									

Batter	1	2	3	4	5	6	7	8	9	AB	R	H	RBI	BB	SO	LOB	BOTTOM									
30 Norris Hopper, R (1, 8) OBP: 0.370, SLG: 0.394	G4-6-3 27 BB							F9		5	0	4	0	0	0	0	St. Louis Cardinals @ Cincinnati Reds Great American Ball Park, Cincinnati, OH Thu Sep 13 2007, 12:35 PM EDT Att: 18,018 - Partly Cloudy - 75 F livebaseballscores.com AB 31 R 5 H 11 RBI 5 BB 6 SO 2 LOB 16									
27 Jeff Keppinger, R (1, 6) OBP: 0.398, SLG: 0.494	G4-6-3 BB		G5-4-3	SF9	G4-3			F8		3	0	0	1	1	0	2										
Ken Griffey Jr., L (1, 9) OBP: 0.382, SLG: 0.515	G4-6-3			FC3-6						4	0	1	0	0	0	4										
4 Brandon Phillips, R (1, 4) OBP: 0.336, SLG: 0.499	K									3	1	2	0	1	1	1										
Adam Dunn, L (1, 7) OBP: 0.384, SLG: 0.552 25 David Weathers, R (9, 1)	P4									3	0	0	0	1	0	2										
28 Edwin Encarnación, R (1, 5) OBP: 0.352, SLG: 0.425	F8									3	1	0	0	1	0	3										
19 Joey Volto, L (1, 3) OBP: 0.520, SLG: 0.864	E8									4	1	3	2	0	0	0										
26 David Ross, R (1, 2) OBP: 0.263, SLG: 0.394										2	2	1	2	2	0	0										
39 Aaron Harang, R (1, 1) OBP: 0.129, SLG: 0.119 51 Jared Burton, R (8, 1) Buck Coats, L (8, PH)	P4									3	0	0	0	0	1	4										
Inning Stats	R: 0 H: 1 E: 0 K: 1 S: 7	H: 1 LOB: 1 BB: 1 P: 15	R: 0 H: 1 E: 1 K: 0 S: 10	H: 1 LOB: 2 BB: 1 P: 18	R: 0 H: 2 E: 0 K: 0 S: 11	H: 2 LOB: 3 BB: 2 P: 24	R: 1 H: 2 E: 0 K: 0 S: 14	H: 2 LOB: 2 BB: 1 P: 23	R: 4 H: 4 E: 0 K: 1 S: 15	H: 4 LOB: 1 BB: 1 P: 28	R: 0 H: 1 E: 0 K: 0 S: 7	H: 1 LOB: 0 BB: 0 P: 8	R: 0 H: 0 E: 0 K: 0 S: 4	H: 0 LOB: 0 BB: 0 P: 5	R: 0 H: 0 E: 0 K: 0 S: 8	H: 0 LOB: 0 BB: 0 P: 12		1B: 8 2B: 2 3B: 0 HR: 1	SF: 1 SAC: 0 DP: 3 HBP: 0	WP: 0 PB: 0 SB: 0 CS: 0	PA: 38					
PITCHER	IP	WLS	BF	H	R	ER	SO	BB	IBB	HBP	BLK	WP	HR	S	P	ERA		WHIP								
Kip Wells, R (1, 1) ERA: 5.77	4.2	L	28	10	5	5	2	5	1	0	0	0	0	55	104	9.64		3.214								
Andy Cavazos, R (5, 1) ERA: 8.15	0.1		1	0	0	0	0	0	0	0	0	0	0	2	4	0.00		0.000								
48 Brad Thompson, R (6, 1) ERA: 5.05	2.0		6	1	0	0	0	0	0	0	0	0	0	11	13	0.00	0.500									
36 Russ Springer, R (8, 1) ERA: 2.3	1.0		3	0	0	0	0	0	0	0	0	0	0	8	12	0.00	0.000									

Batter	1	2	3	4	5	6	7	8	9	AB	R	H	RBI	BB	SO	LOB	TOP				
30 Norris Hopper, R (1,8) OBP: 0.375, SLG: 0.402	G3		1B		G1-3		2B	K		5	1	2	1	0	1	3	Cincinnati Reds @ Milwaukee Brewers Miller Park, Milwaukee, WI Sat Sep 15 2007, 6:05 PM CDT Att. 40,710 - Roof Closed - 67 F				
27 Jeff Keppinger, R (1,6) OBP: 0.393, SLG: 0.481	G5-3		G6-4-3		1B		G6-3		P6	5	0	1	0	0	0	2					
Ken Griffey Jr., L (1,9) OBP: 0.377, SLG: 0.507	G1-3		K		F8		P5		K	5	0	0	0	0	2	3					
4 Brandon Phillips, R (1,4)		G6-3			G5-3		F7		K	5	0	1	1	0	1	0					
Adam Dunn, L (1,7)		2B			2B		HBP		K	3	1	2	0	0	1	1					
28 Edwin Encarnación, R (1,5) OBP: 0.350, SLG: 0.422		1B			K		FC6		G6-3	4	0	1	0	0	1	2					
19 Joey Votto, L (1,3)		1B			F7		IBB		F7	3	0	1	1	1	0	1					
26 David Ross, R (1,2) OBP: 0.263, SLG: 0.390		F7			E5		G6-4-3		BB	3	0	0	0	1	0	5					
Jason Ellison, R (8, PR) OBP: 0.295, SLG: 0.227		F7			SH3-4		G6-4-3		BB	0	0	0	0	0	0	0					
Mike Gosling, L (8, 1)		F7			SH3-4		G6-4-3		BB	0	0	0	0	0	0	0					
Kirk Saarloos, R (5, 1) 40 Jon Coutangus, L (5, 1) 56 Todd Coffey, R (5, 1) 58 Marcus McBeth, R (5, 1) Buck Coats, L (7, PR) Mike Stanton, L (7, 1) Javier Valentin, S (8, PR) OBP: 0.328, SLG: 0.381		G6-3			SH3-4		BB		BB	1	0	0	0	0	0	2					
Inning Stats	R: 0 E: 0 K: 0 S: 5	H: 0 LOB: 0 BB: 0 P: 9	R: 1 E: 0 K: 0 S: 13	H: 3 LOB: 2 BB: 0 P: 17	R: 0 E: 0 K: 1 S: 6	H: 1 LOB: 1 BB: 0 P: 9	R: 0 E: 0 K: 1 S: 7	H: 1 LOB: 2 BB: 0 P: 15	R: 0 E: 1 K: 0 S: 11	H: 0 LOB: 1 BB: 1 P: 16	R: 2 E: 0 K: 1 S: 19	H: 2 LOB: 1 BB: 1 P: 30	R: 0 E: 0 K: 1 S: 9	H: 0 LOB: 2 BB: 2 P: 19	R: 0 E: 0 K: 2 S: 11	H: 0 LOB: 0 BB: 0 P: 16	1B: 5 2B: 3 3B: 0 HR: 0	SF: 0 SAC: 1 DP: 2 HBP: 1	WP: 0 PB: 0 SB: 0 CS: 0	PA: 40	
PITCHER	IP WLS BF H R ER SO BB IBB HBP BLK WP HR S P ERA WHIP	IP WLS BF H R ER SO BB IBB HBP BLK WP HR S P ERA WHIP	IP WLS BF H R ER SO BB IBB HBP BLK WP HR S P ERA WHIP	IP WLS BF H R ER SO BB IBB HBP BLK WP HR S P ERA WHIP	IP WLS BF H R ER SO BB IBB HBP BLK WP HR S P ERA WHIP	IP WLS BF H R ER SO BB IBB HBP BLK WP HR S P ERA WHIP	IP WLS BF H R ER SO BB IBB HBP BLK WP HR S P ERA WHIP	IP WLS BF H R ER SO BB IBB HBP BLK WP HR S P ERA WHIP	IP WLS BF H R ER SO BB IBB HBP BLK WP HR S P ERA WHIP	IP WLS BF H R ER SO BB IBB HBP BLK WP HR S P ERA WHIP	IP WLS BF H R ER SO BB IBB HBP BLK WP HR S P ERA WHIP	IP WLS BF H R ER SO BB IBB HBP BLK WP HR S P ERA WHIP	IP WLS BF H R ER SO BB IBB HBP BLK WP HR S P ERA WHIP	IP WLS BF H R ER SO BB IBB HBP BLK WP HR S P ERA WHIP	IP WLS BF H R ER SO BB IBB HBP BLK WP HR S P ERA WHIP	IP WLS BF H R ER SO BB IBB HBP BLK WP HR S P ERA WHIP	IP WLS BF H R ER SO BB IBB HBP BLK WP HR S P ERA WHIP	IP WLS BF H R ER SO BB IBB HBP BLK WP HR S P ERA WHIP	IP WLS BF H R ER SO BB IBB HBP BLK WP HR S P ERA WHIP	IP WLS BF H R ER SO BB IBB HBP BLK WP HR S P ERA WHIP	IP WLS BF H R ER SO BB IBB HBP BLK WP HR S P ERA WHIP

Batter	1	2	3	4	5	6	7	8	9	AB	R	H	RBI	BB	SO	LOB	BOTTOM					
23 Rickie Weeks Jr., R (1,4) OBP: 0.373, SLG: 0.398	1B	G5-3		G5-3		F7		2S		3	1	0	0	2	0	1	Cincinnati Reds @ Milwaukee Brewers Miller Park, Milwaukee, WI Sat Sep 15 2007, 6:05 PM CDT Att. 40,710 - Roof Closed - 67 F					
Gabe Gross, L (1,9) OBP: 0.339, SLG: 0.451	BB					P5		BB		4	0	2	0	0	0	1						
2 Bill Hall, R (7,8) OBP: 0.317, SLG: 0.430	1B							IBB		0	0	0	0	1	0	0						
8 Ryan Braun, R (1,5) OBP: 0.389, SLG: 0.631	FC5-4	P3				K		BB		4	1	1	1	0	1	2						
Craig Counsell, L (8,5) OBP: 0.328, SLG: 0.322	1B							1B		1	0	0	0	0	0	2						
28 Prince Fielder, L (1,3) OBP: 0.389, SLG: 0.623	1B			HR		1B		F8		3	2	2	1	1	0	1						
1 Corey Hart, R (1,8) OBP: 0.357, SLG: 0.538	FC5			B5-3		1B		WP	CS	3	0	1	0	1	0	2						
Geoff Jenkins, L (1,7) OBP: 0.322, SLG: 0.483				K		K		K		4	0	1	1	0	3	4						
Francisco Cordero, R (8, 1)				K		K		K		0	0	0	0	0	0	0						
Damian Miller, R (1,2) OBP: 0.306, SLG: 0.362	K			F8		1B		G6-3		4	0	1	1	0	1	3						
7 J.J. Hardy, R (1,6) OBP: 0.321, SLG: 0.468	P4			2B		K		HR		4	1	2	1	0	1	5						
37 Jeff Suppan, R (7, 1) OBP: 0.188, SLG: 0.125		G6-3				K		K		3	0	0	0	0	2	1						
Brian Shouse, L (7, 1)										0	0	0	0	0	0	0						
Scott Linebrink, R (7, 1)										0	0	0	0	0	0	0						
Ray King, L (7, 1)										0	0	0	0	0	0	0						
Derrick Turnbow, R (8, 1)										0	0	0	0	0	0	0						
20 Laynce Nix, L (8, 7)										1	0	0	0	0	1	0						
Inning Stats	R: 2 E: 1 K: 1 S: 19	H: 3 LOB: 3 BB: 1 P: 28	R: 0 E: 0 K: 0 S: 9	H: 1 LOB: 1 BB: 0 P: 12	R: 1 E: 0 K: 1 S: 14	H: 1 LOB: 0 BB: 0 P: 17	R: 0 E: 0 K: 1 S: 11	H: 1 LOB: 1 BB: 0 P: 14	R: 1 E: 0 K: 3 S: 19	H: 2 LOB: 2 BB: 1 P: 36	R: 0 E: 0 K: 1 S: 7	H: 0 LOB: 0 BB: 0 P: 10	R: 0 E: 0 K: 1 S: 10	H: 1 LOB: 1 BB: 1 P: 18	R: 1 E: 0 K: 1 S: 12	H: 1 LOB: 2 BB: 2 P: 24	R: 0 E: 0 K: 2 S: 11	H: 0 LOB: 0 BB: 0 P: 16	1B: 7 2B: 1 3B: 0 HR: 2	SF: 0 SAC: 0 DP: 0 HBP: 0	WP: 1 PB: 0 SB: 1 CS: 2	PA: 39
PITCHER	IP WLS BF H R ER SO BB IBB HBP BLK WP HR S P ERA WHIP	IP WLS BF H R ER SO BB IBB HBP BLK WP HR S P ERA WHIP	IP WLS BF H R ER SO BB IBB HBP BLK WP HR S P ERA WHIP	IP WLS BF H R ER SO BB IBB HBP BLK WP HR S P ERA WHIP	IP WLS BF H R ER SO BB IBB HBP BLK WP HR S P ERA WHIP	IP WLS BF H R ER SO BB IBB HBP BLK WP HR S P ERA WHIP	IP WLS BF H R ER SO BB IBB HBP BLK WP HR S P ERA WHIP	IP WLS BF H R ER SO BB IBB HBP BLK WP HR S P ERA WHIP	IP WLS BF H R ER SO BB IBB HBP BLK WP HR S P ERA WHIP	IP WLS BF H R ER SO BB IBB HBP BLK WP HR S P ERA WHIP	IP WLS BF H R ER SO BB IBB HBP BLK WP HR S P ERA WHIP	IP WLS BF H R ER SO BB IBB HBP BLK WP HR S P ERA WHIP	IP WLS BF H R ER SO BB IBB HBP BLK WP HR S P ERA WHIP	IP WLS BF H R ER SO BB IBB HBP BLK WP HR S P ERA WHIP	IP WLS BF H R ER SO BB IBB HBP BLK WP HR S P ERA WHIP	IP WLS BF H R ER SO BB IBB HBP BLK WP HR S P ERA WHIP	IP WLS BF H R ER SO BB IBB HBP BLK WP HR S P ERA WHIP	IP WLS BF H R ER SO BB IBB HBP BLK WP HR S P ERA WHIP	IP WLS BF H R ER SO BB IBB HBP BLK WP HR S P ERA WHIP	IP WLS BF H R ER SO BB IBB HBP BLK WP HR S P ERA WHIP	IP WLS BF H R ER SO BB IBB HBP BLK WP HR S P ERA WHIP	



Batter	1	2	3	4	5	6	7	8	9	AB	R	H	RBI	BB	SO	LOB	TOP				
30 Norris Hopper, R OBP: 0.369, SLG: 0.392										5	1	2	1	0	1	0					
27 Jeff Keppinger, R OBP: 0.403, SLG: 0.495										4	0	0	0	0	1	1					
Ken Griffey Jr., L OBP: 0.375, SLG: 0.500										5	0	1	0	0	1	3					
4 Brandon Phillips, R OBP: 0.339, SLG: 0.498										4	2	2	1	1	1	1					
Adam Dunn, L OBP: 0.387, SLG: 0.556										1	0	0	0	3	0	0					
Jason Ellison, R OBP: 0.235, SLG: 0.227										0	0	0	0	0	0	0					
28 Edwin Encarnación, R OBP: 0.357, SLG: 0.435										4	1	3	2	0	0	2					
19 Joey Votto, L OBP: 0.476, SLG: 0.676										4	0	1	0	0	0	6					
Javier Valentín, S OBP: 0.328, SLG: 0.382										3	1	1	1	1	1	1					
39 Aaron Harang, R OBP: 0.125, SLG: 0.116										2	0	0	0	0	0	0					
Jorge Cantú, R OBP: 0.343, SLG: 0.322										1	0	0	0	0	0	3					
51 Jared Burton, R OBP: 0.346, SLG: 0.418										0	0	0	0	0	0	0					
25 David Weathers, R OBP: 0.373, SLG: 0.552										0	0	0	0	0	0	0					
Inning Stats	R: 2 E: 0 K: 1 S: 16	H: 3 LOB: 2 BB: 1 P: 28	R: 1 E: 0 K: 0 S: 9	H: 2 LOB: 1 BB: 0 P: 16	R: 0 E: 0 K: 0 S: 8	H: 0 LOB: 1 BB: 2 P: 18	R: 0 E: 0 K: 0 S: 8	H: 0 LOB: 0 BB: 0 P: 13	R: 0 E: 0 K: 1 S: 11	H: 2 LOB: 0 BB: 0 P: 18	R: 0 E: 0 K: 0 S: 7	H: 0 LOB: 0 BB: 0 P: 11	R: 1 E: 0 K: 0 S: 17	H: 2 LOB: 3 BB: 2 P: 28	R: 0 E: 0 K: 3 S: 12	H: 1 LOB: 1 BB: 0 P: 17	1B: 8 2B: 1 3B: 0 HR: 1	SF: 0 SAC: 1 DP: 1 HBP: 1	WP: 0 PB: 1 SB: 1 CS: 0	PA: 40	
PITCHER	IP WLS BF H R ER SO BB IBB HBP BLK WP HR S P ERA WHIP	5.1 L 25 7 4 4 1 2 1 1 0 0 1 57 100 6.75 1.688	1.2 4 0 0 0 1 0 0 0 0 0 0 10 16 0.00 0.000	0.1 3 1 1 1 0 1 0 0 0 0 0 7 12 27.00 6.000	0.2 4 1 0 0 0 1 0 0 0 0 0 10 16 0.00 3.000	1.0 4 1 0 0 3 0 0 0 0 0 0 12 17 0.00 1.000															

Cincinnati Reds @ Chicago Cubs
Wrigley Field, Chicago, IL
Tue Sep 18 2007, 7:05 PM CDT
Att. 40,801 - Clear - 84 F

AB	33
R	5
H	10
RBI	5
BB	5
SO	5
LOB	17



Batter	1	2	3	4	5	6	7	8	9	AB	R	H	RBI	BB	SO	LOB	BOTTOM				
12 Alfonso Soriano, R OBP: 0.330, SLG: 0.530										4	0	1	0	0	0	1					
2 Ryan Theriot, R OBP: 0.329, SLG: 0.351										4	0	1	0	0	1	1					
25 Derrek Lee, R OBP: 0.395, SLG: 0.489										4	0	0	0	0	0	1					
16 Aramis Ramirez, R OBP: 0.373, SLG: 0.552										4	1	1	0	0	1	0					
19 Matt Murton, R OBP: 0.346, SLG: 0.418										4	1	1	0	0	2	0					
Mark DeRosa, R OBP: 0.373, SLG: 0.422										3	0	2	0	1	0	0					
Jacque Jones, L OBP: 0.328, SLG: 0.384										4	0	1	2	0	1	2					
Jason Kendall, R OBP: 0.304, SLG: 0.315										3	0	0	0	1	1	3					
38 Carlos Zambrano, S OBP: 0.293, SLG: 0.342										2	0	0	0	0	1	1					
49 Carlos Marmol, R ERA: 2.15										0	0	0	0	0	0	0					
13 Will Ohman, L ERA: 5.09										0	0	0	0	0	0	0					
34 Kerry Wood, R ERA: 4.42										0	0	0	0	0	0	0					
43 Michael Wuerz, R ERA: 3.69										0	0	0	0	0	0	0					
Inning Stats	R: 0 E: 0 K: 1 S: 10	H: 0 LOB: 0 BB: 0 P: 14	R: 0 E: 0 K: 1 S: 5	H: 0 LOB: 0 BB: 0 P: 7	R: 0 E: 1 K: 0 S: 12	H: 0 LOB: 1 BB: 0 P: 16	R: 2 E: 0 K: 1 S: 15	H: 3 LOB: 2 BB: 1 P: 27	R: 0 E: 0 K: 2 S: 8	H: 1 LOB: 1 BB: 0 P: 12	R: 0 E: 0 K: 0 S: 10	H: 1 LOB: 1 BB: 1 P: 16	R: 0 E: 0 K: 1 S: 11	H: 0 LOB: 0 BB: 0 P: 16	R: 0 E: 0 K: 1 S: 8	H: 1 LOB: 0 BB: 0 P: 12	1B: 7 2B: 0 3B: 0 HR: 0	SF: 0 SAC: 0 DP: 1 HBP: 0	WP: 0 PB: 0 SB: 1 CS: 0	PA: 36	
PITCHER	IP WLS BF H R ER SO BB IBB HBP BLK WP HR S P ERA WHIP	7.0 W 29 7 2 2 6 2 0 0 0 0 0 70 107 2.57 1.143	1.0 H 3 0 0 0 1 0 0 0 0 0 0 11 16 0.00 0.000	1.0 S 4 1 0 0 1 0 0 0 0 0 0 8 12 0.00 1.000																	

Cincinnati Reds @ Chicago Cubs
Wrigley Field, Chicago, IL
Tue Sep 18 2007, 7:05 PM CDT
Att. 40,801 - Clear - 84 F

AB	34
R	2
H	7
RBI	2
BB	2
SO	8
LOB	11



Batter	1	2	3	4	5	6	7	8	9	AB	R	H	RBI	BB	SO	LOB	TOP																		
30 Norris Hopper, R OBP: 0.371, SLG: 0.397										4	0	2	0	0	1	0	Cincinnati Reds @ Chicago Cubs Wrigley Field, Chicago, IL Wed Sep 19 2007, 7:05 PM CDT Att: 40,805 - Clear - 74 F																		
27 Jeff Keppinger, R OBP: 0.402, SLG: 0.493										3	0	1	0	0	0	1																			
Ken Griffey Jr., L OBP: 0.372, SLG: 0.496 Buck Coats, L OBP: 0.200, SLG: 0.111										4	0	0	0	0	3	4																			
4 Brandon Phillips, R OBP: 0.339, SLG: 0.497										4	0	1	0	0	0	1																			
Adam Dunn, L OBP: 0.387, SLG: 0.560										3	1	1	1	1	1	0																			
28 Edwin Encarnación, R OBP: 0.357, SLG: 0.440										4	1	1	1	0	1	1																			
19 Joey Votto, L OBP: 0.435, SLG: 0.610										4	0	0	0	0	1	1																			
26 David Ross, R OBP: 0.261, SLG: 0.387										3	0	0	0	0	1	2																			
Tom Shearn, R 2 Alex Gonzalez, R Eddie Guardado, R 38 Gary Majewski, R Mike Stanton, L 56 Todd Coffey, R										2	0	0	0	0	1	0																			
Inning Stats	R: 0 E: 0 K: 0 S: 13	H: 2 LOB: 1 BB: 0 P: 18	R: 1 E: 0 K: 1 S: 11	H: 1 LOB: 0 BB: 0 P: 15	R: 0 E: 0 K: 2 S: 11	H: 1 LOB: 1 BB: 0 P: 16	R: 1 E: 0 K: 0 S: 8	H: 1 LOB: 0 BB: 0 P: 13	R: 0 E: 0 K: 1 S: 10	H: 0 LOB: 0 BB: 0 P: 12	R: 0 E: 0 K: 1 S: 6	H: 0 LOB: 0 BB: 0 P: 6	R: 0 E: 1 K: 3 S: 14	H: 0 LOB: 2 BB: 1 P: 19	R: 0 E: 1 K: 1 S: 10	H: 1 LOB: 2 BB: 0 P: 13	R: 0 E: 0 K: 1 S: 10	H: 0 LOB: 0 BB: 0 P: 15	1B: 3 2B: 1 3B: 0 HR: 2	SF: 0 SAC: 1 DP: 1 HBP: 0	WP: 0 PB: 0 SB: 1 CS: 0	PA: 34													
PITCHER	IP WLS BF H R ER SO BB IBB HBP BLK WP HR S P ERA WHIP																																		
30 Ted Lilly, L ERA: 3.78	(1, 1)	7.0	27	5	2	2	8	1	0	0	0	0	0	0	2	73	99	2.57	0.857																
Bob Howry, R ERA: 3.35	(8, 1)	2.0	7	1	0	0	2	0	0	0	0	0	0	0	0	20	28	0.00	0.500																

Cincinnati Reds @ Chicago Cubs
Wrigley Field, Chicago, IL
Wed Sep 19 2007, 7:05 PM CDT
Att: 40,805 - Clear - 74 F

AB	32
R	2
H	6
RBI	2
BB	1
SO	10
LOB	12



Batter	1	2	3	4	5	6	7	8	9	AB	R	H	RBI	BB	SO	LOB	BOTTOM																		
12 Alfonso Soriano, R OBP: 0.331, SLG: 0.535										4	1	2	1	0	1	0	Cincinnati Reds @ Chicago Cubs Wrigley Field, Chicago, IL Wed Sep 19 2007, 7:05 PM CDT Att: 40,805 - Clear - 74 F																		
2 Ryan Theriot, R OBP: 0.330, SLG: 0.352									4	1	2	0	0	0	1																				
25 Derrek Lee, R OBP: 0.396, SLG: 0.488									3	0	1	0	1	0	1																				
Cliff Floyd, L OBP: 0.362, SLG: 0.422 19 Matt Murton, R OBP: 0.345, SLG: 0.416 20 Felix Pie, L OBP: 0.269, SLG: 0.339									3	0	0	0	0	1	2																				
16 Aramis Ramirez, R OBP: 0.370, SLG: 0.548									4	0	0	0	0	0	2																				
Mark DeRosa, R OBP: 0.376, SLG: 0.425									2	0	2	0	1	0	0																				
Jacque Jones, L OBP: 0.328, SLG: 0.386									3	0	1	0	0	0	2																				
18 Geovany Soto, R OBP: 0.441, SLG: 0.710									3	1	1	1	0	1	3																				
30 Ted Lilly, L OBP: 0.151, SLG: 0.153 Craig Monroe, R OBP: 0.288, SLG: 0.370 Bob Howry, L ERA: 6.39									2	0	0	0	0	1	2																				
Inning Stats	R: 1 E: 0 K: 1 S: 8	H: 1 LOB: 0 BB: 0 P: 14	R: 0 E: 0 K: 2 S: 13	H: 1 LOB: 1 BB: 1 P: 22	R: 0 E: 0 K: 0 S: 8	H: 1 LOB: 0 BB: 0 P: 15	R: 0 E: 0 K: 0 S: 8	H: 1 LOB: 0 BB: 0 P: 12	R: 1 E: 0 K: 0 S: 4	H: 2 LOB: 0 BB: 0 P: 7	R: 0 E: 0 K: 0 S: 7	H: 0 LOB: 0 BB: 1 P: 12	R: 0 E: 0 K: 1 S: 8	H: 1 LOB: 0 BB: 0 P: 12	R: 1 E: 1 K: 1 S: 11	H: 2 LOB: 2 BB: 0 P: 17	R: 0 E: 0 K: 1 S: 10	H: 0 LOB: 0 BB: 0 P: 15	1B: 6 2B: 1 3B: 0 HR: 2	SF: 0 SAC: 0 DP: 3 HBP: 0	WP: 0 PB: 0 SB: 1 CS: 0	PA: 32													
PITCHER	IP WLS BF H R ER SO BB IBB HBP BLK WP HR S P ERA WHIP																																		
Tom Shearn, R ERA: 3.94	(1, 1)	6.0	23	6	2	2	3	2	0	0	0	0	0	0	2	48	82	3.00	1.333																
Eddie Guardado, L ERA: 9.29	(7, 1)	1.0	4	1	0	0	1	0	0	0	0	0	0	0	8	12	0.00	1.000																	
38 Gary Majewski, R ERA: 7.97	(8, 1)	0.1	L	3	2	1	0	1	0	0	0	0	0	0	7	11	0.00	6.000																	
Mike Stanton, L ERA: 5.73	(8, 1)	0.1	1	0	0	0	0	0	0	0	0	0	0	1	1	0.00	0.000																		
56 Todd Coffey, R ERA: 6.39	(8, 1)	0.1	1	0	0	0	0	0	0	0	0	0	0	3	5	0.00	0.000																		

Cincinnati Reds @ Chicago Cubs
Wrigley Field, Chicago, IL
Wed Sep 19 2007, 7:05 PM CDT
Att: 40,805 - Clear - 74 F

AB	30
R	3
H	9
RBI	3
BB	2
SO	5
LOB	15



Batter	1	2	3	4	5	6	7	8	9	AB	R	H	RBI	BB	SO	LOB	TOP								
30 Norris Hopper, R OBP: 0.375, SLG: 0.401										5	1	3	0	0	0	2	<p>Cincinnati Reds @ San Francisco Giants</p> <p>AT&T Park, San Francisco, CA</p> <p>Thu Sep 20 2007, 7:15 PM PDT</p> <p>Att: 35,021 - Partly Cloudy - 63 F</p>								
27 Jeff Keppinger, R OBP: 0.406, SLG: 0.493										4	0	2	2	1	1	3									
4 Brandon Phillips, R OBP: 0.336, SLG: 0.493										5	0	0	0	0	2	6									
Adam Dunn, L OBP: 0.386, SLG: 0.556										4	0	0	0	1	1	4									
28 Edwin Encarnación, R OBP: 0.356, SLG: 0.439										4	0	1	0	0	0	2									
19 Joey Votto, L OBP: 0.420, SLG: 0.578										4	0	1	0	0	1	1									
Javier Valentin, S OBP: 0.327, SLG: 0.384										4	1	1	0	0	0	2									
51 Jared Burton, R										0	0	0	0	0	0	0									
25 David Weathers, R										0	0	0	0	0	0	0									
Buck Coats, L OBP: 0.286, SLG: 0.167										3	0	1	0	1	1	1									
34 Homer Bailey, R OBP: 0.236, SLG: 0.236										2	1	1	0	0	0	1									
45 Bill Bray, L										0	0	0	0	0	0	0									
Jason Ellison, R										1	1	1	0	0	0	0									
58 Marcus McBeth, R										0	0	0	0	0	0	0									
Jorge Cantu, R										1	0	1	0	0	0	0									
26 David Ross, R										0	0	0	0	0	0	0									
Inning Stats	R: 0 E: 0 K: 1 S: 14	H: 1 LOB: 2 BB: 1 P: 23	R: 0 E: 0 K: 1 S: 7	H: 0 LOB: 0 BB: 0 P: 13	R: 0 E: 1 K: 1 S: 15	H: 2 LOB: 2 BB: 0 P: 20	R: 0 E: 0 K: 0 S: 10	H: 1 LOB: 0 BB: 0 P: 15	R: 2 E: 0 K: 0 S: 12	H: 2 LOB: 1 BB: 1 P: 20	R: 0 E: 0 K: 1 S: 13	H: 1 LOB: 1 BB: 0 P: 22	R: 1 E: 0 K: 2 S: 10	H: 1 LOB: 2 BB: 1 P: 17	R: 1 E: 0 K: 0 S: 10	H: 3 LOB: 2 BB: 0 P: 14	R: 0 E: 0 K: 0 S: 5	H: 1 LOB: 0 BB: 0 P: 8	1B: 9 2B: 2 3B: 0 HR: 1	SF: 0 SAC: 0 DP: 2 HBP: 0	WP: 1 PB: 0 SB: 0 CS: 0	PA: 40			
PITCHER	IP: 6.0 WLS: L BF: 26 ERA: 3.68	H: 7 R: 2 ER: 2 SO: 4	BB: 2 IBB: 0 HBP: 0 BLK: 0	WP: 1 HR: 0 S: 71 P: 113	ERA: 3.00 WHIP: 1.500	PITCHER	IP: 1.0 WLS: 3 BF: 3 ERA: 4.61	H: 1 R: 0 ER: 0 SO: 0	BB: 0 IBB: 0 HBP: 0 BLK: 0	WP: 0 HR: 0 S: 5 P: 8	ERA: 0.00 WHIP: 1.000														
18 Matt Cain, R	(1, 1)																								
Dan Gleason, R	(7, 1)																								
Jack Taschner, L	(7, 1)																								
Steve Kline, L	(8, 1)																								
Tyler Walker, R	(8, 1)																								

Batter	1	2	3	4	5	6	7	8	9	AB	R	H	RBI	BB	SO	LOB	BOTTOM								
Rajai Davis, R OBP: 0.363, SLG: 0.392										4	0	0	0	0	0	0	<p>Cincinnati Reds @ San Francisco Giants</p> <p>AT&T Park, San Francisco, CA</p> <p>Thu Sep 20 2007, 7:15 PM PDT</p> <p>Att: 35,021 - Partly Cloudy - 63 F</p>								
8 Eugenio Velez, S OBP: 0.400, SLG: 0.500										3	1	1	0	1	1	0									
2 Randy Winn, S OBP: 0.346, SLG: 0.427										3	0	1	0	1	0	1									
Ryan Klesko, L OBP: 0.346, SLG: 0.409										2	0	0	0	0	0	2									
Rich Aurilia, R OBP: 0.296, SLG: 0.360										2	0	0	0	0	0	2									
12 Nate Schierholz, L OBP: 0.323, SLG: 0.416										4	0	1	1	0	0	0									
Pedro Feliz, R OBP: 0.287, SLG: 0.417										4	1	1	0	0	0	2									
19 Kevin Frandsen, R OBP: 0.306, SLG: 0.358										4	0	1	1	0	1	0									
39 Guillermo Rodriguez, R OBP: 0.304, SLG: 0.349										3	0	0	0	0	1	1									
18 Matt Cain, R	(1, 1)																								
Dan Gleason, R	(7, 1)																								
Jack Taschner, L	(7, 1)																								
1 Bengie Molina, R	(7, PH)																								
Steve Kline, L	(8, 1)																								
Tyler Walker, R	(8, 1)																								
Scott Atchison, R	(8, 1)																								
Inning Stats	R: 1 E: 0 K: 0 S: 11	H: 2 LOB: 2 BB: 1 P: 18	R: 0 E: 0 K: 2 S: 12	H: 0 LOB: 0 BB: 0 P: 17	R: 0 E: 0 K: 0 S: 7	H: 0 LOB: 0 BB: 0 P: 10	R: 0 E: 0 K: 0 S: 7	H: 0 LOB: 0 BB: 0 P: 14	R: 0 E: 0 K: 0 S: 9	H: 1 LOB: 1 BB: 0 P: 12	R: 1 E: 0 K: 1 S: 13	H: 2 LOB: 1 BB: 0 P: 17	R: 0 E: 0 K: 0 S: 7	H: 0 LOB: 1 BB: 1 P: 12	R: 0 E: 0 K: 0 S: 8	H: 0 LOB: 0 BB: 0 P: 9	1B: 2 2B: 3 3B: 0 HR: 0	SF: 0 SAC: 0 DP: 0 HBP: 0	WP: 0 PB: 0 SB: 1 CS: 0	PA: 34					
PITCHER	IP: 5.2 WLS: W BF: 21 ERA: 6.09	H: 3 R: 1 ER: 1 SO: 3	BB: 1 IBB: 0 HBP: 0 BLK: 0	WP: 0 HR: 0 S: 51 P: 80	ERA: 1.59 WHIP: 0.706	PITCHER	IP: 1.0 WLS: 3 BF: 3 ERA: 4.61	H: 1 R: 0 ER: 0 SO: 0	BB: 0 IBB: 0 HBP: 0 BLK: 0	WP: 0 HR: 0 S: 5 P: 8	ERA: 0.00 WHIP: 1.000														
34 Homer Bailey, R	(1, 1)																								
45 Bill Bray, L	(6, 1)																								
58 Marcus McBeth, R	(7, 1)																								
51 Jared Burton, R	(8, 1)																								
25 David Weathers, R	(9, 1)																								




Batter	1	2	3	4	5	6	7	8	9	10	11	AB	R	H	RBI	BB	SO	LOB	TOP																							
30 Norris Hopper, R OBP: 0.373, SLG: 0.399 Buck Coats, L OBP: 0.388, SLG: 0.333	B2		BB		2B			SF7		1B		1 0 0 0 0 0 3 0 2 1 1 1 1																														
27 Jeff Keppinger, R OBP: 0.409, SLG: 0.493	1B	G6-4-3		F7				1B		G1-6-3		6 1 3 0 0 0 4																														
4 Brandon Phillips, R OBP: 0.336, SLG: 0.491	L8		G4-3		F8			F9		1B		6 1 2 1 0 0 4																														
28 Edwin Encarnación, R OBP: 0.356, SLG: 0.439 Eddie Guardado, R 58 Marcus McBeth, R 39 Aaron Harang, R 25 David Weathers, R	FC6-4										SF8	4 1 2 1 0 0 3 0																														
Jorge Cantu, R OBP: 0.358, SLG: 0.387	2B										SF8	5 2 3 1 0 0 1																														
19 Joey Votto, L OBP: 0.411, SLG: 0.549	1B	FC4		G4-3							F7	6 1 2 2 0 1 2																														
Jason Ellison, R OBP: 0.270, SLG: 0.286												3 1 1 1 2 1 1																														
26 David Ross, R OBP: 0.281, SLG: 0.397 Javier Valentín, S OBP: 0.328, SLG: 0.389	K											3 1 1 1 0 1 3 2 1 1 1 0 0 0																														
31 Matt Belisle, R 40 Jon Coutlangus, L 56 Todd Coffey, R 2 Alex Gonzalez, R Pedro Feliz, R Mike Stanton, L Adam Dunn, L												2 0 0 0 0 2 2 0 0 0 0 0 0 0 0 0 0 0 0 0 0 1 0 1 0 0 0 0 0 0 0 0 0 0 0 0 0 0 0 0 0 0 2 0 1 0 0 0 2																														
Inning Stats	R: 0 E: 0 K: 0 S: 6	H: 1 LOB: 1 BB: 0 P: 8	R: 0 E: 0 K: 2 S: 12	H: 2 LOB: 2 BB: 1 P: 23	R: 0 E: 0 K: 0 S: 9	H: 0 LOB: 0 BB: 1 P: 17	R: 0 E: 0 K: 1 S: 10	H: 0 LOB: 1 BB: 0 P: 13	R: 1 E: 0 K: 1 S: 13	H: 2 LOB: 1 BB: 0 P: 18	R: 2 E: 0 K: 0 S: 10	H: 3 LOB: 0 BB: 0 P: 17	R: 0 E: 0 K: 1 S: 11	H: 2 LOB: 2 BB: 0 P: 15	R: 5 E: 0 K: 0 S: 14	H: 6 LOB: 2 BB: 1 P: 27	R: 0 E: 0 K: 1 S: 12	H: 0 LOB: 0 BB: 0 P: 17	R: 0 E: 0 K: 0 S: 8	H: 2 LOB: 1 BB: 0 P: 12	R: 1 E: 0 K: 0 S: 6	H: 1 LOB: 0 BB: 0 P: 11	1B: 13 2B: 5 3B: 0 HR: 1	SF: 2 SAC: 1 DP: 3 HBP: 1	WP: 0 PB: 0 SB: 0 CS: 0	PA: 51																
PITCHER	20 Pat Miska, L ERA: 2.75	IP: 5.0 WLS: 21	BF: 5 H: 5 R: 1 ER: 1 SO: 4	BB: 2 IBB: 0 HBP: 0 BLK: 0	WP: 0 HR: 1 S: 50 P: 79	ERA: 1.80 WHIP: 1.400	38 Brian Wilson, R ERA: 0.93	IP: 1.0 WLS: 3	BF: 3 H: 2 R: 0 ER: 0 SO: 1	BB: 0 IBB: 0 HBP: 0 BLK: 0	WP: 0 HR: 0 S: 12 P: 17	ERA: 0.00 WHIP: 0.000	23 Randy Messenger, R ERA: 3.82	IP: 1.0 WLS: 5	BF: 3 H: 2 R: 0 ER: 0 SO: 1	BB: 0 IBB: 0 HBP: 0 BLK: 0	WP: 0 HR: 0 S: 11 P: 15	ERA: 0.00 WHIP: 2.000	41 Brad Hennessey, R ERA: 3.69	IP: 1.0 WLS: 3	BF: 2 H: 3 R: 0 ER: 1 SO: 0	BB: 0 IBB: 0 HBP: 0 BLK: 0	WP: 0 HR: 0 S: 8 P: 13	ERA: 5.40 WHIP: 0.600	Jack Taschner, L ERA: 5.11	IP: 1.0 WLS: 6	BF: 4 H: 2 R: 2 ER: 2 SO: 0	BB: 0 IBB: 0 HBP: 0 BLK: 0	WP: 0 HR: 0 S: 10 P: 14	ERA: 18.00 WHIP: 4.000	Scott Munter, R ERA: 4.15	IP: 1.2 WLS: 5	BF: 1 H: 1 R: 1 ER: 1 SO: 0	BB: 0 IBB: 0 HBP: 0 BLK: 0	WP: 0 HR: 0 S: 8 P: 13	ERA: 5.40 WHIP: 0.600	Tyler Walker, R ERA: 1.74	IP: 1.0 WLS: 6	BF: 4 H: 2 R: 2 ER: 2 SO: 0	BB: 0 IBB: 0 HBP: 0 BLK: 0	WP: 0 HR: 0 S: 10 P: 14	ERA: 18.00 WHIP: 4.000

Cincinnati Reds @ San Francisco Giants
 AT&T Park, San Francisco, CA
 Fri Sep 21 2007, 7:15 PM PDT
 Att: 35,502 - Cloudy - 62 F

livebaseballscorecards.com

AB 44
R 9
H 19
RBI 9
BB 3
SO 6
LOB 23



Batter	1	2	3	4	5	6	7	8	9	10	11	AB	R	H	RBI	BB	SO	LOB	BOTTOM																													
10 Dave Roberts, L OBP: 0.335, SLG: 0.369 2 Randy Winn, S OBP: 0.345, SLG: 0.425	G5-3			G4-3		K		K		K		2 1 0 1 2 1 2 2 0 0 0 0 2 1																																				
Rajai Davis, R OBP: 0.367, SLG: 0.381	G5-3	F8		P4				P3			L7	5 0 0 0 1 0 3																																				
Ryan Klesko, L OBP: 0.346, SLG: 0.406	BB							P4			F8	5 0 1 0 1 1 2																																				
1 Bengie Molina, R OBP: 0.301, SLG: 0.442	G6-3							G5-3			G6-3	6 0 1 1 0 0 1																																				
12 Nate Schierholtz, L OBP: 0.318, SLG: 0.404 Scott Munter, R	1B											5 0 1 0 0 2 3 0 0 0 0 0 0 0																																				
Pedro Feliz, R OBP: 0.286, SLG: 0.415	F8											5 1 1 0 0 0 3																																				
19 Kevin Frandsen, R OBP: 0.319, SLG: 0.376 8 Eugenio Velez, S OBP: 0.400, SLG: 0.500	2B							1B				5 4 5 0 0 0 0 0 0 0 0 0 0 0																																				
13 Omar Vizquel, S OBP: 0.301, SLG: 0.304	1B											5 2 4 3 0 0 1																																				
30 Pat Miska, R 23 Randy Messenger, R Ray Durham, L 41 Brad Hennessey, R Rishi Gupta, R Justin Smolinski, L Type: Relief 38 Brian Wilson, R Scott Kline, S 40 Daniel Descalso, S	G3											2 0 0 0 0 0 1 3 0 1 0 1 2 0 1 0 0 0 0 0 0 0 0																																				
Inning Stats	R: 1 E: 0 K: 1 S: 13	H: 1 LOB: 2 BB: 2 P: 23	R: 1 E: 0 K: 0 S: 10	H: 2 LOB: 1 BB: 1 P: 16	R: 0 E: 0 K: 0 S: 8	H: 1 LOB: 1 BB: 0 P: 13	R: 1 E: 1 K: 1 S: 10	H: 2 LOB: 1 BB: 0 P: 13	R: 0 E: 0 K: 1 S: 7	H: 1 LOB: 0 BB: 0 P: 11	R: 2 E: 0 K: 1 S: 17	H: 3 LOB: 2 BB: 1 P: 29	R: 3 E: 0 K: 1 S: 16	H: 3 LOB: 0 BB: 0 P: 26	R: 0 E: 0 K: 1 S: 10	H: 0 LOB: 0 BB: 0 P: 15	R: 0 E: 0 K: 0 S: 4	H: 0 LOB: 0 BB: 0 P: 6	R: 0 E: 0 K: 1 S: 10	H: 1 LOB: 2 BB: 0 P: 14	R: 0 E: 0 K: 0 S: 7	H: 0 LOB: 0 BB: 0 P: 12	1B: 11 2B: 2 3B: 0 HR: 1	SF: 0 SAC: 0 DP: 0 HBP: 0	WP: 1 PB: 0 SB: 3 CS: 1	PA: 50																						
PITCHER	31 Matt Belisle, R ERA: 5.43	IP: 5.1 WLS: 26	BF: 9 H: 5 R: 4 ER: 4 SO: 1	BB: 3 IBB: 0 HBP: 0 BLK: 0	WP: 1 HR: 0 S: 55 P: 85	ERA: 6.75 WHIP: 2.250	58 Marcus McBeth, R ERA: 6.0	IP: 2.0 WLS: 7	BF: 1 H: 0 R: 0 ER: 0 SO: 1	BB: 0 IBB: 0 HBP: 0 BLK: 0	WP: 0 HR: 0 S: 14 P: 20	ERA: 0.00 WHIP: 0.500	25 David Weathers, R ERA: 3.69	IP: 1.0 WLS: 3	BF: 0 H: 0 R: 0 ER: 0 SO: 0	BB: 0 IBB: 0 HBP: 0 BLK: 0	WP: 0 HR: 0 S: 7 P: 12	ERA: 0.00 WHIP: 0.000	31 Matt Belisle, R ERA: 5.43	IP: 5.1 WLS: 26	BF: 9 H: 5 R: 4 ER: 4 SO: 1	BB: 3 IBB: 0 HBP: 0 BLK: 0	WP: 1 HR: 0 S: 55 P: 85	ERA: 6.75 WHIP: 2.250	40 Jon Coutlangus, L ERA: 4.17	IP: 1.0 WLS: 2	BF: 1 H: 0 R: 0 ER: 0 SO: 0	BB: 0 IBB: 0 HBP: 0 BLK: 0	WP: 0 HR: 0 S: 6 P: 11	ERA: 0.00 WHIP: 3.000	56 Todd Coffey, R ERA: 6.32	IP: 1.0 WLS: 2	BF: 0 H: 0 R: 0 ER: 0 SO: 0	BB: 0 IBB: 0 HBP: 0 BLK: 0	WP: 0 HR: 0 S: 4 P: 9	ERA: 0.00 WHIP: 3.000	Mike Stanton, L ERA: 6.11	IP: 1.0 WLS: 6	BF: 3 H: 3 R: 3 ER: 3 SO: 1	BB: 0 IBB: 0 HBP: 0 BLK: 0	WP: 0 HR: 0 S: 16 P: 26	ERA: 27.00 WHIP: 3.000	Eddie Guardado, L ERA: 6.49	IP: 1.0 WLS: 3	BF: 0 H: 0 R: 0 ER: 0 SO: 1	BB: 0 IBB: 0 HBP: 0 BLK: 0	WP: 0 HR: 0 S: 10 P: 15	ERA: 0.00 WHIP: 0.000

Cincinnati Reds @ San Francisco Giants
 AT&T Park, San Francisco, CA
 Fri Sep 21 2007, 7:15 PM PDT
 Att: 35,502 - Cloudy - 62 F

livebaseballscorecards.com

AB 45
R 8
H 14
RBI 7
BB 4
SO 7
LOB 20



Batter	1	2	3	4	5	6	7	8	9	AB	R	H	RBI	BB	SO	LOB	TOP			
30 Norris Hopper, R OBP: 0.372, SLG: 0.397	G4-3		F9		G6-3		G6-3			4	0	1	0	0	0	1	<p>Cincinnati Reds @ San Francisco Giants</p> <p>AT&T Park, San Francisco, CA</p> <p>Sat Sep 22 2007, 6:05 PM PDT</p> <p>Att: 36,375 - Cloudy - 63 F</p>			
27 Jeff Keppinger, R OBP: 0.410, SLG: 0.491	G3-1		1B					G5-3		3	0	1	0	1	0	0				
4 Brandon Phillips, R OBP: 0.334, SLG: 0.486	G5-3		1B		K			G6-3		4	0	0	0	0	2	3				
28 Edwin Encarnación, R OBP: 0.357, SLG: 0.440	G4-3		F9				F8			4	0	1	0	0	0	2				
19 Joey Votto, L OBP: 0.400, SLG: 0.527	BB		G1-3				G4-3			4	0	1	0	0	0	3				
Jorge Cantu, R OBP: 0.286, SLG: 0.371	F8				F9		K			4	0	0	0	0	1	1				
Javier Valentin, S OBP: 0.327, SLG: 0.387	BB		1B		K			G4-3		4	0	1	0	0	2	0				
Jason Ellison, R OBP: 0.286, SLG: 0.292					P6		E3			2	0	1	0	1	0	0				
2 Alex Gonzalez, R OBP: 0.326, SLG: 0.459							F8			1	0	0	0	0	0	0				
61 Bronson Arroyo, R OBP: 0.169, SLG: 0.206	F7				B3					3	0	0	0	0	1	4				
45 Bill Bray, L										0	0	0	0	0	0	0				
38 Gary Majewski, R										0	0	0	0	0	0	0				
Inning Stats	R: 0 E: 0 K: 0 S: 11	H: 0 LOB: 0 BB: 0 P: 13	R: 0 E: 0 K: 0 S: 16	H: 2 LOB: 3 BB: 1 P: 28	R: 0 E: 0 K: 1 S: 10	H: 2 LOB: 2 BB: 0 P: 14	R: 0 E: 0 K: 1 S: 7	H: 0 LOB: 0 BB: 0 P: 9	R: 0 E: 0 K: 1 S: 7	H: 0 LOB: 0 BB: 0 P: 12	R: 0 E: 0 K: 1 S: 5	H: 1 LOB: 1 BB: 0 P: 17	R: 0 E: 0 K: 0 S: 9	H: 1 LOB: 1 BB: 0 P: 11	R: 0 E: 0 K: 0 S: 6	H: 0 LOB: 0 BB: 0 P: 8	1B: 5 2B: 1 3B: 0 HR: 0	SF: 0 SAC: 0 DP: 0 HBP: 0	WP: 0 PB: 0 SB: 0 CS: 0	PA: 35
PITCHER	IP WLS BF H R ER SO BB IBB HBP BLK WP HR S P ERA WHIP	IP WLS BF H R ER SO BB IBB HBP BLK WP HR S P ERA WHIP	IP WLS BF H R ER SO BB IBB HBP BLK WP HR S P ERA WHIP	IP WLS BF H R ER SO BB IBB HBP BLK WP HR S P ERA WHIP	IP WLS BF H R ER SO BB IBB HBP BLK WP HR S P ERA WHIP	IP WLS BF H R ER SO BB IBB HBP BLK WP HR S P ERA WHIP	IP WLS BF H R ER SO BB IBB HBP BLK WP HR S P ERA WHIP	IP WLS BF H R ER SO BB IBB HBP BLK WP HR S P ERA WHIP	IP WLS BF H R ER SO BB IBB HBP BLK WP HR S P ERA WHIP	IP WLS BF H R ER SO BB IBB HBP BLK WP HR S P ERA WHIP	IP WLS BF H R ER SO BB IBB HBP BLK WP HR S P ERA WHIP	IP WLS BF H R ER SO BB IBB HBP BLK WP HR S P ERA WHIP	IP WLS BF H R ER SO BB IBB HBP BLK WP HR S P ERA WHIP	IP WLS BF H R ER SO BB IBB HBP BLK WP HR S P ERA WHIP	IP WLS BF H R ER SO BB IBB HBP BLK WP HR S P ERA WHIP	IP WLS BF H R ER SO BB IBB HBP BLK WP HR S P ERA WHIP	IP WLS BF H R ER SO BB IBB HBP BLK WP HR S P ERA WHIP			

Batter	1	2	3	4	5	6	7	8	9	AB	R	H	RBI	BB	SO	LOB	BOTTOM			
10 Dave Roberts, L OBP: 0.336, SLG: 0.368	BB		SH1-3		F9		K		FC6-4	4	0	1	0	1	1	4	<p>Cincinnati Reds @ San Francisco Giants</p> <p>AT&T Park, San Francisco, CA</p> <p>Sat Sep 22 2007, 6:05 PM PDT</p> <p>Att: 36,375 - Cloudy - 63 F</p>			
19 Kevin Frandsen, R OBP: 0.321, SLG: 0.376	F9		2 SH1-3		F8		FC4-6			3	0	1	0	0	0	1				
2 Randy Winn, S OBP: 0.343, SLG: 0.423	F9		SH1-3		F9		FC4-6			3	0	0	0	0	0	2				
1 Bengie Molina, R OBP: 0.300, SLG: 0.440	BB		F9		F9		F9			4	0	1	0	0	0	2				
Ryan Klesko, L OBP: 0.346, SLG: 0.404	G4-3		G3							2	0	0	0	1	0	3				
Pedro Feliz, R OBP: 0.287, SLG: 0.416							BB			1	1	1	0	0	0	0				
Rich Aurilia, R OBP: 0.301, SLG: 0.365	BB		BB		FC5-6-4			2B		3	1	2	0	1	0	1				
12 Nate Schierholtz, L OBP: 0.377, SLG: 0.462	P5									3	0	1	0	0	0	3				
40 Daniel Ortmeier, S OBP: 0.283, SLG: 0.457							P5			0	0	0	0	0	1	0				
Rajai Davis, R OBP: 0.357, SLG: 0.381										0	0	0	0	0	0	0				
13 Omar Vizquel, S OBP: 0.300, SLG: 0.303					G6-4-3					3	0	0	0	1	0	6				
32 Kevin Correia, R OBP: 0.143, SLG: 0.077										1	0	0	0	1	1	3				
14 Fred Lewis, L OBP: 0.354, SLG: 0.399	K									1	0	0	0	0	0	0				
41 Brad Hennessey, R										0	0	0	0	0	0	0				
Ray Durham, S OBP: 0.297, SLG: 0.346										1	0	1	2	0	0	0				
38 Brian Wilson, R										0	0	0	0	0	0	0				
Inning Stats	R: 0 E: 0 K: 0 S: 7	H: 0 LOB: 0 BB: 1 P: 14	R: 0 E: 0 K: 1 S: 13	H: 2 LOB: 3 BB: 1 P: 24	R: 0 E: 0 K: 0 S: 10	H: 1 LOB: 2 BB: 0 P: 13	R: 0 E: 0 K: 0 S: 8	H: 1 LOB: 2 BB: 2 P: 18	R: 0 E: 0 K: 0 S: 5	H: 0 LOB: 0 BB: 0 P: 5	R: 0 E: 0 K: 0 S: 9	H: 0 LOB: 1 BB: 1 P: 18	R: 0 E: 0 K: 1 S: 11	H: 1 LOB: 1 BB: 0 P: 18	R: 2 E: 0 K: 0 S: 17	H: 3 LOB: 2 BB: 1 P: 26	1B: 7 2B: 1 3B: 0 HR: 0	SF: 0 SAC: 1 DP: 1 HBP: 1	WP: 0 PB: 0 SB: 0 CS: 1	PA: 37
PITCHER	IP WLS BF H R ER SO BB IBB HBP BLK WP HR S P ERA WHIP	IP WLS BF H R ER SO BB IBB HBP BLK WP HR S P ERA WHIP	IP WLS BF H R ER SO BB IBB HBP BLK WP HR S P ERA WHIP	IP WLS BF H R ER SO BB IBB HBP BLK WP HR S P ERA WHIP	IP WLS BF H R ER SO BB IBB HBP BLK WP HR S P ERA WHIP	IP WLS BF H R ER SO BB IBB HBP BLK WP HR S P ERA WHIP	IP WLS BF H R ER SO BB IBB HBP BLK WP HR S P ERA WHIP	IP WLS BF H R ER SO BB IBB HBP BLK WP HR S P ERA WHIP	IP WLS BF H R ER SO BB IBB HBP BLK WP HR S P ERA WHIP	IP WLS BF H R ER SO BB IBB HBP BLK WP HR S P ERA WHIP	IP WLS BF H R ER SO BB IBB HBP BLK WP HR S P ERA WHIP	IP WLS BF H R ER SO BB IBB HBP BLK WP HR S P ERA WHIP	IP WLS BF H R ER SO BB IBB HBP BLK WP HR S P ERA WHIP	IP WLS BF H R ER SO BB IBB HBP BLK WP HR S P ERA WHIP	IP WLS BF H R ER SO BB IBB HBP BLK WP HR S P ERA WHIP	IP WLS BF H R ER SO BB IBB HBP BLK WP HR S P ERA WHIP	IP WLS BF H R ER SO BB IBB HBP BLK WP HR S P ERA WHIP			

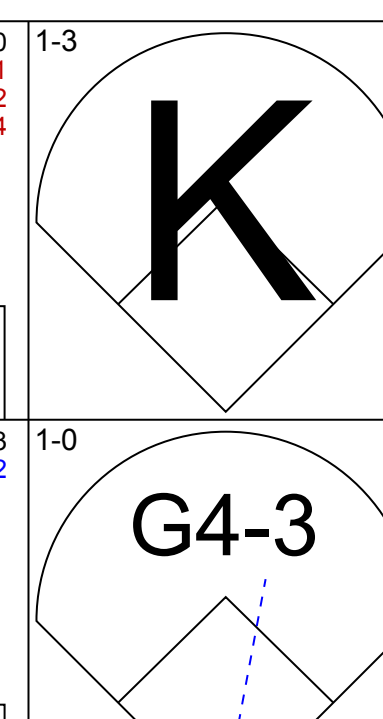
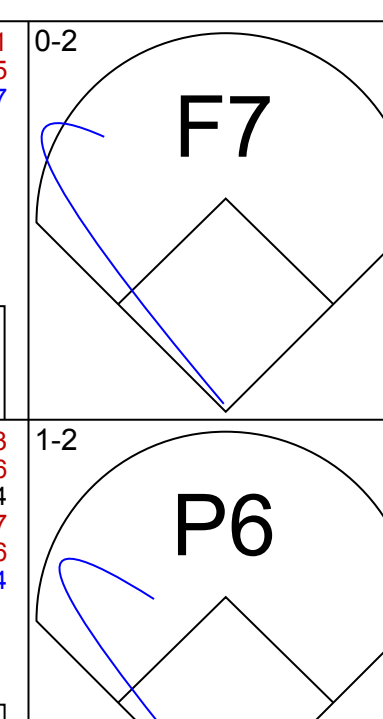
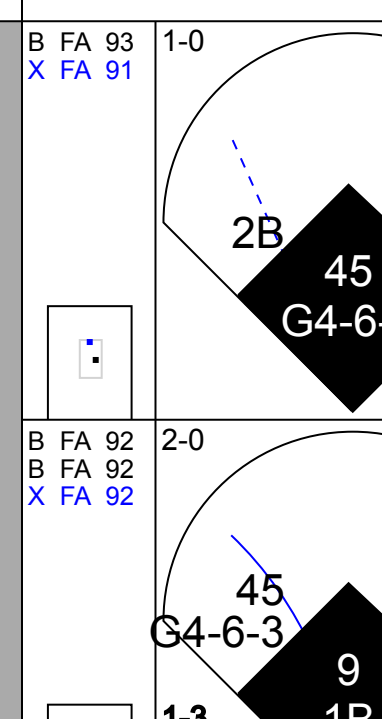
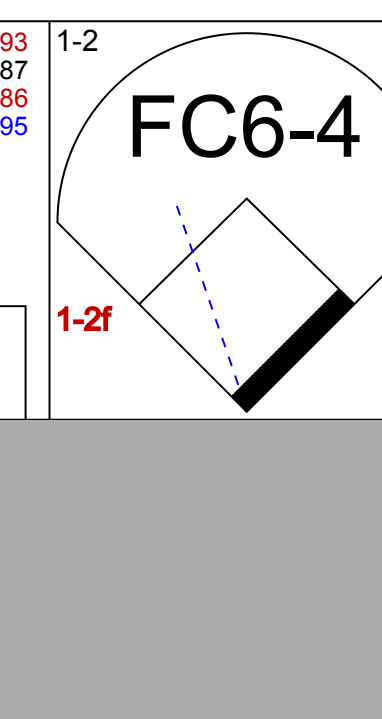


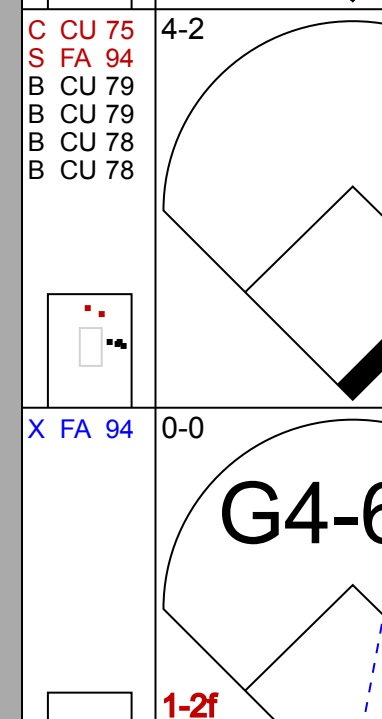
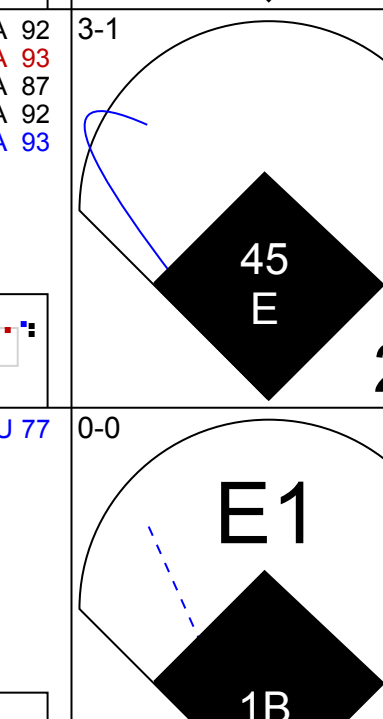


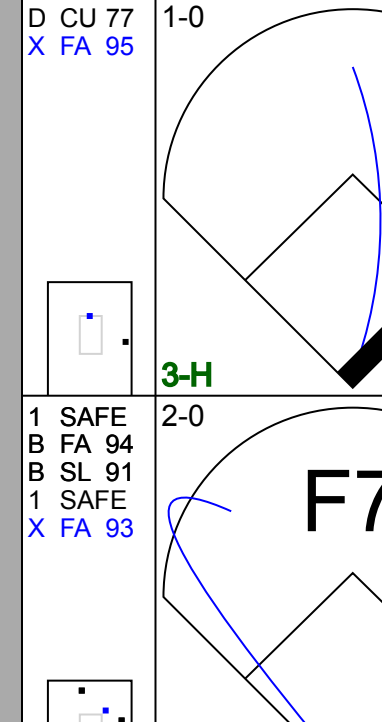
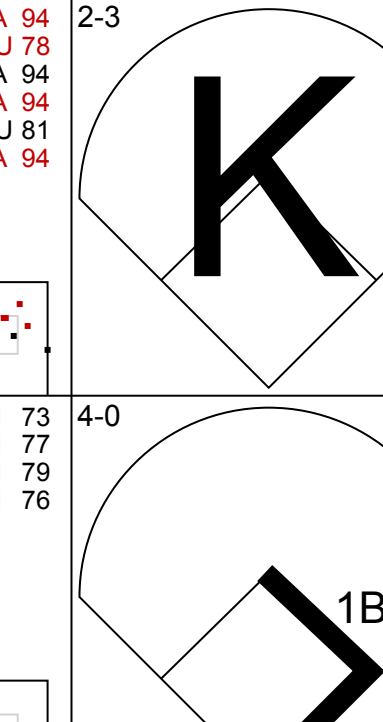



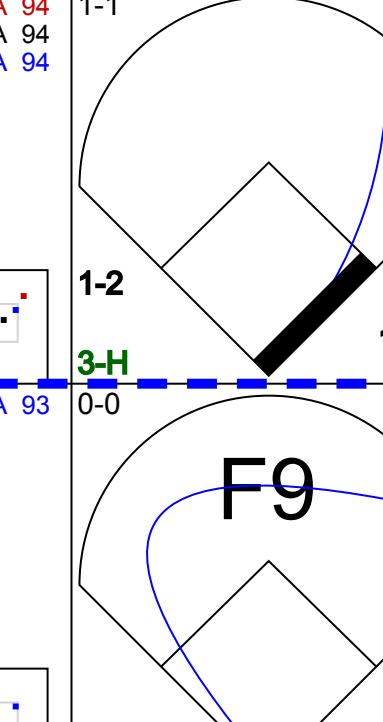
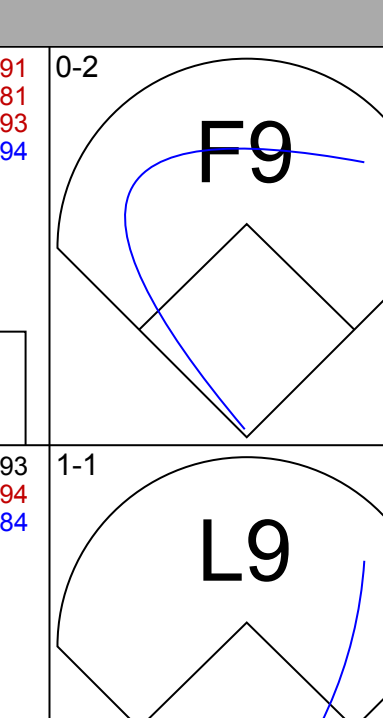
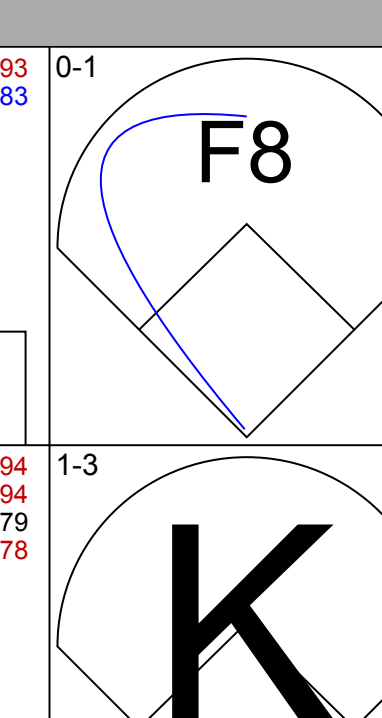
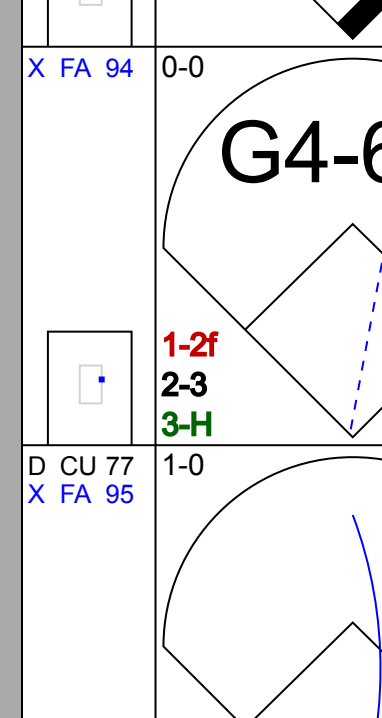
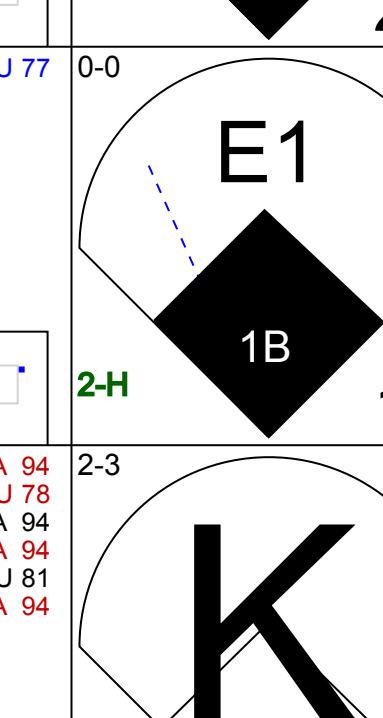
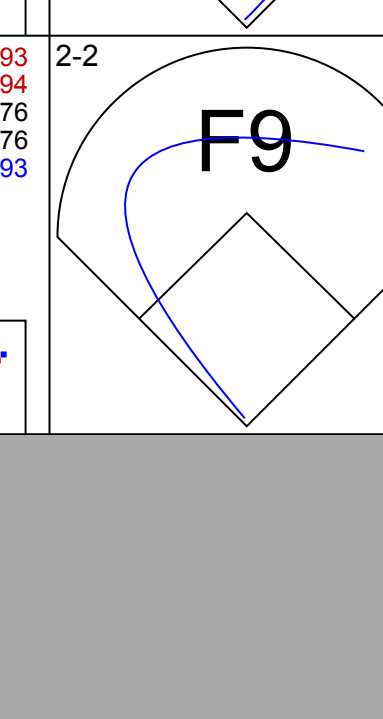
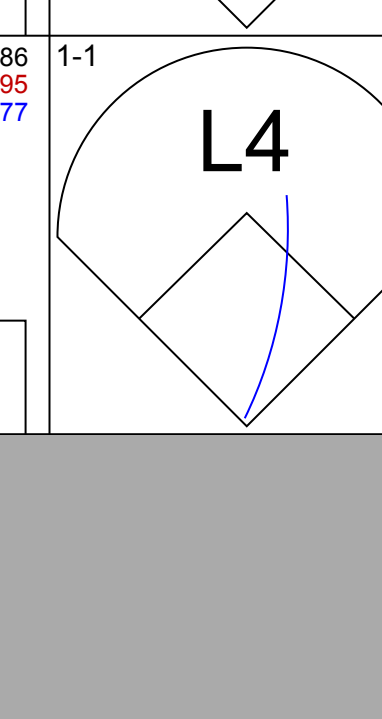
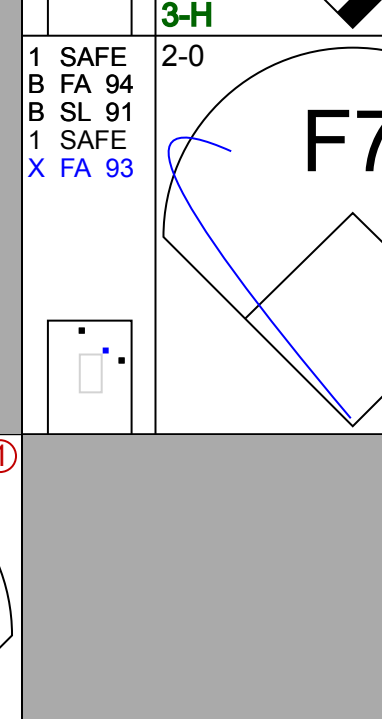
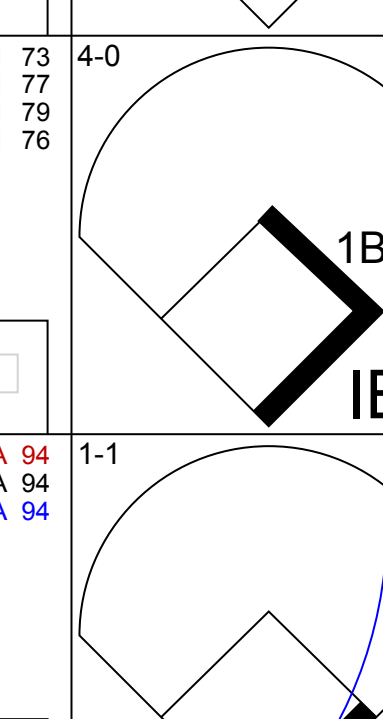



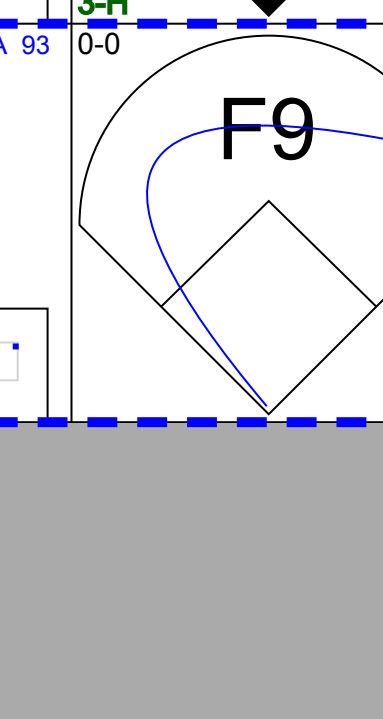
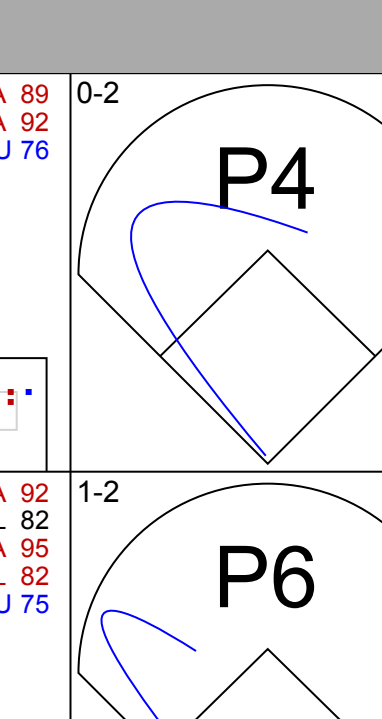
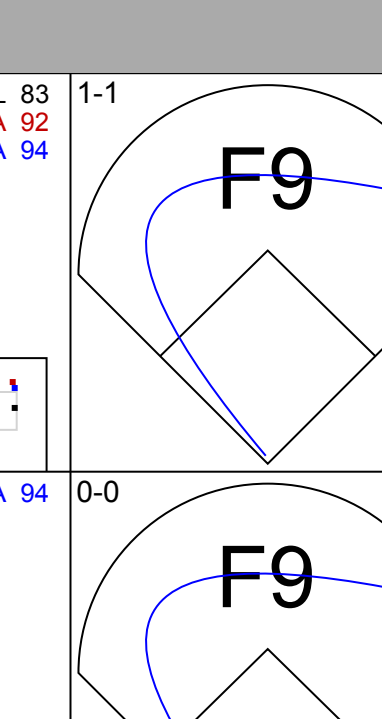
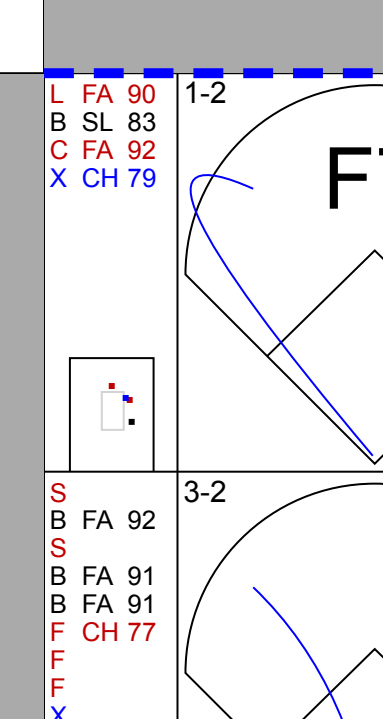
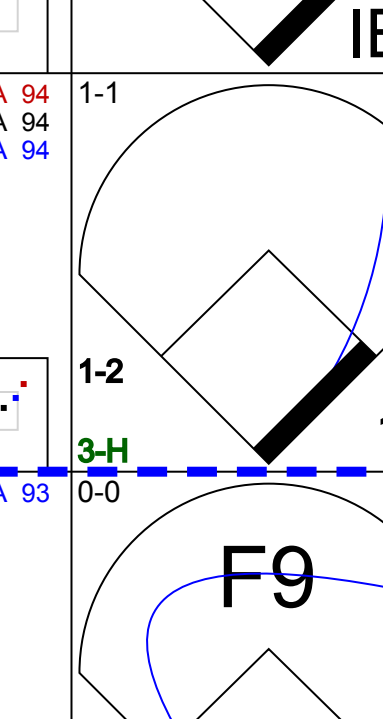
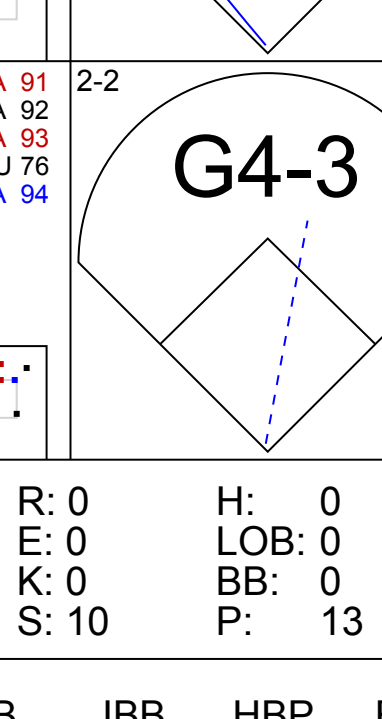
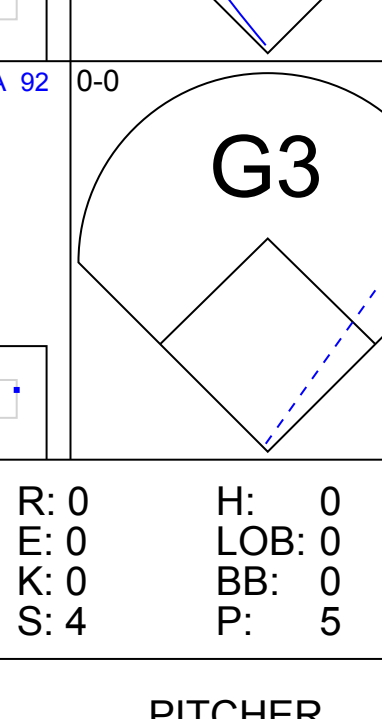
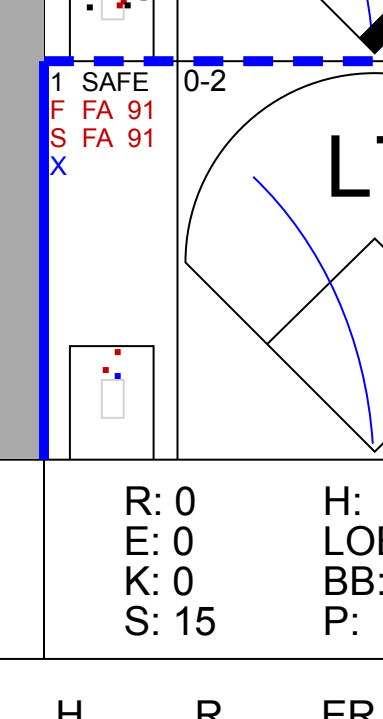
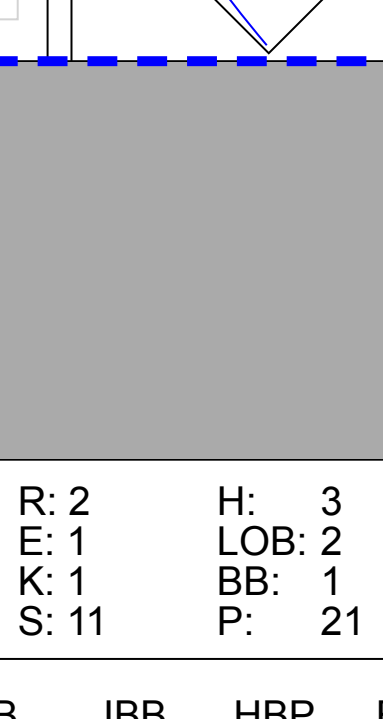
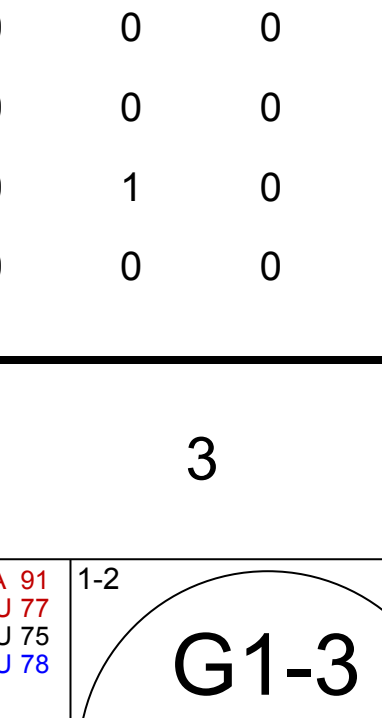
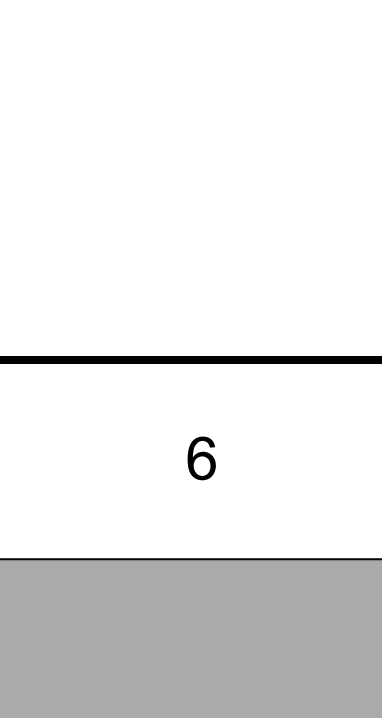
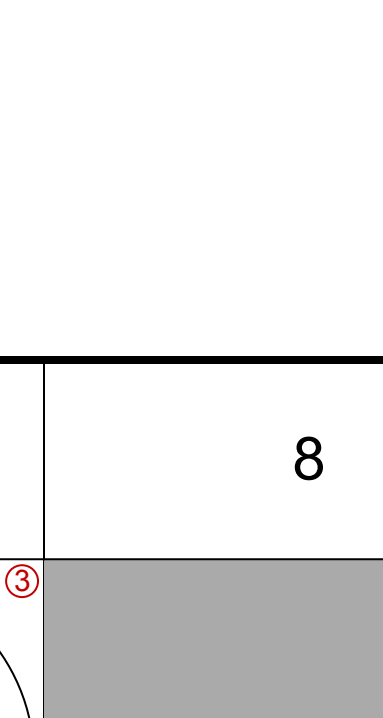
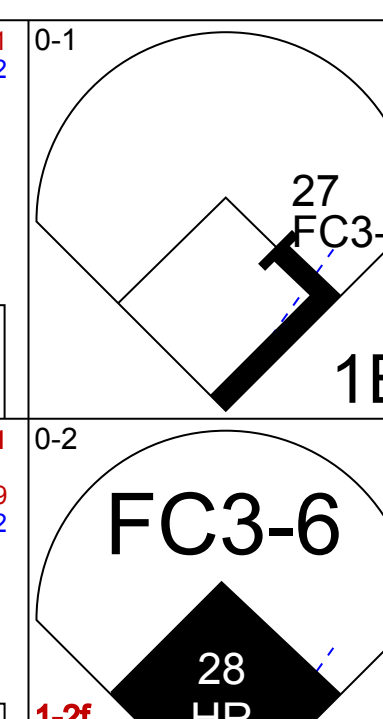
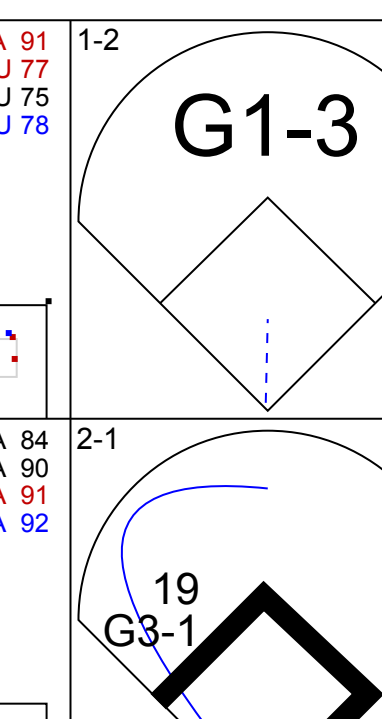
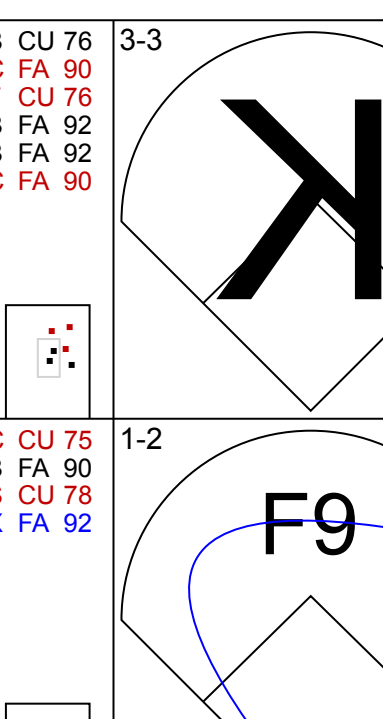
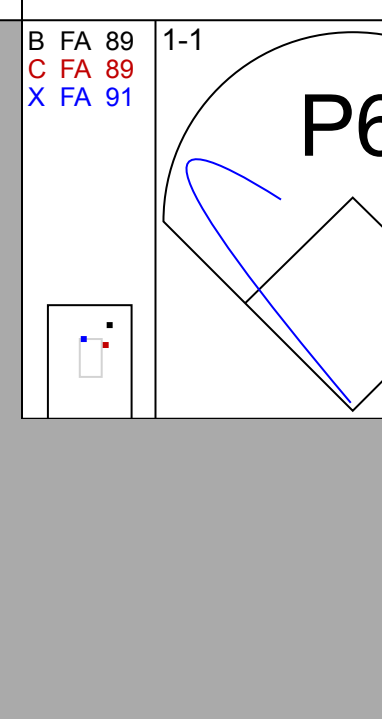
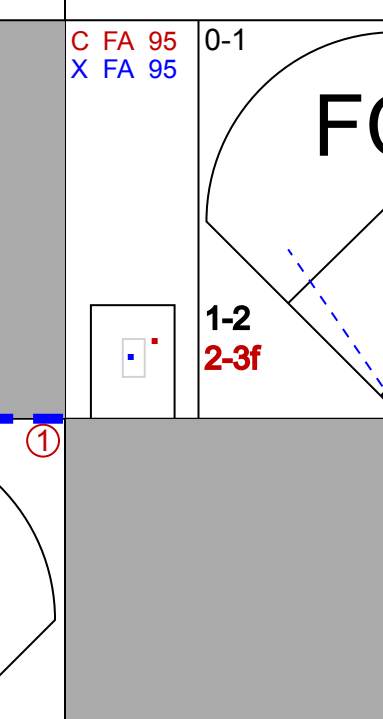
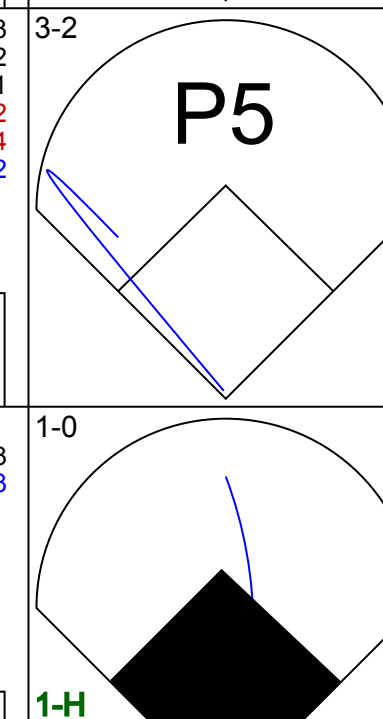
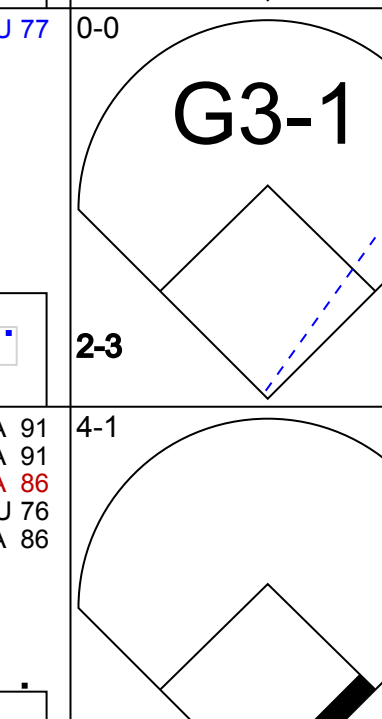


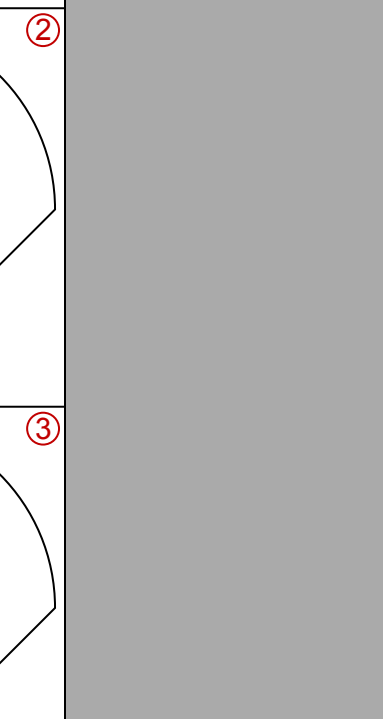
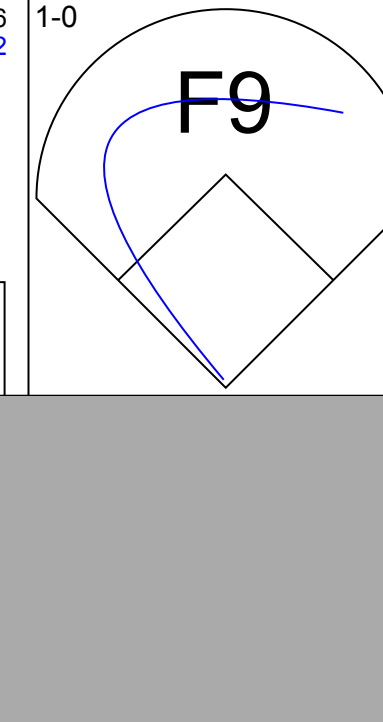


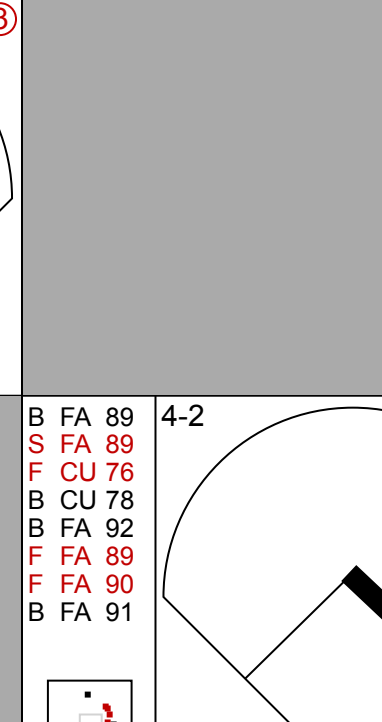
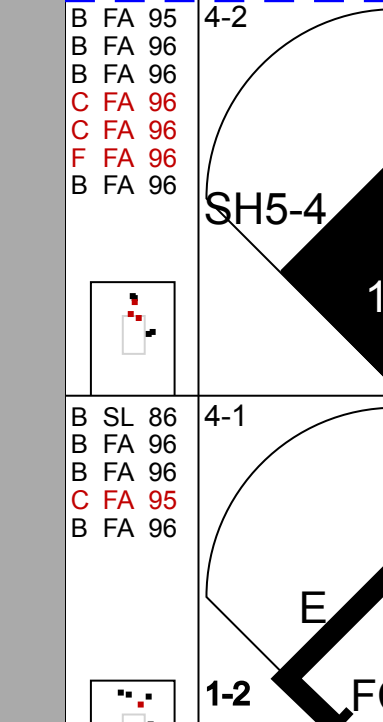



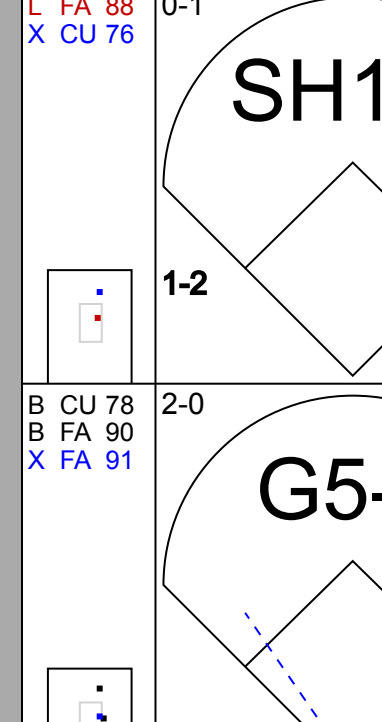
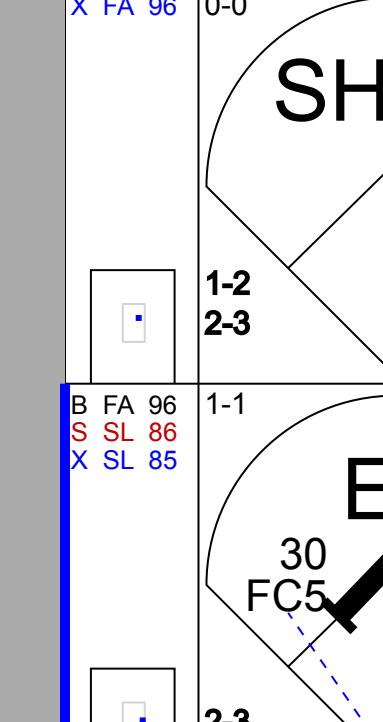

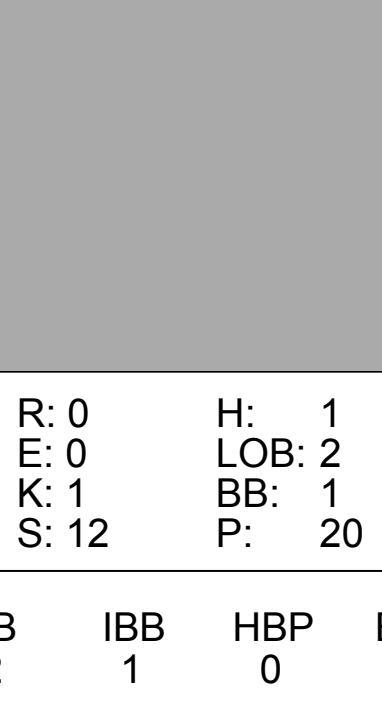
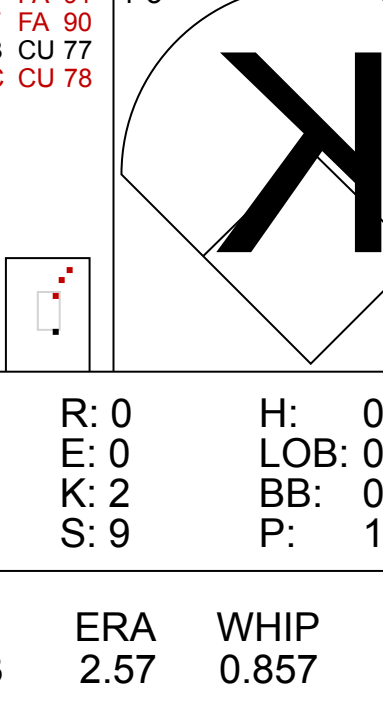
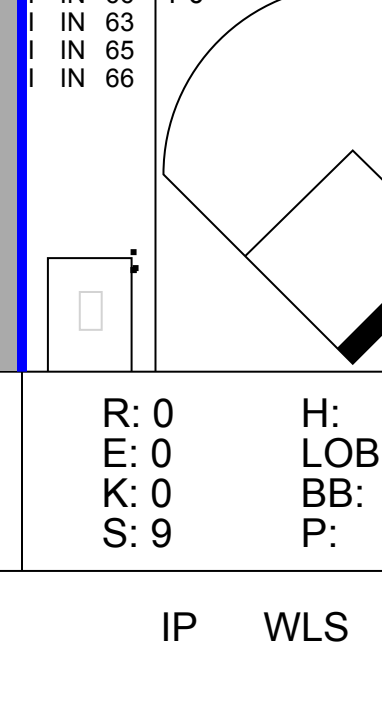
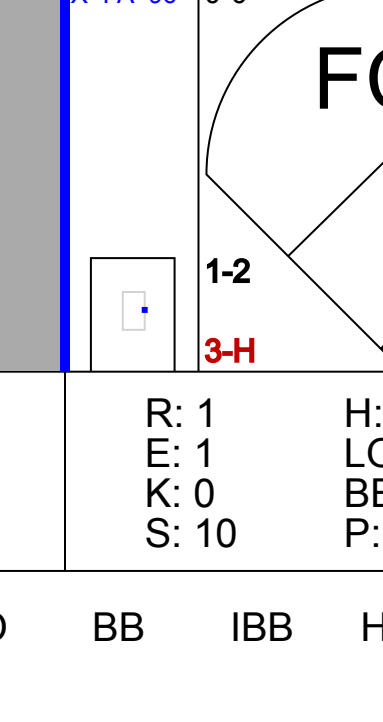







Batter	1	2	3	4	5	6	7	8	9	AB	R	H	RBI	BB	SO	LOB	TOP				
30 Norris Hopper, R OBP: 0.375, SLG: 0.394										2	1	0	0	3	0	1	Cincinnati Reds @ San Francisco Giants AT&T Park, San Francisco, CA Sun Sep 23 2007, 1:05 PM PDT Att: 38,029 - Cloudy - 66 F				
27 Jeff Keppinger, R OBP: 0.406, SLG: 0.498										5	1	1	2	0	1	3					
Jorge Cantu, R OBP: 0.333, SLG: 0.356										4	0	0	0	0	0	1					
Adam Dunn, L OBP: 0.386, SLG: 0.554										2	0	0	0	1	1	0					
Buck Coats, L OBP: 0.350, SLG: 0.313										1	0	0	0	0	1	1					
28 Edwin Encarnación, R OBP: 0.356, SLG: 0.440										4	0	1	0	0	1	0					
19 Joey Votto, L OBP: 0.391, SLG: 0.508										4	1	1	0	0	2	2					
Jason Ellison, R OBP: 0.284, SLG: 0.289										4	1	1	0	0	2	2					
26 David Ross, R OBP: 0.288, SLG: 0.404										2	0	2	2	1	0	0					
4 Brandon Phillips, R OBP: 0.334, SLG: 0.487										1	0	0	0	0	0	0					
39 Aaron Harang, R OBP: 0.120, SLG: 0.111										3	0	0	0	0	0	3					
56 Todd Coffey, R OBP: 0.329, SLG: 0.394										0	0	0	0	0	0	0					
Inning Stats	R: 2 E: 0 K: 1 S: 16	H: 2 LOB: 2 BB: 2 P: 28	R: 0 E: 0 K: 0 S: 8	H: 0 LOB: 1 BB: 2 P: 16	R: 0 E: 0 K: 2 S: 10	H: 0 LOB: 0 BB: 0 P: 15	R: 0 E: 0 K: 2 S: 8	H: 1 LOB: 1 BB: 0 P: 12	R: 0 E: 0 K: 0 S: 8	H: 3 LOB: 1 BB: 0 P: 18	R: 0 E: 0 K: 1 S: 13	H: 0 LOB: 1 BB: 1 P: 19	R: 0 E: 0 K: 1 S: 9	H: 0 LOB: 0 BB: 0 P: 14	R: 0 E: 0 K: 1 S: 11	H: 1 LOB: 1 BB: 0 P: 15	1B: 3 2B: 3 3B: 0 HR: 1	SF: 0 SAC: 0 DP: 1 HBP: 0	WP: 0 PB: 0 SB: 1 CS: 0	PA: 38	
PITCHER	IP WLS BF H R ER SO BB IBB HBP BLK WP HR S P ERA WHIP	IP WLS BF H R ER SO BB IBB HBP BLK WP HR S P ERA WHIP	IP WLS BF H R ER SO BB IBB HBP BLK WP HR S P ERA WHIP	IP WLS BF H R ER SO BB IBB HBP BLK WP HR S P ERA WHIP	IP WLS BF H R ER SO BB IBB HBP BLK WP HR S P ERA WHIP	IP WLS BF H R ER SO BB IBB HBP BLK WP HR S P ERA WHIP	IP WLS BF H R ER SO BB IBB HBP BLK WP HR S P ERA WHIP	IP WLS BF H R ER SO BB IBB HBP BLK WP HR S P ERA WHIP	IP WLS BF H R ER SO BB IBB HBP BLK WP HR S P ERA WHIP	IP WLS BF H R ER SO BB IBB HBP BLK WP HR S P ERA WHIP	IP WLS BF H R ER SO BB IBB HBP BLK WP HR S P ERA WHIP	IP WLS BF H R ER SO BB IBB HBP BLK WP HR S P ERA WHIP	IP WLS BF H R ER SO BB IBB HBP BLK WP HR S P ERA WHIP	IP WLS BF H R ER SO BB IBB HBP BLK WP HR S P ERA WHIP	IP WLS BF H R ER SO BB IBB HBP BLK WP HR S P ERA WHIP	IP WLS BF H R ER SO BB IBB HBP BLK WP HR S P ERA WHIP	IP WLS BF H R ER SO BB IBB HBP BLK WP HR S P ERA WHIP	IP WLS BF H R ER SO BB IBB HBP BLK WP HR S P ERA WHIP	IP WLS BF H R ER SO BB IBB HBP BLK WP HR S P ERA WHIP	IP WLS BF H R ER SO BB IBB HBP BLK WP HR S P ERA WHIP	IP WLS BF H R ER SO BB IBB HBP BLK WP HR S P ERA WHIP



Batter	1	2	3	4	5	6	7	8	9	AB	R	H	RBI	BB	SO	LOB	BOTTOM				
Rajai Davis, R OBP: 0.355, SLG: 0.378										4	1	1	0	0	1	0	Cincinnati Reds @ San Francisco Giants AT&T Park, San Francisco, CA Sun Sep 23 2007, 1:05 PM PDT Att: 38,029 - Cloudy - 66 F				
19 Kevin Frandsen, R OBP: 0.325, SLG: 0.378										4	1	2	0	0	0	0					
14 Fred Lewis, L OBP: 0.358, SLG: 0.404										3	1	1	1	1	2	0					
Rich Aurilia, R OBP: 0.306, SLG: 0.370										4	0	3	0	0	0	2					
12 Nate Schierholz, L OBP: 0.305, SLG: 0.386										4	0	0	1	0	0	4					
Pedro Feliz, R OBP: 0.287, SLG: 0.421										4	1	1	2	0	1	2					
40 Daniel Ortmeier, S OBP: 0.295, SLG: 0.236										4	1	3	0	0	0	1					
13 Omar Vizquel, S OBP: 0.300, SLG: 0.303										0	0	0	0	0	0	0					
50 Eliezer Alfonzo, R OBP: 0.293, SLG: 0.382										4	0	1	1	0	1	3					
29 Travis Blackley, L ERA: 3.6										1	0	0	0	0	1	0					
8 Eugenio Velez, S ERA: 3.7										1	0	0	0	0	0	1					
Jack Taschner, L ERA: 5.4										0	0	0	0	0	0	0					
23 Randy Messenger, R ERA: 3.79										0	0	0	0	0	0	0					
Scott McClain, R ERA: 4.45										0	0	0	0	0	0	1					
Scott Atchison, R ERA: 1.59										0	0	0	0	0	0	0					
Tyler Walker, R ERA: 1.59										0	0	0	0	0	0	0					
38 Brian Wilson, R ERA: 0.84										0	0	0	0	0	0	0					
Inning Stats	R: 0 E: 0 K: 2 S: 9	H: 0 LOB: 0 BB: 0 P: 11	R: 0 E: 0 K: 0 S: 8	H: 1 LOB: 1 BB: 0 P: 9	R: 0 E: 0 K: 1 S: 8	H: 0 LOB: 0 BB: 0 P: 9	R: 0 E: 0 K: 1 S: 11	H: 2 LOB: 1 BB: 0 P: 18	R: 0 E: 0 K: 3 S: 12	H: 1 LOB: 1 BB: 0 P: 15	R: 5 E: 0 K: 0 S: 21	H: 6 LOB: 1 BB: 0 P: 28	R: 0 E: 0 K: 0 S: 7	H: 0 LOB: 0 BB: 1 P: 15	R: 0 E: 0 K: 0 S: 8	H: 2 LOB: 2 BB: 0 P: 11	1B: 9 2B: 2 3B: 0 HR: 1	SF: 0 SAC: 0 DP: 0 HBP: 0	WP: 0 PB: 0 SB: 0 CS: 0	PA: 36	
PITCHER	IP WLS BF H R ER SO BB IBB HBP BLK WP HR S P ERA WHIP	IP WLS BF H R ER SO BB IBB HBP BLK WP HR S P ERA WHIP	IP WLS BF H R ER SO BB IBB HBP BLK WP HR S P ERA WHIP	IP WLS BF H R ER SO BB IBB HBP BLK WP HR S P ERA WHIP	IP WLS BF H R ER SO BB IBB HBP BLK WP HR S P ERA WHIP	IP WLS BF H R ER SO BB IBB HBP BLK WP HR S P ERA WHIP	IP WLS BF H R ER SO BB IBB HBP BLK WP HR S P ERA WHIP	IP WLS BF H R ER SO BB IBB HBP BLK WP HR S P ERA WHIP	IP WLS BF H R ER SO BB IBB HBP BLK WP HR S P ERA WHIP	IP WLS BF H R ER SO BB IBB HBP BLK WP HR S P ERA WHIP	IP WLS BF H R ER SO BB IBB HBP BLK WP HR S P ERA WHIP	IP WLS BF H R ER SO BB IBB HBP BLK WP HR S P ERA WHIP	IP WLS BF H R ER SO BB IBB HBP BLK WP HR S P ERA WHIP	IP WLS BF H R ER SO BB IBB HBP BLK WP HR S P ERA WHIP	IP WLS BF H R ER SO BB IBB HBP BLK WP HR S P ERA WHIP	IP WLS BF H R ER SO BB IBB HBP BLK WP HR S P ERA WHIP	IP WLS BF H R ER SO BB IBB HBP BLK WP HR S P ERA WHIP	IP WLS BF H R ER SO BB IBB HBP BLK WP HR S P ERA WHIP	IP WLS BF H R ER SO BB IBB HBP BLK WP HR S P ERA WHIP	IP WLS BF H R ER SO BB IBB HBP BLK WP HR S P ERA WHIP	IP WLS BF H R ER SO BB IBB HBP BLK WP HR S P ERA WHIP



Batter	1	2	3	4	5	6	7	8	9	AB	R	H	RBI	BB	SO	LOB	TOP					
Josh Anderson, L (1, 8) OBP: 0.444, SLG: 0.436										4	1	1	0	0	1	1						
Chris Burke, R (1, 4) OBP: 0.397, SLG: 0.363										4	1	1	0	0	0	0						
Cody Ransom, R (1, 5) OBP: 0.413, SLG: 0.371										2	0	0	0	1	2	0						
21 Ty Wigington, R (7, 5) OBP: 0.334, SLG: 0.461										1	1	1	0	0	0	0						
45 Carlos Lee, R (1, 7) OBP: 0.354, SLG: 0.529										4	1	1	1	0	0	2						
9 Hunter Pence, R (1, 9) OBP: 0.362, SLG: 0.545										4	0	1	1	0	2	1						
Mike Lamb, L (1, 3) OBP: 0.369, SLG: 0.456										3	0	0	0	1	0	1						
Eric Bruntlett, R (1, 6) OBP: 0.348, SLG: 0.285										4	0	1	1	0	0	0						
46 J.R. Towles, R (1, 2) OBP: 0.436, SLG: 0.611										4	0	1	0	0	0	2						
51 Wandy Rodriguez, S (1, 1) OBP: 0.157, SLG: 0.143										2	0	0	0	0	0	0						
Orlando Palmeiro, L (8, PH) OBP: 0.347, SLG: 0.257										0	0	0	0	0	0	0						
Craig Biggio, R (8, PH) OBP: 0.332, SLG: 0.377										0	0	0	0	0	0	1						
Dave Borkowski, R (8, 1)										0	0	0	0	0	0	0						
Brad Lidge, R (9, 1)										0	0	0	0	0	0	0						
Inning Stats	R: 0 E: 0 K: 2 S: 7	H: 0 LOB: 0 BB: 0 P: 9	R: 0 E: 0 K: 0 S: 9	H: 0 LOB: 0 BB: 0 P: 12	R: 0 E: 0 K: 0 S: 10	H: 0 LOB: 0 BB: 0 P: 13	R: 0 E: 0 K: 1 S: 12	H: 0 LOB: 0 BB: 0 P: 15	R: 0 E: 0 K: 0 S: 4	H: 0 LOB: 0 BB: 0 P: 5	R: 2 E: 0 K: 0 S: 7	H: 3 LOB: 1 BB: 1 P: 17	R: 0 E: 0 K: 0 S: 15	H: 1 LOB: 0 BB: 0 P: 20	R: 2 E: 0 K: 1 S: 11	H: 3 LOB: 2 BB: 1 P: 21	1B: 5 2B: 2 3B: 0 HR: 0	SF: 0 SAC: 0 DP: 1 HBP: 0	WP: 0 PB: 0 SB: 0 CS: 0	PA: 35		
PITCHER	IP WLS BF H R ER SO BB IBB HBP BLK WP HR S P ERA WHIP																					
31 Matt Belisle, R (1, 1) ERA: 5.32	7.0	24	3	2	2	4	1	0	0	0	0	0	0	0	0	56	80	2.57	0.571			
58 Marcus McBeth, R (8, 1) ERA: 6.27	0.1	2	1	0	0	0	0	0	0	0	0	0	0	0	0	9	13	0.00	3.000			
45 Bill Bray, L (8, 1) ERA: 6.43	0.2	2	0	0	0	0	0	0	0	0	0	0	0	0	6	7	0.00	0.000				
38 Gary Majewski, R (9, 1) ERA: 8.22	0.2	L 6	3	2	2	1	0	1	0	0	0	0	0	0	10	20	27.00	4.500				
Brad Salmon, R (9, 1) ERA: 3.42	0.1	1	0	0	0	0	0	0	0	0	0	0	0	0	1	1	0.00	0.000				
Batter	1	2	3	4	5	6	7	8	9	AB <td>R <td>H <td>RBI <td>BB <td>SO <td>LOB <td>BOTTOM</td> </td></td></td></td></td></td>	R <td>H <td>RBI <td>BB <td>SO <td>LOB <td>BOTTOM</td> </td></td></td></td></td>	H <td>RBI <td>BB <td>SO <td>LOB <td>BOTTOM</td> </td></td></td></td>	RBI <td>BB <td>SO <td>LOB <td>BOTTOM</td> </td></td></td>	BB <td>SO <td>LOB <td>BOTTOM</td> </td></td>	SO <td>LOB <td>BOTTOM</td> </td>	LOB <td>BOTTOM</td>	BOTTOM					
30 Norris Hopper, R (1, 8) OBP: 0.377, SLG: 0.394										5	0	1	0	0	1	4						
27 Jeff Keppinger, R (1, 4) OBP: 0.399, SLG: 0.485										4	1	1	0	0	0	1						
19 Joey Volto, L (1, 7) OBP: 0.377, SLG: 0.542										4	0	0	0	0	0	2						
28 Edwin Encarnación, R (1, 5) OBP: 0.356, SLG: 0.443										3	1	1	2	1	1	0						
Jorge Cantu, R (1, 3) OBP: 0.333, SLG: 0.352										3	1	0	0	1	1	2						
26 David Ross, R (1, 2) OBP: 0.271, SLG: 0.401										2	0	0	0	2	0	0						
Jason Ellison, R (1, 9) OBP: 0.297, SLG: 0.286										2	0	1	0	0	0	0						
Pedro Lopez, R (1, 6) OBP: 0.209, SLG: 0.220										3	0	0	0	0	2	2						
Javier Valentin, S (9, PH) OBP: 0.326, SLG: 0.388										1	0	1	1	0	0	0						
Jerry Gil, R (9, FR)										0	0	0	0	0	0	0						
31 Matt Belisle, R (1, 1) OBP: 0.119, SLG: 0.093										2	0	0	0	0	1	1						
4 Brandon Phillips, S (7, PH) OBP: 0.339, SLG: 0.449										0	0	0	0	0	0	0						
58 Marcus McBeth, R (8, 1) ERA: 6.27										0	0	0	0	0	0	0						
45 Bill Bray, L (8, 1) ERA: 6.43										0	0	0	0	0	0	0						
38 Gary Majewski, R (9, 1) ERA: 8.22										0	0	0	0	0	0	0						
Brad Salmon, L (9, 1) ERA: 3.42										0	0	0	0	0	0	0						
Buck Coats, S (9, PH) OBP: 0.346, SLG: 0.409										0	0	0	0	0	0	2						
Inning Stats	R: 2 E: 0 K: 0 S: 10	H: 2 LOB: 0 BB: 0 P: 15	R: 0 E: 0 K: 1 S: 9	H: 1 LOB: 1 BB: 0 P: 13	R: 0 E: 0 K: 1 S: 12	H: 1 LOB: 2 BB: 1 P: 20	R: 0 E: 0 K: 1 S: 9	H: 0 LOB: 0 BB: 0 P: 15	R: 0 E: 0 K: 2 S: 9	H: 0 LOB: 0 BB: 0 P: 14	R: 0 E: 0 K: 1 S: 11	H: 0 LOB: 0 BB: 0 P: 16	R: 0 E: 0 K: 0 S: 9	H: 0 LOB: 0 BB: 2 P: 20	R: 0 E: 0 K: 0 S: 6	H: 0 LOB: 0 BB: 0 P: 8	R: 1 E: 0 K: 0 S: 10	H: 1 LOB: 2 BB: 2 P: 19	1B: 3 2B: 1 3B: 0 HR: 1	SF: 0 SAC: 2 DP: 0 HBP: 0	WP: 0 PB: 0 SB: 0 CS: 0	PA: 37
PITCHER	IP WLS BF H R ER SO BB IBB HBP BLK WP HR S P ERA WHIP																					
51 Wandy Rodriguez, L (1, 1) ERA: 4.58	7.0	28	4	2	2	0	2	1	0	0	0	0	0	0	0	69	113	2.57	0.857			
Dave Borkowski, R (8, 1) ERA: 5.22	1.0	W 3	0	0	0	0	0	0	0	0	0	0	0	0	6	8	0.00	0.000				
Brad Lidge, R (9, 1) ERA: 3.41	1.0	S 6	1	1	1	0	2	0	0	0	0	0	0	10	19	9.00	3.000					


Houston Astros @ Cincinnati Reds
Great American Ball Park, Cincinnati, OH
Thu Sep 27 2007, 7:10 PM EDT
Att: 13,626 - Cloudy - 70 F

AB	33
R	4
H	7
RBI	3
BB	2
SO	5
LOB	8



Houston Astros @ Cincinnati Reds
Great American Ball Park, Cincinnati, OH
Thu Sep 27 2007, 7:10 PM EDT
Att: 13,626 - Cloudy - 70 F

AB	30
R	3
H	5
RBI	3
BB	5
SO	6
LOB	14



Batter	1	2	3	4	5	6	7	8	9	AB	R	H	RBI	BB	SO	LOB	TOP										
12 Alfonso Soriano, R (1.7) OBP: 0.334, SLG: 0.550										5	2	2	1	0	2	1											
Jason Kendall, R (1.2) OBP: 0.298, SLG: 0.308										5	0	0	0	0	2	1											
25 Derrek Lee, R (1.3) OBP: 0.400, SLG: 0.512										4	1	1	2	0	1	0											
Cliff Floyd, L (1.9) OBP: 0.372, SLG: 0.423										2	0	0	0	1	0	0											
20 Felix Pie, L (8.8) OBP: 0.298, SLG: 0.333										0	0	0	0	0	0	0											
16 Aramis Ramirez, R (1.5) OBP: 0.367, SLG: 0.552										4	1	1	0	0	0	2											
Mark DeRosa, R (1.4) OBP: 0.373, SLG: 0.422										4	2	2	0	0	0	0											
Jacque Jones, L (1.8) OBP: 0.333, SLG: 0.395										4	0	3	2	0	0	0											
2 Ryan Theriot, R (1.6) OBP: 0.329, SLG: 0.350										3	0	1	1	0	0	1											
38 Carlos Zambrano, S (1.1) OBP: 0.247, SLG: 0.346										3	0	0	0	0	1	1											
Bob Howry, L (8.1) OBP: 0.340, SLG: 0.412										0	0	0	0	0	0	0											
17 Mike Fontenot, L (9. PH) OBP: 0.340, SLG: 0.412										1	0	0	0	0	0	0											
46 Ryan Dempster, R (9.1) OBP: 0.340, SLG: 0.412										0	0	0	0	0	0	0											
Inning Stats	R: 1 E: 0 K: 1 S: 13	H: 1 LOB: 1 BB: 0 P: 18	R: 1 E: 1 K: 0 S: 11	H: 2 LOB: 1 BB: 0 P: 18	R: 0 E: 0 K: 0 S: 9	H: 0 LOB: 1 BB: 1 P: 18	R: 0 E: 0 K: 0 S: 5	H: 0 LOB: 0 BB: 0 P: 8	R: 2 E: 0 K: 0 S: 11	H: 2 LOB: 0 BB: 0 P: 17	R: 0 E: 0 K: 0 S: 12	H: 1 LOB: 1 BB: 0 P: 16	R: 0 E: 0 K: 3 S: 13	H: 0 LOB: 0 BB: 0 P: 17	R: 2 E: 0 K: 1 S: 14	H: 4 LOB: 2 BB: 0 P: 19	R: 0 E: 0 K: 1 S: 14	H: 0 LOB: 0 BB: 0 P: 19	1B: 6 2B: 2 3B: 0 HR: 2	SF: 1 SAC: 0 DP: 0 HBP: 1	WP: 0 PB: 1 SB: 0 CS: 0	PA: 38					
PITCHER	IP	WLS	BF	H	R	ER	SO	BB	IBB	HBP	BLK	WP	HR	S	P	ERA	WHIP										
61 Bronson Arroyo, R (1.1) ERA: 4.23	6.0	L	26	6	4	3	1	1	0	1	0	0	2	61	95	4.50	1.167										
56 Todd Coffey, R (7.1) ERA: 5.94	1.0		3	0	0	0	3	0	0	0	0	0	0	13	17	0.00	0.000										
Mike Stanton, L (8.1) ERA: 6.04	0.2		2	0	0	0	1	0	0	0	0	0	0	9	17	0.00	0.000										
Brad Salmon, R (8.1) ERA: 4.13	0.1		4	4	2	2	0	0	0	0	0	0	0	5	6	54.00	12.000										
58 Marcus McBeth, R (9.1) ERA: 5.95	1.0		3	0	0	0	1	0	0	0	0	0	0	14	19	0.00	0.000										

Chicago Cubs @ Cincinnati Reds
Great American Ball Park, Cincinnati, OH

AB 35
R 6
H 10
RBI 6
BB 1
SO 6
LOB 6



WP: 0 PA: 38
PB: 1
SB: 0
CS: 0

Fri Sep 28 2007, 7:10 PM EDT
Att: 32,193 - Clear - 76 F

Batter	1	2	3	4	5	6	7	8	9	AB	R	H	RBI	BB	SO	LOB	BOTTOM										
30 Norris Hopper, R (1.8) OBP: 0.372, SLG: 0.389										4	0	0	0	0	1	1											
27 Jeff Keppinger, R (1.6) OBP: 0.405, SLG: 0.489										4	0	3	0	0	0	0											
19 Joey Volto, L (1.3) OBP: 0.370, SLG: 0.526										4	0	1	0	0	0	3											
4 Brandon Phillips, R (1.4) OBP: 0.333, SLG: 0.488										4	0	1	0	0	0	3											
28 Edwin Encarnación, R (1.5) OBP: 0.355, SLG: 0.442										4	0	1	0	0	2	1											
Javier Valentin, S (1.2) OBP: 0.328, SLG: 0.387										3	0	1	0	1	0	2											
Buck Coats, L (1.7) OBP: 0.300, SLG: 0.346										4	0	0	0	0	1	2											
Jason Ellison, R (1.9) OBP: 0.287, SLG: 0.276										3	0	0	0	0	1	1											
61 Bronson Arroyo, R (1.1) OBP: 0.378, SLG: 0.214										2	0	1	0	0	0	0											
56 Todd Coffey, R (7.1) ERA: 5.94										0	0	0	0	0	0	0											
Mark Bellhorn, S (7. PH) OBP: 0.313, SLG: 0.083										1	0	0	0	0	0	1											
Mike Stanton, L (8.1) ERA: 6.04										0	0	0	0	0	0	0											
Brad Salmon, R (8.1) ERA: 4.13										0	0	0	0	0	0	0											
58 Marcus McBeth, R (9.1) ERA: 5.95										0	0	0	0	0	0	0											
Inning Stats	R: 0 E: 0 K: 0 S: 13	H: 1 LOB: 1 BB: 0 P: 17	R: 0 E: 0 K: 1 S: 7	H: 0 LOB: 0 BB: 0 P: 10	R: 0 E: 0 K: 0 S: 6	H: 0 LOB: 0 BB: 0 P: 10	R: 0 E: 0 K: 0 S: 8	H: 3 LOB: 2 BB: 0 P: 16	R: 0 E: 0 K: 0 S: 12	H: 1 LOB: 1 BB: 0 P: 16	R: 0 E: 0 K: 1 S: 14	H: 1 LOB: 1 BB: 0 P: 23	R: 0 E: 0 K: 2 S: 10	H: 0 LOB: 1 BB: 1 P: 18	R: 0 E: 0 K: 1 S: 9	H: 1 LOB: 1 BB: 0 P: 11	R: 0 E: 0 K: 0 S: 9	H: 1 LOB: 0 BB: 0 P: 13	1B: 8 2B: 0 3B: 0 HR: 0	SF: 0 SAC: 0 DP: 1 HBP: 0	WP: 0 PB: 0 SB: 0 CS: 0	PA: 34					
PITCHER	IP	WLS	BF	H	R	ER	SO	BB	IBB	HBP	BLK	WP	HR	S	P	ERA	WHIP										
38 Carlos Zambrano, R (1.1) ERA: 3.95	7.0	W	27	6	0	0	4	1	0	0	0	0	0	70	110	0.00	1.000										
Bob Howry, R (8.1) ERA: 3.36	1.0		4	1	0	0	1	0	0	0	0	0	0	9	11	0.00	1.000										
46 Ryan Dempster, R (9.1) ERA: 4.25	1.0		3	1	0	0	0	0	0	0	0	0	0	9	13	0.00	1.000										

Chicago Cubs @ Cincinnati Reds
Great American Ball Park, Cincinnati, OH

AB 33
R 0
H 8
RBI 0
BB 1
SO 5
LOB 14



WP: 0 PA: 34
PB: 0
SB: 0
CS: 0

Fri Sep 28 2007, 7:10 PM EDT
Att: 32,193 - Clear - 76 F

Batter	1	2	3	4	5	6	7	8	9	AB	R	H	RBI	BB	SO	LOB	TOP			
2 Ryan Theriot, R OBP: 0.326, SLG: 0.346	F9		B1-3		G4-3		G4-3		G6-4-3	5	0	0	0	0	0	2	Chicago Cubs @ Cincinnati Reds Great American Ball Park, Cincinnati, OH Sat Sep 29 2007, 3:55 PM EDT Att: 38,936 - Partly Cloudy - 79 F			
17 Mike Fontenot, L OBP: 0.339, SLG: 0.409	F7		1B		F8		G1-3			4	0	1	0	0	0	0				
19 Matt Murton, R OBP: 0.355, SLG: 0.442	HR		FC1-4-6 18 2B		2B				P6	4	2	2	1	0	0	1				
18 Geovany Soto, R OBP: 0.448, SLG: 0.692	2B		20 1B		2B				20 WP 1B	4	1	3	1	0	1	1				
20 Felix Pie, L OBP: 0.274, SLG: 0.337	K		1B						2B	4	0	2	1	0	2	2				
Ronny Cedeno, R OBP: 0.230, SLG: 0.400	HR		K						K	4	1	1	1	0	3	3				
24 Henry Blanco, R OBP: 0.204, SLG: 0.235	K									4	0	1	0	0	3	1				
57 Sam Fuld, L (1, 9)	K2-3		G4-3						57 BB 1B	3	0	0	0	1	2	1				
53 Rich Hill, L OBP: 0.141, SLG: 0.159	K								2 G6-4-3 BB	2	0	0	0	0	2	0				
Jason Kendall, R OBP: 0.299, SLG: 0.308	K								K	1	0	0	0	0	0	0				
45 Sean Marshall, L OBP: 0.133, SLG: 0.138										0	0	0	0	0	0	0				
Craig Monroe, R OBP: 0.268, SLG: 0.371										1	0	0	0	0	1	2				
47 Scott Eyre, L (9, 1)										0	0	0	0	0	0	0				
Inning Stats	R: 1 E: 0 K: 1 S: 15	H: 2 LOB: 1 BB: 0 P: 21	R: 1 E: 0 K: 3 S: 14	H: 1 LOB: 0 BB: 0 P: 14	R: 2 E: 0 K: 1 S: 19	H: 3 LOB: 1 BB: 0 P: 25	R: 0 E: 0 K: 2 S: 12	H: 0 LOB: 0 BB: 0 P: 14	R: 0 E: 0 K: 3 S: 11	H: 1 LOB: 1 BB: 0 P: 18	R: 0 E: 0 K: 0 S: 5	H: 0 LOB: 0 BB: 0 P: 7	R: 0 E: 0 K: 2 S: 12	H: 1 LOB: 1 BB: 0 P: 16	R: 0 E: 0 K: 1 S: 8	H: 1 LOB: 1 BB: 1 P: 14	1B: 5 2B: 3 3B: 0 HR: 2	SF: 0 SAC: 0 DP: 1 HBP: 0	WP: 1 PB: 0 SB: 1 CS: 0	PA: 37
PITCHER	IP WLS BF H R ER SO BB IBB HBP BLK WP HR S P ERA WHIP	8.0 L 33 9 4 4 13 0 0 0 0 1 2 95 125 4.50 1.125	1.0 4 1 0 0 1 1 0 0 0 0 0 8 14 0.00 2.000	PITCHER																

AB	36
R	4
H	10
RBI	4
BB	1
SO	14
LOB	13



Batter	1	2	3	4	5	6	7	8	9	AB	R	H	RBI	BB	SO	LOB	BOTTOM					
30 Norris Hopper, R OBP: 0.372, SLG: 0.389	K				P5					0	0	0	0	0	0	0	Chicago Cubs @ Cincinnati Reds Great American Ball Park, Cincinnati, OH Sat Sep 29 2007, 3:55 PM EDT Att: 38,936 - Partly Cloudy - 79 F					
Buck Coats, L OBP: 0.294, SLG: 0.367										4	0	1	0	0	2	0						
27 Jeff Keppinger, R OBP: 0.282, SLG: 0.483	L5				P3					3	0	0	0	0	0	1						
19 Joey Volto, L OBP: 0.353, SLG: 0.500	F8				F7					4	0	0	0	0	0	1						
4 Brandon Phillips, R OBP: 0.331, SLG: 0.485	F7				G4-3				F9	4	0	0	0	0	1	1						
28 Edwin Encarnación, R OBP: 0.355, SLG: 0.440	G5-3				G6-3 BB				F8	2	0	0	0	1	0	0						
Jorge Cantu, R OBP: 0.326, SLG: 0.342	K				G6-3				K	3	0	0	0	0	2	1						
26 David Ross, R OBP: 0.271, SLG: 0.399					P3					2	0	0	0	1	0	1						
Jason Ellison, R OBP: 0.278, SLG: 0.267					L7					3	0	0	0	0	2	1						
39 Aaron Harang, R OBP: 0.117, SLG: 0.108					F9					2	0	0	0	0	0	0						
Mark Bellhorn, S OBP: 0.294, SLG: 0.077										1	0	0	0	0	1	1						
25 David Weathers, R (9, 1)										0	0	0	0	0	0	0						
Inning Stats	R: 0 E: 0 K: 1 S: 5	H: 0 LOB: 0 BB: 0 P: 8	R: 0 E: 0 K: 1 S: 10	H: 0 LOB: 0 BB: 0 P: 15	R: 0 E: 0 K: 1 S: 7	H: 0 LOB: 0 BB: 0 P: 9	R: 0 E: 0 K: 0 S: 9	H: 0 LOB: 0 BB: 0 P: 13	R: 0 E: 0 K: 0 S: 13	H: 0 LOB: 1 BB: 1 P: 20	R: 0 E: 0 K: 1 S: 10	H: 1 LOB: 0 BB: 0 P: 14	R: 0 E: 0 K: 1 S: 7	H: 0 LOB: 0 BB: 0 P: 9	R: 0 E: 0 K: 2 S: 13	H: 0 LOB: 1 BB: 1 P: 25	R: 0 E: 0 K: 1 S: 12	H: 0 LOB: 1 BB: 0 P: 19	1B: 0 2B: 1 3B: 0 HR: 0	SF: 0 SAC: 0 DP: 0 HBP: 1	WP: 0 PB: 0 SB: 0 CS: 0	PA: 31
PITCHER	IP WLS BF H R ER SO BB IBB HBP BLK WP HR S P ERA WHIP	6.0 W 20 1 0 0 4 1 0 0 0 0 0 20 34 0.00 0.333	2.0 7 0 0 0 3 1 0 0 0 0 0 20 34 0.00 0.500	1.0 4 0 0 0 1 0 0 1 0 0 0 12 19 0.00 0.000	PITCHER																	

AB	28
R	0
H	1
RBI	0
BB	2
SO	8
LOB	7



Batter	1	2	3	4	5	6	7	8	9	AB	R	H	RBI	BB	SO	LOB	TOP								
12 Alfonso Soriano, R OBP: 0.337, SLG: 0.560 57 Sam Fuld, L (4, PR)	1-0 HR	1-2 2H 1B		2-2 2B		1-2 BB			3-2 F7	3	1	3	3	0	0	0									
17 Mike Fontenot, L OBP: 0.336, SLG: 0.402	4-1 25 G6-4-3 BB	1-1 F7		1-3 K		3-2 G6-3			1-0 F7	4	0	0	0	1	1	5									
25 Derrek Lee, R OBP: 0.400, SLG: 0.513 24 Henry Blanco, R OBP: 0.193, SLG: 0.222	0-1 G6-4-3		2-2 G3 2B		1-0 P3				1-0 L8	2	1	1	0	0	0	1									
Cliff Floyd, L OBP: 0.373, SLG: 0.422 19 Matt Murton, R OBP: 0.352, SLG: 0.438	4-2 BB		2-0 G3		2-0 G6-3				2-0 E5 G5-3	1	0	0	0	1	0	1									
16 Aramis Ramirez, R OBP: 0.366, SLG: 0.549 Mark DeRosa, R OBP: 0.371, SLG: 0.420	3-1 F7		0-1 G5-3		1-0 G5-3				1-0 G5-3	2	0	0	0	0	0	2									
Jacque Jones, L OBP: 0.335, SLG: 0.400 20 Felix Pie, L OBP: 0.271, SLG: 0.333		0-1 SH1-3 1B	0-2 2B		2-3 K				1-2 G6-3	3	2	1	2	1	0	0									
Ronny Cedeno, R OBP: 0.231, SLG: 0.392		1-3 K	0-1 G6-3						0-0 L8	1	4	0	1	0	0	1	2								
Jason Kendall, R OBP: 0.301, SLG: 0.309 18 Geovany Soto, R OBP: 0.435, SLG: 0.667		4-1 SH1-3 1B	1-2 BB		2-2 12 2B 1B				0-1 G1-3	2	1	1	1	0	1	0	0								
30 Ted Lilly, L Jason Marquis, R 13 Will Ohman, L 46 Ryan Dempster, R 24 Kerry Wood, R Cruz Marrero, R 43 Michael Wuerz, R 49 Carlos Marmol, R Bob Howry, L		1-0 SH1-3	1-3 K		1-3 K				1-2 P3	3	0	0	0	0	0	0	0								
Inning Stats	R: 1 E: 0 K: 0 S: 9	H: 1 LOB: 2 BB: 2 P: 21	R: 2 E: 0 K: 1 S: 12	H: 2 LOB: 1 BB: 1 P: 20	R: 1 E: 0 K: 1 S: 11	H: 2 LOB: 1 BB: 0 P: 15	R: 0 E: 0 K: 2 S: 14	H: 2 LOB: 2 BB: 1 P: 21	R: 0 E: 0 K: 1 S: 5	H: 0 LOB: 0 BB: 0 P: 10	R: 0 E: 0 K: 1 S: 14	H: 1 LOB: 2 BB: 1 P: 24	R: 0 E: 0 K: 0 S: 9	H: 0 LOB: 1 BB: 0 P: 15	R: 0 E: 0 K: 0 S: 8	H: 0 LOB: 0 BB: 0 P: 9	R: 0 E: 0 K: 0 S: 6	H: 0 LOB: 0 BB: 0 P: 11	1B: 4 2B: 3 3B: 0 HR: 1	SF: 0 SAC: 1 DP: 1 HBP: 0	WP: 0 PB: 0 SB: 0 CS: 0	PA: 39			
PITCHER	IP WLS BF H R ER SO BB IBB HBP BLK WP HR S P ERA WHIP	5.2 W 28 8 4 4 5 4 0 0 0 0 1 62 105 6.35 2.118	6.1 H 1 0 0 0 0 0 0 0 0 0 0 3 6 0.00 0.000	7.1 1.0 4 0 0 0 0 0 0 0 0 0 9 15 0.00 0.000	8.1 1.0 3 0 0 0 0 0 0 0 0 0 8 9 0.00 0.000	9.1 1.0 3 0 0 0 0 0 0 0 0 0 6 11 0.00 0.000																			

Chicago Cubs @ Cincinnati Reds
Great American Ball Park, Cincinnati, OH
Sun Sep 30 2007, 1:15 PM EDT
Att: 32,620 - Sunny - 81 F

AB	34
R	4
H	8
RBI	4
BB	4
SO	5
LOB	18



Batter	1	2	3	4	5	6	7	8	9	AB	R	H	RBI	BB	SO	LOB	BOTTOM							
27 Jeff Keppinger, R OBP: 0.400, SLG: 0.477	0-1 G5-3		4-1 65 1B 2B	2-1 F9		2-0 F9			3-2 F7	3	1	0	0	1	0	2								
65 Ryan Hanigan, R OBP: 0.364, SLG: 0.400	2-2 L4		3-2 19 2B	1-0 19 HR 1B		0-2 G6-3			0-2 F9	4	2	2	2	0	0	0								
19 Joey Volto, L OBP: 0.360, SLG: 0.548	1-1 F9		0-0 1B	2-1 1B		2-2 F9			2-2 F9	4	2	2	5	0	0	0								
28 Edwin Encarnación, R OBP: 0.356, SLG: 0.438		0-1 F8	3-2 1B	0-0 F7		2-2 HBP			2-2 HBP	2	0	0	0	0	0	0								
Jorge Cantu, R OBP: 0.331, SLG: 0.357		1-0 P3	1-0 1B	0-0 WP 2B		3-3 K			3-3 K	4	0	2	1	0	1	1								
Buck Coats, L OBP: 0.263, SLG: 0.324		2-3 K	1-3 K	2-3 K		0-0 L7			2-3 K	4	0	0	0	0	3	4								
Jason Ellison, R OBP: 0.287, SLG: 0.277			0-1 34 1B	1-1 FC1-5 1B		2-3 K			2-3 K	4	1	2	0	0	2	1								
Pedro Lopez, R OBP: 0.213, SLG: 0.222			2-3 K	2-1 FC1-5 1B		0-3 K			1-2 L5	4	1	1	0	0	2	2								
34 Homer Bailey, R OBP: 0.273, SLG: 0.364 45 Bill Bray, L 30 Norris Hopper, R 56 Todd Coffey, R Eddie Guardado, R Mark Belthorn, S Mike Stanton, L		1-3 K	1-1 FC1-5 1B	1-1 G1-3		1-3 K			1-3 K	2	2	1	0	0	1	3								
Inning Stats	R: 0 E: 0 K: 0 S: 7	H: 0 LOB: 0 BB: 0 P: 10	R: 0 E: 0 K: 1 S: 8	H: 0 LOB: 0 BB: 0 P: 11	R: 4 E: 0 K: 3 S: 20	H: 4 LOB: 2 BB: 1 P: 35	R: 4 E: 0 K: 0 S: 12	H: 4 LOB: 0 BB: 0 P: 21	R: 0 E: 0 K: 3 S: 10	H: 1 LOB: 1 BB: 0 P: 14	R: 0 E: 0 K: 0 S: 7	H: 0 LOB: 0 BB: 0 P: 10	R: 0 E: 0 K: 1 S: 12	H: 0 LOB: 1 BB: 0 P: 19	R: 0 E: 0 K: 2 S: 14	H: 0 LOB: 0 BB: 0 P: 18	1B: 6 2B: 2 3B: 0 HR: 1	SF: 0 SAC: 0 DP: 0 HBP: 2	WP: 1 PB: 0 SB: 1 CS: 0	PA: 36				
PITCHER	IP WLS BF H R ER SO BB IBB HBP BLK WP HR S P ERA WHIP	2.0 3.83 8 4 4 2 1 0 1 0 0 0 17 31 54.00 7.500	3.1 0.2 8 4 4 4 2 1 0 1 0 0 0 3 4 0.00 0.000	3.1 0.1 1 0 0 0 1 0 0 0 0 0 3 4 0.00 0.000	4.1 1.0 L 7 4 4 4 0 0 0 0 0 1 12 21 36.00 4.000	5.1 1.0 4 1 0 0 3 0 0 0 0 1 10 14 0.00 1.000																		

Chicago Cubs @ Cincinnati Reds
Great American Ball Park, Cincinnati, OH
Sun Sep 30 2007, 1:15 PM EDT
Att: 32,620 - Sunny - 81 F

AB	33
R	8
H	9
RBI	8
BB	1
SO	10
LOB	13

