Cincinnati Reds - 2009

Cincinnati Reds @ Tampa Bay Rays

Charlotte County Stadium, Port Charlotte, FL

Wed Feb 25 2009, 1:05 PM EST

Att. 6,028 - Sunny - 75 F

livebaseballscorecards.com

TOP

Batter	1	2	3	4	5	6	7	8	9	AB	R	H	RBI	BB	SO	LOB
3 Willy Taveras, R (1, 8) OBP: 0.333, SLG: 0.333	B F B B F X 3-2 G6-3 ①		C C B B S 2-3 K ③		X 0-0 15 HR 1-2 2-3 1B	X 0-0 ③ 1-2 1B			X 0-0 G4-3 ①	3	1	1	0	0	1	0
30 Norris Hopper, R (6, PH) OBP: 0.500, SLG: 0.500										2	0	1	0	0	0	0
(6, 8)																
15 Jerry Hairston, R (1, 6) OBP: 0.333, SLG: 1.333	C F X 0-2 F8 ②			X 0-0 P2 ①	B S F X 1-2 1-H 2-H 3-H HR		X 0-0 23 G3-1 1B		X 0-0 L9 ②	3	1	1	4	0	0	0
7 Paul Janish, R (6, 6) OBP: 0.500, SLG: 0.500										2	0	1	0	0	0	0
19 Joey Votto, L (1, 3) OBP: 0.333, SLG: 0.333	C C C 0-3 K ③			X 0-0 4 32 1B 1B 1B	X 0-0 G6-3 ②		X 0-0 G3-1 ① 1-2		X 0-0 60 HR 1B	3	0	1	0	0	1	0
23 Daryle Ward, L (6, 3) OBP: 0.500, SLG: 0.500										2	1	1	0	0	0	1
4 Brandon Phillips, R (1, 4) OBP: 0.500, SLG: 0.500		X 0-0 G4-3 ①		X 0-0 32 1B 1-2 1B	X 0-0 E5 80 1B		C C C 0-3 K ②		B B C S X 2-2 1-H HR	2	0	1	0	0	0	0
60 Adam Rosales, R (5, PH) OBP: 0.333, SLG: 1.333										3	2	1	2	0	1	1
(5, 4)																
32 Jay Bruce, L (1, 9) OBP: 0.500, SLG: 0.500		C X 0-1 L6 ②		X 0-0 1-3 2-H 1B	X 0-0 2-H 1B		X 0-0 G5-3 ③		X 0-0 1B	2	0	1	0	0	0	0
80 Darnell McDonald, R (5, PH) OBP: 0.667, SLG: 0.667										3	0	2	1	0	0	1
(5, 9)																
28 Edwin Encarnación, R (1, 5)		B B B C T F X 3-2 E9 21 FC6-4		X 0-0 P4 ③	X 0-0 G5-3 ③			C B X 1-1 F9 ①	X 0-0 G1-3 ③	2	0	0	0	0	0	2
84 Todd Frazier, R (5, PH)										3	0	0	0	0	0	2
(5, 5)																
21 Chris Dickerson, L (1, 7)		C B X 1-1 FC6-4 ③ 1-2f			C C C 0-3 K ①	X 0-0 F9 ①		B C C F X 1-2 G5-3 ②		2	0	0	0	0	1	1
31 Jonny Gomes, R (5, 7)										2	0	0	0	0	0	0
55 Ramon Hernandez, R (1, 2) OBP: 0.500, SLG: 0.500			B F B B F F X 2-2 F9 ①		X 0-0 3 1B 9 1B 15 HR 1B	X 0-0 ② F9		X 0-0 2B		2	1	1	0	0	0	0
26 Wilkin Castillo, S (6, PH)										1	0	0	0	0	0	0
(6, 2)																
81 Chris Denove, R (8, PH) OBP: 1.000, SLG: 2.000										1	0	1	0	0	0	0
(8, 2)																
9 Jacque Jones, L (1, 10) OBP: 0.500, SLG: 0.500			B F B B F C 2-3 K ②		X 0-0 3 1B 15 HR 1-2 1B	B B B 4-0 30 1B BB		C B X 1-1 G4-3 ③		2	1	1	0	0	1	0
50 Laynce Nix, L (6, PH)										1	0	0	0	1	0	1
(6, 10)																
Inning Stats	R: 0 E: 0 K: 1 S: 9 H: 0 LOB: 0 BB: 0 P: 12	R: 0 E: 1 K: 0 S: 9 H: 0 LOB: 1 BB: 0 P: 13	R: 0 E: 0 K: 2 S: 11 H: 0 LOB: 0 BB: 0 P: 17	R: 0 E: 0 K: 0 S: 5 H: 3 LOB: 2 BB: 0 P: 5	R: 5 E: 1 K: 1 S: 13 H: 5 LOB: 1 BB: 0 P: 14	R: 0 E: 0 K: 0 S: 3 H: 1 LOB: 1 BB: 1 P: 7	R: 0 E: 0 K: 1 S: 6 H: 1 LOB: 1 BB: 0 P: 6	R: 0 E: 0 K: 0 S: 9 H: 1 LOB: 1 BB: 0 P: 12	R: 2 E: 0 K: 0 S: 8 H: 3 LOB: 1 BB: 0 P: 10	1B: 11 2B: 1 3B: 0 HR: 2 SF: 0 SAC: 0 DP: 0 HBP: 0							

	AB	41
	R	7
	H	14
	RBI	7
	BB	1
	SO	5
	LOB	9

WP: 0 PB: 0 SB: 0 CS: 0 PA: 42

PITCHER		IP	WLS	BF	H	R	ER	SO	BB	IBB	HBP	BLK	WP	HR	S	P	ERA	WHIP
67 Carlos Hernández, L ERA:	(1, 1)	2.0		7	0	0	0	1	0	0	0	0	0	0	18	25	0.00	0.000
Jason Hammel, R ERA:	(3, 1)	2.0		8	3	0	0	2	0	0	0	0	0	0	16	22	0.00	1.500
36 Randy Choate, L ERA: 36.0	(5, 1)	1.0	L	9	5	5	4	1	0	0	0	0	0	1	13	14	36.00	5.000
31 Lance Cormier, R ERA:	(6, 1)	1.0		4	1	0	0	0	1	0	0	0	0	0	3	7	0.00	2.000
39 J.P. Howell, L ERA:	(7, 1)	1.0		4	1	0	0	1	0	0	0	0	0	0	6	6	0.00	1.000

PITCHER		IP	WLS	BF	H	R	ER	SO	BB	IBB	HBP	BLK	WP	HR	S	P	ERA	WHIP
75 Neal Frontz, R ERA:	(8, 1)	1.0		4	1	0	0	0	0	0	0	0	0	0	9	12	0.00	1.000
51 Mitch Talbot, R ERA: 18.0	(9, 1)	1.0		6	3	2	2	0	0	0	0	0	0	1	8	10	18.00	3.000

Batter	1	2	3	4	5	6	7	8	9	AB	R	H	RBI	BB	SO	LOB
8 Jason Bartlett, R (1, 6) OBP: 0.500, SLG: 0.500	B B B C X 3-1 G6-3 ①		F X 0-1 3 WP 1-2 1B			B B B B 4-0 BB		X 0-0 2B		2	0	1	0	0	0	0
10 Justin Ruggiano, R (4, 9) OBP: 1.000, SLG: 2.000										1	0	1	0	1	0	0
13 Carl Crawford, L (1, 7) OBP: 1.000, SLG: 1.000	C B B B X 3-1 1B		C B D C X 2-2 F7 ②			X 0-0 F8 ①		B X 1-0 P3 ③		1	0	1	0	0	0	0
43 Jon Weber, L (3, 7)										3	0	0	0	0	0	4
3 Evan Longoria, R (1, 5)	1 SAFE B X 1-0 F8 ②		B B C C S 2-3 K 1-2 2-3 ③			X 0-0 L5 ②			X 0-0 G1-3 ①	2	0	0	0	0	1	3
63 Chris Nowak, R (4, 5)										2	0	0	0	0	0	1
5 Pat Burrell, R (1, 10)	S S S 0-3 K ③			X 0-0 G6-3 ①		C C C 0-3 K ③			X 0-0 F8 ②	2	0	0	0	0	1	1
19 Gabe Kapler, R (5, 10)										2	0	0	0	0	1	1
16 Willy Aybar, S (1, 3)		B S B X 2-1 G3 ①		C C C 0-3 K ②			S S S 0-3 K ①		X 0-0 2B	2	0	0	0	0	1	0
32 Chris Richard, L (5, 3) OBP: 0.500, SLG: 1.000										2	0	1	0	0	1	0
30 Dioner Navarro, S (1, 2)		B C F B X 2-2 P6 ②		C B B F F F B F 3-2 X P3 ③			S S S 0-3 K ②		S S S 0-3 K ③	1	0	0	0	0	0	0
24 Adam Kennedy, L (4, 4)										1	0	0	0	0	0	0
29 Elliot Johnson, S (7, 4)										2	0	0	0	0	2	1
18 Ben Zobrist, S (1, 4)		C X 0-1 G4-3 ③			S S S 0-3 K ①		X 0-0 G6-3 ③			1	0	0	0	0	0	0
9 Shawn Riggans, R (4, 2)										1	0	0	0	0	1	0
28 John Jaso, L (7, 2)										1	0	0	0	0	0	0
26 Gabe Gross, L (1, 9)			C B B C B B 4-2 3 WP 8 1B BB		X 0-0 G4-3 ②			X 0-0 P6 ①		0	0	0	0	1	0	0
15 Reid Brignac, L (4, 6)										1	0	0	0	0	0	0
37 Ray Olmedo, S (7, 6)										1	0	0	0	0	0	0
38 Fernando Perez, R (1, 8)			C D 1 SAFE B C 1 SAFE C 2-3 K ①		X 0-0 G4-3 ③			C B X 1-1 G6-3 ②		2	0	0	0	0	1	1
62 Ray Sadler, R (6, 8)										1	0	0	0	0	0	0
Inning Stats	R: 0 E: 0 K: 1 S: 8 H: 1 LOB: 1 BB: 0 P: 15	R: 0 E: 0 K: 0 S: 7 H: 0 LOB: 0 BB: 0 P: 11	R: 0 E: 0 K: 2 S: 13 H: 1 LOB: 2 BB: 1 P: 23	R: 0 E: 0 K: 1 S: 11 H: 0 LOB: 0 BB: 0 P: 14	R: 0 E: 0 K: 1 S: 5 H: 0 LOB: 0 BB: 0 P: 5	R: 0 E: 0 K: 1 S: 5 H: 0 LOB: 1 BB: 1 P: 9	R: 0 E: 0 K: 2 S: 7 H: 0 LOB: 0 BB: 0 P: 7	R: 0 E: 0 K: 0 S: 5 H: 1 LOB: 1 BB: 0 P: 7	R: 0 E: 0 K: 1 S: 6 H: 1 LOB: 1 BB: 0 P: 6	1B: 2 2B: 2 3B: 0 HR: 0	SF: 0 SAC: 0 DP: 0 HBP: 0						

PITCHER		IP	WLS	BF	H	R	ER	SO	BB	IBB	HBP	BLK	WP	HR	S	P	ERA	WHIP
36 Edinson Volquez, R ERA:	(1, 1)	3.0		12	2	0	0	3	1	0	0	0	1	0	28	49	0.00	1.000
47 Johnny Cueto, R ERA:	(4, 1)	3.0	W	10	0	0	0	3	1	0	0	0	0	0	21	28	0.00	0.333
34 Homer Bailey, R ERA:	(7, 1)	1.0		3	0	0	0	2	0	0	0	0	0	0	7	7	0.00	0.000
56 Aaron Fultz, L ERA:	(8, 1)	1.0		4	1	0	0	0	0	0	0	0	0	0	5	7	0.00	1.000
51 Jared Burton, R ERA:	(9, 1)	1.0		4	1	0	0	1	0	0	0	0	0	0	6	6	0.00	1.000

PITCHER	IP	WLS	BF	H	R	ER	SO	BB	IBB	HBP	BLK	WP	HR	S	P	ERA	WHIP

BOTTOM

Cincinnati Reds @ Tampa Bay Rays

Charlotte County Stadium, Port Charlotte, FL

Wed Feb 25 2009, 1:05 PM EST

Att. 6,028 - Sunny - 75 F

livebaseballscorecards.com

AB	31
R	0
H	4
RBI	0
BB	2
SO	9
LOB	12

1B: 2	SF: 0	WP: 1	PA: 33
2B: 2	SAC: 0	PB: 0	
3B: 0	DP: 0	SB: 0	
HR: 0	HBP: 0	CS: 0	

Minnesota Twins @ Cincinnati Reds

Ed Smith Stadium, Sarasota, FL

Thu Feb 26 2009, 1:05 PM EST

Att. 3,197 - Sunny - 76 F

livebaseballscorecards.com

TOP

Batter	1	2	3	4	5	6	7	8	9	AB	R	H	RBI	BB	SO	LOB
2 Denard Span, L (1, 7) OBP: 0.333, SLG: 0.333 73 David Winfree, R (5, 9) OBP: 0.333, SLG: 0.333	C C C 0-3 ① K		X 0-0 1B		X 0-0 ① G1-5-3	X 0-0 ③ FC5 2-3f		X 0-0 57 E, 11 BB, 72 HR 1-2 1B		3 0 1 0 0 1 0 2 1 1 0 0 0 2						
22 Carlos Gómez, R (1, 8) 11 Jason Pridie, L (5, 8) OBP: 0.500, SLG: 0.500	X 0-0 ② L4		X 0-0 ③ G4-3		X 0-0 ② P6		X 0-0 72 F9, 57 1B, 31 FC6-4 1B	B B B B 4-0 57 E, 72 HR 1-2 2-3 BB		3 0 0 0 0 0 1 1 2 1 0 1 0 0						
23 Brendan Harris, R (1, 5) OBP: 0.667, SLG: 1.000 57 Luke Hughes, R (5, 5) OBP: 0.500, SLG: 0.500 (6, 4)	X 0-0 2B			X 0-0 32 HR 1B	X 0-0 ③ G4-3		X 0-0 31 FC6-4 1-2 1B	X 0-0 E3, 72 HR 1-2 2-3 3-H		3 1 2 0 0 0 0 2 1 1 0 0 0 2						
32 Brian Buscher, L (1, 3) OBP: 0.800, SLG: 1.600 72 Brock Peterson, R (6, PR) OBP: 0.667, SLG: 2.000 (6, 3)	X 0-0 ③ G4-3			C B X 1-1 1-H HR		X 0-0 82 2B 1B	X 0-0 ① F9 2-3	B C S B X 2-2 1-H 2-H 3-H HR		3 1 2 2 0 0 1 2 2 1 4 0 0 2						
31 Luis Matos, R (1, 9) OBP: 0.143, SLG: 0.143 (5, 7)		S S S 0-3 ① K		X 0-0 82 1B 1B		X 0-0 ① F9	X 0-0 ② FC6-4 1-2f 3-H	X 0-0 ③ F8		5 0 1 1 0 1 2						
82 Dustin Martin, L (1, 10) OBP: 0.600, SLG: 0.800 78 Alejandro Machado, S (7, PH) (7, 10)		X 0-0 ② P4		X 0-0 1-2 1B		X 0-0 1-H 58 1B 2B	X 0-0 ③ F9		X 0-0 ① G6-3	3 1 2 1 0 0 0 2 0 0 0 0 0 1						
20 Matt Tolbert, S (1, 4) 74 Deibinson Romero, R (6, PR) OBP: 0.500, SLG: 0.500 (6, 5)		X 0-0 ③ F9		X 0-0 ① F8		B B B B 4-0 73 FC5, 58 1B BB		X 0-0 11 BB, 73 1B, 57 E 1B	X 0-0 ② F7	2 0 0 0 1 0 2 2 1 1 0 0 0 0						
58 Jose Morales, S (1, 2) OBP: 0.333, SLG: 0.333 81 Danny Lehmann, R (6, 2)			X 0-0 ① L8	C C C 0-3 ② K		X 0-0 1-2 2-H 1B		X 0-0 ① P4	C C C 0-3 ③ K	3 0 1 1 0 1 2 2 0 0 0 0 1 1						
1 Trevor Plouffe, R (1, 6) 85 Toby Gardenhire, R (6, 6)			X 0-0 ② P3	X 0-0 ③ F9		S S S 0-3 ② K		S S S 0-3 ② K		3 0 0 0 0 1 4 1 0 0 0 0 1 1						
Inning Stats	R: 0 H: 1 E: 0 LOB: 1 K: 1 BB: 0 S: 6 P: 6	R: 0 H: 0 E: 0 LOB: 0 K: 1 BB: 0 S: 5 P: 5	R: 0 H: 1 E: 0 LOB: 1 K: 0 BB: 0 S: 4 P: 4	R: 2 H: 4 E: 0 LOB: 2 K: 1 BB: 0 S: 10 P: 11	R: 0 H: 0 E: 0 LOB: 0 K: 0 BB: 0 S: 3 P: 3	R: 2 H: 3 E: 0 LOB: 2 K: 1 BB: 1 S: 8 P: 12	R: 1 H: 2 E: 1 LOB: 1 K: 0 BB: 0 S: 5 P: 5	R: 5 H: 3 E: 1 LOB: 0 K: 1 BB: 1 S: 11 P: 17	R: 0 H: 0 E: 0 LOB: 0 K: 1 BB: 0 S: 5 P: 5	1B: 10 SF: 0 2B: 2 SAC: 0 3B: 0 DP: 0 HR: 2 HBP: 0							WP: 0 PA: 44 PB: 0 SB: 0 CS: 0

	AB	42
	R	10
	H	14
	RBI	9
	BB	2
	SO	6
	LOB	21

PITCHER		IP	WLS	BF	H	R	ER	SO	BB	IBB	HBP	BLK	WP	HR	S	P	ERA	WHIP
33 Micah Owings, R ERA:	(1, 1)	3.0		11	2	0	0	2	0	0	0	0	0	0	15	15	0.00	0.667
48 Francisco Cordero, R ERA: 18.0	(4, 1)	1.0	L	7	4	2	2	1	0	0	0	0	0	1	10	11	18.00	4.000
25 David Weathers, R ERA:	(5, 1)	1.0		3	0	0	0	0	0	0	0	0	0	0	3	3	0.00	0.000
53 Arthur Rhodes, L ERA: 18.0	(6, 1)	1.0		7	3	2	2	1	1	0	0	0	0	0	8	12	18.00	4.000
57 Mike Lincoln, R ERA: 9.0	(7, 1)	1.0		5	2	1	1	0	0	0	0	0	0	0	5	5	9.00	2.000

PITCHER		IP	WLS	BF	H	R	ER	SO	BB	IBB	HBP	BLK	WP	HR	S	P	ERA	WHIP
58 Ramon Ramirez, R ERA:	(8, 1)	1.0		8	3	5	0	1	1	0	0	0	0	1	11	17	0.00	4.000
65 Josh Roenicke, R ERA:	(9, 1)	1.0		3	0	0	0	1	0	0	0	0	0	0	5	5	0.00	0.000

Minnesota Twins @ Cincinnati Reds

Ed Smith Stadium, Sarasota, FL

Thu Feb 26 2009, 1:05 PM EST

Att. 3,197 - Sunny - 76 F

livebaseballscorecards.com

BOTTOM

Batter	1	2	3	4	5	6	7	8	9	AB	R	H	RBI	BB	SO	LOB
3 Willy Taveras, R (1, 8) OBP: 0.200, SLG: 0.200 83 Drew Stubbs, R (6, PH) (7, 8)	G6-3			B1-3		K 1-2	G6-3			2 2	0 0	0 0	0 0	0 0	0 1	0 2
15 Jerry Hairston, R (1, 6) OBP: 0.200, SLG: 0.800 64 Chris Valaika, R (6, PH) (7, 6)	G5-3			F7		K		G4-3		2 2	0 0	0 0	0 0	0 0	0 1	0 1
19 Joey Votto, L (1, 3) OBP: 0.200, SLG: 0.200 77 Yonder Alonso, L (7, 3)	F8			K			G3	K		2 2	0 0	0 0	0 0	0 0	1 1	0 0
4 Brandon Phillips, R (1, 4) OBP: 0.500, SLG: 0.500 62 Danny Richar, L (6, 4) OBP: 0.500, SLG: 0.500		G6-3			32 CS 1B		82 S 68 1B 1B	F7		2 2	0 1	1 1	0 0	0 0	0 0	0 0
32 Jay Bruce, L (1, 9) OBP: 0.250, SLG: 0.250 82 Wes Bankston, R (6, 9)		G3			SAFE 1-3 K 1-2		9 F9 68 1B 71 1B 1-2 HBP		G5-3	2 1	0 1	0 0	0 0	0 0	1 0	1 0
28 Edwin Encarnación, R (1, 5) 68 Juan Francisco, L (6, 5) OBP: 0.500, SLG: 0.500		P4			4-0 BB		71 1B 75 2B 1-2 2-H 1B		G4-3	1 2	0 1	0 1	0 1	1 0	0 0	0 0
50 Laynce Nix, L (1, 7) 9 Jacque Jones, L (6, 7) OBP: 0.500, SLG: 0.333		P5			0-3 K		F9 2-3		4-0 71 E BB	2 1	0 0	0 0	0 0	1 1	1 0	1 2
55 Ramon Hernandez, R (1, 2) OBP: 0.250, SLG: 0.250 71 Craig Tatum, R (7, 2) OBP: 0.500, SLG: 0.500		P4				0-3 K	75 2B 1-2 3-H 1B		E5 1-2	2 2	0 1	0 1	0 1	0 0	1 0	0 1
Jeff Keppinger, R (1, 10) OBP: 0.500, SLG: 0.500 75 Kevin Barker, L (7, PH) OBP: 0.500, SLG: 1.000 (8, 10)		P6				0-0 83 PB 1B	1-H 2-H 2B		F7	2 2	0 0	1 1	0 2	0 0	0 0	0 2
Inning Stats	R: 0 E: 0 K: 0 S: 3 H: 0 LOB: 0 BB: 0 P: 3	R: 0 E: 0 K: 0 S: 3 H: 0 LOB: 0 BB: 0 P: 3	R: 0 E: 0 K: 0 S: 3 H: 0 LOB: 0 BB: 0 P: 3	R: 0 E: 0 K: 1 S: 5 H: 0 LOB: 0 BB: 0 P: 5	R: 0 E: 0 K: 2 S: 7 H: 1 LOB: 1 BB: 1 P: 12	R: 0 E: 0 K: 3 S: 10 H: 1 LOB: 1 BB: 0 P: 11	R: 4 E: 0 K: 0 S: 7 H: 4 LOB: 1 BB: 0 P: 9	R: 0 E: 0 K: 1 S: 5 H: 0 LOB: 0 BB: 0 P: 5	R: 0 E: 1 K: 0 S: 4 H: 0 LOB: 2 BB: 1 P: 8	1B: 5 2B: 1 3B: 0 HR: 0	SF: 0 SAC: 0 DP: 0 HBP: 1			WP: 0 PB: 1 SB: 1 CS: 1		PA: 36	

AB	33
R	4
H	6
RBI	4
BB	2
SO	7
LOB	10

PITCHER		IP	WLS	BF	H	R	ER	SO	BB	IBB	HBP	BLK	WP	HR	S	P	ERA	WHIP
53 Nick Blackburn, R	(1, 1)	2.0		6	0	0	0	0	0	0	0	0	0	0	6	6	0.00	0.000
ERA:																		
54 Matt Guerrier, R	(3, 1)	1.0	W	3	0	0	0	0	0	0	0	0	0	0	3	3	0.00	0.000
ERA:																		
49 Craig Breslow, L	(4, 1)	1.0	H	3	0	0	0	1	0	0	0	0	0	0	5	5	0.00	0.000
ERA:																		
50 Jose Mijares, L	(5, 1)	1.0	H	4	1	0	0	2	1	0	0	0	0	0	7	12	0.00	2.000
ERA:																		
39 R.A. Dickey, R	(6, 1)	1.0		4	1	0	0	3	0	0	0	0	0	0	10	11	0.00	1.000
ERA:																		

PITCHER		IP	WLS	BF	H	R	ER	SO	BB	IBB	HBP	BLK	WP	HR	S	P	ERA	WHIP
38 Philip Humber, R	(7, 1)	1.0		8	4	4	4	0	0	0	1	0	0	0	7	9	36.00	4.000
ERA: 36.0																		
51 Anthony Swarzak, R	(8, 1)	1.0		3	0	0	0	1	0	0	0	0	0	0	5	5	0.00	0.000
ERA:																		
83 Armando Gabino, R	(9, 1)	1.0		5	0	0	0	0	1	0	0	0	0	0	4	8	0.00	1.000
ERA:																		

Philadelphia Phillies @ Cincinnati Reds

Ed Smith Stadium, Sarasota, FL

Fri Feb 27 2009, 1:05 PM EST

Att. 4,223 - Sunny - 74 F

TOP

livebaseballscorecards.com

Batter	1	2	3	4	5	6	7	8	9	AB	R	H	RBI	BB	SO	LOB
8 Shane Victorino, S (1, 8) OBP: 0.400, SLG: 0.800 79 Jason Ellison, R (4, 8) OBP: 0.286, SLG: 0.286	29 2B	G6-3	2B	40 BB	1B	G6-3		3 2	1 0	2 1	0 0	0 0	0 0	0 0
75 Jason Donald, R (1, 5) 87 Anthony Hewitt, R (5, 5)	G6-3	12 F9 29 BB 19 1B	F9	K	L7					2 2	1 0	0 0	0 0	1 0	0 1	2 1
29 Raul Ibanez, L (1, 7) OBP: 0.375, SLG: 0.429 40 John Mayberry Jr., R (5, 7) OBP: 0.571, SLG: 0.600	2-H 2B	19 1B 1-2 BB	G4-3	1-2 BB						2 0	0 0	1 0	1 0	1 1	0 0	0 0
12 Matt Stairs, L (1, 10) 9 Miguel Cairo, R (7, PH) (7, 10)	F8	F9 2-3	G3	F7						3 1	0 0	0 0	0 0	0 0	0 0	3 2
19 Greg Dobbs, L (1, 3) OBP: 0.500, SLG: 0.429 33 Andy Tracy, L (5, 3) OBP: 0.250, SLG: 0.250	FC6-4 BB	1-2 3-H 1B	F9	K						2 1	0 0	1 0	1 0	1 0	0 1	0 2
Geoff Jenkins, L (1, 9) OBP: 0.400, SLG: 0.250 67 Chris Walker, S (6, 9)	FC6-4 1-2f	K	G1-3	K						3 1	0 0	0 0	0 0	0 0	1 1	4 0
34 Pablo Ozuna, R (1, 4) OBP: 0.750, SLG: 1.500 22 Marcus Giles, R (6, 4)	F7	HR	1B	G5-3						3 1	1 0	2 0	1 0	0 0	0 0	0 0
72 Ozzie Chavez, S (1, 6) 13 Jorge Velandia, R (6, 6)	F8	G4-3	F9	G2-3						3 1	0 0	0 0	0 0	0 0	0 0	1 0
3 Lou Marson, R (1, 2) 78 Paul Hoover, R (6, 2)	F7	G6-3	F7	K						3 1	0 0	0 0	0 0	0 0	1 0	1 0
Inning Stats	R: 1 E: 0 K: 0 S: 5 H: 2 LOB: 2 BB: 1 P: 9	R: 0 E: 0 K: 0 S: 3 H: 0 LOB: 0 BB: 0 P: 3	R: 1 E: 0 K: 1 S: 6 H: 1 LOB: 2 BB: 2 P: 14	R: 1 E: 0 K: 0 S: 5 H: 2 LOB: 1 BB: 0 P: 5	R: 0 E: 0 K: 0 S: 3 H: 0 LOB: 0 BB: 0 P: 3	R: 0 E: 0 K: 0 S: 4 H: 1 LOB: 1 BB: 0 P: 4	R: 0 E: 0 K: 2 S: 8 H: 1 LOB: 2 BB: 1 P: 12	R: 0 E: 0 K: 1 S: 5 H: 0 LOB: 0 BB: 0 P: 5	R: 0 E: 0 K: 1 S: 5 H: 0 LOB: 0 BB: 0 P: 5	1B: 3 2B: 3 3B: 0 HR: 1	SF: 0 SAC: 0 DP: 0 HBP: 0						

AB	34
R	3
H	7
RBI	3
BB	4
SO	5
LOB	16

WP: 0 PB: 0 SB: 0 CS: 0 PA: 38

PITCHER		IP	WLS	BF	H	R	ER	SO	BB	IBB	HBP	BLK	WP	HR	S	P	ERA	WHIP
61 Bronson Arroyo, R ERA: 4.5	(1, 1)	2.0		9	2	1	1	0	1	0	0	0	0	0	8	12	4.50	1.500
66 Matt Maloney, L ERA: 9.0	(3, 1)	2.0		11	3	2	2	1	2	0	0	0	0	1	11	19	9.00	2.500
54 Daryl Thompson, R ERA:	(5, 1)	2.0	W	7	1	0	0	0	0	0	0	0	0	0	7	7	0.00	0.500
67 Ron Flores, L ERA:	(7, 1)	1.0	H	5	1	0	0	2	1	0	0	0	0	0	8	12	0.00	2.000
52 Daniel Herrera, L ERA:	(8, 1)	1.0		3	0	0	0	1	0	0	0	0	0	0	5	5	0.00	0.000

PITCHER		IP	WLS	BF	H	R	ER	SO	BB	IBB	HBP	BLK	WP	HR	S	P	ERA	WHIP
87 Pedro Viola, L ERA:	(9, 1)	1.0		3	0	0	0	1	0	0	0	0	0	0	5	5	0.00	0.000

BOTTOM

Philadelphia Phillies @ Cincinnati Reds

Ed Smith Stadium, Sarasota, FL

Fri Feb 27 2009, 1:05 PM EST

Att. 4,223 - Sunny - 74 F

livebaseballscorecards.com

Batter	1	2	3	4	5	6	7	8	9	AB	R	H	RBI	BB	SO	LOB
3 Willy Taveras, R (1, 8) OBP: 0.250, SLG: 0.143	BB	FC5		G4-3		1B	G4-3			2	1	0	0	1	0	4
30 Norris Hopper, R (6, PH) OBP: 0.500, SLG: 0.500										2	0	1	0	0	0	1
(7, 8)																
15 Jerry Hairston, R (1, 6) OBP: 0.250, SLG: 0.667	BB	K		SF8		G5-3		1B		1	1	0	1	1	1	0
7 Paul Janish, R (6, PH) OBP: 0.500, SLG: 0.500										2	0	1	0	0	0	1
(7, 6)																
19 Joey Votto, L (1, 3) OBP: 0.500, SLG: 0.857	1B	HR		BB			1B	F7		2	2	2	2	1	0	0
75 Kevin Barker, L (7, 3) OBP: 0.500, SLG: 0.750										2	1	1	0	0	0	1
68 Juan Francisco, L (1, 5) OBP: 0.400, SLG: 0.600	2B	L6		PO	G3-1		FC6	K		3	1	1	1	0	0	0
60 Adam Rosales, R (6, 5) OBP: 0.200, SLG: 0.800										2	1	0	0	0	1	2
31 Jonny Gomes, R (1, 9) OBP: 0.400, SLG: 0.800	2B	K			2B		K	G3		3	0	2	2	0	1	0
26 Wilkin Castillo, S (6, 9)										2	0	0	0	0	1	3
21 Chris Dickerson, L (1, 7)	BB		BB		K		69 2B 29 1B IBB			1	0	0	0	2	1	1
80 Darnell McDonald, R (6, 7) OBP: 0.750, SLG: 0.667										0	1	0	0	1	0	0
Jeff Keppinger, R (1, 4) OBP: 0.200, SLG: 0.200	F7		G6-3		G5-3		29 1B 2B			3	0	0	0	0	0	4
69 Luis Bolivar, R (6, 4) OBP: 1.000, SLG: 2.000										1	1	1	2	0	0	0
55 Ramon Hernandez, R (1, 2) OBP: 0.167, SLG: 0.167	F9		G5-3			G6-3	1B			2	0	0	0	0	0	2
29 Ryan Hanigan, R (6, PH) OBP: 0.500, SLG: 0.500										2	0	1	2	0	0	0
(7, 2)																
82 Wes Bankston, R (1, 10)	BB			BB		G3	K			0	1	0	0	2	0	0
23 Daryle Ward, L (6, PH) OBP: 0.250, SLG: 0.250										2	0	0	0	0	1	1
(7, 10)																
Inning Stats	R: 4 E: 0 K: 0 S: 6 H: 3 LOB: 3 BB: 4 P: 22	R: 1 E: 0 K: 2 S: 10 H: 1 LOB: 0 BB: 0 P: 13	R: 0 E: 0 K: 0 S: 2 H: 0 LOB: 0 BB: 1 P: 6	R: 1 E: 1 K: 0 S: 2 H: 0 LOB: 0 BB: 2 P: 10	R: 0 E: 0 K: 1 S: 6 H: 1 LOB: 1 BB: 0 P: 6	R: 0 E: 0 K: 0 S: 4 H: 1 LOB: 1 BB: 0 P: 4	R: 4 E: 1 K: 2 S: 11 H: 3 LOB: 1 BB: 1 P: 15	R: 0 E: 0 K: 1 S: 6 H: 1 LOB: 1 BB: 0 P: 6		1B: 5 2B: 4 3B: 0 HR: 1 SF: 1 SAC: 0 DP: 0 HBP: 0						

	AB	32
	R	10
	H	10
	RBI	10
	BB	8
	SO	6
	LOB	20

WP: 0 PB: 0 SB: 1 CS: 1 PA: 42

PITCHER	IP	WLS	BF	H	R	ER	SO	BB	IBB	HBP	BLK	WP	HR	S	P	ERA	WHIP
63 Drew Carpenter, R (1, 1) ERA:	0.0	L	6	3	4	4	0	3	0	0	0	0	0	3	15	∞	∞
74 Antonio Bastardo, L (1, 1) ERA: 4.5	2.0		8	1	1	1	2	1	0	0	0	0	1	13	20	4.50	1.000
J.C. Romero, L (3, 1) ERA:	2.0		7	0	1	0	0	3	0	0	0	0	0	4	16	0.00	1.500
46 Ryan Madson, R (5, 1) ERA:	1.0		4	1	0	0	1	0	0	0	0	0	0	6	6	0.00	1.000
65 Sergio Escalona, L (6, 1) ERA: 20.25	1.1		10	4	4	3	1	0	1	0	0	0	0	11	15	20.25	3.000

PITCHER	IP	WLS	BF	H	R	ER	SO	BB	IBB	HBP	BLK	WP	HR	S	P	ERA	WHIP
58 Dave Borkowski, R (7, 1) ERA:	1.2		6	1	0	0	2	0	0	0	0	0	0	10	10	0.00	0.600

Cincinnati Reds @ Boston Red Sox

City of Palms Park, Ft. Myers, FL

Sat Feb 28 2009, 7:05 PM EST

Att. 7,395 - Clear - 71 F

TOP

livebaseballscorecards.com

Batter	1	2	3	4	5	6	7	8	9	AB	R	H	RBI	BB	SO	LOB
3 Willy Taveras, R (1, 8) OBP: 0.182, SLG: 0.100	G6-3		K		G6-3		64 G3-1 2B 2-H 3-H		K	3	0	0	0	0	1	0
83 Drew Stubbs, R (7, PH) OBP: 0.250, SLG: 0.500										2	0	1	2	0	1	0
(7, 8)																
15 Jerry Hairston, R (1, 6) OBP: 0.273, SLG: 0.500	F7			19 1B 28 SF9 BB	G5-3		G3-1 2-3		G6-3	2	1	0	0	1	0	0
64 Chris Valaika, R (7, PH)										2	0	0	0	0	0	1
(7, 6)																
19 Joey Votto, L (1, 3) OBP: 0.545, SLG: 0.800	G4-3			31 FC5-4 32 BB 1B 1-3		1B	P3		F9	3	0	2	0	0	0	0
82 Wes Bankston, R (7, PH)										2	0	0	0	0	0	1
(7, 3)																
28 Edwin Encarnación, R (1, 5) OBP: 0.333, SLG: 0.250		9 FC6-4 1B		SF9 3-H		P6		85 FC6-4 1B		1	0	1	1	0	0	0
84 Todd Frazier, R (6, PH) OBP: 0.200, SLG: 0.200										2	0	1	0	0	0	1
(6, 5)																
32 Jay Bruce, L (1, 9) OBP: 0.333, SLG: 0.200		K		31 FC5-4 1-2 BB		K		K		1	0	0	0	1	1	1
50 Laynce Nix, L (6, PH)										2	0	0	0	0	2	2
(6, 9)																
31 Jonny Gomes, R (1, 10) OBP: 0.286, SLG: 0.571		P6		FC5-4 9 BB 1-2f 2-3		K		FC6-4 80 3B 1-2f		2	0	0	0	0	0	3
85 Devin Mesoraco, R (6, PH)										2	1	0	0	0	1	2
(6, 10)																
9 Jacque Jones, L (1, 7) OBP: 0.500, SLG: 0.250		FC6-4 1-2f		1-2 BB			G5-3	7 1B 3B 1-H		1	0	0	0	1	0	1
80 Darnell McDonald, R (7, PH) OBP: 0.667, SLG: 1.000										2	1	1	1	0	0	0
(7, 7)																
62 Danny Richar, L (1, 4) OBP: 0.250, SLG: 0.250			F8				81 2B 83 2B BB			2	0	0	0	0	1	3
7 Paul Janish, R (6, 4) OBP: 0.667, SLG: 0.600								3-H 1B		1	1	1	1	1	0	0
55 Ramon Hernandez, R (1, 2) OBP: 0.125, SLG: 0.125			G6-3		G4-3		83 2B 2B 1-3		K	2	0	0	0	0	0	0
81 Chris Kroski, L (7, PH) OBP: 0.500, SLG: 1.000										2	1	1	0	0	1	1
(7, 2)																
Inning Stats	R: 0 E: 0 K: 0 S: 3 H: 0 LOB: 0 BB: 0 P: 3	R: 0 E: 0 K: 1 S: 6 H: 1 LOB: 1 BB: 0 P: 6	R: 0 E: 0 K: 1 S: 5 H: 0 LOB: 0 BB: 0 P: 5	R: 1 E: 0 K: 1 S: 6 H: 1 LOB: 3 BB: 3 P: 18	R: 0 E: 0 K: 0 S: 3 H: 0 LOB: 0 BB: 0 P: 3	R: 0 E: 0 K: 2 S: 8 H: 1 LOB: 1 BB: 0 P: 8	R: 2 E: 0 K: 0 S: 5 H: 2 LOB: 1 BB: 1 P: 9	R: 2 E: 0 K: 2 S: 10 H: 3 LOB: 1 BB: 0 P: 10	R: 0 E: 0 K: 1 S: 5 H: 0 LOB: 0 BB: 0 P: 5	1B: 5 2B: 2 3B: 1 HR: 0	SF: 1 SAC: 0 DP: 0 HBP: 0						

AB	34
R	5
H	8
RBI	5
BB	4
SO	8
LOB	16

WP: 0 PB: 0 SB: 0 CS: 0 PA: 39

PITCHER		IP	WLS	BF	H	R	ER	SO	BB	IBB	HBP	BLK	WP	HR	S	P	ERA	WHIP
61 Clay Buchholz, R ERA:	(1, 1)	2.0	W	7	1	0	0	1	0	0	0	0	0	0	9	9	0.00	0.500
56 Ramon E Ramirez, R ERA:	(3, 1)	1.0		3	0	0	0	1	0	0	0	0	0	0	5	5	0.00	0.000
48 Javier López, L ERA: 4.5	(4, 1)	1.0		7	1	1	1	1	3	0	0	0	0	0	6	18	9.00	4.000
17 Manny Delcarmen, R ERA:	(5, 1)	1.0		3	0	0	0	0	0	0	0	0	0	0	3	3	0.00	0.000
40 Billy Traber, L ERA: 9.0	(6, 1)	1.0		4	1	0	0	2	0	0	0	0	0	0	8	8	0.00	1.000

PITCHER		IP	WLS	BF	H	R	ER	SO	BB	IBB	HBP	BLK	WP	HR	S	P	ERA	WHIP
Wes Littleton, R ERA: 9.0	(7, 1)	1.0		6	2	2	2	0	1	0	0	0	0	0	5	9	18.00	3.000
53 Fernando Cabrera, R ERA: 9.0	(8, 1)	1.0		6	3	2	2	2	0	0	0	0	0	0	10	10	18.00	3.000
72 Daniel Bard, R ERA:	(9, 1)	1.0		3	0	0	0	1	0	0	0	0	0	0	5	5	0.00	0.000

Cincinnati Reds @ Boston Red Sox

City of Palms Park, Ft. Myers, FL

Sat Feb 28 2009, 7:05 PM EST

Att. 7,395 - Clear - 71 F

livebaseballscorecards.com

BOTTOM

Batter	1	2	3	4	5	6	7	8	9	AB	R	H	RBI	BB	SO	LOB
23 Julio Lugo, R (1, 6) OBP: 0.286, SLG: 0.333 85 Ivan Ochoa, R (5, 6) OBP: 0.333, SLG: 0.333 (6, 4)	34 WP 32 E 7 FC4-6 1B	32 HR 1B; SF8		K		P4		55 FC6-4 1B		3 2	2 0	2 1	1 0	0 0	1 0	1 0
32 Brad Wilkerson, L (1, 8) OBP: 0.300, SLG: 0.700 60 Jonathan Van Every, L (4, PR) (5, 8) 99 Daniel Nava, S (9, 8)	FC1 7 FC4-6 34 WP 44 1B 1-2	1-H HR; K		1-3 2B		K		SF8 3-H		4 1 0	2 0 0	2 0 0	2 1 0	0 0 0	1 1 0	3 0 0
34 David Ortiz, L (1, 10) 55 Jeff Bailey, R (4, PH) (5, 10) OBP: 0.625, SLG: 0.500	7 FC4-6 1-2 2-3 BB	44 BB 7 1B 33 SF7 BB	P4	G5-3 3-H		13 2B BB		FC6-4 13 BB 16 1B 1-2f		1 2	1 1	0 0	0 1	2 1	0 1	0 2
7 J.D. Drew, L (1, 9) OBP: 0.500, SLG: 0.600 13 Chip Ambres, R (3, PR) (4, 9) OBP: 0.375, SLG: 0.429	FC4-6 44 1B 33 2B 1-2f 2-3 3-H	54 1B 44 BB 22 1B 1-2 1B	44 2B 33 G4-3 2B	L4		1-3 2B		16 1B 16 1B 1-2 BB		3 2	2 2	2 1	1 0	0 1	0 0	2 1
44 Jason Bay, R (1, 7) OBP: 0.500, SLG: 0.429 16 Paul McAnulty, L (6, 7) OBP: 0.286, SLG: 0.286	33 2B 1-2 3-H 1B	22 1B 54 1B 70 1B 1-2 2-3 BB	33 G4-3 54 2B 2-3 2B		54 1B 33 G4-3 BB	K		16 1B 1-3 2-H 1B		2 2	3 0	2 1	1 1	2 0	0 1	0 2
33 Jason Varitek, S (1, 2) OBP: 0.167, SLG: 0.400 16 George Kottaras, L (6, 2) OBP: 0.500, SLG: 0.500	22 1B 1-H 2-H 2B	SF7 3-H	G4-3 2-3 3-H		G4-3 1-2		P4	1-3 3-H 1B		3 2	0 0	1 1	4 1	0 0	0 0	2 0
54 Chris Carter, L (1, 3) OBP: 0.500, SLG: 0.571	22 1B HBP	70 1B 22 1B 23 SF8 1-2 2-3 1B	3-H 2B		70 FC5-4 2-3 1B	K	F7			5	1	3	1	0	1	2
22 Nick Green, R (1, 5) OBP: 0.500, SLG: 0.500 76 Argenis Diaz, R (6, 6)	70 G3-6-1 1-2 2-3 1B	23 SF8 70 1B 1-2 2-3 3-H 1B	F8		K		F7			4 1	0 0	2 0	1 0	0 0	1 0	3 0
70 Gil Velazquez, R (1, 4) OBP: 0.444, SLG: 0.429 (6, 5) 99 Kristopher Negrón, R (9, 5)	G3-6-1 1-2f	1-2 2-3 3-H 1B		32 2B 55 G5-3 BB	FC5-4 1-2f			85 1B 60 SF8 2B		4 0	2 0	2 0	1 0	1 0	0 0	5 0
Inning Stats	R: 4 E: 1 K: 0 S: 7 H: 4 LOB: 2 BB: 1 P: 12	R: 6 E: 0 K: 1 S: 12 H: 6 LOB: 2 BB: 2 P: 22	R: 2 E: 0 K: 0 S: 6 H: 3 LOB: 1 BB: 0 P: 6	R: 1 E: 0 K: 1 S: 6 H: 1 LOB: 1 BB: 1 P: 10	R: 0 E: 0 K: 1 S: 6 H: 1 LOB: 2 BB: 1 P: 10	R: 0 E: 0 K: 2 S: 8 H: 1 LOB: 2 BB: 1 P: 12	R: 0 E: 0 K: 1 S: 5 H: 0 LOB: 0 BB: 0 P: 5	R: 3 E: 0 K: 0 S: 7 H: 4 LOB: 2 BB: 1 P: 11		1B: 12 2B: 7 3B: 0 HR: 1		SF: 3 SAC: 0 DP: 1 HBP: 1		WP: 1 PB: 0 SB: 0 CS: 0		PA: 52

	AB	41
	R	16
	H	20
	RBI	16
	BB	7
	SO	6
	LOB	23

PITCHER		IP	WLS	BF	H	R	ER	SO	BB	IBB	HBP	BLK	WP	HR	S	P	ERA	WHIP
40 Nick Masset, R ERA: 27.0	(1, 1)	1.0	L	9	4	4	3	0	1	0	1	0	1	0	7	12	27.00	5.000
79 Robert Manuel, R ERA: 162.0	(2, 1)	0.1		9	6	6	6	0	2	0	0	0	0	1	8	18	162.00	24.000
56 Aaron Fultz, L ERA:	(2, 1)	0.2		2	0	0	0	1	0	0	0	0	0	0	4	4	0.00	0.000
78 Sam LeCure, R ERA: 13.5	(3, 1)	2.0		11	4	3	3	1	1	0	0	0	0	0	12	16	13.50	2.500
51 Jared Burton, R ERA:	(5, 1)	1.0		5	1	0	0	1	1	0	0	0	0	0	6	10	0.00	2.000
76 Carlos Fisher, R ERA:	(6, 1)	1.0		5	1	0	0	2	1	0	0	0	0	0	8	12	0.00	2.000
63 Adam Pettyjohn, L ERA:	(7, 1)	1.0		3	0	0	0	1	0	0	0	0	0	0	5	5	0.00	0.000
70 Jeff Kennard, R ERA: 27.0	(8, 1)	1.0		8	4	3	3	0	1	0	0	0	0	0	7	11	27.00	5.000

Batter	1	2	3	4	5	6	7	8	9	AB	R	H	RBI	BB	SO	LOB
11 Brett Gardner, L (1, 8) OBP: 0.545, SLG: 1.300	F9		HR	CS	2B	G4-3	K			3	1	2	1	0	0	0
82 Austin Jackson, R (6, PH) OBP: 0.286, SLG: 0.429 (6, 8)				1-2	2-3 3-H					2	0	0	1	0	1	3
2 Derek Jeter, R (1, 6) OBP: 0.417, SLG: 0.455	25 1B 13 2B 1B		25 G6-4-3 1B		25 1B 13 2B 1B	72 S 74 1B 1B		P4		3	2	3	0	0	0	0
92 Eduardo Núñez, R (5, 6) OBP: 0.400, SLG: 0.400						3-H				2	1	1	1	0	0	0
25 Mark Teixeira, S (1, 3) OBP: 0.500, SLG: 0.625	13 2B 24 1B 1B		G6-4-3		13 2B 24 2B 1B	K	K	K		3	1	2	0	0	0	1
72 Juan Miranda, L (5, PR) OBP: 0.250, SLG: 0.375 (5, 3)	1-3		1-2f		1-2	1-2				2	1	0	0	0	2	1
13 Alex Rodriguez, R (1, 5) OBP: 0.545, SLG: 1.143	24 1B 2B		P3		24 2B	76 S 1B		L5		3	0	2	2	0	0	0
74 Justin Leone, R (5, PR) OBP: 0.429, SLG: 0.833 (5, 5)	1-3 3-H				1-3 2-H 2B	2-H				2	1	1	1	0	0	0
24 Robinson Canó, L (1, 4) OBP: 0.636, SLG: 1.111	22 G6-4-3 1B			HR	22 G5-3 2B	K	K		K	3	1	3	4	0	0	0
76 Kevin Russo, R (5, PR) OBP: 0.000, SLG: 0.000 (5, 4)	2-3 3-H				2-H 3-H	1-2				2	0	0	0	0	2	1
22 Xavier Nady, R (1, 9) OBP: 0.125, SLG: 0.250	G6-4-3		K	G5-3		83 1B BB		P4		3	0	0	0	0	1	4
17 Shelley Duncan, R (5, 9) OBP: 0.444, SLG: 0.750	1-2f			2-3						1	0	0	0	1	0	0
47 John Rodriguez, L (1, 7) OBP: 0.375, SLG: 0.714		P5		HR	F7	F8			G4-3	3	1	1	1	0	0	3
60 Todd Linden, S (6, 7) OBP: 0.143, SLG: 0.143										2	0	0	0	0	0	1
12 Cody Ransom, R (1, 10) OBP: 0.300, SLG: 0.222		G6-3		G6-3		19 2B 82 G4-3 1B				3	1	1	0	0	0	0
73 Doug Bernier, R (7, PH) OBP: 0.750, SLG: 0.500 (7, 10)							P3			1	0	0	0	0	0	1
19 Kevin Cash, R (1, 2) OBP: 0.667, SLG: 0.833		G6-3		11 CS 1B		82 G4-3 92 1B 2B				3	1	2	0	0	0	0
83 Jesus Montero, R (6, 2) OBP: 0.750, SLG: 0.750						1-3	1-2 1B			1	0	1	0	0	0	0
86 P.J. Pilittere, R (8, 2)										0	0	0	0	0	0	0
Inning Stats	R: 2 E: 0 K: 0 S: 6 H: 4 LOB: 1 BB: 0 P: 6	R: 0 E: 0 K: 0 S: 3 H: 0 LOB: 0 BB: 0 P: 3	R: 1 E: 0 K: 0 S: 5 H: 2 LOB: 0 BB: 0 P: 6	R: 2 E: 0 K: 1 S: 9 H: 3 LOB: 0 BB: 0 P: 12	R: 3 E: 0 K: 0 S: 7 H: 5 LOB: 3 BB: 0 P: 7	R: 3 E: 0 K: 2 S: 11 H: 4 LOB: 1 BB: 0 P: 11	R: 0 E: 0 K: 1 S: 6 H: 1 LOB: 2 BB: 1 P: 10	R: 0 E: 0 K: 1 S: 5 H: 0 LOB: 0 BB: 0 P: 5	R: 0 E: 0 K: 1 S: 5 H: 0 LOB: 0 BB: 0 P: 5	1B: 11 2B: 5 3B: 0 HR: 3	SF: 0 SAC: 0 DP: 2 HBP: 0						

PITCHER		IP	WLS	BF	H	R	ER	SO	BB	IBB	HBP	BLK	WP	HR	S	P	ERA	WHIP
Aaron Harang, R ERA: 9.0	(1, 1)	3.0		13	6	3	3	0	0	0	0	0	0	1	14	15	9.00	2.000
25 David Weathers, R ERA: 9.0	(4, 1)	1.0	B	5	3	2	2	1	0	0	0	0	0	2	9	12	18.00	3.000
53 Arthur Rhodes, L ERA: 22.5	(5, 1)	1.0		7	5	3	3	0	0	0	0	0	0	0	7	7	27.00	5.000
48 Francisco Cordero, R ERA: 22.5	(6, 1)	1.0		7	4	3	3	2	0	0	0	0	0	0	11	11	27.00	4.000
88 Ben Jukich, L ERA:	(7, 1)	1.0	W	5	1	0	0	1	1	0	0	0	0	0	6	10	0.00	2.000

PITCHER		IP	WLS	BF	H	R	ER	SO	BB	IBB	HBP	BLK	WP	HR	S	P	ERA	WHIP
86 James Avery, R ERA:	(8, 1)	1.0	H	3	0	0	0	1	0	0	0	0	0	0	5	5	0.00	0.000
89 Jordan Smith, R ERA:	(9, 1)	1.0	S	3	0	0	0	1	0	0	0	0	0	0	5	5	0.00	0.000

TOP

New York Yankees @ Cincinnati Reds

Ed Smith Stadium, Sarasota, FL

Sun Mar 01 2009, 1:05 PM EST

Att. 6,345 - Cloudy - 60 F

livebaseballscorecards.com

AB	42
R	11
H	19
RBI	11
BB	1
SO	6
LOB	15

1B: 11	SF: 0	WP: 0	PA: 44
2B: 5	SAC: 0	PB: 0	
3B: 0	DP: 2	SB: 2	
HR: 3	HBP: 0	CS: 1	

Batter	1	2	3	4	5	6	7	8	9	AB	R	H	RBI	BB	SO	LOB
80 Darnell McDonald, R (1, 8) OBP: 0.556, SLG: 0.750 83 Drew Stubbs, R (6, 8) OBP: 0.167, SLG: 0.333	K	G6-3		1B		K		K		3 2	0 0	1 0	1 0	0 0	1 2	1 0
60 Adam Rosales, R (1, 6) OBP: 0.250, SLG: 0.571 64 Chris Valaika, R (6, 6) OBP: 0.167, SLG: 0.500	19 G3 4 2B 19 S BB		G5-3	K		G6-3		69 PB 3B		2 2	1 1	0 1	0 0	1 0	1 0	0 0
19 Joey Votto, L (1, 3) OBP: 0.571, SLG: 1.000 75 Kevin Barker, L (6, 3) OBP: 0.500, SLG: 0.600	G3		21 CS 4 S 1B		HR		G3-1	69 PB BB		3 1	1 0	2 0	1 0	0 1	0 0	1 0
4 Brandon Phillips, R (1, 4) OBP: 0.571, SLG: 0.667 69 Luis Bolivar, R (6, 4) OBP: 0.667, SLG: 1.000	21 HR 2B		21 CS 21 1B BB		G6-3		68 1B 26 E 71 HR 1B	E6		2 2	2 1	1 1	1 0	1 0	0 0	0 1
21 Chris Dickerson, L (1, 9) OBP: 0.625, SLG: 1.500 26 Wilkin Castillo, S (6, 9)	HR		1B		HR		E4 71 HR 68 1B	L8		3 2	2 1	3 0	4 0	0 0	0 0	0 3
Jeff Keppinger, R (1, 5) OBP: 0.250, SLG: 0.250 68 Juan Francisco, L (6, 5) OBP: 0.429, SLG: 0.571	G6-3		1B		K		71 HR 1B	K		3 2	0 1	1 1	0 0	0 0	1 1	0 2
77 Yonder Alonso, L (1, 10) OBP: 0.250, SLG: 0.500 71 Craig Tatum, R (5, PH) OBP: 0.500, SLG: 1.250 (6, 10)		2B	G4-3		K		HR			2 2	0 1	1 1	0 4	0 0	0 1	2 0
30 Norris Hopper, R (1, 7) OBP: 0.500, SLG: 0.400 50 Laynce Nix, L (6, 7) OBP: 0.250, SLG: 0.571		G5-3		29 G1-3 80 1B BB		HR	K			1 2	1 1	0 1	0 1	1 0	0 1	1 0
29 Ryan Hanigan, R (1, 2) OBP: 0.250, SLG: 0.250 81 Chris Denove, R (6, 2) OBP: 0.333, SLG: 0.667		K		G1-3		P4	G6-3			2 2	0 0	0 0	0 0	0 0	1 0	2 0
Inning Stats	R: 3 E: 0 K: 1 S: 9 H: 2 LOB: 0 BB: 1 P: 16	R: 0 E: 0 K: 1 S: 6 H: 1 LOB: 1 BB: 0 P: 6	R: 1 E: 0 K: 0 S: 5 H: 3 LOB: 2 BB: 1 P: 10	R: 1 E: 0 K: 1 S: 5 H: 1 LOB: 0 BB: 1 P: 9	R: 2 E: 0 K: 2 S: 12 H: 2 LOB: 0 BB: 0 P: 13	R: 1 E: 0 K: 1 S: 6 H: 1 LOB: 0 BB: 0 P: 8	R: 4 E: 1 K: 1 S: 11 H: 3 LOB: 0 BB: 0 P: 11	R: 1 E: 1 K: 2 S: 9 H: 1 LOB: 2 BB: 1 P: 14		1B: 6 2B: 2 3B: 1 HR: 5 SF: 0 SAC: 0 DP: 0 HBP: 0						

PITCHER		IP	WLS	BF	H	R	ER	SO	BB	IBB	HBP	BLK	WP	HR	S	P	ERA	WHIP
91 Alfredo Aceves, R ERA: 27.0	(1, 1)	1.0		6	2	3	3	1	1	0	0	0	0	1	9	16	27.00	3.000
63 Jonathan Albaladejo, R ERA: 3.38	(2, 1)	1.2		9	4	1	1	1	1	0	0	0	0	0	10	15	5.40	3.000
66 J.B. Cox, R ERA: 7.71	(3, 1)	1.1		5	1	1	1	1	1	0	0	0	0	0	6	10	6.75	1.500
43 Damaso Marte, L ERA: 9.0	(5, 1)	1.0	H	5	2	2	2	2	0	0	0	0	0	2	12	13	18.00	2.000
38 Brian Bruney, R ERA: 4.5	(6, 1)	1.0		4	1	1	1	1	0	0	0	0	0	1	6	8	9.00	1.000

PITCHER		IP	WLS	BF	H	R	ER	SO	BB	IBB	HBP	BLK	WP	HR	S	P	ERA	WHIP
70 Christian Garcia, R ERA: 13.5	(7, 1)	1.0	L	7	3	4	3	1	0	0	0	0	0	1	11	11	27.00	3.000
78 Mark Melancon, R ERA:	(8, 1)	1.0		6	1	1	0	2	1	0	0	0	0	0	9	14	0.00	2.000

BOTTOM

New York Yankees @ Cincinnati Reds

Ed Smith Stadium, Sarasota, FL

Sun Mar 01 2009, 1:05 PM EST

Att. 6,345 - Cloudy - 60 F

livebaseballscorecards.com

AB	38
R	13
H	14
RBI	12
BB	4
SO	9
LOB	13

WP: 0 PB: 1 SB: 2 CS: 2 PA: 42

Batter	1	2	3	4	5	6	7	8	9	AB	R	H	RBI	BB	SO	LOB
21 Chris Dickerson, L (1, 8) OBP: 0.545, SLG: 1.111	K		FC5-4 1B 1-2		FC4-6 1-2f			G6-3		3	0	1	0	0	1	1
30 Norris Hopper, R (6, 8) OBP: 0.429, SLG: 0.333					K					1	0	0	0	0	0	0
Jeff Keppinger, R (1, 6) OBP: 0.182, SLG: 0.182	G6-3		FC5-4 1-2 2-3					9 WP 9 F7-2 2B		3	0	0	0	0	1	3
7 Paul Janish, R (6, 6) OBP: 0.714, SLG: 0.833										1	0	1	0	0	0	0
32 Jay Bruce, L (1, 9) OBP: 0.250, SLG: 0.143	G3		G4-3			G6-3		F7-2 2-H		2	0	0	0	0	0	1
9 Jacque Jones, L (6, PH) OBP: 0.375, SLG: 0.167 (6, 9)										2	0	0	0	0	0	1
4 Brandon Phillips, R (1, 4) OBP: 0.556, SLG: 0.750		G4-3		28 F8 31 SF7 2B		4-0 BB 84 CS			F8	2	1	1	0	0	0	0
64 Chris Valaika, R (6, PH) OBP: 0.250, SLG: 0.429 (6, 4)										1	0	0	0	1	0	0
28 Edwin Encarnación, R (1, 5) OBP: 0.250, SLG: 0.167		F7		F8 2-3		K 1-2			F8	2	0	0	0	0	0	1
84 Todd Frazier, R (6, PH) OBP: 0.143, SLG: 0.143 (6, 5)										2	0	0	0	0	1	1
31 Jonny Gomes, R (1, 3) OBP: 0.333, SLG: 0.625		50 2B 1B		SF7 3-H			2B		F7	1	0	1	1	0	0	0
75 Kevin Barker, L (6, 3) OBP: 0.500, SLG: 0.714										2	0	1	0	0	0	0
50 Laynce Nix, L (1, 7) OBP: 0.400, SLG: 0.778							F7			2	0	2	0	0	0	0
26 Wilkin Castillo, S (6, 7)		1-3 2B		29 CS 1B						1	0	0	0	0	0	1
29 Ryan Hanigan, R (1, 2) OBP: 0.333, SLG: 0.333		F8	CS 1-2		21 FC4-6 1B			G5-3		2	0	1	0	0	0	2
71 Craig Tatum, R (6, 2) OBP: 0.400, SLG: 1.000										1	0	0	0	0	0	1
82 Wes Bankston, R (1, 10)			4-0 BB FC5-4 21 1B		F8		K			1	0	0	0	1	0	1
62 Danny Richar, L (7, PH) OBP: 0.200, SLG: 0.200 (7, 10)										1	0	0	0	0	1	1
Inning Stats	R: 0 E: 0 K: 1 S: 5 / H: 0 LOB: 0 BB: 0 P: 5	R: 0 E: 0 K: 0 S: 5 / H: 2 LOB: 2 BB: 0 P: 5	R: 0 E: 0 K: 0 S: 3 / H: 1 LOB: 1 BB: 1 P: 7	R: 1 E: 0 K: 0 S: 5 / H: 2 LOB: 0 BB: 0 P: 5	R: 0 E: 0 K: 1 S: 6 / H: 1 LOB: 1 BB: 0 P: 6	R: 0 E: 0 K: 1 S: 4 / H: 0 LOB: 0 BB: 1 P: 8	R: 0 E: 0 K: 1 S: 6 / H: 1 LOB: 1 BB: 0 P: 6	R: 0 E: 0 K: 0 S: 3 / H: 1 LOB: 0 BB: 0 P: 4	R: 0 E: 0 K: 0 S: 3 / H: 0 LOB: 0 BB: 0 P: 3	1B: 4 2B: 5 3B: 0 HR: 0	SF: 1 SAC: 0 DP: 2 HBP: 0					

TOP

Cincinnati Reds @ Pittsburgh Pirates

McKechnie Field, Bradenton, FL

Mon Mar 02 2009, 1:05 PM EST

Att. 2,841 - Sunny - 58 F

livebaseballscorecards.com

AB	30
R	1
H	8
RBI	1
BB	2
SO	4
LOB	14

PITCHER		IP	WLS	BF	H	R	ER	SO	BB	IBB	HBP	BLK	WP	HR	S	P	ERA	WHIP
57 Zach Duke, L ERA: 3.0	(1, 1)	2.0		8	2	0	0	1	0	0	0	0	0	0	10	10	0.00	1.000
62 Daniel McCutchen, R ERA: 9.0	(3, 1)	2.0		8	3	1	1	0	1	0	0	0	0	0	8	12	4.50	2.000
34 John Grabow, L ERA: 4.5	(5, 1)	1.0		4	1	0	0	1	0	0	0	0	0	0	6	6	0.00	1.000
38 Craig Hansen, R ERA:	(6, 1)	1.0		3	0	0	0	1	1	0	0	0	0	0	4	8	0.00	1.000
74 Jason Davis, R ERA: 4.5	(7, 1)	1.0		4	1	0	0	1	0	0	0	0	0	0	6	6	0.00	1.000

PITCHER		IP	WLS	BF	H	R	ER	SO	BB	IBB	HBP	BLK	WP	HR	S	P	ERA	WHIP
63 Ronald Uviedo, R ERA:	(8, 1)	1.0	W	3	1	0	0	0	0	0	0	0	1	0	3	4	0.00	1.000
47 Evan Meek, R ERA:	(9, 1)	1.0	S	3	0	0	0	0	0	0	0	0	0	0	3	3	0.00	0.000

WP: 1 PB: 0 SB: 0 CS: 2 PA: 34

Cincinnati Reds @ Pittsburgh Pirates

McKechnie Field, Bradenton, FL

Mon Mar 02 2009, 1:05 PM EST

Att. 2,841 - Sunny - 58 F

livebaseballscorecards.com

BOTTOM

Batter	1	2	3	4	5	6	7	8	9	AB	R	H	RBI	BB	SO	LOB
22 Andrew McCutchen, R (1, 7) OBP: 0.250, SLG: 0.077	S S S 0-3 K ①		S S S 0-3 K ③			B B B B 4-0 68 BB 1-2 BB		X 0-0 36 SH1 37 E 1B		3	1	1	0	1	2	0
12 Freddy Sanchez, R (1, 4) OBP: 0.444, SLG: 0.500	C C C 0-3 K ②			X 0-0 F7 ①		X 0-0 F7 ①		X 0-0 SH1 ① 1-2		2	0	0	0	0	1	0
36 Luis Alfonso Cruz, R (6, 4)										1	0	0	0	0	0	2
13 Nate McLouth, L (1, 8) OBP: 0.333, SLG: 0.625	B B B B 4-0 BB			X 0-0 G4-3 ②		B B B B 4-0 1-2 2-3 BB		X 0-0 P6 ②		1	0	0	0	1	0	0
68 Jeff Salazar, L (6, 8) OBP: 0.333, SLG: 0.444										1	0	0	0	1	0	1
41 Ryan Doumit, S (1, 10) OBP: 0.100, SLG: 0.111	X 0-0 G1-3 ③			C C C 0-3 K ③		X 0-0 SF7 ② 3-H		F 0-1 CI 37 E		2	0	0	1	0	1	1
53 Pedro Alvarez, L (8, PH) OBP: 0.500, SLG: 0.571										0	0	0	0	0	0	0
(9, 10)																
25 Adam LaRoche, L (1, 3) OBP: 0.222, SLG: 0.222		X 0-0 44 G4-6-3 1B			X 0-0 G4-3 ①	X 0-0 F8 ③		X 0-0 E9 1-3 2-H 1B		2	0	1	0	0	0	0
37 Andy Phillips, R (6, 3) OBP: 0.286, SLG: 0.167										2	0	1	1	0	0	2
44 Brandon Moss, L (1, 9) OBP: 0.364, SLG: 0.556		X 0-0 ① ② G4-6-3 1-2f			C C C 0-3 K ②		X 0-0 G6-3 ①	X 0-0 G5-3 ③		3	0	0	0	0	1	1
Larry Broadway, L (8, 9)										1	0	0	0	0	0	2
19 Neil Walker, S (1, 5) OBP: 0.333, SLG: 0.300		X 0-0 G3 ③			B B B B 4-0 2 FC6-4 BB		C S S 0-3 K ②			2	0	0	0	1	1	0
2 Jack Wilson, R (1, 6) OBP: 0.250, SLG: 0.250			X 0-0 L6 ①		X 0-0 FC6-4 ③ 1-2f		X 0-0 1B			2	0	0	0	0	0	1
10 Brian Bixler, R (6, 6) OBP: 0.250, SLG: 0.375										1	0	1	0	0	0	0
35 Jason Jaramillo, S (1, 2) OBP: 0.500, SLG: 0.400			S S S 0-3 K ②			X 0-0 68 BB 22 WP 41 SF7 1B	X 0-0 G5-3 ③			2	1	1	0	0	1	0
23 Robinzon Diaz, R (7, 2) OBP: 0.500, SLG: 1.000										1	0	0	0	0	0	1
Inning Stats	R: 0 H: 0 E: 0 LOB: 1 K: 2 BB: 1 S: 7 P: 11	R: 0 H: 1 E: 0 LOB: 0 K: 0 BB: 0 S: 3 P: 3	R: 0 H: 0 E: 0 LOB: 0 K: 2 BB: 0 S: 7 P: 7	R: 0 H: 0 E: 0 LOB: 0 K: 1 BB: 0 S: 5 P: 5	R: 0 H: 0 E: 0 LOB: 1 K: 1 BB: 1 S: 5 P: 9	R: 1 H: 1 E: 0 LOB: 2 K: 0 BB: 2 S: 4 P: 12	R: 0 H: 1 E: 0 LOB: 1 K: 1 BB: 0 S: 6 P: 6	R: 1 H: 2 E: 2 LOB: 2 K: 0 BB: 0 S: 6 P: 6		1B: 5 SF: 1 2B: 0 SAC: 1 3B: 0 DP: 1 HR: 0 HBP: 0				WP: 1 PA: 33 PB: 0 SB: 0 CS: 0		

	AB	26
	R	2
	H	5
	RBI	2
	BB	4
	SO	7
	LOB	11

PITCHER		IP	WLS	BF	H	R	ER	SO	BB	IBB	HBP	BLK	WP	HR	S	P	ERA	WHIP
34 Homer Bailey, R ERA:	(1, 1)	3.0		10	1	0	0	4	1	0	0	0	0	0	17	21	0.00	0.667
57 Mike Lincoln, R ERA: 4.5	(4, 1)	1.0	H	3	0	0	0	1	0	0	0	0	0	0	5	5	0.00	0.000
67 Ron Flores, L ERA:	(5, 1)	1.0	H	4	0	0	0	1	1	0	0	0	0	0	5	9	0.00	1.000
56 Aaron Fultz, L ERA: 3.38	(6, 1)	1.0	B	6	1	1	1	0	2	0	0	0	1	0	4	12	9.00	3.000
52 Daniel Herrera, L ERA:	(7, 1)	1.0		4	1	0	0	1	0	0	0	0	0	0	6	6	0.00	1.000

PITCHER		IP	WLS	BF	H	R	ER	SO	BB	IBB	HBP	BLK	WP	HR	S	P	ERA	WHIP
65 Josh Roenicke, R ERA: 4.5	(8, 1)	1.0	L	6	2	1	1	0	0	0	0	0	0	0	6	6	9.00	2.000

Cincinnati Reds @ Boston Red Sox

City of Palms Park, Ft. Myers, FL

Tue Mar 03 2009, 1:05 PM EST
Att. 7,621 - Partly Cloudy - 63 F

livebaseballscorecards.com

Batter	1	2	3	4	5	6	7	8	9	AB	R	H	RBI	BB	SO	LOB
30 Norris Hopper, R (1, 8) OBP: 0.400, SLG: 0.333 80 Darnell McDonald, R (6, 8) OBP: 0.455, SLG: 0.600 (9, 7)	F8			32 S 32 HR 1B	F9		K		K	3	1	1	0	0	0	1
										2	0	0	0	0	2	3
9 Jacque Jones, L (1, 7) OBP: 0.273, SLG: 0.111 31 Jonny Gomes, R (6, 7) OBP: 0.364, SLG: 0.900 83 Drew Stubbs, R (9, 8) OBP: 0.167, SLG: 0.333	K			F8	P2		1-H 2-H 3-H HR		F7	3	0	0	0	0	1	2
										2	1	1	4	0	0	0
										0	0	0	0	0	0	0
32 Jay Bruce, L (1, 9) OBP: 0.400, SLG: 0.625 82 Wes Bankston, R (6, PH) (6, 9)	4 CS HBP			SAFE 1-H HR		G3-1	K		K	1	1	1	2	0	0	0
										3	0	0	0	0	2	0
4 Brandon Phillips, R (1, 4) OBP: 0.545, SLG: 0.700 62 Danny Richar, L (5, 4) OBP: 0.286, SLG: 0.571	CS 1-2	K		28 E 28 HR 1B		G6-3	3B			2	1	1	0	0	1	0
										2	0	1	0	0	0	0
28 Edwin Encarnación, R (1, 5) OBP: 0.300, SLG: 0.625 69 Luis Bolivar, R (6, PH) OBP: 0.400, SLG: 0.600 (6, 5)		P3		1-H HR		K	G5-3			2	1	1	2	0	0	0
										2	0	0	0	0	1	1
68 Juan Francisco, L (1, 10) OBP: 0.333, SLG: 0.444 84 Todd Frazier, R (7, PH) OBP: 0.222, SLG: 0.125 (7, 10)		P6		F8			26 HBP 77 HBP 64 1B BB		G6-3	2	0	0	0	0	0	0
										1	1	0	0	1	0	0
23 Daryle Ward, L (1, 3) OBP: 0.167, SLG: 0.167 77 Yonder Alonso, L (6, 3) OBP: 0.500, SLG: 0.500		P6		G4-3			64 1B 26 HBP 31 HR HBP		BB	2	0	0	0	0	0	0
										0	1	0	0	1	0	0
29 Ryan Hanigan, R (1, 2) OBP: 0.375, SLG: 0.375 26 Wilkin Castillo, S (6, 2)		G5-3			7 G6-3 1B		64 1B 31 HR HBP		K	2	0	1	0	0	0	0
										1	1	0	0	0	1	1
7 Paul Janish, R (1, 6) OBP: 0.556, SLG: 0.625 64 Chris Valaika, R (6, 6) OBP: 0.300, SLG: 0.444		F9			G6-3 1-2		31 HR 1B		F9	2	0	0	0	0	0	1
										2	1	1	1	0	0	1

TOP

AB	34
R	9
H	8
RBI	9
BB	2
SO	8
LOB	10

Inning Stats	1	2	3	4	5	6	7	8	9
	R: 0 E: 0 K: 1 S: 4	H: 0 LOB: 0 BB: 0 P: 6	R: 0 E: 0 K: 1 S: 5	H: 0 LOB: 0 BB: 0 P: 5	R: 0 E: 0 K: 0 S: 3	H: 0 LOB: 0 BB: 0 P: 3	R: 4 E: 0 K: 0 S: 10	H: 4 LOB: 0 BB: 0 P: 15	R: 0 E: 0 K: 0 S: 4	H: 1 LOB: 1 BB: 0 P: 4
	R: 0 E: 0 K: 1 S: 5	H: 0 LOB: 0 BB: 0 P: 5	R: 5 E: 0 K: 2 S: 11	H: 3 LOB: 1 BB: 1 P: 17	R: 0 E: 0 K: 1 S: 5	H: 0 LOB: 1 BB: 1 P: 9	R: 0 E: 0 K: 2 S: 7	H: 0 LOB: 0 BB: 0 P: 7	1B: 4 2B: 0 3B: 1 HR: 3	SF: 0 SAC: 0 DP: 0 HBP: 3

WP: 0 PB: 0 SB: 1 CS: 1 PA: 40

PITCHER		IP	WLS	BF	H	R	ER	SO	BB	IBB	HBP	BLK	WP	HR	S	P	ERA	WHIP
31 Jon Lester, L	(1, 1)	2.0		6	0	0	0	2	0	0	1	0	0	0	9	11	0.00	0.000
ERA:																		
37 Hideki Okajima, L	(3, 1)	1.0		3	0	0	0	0	0	0	0	0	0	0	3	3	0.00	0.000
ERA:																		
56 Ramon E Ramirez, R	(4, 1)	1.0	L	7	4	4	3	0	0	0	0	0	0	2	10	15	27.00	4.000
ERA: 9.0																		
17 Manny Delcarmen, R	(5, 1)	1.0		4	1	0	0	0	0	0	0	0	0	0	4	4	0.00	1.000
ERA:																		
63 Junichi Tazawa, R	(6, 1)	1.0		3	0	0	0	1	0	0	0	0	0	0	5	5	0.00	0.000
ERA:																		

PITCHER		IP	WLS	BF	H	R	ER	SO	BB	IBB	HBP	BLK	WP	HR	S	P	ERA	WHIP
Wes Littleton, R	(7, 1)	0.2		8	3	5	5	2	1	0	2	0	0	1	10	16	67.50	6.000
ERA: 23.63																		
96 Mike James, R	(7, 1)	0.1		1	0	0	0	0	0	0	0	0	0	0	1	1	0.00	0.000
ERA:																		
73 Felix Doubront, L	(8, 1)	1.0		4	0	0	0	1	1	0	0	0	0	0	5	9	0.00	1.000
ERA:																		
75 Hunter Jones, L	(9, 1)	1.0		3	0	0	0	2	0	0	0	0	0	0	7	7	0.00	0.000
ERA:																		

Batter	1	2	3	4	5	6	7	8	9	AB	R	H	RBI	BB	SO	LOB
2 Jacoby Ellsbury, L (1, 8) OBP: 0.250, SLG: 0.250 13 Chip Ambres, R (6, 8) OBP: 0.250, SLG: 0.273	0-0 12 1B 1B	0-0 G4-3	0-0 G3	0-3 K	2-2 54 BB 87 1B 1B	0-0 F8				3 0 1 0 0 0 0 2 0 0 0 0 1 3						
12 Jed Lowrie, S (1, 6) OBP: 0.333, SLG: 0.600 76 Argenis Diaz, R (7, 6)	0-0 5 G4-6-3 1-3 1B	0-0 5 G6-3 16 2B 2B	0-0 G3	0-3 K	0-3 K		0-3 K			3 1 2 0 0 0 0 2 0 0 0 0 2 1						
32 Brad Wilkerson, L (1, 9) OBP: 0.200, SLG: 0.467 60 Jonathan Van Every, L (5, 9) OBP: 0.182, SLG: 0.111	0-3 K	0-3 K	0-3 K	0-3 K	0-0 F8	0-0 G5-3	0-0 G3			2 0 0 0 0 2 3 3 0 0 0 0 1 0						
5 Rocco Baldelli, R (1, 10) OBP: 0.375, SLG: 0.286 74 Carlos Maldonado, R (8, PH) OBP: 0.600, SLG: 0.333 (9, 10) 16 George Kottaras, L (9, PR) OBP: 0.250, SLG: 0.250	0-0 G4-6-3 1-2f	0-3 K	0-0 G6-3 2-3	0-0 G6-3	0-0 F8	0-0 F8	4-0 81 HR BB	0-0 G3		3 0 0 0 0 0 3 1 1 1 0 1 0 0 0 0 0 0 0 0 0						
33 Jason Varitek, S (1, 2) OBP: 0.250, SLG: 0.333 81 Mark Wagner, R (6, 2) OBP: 0.600, SLG: 1.500	0-3 K	4-0 16 2B BB	0-0 E6 16 HR	0-2 1-H HR	0-0 F8					1 1 0 0 1 1 0 3 2 1 2 0 0 1						
16 Paul McAnulty, L (1, 7) OBP: 0.286, SLG: 0.571 82 Josh Reddick, L (8, 7) OBP: 0.333, SLG: 0.333	0-0 F8	0-0 1-H 3-H 2B	2-2 1-H HR	0-0 54 BB 87 1B 1B						3 1 2 4 0 0 0 1 1 1 0 0 0 0						
78 Lars Anderson, L (1, 3) OBP: 0.182, SLG: 0.100 54 Chris Carter, L (6, 3) OBP: 0.500, SLG: 0.750	0-3 K	0-0 L3	0-2 HR	4-0 87 1B 1-2 BB						2 0 0 0 0 1 1 1 1 1 1 1 0 0						
85 Ivan Ochoa, R (1, 4) OBP: 0.214, SLG: 0.429	0-0 F8	0-3 K	0-3 K	0-3 K						4 0 0 0 0 3 2						
70 Gil Velazquez, R (1, 5) OBP: 0.364, SLG: 0.333 55 Jeff Bailey, R (7, PH) OBP: 0.615, SLG: 0.500 95 Iggy Suarez, R (7, PR) (8, 5) 87 Zach Daeges, L (8, PH) OBP: 0.333, SLG: 0.333 22 Nick Green, R (9, 5) OBP: 0.538, SLG: 0.615	0-0 F9	0-0 F7	0-0 E5	0-0 1-2 2-H 1B						2 0 0 0 0 0 0 0 1 0 0 0 0 0 0 0 0 0 0 0 0 0 0 0 1 0 1 1 0 0 0 0 0 0 0 0 0 0 0						
Inning Stats	R: 0 H: 2 E: 0 LOB: 1 K: 1 BB: 0 S: 6 P: 6	R: 0 H: 0 E: 0 LOB: 0 K: 2 BB: 0 S: 7 P: 7	R: 0 H: 0 E: 0 LOB: 0 K: 0 BB: 0 S: 3 P: 3	R: 2 H: 2 E: 0 LOB: 1 K: 1 BB: 1 S: 7 P: 11	R: 0 H: 0 E: 0 LOB: 0 K: 1 BB: 0 S: 5 P: 5	R: 0 H: 0 E: 0 LOB: 0 K: 1 BB: 0 S: 5 P: 5	R: 3 H: 2 E: 2 LOB: 1 K: 3 BB: 0 S: 17 P: 19	R: 3 H: 3 E: 0 LOB: 2 K: 1 BB: 2 S: 10 P: 18	R: 0 H: 1 E: 0 LOB: 1 K: 1 BB: 0 S: 6 P: 6	1B: 5 SF: 0 2B: 2 SAC: 0 3B: 0 DP: 1 HR: 3 HBP: 0						

PITCHER		IP	WLS	BF	H	R	ER	SO	BB	IBB	HBP	BLK	WP	HR	S	P	ERA	WHIP
33 Micah Owings, R ERA: 2.7	(1, 1)	3.2	W	14	3	2	2	4	1	0	0	0	0	0	21	25	4.91	1.091
51 Jared Burton, R ERA:	(4, 1)	1.1	H	5	1	0	0	1	0	0	0	0	0	0	7	7	0.00	0.750
79 Robert Manuel, R ERA: 40.5	(6, 1)	1.0	H	3	0	0	0	1	0	0	0	0	0	0	5	5	0.00	0.000
70 Jeff Kennard, R ERA: 22.5	(7, 1)	1.0		7	2	3	2	3	0	0	0	0	0	2	17	19	18.00	2.000
63 Adam Pettyjohn, L ERA: 20.25	(8, 1)	0.1		5	2	3	3	0	2	0	0	0	0	1	5	13	81.00	12.000

PITCHER		IP	WLS	BF	H	R	ER	SO	BB	IBB	HBP	BLK	WP	HR	S	P	ERA	WHIP
76 Carlos Fisher, R ERA:	(8, 1)	1.2	S	7	2	0	0	2	0	0	0	0	0	0	11	11	0.00	1.200

BOTTOM

Cincinnati Reds @ Boston Red Sox

City of Palms Park, Ft. Myers, FL

Tue Mar 03 2009, 1:05 PM EST
Att. 7,621 - Partly Cloudy - 63 F

livebaseballscorecards.com

AB	38
R	8
H	10
RBI	8
BB	3
SO	11
LOB	14

1B: 5	SF: 0																	
2B: 2	SAC: 0																	
3B: 0	DP: 1																	
HR: 3	HBP: 0																	

WP: 0	PA: 41																	
PB: 0																		
SB: 0																		
CS: 0																		

Batter	1	2	3	4	5	6	7	8	9	10	AB	R	H	RBI	BB	SO	LOB
21 Gene Kingsale, S (1, 9) OBP: 0.286, SLG: 0.286			G4-3			F7	K 1-2			SH2-3 1-2	3	0	1	0	0	0	1
27 Danny Rombley, R (7, PH) (7, 9) (9, 8)	40 FC5-4 1B										1	0	0	0	0	1	2
40 Sharlon Schoop, R (1, 4)				G6-3		K 1-3	G6-3			F9	4	0	0	0	0	1	4
5 Michael Duursma, R (8, 4) OBP: 0.667, SLG: 0.500	FC5-4 35 1B 1-2f										1	0	0	0	0	0	1
35 Randall Simon, L (1, 3) OBP: 0.500, SLG: 0.500	B 1 SAFE X 1-2 1B			P6		3-H 1B		P2		G1-3	5	0	2	1	0	0	1
Greg Halman, R (1, 8) OBP: 0.286, SLG: 0.714	P2			K		K	K				4	0	0	0	0	3	2
18 Dirk Van't Klooster, L (9, 9)											0	0	0	0	0	0	0
12 Sharnol Adriana, R (1, 10) OBP: 0.222, SLG: 0.222		K			F8		2 HR 1B	G4-3			4	1	1	0	0	1	0
2 Yurendell Decaster, R (1, 5) OBP: 0.167, SLG: 0.667		P4			K		1-H HR		G5-3		3	1	1	2	0	1	0
41 Vince Rooi, R (7, 5)											1	0	0	0	0	0	0
37 Bryan Engelhardt, L (1, 7) OBP: 0.400, SLG: 0.400		L9			1B		BB 24 FC1-6		G1-3		2	0	1	0	0	0	0
43 Curt Smith, R (7, PH) OBP: 0.667, SLG: 0.500 (7, 7)											1	0	0	0	1	0	0
50 Kenley Jansen, S (1, 2)			F7		G4-3		FC1-6 1B 1-2f		K		2	0	0	0	0	0	1
24 Sidney de Jong, R (6, 2) OBP: 0.250, SLG: 0.250											2	0	0	0	0	1	1
Martijn Meeuwis, R (10, 2)											0	0	0	0	0	0	0
Hainley Statia, S (1, 6) OBP: 0.714, SLG: 0.800			F8			BB 40 E 35 1B	27 S 1-3 1B			E5 27 SH2-3	3	1	1	0	1	0	0
Inning Stats	R: 0 E: 0 K: 0 S: 4 H: 2 LOB: 1 BB: 0 P: 5	R: 0 E: 0 K: 1 S: 5 H: 0 LOB: 0 BB: 0 P: 5	R: 0 E: 0 K: 0 S: 3 H: 0 LOB: 0 BB: 0 P: 3	R: 0 E: 0 K: 1 S: 5 H: 0 LOB: 0 BB: 0 P: 5	R: 0 E: 0 K: 1 S: 6 H: 1 LOB: 1 BB: 0 P: 6	R: 1 E: 1 K: 2 S: 8 H: 1 LOB: 1 BB: 1 P: 12	R: 2 E: 0 K: 1 S: 8 H: 3 LOB: 2 BB: 1 P: 12	R: 0 E: 0 K: 1 S: 5 H: 0 LOB: 0 BB: 0 P: 5	R: 0 E: 0 K: 1 S: 5 H: 0 LOB: 0 BB: 0 P: 5	R: 0 E: 1 K: 0 S: 4 H: 0 LOB: 1 BB: 0 P: 4	1B: 6 2B: 0 3B: 0 HR: 1	SF: 0 SAC: 1 DP: 0 HBP: 0					

PITCHER		IP	WLS	BF	H	R	ER	SO	BB	IBB	HBP	BLK	WP	HR	S	P	ERA	WHIP
61 Bronson Arroyo, R ERA:	(1, 1)	4.0		13	2	0	0	2	0	0	0	0	0	0	17	18	0.00	0.500
53 Arthur Rhodes, L ERA:	(5, 1)	1.0	H	4	1	0	0	1	0	0	0	0	0	0	6	6	0.00	1.000
48 Francisco Cordero, R ERA: 9.0	(6, 1)	1.0	H	5	1	1	1	2	1	0	0	0	0	0	8	12	9.00	2.000
66 Matt Maloney, L ERA: 6.0	(7, 1)	3.0	B	13	3	2	2	3	1	0	0	0	0	1	18	22	6.00	1.333
52 Daniel Herrera, L ERA:	(10, 1)	1.0	W	4	0	0	0	0	0	0	0	0	0	0	4	4	0.00	0.000

PITCHER	IP	WLS	BF	H	R	ER	SO	BB	IBB	HBP	BLK	WP	HR	S	P	ERA	WHIP

TOP

Kingdom of the Netherlands @ Cincinnati Reds
Ed Smith Stadium, Sarasota, FL
Wed Mar 04 2009, 6:05 PM EST
Att. 1,258 - Clear - 65 F

livebaseballscorecards.com

AB	36
R	3
H	7
RBI	3
BB	2
SO	8
LOB	13



1B: 6 SF: 0 WP: 0 PA: 39
2B: 0 SAC: 1 PB: 0
3B: 0 DP: 0 SB: 1
HR: 1 HBP: 0 CS: 0

Batter	1	2	3	4	5	6	7	8	9	10	AB	R	H	RBI	BB	SO	LOB
21 Chris Dickerson, L (1, 7) 23 Daryle Ward, L (7, 7)	P5		K	9 CS 1B 2-H 3-H			G6-3		F8		3 2	0 0	1 0	1 0	0 0	1 0	0 1
2 Alex Gonzalez, R (1, 10) OBP: 0.500, SLG: 0.500 9 Jacque Jones, L (4, PH) OBP: 0.667, SLG: 0.500 (5, 10)	F7		60 E 1B	CS 1-2	32 CS 1B		P5		IBB		2 2	0 0	1 1	0 0	0 1	0 0	0 0
32 Jay Bruce, L (1, 9) OBP: 0.667, SLG: 1.667 83 Drew Stubbs, R (7, 9)	E7 1B		P6	S 1 SAFE B B B S B X	3-2 HR 1-2		B B B B 4-0 BB		F8		3 1	1 0	2 0	1 0	0 1	0 0	1 2
60 Adam Rosales, R (1, 4) 69 Luis Bolivar, R (6, 4) OBP: 0.500, SLG: 1.000	F9		E6 1-2		F9		F C C 0-3 K			68 G4-3 84 WP 2B	3 2	0 1	0 1	0 1	0 0	0 1	2 1
28 Edwin Encarnación, R (1, 5) 68 Juan Francisco, L (7, 5)		B B B B 4-0 1B 50 BB 75 G3-2 BB	P3		F C S 0-3 K			C F S 0-3 K		G4-3 2-3	2 2	0 0	0 0	0 0	0 0	1 0	1 1
50 Laynce Nix, L (1, 8) 80 Darnell McDonald, R (6, PH) (7, 8)		B B B B 4-0 75 G3-2 1B BB 1-2		B1-3		F8		F8		IBB	1 2	0 0	0 0	0 0	1 1	0 0	0 0
Jeff Keppinger, R (1, 6) OBP: 0.500, SLG: 0.500 84 Todd Frazier, R (6, PH) OBP: 0.500, SLG: 1.000 (7, 6)		75 G3-2 1B 1-2 2-3		F9		77 G4-3 2B		F8		S B 1-1 WP 3-H	2 3	0 0	1 1	0 0	0 0	0 0	0 1
75 Kevin Barker, L (1, 3) 77 Yonder Alonso, L (6, PH) (7, 3)	G3-2 1-2 2-3 3-Hf			E5 74 E 74 FC5 21 BLK		G4-3 2-3			B B B B 4-0 81 G1-3 BB		2 1	1 0	0 0	0 1	0 0	0 1	3 1
29 Ryan Hanigan, R (1, 2) 74 Humberto Cota, R (4, PH) (5, 2) 81 Chris Kroski, L (8, 2)	G5-3			FC5 21 BLK 21 1B 1-3		G5-3			G1-3 1-2		1 2 1	0 1 0	0 0 0	0 0 0	0 0 0	0 0 0	2 2 1
Inning Stats	R: 0 H: 1 E: 1 LOB: 1 K: 0 BB: 0 S: 4 P: 4	R: 0 H: 1 E: 0 LOB: 2 K: 0 BB: 2 S: 3 P: 11	R: 0 H: 1 E: 1 LOB: 2 K: 1 BB: 0 S: 7 P: 7	R: 2 H: 1 E: 2 LOB: 0 K: 0 BB: 0 S: 6 P: 7	R: 1 H: 2 E: 0 LOB: 0 K: 1 BB: 0 S: 8 P: 11	R: 0 H: 1 E: 0 LOB: 1 K: 0 BB: 0 S: 4 P: 4	R: 0 H: 0 E: 0 LOB: 0 K: 1 BB: 1 S: 5 P: 9	R: 0 H: 0 E: 0 LOB: 0 K: 1 BB: 0 S: 5 P: 5	R: 0 H: 0 E: 0 LOB: 2 K: 0 BB: 2 S: 3 P: 11	R: 1 H: 1 E: 0 LOB: 1 K: 0 BB: 1 S: 3 P: 8	1B: 5 SF: 0 2B: 2 SAC: 0 3B: 0 DP: 1 HR: 1 HBP: 0						

PITCHER	IP	WLS	BF	H	R	ER	SO	BB	IBB	HBP	BLK	WP	HR	S	P	ERA	WHIP
56 Rick Van Den Hurk, R (1, 1) ERA:	2.2		12	3	0	0	1	2	0	0	0	0	0	12	20	0.00	1.875
25 David Bergman, R (3, 1) ERA:	1.1		7	1	2	0	0	0	0	0	1	0	0	8	9	0.00	0.750
31 Alexander Smit, L (5, 1) ERA: 4.5	2.0		8	3	1	1	1	0	0	0	0	0	1	12	15	4.50	1.500
45 Juan Carlos Sulbaran, R (7, 1) ERA:	2.0		7	0	0	0	2	1	0	0	0	0	0	10	14	0.00	0.500
9 Pim Walsma, R (9, 1) ERA:	1.0		5	0	0	0	0	1	1	0	0	0	0	3	11	0.00	1.000

PITCHER	IP	WLS	BF	H	R	ER	SO	BB	IBB	HBP	BLK	WP	HR	S	P	ERA	WHIP
3 Berry Van Driel, R (10, 1) ERA: 27.0	0.1	L	4	1	1	1	0	0	1	0	0	1	0	3	8	27.00	3.000

BOTTOM

Kingdom of the Netherlands @ Cincinnati Reds

Ed Smith Stadium, Sarasota, FL

Wed Mar 04 2009, 6:05 PM EST

Att. 1,258 - Clear - 65 F

livebaseballscorecards.com

AB	37
R	4
H	8
RBI	2
BB	6
SO	4
LOB	20

PA: 44

Pittsburgh Pirates @ Cincinnati Reds

Ed Smith Stadium, Sarasota, FL

Thu Mar 05 2009, 1:05 PM EST

Att. 3,640 - Sunny - 75 F

TOP

livebaseballscorecards.com

Batter	1	2	3	4	5	6	7	8	9	10	AB	R	H	RBI	BB	SO	LOB
3 Nyjer Morgan, L (1, 8) OBP: 0.211, SLG: 0.263	G1-3		K2-3			44 E 18 SF8 22 G5-3 1B		G3-1	K		3	1	1	0	0	1	0
68 Jeff Salazar, L (7, 8) OBP: 0.267, SLG: 0.333											2	0	0	0	0	1	2
22 Andrew McCutchen, R (1, 7) OBP: 0.273, SLG: 0.167	L8			P3		G5-3		37 1B 2B	L8		5	1	1	0	0	0	4
44 Brandon Moss, L (1, 9) OBP: 0.294, SLG: 0.467	E5			L8		E6 15 BB		53 1B 1B		19 FC6-4 69 G5-3 53 BB 1B	3	0	0	1	0	0	1
37 Andy Phillips, R (6, 3) OBP: 0.400, SLG: 0.333											2	1	2	1	0	0	0
18 Craig Monroe, R (1, 10) OBP: 0.467, SLG: 0.818	F9			F8		SF8		19 G3-6-1 1B		19 FC6-4 BB	2	0	0	1	0	0	1
53 Pedro Alvarez, L (8, PH) (8, 10) OBP: 0.600, SLG: 0.625											1	0	1	0	1	0	0
15 Andy LaRoche, R (1, 5) OBP: 0.500, SLG: 0.800		69 G6-4-3 1B			K	BB		G3-6-1		FC6-4 35 PB 69 G5-3	2	0	1	0	1	1	0
19 Neil Walker, S (7, 5) OBP: 0.267, SLG: 0.231											2	0	0	0	0	0	4
69 Garrett Jones, L (1, 3) (6, 9) OBP: 0.385, SLG: 0.200		G6-4-3			G4-3	P6			73 1B 36 1B BB	G5-3	4	1	0	1	1	0	4
23 Robinzon Diaz, R (1, 2) OBP: 0.333, SLG: 0.625		L9			P3		F7		P3	G4-3	3	0	0	0	0	0	0
35 Jason Jaramillo, S (7, 2) OBP: 0.444, SLG: 0.286											2	0	0	0	0	0	2
73 Shelby Ford, S (1, 4) OBP: 0.429, SLG: 0.769			K			10 1B 3B	F8		36 1B 1B		4	1	2	0	0	1	0
10 Brian Bixler, R (1, 6) OBP: 0.300, SLG: 0.400			G5-3			22 G5-3 3 1B 44 E 1B	P6				2	1	1	1	0	0	0
36 Luis Alfonso Cruz, R (6, 6) OBP: 0.333, SLG: 0.333											2	0	1	1	0	0	0

	AB	39
	R	6
	H	10
	RBI	6
	BB	3
	SO	4
	LOB	18

Inning Stats																						
	R: 0	H: 0	R: 0	H: 1	R: 0	H: 0	R: 0	H: 0	R: 0	H: 3	R: 0	H: 0	R: 1	H: 3	R: 1	H: 2	R: 1	H: 1	1B: 8	SF: 1	WP: 0	PA: 43
	E: 1	LOB: 1	E: 0	LOB: 0	E: 0	LOB: 0	E: 0	LOB: 0	E: 1	LOB: 2	E: 0	LOB: 0	E: 0	LOB: 1	E: 0	LOB: 2	E: 0	LOB: 1	2B: 1	SAC: 0	PB: 1	
	K: 0	BB: 0	K: 0	BB: 0	K: 2	BB: 0	K: 0	BB: 0	K: 0	BB: 1	K: 0	BB: 0	K: 0	BB: 1	K: 1	BB: 1	K: 0	BB: 1	3B: 1	DP: 2	SB: 0	
	S: 4	P: 4	S: 3	P: 3	S: 7	P: 7	S: 3	P: 3	S: 7	P: 11	S: 3	P: 3	S: 5	P: 5	S: 7	P: 11	S: 5	P: 9	HR: 0	HBP: 0	CS: 0	

PITCHER	IP	WLS	BF	H	R	ER	SO	BB	IBB	HBP	BLK	WP	HR	S	P	ERA	WHIP
40 Nick Masset, R (1, 1) ERA: 6.75	3.0		10	1	0	0	2	0	0	0	0	0	0	14	14	0.00	0.333
25 David Weathers, R (4, 1) ERA: 6.0	1.0	H	3	0	0	0	0	0	0	0	0	0	0	3	3	0.00	0.000
57 Mike Lincoln, R (5, 1) ERA: 3.0	1.0	H	3	0	0	0	1	0	0	0	0	0	0	5	5	0.00	0.000
88 Ben Jukich, L (6, 1) ERA: 6.0	2.0	B	11	3	3	2	0	1	0	0	0	0	0	10	14	9.00	2.000
78 Sam LeCure, R (8, 1) ERA: 12.0	1.0	H	5	3	1	1	0	0	0	0	0	0	0	5	5	9.00	3.000

PITCHER	IP	WLS	BF	H	R	ER	SO	BB	IBB	HBP	BLK	WP	HR	S	P	ERA	WHIP
56 Aaron Fultz, L (9, 1) ERA: 5.4	0.2	B	5	2	1	1	1	1	0	0	0	0	0	6	10	13.50	4.500
65 Josh Roenicke, R (9, 1) ERA: 5.4	1.1	W	6	1	1	1	0	1	0	0	0	0	0	6	10	6.75	1.500

Batter	1	2	3	4	5	6	7	8	9	10	AB	R	H	RBI	BB	SO	LOB
30 Norris Hopper, R (1, 7) OBP: 0.333, SLG: 0.273	L8		SH3 1-2		P2		F7		G3-1 1-2 2-3		2	0	0	0	0	0	0
21 Chris Dickerson, L (6, 7) OBP: 0.462, SLG: 0.909											2	0	0	0	0	0	2
Jeff Keppinger, R (1, 6) OBP: 0.143, SLG: 0.143	G6-3		G6-3		G6-3		G6-3			62 SH1-4 84 1B 2B	3	0	0	0	0	0	1
64 Chris Valaika, R (6, 6) OBP: 0.333, SLG: 0.545											2	1	1	0	0	0	0
82 Wes Bankston, R (1, 9) OBP: 0.357, SLG: 0.100	G5-3			F7		4 P6 1B		K		84 1B 62 SH1-4 80 HR BB	3	0	1	0	0	0	0
83 Drew Stubbs, R (6, PR) OBP: 0.250, SLG: 0.286											1	1	0	0	1	1	0
(7, 9)																	
4 Brandon Phillips, R (1, 4) OBP: 0.500, SLG: 0.692		9 G4-3 60 SF7 2B		F8		1 SAFE P6 1-2		G4-3		SH1-4 1-2 2-3	3	1	1	0	0	0	1
62 Danny Richar, L (7, 4) OBP: 0.250, SLG: 0.500											1	0	0	0	0	0	0
9 Jacque Jones, L (1, 3) OBP: 0.308, SLG: 0.182		G4-3 2-3		60 BB 50 2B 1B		HR		G6-3		84 1B 80 HR IBB	2	1	1	0	0	0	1
75 Kevin Barker, L (6, 3) OBP: 0.545, SLG: 1.000											2	2	1	1	1	0	0
60 Adam Rosales, R (1, 5) OBP: 0.300, SLG: 0.571		SF7 3-H		50 2B 1-2 BB		1B			F8	80 HR 1-2 2-3 3-H 1B	0	1	0	1	1	0	0
84 Todd Frazier, R (6, PH) OBP: 0.333, SLG: 0.273											3	1	2	1	0	0	0
(7, 5)																	
50 Laynce Nix, L (1, 8) OBP: 0.417, SLG: 0.818		G4-3		1-H 2-H 2B		K			K	HR 1-H 2-H 3-H	2	0	1	2	0	0	0
80 Darnell McDonald, R (6, 8) OBP: 0.429, SLG: 0.769											3	1	1	4	0	2	1
2 Alex Gonzalez, R (1, 10) OBP: 0.500, SLG: 0.500			30 SH3 1B	G6-3			71 E 71 SF9 HBP		21 WP 71 BB 1B		2	0	1	0	0	0	1
31 Jonny Gomes, R (7, PH) OBP: 0.462, SLG: 0.909											1	1	1	0	0	0	0
(8, 10)																	
26 Wilkin Castillo, S (9, PR)											0	0	0	0	0	0	0
(10, 10)																	
81 Chris Kroski, L (1, 2) OBP: 0.333, SLG: 0.667			P5		G5-3		1 SAFE C 1 SAFE SF9 1-H			21 WP 1-2 BB	1	0	0	0	0	0	1
81 Chris Denove, R (4, 2) OBP: 0.250, SLG: 0.500											1	0	0	0	0	0	0
71 Craig Tatum, R (7, 2) OBP: 0.429, SLG: 1.000											0	0	0	1	1	0	0
Inning Stats	R: 0 E: 0 K: 0 S: 3 H: 0 LOB: 0 BB: 0 P: 3	R: 1 E: 0 K: 0 S: 4 H: 1 LOB: 0 BB: 0 P: 4	R: 0 E: 0 K: 0 S: 4 H: 1 LOB: 1 BB: 0 P: 4	R: 2 E: 0 K: 0 S: 5 H: 2 LOB: 1 BB: 1 P: 9	R: 0 E: 0 K: 0 S: 3 H: 0 LOB: 0 BB: 0 P: 3	R: 1 E: 0 K: 1 S: 7 H: 3 LOB: 1 BB: 0 P: 7	R: 1 E: 1 K: 0 S: 4 H: 0 LOB: 0 BB: 0 P: 5	R: 0 E: 0 K: 1 S: 5 H: 0 LOB: 0 BB: 0 P: 5	R: 0 E: 0 K: 1 S: 6 H: 1 LOB: 3 BB: 1 P: 11	R: 5 E: 0 K: 0 S: 4 H: 3 LOB: 0 BB: 2 P: 12	1B: 6 2B: 3 3B: 0 HR: 2	SF: 2 SAC: 2 DP: 0 HBP: 1	WP: 1 PB: 0 SB: 0 CS: 0	PA: 43			

PITCHER		IP	WLS	BF	H	R	ER	SO	BB	IBB	HBP	BLK	WP	HR	S	P	ERA	WHIP
28 Paul Maholm, L ERA: 1.8	(1, 1)	3.0		11	2	1	1	0	0	0	0	0	0	0	11	11	3.00	0.667
27 Jeff Karstens, R ERA: 5.79	(4, 1)	2.2		13	5	3	3	0	1	0	0	0	0	1	12	16	10.12	2.250
54 Denny Bautista, R ERA: 5.4	(6, 1)	1.1		5	0	1	0	1	0	0	1	0	0	0	7	8	0.00	0.000
56 Donnie Veal, L ERA:	(8, 1)	1.0		3	0	0	0	1	0	0	0	0	0	0	5	5	0.00	0.000
74 Jason Davis, R ERA: 3.0	(9, 1)	1.0		5	1	0	0	1	1	0	0	0	1	0	6	11	0.00	2.000

PITCHER		IP	WLS	BF	H	R	ER	SO	BB	IBB	HBP	BLK	WP	HR	S	P	ERA	WHIP
63 Ronald Uviedo, R ERA: 19.29	(10, 1)	0.1	L	6	3	5	5	0	1	1	0	0	0	1	4	12	135.00	12.000

BOTTOM

Pittsburgh Pirates @ Cincinnati Reds

Ed Smith Stadium, Sarasota, FL

Thu Mar 05 2009, 1:05 PM EST

Att. 3,640 - Sunny - 75 F

livebaseballscorecards.com

AB	34
R	10
H	11
RBI	10
BB	4
SO	3
LOB	8

Cincinnati Reds @ Minnesota Twins

Hammond Stadium, Fort Myers, FL

Fri Mar 06 2009, 1:05 PM EST

Att. 7,767 - Cloudy - 77 F

livebaseballscorecards.com

TOP

Batter	1	2	3	4	5	6	7	8	9	AB	R	H	RBI	BB	SO	LOB
21 Chris Dickerson, L (1, 8) OBP: 0.400, SLG: 0.769	S S S 0-3 ① K		x 0-0 ③ F8			x 0-0 ① G5-3 2-3		x 0-0 ③ F9		2	0	0	0	0	1	0
30 Norris Hopper, R (6, PH) OBP: 0.286, SLG: 0.231 (6, 8)										2	0	0	0	0	0	2
60 Adam Rosales, R (1, 4) OBP: 0.333, SLG: 0.500	x 0-0 ② F8			B B B B 4-0 32 1B BB		x 0-0 ② FC3-2 32 S 3-H			x 0-0 ① F7	1	0	0	0	1	0	0
62 Danny Richar, L (6, PH) OBP: 0.200, SLG: 0.400 (6, 4)										2	0	0	0	0	0	1
32 Jay Bruce, L (1, 9) OBP: 0.462, SLG: 0.600	B B B B 4-0 BB			x 0-0 ③ 23 G3-6-3 1B 1-3		S S S 0-3 ③ K 1-2			x 0-0 ② P4	2	0	1	0	1	1	1
82 Wes Bankston, R (7, 9) OBP: 0.333, SLG: 0.091										1	0	0	0	0	0	0
68 Juan Francisco, L (1, 5) OBP: 0.273, SLG: 0.364	x 0-0 ③ G3-1			S S S 0-3 ① K			x 0-0 77 G1-4-3 1B		S S S 0-3 ③ K	2	0	0	0	0	1	3
69 Luis Bolivar, R (7, PH) OBP: 0.429, SLG: 0.571 (7, 5)										2	0	1	0	0	1	0
23 Daryle Ward, L (1, 3) OBP: 0.125, SLG: 0.125		x 0-0 ① F8		x 0-0 ② ③ G3-6-3 1-2f			x 0-0 ① ② G1-4-3 1-2f			2	0	0	0	0	0	2
77 Yonder Alonso, L (7, PH) OBP: 0.429, SLG: 0.400 (7, 3)										1	0	0	0	0	0	1
9 Jacque Jones, L (1, 7) OBP: 0.267, SLG: 0.154		x 0-0 ② G6-3			x 0-0 ① G6-3		S S S 0-3 ③ K			2	0	0	0	0	0	0
31 Jonny Gomes, R (6, 7) OBP: 0.429, SLG: 0.833										1	0	0	0	0	1	0
7 Paul Janish, R (1, 6) OBP: 0.455, SLG: 0.500		x 0-0 ③ P2			x 0-0 ② F8			x 0-0 ① P4		2	0	0	0	0	0	0
64 Chris Valaika, R (7, 6) OBP: 0.308, SLG: 0.500										1	0	0	0	0	0	0
29 Ryan Hanigan, R (1, 2) OBP: 0.300, SLG: 0.300			x 0-0 ① G4-3		x 0-0 ③ G5-3			x 0-0 74 S 1B		2	0	0	0	0	0	0
26 Wilkin Castillo, S (7, 2) OBP: 0.222, SLG: 0.125										1	0	1	0	0	0	0
85 Devin Mesoraco, R (1, 10) OBP: 0.250, SLG: 0.500			x 0-0 ② G5-3			x 0-0 30 G5-3 62 FC3-2 2B		B B S S S 2-3 ② K 1-2		2	0	1	0	0	0	0
74 Humberto Cota, R (8, PH) (8, 10)										1	0	0	0	0	1	1
Inning Stats	R: 0 H: 0 E: 0 LOB: 1 K: 1 BB: 1 S: 5 P: 9	R: 0 H: 0 E: 0 LOB: 0 K: 0 BB: 0 S: 3 P: 3	R: 0 H: 0 E: 0 LOB: 0 K: 0 BB: 0 S: 3 P: 3	R: 0 H: 1 E: 0 LOB: 1 K: 1 BB: 1 S: 5 P: 9	R: 0 H: 0 E: 0 LOB: 0 K: 0 BB: 0 S: 3 P: 3	R: 0 H: 1 E: 0 LOB: 1 K: 1 BB: 0 S: 6 P: 6	R: 0 H: 1 E: 0 LOB: 0 K: 1 BB: 0 S: 5 P: 5	R: 0 H: 1 E: 0 LOB: 1 K: 1 BB: 0 S: 6 P: 8	R: 0 H: 0 E: 0 LOB: 0 K: 1 BB: 0 S: 5 P: 5	1B: 3 SF: 0 2B: 1 SAC: 0 3B: 0 DP: 2 HR: 0 HBP: 0						

	AB	29
	R	0
	H	4
	RBI	0
	BB	2
	SO	6
	LOB	11

WP: 0 PA: 31
PB: 0
SB: 2
CS: 0

PITCHER		IP	WLS	BF	H	R	ER	SO	BB	IBB	HBP	BLK	WP	HR	S	P	ERA	WHIP
15 Glen Perkins, L ERA:	(1, 1)	4.0	W	14	1	0	0	2	2	0	0	0	0	0	16	24	0.00	0.750
37 Jason Jones, R ERA: 1.8	(5, 1)	2.0	H	7	1	0	0	1	0	0	0	0	0	0	9	9	0.00	0.500
52 Brian Duensing, L ERA:	(7, 1)	1.0	H	3	1	0	0	1	0	0	0	0	0	0	5	5	0.00	1.000
61 Kevin Mulvey, R ERA:	(8, 1)	1.0	H	4	1	0	0	1	0	0	0	0	0	0	6	8	0.00	1.000
49 Craig Breslow, L ERA: 2.25	(9, 1)	1.0	S	3	0	0	0	1	0	0	0	0	0	0	5	5	0.00	0.000

PITCHER	IP	WLS	BF	H	R	ER	SO	BB	IBB	HBP	BLK	WP	HR	S	P	ERA	WHIP

Cincinnati Reds @ Minnesota Twins

Hammond Stadium, Fort Myers, FL

Fri Mar 06 2009, 1:05 PM EST

Att. 7,767 - Cloudy - 77 F

BOTTOM

Batter	1	2	3	4	5	6	7	8	9	AB	R	H	RBI	BB	SO	LOB
2 Denard Span, L (1, 9)	G3		BBB 4-0 25 SH1-3 1-2 BB		F8		FC5-4 1-2f 2-3			2	0	0	0	1	0	0
11 Jason Pridie, L (6, 9) (7, 7)										1	0	0	0	0	0	2
25 Alexi Casilla, S (1, 4)	0-0 24 F9 16 1B 2B		0-0 SH1-3 1-2 2-3		0-0 F9		0-0 G6-3			2	1	1	0	0	0	0
77 Steve Tolleson, R (6, 4)										1	0	0	0	0	0	2
24 Joe Crede, R (1, 5)	F9 2-3		P3		SSS 0-3 K			0-0 G4-3		3	0	0	0	0	1	3
74 Deibinson Romero, R (6, 5)										1	0	0	0	0	0	0
16 Jason Kubel, L (1, 10)	0-0 3-H 1B		F9			G3-1		CCC 0-3 K		3	0	1	1	0	0	2
79 Danny Valencia, R (8, PH)										1	0	0	0	0	1	0
21 Delmon Young, R (1, 7)	G5-3			0-0 32 1B 1B		G5-3		0-0 27 1B 82 1B 1B		3	0	1	0	0	0	1
73 David Winfree, R (7, 9)										1	1	1	0	0	0	0
32 Brian Buscher, L (1, 3)		0-0 F9		B 1-0 22 2B 58 SF9 1-2 1B		0-0 P6		0-0 82 1B 1-3 1B		3	1	1	0	0	0	0
27 Matt Macri, R (7, 3)										1	0	1	0	0	0	0
22 Carlos Gómez, R (1, 8)		0-0 F7		0-0 58 SF9 1-3 2B			0-0 F8	0-0 1-2 3-H 1B		3	0	1	0	0	0	0
82 Dustin Martin, L (8, 8)										1	0	1	1	0	0	0
58 Jose Morales, S (1, 2)		0-0 F8		0-0 SF9 2-3 3-H			0-0 11 FC5-4 23 1B 1B	0-0 F9		1	0	0	1	0	0	0
76 Wilson Ramos, R (7, 2)										2	0	1	0	0	0	2
23 Brendan Harris, R (1, 6)			0-0 25 SH1-3 2 BB 1B	0-0 F7			0-0 11 FC5-4 1-2 1B			3	0	2	0	0	0	1
1 Trevor Plouffe, R (8, 6)										0	0	0	0	0	0	0
Inning Stats	R: 1 E: 0 K: 0 S: 5 H: 2 LOB: 1 BB: 0 P: 5	R: 0 E: 0 K: 0 S: 3 H: 0 LOB: 0 BB: 0 P: 3	R: 0 E: 0 K: 0 S: 4 H: 1 LOB: 2 BB: 1 P: 8	R: 1 E: 0 K: 0 S: 5 H: 3 LOB: 1 BB: 0 P: 6	R: 0 E: 0 K: 1 S: 5 H: 0 LOB: 0 BB: 0 P: 5	R: 0 E: 0 K: 0 S: 3 H: 0 LOB: 0 BB: 0 P: 3	R: 0 E: 0 K: 0 S: 5 H: 2 LOB: 2 BB: 0 P: 5	R: 1 E: 0 K: 1 S: 8 H: 3 LOB: 2 BB: 0 P: 8		1B: 9 2B: 2 3B: 0 HR: 0	SF: 1 SAC: 1 DP: 0 HBP: 0						

livebaseballscorecards.com

AB	32
R	3
H	11
RBI	3
BB	1
SO	2
LOB	13

WP: 0 PB: 0 SB: 0 CS: 0 PA: 35

PITCHER		IP	WLS	BF	H	R	ER	SO	BB	IBB	HBP	BLK	WP	HR	S	P	ERA	WHIP
Aaron Harang, R (1, 1)		3.1	L	16	6	2	2	0	1	0	0	0	0	0	15	20	5.40	2.100
ERA: 7.11																		
67 Ron Flores, L (4, 1)		1.0		3	0	0	0	0	0	0	0	0	0	0	3	3	0.00	0.000
ERA:																		
89 Jordan Smith, R (5, 1)		1.2		5	0	0	0	1	0	0	0	0	0	0	7	7	0.00	0.000
ERA:																		
86 James Avery, R (7, 1)		2.0		11	5	1	1	1	0	0	0	0	0	0	13	13	4.50	2.500
ERA: 3.0																		

PITCHER	IP	WLS	BF	H	R	ER	SO	BB	IBB	HBP	BLK	WP	HR	S	P	ERA	WHIP

Batter	1	2	3	4	5	6	7	8	9	AB	R	H	RBI	BB	SO	LOB
30 Norris Hopper, R (1, 8) OBP: 0.353, SLG: 0.267 80 Darnell McDonald, R (6, 8) OBP: 0.400, SLG: 0.714	G6-3		BB		2-3 1B		E5			2 1	1 0	1 0	0 0	1 0	0 0	0 0
Jeff Keppinger, R (1, 6) OBP: 0.118, SLG: 0.118 7 Paul Janish, R (7, PH) OBP: 0.417, SLG: 0.455 (7, 6)	G6-3		G6-3 1-2		G1-6-3 1-2f 3-H		K			3 1	0 0	0 0	0 0	0 0	0 1	2 1
32 Jay Bruce, L (1, 9) OBP: 0.438, SLG: 0.538 26 Wilkin Castillo, S (7, PH) OBP: 0.200, SLG: 0.111 (7, 9)	4 FC6-4 1B		G3 2-H		K2-3		B2-3			3 1	0 0	1 0	1 0	0 0	1 0	0 1
4 Brandon Phillips, R (1, 4) OBP: 0.471, SLG: 0.688 62 Danny Richar, L (7, 4) OBP: 0.182, SLG: 0.364	FC6-4 1-2f		G5-3			50 G3-1 2B		K		3 1	0 0	1 0	0 0	0 0	0 1	1 0
50 Laynce Nix, L (1, 7) OBP: 0.333, SLG: 0.643 83 Drew Stubbs, R (7, 7) OBP: 0.222, SLG: 0.250		K		P6		G3-1 2-3		K		3 1	0 0	0 0	0 0	0 0	1 1	1 0
84 Todd Frazier, R (1, 5) OBP: 0.286, SLG: 0.231 68 Juan Francisco, L (6, PH) OBP: 0.231, SLG: 0.308 (6, 5)		K		K		K		K		2 2	0 0	0 0	0 0	0 0	2 2	0 1
23 Daryle Ward, L (1, 3) OBP: 0.364, SLG: 0.222 77 Yonder Alonso, L (7, 3) OBP: 0.375, SLG: 0.333		2 2B 1B		BB		BB			G4-3	1 1	0 0	1 0	0 0	2 0	0 0	0 0
2 Alex Gonzalez, R (1, 10) OBP: 0.500, SLG: 0.750 75 Kevin Barker, L (6, PH) OBP: 0.462, SLG: 0.818 (6, 10)		1-3 2B		K		K			G4-3	2 2	0 0	1 0	0 0	0 0	1 1	1 2
29 Ryan Hanigan, R (1, 2) OBP: 0.333, SLG: 0.417 81 Chris Denove, R (7, PH) OBP: 0.167, SLG: 0.333 (7, 2)		F7			30 1B G1-6-3 2B		G6-3		K	2 2	1 0	1 0	0 0	0 0	0 1	2 0
Inning Stats	R: 0 H: 1 E: 0 LOB: 1 K: 0 BB: 0 S: 4 P: 4	R: 0 H: 2 E: 0 LOB: 2 K: 2 BB: 0 S: 9 P: 9	R: 1 H: 0 E: 0 LOB: 0 K: 0 BB: 1 S: 3 P: 8	R: 0 H: 0 E: 0 LOB: 1 K: 2 BB: 1 S: 7 P: 11	R: 1 H: 2 E: 0 LOB: 0 K: 1 BB: 0 S: 6 P: 6	R: 0 H: 1 E: 0 LOB: 2 K: 2 BB: 1 S: 8 P: 12	R: 0 H: 0 E: 1 LOB: 1 K: 1 BB: 0 S: 6 P: 6	R: 0 H: 0 E: 0 LOB: 0 K: 3 BB: 0 S: 9 P: 9	R: 0 H: 0 E: 0 LOB: 0 K: 1 BB: 0 S: 5 P: 5	1B: 3 SF: 0 2B: 3 SAC: 0 3B: 0 DP: 1 HR: 0 HBP: 0						WP: 1 PA: 36 PB: 0 SB: 0 CS: 0

PITCHER		IP	WLS	BF	H	R	ER	SO	BB	IBB	HBP	BLK	WP	HR	S	P	ERA	WHIP
51 Jesse Litsch, R ERA: 1.8	(1, 1)	3.0		13	3	1	1	2	1	0	0	0	1	0	16	21	3.00	1.333
24 Ricky Romero, L ERA: 7.5	(4, 1)	3.0	W	13	3	1	1	5	2	0	0	0	0	0	21	29	3.00	1.667
58 Dirk Hayhurst, R ERA:	(7, 1)	2.0	H	7	0	0	0	4	0	0	0	0	0	0	15	15	0.00	0.000
40 Brian Wolfe, R ERA: 10.8	(9, 1)	1.0		3	0	0	0	1	0	0	0	0	0	0	5	5	0.00	0.000

PITCHER	IP	WLS	BF	H	R	ER	SO	BB	IBB	HBP	BLK	WP	HR	S	P	ERA	WHIP

TOP

Cincinnati Reds @ Toronto Blue Jays

Dunedin Stadium, Dunedin, FL

Sat Mar 07 2009, 1:05 PM EST

Att. 4,551 - Sunny - 77 F

livebaseballscorecards.com

AB	33
R	2
H	6
RBI	1
BB	3
SO	12
LOB	12

Batter	1	2	3	4	5	6	7	8	9	AB	R	H	RBI	BB	SO	LOB
1 Joe Inglett, L (1, 6) (6, 7) OBP: 0.294, SLG: 0.200	G3		G4-3 2-3		1B	21 1B 69 1B 64 2B 1B	G3-1			5	1	2	0	0	0	1
2 Aaron Hill, R (1, 4) OBP: 0.412, SLG: 0.467 69 Brad Emaus, R (6, 4) OBP: 0.500, SLG: 0.727	F8		30 L6-4 26 1B 3-H 1B		F8	21 1B 64 2B 1-2 1B	B B B B 4-0 BB			3 1	0 1	1 1	1 1	0 0	0 1	1 0
26 Adam Lind, L (1, 10) OBP: 0.294, SLG: 0.429 3 Randy Ruiz, R (7, PH) (8, 10) OBP: 0.444, SLG: 0.500	G1-3		1-2 1B			G4-3	S S C K	S S S K		3 2	0 0	1 0	0 0	0 0	0 2	0 3
30 Kevin Millar, R (1, 3) OBP: 0.500, SLG: 1.000 62 Brian Dopirak, R (7, 3) OBP: 0.182, SLG: 0.222		G6-3	L6-4 2-2			B X HR	F9			3 1	1 0	1 0	1 0	0 0	0 0	2 2
11 Jason Lane, R (1, 8) OBP: 0.524, SLG: 1.000 21 Buck Coats, L (6, PR) (7, 8) OBP: 0.333, SLG: 0.333		45 1B 1B		64 G6-4-3 1B		64 3B 2B	64 2B 17 E 1-2 2-3 1B			3 1	0 2	3 1	0 0	0 0	0 0	0 0
64 Scott Campbell, L (1, 5) OBP: 0.333, SLG: 0.643		F7		G6-4-3 1-2f		45 1B 2-H 3B	17 E 1-3 2-H 3-H 2B			4	1	2	3	0	0	2
45 Travis Snider, L (1, 9) OBP: 0.500, SLG: 0.769 17 Adam Loewen, L (6, PR) (7, 9) OBP: 0.273, SLG: 0.200		1-2 1B	S S S K			9 G4-3 3-H 1B	E6 2-3 3-H			3 1	0 0	2 0	1 0	0 0	1 0	0 1
7 Curtis Thigpen, R (1, 2) OBP: 0.091, SLG: 0.091 9 J.P. Arencibia, R (6, 2)		F8			F7	G4-3 1-2	S S S K2-3			2 2	0 0	0 0	0 0	0 0	0 1	2 4
8 Russ Adams, L (1, 7) OBP: 0.308, SLG: 0.273 4 Angel Sanchez, R (6, 6) OBP: 0.455, SLG: 0.250			1 G4-3 2 1B 2B		L7	G6-3		F8		2 2	1 0	1 0	0 0	0 0	0 0	0 2
Inning Stats	R: 0 E: 0 K: 0 S: 3 H: 0 LOB: 0 BB: 0 P: 3	R: 0 E: 0 K: 0 S: 5 H: 2 LOB: 2 BB: 0 P: 5	R: 1 E: 0 K: 0 S: 5 H: 3 LOB: 1 BB: 0 P: 5	R: 0 E: 0 K: 1 S: 5 H: 1 LOB: 0 BB: 0 P: 5	R: 0 E: 0 K: 0 S: 4 H: 1 LOB: 1 BB: 0 P: 4	R: 3 E: 0 K: 0 S: 7 H: 4 LOB: 2 BB: 0 P: 8	R: 3 E: 1 K: 2 S: 12 H: 4 LOB: 2 BB: 0 P: 12	R: 0 E: 0 K: 1 S: 5 H: 0 LOB: 1 BB: 1 P: 9		1B: 10 2B: 4 3B: 1 HR: 1	SF: 0 SAC: 0 DP: 2 HBP: 0					

PITCHER		IP	WLS	BF	H	R	ER	SO	BB	IBB	HBP	BLK	WP	HR	S	P	ERA	WHIP
34 Homer Bailey, R ERA: 1.13	(1, 1)	4.0		16	6	1	1	1	0	0	0	0	0	0	18	18	2.25	1.500
45 Bill Bray, L ERA:	(5, 1)	1.0	H	4	1	0	0	0	0	0	0	0	0	0	4	4	0.00	1.000
51 Jared Burton, R ERA: 6.23	(6, 1)	1.0	L	7	4	3	3	0	0	0	0	0	0	1	7	8	27.00	4.000
79 Robert Manuel, R ERA: 36.0	(7, 1)	0.2		7	4	3	2	1	0	0	0	0	0	0	9	9	27.00	6.000
63 Adam Pettyjohn, L ERA: 16.2	(7, 1)	0.1		1	0	0	0	1	0	0	0	0	0	0	3	3	0.00	0.000

PITCHER		IP	WLS	BF	H	R	ER	SO	BB	IBB	HBP	BLK	WP	HR	S	P	ERA	WHIP
76 Carlos Fisher, R ERA:	(8, 1)	1.0		4	0	0	0	1	1	0	0	0	0	0	5	9	0.00	1.000

BOTTOM

Cincinnati Reds @ Toronto Blue Jays

Dunedin Stadium, Dunedin, FL

Sat Mar 07 2009, 1:05 PM EST

Att. 4,551 - Sunny - 77 F

livebaseballscorecards.com

AB	38
R	7
H	15
RBI	6
BB	1
SO	4
LOB	20

Toronto Blue Jays @ Cincinnati Reds

Ed Smith Stadium, Sarasota, FL

Sun Mar 08 2009, 1:05 PM EDT

Att. 3,915 - Sunny - 78 F

TOP

livebaseballscorecards.com

Batter	1	2	3	4	5	6	7	8	9	10	AB	R	H	RBI	BB	SO	LOB
1 Joe Inglett, L (1, 4) OBP: 0.300, SLG: 0.176	S S C 0-3 ① K		B B B B 4-0 BB			X 0-0 ② F9		X 0-0 ① G4-3		X 0-0 ① F9	2	0	0	0	1	1	0
69 Brad Emaus, R (6, 4) OBP: 0.438, SLG: 0.615											2	0	0	0	0	0	0
21 Buck Coats, L (1, 8) OBP: 0.333, SLG: 0.333	X 0-0 ② F7		X 0-0 ③ P5			X 0-0 1B		X 0-0 8 E 8 3B 1B		X 0-0 ② G6-3	3	0	1	0	0	0	1
78 Sean Shoffit, L (6, PR) OBP: 0.250, SLG: 0.250 (6, 8)											2	1	1	0	0	0	0
26 Adam Lind, L (1, 7) OBP: 0.250, SLG: 0.353	S S S 0-3 ③ K			X 0-0 ① G3		X 0-0 ③ G4-3		1 SAFE X 0-0 1-H 62 1B 3B		X 0-0 2B	3	0	0	0	0	1	1
8 Russ Adams, L (6, 7) OBP: 0.400, SLG: 0.615											2	1	2	1	0	0	0
35 Lyle Overbay, L (1, 3)		S S S 0-3 ① K		S S S 0-3 ② K			S S S 0-3 ① K	X 0-0 3-H 1B		S S C 0-3 ③ K	3	0	0	0	0	3	0
62 Brian Dopirak, R (7, 3) OBP: 0.231, SLG: 0.273											2	0	1	1	0	1	1
33 Scott Rolen, R (1, 5) OBP: 0.571, SLG: 1.286		X 0-0 2B		X 0-0 ③ G6-3			B B B S X 3-1 HR	S S C 0-3 ② K			3	1	2	1	0	0	0
64 Scott Campbell, L (7, 5) OBP: 0.313, SLG: 0.600											1	0	0	0	0	1	1
45 Travis Snider, L (1, 9) OBP: 0.471, SLG: 0.688		S S S 0-3 ② K			X 0-0 ① G6-3		X 0-0 9 HR 1B	X 0-0 ③ G5-3			3	1	1	0	0	1	1
17 Adam Loewen, L (7, 9) OBP: 0.250, SLG: 0.182											1	0	0	0	0	0	1
5 Michael Barrett, R (1, 2)		S S S 0-3 ③ K			X 0-0 ② G6-3		X 0-0 ② L8		X 0-0 ① L9		3	0	0	0	0	1	2
7 Curtis Thigpen, R (7, 2) OBP: 0.083, SLG: 0.083											1	0	0	0	0	0	0
9 J.P. Arencibia, R (1, 10) OBP: 0.091, SLG: 0.400			X 0-0 ① F8		X 0-0 ③ G6-3		S X 0-1 1-H HR		S S S 0-3 ② K		3	1	1	2	0	0	0
3 Randy Ruiz, R (9, PH) OBP: 0.400, SLG: 0.444 (9, 10)											1	0	0	0	0	1	0
6 John McDonald, R (1, 6) OBP: 0.200, SLG: 0.167			X 0-0 ② F7			X 0-0 ① P3	X 0-0 ③ L5		S S S 0-3 ③ K		3	0	0	0	0	0	0
4 Angel Sanchez, R (7, 6) OBP: 0.417, SLG: 0.222											1	0	0	0	0	1	0

Inning Stats																						
	R: 0	H: 0	R: 0	H: 1	R: 0	H: 0	R: 0	H: 0	R: 0	H: 0	R: 0	H: 1	R: 3	H: 3	R: 2	H: 3	R: 0	H: 0	R: 0	H: 1	1B: 4	SF: 0
	E: 0	LOB: 0	E: 0	LOB: 1	E: 0	LOB: 1	E: 0	LOB: 0	E: 0	LOB: 0	E: 0	LOB: 1	E: 0	LOB: 0	E: 1	LOB: 1	E: 0	LOB: 0	E: 0	LOB: 1	2B: 2	SAC: 0
	K: 2	BB: 0	K: 3	BB: 0	K: 0	BB: 1	K: 0	BB: 0	K: 1	BB: 0	K: 0	BB: 0	K: 1	BB: 0	K: 1	BB: 0	K: 2	BB: 0	K: 1	BB: 0	3B: 1	DP: 0
	S: 7	P: 7	S: 10	P: 10	S: 3	P: 7	S: 5	P: 5	S: 3	P: 3	S: 4	P: 4	S: 10	P: 13	S: 8	P: 8	S: 7	P: 7	S: 6	P: 6	HR: 2	HBP: 0

	AB	39
	R	5
	H	9
	RBI	5
	BB	1
	SO	11
	LOB	8

WP: 0 PA: 40
PB: 0
SB: 0
CS: 0

PITCHER		IP	WLS	BF	H	R	ER	SO	BB	IBB	HBP	BLK	WP	HR	S	P	ERA	WHIP
33 Micah Owings, R ERA: 1.69	(1, 1)	4.0		14	1	0	0	6	1	0	0	0	0	0	25	29	0.00	0.500
53 Arthur Rhodes, L ERA: 15.0	(5, 1)	1.0	H	3	0	0	0	0	0	0	0	0	0	0	3	3	0.00	0.000
25 David Weathers, R ERA: 4.5	(6, 1)	1.0	H	4	1	0	0	0	0	0	0	0	0	0	4	4	0.00	1.000
48 Francisco Cordero, R ERA: 24.0	(7, 1)	1.0	B	6	3	3	3	1	0	0	0	0	0	2	10	13	27.00	3.000
66 Matt Maloney, L ERA: 12.0	(8, 1)	1.0		6	3	2	2	1	0	0	0	0	0	0	8	8	18.00	3.000

PITCHER		IP	WLS	BF	H	R	ER	SO	BB	IBB	HBP	BLK	WP	HR	S	P	ERA	WHIP
70 Jeff Kennard, R ERA: 11.25	(9, 1)	2.0	W	7	1	0	0	3	0	0	0	0	0	0	13	13	0.00	0.500

Toronto Blue Jays @ Cincinnati Reds

Ed Smith Stadium, Sarasota, FL

Sun Mar 08 2009, 1:05 PM EDT

Att. 3,915 - Sunny - 78 F

BOTTOM

livebaseballscorecards.com

Batter	1	2	3	4	5	6	7	8	9	10	AB	R	H	RBI	BB	SO	LOB
9 Jacque Jones, L (1, 7) OBP: 0.278, SLG: 0.133	H 1-0 4 S HBP		x 0-0 ① G3		S S C 0-3 ② K		B X 1-0 ③ G6-3 2-3		x 0-0 ② L9		2	0	0	0	0	1	0
30 Norris Hopper, R (7, 7) OBP: 0.316, SLG: 0.235											2	0	0	0	0	0	1
2 Alex Gonzalez, R (1, 10) OBP: 0.286, SLG: 0.429	S S S 0-3 ① K		S S S 0-3 ② K		x 0-0 ③ G6-3			x 0-0 64 1B 83 BB 1B	x 0-0 ③ G6-3		3	0	0	0	0	2	1
85 Devin Mesoraco, R (8, PH) (9, 10) OBP: 0.333, SLG: 0.500											2	1	1	0	0	0	0
21 Chris Dickerson, L (1, 8) OBP: 0.389, SLG: 0.667	S S S 0-3 ② K		x 0-0 ③ G4-3			H 1-0 4 CS HBP		B B B B 4-0 64 1B 60 1B 1-2 BB		x 0-0 ① F9	2	0	0	0	0	1	1
83 Drew Stubbs, R (7, 8) OBP: 0.273, SLG: 0.222											1	1	0	0	1	0	0
4 Brandon Phillips, R (1, 4) OBP: 0.500, SLG: 0.667	B B B B 4-0 1-2 BB			x 0-0 31 HR 1B		S S S 0-3 ① ② K 1-2		x 0-0 60 1B 1-3 2-H 1B		x 0-0 ② L7	2	1	1	0	1	1	1
64 Chris Valaika, R (7, 4) OBP: 0.333, SLG: 0.500											2	0	1	1	0	0	0
31 Jonny Gomes, R (1, 3) OBP: 0.438, SLG: 1.000	x 0-0 ③ F7			x 0-0 1-H HR		x 0-0 ③ P3		S S C 0-3 ① K		x 0-0 80 1B 60 1B 1B	2	1	1	2	0	0	2
82 Wes Bankston, R (6, 3) OBP: 0.333, SLG: 0.143											3	0	1	0	0	1	2
62 Danny Richar, L (10, PR) OBP: 0.182, SLG: 0.364											0	1	0	0	0	0	0
50 Laynce Nix, L (1, 9) OBP: 0.294, SLG: 0.563		x 0-0 ① L8		S C 0-3 ① K			x 0-0 60 G6-3 71 1B 2B	x 0-0 ② P3		x 0-0 60 1B 1-2 1B	2	0	0	0	0	1	0
80 Darnell McDonald, R (7, 9) OBP: 0.444, SLG: 0.765											3	1	2	0	0	0	2
Jeff Keppinger, R (1, 5) OBP: 0.105, SLG: 0.105		x 0-0 ② F7		x 0-0 ② G5-3			x 0-0 ① G6-3 2-3	x 0-0 1-2 3-H 1B		x 0-0 1-2 2-H 1B	2	0	0	0	0	0	0
60 Adam Rosales, R (7, 5) OBP: 0.400, SLG: 0.545											3	0	2	2	0	0	1
74 Humberto Cota, R (1, 2)	B B B B 4-0 BB			x 0-0 ③ G5-3			x 0-0 69 FC6-4 3-H 1B	x 0-0 ③ F7			1	0	0	0	1	0	0
71 Craig Tatum, R (6, 2) OBP: 0.444, SLG: 0.857											2	0	1	1	0	0	2
7 Paul Janish, R (1, 6) OBP: 0.357, SLG: 0.385	x 0-0 ③ L9				x 0-0 ① G4-3		x 0-0 ② FC6-4 30 S 1-2f		x 0-0 ① G1-3		2	0	0	0	0	0	1
69 Luis Bolivar, R (7, 6) OBP: 0.333, SLG: 0.444											2	0	0	0	0	0	1
Inning Stats	R: 0 E: 0 K: 2 S: 7 H: 0 LOB: 2 BB: 1 P: 12	R: 0 E: 0 K: 0 S: 3 H: 0 LOB: 1 BB: 1 P: 7	R: 0 E: 0 K: 1 S: 5 H: 0 LOB: 0 BB: 0 P: 5	R: 2 E: 0 K: 1 S: 7 H: 2 LOB: 0 BB: 0 P: 7	R: 0 E: 0 K: 1 S: 5 H: 0 LOB: 0 BB: 0 P: 5	R: 0 E: 0 K: 1 S: 4 H: 0 LOB: 0 BB: 0 P: 5	R: 1 E: 1 K: 0 S: 5 H: 2 LOB: 1 BB: 0 P: 6	R: 2 E: 0 K: 1 S: 8 H: 3 LOB: 2 BB: 1 P: 12	R: 0 E: 0 K: 0 S: 3 H: 0 LOB: 0 BB: 0 P: 3	R: 1 E: 0 K: 0 S: 5 H: 3 LOB: 2 BB: 0 P: 5	1B: 8 2B: 2 3B: 0 HR: 1	SF: 0 SAC: 0 DP: 1 HBP: 2						

	AB	38
	R	6
	H	10
	RBI	6
	BB	3
	SO	7
	LOB	15

WP: 0 PB: 0 SB: 2 CS: 1 PA: 43

PITCHER		IP	WLS	BF	H	R	ER	SO	BB	IBB	HBP	BLK	WP	HR	S	P	ERA	WHIP
25 David Purcey, L ERA:	(1, 1)	3.0		12	0	0	0	3	2	0	1	0	0	0	15	24	0.00	0.667
27 Brett Cecil, L ERA: 4.5	(4, 1)	3.1		14	4	3	3	3	0	0	1	0	0	1	19	20	8.10	1.200
72 T.J. Beam, R ERA: 4.91	(7, 1)	1.2		9	3	2	2	1	1	0	0	0	0	0	10	15	10.80	2.400
60 Robert Ray, R ERA: 3.0	(9, 1)	1.0		3	0	0	0	0	0	0	0	0	0	0	3	3	0.00	0.000
67 Luis Perez, L ERA: 3.38	(10, 1)	0.2	L	5	3	1	1	0	0	0	0	0	0	0	5	5	13.50	4.500

PITCHER	IP	WLS	BF	H	R	ER	SO	BB	IBB	HBP	BLK	WP	HR	S	P	ERA	WHIP

Cincinnati Reds @ Philadelphia Phillies

Bright House Networks Field, Clearwater, FL

Mon Mar 09 2009, 1:05 PM EDT

Att. 7,278 - Sunny - 79 F

TOP

livebaseballscorecards.com

Batter	1	2	3	4	5	6	7	8	9	AB	R	H	RBI	BB	SO	LOB
9 Jacque Jones, L (1, 8) OBP: 0.238, SLG: 0.111	S S S 0-3 ① K		X 0-0 ② G5-3		C C C 0-3 ② K		B B B B 4-0 64 HR 1-2 2-3 BB		X 0-0 ② G6-3	3	0	0	0	0	2	1
83 Drew Stubbs, R (7, PH) OBP: 0.308, SLG: 0.200										1	1	0	0	1	0	0
(7, 8)																
Jeff Keppinger, R (1, 6) OBP: 0.091, SLG: 0.091	X 0-0 ② F9		X 0-0 E6		X 0-0 ③ P4		X 0-0 1-H 2-H 3-H HR		X 0-0 E7	3	0	0	0	0	0	1
64 Chris Valaika, R (7, PH) OBP: 0.353, SLG: 0.688										2	1	1	4	0	0	0
(7, 6)																
32 Jay Bruce, L (1, 9) OBP: 0.368, SLG: 0.438	X 0-0 ③ G3		X 0-0 ③ G5-3			S S S 0-3 ① K	X 0-0 26 S 1B		S S S 0-3 ③ K	3	0	0	0	0	1	1
21 Chris Dickerson, L (7, PH) OBP: 0.400, SLG: 0.647										2	0	1	0	0	1	1
(7, 9)																
31 Jonny Gomes, R (1, 7) OBP: 0.368, SLG: 0.824		C C C 0-3 ① K		S S S 0-3 ① K		X 0-0 ② G6-3	S S S 0-3 ② K 1-2			3	0	0	0	0	2	0
26 Wilkin Castillo, S (7, PH) OBP: 0.182, SLG: 0.100										1	0	0	0	0	1	1
(7, 7)																
23 Daryle Ward, L (1, 3) OBP: 0.357, SLG: 0.500		X 0-0 ② F7		X 0-0 ② G3-1		B B S S S X 2-2 HR	X 0-0 ③ G4-3			3	1	1	1	0	0	0
75 Kevin Barker, L (7, PH) OBP: 0.429, SLG: 0.750										1	0	0	0	0	0	1
(7, 3)																
77 Yonder Alonso, L (1, 10) OBP: 0.400, SLG: 0.750		S S S 0-3 ③ K		B B B S X 3-1 HR		C C C 0-3 ③ K		S S S 0-3 ① K		2	1	1	1	0	1	0
82 Wes Bankston, R (6, PH) OBP: 0.300, SLG: 0.125										2	0	0	0	0	2	0
(6, 10)																
68 Juan Francisco, L (1, 5) OBP: 0.267, SLG: 0.467			X 0-0 29 HR 3B	X 0-0 ③ G4-3			X 0-0 ① G6-3	C C C 0-3 ② K		2	1	1	0	0	0	0
84 Todd Frazier, R (6, 5) OBP: 0.250, SLG: 0.200										2	0	0	0	0	1	0
29 Ryan Hanigan, R (1, 2) OBP: 0.429, SLG: 0.786			S S B B B X 3-2 3-H HR		X 0-0 2B		X 0-0 83 BB 69 1B 64 HR 1B	X 0-0 ③ G4-3		2	1	2	2	0	0	0
81 Chris Kroski, L (7, PH) OBP: 0.400, SLG: 0.600										2	1	1	0	0	0	0
(7, 2)																
7 Paul Janish, R (1, 4) OBP: 0.313, SLG: 0.333			X 0-0 ① F8		X 0-0 ① P3		X 0-0 1-2 83 BB 64 HR 1B		X 0-0 ① F8	2	0	0	0	0	0	1
69 Luis Bolivar, R (7, PH) OBP: 0.364, SLG: 0.455										2	1	1	0	0	0	0
(7, 4)																

Inning Stats																																
	R: 0	H: 0	R: 0	H: 0	R: 2	H: 2	R: 1	H: 1	R: 0	H: 1	R: 1	H: 1	R: 4	H: 4	R: 0	H: 0	R: 0	H: 0	1B: 3	SF: 0	WP: 0	PA: 39
	E: 0	LOB: 0	E: 0	LOB: 0	E: 1	LOB: 1	E: 0	LOB: 0	E: 0	LOB: 1	E: 0	LOB: 0	E: 0	LOB: 1	E: 0	LOB: 0	E: 1	LOB: 1	2B: 1	SAC: 0	PB: 0	
	K: 1	BB: 0	K: 2	BB: 0	K: 0	BB: 0	K: 1	BB: 0	K: 1	BB: 0	K: 2	BB: 0	K: 1	BB: 1	K: 2	BB: 0	K: 1	BB: 0	3B: 1	DP: 0	SB: 1	
	S: 5	P: 5	S: 7	P: 7	S: 8	P: 11	S: 7	P: 10	S: 6	P: 6	S: 10	P: 12	S: 9	P: 13	S: 7	P: 7	S: 6	P: 6	HR: 4	HBP: 0	CS: 0	

PITCHER		IP	WLS	BF	H	R	ER	SO	BB	IBB	HBP	BLK	WP	HR	S	P	ERA	WHIP
35 Cole Hamels, L ERA: 6.75	(1, 1)	2.2		11	2	2	2	3	0	0	0	0	0	1	19	22	6.75	0.750
63 Drew Carpenter, R ERA: 19.29	(3, 1)	2.1		9	2	1	1	2	0	0	0	0	0	1	14	17	3.86	0.857
74 Antonio Bastardo, L ERA: 6.0	(6, 1)	1.0		4	1	1	1	2	0	0	0	0	0	1	10	12	9.00	1.000
70 Justin Lehr, R ERA: 27.0	(7, 1)	1.0	L	8	4	4	4	1	1	0	0	0	0	1	9	13	36.00	5.000
Bobby Mosebach, R ERA:	(8, 1)	1.0		3	0	0	0	2	0	0	0	0	0	0	7	7	0.00	0.000

PITCHER		IP	WLS	BF	H	R	ER	SO	BB	IBB	HBP	BLK	WP	HR	S	P	ERA	WHIP
65 Sergio Escalona, L ERA: 10.8	(9, 1)	1.0		4	0	0	0	1	0	0	0	0	0	0	6	6	0.00	0.000

AB	38
R	8
H	9
RBI	8
BB	1
SO	11
LOB	7

BOTTOM

Cincinnati Reds @ Philadelphia Phillies

Bright House Networks Field, Clearwater, FL

Mon Mar 09 2009, 1:05 PM EDT

Att. 7,278 - Sunny - 79 F

livebaseballscorecards.com

Batter	1	2	3	4	5	6	7	8	9	AB	R	H	RBI	BB	SO	LOB
4 Eric Bruntlett, R (1, 6) OBP: 0.467, SLG: 0.391	E6 6 CS		F9 ①		G6-3 ① ② 1-2f 3-H		BBBB 4-0 BB		1-2 BB	3	0	0	0	2	0	1
19 Greg Dobbs, L (1, 7) OBP: 0.296, SLG: 0.280	P5 ①		G4-3 ②		G4-3 ③		F8 ②		CCC 0-3 K ③	4	0	0	0	0	0	2
34 Pablo Ozuna, R (8, 7) OBP: 0.500, SLG: 0.625										1	0	0	0	0	1	2
28 Jayson Werth, R (1, 8) OBP: 0.400, SLG: 0.444	SSS 0-3 K ②		G4-3 ③			6 1B 29 FC1-4 2B	G4-3 ③			3	1	1	0	0	1	1
79 Jason Ellison, R (7, 8) OBP: 0.167, SLG: 0.167										1	0	0	0	0	0	1
6 Ryan Howard, L (1, 3) OBP: 0.400, SLG: 0.857	S 0-1 CS ③ 1-2	G5-3 ①		BBBSSX 3-2 HR		29 FC1-4 2-3 1B	SSS 0-3 K ①			3	1	2	1	0	0	0
33 Andy Tracy, L (7, 3) OBP: 0.286, SLG: 0.286										1	0	0	0	0	1	0
29 Raul Ibanez, L (1, 10) OBP: 0.286, SLG: 0.320		F9 ②		SSS 0-3 K ①		FC1-4 75 1B 1-2f 3-H	SSS 0-3 K ②			4	0	0	1	0	2	1
Geoff Jenkins, L (1, 9) OBP: 0.238, SLG: 0.444	B 1-0 HR			F8 ②		SSS 0-3 K ②		G3-1 ③		4	1	1	1	0	1	1
75 Jason Donald, R (1, 5) OBP: 0.452, SLG: 0.360	0-0 9 BB 1B			F9 ③		1-2 1B			4 BB 1B	4	0	3	0	0	0	0
9 Miguel Cairo, R (1, 4) OBP: 0.278, SLG: 0.471	BBBB 4-0 1-2 BB				3 1B 4 G6-3 1B	F8 ③			P4 ①	3	1	1	0	1	0	3
3 Lou Marson, R (1, 2) OBP: 0.133, SLG: 0.071	G4-3 ③				1-3 4 G6-3 1B		G4-3 ①		P4 ②	2	0	1	0	0	0	2
27 Chris Coste, R (7, 2)										1	0	0	0	0	0	0
77 Tuffy Gosewisch, R (9, 2)										1	0	0	0	0	0	1
Inning Stats	R: 0 E: 1 K: 1 S: 6 H: 0 LOB: 0 BB: 0 P: 6	R: 1 E: 0 K: 0 S: 5 H: 2 LOB: 2 BB: 1 P: 10	R: 0 E: 0 K: 0 S: 3 H: 0 LOB: 0 BB: 0 P: 3	R: 1 E: 0 K: 1 S: 8 H: 1 LOB: 0 BB: 0 P: 11	R: 1 E: 0 K: 0 S: 4 H: 2 LOB: 0 BB: 0 P: 4	R: 1 E: 0 K: 1 S: 8 H: 3 LOB: 2 BB: 0 P: 8	R: 0 E: 0 K: 0 S: 3 H: 0 LOB: 1 BB: 1 P: 7	R: 0 E: 0 K: 2 S: 7 H: 0 LOB: 0 BB: 0 P: 7	R: 0 E: 0 K: 1 S: 6 H: 1 LOB: 2 BB: 1 P: 10	1B: 6 2B: 1 3B: 0 HR: 2	SF: 0 SAC: 0 DP: 1 HBP: 0						

AB	35
R	4
H	9
RBI	3
BB	3
SO	6
LOB	15

WP: 0 PB: 0 SB: 0 CS: 1 PA: 39

PITCHER		IP	WLS	BF	H	R	ER	SO	BB	IBB	HBP	BLK	WP	HR	S	P	ERA	WHIP
61 Bronson Arroyo, R ERA: 5.06	(1, 1)	3.1		14	3	2	2	2	1	0	0	0	0	2	20	28	5.40	1.200
57 Mike Lincoln, R ERA: 3.86	(4, 1)	1.2	B	6	2	1	1	0	0	0	0	0	0	0	6	6	5.40	1.200
88 Ben Jukich, L ERA: 6.75	(6, 1)	1.0	W	6	3	1	1	1	0	0	0	0	0	0	8	8	9.00	3.000
65 Josh Roenicke, R ERA: 4.15	(7, 1)	1.0		4	0	0	0	0	1	0	0	0	0	0	3	7	0.00	1.000
52 Daniel Herrera, L ERA:	(8, 1)	1.0		3	0	0	0	2	0	0	0	0	0	0	7	7	0.00	0.000
78 Sam LeCure, R ERA: 9.0	(9, 1)	1.0		5	1	0	0	1	1	0	0	0	0	0	6	10	0.00	2.000

Batter	1	2	3	4	5	6	7	8	9	AB	R	H	RBI	BB	SO	LOB
21 Chris Dickerson, L (1, 8) OBP: 0.435, SLG: 0.750	0-0 2 CS 1B		0-0 2-H 3B		FC6-4 1-2f			K		3	0	2	1	0	0	2
30 Norris Hopper, R (7, 8) OBP: 0.300, SLG: 0.222										1	0	0	0	0	1	1
2 Alex Gonzalez, R (1, 6) OBP: 0.222, SLG: 0.333	0-1 G6-3 1-2		0-0 L4			0-0 G6-3		0-0 FC6-4 1-2f		2	0	0	0	0	0	2
7 Paul Janish, R (6, PH) OBP: 0.278, SLG: 0.294										2	0	0	0	0	0	1
(6, 6)																
32 Jay Bruce, L (1, 9) OBP: 0.318, SLG: 0.368	0-3 K			0-0 F8		0-0 G3-1			0-3 K	3	0	0	0	0	1	0
31 Jonny Gomes, R (7, 9) OBP: 0.350, SLG: 0.778										1	0	0	0	0	1	0
4 Brandon Phillips, R (1, 4) OBP: 0.500, SLG: 0.650		0-3 K		0-0 28 CS 1B		0-3 K			0-0 E6	2	0	1	0	0	1	0
62 Danny Richar, L (6, PH) OBP: 0.154, SLG: 0.308										2	0	0	0	0	1	0
(6, 4)																
75 Kevin Barker, L (1, 3) OBP: 0.375, SLG: 0.643		0-0 G5-3		0-3 K			0-0 G3		0-3 K	2	0	0	0	0	1	1
23 Daryle Ward, L (7, PH) OBP: 0.313, SLG: 0.429										2	0	0	0	0	1	1
(7, 3)																
28 Edwin Encarnación, R (1, 5) OBP: 0.250, SLG: 0.500		0-3 K		1 SAFE 0-0 CS 1-2	0-3 K		0-0 F7		0-0 F8	2	0	0	0	0	2	0
60 Adam Rosales, R (6, 5) OBP: 0.353, SLG: 0.462										2	0	0	0	0	0	1
50 Laynce Nix, L (1, 7) OBP: 0.263, SLG: 0.500			0-0 L6		0-3 K		0-3 K2-3			2	0	0	0	0	1	0
9 Jacque Jones, L (6, 7) OBP: 0.227, SLG: 0.105										1	0	0	0	0	1	0
29 Ryan Hanigan, R (1, 2) OBP: 0.500, SLG: 0.813			0-0 82 G4-3 21 3B 1B		0-0 82 1B 1B			0-3 K		2	1	2	0	0	0	0
26 Wilkin Castillo, S (6, 2) OBP: 0.167, SLG: 0.091										1	0	0	0	0	1	0
82 Wes Bankston, R (1, 10) OBP: 0.318, SLG: 0.167			0-0 G4-3 1-2		0-0 21 FC6-4 1-2 1B			4-0 7 FC6-4 BB		2	0	1	0	0	0	1
71 Craig Tatum, R (8, PH) OBP: 0.500, SLG: 0.857										0	0	0	0	1	0	0
(8, 10)																
Inning Stats	R: 0 E: 0 K: 1 S: 6 H: 1 LOB: 0 BB: 0 P: 6	R: 0 E: 0 K: 2 S: 7 H: 0 LOB: 0 BB: 0 P: 7	R: 1 E: 0 K: 0 S: 5 H: 2 LOB: 1 BB: 0 P: 5	R: 0 E: 0 K: 1 S: 5 H: 1 LOB: 0 BB: 0 P: 5	R: 0 E: 0 K: 2 S: 9 H: 2 LOB: 2 BB: 0 P: 9	R: 0 E: 0 K: 1 S: 5 H: 0 LOB: 0 BB: 0 P: 5	R: 0 E: 0 K: 1 S: 5 H: 0 LOB: 0 BB: 0 P: 5	R: 0 E: 0 K: 2 S: 7 H: 0 LOB: 1 BB: 1 P: 11	R: 0 E: 1 K: 2 S: 8 H: 0 LOB: 1 BB: 0 P: 8	1B: 5 2B: 0 3B: 1 HR: 0	SF: 0 SAC: 0 DP: 0 HBP: 0						

TOP

Cincinnati Reds @ New York Yankees

George M. Steinbrenner Field, Tampa, FL

Tue Mar 10 2009, 7:15 PM EDT

Att. 10,295 - Clear - 74 F

livebaseballscorecards.com

AB	32
R	1
H	6
RBI	1
BB	1
SO	12
LOB	10

WP: 0	PA: 34
PB: 0	
SB: 0	
CS: 2	

PITCHER		IP	WLS	BF	H	R	ER	SO	BB	IBB	HBP	BLK	WP	HR	S	P	ERA	WHIP
62 Joba Chamberlain, R ERA: 6.75	(1, 1)	3.0	W	11	3	1	1	3	0	0	0	0	0	0	18	18	3.00	1.000
48 Phil Coke, L ERA: 1.8	(4, 1)	2.0	H	8	3	0	0	3	0	0	0	0	0	0	14	14	0.00	1.500
29 Kei Igawa, L ERA:	(6, 1)	2.0	H	6	0	0	0	2	0	0	0	0	0	0	10	10	0.00	0.000
70 Christian Garcia, R ERA: 9.0	(8, 1)	1.0		4	0	0	0	2	1	0	0	0	0	0	7	11	0.00	1.000
67 Anthony Claggett, R ERA: 1.5	(9, 1)	1.0		4	0	0	0	2	0	0	0	0	0	0	8	8	0.00	0.000

PITCHER	IP	WLS	BF	H	R	ER	SO	BB	IBB	HBP	BLK	WP	HR	S	P	ERA	WHIP

BOTTOM

Batter	1	2	3	4	5	6	7	8	9	AB	R	H	RBI	BB	SO	LOB
11 Brett Gardner, L (1, 8) OBP: 0.462, SLG: 0.875	x 0-0 18 L3 1B		x 0-0 ① 2-H 1B		x 0-0 ② P5		x 0-0 47 FC4-6 1-2 3-H 1B			3	0	2	1	0	0	0
82 Austin Jackson, R (7, 8) OBP: 0.313, SLG: 0.333										1	0	1	1	0	0	0
18 Johnny Damon, L (1, 7) OBP: 0.286, SLG: 0.368	x 0-0 ①② L3 1-1		x 0-0 ② G4-3		x 0-0 55 CS 22 HBP 1B		x 0-0 ① FC4-6 17 HR 1-2f 2-3			3	0	1	0	0	0	1
47 John Rodriguez, L (6, 7) OBP: 0.400, SLG: 0.538										1	1	0	0	0	0	2
22 Xavier Nady, R (1, 9) OBP: 0.250, SLG: 0.526	x 0-0 ③ F9		x 0-0 55 FC5-4 1B		H 1-0 1-2 HBP		B B C F X 2-2 1-H 3-H HR			2	0	1	0	0	0	0
17 Shelley Duncan, R (7, 9) OBP: 0.467, SLG: 0.846										1	1	1	3	0	0	0
55 Hideki Matsui, L (1, 10) OBP: 0.625, SLG: 0.600		x 0-0 12 1B 2B	x 0-0 ③ FC5-4 1-2f		s 0-1 ③ CS 2-3	B B B B 4-0 12 G6-3 BB	S S C 0-3 ②			2	1	1	0	1	0	1
19 Kevin Cash, R (6, PR) OBP: 0.400, SLG: 0.500 (7, 10)										1	0	0	0	0	1	1
12 Cody Ransom, R (1, 5) OBP: 0.375, SLG: 0.435		x 0-0 26 G4-3 2-H 1B		x 0-0 26 G6-4-3 1B		x 0-0 ① G6-3 1-2	x 0-0 ③ P4			3	0	2	1	0	0	1
76 Kevin Russo, R (7, 5)										1	0	0	0	0	0	1
26 José Molina, R (1, 2) OBP: 0.381, SLG: 0.333		x 0-0 ① G4-3 2-3		x 0-0 ①② G6-4-3 1-2f		B B B B 4-0 72 G3-6-1 BB		x 0-0 92 G6-3 1B		2	0	0	0	1	0	2
83 Jesus Montero, R (6, PR) OBP: 0.714, SLG: 0.857 (7, 2)										1	0	1	0	0	0	0
72 Juan Miranda, L (1, 3) OBP: 0.217, SLG: 0.333		x 0-0 ② G4-3		B X 1-0 HR		x 0-0 ②③ G3-6-1 1-2f		C F C 0-3 ① K		3	1	1	1	0	0	3
74 Justin Leone, R (8, 3) OBP: 0.278, SLG: 0.375										1	0	0	0	0	1	1
14 Angel Berroa, R (1, 6) OBP: 0.500, SLG: 0.905		x 0-0 ③ G6-3		x 0-0 ③ G1-3			x 0-0 90 1B 82 1B 1B	x 0-0 ② G6-3 1-2		3	0	1	0	0	0	1
92 Eduardo Núñez, R (7, PR) OBP: 0.500, SLG: 0.636 (8, 6)										1	1	0	0	0	0	1
90 Ramiro Pena, S (1, 4) OBP: 0.350, SLG: 0.474			x 0-0 11 1B 2B		C F S 0-3 ① K		x 0-0 47 FC4-6 82 1B 17 HR 1-3 1B	C C C 0-3 ③ K		3	2	2	0	0	1	0
73 Doug Bernier, R (8, 4) OBP: 0.294, SLG: 0.200										1	0	0	0	0	1	1
Inning Stats	R: 0 E: 0 K: 0 S: 3 H: 1 LOB: 0 BB: 0 P: 3	R: 1 E: 0 K: 0 S: 5 H: 2 LOB: 1 BB: 0 P: 5	R: 1 E: 0 K: 0 S: 5 H: 3 LOB: 1 BB: 0 P: 5	R: 1 E: 0 K: 0 S: 4 H: 2 LOB: 0 BB: 0 P: 5	R: 0 E: 0 K: 1 S: 6 H: 1 LOB: 1 BB: 0 P: 7	R: 0 E: 0 K: 0 S: 2 H: 0 LOB: 2 BB: 2 P: 10	R: 4 E: 0 K: 1 S: 11 H: 4 LOB: 1 BB: 0 P: 13	R: 0 E: 0 K: 2 S: 8 H: 1 LOB: 1 BB: 0 P: 8		1B: 10 2B: 3 3B: 0 HR: 2	SF: 0 SAC: 0 DP: 3 HBP: 1						

PITCHER		IP	WLS	BF	H	R	ER	SO	BB	IBB	HBP	BLK	WP	HR	S	P	ERA	WHIP
40 Nick Masset, R ERA: 6.75	(1, 1)	4.0	L	17	8	3	3	0	0	0	0	0	0	1	17	18	6.75	2.000
56 Aaron Fultz, L ERA: 4.15	(5, 1)	1.0		4	1	0	0	1	0	0	1	0	0	0	6	7	0.00	1.000
25 David Weathers, R ERA: 3.6	(6, 1)	1.0		4	0	0	0	0	2	0	0	0	0	0	2	10	0.00	2.000
89 Jordan Smith, R ERA: 9.82	(7, 1)	1.0		7	4	4	4	1	0	0	0	0	0	1	11	13	36.00	4.000
76 Carlos Fisher, R ERA:	(8, 1)	1.0		4	1	0	0	2	0	0	0	0	0	0	8	8	0.00	1.000

PITCHER	IP	WLS	BF	H	R	ER	SO	BB	IBB	HBP	BLK	WP	HR	S	P	ERA	WHIP

Cincinnati Reds @ New York Yankees
George M. Steinbrenner Field, Tampa, FL
Tue Mar 10 2009, 7:15 PM EDT
Att. 10,295 - Clear - 74 F

livebaseballscorecards.com

AB	33
R	7
H	14
RBI	7
BB	2
SO	4
LOB	16

WP: 0 PB: 0 SB: 0 CS: 1 PA: 37

Batter	1	2	3	4	5	6	7	8	9	AB	R	H	RBI	BB	SO	LOB
3 Kazuo Matsui, S (1, 10) OBP: 0.045, SLG: 0.045	G4-3		FC4-6 1-2f 2-3		G3-1		G5-3			4	0	0	0	0	0	3
21 Michael Bourn, L (1, 8) OBP: 0.324, SLG: 0.344	G3		K 1-2			F8		G3		3	0	0	0	0	1	2
Matt Kata, S (6, 4) OBP: 0.211, SLG: 0.474										1	0	0	0	0	0	0
17 Lance Berkman, S (1, 3) OBP: 0.412, SLG: 0.462	2B		G4-3			F8		58 HR 3B		3	0	1	0	0	0	2
89 Jason Smith, L (6, 3) OBP: 0.476, SLG: 0.700										1	1	1	0	0	0	0
9 Hunter Pence, R (1, 9) OBP: 0.343, SLG: 0.400	F9			K		31 HBP 27 1B 1B		K		3	0	1	0	0	1	1
30 Yordany Ramirez, R (6, 9) OBP: 0.188, SLG: 0.200										1	0	0	0	0	1	1
27 Geoff Blum, S (1, 5) OBP: 0.217, SLG: 0.105		K		F8		31 HBP 1-2 1B		HR 3-H		3	0	1	0	0	1	0
58 Drew Sutton, S (6, PR) OBP: 0.368, SLG: 0.588										1	1	1	2	0	0	0
(6, 5)																
31 David Newhan, L (1, 4) OBP: 0.261, SLG: 0.150		F9		F9		HBP 1-2 2-3		F9		3	0	0	0	0	0	0
(6, 7)																
59 Lou Palmisano, R (1, 2) OBP: 0.091, SLG: 0.182		K			G6-3	F9			G5-3	3	0	0	0	0	1	3
55 Humberto Quintero, R (8, 2) OBP: 0.125, SLG: 0.313										1	0	0	0	0	0	0
20 Brian Bogusevic, L (1, 7) OBP: 0.300, SLG: 0.400			3 FC4-6 67 1B 1B		67 S 1B		K		G5-3	4	0	2	0	0	1	0
(6, 8)																
67 Tommy Manzella, R (1, 6) OBP: 0.357, SLG: 0.182			3 FC4-6 1-2 1B		K 1-2		K		K	4	0	1	0	0	3	1
Inning Stats	R: 0 E: 0 K: 0 S: 11 H: 1 LOB: 1 BB: 0 P: 19	R: 0 E: 0 K: 2 S: 10 H: 0 LOB: 0 BB: 0 P: 12	R: 0 E: 0 K: 1 S: 8 H: 2 LOB: 2 BB: 0 P: 12	R: 0 E: 0 K: 1 S: 6 H: 0 LOB: 0 BB: 0 P: 12	R: 0 E: 0 K: 1 S: 8 H: 1 LOB: 1 BB: 0 P: 13	R: 0 E: 0 K: 0 S: 8 H: 2 LOB: 3 BB: 0 P: 12	R: 0 E: 0 K: 2 S: 9 H: 0 LOB: 0 BB: 0 P: 11	R: 2 E: 0 K: 1 S: 10 H: 2 LOB: 0 BB: 0 P: 14	R: 0 E: 0 K: 1 S: 6 H: 0 LOB: 0 BB: 0 P: 8							

TOP

Houston Astros @ Cincinnati Reds

Ed Smith Stadium, Sarasota, FL

Wed Mar 11 2009, 1:05 PM EDT

Att. 3,889 - Sunny - 75 F

livebaseballscorecards.com

AB	35
R	2
H	8
RBI	2
BB	0
SO	9
LOB	13

1B: 5	SF: 0	WP: 0	PA: 36
2B: 1	SAC: 0	PB: 0	
3B: 1	DP: 0	SB: 2	
HR: 1	HBP: 1	CS: 0	

PITCHER		IP	WLS	BF	H	R	ER	SO	BB	IBB	HBP	BLK	WP	HR	S	P	ERA	WHIP
Aaron Harang, R ERA: 4.35	(1, 1)	4.0	W	15	3	0	0	4	0	0	0	0	0	0	35	55	0.00	0.750
34 Homer Bailey, R ERA: 0.9	(5, 1)	2.0		10	3	0	0	1	0	0	1	0	0	0	16	25	0.00	1.500
53 Arthur Rhodes, L ERA: 11.25	(7, 1)	1.0		3	0	0	0	2	0	0	0	0	0	0	9	11	0.00	0.000
51 Jared Burton, R ERA: 8.44	(8, 1)	1.0		5	2	2	2	1	0	0	0	0	0	1	10	14	18.00	2.000
65 Josh Roenicke, R ERA: 3.38	(9, 1)	1.0		3	0	0	0	1	0	0	0	0	0	0	6	8	0.00	0.000

PITCHER	IP	WLS	BF	H	R	ER	SO	BB	IBB	HBP	BLK	WP	HR	S	P	ERA	WHIP

BOTTOM

Houston Astros @ Cincinnati Reds

Ed Smith Stadium, Sarasota, FL

Wed Mar 11 2009, 1:05 PM EDT

Att. 3,889 - Sunny - 75 F

livebaseballscorecards.com

Batter	1	2	3	4	5	6	7	8	9	AB	R	H	RBI	BB	SO	LOB
80 Darnell McDonald, R (1, 8) OBP: 0.500, SLG: 0.789 30 Norris Hopper, R (5, 8) OBP: 0.261, SLG: 0.190	1-1: 21 SH; 32 SF7; 1B	0-0: 32 S; 1-3; 1B			0-0: E4; 60 S; 50 S; 60 2B	0-0: G6-3; 1-2f		B B F 1 SAFE C 1 SAFE X 2-2: F9		2 3	1 1	2 0	0 0	0 0	0 0	0 2
21 Chris Dickerson, L (1, 7) OBP: 0.417, SLG: 0.750 50 Laynce Nix, L (5, 7) OBP: 0.318, SLG: 0.650	1-1: SH; 4 S; 4 2B; 1-3 1 SAFE B 1 SAFE F B X 2-1: SF9; 3-H				4-1: 60 S; 60 2B; 1-2; BB	0-0: G3		B B F C B F X 3-2: 1-H; HR		0 2	1 2	0 1	1 2	0 1	0 0	0 0
32 Jay Bruce, L (1, 9) OBP: 0.292, SLG: 0.350 31 Jonny Gomes, R (4, 9) OBP: 0.333, SLG: 0.737 82 Wes Bankston, R (7, 9) OBP: 0.292, SLG: 0.150	0-0: SF7; 3-H B F B B X 2-1: G4-3; 1-2				0-0: F8		B X 1-0: F9 B S S S 1-3: K			1 1 2	0 0 0	0 0 0	1 0 0	0 0 0	0 0 1	1 2 0
4 Brandon Phillips, R (1, 4) OBP: 0.500, SLG: 0.682 60 Adam Rosales, R (5, 4) OBP: 0.368, SLG: 0.533	1-0: 23 F7; 68 1B; 2-H; 2B	C S B B B F X 3-2: G6-3			2-0: 9 G4-3; 1-H 2-H; 2B		S S B S 1-3: K			2 2	1 0	1 1	1 2	0 0	0 1	0 0
23 Daryle Ward, L (1, 3) OBP: 0.278, SLG: 0.375 9 Jacque Jones, L (4, 3) OBP: 0.217, SLG: 0.100 75 Kevin Barker, L (7, 3) OBP: 0.412, SLG: 0.667	1-1: F7; 2-3 S F B X 1-2: G3				2-2: G4-3; 2-3		C B B B B F F X 3-2: 7 2B; 1B			2 1 1	0 0 0	0 0 1	0 0 0	0 0 0	0 0 0	1 1 0
68 Juan Francisco, L (1, 5) OBP: 0.294, SLG: 0.471 7 Paul Janish, R (5, 5) OBP: 0.350, SLG: 0.389	S B F B F F X 2-2: 3-H; 1B	C C X 0-2: G3			B B B B 4-0: 69 BB; BB		X 0-0: 1-3; 2B			2 1	0 0	1 1	1 0	0 1	0 0	0 0
62 Danny Richar, L (1, 6) OBP: 0.133, SLG: 0.267 69 Luis Bolivar, R (5, PH) OBP: 0.385, SLG: 0.417 (6, 6)	C B B B F X 2-2: G3		F B X 1-1: G4-3; 1-2		B B B B 4-0: 1-2; BB		X 0-0: F8			2 1	0 0	0 0	0 0	0 1	0 0	1 2
29 Ryan Hanigan, R (1, 2) OBP: 0.529, SLG: 0.824 71 Craig Tatum, R (4, 2) OBP: 0.500, SLG: 0.750 81 Chris Kroski, L (7, 2) OBP: 0.333, SLG: 0.500	B X 1-0: 80 1B; 21 SF9; 1B			F B B B C B 4-2: G6-4-3; BB	X 0-0: G6-3			B C S S 1-3: K2-3		1 1 1	1 0 0	1 0 0	0 0 0	0 1 0	0 0 1	0 3 0
Jeff Keppinger, R (1, 10) OBP: 0.120, SLG: 0.120 26 Wilkin Castillo, S (8, PH) OBP: 0.231, SLG: 0.167 (9, 10)	B X 1-0: L6			X 0-0: G6-4-3; 1-2f	X 0-0: 30 G6-3; 1B			B C X 1-1: 50 HR; 1B		3 1	0 1	1 1	0 1	0 0	0 0	2 0
Inning Stats	R: 3 H: 3 E: 1 LOB: 1 K: 0 BB: 0 S: 16 P: 24	R: 1 H: 2 E: 0 LOB: 1 K: 0 BB: 0 S: 7 P: 13	R: 0 H: 0 E: 0 LOB: 0 K: 0 BB: 0 S: 10 P: 14	R: 0 H: 0 E: 0 LOB: 0 K: 0 BB: 1 S: 5 P: 10	R: 2 H: 1 E: 1 LOB: 3 K: 0 BB: 3 S: 8 P: 24	R: 0 H: 1 E: 0 LOB: 0 K: 0 BB: 0 S: 3 P: 3	R: 0 H: 2 E: 0 LOB: 2 K: 1 BB: 0 S: 10 P: 15	R: 2 H: 2 E: 0 LOB: 0 K: 2 BB: 0 S: 15 P: 23		1B: 7 SF: 2 2B: 3 SAC: 1 3B: 0 DP: 2 HR: 1 HBP: 0						WP: 0 PA: 39 PB: 0 SB: 5 CS: 0	

AB	32
R	8
H	11
RBI	8
BB	4
SO	3
LOB	15

PITCHER		IP	WLS	BF	H	R	ER	SO	BB	IBB	HBP	BLK	WP	HR	S	P	ERA	WHIP
73 Jeff Fulchino, R ERA: 3.52	(1, 1)	2.0	L	12	5	4	2	0	0	0	0	0	0	0	23	37	9.00	2.500
Gilbert De La Vara, L ERA: 7.94	(3, 1)	2.0		6	0	0	0	0	1	0	0	0	0	0	15	24	0.00	0.500
Fernando Nieve, R ERA: 11.57	(5, 1)	0.2		6	1	2	1	0	2	0	0	0	0	0	7	19	13.50	4.500
13 Neal Musser, L ERA:	(5, 1)	0.1		2	0	0	0	0	1	0	0	0	0	0	1	5	0.00	3.000
50 Alberto Arias, R ERA:	(6, 1)	2.0		8	3	0	0	1	0	0	0	0	0	0	13	18	0.00	1.500

PITCHER		IP	WLS	BF	H	R	ER	SO	BB	IBB	HBP	BLK	WP	HR	S	P	ERA	WHIP
69 Bud Norris, R ERA: 11.81	(8, 1)	1.0		5	2	2	2	2	0	0	0	0	0	1	15	23	18.00	2.000

Cincinnati Reds @ Minnesota Twins

Hammond Stadium, Fort Myers, FL

Fri Mar 13 2009, 7:05 PM EDT

Att. 8,076 - Partly Cloudy - 77 F

livebaseballscorecards.com

TOP

Batter	1	2	3	4	5	6	7	8	9	AB	R	H	RBI	BB	SO	LOB
21 Chris Dickerson, L (1, 8) OBP: 0.407, SLG: 0.696 80 Darnell McDonald, R (8, PH) OBP: 0.476, SLG: 0.750 (8, 8)	S S S 0-3 ① K		X 0-0 2 1B ① 1B		S S S 0-3 ③ K			X 0-0 ① ② G6-4-3 1-2f		3 1	0 0	1 0	0 0	0 0	2 0	0 1
2 Alex Gonzalez, R (1, 6) OBP: 0.250, SLG: 0.333 62 Danny Richar, L (6, 6) OBP: 0.125, SLG: 0.250	X 0-0 ② G5-3		X 0-0 1-3 1B			S S S 0-3 ① K		X 0-0 ③ G6-3		3 1	0 0	1 0	0 0	0 0	1 0	0 0
19 Joey Votto, L (1, 3) OBP: 0.529, SLG: 0.867 75 Kevin Barker, L (6, 3) OBP: 0.389, SLG: 0.625	C C C 0-3 ③ K		C C C 0-3 ③ K			B B B B 4-0 4 G5-3 BB			X 0-0 ① G6-3	2 1	0 0	0 0	0 0	1 0	2 0	2 0
4 Brandon Phillips, R (1, 4) OBP: 0.481, SLG: 0.625 69 Luis Bolivar, R (8, 4) OBP: 0.357, SLG: 0.385		X 0-0 ① L4		H 1-0 28 32 G5-3 S HBP		X 0-0 ② G5-3 1-2			C C C 0-3 ② K	2 1	0 0	0 0	0 0	0 0	0 1	1 0
32 Jay Bruce, L (1, 9) OBP: 0.296, SLG: 0.318 82 Wes Bankston, R (8, 9) OBP: 0.320, SLG: 0.150		B B B B 4-0 28 G5-4-3 BB		S S S 0-3 ① K 1-2		X 0-0 ③ G4-3			B B B B 4-0 BB	2 0	0 0	0 0	0 0	1 1	1 0	2 0
28 Edwin Encarnación, R (1, 5) OBP: 0.214, SLG: 0.417 60 Adam Rosales, R (6, 5) OBP: 0.333, SLG: 0.471		X 0-0 ② ③ G5-4-3 1-2f		X 0-0 ② G5-3 2-3			X 0-0 ① L5		X 0-0 ③ L9	2 2	0 0	0 0	0 0	0 0	0 0	2 1
9 Jacque Jones, L (1, 7) OBP: 0.192, SLG: 0.087 83 Drew Stubbs, R (8, 7) OBP: 0.308, SLG: 0.200			S S S 0-3 ① K	X 0-0 ③ G4-3			X 0-0 ② G4-3			3 0	0 0	0 0	0 0	0 0	1 0	1 0
31 Jonny Gomes, R (1, 10) OBP: 0.375, SLG: 0.864			X 0-0 HR	X 0-0 29 G4-3 1B			X 0-0 ③ F8			3	1	2	1	0	0	0
29 Ryan Hanigan, R (1, 2) OBP: 0.474, SLG: 0.737 26 Wilkin Castillo, S (8, PH) OBP: 0.286, SLG: 0.231 (8, 2)			X 0-0 ② P4	1 SAFE X 0-0 ① ② G4-3 1-2				X 0-0 80 G6-4-3 1B		2 1	0 0	0 1	0 0	0 0	0 0	1 0

	AB	29
	R	1
	H	5
	RBI	1
	BB	3
	SO	8
	LOB	11

Inning Stats	1	2	3	4	5	6	7	8	9	1B: 4	SF: 0	WP: 0	PA: 33
	R: 0 E: 0 K: 2 S: 7 H: 0 LOB: 0 BB: 0 P: 7	R: 0 E: 0 K: 0 S: 2 H: 0 LOB: 0 BB: 1 P: 6	R: 1 E: 0 K: 2 S: 10 H: 3 LOB: 2 BB: 0 P: 10	R: 0 E: 0 K: 1 S: 5 H: 0 LOB: 1 BB: 0 P: 6	R: 0 E: 0 K: 1 S: 5 H: 1 LOB: 0 BB: 0 P: 5	R: 0 E: 0 K: 1 S: 5 H: 0 LOB: 1 BB: 1 P: 9	R: 0 E: 0 K: 0 S: 3 H: 0 LOB: 0 BB: 0 P: 3	R: 0 E: 0 K: 0 S: 3 H: 1 LOB: 0 BB: 0 P: 3	R: 0 E: 0 K: 1 S: 5 H: 0 LOB: 1 BB: 1 P: 9	2B: 0 3B: 0 HR: 1	SAC: 0 DP: 2 HBP: 1	PB: 0 SB: 1 CS: 0	

PITCHER		IP	WLS	BF	H	R	ER	SO	BB	IBB	HBP	BLK	WP	HR	S	P	ERA	WHIP
47 Francisco Liriano, L ERA: 2.19	(1, 1)	3.1	L	14	3	1	1	5	1	0	1	0	0	1	22	27	2.70	1.200
28 Jesse Crain, R ERA:	(4, 1)	1.2		5	1	0	0	1	0	0	0	0	0	0	7	7	0.00	0.600
49 Craig Breslow, L ERA: 1.5	(6, 1)	1.0		4	0	0	0	1	1	0	0	0	0	0	5	9	0.00	1.000
37 Jason Jones, R ERA: 1.29	(7, 1)	1.0		3	0	0	0	0	0	0	0	0	0	0	3	3	0.00	0.000
38 Philip Humber, R ERA: 9.0	(8, 1)	1.0		3	1	0	0	0	0	0	0	0	0	0	3	3	0.00	1.000

PITCHER		IP	WLS	BF	H	R	ER	SO	BB	IBB	HBP	BLK	WP	HR	S	P	ERA	WHIP
60 Sean Henn, L ERA:	(9, 1)	1.0		4	0	0	0	1	1	0	0	0	0	0	5	9	0.00	1.000

Cincinnati Reds @ Minnesota Twins

Hammond Stadium, Fort Myers, FL

Fri Mar 13 2009, 7:05 PM EDT

Att. 8,076 - Partly Cloudy - 77 F

BOTTOM

livebaseballscorecards.com

Batter	1	2	3	4	5	6	7	8	9	AB	R	H	RBI	BB	SO	LOB
2 Denard Span, L (1, 8)	K		K			F7			K	3	0	0	0	0	2	1
11 Jason Pridie, L (7, 8) OBP: 0.219, SLG: 0.107										1	0	0	0	0	1	0
25 Alexi Casilla, S (1, 4)	P6			F9		F8			G6-3	3	0	0	0	0	0	1
77 Steve Tolleson, R (7, 4) OBP: 0.444, SLG: 0.480										1	0	0	0	0	0	0
16 Jason Kubel, L (1, 10)	K			F7		P6			L6	3	0	0	0	0	1	1
73 David Winfree, R (9, PH) OBP: 0.476, SLG: 0.611				1B						1	0	0	0	0	0	0
33 Justin Morneau, L (1, 3)		L8		G6-3			G6-3			2	0	1	0	0	0	0
72 Brock Peterson, R (6, 3) OBP: 0.500, SLG: 0.667										1	0	0	0	0	0	0
24 Joe Crede, R (1, 5)		K		G6-3			G6-3			2	0	0	0	0	1	1
27 Matt Macri, R (7, 5) OBP: 0.313, SLG: 0.500										1	0	0	0	0	0	0
5 Michael Cuddyer, R (1, 9)	E5 21 FC6				K		K			2	0	0	0	0	1	0
31 Luis Matos, R (6, 9) OBP: 0.222, SLG: 0.235										1	0	0	0	0	1	0
21 Delmon Young, R (1, 7)	FC6 1-2f				F9			G4-3		2	0	0	0	0	0	1
82 Dustin Martin, L (6, 7) OBP: 0.480, SLG: 0.652										1	0	0	0	0	0	0
55 Mike Redmond, R (1, 2)					G6-3			G1-3		2	0	1	0	0	0	0
58 Jose Morales, S (7, 2) OBP: 0.222, SLG: 0.250			20 G1-6-3 1B							1	0	0	0	0	0	0
20 Matt Tolbert, S (1, 6)			G1-6-3 1-2f			1B		G4-3		2	0	1	0	0	0	1
78 Alejandro Machado, S (7, 6) OBP: 0.200, SLG: 0.111										1	0	0	0	0	0	0
Inning Stats	R: 0 E: 0 K: 2 S: 7 H: 0 LOB: 0 BB: 0 P: 7	R: 0 E: 1 K: 1 S: 6 H: 0 LOB: 1 BB: 0 P: 6	R: 0 E: 0 K: 1 S: 5 H: 1 LOB: 0 BB: 0 P: 5	R: 0 E: 0 K: 0 S: 4 H: 1 LOB: 1 BB: 0 P: 4	R: 0 E: 0 K: 1 S: 5 H: 0 LOB: 0 BB: 0 P: 5	R: 0 E: 0 K: 0 S: 4 H: 1 LOB: 1 BB: 0 P: 4	R: 0 E: 0 K: 1 S: 5 H: 0 LOB: 0 BB: 0 P: 5	R: 0 E: 0 K: 0 S: 3 H: 0 LOB: 0 BB: 0 P: 3	R: 0 E: 0 K: 1 S: 5 H: 0 LOB: 0 BB: 0 P: 5	1B: 3 2B: 0 3B: 0 HR: 0	SF: 0 SAC: 0 DP: 1 HBP: 0						

	AB	30
	R	0
	H	3
	RBI	0
	BB	0
	SO	7
	LOB	6

	WP: 0	PA: 30
	PB: 0	
	SB: 0	
	CS: 0	

PITCHER	IP	WLS	BF	H	R	ER	SO	BB	IBB	HBP	BLK	WP	HR	S	P	ERA	WHIP
33 Micah Owings, R (1, 1) ERA: 1.23	4.0	W	14	2	0	0	4	0	0	0	0	0	0	22	22	0.00	0.500
36 Edinson Volquez, R (5, 1) ERA:	3.0	H	10	1	0	0	2	0	0	0	0	0	0	14	14	0.00	0.333
57 Mike Lincoln, R (8, 1) ERA: 3.18	1.0	H	3	0	0	0	0	0	0	0	0	0	0	3	3	0.00	0.000
87 Pedro Viola, L (9, 1) ERA:	1.0	S	3	0	0	0	1	0	0	0	0	0	0	5	5	0.00	0.000

PITCHER	IP	WLS	BF	H	R	ER	SO	BB	IBB	HBP	BLK	WP	HR	S	P	ERA	WHIP

Tampa Bay Rays @ Cincinnati Reds

Ed Smith Stadium, Sarasota, FL

Sat Mar 14 2009, 1:05 PM EDT

Att. 6,949 - Sunny - 79 F

TOP

livebaseballscorecards.com

Batter	1	2	3	4	5	6	7	8	9	AB	R	H	RBI	BB	SO	LOB
8 Jason Bartlett, R (1, 6) OBP: 0.458, SLG: 0.524	H 1-0 3 L6-4 13 1B HBP		S S S 0-3 ① K		B B B 4-0 13 WP BB			X 0-0 37 G4-6-3 1B		1	0	0	0	1	1	0
15 Reid Brignac, L (6, 6) OBP: 0.281, SLG: 0.345 (8, 4)										1	0	1	0	0	0	0
13 Carl Crawford, L (1, 7) OBP: 0.318, SLG: 0.524	X 0-0 23 S 23 2B 1-2 1B		S S S 0-3 ② K		B X 1-0 ③ F9 1-2			X 0-0 ① ② G4-6-3 1-2f		3	1	1	0	0	1	1
31 Lance Cormier, R (5, 1)										0	0	0	0	0	0	0
37 Ray Olmedo, S (6, 4) OBP: 0.333, SLG: 0.360 (8, 5)										1	0	0	0	0	0	1
3 Evan Longoria, R (1, 5) OBP: 0.462, SLG: 0.667	X 0-0 ① ② L6-4 2-2		X 0-0 ③ F9			X 0-0 ① P4		X 0-0 ③ F8		3	0	0	0	0	0	2
29 Elliot Johnson, S (6, 5) OBP: 0.310, SLG: 0.667										1	0	0	0	0	0	0
58 Wade Davis, R (8, 1)										0	0	0	0	0	0	0
23 Carlos Pena, L (1, 3) OBP: 0.385, SLG: 0.545	S X 0-1 5 2B 1-H 2B			X 0-0 ① G3-1		B B B 4-0 BB			X 0-0 ① G6-3	2	1	1	1	1	0	0
41 Michel Hernandez, R (6, 2) OBP: 0.364, SLG: 0.400										1	0	0	0	0	0	0
5 Pat Burrell, R (1, 9) OBP: 0.480, SLG: 0.611	X 0-0 2-H 2B			X 0-0 ② F7		X 0-0 ② P3			X 0-0 ② G3	3	0	1	1	0	0	1
(5, 7)																
32 Chris Richard, L (6, 3) OBP: 0.393, SLG: 0.478										1	0	0	0	0	0	0
16 Willy Aybar, S (1, 4) OBP: 0.385, SLG: 0.667	S S S 0-3 ③ K			B B B S S X 3-2 HR		X 0-0 ③ F8			S S S 0-3 ③ K	3	1	1	1	0	1	2
34 Jeff Niemann, R (6, 1)										0	0	0	0	0	0	0
64 Tim Beckham, R (8, 6) OBP: 0.200, SLG: 0.111										1	0	0	0	0	1	0
30 Dioner Navarro, S (1, 2) OBP: 0.348, SLG: 0.455		X 0-0 ① G4-3		X 0-0 ③ F7			S S S 0-3 ① K			2	0	0	0	0	0	0
10 Justin Ruggiano, R (6, 7) OBP: 0.364, SLG: 0.433										1	0	0	0	0	1	0
18 Ben Zobrist, S (1, 8) OBP: 0.286, SLG: 0.276		X 0-0 ② F9			X 0-0 ① G4-3		X 0-0 ② F8			3	0	0	0	0	0	0
62 Ray Sadler, R (7, 8) OBP: 0.364, SLG: 0.857										0	0	0	0	0	0	0
19 Scott Kazmir, L (1, 1)		S S S 0-3 ③ K			X 0-0 ② G3-1		S S S 0-3 ③ K			1	0	0	0	0	1	0
26 Gabe Gross, L (5, PH) OBP: 0.458, SLG: 0.389 (5, 9)										2	0	0	0	0	1	0
Inning Stats	R: 2 E: 0 K: 1 S: 8 H: 3 LOB: 1 BB: 0 P: 9	R: 0 E: 0 K: 1 S: 5 H: 0 LOB: 0 BB: 0 P: 5	R: 0 E: 0 K: 2 S: 7 H: 0 LOB: 0 BB: 0 P: 7	R: 1 E: 0 K: 0 S: 6 H: 1 LOB: 0 BB: 0 P: 9	R: 0 E: 0 K: 0 S: 3 H: 0 LOB: 1 BB: 1 P: 8	R: 0 E: 0 K: 0 S: 3 H: 0 LOB: 1 BB: 1 P: 7	R: 0 E: 0 K: 2 S: 7 H: 0 LOB: 0 BB: 0 P: 7	R: 0 E: 0 K: 0 S: 3 H: 1 LOB: 0 BB: 0 P: 3	R: 0 E: 0 K: 1 S: 5 H: 0 LOB: 0 BB: 0 P: 5	1B: 2 2B: 3 3B: 0 HR: 1 SF: 0 SAC: 0 DP: 2 HBP: 1							

	AB	30
	R	3
	H	5
	RBI	3
	BB	2
	SO	7
	LOB	7

WP: 1 PB: 0 SB: 1 CS: 0 PA: 33

PITCHER		IP	WLS	BF	H	R	ER	SO	BB	IBB	HBP	BLK	WP	HR	S	P	ERA	WHIP
61 Bronson Arroyo, R ERA: 5.4	(1, 1)	4.2	L	19	4	3	3	4	1	0	1	0	0	1	28	36	5.79	1.071
52 Daniel Herrera, L ERA:	(5, 1)	0.1		1	0	0	0	0	0	0	0	0	1	0	1	2	0.00	0.000
53 Arthur Rhodes, L ERA: 9.0	(6, 1)	1.0		4	0	0	0	0	1	0	0	0	0	0	3	7	0.00	1.000
25 David Weathers, R ERA: 3.0	(7, 1)	1.0		3	0	0	0	2	0	0	0	0	0	0	7	7	0.00	0.000
48 Francisco Cordero, R ERA: 18.0	(8, 1)	1.0		3	1	0	0	0	0	0	0	0	0	0	3	3	0.00	1.000

PITCHER		IP	WLS	BF	H	R	ER	SO	BB	IBB	HBP	BLK	WP	HR	S	P	ERA	WHIP
51 Jared Burton, R ERA: 7.11	(9, 1)	1.0		3	0	0	0	1	0	0	0	0	0	0	5	5	0.00	0.000

BOTTOM

Tampa Bay Rays @ Cincinnati Reds

Ed Smith Stadium, Sarasota, FL

Sat Mar 14 2009, 1:05 PM EDT

Att. 6,949 - Sunny - 79 F

livebaseballscorecards.com

Batter	1	2	3	4	5	6	7	8	9	AB	R	H	RBI	BB	SO	LOB
3 Willy Taveras, R (1, 8) OBP: 0.214, SLG: 0.154	S S C 0-3 ① K		x 0-0 ① G4-3		x 0-0 G1-3 S 1B	x 0-0 ③ G5-3				3	0	1	0	0	1	0
80 Darnell McDonald, R (7, 8) OBP: 0.455, SLG: 0.714										1	0	0	0	0	0	0
Jeff Keppinger, R (1, 6) OBP: 0.179, SLG: 0.179	x 0-0 50 G4-3 1B		x 0-0 50 FC3-6 1B		S x 0-1 ② G1-3 1-3			x 0-0 ① L3		3	0	2	0	0	0	1
69 Luis Bolivar, R (8, 6) OBP: 0.333, SLG: 0.357										1	0	0	0	0	0	0
50 Laynce Nix, L (1, 9) OBP: 0.280, SLG: 0.565	x 0-0 ② G4-3 1-2		x 0-0 ② FC3-6 23 1B 1-2f		S S C 0-3 ③ K			B B B 4-0 BB		3	0	0	0	0	1	3
31 Jonny Gomes, R (8, 9) OBP: 0.400, SLG: 0.864										0	0	0	0	1	0	0
23 Daryle Ward, L (1, 3) OBP: 0.286, SLG: 0.368	S C 0-3 ③ K		x 0-0 1-2 1B			x 0-0 ① G5-3		x 0-0 ② F8		3	0	1	0	0	1	1
82 Wes Bankston, R (7, 3) OBP: 0.308, SLG: 0.143										1	0	0	0	0	0	1
68 Juan Francisco, L (1, 5) OBP: 0.250, SLG: 0.400		x 0-0 ① G4-3	S S S 0-3 ③ K			x 0-0 ② G3		x 0-0 ③ F8		3	0	0	0	0	1	2
60 Adam Rosales, R (7, 5) OBP: 0.318, SLG: 0.444										1	0	0	0	0	0	1
71 Craig Tatum, R (1, 2) OBP: 0.500, SLG: 0.700		x 0-0 7 3B 1B		x 0-0 ① F8		B B B B 4-0 BB			x 0-0 ① F9	2	1	1	0	0	0	0
81 Chris Kroski, L (6, 2) OBP: 0.375, SLG: 0.429										1	0	0	0	1	0	0
30 Norris Hopper, R (1, 7) OBP: 0.231, SLG: 0.167		x 0-0 ② F9		x 0-0 ② F8		x 0-0 L6			x 0-0 ② P4	3	0	0	0	0	0	2
9 Jacque Jones, L (7, 7) OBP: 0.185, SLG: 0.083										1	0	0	0	0	0	0
7 Paul Janish, R (1, 4) OBP: 0.364, SLG: 0.500		x 0-0 1-H 3B		x 0-0 ③ G5-3			x 0-0 ① G3		x 0-0 ③ P6	2	0	1	1	0	0	0
62 Danny Richar, L (7, 4) OBP: 0.111, SLG: 0.222										2	0	0	0	0	0	0
61 Bronson Arroyo, R (1, 1)		x 0-0 ③ F8			x 0-0 ① G5-3		x 0-0 ② G4-3			1	0	0	0	0	0	1
52 Daniel Herrera, L (5, 1)										0	0	0	0	0	0	0
75 Kevin Barker, L (5, PH) OBP: 0.368, SLG: 0.588										1	0	0	0	0	0	0
53 Arthur Rhodes, L (6, 1)										0	0	0	0	0	0	0
25 David Weathers, R (7, 1)										0	0	0	0	0	0	0
19 Joey Votto, L (7, PH) OBP: 0.500, SLG: 0.813										1	0	0	0	0	0	0
48 Francisco Cordero, R (8, 1)										0	0	0	0	0	0	0
51 Jared Burton, R (9, 1)										0	0	0	0	0	0	0
Inning Stats	R: 0 H: 1 E: 0 LOB: 1 K: 2 BB: 0 S: 8 P: 8	R: 1 H: 2 E: 0 LOB: 1 K: 0 BB: 0 S: 5 P: 5	R: 0 H: 2 E: 0 LOB: 2 K: 1 BB: 0 S: 7 P: 7	R: 0 H: 0 E: 0 LOB: 0 K: 0 BB: 0 S: 3 P: 3	R: 0 H: 1 E: 0 LOB: 1 K: 1 BB: 0 S: 7 P: 7	R: 0 H: 0 E: 0 LOB: 1 K: 0 BB: 1 S: 3 P: 7	R: 0 H: 0 E: 0 LOB: 0 K: 0 BB: 0 S: 3 P: 3	R: 0 H: 0 E: 0 LOB: 1 K: 0 BB: 1 S: 3 P: 7	R: 0 H: 0 E: 0 LOB: 0 K: 0 BB: 0 S: 3 P: 3	1B: 5 2B: 0 3B: 1 HR: 0	SF: 0 SAC: 0 DP: 0 HBP: 0						

AB	33
R	1
H	6
RBI	1
BB	2
SO	4
LOB	12

WP: 0 PA: 35
PB: 0
SB: 1
CS: 0

PITCHER		IP	WLS	BF	H	R	ER	SO	BB	IBB	HBP	BLK	WP	HR	S	P	ERA	WHIP
19 Scott Kazmir, L ERA: 3.0	(1, 1)	4.0	W	17	5	1	1	3	0	0	0	0	0	0	23	23	2.25	1.250
31 Lance Cormier, R ERA: 2.57	(5, 1)	1.1	H	5	1	0	0	1	0	0	0	0	0	0	8	8	0.00	0.750
34 Jeff Niemann, R ERA: 0.82	(6, 1)	2.0	H	7	0	0	0	0	1	0	0	0	0	0	6	10	0.00	0.500
58 Wade Davis, R ERA: 5.4	(8, 1)	1.2	S	6	0	0	0	0	1	0	0	0	0	0	5	9	0.00	0.600

PITCHER	IP	WLS	BF	H	R	ER	SO	BB	IBB	HBP	BLK	WP	HR	S	P	ERA	WHIP

Cincinnati Reds @ Toronto Blue Jays

Dunedin Stadium, Dunedin, FL

Sun Mar 15 2009, 1:05 PM EDT

Att. 4,225 - Partly Cloudy - 81 F

TOP

livebaseballscorecards.com

Batter	1	2	3	4	5	6	7	8	9	10	AB	R	H	RBI	BB	SO	LOB
30 Norris Hopper, R (1, 8) OBP: 0.241, SLG: 0.154	G6-3		21 G4-6-3 BB	G4-3		SF7 1-2 3-H		K		F8	2	0	0	0	1	0	3
80 Darnell McDonald, R (6, PH) OBP: 0.400, SLG: 0.652 (6, 8)											2	0	0	1	0	1	4
21 Chris Dickerson, L (1, 7) OBP: 0.400, SLG: 0.654	19 CS 1B		G4-6-3 1-2f		K	P3		K			3	0	1	0	0	1	1
31 Jonny Gomes, R (6, PH) OBP: 0.370, SLG: 0.792 (6, 7)											2	0	0	0	0	1	3
19 Joey Votto, L (1, 3) OBP: 0.571, SLG: 0.882	1-2 BB			32 1B 4 1B 28 G6-3 BB	4 S 2B	G4-3			K		1	1	1	0	2	0	0
23 Daryle Ward, L (6, 3) OBP: 0.261, SLG: 0.333											2	0	0	0	0	1	0
4 Brandon Phillips, R (1, 4) OBP: 0.467, SLG: 0.593	F8			28 G6-3 32 1B 1-2 29 BB 1B	K 2-3	E6 9 G4-3			F8		3	1	1	0	0	1	2
7 Paul Janish, R (6, 4) OBP: 0.333, SLG: 0.455											2	0	0	0	0	0	0
32 Jay Bruce, L (1, 9) OBP: 0.300, SLG: 0.320		G5-3		29 BB 28 G6-3 1-2 2-3 1B	K	G4-3 2-3			K		3	0	1	0	0	1	1
9 Jacque Jones, L (6, 9) OBP: 0.172, SLG: 0.077											2	0	0	0	0	1	1
28 Edwin Encarnación, R (1, 5) OBP: 0.235, SLG: 0.400		K		G6-3 1-2 2-3 3-H		75 BB 2 2B 1B	K			G4-3	3	1	1	1	0	1	2
68 Juan Francisco, L (6, 5) OBP: 0.227, SLG: 0.364											2	0	0	0	0	1	1
50 Laynce Nix, L (1, 10) OBP: 0.333, SLG: 0.625						2 2B 26 FC1-2-5-1 1-2 BB		K		K	1	0	1	0	1	0	0
75 Kevin Barker, L (6, PH) OBP: 0.364, SLG: 0.526 (6, 10)		2B		29 BB BB							2	0	0	0	1	2	0
2 Alex Gonzalez, R (1, 6) OBP: 0.267, SLG: 0.400		G1-3		K		26 FC1-2-5-1 80 SF7 1-3 2-H 2B		26 E BB		26 E 1B	3	1	1	1	0	1	4
Jeff Keppinger, R (6, 6) OBP: 0.233, SLG: 0.207											1	0	1	0	1	0	0
29 Ryan Hanigan, R (1, 2) OBP: 0.476, SLG: 0.700			F8	1-2 2-3 3-H BB		FC1-2-5-1 80 SF7 2-3 3-H		E6 1-2		E6 1-2	1	0	0	1	1	0	0
26 Wilkin Castillo, S (6, PH) OBP: 0.235, SLG: 0.188 (6, 2)											3	0	0	0	0	0	4

	AB	38
	R	4
	H	8
	RBI	4
	BB	7
	SO	12
	LOB	26

Inning Stats	1	2	3	4	5	6	7	8	9	10
	R: 0 H: 1 E: 0 LOB: 1 K: 0 BB: 1 S: 3 P: 7	R: 0 H: 1 E: 0 LOB: 1 K: 1 BB: 0 S: 6 P: 6	R: 0 H: 0 E: 0 LOB: 0 K: 0 BB: 1 S: 2 P: 6	R: 2 H: 2 E: 0 LOB: 3 K: 1 BB: 3 S: 7 P: 19	R: 0 H: 1 E: 0 LOB: 1 K: 3 BB: 0 S: 10 P: 10	R: 2 H: 2 E: 0 LOB: 1 K: 0 BB: 1 S: 5 P: 9	R: 0 H: 0 E: 1 LOB: 1 K: 1 BB: 0 S: 6 P: 6	R: 0 H: 0 E: 1 LOB: 2 K: 3 BB: 1 S: 10 P: 14	R: 0 H: 0 E: 0 LOB: 0 K: 2 BB: 0 S: 7 P: 7	R: 0 H: 1 E: 1 LOB: 2 K: 1 BB: 0 S: 7 P: 7

	1B: 5	SF: 1
	2B: 3	SAC: 0
	3B: 0	DP: 1
	HR: 0	HBP: 0

	WP: 0	PA: 46
	PB: 0	
	SB: 1	
	CS: 1	

PITCHER		IP	WLS	BF	H	R	ER	SO	BB	IBB	HBP	BLK	WP	HR	S	P	ERA	WHIP
66 Brad Mills, L	(1, 1)	4.0		19	4	2	2	2	5	0	0	0	0	0	18	38	4.50	2.250
ERA: 3.72																		
58 Dirk Hayhurst, R	(5, 1)	1.0		4	1	0	0	3	0	0	0	0	0	0	10	10	0.00	1.000
ERA:																		
54 Jason Frasor, R	(6, 1)	1.0		6	2	2	2	0	1	0	0	0	0	0	5	9	18.00	3.000
ERA: 9.0																		
57 Shawn Camp, R	(7, 1)	1.0		4	0	0	0	1	0	0	0	0	0	0	6	6	0.00	0.000
ERA:																		
22 Brandon League, R	(8, 1)	1.0		5	0	0	0	3	1	0	0	0	0	0	10	14	0.00	1.000
ERA: 4.5																		

PITCHER		IP	WLS	BF	H	R	ER	SO	BB	IBB	HBP	BLK	WP	HR	S	P	ERA	WHIP
39 Jesse Carlson, L	(9, 1)	1.0		3	0	0	0	2	0	0	0	0	0	0	7	7	0.00	0.000
ERA:																		
59 Adrian Martin, R	(10, 1)	1.0	W	5	1	0	0	1	0	0	0	0	0	0	7	7	0.00	1.000
ERA:																		

Cincinnati Reds @ Toronto Blue Jays

Dunedin Stadium, Dunedin, FL

Sun Mar 15 2009, 1:05 PM EDT
Att. 4,225 - Partly Cloudy - 81 F

livebaseballscorecards.com

Batter	1	2	3	4	5	6	7	8	9	10	AB	R	H	RBI	BB	SO	LOB
1 Joe Inglett, L (1, 6) OBP: 0.310, SLG: 0.200	F8		L9		2 CS 1B	K		G5-3			3	0	1	0	0	0	1
4 Angel Sanchez, R (6, 6) OBP: 0.389, SLG: 0.214											2	0	0	0	0	1	2
2 Aaron Hill, R (1, 4) OBP: 0.429, SLG: 0.542	G5-3		FC5-4 19 1B 1-2f		19 1B 1-2 BB		F8	BB			2	0	0	0	1	0	1
69 Brad Emaus, R (5, PR) OBP: 0.379, SLG: 0.560 (6, 4)											1	0	0	0	1	0	0
19 José Bautista, R (1, 8) OBP: 0.667, SLG: 0.750	2B		1-2 1B		1-2 1B		3 1B 64 1B BB	F7			3	0	3	0	0	0	0
78 Sean Shoffit, L (5, PR) OBP: 0.250, SLG: 0.182 (6, 8)											1	1	0	0	1	0	2
30 Kevin Millar, R (1, 3) OBP: 0.417, SLG: 0.667	BB		P3		F7		12 WP 64 1B 1-2 1B		64 1B 12 G4-6-3 1B		2	0	0	0	1	0	4
3 Randy Ruiz, R (6, 3) OBP: 0.400, SLG: 0.429											2	1	2	0	0	0	0
33 Scott Rolen, R (1, 5) OBP: 0.467, SLG: 0.750	K			11 WP 45 2B HBP	K		12 WP 1-2 2-H 1B		12 G4-6-3 1-3 1B		2	1	0	0	0	2	4
64 Scott Campbell, L (6, 5) OBP: 0.393, SLG: 0.520											2	0	2	1	0	0	0
11 Jason Lane, R (1, 10) OBP: 0.333, SLG: 0.706		F8		P6 1-2		HR	1-2 2-3		G4-6-3 1-2f 3-H		3	1	1	1	0	0	1
12 Brian Jeroloman, L (7, PH) OBP: 0.167, SLG: 0.091 (8, 10)											2	0	0	0	0	1	3
45 Travis Snider, L (1, 9) OBP: 0.394, SLG: 0.656		K		2-H 2B	G4-3		K		G4-3		3	0	1	1	0	1	0
34 Moisés Sierra, R (7, 9)											2	0	0	0	0	1	2
5 Michael Barrett, R (1, 2) OBP: 0.167, SLG: 0.063		G6-3		P2	K			90 FC4-6 1B		1-2 HR	3	0	0	0	0	1	1
7 Curtis Thigpen, R (7, 2) OBP: 0.222, SLG: 0.556											2	1	2	1	0	0	0
8 Russ Adams, L (1, 7) OBP: 0.480, SLG: 0.789			2 FC5-4 1B	P5	BB			FC4-6 1-2f			2	0	1	0	1	0	1
90 Nick Gorneault, R (6, PR) (7, 7)											1	0	0	0	0	0	1
Inning Stats	R: 0 E: 0 K: 1 S: 6 / H: 1 LOB: 2 BB: 1 P: 10	R: 0 E: 0 K: 1 S: 5 / H: 0 LOB: 0 BB: 0 P: 5	R: 0 E: 0 K: 0 S: 5 / H: 2 LOB: 2 BB: 0 P: 5	R: 1 E: 0 K: 0 S: 4 / H: 1 LOB: 1 BB: 0 P: 6	R: 0 E: 0 K: 1 S: 6 / H: 2 LOB: 2 BB: 1 P: 10	R: 1 E: 0 K: 2 S: 8 / H: 1 LOB: 1 BB: 1 P: 12	R: 1 E: 0 K: 2 S: 9 / H: 2 LOB: 2 BB: 1 P: 14	R: 0 E: 1 K: 0 S: 4 / H: 1 LOB: 2 BB: 1 P: 8	R: 1 E: 0 K: 0 S: 4 / H: 2 LOB: 0 BB: 0 P: 4	R: 1 E: 0 K: 0 S: 3 / H: 1 LOB: 0 BB: 0 P: 4	1B: 9 2B: 2 3B: 0 HR: 2	SF: 0 SAC: 0 DP: 1 HBP: 1						

AB	38
R	5
H	13
RBI	4
BB	5
SO	7
LOB	23

WP: 2 PB: 0 SB: 0 CS: 1 PA: 44

PITCHER		IP	WLS	BF	H	R	ER	SO	BB	IBB	HBP	BLK	WP	HR	S	P	ERA	WHIP
47 Johnny Cueto, R ERA: 1.29	(1, 1)	4.0		18	4	1	1	2	1	0	1	0	1	0	20	26	2.25	1.250
45 Bill Bray, L ERA:	(5, 1)	1.0	H	5	2	0	0	1	1	0	0	0	0	0	6	10	0.00	3.000
40 Nick Masset, R ERA: 6.75	(6, 1)	2.2	H	15	4	2	2	4	3	0	0	0	1	1	20	33	6.75	2.625
88 Ben Jukich, L ERA: 6.23	(8, 1)	0.1	H	1	0	0	0	0	0	0	0	0	0	0	1	1	0.00	0.000
70 Jeff Kennard, R ERA: 10.8	(9, 1)	1.0	B	4	2	1	1	0	0	0	0	0	0	0	4	4	9.00	2.000

PITCHER		IP	WLS	BF	H	R	ER	SO	BB	IBB	HBP	BLK	WP	HR	S	P	ERA	WHIP
76 Carlos Fisher, R ERA: 1.93	(10, 1)	0.0	L	1	1	1	1	0	0	0	0	0	0	1	3	4	∞	∞

Cincinnati Reds @ Philadelphia Phillies

Bright House Networks Field, Clearwater, FL

Tue Mar 17 2009, 1:05 PM EDT

Att. 9,202 - Overcast - 76 F

TOP

livebaseballscorecards.com

Batter	1	2	3	4	5	6	7	8	9	AB	R	H	RBI	BB	SO	LOB
3 Willy Taveras, R (1, 8) OBP: 0.235, SLG: 0.250 50 Laynce Nix, L (7, 8) OBP: 0.321, SLG: 0.600	C C C 0-3 ① K		S S S 0-3 ② K			X 0-0 19 G4-3 2B		X 0-0 ① G4-3		3 0 1 0 0 2 1 1 0 0 0 0 0 0						
21 Chris Dickerson, L (1, 7) OBP: 0.394, SLG: 0.621 26 Wilkin Castillo, S (7, 7) OBP: 0.278, SLG: 0.235	X 0-0 19 S 1B		S S S 0-3 ③ K			C C C 0-3 ① K		X 0-0 31 S 1B		3 0 1 0 0 2 2 1 0 1 0 0 0 0						
19 Joey Votto, L (1, 3) OBP: 0.500, SLG: 0.750 31 Jonny Gomes, R (7, 3) OBP: 0.357, SLG: 0.760	S S S 0-3 ② K 1-2			X 0-0 ① G6-3		X 0-0 ② G4-3 2-3		S S S 0-3 ② K 1-2		3 0 0 0 0 1 2 1 0 0 0 0 1 1						
4 Brandon Phillips, R (1, 4) OBP: 0.455, SLG: 0.552 62 Danny Richar, L (7, 4) OBP: 0.105, SLG: 0.211	X 0-0 ③ F8			X 0-0 ② G6-3		B B B 4-0 BB		X 0-0 ③ G3		2 0 0 0 1 0 1 1 0 0 0 0 0 1						
32 Jay Bruce, L (1, 9) OBP: 0.303, SLG: 0.357 25 David Weathers, R (7, 1) 48 Francisco Cordero, R (8, 1) 7 Paul Janish, R (9, PH) OBP: 0.360, SLG: 0.455		X 0-0 ① F9		X 0-0 2B		C C C 0-3 ③ K			B B B B 4-0 60 1B BB	3 0 1 0 0 1 2 0 0 0 0 0 0 0 0 0 0 0 0 0 0 0 0 0 0 1 0 0						
28 Edwin Encarnación, R (1, 5) OBP: 0.211, SLG: 0.353 60 Adam Rosales, R (7, PH) OBP: 0.333, SLG: 0.450 (7, 5)		X 0-0 ② P6		X 0-0 ③ G5-3			X 0-0 ① F7		X 0-0 ① 71 2B DI 1-3 1B	2 0 0 0 0 0 1 2 1 1 0 0 0 0						
2 Alex Gonzalez, R (1, 6) OBP: 0.235, SLG: 0.353 Jeff Keppinger, R (7, PH) OBP: 0.219, SLG: 0.194 (7, 6)	C C C 0-3 ③ K				X 0-0 ① F7		X 0-0 ② G6-3		S X 0-1 ② G6-3 1-2	2 0 0 0 0 1 0 2 0 0 0 0 0 1						
29 Ryan Hanigan, R (1, 2) OBP: 0.478, SLG: 0.682 71 Craig Tatum, R (6, 2) OBP: 0.563, SLG: 0.818			X 0-0 1B		X 0-0 ② F8		B B B B 4-0 BB		X 0-0 2-H 2B	2 0 1 0 0 0 0 1 0 1 1 1 0 0						
Aaron Harang, R (1, 1) 56 Aaron Fultz, L (4, 1) 80 Darnell McDonald, R (5, PH) OBP: 0.385, SLG: 0.625 65 Josh Roenicke, R (5, 1) 57 Mike Lincoln, R (6, 1) 30 Norris Hopper, R (7, PH) OBP: 0.226, SLG: 0.143 (7, 9)			X 0-0 ① B2		S S S 0-3 ③ K		X 0-0 ③ F9		X 0-0 ③ G4-3	1 0 0 0 0 0 1 0 0 0 0 0 0 0 1 0 0 0 0 1 0 0 0 0 0 0 0 0 0 0 0 0 0 0 0 2 0 0 0 0 0 2						
Inning Stats	R: 0 H: 1 E: 0 LOB: 1 K: 2 BB: 0 S: 8 P: 8	R: 0 H: 0 E: 0 LOB: 0 K: 1 BB: 0 S: 5 P: 5	R: 0 H: 1 E: 0 LOB: 1 K: 2 BB: 0 S: 8 P: 8	R: 0 H: 1 E: 0 LOB: 1 K: 0 BB: 0 S: 4 P: 4	R: 0 H: 0 E: 0 LOB: 0 K: 1 BB: 0 S: 5 P: 5	R: 0 H: 1 E: 0 LOB: 2 K: 2 BB: 1 S: 8 P: 12	R: 0 H: 0 E: 0 LOB: 1 K: 0 BB: 1 S: 3 P: 7	R: 0 H: 1 E: 0 LOB: 1 K: 1 BB: 0 S: 6 P: 6	R: 1 H: 2 E: 0 LOB: 1 K: 0 BB: 1 S: 5 P: 9	1B: 4 SF: 0 2B: 3 SAC: 0 3B: 0 DP: 0 HR: 0 HBP: 0						

AB	33
R	1
H	7
RBI	1
BB	3
SO	9
LOB	15

WP: 0 PA: 36
PB: 0
SB: 2
CS: 0

PITCHER		IP	WLS	BF	H	R	ER	SO	BB	IBB	HBP	BLK	WP	HR	S	P	ERA	WHIP
39 Brett Myers, R ERA: 2.08	(1, 1)	5.2	W	21	4	0	0	7	0	0	0	0	0	0	35	35	0.00	0.706
58 Dave Borkowski, R ERA:	(6, 1)	0.1		2	0	0	0	1	1	0	0	0	0	0	3	7	0.00	3.000
37 Chad Durbin, R ERA:	(7, 1)	1.0		4	0	0	0	0	1	0	0	0	0	0	3	7	0.00	1.000
55 Clay Condrey, R ERA:	(8, 1)	1.0		4	1	0	0	1	0	0	0	0	0	0	6	6	0.00	1.000
54 Brad Lidge, R ERA: 9.0	(9, 1)	1.0		5	2	1	1	0	1	0	0	0	0	0	5	9	9.00	3.000

PITCHER	IP	WLS	BF	H	R	ER	SO	BB	IBB	HBP	BLK	WP	HR	S	P	ERA	WHIP

Batter	1	2	3	4	5	6	7	8	9	AB	R	H	RBI	BB	SO	LOB
26 Chase Utley, L (1, 4) 34 Pablo Ozuna, R (6, 4) OBP: 0.500, SLG: 0.560	S S S 0-3 K ①	B B B B 4-0 4 2B 6 BB BB	C C C 0-3 K ③		B B B B 4-0 1-2 BB		X 0-0 75 E 75 1B 1-2 2-H 1B			2 1 0 0 2 2 0 1 0 1 1 0 0 0						
4 Eric Bruntlett, R (1, 6) OBP: 0.449, SLG: 0.368 75 Jason Donald, R (7, 6) OBP: 0.434, SLG: 0.422	X 0-0 F8 ②	X 0-0 6 BB 12 2B 1-3 3-H 2B		X 0-0 G4-3 ①	X 0-0 G4-3 ③		X 0-0 E2 1-3 2-H 1B			4 1 1 1 0 0 3 1 0 1 1 0 0 0						
29 Raul Ibanez, L (1, 7) OBP: 0.327, SLG: 0.364 19 Greg Dobbs, L (7, 7) OBP: 0.390, SLG: 0.405	X 0-0 6 1B 2B	B B B B 4-0 6 BB 12 2B BB		X 0-0 6 FC4-6 1B		X 0-0 G3-1 ①	X 0-0 G4-3 ③			3 1 2 0 1 0 0 1 0 0 0 0 0 2						
6 Ryan Howard, L (1, 3) OBP: 0.386, SLG: 0.694 9 Miguel Cairo, R (7, 3) OBP: 0.379, SLG: 0.607	X 0-0 2-3 1B	B B B B 4-0 12 2B 1-2 2-3 3-H BB		X 0-0 FC4-6 ② 1-2f		X 0-0 G4-3 ②		X 0-0 F9 ①		3 1 1 1 1 0 1 1 0 0 0 0 0 0						
12 Matt Stairs, L (1, 9) OBP: 0.375, SLG: 0.400 79 Jason Ellison, R (7, 9) OBP: 0.364, SLG: 0.400	X 0-0 F7 ③	X 0-0 7 E 1-H 2-H 3-H 2B		S S S 0-3 K ③		C C C 0-3 K ③		X 0-0 2B		4 0 1 3 0 2 3 1 0 1 0 0 0 0						
7 Pedro Feliz, R (1, 5) 22 Marcus Giles, R (7, 5) OBP: 0.250, SLG: 0.179		X 0-0 F8 ① X 0-0 E5 2-3			X 0-0 G4-3 ①		X 0-0 F8 ①	X 0-0 G6-3 ②		3 0 0 0 0 0 1 2 0 0 0 0 0 1						
40 John Mayberry Jr., R (1, 8) OBP: 0.314, SLG: 0.563		X 0-0 51 2B 2B X 0-0 F8 ③			X 0-0 F8 ②		X 0-0 28 1B 34 1B 1B	S S S 0-3 K ③		5 2 2 0 0 1 3						
51 Carlos Ruiz, R (1, 2) OBP: 0.412, SLG: 0.429 3 Lou Marson, R (7, 2) OBP: 0.182, SLG: 0.053	X 0-0 39 G3 4 2B 2-H 2B X 0-0 F8 ①				X 0-0 39 1B 1B		S S S 0-3 K ②			3 1 2 1 0 0 0 1 0 0 0 0 1 1						
39 Brett Myers, R (1, 1) OBP: 0.333, SLG: 0.333 58 Dave Borkowski, R (6, 1) 37 Chad Durbin, R (7, 1) 28 Jayson Werth, R (7, PH) OBP: 0.370, SLG: 0.667 55 Clay Condrey, R (8, 1) 54 Brad Lidge, R (9, 1)	X 0-0 G3 ② 2-3 X 0-0 G4-3 ②				X 0-0 26 BB 1-3 1B		X 0-0 34 1B 75 1B 1-2 1B			3 0 1 0 0 0 1 0 0 0 0 0 0 0 0 0 0 0 0 0 0 1 1 1 0 0 0 0 0 0 0 0 0 0 0 0 0 0 0 0 0 0						
Inning Stats	R: 0 H: 2 E: 0 LOB: 2 K: 1 BB: 0 S: 7 P: 7	R: 6 H: 4 E: 1 LOB: 2 K: 0 BB: 3 S: 8 P: 20	R: 0 H: 0 E: 0 LOB: 0 K: 1 BB: 0 S: 5 P: 5	R: 0 H: 1 E: 0 LOB: 1 K: 1 BB: 0 S: 6 P: 6	R: 0 H: 2 E: 0 LOB: 3 K: 0 BB: 1 S: 5 P: 9	R: 0 H: 0 E: 0 LOB: 0 K: 1 BB: 0 S: 5 P: 5	R: 2 H: 4 E: 1 LOB: 2 K: 1 BB: 0 S: 9 P: 9	R: 0 H: 1 E: 0 LOB: 1 K: 1 BB: 0 S: 6 P: 6		1B: 8 SF: 0 2B: 6 SAC: 0 3B: 0 DP: 0 HR: 0 HBP: 0						

BOTTOM

Cincinnati Reds @ Philadelphia Phillies

Bright House Networks Field, Clearwater, FL

Tue Mar 17 2009, 1:05 PM EDT

Att. 9,202 - Overcast - 76 F

livebaseballscorecards.com

AB	39
R	8
H	14
RBI	8
BB	4
SO	6
LOB	16

WP: 0 PA: 43
PB: 0
SB: 0
CS: 0

PITCHER		IP	WLS	BF	H	R	ER	SO	BB	IBB	HBP	BLK	WP	HR	S	P	ERA	WHIP
Aaron Harang, R ERA: 7.24	(1, 1)	3.1	L	21	7	6	6	2	3	0	0	0	0	0	22	34	16.20	3.000
56 Aaron Fultz, L ERA: 3.6	(4, 1)	0.2		2	0	0	0	1	0	0	0	0	0	0	4	4	0.00	0.000
65 Josh Roenicke, R ERA: 2.84	(5, 1)	1.0		6	2	0	0	0	1	0	0	0	0	0	5	9	0.00	3.000
57 Mike Lincoln, R ERA: 2.7	(6, 1)	1.0		3	0	0	0	1	0	0	0	0	0	0	5	5	0.00	0.000
25 David Weathers, R ERA: 5.14	(7, 1)	1.0		7	4	2	2	1	0	0	0	0	0	0	9	9	18.00	4.000

PITCHER		IP	WLS	BF	H	R	ER	SO	BB	IBB	HBP	BLK	WP	HR	S	P	ERA	WHIP
48 Francisco Cordero, R ERA: 14.4	(8, 1)	1.0		4	1	0	0	1	0	0	0	0	0	0	6	6	0.00	1.000

Cincinnati Reds @ Tampa Bay Rays

Charlotte County Stadium, Port Charlotte, FL

Wed Mar 18 2009, 1:05 PM EDT

Att. 6,021 - Partly Cloudy - 79 F

livebaseballscorecards.com

TOP

Batter	1	2	3	4	5	6	7	8	9	AB	R	H	RBI	BB	SO	LOB
3 Willy Taveras, R (1, 8) OBP: 0.300, SLG: 0.278	BBBB 4-0 21 1B 21 S 19 SF8 BB	x 0-0 21 1B 1B			x 0-0 ① F9			x 0-0 ① P5		2	1	1	0	1	0	0
80 Darnell McDonald, R (6, 8) OBP: 0.370, SLG: 0.600										1	0	0	0	0	0	0
21 Chris Dickerson, L (1, 7) OBP: 0.417, SLG: 0.625	BX 1-0 19 SF8 19 S 1-3 1B	x 0-0 1-3 1B			CCC 0-3 ② K			SSS 0-3 ② K		3	0	2	0	0	1	0
50 Laynce Nix, L (6, 7) OBP: 0.310, SLG: 0.577										1	0	0	0	0	1	0
19 Joey Votto, L (1, 3) OBP: 0.444, SLG: 0.682	BX 1-0 ① SF8 1-3 3-H	x 0-0 ③ F7			x 0-0 ③ G4-3			SSS 0-3 ③ K		2	0	0	1	0	0	2
31 Jonny Gomes, R (6, 3) OBP: 0.345, SLG: 0.731										1	0	0	0	0	1	0
4 Brandon Phillips, R (1, 4) OBP: 0.429, SLG: 0.516	CCC 0-3 ② K		x 0-0 ① G5-3			x 0-0 ① G1-3			x 0-0 ① G5-3	2	0	0	0	0	1	1
62 Danny Richar, L (6, PH) OBP: 0.095, SLG: 0.190 (6, 4)										2	0	0	0	0	0	0
32 Jay Bruce, L (1, 9) OBP: 0.286, SLG: 0.333	x 0-0 ③ G3-1		x 0-0 ② F7			x 0-0 ② L8			SSS 0-3 ② K	2	0	0	0	0	0	1
26 Wilkin Castillo, S (6, PH) OBP: 0.250, SLG: 0.211 (6, 9)										2	0	0	0	0	1	0
28 Edwin Encarnación, R (1, 5) OBP: 0.238, SLG: 0.526		x 0-0 HR	x 0-0 ③ G5-3			x 0-0 ③ P3			x 0-0 3B	2	1	1	1	0	0	0
60 Adam Rosales, R (6, PH) OBP: 0.346, SLG: 0.545 (6, 5)										2	0	1	0	0	0	0
9 Jacque Jones, L (1, 10) OBP: 0.182, SLG: 0.100		x 0-0 G4-3 29 S SF8 1B		x 0-0 ① F7			x 0-0 ① F9		x 0-0 ③ G4-3	4	1	1	0	0	0	1
Jeff Keppinger, R (1, 6) OBP: 0.205, SLG: 0.182	BX 1-0 ① G4-3 1-3			x 0-0 ② G5-3			x 0-0 ② P3			2	0	0	0	0	0	1
7 Paul Janish, R (6, 6) OBP: 0.346, SLG: 0.435										1	0	0	0	0	0	0
29 Ryan Hanigan, R (1, 2) OBP: 0.440, SLG: 0.652		x 0-0 ② SF8 3-H		x 0-0 ③ F8			x 0-0 ③ P6			1	0	0	1	0	0	0
71 Craig Tatum, R (6, 2) OBP: 0.529, SLG: 0.750										1	0	0	0	0	0	0
Inning Stats	R: 1 H: 1 E: 0 LOB: 1 K: 1 BB: 1 S: 6 P: 12	R: 2 H: 4 E: 0 LOB: 2 K: 0 BB: 0 S: 7 P: 8	R: 0 H: 0 E: 0 LOB: 0 K: 0 BB: 0 S: 3 P: 3	R: 0 H: 0 E: 0 LOB: 0 K: 0 BB: 0 S: 3 P: 3	R: 0 H: 0 E: 0 LOB: 0 K: 1 BB: 0 S: 5 P: 5	R: 0 H: 0 E: 0 LOB: 0 K: 0 BB: 0 S: 3 P: 3	R: 0 H: 0 E: 0 LOB: 0 K: 0 BB: 0 S: 3 P: 3	R: 0 H: 0 E: 0 LOB: 0 K: 2 BB: 0 S: 7 P: 7	R: 0 H: 1 E: 0 LOB: 1 K: 1 BB: 0 S: 6 P: 6	1B: 4 SF: 2 2B: 0 SAC: 0 3B: 1 DP: 0 HR: 1 HBP: 0						

	AB	31
	R	3
	H	6
	RBI	3
	BB	1
	SO	5
	LOB	6

WP: 0 PA: 34
PB: 0
SB: 3
CS: 0

PITCHER		IP	WLS	BF	H	R	ER	SO	BB	IBB	HBP	BLK	WP	HR	S	P	ERA	WHIP
Jason Hammel, R ERA: 3.94	(1, 1)	4.0		18	5	3	3	1	1	0	0	0	0	1	19	26	6.75	1.500
46 Joe Nelson, R ERA: 17.18	(5, 1)	1.0	W	3	0	0	0	1	0	0	0	0	0	0	5	5	0.00	0.000
40 Troy Percival, R ERA:	(6, 1)	1.0		3	0	0	0	0	0	0	0	0	0	0	3	3	0.00	0.000
35 Dan Wheeler, R ERA: 6.75	(7, 1)	1.0		3	0	0	0	0	0	0	0	0	0	0	3	3	0.00	0.000
50 Grant Balfour, R ERA: 2.45	(8, 1)	1.0		3	0	0	0	2	0	0	0	0	0	0	7	7	0.00	0.000

PITCHER		IP	WLS	BF	H	R	ER	SO	BB	IBB	HBP	BLK	WP	HR	S	P	ERA	WHIP
31 Lance Cormier, R ERA: 2.25	(9, 1)	1.0		4	1	0	0	1	0	0	0	0	0	0	6	6	0.00	1.000

Cincinnati Reds @ Tampa Bay Rays

Charlotte County Stadium, Port Charlotte, FL

Wed Mar 18 2009, 1:05 PM EDT
Att. 6,021 - Partly Cloudy - 79 F

BOTTOM

Batter	1	2	3	4	5	6	7	8	9	AB	R	H	RBI	BB	SO	LOB
8 Jason Bartlett, R (1, 6) OBP: 0.467, SLG: 0.500 15 Reid Brignac, L (5, PH) OBP: 0.282, SLG: 0.500 (6, 6)	BBBB 4-0 16 1B BB	X 0-0 1-2 2-3 1B		X 0-0 G5-3 ③	BCCX 1-2 1-H 3-H HR		X 0-0 F9 ② 2-3			2 0 1 0 1 0 0 2 1 1 3 0 0 2						
13 Carl Crawford, L (1, 7) OBP: 0.250, SLG: 0.407 29 Elliot Johnson, S (5, PH) OBP: 0.333, SLG: 0.677 (6, 5)	X 0-0 F7 ① SSS	0-3 K ③			K 0-2 ③	0-0 10 BLK 2B	X 0-0 G4-3 ③			3 0 0 0 0 2 4 2 0 1 0 0 0 2						
16 Willy Aybar, S (1, 4) OBP: 0.450, SLG: 0.632 10 Justin Ruggiano, R (5, PH) OBP: 0.366, SLG: 0.389 (6, 7)	X 0-0 1-3 23 BB 1B		X 0-0 5 FC5-4 1B		0-0 23 BB 5 1B 1B 1-0 F9 ③ 2-3			SSS 0-3 K ①		3 1 3 0 0 0 0 2 0 0 0 0 1 1						
23 Carlos Pena, L (1, 3) OBP: 0.368, SLG: 0.400 37 Ray Olmedo, S (6, 4) OBP: 0.353, SLG: 0.355	BBBB 4-0 1-2 5 G5-4-3 BB		X 0-0 P4 ①		BBBB 4-0 1-2 19 BB 5 1B 11 E BB	X 0-0 G1-3 ①		X 0-0 E5 62 S		1 1 0 0 2 0 1 2 0 0 0 0 0 0						
5 Pat Burrell, R (1, 10) OBP: 0.471, SLG: 0.538 18 Ben Zobrist, S (6, PH) OBP: 0.325, SLG: 0.281 (7, 10)	X 0-0 1-2f G5-4-3 ② ③		X 0-0 1-2f FC5-4 26 1B ②		X 0-0 1-2 2-H 11 E 19 BB 30 1B 1B	CCC 0-3 K ②		BBBB 4-0 62 S BB		3 1 1 1 0 0 4 1 0 0 0 1 1 0						
26 Gabe Gross, L (1, 9) OBP: 0.448, SLG: 0.391 62 Ray Sadler, R (6, 8) OBP: 0.345, SLG: 0.741		X 0-0 19 G4-3 1B	X 0-0 1-2 1B		CCC 0-3 K ②	SSS 0-3 K ③		BSSS 1-3 1-2 2-3 K ②		3 0 2 0 0 1 2 2 0 0 0 0 2 2						
19 Gabe Kapler, R (1, 8) OBP: 0.273, SLG: 0.250 43 Jon Weber, L (6, 9) OBP: 0.345, SLG: 0.679		X 0-0 1-2f G4-3 ① ② SSS	0-3 K ③		BBBB 4-0 1-2 2-3 11 E 30 1B BB		X 0-0 F8 ① CCC	0-3 K ③		2 1 0 0 1 1 3 2 0 0 0 0 1 2						
11 Morgan Ensberg, R (1, 5) OBP: 0.265, SLG: 0.143 32 Chris Richard, L (6, 3) OBP: 0.375, SLG: 0.444		X 0-0 E5 8 1B 41 1B		CCC 0-3 K ①	X 0-0 1-2 2-3 3-H E6 30 1B 15 HR		X 0-0 15 F9 30 S 1B			3 1 0 0 0 1 2 1 0 1 0 0 0 0						
41 Michel Hernandez, R (1, 2) OBP: 0.438, SLG: 0.429 30 Dioner Navarro, S (5, 2) OBP: 0.393, SLG: 0.462		X 0-0 1-2 8 1B 1B		X 0-0 F9 ②	X 0-0 1-3 2-H 3-H 15 HR 1B		BBBB 4-0 1-2 BB			2 0 1 0 0 0 0 1 1 1 2 1 0 0						
Inning Stats	R: 0 H: 1 E: 0 LOB: 2 K: 0 BB: 2 S: 3 P: 11	R: 0 H: 3 E: 1 LOB: 3 K: 1 BB: 0 S: 8 P: 8	R: 0 H: 2 E: 0 LOB: 2 K: 1 BB: 0 S: 7 P: 7	R: 0 H: 0 E: 0 LOB: 0 K: 1 BB: 0 S: 5 P: 5	R: 7 H: 5 E: 1 LOB: 1 K: 2 BB: 2 S: 15 P: 25	R: 0 H: 0 E: 0 LOB: 0 K: 2 BB: 0 S: 7 P: 7	R: 0 H: 1 E: 0 LOB: 2 K: 0 BB: 1 S: 4 P: 8	R: 0 H: 0 E: 1 LOB: 2 K: 3 BB: 1 S: 10 P: 15		1B: 10 SF: 0 2B: 1 SAC: 0 3B: 0 DP: 2 HR: 1 HBP: 0					WP: 0 PA: 43 PB: 0 SB: 3 CS: 0	

livebaseballscorecards.com

	AB	37
	R	7
	H	12
	RBI	6
	BB	6
	SO	10
	LOB	25

PITCHER		IP	WLS	BF	H	R	ER	SO	BB	IBB	HBP	BLK	WP	HR	S	P	ERA	WHIP
36 Edinson Volquez, R ERA:	(1, 1)	3.0		16	6	0	0	2	2	0	0	0	0	0	18	26	0.00	2.667
51 Jared Burton, R ERA: 6.14	(4, 1)	1.0	H	3	0	0	0	1	0	0	0	0	0	0	5	5	0.00	0.000
45 Bill Bray, L ERA: 3.38	(5, 1)	0.2	L	8	3	6	2	2	2	0	0	0	0	0	10	18	27.00	7.500
76 Carlos Fisher, R ERA: 3.6	(5, 1)	0.1		3	2	1	0	0	0	0	0	1	0	1	5	7	0.00	6.000
53 Arthur Rhodes, L ERA: 7.5	(6, 1)	1.0		3	0	0	0	2	0	0	0	0	0	0	7	7	0.00	0.000

PITCHER		IP	WLS	BF	H	R	ER	SO	BB	IBB	HBP	BLK	WP	HR	S	P	ERA	WHIP
67 Ron Flores, L ERA:	(7, 1)	1.0		5	1	0	0	0	1	0	0	0	0	0	4	8	0.00	2.000
87 Pedro Viola, L ERA:	(8, 1)	1.0		5	0	0	0	3	1	0	0	0	0	0	10	15	0.00	1.000

Batter	1	2	3	4	5	6	7	8	9	AB	R	H	RBI	BB	SO	LOB
5 Rocco Baldelli, R (1, 8) OBP: 0.269, SLG: 0.292 75 Ryan Kalish, L (7, 9) OBP: 1.000, SLG: 3.000	F7		12 HR BB		P4		K 1-2	1-H 2-H 3-H 3B		3	1	0	0	1	1	1
										1	0	1	3	0	0	0
12 Jed Lowrie, S (1, 6) OBP: 0.500, SLG: 0.872 70 Gil Velazquez, R (7, 6) OBP: 0.310, SLG: 0.346 (8, 5)	2B		1-H HR		G4-3		2-H 1B	P2		4	1	3	3	0	0	0
										1	0	0	0	0	0	1
32 Brad Wilkerson, L (1, 3) OBP: 0.200, SLG: 0.306 56 Ramon E Ramirez, R (7, 1) 72 Daniel Bard, R (8, 1) 79 Mitchell Dening, L (9, PH) (9, 7)	F8		F7		55 FC6-4 BB		K		K	3	0	0	0	1	1	2
										0	0	0	0	0	0	0
										0	0	0	0	0	0	0
										1	0	0	0	0	1	0
55 Jeff Bailey, R (1, 9) OBP: 0.538, SLG: 0.750 17 Manny Delcarmen, R (5, 1) 16 Paul McAnulty, L (7, 3) OBP: 0.229, SLG: 0.324	BB		54 HR BB		FC6-4 1-2f			54 1B 22 2B 1B	F7	1	1	0	0	2	0	1
										0	0	0	0	0	0	0
										2	1	1	0	0	0	0
54 Chris Carter, L (1, 7) OBP: 0.326, SLG: 0.537 40 Billy Traber, L (9, 1)	K		1-H HR			G1		22 2B 72 G5-2-3 1-2 1B	G4-3	5	1	2	2	0	1	2
										0	0	0	0	0	0	0
22 Nick Green, R (1, 4) OBP: 0.404, SLG: 0.548		K	K			K		72 G5-2-3 1-3 2-H 75 3B 2B		4	1	1	1	0	3	0
71 Angel Chavez, R (1, 5) OBP: 0.423, SLG: 0.364 85 Ivan Ochoa, R (8, 6) OBP: 0.222, SLG: 0.286		G1-3		P3		F7		72 G5-2-3 75 3B BB		3	1	0	0	1	0	0
										0	0	0	0	0	0	0
80 Dusty Brown, R (1, 2) OBP: 0.313, SLG: 0.600 72 Luis Exposito, R (7, 2)		K		P5			L7	G5-2-3 1-2 2-3 3-Hf		3	0	0	0	0	1	0
										1	0	0	0	0	0	3
31 Jon Lester, L (1, 1) 13 Chip Ambres, R (5, 9) OBP: 0.292, SLG: 0.158 (7, 8)			G1-3	B2-3			12 WP 5 S 12 1B BB	75 3B BB		2	0	0	0	0	0	0
										0	2	0	0	2	0	0
Inning Stats	R: 0 E: 0 K: 1 S: 6 H: 1 LOB: 2 BB: 1 P: 10	R: 0 E: 0 K: 2 S: 7 H: 0 LOB: 0 BB: 0 P: 7	R: 4 E: 0 K: 1 S: 8 H: 2 LOB: 0 BB: 2 P: 18	R: 0 E: 0 K: 0 S: 3 H: 0 LOB: 0 BB: 0 P: 3	R: 0 E: 0 K: 0 S: 3 H: 0 LOB: 1 BB: 1 P: 7	R: 0 E: 0 K: 1 S: 5 H: 0 LOB: 0 BB: 0 P: 5	R: 1 E: 0 K: 2 S: 8 H: 1 LOB: 1 BB: 1 P: 13	R: 4 E: 0 K: 0 S: 6 H: 4 LOB: 1 BB: 2 P: 14	R: 0 E: 0 K: 1 S: 5 H: 0 LOB: 0 BB: 0 P: 5	1B: 3 2B: 2 3B: 1 HR: 2	SF: 0 SAC: 0 DP: 1 HBP: 0						

TOP

Boston Red Sox @ Cincinnati Reds

Ed Smith Stadium, Sarasota, FL

Thu Mar 19 2009, 7:05 PM EDT

Att. 7,530 - Clear - 78 F

livebaseballscorecards.com

AB	34
R	9
H	8
RBI	9
BB	7
SO	8
LOB	10

PITCHER		IP	WLS	BF	H	R	ER	SO	BB	IBB	HBP	BLK	WP	HR	S	P	ERA	WHIP
61 Bronson Arroyo, R ERA: 6.0	(1, 1)	5.0	L	22	3	4	4	4	4	0	0	0	0	2	27	45	7.20	1.400
57 Mike Lincoln, R ERA: 2.35	(6, 1)	1.0		3	0	0	0	1	0	0	0	0	0	0	5	5	0.00	0.000
25 David Weathers, R ERA: 5.63	(7, 1)	1.0		5	1	1	1	2	1	0	0	0	1	0	8	13	9.00	2.000
48 Francisco Cordero, R ERA: 18.0	(8, 1)	1.0		8	4	4	4	0	2	0	0	0	0	0	6	14	36.00	6.000
52 Daniel Herrera, L ERA:	(9, 1)	1.0		3	0	0	0	1	0	0	0	0	0	0	5	5	0.00	0.000

PITCHER	IP	WLS	BF	H	R	ER	SO	BB	IBB	HBP	BLK	WP	HR	S	P	ERA	WHIP

Boston Red Sox @ Cincinnati Reds

Ed Smith Stadium, Sarasota, FL

Thu Mar 19 2009, 7:05 PM EDT

Att. 7,530 - Clear - 78 F

livebaseballscorecards.com

BOTTOM

Batter	1	2	3	4	5	6	7	8	9	AB	R	H	RBI	BB	SO	LOB
3 Willy Taveras, R (1, 8) OBP: 0.333, SLG: 0.286	BBBB 4-0 2 1B 4 1B BB	x 0-0 ① G4-3	CCC 0-3 ③ K					x 0-0 64 1B 1B		3	1	1	0	1	1	1
2 Alex Gonzalez, R (1, 6) OBP: 0.250, SLG: 0.350 64 Chris Valaika, R (8, 6) OBP: 0.389, SLG: 0.706	x 0-0 4 1B 1-2 1B	SSS 0-3 ② K		x 0-0 ① F8			x 0-0 1-3 1B			3 1	0 0	1 1	0 0	0 0	1 0	0 0
19 Joey Votto, L (1, 3) OBP: 0.387, SLG: 0.577	x 0-0 ① L5		x 0-0 ③ G3-1			x 0-0 ② G1-3		SSS 0-3 ② K		4	0	0	0	0	1	4
4 Brandon Phillips, R (1, 4) OBP: 0.410, SLG: 0.486	x 0-0 ② 32 S 1-3 2-H 1B			x 0-0 ① G4-3		x 0-0 ③ G3-1		x 0-0 ③ G1-6-3		4	0	1	1	0	0	2
32 Jay Bruce, L (1, 9) OBP: 0.308, SLG: 0.382	SSS 0-3 ③ K 2-3			SSS 0-3 ② K			x 0-0 28 G5-3 1B		x 0-0 28 F8 2B	4	0	2	0	0	2	1
28 Edwin Encarnación, R (1, 5) OBP: 0.200, SLG: 0.435		CCC 0-3 ① K		x 0-0 ③ G1-3			x 0-0 ① G5-3 1-2		x 0-0 ① F8 2-3	4	0	0	0	0	1	2
21 Chris Dickerson, L (1, 7) OBP: 0.375, SLG: 0.556		x 0-0 ② G6-3			SSS 0-3 ① K		SSS 0-3 ② K		SSS 0-3 ② K	4	0	0	0	0	3	2
71 Craig Tatum, R (1, 2) OBP: 0.526, SLG: 0.714 26 Wilkin Castillo, S (7, 2) OBP: 0.227, SLG: 0.190		x 0-0 1B			x 0-0 ② G5-3		x 0-0 ③ L6		x 0-0 ③ G5-3	2 2	0 0	1 0	0 0	0 0	0 0	0 2
61 Bronson Arroyo, R (1, 1) Chris Heisey, R (5, PH) OBP: 1.000, SLG: 3.000 57 Mike Lincoln, R (6, 1) 25 David Weathers, R (7, 1) 48 Francisco Cordero, R (8, 1) Eric Eymann, R (8, PH) 52 Daniel Herrera, L (9, 1)		CCC 0-3 ③ K			x 0-0 3B			x 0-0 ① L3		1 1 0 0 0 1 0	0 0 0 0 0 0 0	0 1 0 0 0 0 0	0 0 0 0 0 0 0	1 0 0 0 0 0 0	1 0 0 0 0 0 0	1 0 0 0 0 0 0
Inning Stats	R: 1 H: 2 E: 0 LOB: 1 K: 1 BB: 1 S: 6 P: 10	R: 0 H: 1 E: 0 LOB: 1 K: 2 BB: 0 S: 8 P: 8	R: 0 H: 0 E: 0 LOB: 0 K: 1 BB: 0 S: 5 P: 5	R: 0 H: 0 E: 0 LOB: 0 K: 1 BB: 0 S: 5 P: 5	R: 0 H: 1 E: 0 LOB: 1 K: 2 BB: 0 S: 8 P: 8	R: 0 H: 0 E: 0 LOB: 0 K: 0 BB: 0 S: 3 P: 3	R: 0 H: 1 E: 0 LOB: 1 K: 1 BB: 0 S: 6 P: 6	R: 0 H: 2 E: 0 LOB: 2 K: 1 BB: 0 S: 7 P: 7	R: 0 H: 1 E: 0 LOB: 1 K: 1 BB: 0 S: 6 P: 6	1B: 6 2B: 1 3B: 1 HR: 0	SF: 0 SAC: 0 DP: 0 HBP: 0			WP: 0 PB: 0 SB: 1 CS: 0	PA: 35		

PITCHER	IP	WLS	BF	H	R	ER	SO	BB	IBB	HBP	BLK	WP	HR	S	P	ERA	WHIP
31 Jon Lester, L (1, 1) ERA: 1.69	4.1	W	16	3	1	1	6	1	0	0	0	0	0	27	31	2.08	0.923
17 Manny Delcarmen, R (5, 1) ERA: 2.35	1.2	H	6	1	0	0	1	0	0	0	0	0	0	8	8	0.00	0.600
56 Ramon E Ramirez, R (7, 1) ERA: 6.43	1.0		4	1	0	0	1	0	0	0	0	0	0	6	6	0.00	1.000
72 Daniel Bard, R (8, 1) ERA:	1.0		5	2	0	0	1	0	0	0	0	0	0	7	7	0.00	2.000
40 Billy Traber, L (9, 1) ERA: 12.38	1.0		4	1	0	0	1	0	0	0	0	0	0	6	6	0.00	1.000

PITCHER	IP	WLS	BF	H	R	ER	SO	BB	IBB	HBP	BLK	WP	HR	S	P	ERA	WHIP

AB	34
R	1
H	8
RBI	1
BB	1
SO	10
LOB	15

Batter	1	2	3	4	5	6	7	8	9	AB	R	H	RBI	BB	SO	LOB
80 Darnell McDonald, R (1, 8) OBP: 0.355, SLG: 0.586	G1-3		G5-3			F7			2B	4	1	1	0	0	0	1
Jeff Keppinger, R (1, 4) OBP: 0.189, SLG: 0.167 40 Nick Masset, R (6, 1) Shaun Cumberland, L (9, PH)	K			G4-3		L4			BB	3 0 0	0 0 1	0 0 0	0 0 0	0 0 1	1 0 0	0 0 0
50 Laynce Nix, L (1, 9) OBP: 0.333, SLG: 0.567	F7			1B			G6-4-3 1B		K	4	0	2	0	0	1	2
31 Jonny Gomes, R (1, 3) OBP: 0.323, SLG: 0.679 23 Daryle Ward, L (6, 3) OBP: 0.280, SLG: 0.391		F8		L8			G6-4-3		9 G4-3 2B	2 2	0 0	0 1	0 2	0 0	0 0	1 1
9 Jacque Jones, L (1, 7) OBP: 0.162, SLG: 0.088		G4-3		K			K		G4-3	4	0	0	0	0	2	2
60 Adam Rosales, R (1, 5) OBP: 0.300, SLG: 0.462		G5-3			P6			G6-3	F8	4	0	0	0	0	0	1
7 Paul Janish, R (1, 6) OBP: 0.310, SLG: 0.385			E5 47 G6-3 29 G4-3		L7			G5-3		3	0	0	0	0	0	0
29 Ryan Hanigan, R (1, 2) OBP: 0.407, SLG: 0.600 26 Wilkin Castillo, S (8, PH) OBP: 0.261, SLG: 0.273 (8, 2)			G4-3 1-2		F9			2B		2 1	0 0	0 1	0 0	0 0	0 0	1 0
47 Johnny Cueto, R (1, 1) Zack Cozart, R (6, PH) 62 Danny Richar, L (6, 4) OBP: 0.091, SLG: 0.182			G6-3 2-3			F9		G4-3		1 1 1	0 0 0	0 0 0	0 0 0	0 0 0	0 0 0	1 0 1

TOP

Cincinnati Reds @ Houston Astros

Osceola County Stadium, Kissimmee, FL

Fri Mar 20 2009, 1:05 PM EDT

Att. 3,884 - Cloudy - 78 F

livebaseballscorecards.com

AB	32
R	2
H	5
RBI	2
BB	1
SO	4
LOB	11

Inning Stats	1	2	3	4	5	6	7	8	9
	R: 0 E: 0 K: 1 S: 5	H: 0 LOB: 0 BB: 0 P: 5	R: 0 E: 0 K: 0 S: 3	H: 0 LOB: 0 BB: 0 P: 3	R: 0 E: 1 K: 0 S: 4	H: 0 LOB: 1 BB: 0 P: 4	R: 0 E: 0 K: 1 S: 6	H: 1 LOB: 1 BB: 0 P: 6	R: 0 E: 0 K: 0 S: 3	H: 0 LOB: 0 BB: 0 P: 3	R: 0 E: 0 K: 0 S: 3	H: 0 LOB: 0 BB: 0 P: 3	R: 0 E: 0 K: 1 S: 5	H: 1 LOB: 0 BB: 0 P: 5	R: 0 E: 0 K: 0 S: 4	H: 1 LOB: 1 BB: 0 P: 4	R: 2 E: 0 K: 1 S: 7	H: 2 LOB: 1 BB: 1 P: 11

1B: 2 2B: 3 3B: 0 HR: 0	SF: 0 SAC: 0 DP: 1 HBP: 0	WP: 0 PB: 0 SB: 0 CS: 0	PA: 33
---	---	---	---

PITCHER		IP	WLS	BF	H	R	ER	SO	BB	IBB	HBP	BLK	WP	HR	S	P	ERA	WHIP
39 Russ Ortiz, R ERA: 3.63	(1, 1)	6.0	W	20	1	0	0	2	0	0	0	0	0	0	24	24	0.00	0.167
43 Chris Sampson, R ERA:	(7, 1)	2.0		7	2	0	0	1	0	0	0	0	0	0	9	9	0.00	1.000
69 Bud Norris, R ERA: 9.35	(9, 1)	0.1		4	2	2	2	1	1	0	0	0	0	0	5	9	54.00	9.000
73 Jeff Fulchino, R ERA: 2.61	(9, 1)	0.2	S	2	0	0	0	0	0	0	0	0	0	0	2	2	0.00	0.000

PITCHER	IP	WLS	BF	H	R	ER	SO	BB	IBB	HBP	BLK	WP	HR	S	P	ERA	WHIP

Cincinnati Reds @ Houston Astros

Osceola County Stadium, Kissimmee, FL

Fri Mar 20 2009, 1:05 PM EDT

Att. 3,884 - Cloudy - 78 F

BOTTOM

Batter	1	2	3	4	5	6	7	8	9	AB	R	H	RBI	BB	SO	LOB
3 Kazuo Matsui, S (1, 4) OBP: 0.089, SLG: 0.091	SSS 0-3 K	x 0-0 F8			x 0-0 2 CS 1B		x 0-0 G3-1			4	0	1	0	0	1	2
89 Jason Smith, L (8, 4) OBP: 0.472, SLG: 0.647										0	0	0	0	0	0	0
2 Darin Erstad, L (1, 8) OBP: 0.300, SLG: 0.289	x 0-0 F8		x 0-0 F8		B 1-0 CS 1-2	x 0-0 17 HR 1B	x 0-0 L8			4	1	1	0	0	0	0
(9, 3)																
17 Lance Berkman, S (1, 3) OBP: 0.378, SLG: 0.467	x 0-0 F7		x 0-0 P6			BBCCCX 2-2 1-H HR		x 0-0 P5		3	1	1	2	0	0	0
4 Jason Michaels, R (8, PH) OBP: 0.160, SLG: 0.292										1	0	0	0	0	0	0
21 Michael Bourn, L (9, 8) OBP: 0.298, SLG: 0.265										0	0	0	0	0	0	0
45 Carlos Lee, R (1, 7) OBP: 0.258, SLG: 0.120		x 0-0 P2	x 0-0 F7			BBBB 4-0 F7 65 BB BB		x 0-0 65 G5-3 BB 1B		2	0	0	0	1	0	0
31 David Newhan, L (8, 7) OBP: 0.276, SLG: 0.160										1	0	1	0	0	0	0
10 Miguel Tejada, R (1, 6) OBP: 0.269, SLG: 0.440		x 0-0 P2		x 0-0 27 G6-3 1B		x 0-0 F9		BBBB 4-0 1-2 BB		3	0	1	0	0	0	1
43 Chris Sampson, R (7, 1)										0	0	0	0	0	0	0
John Gall, R (8, PH) OBP: 0.480, SLG: 0.500										0	0	0	0	1	0	0
69 Bud Norris, R (9, 1)										0	0	0	0	0	0	0
73 Jeff Fulchino, R (9, 1)										0	0	0	0	0	0	0
27 Geoff Blum, S (1, 5) OBP: 0.175, SLG: 0.118		x 0-0 1B 55 1B 1B		x 0-0 G6-3 1-2f		BBBB 4-0 1-2 BB		x 0-0 G5-3 2-3f		2	1	1	0	0	0	1
65 Chris Johnson, R (6, 5) OBP: 0.333, SLG: 0.433										1	0	0	0	1	0	2
Reggie Abercrombie, R (1, 9) OBP: 0.424, SLG: 0.533		x 0-0 55 1B 39 1B 1-2 1B		x 0-0 B1-3		x 0-0 F7 2-3				3	1	1	0	0	0	2
55 Humberto Quintero, R (1, 2) OBP: 0.179, SLG: 0.321		x 0-0 39 1B 1-3 1B 2-H			x 0-0 G5-3	SSS 0-3 K				3	0	1	1	0	1	2
39 Russ Ortiz, R (1, 1) OBP: 0.500, SLG: 0.500		x 0-0 1-2 3-H 1B			x 0-0 F8		x 0-0 F8			2	0	1	1	0	0	0
23 Edwin Maysonet, R (7, 6) OBP: 0.214, SLG: 0.231										1	0	0	0	0	0	0

Inning Stats	1	2	3	4	5	6	7	8	9
R:	0	2	0	0	0	2	0	0	
E:	0	0	0	0	0	0	0	0	
H:	0	4	0	1	1	2	0	1	
K:	1	0	0	0	0	1	0	0	
LOB:	0	2	0	0	0	2	0	1	
S:	5	7	3	3	3	9	3	3	
BB:	0	0	0	0	0	2	0	1	
P:	5	7	3	3	3	19	3	7	

1B:	8
2B:	0
3B:	0
HR:	1
SF:	0
SAC:	0
DP:	2
HBP:	0
WP:	0
PB:	0
SB:	0
CS:	1
PA:	34

PITCHER		IP	WLS	BF	H	R	ER	SO	BB	IBB	HBP	BLK	WP	HR	S	P	ERA	WHIP
47 Johnny Cueto, R ERA: 2.25	(1, 1)	5.0	L	19	6	2	2	1	0	0	0	0	0	0	21	22	3.60	1.200
40 Nick Masset, R ERA: 6.59	(6, 1)	3.0		14	3	2	2	1	3	0	0	0	0	1	15	29	6.00	2.000

PITCHER	IP	WLS	BF	H	R	ER	SO	BB	IBB	HBP	BLK	WP	HR	S	P	ERA	WHIP

livebaseballscorecards.com

AB	30
R	4
H	9
RBI	4
BB	3
SO	2
LOB	10

Pittsburgh Pirates @ Cincinnati Reds

Ed Smith Stadium, Sarasota, FL

Sat Mar 21 2009, 1:05 PM EDT

Att. 5,300 - Sunny - 78 F

TOP

livebaseballscorecards.com

Batter	1	2	3	4	5	6	7	8	9	AB	R	H	RBI	BB	SO	LOB
3 Nyjer Morgan, L (1, 7) OBP: 0.211, SLG: 0.250	G6-3		K		SF8 3-H	G3-1			E5 22 F9 36 SH1-4	3	0	0	1	0	1	1
68 Jeff Salazar, L (8, 7) OBP: 0.370, SLG: 0.590										1	0	0	0	0	0	0
12 Freddy Sanchez, R (1, 4) OBP: 0.333, SLG: 0.438	F8			13 HR BB	1B		P3		SH1-4 1-2	2	1	1	0	1	0	0
36 Luis Alfonso Cruz, R (6, 4) OBP: 0.226, SLG: 0.172										1	0	0	0	0	0	0
13 Nate McLouth, L (1, 8) OBP: 0.436, SLG: 0.676	G4-3			1-H HR	K		K		F9 2-3	3	1	1	2	0	1	1
22 Andrew McCutchen, R (6, 8) OBP: 0.371, SLG: 0.453										2	0	0	0	0	1	1
41 Ryan Doumit, S (1, 2) OBP: 0.333, SLG: 0.500		25 G3 1B		16 G3-6-1 25 BB 1B		16 2B 2B	H HBP		G4-3	3	1	3	0	0	0	0
35 Jason Jaramillo, S (7, 2) OBP: 0.269, SLG: 0.174										1	0	0	0	0	0	1
25 Adam LaRoche, L (1, 3) OBP: 0.273, SLG: 0.333		G3 1-2		16 G3-6-1 1-2 BB	K	L8				2	0	0	0	1	1	2
51 Steve Pearce, R (6, 3) OBP: 0.222, SLG: 0.308										1	0	0	0	0	0	1
16 Eric Hinske, L (1, 9) OBP: 0.385, SLG: 0.300		K		G3-6-1 1-2f 2-3		5 HR 2-H 2B		K		3	1	1	1	0	1	3
69 Garrett Jones, L (6, 9) OBP: 0.412, SLG: 0.591										1	0	0	0	0	1	0
5 Ramón Vázquez, L (1, 5) OBP: 0.308, SLG: 0.500		G1-3		K		2-1 2-H HR			10 1B	3	1	1	2	0	1	2
71 Anderson Machado, S (6, 5) OBP: 0.313, SLG: 0.267										1	0	1	0	0	0	0
2 Jack Wilson, R (1, 6) OBP: 0.206, SLG: 0.133			G6-3		28 SH2-4 3 SF8 2B	4-0 28 FC6-4 BB			18 G6-4-3 1-2 1B	2	1	1	0	1	0	0
10 Brian Bixler, R (6, 6) OBP: 0.405, SLG: 0.526										1	0	1	0	0	0	0
28 Paul Maholm, L (1, 1)			K		SH2-4 2-3	FC6-4 1-2f			G6-4-3 1-2f	2	0	0	0	0	1	1
55 Matt Capps, R (7, 1)										0	0	0	0	0	0	0
18 Craig Monroe, R (8, PH) OBP: 0.340, SLG: 0.783										1	0	0	0	0	0	2
43 Jesse Chavez, R (8, 1)										0	0	0	0	0	0	0
38 Craig Hansen, R (9, 1)										0	0	0	0	0	0	0
Inning Stats	R: 0 E: 0 K: 0 S: 3 H: 0 LOB: 0 BB: 0 P: 3	R: 0 E: 0 K: 1 S: 6 H: 1 LOB: 1 BB: 0 P: 6	R: 0 E: 0 K: 2 S: 7 H: 0 LOB: 0 BB: 0 P: 7	R: 2 E: 0 K: 1 S: 8 H: 2 LOB: 1 BB: 2 P: 19	R: 1 E: 0 K: 1 S: 7 H: 2 LOB: 1 BB: 0 P: 7	R: 3 E: 0 K: 1 S: 9 H: 3 LOB: 1 BB: 1 P: 15	R: 0 E: 0 K: 1 S: 5 H: 0 LOB: 1 BB: 0 P: 6	R: 0 E: 0 K: 1 S: 6 H: 2 LOB: 1 BB: 0 P: 6	R: 0 E: 1 K: 0 S: 4 H: 0 LOB: 1 BB: 0 P: 4	1B: 5 2B: 3 3B: 0 HR: 2 SF: 1 SAC: 2 DP: 2 HBP: 1						

AB	33
R	6
H	10
RBI	6
BB	3
SO	8
LOB	15

PITCHER		IP	WLS	BF	H	R	ER	SO	BB	IBB	HBP	BLK	WP	HR	S	P	ERA	WHIP
34 Homer Bailey, R ERA: 2.45	(1, 1)	4.2	L	19	4	3	3	4	2	0	0	0	0	1	27	38	5.79	1.286
70 Jeff Kennard, R ERA: 13.5	(5, 1)	1.0		8	4	3	3	2	1	0	0	0	0	1	12	18	27.00	5.000
56 Aaron Fultz, L ERA: 3.38	(6, 1)	0.1		1	0	0	0	0	0	0	0	0	0	0	1	1	0.00	0.000
45 Bill Bray, L ERA: 2.45	(7, 1)	1.0		4	0	0	0	1	0	0	1	0	0	0	5	6	0.00	0.000
53 Arthur Rhodes, L ERA: 6.43	(8, 1)	1.0		4	2	0	0	1	0	0	0	0	0	0	6	6	0.00	2.000

PITCHER		IP	WLS	BF	H	R	ER	SO	BB	IBB	HBP	BLK	WP	HR	S	P	ERA	WHIP
51 Jared Burton, R ERA: 5.4	(9, 1)	1.0		4	0	0	0	0	0	0	0	0	0	0	4	4	0.00	0.000

WP	0
PB	0
SB	0
CS	0
PA	40

Pittsburgh Pirates @ Cincinnati Reds

Ed Smith Stadium, Sarasota, FL

Sat Mar 21 2009, 1:05 PM EDT

Att. 5,300 - Sunny - 78 F

livebaseballscorecards.com

BOTTOM

Batter	1	2	3	4	5	6	7	8	9	AB	R	H	RBI	BB	SO	LOB
3 Willy Taveras, R (1, 8) OBP: 0.345, SLG: 0.280	F7		B2-3			P2		60 E; 19 2B; 1B (2-3)	60 BB; BB (1-2)	4	1	1	0	1	0	0
2 Alex Gonzalez, R (1, 6) OBP: 0.217, SLG: 0.304 60 Adam Rosales, R (8, 6) OBP: 0.313, SLG: 0.444	G6-3		P4			G5-3		E5; 19 2B; 32 1B (1-2)	BB (1-2 2-3)	3 1	0 1	0 0	0 0	0 1	0 0	0 2
19 Joey Votto, L (1, 3) OBP: 0.389, SLG: 0.567	G6-3			G4-3			32 HR; BB	32 1B; 2B (1-3 2-H 3-H)	K	4	1	1	2	1	1	3
28 Edwin Encarnación, R (1, 5) OBP: 0.241, SLG: 0.444		32 1B; 1B		32 G4-6-3; 1B			F8	K		4	0	2	0	0	1	3
32 Jay Bruce, L (1, 9) OBP: 0.349, SLG: 0.500		1B (1-2)		G4-6-3 (1-2f)			1-H; HR	G6-4-3; 1B (2-3 3-H)		4	1	3	3	0	0	1
Jeff Keppinger, R (1, 4) OBP: 0.171, SLG: 0.150	K				G5-3		G6-3	G6-4-3 (1-2f)		4	0	0	0	0	1	4
21 Chris Dickerson, L (1, 7) OBP: 0.364, SLG: 0.525	K				P6		23 S; 1B		K	4	0	1	0	0	2	2
29 Ryan Hanigan, R (1, 2) OBP: 0.379, SLG: 0.556 23 Daryle Ward, L (7, PH) OBP: 0.269, SLG: 0.375 26 Wilkin Castillo, S (8, 2) OBP: 0.250, SLG: 0.261	K				K		K (1-2)		G3-1	2 1 1	0 0 0	0 0 0	0 0 0	0 0 0	2 1 0	2 1 0
34 Homer Bailey, R (1, 1) 70 Jeff Kennard, R (6, 1) 56 Aaron Fultz, L (6, 1) 80 Darnell McDonald, R (6, PH) OBP: 0.364, SLG: 0.667 45 Bill Bray, L (7, 1) 53 Arthur Rhodes, L (8, 1) 9 Jacque Jones, L (8, PH) OBP: 0.188, SLG: 0.750 51 Jared Burton, R (9, 1) 50 Laynce Nix, L (9, PH) OBP: 0.800, SLG: 0.667		G4-3				F8		3 1B; 19 2B; 2B	60 BB; 3 BB; BB	1 0 0 0 0 0 0 1 0 0	0 0 0 1 0 0 0 1 0 0	0 0 0 0 0 0 0 1 0 0	0 0 0 0 0 0 0 1 0 0	0 0 0 0 0 0 0 0 0 1	0 0 0 0 0 0 0 0 0 0	0 0 0 0 0 0 0 0 0 0
Inning Stats	R: 0 E: 0 K: 0 S: 3 H: 0 LOB: 0 BB: 0 P: 3	R: 0 E: 0 K: 3 S: 11 H: 2 LOB: 2 BB: 0 P: 11	R: 0 E: 0 K: 0 S: 3 H: 0 LOB: 0 BB: 0 P: 3	R: 0 E: 0 K: 0 S: 3 H: 1 LOB: 0 BB: 0 P: 3	R: 0 E: 0 K: 1 S: 5 H: 0 LOB: 0 BB: 0 P: 5	R: 0 E: 0 K: 0 S: 3 H: 0 LOB: 0 BB: 0 P: 3	R: 2 E: 0 K: 1 S: 8 H: 2 LOB: 1 BB: 1 P: 14	R: 3 E: 1 K: 1 S: 9 H: 4 LOB: 1 BB: 0 P: 9	R: 0 E: 0 K: 2 S: 7 H: 0 LOB: 3 BB: 3 P: 19	1B: 6 2B: 2 3B: 0 HR: 1	SF: 0 SAC: 0 DP: 2 HBP: 0			WP: 0 PB: 0 SB: 1 CS: 0	PA: 39		

PITCHER		IP	WLS	BF	H	R	ER	SO	BB	IBB	HBP	BLK	WP	HR	S	P	ERA	WHIP
28 Paul Maholm, L ERA: 0.46	(1, 1)	6.0	W	20	3	0	0	4	0	0	0	0	0	0	28	28	0.00	0.500
55 Matt Capps, R ERA: 4.5	(7, 1)	1.0		6	2	2	2	1	1	0	0	0	0	1	8	14	18.00	3.000
43 Jesse Chavez, R ERA: 13.5	(8, 1)	1.0		7	4	3	2	1	0	0	0	0	0	0	9	9	18.00	4.000
38 Craig Hansen, R ERA: 4.82	(9, 1)	1.0	S	6	0	0	0	2	3	0	0	0	0	0	7	19	0.00	3.000

PITCHER	IP	WLS	BF	H	R	ER	SO	BB	IBB	HBP	BLK	WP	HR	S	P	ERA	WHIP

Cincinnati Reds @ Pittsburgh Pirates

McKechnie Field, Bradenton, FL

Sun Mar 22 2009, 1:05 PM EDT

Att. 5,768 - Sunny - 77 F

TOP

livebaseballscorecards.com

Batter	1	2	3	4	5	6	7	8	9	AB	R	H	RBI	BB	SO	LOB
80 Darnell McDonald, R (1, 8) OBP: 0.405, SLG: 0.647 Chris Heisey, R (9, 8) OBP: 1.000, SLG: 3.000	BBBB 4-0 31 S BB	0-0 62 S 62 SF7 2B 2-H 3-H		0-0 1-2 1B		0-0 2B		0-0 G5-3		4 0	1 0	3 0	2 0	1 0	0 0	0 0
62 Danny Richar, L (1, 4) OBP: 0.111, SLG: 0.192 69 Luis Bolivar, R (9, 4) OBP: 0.333, SLG: 0.357	0-0 ① F8	B 1-0 ② SF7 2-H		0-0 ③ P6		SSS 0-3 ② K			0-0 31 G4-3 50 G5-3 1B	4 0	0 0	1 0	1 0	0 0	1 0	4 0
50 Laynce Nix, L (1, 9) OBP: 0.333, SLG: 0.500	0-0 ② P5	0-0 ③ G3			0-0 ① P6	BBBB 4-0 BB			0-0 ① G5-3 1-2	4	0	0	0	1	0	2
31 Jonny Gomes, R (1, 7) OBP: 0.306, SLG: 0.697	SSS 0-3 ③ K 1-2		SSS 0-3 ① K		0-0 HR	SSS 0-3 ③ K			0-0 ② G4-3 2-3	5	1	1	1	0	3	4
23 Daryle Ward, L (1, 3) OBP: 0.310, SLG: 0.407 9 Jacque Jones, L (5, 3) OBP: 0.175, SLG: 0.135		0-0 60 1B 60 WP 7 2B 1B	0-0 ② G6-3		0-0 60 BB 1B		SSS 0-3 ① K		0-0 ③ G6-3	3 2	1 0	2 0	0 0	0 0	0 1	0 1
60 Adam Rosales, R (1, 5) OBP: 0.333, SLG: 0.433	B 1-0 1-3 7 2B 1B		0-0 ③ G6-3		BBBB 4-0 1-2 BB		0-0 ② G6-3			3	1	1	0	1	0	0
7 Paul Janish, R (1, 6) OBP: 0.303, SLG: 0.400 Miguel Rojas, R (9, 6)	0-0 26 1B 80 2B 1-H 3-H 2B	SSS 0-3 ① K	SSS 0-3 ② K			0-0 ③ F8				4 0	1 0	1 0	2 0	0 0	2 0	2 0
26 Wilkin Castillo, S (1, 2) OBP: 0.259, SLG: 0.269 81 Chris Kroski, L (7, 2) OBP: 0.333, SLG: 0.375 Jordan Wideman, R (9, 2)	0-0 80 2B SH1-4 2-3 1B	0-0 ② G4-3	CCC 0-3 ③ K					0-0 ① F8		3 1 0	1 0 0	1 0 0	0 0 0	0 0 0	1 0 0	2 0 0
Aaron Harang, R (1, 1) OBP: 0.333, SLG: 0.333 57 Mike Lincoln, R (7, 1) Danny Dorn, L (8, PH) 25 David Weathers, R (8, 1) 65 Josh Roenicke, R (9, 1)	0-0 ① SH1-4 1-2	0-0 80 1B 1B			SSS 0-3 ① K		0-0 ② F7			2 0 1 0 0	0 0 0 0 0	1 0 0 0 0	0 0 0 0 0	0 0 0 0 0	1 0 0 0 0	0 0 0 0 0

Inning Stats																								
	R: 0	E: 0	K: 1	S: 5	H: 0	LOB: 1	BB: 1	P: 9	R: 5	E: 0	K: 0	S: 8	H: 5	LOB: 0	BB: 0	P: 10	R: 0	E: 0	K: 1	S: 5	H: 0	LOB: 0	BB: 0	P: 5
	R: 0	E: 0	K: 1	S: 7	H: 2	LOB: 2	BB: 0	P: 7	R: 1	E: 0	K: 2	S: 9	H: 2	LOB: 2	BB: 1	P: 13	R: 0	E: 0	K: 3	S: 10	H: 1	LOB: 2	BB: 1	P: 14
	R: 0	E: 0	K: 1	S: 5	H: 0	LOB: 0	BB: 0	P: 5	R: 0	E: 0	K: 0	S: 3	H: 0	LOB: 0	BB: 0	P: 3	R: 0	E: 0	K: 0	S: 4	H: 1	LOB: 1	BB: 0	P: 4

	1B: 7	SF: 1	WP: 1	PA: 41
	2B: 3	SAC: 1	PB: 0	
	3B: 0	DP: 0	SB: 2	
	HR: 1	HBP: 0	CS: 0	

	AB	36
	R	6
	H	11
	RBI	6
	BB	3
	SO	9
	LOB	15

PITCHER		IP	WLS	BF	H	R	ER	SO	BB	IBB	HBP	BLK	WP	HR	S	P	ERA	WHIP
45 Ian Snell, R ERA: 8.53	(1, 1)	4.1	L	24	9	6	6	3	2	0	0	0	1	1	28	38	12.46	2.538
17 Sean Burnett, L ERA: 10.13	(5, 1)	0.2		2	0	0	0	2	0	0	0	0	0	0	6	6	0.00	0.000
55 Matt Capps, R ERA: 4.0	(6, 1)	1.0		5	1	0	0	3	1	0	0	0	0	0	10	14	0.00	2.000
74 Jason Davis, R ERA: 0.82	(7, 1)	2.0		6	0	0	0	1	0	0	0	0	0	0	8	8	0.00	0.000
54 Denny Bautista, R ERA: 5.59	(9, 1)	1.0		4	1	0	0	0	0	0	0	0	0	0	4	4	0.00	1.000

PITCHER	IP	WLS	BF	H	R	ER	SO	BB	IBB	HBP	BLK	WP	HR	S	P	ERA	WHIP

Batter	1	2	3	4	5	6	7	8	9	AB	R	H	RBI	BB	SO	LOB
2 Jack Wilson, R (1, 6) OBP: 0.189, SLG: 0.121 36 Luis Alfonso Cruz, R (7, 6) OBP: 0.219, SLG: 0.167	F7		G5-3			F7			G5-3	3 1	0 0	0 0	0 0	0 0	0 0	0 0
12 Freddy Sanchez, R (1, 4) OBP: 0.359, SLG: 0.424 10 Brian Bixler, R (7, 4) OBP: 0.395, SLG: 0.513	13 G3 BB			41 G5-3 BB		K			K	1 1	0 0	0 0	0 0	2 0	1 1	0 0
13 Nate McLouth, L (1, 8) OBP: 0.429, SLG: 0.649 22 Andrew McCutchen, R (8, 4) OBP: 0.365, SLG: 0.444	G3 1-2			L8			25 G4-6-3 1B		F7	3 1	0 0	1 0	0 0	0 0	0 0	2 0
41 Ryan Doumit, S (1, 2) OBP: 0.311, SLG: 0.463 23 Robinzon Diaz, R (9, 2) OBP: 0.542, SLG: 0.909	G6-3			G5-3 1-2			F8			3 0	0 0	0 0	0 0	0 0	0 0	3 0
25 Adam LaRoche, L (1, 3) OBP: 0.255, SLG: 0.311 69 Garrett Jones, L (8, 3) OBP: 0.412, SLG: 0.591		L8		K			G4-6-3 1-2f			3 0	0 0	0 0	0 0	0 0	1 0	2 0
18 Craig Monroe, R (1, 7) OBP: 0.340, SLG: 0.755 68 Jeff Salazar, L (9, 7) OBP: 0.370, SLG: 0.590		G5-3			K			FC6-4 1B		3 0	0 0	1 0	0 0	0 0	1 0	0 0
44 Brandon Moss, L (1, 9) OBP: 0.233, SLG: 0.296 51 Steve Pearce, R (9, 9) OBP: 0.222, SLG: 0.308		F7			G4-3			F8		3 0	0 0	0 0	0 0	0 0	0 0	1 0
15 Andy LaRoche, R (1, 5) OBP: 0.522, SLG: 0.571 71 Anderson Machado, S (9, 5) OBP: 0.313, SLG: 0.267			G6-3		G6-3			K		3 0	0 0	0 0	0 0	0 0	1 0	1 0
45 Ian Snell, R (1, 1) 17 Sean Burnett, L (5, 1) 55 Matt Capps, R (6, 1) 3 Nyjer Morgan, L (6, PH) OBP: 0.207, SLG: 0.245 74 Jason Davis, R (7, 1) Jamie Romak, R (8, PH) 54 Denny Bautista, R (9, 1)			K			F8		FC6-4 1-2f		1 0 0 1 0 0 1 0	0 0 0 0 0 0 0 0	0 0 0 0 0 0 0 0	0 0 0 0 0 0 0 0	0 0 0 0 0 0 0 0	1 0 0 0 0 0 0 0	0 0 0 0 0 0 1 0
Inning Stats	R: 0 E: 0 K: 0 S: 3 H: 0 LOB: 1 BB: 1 P: 7	R: 0 E: 0 K: 0 S: 3 H: 0 LOB: 0 BB: 0 P: 3	R: 0 E: 0 K: 1 S: 5 H: 0 LOB: 0 BB: 0 P: 5	R: 0 E: 0 K: 1 S: 5 H: 0 LOB: 1 BB: 1 P: 9	R: 0 E: 0 K: 1 S: 5 H: 0 LOB: 0 BB: 0 P: 5	R: 0 E: 0 K: 1 S: 5 H: 0 LOB: 0 BB: 0 P: 5	R: 0 E: 0 K: 0 S: 3 H: 1 LOB: 0 BB: 0 P: 3	R: 0 E: 0 K: 1 S: 6 H: 1 LOB: 1 BB: 0 P: 6	R: 0 E: 0 K: 1 S: 5 H: 0 LOB: 0 BB: 0 P: 5	1B: 2 2B: 0 3B: 0 HR: 0	SF: 0 SAC: 0 DP: 1 HBP: 0			WP: 0 PB: 0 SB: 0 CS: 0	PA: 30		

PITCHER		IP	WLS	BF	H	R	ER	SO	BB	IBB	HBP	BLK	WP	HR	S	P	ERA	WHIP
Aaron Harang, R ERA: 5.03	(1, 1)	6.0	W	20	0	0	0	4	2	0	0	0	0	0	26	34	0.00	0.333
57 Mike Lincoln, R ERA: 2.08	(7, 1)	1.0		3	1	0	0	0	0	0	0	0	0	0	3	3	0.00	1.000
25 David Weathers, R ERA: 5.0	(8, 1)	1.0		4	1	0	0	1	0	0	0	0	0	0	6	6	0.00	1.000
65 Josh Roenicke, R ERA: 2.45	(9, 1)	1.0		3	0	0	0	1	0	0	0	0	0	0	5	5	0.00	0.000

PITCHER	IP	WLS	BF	H	R	ER	SO	BB	IBB	HBP	BLK	WP	HR	S	P	ERA	WHIP

BOTTOM

Cincinnati Reds @ Pittsburgh Pirates

McKechnie Field, Bradenton, FL

Sun Mar 22 2009, 1:05 PM EDT

Att. 5,768 - Sunny - 77 F

livebaseballscorecards.com

AB	28
R	0
H	2
RBI	0
BB	2
SO	6
LOB	10

Toronto Blue Jays @ Cincinnati Reds

Ed Smith Stadium, Sarasota, FL

Mon Mar 23 2009, 1:05 PM EDT

Att. 4,878 - Cloudy - 67 F

TOP

livebaseballscorecards.com

Batter	1	2	3	4	5	6	7	8	9	AB	R	H	RBI	BB	SO	LOB
1 Joe Inglett, L (1, 10) OBP: 0.286, SLG: 0.289	F7		F7		G3-1 2-3			K		4	0	0	0	0	1	2
2 Aaron Hill, R (1, 4) 69 Brad Emaus, R (5, 4) OBP: 0.400, SLG: 0.514 OBP: 0.395, SLG: 0.718	10 1B 2B		15 S 1B		K			K		3 1	0 0	2 0	0 0	0 0	1 1	2 0
15 Alex Rios, R (1, 9) 19 José Bautista, R (6, 9) OBP: 0.412, SLG: 0.500 OBP: 0.577, SLG: 0.591 (8, 8)	K		BB 1-2			P6		BB		2 0	0 0	0 0	0 0	1 1	1 0	1 0
10 Vernon Wells, R (1, 8) 78 Sean Shoffit, L (6, 8) 71 Ryan Patterson, R (8, 9) OBP: 0.250, SLG: 0.250 OBP: 0.300, SLG: 0.474 OBP: 0.300, SLG: 0.300	1B 2-H		L7			P4		K2-3		3 1 0	0 0 0	1 0 0	0 0 0	0 0 0	0 1 0	2 1 0
33 Scott Rolen, R (1, 5) 64 Scott Campbell, L (6, PR) (6, 5) OBP: 0.455, SLG: 0.833 OBP: 0.333, SLG: 0.400		BB 13 FC5-4		G5-3		3B			G3	2 1	0 0	1 0	0 0	1 0	0 0	0 0
3 Randy Ruiz, R (1, 3) 71 Kyle Phillips, L (6, 3) OBP: 0.286, SLG: 0.296 OBP: 0.417, SLG: 0.222		K		K		G6-3			K2-3	3 1	0 0	0 0	0 0	0 0	2 1	2 0
Aaron Mathews, R (1, 7) 46 Eric Nielsen, R (7, 7) OBP: 0.250, SLG: 0.350 OBP: 0.600, SLG: 0.800		F9		K2-3			K		F9	3 1	0 0	0 0	0 0	0 0	2 0	1 0
13 Raul Chavez, R (1, 2) 7 Curtis Thigpen, R (5, PR) (5, 2) OBP: 0.333, SLG: 0.353 OBP: 0.207, SLG: 0.370		FC5-4 1-2f			1 G3-1 6 SH1-3 1B			G6-3		2 1	0 0	1 0	0 0	0 0	0 0	1 0
6 John McDonald, R (1, 6) 4 Angel Sanchez, R (7, 6) OBP: 0.205, SLG: 0.200 OBP: 0.435, SLG: 0.278			F7		SH1-3 1-2			G4-3		2 0	0 0	0 0	0 0	0 0	0 0	0 0

	AB	30
	R	0
	H	5
	RBI	0
	BB	3
	SO	10
	LOB	12

Inning Stats																																		
	R: 0 E: 0 K: 1 S: 6	H: 2 LOB: 2 BB: 0 P: 6	R: 0 E: 0 K: 1 S: 5	H: 0 LOB: 1 BB: 1 P: 9	R: 0 E: 0 K: 0 S: 4	H: 1 LOB: 2 BB: 1 P: 8	R: 0 E: 0 K: 2 S: 7	H: 0 LOB: 0 BB: 0 P: 7	R: 0 E: 0 K: 1 S: 6	H: 1 LOB: 2 BB: 0 P: 6	R: 0 E: 0 K: 0 S: 4	H: 1 LOB: 1 BB: 0 P: 4	R: 0 E: 0 K: 1 S: 5	H: 0 LOB: 0 BB: 0 P: 5	R: 0 E: 0 K: 3 S: 9	H: 0 LOB: 1 BB: 1 P: 13	R: 0 E: 0 K: 1 S: 5	H: 0 LOB: 0 BB: 0 P: 5	1B: 3 2B: 1 3B: 1 HR: 0	SF: 0 SAC: 1 DP: 0 HBP: 0	WP: 0 PB: 0 SB: 1 CS: 0	PA: 34

PITCHER		IP	WLS	BF	H	R	ER	SO	BB	IBB	HBP	BLK	WP	HR	S	P	ERA	WHIP
36 Edinson Volquez, R ERA:	(1, 1)	5.0	W	20	4	0	0	5	2	0	0	0	0	0	28	36	0.00	1.200
51 Jared Burton, R ERA: 4.82	(6, 1)	1.0	H	4	1	0	0	0	0	0	0	0	0	0	4	4	0.00	1.000
52 Daniel Herrera, L ERA:	(7, 1)	1.0	H	3	0	0	0	1	0	0	0	0	0	0	5	5	0.00	0.000
48 Francisco Cordero, R ERA: 15.43	(8, 1)	1.0	H	4	0	0	0	3	1	0	0	0	0	0	9	13	0.00	1.000
87 Pedro Viola, L ERA:	(9, 1)	1.0	S	3	0	0	0	1	0	0	0	0	0	0	5	5	0.00	0.000

PITCHER	IP	WLS	BF	H	R	ER	SO	BB	IBB	HBP	BLK	WP	HR	S	P	ERA	WHIP

BOTTOM

Toronto Blue Jays @ Cincinnati Reds

Ed Smith Stadium, Sarasota, FL

Mon Mar 23 2009, 1:05 PM EDT

Att. 4,878 - Cloudy - 67 F

livebaseballscorecards.com

Batter	1	2	3	4	5	6	7	8	9	AB	R	H	RBI	BB	SO	LOB
30 Norris Hopper, R (1, 8) OBP: 0.206, SLG: 0.129	G6-3	K 1-2 2-3			G6-3		K			3	0	0	0	0	1	2
80 Darnell McDonald, R (6, 8) OBP: 0.395, SLG: 0.629										1	0	0	0	0	1	0
21 Chris Dickerson, L (1, 7) OBP: 0.404, SLG: 0.548	19 S 60 1B 1B		32 CS 1B		19 WP 19 1B BB		K			2	2	2	0	1	0	0
9 Jacque Jones, L (6, 7) OBP: 0.171, SLG: 0.132										1	0	0	0	0	1	0
19 Joey Votto, L (1, 3) OBP: 0.385, SLG: 0.545	K 1-2		K		60 FC6-4 1-H 1B			G6-3		3	0	1	1	0	2	2
23 Daryle Ward, L (6, 3) OBP: 0.300, SLG: 0.393										1	0	0	0	0	0	0
60 Adam Rosales, R (1, 5) OBP: 0.333, SLG: 0.424	32 S 2-H 1B		F9		FC6-4 1-2f			31 1B 3B		3	0	1	1	0	0	2
7 Paul Janish, R (6, 5) OBP: 0.324, SLG: 0.484										1	1	1	0	0	0	0
32 Jay Bruce, L (1, 9) OBP: 0.356, SLG: 0.487	K 1-2		CS 1-2	1B BB		G4-3		G1-6-3 3-H 1B		1	0	0	0	1	1	1
31 Jonny Gomes, R (6, 9) OBP: 0.316, SLG: 0.686										2	0	1	1	0	0	0
Jeff Keppinger, R (1, 4) OBP: 0.159, SLG: 0.140		G5-3		F8		F8		G1-6-3 1-2f		3	0	0	0	0	0	1
Danny Richar, L (7, 4) OBP: 0.107, SLG: 0.185										1	0	0	0	0	0	1
2 Alex Gonzalez, R (1, 6) OBP: 0.250, SLG: 0.333		36 FC1-5 29 1B 1B		F8 1-3 1B		1B				1	0	1	0	0	0	0
Zack Cozart, R (3, 6) OBP: 0.667, SLG: 0.667										2	0	2	0	0	0	0
48 Francisco Cordero, R (8, 1)										0	0	0	0	0	0	0
87 Pedro Viola, R (9, 1)										0	0	0	0	0	0	0
29 Ryan Hanigan, R (1, 2) OBP: 0.375, SLG: 0.533		30 WP 36 FC1-5 1-2 1B		F8		G6-3				3	0	1	0	0	0	2
81 Chris Denove, R (7, 2) OBP: 0.167, SLG: 0.333										0	0	0	0	0	0	0
36 Edinson Volquez, R (1, 1)		FC1-5 30 WP 1-2 2-3f			K		G4-3			1	0	0	0	0	0	2
50 Laynce Nix, L (5, PH) OBP: 0.325, SLG: 0.486										1	0	0	0	0	1	0
51 Jared Burton, R (6, 1)										0	0	0	0	0	0	0
52 Daniel Herrera, L (7, 1)										0	0	0	0	0	0	0
Eric Eymann, R (7, PH)										1	0	0	0	0	0	0
(8, 6)																
Inning Stats	R: 1 E: 0 K: 2 S: 9 H: 2 LOB: 1 BB: 0 P: 9	R: 0 E: 0 K: 1 S: 7 H: 2 LOB: 2 BB: 0 P: 7	R: 0 E: 0 K: 1 S: 6 H: 1 LOB: 0 BB: 0 P: 6	R: 0 E: 0 K: 0 S: 3 H: 1 LOB: 1 BB: 1 P: 7	R: 1 E: 0 K: 1 S: 6 H: 1 LOB: 1 BB: 1 P: 11	R: 0 E: 0 K: 0 S: 4 H: 1 LOB: 1 BB: 0 P: 4	R: 0 E: 0 K: 2 S: 7 H: 0 LOB: 0 BB: 0 P: 7	R: 1 E: 0 K: 0 S: 4 H: 2 LOB: 0 BB: 0 P: 4		1B: 9 2B: 0 3B: 1 HR: 0 SF: 0 SAC: 0 DP: 1 HBP: 0						

AB	31
R	3
H	10
RBI	3
BB	2
SO	7
LOB	13

WP: 2 PA: 34
PB: 0
SB: 2
CS: 1

PITCHER		IP	WLS	BF	H	R	ER	SO	BB	IBB	HBP	BLK	WP	HR	S	P	ERA	WHIP
24 Ricky Romero, L ERA: 5.73	(1, 1)	5.0	L	22	7	2	2	5	2	0	0	0	2	0	31	40	3.60	1.800
78 Brian Burres, L ERA: 5.91	(6, 1)	2.0		7	1	0	0	2	0	0	0	0	0	0	11	11	0.00	0.500
49 Jeremy Accardo, R ERA: 9.72	(8, 1)	1.0		4	2	1	1	0	0	0	0	0	0	0	4	4	9.00	2.000

PITCHER	IP	WLS	BF	H	R	ER	SO	BB	IBB	HBP	BLK	WP	HR	S	P	ERA	WHIP

Batter	1	2	3	4	5	6	7	8	9	AB	R	H	RBI	BB	SO	LOB
44 Jason Bay, R (1, 7) OBP: 0.429, SLG: 0.556	SSS 0-3 ① K			CCC 0-3 ① K			CCC 0-3 ① K		BBBB 4-0 64 2B 1-2 F8-2 BB	3	0	0	0	0	3	0
55 Jeff Bailey, R (7, 7) OBP: 0.510, SLG: 0.641										0	0	0	0	1	0	0
48 Javier López, L (9, 1)										0	0	0	0	0	0	0
15 Dustin Pedroia, R (1, 4) OBP: 0.450, SLG: 0.500	X 0-0 7 G4-6-3 1B			X 0-0 ② F9			X 0-0 ② G6-3		X 0-0 1-3 2-H 3-H 2B	3	0	1	0	0	0	0
64 Aaron Reza, R (7, 4) OBP: 1.000, SLG: 2.000										1	0	1	2	0	0	0
7 J.D. Drew, L (1, 9) OBP: 0.367, SLG: 0.217	X 0-0 ② ③ G4-6-3 1-2f			X 0-0 ③ F8			X 0-0 ③ G4-3		X 0-0 ② ③ F8-2 3-H	3	0	0	0	0	0	1
Jason Place, R (7, 9)										1	0	0	0	0	0	2
20 Kevin Youkilis, R (1, 3) OBP: 0.286, SLG: 0.462		X 0-0 25 G6-4-3 1B			X 0-0 ① F9			X 0-0 ① P3		3	0	1	0	0	0	0
72 Luis Exposito, R (8, 2) OBP: 0.500, SLG: 0.500										0	0	0	0	0	0	0
25 Mike Lowell, R (1, 5) OBP: 0.318, SLG: 0.727		X 0-0 ① ② G6-4-3 1-2f			X 0-0 ② G4-3			X 0-0 ② F8		3	0	0	0	0	0	1
59 Zach Borowiak, R (8, 5)										0	0	0	0	0	0	0
33 Jason Varitek, S (1, 2) OBP: 0.194, SLG: 0.364		X 0-0 ③ F9			SSS 0-3 ③ K			X 0-0 ③ G4-3		3	0	0	0	0	1	0
37 Hideki Okajima, L (8, 1)										0	0	0	0	0	0	0
Luis Segovia, R (9, 6)										0	0	0	0	0	0	0
13 Chip Ambres, R (1, 8) OBP: 0.265, SLG: 0.250			SSS 0-3 ① K			X 0-0 ① G5-3			BBBB 4-0 1B 64 2B BB	2	1	0	0	1	1	0
Argenis Diaz, R (1, 6) OBP: 0.150, SLG: 0.056			X 0-0 ② F8			SSS 0-3 ② K			X 0-0 55 S 64 2B 1-3 1B	2	0	0	0	0	1	0
Sean Danielson, S (9, PH) OBP: 1.000, SLG: 1.000										1	1	1	0	0	0	0
(9, 7)																
61 Clay Buchholz, L (1, 1)			X 0-0 ③ B1-3			X 0-0 ③ P5			SSS 0-3 ① K	2	0	0	0	0	0	0
58 Jonathan Papelbon, R (7, 1)										0	0	0	0	0	0	0
Anthony Rizzo, L (8, 3)										1	0	0	0	0	1	2
Inning Stats	R: 0 E: 0 K: 1 S: 5 H: 1 LOB: 0 BB: 0 P: 5	R: 0 E: 0 K: 0 S: 3 H: 1 LOB: 0 BB: 0 P: 3	R: 0 E: 0 K: 1 S: 5 H: 0 LOB: 0 BB: 0 P: 5	R: 0 E: 0 K: 1 S: 5 H: 0 LOB: 0 BB: 0 P: 5	R: 0 E: 0 K: 1 S: 5 H: 0 LOB: 0 BB: 0 P: 5	R: 0 E: 0 K: 1 S: 5 H: 0 LOB: 0 BB: 0 P: 5	R: 0 E: 0 K: 1 S: 5 H: 0 LOB: 0 BB: 0 P: 5	R: 0 E: 0 K: 0 S: 3 H: 0 LOB: 0 BB: 0 P: 3	R: 2 E: 0 K: 1 S: 6 H: 2 LOB: 1 BB: 2 P: 14	1B: 3 2B: 2 3B: 0 HR: 0	SF: 0 SAC: 0 DP: 3 HBP: 0						

TOP

Boston Red Sox @ Cincinnati Reds

Ed Smith Stadium, Sarasota, FL

Wed Mar 25 2009, 1:05 PM EDT

Att. 7,498 - Sunny - 78 F

livebaseballscorecards.com

AB	28
R	2
H	4
RBI	2
BB	2
SO	7
LOB	6

WP: 0 PB: 0 SB: 1 CS: 0 PA: 30

PITCHER		IP	WLS	BF	H	R	ER	SO	BB	IBB	HBP	BLK	WP	HR	S	P	ERA	WHIP
47 Johnny Cueto, R ERA: 1.5	(1, 1)	6.0		18	2	0	0	5	0	0	0	0	0	0	28	28	0.00	0.333
40 Nick Masset, R ERA: 5.74	(7, 1)	2.0	H	6	0	0	0	1	0	0	0	0	0	0	8	8	0.00	0.000
45 Bill Bray, L ERA: 5.79	(9, 1)	1.0	L	6	2	2	2	1	2	0	0	0	0	0	6	14	18.00	4.000

PITCHER	IP	WLS	BF	H	R	ER	SO	BB	IBB	HBP	BLK	WP	HR	S	P	ERA	WHIP

Boston Red Sox @ Cincinnati Reds

Ed Smith Stadium, Sarasota, FL

Wed Mar 25 2009, 1:05 PM EDT

Att. 7,498 - Sunny - 78 F

BOTTOM

Batter	1	2	3	4	5	6	7	8	9	AB	R	H	RBI	BB	SO	LOB
3 Willy Taveras, R (1, 8) OBP: 0.344, SLG: 0.286	G6-3 1B			K		P5		P3		3	0	1	0	0	1	1
40 Nick Masset, R (7, 1)										0	0	0	0	0	0	0
Chris Heisey, R (8, PH) OBP: 0.500, SLG: 1.500										1	0	0	0	0	0	1
45 Bill Bray, L (9, 1)										0	0	0	0	0	0	0
Jeff Keppinger, R (1, 4) OBP: 0.170, SLG: 0.152	SAFE G6-3 1-2			G6-3		19 E 1B 3-H		G4-3		3	0	1	1	0	0	1
26 Wilkin Castillo, S (8, 4) OBP: 0.250, SLG: 0.259										1	0	0	0	0	0	1
19 Joey Votto, L (1, 3) OBP: 0.357, SLG: 0.500	F7			G6-3		SAFE K 1-3			G6-3	3	0	0	0	0	1	1
9 Jacque Jones, L (7, 3) OBP: 0.167, SLG: 0.128										1	0	0	0	0	0	0
60 Adam Rosales, R (1, 5) OBP: 0.317, SLG: 0.400		F7			G4-3		G5-3		G6-3	2	0	0	0	0	0	0
69 Luis Bolivar, R (7, PH) OBP: 0.353, SLG: 0.375									29 CS 1B	2	0	1	0	0	0	0
(8, 5)																
32 Jay Bruce, L (1, 9) OBP: 0.362, SLG: 0.488		F7			55 G3 1B		K		F8	2	0	1	0	0	0	0
50 Laynce Nix, L (7, 9) OBP: 0.310, SLG: 0.459										2	0	0	0	0	1	1
55 Ramon Hernandez, R (1, 2) OBP: 0.100, SLG: 0.100		G5-3			G3 1-2		1B		CS 1-2	2	0	0	0	0	0	1
29 Ryan Hanigan, R (7, 2) OBP: 0.394, SLG: 0.548										1	0	1	0	0	0	0
21 Chris Dickerson, L (1, 7) OBP: 0.388, SLG: 0.523		B3			F8		F9			2	0	0	0	0	0	1
30 Norris Hopper, R (7, 7) OBP: 0.200, SLG: 0.125										1	0	0	0	0	0	1
7 Paul Janish, R (1, 6) OBP: 0.306, SLG: 0.455		B5-3				E6 31 E 1B		80 SH1-3 1B		2	1	0	0	0	0	0
64 Chris Valaika, R (7, 6) OBP: 0.421, SLG: 0.722										1	0	1	0	0	0	0
47 Johnny Cueto, R (1, 1)		G1-3				SAFE K 1-3		SH1-3 1-2		1	0	0	0	0	0	0
31 Jonny Gomes, R (6, PH) OBP: 0.308, SLG: 0.667										1	0	0	0	0	1	1
80 Darnell McDonald, R (7, 8) OBP: 0.395, SLG: 0.629										0	0	0	0	0	0	0
Inning Stats	R: 0 E: 0 K: 0 S: 3 H: 1 LOB: 0 BB: 0 P: 3	R: 0 E: 0 K: 0 S: 3 H: 0 LOB: 0 BB: 0 P: 3	R: 0 E: 0 K: 0 S: 3 H: 0 LOB: 0 BB: 0 P: 3	R: 0 E: 0 K: 1 S: 5 H: 0 LOB: 0 BB: 0 P: 5	R: 0 E: 0 K: 0 S: 4 H: 1 LOB: 1 BB: 0 P: 4	R: 1 E: 3 K: 2 S: 9 H: 1 LOB: 1 BB: 0 P: 9	R: 0 E: 0 K: 1 S: 6 H: 1 LOB: 1 BB: 0 P: 6	R: 0 E: 0 K: 0 S: 4 H: 1 LOB: 1 BB: 0 P: 4	R: 0 E: 0 K: 0 S: 4 H: 1 LOB: 0 BB: 0 P: 4	1B: 6 2B: 0 3B: 0 HR: 0	SF: 0 SAC: 1 DP: 0 HBP: 0						

livebaseballscorecards.com

AB	31
R	1
H	6
RBI	1
BB	0
SO	4
LOB	10

WP: 0 PB: 0 SB: 0 CS: 1 PA: 33

PITCHER		IP	WLS	BF	H	R	ER	SO	BB	IBB	HBP	BLK	WP	HR	S	P	ERA	WHIP
61 Clay Buchholz, R ERA: 0.46	(1, 1)	6.0		21	3	1	0	3	0	0	0	0	0	0	27	27	0.00	0.500
58 Jonathan Papelbon, R ERA: 4.0	(7, 1)	1.0		4	1	0	0	1	0	0	0	0	0	0	6	6	0.00	1.000
37 Hideki Okajima, L ERA: 2.7	(8, 1)	1.0	W	4	1	0	0	0	0	0	0	0	0	0	4	4	0.00	1.000
48 Javier López, L ERA: 1.8	(9, 1)	1.0	S	3	1	0	0	0	0	0	0	0	0	0	4	4	0.00	1.000

PITCHER	IP	WLS	BF	H	R	ER	SO	BB	IBB	HBP	BLK	WP	HR	S	P	ERA	WHIP

Minnesota Twins @ Cincinnati Reds

Ed Smith Stadium, Sarasota, FL

Thu Mar 26 2009, 7:05 PM EDT

Att. 5,951 - Clear - 74 F

TOP

livebaseballscorecards.com

Batter	1	2	3	4	5	6	7	8	9	AB	R	H	RBI	BB	SO	LOB
2 Denard Span, L (1, 8) OBP: 0.234, SLG: 0.246	F8	BBBB 1-2 2-3 3-H BB		BBBB 25 FC3-2 1-2 BB			G6-3	1-2 3-H 1B		2	0	0	1	2	0	0
11 Jason Pridie, L (7, 8) OBP: 0.250, SLG: 0.286										1	0	1	1	0	0	0
25 Alexi Casilla, S (1, 4) OBP: 0.375, SLG: 0.385	G6-3	L6 2-2		FC3-2 23 FC4-6 1-2 2-3 3-Hf			G3-1	K		4	0	0	0	0	0	6
18 Luis Ayala, R (7, 1)										0	0	0	0	0	0	0
72 Brock Peterson, R (8, PH) OBP: 0.346, SLG: 0.500										1	0	0	0	0	1	2
50 Jose Mijares, L (8, 1)										0	0	0	0	0	0	0
23 Brendan Harris, R (1, 5) OBP: 0.417, SLG: 0.439	BBBB 33 1B 5 1B BB		P3	FC4-6 1-2f			SSC K		G5-3	4	0	0	0	1	1	3
33 Justin Morneau, L (1, 3) OBP: 0.367, SLG: 0.607	5 1B 1-2 1B		SSS K		SSS K			BBBB 58 WP 5 1B 78 SF8 BB	G3-1	3	0	1	0	0	2	0
32 Brian Buscher, L (6, 3) OBP: 0.444, SLG: 0.486										1	1	0	0	1	0	0
5 Michael Cuddyer, R (1, 9) OBP: 0.340, SLG: 0.512	1-2 2-H 1B		BBBB BB		F8			20 BB 16 E 1-2 1B	3B	3	1	2	0	1	0	0
73 David Winfree, R (8, 9) OBP: 0.355, SLG: 0.533										1	0	1	0	0	0	0
21 Delmon Young, R (1, 7) OBP: 0.340, SLG: 0.549		8 BB 55 1B 2 BB 1B	F7		SSC K			SSS 2-3	G5-3	3	1	1	0	0	1	1
58 Jose Morales, S (6, 2) OBP: 0.158, SLG: 0.167										2	0	0	0	0	1	3
55 Mike Redmond, R (1, 2) OBP: 0.368, SLG: 0.382		2 BB 8 BB 1-2 1B		8 1B 25 FC3-2 1B		G6-3		SF8 3-H		3	0	2	0	0	0	0
36 Joe Nathan, R (6, 1)										0	0	0	0	0	0	0
78 Alejandro Machado, S (7, 4) OBP: 0.250, SLG: 0.235										0	0	0	1	0	0	0
8 Nick Punto, S (1, 6) OBP: 0.478, SLG: 0.550		BBBB 25 L6 2 BB 1-2 2-3 BB		25 2 FC3-2 BB 1-3 1B		SSC K		BBBB 16 E 11 1B 1-2 BB		2	0	1	0	1	1	0
20 Matt Tolbert, S (7, 6) OBP: 0.379, SLG: 0.408										0	1	0	0	1	0	0
53 Nick Blackburn, R (1, 1)		SSS K		SST K		P3		E3 11 1B 1-3 2-H		2	0	0	0	0	2	5
28 Jesse Crain, R (5, 1)										0	0	0	0	0	0	0
44 Bob Keppel, R (5, 1)										0	0	0	0	0	0	0
16 Jason Kubel, L (6, PH) OBP: 0.426, SLG: 0.439										2	0	0	0	0	0	1
(6, 7)																

Inning Stats																							
	R: 0	H: 2	R: 1	H: 2	R: 0	H: 0	R: 0	H: 2	R: 0	H: 0	R: 0	H: 0	R: 0	H: 0	R: 3	H: 2	R: 0	H: 1	1B: 8	SF: 1	WP: 1	PA: 42
	E: 0	LOB: 2	E: 0	LOB: 2	E: 0	LOB: 1	E: 0	LOB: 3	E: 0	LOB: 0	E: 1	LOB: 0	E: 1	LOB: 0	E: 1	LOB: 2	E: 0	LOB: 1	2B: 1	SAC: 0	PB: 0	
	K: 0	BB: 1	K: 1	BB: 2	K: 1	BB: 1	K: 1	BB: 1	K: 2	BB: 0	K: 1	BB: 0	K: 1	BB: 0	K: 2	BB: 2	K: 0	BB: 0	3B: 1	DP: 1	SB: 0	
	S: 4	P: 8	S: 6	P: 14	S: 5	P: 9	S: 7	P: 11	S: 7	P: 7	S: 5	P: 5	S: 5	P: 5	S: 10	P: 18	S: 4	P: 4	HR: 0	HBP: 0	CS: 0	

PITCHER		IP	WLS	BF	H	R	ER	SO	BB	IBB	HBP	BLK	WP	HR	S	P	ERA	WHIP
33 Micah Owings, R ERA: 1.45	(1, 1)	4.0	W	21	6	1	1	3	5	0	0	0	0	0	22	42	2.25	2.750
52 Daniel Herrera, L ERA:	(5, 1)	1.0	H	3	0	0	0	2	0	0	0	0	0	0	7	7	0.00	0.000
57 Mike Lincoln, R ERA: 1.86	(6, 1)	1.0		3	0	0	0	1	0	0	0	0	0	0	5	5	0.00	0.000
25 David Weathers, R ERA: 4.5	(7, 1)	1.0		3	0	0	0	1	0	0	0	0	0	0	5	5	0.00	0.000
48 Francisco Cordero, R ERA: 15.26	(8, 1)	0.2		6	1	3	1	1	2	0	0	0	1	0	6	14	13.50	4.500

PITCHER		IP	WLS	BF	H	R	ER	SO	BB	IBB	HBP	BLK	WP	HR	S	P	ERA	WHIP
87 Pedro Viola, L ERA:	(8, 1)	0.1	H	2	1	0	0	1	0	0	0	0	0	0	4	4	0.00	3.000
65 Josh Roenicke, R ERA: 2.16	(9, 1)	1.0	S	4	1	0	0	0	0	0	0	0	0	0	4	4	0.00	1.000

AB	34
R	4
H	9
RBI	3
BB	7
SO	9
LOB	21

Minnesota Twins @ Cincinnati Reds

Ed Smith Stadium, Sarasota, FL

Thu Mar 26 2009, 7:05 PM EDT

Att. 5,951 - Clear - 74 F

BOTTOM

livebaseballscorecards.com

Batter	1	2	3	4	5	6	7	8	9	AB	R	H	RBI	BB	SO	LOB
3 Willy Taveras, R (1, 8)	K		15 CS 1B		15 1B 19 SF8 BB		G4-3			2	1	1	1	1	1	0
30 Norris Hopper, R (7, 8)										1	0	0	0	0	0	1
15 Jerry Hairston, R (1, 6)	F8		F8		4 WP 1B		K			3	0	1	2	0	0	1
7 Paul Janish, R (6, 6)										1	0	0	0	0	1	1
19 Joey Votto, L (1, 3)	G5-3			F7	SF8			G6-3		2	0	0	1	0	0	0
60 Adam Rosales, R (7, 3)										1	0	0	0	0	0	0
4 Brandon Phillips, R (1, 4)		G6-3		P3	G4-3			84 2B 80 FC5-2 1B		3	0	0	0	0	0	1
26 Wilkin Castillo, S (6, 4)										1	0	1	0	0	0	0
32 Jay Bruce, L (1, 9)		G3		G3-1		K		80 FC5-2 2B		3	0	0	0	0	1	0
25 David Weathers, R (7, 1)										0	0	0	0	0	0	0
84 Todd Frazier, R (8, 5)										1	0	1	0	0	0	0
Jeff Keppinger, R (1, 5)		G6-3			50 1B 21 1B 50 E 1B	G6-3		FC5-2		3	1	1	0	0	0	0
48 Francisco Cordero, R (8, 1)										0	0	0	0	0	0	0
87 Pedro Viola, R (8, 1)										0	0	0	0	0	0	0
80 Darnell McDonald, R (8, PH)										1	0	0	0	0	0	2
65 Josh Roenicke, R (9, 1)										0	0	0	0	0	0	0
21 Chris Dickerson, L (1, 7)			G3-1		50 E 15 1B 1B	K2-3		K		2	1	1	0	0	0	0
9 Jacque Jones, L (6, PH)										2	0	0	0	0	2	2
(7, 7)																
55 Ramon Hernandez, R (1, 2)			HR		K		P3			2	1	1	1	0	1	2
29 Ryan Hanigan, R (7, 2)										1	0	0	0	0	0	0
33 Micah Owings, R (1, 1)			3 1B 2B		E7 15 1B 1B			30 G4-3 BB		1	1	1	0	0	0	0
52 Daniel Herrera, L (5, 1)										0	0	0	0	0	0	0
50 Laynce Nix, L (5, PH)										1	1	1	0	0	0	0
57 Mike Lincoln, R (6, 1)										0	0	0	0	0	0	0
31 Jonny Gomes, R (7, 9)										0	0	0	0	1	0	0
Inning Stats	R: 0 E: 0 K: 1 S: 5 H: 0 LOB: 0 BB: 0 P: 5	R: 0 E: 0 K: 0 S: 3 H: 0 LOB: 0 BB: 0 P: 3	R: 2 E: 0 K: 0 S: 5 H: 3 LOB: 0 BB: 0 P: 7	R: 0 E: 0 K: 0 S: 3 H: 0 LOB: 0 BB: 0 P: 3	R: 4 E: 1 K: 1 S: 9 H: 4 LOB: 1 BB: 1 P: 14	R: 0 E: 0 K: 2 S: 7 H: 0 LOB: 0 BB: 0 P: 7	R: 0 E: 0 K: 1 S: 5 H: 0 LOB: 1 BB: 1 P: 9	R: 0 E: 0 K: 1 S: 7 H: 2 LOB: 2 BB: 0 P: 7		1B: 6 2B: 2 3B: 0 HR: 1	SF: 1 SAC: 0 DP: 0 HBP: 0					

AB	31
R	6
H	9
RBI	5
BB	2
SO	6
LOB	10

WP: 1 PB: 0 SB: 0 CS: 1 PA: 34

PITCHER		IP	WLS	BF	H	R	ER	SO	BB	IBB	HBP	BLK	WP	HR	S	P	ERA	WHIP
53 Nick Blackburn, R	(1, 1)	4.0	L	14	3	2	2	1	0	0	0	0	0	1	16	18	4.50	0.750
ERA: 2.0																		
28 Jesse Crain, R	(5, 1)	0.2		7	4	4	4	1	1	0	0	0	0	0	8	12	54.00	7.500
ERA: 5.4																		
44 Bob Keppel, R	(5, 1)	0.1		1	0	0	0	0	0	0	0	0	1	0	1	2	0.00	0.000
ERA: 2.35																		
36 Joe Nathan, R	(6, 1)	1.0		3	0	0	0	2	0	0	0	0	0	0	7	7	0.00	0.000
ERA: 3.86																		
18 Luis Ayala, R	(7, 1)	1.0		4	0	0	0	1	1	0	0	0	0	0	5	9	0.00	1.000
ERA:																		

PITCHER		IP	WLS	BF	H	R	ER	SO	BB	IBB	HBP	BLK	WP	HR	S	P	ERA	WHIP
50 Jose Mijares, L	(8, 1)	1.0		5	2	0	0	1	0	0	0	0	0	0	7	7	0.00	2.000
ERA: 10.0																		

Batter	1	2	3	4	5	6	7	8	9	AB	R	H	RBI	BB	SO	LOB
80 Darnell McDonald, R (1, 8) OBP: 0.349, SLG: 0.550	K	FC6-4 1-2f			G1-3			L5		4	0	0	0	0	1	2
15 Jerry Hairston, R (1, 6) OBP: 0.235, SLG: 0.357	G4-3		K			K			K	3	0	0	0	0	2	0
7 Paul Janish, R (7, 6) OBP: 0.289, SLG: 0.429										1	0	0	0	0	1	0
4 Brandon Phillips, R (1, 4) OBP: 0.378, SLG: 0.439	1B		P4			G4-3			G3-1	3	0	1	0	0	0	0
69 Luis Bolivar, R (8, 4) OBP: 0.333, SLG: 0.353										1	0	0	0	0	0	0
50 Laynce Nix, L (1, 9) OBP: 0.298, SLG: 0.429	K		G5-3			G4-3			G4-3	4	0	0	0	0	1	1
31 Jonny Gomes, R (1, 10) OBP: 0.302, SLG: 0.615		F9		G4-3			K			3	0	0	0	0	1	0
60 Adam Rosales, R (1, 5) OBP: 0.311, SLG: 0.385		9 FC4-6 1B		F8			G6-3			3	0	1	0	0	0	0
84 Todd Frazier, R (7, 5) OBP: 0.294, SLG: 0.313										0	0	0	0	0	0	0
9 Jacque Jones, L (1, 3) OBP: 0.149, SLG: 0.114		FC4-6 55 1B 30 1B 1-2f		G4-3			K			3	1	0	0	0	1	1
55 Ramon Hernandez, R (1, 2) OBP: 0.214, SLG: 0.429		30 1B 1-2			G4-3			K 30 G6-4-3		2	0	1	0	0	0	0
26 Wilkin Castillo, S (7, 2) OBP: 0.267, SLG: 0.276		1B								1	0	0	0	0	1	0
30 Norris Hopper, R (1, 7) OBP: 0.205, SLG: 0.139		80 FC6-4 1-2 2-H 1B			G4-3			G6-4-3 1-2f		3	0	1	1	0	0	1

TOP

Cincinnati Reds @ New York Yankees

George M. Steinbrenner Field, Tampa, FL

Fri Mar 27 2009, 7:15 PM EDT

Att. 10,817 - Clear - 82 F

livebaseballscorecards.com

AB	31
R	1
H	4
RBI	1
BB	0
SO	8
LOB	5

Inning Stats	1	2	3	4	5	6	7	8	9
R:	0	1	0	0	0	0	0	0	0
E:	0	0	0	0	0	0	0	0	0
K:	2	0	1	0	0	1	2	1	1
S:	8	6	5	3	3	5	7	5	5
H:	1	3	0	0	0	0	0	0	0
LOB:	1	2	0	0	0	0	0	0	0
BB:	0	0	0	0	0	0	0	0	0
P:	8	6	5	3	3	5	7	5	5

1B:	4	SF:	0	WP:	0	PA:	31
2B:	0	SAC:	0	PB:	0		
3B:	0	DP:	1	SB:	0		
HR:	0	HBP:	0	CS:	0		

PITCHER		IP	WLS	BF	H	R	ER	SO	BB	IBB	HBP	BLK	WP	HR	S	P	ERA	WHIP
52 CC Sabathia, L ERA: 4.11	(1, 1)	7.2	W	27	4	1	1	7	0	0	0	0	0	0	41	41	1.17	0.522
43 Damaso Marte, L ERA: 4.5	(8, 1)	0.1	H	1	0	0	0	0	0	0	0	0	0	0	1	1	0.00	0.000
42 Mariano Rivera, R ERA:	(9, 1)	1.0	S	3	0	0	0	1	0	0	0	0	0	0	5	5	0.00	0.000

PITCHER		IP	WLS	BF	H	R	ER	SO	BB	IBB	HBP	BLK	WP	HR	S	P	ERA	WHIP

BOTTOM

Cincinnati Reds @ New York Yankees
George M. Steinbrenner Field, Tampa, FL
Fri Mar 27 2009, 7:15 PM EDT
Att. 10,817 - Clear - 82 F

livebaseballscorecards.com

Batter	1	2	3	4	5	6	7	8	9	AB	R	H	RBI	BB	SO	LOB
2 Derek Jeter, R (1, 6) OBP: 0.435, SLG: 0.524	0-0 25 1B 2B		E6 25 1B 18 WP	1-0 ② G4-3 1-3 2-H			0-0 ② G5-3			4	1	1	1	0	0	1
14 Angel Berroa, R (8, 6) OBP: 0.392, SLG: 0.620										0	0	0	0	0	0	0
18 Johnny Damon, L (1, 7) OBP: 0.333, SLG: 0.404	0-0 ① F7		1-0 ② P6 1-2	0-0 ③ F8			0-0 ③ G3			4	0	0	0	0	0	3
17 Shelley Duncan, R (8, 3) OBP: 0.441, SLG: 0.633										0	0	0	0	0	0	0
25 Mark Teixeira, S (1, 3) OBP: 0.408, SLG: 0.545	0-0 55 FC4-6 2-H 1B		0-0 2-3 1B		0-0 ① G4-3			0-3 ① K		3	0	2	1	0	0	0
33 Nick Swisher, S (8, 7) OBP: 0.400, SLG: 0.385										1	0	0	0	0	1	0
55 Hideki Matsui, L (1, 10) OBP: 0.325, SLG: 0.441	0-0 ② FC4-6 1-2f		0-0 ③ G1-3		0-3 ② K			0-3 ② K		3	0	0	0	0	1	3
74 Justin Leone, R (8, PH) OBP: 0.184, SLG: 0.250										1	0	0	0	0	1	0
20 Jorge Posada, S (1, 2) OBP: 0.385, SLG: 0.500	0-3 ③ K			4-0 22 2B 12 E BB	0-0 ③ F7			0-0 ③ F8		2	1	0	0	1	1	1
26 José Molina, R (7, 2) OBP: 0.333, SLG: 0.293										1	0	0	0	0	0	0
24 Robinson Canó, L (1, 4) OBP: 0.405, SLG: 0.538		0-0 ① G6-3		0-0 ① P6		0-0 ① P5				3	0	0	0	0	0	1
53 Melky Cabrera, S (8, 8) OBP: 0.400, SLG: 0.479										0	0	0	0	0	0	0
22 Xavier Nady, R (1, 9) OBP: 0.275, SLG: 0.469		0-3 ② K		0-0 12 E 11 PB 1-3 2B		0-3 ② K				3	1	1	0	0	2	0
60 Todd Linden, S (8, 9) OBP: 0.222, SLG: 0.292										0	0	0	0	0	0	0
12 Cody Ransom, R (1, 5) OBP: 0.317, SLG: 0.407		0-3 ③ K		0-0 E4 2 S 11 PB 2 G4-3 2-3 3-H		0-0 ③ P5				3	1	0	1	0	1	1
90 Ramiro Pena, S (8, 5) OBP: 0.353, SLG: 0.396										0	0	0	0	0	0	0
11 Brett Gardner, L (1, 8) OBP: 0.453, SLG: 0.702			0-0 ① L8	4-0 2 G4-3 2 S 1-2 3-H BB			0-0 ① G6-3			2	0	0	0	1	0	0
73 Doug Bernier, R (8, 4) OBP: 0.387, SLG: 0.269										0	0	0	0	0	0	0
Inning Stats	R: 1 E: 0 K: 1 S: 7 H: 2 LOB: 1 BB: 0 P: 7	R: 0 E: 0 K: 2 S: 7 H: 0 LOB: 0 BB: 0 P: 7	R: 0 E: 1 K: 0 S: 5 H: 1 LOB: 2 BB: 0 P: 6	R: 3 E: 1 K: 0 S: 5 H: 1 LOB: 1 BB: 2 P: 14	R: 0 E: 0 K: 1 S: 5 H: 0 LOB: 0 BB: 0 P: 5	R: 0 E: 0 K: 1 S: 5 H: 0 LOB: 0 BB: 0 P: 5	R: 0 E: 0 K: 0 S: 3 H: 0 LOB: 0 BB: 0 P: 3	R: 0 E: 0 K: 2 S: 7 H: 0 LOB: 0 BB: 0 P: 7		1B: 2 2B: 2 3B: 0 HR: 0 SF: 0 SAC: 0 DP: 0 HBP: 0						

	AB	30
	R	4
	H	4
	RBI	3
	BB	2
	SO	7
	LOB	10

WP: 1 PA: 32
PB: 1
SB: 2
CS: 0

PITCHER		IP	WLS	BF	H	R	ER	SO	BB	IBB	HBP	BLK	WP	HR	S	P	ERA	WHIP
Aaron Harang, R ERA: 4.56	(1, 1)	6.0	L	26	4	4	2	5	2	0	0	0	1	0	34	44	3.00	1.000
52 Daniel Herrera, L ERA:	(7, 1)	1.0		3	0	0	0	0	0	0	0	0	0	0	3	3	0.00	0.000
57 Mike Lincoln, R ERA: 1.69	(8, 1)	1.0		3	0	0	0	2	0	0	0	0	0	0	7	7	0.00	0.000

PITCHER	IP	WLS	BF	H	R	ER	SO	BB	IBB	HBP	BLK	WP	HR	S	P	ERA	WHIP

Cincinnati Reds @ Tampa Bay Rays

Charlotte County Stadium, Port Charlotte, FL

Sat Mar 28 2009, 1:05 PM EDT
Att. 7,156 - Partly Cloudy - 88 F

TOP

livebaseballscorecards.com

Batter	1	2	3	4	5	6	7	8	9	AB	R	H	RBI	BB	SO	LOB
3 Willy Taveras, R (1, 8) OBP: 0.400, SLG: 0.303	BBBB 4-0 CS BB		0-0 G5-3			0-0 19 G3 32 1B 1-2 1B	0-0 G4-3 3-H		1-0 FC6-4 HBP	3	1	1	1	1	0	2
Jeff Keppinger, R (1, 6) (6, 5) OBP: 0.164, SLG: 0.148	1 SAFE CCC 0-3 K 1-2			0-0 G6-3		0-0 F4	0-0 G6-3		0-0 FC6-4 1-2f	5	0	0	0	0	1	5
19 Joey Votto, L (1, 3) OBP: 0.327, SLG: 0.524	0-0 F8			CCC 0-3 K		0-0 G3 1-2 2-3		CBCBX 2-2 HR		4	1	1	1	0	1	2
4 Brandon Phillips, R (1, 4) OBP: 0.375, SLG: 0.419		0-0 P3		0-0 G4-3		BBBB 4-0 32 1B BB		0-0 G5-3		2	0	0	0	1	0	0
60 Adam Rosales, R (8, PH) (8, 4) OBP: 0.304, SLG: 0.375										1	0	0	0	0	0	0
32 Jay Bruce, L (1, 9) OBP: 0.352, SLG: 0.458	SSS 0-3 K				0-0 21 S 1B	0-0 1-2 2-H 3-H 1B		0-0 G3		4	0	2	2	0	1	0
28 Edwin Encarnación, R (1, 10) OBP: 0.212, SLG: 0.387	0-0 L5				0-0 F8	0-0 G6-3		0-0 P6		4	0	0	0	0	0	3
21 Chris Dickerson, L (1, 7) OBP: 0.364, SLG: 0.480			0-0 F7		C X 0-1 F7 1-2		SSS 0-3 K		0-0 P6	4	0	0	0	0	1	1
55 Ramon Hernandez, R (1, 2) OBP: 0.250, SLG: 0.438			0-0 1B		CCC 0-3 K	BBBB 4-0 7 2B 3 G4-3 BB			CBBBX 2-1 HR	2	0	1	0	0	1	1
29 Ryan Hanigan, R (7, PH) (7, 2) OBP: 0.417, SLG: 0.636										1	2	1	1	1	0	0
7 Paul Janish, R (1, 5) (6, 6) OBP: 0.310, SLG: 0.462			0-0 F9			0-0 19 G3 3 1B 32 1B 1B	0-0 1-3 2B		0-0 F7	4	1	2	0	0	0	1

	AB	34
	R	5
	H	8
	RBI	5
	BB	3
	SO	5
	LOB	15

Inning Stats	1	2	3	4	5	6	7	8	9
	R: 0 E: 0 K: 1 S: 4	H: 0 LOB: 0 BB: 1 P: 8	R: 0 E: 0 K: 1 S: 5	H: 0 LOB: 0 BB: 0 P: 5	R: 0 E: 0 K: 0 S: 4	H: 1 LOB: 1 BB: 0 P: 4	R: 0 E: 0 K: 1 S: 5	H: 0 LOB: 0 BB: 0 P: 5	R: 0 E: 0 K: 1 S: 7	H: 1 LOB: 1 BB: 0 P: 7	R: 2 E: 0 K: 0 S: 6	H: 3 LOB: 2 BB: 1 P: 10	R: 1 E: 0 K: 1 S: 6	H: 1 LOB: 1 BB: 1 P: 10	R: 1 E: 0 K: 0 S: 6	H: 1 LOB: 0 BB: 0 P: 8	R: 1 E: 0 K: 0 S: 5	H: 1 LOB: 1 BB: 0 P: 8

1B: 5	SF: 0	WP: 0	PA: 38
2B: 1	SAC: 0	PB: 0	
3B: 0	DP: 0	SB: 1	
HR: 2	HBP: 1	CS: 1	

PITCHER		IP	WLS	BF	H	R	ER	SO	BB	IBB	HBP	BLK	WP	HR	S	P	ERA	WHIP
Jason Hammel, R ERA: 3.96	(1, 1)	5.0		17	2	0	0	4	1	0	0	0	0	0	25	29	0.00	0.600
44 Jason Isringhausen, R ERA: 7.2	(6, 1)	1.0	L	7	3	2	2	0	1	0	0	0	0	0	6	10	18.00	4.000
52 Brian Shouse, L ERA: 2.16	(7, 1)	0.1		2	0	1	1	1	1	0	0	0	0	0	3	7	27.00	3.000
50 Grant Balfour, R ERA: 1.69	(7, 1)	0.2		3	1	0	0	0	0	0	0	0	0	0	3	3	0.00	1.500
39 J.P. Howell, L ERA: 4.5	(8, 1)	1.0		4	1	1	1	0	0	0	0	0	0	1	6	8	9.00	1.000

PITCHER		IP	WLS	BF	H	R	ER	SO	BB	IBB	HBP	BLK	WP	HR	S	P	ERA	WHIP
46 Joe Nelson, R ERA: 10.8	(9, 1)	1.0		5	1	1	1	0	0	0	1	0	0	1	5	8	9.00	1.000

Cincinnati Reds @ Tampa Bay Rays

Charlotte County Stadium, Port Charlotte, FL

Sat Mar 28 2009, 1:05 PM EDT
Att. 7,156 - Partly Cloudy - 88 F

livebaseballscorecards.com

BOTTOM

Batter	1	2	3	4	5	6	7	8	9	AB	R	H	RBI	BB	SO	LOB
1 Akinori Iwamura, L (1, 4) OBP: 0.286, SLG: 0.500	F7		13 1B 3 SF7 BB		K		K			3	1	0	0	1	2	1
32 Chris Richard, L (8, 3) OBP: 0.349, SLG: 0.378										0	0	0	0	0	0	0
13 Carl Crawford, L (1, 7) OBP: 0.349, SLG: 0.600	5 WP 23 S 1B		1-3 1B		FC4-6 3 FC5-4 1-2f		F9			3	0	2	0	0	0	1
19 Gabe Kapler, R (6, 7) OBP: 0.208, SLG: 0.186										1	0	0	0	0	0	0
(7, 8)																
3 Evan Longoria, R (1, 5) OBP: 0.381, SLG: 0.500	K		SF7 3-H		FC5-4 1-2f			F8		2	0	0	1	0	1	2
24 Adam Kennedy, L (6, 5) OBP: 0.392, SLG: 0.432										1	0	0	0	0	0	0
(8, 4)																
23 Carlos Pena, L (1, 3) OBP: 0.378, SLG: 0.296	1-2 BB		K			G4-3		F7		2	0	0	0	1	1	1
62 Ray Sadler, R (7, 7) OBP: 0.390, SLG: 0.757										1	0	0	0	0	0	0
5 Pat Burrell, R (1, 10) OBP: 0.385, SLG: 0.477	L6		G5-3			L5		K		3	0	0	0	0	0	3
20 Matt Joyce, L (8, PH) OBP: 0.286, SLG: 0.167	2-3									1	0	0	0	0	1	0
(9, 10)																
30 Dioner Navarro, S (1, 2) OBP: 0.422, SLG: 0.476		26 BB 1B		G4-3		18 BB 1B		G4-3		3	0	2	0	0	0	0
43 Jon Weber, L (7, 9) OBP: 0.308, SLG: 0.568										1	0	0	0	0	0	0
18 Ben Zobrist, S (1, 8) OBP: 0.431, SLG: 0.395	F8		26 G6-4-3 BB			16 FC5-4 1-2 BB		16 FC5-4 BB		1	0	0	0	2	0	1
68 Nevin Ashley, R (7, 2)										0	0	0	0	1	0	0
26 Gabe Gross, L (1, 9) OBP: 0.465, SLG: 0.412	8 G5-4-3 1-2 BB		G6-4-3 1-2f			FC5-4 1-2f		FC5-4 1-2f		1	0	0	0	1	0	1
16 Willy Aybar, S (6, PH) OBP: 0.371, SLG: 0.419										2	0	0	0	0	0	3
(7, 3)																
(8, 5)																
8 Jason Bartlett, R (1, 6) OBP: 0.400, SLG: 0.400	G5-4-3 1-2f				13 FC4-6 1B		K	P6		3	0	1	0	0	1	2
37 Ray Olmedo, S (8, 6) OBP: 0.317, SLG: 0.297										1	0	0	0	0	0	1

Inning Stats	1	2	3	4	5	6	7	8	9
	R: 0 E: 0 K: 1 S: 6 H: 1 LOB: 2 BB: 1 P: 11	R: 0 E: 0 K: 0 S: 3 H: 1 LOB: 1 BB: 1 P: 7	R: 1 E: 0 K: 1 S: 6 H: 1 LOB: 1 BB: 1 P: 10	R: 0 E: 0 K: 0 S: 2 H: 0 LOB: 0 BB: 1 P: 6	R: 0 E: 0 K: 1 S: 6 H: 1 LOB: 1 BB: 0 P: 6	R: 0 E: 0 K: 0 S: 4 H: 1 LOB: 2 BB: 1 P: 8	R: 0 E: 0 K: 2 S: 7 H: 0 LOB: 0 BB: 0 P: 7	R: 0 E: 0 K: 1 S: 5 H: 0 LOB: 0 BB: 0 P: 5	R: 0 E: 0 K: 0 S: 3 H: 0 LOB: 1 BB: 1 P: 7

AB	29
R	1
H	5
RBI	1
BB	6
SO	6
LOB	16

1B: 5	SF: 1	WP: 1	PA: 36
2B: 0	SAC: 0	PB: 0	
3B: 0	DP: 2	SB: 1	
HR: 0	HBP: 0	CS: 0	

PITCHER	IP	WLS	BF	H	R	ER	SO	BB	IBB	HBP	BLK	WP	HR	S	P	ERA	WHIP
36 Edinson Volquez, R (1, 1) ERA: 0.47	5.0	W	21	4	1	1	3	4	0	0	0	1	0	23	40	1.80	1.600
45 Bill Bray, L (6, 1) ERA: 4.76	1.0	H	5	1	0	0	0	1	0	0	0	0	0	4	8	0.00	2.000
51 Jared Burton, R (7, 1) ERA: 4.35	1.0	H	3	0	0	0	2	0	0	0	0	0	0	7	7	0.00	0.000
40 Nick Masset, R (8, 1) ERA: 5.09	2.0	S	7	0	0	0	1	1	0	0	0	0	0	8	12	0.00	0.500

PITCHER	IP	WLS	BF	H	R	ER	SO	BB	IBB	HBP	BLK	WP	HR	S	P	ERA	WHIP

Tampa Bay Rays @ Cincinnati Reds

Ed Smith Stadium, Sarasota, FL

Sun Mar 29 2009, 1:05 PM EDT

Att. 5,339 - Cloudy - 75 F

TOP

livebaseballscorecards.com

Batter	1	2	3	4	5	6	7	8	9	AB	R	H	RBI	BB	SO	LOB
24 Adam Kennedy, L (1, 4) OBP: 0.429, SLG: 0.458	B B B B 4-0 20 PB BB		0-0 ② ③ G5-4-3 1-2f	0-0 19 1B 20 2B 2-3 1B	0-0 1-2 1B		0-0 19 1B 1-2 1B		0-0 ③ L5	4	1	3	0	1	0	1
63 Chris Nowak, R (7, 5)										1	0	0	0	0	0	0
19 Gabe Kapler, R (1, 7) OBP: 0.226, SLG: 0.208	S S S 0-3 ① K			0-0 E6 20 1B 9 1B	0-0 ③ F8		0-0 1-3 2-H 1B			5	2	2	2	0	1	3
13 J.T. Hall, L (9, 7)				0-0 20 2B 1-3 3-H 1B						0	0	0	0	0	0	0
20 Matt Joyce, L (1, 8) OBP: 0.333, SLG: 0.313	S S S 0-3 ② K 1-2			0-0 26 BB 9 1B 32 1B 1-2 1B		0-0 ① G4-3	S S S 0-3 ③ K			4	1	2	2	0	1	1
62 Ray Sadler, R (6, 9) OBP: 0.381, SLG: 0.737				0-0 2-H 3-H 2B						1	0	0	0	0	1	2
9 Shawn Riggans, R (1, 2) OBP: 0.263, SLG: 0.316	0-0 ③ G5-3			0-0 26 BB 32 1B 1-2 2-H 1B		0-0 1B		0-0 G4-3 2B		5	0	3	1	0	0	2
46 Joe Nelson, R (8, 1)				0-0 ③ F9						0	0	0	0	0	0	0
31 Lance Cormier, R (9, 1)										0	0	0	0	0	0	0
26 Gabe Gross, L (1, 9) OBP: 0.478, SLG: 0.444		0-0 ① G1-3		B B B B 4-0 32 1B 37 1B 1-2 2-3 BB	0-0 11 1B 32 SF8 2B	0-0 ② P3		0-0 ① G6-3		2	2	1	0	1	0	0
18 Ben Zobrist, S (6, PH) OBP: 0.417, SLG: 0.378										2	0	0	0	0	0	2
(6, 8)																
11 Morgan Ensberg, R (1, 5) OBP: 0.314, SLG: 0.273		0-0 ② G6-3		0-0 ① L6	0-0 19 CS 37 1B 2-3 1B	0-0 ③ F9		0-0 ② G4-3 2-3		4	0	1	0	0	0	4
Omar Luna, R (6, 5)										1	0	0	0	0	0	1
(7, 4)																
32 Chris Richard, L (1, 3) OBP: 0.333, SLG: 0.366		0-0 ③ G3-1		0-0 ② 37 1B 19 2B 1-3 2-H 3-H 1B	0-0 ① SF8 3-H		0-0 ① F8	0-0 ③ F9		4	1	1	2	0	0	1
37 Ray Olmedo, S (1, 6) OBP: 0.348, SLG: 0.333			0-0 24 G5-4-3 1B	0-0 19 2B 1-2 3-H 1B	0-0 19 CS 19 1B 1-2 1B		0-0 E6 24 1B 19 1B		0-0 ① F8	5	3	3	1	0	0	0
19 Scott Kazmir, L (1, 1) OBP: 0.500, SLG: 0.750		S S S 0-3 ① K	0-0 24 1B 19 1B 1-H 2-H 2B	B 2 SAFE X 1-0 ② 24 1B 1-H 2-3 1B		0-0 ② F8		0-0 ② G4-3		3	1	2	3	0	1	1
16 Willy Aybar, S (7, PH) OBP: 0.361, SLG: 0.406										1	0	0	0	0	0	1
44 Jason Isringhausen, R (7, 1)										0	0	0	0	0	0	0
Mayo Acosta, R (8, 2)										1	0	0	0	0	0	0
Inning Stats	R: 0 E: 0 K: 2 S: 7 H: 0 LOB: 1 BB: 1 P: 11	R: 0 E: 0 K: 0 S: 3 H: 0 LOB: 0 BB: 0 P: 3	R: 0 E: 0 K: 1 S: 5 H: 1 LOB: 0 BB: 0 P: 5	R: 8 E: 1 K: 0 S: 11 H: 8 LOB: 1 BB: 1 P: 15	R: 2 E: 0 K: 0 S: 7 H: 5 LOB: 2 BB: 0 P: 8	R: 0 E: 0 K: 0 S: 4 H: 1 LOB: 1 BB: 0 P: 4	R: 1 E: 1 K: 1 S: 8 H: 2 LOB: 2 BB: 0 P: 8	R: 0 E: 0 K: 0 S: 4 H: 1 LOB: 1 BB: 0 P: 4	R: 0 E: 0 K: 0 S: 3 H: 0 LOB: 0 BB: 0 P: 3	1B: 14 2B: 4 3B: 0 HR: 0 SF: 1 SAC: 0 DP: 1 HBP: 0						

	AB	43
	R	11
	H	18
	RBI	11
	BB	2
	SO	4
	LOB	19

WP: 0 PB: 1 SB: 0 CS: 2 PA: 46

PITCHER		IP	WLS	BF	H	R	ER	SO	BB	IBB	HBP	BLK	WP	HR	S	P	ERA	WHIP
61 Bronson Arroyo, R ERA: 5.95	(1, 1)	4.2	L	28	14	10	3	3	2	0	0	0	0	0	32	41	5.79	3.429
87 Pedro Viola, L ERA:	(5, 1)	1.1		5	1	0	0	0	0	0	0	0	0	0	5	5	0.00	0.750
45 Bill Bray, L ERA: 4.05	(7, 1)	1.0		6	2	1	0	1	0	0	0	0	0	0	8	8	0.00	2.000
53 Arthur Rhodes, L ERA: 5.63	(8, 1)	1.0		4	1	0	0	0	0	0	0	0	0	0	4	4	0.00	1.000
51 Jared Burton, R ERA: 3.97	(9, 1)	1.0		3	0	0	0	0	0	0	0	0	0	0	3	3	0.00	0.000

PITCHER	IP	WLS	BF	H	R	ER	SO	BB	IBB	HBP	BLK	WP	HR	S	P	ERA	WHIP

BOTTOM

Tampa Bay Rays @ Cincinnati Reds

Ed Smith Stadium, Sarasota, FL

Sun Mar 29 2009, 1:05 PM EDT

Att. 5,339 - Cloudy - 75 F

Batter	1	2	3	4	5	6	7	8	9	AB	R	H	RBI	BB	SO	LOB
3 Willy Taveras, R (1, 8) OBP: 0.395, SLG: 0.306	4 BB; 15 BB; 1B	F8		K			G6-3		K	3	0	1	0	0	1	2
30 Norris Hopper, R (7, 8) OBP: 0.195, SLG: 0.132										2	0	0	0	0	1	1
15 Jerry Hairston, R (1, 6) OBP: 0.250, SLG: 0.313	BBBB; 4 BB; 1-2; BB	K			F8		E5; FC6-4		K	2	0	0	0	1	1	0
7 Paul Janish, R (7, PH) (8, 6) OBP: 0.295, SLG: 0.439										2	0	0	0	0	1	1
19 Joey Votto, L (1, 3) OBP: 0.327, SLG: 0.511	L7	32 HR; 1B		G4-3			K			3	1	1	0	0	0	2
31 Jonny Gomes, R (7, 3) OBP: 0.295, SLG: 0.600				F9			FC6-4; 1-2f			1	0	0	0	0	1	1
4 Brandon Phillips, R (1, 4) OBP: 0.373, SLG: 0.400	BBBB; 1-2; 2-3; BB	F7		K			G4-3			2	0	0	0	1	0	1
Jeff Keppinger, R (7, 4) OBP: 0.161, SLG: 0.145										1	0	0	0	0	0	1
32 Jay Bruce, L (1, 9) OBP: 0.351, SLG: 0.510	K	1-H; HR		P3			E5; 29 HBP	K		3	1	1	2	0	2	3
50 Laynce Nix, L (7, 9) OBP: 0.292, SLG: 0.419										1	0	0	0	0	0	0
60 Adam Rosales, R (1, 5) OBP: 0.286, SLG: 0.349	F9	F7		P3			HBP; 1-2	P3		3	0	0	0	0	0	3
26 Wilkin Castillo, S (7, 5) OBP: 0.258, SLG: 0.267										1	0	0	0	0	0	0
21 Chris Dickerson, L (1, 7) OBP: 0.362, SLG: 0.472		55 G6-3; 1B		G4-3			K			3	0	1	0	0	0	0
9 Jacque Jones, L (7, 7) OBP: 0.146, SLG: 0.111										1	0	0	0	0	1	0
55 Ramon Hernandez, R (1, 2) OBP: 0.278, SLG: 0.412		G6-3; 1-2		61 SH2-3; HBP		HBP; 1-2			1B	1	0	0	0	0	0	1
29 Ryan Hanigan, R (6, 2) OBP: 0.447, SLG: 0.647										1	0	1	0	0	0	0
61 Bronson Arroyo, R (1, 1)		F8		SH2-3; 1-2			K		F9	1	0	0	0	0	0	1
87 Pedro Viola, R (5, 1)										0	0	0	0	0	0	0
80 Darnell McDonald, R (6, PH) OBP: 0.341, SLG: 0.537										1	0	0	0	0	1	2
45 Bill Bray, L (7, 1)										0	0	0	0	0	0	0
53 Arthur Rhodes, L (8, 1)										0	0	0	0	0	0	0
51 Jared Burton, R (9, 1)										0	0	0	0	0	0	0
Sean Henry, R (9, PH)										1	0	0	0	0	0	1
Inning Stats	R: 0 E: 0 K: 1 S: 6 H: 1 LOB: 3 BB: 2 P: 14	R: 0 E: 0 K: 0 S: 4 H: 1 LOB: 1 BB: 0 P: 4	R: 2 E: 0 K: 1 S: 8 H: 2 LOB: 0 BB: 0 P: 9	R: 0 E: 0 K: 1 S: 5 H: 0 LOB: 1 BB: 0 P: 6	R: 0 E: 0 K: 0 S: 3 H: 0 LOB: 0 BB: 0 P: 3	R: 0 E: 1 K: 2 S: 8 H: 0 LOB: 2 BB: 0 P: 9	R: 0 E: 1 K: 1 S: 6 H: 0 LOB: 1 BB: 0 P: 6	R: 0 E: 0 K: 1 S: 5 H: 0 LOB: 0 BB: 0 P: 5	R: 0 E: 0 K: 2 S: 8 H: 1 LOB: 1 BB: 0 P: 8	1B: 4 2B: 0 3B: 0 HR: 1 SF: 0 SAC: 1 DP: 0 HBP: 2							

livebaseballscorecards.com

AB	33
R	2
H	5
RBI	2
BB	2
SO	9
LOB	20

WP: 0 PB: 0 SB: 0 CS: 0 PA: 38

PITCHER		IP	WLS	BF	H	R	ER	SO	BB	IBB	HBP	BLK	WP	HR	S	P	ERA	WHIP
19 Scott Kazmir, L ERA: 4.5	(1, 1)	6.0	W	27	4	2	2	5	2	0	2	0	0	1	34	45	3.00	1.000
44 Jason Isringhausen, R ERA: 6.0	(7, 1)	1.0		4	0	0	0	1	0	0	0	0	0	0	6	6	0.00	0.000
46 Joe Nelson, R ERA: 9.39	(8, 1)	1.0		3	0	0	0	1	0	0	0	0	0	0	5	5	0.00	0.000
31 Lance Cormier, R ERA: 1.32	(9, 1)	1.0		4	1	0	0	2	0	0	0	0	0	0	8	8	0.00	1.000

PITCHER	IP	WLS	BF	H	R	ER	SO	BB	IBB	HBP	BLK	WP	HR	S	P	ERA	WHIP

Cincinnati Reds @ Pittsburgh Pirates

McKechnie Field, Bradenton, FL

Mon Mar 30 2009, 1:05 PM EDT

Att. 2,968 - Sunny - 74 F

TOP

livebaseballscorecards.com

Batter	1	2	3	4	5	6	7	8	9	AB	R	H	RBI	BB	SO	LOB
3 Willy Taveras, R (1, 8) OBP: 0.378, SLG: 0.289	F9		F9			F8	L3		1B	2	0	0	0	0	0	0
80 Darnell McDonald, R (6, PH) OBP: 0.340, SLG: 0.523							1-1		1-2	3	0	1	0	0	0	2
21 Chris Dickerson, L (1, 7) OBP: 0.350, SLG: 0.455	G4-3			F7		31 G3 60 2B 2B		31 G5-3 60 2B 1B	K	2	0	0	0	0	0	0
50 Laynce Nix, L (6, PH) OBP: 0.314, SLG: 0.457										3	2	2	0	0	1	2
19 Joey Votto, L (1, 3) OBP: 0.333, SLG: 0.500	BB			G4-3		G3 2-3		G5-3 1-2		1	0	0	0	1	0	0
31 Jonny Gomes, R (6, PH) OBP: 0.283, SLG: 0.571										2	0	0	0	0	0	2
4 Brandon Phillips, R (1, 4) OBP: 0.377, SLG: 0.404	F9			1B		2B 3-H		G6-3 2B 2-H		2	0	1	0	0	0	1
60 Adam Rosales, R (6, PH) OBP: 0.314, SLG: 0.422										2	0	2	2	0	0	0
32 Jay Bruce, L (1, 9) OBP: 0.339, SLG: 0.491		K		K		BB		G6-3 2-3		2	0	0	0	0	2	1
Chris Heisey, R (6, PH) OBP: 0.500, SLG: 1.000										1	0	0	0	1	0	1
Jeff Keppinger, R (1, 5) OBP: 0.155, SLG: 0.140		G6-3			G3-1	F9		G6-3		2	0	0	0	0	0	0
Neftali Soto, R (6, PH)										2	0	0	0	0	0	3
7 Paul Janish, R (1, 6) OBP: 0.304, SLG: 0.442		29 CS 1B			P2		F8		G5-3	2	0	1	0	0	0	0
Zack Cozart, R (6, 6) OBP: 0.400, SLG: 0.400										2	0	0	0	0	0	0
29 Ryan Hanigan, R (1, 2) OBP: 0.450, SLG: 0.629	CS 1-2		F9		BB		1B		80 1B 1B	1	0	0	0	1	0	0
26 Wilkin Castillo, S (6, 2) OBP: 0.303, SLG: 0.313										2	0	2	0	0	0	0
47 Johnny Cueto, R (1, 1)			G6-3		K		80 L3 1B 1-2		F8	2	0	0	0	0	1	1
25 David Weathers, R (6, 1)										0	0	0	0	0	0	0
Danny Dorn, L (7, PH) OBP: 0.500, SLG: 0.500										1	0	1	0	0	0	0
57 Mike Lincoln, R (7, 1)										0	0	0	0	0	0	0
48 Francisco Cordero, R (8, 1)										0	0	0	0	0	0	0
Kevyn Feiner, R (9, PH)										1	0	0	0	0	0	1
65 Josh Roenicke, R (9, 1)										0	0	0	0	0	0	0
52 Daniel Herrera, L (9, 1)										0	0	0	0	0	0	0

	AB	35
	R	2
	H	10
	RBI	2
	BB	3
	SO	4
	LOB	14

Inning Stats	1	2	3	4	5	6	7	8	9
	R: 0 E: 0 K: 0 S: 3	H: 0 LOB: 1 BB: 1 P: 7	R: 0 E: 0 K: 1 S: 5	H: 1 LOB: 0 BB: 0 P: 6	R: 0 E: 0 K: 0 S: 3	H: 0 LOB: 0 BB: 0 P: 3	R: 0 E: 0 K: 1 S: 6	H: 1 LOB: 1 BB: 0 P: 6	R: 0 E: 0 K: 1 S: 5	H: 0 LOB: 1 BB: 1 P: 9	R: 1 E: 0 K: 0 S: 5	H: 2 LOB: 2 BB: 1 P: 9	R: 0 E: 0 K: 0 S: 4	H: 2 LOB: 1 BB: 0 P: 4	R: 1 E: 0 K: 0 S: 5	H: 2 LOB: 1 BB: 0 P: 5	R: 0 E: 0 K: 1 S: 7	H: 2 LOB: 2 BB: 0 P: 7

1B: 7	SF: 0	WP: 0	PA: 39
2B: 4	SAC: 0	PB: 0	
3B: 0	DP: 1	SB: 0	
HR: 0	HBP: 0	CS: 1	

PITCHER		IP	WLS	BF	H	R	ER	SO	BB	IBB	HBP	BLK	WP	HR	S	P	ERA	WHIP
49 Ross Ohlendorf, R ERA: 0.87	(1, 1)	5.1		20	3	1	1	3	2	0	0	0	0	0	24	33	1.69	0.938
54 Denny Bautista, R ERA: 6.57	(6, 1)	1.2	B	8	3	0	0	0	1	0	0	0	0	0	7	11	0.00	2.400
43 Jesse Chavez, R ERA: 10.24	(8, 1)	1.0		5	2	1	1	0	0	0	0	0	0	0	5	5	9.00	2.000
Chris Bootcheck, R ERA: 4.26	(9, 1)	1.0	W	5	2	0	0	1	0	0	0	0	0	0	7	7	0.00	2.000

PITCHER		IP	WLS	BF	H	R	ER	SO	BB	IBB	HBP	BLK	WP	HR	S	P	ERA	WHIP

Batter	1	2	3	4	5	6	7	8	9	AB	R	H	RBI	BB	SO	LOB
13 Nate McLouth, L (1, 8) OBP: 0.411, SLG: 0.542	G4-3		1-0 12 FC5 1-2 HBP	L4			G4-3		0-0 37 S 35 1B 2-H 1B	2	0	0	0	0	0	3
68 Jeff Salazar, L (7, 8) OBP: 0.375, SLG: 0.542										2	1	1	1	0	0	0
12 Freddy Sanchez, R (1, 4) OBP: 0.340, SLG: 0.400	BB		FC5 1-2 2-3f		F9		G5-3		BB 1-2	2	0	0	0	1	0	2
37 Andy Phillips, R (7, 4) OBP: 0.474, SLG: 0.529										1	0	0	0	1	0	0
41 Ryan Doumit, S (1, 2) OBP: 0.345, SLG: 0.547	F9		K		2B			G4-3	1B 2-H	3	0	1	0	0	1	3
35 Jason Jaramillo, S (7, 2) OBP: 0.256, SLG: 0.194										2	0	1	1	0	0	0
16 Eric Hinske, L (1, 9) OBP: 0.400, SLG: 0.600	F7			25 F9 18 SF8 2B	P6			BB		3	1	1	0	0	0	2
James Boone, S (7, 9)										0	0	0	0	1	0	0
25 Adam LaRoche, L (1, 3) OBP: 0.266, SLG: 0.377		F9		F9 2-3	F7			F8		3	0	0	0	0	0	2
69 Garrett Jones, L (7, 3) OBP: 0.379, SLG: 0.588										1	0	0	0	0	0	1
18 Craig Monroe, R (1, 7) OBP: 0.294, SLG: 0.635		F9		SF8 3-H		F9		F9		3	0	0	1	0	0	1
5 Ramón Vázquez, L (1, 5) OBP: 0.296, SLG: 0.333		F8		49 BB 2 BB BB		F9			K	2	0	0	0	1	0	0
36 Luis Alfonso Cruz, R (7, 5) OBP: 0.233, SLG: 0.195										1	0	0	0	0	1	0
2 Jack Wilson, R (1, 6) OBP: 0.250, SLG: 0.211			K	49 BB 1-2 BB		G5-3			44 S 68 1B BB	2	0	0	0	1	1	0
Jose De Los Santos, R (7, 6)										0	1	0	0	1	0	0
49 Ross Ohlendorf, R (1, 1) OBP: 0.500, SLG: 0.333			12 FC5 13 HBP 1B	1-2 2-3 BB			F9		K 1-2	1	0	1	0	1	0	0
54 Denny Bautista, R (6, 1)										0	0	0	0	0	0	0
75 Erik Kratz, R (7, PH) OBP: 0.333, SLG: 0.400										1	0	0	0	0	0	0
43 Jesse Chavez, R (8, 1)										0	0	0	0	0	0	0
Chris Bootcheck, R (9, 1)										0	0	0	0	0	0	0
44 Brandon Moss, L (9, PH) OBP: 0.333, SLG: 0.375										1	0	0	0	0	1	1
Inning Stats	R: 0 E: 0 K: 0 S: 3 H: 0 LOB: 1 BB: 1 P: 7	R: 0 E: 0 K: 0 S: 3 H: 0 LOB: 0 BB: 0 P: 3	R: 0 E: 0 K: 2 S: 8 H: 1 LOB: 2 BB: 0 P: 9	R: 1 E: 0 K: 0 S: 4 H: 1 LOB: 3 BB: 3 P: 16	R: 0 E: 0 K: 0 S: 4 H: 1 LOB: 1 BB: 0 P: 4	R: 0 E: 0 K: 0 S: 3 H: 0 LOB: 0 BB: 0 P: 3	R: 0 E: 0 K: 0 S: 3 H: 0 LOB: 0 BB: 0 P: 3	R: 0 E: 0 K: 0 S: 3 H: 0 LOB: 1 BB: 1 P: 7	R: 2 E: 0 K: 2 S: 8 H: 2 LOB: 1 BB: 2 P: 16	1B: 3 2B: 2 3B: 0 HR: 0	SF: 1 SAC: 0 DP: 0 HBP: 1						

PITCHER		IP	WLS	BF	H	R	ER	SO	BB	IBB	HBP	BLK	WP	HR	S	P	ERA	WHIP
47 Johnny Cueto, R ERA: 1.57	(1, 1)	5.0		23	3	1	1	2	4	0	1	0	0	0	22	39	1.80	1.400
25 David Weathers, R ERA: 4.09	(6, 1)	1.0		3	0	0	0	0	0	0	0	0	0	0	3	3	0.00	0.000
57 Mike Lincoln, R ERA: 1.54	(7, 1)	1.0		3	0	0	0	0	0	0	0	0	0	0	3	3	0.00	0.000
48 Francisco Cordero, R ERA: 13.5	(8, 1)	1.0	H	4	0	0	0	0	1	0	0	0	0	0	3	7	0.00	1.000
65 Josh Roenicke, R ERA: 4.0	(9, 1)	0.2	L	5	1	2	2	2	2	0	0	0	0	0	7	15	27.00	4.500

PITCHER		IP	WLS	BF	H	R	ER	SO	BB	IBB	HBP	BLK	WP	HR	S	P	ERA	WHIP
52 Daniel Herrera, L ERA:	(9, 1)	0.0		1	1	0	0	0	0	0	0	0	0	0	1	1	∞	∞

BOTTOM

Cincinnati Reds @ Pittsburgh Pirates

McKechnie Field, Bradenton, FL

Mon Mar 30 2009, 1:05 PM EDT

Att. 2,968 - Sunny - 74 F

livebaseballscorecards.com

AB	30
R	3
H	5
RBI	3
BB	7
SO	4
LOB	15

1B: 3 SF: 1 WP: 0 PA: 39
2B: 2 SAC: 0 PB: 0
3B: 0 DP: 0 SB: 2
HR: 0 HBP: 1 CS: 0

Batter	1	2	3	4	5	6	7	8	9	AB	R	H	RBI	BB	SO	LOB
11 Brett Gardner, L (1, 8) OBP: 0.446, SLG: 0.644 Dan Brewer, R (7, PR) (7, 9)	x 0-0 33 L1-3 1B		B 1 SAFE x 1-0 ② 33 CS 1-2 1B		x 0-0 ② F7		x 0-0 E4 G3 33 E 1-3 3-H 1B		S S C 0-3 ① K	4 0 3 1 0 0 0 1 0 0 0 0 1 1						
33 Nick Swisher, S (1, 7) OBP: 0.381, SLG: 0.347 Eric Fryer, R (7, PR) OBP: 0.500, SLG: 0.500 (7, 7)	x 0-0 ①② L1-3 1-1		B 1-0 ③ CS 1-2	B B B 4-0 22 E 53 2B BB	S S S 0-3 ③ K		x 0-0 E1 G3 1-2 3-H		S S S 0-3 ② K	3 1 0 0 1 1 2 1 0 0 0 0 1 1						
25 Mark Teixeira, S (1, 3) OBP: 0.475, SLG: 0.667 Chris Malec, S (6, 3)	B B B B 4-0 BB			S S S 0-3 ① K		x 0-0 22 HBP 53 SF8 2B	x 0-0 ① G3 1-2 2-3		x 0-0 ③ G6-3	2 1 1 0 1 1 1 2 0 0 0 0 0 3						
20 Jorge Posada, S (1, 2) OBP: 0.370, SLG: 0.436 19 Kevin Cash, R (7, 2) OBP: 0.333, SLG: 0.462	x 0-0 ③ P6			S S S 0-3 ② K		B B B 4-0 53 SF8 22 HBP BB	S S C 0-3 ② K			3 0 0 0 1 2 5 0 0 0 0 0 0 0						
22 Xavier Nady, R (1, 10) OBP: 0.339, SLG: 0.500 Francisco Cervelli, R (6, PR) OBP: 0.214, SLG: 0.308 (6, 10)		S S S 0-3 ① K		x 0-0 E9 53 2B 1-3		H 1-0 12 G6-4-3 1-2 2-3 HBP	S S S 0-3 ③ K			2 1 0 0 0 1 1 1 0 0 0 0 1 3						
53 Melky Cabrera, S (1, 9) OBP: 0.415, SLG: 0.509 (7, 8) Taylor Grote, L (8, PH) (8, 8)		x 0-0 ② L7		x 0-0 12 1B 1-H 3-H 2B		x 0-0 ① SF8 2-3 3-H		x 0-0 ① G4-3		2 1 1 3 0 0 0 1 0 0 0 0 0 0						
12 Cody Ransom, R (1, 5) OBP: 0.315, SLG: 0.382 Mitch Hilligoss, L (7, 5)		S S S 0-3 ③ K		x 0-0 2-H 1B		x 0-0 ②③ G6-4-3 1-2f		x 0-0 ② G5-3		3 0 1 1 0 1 2 1 0 0 0 0 0 0						
14 Angel Berroa, R (1, 6) OBP: 0.390, SLG: 0.621		x 0-0 11 1B 1B	x 0-0 ③ F9				x 0-0 90 1B 11 1B 2B	x 0-0 ③ G6-3		4 1 2 0 0 0 1						
90 Ramiro Pena, S (1, 4) OBP: 0.359, SLG: 0.373		x 0-0 ① F9			x 0-0 ① G4-3		x 0-0 11 E 11 1B 33 E 2-3 1B		x 0-0 E7	4 1 1 0 0 0 1						
Inning Stats	R: 0 H: 1 E: 0 LOB: 1 K: 0 BB: 1 S: 3 P: 7	R: 0 H: 0 E: 0 LOB: 0 K: 2 BB: 0 S: 7 P: 7	R: 0 H: 2 E: 0 LOB: 0 K: 0 BB: 0 S: 3 P: 5	R: 3 H: 2 E: 1 LOB: 1 K: 2 BB: 1 S: 10 P: 14	R: 0 H: 0 E: 0 LOB: 0 K: 1 BB: 0 S: 5 P: 5	R: 1 H: 1 E: 0 LOB: 2 K: 0 BB: 1 S: 3 P: 8	R: 2 H: 3 E: 2 LOB: 3 K: 2 BB: 0 S: 11 P: 11	R: 0 H: 0 E: 0 LOB: 0 K: 0 BB: 0 S: 3 P: 3	R: 0 H: 0 E: 1 LOB: 1 K: 2 BB: 0 S: 8 P: 8	1B: 6 SF: 1 2B: 4 SAC: 0 3B: 0 DP: 2 HR: 0 HBP: 1						

TOP

New York Yankees @ Cincinnati Reds

Ed Smith Stadium, Sarasota, FL

Tue Mar 31 2009, 1:05 PM EDT

Att. 6,167 - Sunny - 81 F

livebaseballscorecards.com

AB	34
R	6
H	9
RBI	5
BB	3
SO	9
LOB	21

WP: 0 PA: 40
PB: 0
SB: 0
CS: 1

PITCHER		IP	WLS	BF	H	R	ER	SO	BB	IBB	HBP	BLK	WP	HR	S	P	ERA	WHIP
33 Micah Owings, R ERA: 1.52	(1, 1)	5.0	L	23	6	4	1	5	3	0	1	0	0	0	29	44	1.80	1.800
40 Nick Masset, R ERA: 5.03	(6, 1)	2.0		9	3	2	1	2	0	0	0	0	0	0	13	13	4.50	1.500
Josh Roenicke, R ERA: 3.6	(8, 1)	1.0		3	0	0	0	0	0	0	0	0	0	0	3	3	0.00	0.000
48 Francisco Cordero, R ERA: 12.1	(9, 1)	1.0		4	0	0	0	2	0	0	0	0	0	0	8	8	0.00	0.000

PITCHER	IP	WLS	BF	H	R	ER	SO	BB	IBB	HBP	BLK	WP	HR	S	P	ERA	WHIP

Batter	1	2	3	4	5	6	7	8	9	AB	R	H	RBI	BB	SO	LOB
3 Willy Taveras, R (1, 8) OBP: 0.340, SLG: 0.256	F7		B2		K		F7		K	5	0	0	0	0	2	1
21 Chris Dickerson, L (1, 7) OBP: 0.338, SLG: 0.450	2B		K			K 19	E3 19 2B		K 1-3	5	1	1	0	0	3	1
19 Joey Votto, L (1, 3) OBP: 0.379, SLG: 0.542	BB		1B			4 BB 32 1B BB	1-H 2B			2	1	2	1	2	0	0
4 Brandon Phillips, R (1, 4) OBP: 0.368, SLG: 0.380	P3		L8			32 1B 55 1B 1-2 BB	L5			3	1	0	0	1	0	4
32 Jay Bruce, L (1, 9) OBP: 0.349, SLG: 0.491	K			55 G4-6-3 1B		55 1B 1-2 2-H 1B		K		4	0	2	1	0	2	2
55 Ramon Hernandez, R (1, 2) OBP: 0.273, SLG: 0.381		K		G4-6-3 1-2f		1-2 2-H 1B		G5-3		4	0	1	1	0	1	1
28 Edwin Encarnación, R (1, 5) OBP: 0.194, SLG: 0.353 64 Chris Valaika, R (8, 5) OBP: 0.400, SLG: 0.684		L9		P4		F7		K		3 1	0 0	0 0	0 0	0 0	0 1	2 0
7 Paul Janish, R (1, 6) OBP: 0.280, SLG: 0.404		E9			P3	K			L4	4	0	0	0	0	1	2
33 Micah Owings, R (1, 1) OBP: 0.333, SLG: 0.667 40 Nick Masset, R (6, 1) 80 Darnell McDonald, R (7, PH) OBP: 0.333, SLG: 0.511 Josh Roenicke, R (8, 1) 48 Francisco Cordero, R (9, 1) 60 Adam Rosales, R (9, PH) OBP: 0.308, SLG: 0.413		K			G5-3		F7		E5 21 WP 21 DI	2 0 0 1 0 0 1	0 0 0 0 0 0 0	0 0 0 0 0 0 0	0 0 0 0 0 0 0	0 0 0 0 0 0 0	1 0 0 0 0 0 0	1 0 0 0 0 0 0
Inning Stats	R: 0 E: 0 K: 1 S: 6 H: 1 LOB: 2 BB: 1 P: 10	R: 0 E: 1 K: 2 S: 8 H: 0 LOB: 1 BB: 0 P: 8	R: 0 E: 0 K: 1 S: 6 H: 1 LOB: 1 BB: 0 P: 6	R: 0 E: 0 K: 0 S: 3 H: 1 LOB: 0 BB: 0 P: 3	R: 0 E: 0 K: 1 S: 5 H: 0 LOB: 0 BB: 0 P: 5	R: 2 E: 0 K: 2 S: 9 H: 2 LOB: 2 BB: 2 P: 17	R: 1 E: 1 K: 0 S: 5 H: 1 LOB: 1 BB: 0 P: 5	R: 0 E: 0 K: 2 S: 7 H: 0 LOB: 0 BB: 0 P: 7	R: 0 E: 1 K: 2 S: 8 H: 0 LOB: 1 BB: 0 P: 8	1B: 4 2B: 2 3B: 0 HR: 0	SF: 0 SAC: 0 DP: 1 HBP: 0						

PITCHER		IP	WLS	BF	H	R	ER	SO	BB	IBB	HBP	BLK	WP	HR	S	P	ERA	WHIP
62 Joba Chamberlain, R ERA: 3.6	(1, 1)	5.1	W	24	5	2	2	6	3	0	0	0	0	0	33	45	3.38	1.500
38 Brian Bruney, R ERA: 6.3	(6, 1)	0.2	H	2	0	0	0	1	0	0	0	0	0	0	4	4	0.00	0.000
36 Edwar Ramirez, R ERA: 1.0	(7, 1)	1.0		5	1	1	0	0	0	0	0	0	0	0	5	5	0.00	1.000
48 Phil Coke, L ERA: 1.42	(8, 1)	1.0	H	3	0	0	0	2	0	0	0	0	0	0	7	7	0.00	0.000
Dan Giese, R ERA: 6.48	(9, 1)	1.0	S	4	0	0	0	2	0	0	0	0	1	0	8	8	0.00	0.000

PITCHER	IP	WLS	BF	H	R	ER	SO	BB	IBB	HBP	BLK	WP	HR	S	P	ERA	WHIP

BOTTOM

New York Yankees @ Cincinnati Reds

Ed Smith Stadium, Sarasota, FL

Tue Mar 31 2009, 1:05 PM EDT

Att. 6,167 - Sunny - 81 F

livebaseballscorecards.com

AB	35
R	3
H	6
RBI	3
BB	3
SO	11
LOB	14

WP: 1	PA: 38		
PB: 0			
SB: 0			
CS: 0			

Batter	1	2	3	4	5	6	7	8	9	AB	R	H	RBI	BB	SO	LOB
80 Darnell McDonald, R (1, 8) OBP: 0.333, SLG: 0.500 Adam Greenberg, L (7, 8)	X 0-0 ① G5-3		X 0-0 ③ G5-3		X 0-0 60 1B 2-3 1B			S C S 0-3 ① K		3 0 1 0 0 0 1 1 0 0 0 0 1 0						
60 Adam Rosales, R (1, 3) OBP: 0.339, SLG: 0.490	X 0-0 ② G5-3			B S X 1-1 HR	X 0-0 1-2 3-H 1B			H 1-0 S HBP		3 1 2 2 0 0 0						
50 Laynce Nix, L (1, 9) OBP: 0.291, SLG: 0.420	S S S 0-3 ③ K			X 0-0 ① G4-3	X 0-0 ③ F8			X 0-0 ② L7		4 0 0 0 0 1 3						
31 Jonny Gomes, R (1, 7) OBP: 0.286, SLG: 0.545 Shaun Cumberland, L (7, 7)		X 0-0 ① F9		H 1-0 28 2B HBP		X 0-0 ① F9		B X 1-0 ③ L6 1-2		2 0 0 0 0 0 0 1 0 0 0 0 0 1						
28 Edwin Encarnación, R (1, 5) OBP: 0.200, SLG: 0.368		S S S 0-3 ② K		B 1 SAFE X 1-0 ② 1-2 2B		X 0-0 ② F9			C C C 0-3 ① K	4 0 1 0 0 2 0						
64 Chris Valaika, R (1, 4) OBP: 0.348, SLG: 0.591 69 Luis Bolivar, R (7, 4) OBP: 0.316, SLG: 0.333		X 0-0 ③ G4-3		X 0-0 ③ G6-3		X 0-0 ③ G5-3			X 0-0 ② G6-3	3 0 0 0 0 0 1 1 0 0 0 0 0 0						
7 Paul Janish, R (1, 6) OBP: 0.269, SLG: 0.388 Eric Eymann, R (7, PH) (7, 6)			S S S 0-3 ① K		C C C 0-3 ① K		X 0-0 ① L5		X 0-0 ③ F8	2 0 0 0 0 2 0 2 0 0 0 0 0 0						
29 Ryan Hanigan, R (1, 2) OBP: 0.429, SLG: 0.595 26 Wilkin Castillo, S (7, PH) OBP: 0.294, SLG: 0.303 (7, 2)			X 0-0 ② G5-3		X 0-0 ② G6-3		X 0-0 ② P5			2 0 0 0 0 0 0 1 0 0 0 0 0 0						
34 Homer Bailey, R (1, 1) OBP: 0.667, SLG: 1.000 81 Chris Kroski, L (7, PH) OBP: 0.300, SLG: 0.333 57 Mike Lincoln, R (7, 1) 45 Bill Bray, L (8, 1) 51 Jared Burton, R (8, 1)			X 0-0 1B		X 0-0 80 1B 60 1B 2B		S S S 0-3 ③ K			2 1 2 0 0 0 0 1 0 0 0 0 1 0 0 0 0 0 0 0 0 0 0 0 0 0 0 0 0 0 0 0 0 0 0						
Inning Stats	R: 0 E: 0 K: 1 S: 5 H: 0 LOB: 0 BB: 0 P: 5	R: 0 E: 0 K: 1 S: 5 H: 0 LOB: 0 BB: 0 P: 5	R: 0 E: 0 K: 1 S: 6 H: 1 LOB: 1 BB: 0 P: 6	R: 1 E: 0 K: 0 S: 5 H: 2 LOB: 1 BB: 0 P: 8	R: 1 E: 0 K: 1 S: 8 H: 3 LOB: 2 BB: 0 P: 8	R: 0 E: 0 K: 0 S: 3 H: 0 LOB: 0 BB: 0 P: 3	R: 0 E: 0 K: 1 S: 5 H: 0 LOB: 0 BB: 0 P: 5	R: 0 E: 0 K: 1 S: 5 H: 0 LOB: 1 BB: 0 P: 7	R: 0 E: 0 K: 1 S: 5 H: 0 LOB: 0 BB: 0 P: 5	1B: 3 2B: 2 3B: 0 HR: 1	SF: 0 SAC: 0 DP: 0 HBP: 2						

PITCHER	IP	WLS	BF	H	R	ER	SO	BB	IBB	HBP	BLK	WP	HR	S	P	ERA	WHIP
44 Roy Oswalt, R (1, 1) ERA: 4.15	4.0		15	3	1	1	3	0	0	1	0	0	1	21	24	2.25	0.750
48 Tim Byrdak, L (5, 1) ERA: 5.02	2.0		9	3	1	1	1	0	0	0	0	0	0	11	11	4.50	1.500
47 Jose Valverde, R (7, 1) ERA: 3.0	1.0	W	3	0	0	0	1	0	0	0	0	0	0	5	5	0.00	0.000
26 Doug Brocail, R (8, 1) ERA: 3.0	1.0	H	4	0	0	0	1	0	0	1	0	0	0	5	7	0.00	0.000
29 Geoff Geary, R (9, 1) ERA: 4.5	1.0		3	0	0	0	1	0	0	0	0	0	0	5	5	0.00	0.000

PITCHER	IP	WLS	BF	H	R	ER	SO	BB	IBB	HBP	BLK	WP	HR	S	P	ERA	WHIP

TOP

Cincinnati Reds @ Houston Astros

Osceola County Stadium, Kissimmee, FL

Wed Apr 01 2009, 1:05 PM EDT
Att. 2,390 - Partly Cloudy - 81 F

livebaseballscorecards.com

AB	32
R	2
H	6
RBI	2
BB	0
SO	7
LOB	6

WP: 0 PA: 34
PB: 0
SB: 1
CS: 0

BOTTOM

Batter	1	2	3	4	5	6	7	8	9	AB	R	H	RBI	BB	SO	LOB
3 Kazuo Matsui, S (1, 4) OBP: 0.224, SLG: 0.270	F9		77 S 1B 3-H		K		G6-3			3	0	1	1	0	1	2
55 Humberto Quintero, R (6, 2) OBP: 0.125, SLG: 0.225										1	0	0	0	0	0	0
77 Ivan Rodriguez, R (1, 2) OBP: 0.292, SLG: 0.522	G4-3		F9 1-2			G6-3		F9		2	0	0	0	0	0	1
8 Jeff Keppinger, R (6, 4) OBP: 0.150, SLG: 0.136										2	0	0	0	0	0	0
10 Miguel Tejada, R (1, 6) OBP: 0.308, SLG: 0.479	K			F8		F9		2 1B E 1B		3	0	0	0	0	1	0
89 Jason Smith, L (7, 6) OBP: 0.403, SLG: 0.525										1	1	1	0	0	0	0
45 Carlos Lee, R (1, 7) OBP: 0.295, SLG: 0.300		F9		P3		HR		FC5-4 1-2		2	0	0	0	0	0	0
48 Tim Byrdak, L (5, 1)								1B		0	0	0	0	0	0	0
2 Darin Erstad, L (6, PH) (7, 3) OBP: 0.355, SLG: 0.421										2	1	2	1	0	0	0
27 Geoff Blum, S (1, 3) OBP: 0.221, SLG: 0.258		F9		K		P5		FC5-4 1-2f 2-H		3	0	0	0	0	1	0
47 Jose Valverde, R (7, 1)								9 E		0	0	0	0	0	0	0
26 Doug Brocail, L (8, 1)										0	0	0	0	0	0	0
John Gall, R (8, PH) OBP: 0.414, SLG: 0.423										1	1	0	0	0	0	1
29 Geoff Geary, R (9, 1)										0	0	0	0	0	0	0
4 Jason Michaels, R (1, 9) OBP: 0.277, SLG: 0.400		K			21 BB S 1B		K	E5 21 1B 2-H		2	0	1	0	0	1	0
9 Hunter Pence, R (7, 9) OBP: 0.372, SLG: 0.472								1B		2	1	1	0	0	1	0
21 Michael Bourn, L (1, 8) OBP: 0.330, SLG: 0.341			65 S 3 1B 2B		BB 1-2		65 3B 1B	65 2B 2-H 1B		3	2	3	1	1	0	0
65 Chris Johnson, R (1, 5) OBP: 0.323, SLG: 0.415			K 2-3		K		SF8 1-H 3B	1-3 2B		4	1	2	1	0	2	3
44 Roy Oswalt, R (1, 1)										1	0	0	0	0	1	1
Reggie Abercrombie, R (5, 7) OBP: 0.354, SLG: 0.432					K 1-2 2-3		SF8 3-H	G5-3		2	0	0	1	0	1	4
Inning Stats	R: 0 E: 0 K: 1 S: 5 H: 0 LOB: 0 BB: 0 P: 5	R: 0 E: 0 K: 1 S: 5 H: 0 LOB: 0 BB: 0 P: 5	R: 1 E: 0 K: 2 S: 9 H: 2 LOB: 1 BB: 0 P: 10	R: 0 E: 0 K: 1 S: 5 H: 0 LOB: 0 BB: 0 P: 5	R: 0 E: 0 K: 3 S: 10 H: 1 LOB: 2 BB: 1 P: 14	R: 1 E: 0 K: 0 S: 6 H: 1 LOB: 0 BB: 0 P: 8	R: 2 E: 0 K: 1 S: 7 H: 2 LOB: 0 BB: 0 P: 7	R: 3 E: 2 K: 0 S: 8 H: 5 LOB: 2 BB: 0 P: 8		1B: 7 2B: 2 3B: 1 HR: 1	SF: 1 SAC: 0 DP: 0 HBP: 0						

PITCHER		IP	WLS	BF	H	R	ER	SO	BB	IBB	HBP	BLK	WP	HR	S	P	ERA	WHIP
34 Homer Bailey, R ERA: 2.61	(1, 1)	6.0		23	4	2	2	8	1	0	0	0	0	1	40	47	3.00	0.833
57 Mike Lincoln, R ERA: 2.84	(7, 1)	1.0	L	5	2	2	2	1	0	0	0	0	0	0	7	7	18.00	2.000
45 Bill Bray, L ERA: 6.43	(8, 1)	0.1		3	2	2	2	0	0	0	0	0	0	0	3	3	54.00	6.000
51 Jared Burton, R ERA: 4.5	(8, 1)	0.2		5	3	1	1	0	0	0	0	0	0	0	5	5	13.50	4.500

PITCHER	IP	WLS	BF	H	R	ER	SO	BB	IBB	HBP	BLK	WP	HR	S	P	ERA	WHIP

Cincinnati Reds @ Houston Astros

Osceola County Stadium, Kissimmee, FL

Wed Apr 01 2009, 1:05 PM EDT

Att. 2,390 - Partly Cloudy - 81 F

livebaseballscorecards.com

AB	34
R	7
H	11
RBI	5
BB	1
SO	9
LOB	12

1B: 7	SF: 1	WP: 0	PA: 36
2B: 2	SAC: 0	PB: 0	
3B: 1	DP: 0	SB: 4	
HR: 1	HBP: 0	CS: 0	

Batter	1	2	3	4	5	6	7	8	9	AB	R	H	RBI	BB	SO	LOB
3 Nyjer Morgan, L (1, 8) OBP: 0.287, SLG: 0.342 Alex Presley, L (7, 8)	S S S 0-3 ① K		B B B 4-0 5 CS BB	X 0-0 1-3 3-H 2B		X 0-0 ① FC1-2 5 G4-3 1-2 3-H		S S S 0-3 ① K		3 0 1 1 1 1 2 1 0 0 0 0 1 0						
5 Ramón Vázquez, L (1, 4) OBP: 0.306, SLG: 0.333 70 Pedro Lopez, R (7, 4) OBP: 0.167, SLG: 0.167	X 0-0 41 FC4-6 1B		S S S 0-3 ① ② K 1-2	X 0-0 ③ P6		X 0-0 ② G4-3 1-2 2-3		X 0-0 35 BLK 1B 1B		4 0 1 0 0 1 5 1 1 1 0 0 0 0						
41 Ryan Doumit, S (1, 2) OBP: 0.323, SLG: 0.492 35 Jason Jaramillo, S (7, 2) OBP: 0.289, SLG: 0.179	X 0-0 ② FC4-6 1-2f		X 0-0 ③ G6-3		X 0-0 E5 16 FC1-6-5	X 0-0 ③ F8		X 0-0 ② P4 1-2		4 0 0 0 0 0 3 1 0 0 0 0 0 1						
16 Eric Hinske, L (1, 3) OBP: 0.368, SLG: 0.500 Kent Sakamoto, R (7, 3) OBP: 1.000, SLG: 1.000	S S S 0-3 ③ K			B B B 4-0 18 FC5-4 BB	X 0-0 ① FC1-6-5 18 1B 2-3		X 0-0 18 HR 1B	X 0-0 2-H 1B		3 1 1 0 1 1 2 1 0 1 1 0 0 0						
18 Craig Monroe, R (1, 7) OBP: 0.315, SLG: 0.676 Jonel Pacheco, R (7, 7)		X 0-0 ① G6-3		X 0-0 ① FC5-4 44 2B 15 1B 1-2f	X 0-0 1-2 1B		B X 1-0 1-H HR	S S S 0-3 ③ K		4 2 2 2 0 0 1 1 0 0 0 0 1 1						
44 Brandon Moss, L (1, 10) OBP: 0.309, SLG: 0.360 Elevys Gonzalez, S (9, PH) (9, 10)		X 0-0 15 WP 1B		X 0-0 15 1B 36 E 1-3 2B	X 0-0 ② F8		X 0-0 ① L9		X 0-0 ① G6-3	4 1 2 0 0 0 2 1 0 0 0 0 0 0						
15 Andy LaRoche, R (1, 5) OBP: 0.460, SLG: 0.480 71 Anderson Machado, S (4, 5) OBP: 0.286, SLG: 0.300		B B B 4-0 1-2 BB		X 0-0 36 E 3 2B 2-3 3-H 1B	X 0-0 ③ F8		X 0-0 36 G3-1 2B		S S S 0-3 ② K	1 1 1 1 1 0 0 3 0 1 0 0 1 2						
36 Luis Alfonso Cruz, R (1, 6) OBP: 0.220, SLG: 0.208 Brian Friday, R (8, 6)		X 0-0 ② P5		X 0-0 E5 3 2B 1-3 3-H		X 0-0 E 3 FC1-2 2B	X 0-0 ② G3-1 2-3		S S S 0-3 ③ K	4 0 1 1 0 0 4 1 0 0 0 0 1 0						
Larry Broadway, L (1, 9)		X 0-0 ③ G3		C C C 0-3 ② K		X 0-0 E3 5 G4-3 3 FC1-2 2-3	S S S 0-3 ③ K			4 0 0 0 0 2 6						
Inning Stats	R: 0 H: 1 E: 0 LOB: 1 K: 2 BB: 0 S: 8 P: 8	R: 0 H: 1 E: 0 LOB: 2 K: 0 BB: 1 S: 4 P: 8	R: 0 H: 0 E: 0 LOB: 0 K: 1 BB: 1 S: 4 P: 8	R: 3 H: 3 E: 1 LOB: 2 K: 1 BB: 1 S: 9 P: 13	R: 0 H: 1 E: 1 LOB: 2 K: 0 BB: 0 S: 5 P: 5	R: 0 H: 1 E: 1 LOB: 2 K: 0 BB: 0 S: 5 P: 5	R: 2 H: 3 E: 0 LOB: 1 K: 1 BB: 0 S: 8 P: 9	R: 1 H: 2 E: 0 LOB: 1 K: 2 BB: 0 S: 9 P: 9	R: 0 H: 0 E: 0 LOB: 0 K: 2 BB: 0 S: 7 P: 7	1B: 7 SF: 0 2B: 5 SAC: 0 3B: 0 DP: 1 HR: 1 HBP: 0						

TOP

Pittsburgh Pirates @ Cincinnati Reds

Ed Smith Stadium, Sarasota, FL

Thu Apr 02 2009, 1:05 PM EDT

Att. 2,935 - Sunny - 81 F

livebaseballscorecards.com

AB	41
R	6
H	12
RBI	6
BB	3
SO	9
LOB	29

WP: 1 PA: 44
PB: 0
SB: 0
CS: 1

PITCHER		IP	WLS	BF	H	R	ER	SO	BB	IBB	HBP	BLK	WP	HR	S	P	ERA	WHIP
36 Edinson Volquez, R ERA: 1.19	(1, 1)	3.2		19	5	3	2	4	3	0	0	0	1	0	24	36	4.91	2.182
52 Daniel Herrera, L ERA:	(4, 1)	1.1	H	6	1	0	0	0	0	0	0	0	0	0	6	6	0.00	0.750
Derrik Lutz, R ERA: 13.5	(6, 1)	1.1	B	9	4	2	2	0	0	0	0	0	0	1	9	10	13.50	3.000
40 Nick Masset, R ERA: 5.06	(7, 1)	1.2	L	7	2	1	1	3	0	0	0	1	0	0	13	13	5.40	1.200
86 James Avery, R ERA: 2.25	(9, 1)	1.0		3	0	0	0	2	0	0	0	0	0	0	7	7	0.00	0.000

PITCHER	IP	WLS	BF	H	R	ER	SO	BB	IBB	HBP	BLK	WP	HR	S	P	ERA	WHIP

BOTTOM

Pittsburgh Pirates @ Cincinnati Reds

Ed Smith Stadium, Sarasota, FL

Thu Apr 02 2009, 1:05 PM EDT

Att. 2,935 - Sunny - 81 F

livebaseballscorecards.com

Batter	1	2	3	4	5	6	7	8	9	AB	R	H	RBI	BB	SO	LOB
3 Willy Taveras, R (1, 8) OBP: 0.365, SLG: 0.273	BBBB 4-0 19 1B 21 BB BB	X 0-0 21 1B 21 E 19 1B 1B		SSS 0-3 ① K		X 0-0 60 BB 31 1B 1B	X 0-0 ③ FC6-4 1-2f			1	1	1	0	1	0	0
50 Laynce Nix, L (4, 8) OBP: 0.293, SLG: 0.415										3	0	1	0	0	1	3
21 Chris Dickerson, L (1, 7) OBP: 0.368, SLG: 0.468	BBBB 4-0 19 1B 4 2B 1-2 BB	1 SAFE X 0-0 19 1B 1-3 1B		X 0-0 19 FC4-6 1-2 1B		X 0-0 60 BB 1-2 1B		H 1-0 26 CS HBP		2	1	2	0	1	0	0
31 Jonny Gomes, R (6, 7) OBP: 0.314, SLG: 0.556										1	0	1	0	0	0	0
Michael Griffin, R (8, PR) (9, 7)										0	0	0	0	0	0	0
19 Joey Votto, L (1, 3) OBP: 0.393, SLG: 0.549	X 0-0 ① 4 2B 32 G3-1 1-2 2-3 1B	X 0-0 4 CS 1-2 3-H 1B		X 0-0 ② FC4-6 4 FC6-4 1-2f 2-3		BBBB 4-0 1-2 2-3 BB		X 0-0 ① F9		3	1	2	1	0	0	2
60 Adam Rosales, R (6, 3) OBP: 0.345, SLG: 0.480										1	0	0	0	1	0	1
4 Brandon Phillips, R (1, 4) OBP: 0.367, SLG: 0.396	X 0-0 32 G3-1 28 1B 1-3 2-H 2B	CCC 0-3 ②③ K 1-2		X 0-0 ③ FC6-4 1-2f		X 0-0 ③ P6		CSS 0-3 ②③ K 1-2		3	1	1	1	0	1	4
26 Wilkin Castillo, S (6, 4) OBP: 0.278, SLG: 0.286										2	0	0	0	0	1	4
32 Jay Bruce, L (1, 9) OBP: 0.348, SLG: 0.483	X 0-0 ② G3-1 2-3 3-H		SSS 0-3 ① K		X 0-0 28 CS 1B		X 0-0 ① F9		X 0-0 ① G6-3	3	0	1	1	0	1	1
80 Darnell McDonald, R (6, 9) OBP: 0.321, SLG: 0.480										2	0	0	0	0	0	0
28 Edwin Encarnación, R (1, 5) OBP: 0.222, SLG: 0.372	X 0-0 55 S 3-H 1B	SSS 0-3 ② K		CX 0-1 ①② G5-3 1-2		X 0-0 7 1B 29 1B 1B		X 0-0 ② F8		5	1	2	1	0	1	1
55 Ramon Hernandez, R (1, 2) OBP: 0.280, SLG: 0.348	BBBB 4-0 1-2 BB	X 0-0 E5		X 0-0 ③ G5-3			SSS 0-3 ② K	CCC 0-3 ③ K		2	0	0	0	1	0	0
Derrik Lutz, R (6, 1) 40 Nick Masset, R (7, 1) 86 James Avery, R (9, 1) Drew Anderson, L (9, PH)										0	0	0	0	0	0	0
										1	0	0	0	0	1	1
										0	0	0	0	0	0	0
										1	0	0	0	0	1	0
15 Jerry Hairston, R (1, 6) OBP: 0.227, SLG: 0.278	X 0-0 ③ F7	X 0-0 ③ F8				X 0-0 ① P4	X 0-0 29 1B 1-3 1B			2	0	0	0	0	0	3
7 Paul Janish, R (6, 6) OBP: 0.278, SLG: 0.392										2	0	1	0	0	0	0
36 Edinson Volquez, R (1, 1)		X 0-0 ① G6-3		X 0-0 19 FC4-6 21 1B 1B		X 0-0 ② G4-3	X 0-0 50 FC6-4 1-2 3-H 1B			1	0	0	0	0	0	0
52 Daniel Herrera, L (4, 1) OBP: 1.000, SLG: 1.000										1	0	1	0	0	0	0
29 Ryan Hanigan, R (6, 2) OBP: 0.432, SLG: 0.590										2	0	1	1	0	0	0
Inning Stats	R: 3 E: 0 K: 0 S: 5 H: 3 LOB: 2 BB: 3 P: 17	R: 1 E: 1 K: 1 S: 7 H: 3 LOB: 1 BB: 0 P: 7	R: 0 E: 1 K: 2 S: 8 H: 0 LOB: 1 BB: 0 P: 8	R: 0 E: 0 K: 1 S: 7 H: 2 LOB: 2 BB: 0 P: 7	R: 0 E: 0 K: 0 S: 4 H: 1 LOB: 0 BB: 0 P: 4	R: 0 E: 0 K: 0 S: 5 H: 2 LOB: 3 BB: 1 P: 9	R: 1 E: 0 K: 1 S: 8 H: 3 LOB: 2 BB: 0 P: 8	R: 0 E: 0 K: 1 S: 4 H: 0 LOB: 1 BB: 0 P: 5	R: 0 E: 0 K: 1 S: 5 H: 0 LOB: 0 BB: 0 P: 5	1B: 13 2B: 1 3B: 0 HR: 0 SF: 0 SAC: 0 DP: 0 HBP: 1						

AB	38
R	5
H	14
RBI	5
BB	4
SO	7
LOB	20

WP: 0 PB: 0 SB: 1 CS: 3 PA: 43

PITCHER		IP	WLS	BF	H	R	ER	SO	BB	IBB	HBP	BLK	WP	HR	S	P	ERA	WHIP
43 Jesse Chavez, R ERA: 11.45	(1, 1)	1.0		8	3	3	3	0	3	0	0	0	0	0	5	17	27.00	6.000
38 Craig Hansen, R ERA: 4.11	(2, 1)	2.0		9	3	1	1	3	0	0	0	0	0	0	15	15	4.50	1.500
55 Matt Capps, R ERA: 6.35	(4, 1)	1.0		5	2	0	0	1	0	0	0	0	0	0	7	7	0.00	2.000
34 John Grabow, L ERA: 3.0	(5, 1)	1.0		3	1	0	0	0	0	0	0	0	0	0	4	4	0.00	1.000
30 Tyler Yates, R ERA: 2.08	(6, 1)	1.0		6	2	0	0	0	1	0	0	0	0	0	5	9	0.00	3.000

PITCHER		IP	WLS	BF	H	R	ER	SO	BB	IBB	HBP	BLK	WP	HR	S	P	ERA	WHIP
Eric Krebs, R ERA: 9.0	(7, 1)	1.0	W	6	3	1	1	1	0	0	0	0	0	0	8	8	9.00	3.000
Harrison Bishop, R ERA:	(8, 1)	1.0	H	3	0	0	0	1	0	0	1	0	0	0	4	5	0.00	0.000
Lincoln Holdzkom, R ERA:	(9, 1)	1.0	S	3	0	0	0	1	0	0	0	0	0	0	5	5	0.00	0.000

Batter	1	2	3	4	5	6	7	8	9	AB	R	H	RBI	BB	SO	LOB
7 José Reyes, S (1, 6) OBP: 0.400, SLG: 0.250	C X 0-1 28 G6-3 28 S 1B		B C B B X 3-1 ① F7	X 0-0 ① L9	B C B B B 4-1 28 G3-1 1-2 2-3 BB		C B X 1-2 ③ G1-3		4	0	1	0	1	0	0
28 Daniel Murphy, L (1, 7) OBP: 0.200, SLG: 0.800 75 Francisco Rodríguez, R (9, 1)	B B X 2-0 ① G6-3 1-3		B F X 1-1 ② L7	C C F B B F F X 3-2 HR	B C S X 1-2 ② G3-1 1-2 2-3 3-H				B B C T F F F B C 3-3 ① K	5 0	1 0	1 0	2 0	0 0	1 0	3 0
5 David Wright, R (1, 5) OBP: 0.600, SLG: 0.333	C B F S 1-3 ② K		S B B B X 3-1 ③ F9		B B C B X 3-1 21 1B 15 1B 1B	D B F B C D 4-2 BB			C B B B B C B 4-2 21 CS BB	3	0	1	0	2	1	1
21 Carlos Delgado, L (1, 3) OBP: 0.600, SLG: 0.500	C B C B B B 4-2 BB			B C X 1-1 ① G3-1	1 SAFE B B X 2-0 15 1B 1-2 1B	X 0-0 ③ F8			C 1 SAFE B S X 1-2 ② 1-2 1B	4	0	2	0	1	0	3
15 Carlos Beltrán, S (1, 8) OBP: 0.400, SLG: 0.250	C B X 1-1 ③ F8			C B B T B F B 4-2 23 F8 19 1B BB	B C B X 2-1 ② 1-2 2-H 1B		C X 0-1 ① F8		X 0-0 ③ F7	4	0	1	0	1	0	3
19 Ryan Church, L (1, 9) OBP: 0.500, SLG: 0.500		C B B X 1-2 23 S 1B	F B 1 SAFE C B F X 1-2 2-2 23 E 1B		F F B B F B X 3-2 ③ L4		C C X 0-2 ② G4-3			4	0	2	0	0	0	2
23 Brian Schneider, L (1, 2)		B C B 1 SAFE B T F X 3-2 ① 1-2 F7	B F B X 2-1 ② 1-2 2-3 F8			C F B X 1-2 ① G2-3	C C X 0-2 ③ L4			4	0	0	0	0	0	3
1 Luis Castillo, S (1, 4) OBP: 0.500, SLG: 0.667		F B C B C 2-3 ② K		I I I I 4-0 IBB		B C B C B X 3-2 7 BB 28 G3-1 2B		B X 1-0 ① B5-3		3	1	1	0	1	1	1
57 Johan Santana, L (1, 1) 50 Sean Green, R (6, 1) 9 Marlon Anderson, L (8, PH) 22 J.J. Putz, R (8, 1) 18 Jeremy Reed, L (9, 7)		B C B B B C X 3-2 ③ G6-3		B C F F F F B X 2-2 ③ F8		B B B C B 4-1 28 G3-1 7 BB BB		C X 0-1 ② G3-1		2 0 1 0 0	0 0 0 0 0	0 0 0 0 0	0 0 0 0 0	1 0 0 0 0	0 0 0 0 0	4 0 0 0 0
Inning Stats	R: 0 H: 1 E: 0 LOB: 2 K: 1 BB: 1 S: 10 P: 18	R: 0 H: 1 E: 0 LOB: 1 K: 1 BB: 0 S: 13 P: 22	R: 0 H: 0 E: 0 LOB: 0 K: 0 BB: 0 S: 6 P: 13	R: 0 H: 1 E: 1 LOB: 3 K: 0 BB: 2 S: 17 P: 32	R: 1 H: 4 E: 0 LOB: 2 K: 0 BB: 0 S: 16 P: 29	R: 1 H: 1 E: 0 LOB: 3 K: 0 BB: 3 S: 14 P: 31	R: 0 H: 0 E: 0 LOB: 0 K: 0 BB: 0 S: 8 P: 8	R: 0 H: 0 E: 0 LOB: 0 K: 0 BB: 0 S: 6 P: 8	R: 0 H: 1 E: 0 LOB: 1 K: 1 BB: 1 S: 12 P: 20	1B: 7 2B: 1 3B: 0 HR: 1	SF: 0 SAC: 0 DP: 0 HBP: 0					

TOP

New York Mets @ Cincinnati Reds

Great American Ball Park, Cincinnati, OH

Mon Apr 06 2009, 1:10 PM EDT

Att. 42,177 - Overcast - 37 F

livebaseballscorecards.com

AB	34
R	2
H	9
RBI	2
BB	7
SO	3
LOB	20

WP: 0 PB: 0 SB: 2 CS: 1 PA: 41

PITCHER		IP	WLS	BF	H	R	ER	SO	BB	IBB	HBP	BLK	WP	HR	S	P	ERA	WHIP
39 Aaron Harang, R ERA: 1.8	(1, 1)	5.0	L	24	7	1	1	2	2	1	0	0	0	1	62	114	1.80	1.800
52 Daniel Herrera, L ERA: 13.5	(6, 1)	0.2		5	1	1	1	0	2	0	0	0	0	0	11	24	13.50	4.500
57 Mike Lincoln, R ERA:	(6, 1)	0.1		2	0	0	0	0	1	0	0	0	0	0	3	7	0.00	3.000
53 Arthur Rhodes, L ERA:	(7, 1)	1.0		3	0	0	0	0	0	0	0	0	0	0	8	8	0.00	0.000
25 David Weathers, R ERA:	(8, 1)	1.0		3	0	0	0	0	0	0	0	0	0	0	6	8	0.00	0.000

PITCHER		IP	WLS	BF	H	R	ER	SO	BB	IBB	HBP	BLK	WP	HR	S	P	ERA	WHIP
48 Francisco Cordero, R ERA:	(9, 1)	1.0		4	1	0	0	1	1	0	0	0	0	0	12	20	0.00	2.000

New York Mets @ Cincinnati Reds

Great American Ball Park, Cincinnati, OH

Mon Apr 06 2009, 1:10 PM EDT

Att. 42,177 - Overcast - 37 F

BOTTOM

livebaseballscorecards.com

Batter	1	2	3	4	5	6	7	8	9	AB	R	H	RBI	BB	SO	LOB
15 Jerry Hairston, R (1, 7)	K		F7		L8			F9		4	0	0	0	0	1	0
16 Darnell McDonald, R (1, 8) OBP: 0.333, SLG: 0.333	K		P4			19 E 4 SF7 1B		BB		3	1	1	0	0	1	0
21 Chris Dickerson, L (8, PH) (9, 8)										0	0	0	0	1	0	0
19 Joey Votto, L (1, 3) OBP: 0.500, SLG: 0.333	4 BB BB			K		E8 1-3 1B		SAFE K		3	0	1	0	1	2	1
4 Brandon Phillips, R (1, 4)	SAFE 1-2 BB			F7		SF7 3-H		G6-3		2	0	0	1	1	0	1
32 Jay Bruce, L (1, 9) OBP: 0.250, SLG: 0.500	F8			2B		P5			G1	4	0	1	0	0	0	3
28 Edwin Encarnación, R (1, 5)		55 L9-3 BB		55 FC6-4 BB		L7			P3	2	0	0	0	2	0	1
55 Ramon Hernandez, R (1, 2)		L9-3 1-2		FC6-4 1-2f				G4-3	K	4	0	0	0	0	1	3
2 Alex Gonzalez, R (1, 6)		K			K			G5-3		3	0	0	0	0	2	0
39 Aaron Harang, R (1, 1)			K		K			G4-3		1	0	0	0	0	1	0
33 Micah Owings, R (5, PH)										1	0	0	0	0	1	0
52 Daniel Herrera, L (6, 1)										0	0	0	0	0	0	0
57 Mike Lincoln, R (6, 1)										0	0	0	0	0	0	0
53 Arthur Rhodes, L (7, 1)										0	0	0	0	0	0	0
17 Layne Nix, L (7, PH)										1	0	0	0	0	0	0
25 David Weathers, R (8, 1)										0	0	0	0	0	0	0
48 Francisco Cordero, R (9, 1)										0	0	0	0	0	0	0

	AB	28
	R	1
	H	3
	RBI	1
	BB	5
	SO	9
	LOB	9

Inning Stats	1	2	3	4	5	6	7	8	9
	R: 0 H: 0	R: 0 H: 0	R: 0 H: 0	R: 0 H: 1	R: 0 H: 0	R: 1 H: 2	R: 0 H: 0	R: 0 H: 0	R: 0 H: 0
	E: 0 LOB: 2	E: 0 LOB: 0	E: 0 LOB: 0	E: 0 LOB: 2	E: 0 LOB: 0	E: 1 LOB: 1	E: 0 LOB: 0	E: 0 LOB: 1	E: 0 LOB: 0
	K: 2 BB: 2	K: 1 BB: 1	K: 1 BB: 0	K: 1 BB: 1	K: 2 BB: 0	K: 0 BB: 0	K: 0 BB: 0	K: 1 BB: 1	K: 1 BB: 0
	S: 18 P: 31	S: 6 P: 12	S: 5 P: 6	S: 14 P: 22	S: 10 P: 15	S: 13 P: 18	S: 4 P: 6	S: 14 P: 22	S: 8 P: 10

	1B: 2	SF: 1	WP: 0	PA: 34
	2B: 2	SAC: 0	PB: 0	
	3B: 0	DP: 1	SB: 0	
	HR: 0	HBP: 0	CS: 0	

PITCHER	IP	WLS	BF	H	R	ER	SO	BB	IBB	HBP	BLK	WP	HR	S	P	ERA	WHIP
57 Johan Santana, L (1, 1) ERA: 1.59	5.2	W	23	3	1	1	7	4	0	0	0	0	0	62	99	1.59	1.235
50 Sean Green, R (6, 1) ERA:	1.1	H	4	0	0	0	0	0	0	0	0	0	0	8	11	0.00	0.000
22 J.J. Putz, R (8, 1) ERA:	1.0	H	4	0	0	0	1	1	0	0	0	0	0	14	22	0.00	1.000
75 Francisco Rodríguez, R (9, 1) ERA:	1.0	S	3	0	0	0	1	0	0	0	0	0	0	8	10	0.00	0.000

PITCHER	IP	WLS	BF	H	R	ER	SO	BB	IBB	HBP	BLK	WP	HR	S	P	ERA	WHIP

New York Mets @ Cincinnati Reds

Great American Ball Park, Cincinnati, OH

Wed Apr 08 2009, 7:10 PM EDT

Att. 13,568 - Cloudy - 54 F

TOP

livebaseballscorecards.com

Batter	1	2	3	4	5	6	7	8	9	AB	R	H	RBI	BB	SO	LOB
7 José Reyes, S (1, 6) OBP: 0.400, SLG: 0.250	C FF 93 B SI 92 F FF 92 B CH 83 X FF 95 2-2 L6		C KC 76 S CH 80 B FF 94 B FF 95 B CH 80 F FF 95 B CH 81 4-2 28 G3-1 BB		C FF 92 C KC 79 X SI 94 0-2 5 E 28 1B 21 G3 1B	X SI 92 0-0 G3		C FC 91 C FC 92 S CH 87 0-3 K		4	1	1	0	1	1	1
28 Daniel Murphy, L (1, 7) OBP: 0.300, SLG: 0.556 22 J.J. Putz, R (8, 1) 75 Francisco Rodríguez, R (9, 1)	C SI 94 F SI 93 F SI 94 B CH 83 X CH 82 1-2 G1-3		C FF 94 1 SAFE B CH 81 1 SAFE B FF 95 B FF 94 X FF 94 3-1 G3-1 1-2		B FF 94 C FF 93 B KC 80 X FF 92 2-1 21 G3 5 E 15 1B 1-2 1B		B FC 90 X SI 90 1-0 F7	B FF 92 B FF 92 B SI 91 B FF 92 4-0 21 FC6 BB		4 0 0	1 0 0	1 0 0	0 0 0	1 0 0	0 0 0	1 0 0
5 David Wright, R (1, 5) OBP: 0.500, SLG: 0.429	C SI 95 B SI 96 B CH 80 B FF 93 B FF 95 4-1 21 HR BB		C KC 82 B KC 82 B CH 79 F FF 94 S FF 95 2-3 K		S FF 93 X CH 82 0-1 FC6 21 G3 15 1B 1-2 2-3		C CU 76 B SI 91 B CU 77 B SI 91 X SI 88 3-1 21 1B 2B	B FF 92 B SI 91 1 SAFE X FF 91 2-0 F9		4	3	1	0	1	1	4
21 Carlos Delgado, L (1, 3) OBP: 0.500, SLG: 0.778	B FF 94 F FF 93 X SI 94 1-1 1-H HR			B FF 95 C KC 76 F FF 96 F KC 81 B CH 81 B CH 82 S CH 81 3-3 K	B FF 94 F CH 79 B FF 93 F FF 94 D CH 83 F FF 95 F FF 96 F CH 82 F CH 83 3-2 X FF 95 G3 1-2 2-3 3-H		C CU 77 C CH 82 X CU 78 0-2 19 BB 23 2B 2-H 1B	C SI 91 F FF 91 B FC 91 B FF 92 X CH 88 2-2 FC6 1-2f		5	2	2	4	0	1	3
15 Carlos Beltrán, S (1, 8) OBP: 0.500, SLG: 0.375	C CH 80 X SI 94 0-1 19 2-6 1B			B KC 77 C CH 80 B FF 96 X CH 80 2-1 F7	B FF 94 X FF 94 1-0 19 G6-4-3 2-H 3-H 1B		I IN 70 IN 74 I IN 78 I 4-0 19 BB 23 2B IBB		B FF 90 B CH 83 S FF 91 F FF 92 C FF 92 2-3 K	4	1	2	2	1	1	0
19 Ryan Church, L (1, 9) OBP: 0.444, SLG: 0.500	1 SAFE S FF 94 B FF 93 B FF 94 S CH 80 2-2 2-6 1-2	C FF 92 X FF 94 0-1 G4-3		C KC 76 C CH 81 B FF 96 B FF 95 X CH 83 2-2 23 WP 2B	B FF 92 C SL 78 X FF 92 1-1 G6-4-3 1-2f		B FC 89 B CU 76 C CU 76 C FC 90 B SI 91 F CU 76 B SI 90 4-2 23 2B 1-2 2-3 BB		C SL 80 X FF 92 0-1 G6-3	4	1	1	0	1	0	1
23 Brian Schneider, L (1, 2) OBP: 0.333, SLG: 0.375		B FF 94 X FF 94 1-0 G4-3		B CH 80 S FF 94 B CH 82 B FF 94 B FF 92 4-1 1 BB 2-3 BB		F FF 92 F FF 93 X FS 88 0-2 1B	F SI 91 X CU 76 0-1 1 G3 1-H 2-H 3-H 2B		B FF 92 F FF 91 F FF 92 X FF 92 1-2 G1-3	4	0	2	3	1	0	0
1 Luis Castillo, S (1, 4) OBP: 0.375, SLG: 0.333		C FF 95 B KC 81 B FF 94 C FF 94 B CH 80 C FF 95 3-3 K		B FF 95 B CH 81 B FF 94 C FF 92 B FF 93 4-1 1-2 BB		1 SAFE L FC 91 C FS 91 B FF 92 F SL 81 X FF 92 1-2 L8	C FC 90 F SI 92 B SI 92 X CH 84 1-2 G3 2-3			3	0	0	0	1	1	2
34 Mike Pelfrey, R (1, 1) 9 Marlon Anderson, L (6, PH) 39 Bobby Parnell, R (6, 1) 17 Fernando Tatis, R (7, PH) 25 Pedro Feliciano, L (7, 1) 50 Sean Green, R (7, 1) 18 Jeremy Reed, L (8, 7)			C FF 91 C FF 93 S CH 81 0-3 K	B FF 91 C FF 92 B FF 92 B FF 91 C FF 91 X FF 93 3-2 G5-3		C SL 80 D FF 94 D FF 93 S SL 80 D SL 82 S SL 78 3-3 K	X SI 90 0-0 F8			2 1 0 1 0 0 0	0 0 0 0 0 0 0	0 0 0 0 0 0 0	0 0 0 0 0 0 0	1 1 0 0 0 0 0	3 1 0 1 0 0 0

| Inning Stats | | |

New York Mets @ Cincinnati Reds

Great American Ball Park, Cincinnati, OH

Wed Apr 08 2009, 7:10 PM EDT

Att. 13,568 - Cloudy - 54 F

BOTTOM

Batter	1	2	3	4	5	6	7	8	9	AB	R	H	RBI	BB	SO	LOB
15 Jerry Hairston, R (1, 8) OBP: 0.143, SLG: 0.143	C FF 91 F FF 93 B FF 93 F SI 93 B SI 93 X FF 92 2-2 21 BB 19 HR 1B	F SI 88 C CU 77 B SI 93 F CU 78 B SL 80 B SI 92 F SI 92 F SI 92 X SI 93 3-2 ① G6-3		C FF 94 F SI 92 B SI 92 F FF 92 B SI 93 B SI 93 S SI 92 3-3 ③ K		T FF 95 F FF 97 X FF 97 0-2 ③ G6-3		B SI 92 B FF 92 C SI 92 B FF 92 C FF 93 X FF 92 3-2 21 SF7 3B		3 1 1 0 0 1 0
16 Darnell McDonald, R (6, 8) OBP: 0.250, SLG: 0.250										1 0 0 0 0 0 2
57 Mike Lincoln, R (7, 1)										0 0 0 0 0 0 0
51 Jared Burton, R (8, 1)										0 0 0 0 0 0 0
3 Willy Taveras, R (8, PH) OBP: 1.000, SLG: 3.000										1 1 1 0 0 0 0
53 Arthur Rhodes, L (9, 1)										0 0 0 0 0 0 0
21 Chris Dickerson, L (1, 7) (7, 8)	B FF 90 1 SAFE B FF 87 B FF 92 B FF 92 4-0 19 HR 1-2 BB	B FF 92 C SI 90 F SI 91 B SI 90 F SI 92 F SI 93 X SI 92 2-2 ② F7			F FF 90 X SI 88 0-1 ① G6-3		C SL 84 S SL 83 F CU 77 F SL 83 B SI 88 B SI 88 S SL 83 2-3 ① K	X SI 93 0-0 ② SF7 3-H		3 1 0 1 1 1 0
19 Joey Votto, L (1, 3) OBP: 0.556, SLG: 0.875	D SI 92 B FF 93 F FF 94 B SI 92 F FF 94 F FF 94 X FF 94 3-2 1-H 2-H HR	X CU 75 0-0 ③ G4-3			C SI 89 B CU 73 B FF 91 X SI 91 2-1 32 1B 28 CS 1B		C SI 88 X SL 83 0-1 4 1B 32 FC4-6 1B	S FS 86 X FS 86 0-1 ③ G4-3		5 2 3 3 0 0 0
4 Brandon Phillips, R (1, 4) OBP: 0.556, SLG: 0.600	X FF 94 0-0 32 G4-3 55 FC4-6 2B		F FF 88 B CU 79 B FF 91 B SI 90 B FF 92 4-1 32 F8 32 BLK BB		F SI 92 X SI 91 0-1 ② P5		C SL 83 F SI 88 X CH 77 0-2 32 FC4-6 1-3 1B		B FF 94 C CU 79 T CH 81 B CU 82 B CH 83 B FF 93 4-2 28 E BB	3 1 2 0 2 0 1
32 Jay Bruce, L (1, 9) OBP: 0.222, SLG: 0.333	B CU 75 B FF 91 X SI 91 2-0 ① G4-3 2-3		1 SAFE F SI 89 B FF 91 B SI 91 F FF 92 X 2-2 ① F8 1-3		X SI 92 0-0 28 CS 1-3 1B		X SL 84 0-0 ② FC4-6 28 BB 55 1B 1-2f 3-H		B FF 93 B CU 79 C CU 79 B CU 79 X CU 78 3-1 ① P4	5 1 1 1 0 0 4
28 Edwin Encarnación, R (1, 5)	F SI 93 F SI 93 B FF 92 B SI 91 B CU 80 F SI 94 B SI 94 4-2 55 FC4-6 BB		B FF 91 X SI 92 1-0 ② P4		1 SAFE B SI 90 C SI 92 F SI 92 1 SAFE 1-2 ③ CS 1-2 3-H	C FF 96 F FF 95 B FF 95 F SL 90 B FF 96 S FF 95 2-3 ① K	B SL 84 B SL 84 B SI 88 B SI 87 4-0 55 1B 1-2 BB		B FF 94 B CU 80 C CU 80 X CH 83 2-1 E3 55 BB 1-3	3 0 0 0 2 1 2
55 Ramon Hernandez, R (1, 2) OBP: 0.222, SLG: 0.125	D SI 93 B SI 91 T FF 93 B SI 92 X SI 93 3-1 ② FC4-6 1-2f 3-H		B SI 92 B SI 92 C CU 76 X FF 93 2-1 ③ F9			F FF 94 F FF 96 X FF 95 0-2 ② G4-3	X SI 87 0-0 2 FC6-4 1-3 2-H 1B		B CU 82 D CH 86 B FF 94 D FF 92 4-0 1-2 BB	4 0 1 2 1 0 2
2 Alex Gonzalez, R (1, 6)	I IN 76 I IN 77 I I 4-0 IBB			B SI 90 S FF 89 X FF 90 1-1 ① P3		B FF 97 B FF 95 B FF 94 C FF 94 B FF 95 4-1 17 BB BB	C CU 74 B SI 88 X SI 89 1-1 ③ FC6-4 1-2f		B CU 80 B FF 93 C FF 92 C FF 92 B FF 94 S FF 93 3-3 ② K	3 0 0 0 2 1 5
36 Edinson Volquez, R (1, 1) 40 Nick Masset, R (5, 1) 17 Laynce Nix, L (6, PH) (7, 7)	B FF 92 C FF 91 B FF 92 C FF 93 B FF 94 F FF 93 S FF 94 3-3 ③ K			B FF 89 B FF 88 C FF 90 S FF 92 X FF 94 2-2 ② G6-3		B FF 94 B FS 86 B FF 94 B FF 94 4-0 1-2 BB		B FF 93 F FF 92 F SI 93 F FF 93 X FS 87 1-2 ① G1-3	B CH 80 D CU 81 C CU 78 C CH 81 X CU 81 2-2 ③ F8	2 0 0 0 0 1 2 0 0 0 0 0 0 0 2 0 0 0 1 0 3

Inning Stats	1	2	3	4	5	6	7	8	9
	R: 4 E: 1 K: 1 S: 19 H: 3 LOB: 2 BB: 3 P: 44	R: 0 E: 0 K: 0 S: 12 H: 0 LOB: 0 BB: 0 P: 17	R: 0 E: 0 K: 0 S: 7 H: 0 LOB: 1 BB: 1 P: 16	R: 0 E: 0 K: 1 S: 9 H: 0 LOB: 0 BB: 0 P: 15	R: 0 E: 0 K: 0 S: 9 H: 2 LOB: 1 BB: 0 P: 12	R: 0 E: 0 K: 1 S: 11 H: 0 LOB: 2 BB: 2 P: 21	R: 2 E: 0 K: 1 S: 14 H: 3 LOB: 2 BB: 1 P: 21	R: 1 E: 0 K: 0 S: 10 H: 1 LOB: 0 BB: 0 P: 14	R: 0 E: 1 K: 1 S: 12 H: 0 LOB: 3 BB: 2 P: 30

1B: 6	SF: 1
2B: 1	SAC: 0
3B: 1	DP: 0
HR: 1	HBP: 0
WP: 0	PA: 46
PB: 0	
SB: 0	
CS: 2	

PITCHER		IP	WLS	BF	H	R	ER	SO	BB	IBB	HBP	BLK	WP	HR	S	P	ERA	WHIP
34 Mike Pelfrey, R ERA: 7.2	(1, 1)	5.0	W	23	5	4	4	2	3	1	0	1	0	1	56	104	7.20	1.600
39 Bobby Parnell, R ERA:	(6, 1)	1.0	H	5	0	0	0	1	2	0	0	0	0	0	11	21	0.00	2.000
25 Pedro Feliciano, L ERA: 27.0	(7, 1)	0.2		5	2	2	2	1	1	0	0	0	0	0	11	17	27.00	4.500
50 Sean Green, R ERA:	(7, 1)	0.1	H	2	1	0	0	0	0	0	0	0	0	0	3	4	0.00	3.000
22 J.J. Putz, R ERA: 4.5	(8, 1)	1.0	H	4	1	1	1	0	0	0	0	0	0	0	10	14	9.00	1.000

PITCHER		IP	WLS	BF	H	R	ER	SO	BB	IBB	HBP	BLK	WP	HR	S	P	ERA	WHIP
75 Francisco Rodríguez, R ERA:	(9, 1)	1.0	S	6	0	0	0	1	2	0	0	0	0	0	12	30	0.00	2.000

livebaseballscorecards.com

AB	35
R	7
H	9
RBI	7
BB	9
SO	5
LOB	21

New York Mets @ Cincinnati Reds

Great American Ball Park, Cincinnati, OH

Thu Apr 09 2009, 12:35 PM EDT
Att. 17,837 - Partly Cloudy - 55 F

TOP

livebaseballscorecards.com

Batter	1	2	3	4	5	6	7	8	9	AB	R	H	RBI	BB	SO	LOB
7 José Reyes, S (1, 6) OBP: 0.400, SLG: 0.308	C SL 72 S SL 73 F SI 87 B FF 89 B CH 83 F CU 71 B SL 75 C CU 70 3-3 K		X FF 87 0-0 28 CS 1B	C SI 87 S CH 80 T FF 88 0-2 K			B FC 90 F FF 90 X SI 90 1-1 28 FC4-3-6 1B		F FF 95 B CH 87 F SL 88 C FF 96 1-3 K	5	0	2	0	0	3	0
28 Daniel Murphy, L (1, 7) OBP: 0.333, SLG: 0.500	C FF 88 B FC 87 C CU 70 B SL 74 B CH 80 F CU 69 F SL 73 F SL 72 X FF 87 3-2 21 FC3-6 5 E 1B		C SI 87 F FF 88 F FF 90 B FF 89 X FF 88 1-2 G5-3 1-2		B FF 86 X CH 75 1-0 5 1B 21 FC4-6 1B		D CH 87 C FF 90 X FC 90 1-1 FC4-3-6 5 1B 21 SF8 1-2f		C FF 96 S SL 89 B SL 89 S SL 89 1-3 K	5	2	2	0	0	1	2
5 David Wright, R (1, 5) OBP: 0.571, SLG: 0.500	X SI 88 0-0 FC5 21 FC3-6 1-2		B FF 88 C CU 68 B SI 88 C CU 69 B SL 78 B SL 76 4-2 21 1B 15 1B BB		B FF 87 C SI 86 B CU 71 F CU 68 X SI 88 2-2 21 FC4-6 1-3 1B		B FC 90 C SL 83 X SI 90 1-1 1-3 1B			3	1	2	0	1	0	1
21 Carlos Delgado, L (1, 3) OBP: 0.429, SLG: 0.667	X SI 88 0-0 FC3-6 15 BB 1-2f 2-3		C CU 68 X FF 88 0-1 15 1B 19 2B 1-3 1B		X FF 87 0-0 FC4-6 15 G4-6-3 1-2f 3-H		F FF 89 T FF 90 F X FF 92 0-2 SF8 3-H			3	1	1	2	0	0	3
15 Carlos Beltrán, S (1, 8) OBP: 0.500, SLG: 0.364	B CU 71 F CU 70 B FF 89 B FF 88 B FF 88 4-1 19 FC6-4 1-2 BB		X SI 89 0-0 19 2B 1-2 1B 3-H		C CU 70 B FF 86 C CU 70 X FF 84 1-2 G4-6-3 1-2f		C FF 92 C FF 92 B FF 92 S FF 92 1-3 K			3	1	1	1	1	1	2
19 Ryan Church, L (1, 9) OBP: 0.500, SLG: 0.727 17 Fernando Tatis, R (8, PH) (8, 9)	C CU 71 C SL 73 B SI 87 X SL 74 1-2 FC6-4 1-2f		C CH 77 S SL 73 B FF 89 2 SAFE B FF 85 X SL 74 2-2 1-H 2-H 2B			B FF 85 C CU 67 C CU 67 B FF 88 X CU 69 2-2 11 F9 3 SF9 2B		C FF 91 C FF 92 F FF 92 S FF 93 0-3 K		3 1	1 0	2 0	2 0	0 0	0 1	3 0
11 Ramon Castro, R (1, 2) 18 Jeremy Reed, L (8, PH) 23 Brian Schneider, L (8, 2) OBP: 0.333, SLG: 0.375		C FF 88 B SI 89 X FF 88 1-1 G6-3	C CU 68 C SL 74 B SL 76 S SL 76 1-3 K			B FF 85 X FF 85 1-0 F9 2-3		B SI 87 X SI 86 1-0 P3		3 1 0	0 0 0	0 0 0	0 0 0	0 0 0	1 0 0	2 0 0
3 Alex Cora, L (1, 4)		B SI 89 C CU 71 C SL 72 X FF 89 1-2 F8		C CU 69 F SI 87 B SL 74 F FF 88 F FF 88 F CU 70 F CH 79 X CH 80 1-2 G4-3		B CU 69 B CU 67 X CU 69 2-0 SF9 3-H		X SI 87 0-0 G4-3		3	0	0	1	0	0	0
46 Oliver Pérez, L (1, 1) 36 Darren O'Day, R (5, 1) 9 Marlon Anderson, L (6, PH) 43 Brian Stokes, R (6, 1) 39 Bobby Parnell, R (8, 1) 25 Pedro Feliciano, L (8, 1) 10 Gary Sheffield, R (9, PH)		B SI 88 C CH 80 C SI 89 S SI 88 1-3 K		C CU 67 X 0-1 G4-3		C CH 80 X CU 69 0-1 G1-3			C FF 94 B FF 96 B FF 96 C FF 95 C FF 96 2-3 K	2 0 1 0 0 0 1	0 0 0 0 0 0 0	0 0 0 0 0 0 0	0 0 0 0 0 0 0	1 0 0 0 0 0 0	0 0 0 0 0 0 0	0 0 0 0 0 0 0
Inning Stats	R: 0 H: 1 E: 1 LOB: 3 K: 1 BB: 1 S: 17 P: 28	R: 0 H: 0 E: 0 LOB: 0 K: 1 BB: 0 S: 8 P: 11	R: 3 H: 4 E: 0 LOB: 1 K: 1 BB: 1 S: 16 P: 24	R: 0 H: 0 E: 0 LOB: 0 K: 1 BB: 0 S: 12 P: 13	R: 1 H: 2 E: 0 LOB: 0 K: 0 BB: 0 S: 8 P: 12	R: 1 H: 1 E: 0 LOB: 0 K: 0 BB: 0 S: 7 P: 12	R: 1 H: 2 E: 0 LOB: 1 K: 1 BB: 0 S: 13 P: 17	R: 0 H: 0 E: 0 LOB: 0 K: 1 BB: 0 S: 6 P: 7	R: 0 H: 0 E: 0 LOB: 0 K: 3 BB: 0 S: 9 P: 13	1B: 8 SF: 2 2B: 2 SAC: 0 3B: 0 DP: 1 HR: 0 HBP: 0						

	AB	34
	R	6
	H	10
	RBI	6
	BB	2
	SO	9
	LOB	13

WP: 0 PA: 38
PB: 0
SB: 0
CS: 1

PITCHER		IP	WLS	BF	H	R	ER	SO	BB	IBB	HBP	BLK	WP	HR	S	P	ERA	WHIP
61 Bronson Arroyo, R ERA: 7.5	(1, 1)	6.0	W	27	8	5	5	4	2	0	0	0	0	0	68	100	7.50	1.667
51 Jared Burton, R ERA: 6.75	(7, 1)	0.1	H	3	2	1	1	0	0	0	0	0	0	0	6	9	27.00	6.000
53 Arthur Rhodes, L ERA:	(7, 1)	1.0	H	3	0	0	0	2	0	0	0	0	0	0	11	12	0.00	0.000
25 David Weathers, R ERA:	(8, 1)	0.2	H	2	0	0	0	0	0	0	0	0	0	0	2	3	0.00	0.000
48 Francisco Cordero, R ERA:	(9, 1)	1.0	S	3	0	0	0	3	0	0	0	0	0	0	9	13	0.00	0.000

PITCHER	IP	WLS	BF	H	R	ER	SO	BB	IBB	HBP	BLK	WP	HR	S	P	ERA	WHIP

BOTTOM

New York Mets @ Cincinnati Reds

Great American Ball Park, Cincinnati, OH

Thu Apr 09 2009, 12:35 PM EDT

Att. 17,837 - Partly Cloudy - 55 F

livebaseballscorecards.com

Batter	1	2	3	4	5	6	7	8	9	AB	R	H	RBI	BB	SO	LOB
3 Willy Taveras, R (1, 8) OBP: 0.500, SLG: 0.800	C SI 87 C CH 85 X FF 88 0-2 ① P4		B CH 86 F FF 88 B FF 90 C FF 90 B SL 78 B FF 89 4-2 16 1B 19 HR BB		B FA 87 C FF 88 X SL 76 1-1 16 BB 19 1B 1B	C FF 94 B CU 82 F FF 95 S FF 95 1-3 ① K		1 SAFE X FS 90 0-0 ① FC1-2-6 1-2f		4	2	1	0	1	1	1
16 Darnell McDonald, R (1, 7) OBP: 0.375, SLG: 0.286 53 Arthur Rhodes, L (7, 1) 25 David Weathers, R (8, 1) 17 Laynce Nix, L (8, PH) 48 Francisco Cordero, R (9, 1)	B FF 89 X FF 90 1-0 ② G5-3		C SL 79 B FF 90 X FF 90 1-1 19 HR 1-2 2-H 1B		D FF 87 B CH 87 B CH 86 B FF 88 4-0 19 1B 4 SF8 1-2 BB	B SI 94 S FF 95 X FF 96 1-1 ② G6-3		1 SAFE 1 SAFE C SL 82 B SL 82 S SL 81 S CU 77 1-3 ② K		3 0 0 1 0	2 0 0 0 0	1 0 0 0 0	1 0 0 0 0	1 0 0 0 0	0 0 0 1 0	0 0 0 1 0
19 Joey Votto, L (1, 3) OBP: 0.571, SLG: 1.000	C FF 89 B CH 85 B FF 90 T SL 78 S SL 80 2-3 ③ K		F SL 79 X SL 78 0-1 1-H 2-H HR		B FF 87 C FF 90 S FF 90 F FF 89 B SL 76 F FF 90 B SL 78 X FF 91 3-2 28 HBP 32 BB 7 1B 1-3 2-H 1B	B FF 96 F FF 95 X FF 95 1-1 4 FC6-4 1B		C SI 86 C SI 89 S SI 87 0-3 ③ K		5	2	3	4	0	2	1
4 Brandon Phillips, R (1, 4) OBP: 0.385, SLG: 0.375		B CH 83 C FF 89 B CH 85 B CH 86 S FF 90 T FF 90 3-2 ① K	X CH 85 0-0 ③ F8		X FF 89 0-0 ① SF8 3-H	C CU 79 F FF 96 1 SAFE X FF 95 0-2 ③ FC6-4 1-2f				3	0	0	1	0	1	1
32 Jay Bruce, L (1, 9) OBP: 0.231, SLG: 0.250		C FF 90 B FF 91 B FF 91 F FF 90 F FF 92 T CH 80 2-2 ② K	B FF 89 F FF 90 S SL 78 X SL 79 1-2 ① P3		1 SAFE C FF 89 C FF 89 F FF 88 B FF 88 D CU 70 B FF 90 B FF 89 4-2 28 HBP 7 1B 1-2 BB		T CH 80 B CH 82 B CH 81 B FF 94 F FF 93 F FF 94 F FF 94 F FF 93 S FF 94 3-3 ① K			3	1	0	0	1	2	0
28 Edwin Encarnación, R (1, 5) OBP: 0.538, SLG: 0.143		C CH 85 B CH 86 F CH 85 S SL 80 1-3 ③ K	B SL 77 B SL 76 S FF 91 B FF 90 B FF 89 4-1 29 1B BB		F SL 76 H SI 83 1-1 7 1B 1-2 2-3 HBP		B CU 79 S FF 94 S FF 95 B FF 95 F FF 96 X CU 80 2-2 29 G5-3 29 S 1B			2	0	1	0	1	1	0
29 Ryan Hanigan, R (1, 2) OBP: 0.500, SLG: 0.333			B SI 87 B FF 88 C FF 89 F FF 89 B CH 85 B FF 90 4-2 61 SH1-4 16 1B BB	C FF 90 D CH 85 B FF 89 F FF 88 X FF 90 2-2 1-2 1B	B SI 82 B SI 81 C SI 82 B SI 82 X SI 83 3-1 ② F9		B FF 93 1 SAFE 1 SAFE C FF 94 B FF 94 S FF 94 X FF 95 2-2 ② G5-3 1-3			3	1	1	0	1	0	4
7 Paul Janish, R (1, 6) OBP: 0.250, SLG: 0.250			B FF 87 B FF 88 C FF 87 B FF 88 S FF 88 F FF 88 T FF 88 3-2 ① K	S FF 89 B FF 90 B SL 75 F FF 90 B FF 90 S FF 89 3-3 ② K	C SI 83 X SI 83 0-1 1-2 2-H 3-H 1B		S FF 95 S FF 94 F FF 95 B FF 96 F FF 95 S FF 94 1-3 ③ K			4	0	1	2	0	3	4
61 Bronson Arroyo, R (1, 1) 51 Jared Burton, R (7, 1) 21 Chris Dickerson, L (7, 7) OBP: 0.429, SLG: 0.250			X 0-0 ② SH1-4 1-2	B SL 76 S FF 89 C FF 89 B FF 88 S FF 90 2-3 ③ K	B SI 83 C SL 76 B SL 75 X SI 82 2-1 ③ F9			X FF 92 0-0 3 FC1-2-6 1B		2 0 1	0 0 0	0 0 1	0 0 0	1 0 0	4 0 0	4 0 0
Inning Stats	R: 0 E: 0 K: 1 S: 7 H: 0 LOB: 0 BB: 0 P: 10	R: 0 E: 0 K: 3 S: 10 H: 0 LOB: 0 BB: 0 P: 16	R: 4 E: 0 K: 1 S: 14 H: 2 LOB: 0 BB: 2 P: 26	R: 0 E: 0 K: 2 S: 13 H: 1 LOB: 2 BB: 1 P: 25	R: 4 E: 0 K: 0 S: 18 H: 3 LOB: 2 BB: 2 P: 36	R: 0 E: 0 K: 1 S: 10 H: 1 LOB: 1 BB: 0 P: 13	R: 0 E: 0 K: 2 S: 18 H: 1 LOB: 1 BB: 0 P: 26	R: 0 E: 0 K: 2 S: 8 H: 1 LOB: 1 BB: 0 P: 9		1B: 8 2B: 0 3B: 0 HR: 1 SF: 1 SAC: 1 DP: 0 HBP: 1					WP: 0 PB: 0 SB: 1 CS: 0 PA: 39	

	AB	31
	R	8
	H	9
	RBI	8
	BB	5
	SO	12
	LOB	16

PITCHER		IP	WLS	BF	H	R	ER	SO	BB	IBB	HBP	BLK	WP	HR	S	P	ERA	WHIP
46 Oliver Pérez, L ERA: 16.62	(1, 1)	4.1	L	23	5	8	8	7	5	0	0	0	0	1	55	100	16.61	2.308
36 Darren O'Day, R ERA:	(5, 1)	0.2		4	1	0	0	0	0	0	1	0	0	0	7	13	0.00	1.500
43 Brian Stokes, R ERA:	(6, 1)	2.0		8	2	0	0	3	0	0	0	0	0	0	28	39	0.00	1.000
39 Bobby Parnell, R ERA:	(8, 1)	0.1		2	1	0	0	0	0	0	0	0	0	0	2	2	0.00	3.000
25 Pedro Feliciano, L ERA: 13.5	(8, 1)	0.2		2	0	0	0	2	0	0	0	0	0	0	6	7	0.00	0.000

PITCHER	IP	WLS	BF	H	R	ER	SO	BB	IBB	HBP	BLK	WP	HR	S	P	ERA	WHIP

Batter	1	2	3	4	5	6	7	8	9	AB	R	H	RBI	BB	SO	LOB
3 Nyjer Morgan, L (1, 7) OBP: 0.417, SLG: 0.478	C FF 88 F FF 90 B FF 91 B FF 91 B SL 86 X FF 92 3-2 12 S 13 HR 1B	C FF 91 X SL 86 0-1 ① G1	B SL 83 B FF 93 F SL 85 F FF 94 B FF 93 F FF 92 X 3-2 2-H 3B			B FF 83 B SL 79 C SI 83 B SI 84 B SI 82 4-1 12 S 13 1B BB		F SI 89 B SI 90 B CH 82 X SI 89 2-1 12 FC1-6 1-2 1B	4	2	3	1	1	0	0
12 Freddy Sanchez, R (1, 4) OBP: 0.391, SLG: 0.652	B FF 92 F FF 90 1 SAFE 1 SAFE B SI 89 F SI 91 S FF 93 2-3 ① K 1-2	B FF 94 X FF 93 1-0 41 1B 2B	X SI 94 0-0 ③ G5-3			B FF 81 C CH 74 1 SAFE L CH 74 1 SAFE B SC 66 S SC 66 2-3 ② K 1-2		C CU 75 F SI 90 X SI 91 0-2 ② FC1-6 13 BB 41 HR 1-2f 2-3	5	1	1	0	0	2	5
13 Nate McLouth, L (1, 8) OBP: 0.391, SLG: 0.529	C SI 90 B SL 80 2 SAFE X SL 81 1-1 2-H HR	B SI 92 B SI 93 F FF 93 B FF 93 T SI 92 B SI 90 4-2 41 1B BB	C FF 91 F FF 91 F SL 86 T FF 92 0-2 ① K			C SL 75 S SC 66 B FF 83 F SC 67 B SL 76 X SL 74 2-2 2-H 1B		B CU 76 B CU 76 B FC 89 C SI 90 B CU 75 4-1 41 HR 1-2 BB	3	2	2	3	2	1	0
41 Ryan Doumit, S (1, 2) OBP: 0.261, SLG: 0.429	B SI 93 X SI 92 1-0 1B	C FF 94 B SL 86 F FF 94 B SI 93 X CH 85 2-2 ② 1-2 2-H 1B	F SI 94 C FF 94 B SI 94 T SL 87 1-2 ② K			B CH 75 F SI 84 F FF 82 B SC 69 C SC 67 2-3 ③ K		B CU 75 S FC 87 X FC 89 1-1 1-H 2-H 3-H HR	5	1	3	4	0	2	1
25 Adam LaRoche, L (1, 3) OBP: 0.158, SLG: 0.316	B SI 92 F FF 92 T SI 91 B FF 92 C SL 84 2-3 ② K	B FF 94 B SL 85 C SL 86 B SI 92 X CH 86 3-1 ③ F8	B FF 94 C SL 85 C SL 85 B FF 93 B SI 93 S SL 87 3-3 ③ K			B FF 90 F FF 90 B CH 85 B SI 90 S SI 90 X SI 90 3-2 ① F8		B SI 91 X SI 88 1-0 HR	5	1	1	1	0	2	3
15 Andy LaRoche, R (1, 5)	C FF 91 B SL 86 F SI 91 B FF 93 B SL 86 X SL 87 3-2 ③ L9		S FF 94 X SI 92 0-1 ① G5-3		B SL 84 S FF 91 B SL 87 C FF 93 X FF 93 2-2 ① P5			C FC 90 B FF 91 B SI 90 X FC 90 2-1 ② G6-3	C FC 91 F CU 77 X CU 75 0-2 ③ F8	5	0	0	0	0	0	1
44 Brandon Moss, L (1, 9) OBP: 0.353, SLG: 0.400		C SI 91 B FF 92 C FF 92 B SL 87 B FF 92 S FF 94 3-3 ① K	F FF 94 B SL 84 X SL 84 1-1 2 2B		F FF 93 F SL 87 B FF 92 B SL 87 F SL 88 B SL 86 S FF 93 3-3 ② K			F FC 90 B CH 87 B CH 88 T SI 90 B FF 91 X SI 91 3-2 ③ L6		4	1	1	0	0	2	0
2 Jack Wilson, R (1, 6) OBP: 0.400, SLG: 0.474		F SI 93 B FF 92 S FF 94 X SI 94 1-2 ② G5-3	B SL 86 C SL 84 X CH 84 1-1 3 3B 2-H 2B		B FF 94 X SL 86 1-0 ③ P5				C SI 89 B FC 88 B FC 89 B SI 89 B SI 90 4-1 16 CS BB	3	1	1	1	1	0	0
28 Paul Maholm, L (1, 1) OBP: 0.500, SLG: 0.250 34 John Grabow, L (8, 1) 16 Eric Hinske, L (9, PH) OBP: 0.300, SLG: 0.444 43 Jesse Chavez, R (9, 1)		B FF 92 C FF 90 F SI 91 S SL 86 1-3 ③ K	C FF 93 B SL 85 C SI 91 C 1-3 ② K			B FF 81 B SI 81 C SI 81 C SI 83 B SL 73 F SI 82 F SI 82 T 3-2 ① K		C SI 88 B SI 90 1 SAFE B CU 77 B CU 75 B SI 88 4-1 ① 12 FC1-6 3 1B 41 HR 1-2 BB	3 0 0 0	0 0 1 0	0 0 0 0	0 0 0 0	0 0 1 0	3 0 0 0	1 0 0 0
Inning Stats	R: 2 E: 0 K: 2 S: 15 H: 3 LOB: 1 BB: 0 P: 27	R: 0 E: 0 K: 2 S: 9 H: 0 LOB: 0 BB: 0 P: 14	R: 0 E: 0 K: 0 S: 10 H: 2 LOB: 2 BB: 1 P: 20	R: 2 E: 0 K: 1 S: 14 H: 3 LOB: 1 BB: 0 P: 20	R: 0 E: 0 K: 3 S: 10 H: 0 LOB: 0 BB: 0 P: 14	R: 0 E: 0 K: 1 S: 8 H: 0 LOB: 0 BB: 0 P: 14	R: 1 E: 0 K: 3 S: 16 H: 1 LOB: 1 BB: 1 P: 29	R: 0 E: 0 K: 0 S: 8 H: 0 LOB: 0 BB: 0 P: 16	R: 5 E: 0 K: 0 S: 14 H: 3 LOB: 0 BB: 3 P: 30	1B: 5 2B: 3 3B: 1 HR: 3 SF: 0 SAC: 0 DP: 0 HBP: 0						

PITCHER		IP	WLS	BF	H	R	ER	SO	BB	IBB	HBP	BLK	WP	HR	S	P	ERA	WHIP
47 Johnny Cueto, R ERA: 6.0	(1, 1)	6.0	L	26	8	4	4	9	1	0	0	0	0	1	66	109	6.00	1.500
52 Daniel Herrera, L ERA: 10.8	(7, 1)	1.0		5	1	1	1	3	1	0	0	0	0	0	16	29	9.00	2.000
51 Jared Burton, R ERA: 3.86	(8, 1)	1.0		3	0	0	0	0	0	0	0	0	0	0	8	16	0.00	0.000
57 Mike Lincoln, R ERA: 34.71	(9, 1)	1.0		8	3	5	5	0	3	0	0	0	0	2	14	30	45.00	6.000

PITCHER	IP	WLS	BF	H	R	ER	SO	BB	IBB	HBP	BLK	WP	HR	S	P	ERA	WHIP

TOP

Pittsburgh Pirates @ Cincinnati Reds

Great American Ball Park, Cincinnati, OH

Sat Apr 11 2009, 1:10 PM EDT
Att. 22,276 - Sunny - 51 F

livebaseballscorecards.com

AB	37
R	10
H	12
RBI	10
BB	5
SO	12
LOB	11

WP: 0 PA: 42
PB: 0
SB: 2
CS: 1

BOTTOM

Pittsburgh Pirates @ Cincinnati Reds

Great American Ball Park, Cincinnati, OH

Sat Apr 11 2009, 1:10 PM EDT

Att. 22,276 - Sunny - 51 F

livebaseballscorecards.com

Batter	1	2	3	4	5	6	7	8	9	AB	R	H	RBI	BB	SO	LOB
3 Willy Taveras, R (1, 8) OBP: 0.333, SLG: 0.500	B SI 87 B FF 87 B CH 85 C FF 86 C SI 86 X FF 88 3-2 ① F8			C SI 86 F CH 83 X SL 82 0-2 ① F7		X CU 74 0-0 ① SH2-3 1-2		B CH 81 S CH 81 F CH 82 B CH 82 C FF 91 2-3 ② K		3	0	0	0	0	1	1
15 Jerry Hairston, R (1, 7) OBP: 0.091, SLG: 0.091	C FF 89 B SI 86 F CH 84 B CH 84 X SI 88 2-2 ② G6-3			B SI 88 C CH 84 X SI 89 1-1 ② G5-3		B CH 82 C SI 87 B CH 85 F SI 88 X SL 82 2-2 ② L5		L FF 91 B FF 90 B CH 82 B FF 90 F FF 90 S FF 90 3-3 ③ K		4	0	0	0	0	1	2
19 Joey Votto, L (1, 3) OBP: 0.500, SLG: 0.813	B FF 89 B SI 88 F FF 89 F SI 90 F SL 81 S SI 90 2-3 ③ K			B CU 77 B SI 89 C SI 89 F SI 90 F SL 81 B SI 89 B FF 90 4-2 4 1B 28 1B BB		B SL 82 S SL 81 X SI 90 1-1 ③ G6-3			B SI 92 B FF 93 X SI 92 2-0 ① L4	3	0	0	0	0	1	1
4 Brandon Phillips, R (1, 4) OBP: 0.471, SLG: 0.455		C SI 89 B SI 87 S CH 83 B CH 83 C SI 90 2-3 ① K		X CH 85 0-0 28 1B 1-2 1B			B CU 72 B CU 73 B SI 88 B SI 86 4-0 28 G4-3 28 S 32 G4-3 BB		F SI 94 C FC 88 B FC 87 F FF 93 F FC 88 X CH 84 1-2 28 DI 32 1B 1B	3	2	2	0	1	1	0
28 Edwin Encarnación, R (1, 5) OBP: 0.529, SLG: 0.200		C SI 89 B CH 85 B SL 81 X SI 90 2-1 ② G5-3		X SI 90 0-0 ③ 1-2 2-H 1B			B CH 84 C CH 84 B SI 88 B SI 88 1 SAFE C SI 89 X SI 89 3-2 ① G4-3 1-3		B SI 94 C CH 84 D CH 84 F FF 93 D FC 88 B FF 94 4-2 32 1B 1-2 BB	3	0	1	0	1	0	1
32 Jay Bruce, L (1, 9) OBP: 0.235, SLG: 0.250		F FF 89 B FF 91 S SI 90 X FF 90 1-2 ③ L8			B CU 74 C CU 74 F SI 89 F CU 74 F SL 79 X SL 79 1-2 ① P4		B CU 74 B SI 89 F SL 82 X SL 82 2-1 ② G4-3 3-H		F CH 85 B CH 84 X FF 94 1-1 55 F8-4-3 1-2 2-H 1B	4	0	1	2	0	0	0
55 Ramon Hernandez, R (1, 2) OBP: 0.154, SLG: 0.083		B SI 88 C SI 87 S CH 83 X FF 89 1-2 ① P4			B SI 90 F CH 83 X SI 89 1-1 ② G2-3		X CH 85 0-0 ③ G1-4-3		C FF 95 X SI 94 0-1 ② ③ F8-4-3 1-1	4	0	0	0	0	0	2
2 Alex Gonzalez, R (1, 6)		C SI 90 F CH 84 F FF 89 F SL 81 F SI 89 B FF 90 F CH 85 S SI 89 1-3 ② K			X SI 90 0-0 ③ G1-3			C FF 90 B CH 82 X CH 82 1-1 ① G2		3	0	0	0	0	1	0
47 Johnny Cueto, R (1, 1) 16 Darnell McDonald, R (6, PH) OBP: 0.444, SLG: 0.375 52 Daniel Herrera, L (7, 1) 51 Jared Burton, R (8, 1) 33 Micah Owings, R (8, PH) OBP: 0.500, SLG: 1.000 57 Mike Lincoln, R (9, 1)			M SI 89 S SI 88 X CU 73 0-2 ③ G1-3			C SI 86 S CU 73 B CU 74 F SI 89 B CU 75 B SI 88 X FF 90 3-2 3 SH2-3 1B		X FF 90 0-0 2B		1 1 0 0 1 0	0 0 0 0 0 0	0 1 0 0 1 0	0 0 0 0 0 0	0 0 0 0 0 0	0 0 0 0 0 0	0 0 0 0 0 0
Inning Stats	R: 0 E: 0 K: 1 S: 10 H: 0 LOB: 0 BB: 0 P: 17	R: 0 E: 0 K: 1 S: 8 H: 0 LOB: 0 BB: 0 P: 13	R: 0 E: 0 K: 1 S: 13 H: 0 LOB: 0 BB: 0 P: 15	R: 0 E: 0 K: 0 S: 10 H: 2 LOB: 2 BB: 1 P: 15	R: 0 E: 0 K: 0 S: 8 H: 0 LOB: 0 BB: 0 P: 10	R: 0 E: 0 K: 0 S: 10 H: 1 LOB: 1 BB: 0 P: 16	R: 1 E: 0 K: 0 S: 6 H: 0 LOB: 0 BB: 1 P: 15	R: 0 E: 0 K: 2 S: 9 H: 1 LOB: 1 BB: 0 P: 15	R: 1 E: 0 K: 0 S: 12 H: 2 LOB: 1 BB: 1 P: 20	1B: 5 2B: 2 3B: 0 HR: 0 SF: 0 SAC: 1 DP: 1 HBP: 0						

	AB	30
	R	2
	H	6
	RBI	2
	BB	3
	SO	5
	LOB	7

WP: 0 PB: 0 SB: 1 CS: 0 PA: 34

PITCHER		IP	WLS	BF	H	R	ER	SO	BB	IBB	HBP	BLK	WP	HR	S	P	ERA	WHIP
28 Paul Maholm, L ERA: 1.32	(1, 1)	7.0	W	25	3	1	1	3	2	0	0	0	0	0	65	101	1.29	0.714
34 John Grabow, L ERA:	(8, 1)	1.0		4	1	0	0	2	0	0	0	0	0	0	9	15	0.00	1.000
43 Jesse Chavez, R ERA: 9.0	(9, 1)	1.0		5	2	1	1	0	1	0	0	0	0	0	12	20	9.00	3.000

PITCHER	IP	WLS	BF	H	R	ER	SO	BB	IBB	HBP	BLK	WP	HR	S	P	ERA	WHIP

Batter	1	2	3	4	5	6	7	8	9	AB	R	H	RBI	BB	SO	LOB
3 Nyjer Morgan, L (1, 7) OBP: 0.464, SLG: 0.538	B FF 85 X SI 86 1-0 2B		C CH 79 H FF 90 1-1 12 CS HBP			C SI 86 F CU 77 F SL 78 C FF 88 0-3 ② K			C FF 86 F CU 76 X FF 89 0-2 1B	3	0	2	0	0	1	0
12 Freddy Sanchez, R (1, 4) OBP: 0.333, SLG: 0.556	B SI 86 X SI 87 1-0 ① G6-3		1 SAFE C SL 80 1 SAFE 0-1 ③ CS 1-2	X CH 84 0-0 ① F7		C FF 88 C SL 78 F FF 88 B SL 79 F SI 87 F SI 88 C FF 90 1-3 ③ K			T SL 80 F FF 90 B FF 92 X SL 79 1-2 ② P3	4	0	0	0	0	1	2
13 Nate McLouth, L (1, 8) OBP: 0.333, SLG: 0.429	B SI 86 C SI 87 B SI 87 C SI 88 F SI 88 F SI 88 C SL 79 2-3 ② K			C FF 85 C FF 86 C SI 87 0-3 ② K			B CH 84 C SI 86 F FF 87 B SI 88 F SL 79 F FF 89 X SI 90 2-2 ① P5		D SI 90 F FF 88 F SI 91 B SL 81 S SL 80 2-3 ③ K	4	0	0	0	0	3	2
41 Ryan Doumit, S (1, 2) OBP: 0.231, SLG: 0.375	X SI 88 0-0 ③ G4-3			B SI 85 B SI 86 X SI 87 2-0 ③ P5			X SI 87 0-0 ② G4-3			3	0	0	0	0	0	1
25 Adam LaRoche, L (1, 3) OBP: 0.136, SLG: 0.273		B FF 85 C CH 85 X FF 86 1-1 ① F8			B SI 85 X SI 86 1-0 ① G4-3		C FF 86 C SI 88 B SI 89 B SL 78 S SL 80 2-3 ③ K			3	0	0	0	0	1	0
15 Andy LaRoche, R (1, 5) 5 Ramón Vázquez, L (8, PH) OBP: 0.364, SLG: 0.222 (8, 5)		B FF 85 F FF 86 F SL 78 T SI 86 1-2 ② K			X SL 77 0-0 ② F9			B SI 85 F SI 85 B FF 86 F SI 86 B SL 78 X SI 88 3-2 ① G1-3		2 1	0 0	0 0	0 0	0 0	1 0	0 0
44 Brandon Moss, L (1, 9) OBP: 0.350, SLG: 0.389		B SI 87 T SI 87 C FF 87 X SL 78 1-2 ③ F8			C SI 88 C SI 87 F SI 88 B FF 89 X SL 80 1-2 1B			X SI 88 0-0 ② F7		3	0	1	0	0	0	0
2 Jack Wilson, R (1, 6) OBP: 0.348, SLG: 0.409			C SI 86 B SL 79 F FF 88 B SL 80 F SL 79 F SI 89 F FF 91 X SI 90 2-2 ① G4-3		X FF 87 0-0 ③ F7			C SI 88 F SL 78 X FF 89 0-2 ③ G4-3		3	0	0	0	0	0	1
45 Ian Snell, R (1, 1) 38 Craig Hansen, R (7, 1) 17 Sean Burnett, L (7, 1) 43 Jesse Chavez, R (8, 1) 16 Eric Hinske, L (9, PH) OBP: 0.273, SLG: 0.400			C FF 87 F FF 88 C FF 90 0-3 ② K			B CH 83 C FF 86 F FF 87 S CU 77 1-3 ① K			B FF 85 F FF 86 B CU 77 F SI 87 X FF 88 2-2 ① P6	2 0 0 0 1	0 0 0 0 0	0 0 0 0 0	0 0 0 0 0	2 0 0 0 0	0 0 0 0 0	0 0 0 0 0
Inning Stats	R: 0 E: 0 K: 1 S: 8 H: 1 LOB: 1 BB: 0 P: 12	R: 0 E: 0 K: 1 S: 8 H: 0 LOB: 0 BB: 0 P: 11	R: 0 E: 0 K: 1 S: 11 H: 0 LOB: 0 BB: 0 P: 14	R: 0 E: 0 K: 1 S: 5 H: 0 LOB: 0 BB: 0 P: 7	R: 0 E: 0 K: 0 S: 7 H: 1 LOB: 1 BB: 0 P: 9	R: 0 E: 0 K: 3 S: 13 H: 0 LOB: 0 BB: 0 P: 15	R: 0 E: 0 K: 1 S: 9 H: 0 LOB: 0 BB: 0 P: 13	R: 0 E: 0 K: 0 S: 7 H: 0 LOB: 0 BB: 0 P: 10	R: 0 E: 0 K: 1 S: 12 H: 1 LOB: 1 BB: 0 P: 17	1B: 2 2B: 1 3B: 0 HR: 0	SF: 0 SAC: 0 DP: 0 HBP: 1	WP: 0 PB: 0 SB: 0 CS: 1	PA: 31			

PITCHER		IP	WLS	BF	H	R	ER	SO	BB	IBB	HBP	BLK	WP	HR	S	P	ERA	WHIP
39 Aaron Harang, R ERA: 0.64	(1, 1)	9.0	W	30	3	0	0	9	0	0	1	0	0	0	80	108	0.00	0.333

PITCHER	IP	WLS	BF	H	R	ER	SO	BB	IBB	HBP	BLK	WP	HR	S	P	ERA	WHIP

TOP

Pittsburgh Pirates @ Cincinnati Reds

Great American Ball Park, Cincinnati, OH

Sun Apr 12 2009, 1:10 PM EDT
Att. 12,876 - Partly Cloudy - 50 F

livebaseballscorecards.com

AB	29
R	0
H	3
RBI	0
BB	0
SO	9
LOB	6

BOTTOM

Pittsburgh Pirates @ Cincinnati Reds

Great American Ball Park, Cincinnati, OH

Sun Apr 12 2009, 1:10 PM EDT

Att. 12,876 - Partly Cloudy - 50 F

livebaseballscorecards.com

Batter	1	2	3	4	5	6	7	8	9	AB	R	H	RBI	BB	SO	LOB
3 Willy Taveras, R (1, 8) OBP: 0.417, SLG: 0.636	C FF 89 B CH 87 X SL 81 1-1 4 HR 2B		C SL 78 F FF 91 B FF 90 X FF 92 1-2 ① G4-3		B FF 90 X FF 89 1-0 ① SH1-3 1-2		B FF 89 X FF 90 1-0 21 S 1B			3	1	2	0	0	0	0
21 Chris Dickerson, L (1, 7) OBP: 0.545, SLG: 0.333	B FA 89 B CH 88 F SI 88 X SI 90 2-1 ① F7		B SI 91 S CH 84 B SI 93 B CH 87 B SI 92 4-1 19 2B BB		D CH 84 X FF 91 1-0 2-3 1B		B SL 81 B FF 90 B FF 90 C FF 90 C SL 80 D SL 81 4-2 1-2 BB			2	0	1	0	2	0	1
19 Joey Votto, L (1, 3) OBP: 0.455, SLG: 0.750	X CH 82 0-0 ② F7		B SI 91 S FF 92 1 SAFE B FF 91 B SI 90 F FF 93 X FF 93 3-2 1-3 2B		F SL 81 B FF 92 B SL 82 F SL 81 B FF 92 S SL 82 3-3 ② K2-3		C SL 78 2 SAFE 2 SAFE D SL 78 C SL 78 D SL 77 C SI 90 2-3 ③ K			4	0	1	0	0	2	5
4 Brandon Phillips, R (1, 4) OBP: 0.476, SLG: 0.643	F SL 82 B SL 84 B CH 87 F SL 83 X CH 89 2-2 2-H HR		X SL 85 0-0 ② G5-3		S SL 84 B CH 87 D SL 86 D CH 86 S SL 85 X SL 85 3-2 ③ G1-3			B FF 95 B FF 94 B FF 95 C FF 94 T FF 95 F FF 95 B FF 94 4-2 28 L6-4-3 32 1B BB		3	1	1	2	1	0	4
32 Jay Bruce, L (1, 9) OBP: 0.238, SLG: 0.250	C FF 91 B CH 85 B CH 85 B FF 90 C SI 93 S FF 93 3-3 ③ K		F FF 93 F CH 86 F FF 94 B SL 86 F SI 94 S SL 82 1-3 ③ K			B SL 77 B SI 89 B SI 90 C FF 90 S FF 92 F SI 94 C FF 93 3-3 ① K		1 SAFE B CH 85 X CH 84 1-0 28 L6-4-3 1-2 1B		4	0	1	0	0	3	2
28 Edwin Encarnación, R (1, 5) OBP: 0.524, SLG: 0.231		B CH 88 C FF 91 B SL 83 B FF 93 B FF 92 4-1 55 FC4-6 BB		S SL 82 C SL 84 C SL 82 0-3 ① K		X SL 85 0-0 55 G6-4-3 1B		S FF 94 C FF 94 X FC 90 0-2 ①②③ L6-4-3 1-1 2-2		3	0	1	0	1	1	2
55 Ramon Hernandez, R (1, 2) OBP: 0.125, SLG: 0.067		C SL 82 D SL 81 1 SAFE 1 SAFE B CH 86 F FF 91 X SL 82 2-2 ① FC4-6 1-2f		F FF 92 S FF 92 B SL 81 S FF 94 1-3 ② K		D SL 83 C FF 90 1 SAFE S SL 84 X SL 87 1-2 ②③ G6-4-3 1-2f				3	0	0	0	0	1	2
2 Alex Gonzalez, R (1, 6)		B CH 82 D FF 91 S FF 90 C FF 92 S SL 85 2-3 ② K		S FF 93 C FF 94 F FF 93 F SL 82 F FF 93 X SL 82 0-2 ③ F7			B FF 89 C FF 88 T SL 81 F SL 82 X SL 81 1-2 ① F9			3	0	0	0	0	1	1
39 Aaron Harang, R (1, 1)		B FF 92 X CH 87 1-0 ③ G6-3			B FF 91 B CH 87 C FF 90 B FF 91 B CH 88 4-1 21 1B 3 SH1-3 BB		F FF 89 S SL 81 S SL 80 0-3 ② K			2	0	0	0	1	1	1

Inning Stats																						
	R: 2	H: 2	R: 0	H: 0	R: 0	H: 1	R: 0	H: 0	R: 0	H: 1	R: 0	H: 1	R: 0	H: 1	R: 0	H: 1	1B: 4	SF: 0	WP: 0	PA: 33
	E: 0	LOB: 0	E: 0	LOB: 1	E: 0	LOB: 2	E: 0	LOB: 0	E: 0	LOB: 0	E: 0	LOB: 0	E: 0	LOB: 2	E: 0	LOB: 0	2B: 2	SAC: 1	PB: 0	
	K: 1	BB: 0	K: 1	BB: 1	K: 1	BB: 1	K: 2	BB: 0	K: 1	BB: 1	K: 1	BB: 0	K: 2	BB: 1	K: 1	BB: 1	3B: 1	DP: 1	SB: 1	
	S: 11	P: 19	S: 8	P: 17	S: 13	P: 22	S: 12	P: 13	S: 9	P: 21	S: 8	P: 12	S: 13	P: 21	S: 7	P: 12	HR: 1	HBP: 0	CS: 0	

PITCHER	IP	WLS	BF	H	R	ER	SO	BB	IBB	HBP	BLK	WP	HR	S	P	ERA	WHIP
45 Ian Snell, R (1, 1) ERA: 7.2	6.0	L	25	5	2	2	7	3	0	0	0	0	1	61	104	3.00	1.333
38 Craig Hansen, R (7, 1) ERA:	0.2		4	1	0	0	1	1	0	0	0	0	0	10	16	0.00	3.000
17 Sean Burnett, L (7, 1) ERA:	0.1		1	0	0	0	1	0	0	0	0	0	0	3	5	0.00	0.000
43 Jesse Chavez, R (8, 1) ERA: 4.5	1.0		3	1	0	0	0	1	0	0	0	0	0	7	12	0.00	2.000

PITCHER	IP	WLS	BF	H	R	ER	SO	BB	IBB	HBP	BLK	WP	HR	S	P	ERA	WHIP

AB	27
R	2
H	7
RBI	2
BB	5
SO	9
LOB	18

Batter	1	2	3	4	5	6	7	8	9	AB	R	H	RBI	BB	SO	LOB
3 Willy Taveras, R (1, 8) OBP: 0.353, SLG: 0.467	B FF 91 X FF 89 1-0 ① F8		B FF 92 B CH 85 C FF 91 C FF 91 B CU 80 B FF 91 4-2 21 BB 19 1B BB	C FF 90 B CU 78 B SL 82 C FF 90 X FF 91 2-2 ③ F9			X SL 82 0-0 ② B1-3		S SI 94 S SI 95 D SL 85 X SI 94 1-2 ② G5-3	4	1	0	0	1	0	1
21 Chris Dickerson, L (1, 7) OBP: 0.500, SLG: 0.400	C FF 91 B CU 80 B SI 91 X FF 90 2-1 ② F8		B FF 89 1 SAFE F CH 88 B CH 83 1 SAFE F SL 89 B CU 76 D FF 90 4-2 4 BB 19 1B 32 HBP 1-2 BB		B CH 83 S CH 83 C CU 75 S SL 79 1-3 ① K		B SL 82 C CH 77 B SL 81 X SL 81 2-1 2B		C FF 84 B SL 75 F SL 78 B SL 77 F SL 78 X FF 85 2-2 ③ G4-3	4	1	1	0	1	1	1
19 Joey Votto, L (1, 3) OBP: 0.462, SLG: 0.696	B FF 90 X CH 85 1-0 ③ L9		X CU 78 0-0 32 HBP 4 BB 28 HR 1-2 2-H 1B		C CH 83 B FF 90 B CU 77 C CH 84 F FF 91 F CU 79 F CU 81 F CU 80 B CH 84 3-2 ② F7 X FF 91		I IN 76 I IN 75 I IN 74 I IN 74 4-0 IBB			3	1	1	1	1	0	0
4 Brandon Phillips, R (1, 4) OBP: 0.440, SLG: 0.529		C CU 76 S CU 78 B FF 91 F FF 91 B CU 78 B FF 91 X FF 91 3-2 ① G3	B FF 91 B SL 84 B FF 92 C FF 93 F FF 91 B FF 92 4-2 32 HBP 28 HR 1-2 2-3 BB		S SL 81 X SL 84 0-1 ③ G6-3		C SL 81 C SL 82 B SL 81 B SL 82 X SL 81 2-2 ③ F9			3	1	0	0	1	0	2
32 Jay Bruce, L (1, 9) OBP: 0.280, SLG: 0.391		C FF 91 S FF 91 B SI 91 X SI 90 1-2 HR	B CH 85 S FF 91 D CU 80 S CH 86 F CU 78 H FF 92 3-2 28 HR 1-2 2-3 3-H HBP			S SL 82 F SL 82 F SL 80 F CU 72 T SL 79 0-2 ① K		M SI 94 B SI 94 F SL 83 C SI 95 1-3 ① K		3	2	1	2	0	2	0
28 Edwin Encarnación, R (1, 5) OBP: 0.520, SLG: 0.438		F FF 91 S FF 90 B CU 79 B CU 79 B FF 91 B FF 91 4-2 55 G5-4-3 BB	X FF 92 0-0 1-H 2-H 3-H HR			B SL 81 X SL 81 1-0 ② P2		S SI 95 S SL 83 B SI 82 B SI 94 S SL 82 2-3 ② K		3	1	1	4	1	1	0
55 Ramon Hernandez, R (1, 2) OBP: 0.150, SLG: 0.105		D SI 89 1 SAFE B CH 88 X FF 89 2-0 ②③ G5-4-3 1-2f	C CU 78 C CU 78 F CU 77 S SL 82 0-3 ③ K			C SL 82 X SL 82 0-1 1B		B SI 95 B SL 82 B SI 94 C SI 94 X SI 94 3-1 ③ G1-3		4	0	1	0	0	1	1
2 Alex Gonzalez, R (1, 6)			B FF 89 B FF 89 X FF 89 2-0 ① P6	B SI 89 F FF 89 B SL 82 F FF 90 X SL 83 2-2 ① F8		B SL 82 F SL 81 S SL 81 F SL 79 S SL 82 1-3 ③ K		B SI 93 B SI 93 X SI 93 2-0 ① G6-3		4	0	0	0	0	1	1
36 Edinson Volquez, R (1, 1) 51 Jared Burton, R (6, 1) 16 Darnell McDonald, R (7, PH) OBP: 0.400, SLG: 0.333 53 Arthur Rhodes, L (7, 1) 25 David Weathers, R (8, 1) 17 Laynce Nix, L (9, PH) OBP: 0.333, SLG: 0.400 48 Francisco Cordero, R (9, 1)			C FF 90 B FF 91 F FF 89 F CU 79 F FF 91 F CU 79 S FF 91 1-3 ② K	B FF 91 C FF 89 C FF 90 B SI 90 F FF 90 X SL 83 2-2 ② G6-3			S SL 82 S SL 81 B SL 81 F SL 81 B SL 82 B SL 81 S SL 81 3-3 ① K		B SI 94 S SI 94 F SL 83 B SI 94 F SI 94 B SI 94 X SI 94 3-2 2B	2 0 1 0 0 1 0	0 0 0 0 0 0 0	0 0 0 0 0 1 0	0 0 0 0 0 0 0	0 0 0 0 0 0 0	1 0 0 0 0 0 0	0 0 0 0 0 0 0
Inning Stats	R: 0 E: 0 K: 0 S: 4 H: 0 LOB: 0 BB: 0 P: 8	R: 1 E: 0 K: 0 S: 10 H: 1 LOB: 0 BB: 1 P: 20	R: 6 E: 0 K: 2 S: 22 H: 2 LOB: 3 BB: 3 P: 40	R: 0 E: 0 K: 0 S: 10 H: 0 LOB: 0 BB: 0 P: 16	R: 0 E: 0 K: 1 S: 12 H: 0 LOB: 0 BB: 0 P: 16	R: 0 E: 0 K: 2 S: 12 H: 1 LOB: 1 BB: 0 P: 14	R: 0 E: 0 K: 1 S: 10 H: 1 LOB: 2 BB: 1 P: 21	R: 0 E: 0 K: 2 S: 8 H: 0 LOB: 0 BB: 0 P: 14	R: 0 E: 0 K: 0 S: 12 H: 1 LOB: 1 BB: 0 P: 20	1B: 2 2B: 2 3B: 0 HR: 2 SF: 0 SAC: 0 DP: 1 HBP: 1						WP: 0 PB: 0 SB: 0 CS: 0 PA: 38	

PITCHER		IP	WLS	BF	H	R	ER	SO	BB	IBB	HBP	BLK	WP	HR	S	P	ERA	WHIP
49 Yovani Gallardo, R ERA: 6.94	(1, 1)	5.0	L	22	3	7	7	3	4	0	1	0	0	2	58	100	12.60	1.400
45 Mark DiFelice, R ERA: 1.8	(6, 1)	2.0		9	2	0	0	3	0	1	0	0	0	0	22	35	0.00	1.000
60 Todd Coffey, R ERA:	(8, 1)	1.2		6	1	0	0	2	0	0	0	0	0	0	16	28	0.00	0.600
57 Mitch Stetter, L ERA: 6.75	(9, 1)	0.1		1	0	0	0	0	0	0	0	0	0	0	4	6	0.00	0.000

PITCHER	IP	WLS	BF	H	R	ER	SO	BB	IBB	HBP	BLK	WP	HR	S	P	ERA	WHIP

TOP

Cincinnati Reds @ Milwaukee Brewers

Miller Park, Milwaukee, WI

Mon Apr 13 2009, 7:05 PM CDT

Att. 25,016 - Roof Closed - 61 F

livebaseballscorecards.com

AB	32
R	7
H	6
RBI	7
BB	5
SO	8
LOB	6

BOTTOM

Cincinnati Reds @ Milwaukee Brewers

Miller Park, Milwaukee, WI

Mon Apr 13 2009, 7:05 PM CDT

Att. 25,016 - Roof Closed - 61 F

livebaseballscorecards.com

Batter	1	2	3	4	5	6	7	8	9	AB	R	H	RBI	BB	SO	LOB
23 Rickie Weeks Jr., R (1, 4) OBP: 0.364, SLG: 0.448	F FF 92 C SI 93 B KC 80 X KC 80 1-2 8 FC5-4 1 BB 28 FC3-6 1B	S CH 81 F SI 94 S CH 83 0-3 ② K		F FF 95 H SI 94 1-1 8 FC1-2 1-2 2-3 HBP		B FF 90 C FF 89 B SI 90 X FF 90 2-1 ① F8		F SL 83 F FF 89 B SI 89 B SL 83 X SL 84 2-2 ② F8		4	1	1	0	0	1	2
1 Corey Hart, R (1, 9) OBP: 0.419, SLG: 0.769	B SI 92 B FF 93 C FF 93 1 SAFE B SI 92 B FF 93 4-1 8 FC5-4 1-2 BB	B KC 82 B FF 96 C CH 80 X CH 81 2-1 1-H 2-H HR		F FF 94 F SI 94 X FF 95 0-2 ① L6		F FF 91 B CH 85 C FF 91 X 1-2 ② F8		B SL 83 S SL 83 C SL 84 X SI 89 1-2 3B		4	1	2	3	1	0	3
8 Ryan Braun, R (1, 7) OBP: 0.364, SLG: 0.269	C SI 94 B KC 80 F SI 94 X CH 81 1-2 ① FC5-4 28 FC3-6 1-2f 2-3	B SI 94 B FF 92 C FF 93 C SI 93 B FF 96 B SI 94 4-2 28 S BB		S KC 82 B SI 95 X CH 82 1-1 ② FC1-2 1-2 2-3 3-Hf		C SL 82 B CH 86 B CH 86 B SI 90 B FF 92 4-1 BB		B FF 90 D SL 85 C SL 83 B FF 89 B FF 89 4-1 28 BB BB		2	0	0	0	3	0	5
28 Prince Fielder, L (1, 3) OBP: 0.375, SLG: 0.417	B FF 95 D KC 78 C CH 80 X FF 95 2-1 ② FC3-6 1-2f 3-H	S SI 93 D CH 81 B SI 94 F SI 94 S CH 82 2-3 ③ K 1-2		B CH 82 F CH 80 B FF 96 X CH 83 2-1 ③ G5-3		B CH 86 P PO 84 C FF 91 F FF 91 1 SAFE F FF 90 X CH 86 2-2 ③ L8		B CH 85 B SI 88 B CH 85 B SL 84 4-0 1-2 BB		4	0	0	1	1	1	6
7 J.J. Hardy, R (1, 6) OBP: 0.133, SLG: 0.214	B SI 93 C FF 94 X SI 93 1-1 ③ F9	C FF 94 X 0-1 ① L8	C KC 75 X SI 92 0-1 HR			B FF 89 C FF 90 B FF 85 X FF 84 2-1 ① F7		C SI 88 S SL 82 D SL 84 B SL 84 X SL 82 2-2 ③ F8		5	1	1	1	0	0	4
25 Mike Cameron, R (1, 8) OBP: 0.462, SLG: 0.500		B SI 92 C CH 78 C SI 93 B KC 80 X CH 81 2-2 2 BB 18 1B 1B	B KC 77 B SI 93 B FF 94 C SI 92 X FF 93 3-1 ② F9		C CH 80 B KC 79 B CH 79 F FF 95 B CH 82 C CH 81 3-3 ① K		B FF 90 C FF 90 B FF 91 F FF 90 X FF 91 2-2 2 1B 1B		C FF 94 X FF 95 0-1 ① F8	5	1	2	0	0	1	0
2 Bill Hall, R (1, 5) OBP: 0.400, SLG: 0.471 60 Todd Coffey, R (8, 1) 57 Mitch Stetter, L (9, 1) 16 Chris Duffy, L (9, PH)		B SI 93 B CH 80 B FF 94 B FF 94 4-0 1 BLK 18 1B 1 HR 1-2 BB	X FF 93 0-0 ③ G6-3		B KC 81 B CH 80 F FF 94 S CH 80 C SI 96 2-3 ② K		B FF 91 S SL 81 C FF 91 X SL 80 1-2 18 G6-4-3 1-2 1B		B FF 94 B FF 94 C FF 94 F FF 96 B FF 95 B FF 94 4-2 18 E BB	3 0 0 0	1 0 0 0	1 0 0 0	0 0 0 1	1 0 0 0	1 0 0 0	0 0 0 0
18 Jason Kendall, R (1, 2) OBP: 0.217, SLG: 0.105		B FF 94 C FF 94 B KC 79 S FF 92 D FF 95 X FF 94 3-2 1 BLK 1 HR 1-2 2-H 1B		B FF 93 C FF 93 B SI 94 X FF 94 2-1 23 HBP 49 1B 8 FC1-2 1B	B KC 78 B FF 94 B FF 94 B FF 94 4-0 BB		B FF 91 C FF 92 B FF 92 X FF 91 2-1 ② ③ G6-4-3 1-2f		B FF 95 C FF 95 X SL 88 1-1 ② F8 1-2	4	1	2	1	1	0	3
49 Yovani Gallardo, R (1, 1) OBP: 0.500, SLG: 1.250 27 Brad Nelson, L (5, PH) 45 Mark DiFelice, R (6, 1) 30 Craig Counsell, L (8, 5) OBP: 0.667, SLG: 0.571		C FF 92 2 SAFE X FF 93 0-1 ① B2		X FF 92 0-0 8 FC1-2 23 HBP 1-2 1B	B CH 79 X CH 80 1-0 ③ G1-3			C SI 88 B FF 88 B FF 89 F SI 89 S SL 83 2-3 ① K	F FF 95 B SL 89 B SL 88 C FF 96 B FF 96 X FF 96 3-2 ③ G3	2 1 0 2	0 0 0 0	1 0 0 0	0 0 0 0	0 0 0 1	0 0 0 1	2 1 0 1

Inning Stats	1	2	3	4	5	6	7	8	9
	R: 1 E: 0 K: 0 S: 11	R: 4 E: 0 K: 2 S: 18	R: 0 E: 0 K: 0 S: 5	R: 0 E: 0 K: 0 S: 11	R: 1 E: 0 K: 2 S: 9	R: 0 E: 0 K: 0 S: 11	R: 0 E: 0 K: 0 S: 10	R: 0 E: 0 K: 1 S: 13	R: 0 E: 1 K: 0 S: 9
	H: 1 LOB: 1 BB: 1 P: 20	H: 3 LOB: 1 BB: 2 P: 35	H: 0 LOB: 0 BB: 0 P: 8	H: 2 LOB: 3 BB: 0 P: 17	H: 1 LOB: 1 BB: 1 P: 19	H: 0 LOB: 1 BB: 1 P: 19	H: 2 LOB: 1 BB: 0 P: 17	H: 1 LOB: 3 BB: 2 P: 28	H: 0 LOB: 1 BB: 1 P: 17

1B: 7	SF: 0
2B: 0	SAC: 0
3B: 1	DP: 1
HR: 2	HBP: 1

WP: 0	PA: 45
PB: 0	
SB: 1	
CS: 0	

AB	36
R	6
H	10
RBI	6
BB	8
SO	5
LOB	27

PITCHER		IP	WLS	BF	H	R	ER	SO	BB	IBB	HBP	BLK	WP	HR	S	P	ERA	WHIP
36 Edinson Volquez, R ERA: 9.64	(1, 1)	5.0	W	27	7	6	6	4	4	0	1	1	0	2	54	99	10.80	2.200
51 Jared Burton, R ERA: 2.7	(6, 1)	1.0	H	4	0	0	0	0	1	0	0	0	0	0	11	19	0.00	1.000
53 Arthur Rhodes, L ERA:	(7, 1)	1.0	H	4	2	0	0	0	0	0	0	0	0	0	10	17	0.00	2.000
25 David Weathers, R ERA:	(8, 1)	1.0	H	6	1	0	0	1	2	0	0	0	0	0	13	28	0.00	3.000
48 Francisco Cordero, R ERA:	(9, 1)	1.0	S	4	0	0	0	0	1	0	0	0	0	0	9	17	0.00	1.000

PITCHER	IP	WLS	BF	H	R	ER	SO	BB	IBB	HBP	BLK	WP	HR	S	P	ERA	WHIP

Cincinnati Reds @ Milwaukee Brewers

Miller Park, Milwaukee, WI

Tue Apr 14 2009, 7:05 PM CDT

Att. 27,441 - Roof Closed - 62 F

livebaseballscorecards.com

Batter	1	2	3	4	5	6	7	8	9	AB	R	H	RBI	BB	SO	LOB
3 Willy Taveras, R (1, 8) OBP: 0.409, SLG: 0.444	B FF 93 C FF 93 B FS 86 C FS 85 X FF 94 2-2 ① G4-3		B CU 75 B FF 91 B FF 90 C FF 90 C FF 91 B FF 92 4-2 15 HR BB		B FS 83 B FF 90 C FF 90 C FF 90 B FF 92 B FF 91 4-2 19 S BB			B FF 92 X FF 92 1-0 32 BB 4 S 1B	C CU 71 B FF 89 X CH 83 1-1 ② G5-3 2-3	3	1	1	0	2	0	1
15 Jerry Hairston, R (1, 7) OBP: 0.250, SLG: 0.357	B FF 94 B FS 85 B FF 93 B FF 93 4-0 19 2B BB		1 SAFE B FS 83 C FF 89 F 1 SAFE F 1 SAFE P PO 83 X 2-2 1-H HR		1 SAFE B FF 92 X FF 91 1-0 ② F7			B FF 90 B SI 91 X FF 92 2-0 ① F8	D SL 82 L CH 82 B CU 73 B SL 81 B FF 88 4-1 19 1B 4 1B BB	3	3	1	2	2	0	2
19 Joey Votto, L (1, 3) OBP: 0.452, SLG: 0.679	B CU 76 1 SAFE B CU 74 B FF 93 C FF 93 C FF 92 F FF 92 X FS 84 3-2 4 G4-3 1-H 2B		B CU 77 C FF 91 X FF 92 1-1 ① G6-3		S FF 91 1 SAFE B CU 73 C FF 91 B FS 84 D FS 85 S CU 74 3-3 ③ K 1-2			X FF 94 0-0 ② L4	C FF 88 D CU 73 B CH 83 X FF 87 2-1 4 1B 1-3 3-H 1B	5	0	2	2	0	1	2
4 Brandon Phillips, R (1, 4) OBP: 0.433, SLG: 0.476	B CU 75 S FS 84 F FF 93 B FS 84 F FF 93 X FS 81 2-2 ② G4-3 2-3		B CU 76 C CU 75 S FS 85 X FF 92 1-2 ② F9			C CU 74 S FS 82 F FS 81 B FF 90 B FS 80 F FF 91 B CU 74 C FS 81 3-3 ① K B FF 91 B CU 74 B CU 73 B FF 91 4-0 28 G5-4-3 BB		C CU 77 P PO 87 B SL 84 B SL 85 B CU 77 4-1 32 BB 1-2 BB	X CH 81 0-0 1-2 3-H 1B	4	0	1	1	1	1	1
32 Jay Bruce, L (1, 9) OBP: 0.300, SLG: 0.346	C FF 94 S CU 76 X FF 91 0-2 ③ P5		S CU 77 C CU 75 X CU 75 0-2 ③ G3			D FF 88 X FS 80 1-0 ②③ G5-4-3 1-2f		B FF 93 B CU 78 B FF 94 B FF 94 4-0 1-2 2-3 BB	C CU 72 B CH 82 B FF 88 F CH 81 S SL 81 2-3 ③ K	3	0	0	0	2	1	3
28 Edwin Encarnación, R (1, 5) OBP: 0.448, SLG: 0.350		B FS 83 B FF 92 X FF 92 2-0 ① F9		X FF 89 0-0 ① P3			C SL 82 S SL 82 B SL 81 B SL 81 S SL 80 2-3 ① K	B FF 92 C CU 82 B FF 93 X FF 94 2-1 ③ F8		4	0	0	0	0	0	4
29 Ryan Hanigan, R (1, 2) OBP: 0.375, SLG: 0.286		C FF 92 B FF 92 S FS 84 B FS 82 F FF 92 X FS 84 2-2 ② G5-3		B FF 90 C FF 89 X FF 90 1-1 ② F8					B FF 88 B CH 80 C FF 88 S CH 81 B SL 82 F SL 81 X CH 81 3-2 7 SH1-3 17 2B 1B	4	1	1	0	0	1	0
7 Paul Janish, R (1, 6) OBP: 0.286, SLG: 0.429		C FF 91 B FF 92 B FS 82 X FF 91 2-1 2B		X FF 90 0-0 ③ F8			C SL 82 X SL 82 0-1 ② P4		X FF 87 0-0 ① SH1-3 1-2	3	0	1	0	0	0	0
61 Bronson Arroyo, R (1, 1) 52 Daniel Herrera, L (7, 1) 25 David Weathers, R (8, 1) 17 Laynce Nix, L (9, PH) OBP: 0.429, SLG: 0.667 57 Mike Lincoln, R (9, 1)		D CU 74 B FS 82 B FF 90 C FF 90 F FF 89 S FF 91 3-3 ③ K			B FF 88 C FF 88 S FS 82 S FF 91 1-3 ① K		S SL 80 B SL 80 B SL 82 X SL 81 2-1 ③ P2		C CU 72 B FF 89 F CH 83 X SL 82 1-2 3 G5-3 19 1B 2-H 2B	3 0 0 1 0	0 0 0 1 0	0 0 0 1 0	0 0 0 1 0	2 0 0 0 0	0 0 0 0 0	1 0 0 0 0
Inning Stats	R: 1 E: 0 K: 0 S: 14 H: 1 LOB: 1 BB: 1 P: 25	R: 0 E: 0 K: 1 S: 10 H: 1 LOB: 1 BB: 0 P: 19	R: 2 E: 0 K: 0 S: 15 H: 1 LOB: 0 BB: 1 P: 22	R: 0 E: 0 K: 0 S: 4 H: 0 LOB: 0 BB: 0 P: 5	R: 0 E: 0 K: 2 S: 9 H: 0 LOB: 1 BB: 1 P: 18	R: 0 E: 0 K: 1 S: 6 H: 0 LOB: 0 BB: 1 P: 14	R: 0 E: 0 K: 1 S: 7 H: 0 LOB: 0 BB: 0 P: 11	R: 0 E: 0 K: 0 S: 7 H: 1 LOB: 3 BB: 2 P: 19	R: 3 E: 0 K: 1 S: 17 H: 4 LOB: 2 BB: 1 P: 30	1B: 4 2B: 3 3B: 0 HR: 1 SF: 0 SAC: 1 DP: 1 HBP: 0						

PITCHER		IP	WLS	BF	H	R	ER	SO	BB	IBB	HBP	BLK	WP	HR	S	P	ERA	WHIP
26 Manny Parra, L ERA: 6.97	(1, 1)	6.0	L	24	3	3	3	4	4	0	0	0	0	1	58	103	4.50	1.167
45 Mark DiFelice, R ERA: 1.5	(7, 1)	1.0		3	0	0	0	1	0	0	0	0	0	0	7	11	0.00	0.000
73 Seth McClung, R ERA: 5.14	(8, 1)	1.0		6	1	0	0	0	2	0	0	0	0	0	7	19	0.00	3.000
12 Carlos Villanueva, R ERA: 11.25	(9, 1)	1.0		8	4	3	3	1	1	0	0	0	0	0	17	30	27.00	5.000

PITCHER		IP	WLS	BF	H	R	ER	SO	BB	IBB	HBP	BLK	WP	HR	S	P	ERA	WHIP

AB	33
R	6
H	8
RBI	6
BB	7
SO	6
LOB	14

WP: 0	PA: 41		
PB: 0			
SB: 2			
CS: 0			

Cincinnati Reds @ Milwaukee Brewers

Miller Park, Milwaukee, WI

Tue Apr 14 2009, 7:05 PM CDT

Att. 27,441 - Roof Closed - 62 F

livebaseballscorecards.com

BOTTOM

Batter	1	2	3	4	5	6	7	8	9	AB	R	H	RBI	BB	SO	LOB
30 Craig Counsell, L (1, 4) OBP: 0.563, SLG: 0.400	B SI 85 B CH 77 B CH 80 B CH 80 4-0 1 G6-4-3 BB		B CU 68 B CU 68 F SI 86 C CU 71 X SI 88 2-2 ② FC3-6 8 1B 1 BB 1-2f		B FF 87 C CH 75 F FC 84 B SI 87 B CH 82 C CU 69 3-3 ② K			B SI 85 C SL 73 C CH 73 B SL 74 X SC 66 2-2 ① F8		3	0	0	0	1	1	1
1 Corey Hart, R (1, 9) OBP: 0.429, SLG: 0.714	C SL 73 X SI 87 ① ② 0-1 G6-4-3 1-2f		B SI 88 B SL 75 C CU 68 B SI 89 F SI 88 B SI 88 4-2 8 1B 1-2 BB		C SI 88 B FF 88 B CU 69 B SL 74 B CU 69 4-1 8 CS BB			C SI 86 F SL 81 B CH 83 B CH 84 F SI 86 S SL 83 2-3 ② K		2	0	0	0	2	1	1
8 Ryan Braun, R (1, 7) OBP: 0.351, SLG: 0.267	C SL 73 B SL 75 X CU 69 1-1 ③ P6		C SI 89 X SL 76 0-1 1-2 2-3 1B		B SI 88 1 SAFE C SI 88 C FF 88 1 SAFE F SL 77 B SI 89 2-2 ③ CS 1-2	F SL 75 C SI 88 B SL 77 B SI 86 X SI 88 2-2 ① G5-3		B SI 87 B SI 86 B CH 81 C FF 86 X SI 87 3-1 ③ G5-3		4	0	1	0	0	0	0
28 Prince Fielder, L (1, 3) OBP: 0.333, SLG: 0.357		C CU 66 B CU 70 X FF 87 1-1 ① G4-3	B SI 89 B CH 80 X CU 71 2-0 ③ F7			B SI 88 F CH 75 X FF 86 1-1 ② F7			C SI 90 X CH 83 0-1 ① G5-3	4	0	0	0	0	0	3
7 J.J. Hardy, R (1, 6) OBP: 0.176, SLG: 0.375		B SI 87 C CH 76 X FF 88 1-1 HR		C CH 76 X CU 67 0-1 ① F8		B SL 73 C CU 68 X SI 88 1-1 ③ F7			B SI 91 C CH 83 F CU 77 B FC 90 X SI 89 2-2 2B	4	1	2	1	0	0	0
25 Mike Cameron, R (1, 8) OBP: 0.433, SLG: 0.500		B CU 70 B CU 71 C CU 71 C SI 86 X SI 88 2-2 ② F8		B SI 88 F SI 88 B SI 89 X SI 88 2-1 2B			C SI 87 B SL 75 X CU 67 1-1 ① F7		X SI 89 0-0 ② L7	4	0	1	0	0	0	1
2 Bill Hall, R (1, 5) OBP: 0.375, SLG: 0.429		C SI 88 C SI 88 B SL 78 B SL 75 X CU 68 2-2 ③ F7		C SL 75 B SI 89 B SI 88 C SI 88 S SI 89 2-3 ② K			C FF 88 B SI 89 B SI 89 X SI 87 2-1 18 BB 1B		C SI 90 X SI 91 0-1 ③ G6-3	4	0	1	0	0	1	2
18 Jason Kendall, R (1, 2) OBP: 0.231, SLG: 0.095			C CH 76 B FF 88 X CU 68 1-1 E5 30 FC3-6	X SI 89 0-0 ③ G5-3			B FF 88 B SL 75 B CU 69 C CH 78 B SL 74 4-1 23 G4-3 1-2 BB			2	0	0	0	1	0	1
26 Manny Parra, L (1, 1) 45 Mark DiFelice, R (7, 1) 27 Brad Nelson, L (7, PH) 23 Rickie Weeks Jr., R (7, PH) OBP: 0.353, SLG: 0.433 73 Seth McClung, L (8, 1) 12 Carlos Villanueva, R (9, 1)			L SI 87 1 SAFE L FF 89 B FF 88 B SL 76 B CU 71 X CU 71 3-2 ① P2		F CU 69 B SI 87 S CH 76 C SL 74 1-3 ① K		C SL 75 B SC 65 S SC 65 B SI 83 B SC 67 X SC 66 3-2 ②③ G4-3 1-2f			2 0 0 0 1 0 0	0 0 0 0 0 0 0	0 0 0 0 0 0 0	0 0 0 0 0 0 0	1 0 0 0 0 0 0	1 0 0 0 2 0 0	0 0 0 0 0 0 0
Inning Stats	R: 0 E: 0 K: 0 S: 4 H: 0 LOB: 0 BB: 1 P: 9	R: 1 E: 0 K: 0 S: 10 H: 1 LOB: 0 BB: 0 P: 16	R: 0 E: 1 K: 0 S: 13 H: 1 LOB: 3 BB: 1 P: 25	R: 0 E: 0 K: 1 S: 8 H: 1 LOB: 1 BB: 0 P: 12	R: 0 E: 0 K: 2 S: 10 H: 0 LOB: 0 BB: 1 P: 20	R: 0 E: 0 K: 0 S: 7 H: 0 LOB: 0 BB: 0 P: 11	R: 0 E: 0 K: 0 S: 8 H: 1 LOB: 1 BB: 1 P: 18	R: 0 E: 0 K: 1 S: 9 H: 0 LOB: 0 BB: 0 P: 16	R: 0 E: 0 K: 0 S: 8 H: 1 LOB: 1 BB: 0 P: 10	1B: 2 2B: 2 3B: 0 HR: 1	SF: 0 SAC: 0 DP: 2 HBP: 0			WP: 0 PB: 0 SB: 0 CS: 1	PA: 35		

PITCHER		IP	WLS	BF	H	R	ER	SO	BB	IBB	HBP	BLK	WP	HR	S	P	ERA	WHIP
61 Bronson Arroyo, R ERA: 4.38	(1, 1)	6.1	W	26	4	1	1	3	4	0	0	0	0	1	57	105	1.42	1.263
52 Daniel Herrera, L ERA: 6.75	(7, 1)	1.0	H	2	0	0	0	0	0	0	0	0	0	0	6	11	0.00	0.000
25 David Weathers, R ERA:	(8, 1)	0.2	H	2	0	0	0	1	0	0	0	0	0	0	6	11	0.00	0.000
57 Mike Lincoln, R ERA: 24.3	(9, 1)	1.0		4	1	0	0	0	0	0	0	0	0	0	8	10	0.00	1.000

PITCHER	IP	WLS	BF	H	R	ER	SO	BB	IBB	HBP	BLK	WP	HR	S	P	ERA	WHIP

AB	30
R	1
H	5
RBI	1
BB	4
SO	4
LOB	12

Cincinnati Reds @ Milwaukee Brewers

Miller Park, Milwaukee, WI

Wed Apr 15 2009, 7:05 PM CDT

Att. 30,349 - Roof Closed - 60 F

livebaseballscorecards.com

TOP

Batter	1	2	3	4	5	6	7	8	9	AB	R	H	RBI	BB	SO	LOB
3 Willy Taveras, R (1, 8) OBP: 0.462, SLG: 0.476	C SI 90 C SI 91 B CH 84 B SI 91 B SI 90 X SI 88 3-2 ① F8			B SL 84 B SI 88 C SI 88 L SI 88 X SI 89 2-2 19 1B 1B		C SL 81 B SI 87 C FS 80 F FS 82 F FF 89 F FS 81 H SI 89 2-2 21 HR HBP		C SL 80 X SL 81 0-1 1B		3	1	2	0	0	0	0
21 Chris Dickerson, L (1, 7) OBP: 0.450, SLG: 0.571	B FF 90 C SI 90 X SL 85 1-1 ② P6			B SI 89 S SI 89 1 SAFE B SI 90 1 SAFE S SI 89 X SI 89 2-2 ① F7		X FS 86 0-0 1-H HR		X FF 85 0-0 ① F8		4	1	1	2	0	0	2
19 Joey Votto, L (1, 3) OBP: 0.457, SLG: 0.645	C SI 90 F SI 90 B FF 90 S FS 84 1-3 ③ K			X SI 88 0-0 4 G5-4-3 1-3 1B		F FS 81 B FS 81 B SL 83 C FS 79 F FF 88 B SI 89 F SI 80 B SI 88 4-2 28 FC5-4 BB		C FF 84 F FF 86 B SL 78 B SL 79 S FF 86 2-3 ② K		3	0	1	0	1	2	1
4 Brandon Phillips, R (1, 4) OBP: 0.382, SLG: 0.400		B SI 89 C SI 89 F SL 86 F SI 90 F FS 82 T SI 90 1-2 ① K		X SL 84 0-0 ② ③ G5-4-3 1-2f		B FF 89 1 SAFE S SI 88 X SI 88 1-1 ① F8		F FF 85 B SL 78 F FF 84 B SL 78 X SL 78 2-2 ③ P4		4	0	0	0	0	1	4
32 Jay Bruce, L (1, 9) OBP: 0.265, SLG: 0.300		B SI 90 X CH 81 1-0 ② G1			S SL 82 B FS 82 S FS 82 X FS 81 1-2 ① G3-1	C SI 89 B FS 82 F SI 89 S FS 80 1-3 ② K			C SI 94 X SI 85 0-1 ① F9	4	0	0	0	0	1	1
28 Edwin Encarnación, R (1, 5) OBP: 0.394, SLG: 0.292		F SI 90 B SI 91 B SI 89 F SI 90 B SI 90 X SI 89 3-2 ③ P6			X SI 90 0-0 ② G5-3	B SI 88 B SI 88 X SL 83 2-0 ③ 1-2f FC5-4			B SI 94 C SI 94 B SI 94 F SL 82 X SI 94 2-2 ② G5-3	4	0	0	0	0	0	1
55 Ramon Hernandez, R (1, 2) OBP: 0.208, SLG: 0.174			C SI 90 X SL 84 0-1 2 G6-4-3 1B		C SI 89 B SL 84 C SI 90 B FS 83 F SL 84 X SI 90 2-2 2 2B 1B		B SL 83 B SL 81 C SL 82 X SL 82 2-1 ① P4		F SI 95 X SI 94 0-1 ③ G6-3	4	1	2	0	0	0	0
2 Alex Gonzalez, R (1, 6) OBP: 0.143, SLG: 0.105			C SI 90 X SI 89 0-1 ① ② G6-4-3 1-2f		C SL 83 F SI 88 B SI 90 F FS 82 B SI 90 X SL 83 2-2 1-H 2B		C SL 83 X SL 82 0-1 ② F8			3	0	1	1	0	0	1
33 Micah Owings, R (1, 1) OBP: 0.250, SLG: 0.500 51 Jared Burton, R (6, 1) 16 Darnell McDonald, R (7, PH) OBP: 0.364, SLG: 0.300 40 Nick Masset, R (7, 1)			C SL 85 S SI 91 B FS 83 S FS 83 1-3 ③ K		S SI 90 F SI 88 C FS 81 0-3 ③ K		C SL 81 F SL 81 S SL 87 0-3 ③ K			2 0 1 0	0 0 0 0	0 0 0 0	0 0 0 0	0 0 0 0	2 0 1 0	1 0 0 0
Inning Stats	R: 0 E: 0 K: 1 S: 8 H: 0 LOB: 0 BB: 0 P: 13	R: 0 E: 0 K: 1 S: 9 H: 0 LOB: 0 BB: 0 P: 14	R: 0 E: 0 K: 1 S: 7 H: 1 LOB: 0 BB: 0 P: 8	R: 0 E: 0 K: 0 S: 8 H: 2 LOB: 1 BB: 0 P: 12	R: 1 E: 0 K: 1 S: 15 H: 2 LOB: 1 BB: 0 P: 20	R: 2 E: 0 K: 1 S: 16 H: 1 LOB: 1 BB: 1 P: 26	R: 0 E: 0 K: 1 S: 7 H: 0 LOB: 0 BB: 0 P: 9	R: 0 E: 0 K: 1 S: 9 H: 1 LOB: 1 BB: 0 P: 13	R: 0 E: 0 K: 0 S: 7 H: 0 LOB: 0 BB: 0 P: 9	1B: 5 2B: 1 3B: 0 HR: 1	SF: 0 SAC: 0 DP: 2 HBP: 1					

	AB	32
	R	3
	H	7
	RBI	3
	BB	1
	SO	7
	LOB	11

WP: 0 PB: 0 SB: 0 CS: 0 PA: 34

PITCHER		IP	WLS	BF	H	R	ER	SO	BB	IBB	HBP	BLK	WP	HR	S	P	ERA	WHIP
41 Braden Looper, R ERA: 3.27	(1, 1)	6.0	W	24	6	3	3	5	1	0	1	0	0	1	63	93	4.50	1.167
45 Mark DiFelice, R ERA: 1.29	(7, 1)	1.0		4	1	0	0	1	0	0	0	0	0	0	9	11	0.00	1.000
57 Mitch Stetter, L ERA: 3.86	(8, 1)	1.0		3	0	0	0	1	0	0	0	0	0	0	7	11	0.00	0.000
60 Todd Coffey, R ERA:	(9, 1)	1.0		3	0	0	0	0	0	0	0	0	0	0	7	9	0.00	0.000

PITCHER		IP	WLS	BF	H	R	ER	SO	BB	IBB	HBP	BLK	WP	HR	S	P	ERA	WHIP

Batter	1	2	3	4	5	6	7	8	9	AB	R	H	RBI	BB	SO	LOB
23 Rickie Weeks Jr., R (1, 4) OBP: 0.333, SLG: 0.486	C FF 87 B FF 89 X FF 89 1-1 L8 ①		C FF 88 F FF 88 S CH 80 1-3 K ①		B SL 81 B SL 82 X FF 86 2-0 P3 ①	C SL 83 X SL 83 0-1 2-H HR		B SI 93 X SI 93 1-0 G6-3 ③		5	1	1	2	0	1	0
30 Craig Counsell, L (1, 6) OBP: 0.500, SLG: 0.357	B SI 89 B SI 88 C FF 88 B SI 88 X FF 88 3-1 8 2B 28 SF8 1B		B FF 88 B SI 87 B SI 88 C FF 88 X FF 88 3-1 F9 ②		F FF 87 B CH 78 B CH 79 C FF 87 F FF 87 C CH 79 2-3 K ②	F SI 90 B CH 86 X CH 85 1-1 L9 ③				4	1	1	0	0	1	0
8 Ryan Braun, R (1, 7) OBP: 0.366, SLG: 0.303	F FF 87 B SI 88 F SL 82 B FF 88 1 SAFE X SL 81 2-2 1-3 2B		B SL 83 B SL 83 B FF 88 B FF 88 4-0 28 BB BB		C CH 79 B FF 88 F CH 80 X FF 87 1-2 F9 ③		C FF 94 S SI 94 X FF 94 0-2 G1-3 ①			3	0	1	0	1	0	0
28 Prince Fielder, L (1, 3) OBP: 0.350, SLG: 0.400	B CH 80 B CH 80 B FC 88 X SI 87 3-0 SF8 ② 3-H		1 SAFE B SI 87 D CH 80 1 SAFE B FF 86 B FF 86 4-0 1 FC6-4 1-2 BB			C CH 78 B CH 78 X FF 87 1-1 2 2B 2B	S SI 93 F SI 93 S SL 84 0-3 K 25 2B			2	2	1	1	1	1	0
1 Corey Hart, R (1, 9) OBP: 0.385, SLG: 0.625	B FF 88 B FF 88 B FF 88 C FF 88 X FF 88 3-1 F7 ③		C CH 81 B SI 88 S CH 81 F FC 86 X SL 81 1-2 FC6-4 ③ 1-2f			X CH 88 0-0 B1 ①	F SI 94 C SL 82 S SL 83 0-3 K ②			4	0	0	0	0	1	5
25 Mike Cameron, R (1, 8) OBP: 0.500, SLG: 0.815		C FF 87 B FF 87 C SI 88 F FF 88 B CH 80 B FF 89 X FF 88 3-2 HR		C FF 86 B SL 80 X SI 85 1-1 HR		B FF 90 B FF 90 F FF 90 B SL 81 B SL 83 4-1 2 2B 18 2B BB	D SL 82 B SI 95 X FF 94 2-0 1-H 2B			3	3	3	3	1	0	0
2 Bill Hall, R (1, 5) OBP: 0.357, SLG: 0.440		C FF 87 B SL 81 X SL 82 1-1 G3-1 ①		X SL 82 0-0 P3 ①		B FF 90 F FF 91 X SI 90 1-1 1-3 2-H 18 2B 2B	S SL 83 C SL 83 D SL 85 X FF 95 1-2 F8 ③			4	1	1	1	0	0	1
18 Jason Kendall, R (1, 2) OBP: 0.233, SLG: 0.160		C FF 87 B FF 87 B SI 87 F FF 88 X SL 82 2-2 G6-3 ②		B FF 86 C FF 86 B SL 78 B FF 87 C FF 88 X FF 87 3-2 G6-3 ②		X FF 92 0-0 2-H 3-H 23 HR 2B		X FC 91 0-0 P4 ①		4	1	1	2	0	0	0
41 Braden Looper, R (1, 1) 27 Brad Nelson, L (6, PH) 45 Mark DiFelice, R (7, 1) 57 Mitch Stetter, L (8, 1) 14 Casey McGehee, R (8, PH) OBP: 0.250, SLG: 0.250 60 Todd Coffey, R (9, 1)		X FF 88 0-0 G3-1 ③		C FF 87 B SL 80 X SL 79 1-1 L6 ③		X CH 86 0-0 P6 ②		F FF 93 X FF 93 0-1 F9 ②		2 1 0 0 1 0	0 0 0 0 0 0	0 0 0 0 0 0	0 0 0 0 0 0	0 0 0 0 0 0	0 1 0 0 0 0	0 0 0 0 0 0
Inning Stats	R: 1 E: 0 K: 0 S: 10 H: 2 LOB: 1 BB: 0 P: 22	R: 1 E: 0 K: 0 S: 10 H: 1 LOB: 0 BB: 0 P: 16	R: 0 E: 0 K: 1 S: 9 H: 0 LOB: 2 BB: 2 P: 22	R: 1 E: 0 K: 0 S: 8 H: 1 LOB: 0 BB: 0 P: 13	R: 0 E: 0 K: 1 S: 8 H: 0 LOB: 0 BB: 0 P: 13	R: 5 E: 0 K: 0 S: 12 H: 4 LOB: 0 BB: 1 P: 19	R: 1 E: 0 K: 2 S: 13 H: 1 LOB: 1 BB: 0 P: 16	R: 0 E: 0 K: 0 S: 4 H: 0 LOB: 0 BB: 0 P: 5		1B: 1 2B: 5 3B: 0 HR: 3 SF: 1 SAC: 0 DP: 0 HBP: 0		WP: 1 PB: 0 SB: 0 CS: 0 PA: 37		

PITCHER		IP	WLS	BF	H	R	ER	SO	BB	IBB	HBP	BLK	WP	HR	S	P	ERA	WHIP
33 Micah Owings, R ERA: 7.2	(1, 1)	5.0	L	22	5	4	4	2	2	0	0	0	0	2	47	89	7.20	1.400
51 Jared Burton, R ERA: 10.38	(6, 1)	1.0		7	3	4	4	0	1	0	0	0	0	1	10	16	36.00	4.000
40 Nick Masset, R ERA: 2.45	(7, 1)	2.0		8	1	1	1	2	0	0	0	0	1	0	17	21	4.50	0.500

PITCHER	IP	WLS	BF	H	R	ER	SO	BB	IBB	HBP	BLK	WP	HR	S	P	ERA	WHIP

BOTTOM

Cincinnati Reds @ Milwaukee Brewers

Miller Park, Milwaukee, WI

Wed Apr 15 2009, 7:05 PM CDT
Att. 30,349 - Roof Closed - 60 F

livebaseballscorecards.com

AB	33
R	9
H	9
RBI	9
BB	3
SO	4
LOB	7

Batter	1	2	3	4	5	6	7	8	9	AB	R	H	RBI	BB	SO	LOB
3 Willy Taveras, R (1, 8) OBP: 0.433, SLG: 0.417	C FF 94 C FF 94 B FC 86 X FF 94 1-2 F9		C FC 85 B FF 94 L FF 92 B FF 94 B FF 93 B FF 93 4-2 19 1B BB		C FC 83 F FF 93 B CU 69 X FF 93 1-2 ① G1-5-3			B FF 93 X 1-0 ① B3		3	0	0	0	1	0	0
21 Chris Dickerson, L (1, 7) OBP: 0.417, SLG: 0.500	C FF 94 B CU 72 C FF 93 F FF 94 X FF 94 1-2 19 CS 1B		C FF 93 1 SAFE S FF 93 F FC 87 1 SAFE X FF 94 0-2 ① L7		B CU 68 F FF 93 C FC 85 F SI 94 X FF 94 1-2 ② G3			S SL 89 F SL 90 X CH 89 0-2 ② G3-1		4	0	1	0	0	0	1
19 Joey Votto, L (1, 3) OBP: 0.462, SLG: 0.657	B FF 94 C FF 94 S FF 94 F FF 95 1 SAFE B FF 95 B CH 86 X FF 95 3-2 ②③ G6-3 1-2		B FF 93 F FF 93 X FF 94 1-1 ② 1-3 1B		C FF 94 F CH 86 B CH 86 X FF 94 1-2 ③ G4-3			C CH 89 S SL 88 B CH 89 X FF 94 1-2 2B		4	0	2	0	0	0	1
4 Brandon Phillips, R (1, 4) OBP: 0.368, SLG: 0.357		B FC 83 B FF 93 S FF 93 C FF 93 F FF 94 S FF 94 2-3 ① K	B FC 86 F FF 93 B FF 92 B FC 87 B FF 93 4-1 BB			C FC 83 B SI 90 X FF 92 1-1 ① G1-3		D SL 91 S SL 91 C FF 96 X FF 94 1-2 ③ G6-3		3	0	0	0	1	1	1
32 Jay Bruce, L (1, 9) OBP: 0.263, SLG: 0.294		C FF 94 F CH 86 F FF 94 X SL 80 0-2 28 2B 1B	C FF 95 F FF 94 X FF 94 0-2 ③ L7			C CH 86 F FF 94 F SI 95 F CH 85 X FF 94 0-2 ② F8			B FF 94 S FF 94 B FF 95 F FF 95 S SI 95 2-3 ① K	4	0	1	0	0	1	2
28 Edwin Encarnación, R (1, 5) OBP: 0.405, SLG: 0.333		X CH 86 0-0 1-3 2B		C FF 93 B SI 91 S FF 91 F FF 94 F FF 95 B CU 68 B FF 93 S SI 93 3-3 ① K		C FF 95 B FC 85 X FF 93 1-1 ③ F7			B FF 94 B B FF 95 B FF 94 4-0 55 HR BB	3	1	1	0	1	1	0
55 Ramon Hernandez, R (1, 2) OBP: 0.250, SLG: 0.308		B FF 94 B FF 93 S FC 87 B FF 92 B FC 86 4-1 BB		C FC 83 B FC 85 S FF 93 F FF 93 F CU 69 X FF 94 1-2 ② F9			C SL 81 X SL 81 0-1 ① F8		B FF 96 C FF 95 C FF 96 X FF 96 1-2 1-H HR	3	1	1	2	1	0	0
2 Alex Gonzalez, R (1, 6) OBP: 0.160, SLG: 0.130		B FF 93 F FF 92 S FC 86 F FF 94 B FF 93 S FF 94 2-3 ② K		F FC 86 S FC 83 B SI 94 B FC 86 X FF 92 2-2 1B			B FF 92 C SL 81 X SL 81 1-1 ② F9		C FF 96 X FF 94 0-1 ② G5-3	4	0	1	0	0	1	3
47 Johnny Cueto, R (1, 1) 57 Mike Lincoln, R (5, 1) 16 Darnell McDonald, R (7, PH) OBP: 0.333, SLG: 0.273 52 Daniel Herrera, L (7, 1) 40 Nick Masset, R (7, 1) 17 Laynce Nix, L (9, PH) OBP: 0.375, SLG: 0.571 48 Francisco Cordero, R (9, 1)		M FF 94 C FF 93 F FF 94 F FF 95 S CU 71 0-3 ③ K		X FF 93 0-0 ③ F9			C SI 91 X SL 81 0-1 ③ G5-3		B FS 85 C FF 94 S FF 96 F FF 95 B FF 95 F FF 95 B FS 84 F FF 96 X FS 84 3-2 ③ F8	2 0 1 0 0 0 1	0 0 0 0 0 0 0	0 0 0 0 0 0 0	0 0 0 0 0 0 0	0 0 0 0 0 0 0	1 0 0 0 0 0 0	4 0 0 0 0 0 0
Inning Stats	R: 0 E: 0 K: 0 S: 11 H: 1 LOB: 0 BB: 0 P: 16	R: 0 E: 0 K: 3 S: 19 H: 2 LOB: 3 BB: 1 P: 27	R: 0 E: 0 K: 0 S: 12 H: 1 LOB: 2 BB: 2 P: 21	R: 0 E: 0 K: 1 S: 14 H: 1 LOB: 1 BB: 0 P: 20	R: 0 E: 0 K: 0 S: 10 H: 0 LOB: 0 BB: 0 P: 13	R: 0 E: 0 K: 0 S: 9 H: 0 LOB: 0 BB: 0 P: 11	R: 0 E: 0 K: 0 S: 6 H: 0 LOB: 0 BB: 0 P: 7	R: 0 E: 0 K: 0 S: 10 H: 1 LOB: 1 BB: 0 P: 13	R: 2 E: 0 K: 1 S: 14 H: 1 LOB: 0 BB: 1 P: 24	1B: 4 2B: 2 3B: 0 HR: 1 SF: 0 SAC: 0 DP: 0 HBP: 0						

PITCHER		IP	WLS	BF	H	R	ER	SO	BB	IBB	HBP	BLK	WP	HR	S	P	ERA	WHIP
44 Roy Oswalt, R ERA: 4.26	(1, 1)	6.0		24	5	0	0	4	3	0	0	0	0	0	75	108	0.00	1.333
29 Geoff Geary, R ERA: 3.86	(7, 1)	1.0	H	3	0	0	0	0	0	0	0	0	0	0	6	7	0.00	0.000
22 LaTroy Hawkins, R ERA: 3.6	(8, 1)	1.0	H	4	1	0	0	0	0	0	0	0	0	0	10	13	0.00	1.000
47 Jose Valverde, R ERA: 6.75	(9, 1)	1.0	L	5	1	2	2	1	1	0	0	0	0	1	14	24	18.00	2.000

PITCHER	IP	WLS	BF	H	R	ER	SO	BB	IBB	HBP	BLK	WP	HR	S	P	ERA	WHIP

TOP

Cincinnati Reds @ Houston Astros

Minute Maid Park, Houston, TX

Fri Apr 17 2009, 7:05 PM CDT

Att. 32,268 - Roof Closed - 70 F

livebaseballscorecards.com

AB	32
R	2
H	7
RBI	2
BB	4
SO	5
LOB	12

WP: 0 PA: 36
PB: 0
SB: 0
CS: 1

Cincinnati Reds @ Houston Astros

Minute Maid Park, Houston, TX

Fri Apr 17 2009, 7:05 PM CDT

Att. 32,268 - Roof Closed - 70 F

BOTTOM

livebaseballscorecards.com

Batter	1	2	3	4	5	6	7	8	9	AB	R	H	RBI	BB	SO	LOB
21 Michael Bourn, L (1, 8) OBP: 0.361, SLG: 0.355	C FF 91 F SI 91 B FF 91 F SI 92 F SL 85 B FF 94 C FF 93 2-3 K ①		X FF 93 0-0 F8 ③		B CH 82 B SL 82 B FF 92 B FF 90 4-0 17 BB 10 1B 1-2 BB		C SL 75 F FF 81 B SC 68 1 SAFE F SI 84 X SL 76 1-2 FC1-6 ② 10 CS 1-2f			3	0	0	0	1	1	1
10 Miguel Tejada, R (1, 6) OBP: 0.415, SLG: 0.421	F FF 93 B SI 92 B SI 92 X FF 93 2-1 F8 ②			B SL 86 F SI 91 C SL 86 B FF 93 X SL 87 2-2 27 WP 17 BB 1B	C SI 92 F SI 94 F FF 93 B FF 94 X FF 93 1-2 2-3 17 BB 1B		1 SAFE B SI 92 B SI 92 2-0 CS ③ 1-2	B SI 92 B SI 93 F FF 93 X SI 94 2-1 P3 ①		4	0	2	0	0	0	0
17 Lance Berkman, S (1, 3) OBP: 0.381, SLG: 0.455	S SI 93 B SI 92 B SI 92 B CH 85 C SI 93 B SI 94 4-2 BB			S SI 94 B SI 92 B SL 84 B SI 93 B FF 93 4-1 45 L5-3 1-2 BB	B C SI 93 B SL 90 F SI 95 F SI 94 F SL 89 B SL 89 B SI 93 4-2 45 FC6-4 1-2 2-3 3-H BB			C SI 94 X FF 93 0-1 F7 ②		1	0	0	1	3	0	0
45 Carlos Lee, R (1, 7) OBP: 0.205, SLG: 0.351 47 Jose Valverde, R (9, 1)	B SI 93 F SI 92 C SL 86 B SI 93 S FF 93 2-3 K ③			F SL 88 X SI 93 0-1 L5-3 ①② 1-1	S FC 88 X CU 78 0-1 FC6-4 ③ 1-2f			B SL 81 B SL 78 X FF 94 2-0 P4 ③		4 0	0 0	0 0	0 0	0 0	1 0	6 0
9 Hunter Pence, R (1, 9) OBP: 0.333, SLG: 0.556		B SI 91 X FF 93 1-0 F9 ①		B SL 85 B SL 86 B SL 86 B FF 94 4-0 27 WP BB		B FC 88 S SI 92 B CU 77 C SI 92 F CU 78 X SI 92 2-2 G4-3 ①			B FF 95 B FF 96 S FF 95 F FF 97 X FF 97 2-2 G1-3 ①	3	0	0	0	1	0	0
27 Geoff Blum, S (1, 5) OBP: 0.333, SLG: 0.300		X SI 92 0-0 F7 ②		B FF 92 B SL 87 F SL 86 X FF 95 2-1 P6 ③ 1-2 2-3		B SI 91 B CH 85 X SI 90 2-0 F9 ②			B FF 96 C FF 96 B FF 96 S CH 86 B FF 96 X FF 96 3-2 77 1B 1B	4	0	1	0	0	0	2
77 Ivan Rodriguez, R (1, 2) OBP: 0.243, SLG: 0.314		C FF 93 S SL 84 F SI 93 B FF 92 S SL 86 1-3 K ③			F SL 85 B SI 90 F SL 89 B SL 86 X SL 88 2-2 F9 ① X CU 78 0-0 G5-3 ③				C FF 97 D SL 89 F SL 89 F FF 97 B FF 97 X SL 90 2-2 31 G4-6-3 1-2 1B	4	0	1	0	0	1	0
31 Jason Smith, L (1, 4)			F FF 91 X SI 91 0-1 L8 ①		F SL 84 B FF 93 B CH 84 X SI 91 2-1 G6-3 ②		B FF 82 X SI 84 1-0 F8 ①		B FF 96 F FF 96 B SL 90 X FF 98 2-1 G4-6-3 ②③ 1-2f	4	0	0	0	0	0	2
44 Roy Oswalt, R (1, 1) 29 Geoff Geary, R (7, 1) 4 Jason Michaels, R (7, PH) OBP: 0.200, SLG: 0.111 22 LaTroy Hawkins, R (8, 1) 2 Darin Erstad, L (9, 7)			C FF 92 B SL 86 X FF 91 1-1 F7 ②		C SI 91 B SL 87 C FF 91 B FF 93 B FF 92 B SI 92 4-2 10 1B 21 BB 17 BB BB		F FF 94 B SL 74 C SL 73 F SC 67 B SC 68 B FF 77 B CH 75 4-2 21 FC1-6 BB			1 0 0 0 0 0	1 0 0 0 0 0	0 0 0 0 0 0	0 0 0 0 0 0	1 0 1 0 0 0	0 0 0 0 0 0	0 0 0 0 0 0
Inning Stats	R: 0 E: 0 K: 2 S: 12 H: 0 LOB: 1 BB: 1 P: 22	R: 0 E: 0 K: 1 S: 6 H: 0 LOB: 0 BB: 0 P: 8	R: 0 E: 0 K: 0 S: 5 H: 0 LOB: 0 BB: 0 P: 6	R: 0 E: 0 K: 0 S: 8 H: 1 LOB: 2 BB: 2 P: 20	R: 1 E: 0 K: 0 S: 17 H: 1 LOB: 3 BB: 3 P: 34	R: 0 E: 0 K: 0 S: 6 H: 0 LOB: 0 BB: 0 P: 10	R: 0 E: 0 K: 0 S: 8 H: 0 LOB: 0 BB: 1 P: 16	R: 0 E: 0 K: 0 S: 5 H: 0 LOB: 0 BB: 0 P: 9	R: 0 E: 0 K: 0 S: 12 H: 2 LOB: 1 BB: 0 P: 21	1B: 4 2B: 1 3B: 0 HR: 0 SF: 0 SAC: 0 DP: 2 HBP: 0						

	AB	R	H	RBI	BB	SO	LOB
	28	1	4	1	7	3	11

WP: 1 PB: 0 SB: 0 CS: 1 PA: 36

PITCHER		IP	WLS	BF	H	R	ER	SO	BB	IBB	HBP	BLK	WP	HR	S	P	ERA	WHIP
47 Johnny Cueto, R ERA: 4.22	(1, 1)	4.2		21	2	1	1	3	6	0	0	0	1	0	46	88	1.93	1.714
57 Mike Lincoln, R ERA: 17.36	(5, 1)	1.1		4	0	0	0	0	0	0	0	0	0	0	8	12	0.00	0.000
52 Daniel Herrera, L ERA: 5.4	(7, 1)	0.2		3	0	0	0	0	1	0	0	0	0	0	8	14	0.00	1.500
40 Nick Masset, R ERA: 1.8	(7, 1)	1.1	W	3	0	0	0	0	0	0	0	0	0	0	5	11	0.00	0.000
48 Francisco Cordero, R ERA:	(9, 1)	1.0	S	4	2	0	0	0	0	0	0	0	0	0	12	21	0.00	2.000

PITCHER	IP	WLS	BF	H	R	ER	SO	BB	IBB	HBP	BLK	WP	HR	S	P	ERA	WHIP

Cincinnati Reds @ Houston Astros

Minute Maid Park, Houston, TX

Sat Apr 18 2009, 6:05 PM CDT

Att. 30,141 - Roof Closed - 72 F

livebaseballscorecards.com

TOP

Batter	1	2	3	4	5	6	7	8	9	AB	R	H	RBI	BB	SO	LOB
3 Willy Taveras, R (1, 8) OBP: 0.382, SLG: 0.357	B FF 90 C FF 88 B FF 90 S FF 90 F FF 90 S CU 76 2-3 ① **K**			C FF 90 B FF 90 X CU 76 1-1 ① G1-3		C FF 91 B FF 90 B CH 83 B FF 90 X FF 90 3-1 ③ F8			B FF 90 C FF 91 B SL 83 X SI 91 2-1 ① F9	4	0	0	0	0	1	0
15 Jerry Hairston, R (1, 7) OBP: 0.250, SLG: 0.333	C FF 89 F CU 75 B SI 91 X FF 91 1-2 ② 19 G4-6-3 1B			B FF 91 C FF 90 F CU 75 F CU 76 B FF 92 X FF 90 2-2 ② F9			B CU 75 C FC 89 C FC 89 B FF 89 F CU 74 X FF 90 2-2 ① F9		B FF 92 F SI 92 X FF 94 1-1 ② F8	4	0	1	0	0	0	0
19 Joey Votto, L (1, 3) OBP: 0.442, SLG: 0.615	**B FF 91** **F SI 87** 1 SAFE 1 SAFE C SI 88 1 SAFE X SI 88 1-2 ②③ G4-6-3 **1-2f**			X SI 89 0-0 4 FC5-4 1B			C CU 74 F SI 88 B FF 91 B CU 75 C SI 89 2-3 ② K		B SI 94 B FF 92 X SI 91 2-0 ③ F8	4	0	1	0	0	1	1
4 Brandon Phillips, R (1, 4) OBP: 0.366, SLG: 0.333		C FF 89 B CU 77 F CU 77 X FF 91 1-2 ① P4		B FF 91 B CH 85 X CH 83 2-0 ③ FC5-4 **1-2f**			F CU 75 C CU 78 B FF 90 F CU 76 B FF 90 B FF 90 F CU 77 B CH 81 4-2 28 BB BB			2	0	0	0	1	0	1
28 Edwin Encarnación, R (1, 5) OBP: 0.400, SLG: 0.310		C FF 89 C CU 77 F FF 90 B FF 92 B CU 78 B CU 79 S CH 85 3-3 ② K			X CU 75 0-0 ① G6-3		B CU 76 C FC 90 B FC 90 B CH 83 B CH 82 4-1 **1-2** BB			2	0	0	0	1	1	0
17 Laynce Nix, L (1, 9) OBP: 0.273, SLG: 0.400 52 Daniel Herrera, L (8, 1)		C FF 91 F SI 89 S CU 76 0-3 ③ K			B SI 89 F FF 91 S CU 74 F CU 75 S CU 79 1-3 ② K		C SI 88 C SI 88 B CU 78 S CU 77 1-3 ③ K			3 0	0 0	0 0	0 0	0 0	3 0	2 0
55 Ramon Hernandez, R (1, 2) OBP: 0.258, SLG: 0.286 7 Paul Janish, R (8, 6) OBP: 0.286, SLG: 0.429			C SI 90 B CU 75 B CU 75 F FF 91 C CU 77 2-3 ① K		C CH 84 B CH 85 C CU 76 F FF 90 F CU 76 B FC 91 X FF 90 2-2 ③ F8			B CH 83 C CH 85 B SL 83 C SI 85 B SI 87 B FF 87 4-2 2 G6-4-3 BB		2 0	0 0	0 0	0 0	1 0	1 0	0 0
2 Alex Gonzalez, R (1, 6) OBP: 0.143, SLG: 0.115 29 Ryan Hanigan, R (8, 2) OBP: 0.375, SLG: 0.286			F FF 88 B FF 90 S FC 90 C CU 75 1-3 ② K			C FF 89 X CU 74 0-1 ① F9		C SI 86 X SL 84 0-1 ①② G6-4-3 **1-2f**		3 0	0 0	0 0	0 0	0 0	1 0	1 0
39 Aaron Harang, R (1, 1) 51 Jared Burton, R (7, 1) 21 Chris Dickerson, L (7, 9) OBP: 0.400, SLG: 0.474			B FC 88 F FC 89 S FF 90 C CU 75 1-3 ③ K			C FF 90 C CU 74 S CU 75 0-3 ② K		X SI 86 0-0 ③ G3-1		2 0 1	0 0 0	0 0 0	0 0 0	0 0 0	2 0 0	0 0 0
Inning Stats	R: 0 E: 0 K: 1 S: 10 H: 1 LOB: 0 BB: 0 P: 14	R: 0 E: 0 K: 2 S: 10 H: 0 LOB: 0 BB: 0 P: 14	R: 0 E: 0 K: 3 S: 9 H: 0 LOB: 0 BB: 0 P: 13	R: 0 E: 0 K: 0 S: 8 H: 1 LOB: 1 BB: 0 P: 13	R: 0 E: 0 K: 1 S: 10 H: 0 LOB: 0 BB: 0 P: 13	R: 0 E: 0 K: 1 S: 7 H: 0 LOB: 0 BB: 0 P: 10	R: 0 E: 0 K: 2 S: 15 H: 0 LOB: 2 BB: 2 P: 28	R: 0 E: 0 K: 0 S: 5 H: 0 LOB: 0 BB: 1 P: 9	R: 0 E: 0 K: 0 S: 5 H: 0 LOB: 0 BB: 0 P: 10	1B: 2 2B: 0 3B: 0 HR: 0	SF: 0 SAC: 0 DP: 2 HBP: 0			WP: 0 PB: 0 SB: 0 CS: 0		PA: 30	

	AB	27
	R	0
	H	2
	RBI	0
	BB	3
	SO	10
	LOB	5

PITCHER		IP	WLS	BF	H	R	ER	SO	BB	IBB	HBP	BLK	WP	HR	S	P	ERA	WHIP
51 Wandy Rodriguez, L ERA: 1.89	(1, 1)	7.0	W	24	2	0	0	10	2	0	0	0	0	0	69	105	0.00	0.571
43 Chris Sampson, R ERA:	(8, 1)	1.0		3	0	0	0	0	1	0	0	0	0	0	5	9	0.00	1.000
39 Jeff Fulchino, R ERA:	(9, 1)	1.0		3	0	0	0	0	0	0	0	0	0	0	5	10	0.00	0.000

PITCHER	IP	WLS	BF	H	R	ER	SO	BB	IBB	HBP	BLK	WP	HR	S	P	ERA	WHIP

Cincinnati Reds @ Houston Astros

Minute Maid Park, Houston, TX

Sat Apr 18 2009, 6:05 PM CDT
Att. 30,141 - Roof Closed - 72 F

livebaseballscorecards.com

BOTTOM

Batter	1	2	3	4	5	6	7	8	9	AB	R	H	RBI	BB	SO	LOB
21 Michael Bourn, L (1, 8) OBP: 0.341, SLG: 0.333	B SI 87 B SI 88 C SI 88 C SI 89 S SL 82 2-3 **K** ①	B CH 82 S CH 83 X SI 90 1-1 **L4** ③			B CH 80 X CH 81 1-0 10 S 45 2B 1B	F SL 84 B SI 91 B SI 92 S SL 84 S SI 93 2-3 **K** ③	C CH 88 C SI 92 F SI 92 B CH 88 S SL 83 1-3 **K** ③			5	1	1	0	0	3	4
10 Miguel Tejada, R (1, 6) OBP: 0.413, SLG: 0.405	B SI 88 B SI 88 B SI 91 C SI 89 F SI 91 X SI 91 3-2 45 1B 9 1B 17 S 1B		X SL 81 0-0 **G6-3** ①		1 SAFE B SI 88 X SI 89 1-0 **F9** ① 1-2		B CH 81 H SI 85 2-0 45 BB 27 2B 17 WP HBP	B SI 84 C SL 74 X CH 74 1-1 **L7** ①		4	2	1	0	0	0	1
17 Lance Berkman, S (1, 3) OBP: 0.362, SLG: 0.405	S FF 90 B SI 91 C SI 90 T SI 90 1-2 **K** ② 1-2		X CH 82 0-0 **F8** ②		X FF 90 0-0 **F7** ②		B CH 82 D CH 83 B SI 90 B FF 90 4-0 45 BB 27 2B BB 1-2	X SI 84 0-0 **G3** ②		4	1	0	0	1	1	2
45 Carlos Lee, R (1, 7) 43 Chris Sampson, R (8, 1) 4 Jason Michaels, R (8, PH) OBP: 0.182, SLG: 0.100 39 Jeff Fulchino, R (9, 1)	X SL 80 0-0 9 1B 27 1B 1B 2-3		B SI 92 B SI 90 B FF 90 C SI 87 X SI 88 3-1 9 1B 1B		B FF 89 D SL 83 F SL 81 X SI 90 2-1 2B 2-H		B SI 93 B SI 92 B FF 92 B FF 92 4-0 27 2B 77 2B BB 1-2 2-3	X SI 84 0-0 **G4-3** ③		3 0 1 0	2 0 0 0	3 0 0 0	1 0 0 0	1 0 0 0	0 0 0 0	0 0 0 0
9 Hunter Pence, R (1, 9) OBP: 0.348, SLG: 0.550	X SL 81 0-0 77 S 27 1B 1B 1-2 3-H		C SI 91 S SL 80 F FF 91 X SL 80 0-2 1B 1-2		X SL 82 0-0 **G6-3** ③		C SI 92 S SI 92 S FF 93 0-3 **K** ①			4	0	2	1	0	1	4
27 Geoff Blum, S (1, 5) OBP: 0.378, SLG: 0.382	C SI 89 B SI 90 F SI 89 X SI 91 1-2 1B 1-2 2-H		X SL 80 0-0 **F8** ③			C CU 74 B CH 82 B CH 82 B SI 89 X SI 88 3-1 77 E 77 1B 1B	C SI 92 S CH 88 B FC 91 B SI 92 X CH 87 2-2 77 2B 2B 1-3 2-H 3-H			4	1	3	3	0	0	2
77 Ivan Rodriguez, R (1, 2) OBP: 0.268, SLG: 0.359	T SI 90 B SI 90 S SL 81 X SL 82 1-2 **G5-3** ③ 2-3		F FF 88 X SL 81 0-1 **G1-3** ①			B CH 83 1 SAFE X SL 82 1-0 **E4** 1-3 1B	B SI 92 X SL 83 1-0 2 1B 2B 2-H 3-H			4	0	2	2	0	0	2
31 Jason Smith, L (1, 4)		F SI 87 X CH 80 0-1 **G4-3** ①		F CU 71 F FF 89 X SL 82 0-2 **P6** ②		C CU 74 S SI 91 3 SAFE F SL 83 S SI 91 0-3 **K** ①	F SI 92 B FF 92 S CH 88 S SI 92 1-3 **K** ②			4	0	0	0	0	2	3
51 Wandy Rodriguez, S (1, 1) 2 Darin Erstad, L (7, PH) OBP: 0.286, SLG: 0.167 (8, 7)		B SI 88 B SI 87 C SI 87 F SI 88 C SI 90 2-3 **K** ②		B FF 88 C FF 86 F FF 88 F SI 92 F SI 92 S SL 82 1-3 **K** ③		F SL 82 S SL 83 X SL 81 0-2 **P5** ② C FF 91 X FF 92	0-1 2-3			3 1	0 0	0 1	0 0	0 0	2 0	2 0
Inning Stats	R: 2 H: 4 E: 0 LOB: 2 K: 2 BB: 0 S: 17 P: 25	R: 0 H: 0 E: 0 LOB: 0 K: 1 BB: 0 S: 7 P: 10	R: 0 H: 2 E: 0 LOB: 2 K: 0 BB: 0 S: 9 P: 12	R: 0 H: 0 E: 0 LOB: 0 K: 1 BB: 0 S: 10 P: 11	R: 1 H: 2 E: 0 LOB: 1 K: 0 BB: 0 S: 6 P: 10	R: 0 H: 2 E: 1 LOB: 2 K: 2 BB: 0 S: 13 P: 19	R: 4 H: 3 E: 0 LOB: 2 K: 3 BB: 2 S: 16 P: 31	R: 0 H: 0 E: 0 LOB: 0 K: 0 BB: 0 S: 4 P: 5		1B: 10 SF: 0 2B: 3 SAC: 0 3B: 0 DP: 0 HR: 0 HBP: 1					WP: 1 PA: 40 PB: 0 SB: 3 CS: 0	

	AB	37
	R	7
	H	13
	RBI	7
	BB	2
	SO	9
	LOB	20

PITCHER		IP	WLS	BF	H	R	ER	SO	BB	IBB	HBP	BLK	WP	HR	S	P	ERA	WHIP
39 Aaron Harang, R ERA: 2.7	(1, 1)	6.0	L	30	10	5	5	6	1	0	1	0	1	0	62	93	7.50	1.833
51 Jared Burton, R ERA: 11.81	(7, 1)	1.0		7	3	2	2	3	1	0	0	0	0	0	16	25	18.00	4.000
52 Daniel Herrera, L ERA: 4.15	(8, 1)	1.0		3	0	0	0	0	0	0	0	0	0	0	4	5	0.00	0.000

PITCHER	IP	WLS	BF	H	R	ER	SO	BB	IBB	HBP	BLK	WP	HR	S	P	ERA	WHIP

Batter	1	2	3	4	5	6	7	8	9	AB	R	H	RBI	BB	SO	LOB
3 Willy Taveras, R (1, 8) OBP: 0.410, SLG: 0.367	C FF 95 B SI 96 B FF 95 F FF 94 X SI 95 2-2 21 HBP 1B		B FF 96 C SI 94 B SL 84 B FF 94 C FF 97 F FF 96 X SI 96 3-2 ② F8		B FF 95 B SL 84 C FF 94 C FF 95 F FF 97 B FF 96 B FF 94 4-2 BB		B SL 78 H SI 88 2-0 19 G4-6-3 HBP		C B F SI 88 B CU 76 X 2-2 ② SF8 3-H	2	0	1	1	1	0	0
21 Chris Dickerson, L (1, 7) OBP: 0.367, SLG: 0.391	H 1-2 1-0 4 G4-6-3 HBP		B SI 96 B SI 94 S CH 87 B SI 94 F FF 94 S SL 86 3-3 ③ K		1 SAFE F FF 94 1 SAFE X SL 86 0-1 ③ G4-3		B SI 88 B SL 80 C SI 88 C D SL 84 T SI 88 3-2 ① K		C CH 79 X SL 85 0-1 ③ G3	4	0	0	0	0	2	3
19 Joey Votto, L (1, 3) OBP: 0.404, SLG: 0.558	C FF 95 B SL 86 S SL 85 S SI 96 1-3 ① K			B B CH 86 X 2-0 ① F7	B SL 84 C FF 93 B SL 85 X FF 94 2-1 ① L7		B FF 90 B CH 83 B CH 82 X SI 89 3-0 ②③ G4-6-3 1-2f			4	0	0	0	0	1	4
4 Brandon Phillips, R (1, 4) OBP: 0.333, SLG: 0.294	C SL 86 C SL 86 X FF 95 0-2 ②③ G4-6-3 1-2f			S B FF 96 X SL 87 1-1 ② G6-3	B FF 96 S FF 95 B SI 95 S X SL 86 2-2 ② L6			L SL 84 B SL 84 X FF 91 1-1 ① F8		4	0	0	0	0	0	2
28 Edwin Encarnación, R (1, 5) OBP: 0.386, SLG: 0.281		C SL 86 B FF 95 B SI 95 S SL 86 C FF 96 2-3 ① K		B FF 94 B FF 96 S SL 85 S FF 96 F SL 86 F SL 87 F SI 97 B CH 87 B CH 84 4-2 17 1B BB	S FF 96 X CU 75 0-1 ③ G5-3			F FF 92 S SL 84 F FF 94 F SI 94 S SL 83 0-3 ② K		3	0	0	0	1	2	0
17 Laynce Nix, L (1, 9) OBP: 0.385, SLG: 0.583 15 Jerry Hairston, R (7, PH) (7, 9) OBP: 0.318, SLG: 0.368		S CH 85 C SI 96 B SI 96 X 1-2 2B		F SI 95 X CH 85 0-1 1-3 1B			B SI 89 B SI 89 C FF 89 B FF 90 S FF 89 B FF 91 4-2 55 1B 2 SH BB	C SI 92 B SI 93 B FF 92 X FF 93 2-1 1B		2 1	0 1	2 1	0 0	0 1	0 0	0 0
55 Ramon Hernandez, R (1, 2) OBP: 0.257, SLG: 0.281		B B SL 84 C F F SL 87 C SL 87 2-3 ② K		C SL 84 S SI 94 X 0-2 ③ G3			L SL 81 B FF 89 1 SAFE 1 SAFE C SL 79 X SI 89 1-2 2 SH 33 2B 1B	1 SAFE C F SI 92 B SL 84 1 SAFE F SL 83 F FF 93 P PO 85 1 SAFE 2-2 ③ X L9		4	1	1	0	0	1	4
2 Alex Gonzalez, R (1, 6) OBP: 0.129, SLG: 0.103		B SI 96 B SL 85 C SL 85 S SI 96 B FF 97 T SL 86 3-2 ③ K			B FF 96 X FF 94 1-0 ① F8		L SL 80 B SL 81 2 SAFE X SL 80 1-1 SH 33 2B 1-3 2-H		C FF 86 F SL 83 B SL 80 X CU 80 1-2 ① G5-3	3	1	0	0	0	1	1
36 Edinson Volquez, R (1, 1) 33 Micah Owings, R (7, PH) OBP: 0.400, SLG: 0.600 32 Jay Bruce, L (7, PR) OBP: 0.263, SLG: 0.294 53 Arthur Rhodes, L (7, 1) 25 David Weathers, R (8, 1) 16 Darnell McDonald, R (9, PH) OBP: 0.385, SLG: 0.500 48 Francisco Cordero, R (9, 1)			C FF 93 S FF 93 B FF 94 S FF 93 1-3 ① K		S FF 92 S FF 94 B X SL 82 1-2 ② G1-3		X FF 91 0-0 2-H 3-H 2B		B SL 84 X FF 88 1-0 3 SF8 3B	2 1 0 0 0 1 0	0 0 0 0 0 1 0	0 1 0 0 0 1 0	0 2 0 0 0 0 0	0 0 0 0 0 0 0	1 0 0 0 0 0 0	0 0 0 0 0 0 0
Inning Stats	R: 0 E: 0 K: 1 S: 9 H: 1 LOB: 1 BB: 0 P: 13	R: 0 E: 0 K: 3 S: 13 H: 1 LOB: 1 BB: 0 P: 21	R: 0 E: 0 K: 2 S: 10 H: 0 LOB: 0 BB: 0 P: 17	R: 0 E: 0 K: 0 S: 13 H: 1 LOB: 2 BB: 1 P: 20	R: 0 E: 0 K: 0 S: 9 H: 0 LOB: 1 BB: 1 P: 15	R: 0 E: 0 K: 0 S: 7 H: 0 LOB: 0 BB: 0 P: 11	R: 3 E: 1 K: 1 S: 12 H: 2 LOB: 1 BB: 1 P: 26	R: 0 E: 0 K: 1 S: 15 H: 1 LOB: 1 BB: 0 P: 19	R: 1 E: 0 K: 0 S: 9 H: 1 LOB: 0 BB: 0 P: 13	1B: 4 2B: 2 3B: 1 HR: 0	SF: 1 SAC: 1 DP: 2 HBP: 2	WP: 0 PB: 0 SB: 0 CS: 0	PA: 38				

PITCHER		IP	WLS	BF	H	R	ER	SO	BB	IBB	HBP	BLK	WP	HR	S	P	ERA	WHIP
52 Felipe Paulino, R ERA:	(1, 1)	6.0		23	3	0	0	6	2	0	1	0	0	0	61	97	0.00	0.833
48 Tim Byrdak, L ERA: 3.86	(7, 1)	0.0		1	0	1	1	0	1	0	0	0	0	0	2	6	∞	∞
29 Geoff Geary, R ERA: 4.5	(7, 1)	1.0	L	6	2	2	1	1	0	0	1	0	0	0	10	20	9.00	2.000
39 Jeff Fulchino, R ERA:	(8, 1)	1.0		4	1	0	0	1	0	0	0	0	0	0	15	19	0.00	1.000
43 Chris Sampson, R ERA: 1.13	(9, 1)	1.0		4	1	1	1	0	0	0	0	0	0	0	9	13	9.00	1.000

PITCHER	IP	WLS	BF	H	R	ER	SO	BB	IBB	HBP	BLK	WP	HR	S	P	ERA	WHIP

TOP

Cincinnati Reds @ Houston Astros

Minute Maid Park, Houston, TX

Sun Apr 19 2009, 1:05 PM CDT
Att. 29,372 - Partly Cloudy - 74 F

livebaseballscorecards.com

AB	31
R	4
H	7
RBI	3
BB	3
SO	8
LOB	14

BOTTOM

Batter	1	2	3	4	5	6	7	8	9	AB	R	H	RBI	BB	SO	LOB
21 Michael Bourn, L (1, 8) OBP: 0.348, SLG: 0.325	X SI 93 0-0 ① F8		C FF 96 C B KC 82 B CH 80 X SI 94 2-2 10 1B 10 1B 1B	B CH 80 F SI 96 C KC 77 S CH 81 1-3 ③ K			C FF 90 B C SL 81 F FF 91 B FF 92 X SL 78 2-2 E3 17 G5-3 10 1B		B FF 94 B FF 96 C FF 95 B FF 96 B FF 96 4-1 10 1B 45 SF7 BB	4	2	1	0	1	1	1
10 Miguel Tejada, R (1, 6) OBP: 0.431, SLG: 0.426	B SI 94 C FF 94 S SI 94 B FF 95 X SI 95 2-2 E1 45 E 17 BB		X KC 78 0-0 45 BB 17 1B 1-H 1B		B CH 79 B SI 96 X SI 94 2-0 ① G4-3		C FF 91 B FF 92 B FF 91 X FF 91 2-1 17 G5-3 1-2 1B		C FF 97 F FF 97 F X SL 88 0-2 9 BB 1-3 1B	5	0	3	1	0	0	0
17 Lance Berkman, S (1, 3) OBP: 0.385, SLG: 0.400	B FF 93 C CH 80 B FF 95 F CH 80 B FF 94 B FF 93 4-2 9 FC5-4 1-2 BB		B CH 81 C FF 93 X CH 81 1-1 45 BB 1-2 1B		B CH 81 B FF 95 C FF 97 B SI 96 B FF 93 4-1 9 BB 45 BB BB		F FF 91 D SL 81 X SL 81 1-1 ① ② G5-3 1-2 2-3f		B FF 98 S S FF 97 B S 2-3 ① K	3	0	1	0	2	1	4
45 Carlos Lee, R (1, 7) OBP: 0.292, SLG: 0.405	C FF 94 F SI 95 X FF 94 0-2 ② L7 2-3		B FF 95 B SI 95 B CH 81 D SI 96 4-0 1-2 2-3 BB		B FF 96 C CH 82 S KC 81 F FF 97 1 SAFE F CH 83 D KC 79 D CH 82 B CH 81 4-2 9 BB 1-2 BB		B C FF 91 B FF 93 F FF 84 B FF 94 S SL 80 3-3 ③ K		F F X 0-2 ② SF7 3-H	2	0	0	1	2	1	3
9 Hunter Pence, R (1, 9) OBP: 0.373, SLG: 0.535	C CH 82 X CH 80 0-1 ③ FC5-4 1-2f		F CH 80 B SI 93 S SI 92 B B CH 81 S 3-3 ② K		C KC 78 B FF 96 1 SAFE F KC 78 F SI 94 B CH 81 B CH 82 B CH 82 4-2 27 G4-3 1-2 BB 2-3			C SI 86 F SL 84 F FF 88 B SL 84 X SL 83 1-2 31 SH5-4 27 BB 1B	F B B B C B SL 89 4-2 1-2 BB	3	0	1	0	2	1	5
27 Geoff Blum, S (1, 5) OBP: 0.366, SLG: 0.351 3 Kazuo Matsui, S (8, PR) OBP: 0.281, SLG: 0.379 (9, 4)		B SI 94 B SI 93 B SI 95 C F SI 94 S CH 80 3-3 ① K	X 0-0 ③ P5		C CH 82 F FF 97 B FF 98 X CH 82 1-2 ② ③ G4-3 1-2f			B SI 89 B SI 86 B CH 82 C SI 88 F F SI 88 B 4-2 31 SH5-4 1-2 BB	F B B B C F F X CH 90 3-2 ③ F9	3 1	0 0	0 0	0 0	1 0	1 0	6 2
31 Jason Smith, L (1, 4) (9, 5)		B FF 94 S KC 77 S CH 81 S 1-3 ② K		B CH 79 S CH 80 F CH 81 B F T 2-2 ① K		X CH 80 0-0 ① B5-3		X FA 87 0-0 ① SH5-4 1-2 2-3		3	0	0	0	0	2	0
55 Humberto Quintero, R (1, 2) 4 Jason Michaels, R (8, PH) OBP: 0.167, SLG: 0.091 43 Chris Sampson, R (9, 1)		B FF 97 F SI 94 X CH 80 1-1 ③ G3-1		B X 1-0 ② G4-3		C FF 95 X CH 82 0-1 ② G1-3		F SL 86 B CH 84 C CH 86 F X SI 90 1-2 ② L3		3 1 0	0 0 0	0 0 0	0 0 0	0 0 0	0 0 0	0 2 0
52 Felipe Paulino, R (1, 1) OBP: 0.500, SLG: 0.500 2 Darin Erstad, L (6, PH) OBP: 0.250, SLG: 0.143 48 Tim Byrdak, L (7, 1) 29 Geoff Geary, R (7, 1) 39 Jeff Fulchino, R (8, 1) 77 Ivan Rodriguez, R (8, PH) OBP: 0.262, SLG: 0.350 (9, 2)			C SI 92 C FF 93 S CH 80 0-3 ① K	B C F F B CH 83 X FF 97 2-2 1B		C KC 77 S CH 81 S FF 96 0-3 ③ K		B B S S FF 89 F B SI 86 F S SL 86 3-3 ③ K		2 1 0 0 0 0 1	0 0 0 0 0 0 0	1 0 0 0 0 0 0	0 0 0 0 0 0 0	1 1 0 0 0 0 1	0 0 0 0 0 0 2
Inning Stats	R: 0 E: 2 K: 0 S: 11 H: 0 LOB: 2 BB: 1 P: 17	R: 0 E: 0 K: 2 S: 8 H: 0 LOB: 0 BB: 0 P: 13	R: 1 E: 0 K: 2 S: 13 H: 3 LOB: 3 BB: 1 P: 23	R: 0 E: 0 K: 2 S: 12 H: 1 LOB: 1 BB: 0 P: 18	R: 0 E: 0 K: 0 S: 12 H: 0 LOB: 2 BB: 3 P: 27	R: 0 E: 0 K: 1 S: 6 H: 0 LOB: 0 BB: 0 P: 6	R: 0 E: 1 K: 1 S: 11 H: 1 LOB: 1 BB: 0 P: 19	R: 0 E: 0 K: 1 S: 17 H: 1 LOB: 2 BB: 1 P: 26	R: 1 E: 0 K: 1 S: 19 H: 1 LOB: 2 BB: 2 P: 32	1B: 7 2B: 0 3B: 0 HR: 0 SF: 1 SAC: 1 DP: 2 HBP: 0						

PITCHER		IP	WLS	BF	H	R	ER	SO	BB	IBB	HBP	BLK	WP	HR	S	P	ERA	WHIP
36 Edinson Volquez, R ERA: 6.46	(1, 1)	6.0	W	27	4	1	1	7	5	0	0	0	0	0	62	104	1.50	1.500
53 Arthur Rhodes, L ERA:	(7, 1)	1.0	H	4	1	0	0	1	0	0	0	0	0	0	11	19	0.00	1.000
25 David Weathers, R ERA:	(8, 1)	1.0	H	5	1	0	0	1	1	0	0	0	0	0	17	26	0.00	2.000
48 Francisco Cordero, R ERA: 1.8	(9, 1)	1.0	S	6	1	1	1	1	2	0	0	0	0	0	19	32	9.00	3.000

PITCHER	IP	WLS	BF	H	R	ER	SO	BB	IBB	HBP	BLK	WP	HR	S	P	ERA	WHIP

Cincinnati Reds @ Houston Astros

Minute Maid Park, Houston, TX

Sun Apr 19 2009, 1:05 PM CDT

Att. 29,372 - Partly Cloudy - 74 F

livebaseballscorecards.com

AB	32
R	2
H	7
RBI	2
BB	8
SO	10
LOB	25

WP: 0 PA: 42
PB: 0
SB: 0
CS: 0

Batter	1	2	3	4	5	6	7	8	9	AB	R	H	RBI	BB	SO	LOB
3 Willy Taveras, R (1, 8) OBP: 0.409, SLG: 0.371	B SI 84 L FF 89 S FC 85 B SI 87 X FC 86 2-2 4 G4-3 19 1B 28 1B 1B	B FF 87 B FF 89 2 SAFE B SI 84 C FF 88 X SI 83 3-1 ③ G4-3			C FF 89 F FC 87 C SI 86 0-3 ② K		C SL 80 F FF 90 X SL 79 0-2 15 BB 19 2B 2-3 1B		B FF 94 C FF 94 X FF 94 1-1 ① P6	5	2	2	0	0	1	1
15 Jerry Hairston, R (1, 7) OBP: 0.296, SLG: 0.304	B SI 84 1 SAFE B SI 82 B FC 85 C FF 87 X SI 82 3-1 ① F8		C CU 74 F FC 86 X CU 78 0-2 ① G6-3		C FF 90 F FF 90 C FF 87 0-3 ③ K		B SI 90 B SI 90 B SL 82 B FF 90 4-0 19 2B 1-2 BB		X 0-0 ② F9	4	0	0	0	1	1	1
19 Joey Votto, L (1, 3) OBP: 0.404, SLG: 0.563	C FC 86 F SI 83 F CU 80 X FF 90 0-2 4 G4-3 28 1B 1-2 1B		F FF 88 B CU 80 S FC 85 F FC 87 B FC 87 S SI 86 2-3 ② K			B FF 89 B FF 87 F SI 86 S CU 79 X SI 87 2-2 ① G3	F SL 84 S SL 84 F SL 83 X FF 90 0-2 ② 1-H 2-H 3-H 2B		C FS 86 S FS 84 B FS 87 F FF 95 C FF 96 1-3 ③ K	5	1	2	2	0	2	0
4 Brandon Phillips, R (1, 4) OBP: 0.306, SLG: 0.263	X SI 82 0-0 ② G4-3 1-2 2-3		C FF 89 S FC 87 F FF 89 B SI 85 X FC 87 1-2 ③ G1-3			B FC 86 X FC 85 1-0 ② G5-3	C SL 83 F CH 84 F FF 91 S SL 81 0-3 ③ K			4	0	0	0	0	1	3
28 Edwin Encarnación, R (1, 5) OBP: 0.396, SLG: 0.306	C SI 84 B CH 81 D FC 88 X SI 82 2-1 2-H 3-H 1B			B FC 84 B FC 85 C SI 83 F FC 86 F SI 86 C SI 86 2-3 ① K		F CU 79 B FC 85 B SI 82 X SI 81 2-1 16 BB 1B		B SL 88 B SL 90 X FF 96 2-0 ① G1-3		4	0	2	2	0	1	0
16 Darnell McDonald, R (1, 9) OBP: 0.438, SLG: 0.500 21 Chris Dickerson, L (8, PH) OBP: 0.387, SLG: 0.391 (8, 9)	B FF 88 X SI 82 1-0 ③ G5-3			B FF 90 C SI 82 X FC 88 1-1 29 1B 1B		S SI 83 B SI 83 B SI 84 B SI 84 B SI 84 4-1 1-2 BB		B FF 94 C FF 95 C SL 89 F FF 94 B SL 90 F CH 88 B FF 95 F CH 89 B CH 88 4-2 29 G3-1 BB		2 0	0 0	1 0	0 0	1 1	0 0	1 0
29 Ryan Hanigan, R (1, 2) OBP: 0.333, SLG: 0.273		C SI 84 B FF 88 F FF 88 X CU 79 1-2 ① F8		1 SAFE C FF 88 1 SAFE X SI 82 0-1 7 G6-4-3 1-2 1B		B FC 86 C FC 87 B SI 84 C SI 84 S FC 87 2-3 ③ K		X FF 94 0-0 ② G3-1 1-2		4	0	1	0	0	1	3
7 Paul Janish, R (1, 6) OBP: 0.455, SLG: 0.500		C FC 85 X FC 86 0-1 61 SH2-4 1B		C CU 78 X FF 88 0-1 ② ③ G6-4-3 1-2f			C FF 88 X CU 80 0-1 3 1B 61 SH1-4 19 2B 1B	H FF 94 1-0 HBP		3	1	2	0	0	0	2
61 Bronson Arroyo, R (1, 1) 17 Laynce Nix, L (8, PH) OBP: 0.357, SLG: 0.538 53 Arthur Rhodes, L (8, 1) 48 Francisco Cordero, R (9, 1)		B SI 84 L FF 86 B SI 82 1 SAFE X SI 82 2-1 ② SH2-4 1-2			B FF 87 C FF 88 C SI 82 X CU 79 1-2 ① G6-3		L FF 86 L SI 84 F FC 87 X SI 86 0-2 ① SH1-4 1-2	F CH 88 C FF 94 S CU 80 0-3 ③ K		1 1 0 0	0 0 0 0	0 0 0 0	0 0 0 0	0 0 0 0	0 1 0 0	0 2 0 0
Inning Stats	R: 2 E: 0 K: 0 S: 13 H: 3 LOB: 1 BB: 0 P: 21	R: 0 E: 0 K: 0 S: 9 H: 1 LOB: 1 BB: 0 P: 15	R: 0 E: 0 K: 1 S: 11 H: 0 LOB: 0 BB: 0 P: 14	R: 0 E: 0 K: 1 S: 10 H: 2 LOB: 1 BB: 0 P: 13	R: 0 E: 0 K: 2 S: 9 H: 0 LOB: 0 BB: 0 P: 10	R: 0 E: 0 K: 1 S: 10 H: 1 LOB: 2 BB: 1 P: 21	R: 2 E: 0 K: 1 S: 17 H: 3 LOB: 1 BB: 1 P: 21	R: 0 E: 0 K: 1 S: 10 H: 0 LOB: 2 BB: 1 P: 17	R: 0 E: 0 K: 1 S: 7 H: 0 LOB: 0 BB: 0 P: 9	1B: 9 2B: 1 3B: 0 HR: 0 SF: 0 SAC: 2 DP: 1 HBP: 1						

PITCHER		IP	WLS	BF	H	R	ER	SO	BB	IBB	HBP	BLK	WP	HR	S	P	ERA	WHIP
11 Mike Hampton, L ERA: 3.12	(1, 1)	6.1		27	8	3	3	5	1	0	0	0	0	0	68	100	4.26	1.421
29 Geoff Geary, R ERA: 5.63	(7, 1)	0.0	L	2	1	0	0	0	1	0	0	0	0	0	3	7	∞	∞
48 Tim Byrdak, L ERA: 3.38	(7, 1)	0.2	B	2	1	1	1	1	0	0	0	0	0	0	8	8	13.50	1.500
22 LaTroy Hawkins, R ERA: 3.0	(8, 1)	1.0		5	0	0	0	1	1	0	1	0	0	0	10	17	0.00	1.000
47 Jose Valverde, R ERA: 5.4	(9, 1)	1.0		3	0	0	0	1	0	0	0	0	0	0	7	9	0.00	0.000

PITCHER	IP	WLS	BF	H	R	ER	SO	BB	IBB	HBP	BLK	WP	HR	S	P	ERA	WHIP

TOP

Cincinnati Reds @ Houston Astros

Minute Maid Park, Houston, TX

Mon Apr 20 2009, 7:05 PM CDT

Att. 23,308 - Clear - 77 F

livebaseballscorecards.com

AB	33
R	4
H	10
RBI	4
BB	3
SO	8
LOB	13

WP: 0	PA: 39		
PB: 0			
SB: 0			
CS: 0			

Cincinnati Reds @ Houston Astros

Minute Maid Park, Houston, TX

Mon Apr 20 2009, 7:05 PM CDT

Att. 23,308 - Clear - 77 F

livebaseballscorecards.com

BOTTOM

Batter	1	2	3	4	5	6	7	8	9	AB	R	H	RBI	BB	SO	LOB
3 Kazuo Matsui, S (1, 4) OBP: 0.286, SLG: 0.375	C CH 76 B CU 70 C CU 70 B SI 88 T CH 79 2-2 K		B FF 87 B FF 88 C CU 70 F FC 84 X FF 89 2-2 G4-3 2-3			C CU 67 F SI 88 B FF 89 F CU 68 F FF 88 F FF 89 B SL 75 X CU 67 2-2 10 G1-6-3 1B		X FF 92 0-0 SH5-4 2-3		3	0	1	0	0	1	1
10 Miguel Tejada, R (1, 6) OBP: 0.418, SLG: 0.400	F SI 89 B SI 88 X SI 88 1-1 G5-3		C CU 66 S SL 76 B SL 77 X SI 88 1-2 G6-3			1 SAFE X SI 88 0-0 G1-6-3 1-2f		B FF 93 B FF 93 F FF 93 B FF 93 B FF 93 4-1 45 BB BB		3	0	0	0	1	0	2
17 Lance Berkman, S (1, 3) OBP: 0.375, SLG: 0.455	B CU 70 F CU 70 B SI 89 X FS 79 2-1 L9			B FF 88 X FF 87 1-0 G6-3		X CU 67 0-0 HR		X FF 94 0-0 F9		4	1	1	1	0	0	2
45 Carlos Lee, R (1, 7) OBP: 0.308, SLG: 0.467		B CU 68 X FF 87 1-0 F9		B SI 88 F SI 89 C SL 76 X SL 76 1-2 G5-3		F FF 89 X SI 88 0-1 HR		B FF 94 B FF 93 B FF 94 C FF 95 S FF 94 B FF 95 4-2 1-2 BB		3	1	1	1	1	0	0
9 Hunter Pence, R (1, 9) OBP: 0.382, SLG: 0.532		B CU 69 B SI 88 X SI 89 2-0 27 1B 77 FC5-4 1B		X CU 67 0-0 F7		B SL 76 X SI 87 1-0 1B		C FF 94 F FF 94 B FF 93 B FF 93 F FF 94 F FF 93 B FF 93 F FF 94 C FF 93 3-3 K		4	1	2	0	0	1	3
27 Geoff Blum, S (1, 5) OBP: 0.400, SLG: 0.390		C SL 72 1 SAFE T SI 88 X CH 80 0-2 77 FC5-4 1-3 1B			B FF 88 X SI 88 1-0 11 FC5-4 1B		B CU 67 X FF 86 1-0 77 G4-6-3 1B		B FF 94 C FF 94 F CH 86 F SL 88 B FF 96 B FF 96 X FF 96 3-2 F7	4	0	3	0	0	0	0
77 Ivan Rodriguez, R (1, 2) OBP: 0.261, SLG: 0.341 31 Jason Smith, L (9, PR)		F SI 88 B SL 76 X SL 76 1-1 FC5-4 21 CS 1-2f 3-H			X SL 76 0-0 F9		B FF 89 B SI 88 C SL 74 1 SAFE 1 SAFE X SI 88 2-1 G4-6-3 1-2f		B FF 97 X FF 96 1-0 1B	4 0	0 0	1 0	1 0	0 0	0 0	3 0
21 Michael Bourn, L (1, 8) OBP: 0.340, SLG: 0.318		B CU 69 B CU 68 C CU 70 B CU 71 S SI 86 3-2 CS 1-2	C SI 85 B CU 71 X CH 78 1-1 3 G4-3 11 SH2-4 1B		C SI 88 B SI 89 S SL 74 S FF 88 1-3 K		C SI 88 B SI 88 B CH 80 X CU 69 2-1 F7		S FF 96 B SL 90 X FF 97 1-1 P5	4	0	1	0	0	1	2
11 Mike Hampton, R (1, 1) 29 Geoff Geary, R (7, 1) 48 Tim Byrdak, L (7, 1) 22 LaTroy Hawkins, R (8, 1) 4 Jason Michaels, R (8, PH) OBP: 0.231, SLG: 0.250 47 Jose Valverde, R (9, 1) 2 Darin Erstad, L (9, PH) OBP: 0.222, SLG: 0.125			X SI 87 0-0 SH2-4 1-2	F SI 88 X CU 70 0-1 FC5-4 1-2f		F FF 92 B SL 81 X SL 81 1-1 3 SH5-4 2B	D FF 97 1 SAFE F FF 96 1 SAFE B FF 96 X CH 86 2-1 L7		1 0 0 0 1 0 1	0 0 0 0 0 0 0	0 0 0 0 1 0 0	0 0 0 0 0 0 0	0 0 0 0 0 0 0	0 0 0 0 0 0 0	1 0 0 0 0 0 1
Inning Stats	R: 0 E: 0 K: 1 S: 7 H: 0 LOB: 0 BB: 0 P: 12	R: 1 E: 0 K: 0 S: 9 H: 2 LOB: 0 BB: 0 P: 16	R: 0 E: 0 K: 0 S: 9 H: 1 LOB: 1 BB: 0 P: 13	R: 0 E: 0 K: 0 S: 5 H: 0 LOB: 0 BB: 0 P: 7	R: 0 E: 0 K: 1 S: 7 H: 1 LOB: 1 BB: 0 P: 9	R: 2 E: 0 K: 0 S: 11 H: 4 LOB: 1 BB: 0 P: 14	R: 0 E: 0 K: 0 S: 5 H: 1 LOB: 0 BB: 0 P: 10	R: 0 E: 0 K: 1 S: 13 H: 1 LOB: 3 BB: 2 P: 25	R: 0 E: 0 K: 0 S: 9 H: 1 LOB: 1 BB: 0 P: 16	1B: 8 2B: 1 3B: 0 HR: 2	SF: 0 SAC: 2 DP: 2 HBP: 0	WP: 0 PB: 0 SB: 0 CS: 1	PA: 37			

PITCHER		IP	WLS	BF	H	R	ER	SO	BB	IBB	HBP	BLK	WP	HR	S	P	ERA	WHIP
61 Bronson Arroyo, R ERA: 4.19	(1, 1)	7.0	W	26	9	3	3	2	0	0	0	0	0	2	53	81	3.86	1.286
53 Arthur Rhodes, L ERA:	(8, 1)	1.0	H	6	1	0	0	1	2	0	0	0	0	0	13	25	0.00	3.000
48 Francisco Cordero, R ERA: 1.5	(9, 1)	1.0	S	4	1	0	0	0	0	0	0	0	0	0	9	16	0.00	1.000

PITCHER	IP	WLS	BF	H	R	ER	SO	BB	IBB	HBP	BLK	WP	HR	S	P	ERA	WHIP

Batter	1	2	3	4	5	6	7	8	9	AB	R	H	RBI	BB	SO	LOB
3 Willy Taveras, R (1, 8) OBP: 0.396, SLG: 0.359	C FF 88 B FF 89 X FF 89 1-1 ① F8		B FF 90 X FF 89 1-0 ③ P3		B FF 89 F FF 88 F FF 90 X FF 91 1-2 1-2 1B			B FF 86 B FF 87 C FF 88 B FF 88 C FF 86 F FF 86 F FF 87 C FF 87 3-3 ① K		4	0	1	0	0	1	0
21 Chris Dickerson, L (1, 7) OBP: 0.371, SLG: 0.370	C FF 87 S CH 81 B FF 91 S CH 82 1-3 ② K			F CH 87 B FF 88 X FF 88 1-1 ① F9	B FF 91 T FF 91 S FF 91 X FF 93 1-2 ③ G6-3			X FF 89 0-0 32 WP 19 BB 1B		4	0	1	0	0	1	2
19 Joey Votto, L (1, 3) OBP: 0.411, SLG: 0.540	S CH 82 B SL 83 B FF 90 X CH 82 2-1 ③ G3			C FF 88 B FF 89 S FF 90 B FF 92 F FF 90 B FF 92 F FF 91 B FF 92 4-2 4 S 32 1B BB		F CH 85 S FF 88 F FF 90 S FF 90 0-3 ① K		B FF 89 B SL 84 B FF 88 B FF 88 4-0 1-2 32 WP BB		2	1	0	0	2	1	0
4 Brandon Phillips, R (1, 4) OBP: 0.283, SLG: 0.238		S SL 80 B CH 81 B FF 88 F FF 90 X FF 91 2-2 ① L4		D SL 80 C FF 88 S FF 90 F FF 92 C FF 90 1-3 ② K 1-2		F CH 83 S CH 83 B SL 82 X FF 92 1-2 ② G6-3		B FF 92 B SL 82 X FF 91 2-0 ② F8		4	0	0	0	0	1	3
32 Jay Bruce, L (1, 9) OBP: 0.286, SLG: 0.395		F CH 87 B FF 89 B CH 82 X SL 82 2-1 HR		B FF 89 F FF 89 F FF 90 X FF 92 1-2 2-H 1B	B FF 91 F FF 90 X FF 90 1-1 ③ P6			F FF 91 B FF 92 S SL 80 S SL 81 1-3 ③ K 1-2 2-3		4	1	2	2	0	1	2
28 Edwin Encarnación, R (1, 5) OBP: 0.365, SLG: 0.275		B FF 90 S FF 91 C FF 89 T FF 91 1-2 ② K		C FF 89 D FF 89 1 SAFE C CH 82 B FF 90 1 SAFE S FF 91 2-3 ③ K			C SI 91 B SI 92 B SI 91 X SI 92 2-2 ① G6-3		B FS 86 B FS 86 C FS 86 X FS 87 2-1 ① G6-3	4	0	0	0	0	2	1
55 Ramon Hernandez, R (1, 2) OBP: 0.256, SLG: 0.306		X FF 89 0-0 ③ G4-3			F FF 88 X FF 89 0-1 ① G4-3		B SI 92 B SI 92 B SI 92 C SI 91 X SI 92 3-1 2B	B FS 87 C SL 79 X SL 80 1-1 ② G6-3		4	0	1	0	0	0	0
2 Alex Gonzalez, R (1, 6) OBP: 0.171, SLG: 0.156			S CH 87 B FF 89 C FF 89 B FF 91 F FF 92 B FF 91 T FF 92 3-2 ① K		B FF 88 B FF 88 B FF 90 B FF 89 4-0 3 1B BB		B SI 92 F SI 90 X CH 82 1-1 ② L5	F FS 87 F SL 79 B SL 77 F SL 78 B SL 80 X SL 76 2-2 2B		3	0	1	0	1	1	1
33 Micah Owings, R (1, 1) OBP: 0.286, SLG: 0.571 57 Mike Lincoln, R (5, 1) 52 Daniel Herrera, L (6, 1) 17 Laynce Nix, L (7, PH) OBP: 0.333, SLG: 0.500 51 Jared Burton, R (7, 1) 15 Jerry Hairston, R (9, PH) OBP: 0.286, SLG: 0.292			B FF 89 B FF 90 C FF 90 S FF 92 C FF 93 2-3 ② K		1 SAFE L FF 90 S FF 90 C FF 91 0-3 ② K		C CU 79 F SI 93 B SI 92 F SI 92 S SI 92 1-3 ③ K	C SL 78 F FS 87 C SL 79 0-3 ③ K		2 0 0 1 0 1	0 0 0 0 0 0	0 0 0 0 0 0	0 0 0 0 0 0	2 0 0 1 0 1	1 0 0 1 0 1
Inning Stats	R: 0 E: 0 K: 1 S: 7 H: 0 LOB: 0 BB: 0 P: 11	R: 1 E: 0 K: 1 S: 9 H: 1 LOB: 0 BB: 0 P: 14	R: 0 E: 0 K: 2 S: 8 H: 0 LOB: 0 BB: 0 P: 14	R: 1 E: 0 K: 2 S: 16 H: 1 LOB: 1 BB: 1 P: 25	R: 0 E: 0 K: 1 S: 11 H: 1 LOB: 2 BB: 1 P: 17	R: 0 E: 0 K: 1 S: 9 H: 0 LOB: 0 BB: 0 P: 11	R: 0 E: 0 K: 1 S: 11 H: 1 LOB: 1 BB: 0 P: 18	R: 0 E: 0 K: 2 S: 10 H: 1 LOB: 2 BB: 1 P: 20	R: 0 E: 0 K: 1 S: 11 H: 1 LOB: 1 BB: 0 P: 16	1B: 3 2B: 2 3B: 0 HR: 1	SF: 0 SAC: 0 DP: 0 HBP: 0		WP: 1 PB: 0 SB: 1 CS: 0	PA: 36		

PITCHER		IP	WLS	BF	H	R	ER	SO	BB	IBB	HBP	BLK	WP	HR	S	P	ERA	WHIP
40 Rich Harden, R ERA: 4.2	(1, 1)	6.0	W	23	3	2	2	8	2	0	0	0	0	1	60	92	3.00	0.833
47 Aaron Heilman, R ERA: 1.04	(7, 1)	1.0		4	1	0	0	1	0	0	0	0	0	0	11	18	0.00	1.000
48 Neal Cotts, L ERA: 3.0	(8, 1)	0.1		3	1	0	0	1	1	0	0	0	0	0	6	13	0.00	6.000
49 Carlos Marmol, R ERA: 1.23	(8, 1)	0.2		2	0	0	0	1	0	0	0	0	1	0	4	7	0.00	0.000
51 Luis Vizcaino, R ERA:	(9, 1)	1.0		4	1	0	0	1	0	0	0	0	0	0	11	16	0.00	1.000

PITCHER	IP	WLS	BF	H	R	ER	SO	BB	IBB	HBP	BLK	WP	HR	S	P	ERA	WHIP

TOP

Cincinnati Reds @ Chicago Cubs

Wrigley Field, Chicago, IL

Tue Apr 21 2009, 7:05 PM CDT

Att. 38,403 - Cloudy - 40 F

livebaseballscorecards.com

AB	33
R	2
H	6
RBI	2
BB	3
SO	12
LOB	12

Batter	1	2	3	4	5	6	7	8	9	AB	R	H	RBI	BB	SO	LOB
12 Alfonso Soriano, R (1, 7) OBP: 0.393, SLG: 0.635	B FF 88 S SL 83 S SI 87 X SL 82 1-2 ① F9	B SL 81 C SL 82 F SI 87 S FF 88 1-3 ② K			S SL 82 B SL 81 B FF 88 B CH 81 C FF 88 B SL 82 4-2 25 E, 1 BB, 6 SF8 BB	B FC 87 X FC 87 1-0 25 BB, 16 1B 2B	B FF 90 F FF 90 F SL 79 F CH 86 F FC 90 S FF 91 1-3 ② K			4	2	1	0	1	2	5
1 Kosuke Fukudome, L (1, 8) (7, 9) OBP: 0.491, SLG: 0.714	F FF 89 B CH 78 C CH 81 S FF 89 1-3 ② K	X FF 88 0-0 ③ F8			1 SAFE 1 SAFE B SI 86 B FF 86 B FF 87 C FF 87 B CH 80 4-1 6 SF8, 25 E, 16 1B 1-2 BB	C CU 75 H FC 90 1-1 25 BB, 16 1B HBP	B FF 91 D CH 87 B SI 90 B FF 89 4-0 1-2 2-3 BB			2	2	0	0	2	1	3
25 Derrek Lee, R (1, 3) OBP: 0.276, SLG: 0.320	S FF 90 F FF 90 F FF 90 F SL 83 X FF 89 0-2 ③ F8		X FF 88 0-0 ① G6-3		C SI 87 X SI 86 0-1 E7, 16 1B, 18 BB 1-2 2-3	S SI 90 B SI 90 C CU 75 B SI 91 F SI 89 B FC 88 B FC 87 4-2 16 1B 1-2 2-3 BB	B FF 90 B FF 89 C FF 89 F FF 90 B FC 91 F FF 90 F FF 89 F SL 81 X FF 90 3-2 ③ F7			4	1	0	0	1	0	5
6 Micah Hoffpauir, L (1, 9) OBP: 0.389, SLG: 0.688 9 Reed Johnson, R (6, PH) OBP: 0.400, SLG: 0.294 (7, 8)		S SI 87 S FF 89 F FF 89 B FF 87 F FF 88 X CH 79 1-2 HR	B SI 88 B SI 87 B SI 87 C FF 87 F FF 88 B FF 87 4-2 16 G5-4-3 BB		F SI 87 B SL 80 T SI 86 B SI 87 F FF 89 X FF 88 2-2 ② SF8 2-3 3-H	B FF 81 S SL 71 S SC 64 S SC 65 1-3 ② K		B FF 90 B CH 88 C CH 88 S FF 89 F FF 90 F FF 89 F FF 91 F SI 90 X SL 81 2-2 ① G4-3		1 2	1 0	1 0	2 0	1 0	0 1	0 3
16 Aramis Ramirez, R (1, 5) OBP: 0.391, SLG: 0.614		F FF 89 B SI 88 B CH 80 F FF 89 F FF 90 B CH 82 X FF 89 3-2 18 F9, 17 BB, 2 1B 1B	X SL 80 0-0 ② ③ G5-4-3 1-2f		B FF 86 B CH 77 C SL 79 B FF 88 1 SAFE C SL 81 F SL 82 F FF 89 F FF 89 3-2 X SL 82 18 BB, 17 HBP 1-3 3-H 1B	B SI 83 C SI 82 C CH 72 X SC 64 1-2 1-2 2-H 3-H 1B		F FF 91 F FF 90 B CH 87 F FF 90 S SL 80 1-3 ② K		5	1	3	3	0	1	1
17 Mike Fontenot, L (1, 4) OBP: 0.367, SLG: 0.333		B SI 87 B FF 87 B FF 88 C FF 87 S FF 87 B FF 88 4-2 40 1B, 2 1B 1-2 BB		C FF 87 B CH 78 X FF 86 1-1 ① P5	H FC 88 1-0 18 BB 1-2 HBP	S FF 79 B SL 72 C SI 82 X SL 75 1-2 ③ F7		X FF 88 0-0 ③ G4-3		3	0	0	0	1	0	2
18 Geovany Soto, R (1, 2) OBP: 0.321, SLG: 0.136		B FF 88 X SI 88 1-0 ① F9 2-3		C SI 88 X FF 88 0-1 ② F9	D CU 76 B SI 90 B SI 89 B SI 90 4-0 1-2 2-3 3-H BB		B FF 89 X FF 90 1-0 1 BB, 2 1B 1B			3	0	1	1	1	0	2
2 Ryan Theriot, R (1, 6) OBP: 0.471, SLG: 0.523		C CH 82 F SI 85 F FF 87 1 SAFE F SI 86 X CH 78 0-2 40 1B 1-2 3-H 1B		C FF 87 B SL 81 B SL 81 F FF 88 C FF 89 2-3 ③ K	B SI 91 C SI 90 B CU 75 X SI 91 2-1 ③ G5-3		S FF 90 X SI 89 0-1 1 BB 1-2 1B			4	0	2	1	0	1	3
40 Rich Harden, L (1, 1) OBP: 0.333, SLG: 0.333 4 Joey Gathright, L (6, PH) 47 Aaron Heilman, R (7, 1) 7 Aaron Miles, S (7, PH) OBP: 0.222, SLG: 0.125 48 Neal Cotts, L (8, 1) 49 Carlos Marmol, R (8, 1) 51 Luis Vizcaino, R (9, 1)		X FF 87 0-0 1-2 2-3 1B			C FF 87 B SI 87 X FF 88 1-1 ① G4-3	F SI 89 C FC 89 B SI 90 S CU 75 1-3 ① K	C FF 90 F FF 90 B FF 90 B CH 87 F FF 89 F CH 89 F SL 79 F SL 80 B FF 90 3-2 T FF 90 ① K			2 1 0 0 1 0 0 0	0 0 0 0 0 0 0 0	1 0 0 0 0 0 0 0	0 0 0 0 0 0 0 0	0 0 0 0 1 0 0 0	0 1 0 0 2 0 0 0	0 0 0 0 0 0 0 0
Inning Stats	R: 0 E: 0 K: 1 S: 11 H: 0 LOB: 0 BB: 0 P: 13	R: 2 E: 0 K: 1 S: 22 H: 4 LOB: 3 BB: 1 P: 32	R: 0 E: 0 K: 0 S: 4 H: 0 LOB: 0 BB: 1 P: 8	R: 0 E: 0 K: 1 S: 7 H: 0 LOB: 0 BB: 0 P: 10	R: 3 E: 1 K: 0 S: 19 H: 1 LOB: 3 BB: 3 P: 40	R: 2 E: 0 K: 2 S: 17 H: 2 LOB: 2 BB: 1 P: 27	R: 0 E: 0 K: 2 S: 21 H: 2 LOB: 3 BB: 1 P: 33	R: 0 E: 0 K: 1 S: 12 H: 0 LOB: 0 BB: 0 P: 15		1B: 7 2B: 1 3B: 0 HR: 1 SF: 1 SAC: 0 DP: 1 HBP: 2						

PITCHER		IP	WLS	BF	H	R	ER	SO	BB	IBB	HBP	BLK	WP	HR	S	P	ERA	WHIP
33 Micah Owings, R ERA: 5.59	(1, 1)	4.2	L	23	5	5	2	3	4	0	0	0	0	1	61	94	3.86	1.929
57 Mike Lincoln, R ERA: 18.56	(5, 1)	0.2		7	1	2	2	1	2	0	2	0	0	0	10	24	27.00	4.500
52 Daniel Herrera, L ERA: 3.6	(6, 1)	0.2		3	1	0	0	1	0	0	0	0	0	0	9	12	0.00	1.500
51 Jared Burton, R ERA: 8.59	(7, 1)	2.0		9	2	0	0	3	1	0	0	0	0	0	33	48	0.00	1.500

PITCHER	IP	WLS	BF	H	R	ER	SO	BB	IBB	HBP	BLK	WP	HR	S	P	ERA	WHIP

BOTTOM

Cincinnati Reds @ Chicago Cubs

Wrigley Field, Chicago, IL

Tue Apr 21 2009, 7:05 PM CDT

Att. 38,403 - Cloudy - 40 F

livebaseballscorecards.com

AB	32
R	7
H	9
RBI	7
BB	7
SO	8
LOB	26

WP: 0	PA: 42					
PB: 0						
SB: 0						
CS: 0						

Cincinnati Reds @ Chicago Cubs

Wrigley Field, Chicago, IL

Wed Apr 22 2009, 7:05 PM CDT

Att. 38,738 - Partly Cloudy - 45 F

livebaseballscorecards.com

Batter	1	2	3	4	5	6	7	8	9	AB	R	H	RBI	BB	SO	LOB
3 Willy Taveras, R (1, 8) OBP: 0.373, SLG: 0.341	C CH 82 C CH 74 F CH 81 S FF 84 0-3 K		F FF 84 B CU 69 B CU 68 T FF 87 B FF 87 X FF 88 3-2 SF7 3-H		X FF 85 0-0 SH 15 G6-4-3 1-2			C FF 94 S SI 93 B FF 94 B SI 94 F SI 95 B FF 93 X FF 94 3-2 G5-3		2	0	0	1	0	1	0
15 Jerry Hairston, R (1, 7) OBP: 0.281, SLG: 0.286	C SL 80 B SL 81 B FF 84 B SL 80 S FF 84 X FF 86 3-2 P6		B CU 68 T FF 86 B CU 69 X SL 81 2-1 F8		C SL 79 B CU 67 B FF 87 X SL 82 2-1 G6-4-3 1-2f			B FC 90 F FF 95 F FF 94 B CU 81 X FF 94 2-2 19 2B 1B		4	1	1	0	0	0	3
19 Joey Votto, L (1, 3) OBP: 0.400, SLG: 0.537	B FF 85 C CH 77 F FF 85 X CU 68 1-2 G5-3			X SL 81 0-0 G1-3		B SL 79 C SL 80 X SI 86 1-1 G3		S FF 93 1 SAFE F SI 94 P PO 86 B FC 91 1 SAFE X SI 94 2-2 1-H 2B		4	0	1	1	0	0	0
28 Edwin Encarnación, R (1, 5) OBP: 0.339, SLG: 0.250		X SL 80 0-0 F9		B FF 83 X CH 75 1-0 P6		C FF 85 B CU 66 B FF 85 F FF 85 F FF 86 S SL 80 2-3 K		B FF 94 F FF 94 C FF 94 S SI 93 1-3 K		4	0	0	0	0	2	1
32 Jay Bruce, L (1, 9) OBP: 0.304, SLG: 0.476		C CH 83 B CU 64 X FF 84 1-1 F9		C CU 67 B CU 67 C FF 85 X CU 68 1-2 4 1B 1B		C FF 86 C SL 81 X CU 70 0-2 P6			F CU 79 B CU 79 F FF 91 B CU 80 B CU 79 X FF 92 3-2 HR	4	1	2	1	0	0	0
4 Brandon Phillips, R (1, 4) OBP: 0.298, SLG: 0.261		F CH 83 B CH 76 X CH 75 1-1 F7		1 SAFE C SL 81 1 SAFE C CU 67 D CU 65 1 SAFE B SL 82 F FF 87 F SL 81 2-2 F SL 81 1 SAFE X FF 87 55 S 1-3 1B			F CH 75 B CH 75 X CH 76 1-1 P4		B CU 81 S FF 92 B CU 81 F FF 92 F FF 92 B CU 82 X FF 92 3-2 1B	4	0	2	0	0	0	0
55 Ramon Hernandez, R (1, 2) OBP: 0.233, SLG: 0.275			B SL 80 S CH 80 B CU 64 X SL 80 2-1 P3 F SL 82 B CU 69 S SL 83 B FF 88 X SL 83 2-2 G6-3 1-2				S CH 76 X CH 76 0-1 F7		C FF 93 X CU 79 0-1 F9	4	0	0	0	0	0	3
2 Alex Gonzalez, R (1, 6) OBP: 0.179, SLG: 0.167			B FF 84 F FF 83 B FF 85 X SL 80 2-1 E1 47 1B 3 SF7 1B		B CH 80 F CH 73 F SL 76 B FF 84 F SL 79 X FF 84 2-2 G6-3		F FF 84 X CH 76 0-1 G3		1 SAFE C FF 90 F FF 91 B FF 90 X FF 91 1-2 L6	4	1	1	0	0	0	1
47 Johnny Cueto, R (1, 1) OBP: 0.400, SLG: 0.400 17 Laynce Nix, L (8, PH) OBP: 0.313, SLG: 0.467 25 David Weathers, R (8, 1) 21 Chris Dickerson, L (9, PH) OBP: 0.361, SLG: 0.357 48 Francisco Cordero, R (9, 1)			F CH 82 X FF 86 0-1 2-3 1B		C FF 84 C SL 80 F SL 76 F FF 84 X FF 85 0-2 3 SH 1B			X FC 88 0-0 G3	C CU 81 B FF 91 S FF 91 B FF 92 S CU 81 2-3 K	2 1 0 1 0	0 0 0 0 0	2 0 0 0 0	0 0 0 0 0	0 0 0 0 0	0 0 0 1 0	0 0 0 1 0

Inning Stats										
	R: 0 E: 0 K: 1 S: 10	H: 0 LOB: 0 BB: 0 P: 14	R: 0 E: 0 K: 0 S: 5	H: 0 LOB: 0 BB: 0 P: 7	R: 1 E: 1 K: 0 S: 11	H: 2 LOB: 1 BB: 0 P: 20	R: 0 E: 0 K: 0 S: 14	H: 2 LOB: 2 BB: 0 P: 20	R: 0 E: 1 K: 0 S: 12	H: 1 LOB: 1 BB: 0 P: 16
	R: 0 E: 0 K: 1 S: 9	H: 0 LOB: 0 BB: 0 P: 12	R: 0 E: 0 K: 0 S: 6	H: 0 LOB: 0 BB: 0 P: 7	R: 1 E: 0 K: 1 S: 15	H: 2 LOB: 1 BB: 0 P: 22	R: 1 E: 0 K: 1 S: 15	H: 2 LOB: 1 BB: 0 P: 24	1B: 7 2B: 1 3B: 0 HR: 1	SF: 1 SAC: 1 DP: 1 HBP: 0

WP: 0 PB: 0 SB: 1 CS: 0 PA: 36

PITCHER		IP	WLS	BF	H	R	ER	SO	BB	IBB	HBP	BLK	WP	HR	S	P	ERA	WHIP
30 Ted Lilly, L ERA: 2.41	(1, 1)	7.0	L	26	5	1	0	2	0	0	0	0	0	0	67	96	0.00	0.714
37 Angel Guzman, R ERA: 5.87	(8, 1)	1.0		5	2	1	1	1	0	0	0	0	0	0	15	22	9.00	2.000
63 Kevin Gregg, R ERA: 6.43	(9, 1)	1.0		5	2	1	1	1	0	0	0	0	0	1	15	24	9.00	2.000

PITCHER	IP	WLS	BF	H	R	ER	SO	BB	IBB	HBP	BLK	WP	HR	S	P	ERA	WHIP

TOP

AB	34
R	3
H	9
RBI	3
BB	0
SO	4
LOB	9

Cincinnati Reds @ Chicago Cubs

Wrigley Field, Chicago, IL

Wed Apr 22 2009, 7:05 PM CDT

Att. 38,738 - Partly Cloudy - 45 F

livebaseballscorecards.com

BOTTOM

Batter	1	2	3	4	5	6	7	8	9	AB	R	H	RBI	BB	SO	LOB
12 Alfonso Soriano, R (1, 7) OBP: 0.400, SLG: 0.625	X SI 90 0-0 ① F9		B SL 90 B FF 92 B FF 94 C FF 94 X FF 93 3-1 ② G6-3		B SL 88 F SL 86 F SL 88 B FF 94 X SL 87 2-2 1B			X SL 81 0-0 1B		4	0	2	0	0	0	0
1 Kosuke Fukudome, L (1, 8) OBP: 0.475, SLG: 0.674	C FF 91 B SL 85 C FF 92 B FF 92 B SL 85 F FF 90 X FF 90 3-2 25 1B 1B		B SI 93 B FF 93 F FF 92 B CH 82 F FF 94 F SL 86 X FF 92 3-2 ③ F7		B SI 91 1 SAFE X FF 90 1-0 F8			C SI 86 B SI 86 B SL 81 1 SAFE F SL 81 C SI 87 2-3 ② K		4	0	1	0	0	1	2
25 Derrek Lee, R (1, 3) OBP: 0.290, SLG: 0.333	S FF 91 B SI 90 X SI 89 1-1 1-2 1B			B FF 91 X FF 93 1-0 18 FC5 21 G3 1B		C SL 86 B FF 94 F SL 87 X FF 92 1-2 ① F9		B FF 88 B FF 87 D SL 82 C FF 86 F FF 87 X SI 86 3-2 ③ P4		4	0	2	0	0	0	1
21 Milton Bradley, S (1, 9) OBP: 0.267, SLG: 0.174	F FF 91 B FF 92 B SL 85 S SI 91 C FF 92 2-3 ② K			B FF 91 B SI 91 F FF 92 X SL 85 2-1 ① G3 1-2		F SI 93 B FF 92 C SL 86 B FF 93 B FF 94 C SL 87 3-3 ② K			B FF 91 B FF 92 B FF 92 C FF 93 F FF 93 T FF 94 3-2 ① K	4	0	0	0	0	3	3
16 Aramis Ramirez, R (1, 5) OBP: 0.400, SLG: 0.596	B SI 93 S SI 91 D SL 86 C SL 86 F SI 90 F FF 92 X FF 92 2-2 ③ G4-3			F SL 87 H SI 92 1-1 18 FC5 HBP		B SL 87 B SL 87 C SL 86 F FF 94 F FF 94 X SL 87 2-2 ③ G5-3			B FF 93 X FF 94 1-0 1B	3	0	1	0	0	0	2
18 Geovany Soto, R (1, 2) OBP: 0.281, SLG: 0.115		S FF 93 B SI 93 X SI 93 1-1 ① G4-3		B SI 92 X SL 85 1-0 ② FC5 1-2 2-3f			B SL 86 C FF 92 B FF 92 X SL 85 2-1 ① G6-3		C FF 93 B SL 86 X SL 85 1-1 ② F8	4	0	0	0	0	0	3
2 Ryan Theriot, R (1, 6) OBP: 0.436, SLG: 0.479		C FF 94 B SI 94 F SI 94 F FF 95 B FF 94 X FF 94 2-2 ② L9		C FF 94 B FF 92 B SL 87 F FF 94 B FF 92 S SL 86 3-3 ③ K			B FF 93 F FF 93 F FF 92 X SL 86 1-2 ② G5-3		X FF 93 0-0 ③ F8	4	0	0	0	0	1	3
7 Aaron Miles, S (1, 4) OBP: 0.190, SLG: 0.105		C FF 94 C FF 93 F FF 94 F FF 93 B SL 88 F FF 92 F FF 94 X CH 84 1-2 ③ P6			C FF 92 X SL 86 0-1 ① G4-3		X SI 91 0-0 ③ F7			3	0	0	0	0	0	0
30 Ted Lilly, L (1, 1) 37 Angel Guzman, R (8, 1) 17 Mike Fontenot, L (8, PH) OBP: 0.360, SLG: 0.325 63 Kevin Gregg, R (9, 1)			S FF 90 F FF 92 B FF 93 B FF 91 X FF 91 2-2 ① G6-3		X FF 90 0-0 ② G4-3			B SI 85 S SI 84 X SL 81 1-1 ① G4-3		2 0 1 0	0 0 0 0	0 0 0 0	0 0 0 0	0 0 0 0	0 0 0 0	0 0 0 0
Inning Stats	R: 0 E: 0 K: 1 S: 15 H: 2 LOB: 2 BB: 0 P: 23	R: 0 E: 0 K: 0 S: 13 H: 0 LOB: 0 BB: 0 P: 17	R: 0 E: 0 K: 0 S: 9 H: 0 LOB: 0 BB: 0 P: 17	R: 0 E: 0 K: 1 S: 8 H: 1 LOB: 2 BB: 0 P: 16	R: 0 E: 0 K: 0 S: 7 H: 1 LOB: 1 BB: 0 P: 10	R: 0 E: 0 K: 1 S: 10 H: 0 LOB: 0 BB: 0 P: 16	R: 0 E: 0 K: 0 S: 6 H: 0 LOB: 0 BB: 0 P: 9	R: 0 E: 0 K: 1 S: 9 H: 1 LOB: 1 BB: 0 P: 15	R: 0 E: 0 K: 1 S: 7 H: 1 LOB: 1 BB: 0 P: 12	1B: 6 2B: 0 3B: 0 HR: 0	SF: 0 SAC: 0 DP: 0 HBP: 1			WP: 0 PB: 0 SB: 0 CS: 0	PA: 34		

	AB	33
	R	0
	H	6
	RBI	0
	BB	0
	SO	5
	LOB	14

PITCHER		IP	WLS	BF	H	R	ER	SO	BB	IBB	HBP	BLK	WP	HR	S	P	ERA	WHIP
47 Johnny Cueto, R ERA: 2.55	(1, 1)	7.0	W	26	4	0	0	3	0	0	1	0	0	0	68	108	0.00	0.571
25 David Weathers, R ERA:	(8, 1)	1.0	H	4	1	0	0	1	0	0	0	0	0	0	9	15	0.00	1.000
48 Francisco Cordero, R ERA: 1.29	(9, 1)	1.0	S	4	1	0	0	1	0	0	0	0	0	0	7	12	0.00	1.000

PITCHER	IP	WLS	BF	H	R	ER	SO	BB	IBB	HBP	BLK	WP	HR	S	P	ERA	WHIP

Batter	1	2	3	4	5	6	7	8	9	AB	R	H	RBI	BB	SO	LOB
3 Willy Taveras, R (1, 8) OBP: 0.375, SLG: 0.370	B SI 88 F SI 90 B SI 88 X SI 89 2-1 ① G6-3		B SI 89 F SI 90 B SI 90 X SI 92 2-1 ③ G4-3			C SI 90 F SL 83 X SI 92 0-2 21 E, 19 2B 1B	D SL 83 B FF 90 X SI 90 2-0 ② FC1-2 21 S 3-H		C FF 92 X FF 91 0-1 21 1B 1-3 2B	5	2	2	0	0	0	1
21 Chris Dickerson, L (1, 7) OBP: 0.366, SLG: 0.424	C SI 90 F SI 90 B SI 88 S FS 84 1-3 ② K			B FS 81 B SI 90 F SI 89 B FS 83 X FF 90 3-1 32 1B 3B		L SI 88 1 SAFE 1 SAFE B SI 91 1 SAFE 1 SAFE F SI 93 B FS 85 F FS 85 2-3 ① K 1-3	B SI 92 C FF 92 B FS 86 F SI 92 S FF 94 2-3 ③ K 1-2		S FF 92 F FF 92 F FF 94 B FS 85 X FF 94 1-2 19 1B 1B 2-H 3-H	5	1	2	2	0	3	2
19 Joey Votto, L (1, 3) OBP: 0.431, SLG: 0.644	B SI 89 X SI 89 1-0 2B			B SI 92 B FS 85 T FF 91 X FS 86 2-1 ① G3		F FS 84 B FF 92 F FF 93 D FS 87 X FC 91 2-2 32 WP 2B 3-H		B FF 88 B FF 90 S FF 90 B FF 91 S FF 90 F FF 91 F FF 90 X FF 90 3-2 HR	F FF 92 D SL 85 F FF 91 X FF 92 1-2 1-3 1B	5	1	4	2	0	0	1
28 Edwin Encarnación, R (1, 5) OBP: 0.328, SLG: 0.229	S FF 90 F SI 92 T SI 93 0-2 ③ K			B SI 93 B FS 87 F SI 92 B SI 93 B FF 91 4-1 32 1B BB		F SI 93 B SL 85 2 SAFE B SL 83 X SI 93 2-1 ② F8		C FF 89 B SL 86 S FF 91 F FF 92 C FF 93 1-3 ① K	B FF 91 B FF 91 F FF 91 X FF 90 2-1 ③ G4-3	4	0	0	0	1	2	4
32 Jay Bruce, L (1, 9) OBP: 0.300, SLG: 0.457		F SI 89 B SI 90 B FS 84 X FF 90 2-1 ① G6-3		B SI 90 B SI 91 X FF 91 2-0 4 G4-3 1B 1-2 3-H		C SI 94 S SI 94 B FF 93 D FS 86 B FS 86 X SI 94 3-2 ③ G4-3 2-3		B FF 91 F FF 90 S FF 90 X FF 91 1-2 ② G4-3		4	0	1	1	0	0	1
4 Brandon Phillips, R (1, 4) OBP: 0.311, SLG: 0.265		C SI 91 F SI 93 B FS 86 B FS 86 F SI 94 F SI 94 C FF 91 2-3 ② K		X SI 92 0-0 ② ③ G4-3 1-2f			C SI 90 B SL 84 B SI 93 F SI 92 B SL 83 F SI 92 B FF 92 4-2 55 1B, 2 1B BB	S SL 83 X SL 87 0-1 ③ 1B		3	1	1	0	1	1	2
55 Ramon Hernandez, R (1, 2) OBP: 0.255, SLG: 0.295		B SI 92 X SI 92 1-0 ③ F8			B SL 78 B SI 90 F SI 90 C SI 91 B SL 84 X SI 93 3-2 ① G1-4-3		C SI 91 X SI 91 0-1 2 1B, 2 E 1B 1-2		B SL 82 B FF 92 X FF 90 2-0 3 2B, 21 1B 1B	4	2	2	0	0	0	0
2 Alex Gonzalez, R (1, 6) OBP: 0.186, SLG: 0.175			X SI 90 0-0 ① G5-3		C SI 92 B SI 92 F SI 93 B SL 74 S SL 85 2-3 ② K		X SI 92 0-0 E9, 3 FC1-2 1B 1-H 2-H		C FF 91 X FF 91 0-1 ① P4	4	0	1	1	0	1	1
39 Aaron Harang, R (1, 1) 25 David Weathers, R (8, 1) 17 Laynce Nix, L (9, PH) OBP: 0.294, SLG: 0.438 40 Nick Masset, R (9, 1)			B FS 88 C SI 88 X SI 90 1-1 ② G3-1		C SI 91 F SI 91 S FF 92 0-3 ③ K		X SI 89 0-0 ① G4-3		F FS 84 F FS 84 B FF 94 F FS 84 B FF 92 F FF 93 S FF 92 2-3 ② K	3 0 1 0	0 0 0 0	0 0 0 0	0 0 0 0	1 0 0 0	1 0 1 0	1 0 1 0
Inning Stats	R: 0 H: 1 E: 0 LOB: 1 K: 2 BB: 0 S: 9 P: 13	R: 0 H: 0 E: 0 LOB: 0 K: 1 BB: 0 S: 8 P: 13	R: 0 H: 0 E: 0 LOB: 0 K: 0 BB: 0 S: 5 P: 8	R: 1 H: 2 E: 0 LOB: 1 K: 0 BB: 1 S: 7 P: 18	R: 0 H: 0 E: 0 LOB: 0 K: 2 BB: 0 S: 9 P: 14	R: 1 H: 2 E: 1 LOB: 1 K: 1 BB: 0 S: 15 P: 24	R: 2 H: 2 E: 1 LOB: 1 K: 1 BB: 1 S: 11 P: 19	R: 1 H: 2 E: 0 LOB: 1 K: 1 BB: 0 S: 14 P: 19	R: 2 H: 4 E: 0 LOB: 2 K: 1 BB: 0 S: 19 P: 27	1B: 8 2B: 3 3B: 1 HR: 1	SF: 0 SAC: 0 DP: 1 HBP: 0			WP: 1 PB: 0 SB: 1 CS: 0	PA: 40		

PITCHER	IP	WLS	BF	H	R	ER	SO	BB	IBB	HBP	BLK	WP	HR	S	P	ERA	WHIP
38 Carlos Zambrano, R (1, 1) ERA: 4.85	7.0	L	29	7	4	3	7	2	0	0	0	1	0	64	109	3.86	1.286
48 Neal Cotts, L (8, 1) ERA: 4.5	1.0		4	2	1	1	1	0	0	0	0	0	1	14	19	9.00	2.000
29 Jeff Samardzija, R (9, 1) ERA: 18.0	1.0		7	4	2	2	1	0	0	0	0	0	0	19	27	18.00	4.000

PITCHER	IP	WLS	BF	H	R	ER	SO	BB	IBB	HBP	BLK	WP	HR	S	P	ERA	WHIP

TOP

Cincinnati Reds @ Chicago Cubs

Wrigley Field, Chicago, IL

Thu Apr 23 2009, 1:20 PM CDT

Att. 40,039 - Partly Cloudy - 51 F

livebaseballscorecards.com

AB	38
R	7
H	13
RBI	6
BB	2
SO	9
LOB	14

Cincinnati Reds @ Chicago Cubs

Wrigley Field, Chicago, IL

Thu Apr 23 2009, 1:20 PM CDT

Att. 40,039 - Partly Cloudy - 51 F

BOTTOM

Batter	1	2	3	4	5	6	7	8	9	AB	R	H	RBI	BB	SO	LOB
12 Alfonso Soriano, R (1, 7) OBP: 0.406, SLG: 0.633	C FF 85 X SL 78 0-1 P6		F SL 80 C SL 81 F SL 81 X SL 81 0-2 2 CS 2B			B SL 80 B FF 87 F FF 88 F SI 86 B SL 81 F SL 81 X SL 82 3-2 E7 2 1B 1B		C SI 86 T SI 88 B SI 88 F FF 88 B SL 83 B SL 83 F SI 88 F SL 83 C FF 88 3-3 K 1-2		4	1	2	0	0	1	1
2 Ryan Theriot, R (1, 6) OBP: 0.424, SLG: 0.462	C FF 86 B SI 88 X SI 88 1-1 F8		F FF 88 C FF 88 F FF 89 B FF 87 X SL 80 1-2 F8 2-3			S SI 87 F SL 80 F FF 90 D SL 79 X SI 89 1-2 1 CS 2-H 1B		C SL 83 B FF 88 F FF 88 F SI 88 F SL 82 X SL 82 1-2 P4		4	0	1	1	0	0	2
1 Kosuke Fukudome, L (1, 8) OBP: 0.476, SLG: 0.653	B SI 86 B SI 86 B SI 86 C SI 86 C SI 88 X SI 88 3-2 L4			C SI 86 L SL 79 B FF 88 B SL 80 X SL 81 2-2 1B		B FF 89 B CU 74 F SI 87 X SI 88 2-1 L6 1-2			B FF 92 B SI 92 B FS 91 B SI 92 4-0 25 F BB	3	0	1	0	1	0	1
25 Derrek Lee, R (1, 3) OBP: 0.273, SLG: 0.310		X SI 86 0-0 G6-3		X SI 85 0-0 P4		C SL 80 C SL 81 B FF 91 B FF 90 S FF 90 2-3 K			B FF 93 C FF 93 X FF 92 1-1 E5 1-2	4	0	0	0	0	1	2
16 Aramis Ramirez, R (1, 5) OBP: 0.389, SLG: 0.569		B SI 87 X SI 88 1-0 18 BB 1B		B SL 81 C SL 80 1 SAFE B SI 87 X FF 88 2-1 F9			S SL 79 F SL 80 F SI 86 B FF 89 X FF 89 1-2 F8		X FF 93 0-0 F7	4	0	1	0	0	0	3
6 Micah Hoffpauir, L (1, 9) OBP: 0.364, SLG: 0.600		B FF 87 B FF 88 F CH 82 X SI 88 2-1 P5		F CU 73 X FF 90 0-1 P4			B CU 73 B SI 89 B SI 88 C SI 86 X SI 87 3-1 18 G6-4-3 1B		C FF 94 X FF 94 0-1 F7	4	0	1	0	0	0	4
18 Geovany Soto, R (1, 2) OBP: 0.278, SLG: 0.103		B SI 88 C SL 81 B SI 86 S SL 80 B SL 81 B SI 91 4-2 1-2 BB			F FF 86 B SL 79 B SI 86 X SI 88 2-1 G1-3		B SL 80 X FF 89 1-0 G6-4-3 1-2f		F FF 94 X SI 94 0-1 F8	3	0	0	0	1	0	3
17 Mike Fontenot, L (1, 4) OBP: 0.358, SLG: 0.326		C CU 73 T SI 89 B SI 89 B SL 81 X SL 81 2-2 G4-3			X CU 74 0-0 F8		B SI 85 S FF 85 F SL 79 B SI 89 F SI 87 F FF 89 B SI 87 F SI 86 X FF 87 3-2 12 WP 1B			3	0	1	0	0	0	2
38 Carlos Zambrano, S (1, 1) 48 Neal Cotts, L (8, 1) 7 Aaron Miles, S (8, PH) OBP: 0.182, SLG: 0.100 29 Jeff Samardzija, R (9, 1)			B SI 86 F SI 87 F FF 87 T SL 79 1-2 K		B SI 87 B SI 88 X SI 89 2-1 G4-3			B SI 86 C SI 86 F SL 80 C SI 86 1-3 K		2 0 1 0	0 0 0 0	0 0 0 0	0 0 0 0	0 0 1 0	1 0 1 0	0 0 1 0
Inning Stats	R: 0 E: 0 K: 0 S: 7 H: 0 LOB: 0 BB: 0 P: 11	R: 0 E: 0 K: 0 S: 9 H: 1 LOB: 2 BB: 1 P: 18	R: 0 E: 0 K: 1 S: 11 H: 1 LOB: 0 BB: 0 P: 13	R: 0 E: 0 K: 0 S: 8 H: 1 LOB: 1 BB: 0 P: 12	R: 0 E: 0 K: 0 S: 5 H: 0 LOB: 0 BB: 0 P: 9	R: 1 E: 1 K: 1 S: 13 H: 2 LOB: 0 BB: 0 P: 21	R: 0 E: 0 K: 0 S: 7 H: 1 LOB: 0 BB: 0 P: 12	R: 0 E: 0 K: 2 S: 20 H: 1 LOB: 1 BB: 0 P: 28	R: 0 E: 1 K: 0 S: 7 H: 0 LOB: 2 BB: 1 P: 12	1B: 6 2B: 1 3B: 0 HR: 0 SF: 0 SAC: 0 DP: 1 HBP: 0						

livebaseballscorecards.com

AB	32
R	1
H	7
RBI	1
BB	2
SO	4
LOB	19

WP: 1 PA: 34
PB: 0
SB: 0
CS: 2

PITCHER		IP	WLS	BF	H	R	ER	SO	BB	IBB	HBP	BLK	WP	HR	S	P	ERA	WHIP
39 Aaron Harang, R ERA: 2.0	(1, 1)	7.0	W	26	7	1	0	2	1	0	0	0	0	0	66	105	0.00	1.143
25 David Weathers, R ERA:	(8, 1)	1.0		3	0	0	0	2	0	0	0	0	1	0	14	19	0.00	0.000
40 Nick Masset, R ERA: 1.5	(9, 1)	1.0		5	0	0	0	0	1	0	0	0	0	0	7	12	0.00	1.000

PITCHER	IP	WLS	BF	H	R	ER	SO	BB	IBB	HBP	BLK	WP	HR	S	P	ERA	WHIP

Atlanta Braves @ Cincinnati Reds

Great American Ball Park, Cincinnati, OH

Fri Apr 24 2009, 7:10 PM EDT

Att. 30,060 - Partly Cloudy - 83 F

TOP

livebaseballscorecards.com

Batter	1	2	3	4	5	6	7	8	9	AB	R	H	RBI	BB	SO	LOB
2 Kelly Johnson, L (1, 4) OBP: 0.323, SLG: 0.456	B FF 95 F FF 92 C KC 76 F SI 95 B CH 80 T CH 82 2-2 ① **K**		C KC 76 B CH 82 F CH 82 B KC 77 S CH 83 2-3 ② **K**	B FF 96 C FF 94 B CH 82 B FF 95 C FF 96 B FF 96 4-2 **1-2** **2-3** **3-H** **BB**		B SI 94 1 SAFE 1 SAFE X SI 94 1-0 ③ **G6-3**		X FC 90 0-0 **1B**		4	0	1	1	1	2	1
19 Yunel Escobar, R (1, 6) OBP: 0.316, SLG: 0.365	B SI 95 C KC 74 F SI 94 S CH 82 1-3 ② **K**		H FF 97 1-0 **HBP**	C CH 80 B CH 83 X CH 81 1-1 ③ **F8**			F FF 94 B FF 94 B SL 82 B FF 94 F FF 94 F FF 94 B FF 94 4-2 22 G4-3 10 G1 23 1B **BB**	1 SAFE B FF 92 1 SAFE C FF 90 1 SAFE D SL 82 F FF 90 X SL 81 2-2 ③ **F9**		3	1	0	0	1	1	4
10 Chipper Jones, S (1, 5) OBP: 0.354, SLG: 0.442	X SI 94 0-0 ③ **G6-3**		F SI 96 1 SAFE F SI 95 1 SAFE X KC 81 0-2 ③ **G4-3**		B KC 74 X CH 79 1-0 ① **G6-3**		C FF 94 X SI 94 0-1 ① **1-2** **G1**		C FF 92 S FF 93 B FF 92 B FF 93 F FF 93 F FF 93 X SL 81 2-2 ① **F9**	5	0	0	0	0	0	2
22 Casey Kotchman, L (1, 3) OBP: 0.381, SLG: 0.400		C FF 94 F KC 76 F FF 95 S CH 82 0-3 ① **K**		B KC 76 B SI 96 C FF 94 B FF 96 F FF 94 B CH 82 4-2 8 BB 7 G6-3 33 BB **BB**	B KC 76 C FF 94 F FF 95 X KC 80 1-2 ② **G5-3**		B SL 81 C SL 82 B FF 94 X SL 83 2-1 ② **2-3** **G4-3**		B SL 83 B FF 93 S FF 92 C FF 93 F SL 84 B SL 83 F SL 81 X FF 92 3-2 **1B**	4	1	1	0	1	1	1
7 Jeff Francoeur, R (1, 9) OBP: 0.348, SLG: 0.508		B KC 80 B FF 95 B FF 94 C FF 94 B FF 95 4-1 24 G3 23 BB **BB**		F FF 93 X KC 81 0-1 ① **1-2** **G6-3**	X KC 80 0-0 **HR**		B FF 94 S SL 83 B FF 96 F FF 94 B SL 85 B SL 83 4-2 23 1B **BB**		C FF 86 F FF 93 B FF 93 F FF 86 F FF 93 B FF 94 F SL 81 X FF 94 2-2 ② **F8**	3	1	1	1	2	0	2
23 Matt Diaz, R (1, 7) OBP: 0.348, SLG: 0.474		B FF 94 B KC 77 F FF 94 B FF 95 4-0 24 G3 **1-2** **BB**		C KC 81 S CH 84 B FF 96 B FF 97 B CH 84 S CH 83 3-3 ② **K**	S FF 96 S KC 80 B FF 97 S KC 81 1-3 ③ **K**		S FF 95 B FF 94 X SL 85 1-1 **1-2** **3-H** **1B**		C FF 92 B FF 88 C FF 93 F FF 94 X FF 93 1-2 ③ **F9**	4	0	1	1	1	2	2
24 Jordan Schafer, L (1, 8) OBP: 0.375, SLG: 0.444		B FF 96 B FF 95 C FF 94 X CH 80 2-1 ② **1-2** **2-3** **G3**		B KC 76 C KC 76 T FF 95 B CH 84 F CH 83 B SI 96 B CH 82 4-2 33 BB 8 BB 2 BB **BB**		C FF 94 B SL 83 F FF 94 B SL 85 B SI 94 F FF 94 B FF 95 4-2 **BB**	C SL 75 B SL 75 B SI 85 S SL 74 X SL 76 2-2 ③ **G3-1**			2	1	0	0	2	0	4
8 David Ross, R (1, 2) OBP: 0.500, SLG: 0.667		B FF 95 C CH 80 S FF 96 S FF 95 1-3 ③ **K**		S FF 96 D CH 83 B CH 82 B FF 96 B FF 94 4-1 2 BB 33 BB **1-2** **2-3** **BB**		F FF 95 F FF 95 S SL 85 0-3 ① **K**		B FF 92 X FF 90 1-0 ① **F8**		3	0	0	0	1	2	3
33 Javier Vazquez, R (1, 1) 58 Peter Moylan, R (7, 1) 20 Greg Norton, S (8, PH) Rafael Soriano, R (8, 1) 51 Michael Gonzalez, R (9, 1)			C FF 92 S KC 77 F KC 78 F CH 81 X FF 95 0-2 ① **G5-3**	B FF 94 C FF 92 D CH 81 B FF 93 B FF 93 4-1 2 BB **1-2** **2-3** **3-H** **BB**		C SI 93 B FF 94 M SI 93 M SI 94 1-3 ② **K**		C FF 92 B CH 88 T CH 87 B FC 91 X SL 82 2-2 ② **G3**	2 0 1 0 0	0 0 0 0 0	0 0 0 0 0	1 0 0 0 0	1 0 0 0 0	1 0 0 0 0	1 0 0 0 0
Inning Stats	R: 0 E: 0 K: 2 S: 8 H: 0 LOB: 0 BB: 0 P: 11	R: 0 E: 0 K: 2 S: 10 H: 0 LOB: 2 BB: 2 P: 21	R: 0 E: 0 K: 1 S: 11 H: 0 LOB: 1 BB: 0 P: 14	R: 2 E: 0 K: 1 S: 16 H: 0 LOB: 3 BB: 5 P: 40	R: 1 E: 0 K: 1 S: 8 H: 1 LOB: 0 BB: 0 P: 11	R: 0 E: 0 K: 2 S: 10 H: 0 LOB: 1 BB: 1 P: 16	R: 1 E: 0 K: 0 S: 14 H: 1 LOB: 2 BB: 2 P: 27	R: 0 E: 0 K: 0 S: 8 H: 1 LOB: 1 BB: 0 P: 13	R: 0 E: 0 K: 0 S: 20 H: 1 LOB: 1 BB: 0 P: 28	1B: 3 2B: 0 3B: 0 HR: 1 SF: 0 SAC: 0 DP: 0 HBP: 1						

PITCHER		IP	WLS	BF	H	R	ER	SO	BB	IBB	HBP	BLK	WP	HR	S	P	ERA	WHIP
36 Edinson Volquez, R ERA: 6.2	(1, 1)	5.0	L	24	1	3	3	7	7	0	1	0	0	1	53	97	5.40	1.600
40 Nick Masset, R ERA: 2.35	(6, 1)	1.2		9	1	1	1	2	3	0	0	0	0	0	21	38	5.40	2.400
52 Daniel Herrera, L ERA: 3.38	(7, 1)	0.1		1	0	0	0	0	0	0	0	0	0	0	3	5	0.00	0.000
51 Jared Burton, R ERA: 7.56	(8, 1)	1.0		4	1	0	0	0	0	0	0	0	0	0	8	13	0.00	1.000
53 Arthur Rhodes, L ERA:	(9, 1)	1.0		4	1	0	0	0	0	0	0	0	0	0	20	28	0.00	1.000

PITCHER	IP	WLS	BF	H	R	ER	SO	BB	IBB	HBP	BLK	WP	HR	S	P	ERA	WHIP

AB	31
R	4
H	4
RBI	4
BB	10
SO	9
LOB	20

WP: 0 PA: 42
PB: 0
SB: 0
CS: 0

Atlanta Braves @ Cincinnati Reds

Great American Ball Park, Cincinnati, OH

Fri Apr 24 2009, 7:10 PM EDT
Att. 30,060 - Partly Cloudy - 83 F

livebaseballscorecards.com

Batter	1	2	3	4	5	6	7	8	9	AB	R	H	RBI	BB	SO	LOB
3 Willy Taveras, R (1, 8) OBP: 0.361, SLG: 0.353	C FF 87 X FF 90 0-1 19 PB 19 1B 1B		C CU 73 B SL 85 F SL 82 B SL 84 X CU 68 2-2 ① G5-3		B FF 88 C SL 84 X FF 86 1-1 ① B5-3		B SI 88 B SI 89 C SI 89 F SI 89 S SL 78 2-3 ② K		B FF 90 C FF 91 B FF 93 C FF 92 C FF 94 2-3 ① K	5	1	1	0	0	2	0
21 Chris Dickerson, L (1, 7) OBP: 0.356, SLG: 0.389 15 Jerry Hairston, R (9, PH) OBP: 0.273, SLG: 0.276	C FF 89 1 SAFE L CH 81 B SL 83 1 SAFE S CH 80 1-3 ① K		T FF 91 B FF 92 B FF 92 X CH 80 2-1 ② G4-3		F FF 90 C FF 90 B FF 91 S FF 91 1-3 ② K		B SI 89 B SI 90 C SI 90 S SI 90 B CH 81 F SI 89 B CH 81 4-2 19 E BB		C FF 93 B SL 82 C SL 80 B FF 95 X SL 85 2-2 ② G1-3	3 1	0 0	0 0	0 0	1 0	2 0	1 0
19 Joey Votto, L (1, 3) OBP: 0.429, SLG: 0.625	F SL 86 1 SAFE B SL 84 S CH 76 B SL 72 F FF 90 X FF 92 2-2 1-H 1B		B FF 92 C FF 92 X SL 86 1-1 ③ G4-3		S CH 79 B CH 78 B FF 91 F FF 92 F CU 71 B SL 71 F SL 85 X CH 79 3-2 1B		B SI 87 B SI 90 F SI 90 F SI 91 X CH 80 2-2 E1 1-2		B FF 94 C FF 95 C FF 96 C SL 85 1-3 ③ K	5	0	2	1	0	1	1
4 Brandon Phillips, R (1, 4) OBP: 0.308, SLG: 0.250	C SL 81 F FF 89 T FF 90 0-2 ② K			B CU 74 B CU 74 B FF 90 C FF 86 B FF 90 4-1 2 S 55 1B 2 1B BB	C FF 89 1 SAFE F FF 91 S CU 69 0-3 ③ K		B SI 89 F SI 88 F SI 90 X SL 77 1-2 ③ F8			3	1	0	0	1	2	4
32 Jay Bruce, L (1, 9) OBP: 0.296, SLG: 0.460	C FF 90 F SL 85 B SL 84 B CH 76 S CH 81 2-3 ③ K			B SL 86 B FF 90 B FF 89 X FF 89 3-0 ① F8		F SL 86 F FF 90 B SL 75 X FF 91 1-2 ① F7		C FF 93 B FF 93 F SL 82 B FF 94 B FF 93 X SL 81 3-2 55 SH1-4 2 SF9 2B		4	1	1	0	0	1	2
28 Edwin Encarnación, R (1, 5) OBP: 0.338, SLG: 0.235		B FF 90 S FF 91 S SL 84 S FF 92 1-3 ① K		B SL 84 C SL 82 C FF 91 1 SAFE B CH 79 S FF 92 2-3 ② K		X SL 84 0-0 55 G5-3 1B		B FF 91 B FF 92 B SL 79 C FF 93 B FF 93 4-1 55 SH1-4 BB		3	0	1	0	1	2	1
55 Ramon Hernandez, R (1, 2) OBP: 0.280, SLG: 0.340		C FF 89 B FF 90 S SL 82 B CU 69 X SL 80 2-2 2B		C SL 80 B CU 71 X FF 91 1-1 2 1B 1-2 1B		C FF 85 C FF 89 B FF 89 B FF 88 X FF 91 2-2 ② G5-3 1-2		X FF 93 0-0 ① SH1-4 1-2 2-3		3	0	2	0	0	0	1
2 Alex Gonzalez, R (1, 6) OBP: 0.191, SLG: 0.186		C SL 82 X CU 73 0-1 ② L6		C FF 91 B SL 79 X FF 92 1-1 1-2 2-H 1B		X SL 82 0-0 ③ F8		B FF 94 F SL 81 F FF 94 X FF 94 1-2 ② SF9 3-H		3	0	1	2	0	0	2
36 Edinson Volquez, R (1, 1) 40 Nick Masset, R (6, 1) 52 Daniel Herrera, L (7, 1) 16 Darnell McDonald, R (7, PH) OBP: 0.412, SLG: 0.467 51 Jared Burton, R (8, 1) 17 Laynce Nix, L (8, PH) OBP: 0.278, SLG: 0.412 53 Arthur Rhodes, L (9, 1)		S FF 88 B FF 88 S SL 79 F SL 80 C FF 90 1-3 ③ K		S SL 82 B SL 81 S SL 76 B FF 89 C CU 75 2-3 ③ K			B SI 88 F SI 89 B SI 90 F SI 89 X SI 90 2-2 ① G1-3	X FF 94 0-0 ③ G6-3		2 0 0 1 0 1 0	0 0 0 0 0 0 0	0 0 0 0 0 0 0	0 0 0 0 0 0 0	2 0 0 0 0 0 0	3 0 0 0 0 1 0
Inning Stats	R: 1 H: 2 E: 0 LOB: 1 K: 3 BB: 0 S: 15 P: 20	R: 0 H: 1 E: 0 LOB: 1 K: 2 BB: 0 S: 12 P: 16	R: 0 H: 0 E: 0 LOB: 0 K: 0 BB: 0 S: 7 P: 12	R: 1 H: 2 E: 0 LOB: 2 K: 2 BB: 1 S: 12 P: 25	R: 0 H: 1 E: 0 LOB: 1 K: 2 BB: 0 S: 13 P: 18	R: 0 H: 1 E: 0 LOB: 1 K: 0 BB: 0 S: 8 P: 11	R: 0 H: 0 E: 1 LOB: 2 K: 1 BB: 1 S: 15 P: 26	R: 1 H: 1 E: 0 LOB: 1 K: 0 BB: 1 S: 9 P: 17	R: 0 H: 0 E: 0 LOB: 0 K: 2 BB: 0 S: 9 P: 14	1B: 6 2B: 2 3B: 0 HR: 0	SF: 1 SAC: 1 DP: 0 HBP: 0			WP: 0 PB: 1 SB: 1 CS: 0	PA: 39		

PITCHER	IP	WLS	BF	H	R	ER	SO	BB	IBB	HBP	BLK	WP	HR	S	P	ERA	WHIP
33 Javier Vazquez, R (1, 1) ERA: 2.63	6.0	W	26	7	2	1	9	1	0	0	0	0	0	67	102	1.50	1.333
58 Peter Moylan, R (7, 1) ERA: 9.0	1.0	H	5	0	0	0	1	1	0	0	0	0	0	15	26	0.00	1.000
Rafael Soriano, R (8, 1) ERA: 1.13	1.0	H	5	1	1	1	0	1	0	0	0	0	0	9	17	9.00	2.000
51 Michael Gonzalez, L (9, 1) ERA: 4.91	1.0	S	3	0	0	0	2	0	0	0	0	0	0	9	14	0.00	0.000

PITCHER	IP	WLS	BF	H	R	ER	SO	BB	IBB	HBP	BLK	WP	HR	S	P	ERA	WHIP

AB	34
R	3
H	8
RBI	3
BB	3
SO	12
LOB	16

Batter	1	2	3	4	5	6	7	8	9	AB	R	H	RBI	BB	SO	LOB
2 Kelly Johnson, L (1, 4) OBP: 0.314, SLG: 0.426	B CU 70 F CH 78 B SI 87 B SI 87 B 4-1 19 E BB	B SI 87 C CU 70 F CH 79 F SI 86 F SL 75 B SL 76 X CU 68 2-2 ② FC3-6 19 10 HR 1B 1-2f 2-3		C FF 87 B FF 88 C CH 79 S FF 88 1-3 ② K		C FF 88 F FF 89 X FF 89 0-2 ② F7		B FC 92 B CH 82 X SI 90 2-0 ② G3-1 2-3		4	2	0	0	1	1	4
19 Yunel Escobar, R (1, 6) OBP: 0.355, SLG: 0.464	C SI 88 F SI 89 B SL 78 B SL 77 F SL 76 B SI 89 X CU 70 3-2 E6 10 1B 1-H 2B	B FF 89 B SL 74 X CU 71 2-0 10 HR 1-2 3-H 1B		F CU 69 B SI 90 F FF 88 F FF 90 H FF 90 2-2 HBP		B FF 89 B FF 87 X SI 86 2-0 3-H HR		X SI 90 0-0 ③ G4-3		4	3	3	4	0	0	1
10 Chipper Jones, S (1, 5) OBP: 0.365, SLG: 0.511 4 Omar Infante, R (8, 5) OBP: 0.333, SLG: 0.400	S FF 89 X FF 87 0-1 7 G6-4-3 22 1B 3-H 1B	B SI 88 X CH 79 1-0 1-H 2-H HR		C FF 88 B SL 72 F FF 88 B SI 88 C FF 88 2-3 ③ K		C SI 83 B CH 73 C SL 75 T SC 65 1-2 ③ K			F SI 89 C CU 76 X CU 75 0-2 ① G5-3	4 1	1 0	2 0	4 0	0 0	2 0	1 0
22 Casey Kotchman, L (1, 3) OBP: 0.382, SLG: 0.400	C CU 69 B FF 88 X CU 68 1-1 7 G6-4-3 1-2 1B	B FF 88 C CH 79 B FF 89 F FF 88 F FC 86 X CU 68 2-2 ③ F9			C FF 88 B FF 87 F FF 89 S FF 88 1-3 ① K		B SL 75 F SL 74 X SL 73 1-1 ① L9		C CU 76 X SI 90 0-1 7 1B 1B	5	0	2	0	0	1	0
7 Jeff Francoeur, R (1, 9) OBP: 0.338, SLG: 0.485	B SI 89 X SI 89 1-0 ①② G6-4-3 1-2f 2-3		F SL 73 S SL 75 X SL 76 0-2 ① L7		B FF 89 X SI 88 1-0 ② G3		C SL 75 X SI 83 0-1 ② G6-3		X CU 76 0-0 23 G6-4-3 1-2 1B	5	0	1	0	0	0	2
23 Matt Diaz, R (1, 7) OBP: 0.314, SLG: 0.419	B SL 75 F FF 88 B SI 89 F SI 87 S SL 76 2-3 ③ K2-3		B SI 89 X SI 89 1-0 ② G2-3		B FF 89 B SI 87 C CU 71 S CU 68 C SL 75 2-3 ③ K		F SI 82 S SC 66 X SI 85 0-2 ③ F8		X SI 91 0-0 ②③ G6-4-3 1-2f	5	0	0	0	0	2	3
24 Jordan Schafer, L (1, 8) OBP: 0.397, SLG: 0.464		B CU 71 X CU 68 1-0 ① G3-1	C FF 89 B CH 80 B CH 79 C SI 88 B SI 88 F SL 72 B FF 89 4-2 BB			X CU 68 0-0 8 2B 2B		F SI 90 C SI 90 B CU 77 B CU 76 B SI 90 F B 4-2 8 WP 20 2B BB		2	2	1	0	2	0	0
8 David Ross, R (1, 2) OBP: 0.500, SLG: 0.688		B FF 87 X SI 87 1-0 E5 2 FC3-6 19 1B 1B	1 SAFE C SL 75 X SL 74 0-1 ③ F8			B SI 88 C SI 88 X SI 87 1-1 32 SH1-4 19 HR 2-H 2B		B SI 91 C CU 77 F FC 89 X CU 77 1-2 ① G5-3 1-2		4	2	2	1	0	0	2
32 Derek Lowe, R (1, 1) 20 Greg Norton, S (8, PH) OBP: 0.143, SLG: 0.154 34 Eric O'Flaherty, L (8, 1) 30 Jeff Bennett, R (9, 1)		B SL 72 B SI 86 B CH 82 B CH 80 4-0 2 FC3-6 BB		X SI 86 0-0 ① G5-3		B SL 72 X SL 72 1-0 ① SH1-4 2-3		X SI 90 0-0 2 G3-1 2-H 2B		1 1 0 0	0 0 0 0	0 1 0 0	0 1 0 0	1 0 0 0	0 0 0 0	0 0 0 0

Inning Stats	1	2	3	4	5	6	7	8	9
	R: 2 E: 1 K: 1 S: 13	H: 3 LOB: 1 BB: 1 P: 24	R: 4 E: 1 K: 0 S: 13	H: 3 LOB: 0 BB: 1 P: 26	R: 0 E: 0 K: 0 S: 9	H: 0 LOB: 1 BB: 1 P: 14	R: 0 E: 0 K: 2 S: 10	H: 0 LOB: 1 BB: 0 P: 15	R: 0 E: 0 K: 2 S: 7	H: 0 LOB: 0 BB: 0 P: 11
	R: 3 E: 0 K: 1 S: 11	H: 3 LOB: 0 BB: 0 P: 16	R: 0 E: 0 K: 0 S: 7	H: 0 LOB: 0 BB: 0 P: 8	R: 1 E: 0 K: 0 S: 9	H: 1 LOB: 1 BB: 1 P: 16	R: 0 E: 0 K: 0 S: 7	H: 2 LOB: 1 BB: 0 P: 7		

PITCHER		IP	WLS	BF	H	R	ER	SO	BB	IBB	HBP	BLK	WP	HR	S	P	ERA	WHIP
61 Bronson Arroyo, R ERA: 6.48	(1, 1)	5.2	L	29	9	9	9	5	3	0	1	0	0	2	60	102	14.29	2.118
52 Daniel Herrera, L ERA: 2.7	(6, 1)	1.1		4	0	0	0	1	0	0	0	0	0	0	10	12	0.00	0.000
57 Mike Lincoln, R ERA: 14.73	(8, 1)	2.0		9	3	1	1	0	1	0	0	0	1	0	16	23	4.50	2.000

PITCHER		IP	WLS	BF	H	R	ER	SO	BB	IBB	HBP	BLK	WP	HR	S	P	ERA	WHIP

TOP

Atlanta Braves @ Cincinnati Reds

Great American Ball Park, Cincinnati, OH

Sat Apr 25 2009, 1:10 PM EDT
Att. 33,015 - Partly Cloudy - 79 F

livebaseballscorecards.com

AB	36
R	10
H	12
RBI	10
BB	4
SO	6
LOB	13

1B: 6	SF: 0	WP: 1	PA: 42
2B: 4	SAC: 1	PB: 0	
3B: 0	DP: 2	SB: 0	
HR: 2	HBP: 1	CS: 0	

Atlanta Braves @ Cincinnati Reds

Great American Ball Park, Cincinnati, OH

Sat Apr 25 2009, 1:10 PM EDT

Att. 33,015 - Partly Cloudy - 79 F

livebaseballscorecards.com

BOTTOM

Batter	1	2	3	4	5	6	7	8	9	AB	R	H	RBI	BB	SO	LOB
21 Chris Dickerson, L (1, 7) OBP: 0.320, SLG: 0.341	C FC 86 B SI 87 B SL 80 F SI 87 S SL 80 2-3 ① K	B SL 82 F SI 89 C SL 81 B SL 81 X SL 81 2-2 ③ F7			F CH 83 B SI 87 B SL 81 S SL 79 B SL 84 F SL 80 S SL 82 3-3 ① K		B SI 88 C SI 89 F SL 83 B SL 82 C SL 82 2-3 ② K		B FF 94 T FF 94 B CU 78 F SI 94 C FF 94 2-3 ③ K	5	0	0	0	0	4	6
15 Jerry Hairston, R (1, 8) OBP: 0.257, SLG: 0.258 16 Darnell McDonald, R (4, 8) OBP: 0.368, SLG: 0.412 57 Mike Lincoln, R (8, 1)	C SI 87 X SI 88 0-1 ② G5-3		S SL 80 C SL 81 B SL 81 C SI 88 1-3 ① K		B SL 81 B SL 80 C SL 81 S SL 82 S SL 82 2-3 ② K		F SI 87 B SL 81 S SL 81 X SL 81 1-2 ③ P2			2 2 0	0 0 0	0 0 0	0 0 0	0 0 0	1 1 0	0 3 0
19 Joey Votto, L (1, 3) OBP: 0.419, SLG: 0.597	B SL 79 H SI 88 2-0 HBP		X SI 87 0-0 ② F7		C SL 82 B SI 89 C SL 81 C SL 83 1-3 ③ K			F FF 90 B CH 80 C SL 85 T SL 84 1-2 ① K		3	0	0	0	0	2	2
4 Brandon Phillips, R (1, 4) OBP: 0.290, SLG: 0.232	B SI 87 B SI 87 B SI 87 C SI 87 F SI 88 X SL 81 3-2 ③ G3-1		X SI 88 0-0 ③ F8			B SI 88 X SI 87 1-0 ① G3-1		F FF 90 X FF 91 0-1 ② P3		4	0	0	0	0	0	1
32 Jay Bruce, L (1, 9) OBP: 0.310, SLG: 0.472		B SI 88 X SI 88 1-0 2 HR 2B	C SL 80 C SL 81 S CH 83 0-3 ① K			S SL 81 B SL 80 C SL 81 F SI 89 B SL 81 F SL 82 B SI 88 B SI 88 4-2 BB		F SL 82 C SL 85 F SL 76 S FF 92 0-3 ③ K		3	1	1	0	1	2	0
28 Edwin Encarnación, R (1, 5) OBP: 0.319, SLG: 0.218		B SI 88 C SI 89 F SL 81 B SI 88 B SI 89 X SI 90 3-2 ① G6-3	S SL 81 X SI 88 0-1 ② G6-3			B SI 88 S SL 82 X SL 81 1-1 ② F8			C FF 94 C SI 95 F FF 96 X FF 95 0-2 ① G5-3	4	0	0	0	0	0	2
2 Alex Gonzalez, R (1, 6) OBP: 0.200, SLG: 0.261 7 Paul Janish, R (9, 6) OBP: 0.500, SLG: 0.545		C SI 89 B SI 90 F SI 89 X SL 82 1-2 2-H HR	B SI 87 F SI 88 F SI 87 X SL 82 1-2 ③ F7			X SI 88 0-0 ③ F8			B FF 95 B FF 95 C SI 95 B SI 93 C SI 93 F FF 93 F FF 93 F SI 93 F FF 94 3-2 X FF 94 29 FC4-6 1B	3 1	1 0	1 1	2 0	0 0	0 0	1 0
29 Ryan Hanigan, R (1, 2) OBP: 0.438, SLG: 0.429		B SI 87 C SI 88 X SI 88 1-1 61 SH5-4 1B			C SI 87 B SL 80 X SL 80 1-1 61 SH 2B		B SI 87 F SI 88 B SI 88 B SI 88 C SI 88 B SI 87 4-2 BB		B FF 93 B FF 93 C FF 93 X FF 94 2-1 ② FC4-6 17 1B 1-2f	3	0	2	0	1	0	1
61 Bronson Arroyo, R (1, 1) 52 Daniel Herrera, L (6, 1) 17 Laynce Nix, L (7, PH) OBP: 0.300, SLG: 0.421 (8, 8)		B SI 87 X SI 87 1-0 ② SH5-4 1-2			C SL 79 X SL 80 0-1 SH 2-3		C SL 80 B SL 81 C SL 81 B SL 82 F SL 82 F SI 88 T SL 82 2-2 ① K		X FF 94 0-0 1-2 1B	0 0 2	0 0 0	0 0 1	0 0 0	0 0 1	0 0 1	0 0 1
Inning Stats	R: 0 E: 0 K: 1 S: 8 H: 0 LOB: 1 BB: 0 P: 15	R: 2 E: 0 K: 0 S: 13 H: 3 LOB: 1 BB: 0 P: 22	R: 0 E: 0 K: 1 S: 5 H: 0 LOB: 0 BB: 0 P: 6	R: 0 E: 0 K: 1 S: 8 H: 0 LOB: 0 BB: 0 P: 9	R: 0 E: 0 K: 3 S: 14 H: 1 LOB: 2 BB: 0 P: 21	R: 0 E: 0 K: 0 S: 8 H: 0 LOB: 1 BB: 1 P: 14	R: 0 E: 0 K: 2 S: 13 H: 0 LOB: 1 BB: 1 P: 22	R: 0 E: 0 K: 2 S: 9 H: 0 LOB: 0 BB: 0 P: 10	R: 0 E: 0 K: 1 S: 17 H: 2 LOB: 2 BB: 0 P: 24	1B: 3 2B: 2 3B: 0 HR: 1	SF: 0 SAC: 2 DP: 0 HBP: 1			WP: 0 PB: 0 SB: 0 CS: 0	PA: 37		

PITCHER		IP	WLS	BF	H	R	ER	SO	BB	IBB	HBP	BLK	WP	HR	S	P	ERA	WHIP
32 Derek Lowe, R ERA: 3.1	(1, 1)	7.0	W	29	4	2	2	8	2	0	1	0	0	0	69	109	2.57	0.857
34 Eric O'Flaherty, L ERA: 5.06	(8, 1)	1.0		3	0	0	0	2	0	0	0	0	0	0	9	10	0.00	0.000
30 Jeff Bennett, R ERA: 1.0	(9, 1)	1.0		5	2	0	0	1	0	0	0	0	0	0	17	24	0.00	2.000

PITCHER	IP	WLS	BF	H	R	ER	SO	BB	IBB	HBP	BLK	WP	HR	S	P	ERA	WHIP

AB	32
R	2
H	6
RBI	2
BB	2
SO	11
LOB	17

Batter	1	2	3	4	5	6	7	8	9	AB	R	H	RBI	BB	SO	LOB
2 Kelly Johnson, L (1, 4) OBP: 0.307, SLG: 0.409	C FC 88 B FF 87 F FF 89 X SL 84 1-2 ① L3		C CH 78 X SL 80 0-1 ① G6-3		B SL 79 F SL 80 F FF 89 B FF 87 B FC 88 X CH 80 3-2 ② F9		C SL 81 B SL 80 X FC 90 1-1 19 1B		S SL 76 S SI 84 S FF 82 0-3 ② K	5	0	1	0	0	1	2
19 Yunel Escobar, R (1, 6) OBP: 0.358, SLG: 0.459	B FC 88 F FC 89 X FF 89 1-1 ② G6-3		B SL 82 S SL 82 B FF 88 X SL 81 2-1 ② L8		C FC 89 B FF 87 B SL 81 B SL 80 F FC 88 F FC 88 S SL 80 3-3 ③ K		X SL 81 0-0 ③ 1-3		C SC 68 B B C SC 64 B X SI 82 3-2 1-2 1B	5	0	2	0	0	1	1
10 Chipper Jones, S (1, 5) OBP: 0.393, SLG: 0.549 14 Martin Prado, R (8, 5) OBP: 0.435, SLG: 0.600	B FF 90 B FF 88 C FF 89 B FF 88 F FF 89 X FC 90 3-2 1B		X FF 89 0-0 ③ L7			B FF 88 X FF 87 1-0 7 FC6-4 1B		B FF 91 C FF 90 B FC 90 X FF 90 2-1 7 F8 28 1B 2B	C SI 83 C SL 74 X SI 86 0-2 ③ G1-3	4 1	1 0	3 0	0 0	0 0	0 0	0 2
22 Casey Kotchman, L (1, 3) OBP: 0.361, SLG: 0.375	S FF 89 X FF 88 0-1 ③ G3			B CH 78 B CH 80 B FF 88 C FF 88 X FF 89 3-1 ① G3-1		B FF 88 X FF 88 1-0 ① P5		B FF 91 B FF 90 C FF 91 X FF 90 2-1 ① F9		4	0	0	0	0	0	3
7 Jeff Francoeur, R (1, 9) OBP: 0.320, SLG: 0.458		X FF 90 0-0 ① P4		C FC 90 F FC 89 B SL 84 B FC 88 X CH 79 2-2 ② F8		C SL 80 F FC 90 X SL 82 1-1 ② FC6-4 1-2f		B FF 92 B FC 89 S FF 90 F FF 92 X FC 91 2-2 ② F8 2-3		4	0	0	0	0	0	2
28 Brandon Jones, L (1, 7) OBP: 0.750, SLG: 0.667		C FF 89 B FC 89 B FF 89 B FC 90 B FF 90 4-1 8 BB BB		C FC 89 B SL 81 X SL 81 1-1 1B		B FC 89 X FC 89 1-0 ③ L5		X FC 91 0-0 3-H 1B		3	0	2	1	1	0	1
24 Jordan Schafer, L (1, 8) OBP: 0.380, SLG: 0.441 4 Omar Infante, R (7, 8) OBP: 0.324, SLG: 0.387		F FC 88 F FC 90 1 SAFE B FF 90 S FC 90 1-3 ② K		S CH 80 F FF 89 1 SAFE 1 SAFE B FC 88 B FC 90 S FC 88 2-3 ③ K			C FF 90 C CH 78 B FF 89 S FC 89 1-3 ① K	B FF 91 F FF 92 X SL 80 1-1 ③ F7		3 1	0 0	0 0	0 0	0 0	3 0	2 1
8 David Ross, R (1, 2) OBP: 0.542, SLG: 0.833		B FC 89 B SL 83 B SL 81 B FC 88 4-0 1-2 BB			B FC 88 B FF 88 C FF 87 B FF 85 F FC 88 B FC 88 4-2 BB		X FF 90 0-0 HR		B SI 82 X SI 82 1-0 ① F9	2	1	1	1	2	0	0
11 Kenshin Kawakami, R (1, 1) OBP: 0.250, SLG: 0.250 38 Buddy Carlyle, L (5, 1) 20 Greg Norton, S (7, PH) OBP: 0.133, SLG: 0.143 40 James Parr, R (7, 1) 23 Matt Diaz, R (9, PH) OBP: 0.327, SLG: 0.432		C FC 88 B FC 89 F FC 84 S FC 89 1-3 ③ K			C FF 86 L FC 85 L SL 81 0-3 ① K		C FC 89 B CH 79 F SL 79 X FC 90 1-2 ② G4-3		F SI 83 C SL 74 B SC 65 X SC 67 1-2 19 1B 1B	2 0 1 0 1	0 0 0 0 0	0 0 0 0 1	0 0 0 0 0	0 0 0 0 0	2 0 0 0 0	3 0 0 0 0

Inning Stats	1	2	3	4	5	6	7	8	9
	R: 0 E: 0 K: 0 S: 10	R: 0 E: 0 K: 2 S: 8	R: 0 E: 0 K: 0 S: 5	R: 0 E: 0 K: 1 S: 10	R: 0 E: 0 K: 2 S: 12	R: 0 E: 0 K: 0 S: 5	R: 1 E: 0 K: 1 S: 10	R: 1 E: 0 K: 0 S: 10	R: 0 E: 0 K: 1 S: 13
	H: 1 LOB: 1 BB: 0 P: 15	H: 0 LOB: 2 BB: 2 P: 18	H: 0 LOB: 0 BB: 0 P: 7	H: 1 LOB: 1 BB: 0 P: 18	H: 0 LOB: 1 BB: 1 P: 22	H: 1 LOB: 1 BB: 0 P: 9	H: 3 LOB: 2 BB: 0 P: 13	H: 2 LOB: 1 BB: 0 P: 17	H: 2 LOB: 2 BB: 0 P: 18

1B: 8 SF: 0 2B: 1 SAC: 0 3B: 0 DP: 0 HR: 1 HBP: 0

WP: 0 PA: 39 PB: 0 SB: 0 CS: 0

PITCHER	IP	WLS	BF	H	R	ER	SO	BB	IBB	HBP	BLK	WP	HR	S	P	ERA	WHIP
33 Micah Owings, R (1, 1) ERA: 3.78	7.0	W	29	6	1	1	6	3	0	0	0	0	1	60	102	1.29	1.286
51 Jared Burton, R (8, 1) ERA: 7.71	1.0		5	2	1	1	0	0	0	0	0	0	0	10	17	9.00	2.000
52 Daniel Herrera, L (9, 1) ERA: 2.35	1.0		5	2	0	0	1	0	0	0	0	0	0	13	18	0.00	2.000

PITCHER IP WLS BF H R ER SO BB IBB HBP BLK WP HR S P ERA WHIP

TOP

Atlanta Braves @ Cincinnati Reds

Great American Ball Park, Cincinnati, OH

Sun Apr 26 2009, 1:10 PM EDT

Att. 29,327 - Partly Cloudy - 82 F

livebaseballscorecards.com

AB	36
R	2
H	10
RBI	2
BB	3
SO	7
LOB	17

BOTTOM

Batter	1	2	3	4	5	6	7	8	9	AB	R	H	RBI	BB	SO	LOB
3 Willy Taveras, R (1, 8) OBP: 0.354, SLG: 0.345	C FF 89 X CU 68 0-1 G1-3 ①		B FF 91 B FF 91 C FF 91 X FF 91 2-1 G3 ③		B FF 88 F FO 84 F FF 90 2 SAFE B SI 90 X CU 69 2-2 19 2B 1-2 2-3 1B	B FF 90 F FF 89 X FF 89 1-1 G6-3 ③				4	1	1	0	0	0	1
17 Laynce Nix, L (1, 7) OBP: 0.250, SLG: 0.348	C FF 91 X FO 84 0-1 G4-3 ②			F FO 83 F FO 84 B FF 91 F FC 86 F FO 84 C FF 92 1-3 K ①	D FF 90 F FF 90 F FF 90 X CU 72 1-2 L9 ②		F FF 88 C FF 92 X CH 82 0-2 L4 ①			4	0	0	0	0	1	3
19 Joey Votto, L (1, 3) OBP: 0.436, SLG: 0.629	C FF 91 H FF 90 1-1 HBP			X FF 90 0-0 4 WP 32 HR 2B	C FF 92 D FO 86 X CU 71 1-1 4 1B 1-H 2-H 3-H 2B		F SL 74 F FF 92 B FC 90 X CH 83 1-2 G1-3 ②			3	2	2	3	0	0	0
4 Brandon Phillips, R (1, 4) OBP: 0.288, SLG: 0.233	F FF 90 1 SAFE B CU 71 X CU 69 1-1 G2-3 ③			B CU 72 X FF 91 1-0 G4-3 ② 2-3	B FF 91 B FF 91 X FF 90 2-0 32 HR 2-H 1B		F FF 91 C FF 93 X FF 92 0-2 G3 ③			4	1	1	1	0	0	2
32 Jay Bruce, L (1, 9) OBP: 0.355, SLG: 0.607		S FO 84 B FO 83 B FF 90 S FO 84 F FO 84 B FF 91 B FF 92 4-2 28 FC2-4 BB		B FO 86 X FF 90 1-0 3-H HR	C FO 83 B FO 84 S FO 84 1 SAFE X FO 84 1-2 1-H HR			C FF 91 X CH 82 0-1 7 FC5-4 55 1B 1B		3	2	3	4	1	0	0
28 Edwin Encarnación, R (1, 5) OBP: 0.301, SLG: 0.203		X FF 91 0-0 FC2-4 55 CS 1-2f ①		C FF 88 B FF 91 B FF 90 B CU 68 S FF 91 F FF 90 F FF 91 X FF 91 3-2 F8 ③	B FF 88 F FF 87 B FF 89 X FF 87 2-1 G6-3 ③			C FF 89 B FF 92 F FF 92 S FF 91 1-3 K ①		4	0	0	0	0	1	2
55 Ramon Hernandez, R (1, 2) OBP: 0.296, SLG: 0.353		D FF 91 1 SAFE S FC 88 B CU 71 C CU 69 F FF 92 B FC 88 X FF 91 3-2 G4-3 ②③ 1-2			B FC 86 X FF 90 1-0 33 1B 7 HBP 1B	F FF 88 B FF 90 S FF 89 X FF 90 1-2 G1-3 ①		C SL 77 X FF 89 0-1 7 FC5-4 1-2 1B		4	0	2	0	0	0	1
7 Paul Janish, R (1, 6) OBP: 0.438, SLG: 0.429			C FF 90 F FF 90 B FF 90 X CU 70 1-2 F8 ①		H FF 88 1-0 3 1B 33 1B 19 2B 1-2 HBP	B FF 88 X FF 89 1-0 F8 ②		S FF 92 C FF 92 B X 1-2 FC5-4 ② 1-2f 2-3		3	1	0	0	0	0	2
33 Micah Owings, R (1, 1) OBP: 0.400, SLG: 0.700 51 Jared Burton, R (8, 1) 21 Chris Dickerson, L (8, PH) OBP: 0.314, SLG: 0.333 52 Daniel Herrera, L (9, 1)			B FF 91 S FF 91 F FF 92 X CU 68 1-2 F8 ②		X FF 89 0-0 3 1B 19 2B 1-2 2-3 1B	B FF 90 F FF 89 X SL 85 1-1 2B		B FF 92 B FF 93 C FF 92 C CH 84 S FF 93 2-3 K ③		3 0 1 0	1 0 0 0	2 0 0 0	0 0 1 0	0 0 0 0	0 0 1 0	0 0 2 0
Inning Stats	R: 0 E: 0 K: 0 S: 7 H: 0 LOB: 1 BB: 0 P: 9	R: 0 E: 0 K: 0 S: 8 H: 0 LOB: 0 BB: 1 P: 15	R: 0 E: 0 K: 0 S: 8 H: 0 LOB: 0 BB: 0 P: 12	R: 2 E: 0 K: 1 S: 13 H: 2 LOB: 0 BB: 0 P: 19	R: 6 E: 0 K: 0 S: 16 H: 6 LOB: 0 BB: 0 P: 27	R: 0 E: 0 K: 0 S: 8 H: 1 LOB: 1 BB: 0 P: 12	R: 0 E: 0 K: 0 S: 9 H: 0 LOB: 0 BB: 0 P: 10	R: 0 E: 0 K: 2 S: 13 H: 2 LOB: 2 BB: 0 P: 17		1B: 6 2B: 3 3B: 0 HR: 2 SF: 0 SAC: 0 DP: 0 HBP: 2					

PITCHER		IP	WLS	BF	H	R	ER	SO	BB	IBB	HBP	BLK	WP	HR	S	P	ERA	WHIP
11 Kenshin Kawakami, R ERA: 7.06	(1, 1)	4.2	L	23	8	8	8	1	1	0	2	0	1	2	50	78	15.43	1.929
38 Buddy Carlyle, R ERA: 7.71	(5, 1)	1.1		5	1	0	0	0	0	0	0	0	0	0	10	16	0.00	0.750
40 James Parr, R ERA: 4.5	(7, 1)	2.0		8	2	0	0	2	0	0	0	0	0	0	22	27	0.00	1.000

PITCHER	IP	WLS	BF	H	R	ER	SO	BB	IBB	HBP	BLK	WP	HR	S	P	ERA	WHIP

Atlanta Braves @ Cincinnati Reds

Great American Ball Park, Cincinnati, OH

Sun Apr 26 2009, 1:10 PM EDT

Att. 29,327 - Partly Cloudy - 82 F

livebaseballscorecards.com

AB	33
R	8
H	11
RBI	8
BB	1
SO	3
LOB	13

Batter	1	2	3	4	5	6	7	8	9	AB	R	H	RBI	BB	SO	LOB
3 Kazuo Matsui, S (1, 4) OBP: 0.295, SLG: 0.333	C SL 88 F SI 90 B FF 91 F FF 90 F SL 85 C FF 91 1-3 ① K		B SI 92 C FF 92 X SL 88 1-1 1B		S FF 91 B FF 91 F FF 91 B FF 92 B SL 83 T SL 85 3-2 ② K			B FF 92 C FF 91 X SL 81 1-1 ① F9		4	0	1	0	0	2	1
21 Michael Bourn, L (1, 8) OBP: 0.371, SLG: 0.419	C FF 91 B SL 87 F FF 91 F FF 92 F SL 85 B FF 92 X FF 92 2-2 2B		B C B X 2-1 ③ G4-3		C SL 86 D SL 86 B SL 87 F SI 93 S SL 88 2-3 ③ K			C FF 92 B SL 83 X SL 80 1-1 ② G1-3		4	0	1	0	0	1	2
17 Lance Berkman, S (1, 3) OBP: 0.337, SLG: 0.420	B FF 90 B SL 84 C FF 90 C FF 92 B FF 93 B FF 91 4-2 45 G6-4-3 BB			B B F C C 2-3 ① K		B SL 84 X SL 84 1-0 HR		X FF 92 0-0 ③ P3		3	1	1	1	1	1	0
45 Carlos Lee, R (1, 7) OBP: 0.316, SLG: 0.535 31 Jason Smith, L (9, PR) 2 Darin Erstad, L (9, 7) OBP: 0.200, SLG: 0.158	B FF 93 X SL 87 1-0 ② ③ G6-4-3 1-2f			C SL 88 F FF 94 B FF 92 F FF 92 X SL 88 1-2 ② F8		X SL 87 0-0 ① F7			X FF 94 0-0 10 1B 9 E 1B	4 0 0	0 1 0	1 0 0	0 0 0	0 0 0	0 0 0	2 0 0
10 Miguel Tejada, R (1, 6) OBP: 0.365, SLG: 0.375		B FF 89 C FF 90 X SI 91 1-1 ① 1B		B FF 94 X FF 92 1-0 9 1B 1B		C FF 93 B SL 88 X SL 89 1-1 ② G6-3			1 SAFE B FF 94 1 SAFE S FF 94 F FF 95 X FF 96 1-2 9 E 1B	4	1	3	0	0	0	0
9 Hunter Pence, R (1, 9) OBP: 0.370, SLG: 0.521		C FF 93 B FF 93 B SL 89 F FF 93 C FF 93 2-3 ② K		X SL 85 0-0 1-2 1B		X SL 89 0-0 ③ P3			F SL 89 F FF 96 X FF 95 0-2 1-H 2-H E9 27 SF9 2B	4	1	2	2	0	1	0
27 Geoff Blum, S (1, 5) OBP: 0.394, SLG: 0.368		C FF 93 B SL 89 F SL 87 X FF 93 1-2 ③ G4-3		B FF 92 F FF 92 X FF 93 1-1 ③ G3-1			F FF 91 F FF 93 F FF 93 X SL 87 0-2 ① F7		P PO 94 S CH 85 S FF 95 B FF 96 X CH 86 2-2 ① SF9 3-H	3	0	0	1	0	0	2
77 Ivan Rodriguez, R (1, 2) OBP: 0.261, SLG: 0.338			S FF 92 S SI 93 B FF 91 B SL 89 B SL 89 F FF 94 F SL 88 X FF 92 3-2 ① F9		C SL 84 B SL 86 X FF 91 1-1 ① L8		C SL 88 X SL 87 0-1 ② G6-3		S SL 87 F SL 88 F SL 95 B SL 86 S SL 87 1-3 ② K	4	0	0	0	0	1	1
44 Roy Oswalt, R (1, 1) OBP: 0.222, SLG: 0.125 48 Tim Byrdak, L (8, 1) 43 Chris Sampson, R (8, 1)			B FF 93 B FF 92 C FF 92 X FF 92 2-1 ② G4-3		X FF 92 0-0 1B		B FF 94 X FF 92 1-0 ③ F8		B FF 94 B FF 93 C FF 93 C FF 94 T FF 93 2-2 ③ K	3 0 1	0 0 0	1 0 0	0 0 0	0 0 0	0 0 1	0 0 1
Inning Stats	R: 0 E: 0 K: 1 S: 13 H: 1 LOB: 1 BB: 1 P: 21	R: 0 E: 0 K: 1 S: 8 H: 1 LOB: 0 BB: 0 P: 12	R: 0 E: 0 K: 0 S: 11 H: 1 LOB: 1 BB: 0 P: 19	R: 0 E: 0 K: 1 S: 11 H: 2 LOB: 2 BB: 0 P: 16	R: 0 E: 0 K: 2 S: 9 H: 1 LOB: 1 BB: 0 P: 15	R: 1 E: 0 K: 0 S: 5 H: 1 LOB: 0 BB: 0 P: 7	R: 0 E: 0 K: 0 S: 7 H: 0 LOB: 0 BB: 0 P: 8	R: 0 E: 0 K: 0 S: 5 H: 0 LOB: 0 BB: 0 P: 7	R: 3 E: 1 K: 2 S: 18 H: 3 LOB: 1 BB: 0 P: 23	1B: 7 2B: 2 3B: 0 HR: 1 SF: 1 SAC: 0 DP: 1 HBP: 0	WP: 0 PB: 0 SB: 0 CS: 0 PA: 36					

PITCHER		IP	WLS	BF	H	R	ER	SO	BB	IBB	HBP	BLK	WP	HR	S	P	ERA	WHIP
47 Johnny Cueto, R ERA: 2.19	(1, 1)	7.0		27	7	1	1	5	1	0	0	0	0	1	64	98	1.29	1.143
53 Arthur Rhodes, L ERA:	(8, 1)	1.0		3	0	0	0	0	0	0	0	0	0	0	5	7	0.00	0.000
48 Francisco Cordero, R ERA: 3.38	(9, 1)	1.0	L	6	3	3	2	2	0	0	0	0	0	0	18	23	18.00	3.000

PITCHER		IP	WLS	BF	H	R	ER	SO	BB	IBB	HBP	BLK	WP	HR	S	P	ERA	WHIP

TOP

Houston Astros @ Cincinnati Reds

Great American Ball Park, Cincinnati, OH

Mon Apr 27 2009, 7:10 PM EDT

Att. 12,365 - Clear - 82 F

livebaseballscorecards.com

AB	34
R	4
H	10
RBI	4
BB	1
SO	7
LOB	9

Houston Astros @ Cincinnati Reds

Great American Ball Park, Cincinnati, OH

Mon Apr 27 2009, 7:10 PM EDT

Att. 12,365 - Clear - 82 F

livebaseballscorecards.com

BOTTOM

Batter	1	2	3	4	5	6	7	8	9	AB	R	H	RBI	BB	SO	LOB
3 Willy Taveras, R (1, 8) OBP: 0.333, SLG: 0.322	C FF 91 F SI 92 F SL 80 X CU 69 0-2 ① G5-3			X FC 84 0-0 ① B2-3		B FC 83 X FF 94 1-0 ② F8		B FF 89 C FF 89 X CH 84 1-1 ① G2-3		4	0	0	0	0	0	0
21 Chris Dickerson, L (1, 7) OBP: 0.321, SLG: 0.341 17 Laynce Nix, L (6, 7) OBP: 0.269, SLG: 0.400	F FF 94 C FF 95 T FF 94 0-2 ② K			B FF 93 X FF 94 1-0 19 E 1B		B CH 84 F CH 82 B FF 94 F FF 93 F FF 94 F CU 71 F FF 94 X FC 84 2-2 19 1B 2B		S SL 84 X SL 84 0-1 ② L8		2 2	0 1	1 1	0 0	0 0	1 0	0 0
19 Joey Votto, L (1, 3) OBP: 0.439, SLG: 0.622	B FF 94 F FF 94 X FF 94 1-1 ③ G4-3			X CH 84 0-0 FC3 4 G6-4-3 1-2		B FF 95 S FF 95 B CH 85 S FF 94 B CU 69 X CU 72 3-2 4 2B 1B 2-H		B FF 92 B CH 83 B SL 84 X SL 84 3-0 1B		4	0	2	1	0	0	1
4 Brandon Phillips, R (1, 4) OBP: 0.286, SLG: 0.250		F FF 92 B CU 70 B FF 92 B FF 93 X FF 94 3-1 ① G4-3		F FF 93 S FC 86 B FF 95 B FC 83 X FF 93 2-2 ②③ G6-4-3 1-2f		S FC 86 B FF 94 X FF 92 1-1 2B 1-3		B SL 85 F SL 81 C SL 81 X CU 77 1-2 ③ G3		4	0	1	0	0	0	3
32 Jay Bruce, L (1, 9) OBP: 0.348, SLG: 0.576		F CH 84 B FF 95 B FF 95 X FF 94 2-1 ② L8			X FF 94 0-0 ① P6	I IN 71 I IN 77 I IN 75 I IN 68 4-0 IBB			B SI 86 B SI 87 C FF 88 F SL 86 F CU 78 X SL 82 2-2 ① G3	3	0	0	0	1	0	0
28 Edwin Encarnación, R (1, 5) OBP: 0.286, SLG: 0.190		C FC 86 F FF 94 B FF 95 X FF 95 1-2 ③ G6-3			B FC 83 X FF 94 1-0 ② F8	X FC 87 0-0 ③ G2			C FF 89 F SL 81 B SL 83 F SL 83 B SL 83 C SI 88 2-3 ② K	4	0	0	0	0	1	3
55 Ramon Hernandez, R (1, 2) OBP: 0.310, SLG: 0.370			C FF 92 F FC 85 B FF 95 B FF 92 F FC 84 X FF 94 2-2 ① G6-3		C FC 83 B SI 93 B FF 94 B FF 93 B FF 93 B FC 84 4-2 BB	C FC 83 B FF 94 C FF 93 B FF 93 B FF 93 X FF 94 3-2 ① G4-3			X FF 90 0-0 2B	3	0	1	0	1	0	0
2 Alex Gonzalez, R (1, 6) OBP: 0.222, SLG: 0.280			S FF 94 F FF 93 X SL 79 0-2 47 G6-4-3 1B		C FC 83 S FF 93 X FF 93 0-2 ③ F8	F FF 94 X FC 85 0-1 16 G4-6-3 1B			F SI 87 B SL 81 X SL 81 1-1 ③ F9	4	0	2	0	0	0	2
47 Johnny Cueto, R (1, 1) OBP: 0.286, SLG: 0.286 16 Darnell McDonald, R (7, PH) OBP: 0.350, SLG: 0.389 53 Arthur Rhodes, L (8, 1) 48 Francisco Cordero, R (9, 1)			L FF 91 B L X 1-2 ②③ G6-4-3 1-2f			C FF 93 L FC 84 B FF 93 C CU 70 1-3 ① K	S FF 93 B FF 91 B FF 93 F FF 92 X FC 83 2-2 ②③ G4-6-3 1-2f			2 1 0 0	0 0 0 0	0 0 0 0	0 0 0 0	1 0 0 0	1 1 0 0	1 1 0 0
Inning Stats	R: 0 E: 0 K: 1 S: 9 H: 0 LOB: 0 BB: 0 P: 10	R: 0 E: 0 K: 0 S: 7 H: 0 LOB: 0 BB: 0 P: 13	R: 0 E: 0 K: 0 S: 10 H: 1 LOB: 0 BB: 0 P: 13	R: 0 E: 1 K: 0 S: 6 H: 1 LOB: 1 BB: 0 P: 9	R: 0 E: 0 K: 0 S: 7 H: 0 LOB: 1 BB: 1 P: 12	R: 1 E: 0 K: 1 S: 16 H: 3 LOB: 3 BB: 1 P: 28	R: 0 E: 0 K: 0 S: 8 H: 1 LOB: 0 BB: 0 P: 13	R: 0 E: 0 K: 0 S: 8 H: 1 LOB: 1 BB: 0 P: 13	R: 0 E: 0 K: 1 S: 11 H: 1 LOB: 1 BB: 0 P: 16	1B: 5 2B: 3 3B: 0 HR: 0 SF: 0 SAC: 0 DP: 3 HBP: 0						

	AB	R	H	RBI	BB	SO	LOB
	33	1	8	1	2	3	11

WP: 0 PA: 35
PB: 0
SB: 0
CS: 0

PITCHER		IP	WLS	BF	H	R	ER	SO	BB	IBB	HBP	BLK	WP	HR	S	P	ERA	WHIP
44 Roy Oswalt, R ERA: 3.94	(1, 1)	7.0		27	6	1	1	2	1	1	0	0	0	0	63	98	1.29	1.000
48 Tim Byrdak, L ERA: 3.0	(8, 1)	0.2		3	1	0	0	0	0	0	0	0	0	0	5	9	0.00	1.500
43 Chris Sampson, R ERA: 1.42	(8, 1)	1.1	W	5	1	0	0	1	0	0	0	0	0	0	14	20	0.00	0.750

PITCHER	IP	WLS	BF	H	R	ER	SO	BB	IBB	HBP	BLK	WP	HR	S	P	ERA	WHIP

Houston Astros @ Cincinnati Reds

Great American Ball Park, Cincinnati, OH

Tue Apr 28 2009, 7:10 PM EDT

Att. 9,878 - Cloudy - 71 F

TOP

livebaseballscorecards.com

Batter	1	2	3	4	5	6	7	8	9	AB	R	H	RBI	BB	SO	LOB
3 Kazuo Matsui, S (1, 4) OBP: 0.318, SLG: 0.356	F SI 87 X SI 88 0-1 21 S 21 E 1B		B SI 88 B SL 79 F SI 89 F FF 89 B SL 79 S SL 80 3-3 ① K		B SI 90 3 SAFE X SL 81 1-0 21 S 45 2B 3-H 1B		B FF 93 S SI 92 C FF 92 B SL 82 F SI 92 X SL 82 2-2 ② F7	B CU 77 X FC 90 1-0 1-3 2-H 1B		5	2	3	2	0	1	0
21 Michael Bourn, L (1, 8) OBP: 0.373, SLG: 0.400	C FF 90 C SI 88 B SL 82 X SL 80 1-2 E3 10 S 1-H		X CH 83 0-0 ② B3		1 SAFE F FF 90 B SL 80 C SL 80 D SL 81 B FF 91 F SL 80 B FF 91 4-2 45 2B 1-2 BB		C FS 87 B SL 84 B SI 94 F SI 92 B SL 83 B SI 92 4-2 17 S BB	F SI 90 B CU 77 B CH 82 C CH 82 B CU 77 S CU 76 3-3 ③ K		3	1	0	0	2	1	2
17 Lance Berkman, S (1, 3) OBP: 0.330, SLG: 0.397	P PO 84 1 SAFE X FF 90 1-0 ① F8		X SI 89 0-0 ③ F7		C FF 92 B FF 91 C FF 92 X SI 92 1-2 ② F7		B FF 93 F FF 93 B FF 94 C FF 94 B SL 85 F FF 94 B SL 83 4-2 1-2 BB		F FF 90 B FC 90 B FC 90 X FC 89 2-1 ① G1-3	4	0	0	0	1	0	3
45 Carlos Lee, R (1, 7) OBP: 0.310, SLG: 0.526	B FF 90 1 SAFE C FF 90 1 SAFE X SL 82 1-1 ② F8			C FF 88 F FF 89 B SL 80 X SL 78 1-2 ① L7	X FF 91 0-0 1-H 2-H 2B		B SL 83 B SL 82 X FF 94 2-0 ③ L5		F FC 90 X SL 82 0-1 ② G6-3	5	0	1	2	0	0	3
10 Miguel Tejada, R (1, 6) OBP: 0.356, SLG: 0.376	C FF 90 F SL 80 B FF 89 F FF 91 X SL 80 1-2 ③ G1-3 1-2			C SL 79 B FF 90 X SL 80 1-1 ② G6-3	B SL 82 F SL 81 F SL 81 F FF 91 F FF 91 B SI 88 S SL 80 2-3 ③ K2-3			B SI 90 X SI 89 1-0 9 G1-3 2 1B 2B	F SL 81 B SL 80 X FF 90 1-1 ③ G4-3	5	1	1	0	0	1	2
9 Hunter Pence, R (1, 9) OBP: 0.353, SLG: 0.493		C FF 86 S SL 79 B FF 89 B FF 90 X SL 80 2-2 ① G6-3		X SL 79 0-0 ③ G6-3		X SI 92 0-0 ① L5		S CU 76 T SI 90 D CU 78 F CU 77 X CU 77 1-2 ① G1-3 2-3		4	0	0	0	0	0	1
27 Geoff Blum, S (1, 5) OBP: 0.400, SLG: 0.377		B SI 88 X FF 89 1-0 ② P3			B CU 71 B CU 73 F FF 88 X FF 89 2-1 77 2B 77 E 1B	C FF 92 B SL 81 X SI 92 1-1 77 G6-4-3 1B		C CU 76 S FC 89 D CU 78 C SI 92 1-3 ② K		4	1	2	0	0	1	1
77 Ivan Rodriguez, R (1, 2) OBP: 0.288, SLG: 0.412		F FF 88 B SL 79 X SL 80 1-1 HR			F SI 86 F SL 80 B FF 89 D SL 81 1 SAFE X SL 80 2-2 E7 51 SH2-4 3 1B 1-H 2B	C FF 92 S SL 81 X FF 93 0-2 ②③ G6-4-3 1-2f		B FC 88 B CU 78 C CU 78 F CU 78 F SI 91 B FC 88 B CU 76 4-2 2 1B 3 1B BB		3	3	2	1	1	0	1
51 Wandy Rodriguez, S (1, 1) 2 Darin Erstad, L (8, PH) OBP: 0.238, SLG: 0.200 29 Geoff Geary, R (8, 1) 53 Wesley Wright, R (9, 1)		C SI 87 F SI 88 X SL 81 0-2 ③ F8			L FF 89 X FF 88 0-1 ① SH2-4 2-3		B FF 92 B FF 92 B SI 92 C FF 92 F SI 93 X FF 92 3-2 ① G5-3	B CU 77 F SI 90 F FC 89 X SI 90 1-2 3 1B 1-2 3-H 1B		2 1 0 0	0 0 0 0	0 1 0 0	0 1 0 0	0 0 0 0	0 0 0 0	0 0 0 0
Inning Stats	R: 1 E: 1 K: 0 S: 13 H: 1 LOB: 1 BB: 0 P: 16	R: 1 E: 0 K: 0 S: 9 H: 1 LOB: 0 BB: 0 P: 13	R: 0 E: 0 K: 1 S: 5 H: 0 LOB: 0 BB: 0 P: 8	R: 0 E: 0 K: 0 S: 6 H: 0 LOB: 0 BB: 0 P: 8	R: 4 E: 1 K: 1 S: 20 H: 4 LOB: 1 BB: 1 P: 32	R: 0 E: 0 K: 0 S: 6 H: 1 LOB: 0 BB: 0 P: 7	R: 0 E: 0 K: 0 S: 13 H: 0 LOB: 2 BB: 2 P: 28	R: 2 E: 0 K: 2 S: 18 H: 3 LOB: 2 BB: 1 P: 30	R: 0 E: 0 K: 0 S: 6 H: 0 LOB: 0 BB: 0 P: 9	1B: 6 2B: 3 3B: 0 HR: 1	SF: 0 SAC: 1 DP: 1 HBP: 0			WP: 0 PB: 0 SB: 4 CS: 0	PA: 41		

	AB	36
	R	8
	H	10
	RBI	6
	BB	4
	SO	4
	LOB	13

PITCHER		IP	WLS	BF	H	R	ER	SO	BB	IBB	HBP	BLK	WP	HR	S	P	ERA	WHIP
39 Aaron Harang, R ERA: 3.09	(1, 1)	5.0	L	23	6	6	5	2	1	0	0	0	0	1	53	77	9.00	1.400
40 Nick Masset, R ERA: 1.86	(6, 1)	2.0		8	1	0	0	0	2	0	0	0	0	0	19	35	0.00	1.500
57 Mike Lincoln, R ERA: 15.12	(8, 1)	1.0		7	3	2	2	2	1	0	0	0	0	0	18	30	18.00	4.000
51 Jared Burton, R ERA: 6.97	(9, 1)	1.0		3	0	0	0	0	0	0	0	0	0	0	6	9	0.00	0.000

PITCHER	IP	WLS	BF	H	R	ER	SO	BB	IBB	HBP	BLK	WP	HR	S	P	ERA	WHIP

BOTTOM

Houston Astros @ Cincinnati Reds

Great American Ball Park, Cincinnati, OH

Tue Apr 28 2009, 7:10 PM EDT

Att. 9,878 - Cloudy - 71 F

livebaseballscorecards.com

Batter	1	2	3	4	5	6	7	8	9	AB	R	H	RBI	BB	SO	LOB
3 Willy Taveras, R (1, 8) OBP: 0.329, SLG: 0.306	B FF 90 F FF 89 B SI 89 B SI 89 B FF 90 4-1 15 1B 19 G6-4-3 BB		B FF 91 B FF 90 C FF 90 C FF 90 X SI 91 2-2 ② G5-3			C FF 89 F CU 74 X CU 74 0-2 ① G6-3		B FF 88 F FF 88 X SL 78 1-1 ① G6-3		3	1	0	0	1	0	0
15 Jerry Hairston, R (1, 5) OBP: 0.282, SLG: 0.314	C FF 88 D CU 74 1 SAFE X SI 88 1-1 19 G6-4-3 1-3 1B		B FF 91 F CH 86 F CU 75 B FF 90 F CU 76 B CU 75 F FF 91 X FF 90 3-2 ③ G4-3			B CU 76 X CH 83 1-0 4 WP 2B		B SL 77 F FF 89 X FF 87 1-1 ② G5-3		4	0	2	0	0	0	0
19 Joey Votto, L (1, 3) OBP: 0.430, SLG: 0.597	B SI 88 D SI 90 F SI 88 B SI 89 X SI 88 3-1 ①② G6-4-3 1-2f 3-H			F CU 78 B CU 73 B SI 89 B SI 88 T SI 88 F SI 87 B SI 88 4-2 BB		B SI 89 C SI 88 X CU 77 1-1 ② L8		C FF 88 C CH 81 B SL 81 B SL 78 B FF 89 X SL 77 3-2 ③ F7		3	0	0	0	1	0	2
4 Brandon Phillips, R (1, 4) OBP: 0.296, SLG: 0.324	F FF 91 X CU 75 0-1 32 S 2B			B CH 84 1 SAFE C CH 84 B CU 78 B FF 89 X SI 89 3-1 ① F8		B CU 79 B CU 77 C CH 83 C CH 83 X FF 91 2-2 ③ G4-3 2-3			X FF 90 0-0 HR	4	1	2	1	0	0	2
32 Jay Bruce, L (1, 9) OBP: 0.343, SLG: 0.548	C SI 90 S CU 76 X CU 77 0-2 ③ G3-1 2-3			F SI 89 D CU 77 F SI 88 C SI 89 1-3 ② K			B SI 87 F FF 88 C SI 87 X SI 89 1-2 ① P6		B SL 84 F FF 91 S SL 83 B SL 84 B SL 85 B FF 92 4-2 BB	3	0	0	0	1	1	2
55 Ramon Hernandez, R (1, 2) OBP: 0.306, SLG: 0.362		C FF 90 C CU 76 B CU 77 F FF 90 B CU 76 F CH 84 F CH 85 F CU 75 F FF 89 2-3 ① S CU 78 K		X FF 91 0-0 ③ P4			C FF 90 B CU 76 X CH 82 1-1 16 1B 1B		C KC 77 B KC 77 B FF 91 B FF 92 X FF 91 3-1 ① L4	4	0	1	0	0	1	2
16 Darnell McDonald, R (1, 7) OBP: 0.333, SLG: 0.364		B CH 85 F CH 84 C FF 90 S CU 75 1-3 ② K			C FF 89 B CU 73 S CU 75 S CU 76 1-3 ① K		X CU 77 0-0 ② 1-3 1B		B FF 92 X FF 91 1-0 ② F8	4	0	1	0	0	2	1
2 Alex Gonzalez, R (1, 6) OBP: 0.207, SLG: 0.259		C FF 91 B CU 76 X CH 84 1-1 ③ G5-3			X CH 84 0-0 ② F9		B CU 77 X FF 89 1-0 ③ P2		B KC 78 C FF 91 F FF 91 F FF 93 F SL 85 F SL 85 X FF 92 1-2 ③ L7	4	0	0	0	0	0	2
39 Aaron Harang, R (1, 1) 33 Micah Owings, R (5, PH) OBP: 0.364, SLG: 0.636 40 Nick Masset, R (6, 1) 57 Mike Lincoln, R (8, 1) 17 Laynce Nix, L (8, PH) OBP: 0.296, SLG: 0.538 51 Jared Burton, R (9, 1)			C FF 90 T FF 90 X CU 74 0-2 ① G6-3		S CU 77 F CU 77 S CU 77 0-3 ③ K2-3			B CH 80 F SI 88 B SL 78 T CH 81 X SI 87 2-2 HR		1 1 0 0 1 0	0 0 0 0 1 0	0 0 0 0 1 0	0 0 0 0 0 0	0 1 0 0 0 0	0 0 0 0 0 0	0 0 0 0 0 0
Inning Stats	R: 1 E: 0 K: 0 S: 10 H: 2 LOB: 1 BB: 1 P: 18	R: 0 E: 0 K: 2 S: 13 H: 0 LOB: 0 BB: 0 P: 17	R: 0 E: 0 K: 0 S: 11 H: 0 LOB: 0 BB: 0 P: 16	R: 0 E: 0 K: 1 S: 9 H: 0 LOB: 1 BB: 1 P: 17	R: 0 E: 0 K: 2 S: 7 H: 0 LOB: 0 BB: 0 P: 8	R: 0 E: 0 K: 0 S: 9 H: 1 LOB: 1 BB: 0 P: 13	R: 0 E: 0 K: 0 S: 7 H: 2 LOB: 1 BB: 0 P: 10	R: 1 E: 0 K: 0 S: 10 H: 1 LOB: 0 BB: 0 P: 17	R: 1 E: 0 K: 0 S: 12 H: 1 LOB: 1 BB: 1 P: 21	1B: 3 2B: 2 3B: 0 HR: 2 SF: 0 SAC: 0 DP: 1 HBP: 0						WP: 1 PB: 0 SB: 1 CS: 0 PA: 35	

	AB	32
	R	3
	H	7
	RBI	2
	BB	3
	SO	5
	LOB	11

PITCHER		IP	WLS	BF	H	R	ER	SO	BB	IBB	HBP	BLK	WP	HR	S	P	ERA	WHIP
51 Wandy Rodriguez, L ERA: 1.69	(1, 1)	7.0	W	26	5	1	1	5	2	0	0	0	1	0	66	99	1.29	1.000
29 Geoff Geary, R ERA: 5.54	(8, 1)	1.0		4	1	1	1	0	0	0	0	0	0	1	10	17	9.00	1.000
53 Wesley Wright, L ERA: 6.43	(9, 1)	1.0		5	1	1	1	0	1	0	0	0	0	1	12	21	9.00	2.000

PITCHER	IP	WLS	BF	H	R	ER	SO	BB	IBB	HBP	BLK	WP	HR	S	P	ERA	WHIP

Batter	1	2	3	4	5	6	7	8	9	AB	R	H	RBI	BB	SO	LOB
3 Kazuo Matsui, S (1, 4) OBP: 0.300, SLG: 0.333	C FF 92 F FF 92 F CH 81 S SI 93 0-3 ① K		C KC 74 F SI 93 F CH 82 S FF 96 0-3 ② K			X KC 75 0-0 ② B2-3			B FF 94 C FF 94 X FF 94 1-1 ① G4-3	4	0	0	0	0	2	1
21 Michael Bourn, L (1, 8) OBP: 0.354, SLG: 0.377	X FF 94 0-0 ② G4-3		C SI 93 B CH 80 F CH 80 F SI 96 1 SAFE D CH 82 1 SAFE 1 SAFE C CH 81 2-3 ③ K			C SI 93 B KC 76 X CH 80 1-1 ③ G3			B FF 93 C FF 93 C FF 94 S FF 93 1-3 ② K	4	0	0	0	0	2	1
10 Miguel Tejada, R (1, 6) OBP: 0.351, SLG: 0.382	B FF 93 B FF 93 B FF 92 C FF 92 X FF 93 3-1 2B			X FF 94 0-0 ① G1-3			C FF 91 B CH 78 F CH 78 B KC 80 X CH 80 2-2 ① G2-3		C SL 88 B FF 94 X FF 94 1-1 ③ G5-3	4	0	1	0	0	0	0
45 Carlos Lee, R (1, 7) OBP: 0.299, SLG: 0.506	C KC 78 B FF 94 F CH 79 B FF 94 X KC 80 2-2 ③ L7			B SI 95 C SI 94 B SI 95 F CH 81 X FF 96 2-2 ② F8			S KC 80 B FF 93 F FF 94 F KC 77 F SI 93 X KC 79 1-2 ② L8			3	0	0	0	0	0	1
9 Hunter Pence, R (1, 9) OBP: 0.341, SLG: 0.474		F FF 93 B KC 80 X SI 92 1-1 ① G6-3		S KC 79 F CH 81 B KC 80 X CH 82 1-2 ③ G1-3			B CH 81 B KC 77 B FF 92 C FF 93 X FF 93 3-1 ③ G4-3			3	0	0	0	0	0	0
27 Geoff Blum, S (1, 5) OBP: 0.384, SLG: 0.359		C SI 94 B FF 93 S SI 94 B CH 83 F SI 94 B CH 82 S FF 95 3-3 ② K			X FF 93 0-0 ① G1-3			B SI 91 C CH 78 F SI 91 B CH 81 F CH 81 C SI 93 2-3 ① K		3	0	0	0	0	2	0
2 Darin Erstad, L (1, 3) OBP: 0.208, SLG: 0.174		C SI 94 B KC 76 B SI 94 X FF 94 2-1 ③ G4-3			C FF 94 B CH 79 C SI 93 B CH 80 F CH 81 X SI 94 2-2 ② L7			X SI 92 0-0 ② G4-3		3	0	0	0	0	0	0
46 J.R. Towles, R (1, 2) OBP: 0.400, SLG: 0.250 4 Jason Michaels, R (8, PH) OBP: 0.391, SLG: 0.474 77 Ivan Rodriguez, R (8, 2) OBP: 0.288, SLG: 0.412			H FF 94 1-0 HBP		B FF 93 C KC 78 C FF 93 F CH 80 B KC 80 B FF 95 S FF 94 3-3 ③ K			B KC 80 B CH 79 T FF 94 F FF 95 B CH 81 B CH 80 4-2 BB		1 0 0	0 0 0	0 0 0	0 0 0	1 1 0	0 0 0	0 0 0
52 Felipe Paulino, R (1, 1) OBP: 0.167, SLG: 0.167 43 Chris Sampson, R (6, 1) 48 Tim Byrdak, L (7, 1) 17 Lance Berkman, S (8, PH) OBP: 0.326, SLG: 0.392 26 Doug Brocail, L (8, 1)			X FF 88 0-0 ① B3			C FF 89 B KC 77 B FF 90 X FF 89 2-1 ① G5-3		B SI 95 B SI 95 C SI 94 X SI 93 2-1 ③ L9		2 0 0 1 0	0 0 0 0 0	0 0 0 0 0	0 0 0 0 0	0 0 0 0 0	0 0 0 0 0	1 0 0 1 0
Inning Stats	R: 0 H: 1 E: 0 LOB: 1 K: 1 BB: 0 S: 10 P: 15	R: 0 H: 0 E: 0 LOB: 0 K: 1 BB: 0 S: 8 P: 14	R: 0 H: 0 E: 0 LOB: 1 K: 2 BB: 0 S: 9 P: 12	R: 0 H: 0 E: 0 LOB: 0 K: 0 BB: 0 S: 7 P: 10	R: 0 H: 0 E: 0 LOB: 0 K: 1 BB: 0 S: 9 P: 14	R: 0 H: 0 E: 0 LOB: 0 K: 0 BB: 0 S: 5 P: 8	R: 0 H: 0 E: 0 LOB: 0 K: 0 BB: 0 S: 10 P: 16	R: 0 H: 0 E: 0 LOB: 1 K: 1 BB: 1 S: 9 P: 17	R: 0 H: 0 E: 0 LOB: 0 K: 1 BB: 0 S: 7 P: 10	1B: 0 2B: 1 3B: 0 HR: 0	SF: 0 SAC: 0 DP: 0 HBP: 1			WP: 0 PB: 0 SB: 0 CS: 0	PA: 30		

PITCHER		IP	WLS	BF	H	R	ER	SO	BB	IBB	HBP	BLK	WP	HR	S	P	ERA	WHIP
36 Edinson Volquez, R ERA: 4.45	(1, 1)	8.0	W	27	1	0	0	6	1	0	1	0	0	0	67	106	0.00	0.250
48 Francisco Cordero, R ERA: 3.0	(9, 1)	1.0	S	3	0	0	0	1	0	0	0	0	0	0	7	10	0.00	0.000

PITCHER	IP	WLS	BF	H	R	ER	SO	BB	IBB	HBP	BLK	WP	HR	S	P	ERA	WHIP

TOP

Houston Astros @ Cincinnati Reds

Great American Ball Park, Cincinnati, OH

Wed Apr 29 2009, 7:10 PM EDT
Att. 12,681 - Partly Cloudy - 73 F

livebaseballscorecards.com

AB	28
R	0
H	1
RBI	0
BB	1
SO	7
LOB	5

Batter	1	2	3	4	5	6	7	8	9	AB	R	H	RBI	BB	SO	LOB
3 Willy Taveras, R (1, 8) OBP: 0.351, SLG: 0.338	C FF 93 F FF 92 B SL 84 B SL 83 B FF 95 B FF 91 4-2 15 L4-3 BB		F FF 94 F FF 94 F FF 95 B SL 86 X 1-2 15 FC6-4 2-3 1B		C SL 85 D SL 86 F FF 96 B SL 86 X 2-2 ② FC5-2 15 S 2-3 3-H		B CU 77 X SI 86 1-0 2B			3	0	2	0	1	0	2
15 Jerry Hairston, R (1, 4) OBP: 0.256, SLG: 0.282	B FF 93 1 SAFE C FF 93 L FF 93 1 SAFE X FF 94 1-2 ①② L4-3 1-1		C SL 86 X SL 85 0-1 ③ FC6-4 1-2f		F FF 94 B FF 96 B FF 96 S SL 86 C SL 86 2-3 ③ K 1-2		M SL 81 B FF 88 S SL 82 B SL 83 F SI 88 X SL 81 2-2 ② F7			4	0	0	0	0	1	6
19 Joey Votto, L (1, 3) OBP: 0.411, SLG: 0.568	B FF 96 X FF 95 1-0 ③ F8			B SL 85 S SL 85 S SL 84 B FF 94 B FF 96 X FF 96 3-2 ① L8		B SL 84 X FF 93 1-0 E8 55 G3 17 1B	S SL 84 B FF 90 X SL 82 1-1 ③ P5			4	1	0	0	0	0	1
32 Jay Bruce, L (1, 9) OBP: 0.338, SLG: 0.530		X FF 93 0-0 ① F8		C CH 86 B SL 85 C SL 85 X FF 95 1-2 ② F8		F CH 84 B FF 94 B SL 85 F FF 94 S CU 75 2-3 ① K		B SI 88 B CH 83 C FF 90 F FC 86 X FC 88 2-2 17 BB 55 S 23 SF9 1B		4	1	1	0	0	1	1
55 Ramon Hernandez, R (1, 2) OBP: 0.303, SLG: 0.344		C FF 94 B FF 95 F FF 95 X FF 95 1-2 ② L8		C SL 86 B SL 85 X SI 94 1-1 ③ G6-3		B FF 95 X FF 94 1-0 ② G3 2-3		B SI 87 L FC 85 B FC 84 S SI 90 F SI 90 B FF 88 B FC 86 4-2 23 SF9 17 BB 1-2 BB		3	0	0	0	1	0	1
17 Laynce Nix, L (1, 7) OBP: 0.355, SLG: 0.621		B FF 95 B SL 85 F FF 95 S FF 94 B SL 86 F SL 87 S FF 95 3-3 ③ K			X CH 86 0-0 23 1B 3B	F SL 85 S SL 84 F SL 86 F FF 95 B SL 85 X CU 75 1-2 23 BB 3-H 1B		B CH 84 F SI 91 S FC 86 B FC 89 D CU 78 B FC 87 4-2 1-2 2-3 BB		3	1	2	1	1	1	0
23 Adam Rosales, R (1, 5) OBP: 0.500, SLG: 0.500			X FF 92 0-0 ① F8		C SL 84 B SL 85 C SL 85 X FF 94 1-2 36 SH5-4 2 1B 3 FC5-2 3-H 1B	1 SAFE B SL 85 D SL 84 B FF 95 B FF 93 4-0 1-2 BB		B CU 77 B FC 86 B FC 86 C FF 89 C FF 90 F FF 90 X FF 91 3-2 ① SF9 2-3 3-H		2	0	1	2	1	0	0
2 Alex Gonzalez, R (1, 6) OBP: 0.226, SLG: 0.276			B FF 94 B FF 93 X FF 92 2-0 3 1B 36 SH3-4 1B		B FF 95 1 SAFE F SL 85 X SL 86 1-1 3 FC5-2 36 SH5-4 1-2 1B	C CU 80 S SL 81 B SL 81 S SI 88 1-3 ③ K		S FF 91 B SI 90 C FF 90 B FF 91 S FF 91 2-3 ② K		4	0	2	0	0	2	4
36 Edinson Volquez, R (1, 1) 4 Brandon Phillips, R (8, PH) OBP: 0.293, SLG: 0.319 48 Francisco Cordero, R (9, 1)			X FF 92 0-0 ② SH3-4 1-2		B FF 91 X CH 90 1-0 ① SH5-4 1-2 2-3		C SL 85 B SI 85 S SI 85 X CU 80 1-2 ① G6-3	C CU 76 X CU 78 0-1 ③ L4		1 1 0	0 0 0	0 0 0	0 0 0	0 0 0	0 0 0	0 2 0
Inning Stats	R: 0 E: 0 K: 0 S: 6 H: 0 LOB: 0 BB: 1 P: 12	R: 0 E: 0 K: 1 S: 8 H: 0 LOB: 0 BB: 0 P: 12	R: 0 E: 0 K: 0 S: 9 H: 2 LOB: 2 BB: 0 P: 12	R: 0 E: 0 K: 0 S: 8 H: 0 LOB: 0 BB: 0 P: 13	R: 1 E: 0 K: 1 S: 13 H: 3 LOB: 2 BB: 0 P: 20	R: 1 E: 1 K: 2 S: 13 H: 1 LOB: 2 BB: 1 P: 23	R: 0 E: 0 K: 0 S: 10 H: 1 LOB: 1 BB: 0 P: 15	R: 1 E: 0 K: 1 S: 17 H: 1 LOB: 2 BB: 2 P: 32		1B: 6 2B: 2 3B: 1 HR: 0 SF: 1 SAC: 2 DP: 1 HBP: 0						

PITCHER		IP	WLS	BF	H	R	ER	SO	BB	IBB	HBP	BLK	WP	HR	S	P	ERA	WHIP
52 Felipe Paulino, R ERA: 2.55	(1, 1)	5.2	L	25	6	2	1	3	2	0	0	0	0	0	54	88	1.59	1.412
43 Chris Sampson, R ERA: 1.32	(6, 1)	1.0		4	1	0	0	1	0	0	0	0	0	0	11	16	0.00	1.000
48 Tim Byrdak, L ERA: 2.84	(7, 1)	0.1		1	0	0	0	0	0	0	0	0	0	0	2	3	0.00	0.000
26 Doug Brocail, R ERA: 6.23	(8, 1)	1.0		6	1	1	1	1	2	0	0	0	0	0	17	32	9.00	3.000

PITCHER	IP	WLS	BF	H	R	ER	SO	BB	IBB	HBP	BLK	WP	HR	S	P	ERA	WHIP

BOTTOM

Houston Astros @ Cincinnati Reds

Great American Ball Park, Cincinnati, OH

Wed Apr 29 2009, 7:10 PM EDT

Att. 12,681 - Partly Cloudy - 73 F

livebaseballscorecards.com

AB	29
R	3
H	8
RBI	3
BB	4
SO	5
LOB	17

Batter	1	2	3	4	5	6	7	8	9	AB	R	H	RBI	BB	SO	LOB
3 Willy Taveras, R (1, 8) OBP: 0.350, SLG: 0.353	L SI 88 B F X SI 90 1-2 ① F8		B SI 88 B CH 81 C SI 89 F SI 88 C SI 90 2-3 ③ K			C SI 88 C FF 89 X SI 88 0-2 15 SH3 19 1B 2B	X FF 87 0-0 ① SH1-4 1-2 2-3		X FF 95 0-0 SH 1-3 2-H	3	1	1	0	0	1	0
15 Jerry Hairston, R (1, 7) OBP: 0.234, SLG: 0.256	C SI 89 C SI 89 F C SI 90 0-3 ② K		B SI 86 C CU 74 B SI 88 F FF 88 F CH 82 S CH 81 2-3 ① K			X FF 88 0-0 ① SH3 2-3	B FF 87 F SL 83 B CH 80 F SI 86 B FF 89 X FF 87 3-2 ② P6		F FF 94 S FF 94 B FF 94 B SL 89 D FF 95 X SL 89 3-2 ① G5-3	4	0	0	0	0	2	4
19 Joey Votto, L (1, 3) OBP: 0.421, SLG: 0.565	X 0-0 ③ G4-3			B SI 90 B SL 85 F SI 89 B SL 85 X SI 90 3-1 1B		F CU 73 X SI 88 0-1 32 1B 1B 3-H	B SI 88 S SL 83 X SL 84 1-1 ③ G6-3		I IN 66 I IN 73 I IN 76 I IN 73 4-0 IBB	4	0	2	1	1	0	2
4 Brandon Phillips, R (1, 4) OBP: 0.287, SLG: 0.356		B F F B FF 90 F X 2-2 ① F8		C CH 82 B SI 89 F CH 83 F FF 89 X SI 89 1-2 ② F9		1 SAFE S CH 81 C CH 81 X SI 90 0-2 ② L4		X FF 91 0-0 HR	S FF 95 B FF 94 B FF 94 X SL 92 2-1 ② SF9 3-H	4	1	1	2	0	0	2
32 Jay Bruce, L (1, 9) OBP: 0.329, SLG: 0.507		L CU 76 B SL 85 B SL 85 X SI 89 2-1 ② G3-1		X SL 85 0-0 ③ F8		1 SAFE B SI 89 F SL 85 B CU 75 X FF 89 2-1 23 BB 1B 1-3		B FF 90 C SL 83 X SL 84 1-1 ① G3	D SL 76 C SL 77 S SL 77 S SL 78 1-3 ③ K	5	0	1	0	0	1	3
23 Adam Rosales, R (1, 5) OBP: 0.625, SLG: 0.500		B CU 74 C SI 88 F SL 83 X SL 83 1-2 1B			X 0-0 ① G6-3	B CH 81 B CH 82 B CH 81 C SI 88 B CH 80 4-1 1-2 BB		B FF 91 S CH 82 S CH 82 B CH 83 B FF 92 F FF 92 B CH 82 4-2 2 CS BB		2	0	1	0	2	0	0
2 Alex Gonzalez, R (1, 6) OBP: 0.212, SLG: 0.258	B SI 88 C FF 88 1 SAFE F CH 82 S SI 89 1-3 ③ K				B F SI 87 X SI 88 1-1 ② G5-3	B SI 89 F CH 82 S CH 82 B SI 89 X CH 80 2-2 ③ G1-3		F FF 90 B CH 82 1 SAFE B CH 83 B CH 82 F CH 84 X FF 91 3-2 ②③ F9 1-2		4	0	0	0	0	1	5
29 Ryan Hanigan, R (1, 2) OBP: 0.500, SLG: 0.471			X SI 88 0-0 ① G5-3		B FF 88 X SI 88 1-0 1B		B SI 88 C CH 81 B SI 88 B FF 88 C SI 87 B SI 88 4-2 3 SH1-4 61 SH BB		B FF 96 X FF 95 1-0 17 BB 3 SH 1B	3	1	2	0	1	0	0
61 Bronson Arroyo, R (1, 1) 17 Laynce Nix, L (9, PH) OBP: 0.375, SLG: 0.621 48 Francisco Cordero, R (9, 1)			C SI 87 B SI 87 F SI 88 S FF 89 1-3 ② K		X 0-0 ③ P4		X FF 86 0-0 SH 3 SH1-4 1-2		B CH 86 B CH 85 B FF 94 C FF 95 F FF 96 B FF 95 4-2 3 SH 4 SF9 1-2 BB	2 0 0	0 1 0	0 0 0	0 0 0	0 1 0	1 0 0	1 0 0
Inning Stats	R: 0 E: 0 K: 1 S: 8 H: 0 LOB: 0 BB: 0 P: 9	R: 0 E: 0 K: 1 S: 12 H: 1 LOB: 1 BB: 0 P: 18	R: 0 E: 0 K: 2 S: 7 H: 0 LOB: 0 BB: 0 P: 10	R: 0 E: 0 K: 1 S: 11 H: 1 LOB: 1 BB: 0 P: 17	R: 0 E: 0 K: 0 S: 5 H: 1 LOB: 1 BB: 0 P: 7	R: 1 E: 0 K: 0 S: 15 H: 3 LOB: 3 BB: 1 P: 23	R: 0 E: 0 K: 0 S: 9 H: 0 LOB: 2 BB: 1 P: 17	R: 1 E: 0 K: 0 S: 10 H: 1 LOB: 0 BB: 1 P: 18	R: 2 E: 1 K: 1 S: 12 H: 1 LOB: 2 BB: 2 P: 27	1B: 6 2B: 1 3B: 0 HR: 1 SF: 1 SAC: 4 DP: 0 HBP: 0						

PITCHER		IP	WLS	BF	H	R	ER	SO	BB	IBB	HBP	BLK	WP	HR	S	P	ERA	WHIP
57 Zach Duke, L ERA: 2.21	(1, 1)	7.0	L	30	6	1	1	5	2	0	0	0	0	0	67	101	1.29	1.143
34 John Grabow, L ERA: 2.38	(8, 1)	1.0		4	1	1	1	0	1	0	0	0	0	1	10	18	9.00	2.000
30 Tyler Yates, R ERA: 7.88	(9, 1)	0.2		6	1	2	0	0	1	1	0	0	0	0	9	23	0.00	3.000
17 Sean Burnett, L ERA: 3.0	(9, 1)	0.1		1	0	0	0	1	0	0	0	0	0	0	3	4	0.00	0.000

PITCHER	IP	WLS	BF	H	R	ER	SO	BB	IBB	HBP	BLK	WP	HR	S	P	ERA	WHIP

TOP

Cincinnati Reds @ Pittsburgh Pirates

PNC Park, Pittsburgh, PA

Fri May 01 2009, 7:05 PM EDT

Att. 14,238 - Cloudy - 71 F

livebaseballscorecards.com

AB	31
R	4
H	8
RBI	3
BB	5
SO	6
LOB	17

WP: 0 PA: 41
PB: 0
SB: 0
CS: 1

Cincinnati Reds @ Pittsburgh Pirates

PNC Park, Pittsburgh, PA

Fri May 01 2009, 7:05 PM EDT

Att. 14,238 - Cloudy - 71 F

livebaseballscorecards.com

BOTTOM

Batter	1	2	3	4	5	6	7	8	9	AB	R	H	RBI	BB	SO	LOB
3 Nyjer Morgan, L (1, 7) OBP: 0.375, SLG: 0.380	C X FF 88 0-1 13 G6-4-3 12 1B 1B	C CU 70 B FF 86 F FF 87 F SI 86 B FF 88 X SL 75 2-2 ② F8	B FC 86 C CU 67 F CU 70 T FF 88 1-2 ① K	C FF 87 B FC 84 B FF 88 X CH 78 2-1 1B	4	0	2	0	0	1	0
12 Freddy Sanchez, R (1, 4) OBP: 0.368, SLG: 0.556	C F 1 SAFE B SL 76 1 SAFE 1 SAFE P PO 82 F 1 SAFE 3-2 D SI 89 F SI 88 F SL 74 X FF 88 1-2 13 G6-4-3 1B	C SI 88 X CU 66 0-1 ③ G1-3	B CU 71 B CH 79 X FF 85 2-0 ② F8	C FF 87 B FF 88 B SI 88 C FF 87 X FF 88 2-2 ③ P4	4	0	1	0	0	0	1
13 Nate McLouth, L (1, 8) OBP: 0.386, SLG: 0.466	C SI 87 X SI 88 0-1 ① ② G6-4-3 1-2f 2-3	B CU 68 F CU 67 X SI 86 1-1 ① P5	B FF 87 C FF 86 X FF 87 1-1 ③ F7	B FF 93 B FF 93 B FF 93 C FF 93 C FF 94 F FF 95 X SL 86 3-2 1B	4	0	1	0	0	0	2
25 Adam LaRoche, L (1, 3) OBP: 0.359, SLG: 0.556	B CU 71 B FF 88 B FF 87 B CU 70 4-0 BB	S CH 78 C SL 74 X FF 88 0-2 ② G4-3	B FF 86 S FF 87 B SI 86 X CH 78 2-1 16 FC5-4 1B	C CH 86 C FF 95 B FF 95 X CH 87 1-2 ① L4	3	0	1	0	1	0	1
16 Eric Hinske, L (1, 9) OBP: 0.333, SLG: 0.357	C SI 86 B SI 89 X FF 88 1-1 ③ F9	C SI 87 B CH 80 F SL 72 S FF 87 1-3 ③ K	B SI 88 F FF 87 X SI 87 1-1 ① FC5-4 15 E 1-2f	C FF 94 S SL 87 C FF 96 0-3 ② K	4	0	0	0	0	2	4
15 Andy LaRoche, R (1, 5) OBP: 0.307, SLG: 0.348	B CU 67 C SL 74 X SL 74 1-1 ① F8	B SI 87 B SI 87 C B CU 70 4-1 10 WP BB	B SI 88 F FF 88 1 SAFE C SI 88 X SI 86 1-2 ② G6-3 1-2	C SL 86 B FF 95 B FF 93 B FF 95 C SL 87 S SL 87 3-3 ③ K	3	0	0	0	1	1	2
35 Jason Jaramillo, S (1, 2) OBP: 0.389, SLG: 0.469	C FF 88 B CH 81 F CU 70 S SI 87 1-3 ② K	1 SAFE 1 SAFE D SI 86 F SI 87 X FF 88 1-1 ① F9	X FF 89 0-0 ③ G5-3		3	0	0	0	0	1	2
10 Brian Bixler, R (1, 6) OBP: 0.286, SLG: 0.385 5 Ramón Vázquez, L (8, PH) OBP: 0.356, SLG: 0.171 (9, 6)	C FF 88 B FC 85 C SL 75 F SL 77 B SL 77 X CU 69 2-2 ③ F7	B SI 87 B SI 87 C SL 73 F CU 70 F SI 88 F SI 88 B SL 76 S CU 71 3-3 ② K 1-2	B CU 69 C CU 67 F SL 72 B SI 84 F FF 87 B SI 86 B CU 70 4-2 24 G4-6-3 BB		2	0	0	0	0	1	1
					0	0	0	0	1	0	0
57 Zach Duke, L (1, 1) OBP: 0.231, SLG: 0.364 34 John Grabow, L (8, 1) 24 Delwyn Young, S (8, PH) OBP: 0.333, SLG: 0.500 30 Tyler Yates, R (9, 1) 17 Sean Burnett, L (9, 1)		C SI 84 X SI 86 0-1 ① G4-3	X CU 71 0-0 ③ P6	C SI 86 C SI 87 B FF 87 B SI 87 1 SAFE X CU 67 2-2 ① ② G4-6-3 1-2f	2	0	0	0	0	0	1
					0	0	0	0	0	0	0
					1	0	0	0	0	0	1
					0	0	0	0	0	0	0
					0	0	0	0	0	0	0

	AB	30
	R	0
	H	5
	RBI	0
	BB	3
	SO	6
	LOB	15

Inning Stats	1	2	3	4	5	6	7	8	9
	R: 0 E: 0 K: 0 S: 13	H: 2 LOB: 2 BB: 1 P: 20	R: 0 E: 0 K: 1 S: 9	H: 0 LOB: 0 BB: 0 P: 13	R: 0 E: 0 K: 0 S: 8	H: 0 LOB: 0 BB: 0 P: 10	R: 0 E: 0 K: 1 S: 8	H: 0 LOB: 0 BB: 0 P: 10	R: 0 E: 0 K: 1 S: 9	H: 0 LOB: 1 BB: 1 P: 17	R: 0 E: 0 K: 1 S: 6	H: 0 LOB: 0 BB: 0 P: 10	R: 0 E: 1 K: 0 S: 8	H: 1 LOB: 1 BB: 0 P: 12	R: 0 E: 0 K: 0 S: 11	H: 1 LOB: 1 BB: 1 P: 21	R: 0 E: 0 K: 2 S: 13	H: 1 LOB: 1 BB: 0 P: 20

| | | | | |

Batter	1	2	3	4	5	6	7	8	9	AB	R	H	RBI	BB	SO	LOB
3 Willy Taveras, R (1, 8) OBP: 0.353, SLG: 0.356	B FF 89 C SI 89 F FF 90 X SL 83 1-2 L3		B FF 89 X FF 89 1-0 G5-3	B FF 91 L FF 90 F FF 91 F SL 81 X FF 91 1-2 F8			C SI 88 C SI 89 F SI 88 B CH 80 F SI 88 X SI 89 1-2 19 G4-6-3 1B		B FF 92 B FF 92 C FF 92 F FF 93 F FF 93 F FF 93 X FF 92 2-2 17 1B 19 1B 1B	5	1	2	0	0	0	0
21 Chris Dickerson, L (1, 7) OBP: 0.321, SLG: 0.340 16 Darnell McDonald, R (7, PH) OBP: 0.320, SLG: 0.348 (7, 7) 17 Laynce Nix, L (9, PH) OBP: 0.394, SLG: 0.633	X FF 90 0-0 B1		C FF 90 X CH 81 0-1 19 BB 1B	B CH 82 X FF 91 1-0 F7			1 SAFE B SI 89 B CH 81 C SI 89 S CH 81 X CH 81 2-2 F7		F FF 92 X CH 86 0-1 19 1B 4 1B 1-3 1B	3 1 1	0 0 1	1 0 1	0 0 1	0 0 0	0 0 0	0 1 0
19 Joey Votto, L (1, 3) OBP: 0.440, SLG: 0.580	B FF 91 B FF 92 F FF 91 B CH 83 B FF 93 4-1 4 FC6-4 BB		F FF 91 B CH 81 B FF 92 1 SAFE D SL 82 B FF 92 4-1 1-2 BB		F CH 81 B FF 90 X CH 81 1-1 32 G1 2B		X SL 77 0-0 G4-6-3 1-2f		S SI 93 B FF 94 C FF 94 B FF 94 B CH 87 F CH 88 X FF 94 3-2 23 1B 4 1B 1-3 3-H 1B	3	0	2	1	2	0	1
4 Brandon Phillips, R (1, 4) OBP: 0.283, SLG: 0.346	B SL 82 X FF 92 1-0 FC6-4 1-2f		X FF 92 0-0 L7		L SI 91 D SL 81 X FF 91 1-1 G6-3			X FF 89 0-0 E4 32 1B 23 FC5-4	B FF 93 X FF 93 1-0 23 1B 1-2 3-H 1B	5	1	1	1	0	0	4
32 Jay Bruce, L (1, 9) OBP: 0.321, SLG: 0.487		B FF 88 B FF 89 X FF 88 2-0 G6-3	S CH 82 B CH 81 X CH 82 1-1 G3		B CH 81 F CH 82 X CH 81 1-1 G1 2-3			C SL 84 X SL 84 0-1 23 FC5-4 1-3 1B	X SI 93 0-0 F7	5	0	1	0	0	0	5
55 Ramon Hernandez, R (1, 2) OBP: 0.296, SLG: 0.333		B FF 90 B FF 90 C FF 90 C FF 90 B SL 81 X SI 92 3-2 G5-3		B FF 89 S SL 79 B SL 79 F FF 89 X FF 90 2-2 23 1B 2 HR 1B	B SI 91 D SI 92 D SL 80 C FF 90 X FF 91 3-1 F8			B CH 83 S CH 84 B FF 91 F CH 84 S CH 83 2-3 K	B SL 84 C FF 92 F FF 92 C FF 93 1-3 K	5	1	1	0	0	2	5
23 Adam Rosales, R (1, 5) OBP: 0.615, SLG: 0.556		C FF 90 B SL 80 X FF 92 1-1 33 FC5 2 HBP 1B	D SL 80 F FF 90 C SL 80 D SL 80 F FF 92 D SL 82 X FF 90 3-2 2 HR 1-3 1B		B FF 88 B FF 89 F FF 90 B FF 90 S FF 90 3-3 K		F FF 90 B FF 91 C CH 84 1 SAFE B CH 84 F FF 91 X SL 85 2-2 FC5-4 2 1B 1-2f 3-H	C SL 83 X SL 83 0-1 1-2 2-3 1B	5	1	3	1	0	1	1
2 Alex Gonzalez, R (1, 6) OBP: 0.239, SLG: 0.318		H FF 90 1-0 33 FC5 1-2 HBP	X SL 80 0-0 1-H 3-H HR		C FF 89 L FF 90 B FF 91 S FF 92 1-3 K			X CH 84 0-0 15 FC5-4 1-2 1B	C FF 94 C FF 95 S FF 95 0-3 K	4	1	2	3	0	2	3
33 Micah Owings, R (1, 1) OBP: 0.286, SLG: 0.500 52 Daniel Herrera, L (6, 1) 25 David Weathers, R (7, 1) 15 Jerry Hairston, R (8, PH) OBP: 0.229, SLG: 0.250 51 Jared Burton, R (8, 1) 53 Arthur Rhodes, L (8, 1)		X SI 91 0-0 FC5 1-2 2-3f	C SI 90 X FF 91 0-1 F9			X FF 91 0-0 G5-3		F FF 91 X CH 83 0-1 FC5-4 1-2f		3 0 0 1 0 0	0 0 0 0 0 0	0 0 0 0 0 0	0 0 0 0 0 0	0 0 0 0 0 0	0 0 0 2 0 0	2 0 0 2 0 0
Inning Stats	R: 0 E: 0 K: 0 S: 6 H: 0 LOB: 1 BB: 1 P: 12	R: 0 E: 0 K: 0 S: 7 H: 1 LOB: 2 BB: 0 P: 14	R: 0 E: 0 K: 0 S: 7 H: 1 LOB: 2 BB: 1 P: 13	R: 3 E: 0 K: 0 S: 15 H: 3 LOB: 0 BB: 0 P: 22	R: 0 E: 0 K: 0 S: 8 H: 1 LOB: 1 BB: 0 P: 14	R: 0 E: 0 K: 2 S: 7 H: 0 LOB: 0 BB: 0 P: 11	R: 0 E: 0 K: 0 S: 9 H: 1 LOB: 0 BB: 0 P: 12	R: 1 E: 1 K: 1 S: 13 H: 2 LOB: 2 BB: 0 P: 17	R: 2 E: 0 K: 2 S: 21 H: 5 LOB: 3 BB: 0 P: 28	1B: 12 2B: 1 3B: 0 HR: 1 SF: 0 SAC: 0 DP: 1 HBP: 1						WP: 0 PB: 0 SB: 0 CS: 0 PA: 44	

PITCHER		IP	WLS	BF	H	R	ER	SO	BB	IBB	HBP	BLK	WP	HR	S	P	ERA	WHIP
49 Ross Ohlendorf, R ERA: 3.48	(1, 1)	6.0	W	27	6	3	3	2	2	0	1	0	0	1	50	86	4.50	1.333
17 Sean Burnett, L ERA: 2.7	(7, 1)	1.0	H	3	1	0	0	0	0	0	0	0	0	0	9	12	0.00	1.000
34 John Grabow, L ERA: 2.19	(8, 1)	1.0		6	2	1	0	1	0	0	0	0	0	0	13	17	0.00	2.000
55 Matt Capps, R ERA: 3.68	(9, 1)	1.0		8	5	2	2	2	0	0	0	0	0	0	21	28	18.00	5.000

PITCHER	IP	WLS	BF	H	R	ER	SO	BB	IBB	HBP	BLK	WP	HR	S	P	ERA	WHIP

TOP

Cincinnati Reds @ Pittsburgh Pirates

PNC Park, Pittsburgh, PA

Sat May 02 2009, 7:05 PM EDT
Att. 22,891 - Partly Cloudy - 64 F

livebaseballscorecards.com

AB	41
R	6
H	14
RBI	6
BB	2
SO	5
LOB	24

Batter	1	2	3	4	5	6	7	8	9	AB	R	H	RBI	BB	SO	LOB
3 Nyjer Morgan, L (1, 7) OBP: 0.367, SLG: 0.371	B FF 90 X FF 91 1-0 13 1B 12 1B 1B	B FF 88 B FC 88 C FC 88 S FF 88 B SL 80 X FF 88 3-2 ② F8		C CH 77 B SL 81 F FF 87 B SL 81 B FC 89 F SL 82 X FF 89 3-2 ② G3-1		C SL 73 B SI 82 C SL 74 S SL 71 1-3 ③ K		C FF 91 X SI 90 0-1 ① FC6-4 12 WP 12 SF7 1-2f		5	2	1	0	0	1	3
12 Freddy Sanchez, R (1, 4) OBP: 0.370, SLG: 0.553	1 SAFE 1 SAFE S FF 89 X SI 88 0-1 13 1B 15 HBP 1-2 1B	C FF 88 C SL 83 F FC 89 F FF 88 F SL 82 X FC 87 0-2 ③ F8		S FC 89 B SL 81 S SL 77 X FC 88 1-2 ③ G4-3			X CH 73 0-0 25 1B 13 1B 44 FC3-2 1B	S FF 90 1 SAFE F FC 91 1 SAFE B FF 91 1 SAFE F FF 90 B SL 84 X FC 90 2-2 ② SF7 1-H		4	1	2	1	0	0	0
13 Nate McLouth, L (1, 8) OBP: 0.400, SLG: 0.476	C FF 90 X FF 88 0-1 15 HBP 25 S 5 1B 1-3 2-H 1B		B FF 89 B FF 88 X FF 89 2-0 25 1B 44 1B 1B		C SL 78 X SL 76 0-1 ① F9		C SL 74 X SL 74 0-1 44 FC3-2 25 1B 15 FC5 1-2 1B	X SL 79 0-0 ③ F9		5	3	3	1	0	0	0
25 Adam LaRoche, L (1, 3) OBP: 0.375, SLG: 0.560	B FF 90 B SL 82 B SL 82 S FF 89 B FC 85 4-1 15 HBP 5 1B 1-2 BB		X FF 89 0-0 ① 1-3 1B		C SL 80 B FC 87 F FC 89 B FF 89 B SL 81 X CH 78 3-2 ② P5		B SI 83 C FF 80 B SL 74 B SL 74 C SI 82 X SL 75 3-2 15 FC5 44 FC3-2 15 E 1-2 2-3 1B			3	2	2	0	1	0	0
44 Brandon Moss, L (1, 9) OBP: 0.254, SLG: 0.270	B SI 89 X FF 88 1-0 ① P5		X FC 89 0-0 5 BB 3-H 1B		B CH 78 B FC 87 S CH 78 F FC 89 B FC 89 F CH 78 X FC 89 3-2 ③ G4-3		C SL 76 B SI 84 S SI 80 X SC 65 1-2 ① FC3-2 5 F9 15 E 1-2 2-3 3-Hf			4	0	1	1	0	0	6
15 Andy LaRoche, R (1, 5) OBP: 0.304, SLG: 0.333	C FC 84 B SL 83 F FC 84 H FF 89 2-2 5 1B 1-2 2-3 3-H HBP		S SL 81 F FF 89 X SL 82 0-2 ② F9			X SL 82 0-0 ① F9	B SL 81 X SL 81 1-0 FC5 23 FC6-4 1-2 2-H 3-H			3	0	0	2	0	0	2
5 Ramón Vázquez, L (1, 6) OBP: 0.367, SLG: 0.184	C FF 89 B FC 90 B SL 82 F FC 90 B FF 90 F FC 84 F FF 89 X SL 83 3-2 23 G6-4-3 1-3 2-H 3-H 1B		B CH 78 D CH 79 F FF 87 B FF 88 F FC 88 B FF 89 4-2 1-2 BB			L FF 87 C SL 80 F FF 86 X SL 82 0-2 ② G4-3	B SL 81 B SI 86 F SI 86 B FF 87 X SI 87 3-1 ② F9 2-3			3	0	1	2	1	0	2
23 Robinzon Diaz, R (1, 2) OBP: 0.300, SLG: 0.400	F FF 89 B SL 82 X SL 83 1-1 ②③ G6-4-3 1-2f		X SL 82 0-0 ③ F9			C SL 81 X FC 89 0-1 24 2B 1B	X SL 82 0-0 ③ FC6-4 1-2f			4	0	1	0	0	0	6
49 Ross Ohlendorf, R (1, 1) 24 Delwyn Young, S (6, PH) OBP: 0.429, SLG: 0.714 17 Sean Burnett, L (7, 1) 34 John Grabow, L (8, 1) 16 Eric Hinske, L (8, PH) OBP: 0.347, SLG: 0.372 55 Matt Capps, R (9, 1)		B FF 89 B FF 88 C FF 88 F FF 89 X FF 89 2-2 ① G4-3		B FF 87 C FF 87 S SI 88 X FF 89 1-2 ① P4		B FF 88 X FC 87 1-0 1-3 2B		S SI 90 S CH 87 X CH 88 0-2 3 FC6-4 1B		2 1 0 0 1 0	0 0 0 0 0 0	0 1 0 0 1 0	0 0 0 0 0 0	0 0 0 0 0 0	0 0 0 0 0 0	0 0 0 0 0 0
Inning Stats	R: 4 H: 4 E: 0 LOB: 1 K: 0 BB: 1 S: 16 P: 28	R: 0 H: 0 E: 0 LOB: 0 K: 0 BB: 0 S: 12 P: 17	R: 1 H: 3 E: 0 LOB: 2 K: 0 BB: 1 S: 9 P: 15	R: 0 H: 0 E: 0 LOB: 0 K: 0 BB: 0 S: 10 P: 15	R: 0 H: 0 E: 0 LOB: 0 K: 0 BB: 0 S: 9 P: 15	R: 0 H: 2 E: 0 LOB: 2 K: 1 BB: 0 S: 11 P: 13	R: 2 H: 3 E: 1 LOB: 2 K: 0 BB: 0 S: 13 P: 21	R: 1 H: 1 E: 0 LOB: 0 K: 0 BB: 0 S: 10 P: 12		1B: 12 SF: 1 2B: 1 SAC: 0 3B: 0 DP: 1 HR: 0 HBP: 1				WP: 2 PA: 39 PB: 0 SB: 1 CS: 0		

PITCHER		IP	WLS	BF	H	R	ER	SO	BB	IBB	HBP	BLK	WP	HR	S	P	ERA	WHIP
33 Micah Owings, R ERA: 4.84	(1, 1)	5.2	L	27	9	5	5	0	2	0	1	0	0	0	64	99	7.94	1.941
52 Daniel Herrera, L ERA: 3.24	(6, 1)	0.2		5	3	2	1	1	0	0	0	0	0	0	12	17	13.50	4.500
25 David Weathers, R ERA:	(7, 1)	0.2		3	0	0	0	0	0	0	0	0	0	0	4	8	0.00	0.000
51 Jared Burton, R ERA: 7.36	(8, 1)	0.2		3	1	1	1	0	0	0	0	0	1	0	9	11	13.50	1.500
53 Arthur Rhodes, L ERA:	(8, 1)	0.1		1	0	0	0	0	0	0	0	0	0	0	1	1	0.00	0.000

PITCHER	IP	WLS	BF	H	R	ER	SO	BB	IBB	HBP	BLK	WP	HR	S	P	ERA	WHIP

BOTTOM

Cincinnati Reds @ Pittsburgh Pirates

PNC Park, Pittsburgh, PA

Sat May 02 2009, 7:05 PM EDT
Att. 22,891 - Partly Cloudy - 64 F

livebaseballscorecards.com

AB	35
R	8
H	13
RBI	7
BB	2
SO	1
LOB	19

Batter	1	2	3	4	5	6	7	8	9	AB	R	H	RBI	BB	SO	LOB
3 Willy Taveras, R (1, 8) OBP: 0.344, SLG: 0.346	B FF 88 C FF 88 S FF 87 F SL 78 B FF 88 B FF 87 X FF 87 3-2 ① F8		B FF 88 X SI 86 1-0 21 CS 1B		X FF 86 0-0 ① G5-3		C FF 92 B CU 79 C CU 79 F CU 82 B FF 93 B FC 89 X FF 91 3-2 ① G5-3		B FF 96 F FF 96 B FC 91 F FF 95 X FC 91 2-2 ③ F7	5	0	1	0	0	0	0
21 Chris Dickerson, L (1, 7) OBP: 0.333, SLG: 0.327	S FF 90 B CH 83 B CH 82 B FF 89 B FF 87 4-1 4 FC6-4 BB		B FF 88 C FF 87 F CH 78 B CH 82 F FF 88 B SL 79 B SI 87 4-2 ① 32 BB 19 BB 55 1B 1-2 BB		B FF 88 C FF 86 B FF 86 F FF 86 F SL 77 F FF 88 X CH 81 2-2 ② G5-3		T FF 93 S FF 94 B FF 94 B CU 79 X FF 90 2-2 ② G4-3			2	1	0	0	2	0	0
19 Joey Votto, L (1, 3) OBP: 0.442, SLG: 0.571	B FF 89 D CH 82 1 SAFE F FF 89 1 SAFE 1 SAFE B CH 82 C FF 89 X SI 89 3-2 ② F7		1 SAFE S FF 89 B SI 90 1 SAFE F CH 78 B SL 79 F FF 88 1 SAFE F CH 76 4-2 F FF 89 1 SAFE B CU 72 1 SAFE B CH 82 32 BB 55 1B 1-2 BB		S FF 89 B CU 71 C CH 81 F FF 90 B CH 78 X FF 89 2-2 4 PB 4 1B		C CU 80 F CH 84 F FF 95 S FF 94 0-3 ③ K			3	2	1	0	1	1	1
4 Brandon Phillips, R (1, 4) OBP: 0.292, SLG: 0.354	C FF 90 B SL 81 X FF 90 1-1 ③ FC6-4 1-2f		S SL 79 B FF 87 X SI 89 1-1 ② F5		B SI 88 X SL 77 1-0 1-H 1B			B FF 93 B FF 91 S FF 92 F FF 92 X FF 94 2-2 23 F9-6 55 BB 1B		4	0	2	1	0	0	3
32 Jay Bruce, L (1, 9) OBP: 0.330, SLG: 0.519		C FF 89 B CH 81 B CH 82 X FF 88 2-1 HR	B CH 76 B CH 77 B CH 80 B FF 89 4-0 55 1B 55 1B 1-2 2-3 BB		1 SAFE X FF 87 0-0 ③ F9			B FF 94 B CU 77 F FF 89 X FF 90 2-1 ① F9		3	2	1	1	1	0	2
55 Ramon Hernandez, R (1, 2) OBP: 0.320, SLG: 0.362		X FF 90 0-0 2B	C SL 78 B FF 88 F SL 79 B SL 80 X SL 80 2-2 ③ 1-H 2-H 3-H 1B			B FF 93 X FF 90 1-0 ① L7		B FF 93 B CU 79 B FF 92 C FF 91 B FF 90 4-1 1-2 BB		3	0	2	3	1	0	0
23 Adam Rosales, R (1, 5) OBP: 0.529, SLG: 0.417		C FF 89 B SL 79 B SI 88 B FF 86 X SL 78 3-1 ① P3		X FF 88 0-0 ① F8		C FF 95 S CU 82 B CU 83 B FF 94 B CU 78 B FC 90 4-2 BB		C CU 79 B FF 94 B CU 79 X FF 90 2-1 ②③ F9-6 2-2		3	0	0	0	1	0	3
2 Alex Gonzalez, R (1, 6) OBP: 0.227, SLG: 0.300 53 Arthur Rhodes, L (9, 1)		D SL 81 F SI 88 B FF 90 F SL 79 X SI 88 2-2 ② G5-3		C FF 87 X SI 86 0-1 ② G5-3		S FF 93 F FF 94 X FF 94 0-2 ② F9			F FF 95 S FF 96 F FF 96 B FF 95 F FF 95 B FC 91 F FF 95 F FF 95 X FC 91 2-2 ① G1-3	4 0	0 0	0 0	0 0	0 0	0 0	2 0
47 Johnny Cueto, R (1, 1) OBP: 0.200, SLG: 0.200 7 Paul Janish, R (9, PH) OBP: 0.412, SLG: 0.400 (9, 6)		B FF 89 F FF 88 C FF 89 S SL 79 1-3 ③ K		B FF 86 C FF 85 M SL 78 B FF 87 X FF 86 2-2 ③ F8		B FF 90 1 SAFE C FF 91 X FF 89 1-1 ③ G4-3			B FF 96 F FF 95 B FC 92 B FF 95 S FF 94 T FF 95 3-2 ② K	3 1	0 0	0 0	0 0	0 0	1 1	2 0
Inning Stats	R: 0 E: 0 K: 0 S: 10 H: 0 LOB: 1 BB: 1 P: 21	R: 1 E: 0 K: 1 S: 11 H: 2 LOB: 1 BB: 0 P: 19	R: 3 E: 0 K: 0 S: 14 H: 2 LOB: 1 BB: 3 P: 30	R: 0 E: 0 K: 0 S: 6 H: 0 LOB: 0 BB: 0 P: 8	R: 1 E: 0 K: 0 S: 12 H: 2 LOB: 1 BB: 0 P: 17	R: 0 E: 0 K: 0 S: 8 H: 0 LOB: 1 BB: 1 P: 14	R: 0 E: 0 K: 1 S: 11 H: 0 LOB: 0 BB: 0 P: 16	R: 0 E: 0 K: 0 S: 8 H: 1 LOB: 1 BB: 1 P: 18	R: 0 E: 0 K: 1 S: 13 H: 0 LOB: 0 BB: 0 P: 20	1B: 5 2B: 2 3B: 0 HR: 1 SF: 0 SAC: 0 DP: 1 HBP: 0						

PITCHER		IP	WLS	BF	H	R	ER	SO	BB	IBB	HBP	BLK	WP	HR	S	P	ERA	WHIP
27 Jeff Karstens, R ERA: 5.85	(1, 1)	5.0	L	23	6	5	4	1	4	0	0	0	0	1	53	95	7.20	2.000
47 Evan Meek, R ERA:	(6, 1)	3.0		11	1	0	0	1	2	0	0	0	0	0	27	48	0.00	1.000
43 Jesse Chavez, R ERA: 1.74	(9, 1)	1.0		3	0	0	0	1	0	0	0	0	0	0	13	20	0.00	0.000

PITCHER	IP	WLS	BF	H	R	ER	SO	BB	IBB	HBP	BLK	WP	HR	S	P	ERA	WHIP

TOP

Cincinnati Reds @ Pittsburgh Pirates

PNC Park, Pittsburgh, PA

Sun May 03 2009, 1:35 PM EDT

Att. 13,670 - Cloudy - 59 F

livebaseballscorecards.com

AB	31
R	5
H	7
RBI	5
BB	6
SO	3
LOB	13

Batter	1	2	3	4	5	6	7	8	9	AB	R	H	RBI	BB	SO	LOB
3 Nyjer Morgan, L (1, 7) OBP: 0.372, SLG: 0.370	B FF 91 C FF 89 F SL 86 F FF 91 B FF 91 X FF 92 2-2 12 CS 1B		B SI 93 B FF 92 B FF 91 C FF 90 B FF 92 4-1 BB			C CH 84 X SL 87 0-1 ② F7			C FF 91 X FF 92 0-1 ① F8	3	0	1	0	1	0	0
12 Freddy Sanchez, R (1, 4) OBP: 0.356, SLG: 0.531	1 SAFE B FF 91 S FF 91 B SL 87 F SI 92 F FF 93 F FF 92 S CH 84 2-3 ① ② K 1-2		C SL 84 X SI 90 0-1 ③ F8			S FF 93 C SL 87 F FF 94 S FF 94 0-3 ③ K			C FF 93 C FF 91 X FF 93 0-2 ② G3-1	4	0	0	0	0	2	2
13 Nate McLouth, L (1, 8) OBP: 0.392, SLG: 0.463	F FF 90 B FF 90 B FF 91 B SL 85 C FF 91 F FF 92 S SL 86 3-3 ③ K			B FF 93 S FF 92 F FF 92 B FF 94 F SL 89 S SL 88 2-3 ① K			F SL 85 X FF 92 0-1 25 G4-6-3 1B		C FF 92 F FF 91 X SL 81 0-2 ③ L9	4	0	1	0	0	2	0
25 Adam LaRoche, L (1, 3) OBP: 0.364, SLG: 0.540		B FF 91 B FF 89 B FF 90 C FF 91 C FF 91 T SL 86 3-2 ① K		X FF 93 0-0 ② G4-3			B FF 91 B FF 91 C SL 83 B SL 82 X SI 91 3-1 ① ② G4-6-3 1-2f			3	0	0	0	0	1	1
44 Brandon Moss, L (1, 9) OBP: 0.243, SLG: 0.258		B FF 92 X FF 91 1-0 ② F7		C SL 90 F FF 94 B SL 88 X FF 93 1-2 ③ G3-1			X SL 87 0-0 ③ G3-1			3	0	0	0	0	0	0
15 Andy LaRoche, R (1, 5) OBP: 0.317, SLG: 0.347		B SL 86 X SL 84 1-0 1B			B SI 93 S SI 93 B SL 88 X SI 94 2-1 ① G5-3			B FF 91 B FF 93 C FF 91 C SI 91 B FF 93 X FF 93 3-2 1B		3	0	2	0	0	0	0
35 Jason Jaramillo, S (1, 2) OBP: 0.359, SLG: 0.429		B FF 90 B FF 89 C FF 90 B FF 92 F FF 91 X FF 92 3-2 ③ P6			B FF 93 S FF 93 C SL 88 C FF 94 1-3 ② K			X SL 83 0-0 ① P5		3	0	0	0	0	1	2
10 Brian Bixler, R (1, 6) OBP: 0.250, SLG: 0.333 47 Evan Meek, R (6, 1) 16 Eric Hinske, L (8, PH) OBP: 0.340, SLG: 0.364 43 Jesse Chavez, R (9, 1)			B FF 92 S FF 92 S FF 91 S FF 94 1-3 ① K		C FF 94 F FF 94 B SL 88 S FF 94 1-3 ③ K			B SI 92 C SL 84 B FF 90 B SL 84 X FF 92 3-1 ② F8		2 0 1 0	0 0 0 0	0 0 0 0	0 0 0 0	2 0 0 0	0 0 1 0	0 0 1 0
27 Jeff Karstens, R (1, 1) 5 Ramón Vázquez, L (6, 6) OBP: 0.353, SLG: 0.175			B FF 93 C FF 90 S FF 93 B FF 94 F FF 93 B FF 92 C FF 91 3-3 ② K			B FF 92 C FF 92 C SL 86 X FF 93 1-2 ① P6		B FF 93 X SL 86 1-0 ③ G3		1 2	0 0	0 0	0 0	0 0	1 0	0 1
Inning Stats	R: 0 E: 0 K: 2 S: 13 H: 1 LOB: 0 BB: 0 P: 20	R: 0 E: 0 K: 1 S: 8 H: 1 LOB: 1 BB: 0 P: 16	R: 0 E: 0 K: 2 S: 10 H: 0 LOB: 1 BB: 1 P: 18	R: 0 E: 0 K: 1 S: 8 H: 0 LOB: 0 BB: 0 P: 11	R: 0 E: 0 K: 2 S: 8 H: 0 LOB: 0 BB: 0 P: 12	R: 0 E: 0 K: 1 S: 9 H: 0 LOB: 0 BB: 0 P: 10	R: 0 E: 0 K: 0 S: 5 H: 1 LOB: 0 BB: 0 P: 8	R: 0 E: 0 K: 0 S: 7 H: 1 LOB: 1 BB: 0 P: 14	R: 0 E: 0 K: 0 S: 8 H: 0 LOB: 0 BB: 0 P: 8	1B: 4 2B: 0 3B: 0 HR: 0 SF: 0 SAC: 0 DP: 1 HBP: 0						

PITCHER		IP	WLS	BF	H	R	ER	SO	BB	IBB	HBP	BLK	WP	HR	S	P	ERA	WHIP
47 Johnny Cueto, R ERA: 1.65	(1, 1)	8.0	W	27	4	0	0	9	1	0	0	0	0	0	68	109	0.00	0.625
53 Arthur Rhodes, L ERA:	(9, 1)	1.0		3	0	0	0	0	0	0	0	0	0	0	8	8	0.00	0.000

PITCHER	IP	WLS	BF	H	R	ER	SO	BB	IBB	HBP	BLK	WP	HR	S	P	ERA	WHIP

BOTTOM

Cincinnati Reds @ Pittsburgh Pirates

PNC Park, Pittsburgh, PA

Sun May 03 2009, 1:35 PM EDT

Att. 13,670 - Cloudy - 59 F

livebaseballscorecards.com

AB	29
R	0
H	4
RBI	0
BB	1
SO	9
LOB	7

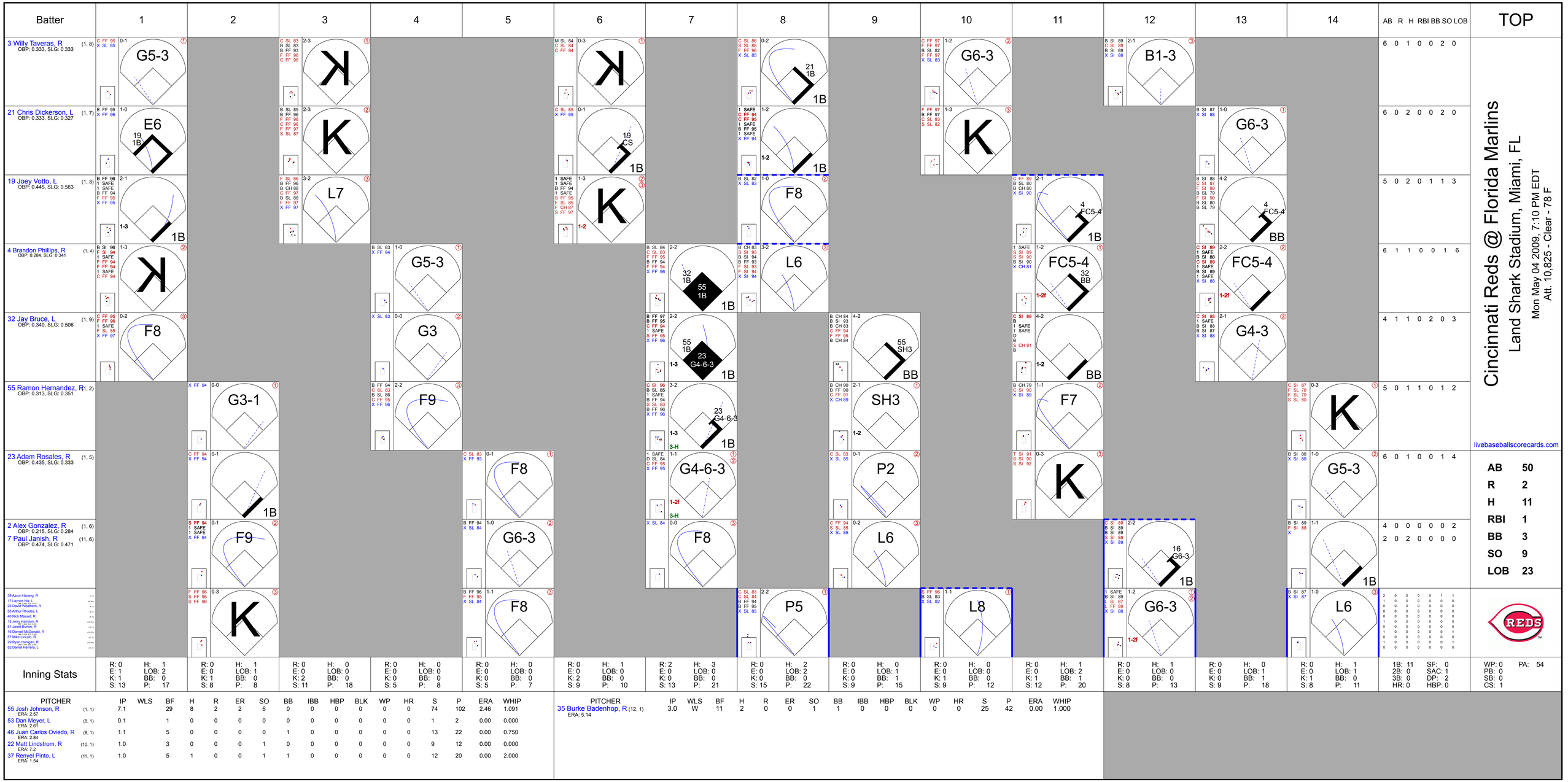

Cincinnati Reds @ Florida Marlins

Land Shark Stadium, Miami, FL

Mon May 04 2009, 7:10 PM EDT

Att. 10,825 - Clear - 78 F

Batter	1	2	3	4	5	6	7	8	9	10	11	12	13	14	AB	R	H	RBI	BB	SO	LOB
3 Willy Taveras, R (1, 8) OBP: 0.333, SLG: 0.333	G5-3		K			K		21 1B 1B		G6-3		B1-3			6	0	1	0	0	2	0
21 Chris Dickerson, L (1, 7) OBP: 0.333, SLG: 0.327	E6 19 1B		K			19 CS 1B		1B		K			G6-3		6	0	2	0	0	2	0
19 Joey Votto, L (1, 3) OBP: 0.445, SLG: 0.563	1B		L7			K		F8			4 FC5-4 1B		4 FC5-4 BB		5	0	2	0	1	1	3
4 Brandon Phillips, R (1, 4) OBP: 0.284, SLG: 0.341	K			G5-3			32 1B 55 1B 1B	L6			FC5-4 32 BB		FC5-4		6	1	1	0	0	1	6
32 Jay Bruce, L (1, 9) OBP: 0.340, SLG: 0.506	F8			G3			55 1B 23 G4-6-3 1B		55 SH3 BB		BB		G4-3		4	1	1	0	2	0	3
55 Ramon Hernandez, R (1, 2) OBP: 0.313, SLG: 0.351		G3-1		F9			23 G4-6-3 1B		SH3		F7			K	5	0	1	1	0	1	2
23 Adam Rosales, R (1, 5) OBP: 0.435, SLG: 0.333		1B			F8		G4-6-3		P2		K			G5-3	6	0	1	0	0	1	4
2 Alex Gonzalez, R (1, 6) OBP: 0.215, SLG: 0.284		F9			G6-3		F8		L6			16 G6-3 1B		1B	4	0	0	0	0	0	2
7 Paul Janish, R (11, 6) OBP: 0.474, SLG: 0.471		K			F8			P5		L8		G6-3		L6	2	0	2	0	0	0	0
39 Aaron Harang, R (1, 1)															2	0	0	0	0	1	1
17 Laynce Nix, L (1, 1)															1	0	0	0	0	0	0
25 David Weathers, R (1, 1)															0	0	0	0	0	0	0
53 Arthur Rhodes, L (1, 1)															0	0	0	0	0	0	0
40 Nick Masset, R (1, 1)															0	0	0	0	0	0	0
15 Jerry Hairston, R (15, 1)															1	0	0	0	0	0	0
51 Jared Burton, R (15, 1)															0	0	0	0	0	0	0
16 Darnell McDonald, R (15, 1)															1	0	0	0	0	0	1
57 Mike Lincoln, R (15, 1)															0	0	0	0	0	0	0
29 Ryan Hanigan, R (15, 1)															0	0	0	0	0	0	1
52 Daniel Herrera, L (15, 1)															0	0	0	0	0	0	0
Inning Stats	R: 0 E: 1 K: 1 S: 13	H: 1 LOB: 2 BB: 0 P: 17	R: 0 E: 0 K: 1 S: 8	H: 1 LOB: 1 BB: 0 P: 8	R: 0 E: 0 K: 2 S: 11	H: 0 LOB: 0 BB: 0 P: 18	R: 0 E: 0 K: 0 S: 5	H: 0 LOB: 0 BB: 0 P: 8	R: 0 E: 0 K: 0 S: 5	H: 0 LOB: 0 BB: 0 P: 7	R: 0 E: 0 K: 2 S: 9	H: 1 LOB: 0 BB: 0 P: 10	R: 2 E: 0 K: 0 S: 13	H: 3 LOB: 0 BB: 0 P: 21	R: 0 E: 0 K: 0 S: 15	H: 2 LOB: 2 BB: 0 P: 22	R: 0 E: 0 K: 0 S: 9	H: 0 LOB: 1 BB: 1 P: 15	R: 0 E: 0 K: 1 S: 9	H: 0 LOB: 0 BB: 0 P: 12	R: 0 E: 0 K: 1 S: 12	H: 1 LOB: 2 BB: 1 P: 20	R: 0 E: 0 K: 0 S: 8	H: 1 LOB: 0 BB: 0 P: 13	R: 0 E: 0 K: 0 S: 9	H: 0 LOB: 1 BB: 1 P: 18	R: 0 E: 0 K: 1 S: 8	H: 1 LOB: 1 BB: 0 P: 11	1B: 11 2B: 0 3B: 0 HR: 0	SF: 0 SAC: 1 DP: 2 HBP: 0	WP: 0 PB: 0 SB: 0 CS: 1	PA: 54

PITCHER	IP	WLS	BF	H	R	ER	SO	BB	IBB	HBP	BLK	WP	HR	S	P	ERA	WHIP
55 Josh Johnson, R (1, 1) ERA: 2.57	7.1		29	8	2	2	6	0	0	0	0	0	0	74	102	2.46	1.091
53 Dan Meyer, L (8, 1) ERA: 2.61	0.1		1	0	0	0	0	0	0	0	0	0	0	1	2	0.00	0.000
46 Juan Carlos Oviedo, R (8, 1) ERA: 2.84	1.1		5	0	0	0	0	1	0	0	0	0	0	13	22	0.00	0.750
22 Matt Lindstrom, R (10, 1) ERA: 7.2	1.0		3	0	0	0	1	0	0	0	0	0	0	9	12	0.00	0.000
37 Renyel Pinto, L (11, 1) ERA: 1.54	1.0		5	1	0	0	1	1	0	0	0	0	0	12	20	0.00	2.000

PITCHER	IP	WLS	BF	H	R	ER	SO	BB	IBB	HBP	BLK	WP	HR	S	P	ERA	WHIP
35 Burke Badenhop, R (12, 1) ERA: 5.14	3.0	W	11	2	0	0	1	1	0	0	0	0	0	25	42	0.00	1.000

livebaseballscorecards.com

AB	50
R	2
H	11
RBI	1
BB	3
SO	9
LOB	23

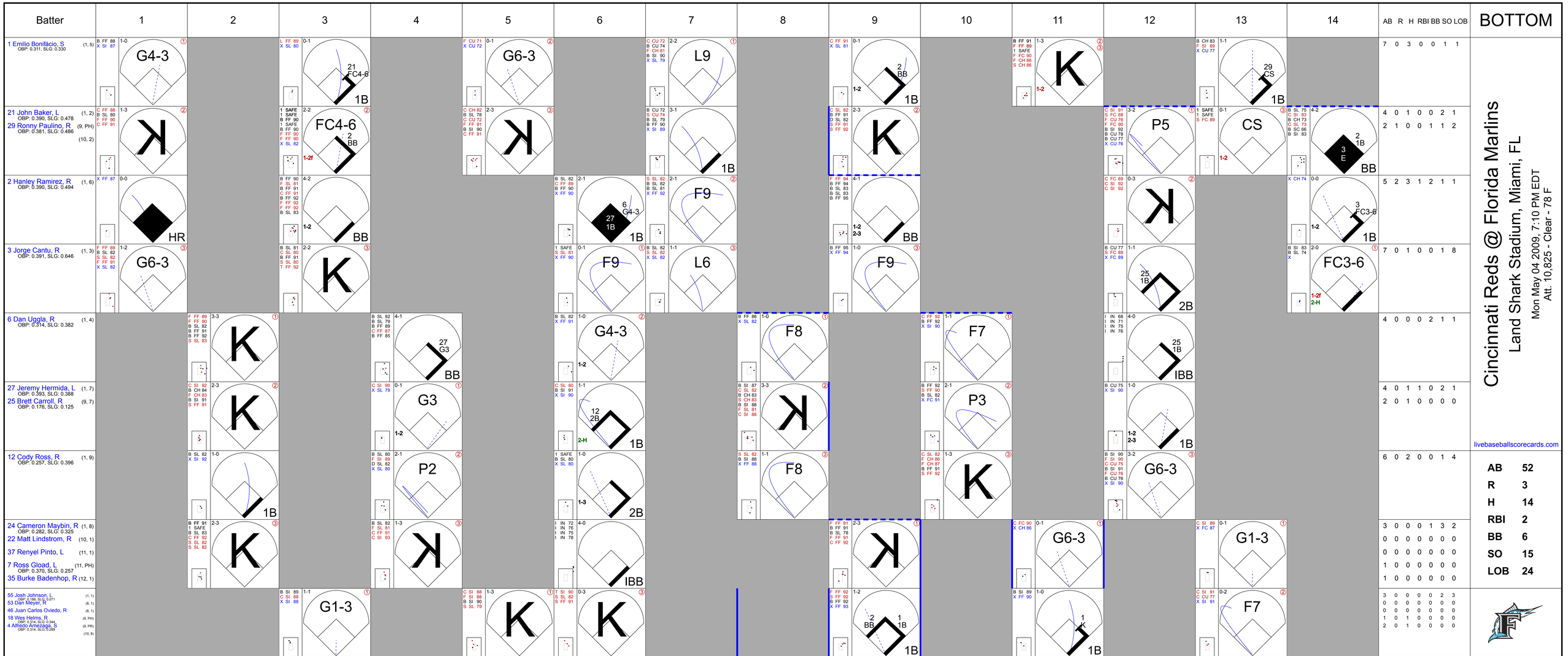
Batter
1
2
3
4
5
6
7
8
9
10
11
12
13
14
AB R H RBI BB SO LOB
BOTTOM
1 Emilio Bonifácio, S (1, 5) OBP: 0.311, SLG: 0.330
G4-3
7 0 3 0 0 1 1
21 John Baker, L (1, 2) OBP: 0.390, SLG: 0.478
29 Ronny Paulino, R (9, PH) OBP: 0.381, SLG: 0.486
(10, 2)
FC4-6
2 BB
1-2f
P5
CS
4 0 1 0 0 2 1
2 1 0 0 1 1 2
2 Hanley Ramirez, R (1, 6) OBP: 0.390, SLG: 0.494
HR
BB
F9
5 2 3 1 2 1 1
3 Jorge Cantu, R (1, 3) OBP: 0.391, SLG: 0.646
G6-3
L6
FC3-6
7 0 1 0 0 1 8
6 Dan Uggla, R (1, 4) OBP: 0.314, SLG: 0.382
27 G3
F8
F7
4 0 0 0 2 1 1
27 Jeremy Hermida, L (1, 7) OBP: 0.393, SLG: 0.388
25 Brett Carroll, R (9, 7) OBP: 0.176, SLG: 0.125
G3
12 2B
P3
4 0 1 1 0 2 1
2 0 1 0 0 0 0
12 Cody Ross, R (1, 9) OBP: 0.257, SLG: 0.396
1B
P2
2B
6 0 2 0 0 1 4
24 Cameron Maybin, R (1, 8) OBP: 0.282, SLG: 0.325
22 Matt Lindstrom, R (10, 1)
37 Renyel Pinto, L (11, 1)
7 Ross Gload, L (11, PH) OBP: 0.370, SLG: 0.257
35 Burke Badenhop, R (12, 1)
IBB
3 0 0 0 1 3 2
0 0 0 0 0 0 0
0 0 0 0 0 0 0
1 0 0 0 0 0 0
1 0 0 0 0 0 0
55 Josh Johnson, L (1, 1) OBP: 0.188, SLG: 0.071
53 Dan Meyer, R (8, 1)
46 Juan Carlos Oviedo, R (8, 1)
18 Wes Helms, R (9, PH) OBP: 0.214, SLG: 0.344
4 Alfredo Amezaga, S (9, PR) OBP: 0.314, SLG: 0.289
(10, 8)
G1-3
F7
3 0 0 0 0 2 3
0 0 0 0 0 0 0
0 0 0 0 0 0 0
1 0 1 0 0 0 0
2 0 1 0 0 0 0
Inning Stats
R: 1 E: 0 K: 1 S: 9
H: 1 LOB: 0 BB: 0 P: 12
R: 0 E: 0 K: 3 S: 10
H: 1 LOB: 1 BB: 0 P: 18
R: 0 E: 0 K: 1 S: 14
H: 1 LOB: 2 BB: 1 P: 23
R: 0 E: 0 K: 1 S: 8
H: 0 LOB: 1 BB: 1 P: 15
R: 0 E: 0 K: 2 S: 9
H: 0 LOB: 0 BB: 0 P: 12
R: 1 E: 0 K: 1 S: 11
H: 3 LOB: 3 BB: 1 P: 20
R: 0 E: 0 K: 0 S: 9
H: 1 LOB: 1 BB: 0 P: 17
R: 0 E: 0 K: 1 S: 7
H: 0 LOB: 0 BB: 0 P: 12
R: 0 E: 0 K: 2 S: 13
H: 2 LOB: 3 BB: 1 P: 23
R: 0 E: 0 K: 1 S: 8
H: 0 LOB: 0 BB: 0 P: 12
R: 0 E: 0 K: 1 S: 7
H: 1 LOB: 0 BB: 0 P: 9
R: 0 E: 0 K: 1 S: 15
H: 2 LOB: 3 BB: 1 P: 27
R: 0 E: 0 K: 0 S: 8
H: 1 LOB: 0 BB: 0 P: 9
R: 1 E: 1 K: 0 S: 4
H: 1 LOB: 2 BB: 1 P: 10
1B: 11 2B: 2 3B: 0 HR: 1
SF: 0 SAC: 0 DP: 0 HBP: 0
WP: 0 PB: 0 SB: 0 CS: 1
PA: 59
PITCHER IP WLS BF H R ER SO BB IBB HBP BLK WP HR S P ERA WHIP
39 Aaron Harang, R (1, 1) ERA: 3.0 7.0 31 7 2 2 9 2 1 0 0 0 1 70 117 2.57 1.286
25 David Weathers, R (8, 1) ERA: 1.0 3 0 0 0 1 0 0 0 0 0 0 0 7 12 0.00 0.000
53 Arthur Rhodes, L (9, 1) ERA: 0.2 4 2 0 0 2 0 0 0 0 0 0 0 11 16 0.00 3.000
40 Nick Masset, R (9, 1) ERA: 1.8 0.1 2 0 0 0 0 1 0 0 0 0 0 0 2 7 0.00 3.000
51 Jared Burton, R (10, 1) ERA: 6.23 2.0 6 1 0 0 2 0 0 0 0 0 0 0 15 21 0.00 0.500
PITCHER IP WLS BF H R ER SO BB IBB HBP BLK WP HR S P ERA WHIP
57 Mike Lincoln, R (12, 1) ERA: 12.19 2.0 9 3 0 0 1 0 1 0 0 0 0 0 23 36 0.00 1.500
52 Daniel Herrera, L (14, 1) ERA: 3.12 0.1 L 3 1 1 0 0 1 0 0 0 0 0 4 10 0.00 6.000
Cincinnati Reds @ Florida Marlins
Land Shark Stadium, Miami, FL
Mon May 04 2009, 7:10 PM EDT
Att. 10,825 - Clear - 78 F
livebaseballscorecards.com
AB 52
R 3
H 14
RBI 2
BB 6
SO 15
LOB 24

Cincinnati Reds @ Florida Marlins

Land Shark Stadium, Miami, FL

Tue May 05 2009, 7:10 PM EDT

Att. 11,087 - Clear - 80 F

TOP

livebaseballscorecards.com

Batter	1	2	3	4	5	6	7	8	9	AB	R	H	RBI	BB	SO	LOB
3 Willy Taveras, R (1, 8) OBP: 0.330, SLG: 0.330	C SI 92 C SI 91 B CU 81 X SI 92 1-2 F7 ①	X FF 92 0-0 FC6-4 ③ 1-2f			B CU 78 X FF 90 1-0 19 BB, 15 1B, 4 1B 1B		B FF 91 X FF 92 1-0 F8 ②	X CU 75 0-0 G6-3 ②		4	1	1	0	0	0	2
16 Darnell McDonald, R (8, PH) OBP: 0.296, SLG: 0.320 (8, 8)										1	0	0	0	0	0	2
15 Jerry Hairston, R (1, 6) OBP: 0.259, SLG: 0.286	B SI 92 B SI 92 B SI 91 B FF 92 4-0 19 S, 19 1B BB		B CU 77 C SI 91 X CU 80 1-1 G5-3 ①		1 SAFE S FF 90 1 SAFE X SI 90 0-1 19 BB, 4 1B 1-2 1B		X FF 93 0-0 4 HR 2B	B SI 91 S SI 91 C CU 75 S CU 77 1-3 K ③		4	3	2	0	1	1	2
19 Joey Votto, L (1, 3) OBP: 0.470, SLG: 0.571	F SI 92 1 SAFE B SI 92 B SI 91 1 SAFE F FF 91 1 SAFE D CH 84 X SI 92 3-2 4 E 1-H 1B		F CU 79 B CH 83 B SI 93 B CH 84 C SI 92 B FF 91 4-2 4 E, 4 S, 4 1B BB		B SI 91 B SI 92 F CH 83 F SI 91 B FF 91 B CH 82 4-2 4 1B 1-2 2-3 BB		I IN 73 I IN 76 I IN 74 I IN 75 4-0 4 HR IBB		B SL 79 C SI 87 B SL 81 F CH 82 X SL 80 2-2 17 2B 1B	2	2	2	1	3	0	0
4 Brandon Phillips, R (1, 4) OBP: 0.299, SLG: 0.387	S CU 79 F SI 91 F CU 80 1 SAFE X FF 91 0-2 F8 ② 1-2		C SI 91 B FF 92 S CU 80 B FF 93 X CU 81 2-2 32 CS 1-H 1B		T SI 92 S FF 92 B FF 92 B FF 92 X CU 81 2-2 32 G4-6-3 1-3 2-H 3-H 1B		F SI 92 B SI 92 B SI 92 F FF 92 B SI 92 X FF 92 3-2 1-H 2-H HR		T FF 88 S SL 80 B SL 80 S SL 82 1-3 K ①	5	1	3	6	0	1	2
32 Jay Bruce, L (1, 9) OBP: 0.337, SLG: 0.494	C FF 92 B CH 84 F FF 92 B CH 85 S CH 85 2-3 K ③		B SI 92 1 SAFE 1 SAFE C SI 91 F CH 84 B FF 92 C CH 85 2-3 K ②③ 1-2		1 SAFE B SI 92 X SI 91 1-0 G4-6-3 ②③ 1-2f		X CH 84 0-0 1B		C FF 89 F FF 89 B FF 89 B SL 81 B CH 84 X FF 89 3-2 1-3 2B	4	0	1	0	0	2	4
17 Laynce Nix, L (8, 9) OBP: 0.400, SLG: 0.656										1	0	1	0	0	0	0
23 Adam Rosales, R (1, 5) OBP: 0.357, SLG: 0.261		C SI 91 B SI 91 B CU 80 B SI 92 X SI 91 3-1 G5-3 ①		C SI 90 C CU 78 T FF 90 0-2 K ①		C CU 77 X SI 89 0-1 G5-3 ①			X SL 81 0-0 G3 ②	5	0	0	0	0	1	3
21 Chris Dickerson, L (1, 7) OBP: 0.324, SLG: 0.317		L CH 83 S CH 82 B FF 93 B CH 85 C FF 90 2-3 K ②		S CU 79 C SI 92 B FF 92 S CH 84 1-3 K ②		C CH 80 B CH 81 F SI 91 X CU 79 1-2 F8 ②		B CU 75 B SI 89 X FF 90 2-0 36 SH1-3, 55 1B 1B	X FF 89 0-0 F7 ③	5	0	1	0	0	2	2
55 Ramon Hernandez, R (1, 2) OBP: 0.321, SLG: 0.359		C SI 93 B CU 81 C SI 92 F FF 92 X FF 92 1-2 36 1B 1B		X CU 79 0-0 G4-3 ③		B CH 78 B SI 90 X FF 90 2-0 F7 ③		S SI 90 B CU 75 D SI 91 B CH 83 X FF 90 3-1 36 SH1-3 1-2 1B		4	0	2	0	0	0	0
36 Edinson Volquez, R (1, 1) OBP: 0.083, SLG: 0.083		X FF 91 0-0 3 FC6-4 1-2 1B			C FF 90 C CU 78 X FF 92 0-2 G4-3 ①		F FF 90 F FF 92 B CU 77 S CU 76 1-3 K ①	C FF 90 X SI 90 0-1 SH1-3 ① 1-2 2-3		3	0	1	0	0	1	0
40 Nick Masset, R (9, 1)										0	0	0	0	0	0	0
Inning Stats	R: 1 E: 1 K: 1 S: 13 H: 1 LOB: 1 BB: 1 P: 23	R: 0 E: 0 K: 1 S: 11 H: 2 LOB: 2 BB: 0 P: 17	R: 1 E: 0 K: 1 S: 10 H: 1 LOB: 0 BB: 1 P: 19	R: 0 E: 0 K: 2 S: 7 H: 0 LOB: 0 BB: 0 P: 8	R: 2 E: 0 K: 0 S: 13 H: 3 LOB: 1 BB: 1 P: 21	R: 0 E: 0 K: 0 S: 6 H: 0 LOB: 0 BB: 0 P: 9	R: 3 E: 0 K: 1 S: 11 H: 3 LOB: 1 BB: 1 P: 20	R: 0 E: 0 K: 1 S: 9 H: 2 LOB: 2 BB: 0 P: 15	R: 0 E: 0 K: 1 S: 11 H: 2 LOB: 2 BB: 0 P: 17	1B: 11 2B: 2 3B: 0 HR: 1 SF: 0 SAC: 1 DP: 1 HBP: 0	WP: 0 PB: 0 SB: 2 CS: 1 PA: 43					

AB	38
R	7
H	14
RBI	7
BB	4
SO	8
LOB	17

PITCHER		IP	WLS	BF	H	R	ER	SO	BB	IBB	HBP	BLK	WP	HR	S	P	ERA	WHIP
41 Chris Volstad, R ERA: 2.97	(1, 1)	6.0	L	26	7	4	3	5	3	0	0	0	0	0	60	97	4.50	1.667
48 Hayden Penn, R ERA: 7.43	(7, 1)	2.0		12	5	3	3	2	0	1	0	0	0	1	20	35	13.50	2.500
40 Kiko Calero, R ERA: 1.93	(9, 1)	1.0		5	2	0	0	1	0	0	0	0	0	0	11	17	0.00	2.000

PITCHER	IP	WLS	BF	H	R	ER	SO	BB	IBB	HBP	BLK	WP	HR	S	P	ERA	WHIP

BOTTOM

Cincinnati Reds @ Florida Marlins

Land Shark Stadium, Miami, FL

Tue May 05 2009, 7:10 PM EDT

Att. 11,087 - Clear - 80 F

Batter	1	2	3	4	5	6	7	8	9	AB	R	H	RBI	BB	SO	LOB
1 Emilio Bonifácio, S (1, 5) OBP: 0.309, SLG: 0.322	C SI 92 C SI 92 S CH 80 0-3 ① K			X FF 91 0-0 ① G2-3		B CH 79 B SI 92 B SI 90 B FF 90 4-0 21 WP BB		C SI 93 X CH 79 0-1 ① F9		3	0	0	0	1	1	1
21 John Baker, L (1, 2) OBP: 0.383, SLG: 0.457	B FF 94 B FF 93 C FF 91 C FF 93 B CH 81 F SI 93 C FF 94 3-3 ② K			B FF 93 B SI 89 C FF 92 B FF 91 C SI 92 B FF 92 4-2 2 2B BB		C FF 94 D KC 76 S CH 80 B CH 80 S CH 82 2-3 ② K 1-2		B CH 80 X FF 94 1-0 ②③ G4-6-3 1-2f		3	0	0	0	1	2	2
2 Hanley Ramirez, R (1, 6) OBP: 0.385, SLG: 0.495	C SI 95 B KC 79 X KC 81 1-1 ③ F8			B FF 92 X SI 92 1-0 ② 1-H 2B		F FF 95 F CH 81 T FF 94 0-2 ③ K			C FF 94 F FF 93 S SL 84 0-3 ① K	4	0	1	0	0	2	1
3 Jorge Cantu, R (1, 3) OBP: 0.385, SLG: 0.624		B FF 93 C FF 92 X KC 78 1-1 ① F8		B CH 81 F CH 78 F SI 94 B FF 92 X CH 82 2-2 ③ P2			B FF 90 B KC 77 B FF 92 B FF 91 4-0 6 BB BB		B FF 93 X SI 93 1-0 ② G6-3	3	0	0	0	1	0	1
6 Dan Uggla, R (1, 4) OBP: 0.312, SLG: 0.370		B KC 78 C SI 93 X CH 79 1-1 ② L7			X FF 90 0-0 ① P4		C FF 93 B CH 79 B CH 80 B FF 92 F SI 91 B FF 94 4-2 1-2 BB		S SI 92 S SI 92 B SL 85 S FF 92 1-3 ③ K	3	0	0	0	1	1	0
27 Jeremy Hermida, L (1, 7) OBP: 0.391, SLG: 0.398		B SI 93 S SI 91 F KC 74 B FF 94 B CH 78 S CH 80 3-3 ③ K			C SI 92 S CH 79 B FF 94 X CH 79 1-2 2B		C FF 94 B SI 94 F FF 92 C FF 95 1-3 ① K			3	0	1	0	0	2	2
12 Cody Ross, R (1, 9) OBP: 0.260, SLG: 0.388			C FF 92 B SI 90 H KC 73 2-1 41 L4 HBP		F FF 93 B SI 94 B CH 80 B CH 79 F SI 94 X FF 96 3-2 ② F8		B CH 80 F SI 93 B CH 80 B FF 96 F FF 95 C CH 80 3-3 ② K			2	0	0	0	0	1	3
4 Alfredo Amezaga, S (1, 8) OBP: 0.296, SLG: 0.271			X FF 93 0-0 ① P5		B CH 80 C CH 80 C CH 82 X SI 96 1-2 ③ F8		B CH 81 C CH 81 B SI 96 F CH 80 X CH 83 2-2 ③ G4-3			3	0	0	0	0	0	4
41 Chris Volstad, R (1, 1) OBP: 0.091, SLG: 0.091 25 Brett Carroll, R (6, PH) OBP: 0.167, SLG: 0.118 48 Hayden Penn, R (7, 1) 7 Ross Gload, L (8, PH) OBP: 0.383, SLG: 0.278 40 Kiko Calero, R (9, 1)			B FF 88 1 SAFE B FF 91 C FF 90 X SI 90 2-1 ②③ L4 1-2			F FF 94 B CH 79 S CH 80 F FF 96 X CH 81 1-2 ① P6		B FF 92 X SI 91 1-0 21 G4-6-3 1B		1 1 0 1 0	0 0 0 0 0	0 0 0 1 0	0 0 0 0 0	0 0 0 0 0	0 0 0 0 0	1 0 0 0 0
Inning Stats	R: 0 E: 0 K: 2 S: 9 H: 0 LOB: 0 BB: 0 P: 13	R: 0 E: 0 K: 1 S: 7 H: 0 LOB: 0 BB: 0 P: 12	R: 0 E: 0 K: 0 S: 4 H: 0 LOB: 0 BB: 0 P: 8	R: 0 E: 0 K: 0 S: 7 H: 1 LOB: 1 BB: 1 P: 14	R: 0 E: 0 K: 0 S: 10 H: 1 LOB: 1 BB: 0 P: 15	R: 0 E: 0 K: 2 S: 10 H: 0 LOB: 1 BB: 1 P: 17	R: 0 E: 0 K: 2 S: 11 H: 0 LOB: 2 BB: 2 P: 25	R: 0 E: 0 K: 0 S: 4 H: 1 LOB: 0 BB: 0 P: 6	R: 0 E: 0 K: 2 S: 7 H: 0 LOB: 0 BB: 0 P: 9	1B: 1 2B: 2 3B: 0 HR: 0	SF: 0 SAC: 0 DP: 1 HBP: 1					

PITCHER	IP	WLS	BF	H	R	ER	SO	BB	IBB	HBP	BLK	WP	HR	S	P	ERA	WHIP
36 Edinson Volquez, R (1, 1) ERA: 3.47	8.0	W	29	3	0	0	7	4	0	1	0	1	0	62	110	0.00	0.875
40 Nick Masset, R (9, 1) ERA: 1.64	1.0		3	0	0	0	2	0	0	0	0	0	0	7	9	0.00	0.000

PITCHER	IP	WLS	BF	H	R	ER	SO	BB	IBB	HBP	BLK	WP	HR	S	P	ERA	WHIP

livebaseballscorecards.com

AB	27
R	0
H	3
RBI	0
BB	4
SO	9
LOB	15

WP: 1 PA: 32
PB: 0
SB: 0
CS: 0

Milwaukee Brewers @ Cincinnati Reds

Great American Ball Park, Cincinnati, OH

Wed May 06 2009, 7:10 PM EDT

Att. 10,982 - Overcast - 60 F

livebaseballscorecards.com

Batter	1	2	3	4	5	6	7	8	9	AB	R	H	RBI	BB	SO	LOB
23 Rickie Weeks Jr., R (1, 4) OBP: 0.331, SLG: 0.491	C SL 74 B CU 68 B SL 73 B CU 71 X FF 87 3-1 2B	B SI 88 B SL 72 B CU 71 B SI 86 4-0 8 HR 30 1B 1-2 BB	B SI 83 B CH 72 B SL 74 C SI 80 X SI 81 3-1 1B		C SI 90 X CH 82 0-1 ① G6-3		C SL 82 F FC 87 B SI 88 B FC 88 F FC 88 S SL 82 2-3 ③ K		B FF 89 C FF 89 F FF 89 F FF 90 B FF 89 B FF 89 X FF 88 3-2 ② FC6-4 30 2B 8 1B 1-2f 2-3	5	2	2	0	1	1	2
30 Craig Counsell, L (1, 5) OBP: 0.426, SLG: 0.447 60 Todd Coffey, R (9, 1)	C FF 89 B SI 88 D SI 89 F CU 71 F FF 90 X FF 90 2-2 ① 25 BB 28 BB 1 1B 2-3 1B	X CU 71 0-0 8 HR 1-2 2-3 1B	B SI 85 C SI 83 F FF 82 B SI 83 S SC 65 2-3 ① K		C SI 91 X FC 89 0-1 ② P6			B CH 89 X CH 89 1-0 2B	X FF 88 0-0 8 1B 1-3 3-H 2B	6 0	3 0	4 0	1 0	0 0	1 0	1 0
8 Ryan Braun, R (1, 7) OBP: 0.431, SLG: 0.557	1 SAFE X FF 89 0-0 ② L4	B SI 88 S SI 88 F FF 87 F FF 86 F SI 88 X SL 76 1-2 1-H 2-H 3-H HR	C SI 84 B SC 67 C SC 68 S SC 67 1-3 ② K		B SI 90 B SI 91 C FC 89 S CU 76 X SI 90 2-2 ③ G5-3			B CH 90 X SL 84 1-0 1B	B FF 89 X FF 89 1-0 28 HR 2-H 3-H 1B	6	2	3	6	0	1	2
28 Prince Fielder, L (1, 3) OBP: 0.417, SLG: 0.485	B FF 90 B SI 89 B FF 89 C FF 88 F SI 88 B FF 90 4-2 25 BB 1 1B 1-2 BB	B SI 83 B SI 82 B SL 72 C SI 80 C SI 82 C SI 83 3-3 ① K	C SL 75 B SC 65 X FF 82 1-1 ③ G4-3			B SI 90 C CU 75 X SI 91 1-1 25 1B 1B		C CH 84 D SL 86 D FF 92 X FF 94 2-1 ① F5	C FC 87 D CH 79 F FF 88 D CH 81 X CH 88 2-2 1-H HR	5	2	2	2	1	1	3
25 Mike Cameron, R (1, 8) OBP: 0.402, SLG: 0.600 16 Chris Duffy, L (6, PR) OBP: 0.217, SLG: 0.150 (6, 8)	B SI 89 C SL 75 B SI 88 B SI 88 C SL 77 B CU 70 4-2 1 1B 7 HR 1-2 2-3 BB	C SL 73 C SL 74 B SI 84 X SC 67 1-2 1 FC6-4 1B	C SL 75 C SC 66 F SI 85 X SC 67 0-2 E5 7 1B 18 SF8			B SI 89 X CU 75 1-0 7 G1-6-3 1-2 1B		F FF 92 C FF 91 F FF 93 S SL 86 0-3 ② K	C FF 88 F FC 88 F CH 80 F FF 88 F CH 79 F FF 88 T CH 80 0-2 ③ K	3 2	2 0	2 0	0 0	1 0	0 2	0 2
1 Corey Hart, R (1, 9) OBP: 0.364, SLG: 0.472	C CU 69 D SL 77 X SI 88 1-1 7 HR 1-3 2-H 3-H 1B	C SL 74 S SC 67 B SC 62 B SI 84 X SI 82 2-2 ② FC6-4 18 BB 7 BB 1-2f			C SI 84 B SI 85 S CU 76 S SC 67 S SC 67 2-3 ① K	C SI 89 B CU 77 S CU 76 D CU 77 B CU 78 F CU 76 X SI 90 3-2 ① F4		B FF 92 B SL 86 S SL 85 B FF 93 S SL 85 F SL 86 X FF 94 3-2 ③ F9		5	1	1	2	0	1	6
7 J.J. Hardy, R (1, 6) OBP: 0.288, SLG: 0.363	B SL 73 B CU 70 C CU 68 B CU 70 X FF 88 3-1 1-H 3-H HR	B SL 76 B CH 74 B SL 73 B SI 80 4-0 18 BB 1-2 BB		B SL 73 X SI 83 1-0 2-3 1B		B SI 90 C CU 76 F CU 78 B FC 89 F FC 89 X CU 76 2-2 ② ③ G1-6-3 1-2f			B FF 90 C FF 89 C FF 90 S FF 91 1-3 ① K	4	1	2	3	1	1	2
18 Jason Kendall, R (1, 2) OBP: 0.316, SLG: 0.241 32 Carlos Corporán, S (8, 2) OBP: 1.000, SLG: 1.000	C FF 89 X FF 89 0-1 ③ G4-3	B SL 75 B SL 73 B SI 81 B SI 79 4-0 26 FC6-4 1-2 2-3 BB		C SL 75 F SI 85 X SC 68 0-2 ② SF8 3-H			C FC 86 B FC 86 X FC 85 1-1 27 G6-4-3 1B		F FF 90 B FF 91 F FF 90 X FF 91 1-2 23 FC6-4 14 1B 30 2B 1B	2 1	0 1	1 1	1 0	1 0	0 0	0 0
26 Manny Parra, L (1, 1) OBP: 0.083, SLG: 0.083 27 Brad Nelson, L (7, PH) 50 Jorge Julio, R (7, 1) 14 Casey McGehee, R (9, PH) OBP: 0.200, SLG: 0.200 (9, 5)	X SI 86 0-0 30 1B 8 HR 23 BB 1B C SI 84 X SL 74 0-1 ③ FC6-4 1-2f			B SI 84 F SI 82 C SL 74 X SL 75 1-2 ③ F8		B SI 86 C SI 87 B CH 82 X CH 83 2-1 ① ② G6-4-3 1-2f		B FF 89 B FF 90 B FF 90 C FF 89 X FF 90 3-1 23 FC6-4 1-2 1B	3 1 0 1	1 0 0 0	1 0 0 1	0 0 0 0	0 0 0 0	0 0 0 0	4 1 0 0

Inning Stats	1	2	3	4	5	6	7	8	9
	R: 5 E: 0 K: 0 S: 17	R: 4 E: 0 K: 1 S: 18	R: 0 E: 0 K: 2 S: 10	R: 1 E: 1 K: 1 S: 14	R: 0 E: 0 K: 0 S: 7	R: 0 E: 0 K: 0 S: 11	R: 0 E: 0 K: 1 S: 8	R: 0 E: 0 K: 1 S: 12	R: 5 E: 0 K: 2 S: 24
	H: 4 LOB: 0 BB: 2 P: 34	H: 4 LOB: 3 BB: 3 P: 37	H: 1 LOB: 1 BB: 0 P: 17	H: 1 LOB: 1 BB: 0 P: 18	H: 0 LOB: 0 BB: 0 P: 9	H: 2 LOB: 2 BB: 0 P: 18	H: 1 LOB: 0 BB: 0 P: 13	H: 2 LOB: 2 BB: 0 P: 19	H: 5 LOB: 0 BB: 0 P: 35

1B: 14	SF: 1	WP: 0	PA: 50
2B: 3	SAC: 0	PB: 0	
3B: 0	DP: 2	SB: 0	
HR: 3	HBP: 0	CS: 0	

PITCHER		IP	WLS	BF	H	R	ER	SO	BB	IBB	HBP	BLK	WP	HR	S	P	ERA	WHIP
61 Bronson Arroyo, R ERA: 7.15	(1, 1)	1.0	L	12	7	9	9	0	3	0	0	0	0	2	24	46	81.00	10.000
52 Daniel Herrera, L ERA: 2.31	(2, 1)	3.0		15	3	1	0	4	2	0	0	0	0	0	35	60	0.00	1.667
57 Mike Lincoln, R ERA: 10.22	(5, 1)	2.0		7	2	0	0	0	0	0	0	0	0	0	18	27	0.00	1.000
25 David Weathers, R ERA:	(7, 1)	1.0		3	1	0	0	1	0	0	0	0	0	0	8	13	0.00	1.000
48 Francisco Cordero, R ERA: 2.45	(8, 1)	1.0		5	2	0	0	1	0	0	0	0	0	0	12	19	0.00	2.000

PITCHER		IP	WLS	BF	H	R	ER	SO	BB	IBB	HBP	BLK	WP	HR	S	P	ERA	WHIP
7 Paul Janish, R ERA: 45.0	(9, 1)	1.0		8	5	5	5	2	0	0	0	0	0	1	24	35	45.00	5.000

AB	44
R	15
H	20
RBI	15
BB	5
SO	8
LOB	23

BOTTOM

Batter	1	2	3	4	5	6	7	8	9	AB	R	H	RBI	BB	SO	LOB
3 Willy Taveras, R (1, 8) OBP: 0.330, SLG: 0.330	C FF 88 B FF 90 B FF 89 X FS 87 2-1 ① **P5**		C FF 91 B CU 75 B FS 83 B FS 84 X FF 90 3-1 **15 1B 15 S 1B**	B FS 84 F FF 90 B FS 83 X FF 91 2-1 ③ **F9**		C CU 73 X FF 91 0-1 **1-H 2B**			B SI 94 C FF 94 B SL 86 F SL 85 B SI 94 T FF 93 3-2 ① **K**	3	0	1	0	0	0	3
57 Mike Lincoln, R (5, 1)										0	0	0	0	0	0	0
17 Laynce Nix, L (6, PH) (7, 8) OBP: 0.405, SLG: 0.676										2	0	1	1	0	1	0
15 Jerry Hairston, R (1, 5) (9, 6) OBP: 0.254, SLG: 0.278	B FF 88 X FF 90 1-0 ② **G6-3**		C FS 82 D FF 92 D FF 91 S FS 83 F FS 82 X FF 92 2-2 **19 BB 1-3 1B**		C FS 82 B FS 82 C FS 83 F CU 75 B FS 82 X FF 91 2-2 ① **F9**	F FS 84 X FS 84 0-1 ③ **P5**			F FF 94 B SL 83 F SI 93 B SL 86 X SI 94 2-2 ② **G5-3**	5	0	1	0	0	0	1
19 Joey Votto, L (1, 3) OBP: 0.466, SLG: 0.560	S FF 91 B FS 84 F FF 91 F FF 90 C FF 90 1-3 ③ **K**		F FF 90 B FF 91 B FF 92 B FS 84 D FF 92 4-1 **1-2 BB**		C CU 74 B CU 74 F FF 91 B FF 92 B FS 83 F FF 91 X FS 85 3-2 ② **G4-3**		X FF 94 0-0 ① **F8**		C SI 94 B SI 94 S SI 93 B SI 94 F FF 94 S SL 85 2-3 ③ **K2-3**	2	0	0	0	1	1	0
23 Adam Rosales, R (6, 3) OBP: 0.333, SLG: 0.240										2	0	0	0	0	1	0
(9, 5)																
4 Brandon Phillips, R (1, 4) OBP: 0.306, SLG: 0.423		C FF 89 C FS 82 X FF 93 0-2 **16 32 G5-4-3 PB 1B**	B FS 83 S FS 82 X FF 91 1-1 ③ **P3**		B FS 83 B FF 92 F FF 91 B FS 82 X FF 91 3-1 **HR**		B FF 94 C FF 93 S SL 86 X SL 85 1-2 ② **G6-3**			4	1	2	1	0	0	3
32 Jay Bruce, L (1, 9) OBP: 0.353, SLG: 0.533		B FF 90 B FF 91 B FF 90 B FF 91 4-0 **16 G5-4-3 1-2 BB**		C FF 89 S CU 74 B CU 73 B FF 92 F CU 74 T FS 84 2-2 ① **K**	C CU 74 X FF 91 0-1 **1B**		B CH 87 X FF 94 1-0 **HR**			3	1	2	1	1	1	0
16 Darnell McDonald, R (1, 7) OBP: 0.290, SLG: 0.310		B FF 91 X FF 89 1-0 ① ② **G5-4-3 1-2f 2-3**		C FS 84 X FF 92 0-1 **21 BB 29 1B 1B**	S FS 86 F FS 84 S FS 82 0-3 ③ **K**		B SL 83 C SL 80 X FF 94 1-1 ③ **G5-3**			4	0	1	0	0	1	3
29 Ryan Hanigan, R (1, 2) OBP: 0.440, SLG: 0.409		B FF 91 C FS 83 B FF 91 B FS 84 X FF 91 3-1 ③ **F8**		D FF 92 X FF 90 1-0 **21 BB 1-2 1B**		C FS 87 B FS 81 B FS 82 X FF 89 2-1 ① **L8**		B SI 94 X SI 94 1-0 ① **G5-3**		4	0	1	0	0	0	1
7 Paul Janish, R (1, 6) (9, 1) OBP: 0.391, SLG: 0.381			B FF 88 F FF 89 F FF 91 F FS 83 S FS 82 1-3 ① **K**	B FF 90 B FF 90 B FF 89 C FF 90 X FF 89 3-1 ② **F8**		B FF 90 X FF 88 1-0 ② **F8**		X FF 94 0-0 ② **F7**		4	0	0	0	0	1	2
61 Bronson Arroyo, R (1, 1) 52 Daniel Herrera, L (2, 1) 21 Chris Dickerson, L (4, PH) (5, 8) OBP: 0.342, SLG: 0.317 25 David Weathers, R (7, 1) 48 Francisco Cordero, R (8, 1) 55 Ramon Hernandez, R (8, PH) (9, 3) OBP: 0.318, SLG: 0.354			C FF 90 C FF 90 S CU 75 0-3 ② **K**	B FF 90 F FF 92 C CU 74 B CU 74 B FS 84 B FF 91 4-2 **1-2 2-3 BB**		S FF 91 B CU 76 B FF 91 C FF 90 B CU 75 F FF 90 F FF 90 F FF 91 B FF 90 4-2 **17 2B BB**		B FF 95 F FF 93 B SL 84 F FF 94 S SL 85 2-3 ③ **K**		0 0 0 0 0 0 0 1 0 0 0 0 1 0 0 1 0 0 2 0 0 0 0 0 0 0 0 0 0 0 0 0 0 0 0 1 0 0 0 0 1 0						
Inning Stats	R: 0 H: 0 E: 0 LOB: 0 K: 1 BB: 0 S: 7 P: 11	R: 0 H: 1 E: 0 LOB: 1 K: 0 BB: 1 S: 6 P: 14	R: 0 H: 2 E: 0 LOB: 3 K: 2 BB: 1 S: 16 P: 27	R: 0 H: 2 E: 0 LOB: 3 K: 1 BB: 1 S: 13 P: 25	R: 1 H: 2 E: 0 LOB: 1 K: 1 BB: 0 S: 15 P: 23	R: 1 H: 1 E: 0 LOB: 1 K: 0 BB: 1 S: 12 P: 19	R: 1 H: 1 E: 0 LOB: 0 K: 0 BB: 0 S: 7 P: 10	R: 0 H: 0 E: 0 LOB: 0 K: 1 BB: 0 S: 5 P: 8	R: 0 H: 0 E: 0 LOB: 0 K: 2 BB: 0 S: 10 P: 17	1B: 6 2B: 1 3B: 0 HR: 2	SF: 0 SAC: 0 DP: 1 HBP: 0			WP: 0 PB: 1 SB: 1 CS: 0	PA: 39		

PITCHER	IP	WLS	BF	H	R	ER	SO	BB	IBB	HBP	BLK	WP	HR	S	P	ERA	WHIP
26 Manny Parra, L (1, 1) ERA: 4.88	6.0	W	29	8	2	2	5	4	0	0	0	0	1	69	119	3.00	2.000
50 Jorge Julio, R (7, 1) ERA: 6.3	2.0		7	1	1	1	1	0	0	0	0	0	1	12	18	4.50	0.500
60 Todd Coffey, R (9, 1) ERA: 3.52	1.0		3	0	0	0	2	0	0	0	0	0	0	10	17	0.00	0.000

PITCHER	IP	WLS	BF	H	R	ER	SO	BB	IBB	HBP	BLK	WP	HR	S	P	ERA	WHIP

Milwaukee Brewers @ Cincinnati Reds

Great American Ball Park, Cincinnati, OH

Wed May 06 2009, 7:10 PM EDT

Att. 10,982 - Overcast - 60 F

livebaseballscorecards.com

AB	35
R	3
H	9
RBI	3
BB	4
SO	8
LOB	13

Milwaukee Brewers @ Cincinnati Reds

Great American Ball Park, Cincinnati, OH

Thu May 07 2009, 7:10 PM EDT
Att. 14,724 - Partly Cloudy - 72 F

TOP

livebaseballscorecards.com

Batter	1	2	3	4	5	6	7	8	9	AB	R	H	RBI	BB	SO	LOB
23 Rickie Weeks Jr., R (1, 4) OBP: 0.328, SLG: 0.483	F8			8 1B 1 E 28 2B 1B	K		K 1-2			4	1	1	0	0	2	1
1 Corey Hart, R (1, 9) OBP: 0.352, SLG: 0.455	K			FC5 8 1B 28 2B 1-2		F8	L7			4	1	0	0	0	1	2
8 Ryan Braun, R (1, 7) OBP: 0.433, SLG: 0.554	L6			28 2B 25 G4-3 1B 1-2 2-3		28 1B 25 G4-3 1B		K		4	2	2	0	0	1	0
28 Prince Fielder, L (1, 3) OBP: 0.435, SLG: 0.510		25 FC6-4 1B		25 G4-3 2B 1-3 2-H 3-H		7 2B 25 G4-3 1B 1-3		BB		3	1	3	2	1	0	0
25 Mike Cameron, R (1, 8) OBP: 0.388, SLG: 0.576		FC6-4 7 G6-4-3 1-2f		G4-3 2-3 3-H		G4-3 1-2 3-H		K		4	0	0	2	0	1	4
7 J.J. Hardy, R (1, 6) OBP: 0.287, SLG: 0.368		G6-4-3 1-2f		K		2B 2-H		K		4	0	1	1	0	2	3
2 Bill Hall, R (1, 5) OBP: 0.359, SLG: 0.482 73 Seth McClung, L (4, 1) 16 Chris Duffy, L (6, PH) OBP: 0.208, SLG: 0.143 45 Mark DiFelice, R (6, 1) 57 Mitch Stetter, L (7, 1) 50 Jorge Julio, R (8, 1) 27 Brad Nelson, L (9, PH)			18 G6-4-3 BB	K	F8				F9	1 0 1 0 0 0 0 1	0 0 0 0 0 0 0 0	0 0 0 0 0 0 0 0	0 0 0 0 0 0 0 0	1 0 0 0 0 0 0 0	1 0 0 0 0 0 0 0	1 0 1 0 0 0 0 0
18 Jason Kendall, R (1, 2) OBP: 0.303, SLG: 0.229			G6-4-3 1-2f	G5-3			K		K	4	0	0	0	0	2	1
41 Braden Looper, R (1, 1) 30 Craig Counsell, L (4, 5) OBP: 0.421, SLG: 0.429			G2	L8			BB 23 WP 4-1		L3	1 2	0 0	0 0	0 1	0 0	0 0	0 0

	AB	33
	R	5
	H	7
	RBI	5
	BB	3
	SO	10
	LOB	13

Inning Stats																		
	R: 0	H: 0		R: 0	H: 1		R: 0	H: 0		R: 3	H: 3		R: 0	H: 0		R: 2	H: 3	
	E: 0	LOB: 0		E: 0	LOB: 0		E: 0	LOB: 0		E: 1	LOB: 1		K: 1	LOB: 0		K: 0	LOB: 1	
	K: 1	BB: 0		K: 0	BB: 0		K: 0	BB: 1		K: 2	BB: 0		S: 9	BB: 0		S: 16	BB: 0	
	S: 7	P: 11		S: 10	P: 14		S: 8	P: 14		S: 17	P: 25			P: 15			P: 21	

	R: 0	H: 0		R: 0	H: 0		R: 0	H: 0		1B: 5	SF: 0		WP: 1	PA: 36
	E: 0	LOB: 1		E: 0	LOB: 0		K: 1	BB: 0		2B: 2	SAC: 0		PB: 0	
	K: 2	BB: 1		K: 3	BB: 1		S: 5	P: 7		3B: 0	DP: 2		SB: 0	
	S: 8	P: 19		S: 12	P: 17					HR: 0	HBP: 0		CS: 0	

PITCHER	IP	WLS	BF	H	R	ER	SO	BB	IBB	HBP	BLK	WP	HR	S	P	ERA	WHIP
33 Micah Owings, R (1, 1) ERA: 5.08	6.0	W	25	7	5	4	4	1	0	0	0	0	0	67	100	6.00	1.333
40 Nick Masset, R (7, 1) ERA: 1.46	1.1	H	5	0	0	0	3	1	0	0	0	1	0	11	22	0.00	0.750
53 Arthur Rhodes, L (8, 1) ERA:	0.2	H	3	0	0	0	2	1	0	0	0	0	0	9	14	0.00	1.500
48 Francisco Cordero, R (9, 1) ERA: 2.25	1.0	S	3	0	0	0	1	0	0	0	0	0	0	5	7	0.00	0.000

PITCHER	IP	WLS	BF	H	R	ER	SO	BB	IBB	HBP	BLK	WP	HR	S	P	ERA	WHIP

Milwaukee Brewers @ Cincinnati Reds

Great American Ball Park, Cincinnati, OH

Thu May 07 2009, 7:10 PM EDT

Att. 14,724 - Partly Cloudy - 72 F

BOTTOM

Batter	1	2	3	4	5	6	7	8	9	AB	R	H	RBI	BB	SO	LOB
3 Willy Taveras, R (1, 8) OBP: 0.333, SLG: 0.358	G6-3		HR	BB		F8		L4		4	1	1	1	1	0	1
15 Jerry Hairston, R (1, 4) OBP: 0.254, SLG: 0.276	L7		K	1B		G5-3				4	0	1	0	0	1	0
32 Jay Bruce, L (1, 9) OBP: 0.358, SLG: 0.559	HR		BB	P5			G3			3	2	1	1	1	0	2
55 Ramon Hernandez, R (1, 3) OBP: 0.337, SLG: 0.366	1B		1B	F8			HBP			3	0	2	0	0	0	2
17 Laynce Nix, L (1, 7) OBP: 0.390, SLG: 0.676	K		SF8	2B			F9			3	1	1	1	0	1	2
23 Adam Rosales, R (1, 5) OBP: 0.303, SLG: 0.214		L4	L5	SH1-3			F8			3	0	0	0	0	0	2
29 Ryan Hanigan, R (1, 2) OBP: 0.379, SLG: 0.360		F9	G6-3	SF8				G4-3		3	0	0	1	0	0	0
7 Paul Janish, R (1, 6) OBP: 0.444, SLG: 0.458		2B	1B	L9				BB		3	1	2	0	1	0	0
33 Micah Owings, R (1, 1) OBP: 0.294, SLG: 0.588		G5-3	3B			P5		F7		3	1	1	1	0	0	1
40 Nick Masset, R (7, 1)										0	0	0	0	0	0	0
53 Arthur Rhodes, L (8, 1)										0	0	0	0	0	0	0
21 Chris Dickerson, L (8, PH) OBP: 0.338, SLG: 0.311										1	0	0	0	0	0	1
48 Francisco Cordero, R (9, 1)										0	0	0	0	0	0	0
Inning Stats	R: 1 E: 0 K: 1 S: 13 H: 2 LOB: 1 BB: 0 P: 21	R: 0 E: 0 K: 0 S: 12 H: 1 LOB: 1 BB: 0 P: 20	R: 2 E: 0 K: 1 S: 10 H: 2 LOB: 1 BB: 1 P: 19	R: 2 E: 0 K: 0 S: 14 H: 3 LOB: 2 BB: 1 P: 25	R: 1 E: 0 K: 0 S: 8 H: 1 LOB: 0 BB: 0 P: 13	R: 0 E: 0 K: 0 S: 10 H: 0 LOB: 0 BB: 0 P: 12	R: 0 E: 0 K: 0 S: 7 H: 0 LOB: 1 BB: 0 P: 16	R: 0 E: 0 K: 0 S: 8 H: 0 LOB: 1 BB: 1 P: 17		1B: 4 2B: 2 3B: 1 HR: 2 SF: 2 SAC: 1 DP: 0 HBP: 1						

livebaseballscorecards.com

AB	30
R	6
H	9
RBI	5
BB	3
SO	2
LOB	11

WP: 2 PB: 0 SB: 0 CS: 0 PA: 37

PITCHER		IP	WLS	BF	H	R	ER	SO	BB	IBB	HBP	BLK	WP	HR	S	P	ERA	WHIP
41 Braden Looper, R ERA: 4.18	(1, 1)	3.1	L	20	8	5	5	2	2	0	0	0	1	2	44	75	13.50	3.000
73 Seth McClung, R ERA: 3.45	(4, 1)	1.2		6	1	1	1	0	0	0	0	0	0	0	13	23	5.40	0.600
45 Mark DiFelice, R ERA: 1.32	(6, 1)	1.0		3	0	0	0	0	0	0	0	0	0	0	10	12	0.00	0.000
57 Mitch Stetter, L ERA: 3.48	(7, 1)	1.0		4	0	0	0	0	0	0	1	0	0	0	7	16	0.00	0.000
50 Jorge Julio, R ERA: 5.73	(8, 1)	1.0		4	0	0	0	0	1	0	0	0	1	0	8	17	0.00	1.000

PITCHER	IP	WLS	BF	H	R	ER	SO	BB	IBB	HBP	BLK	WP	HR	S	P	ERA	WHIP

TOP

St. Louis Cardinals @ Cincinnati Reds

Great American Ball Park, Cincinnati, OH

Fri May 08 2009, 7:10 PM EDT

Att. 18,016 - Rain - 66 F

livebaseballscorecards.com

Batter	1	2	3	4	5	6	7	8	9	AB	R	H	RBI	BB	SO	LOB
55 Skip Schumaker, L (1, 4) OBP: 0.356, SLG: 0.366 33 Shane Robinson, R (8, PH) (8, 8)	C FF 90 X SL 85 0-1 F9	C FF 91 B FF 93 X FF 93 1-1 1B	X FF 93 0-0 L1-3					B FF 91 B FF 90 C FF 90 S FF 92 F FF 91 B FF 91 F FF 91 F FF 92 X FF 91 3-2 F9	B FF 95 F FF 96 C FF 95 B SL 89 B SL 88 X FF 95 3-2 G6-3	3 2	0 0	1 0	0 0	0 0	0 0	2 0
28 Colby Rasmus, L (1, 8) OBP: 0.337, SLG: 0.338 27 Tyler Greene, R (8, PH) OBP: 0.278, SLG: 0.471 (8, 4)	C FF 91 F FF 89 F FF 90 B SL 83 B SL 85 F FF 91 F SL 83 F SL 88 B FF 91 3-3 K	B SL 83 C FF 91 B CH 82 S SL 84 F SL 86 B FF 93 F SL 86 F FF 93 F FF 93 3-2 X SI 82 F8	B CH 83 X FF 92 1-0 L8				X FF 87 0-0 HR			3 1	0 1	0 1	0 1	0 0	1 0	1 0
5 Albert Pujols, R (1, 3) OBP: 0.446, SLG: 0.705	X FF 93 0-0 F7			C FF 92 B FF 93 S FF 95 S SL 89 1-3 K		C FF 95 T FF 93 X SL 89 0-2 G6-3		F FF 87 S CH 85 B SI 88 X SL 82 1-2 G6-3		4	0	0	0	0	1	0
47 Ryan Ludwick, R (1, 9) OBP: 0.343, SLG: 0.536		F FF 90 B SL 86 C FF 92 F FF 92 B FF 91 B SL 86 F SL 86 B FF 94 4-2 BB		B SL 88 C SL 88 B SL 88 X FF 93 2-1 F8		C FF 94 B FF 93 X SL 88 1-1 G4-3		B SL 84 B CH 83 B CH 83 C SI 88 B FC 89 4-1 16 S 16 2B BB		2	1	0	0	2	0	0
16 Chris Duncan, L (1, 7) OBP: 0.375, SLG: 0.516		B FF 90 X FF 89 1-0 L7		S CH 86 B SL 87 B CH 85 S SL 87 X SL 87 2-2 P5			C FF 92 X CH 85 0-1 3 1B 4 1B 22 G4-6-3 1B	F FC 88 B CH 83 B CH 84 B FF 88 X CH 84 3-1 1-H 4 1B 2B		4	2	2	1	0	0	1
4 Yadier Molina, R (1, 2) OBP: 0.390, SLG: 0.484		B FF 92 B SL 82 C FF 91 F FF 91 F FF 92 F FF 92 F FF 92 B SL 86 X SL 85 3-2 F9			B FF 94 C SL 87 B SL 87 B FF 93 S FF 93 S FF 93 3-3 K		F SL 84 X FF 92 0-1 22 G4-6-3 1-2 1B	C SL 82 F FC 88 B SI 89 F SI 88 F FF 88 B SI 87 X SL 83 2-2 2-H 1B		4	0	2	1	0	1	1
3 Khalil Greene, R (1, 6) OBP: 0.333, SLG: 0.368		X FF 92 0-0 F7			C SL 87 T SL 85 X SL 88 0-2 35 SH2-4 2B		S SL 88 X SL 85 0-1 22 G4-6-3 1-2 2-3 1B	B SL 85 1 SAFE S SL 84 D SL 83 F FC 90 X SL 80 2-2 P6		4	0	2	0	0	0	2
22 Joe Thurston, L (1, 5) OBP: 0.352, SLG: 0.432			B FF 90 C CH 82 X SL 83 1-1 G6-3		B CH 80 B FF 92 B SL 83 D SI 92 4-0 35 SH2-4 BB		X FF 94 0-0 G4-6-3 1-2f 2-3 3-H		F FF 94 B FF 95 S SL 86 B SL 88 B FF 96 F SL 87 B FF 95 4-2 21 CS BB	2	0	0	0	2	0	2
35 Joel Pineiro, R (1, 1) OBP: 0.286, SLG: 0.091 23 Brian Barden, R (7, PH) OBP: 0.345, SLG: 0.500 34 Chris Perez, R (7, 1) 48 Brad Thompson, R (8, 1) OBP: 1.000, SLG: 1.000 21 Jason LaRue, R (9, PH) OBP: 0.474, SLG: 0.647			C FF 90 X SL 87 0-1 F9		X FF 91 0-0 SH2-4 1-2 2-3		C FF 95 B FF 95 F FF 93 X SL 89 1-2 F9		F SL 88 B FF 95 B FF 96 S FF 95 S FF 95 2-3 1-2 K	1 1 0 0 1	0 0 0 0 0	0 0 0 0 0	0 0 0 0 1	0 0 0 0 1	0 1 0 0 1	0 1 0 0 1
Inning Stats	R: 0 E: 0 K: 1 S: 10 H: 0 LOB: 0 BB: 0 P: 13	R: 0 E: 0 K: 0 S: 12 H: 0 LOB: 1 BB: 1 P: 20	R: 0 E: 0 K: 0 S: 13 H: 1 LOB: 1 BB: 0 P: 18	R: 0 E: 0 K: 1 S: 8 H: 0 LOB: 0 BB: 0 P: 13	R: 0 E: 0 K: 1 S: 8 H: 1 LOB: 2 BB: 1 P: 15	R: 0 E: 0 K: 0 S: 6 H: 0 LOB: 0 BB: 0 P: 8	R: 1 E: 0 K: 0 S: 10 H: 3 LOB: 1 BB: 0 P: 11	R: 3 E: 0 K: 0 S: 21 H: 3 LOB: 1 BB: 1 P: 36	R: 0 E: 0 K: 1 S: 9 H: 0 LOB: 0 BB: 1 P: 18	1B: 5 2B: 2 3B: 0 HR: 1 SF: 0 SAC: 1 DP: 1 HBP: 0						

	AB	32
	R	4
	H	8
	RBI	3
	BB	4
	SO	4
	LOB	11

WP: 0 PA: 37
PB: 0
SB: 1
CS: 1

PITCHER		IP	WLS	BF	H	R	ER	SO	BB	IBB	HBP	BLK	WP	HR	S	P	ERA	WHIP
47 Johnny Cueto, R ERA: 1.59	(1, 1)	7.0	W	27	5	1	1	3	2	0	0	0	0	0	67	98	1.29	1.000
53 Arthur Rhodes, L ERA:	(8, 1)	0.1		1	0	0	0	0	0	0	0	0	0	0	6	9	0.00	0.000
25 David Weathers, R ERA: 2.89	(8, 1)	0.1		5	3	3	3	0	1	0	0	0	0	1	12	22	81.00	12.000
51 Jared Burton, R ERA: 6.08	(8, 1)	0.1	H	1	0	0	0	0	0	0	0	0	0	0	3	5	0.00	0.000
48 Francisco Cordero, R ERA: 2.08	(9, 1)	1.0	S	3	0	0	0	1	1	0	0	0	0	0	9	18	0.00	1.000

PITCHER		IP	WLS	BF	H	R	ER	SO	BB	IBB	HBP	BLK	WP	HR	S	P	ERA	WHIP

Batter	1	2	3	4	5	6	7	8	9	AB	R	H	RBI	BB	SO	LOB
3 Willy Taveras, R (1, 8) OBP: 0.348, SLG: 0.367	B FF 89 F SI 88 B FF 88 X FF 87 2-1 15 2B 1B	F FF 89 D CU 78 B FF 88 F FF 88 B SI 89 F FF 90 X SI 90 3-2 15 1B 2-3 3-H 1B		C CU 76 F CU 77 B FF 87 X CH 82 1-2 ③ FC5-4 1-2f			C SL 83 B SL 84 F FF 94 D SL 86 B SL 83 B SL 83 4-2 55 PB 32 1B 2-3 BB			3	1	2	1	1	0	1
15 Jerry Hairston, R (1, 4) OBP: 0.269, SLG: 0.306	C SI 88 1 SAFE L SI 86 B FF 87 1 SAFE F SL 82 B FF 87 F FF 88 1 SAFE 3-2 B FF 88 X FF 88 32 G4-3 55 1B 1-H 2B	B SI 89 C FF 87 X CU 78 1-1 32 L3 1-3 3-H 1B			B FF 86 C FF 86 F FF 87 X CH 82 1-2 ① G5-3		X FF 92 0-0 ② P2			4	1	2	2	0	0	2
32 Jay Bruce, L (1, 9) OBP: 0.355, SLG: 0.546	B FF 87 X FF 88 1-0 ① G4-3 2-3	C SI 88 B CH 82 X FF 88 1-1 ②③ L3 1-1			B CU 74 B FF 87 C FF 86 S CH 81 X FF 87 2-2 ② F8		X FF 93 0-0 55 PB 1-2 3-H 1B			4	0	1	1	0	0	3
55 Ramon Hernandez, R (1, 3) OBP: 0.344, SLG: 0.365	X SL 85 0-0 17 G4-6-3 3-H 1B	B FF 87 C FF 86 S CH 82 F CH 82 B FF 87 X SI 88 2-2 ① G6-3			F CU 75 S CH 81 B CU 77 C FF 87 1-3 ③ K		C SL 83 B FF 94 B SL 83 B FF 93 B SL 82 4-1 1-2 2-3 BB			3	0	1	1	1	1	0
17 Laynce Nix, L (1, 7) OBP: 0.356, SLG: 0.610	C FF 88 X CH 82 0-1 ②③ G4-6-3 1-2f	C CU 74 X SI 87 0-1 ② F7				X CH 80 0-0 ① G3-1	F SL 83 B FF 93 F FF 92 B SL 83 X SL 83 2-2 ③ G1-3			4	0	0	0	0	0	4
23 Adam Rosales, R (1, 5) OBP: 0.324, SLG: 0.250		C FF 87 F FF 87 X SL 82 0-2 29 1B 47 SH 1B	C SI 87 B CU 78 F FF 87 F FF 88 B SI 89 F SI 88 X CH 81 2-2 ③ P2			B SI 86 X FF 85 1-0 ② F8		C CH 86 B SI 88 X SI 86 1-1 29 SH1-4 1B		4	1	2	0	0	0	0
29 Ryan Hanigan, R (1, 2) OBP: 0.406, SLG: 0.393		C FF 87 X FF 87 0-1 47 SH 3 1B 1-3 1B		C CU 73 B SI 87 X SI 86 1-1 3 FC5-4 1B		C CU 73 B SL 82 C CH 82 B CH 81 B FF 90 X SL 82 3-2 ③ G6-3		1 SAFE B SI 86 X CH 86 1-0 ① SH1-4 1-2		3	1	2	0	0	0	0
7 Paul Janish, R (1, 6) OBP: 0.419, SLG: 0.464		B FF 87 F SI 88 C FF 88 S FF 89 1-3 ① K		F FF 85 B SI 87 S SI 86 F FF 86 X CH 82 1-2 ① P6			C FF 93 B FF 93 B FF 92 X FF 94 2-1 47 FC3-5 2B	C SL 78 F SI 87 B CU 78 F CU 76 F CU 78 F SI 88 X CU 75 1-2 ② G5-3		4	0	1	0	0	1	4
47 Johnny Cueto, R (1, 1) OBP: 0.167, SLG: 0.167 53 Arthur Rhodes, L (8, 1) 25 David Weathers, R (8, 1) 51 Jared Burton, R (8, 1) 21 Chris Dickerson, L (8, PH) OBP: 0.333, SLG: 0.306 48 Francisco Cordero, R (9, 1)	X SI 89 0-0 SH 3 1B 15 1B 1-3 3-H			L FF 87 B SI 88 L SI 88 D SI 89 L SI 89 2-3 ② K		M L FF 93 F X 0-2 ① FC3-5 3 WP 32 1B 2-3	F CH 80 B SI 86 F CH 82 B CH 82 F SI 87 T CH 82 2-2 ③ K		2 0 0 0 1 0	2 0 0 0 0 0	0 0 0 0 0 0	1 0 0 0 0 0	0 0 0 0 1 0	1 0 0 0 1 0	2 0 0 0 1 0
Inning Stats	R: 2 E: 0 K: 0 S: 11 H: 3 LOB: 0 BB: 0 P: 17	R: 3 E: 1 K: 1 S: 17 H: 4 LOB: 1 BB: 0 P: 23	R: 0 E: 0 K: 0 S: 11 H: 0 LOB: 0 BB: 0 P: 15	R: 0 E: 0 K: 1 S: 12 H: 1 LOB: 1 BB: 0 P: 17	R: 0 E: 0 K: 1 S: 9 H: 0 LOB: 0 BB: 0 P: 13	R: 0 E: 0 K: 0 S: 5 H: 0 LOB: 0 BB: 0 P: 9	R: 1 E: 0 K: 0 S: 14 H: 2 LOB: 3 BB: 2 P: 26	R: 0 E: 0 K: 1 S: 13 H: 1 LOB: 1 BB: 0 P: 18		1B: 9 2B: 3 3B: 0 HR: 0 SF: 0 SAC: 2 DP: 2 HBP: 0						

PITCHER		IP	WLS	BF	H	R	ER	SO	BB	IBB	HBP	BLK	WP	HR	S	P	ERA	WHIP
35 Joel Pineiro, R ERA: 3.66	(1, 1)	6.0	L	25	8	5	4	3	0	0	0	0	0	0	65	94	6.00	1.333
34 Chris Perez, R ERA: 3.0	(7, 1)	1.0		7	2	1	1	0	2	0	0	0	1	0	14	26	9.00	4.000
48 Brad Thompson, R ERA: 5.59	(8, 1)	1.0		4	1	0	0	1	0	0	0	0	0	0	13	18	0.00	1.000

PITCHER	IP	WLS	BF	H	R	ER	SO	BB	IBB	HBP	BLK	WP	HR	S	P	ERA	WHIP

BOTTOM

St. Louis Cardinals @ Cincinnati Reds

Great American Ball Park, Cincinnati, OH

Fri May 08 2009, 7:10 PM EDT
Att. 18,016 - Rain - 66 F

livebaseballscorecards.com

AB	32
R	6
H	11
RBI	6
BB	2
SO	4
LOB	17

Batter	1	2	3	4	5	6	7	8	9	AB	R	H	RBI	BB	SO	LOB
55 Skip Schumaker, L (1, 4) OBP: 0.361, SLG: 0.381	X FF 89 0-0 28 1B 1B		B FF 89 X CH 82 1-0 47 HR 2B		B FF 86 C FF 88 F FF 89 B FF 89 X 2-2 ① F7		X FF 90 0-0 ② G3 1-2 2-3			4	1	2	0	0	0	2
28 Colby Rasmus, L (1, 8) OBP: 0.333, SLG: 0.333	1 SAFE B FF 90 X SI 90 1-0 1-2 1B		S SL 80 C FF 91 C FF 91 0-3 ① K		B FF 90 F FF 88 B FF 88 X FF 90 2-1 ② F9		B FF 91 B FF 91 S FF 91 B FF 92 X FF 90 3-1 E3 2-3 3-H			4	0	1	0	0	1	2
5 Albert Pujols, R (1, 3) OBP: 0.433, SLG: 0.679	B FF 89 X FF 88 1-0 ① F6		F FF 91 C FF 91 F SL 82 B FF 92 X FF 92 1-2 ② L8		B SL 83 C FF 90 C FF 90 B SL 82 S SL 81 2-3 ③ K		X FF 91 0-0 ③ P2			4	0	0	0	0	1	5
47 Ryan Ludwick, R (1, 9) OBP: 0.339, SLG: 0.554	C SL 82 F FF 91 F FF 91 F FF 92 F SL 81 F FF 92 B FF 91 C FF 92 1-3 ② K		C FF 92 B SL 79 C FF 92 B FF 92 B SL 81 B FF 93 F FF 92 X FF 92 3-2 2-H HR			B FF 88 S SL 80 X FF 89 1-1 ① F9		C FF 88 X SL 81 0-1 ① F9		4	1	1	2	0	1	2
16 Chris Duncan, L (1, 7) OBP: 0.371, SLG: 0.505	C FF 91 B FF 91 C FF 90 B SL 80 S FF 92 2-3 ③ K		X FF 91 0-0 ③ F7			C CU 72 B SL 80 B SL 79 X FF 90 2-1 4 F9-3 1B		C SL 80 X CH 83 0-1 ② L6		4	0	1	0	0	1	2
4 Yadier Molina, R (1, 2) OBP: 0.394, SLG: 0.479 21 Jason LaRue, R (8, 2) OBP: 0.474, SLG: 0.647		C FF 88 B FF 88 B FF 89 B SL 82 C FF 89 F FF 90 X FF 90 3-2 3 G6-3 1B		B FF 88 B SL 80 B FF 88 B FF 87 4-0 BB		1 SAFE 1 SAFE B FF 89 1 SAFE S FF 90 X SL 80 1-1 ②③ F9-3 1-1		B SL 81 F FF 86 S SL 82 B FF 88 X FC 87 2-2 ③ P6		3 0	0 0	1 0	0 0	1 0	0 0	1 0
3 Khalil Greene, R (1, 6) OBP: 0.330, SLG: 0.363		B FF 90 B SL 82 X FF 91 2-0 ① G6-3 1-2	C FF 89 X FF 89 0-1 ① L5				C SL 80 B SL 80 X FF 88 1-1 55 G3 22 E 28 E 1B		B FF 93 B FF 92 B FF 92 C FC 92 X FF 92 3-1 ① F7	4	1	1	0	0	0	2
22 Joe Thurston, L (1, 5) OBP: 0.337, SLG: 0.412		B FF 89 B CH 82 C CU 74 S FF 90 C SL 82 2-3 ② K	S FF 88 C FF 89 S FF 91 0-3 ② K				B CU 70 F FF 88 S SL 80 X SL 79 1-2 28 E 55 G3 E1 1-2		X FF 92 0-0 ② F8	4	0	0	0	0	2	3
26 Kyle Lohse, R (1, 1) OBP: 0.286, SLG: 0.231 27 Tyler Greene, R (7, PH) OBP: 0.263, SLG: 0.444 36 Dennys Reyes, R (7, 1) 30 Jason Motte, R (7, 1) 54 Blaine Boyer, R (8, 1) 33 Shane Robinson, R (9, PH)		S FF 90 X SL 82 0-1 ③ G6-3	X FF 89 0-0 ③ G4-3				B SL 81 S SL 81 B SL 80 S FF 92 C SL 81 2-3 ① K		F FF 93 B FS 90 B FF 92 F FF 92 C SL 83 2-3 ③ K	2 1 0 0 0 0	0 0 0 0 0 0	0 0 0 0 0 0	0 0 0 0 0 0	0 1 0 0 0 1	0 0 0 0 0 0	2 2 0 0 0 0
Inning Stats	R: 0 E: 0 K: 2 S: 13 H: 2 LOB: 2 BB: 0 P: 18	R: 0 E: 0 K: 1 S: 10 H: 1 LOB: 1 BB: 0 P: 17	R: 2 E: 0 K: 1 S: 14 H: 2 LOB: 0 BB: 0 P: 19	R: 0 E: 0 K: 1 S: 6 H: 0 LOB: 1 BB: 1 P: 10	R: 0 E: 0 K: 1 S: 8 H: 0 LOB: 0 BB: 0 P: 14	R: 0 E: 0 K: 0 S: 6 H: 1 LOB: 0 BB: 0 P: 10	R: 1 E: 2 K: 1 S: 12 H: 1 LOB: 2 BB: 0 P: 19	R: 0 E: 0 K: 0 S: 7 H: 0 LOB: 0 BB: 0 P: 9	R: 0 E: 0 K: 1 S: 6 H: 0 LOB: 0 BB: 0 P: 11	1B: 5 2B: 2 3B: 0 HR: 1 SF: 0 SAC: 0 DP: 1 HBP: 0						

PITCHER		IP	WLS	BF	H	R	ER	SO	BB	IBB	HBP	BLK	WP	HR	S	P	ERA	WHIP
39 Aaron Harang, R ERA: 2.93	(1, 1)	7.0	W	30	7	3	2	7	1	0	0	0	0	1	69	107	2.57	1.143
25 David Weathers, R ERA: 2.61	(8, 1)	1.0		3	0	0	0	0	0	0	0	0	0	0	7	9	0.00	0.000
40 Nick Masset, R ERA: 1.35	(9, 1)	1.0		3	0	0	0	1	0	0	0	0	0	0	6	11	0.00	0.000

PITCHER	IP	WLS	BF	H	R	ER	SO	BB	IBB	HBP	BLK	WP	HR	S	P	ERA	WHIP

TOP

St. Louis Cardinals @ Cincinnati Reds

Great American Ball Park, Cincinnati, OH

Sat May 09 2009, 7:10 PM EDT
Att. 40,651 - Partly Cloudy - 65 F

livebaseballscorecards.com

AB	35
R	3
H	7
RBI	2
BB	1
SO	8
LOB	23

BOTTOM

St. Louis Cardinals @ Cincinnati Reds

Great American Ball Park, Cincinnati, OH

Sat May 09 2009, 7:10 PM EDT

Att. 40,651 - Partly Cloudy - 65 F

livebaseballscorecards.com

Batter	1	2	3	4	5	6	7	8	9	AB	R	H	RBI	BB	SO	LOB
3 Willy Taveras, R (1, 8) OBP: 0.353, SLG: 0.382	F SI 90 X CH 81 0-1 15 SH1-3 32 HR 2B	C FF 90 B FF 90 B FF 89 B FF 90 C SI 89 X SI 89 3-2 ③ L6			C SI 89 B SL 83 X FF 90 1-1 ③ B1-3	B FF 88 X FF 90 1-0 ③ 1-3 2-H 1B				4	1	2	1	0	0	0
15 Jerry Hairston, R (1, 6) OBP: 0.286, SLG: 0.369	X SI 91 0-0 ① SH1-3 2-3		B FF 89 X FF 90 1-0 ① F9			C FF 87 X SI 88 0-1 4 2B 17 1B 1B	B SI 90 X SI 90 1-0 HR			3	2	2	1	0	0	0
32 Jay Bruce, L (1, 9) OBP: 0.351, SLG: 0.564	C CH 81 C SI 92 F CH 81 B FF 92 F CH 82 D CH 82 B SI 92 X SL 84 3-2 3-H HR		C CU 75 B SI 90 B SI 90 C SI 90 C SI 90 2-3 ② K			S CH 80 B SI 88 1 SAFE F FF 88 1 SAFE 1 SAFE S CH 81 1-3 ① K	C SL 83 X SL 77 0-1 E3 4 1B 4 S			4	1	1	2	0	2	1
4 Brandon Phillips, R (1, 4) OBP: 0.322, SLG: 0.440	B SI 93 S CH 83 B SI 93 B SI 92 C SI 92 B SI 92 4-2 55 BB BB		X SL 83 0-0 ③ G6-3			C SL 84 X SL 83 0-1 17 1B 55 1B 1-3 2B	B SI 84 D SI 85 X SI 91 2-0 17 CS 1-3 1B			3	1	2	0	1	0	0
17 Laynce Nix, L (1, 7) OBP: 0.347, SLG: 0.578	C SI 90 C SI 91 B FF 91 1 SAFE S CH 81 1-3 ② K			C CU 73 B CH 80 B CU 74 F FF 88 X SI 90 2-2 ① G1		X CH 81 0-0 23 FC3-6 55 1B 39 1B 2-3 3-H 1B	1 SAFE C SI 90 1 SAFE S SI 91 S CH 81 0-3 ①② K 1-2			4	1	1	1	0	2	3
55 Ramon Hernandez, R (1, 3) OBP: 0.351, SLG: 0.364	C SI 90 B FF 91 B FF 90 B SL 85 B SI 91 4-1 1-2 BB			B CH 82 C FF 89 C SL 82 C SL 82 1-3 ② K		X FF 89 0-0 23 FC3-6 1-2 3-H 1B	C CU 78 X FF 96 0-1 ③ G4-3			3	0	1	1	1	1	1
23 Adam Rosales, R (1, 5) OBP: 0.317, SLG: 0.250	C SI 91 S SL 84 D SI 91 X SL 84 1-2 ③ P4			B FF 90 X SI 90 1-0 29 CS 1B		C SL 83 F FF 90 X SI 90 0-2 ② FC3-6 29 BB 39 1B 1-2f 2-3		X FF 93 0-0 ① G4-3		4	1	1	0	0	0	4
29 Ryan Hanigan, R (1, 2) OBP: 0.389, SLG: 0.355		X SI 89 0-0 ① F8		C SL 82 C SL 83 F SL 83 1 SAFE F SI 90 P PO 82 B SL 84 B SI 90 3-2 ③ CS 1-2	C SL 82 C FF 89 F CH 80 X FF 90 0-2 ① F7	B FF 88 C SL 81 B FF 88 B SL 80 B FF 88 4-1 39 1B 3 1B 1-2 BB		B FF 93 C SI 94 S CU 72 X CU 76 1-2 ② G6-3		3	1	0	0	1	0	0
39 Aaron Harang, R (1, 1) OBP: 0.133, SLG: 0.071 25 David Weathers, R (8, 1) 21 Chris Dickerson, L (8, PH) OBP: 0.329, SLG: 0.302 40 Nick Masset, R (9, 1)		B SI 89 C SI 89 X FF 89 1-1 ② G1-3			C FF 88 X SI 89 0-1 ② P3	X SL 80 0-0 3 1B 1-2 2-H 3-H 1B		C CU 73 X CU 75 0-1 ③ G6-3		3 0 1 0 1	0 0 0 0 0	1 0 0 0 0	2 0 0 0 0	0 0 0 0 0	0 0 0 0 0	0 0 0 0 0
Inning Stats	R: 2 E: 0 K: 1 S: 17 H: 2 LOB: 2 BB: 2 P: 30	R: 0 E: 0 K: 0 S: 6 H: 0 LOB: 0 BB: 0 P: 10	R: 0 E: 0 K: 1 S: 5 H: 0 LOB: 0 BB: 0 P: 8	R: 0 E: 0 K: 1 S: 12 H: 1 LOB: 0 BB: 0 P: 18	R: 0 E: 0 K: 0 S: 8 H: 0 LOB: 0 BB: 0 P: 9	R: 5 E: 0 K: 1 S: 15 H: 6 LOB: 2 BB: 1 P: 21	R: 1 E: 1 K: 1 S: 9 H: 2 LOB: 1 BB: 0 P: 12	R: 0 E: 0 K: 0 S: 6 H: 0 LOB: 0 BB: 0 P: 7		1B: 7 2B: 2 3B: 0 HR: 2 SF: 0 SAC: 1 DP: 0 HBP: 0				WP: 0 PB: 0 SB: 1 CS: 2 PA: 37		

PITCHER	IP	WLS	BF	H	R	ER	SO	BB	IBB	HBP	BLK	WP	HR	S	P	ERA	WHIP
26 Kyle Lohse, R (1, 1) ERA: 4.25	6.0	L	28	9	7	7	4	3	0	0	0	0	1	63	96	10.50	2.000
36 Dennys Reyes, L (7, 1) ERA: 4.66	0.2		4	2	1	1	1	0	0	0	0	0	1	7	10	13.50	3.000
30 Jason Motte, R (7, 1) ERA: 3.46	0.1		1	0	0	0	0	0	0	0	0	0	0	2	2	0.00	0.000
54 Blaine Boyer, R (8, 1) ERA: 9.82	1.0		3	0	0	0	0	0	0	0	0	0	0	6	7	0.00	0.000

PITCHER	IP	WLS	BF	H	R	ER	SO	BB	IBB	HBP	BLK	WP	HR	S	P	ERA	WHIP

AB	32
R	8
H	11
RBI	8
BB	3
SO	5
LOB	9

TOP

St. Louis Cardinals @ Cincinnati Reds

Great American Ball Park, Cincinnati, OH

Sun May 10 2009, 1:10 PM EDT
Att. 27,664 - Partly Cloudy - 64 F

livebaseballscorecards.com

Batter	1	2	3	4	5	6	7	8	9	10	AB	R	H	RBI	BB	SO	LOB
55 Skip Schumaker, L OBP: 0.000, SLG: 0.000 (1, 4) 46 Kyle McClellan, R (7, 1) 36 Dennys Reyes, R (7, 1) 33 Shane Robinson, R (8, PH) 30 Jason Motte, R (8, 1) 43 Trever Miller, R (8, 1) 31 Ryan Franklin, R (8, 1) 37 Todd Wellemeyer, R (10, PH) 54 Blaine Boyer, R (10, 1) 34 Chris Perez, R (10, 1)	B FF 91 X FF 91 1-0 28 SH 2B		B FF 93 B CH 80 B FF 93 C FF 93 X FF 94 3-1 28 1B 2B	X SI 94 0-0 F8			B KC 75 C FF 94 S CH 81 B FF 95 S FF 92 2-3 K	B FF 90 B SL 81 C FF 89 1 SAFE 1 SAFE F FF 90 X SL 81 2-2 1-3 2B		B FF 94 C FF 94 L FF 95 M SL 86 1-3 K	4 0 0 0 1 0 0 0 1 0	2 0 0 0 0 0 0 0 0 0	2 0 0 0 1 0 0 0 0 0	0 0 0 0 0 0 0 0 1 0	0 0 0 0 0 0 0 0 0 0	1 0 0 0 0 0 0 0 1 0	1 0 0 0 0 0 0 0 1 0
28 Colby Rasmus, L (1, 8) OBP: 0.337, SLG: 0.349	X FF 93 0-0 SH 5 F8 2-H		B CH 81 C CH 80 X CH 80 1-1 16 2B 5 BB 2-H 1B		B FF 93 B FF 94 X FF 93 2-0 F8		C KC 75 B FF 93 X CH 80 1-1 G3	B FF 89 F FC 90 F FC 91 B FC 90 B S 3-3 K		X FF 95 0-0 1-H 2B	5	1	2	2	0	1	2
5 Albert Pujols, R (1, 3) OBP: 0.443, SLG: 0.696	C FF 93 S FF 93 X FF 93 0-2 F8 2-3		B FF 96 1 SAFE D KC 80 B FF 96 B KC 79 4-0 16 2B 1-2 BB		B KC 81 X FF 96 1-0 HR		B FF 94 C CH 80 B KC 80 B FF 96 B CH 84 4-1 47 S 16 1B BB	I IN 77 I IN 78 I I 4-0 IBB		C SL 87 S SL 87 X FF 95 0-2 G4-3	3	3	1	1	3	0	1
47 Ryan Ludwick, R (1, 9) OBP: 0.333, SLG: 0.533	F FF 93 S CH 81 B FF 96 C FF 94 1-3 K		C FF 94 C FF 95 B FF 95 S FF 94 1-3 K		C FF 96 B KC 81 C FF 95 B CH 82 F FF 96 F CH 82 F FF 96 S CH 82 2-3 K		1 SAFE 1 SAFE B CH 81 B FF 94 C CH 80 D CH 83 B FF 95 4-1 16 1B 4 1B 1-2 BB	X FF 94 0-0 G5-3			4	1	0	0	1	3	6
16 Chris Duncan, L (1, 7) OBP: 0.372, SLG: 0.510	B FF 94 S CH 80 F CH 82 F FF 95 S CH 81 1-3 K		X CH 81 0-0 1-H 2-H 2B		C KC 76 S CH 82 X FF 97 0-2 L7		B SL 74 B SL 72 B SI 82 C SI 83 S SL 72 F SC 65 X FF 81 3-2 4 1B 1-3 2-H 1B		B SI 92 C SI 92 X FS 91 1-1 F9		5	0	2	3	0	1	1
4 Yadier Molina, R (1, 2) OBP: 0.386, SLG: 0.465		B FF 90 B FF 91 X FF 92 2-0 F9	S FF 95 B KC 78 S FF 95 X FF 95 1-2 G4-3			C KC 76 S CH 81 C FF 95 0-3	S FC 89 B FC 89 B FF 89 C FF 89 X FC 91 2-2 1-2 3-H 1B		C FF 92 B FC 89 F FC 90 X FF 94 1-2 G4-3		5	0	1	1	0	1	1
3 Khalil Greene, R (1, 6) OBP: 0.323, SLG: 0.353	C FF 92 S CH 78 S KC 79 0-3 K			X FF 91 0-0 F8		B KC 80 C FF 94 F CH 81 X KC 80 1-2 L7	C FF 90 F SL 81 D SL 81 X FF 89 1-2 P3		C FF 93 S SL 81 F FF 95 F SL 83 X FF 94 0-2 23 S 1B		5	0	1	0	0	1	2
23 Brian Barden, R (1, 5) OBP: 0.350, SLG: 0.500	B KC 74 F FF 94 B CH 80 B FF 94 X FF 93 3-1 F9			C FF 92 B KC 79 B FF 93 X FF 92 2-1 2B		B CH 80 B CH 81 C FF 96 S FF 96 H FF 94 3-2 HBP		X FF 88 0-0 F8	L FF 93 1 SAFE C SL 82 D SL 84 1 SAFE D SL 83 S SL 82 2-3 1-2 K		4	0	1	0	0	1	1
50 Adam Wainwright, R (1, 1) OBP: 0.176, SLG: 0.235 22 Joe Thurston, L (7, 4) OBP: 0.351, SLG: 0.412			F FF 91 C FF 92 S CH 79 0-3 K	F FF 92 D KC 78 F FF 93 X FF 93 1-2 G5-3		1 SAFE B FF 94 X FF 92 1-0 F8		S CH 87 B SL 78 B SL 80 B FF 89 B FF 90 4-1 33 2B BB		F FF 93 B FF 96 B FF 94 F FF 94 B FF 96 B FF 96 4-2 28 2B BB	3 0	0 1	0 0	0 2	0 0	1 0	2 0
Inning Stats	R: 1 E: 1 K: 2 S: 12 H: 1 LOB: 1 BB: 0 P: 15	R: 0 E: 0 K: 1 S: 6 H: 0 LOB: 0 BB: 0 P: 11	R: 3 E: 0 K: 2 S: 14 H: 3 LOB: 1 BB: 1 P: 24	R: 0 E: 0 K: 0 S: 7 H: 1 LOB: 1 BB: 0 P: 10	R: 1 E: 0 K: 1 S: 11 H: 1 LOB: 0 BB: 0 P: 16	R: 0 E: 0 K: 1 S: 9 H: 0 LOB: 1 BB: 0 P: 14	R: 2 E: 0 K: 1 S: 17 H: 2 LOB: 2 BB: 2 P: 34	R: 0 E: 0 K: 1 S: 9 H: 1 LOB: 3 BB: 2 P: 22	R: 0 E: 0 K: 1 S: 13 H: 1 LOB: 1 BB: 0 P: 17	R: 1 E: 0 K: 1 S: 9 H: 1 LOB: 0 BB: 1 P: 14	1B: 4 2B: 6 3B: 0 HR: 1 SF: 0 SAC: 1 DP: 0 HBP: 1	WP: 0 PB: 0 SB: 2 CS: 0 PA: 48					

PITCHER		IP	WLS	BF	H	R	ER	SO	BB	IBB	HBP	BLK	WP	HR	S	P	ERA	WHIP
36 Edinson Volquez, R ERA: 4.4	(1, 1)	6.2		31	6	7	7	8	3	0	1	0	0	1	66	108	9.45	1.350
52 Daniel Herrera, L ERA: 2.31	(7, 1)	0.0		1	1	0	0	0	0	0	0	0	0	0	4	7	∞	∞
51 Jared Burton, R ERA: 5.65	(7, 1)	1.0		7	2	0	0	1	1	1	0	0	0	0	14	30	0.00	3.000
40 Nick Masset, R ERA: 1.23	(8, 1)	1.1		5	1	0	0	1	0	0	0	0	0	0	14	18	0.00	0.750
48 Francisco Cordero, R ERA: 2.57	(10, 1)	1.0	L	4	1	1	1	1	1	0	0	0	0	0	9	14	9.00	2.000

PITCHER	IP	WLS	BF	H	R	ER	SO	BB	IBB	HBP	BLK	WP	HR	S	P	ERA	WHIP

AB	40
R	8
H	11
RBI	7
BB	6
SO	11
LOB	18

St. Louis Cardinals @ Cincinnati Reds

Great American Ball Park, Cincinnati, OH

Sun May 10 2009, 1:10 PM EDT

Att. 27,664 - Partly Cloudy - 64 F

livebaseballscorecards.com

Batter	1	2	3	4	5	6	7	8	9	10	AB	R	H	RBI	BB	SO	LOB
3 Willy Taveras, R (1, 8) OBP: 0.355, SLG: 0.377	B FF 87 X SI 89 1-0 4 S 1B		B FF 87 C FF 88 B SI 91 B C FF 90 X 3-2 ① F9	C FF 89 C CU 70 B CU 74 B CU 75 F FF 90 B SI 91 X FF 90 3-2 ③ G4-3			B SL 89 B FF 91 B SI 92 C SI 92 C FF 92 D FF 92 4-2 15 SH5-3 BB	C FF 89 F FF 88 C FF 91 0-3 ③		L FF 92 X FF 93 0-1 SH 4 BB 1-2	4	0	1	0	1	1	2
15 Jerry Hairston, R (1, 6) OBP: 0.293, SLG: 0.414	1 SAFE C FC 88 X FF 90 0-1 ① F9		B CU 70 X FC 85 1-0 32 HR 1B		C CU 70 B CU 73 C FF 91 B CU 75 B SI 91 X FC 85 3-2 ① G5-3		C SL 88 1 SAFE 1 SAFE X SL 87 0-1 ① SH5-3 1-2		B FC 88 C FF 90 F FF 90 B FC 90 F FF 90 B FF 92 X FC 90 3-2 HR	B SI 93 B SI 93 L SI 92 M SI 94 S 2-3 ① K	5	2	2	1	0	1	3
32 Jay Bruce, L (1, 9) OBP: 0.342, SLG: 0.570	F SI 91 X SI 91 0-1 ② P6		B CU 71 B SI 92 B SI 90 C FF 91 C FF 92 X SI 92 3-2 1-H HR		C CU 71 B CH 82 C CU 73 B CU 75 F SI 93 F CU 74 B FF 92 F CH 81 X SI 92 3-2 ② G3-1		S CH 78 B CH 79 F SI 89 B SL 77 F SL 76 X CH 82 2-2 ② L3		C CU 76 B FS 83 C FS 82 X FS 84 1-2 ① L8	B SI 94 X FF 94 1-0 ② F7	6	1	1	2	0	0	4
4 Brandon Phillips, R (1, 4) OBP: 0.331, SLG: 0.433	B SI 90 C SI 90 B FC 84 F SI 90 1 SAFE F FC 85 B CU 72 C CU 73 3-3 ③ K 1-2		B FF 91 X SI 89 1-0 1B		C SI 91 B SI 91 S CU 74 F FF 92 B FF 92 B CU 73 X SI 90 3-2 ③ G6-3		B SL 83 B SI 89 C SI 90 D SI 85 B SI 90 4-1 BB		S CU 78 C FF 90 X FC 89 0-2 ② L9	B SI 95 B SL 86 B CU 70 C SL 84 B SI 92 4-1 1-2 2-3 BB	4	0	1	0	2	1	1
17 Laynce Nix, L (1, 7) OBP: 0.346, SLG: 0.583 16 Darnell McDonald, R (7, PH) OBP: 0.281, SLG: 0.300 (8, 7) 40 Nick Masset, R (8, 1) 33 Micah Owings, R (9, PH) OBP: 0.333, SLG: 0.778 48 Francisco Cordero, R (10, 1) 7 Paul Janish, R (10, PH) OBP: 0.406, SLG: 0.448		F FF 90 B SI 89 B CH 78 X FC 79 2-1 55 1B 2B	B CU 70 B CU 70 S SI 90 S FF 89 X SI 91 2-2 ② F7			B SI 90 S FF 88 C CU 71 F CU 75 B FF 92 B FF 92 C CU 73 3-3 ① K	S SI 85 S CH 85 D CH 85 B SL 83 S CH 83 2-3 ③ K		B FC 90 B FF 90 F FF 91 B FF 91 C FC 91 F FF 92 F FF 91 F FF 93 X SL 85 3-2 HR	F FF 93 F FF 93 B FF 92 X SL 82 1-2 ③ P3	3 1	1 0	1 0	0 0	0 0	1 1	1 2
55 Ramon Hernandez, R (1, 3) OBP: 0.363, SLG: 0.376 (7, 2)		B FC 83 F FF 90 X SI 91 1-1 23 FC4-6 2-H 1B	C FF 90 C FF 90 X CU 74 0-2 ③ G1-3			C SI 92 C SI 92 B SI 92 X CU 76 1-2 ② P4		X FF 94 0-0 23 FC6-4 1B	B FF 93 B CU 77 X FC 90 2-0 23 HBP 1B		5	0	3	1	0	0	1
23 Adam Rosales, R (1, 5) OBP: 0.348, SLG: 0.333	F FF 90 B FF 91 B CU 71 1 SAFE F FF 92 X FF 93 2-2 ① FC4-6 1-2f			X FC 88 0-0 HR		B CU 72 B SI 92 B FC 86 B FF 88 4-0 29 FC4 BB		B FC 89 D SI 91 C FF 96 S FF 95 F FF 96 X CU 76 2-2 ① FC6-4 1-2f	B FF 91 C FF 91 B FF 91 H FF 91 3-1 1-2 HBP		3	1	1	1	1	0	2
29 Ryan Hanigan, R (1, 2) OBP: 0.359, SLG: 0.324 21 Chris Dickerson, L (8, 7) OBP: 0.321, SLG: 0.292	C FF 91 B FF 90 B FF 89 1 SAFE C FF 91 F CU 73 F FC 86 F SI 92 X FF 91 2-2 ② F8			C FF 89 B FC 83 C FC 84 X CU 73 1-2 ① G5-3		C FC 82 C CU 71 F CU 74 B SI 90 F FC 84 D CU 74 X FC 84 2-2 ③ FC4 1-2f		B SL 77 C SL 76 B SI 88 X SL 77 2-1 ② F7	C CU 77 B FS 83 S CU 78 D FS 84 B FS 82 S CU 78 3-3 ③ K		3 2	0 0	0 0	0 0	0 1	0 1	2 3
36 Edinson Volquez, R (1, 1) OBP: 0.071, SLG: 0.071 52 Daniel Herrera, L (7, 1) 51 Jared Burton, R (7, 1) 19 Joey Votto, L (7, 3) OBP: 0.479, SLG: 0.594		B FC 88 S FF 89 X FF 89 1-1 ③ P4		C FF 88 C FF 89 C CU 71 0-3 ② K			B FF 91 C FF 92 B SI 92 X SI 91 2-1 HR	B FC 88 B FC 89 B CU 75 B CU 76 4-0 BB		B SI 93 B SI 94 S FF 93 B FF 93 B 4-1 4 BB 3 SH BB	2 0 0 1	0 0 0 1	0 0 0 1	0 0 0 1	1 0 0 2	1 0 0 0	1 0 0 0
Inning Stats	R: 0 E: 0 K: 1 S: 9 H: 1 LOB: 1 BB: 0 P: 13	R: 1 E: 0 K: 0 S: 15 H: 2 LOB: 1 BB: 0 P: 23	R: 2 E: 0 K: 0 S: 14 H: 3 LOB: 1 BB: 0 P: 24	R: 1 E: 0 K: 1 S: 11 H: 1 LOB: 0 BB: 0 P: 15	R: 0 E: 0 K: 0 S: 13 H: 0 LOB: 0 BB: 0 P: 22	R: 0 E: 0 K: 1 S: 12 H: 0 LOB: 1 BB: 1 P: 22	R: 1 E: 0 K: 1 S: 14 H: 1 LOB: 2 BB: 2 P: 28	R: 0 E: 1 K: 1 S: 10 H: 1 LOB: 2 BB: 1 P: 18	R: 2 E: 0 K: 1 S: 21 H: 3 LOB: 2 BB: 0 P: 36	R: 0 E: 0 K: 1 S: 11 H: 0 LOB: 3 BB: 2 P: 23	1B: 6 2B: 1 3B: 0 HR: 5 SF: 0 SAC: 2 DP: 0 HBP: 1	WP: 0 PB: 0 SB: 1 CS: 0 PA: 50					

PITCHER		IP	WLS	BF	H	R	ER	SO	BB	IBB	HBP	BLK	WP	HR	S	P	ERA	WHIP
50 Adam Wainwright, R ERA: 4.35	(1, 1)	6.0		26	7	4	4	3	1	0	0	0	0	2	74	119	6.00	1.333
46 Kyle McClellan, R ERA: 3.29	(7, 1)	0.1	H	3	1	1	1	0	1	0	0	0	0	1	6	12	27.00	6.000
36 Dennys Reyes, L ERA: 4.35	(7, 1)	0.2	H	3	0	0	0	1	1	0	0	0	0	0	8	16	0.00	1.500
30 Jason Motte, R ERA: 3.38	(8, 1)	0.1	H	2	1	0	0	0	0	0	0	0	0	0	5	7	0.00	3.000
43 Trever Miller, L ERA: 4.15	(8, 1)	0.1	H	1	0	0	0	0	0	0	0	0	0	0	2	4	0.00	0.000

PITCHER		IP	WLS	BF	H	R	ER	SO	BB	IBB	HBP	BLK	WP	HR	S	P	ERA	WHIP
31 Ryan Franklin, R ERA: 1.23	(8, 1)	1.1	W	9	3	2	2	2	1	0	1	0	0	2	24	43	13.50	3.000
54 Blaine Boyer, R ERA: 9.0	(10, 1)	0.2	H	5	0	0	0	1	2	0	0	0	0	0	8	19	0.00	3.000
34 Chris Perez, R ERA: 2.89	(10, 1)	0.1	S	1	0	0	0	0	0	0	0	0	0	0	3	4	0.00	0.000

AB	41
R	7
H	12
RBI	7
BB	6
SO	7
LOB	25

Cincinnati Reds @ Arizona Diamondbacks

Chase Field, Phoenix, AZ

Mon May 11 2009, 6:40 PM MST

Att. 17,637 - Clear - 96 F

TOP

livebaseballscorecards.com

Batter	1	2	3	4	5	6	7	8	9	AB	R	H	RBI	BB	SO	LOB
3 Willy Taveras, R (1, 8) OBP: 0.381, SLG: 0.414 16 Darnell McDonald, R (7, 8) OBP: 0.273, SLG: 0.290	B FF 90 X FF 90 1-0 15 2B 4 G6-4-3 1B		C SL 84 D SL 84 X SI 89 1-1 E5 15 2B 1-3 1B	B CH 80 X SL 83 1-0 19 1B 2B		C CU 80 F CU 80 B SI 90 X CU 80 1-2 15 S 19 1B 3-H 1B	F SI 90 X CH 84 0-1 15 WP 2-3 3-H 1B		B FF 86 B FF 85 C FC 85 B FC 86 X FC 86 3-1 ②③ G6-4-3 1-2f	5 1	4 0	5 0	2 0	0 0	0 0	0 1
15 Jerry Hairston, R (1, 6) OBP: 0.313, SLG: 0.446 57 Mike Lincoln, R (9, 1)	C SI 90 1 SAFE 1 SAFE X SI 90 0-1 4 G6-4-3 1-3 2B		C SL 84 F FF 88 F SI 89 B FF 88 1 SAFE 1 SAFE F SI 89 B CH 77 X FF 88 2-2 19 G3-1 4 2B 1-H 3-H 2B	C SL 82 B SI 90 F CH 78 X SL 84 1-2 ② F9		1 SAFE B SI 89 1 SAFE B SI 90 1 SAFE C FF 90 B CU 81 B SI 91 4-1 19 1B 4 1B 1-2 BB	C CU 78 F SI 89 F FF 90 B CU 79 F SI 90 B CH 86 C CU 80 2-3 ② 1-2 3-H			4 0	2 0	2 0	2 0	1 0	1 0	2 0
19 Joey Votto, L (1, 3) OBP: 0.484, SLG: 0.590	D CH 81 B SI 90 B CH 80 C SI 90 B SI 90 4-1 4 G6-4-3 BB		B SI 90 F SL 86 B CH 79 B SL 87 F FF 89 F SL 83 X SL 84 3-2 ① G3-1 2-3	X SL 87 0-0 2-H 1B		F SI 91 X CH 85 0-1 4 1B 32 WP 1-2 2-H 1B	X SI 90 0-0 ③ G4-3			4	1	2	2	1	0	2
4 Brandon Phillips, R (1, 4) OBP: 0.333, SLG: 0.440	B SL 85 X SI 91 1-0 ①② G6-4-3 1-2f 2-3 3-H		B FF 90 D SL 84 S SL 84 X SI 90 2-1 32 F9 3-H 2B	B SL 80 B FF 91 X CH 79 2-0 ③ P3		F CU 80 C CU 79 X CU 80 0-2 32 WP 1-3 2-H 1B		B FF 92 B FF 93 F FF 93 S CU 80 X CU 83 2-2 ① F8		5	0	2	2	0	0	3
32 Jay Bruce, L (1, 9) OBP: 0.328, SLG: 0.545	C SI 90 C FF 90 B FF 89 X SI 91 1-2 ③ F7		B CH 79 B SL 87 X SI 90 2-0 ② F9 2-3		C FF 90 X FF 91 0-1 ① F8	B SI 91 F CH 84 S SI 91 F CH 84 B SI 91 F CU 80 B SI 90 X CU 80 3-2 ② G4-3 1-3 3-H		B SI 93 X FF 94 1-0 ② F7		5	0	0	0	0	0	3
55 Ramon Hernandez, R (1, 2) OBP: 0.349, SLG: 0.361 29 Ryan Hanigan, R (8, PH) OBP: 0.375, SLG: 0.343 (8, 2)		C SI 87 B SI 89 B CH 80 X SI 89 2-1 ① G1-6-3	D SL 85 X CH 78 1-0 ③ P5		C SL 82 X SI 91 0-1 ② F9	C SI 91 B FF 91 S CH 85 D CH 85 X CU 80 2-2 ③ G4-3		B CU 82 F FF 95 F FF 94 F CU 83 F FF 94 F FF 94 F FF 94 B CU 81 X CU 82 2-2 1B		4 1	0 0	0 1	0 0	0 0	0 0	2 0
17 Laynce Nix, L (1, 7) OBP: 0.357, SLG: 0.635 21 Chris Dickerson, L (7, 7) OBP: 0.316, SLG: 0.288		B SI 89 B CH 79 C SI 89 X SI 89 2-1 ② G4-3		B SL 82 B SI 87 X SI 87 2-0 HR	C SI 92 S CH 80 S CH 81 0-3 ③ K		F CU 78 X CH 84 0-1 23 2B 3 1B 1B	X FF 93 0-0 ③ L5		4 1	2 0	2 0	1 0	0 0	1 0	0 1
23 Adam Rosales, R (1, 5) OBP: 0.373, SLG: 0.477		B SI 90 F SI 90 X SI 89 1-1 ③ G4-3		B SI 90 C FF 89 X SI 89 1-1 HR		C CU 79 X SI 91 0-1 61 SH1-4 3 1B 2B	X SI 90 0-0 3 1B 15 WP 1-3 2B		C FF 88 X FF 89 0-1 ① F9	5	3	3	1	0	0	0
61 Bronson Arroyo, R (1, 1) OBP: 0.091, SLG: 0.091 52 Daniel Herrera, L (8, 1) 7 Paul Janish, R (9, PH) OBP: 0.424, SLG: 0.448 (9, 6)			B SI 89 C SI 88 C SI 88 F SI 90 B SL 83 F SI 88 B FF 90 F SI 89 X SI 89 3-2 3 E 3 1B 15 2B 1B	B FF 88 F SI 88 X SL 83 1-1 ① G4-3		B FF 90 C FF 90 X SI 89 1-1 ① SH1-4 2-3	B CU 78 F SI 90 C CU 79 S CU 80 1-3 ① K		B FC 88 B FF 87 B FC 87 C FC 86 B FC 87 4-1 16 G6-4-3 BB	3 0 0	1 0 0	1 0 0	0 0 0	0 0 1	1 0 0	2 0 0

	AB	R	H	RBI	BB	SO	LOB
	42	13	18	10	3	3	16

Inning Stats	1	2	3	4	5	6	7	8	9	1B: 10	SF: 0	WP: 3	PA: 46
R:	1	0	3	3	0	4	2	0	0	2B: 6	SAC: 1	PB: 0	
E:	0	0	1	0	0	0	0	0	0	3B: 0	DP: 2	SB: 1	
K:	0	0	0	0	1	0	2	0	0	HR: 2	HBP: 0	CS: 0	
S:	8	6	21	11	7	21	14	12	5				
H:	2	0	4	4	0	4	3	1	0				
LOB:	1	0	1	1	0	1	1	1	0				
BB:	1	0	0	0	0	1	0	0	1				
P:	15	11	35	19	7	32	17	17	12				

PITCHER		IP	WLS	BF	H	R	ER	SO	BB	IBB	HBP	BLK	WP	HR	S	P	ERA	WHIP
52 Jon Garland, R ERA: 5.18	(1, 1)	3.2	L	21	10	7	7	0	1	0	0	0	0	2	45	77	17.18	3.000
47 Leo Rosales, R ERA: 4.15	(4, 1)	1.1		4	0	0	0	1	0	0	0	0	0	0	8	10	0.00	0.000
Bobby Korecky, R ERA: 13.5	(6, 1)	2.0		14	7	6	6	2	1	0	0	0	2	0	35	49	27.00	4.000
58 Juan Gutierrez, R ERA: 2.84	(8, 1)	1.0		4	1	0	0	0	0	0	0	0	0	0	12	17	0.00	1.000
16 Josh Wilson, R ERA:	(9, 1)	1.0		3	0	0	0	0	1	0	0	0	0	0	5	12	0.00	1.000

PITCHER	IP	WLS	BF	H	R	ER	SO	BB	IBB	HBP	BLK	WP	HR	S	P	ERA	WHIP

Cincinnati Reds @ Arizona Diamondbacks

Chase Field, Phoenix, AZ

Mon May 11 2009, 6:40 PM MST

Att. 17,637 - Clear - 96 F

livebaseballscorecards.com

BOTTOM

Batter	1	2	3	4	5	6	7	8	9	AB	R	H	RBI	BB	SO	LOB
2 Felipe Lopez, S (1, 4) OBP: 0.383, SLG: 0.496 16 Josh Wilson, R (9, 1) OBP: 0.333, SLG: 0.269	B CU 68 C CU 67 B FF 88 F CU 70 X FF 90 2-2 10 G5-3 1B		C CU 69 B CU 68 C CU 67 B SL 74 X CU 69 2-2 10 HR 2B		F CU 67 F SI 88 B SL 75 X FF 89 1-2 HR	B SI 88 X CH 79 1-0 ③ L8			F SI 91 B SI 91 H CU 75 2-1 HBP	4 0	2 0	3 0	1 0	0 0	0 0	1 0
24 Chris Young, R (1, 8) OBP: 0.246, SLG: 0.342	B SI 87 L CU 69 1 SAFE B SL 76 X CU 71 2-1 ① P6		C SI 89 S SI 89 B SI 87 X SL 77 1-2 ① L7		C FF 87 X CH 77 0-1 22 2B 1B		B SL 72 C CH 76 S CU 68 X FF 89 1-2 ① G6-3		C SI 88 B FC 88 X CU 76 1-1 ② F8	5	1	1	0	0	0	3
10 Justin Upton, R (1, 9) OBP: 0.391, SLG: 0.574 26 Miguel Montero, L (9, PH) OBP: 0.333, SLG: 0.500	C FF 89 B SI 89 X SL 73 1-1 ② G5-3 1-2		F CU 68 2 SAFE B SI 89 C SI 89 X FF 89 1-2 2-H HR		F FF 87 S SI 88 S SL 76 0-3 ① K		X SL 74 0-0 ② P3		C SI 91 X SI 89 0-1 ③ F7	4 1	1 0	1 0	2 0	0 0	1 0	2 1
27 Mark Reynolds, R (1, 5) OBP: 0.333, SLG: 0.508	C SL 74 B SL 74 B FF 90 C CH 82 S SL 77 2-3 ③ K		F FF 88 S FF 90 X SL 77 1-2 ② G6-3		F CU 68 B SI 88 C FF 88 B SI 88 X CU 68 2-2 ② F8		C CH 76 C FF 88 B SL 77 X SL 76 1-2 HR			4	1	1	1	0	1	2
22 Eric Byrnes, R (1, 7) OBP: 0.268, SLG: 0.432		C SI 88 B SI 89 X FF 90 1-1 ① 1B	C CH 79 F SI 88 F SI 90 X SL 78 0-2 18 FC4-6 1B		F SI 87 B SL 76 C CU 69 F SL 76 B SI 89 X SI 90 2-2 1-H 2B		X FF 88 0-0 ③ F7			4	0	3	1	0	0	0
18 Chad Tracy, L (1, 3) OBP: 0.239, SLG: 0.366 47 Leo Rosales, R (4, 1) 34 Conor Jackson, R (5, PH) OBP: 0.264, SLG: 0.253 Bobby Korecky, R (6, 1) 58 Juan Gutierrez, R (8, 1) 14 Ryan Roberts, R (8, PH) OBP: 0.429, SLG: 0.391 (9, 4)		B FF 89 B SI 89 C CU 71 C SI 90 B FF 90 X SL 72 3-2 ② P1	B SI 84 X CH 77 1-0 ③ FC4-6 1-2f		F FF 88 B SL 76 X CU 68 1-1 ③ P4			B SL 73 F SI 82 B CH 74 C SI 82 X SC 65 2-2 19 G6-4-3 1B		2 0 0 1 0 0 1	0 0 0 0 0 0 0	0 0 0 0 0 0 1	0 0 0 0 0 0 0	0 0 0 0 0 0 0	0 0 0 0 0 0 0	1 0 1 0 0 0 0
19 Chris Snyder, R (1, 2) OBP: 0.367, SLG: 0.328		B SI 89 B FF 90 C SL 72 C SL 74 X FF 90 2-2 E5 11 HBP	B CU 71 C CU 70 C SL 74 B FF 90 C FF 89 2-3 ① K		C CU 68 B FF 87 B FF 86 B CH 77 C CU 69 S CU 70 3-3 ① K			B SI 84 C SI 82 B SL 74 B SL 73 X SI 81 3-1 ①② G6-4-3 1-2f		4	0	0	0	0	2	1
11 Augie Ojeda, S (1, 6) OBP: 0.384, SLG: 0.365		B SI 89 C CU 70 F SI 89 B SI 88 H SL 78 3-2 1-2 HBP	B FF 89 X CH 79 1-0 ② G3		B CU 70 X CH 76 1-0 1B			C SI 84 X SC 67 0-1 ③ F7		3	0	1	0	0	0	0
52 Jon Garland, R (1, 1) 29 Josh Whitesell, L (4, 3) OBP: 0.273, SLG: 0.118		C SL 74 C SL 75 S SL 76 0-3 ③ K	B SI 88 C CU 70 X SL 72 1-1 ③ G3-1		B SI 87 B SI 86 C CU 68 B SI 86 C CH 77 F SI 87 F CU 68 X FF 88 3-2 ② F9				C SI 90 B CU 77 X SI 91 1-1 ① G6-3	1 3	0 0	0 0	0 0	0 0	1 0	2 1
Inning Stats	R: 0 E: 0 K: 1 S: 10 H: 1 LOB: 1 BB: 0 P: 17	R: 0 E: 1 K: 1 S: 13 H: 1 LOB: 2 BB: 0 P: 22	R: 2 E: 0 K: 0 S: 17 H: 3 LOB: 1 BB: 0 P: 23	R: 0 E: 0 K: 1 S: 6 H: 0 LOB: 0 BB: 0 P: 10	R: 2 E: 0 K: 1 S: 17 H: 3 LOB: 1 BB: 0 P: 23	R: 0 E: 0 K: 1 S: 10 H: 1 LOB: 1 BB: 0 P: 18	R: 1 E: 0 K: 0 S: 8 H: 1 LOB: 0 BB: 0 P: 10	R: 0 E: 0 K: 0 S: 7 H: 1 LOB: 0 BB: 0 P: 12	R: 0 E: 0 K: 0 S: 7 H: 0 LOB: 1 BB: 0 P: 11	1B: 6 2B: 2 3B: 0 HR: 3	SF: 0 SAC: 0 DP: 1 HBP: 2				WP: 0 PB: 0 SB: 0 CS: 0	PA: 39	

	AB	37
	R	5
	H	11
	RBI	5
	BB	0
	SO	5
	LOB	15

PITCHER		IP	WLS	BF	H	R	ER	SO	BB	IBB	HBP	BLK	WP	HR	S	P	ERA	WHIP
61 Bronson Arroyo, R ERA: 7.02	(1, 1)	7.0	W	32	10	5	5	5	0	0	1	0	0	3	81	123	6.43	1.429
52 Daniel Herrera, L ERA: 2.13	(8, 1)	1.0		3	1	0	0	0	0	0	0	0	0	0	7	12	0.00	1.000
57 Mike Lincoln, R ERA: 9.45	(9, 1)	1.0		4	0	0	0	0	0	0	0	0	0	0	7	11	0.00	0.000

PITCHER	IP	WLS	BF	H	R	ER	SO	BB	IBB	HBP	BLK	WP	HR	S	P	ERA	WHIP

Batter	1	2	3	4	5	6	7	8	9	AB	R	H	RBI	BB	SO	LOB
3 Willy Taveras, R (1, 8) OBP: 0.377, SLG: 0.409	C FF 88 X FF 90 0-1 F9		C FF 90 B FF 91 C KC 76 B SI 92 S FC 84 2-3 K		C KC 76 X FC 86 0-1 15 S 1B		B FF 87 B KC 76 X FC 85 2-0 G1-3			4	0	1	0	0	1	1
15 Jerry Hairston, R (1, 6) OBP: 0.321, SLG: 0.442	C FF 89 B FC 88 H FF 90 2-1 19 S HBP			B FC 86 C KC 76 S FC 87 X FF 91 1-2 19 F8 19 S 4 1B 1B	B FC 86 B KC 74 X KC 77 2-0 G6-3 1-2			C SL 87 X SL 85 0-1 F8		3	1	1	0	0	0	1
19 Joey Votto, L (1, 3) OBP: 0.477, SLG: 0.579 29 Ryan Hanigan, R (4, 2) OBP: 0.357, SLG: 0.324	B FF 90 C KC 78 B FF 90 F FF 90 F FS 83 B FF 91 X KC 78 3-2 F7 1-2			B KC 77 1 SAFE C KC 77 B FF 90 B FF 89 C KC 76 X FF 89 3-2 F8 1-3		S FC 86 B FC 87 B FS 88 X KC 75 2-1 F7		C FF 92 X SL 87 0-1 F8		2 2	0 0	0 0	0 0	0 0	0 0	2 0
4 Brandon Phillips, R (1, 4) OBP: 0.338, SLG: 0.469	B KC 78 S FC 86 B FF 91 B KC 77 F FC 86 S FC 86 3-3 K			D FC 86 S FC 85 S FS 84 F FS 85 D FS 84 X FC 83 2-2 32 1B 55 SF9 3-H 1B		C SI 90 B FC 86 X FC 86 1-1 HR		C FF 93 B FF 92 X FF 92 1-1 G3		4	2	2	2	0	1	1
32 Jay Bruce, L (1, 9) OBP: 0.326, SLG: 0.534		C FF 89 B FF 90 X KC 78 1-1 F9		1 SAFE 1 SAFE X KC 76 0-0 1-3 1B		X SI 90 0-0 F7			B SI 88 B SI 87 F SI 88 F SI 88 F SL 79 S SL 79 2-3 K	4	0	1	0	0	1	0
55 Ramon Hernandez, R (1, 2) OBP: 0.336, SLG: 0.350 (4, 3)		S FC 86 C SI 90 B FS 85 X FC 87 1-2 G3-4-1		C FC 86 B FS 88 S FF 89 B FS 84 X FF 90 2-2 SF9 3-H		C KC 76 B FF 89 F FF 90 B FS 85 S FC 84 2-3 K			C SI 88 X SI 88 0-1 G4-3	3	0	0	1	0	1	0
17 Laynce Nix, L (1, 7) OBP: 0.333, SLG: 0.589		C KC 77 B FF 89 F FF 89 S FS 84 1-3 K		1 SAFE F KC 77 X FF 88 0-1 P4			F FS 87 X FS 83 0-1 G3		X SI 88 0-0 F9	4	0	0	0	0	1	1
23 Adam Rosales, R (1, 5) OBP: 0.370, SLG: 0.468			B FF 90 B FC 86 S FC 85 B FF 91 C FC 86 F FC 87 C FC 86 3-3 K		X FF 87 0-0 F8		F FC 85 B FF 88 X KC 77 1-1 1B			3	0	1	0	0	1	0
33 Micah Owings, R (1, 1) OBP: 0.286, SLG: 0.667 53 Arthur Rhodes, L (8, 1) 25 David Weathers, R (8, 1) 48 Francisco Cordero, R (9, 1)			B FF 91 X FC 87 1-0 G2-3		F FF 90 F FC 86 F FS 83 B FS 82 X FF 89 1-2 G6-3		F SI 88 1 SAFE B FC 83 X FF 88 1-1 F7			3 0 0 0	0 0 0 0	0 0 0 0	0 0 0 0	0 0 0 0	0 0 0 0	1 0 0 0

Inning Stats	1	2	3	4	5	6	7	8	9	1B	SF	WP	PA
	R: 0 E: 0 K: 1 S: 10 H: 0 LOB: 1 BB: 0 P: 18	R: 0 E: 0 K: 1 S: 8 H: 0 LOB: 0 BB: 0 P: 11	R: 0 E: 0 K: 2 S: 8 H: 0 LOB: 0 BB: 0 P: 14	R: 2 E: 0 K: 0 S: 16 H: 3 LOB: 1 BB: 0 P: 24	R: 0 E: 0 K: 0 S: 8 H: 1 LOB: 1 BB: 0 P: 11	R: 1 E: 0 K: 1 S: 8 H: 1 LOB: 0 BB: 0 P: 13	R: 0 E: 0 K: 0 S: 7 H: 1 LOB: 1 BB: 0 P: 11	R: 0 E: 0 K: 0 S: 6 H: 0 LOB: 0 BB: 0 P: 7	R: 0 E: 0 K: 1 S: 7 H: 0 LOB: 0 BB: 0 P: 9	1B: 5 2B: 0 3B: 0 HR: 1	SF: 1 SAC: 0 DP: 0 HBP: 1	WP: 0 PB: 0 SB: 3 CS: 0	PA: 34

PITCHER		IP	WLS	BF	H	R	ER	SO	BB	IBB	HBP	BLK	WP	HR	S	P	ERA	WHIP
15 Dan Haren, R ERA: 2.09	(1, 1)	7.0	L	28	6	3	3	5	0	0	1	0	0	1	65	102	3.86	0.857
57 Jon Rauch, R ERA: 7.07	(8, 1)	1.0		3	0	0	0	0	0	0	0	0	0	0	6	7	0.00	0.000
60 Scott Schoeneweis, L ERA: 1.8	(9, 1)	1.0		3	0	0	0	1	0	0	0	0	0	0	7	9	0.00	0.000

PITCHER	IP	WLS	BF	H	R	ER	SO	BB	IBB	HBP	BLK	WP	HR	S	P	ERA	WHIP

TOP

Cincinnati Reds @ Arizona Diamondbacks

Chase Field, Phoenix, AZ

Tue May 12 2009, 6:40 PM MST

Att. 24,824 - Clear - 98 F

livebaseballscorecards.com

AB	32
R	3
H	6
RBI	3
BB	0
SO	6
LOB	7

Cincinnati Reds @ Arizona Diamondbacks

Chase Field, Phoenix, AZ

Tue May 12 2009, 6:40 PM MST

Att. 24,824 - Clear - 98 F

livebaseballscorecards.com

BOTTOM

Batter	1	2	3	4	5	6	7	8	9	AB	R	H	RBI	BB	SO	LOB
2 Felipe Lopez, S (1, 4) OBP: 0.390, SLG: 0.504	B FF 88 B FF 88 F FF 89 C FF 89 B FF 91 X FF 90 3-2 ① G6-3			B SI 88 B CH 77 C FF 89 B SI 86 B CH 77 4-1 22 FC5 10 S BB		X FF 88 0-0 2-3 1B		X FF 90 0-0 1-H 2B	F FF 96 X SL 88 0-1 ③ G3-1	4	0	2	1	1	0	2
26 Miguel Montero, L (1, 2) OBP: 0.314, SLG: 0.468 19 Chris Snyder, R (8, PH) OBP: 0.363, SLG: 0.323 (9, 2)	B FF 90 X SI 89 1-0 ② G4-3			F SL 80 1 SAFE 1 SAFE X CH 79 0-1 ① F9		C SI 86 B FF 85 B FF 87 B SI 87 X CH 79 3-1 ① P6		B FF 92 B FF 92 F FF 92 F FF 92 X FF 91 2-2 ① F9		3 1	0 0	0 0	0 0	0 0	0 0	3 2
10 Justin Upton, R (1, 9) OBP: 0.378, SLG: 0.552	B FF 90 B SL 81 F FF 88 B CH 77 S CH 79 S FF 91 3-3 ③ K			1 SAFE C FF 88 X CH 76 0-1 ② P6 1-2		C FF 88 C FF 89 C SL 80 0-3 ② K		C FF 88 B FF 87 F FF 87 B SL 83 S SL 83 2-3 ② K		4	0	0	0	0	3	5
27 Mark Reynolds, R (1, 5) OBP: 0.338, SLG: 0.500		B FF 89 F FF 90 F SL 81 S FF 88 1-3 ① K		C SL 80 B FF 87 S CH 80 B FC 89 B CH 79 B FF 90 4-2 22 FC5 BB		X FF 88 0-0 ③ F9		C FF 87 B FF 88 B FF 88 B FF 88 C SL 83 B FF 89 4-2 BB		2	0	0	0	2	1	2
22 Eric Byrnes, R (1, 7) OBP: 0.257, SLG: 0.413		C FF 90 X SL 82 0-1 ② F9		F CH 79 B FF 87 X CH 78 1-1 ③ FC5 1-2 2-3f			C SL 80 B FF 88 X CH 77 1-1 ① P2	C SL 82 B FF 88 F SL 82 F FF 88 X FF 88 1-2 ③ F8		4	0	0	0	0	0	4
29 Josh Whitesell, L (1, 3) OBP: 0.269, SLG: 0.143		C FF 89 S FF 88 B FF 89 B FF 89 B CH 78 F CH 78 C FF 90 3-3 ③ K			C FF 88 B CH 77 F SL 81 B FF 87 B SL 80 X FF 89 3-2 ① G3		B SL 79 X FF 88 1-0 1B		C FF 94 F SL 86 S FF 96 0-3 ① K	4	0	1	0	0	2	0
24 Chris Young, R (1, 8) OBP: 0.238, SLG: 0.331			B FF 89 S SL 80 S FF 89 B SL 82 X FC 89 2-2 ① P4		F FF 88 B CH 78 X FF 89 1-1 ② F9		B CH 78 X CH 77 1-0 ② L6		B FF 94 X FF 94 1-0 ② G6-3	4	0	0	0	0	0	1
11 Augie Ojeda, S (1, 6) OBP: 0.390, SLG: 0.373			C FC 89 B FF 90 X FF 89 1-1 15 G4-3-6 1B		B SI 88 X FF 89 1-0 ③ P6		B FF 88 X SI 86 1-0 ③ G3		C FF 94 X FF 95 0-1 6 BB 1B	4	0	2	0	0	0	1
15 Dan Haren, R (1, 1) OBP: 0.211, SLG: 0.316 57 Jon Rauch, R (8, 1) 14 Ryan Roberts, R (8, PH) OBP: 0.448, SLG: 0.391 16 Josh Wilson, R (8, PR) OBP: 0.333, SLG: 0.269 60 Scott Schoeneweis, L (9, 1) 6 Stephen Drew, L (9, PH) OBP: 0.294, SLG: 0.386			B FF 88 1 SAFE L FF 86 X FC 85 1-1 ② ③ G4-3-6 1-2f		F FF 88 F FF 89 X FC 87 0-2 2 1B E1 1B			H FF 86 1-0 2 2B HBP	B SL 87 C FF 95 B FF 96 B FF 95 S FF 96 D SL 89 4-2 1-2 BB	2 0 0 0 0 0	0 0 0 1 0 0	1 0 0 0 0 0	0 0 0 0 0 1	0 0 0 0 0 0	0 0 0 0 0 0	1 0 0 0 0 0
Inning Stats	R: 0 E: 0 K: 1 S: 7 H: 0 LOB: 0 BB: 0 P: 14	R: 0 E: 0 K: 2 S: 9 H: 0 LOB: 0 BB: 0 P: 13	R: 0 E: 0 K: 0 S: 7 H: 1 LOB: 0 BB: 0 P: 11	R: 0 E: 0 K: 0 S: 9 H: 0 LOB: 2 BB: 2 P: 18	R: 0 E: 0 K: 0 S: 6 H: 0 LOB: 0 BB: 0 P: 11	R: 0 E: 1 K: 1 S: 10 H: 2 LOB: 2 BB: 0 P: 13	R: 0 E: 0 K: 0 S: 5 H: 1 LOB: 1 BB: 0 P: 9	R: 1 E: 0 K: 1 S: 13 H: 1 LOB: 2 BB: 1 P: 23	R: 0 E: 0 K: 1 S: 10 H: 1 LOB: 2 BB: 1 P: 15	1B: 5 2B: 1 3B: 0 HR: 0	SF: 0 SAC: 0 DP: 1 HBP: 1	WP: 0 PB: 0 SB: 1 CS: 0	PA: 37			

	AB	32
	R	1
	H	6
	RBI	1
	BB	4
	SO	6
	LOB	21

PITCHER		IP	WLS	BF	H	R	ER	SO	BB	IBB	HBP	BLK	WP	HR	S	P	ERA	WHIP
33 Micah Owings, R ERA: 4.33	(1, 1)	7.0	W	27	4	1	1	4	2	0	1	0	0	0	53	90	1.29	0.857
53 Arthur Rhodes, L ERA:	(8, 1)	0.1	H	2	1	0	0	0	0	0	0	0	0	0	4	6	0.00	3.000
25 David Weathers, R ERA: 2.45	(8, 1)	0.2	H	3	0	0	0	1	1	0	0	0	0	0	9	16	0.00	1.500
48 Francisco Cordero, R ERA: 2.4	(9, 1)	1.0	S	5	1	0	0	1	1	0	0	0	0	0	10	15	0.00	2.000

PITCHER	IP	WLS	BF	H	R	ER	SO	BB	IBB	HBP	BLK	WP	HR	S	P	ERA	WHIP

Cincinnati Reds @ Arizona Diamondbacks

Chase Field, Phoenix, AZ

Wed May 13 2009, 6:40 PM MST

Att. 20,444 - Clear - 94 F

TOP

livebaseballscorecards.com

Batter	1	2	3	4	5	6	7	8	9	AB	R	H	RBI	BB	SO	LOB
3 Willy Taveras, R (1, 8) OBP: 0.382, SLG: 0.413 51 Jared Burton, R (9, 1)	C SI 85 C SI 88 C SI 91 0-3 ① K		C CH 83 C SI 88 X SI 88 0-2 15 FC1-5 4 2B 1-2 1B		B SI 86 X SI 86 1-0 15 E 15 FC1 1B		L SI 84 S SI 88 B CU 79 X SI 88 1-2 15 S 15 2B 1B	F FF 95 B CH 84 X CU 80 1-1 ① P6	T SL 82 B FF 87 T CH 79 B CH 80 X SL 84 2-2 ③ F7	6 2 3 0 0 1 1 0 0 0 0 0 0 0					
15 Jerry Hairston, R (1, 6) OBP: 0.326, SLG: 0.476	C CH 80 X SI 89 0-1 ② G6-3		L CU 72 X CH 83 0-1 ① FC1-5 4 2B 1-2 2-3f		B CU 75 X SI 86 1-0 FC1 32 G3 1-3		1 SAFE 1 SAFE B CU 76 C SI 85 B CU 76 B CU 77 X SI 84 3-1 32 S 4 E 1-H 2B	B CU 81 B CU 80 B FF 94 C FF 96 C FF 94 F FF 96 F FF 96 F FF 96 F FF 97 3-2 X FF 87 4 2B 3B		5 3 2 1 0 0 3					
32 Jay Bruce, L (1, 9) OBP: 0.328, SLG: 0.521	S CH 80 B SI 91 B SI 89 F CU 77 F SI 92 F CU 80 C SI 89 2-3 ③ K		C CH 76 B CH 73 B SI 86 X CU 74 2-1 ② F8		B SI 87 1 SAFE X CH 80 1-0 ① G3 1-2		B SI 88 S SI 88 B SI 88 B SI 88 B SI 87 4-1 4 S 23 1B 2-3 BB	H FF 95 1-0 ① 4 WP 4 2B HBP		3 2 0 0 1 1 4					
4 Brandon Phillips, R (1, 4) OBP: 0.348, SLG: 0.487		S CH 77 B CU 79 F CU 76 F SI 90 X SI 90 1-2 ① G1-3	C CU 74 F SI 88 F CU 76 X SI 89 0-2 55 1B 1-H 2B 2-H		I IN 62 I IN 57 I IN 58 I IN 56 4-0 55 G6-4-3 IBB		C CU 83 F SI 94 B FF 96 D CU 83 F CU 83 S FF 96 2-3 ② K 1-2 3-H	B CU 80 B CU 83 X CU 80 2-0 55 G4-3 1-H 3-H 2B		4 1 2 4 1 1 1					
55 Ramon Hernandez, R (1, 3) OBP: 0.339, SLG: 0.346		B CU 76 C SI 89 S SI 87 B SI 91 B SI 87 X CH 81 3-2 ② G6-3	F SI 89 X CH 84 0-1 2-H 1B		F CH 82 X CU 76 0-1 ②③ G6-4-3 1-2f		C CU 82 B SI 95 S FF 94 B FF 96 B CU 85 B CU 84 4-2 23 1B 21 1B BB	B FF 95 F FF 96 F FF 96 B CU 82 B CU 82 X SI 97 3-2 ② G4-3 2-3		4 1 1 1 1 0 4					
23 Adam Rosales, R (1, 5) OBP: 0.373, SLG: 0.451		C SI 91 B SI 89 H CH 82 2-1 ③ 21 BB HBP	C CU 75 X SI 88 0-1 ③ G4-3			C SI 87 F SI 89 B SI 89 S CU 78 1-3 ① K	C FF 95 X CU 84 0-1 21 1B 29 1B 1-2 2-H 1B	B SI 97 C SI 94 S CU 82 F FF 96 B CU 83 S FF 95 2-3 ③ K		4 1 1 1 0 2 2					
21 Chris Dickerson, L (1, 7) OBP: 0.333, SLG: 0.300		B CH 77 1 SAFE B SI 87 C CH 81 1 SAFE C CU 75 B SI 89 B SI 88 4-2 1-2 BB	X CH 78 0-0 47 B2-6-4 1B			B CH 75 F SI 88 X SI 87 1-1 ② G3	X FF 96 0-0 29 1B 1-3 2-H 1B		F SI 91 C CH 80 S CH 80 0-3 ① K	4 0 2 1 1 1 0						
29 Ryan Hanigan, R (1, 2) OBP: 0.362, SLG: 0.333		B CH 84 B SI 86 C SI 89 X CH 82 2-1 ③ G6-3	X 0-0 ① F9			C CU 77 X CU 78 0-1 ③ G6-3	B CU 84 1 SAFE C CU 84 X FF 95 1-1 1-2 3-H 1B		B FF 92 B FF 91 C FF 90 X FF 89 2-1 16 FC6-4 1B	5 0 2 1 0 0 3						
47 Johnny Cueto, R (1, 1) OBP: 0.188, SLG: 0.188 52 Daniel Herrera, L (8, 1) 16 Darnell McDonald, R (9, PH) OBP: 0.265, SLG: 0.281 (9, 8)			C SI 87 X SI 88 0-1 15 FC1-5 3 1B 1B		L CH 82 X CU 74 0-1 ②③ B2-6-4 1-2f		G1-3 G4-3		B FF 90 S SL 80 X SL 83 1-1 ② FC6-4 1-2f	4 0 1 0 0 0 3 0 0 0 0 0 0 0 1 0 0 0 0 0 1						

Inning Stats	1	2	3	4	5	6	7	8	9	1B: 10	SF: 0	WP: 1	PA: 46
	R: 0 E: 0 K: 2 S: 10 H: 0 LOB: 0 BB: 0 P: 12	R: 0 E: 0 K: 0 S: 12 H: 0 LOB: 2 BB: 1 P: 24	R: 3 E: 0 K: 0 S: 17 H: 4 LOB: 1 BB: 0 P: 19	R: 0 E: 0 K: 0 S: 4 H: 1 LOB: 0 BB: 0 P: 4	R: 0 E: 1 K: 0 S: 5 H: 1 LOB: 2 BB: 1 P: 12	R: 0 E: 0 K: 1 S: 7 H: 0 LOB: 0 BB: 0 P: 9	R: 5 E: 1 K: 1 S: 22 H: 5 LOB: 2 BB: 2 P: 39	R: 2 E: 0 K: 1 S: 17 H: 2 LOB: 1 BB: 0 P: 29	R: 0 E: 0 K: 1 S: 10 H: 1 LOB: 1 BB: 0 P: 15	2B: 3 3B: 1 HR: 0 SAC: 0 DP: 2 HBP: 2	PB: 0 SB: 3 CS: 0		

PITCHER		IP	WLS	BF	H	R	ER	SO	BB	IBB	HBP	BLK	WP	HR	S	P	ERA	WHIP
44 Bryan Augenstein, R ERA: 7.11	(1, 1)	6.1	L	29	8	5	5	3	1	1	1	0	0	0	64	95	7.11	1.421
60 Scott Schoeneweis, L ERA: 2.7	(7, 1)	0.0		1	0	0	0	0	1	0	0	0	0	0	1	5	∞	∞
58 Juan Gutierrez, R ERA: 3.72	(7, 1)	0.1		5	3	3	3	1	1	0	0	0	0	0	11	18	81.00	12.000
32 Esmerling Vasquez, R ERA: 5.91	(7, 1)	1.1		7	2	2	2	1	0	0	1	0	1	0	18	30	13.50	1.500
47 Leo Rosales, R ERA: 3.38	(9, 1)	1.0		4	1	0	0	1	0	0	0	0	0	0	10	15	0.00	1.000

PITCHER	IP	WLS	BF	H	R	ER	SO	BB	IBB	HBP	BLK	WP	HR	S	P	ERA	WHIP

AB	40
R	10
H	14
RBI	9
BB	4
SO	6
LOB	22

BOTTOM

Cincinnati Reds @ Arizona Diamondbacks

Chase Field, Phoenix, AZ

Wed May 13 2009, 6:40 PM MST

Att. 20,444 - Clear - 94 F

livebaseballscorecards.com

Batter	1	2	3	4	5	6	7	8	9	AB	R	H	RBI	BB	SO	LOB
2 Felipe Lopez, S (1, 4) OBP: 0.380, SLG: 0.489	B FF 92 F FF 93 X SL 87 1-1 ① G4-3		C SL 89 C SI 94 X SL 89 0-2 ② G4-3			F SL 82 X SL 84 0-1 ① G4-3		C SL 73 B SC 67 S SC 65 C SI 84 1-3 ① K		4	0	0	0	0	1	0
18 Gerardo Parra, L (1, 8) OBP: 0.250, SLG: 1.000 (7, 7)	C FF 93 B FF 93 X FF 93 1-1 HR		X SI 95 0-0 ③ G6-3			C SL 86 F CH 85 B SL 86 F SL 88 F SL 88 F SI 94 B SL 90 X SL 89 2-2 ② G4-3		C SL 73 X SL 72 0-1 ② G3-1		4	1	1	1	0	0	0
10 Justin Upton, R (1, 9) OBP: 0.390, SLG: 0.583	B FF 93 S SL 87 C FF 94 B SL 88 B SL 89 B FF 94 4-2 BB			B SL 86 C SL 88 S FF 94 B FF 94 S FF 96 2-3 ① K		F SL 89 X FF 95 0-1 6 1B 2B		B SL 74 C SL 73 B SI 84 S SI 84 X SI 84 2-2 3B		3	1	2	0	1	1	0
6 Stephen Drew, L (1, 6) OBP: 0.291, SLG: 0.375 47 Leo Rosales, R (9, 1)	C FF 90 B SI 91 1 SAFE X SL 84 1-1 ② F8			C SL 88 B SI 94 F SI 94 S SI 95 1-3 ② K		B SI 94 X SI 93 1-0 2-H 1B		C SI 83 F SC 67 B SL 74 B SC 68 S SC 68 2-3 ③ K		4 0	0 0	1 0	1 0	0 0	2 0	2 0
22 Eric Byrnes, R (1, 7) OBP: 0.250, SLG: 0.400 32 Esmerling Vasquez, R (7, 1) 14 Ryan Roberts, R (9, 5) OBP: 0.433, SLG: 0.375	F FF 92 X FF 90 0-1 ③ F9			F FF 96 B SL 90 C SL 90 X SL 90 1-2 ③ G6-3		B FF 96 F SL 87 X SL 87 1-1 ③ F8			C FC 90 S CH 86 B FC 91 C CH 86 1-3 ① K	3 0 1	0 0 0	0 0 0	0 0 0	0 0 0	0 0 1	2 0 0
26 Miguel Montero, L (1, 2) OBP: 0.309, SLG: 0.440		B FF 91 X SL 83 1-0 ① F7			B SI 93 C SI 94 F SI 92 F FF 94 X SL 90 1-2 ① G4-3		C SL 84 X CH 84 0-1 ① G3		C SI 90 B CH 86 F CH 86 B FF 92 B SI 90 B CH 88 4-2 18 E BB	3	0	0	0	1	0	0
18 Chad Tracy, L (1, 3) OBP: 0.239, SLG: 0.353		B FF 93 C SL 85 X SI 92 1-1 ② G6-3			B SL 87 B SI 94 B SI 93 B FF 92 4-0 BB		C SL 83 X SL 85 0-1 ② F7		B CH 87 B FC 91 B CH 86 C FC 90 F FC 90 X FC 90 3-2 E3 11 G6-3 1-3	3	0	0	0	1	0	1
11 Augie Ojeda, S (1, 5) OBP: 0.383, SLG: 0.408 (9, 6)		C SI 91 B SL 88 X SL 88 1-1 ③ G3			B SI 90 C SL 84 F SL 84 F SI 93 D SL 88 C SI 93 2-3 ② K		B FF 93 S CH 85 F SL 85 B SL 84 F SL 88 B SI 94 F SL 86 X SL 85 3-2 HR		X SI 90 0-0 ② ③ G6-3 1-2f	4	1	1	1	0	1	3
44 Bryan Augenstein, R (1, 1) 60 Scott Schoeneweis, L (7, 1) 58 Juan Gutierrez, R (7, 1) 24 Chris Young, R (7, 8) OBP: 0.236, SLG: 0.328			C FF 91 S FF 93 B FF 94 B SL 88 F FF 93 B FF 93 X FF 91 3-2 ① F7		B FF 93 S FF 92 S SL 87 C SL 87 1-3 ③ K		B FF 94 X SL 88 1-0 ③ G6-3			2 0 0 1	0 0 0 0	0 0 0 0	0 0 0 0	0 0 0 0	1 0 0 0	1 0 0 0

	AB	R	H	RBI	BB	SO	LOB
	32	3	5	3	3	7	9

Inning Stats	1	2	3	4	5	6	7	8	9
R:	1	0	0	0	0	1	1	0	0
E:	0	0	0	0	0	0	0	0	1
K:	0	0	0	0	2	0	0	2	1
S:	10	5	8	9	11	13	11	11	9
H:	1	0	0	0	0	2	1	1	0
LOB:	1	0	0	0	1	1	0	1	1
BB:	1	0	0	0	0	0	0	0	0
P:	17	8	11	13	19	17	15	16	17

	1B	2B	3B	HR	SF	SAC	DP	HBP	PA	WP	PB	SB	CS
	1	1	0	2	0	0	1	0	35	0	0	0	0

PITCHER		IP	WLS	BF	H	R	ER	SO	BB	IBB	HBP	BLK	WP	HR	S	P	ERA	WHIP
47 Johnny Cueto, R ERA: 1.93	(1, 1)	7.0	W	27	4	3	3	4	2	0	0	0	0	2	67	100	3.86	0.857
52 Daniel Herrera, L ERA: 1.98	(8, 1)	1.0		4	1	0	0	2	0	0	0	0	0	0	11	16	0.00	1.000
51 Jared Burton, R ERA: 5.28	(9, 1)	1.0		4	0	0	0	1	1	0	0	0	0	0	9	17	0.00	1.000

PITCHER		IP	WLS	BF	H	R	ER	SO	BB	IBB	HBP	BLK	WP	HR	S	P	ERA	WHIP

Batter	1	2	3	4	5	6	7	8	9	AB	R	H	RBI	BB	SO	LOB
3 Willy Taveras, R (1, 8) OBP: 0.371, SLG: 0.400	B CH 88 X CH 89 1-0 ① P2			C CH 90 B SL 83 B SL 84 B CH 90 X CH 90 3-1 ① P3		C FC 90 B CU 75 F SL 85 C FC 90 1-3 ① K		C SL 83 B SL 84 S SI 92 B SI 93 X SL 85 2-2 ① F8		4	0	0	0	0	1	0
15 Jerry Hairston, R (1, 5) OBP: 0.312, SLG: 0.453	C CH 90 X SL 82 0-1 ② F7			B SL 85 C SL 83 F CH 91 F CH 92 F SL 84 S CU 75 1-3 ② K		B SI 92 X SI 91 1-0 ② G5-3		C SL 83 B FF 91 S SL 85 X SL 85 1-2 ② L7		4	0	0	0	0	1	0
19 Joey Votto, L (1, 3) OBP: 0.477, SLG: 0.600	F CH 91 S SI 92 B CH 91 B FC 92 F CH 92 X SL 84 2-2 ③ F9			B CH 84 X CH 84 1-0 ③ G4-3		B SI 92 B SI 91 C CH 90 X SL 86 2-1 HR		B SI 92 B CH 80 S SL 84 B FF 92 B SI 92 4-1 BB		3	1	1	1	1	0	0
4 Brandon Phillips, R (1, 4) OBP: 0.345, SLG: 0.479		C FF 89 B CU 73 X SL 84 1-1 ① 1B			C SI 90 B CU 76 B CH 90 X FC 92 2-1 ① F9	B SI 91 F CH 92 S FC 92 X CU 76 1-2 ③ G6-3		B FF 95 C FF 94 B FF 95 S CU 84 X FF 94 2-2 ③ F9		4	0	1	0	0	0	1
32 Jay Bruce, L (1, 9) OBP: 0.326, SLG: 0.520		X SI 90 0-0 ② F7			C CH 92 B SL 85 C SL 85 B CH 85 X SL 84 2-2 ② F8		B CH 82 X SI 88 1-0 ① F7		B FF 96 X SI 93 1-0 55 G3 2B	4	0	1	0	0	0	0
55 Ramon Hernandez, R (1, 2) OBP: 0.336, SLG: 0.352		B FC 91 B FC 90 C SL 84 B FC 90 X FC 90 3-1 ③ P5			B CH 84 B SL 85 F CH 92 X CH 90 2-1 2 2B 2B		X SI 90 0-0 ② F8		L CU 80 B SI 94 X FF 95 1-1 ① G3 2-3	4	1	1	0	0	0	1
17 Laynce Nix, L (1, 7) OBP: 0.344, SLG: 0.593			F SL 82 B CH 90 C SL 81 S CH 91 1-3 ① K		B CH 84 C SL 85 B SL 83 B SI 91 I 4-1 2 2B IBB		F SI 90 B FC 90 F CU 75 B CH 92 B FC 91 F SL 84 F SI 90 F SI 90 X CH 91 3-2 2B		X CU 83 0-0 ② P6	3	1	1	0	1	1	1
2 Alex Gonzalez, R (1, 6) OBP: 0.232, SLG: 0.303 21 Chris Dickerson, L (9, PH) OBP: 0.341, SLG: 0.300			C FC 90 F FC 90 B FF 92 B CH 92 X SL 83 2-2 ② F8		C CH 91 B CH 91 S SL 84 X SL 85 1-2 1-H 2-H 2B		I I IN 52 I IN 53 I 4-0 39 FC6-4 IBB		S CU 83 B CU 80 B FF 96 B FF 95 B FF 96 4-1 BB	2 0	0 0	1 0	2 0	1 1	0 0	0 0
39 Aaron Harang, R (1, 1) OBP: 0.111, SLG: 0.059 53 Arthur Rhodes, L (7, 1) 25 David Weathers, R (7, 1) 23 Adam Rosales, R (9, PH) OBP: 0.367, SLG: 0.442			X CH 91 0-0 ③ G6-3		F SL 85 F SL 85 B FC 92 X FF 92 1-2 ③ G4-3		S SL 84 X SL 83 0-1 ③ FC6-4 1-2f		C FF 95 S FF 94 F FF 96 F FF 96 B FF 96 S FF 95 1-3 ③ K	3 0 0 1	0 0 0 0	0 0 0 0	0 0 0 0	0 0 0 1	0 0 0 2	3 0 0 2
Inning Stats	R: 0 E: 0 K: 0 S: 7 H: 0 LOB: 0 BB: 0 P: 10	R: 0 E: 0 K: 0 S: 5 H: 1 LOB: 0 BB: 0 P: 9	R: 0 E: 0 K: 1 S: 7 H: 0 LOB: 0 BB: 0 P: 10	R: 0 E: 0 K: 1 S: 8 H: 0 LOB: 0 BB: 0 P: 13	R: 2 E: 0 K: 0 S: 14 H: 2 LOB: 1 BB: 1 P: 26	R: 1 E: 0 K: 1 S: 9 H: 1 LOB: 0 BB: 0 P: 14	R: 0 E: 0 K: 0 S: 10 H: 1 LOB: 2 BB: 1 P: 18	R: 0 E: 0 K: 0 S: 10 H: 0 LOB: 1 BB: 1 P: 19	R: 0 E: 0 K: 1 S: 10 H: 1 LOB: 2 BB: 1 P: 17	1B: 1 2B: 4 3B: 0 HR: 1 SF: 0 SAC: 0 DP: 0 HBP: 0						

TOP

Cincinnati Reds @ San Diego Padres

PETCO Park, San Diego, CA

Fri May 15 2009, 10:05 PM EDT

Att. 27,021 - Cloudy - 65 F

livebaseballscorecards.com

AB	32
R	3
H	6
RBI	3
BB	4
SO	4
LOB	8

PITCHER		IP	WLS	BF	H	R	ER	SO	BB	IBB	HBP	BLK	WP	HR	S	P	ERA	WHIP
29 Kevin Correia, R ERA: 5.06	(1, 1)	7.0	W	27	5	3	3	3	0	2	0	0	0	1	60	100	3.86	0.714
57 Luke Gregerson, R ERA: 5.3	(8, 1)	0.2	H	3	0	0	0	0	1	0	0	0	0	0	7	14	0.00	1.500
21 Heath Bell, R ERA:	(8, 1)	1.1	S	6	1	0	0	1	1	0	0	0	0	0	13	22	0.00	1.500

PITCHER	IP	WLS	BF	H	R	ER	SO	BB	IBB	HBP	BLK	WP	HR	S	P	ERA	WHIP

Cincinnati Reds @ San Diego Padres

PETCO Park, San Diego, CA

Fri May 15 2009, 10:05 PM EDT

Att. 27,021 - Cloudy - 65 F

livebaseballscorecards.com

BOTTOM

Batter	1	2	3	4	5	6	7	8	9	AB	R	H	RBI	BB	SO	LOB
24 Brian Giles, L (1, 9) OBP: 0.250, SLG: 0.231	B SI 90 X FF 91 1-0 ① G4-3	C SI 91 F SI 93 B SI 93 F SI 92 F SL 85 X FF 93 1-2 ③ P5			B SI 92 B SI 92 B SI 91 C SI 88 X SI 89 3-1 ② F8		B SI 91 F SI 91 X SI 92 1-1 22 1B / 12 1B / 2-3 1B			4	1	1	0	0	0	4
22 David Eckstein, R (1, 4) OBP: 0.321, SLG: 0.336	C FF 90 B SL 83 X SI 92 1-1 ② L5		B FF 89 C FF 90 X SL 82 1-1 ① P5		S SL 82 B FF 92 X SL 81 1-1 ③ F9		S SL 83 D SL 81 F FF 93 B FF 91 F FF 94 X FF 93 2-2 12 1B / 23 BB / 33 SF7 / 1-3 / 3-H 1B			4	1	1	1	0	0	1
23 Adrián González, L (1, 3) OBP: 0.405, SLG: 0.674	C SI 91 B SI 92 S SI 92 B FF 91 B SL 83 X SL 83 3-2 HR		S FF 90 F CU 74 B SI 91 B SI 92 S SI 91 2-3 ② K			B CU 75 X CU 76 1-0 ① G4-3	B SL 83 D SL 81 B SL 82 B SL 83 4-0 12 1B / 1-2 BB			3	1	1	1	1	1	0
12 Scott Hairston, R (1, 7) OBP: 0.381, SLG: 0.578	C FF 92 B SL 83 X FF 92 1-1 ③ P3		C SL 83 C FF 92 S FF 91 0-3 ③ K			B SI 90 C SI 91 F SI 91 S FF 90 1-3 ② K	X SL 84 0-0 / 1-2 / 2-3 / 3-H 1B			4	0	1	1	0	2	0
33 Jody Gerut, L (1, 8)		C FF 89 B FF 90 B CH 82 X FF 90 2-1 ① P4		B CH 81 F FF 89 B CH 83 F CH 83 S FF 91 2-3 ① K		B CU 76 B CH 83 X SI 90 2-0 5 2B / 1B	F FF 88 B FF 88 X FF 88 1-1 ② SF7 / 3-H			3	1	1	1	0	1	0
5 Kevin Kouzmanoff, R (1, 5) OBP: 0.263, SLG: 0.308 21 Heath Bell, R (8, 1)		B SL 83 S SL 82 B SI 88 X SL 81 2-1 4 2B / 1B		B FF 91 F FF 91 F SI 92 S SL 82 1-3 ② K		B SL 82 X SI 92 1-0 1-H 2B	B SI 87 B SI 87 S SL 84 B SI 85 X SL 83 3-1 ③ G1-3			4 0	0 0	2 0	1 0	0 0	1 0	2 0
4 Nick Hundley, R (1, 2) OBP: 0.343, SLG: 0.391		C SI 92 1 SAFE F FF 92 B FF 93 X SL 82 1-2 1-3 2B		X FF 90 0-0 ③ F8		X SL 83 0-0 ③ F8		B SL 82 X SI 87 1-0 ① P3		4	0	1	0	0	0	1
8 Chris Burke, R (1, 6) OBP: 0.350, SLG: 0.353		D SI 91 B FF 91 C SL 83 B FF 89 B SL 84 4-1 BB			C FF 89 C SI 90 B FF 89 B SI 90 X SL 82 2-2 ① F8		F SI 89 X SL 80 0-1 24 1B / 11 G5-3 / 22 1B / 1B	B SI 86 S SL 83 X SI 87 1-1 ② B1		3	1	1	0	1	0	0
29 Kevin Correia, R (1, 1) OBP: 0.429, SLG: 0.500 11 Drew Macias, L (7, PH) OBP: 0.333, SLG: 1.000 57 Luke Gregerson, L (8, 1) 14 Josh Wilson, R (8, 5) OBP: 0.323, SLG: 0.259		B SI 92 B SI 92 B SI 91 C FF 91 F FF 91 F SI 91 C SI 90 3-3 ② K			B SI 89 S FF 88 C FF 91 F FF 91 B SL 81 B FF 92 B SI 90 4-2 BB		X FF 92 0-0 ① G5-3 / 1-2	B SL 84 X FF 88 1-0 ③ P4		1 1 0 1	0 0 0 0	0 0 0 0	0 0 0 0	1 0 0 0	1 0 0 0	3 1 0 0
Inning Stats	R: 1 E: 0 K: 0 S: 8 H: 1 LOB: 0 BB: 0 P: 14	R: 0 E: 0 K: 1 S: 17 H: 2 LOB: 3 BB: 1 P: 30	R: 0 E: 0 K: 2 S: 8 H: 0 LOB: 0 BB: 0 P: 11	R: 0 E: 0 K: 2 S: 7 H: 0 LOB: 0 BB: 0 P: 10	R: 0 E: 0 K: 0 S: 10 H: 0 LOB: 1 BB: 1 P: 20	R: 1 E: 0 K: 1 S: 7 H: 2 LOB: 1 BB: 0 P: 12	R: 3 E: 0 K: 0 S: 14 H: 4 LOB: 2 BB: 1 P: 25	R: 0 E: 0 K: 0 S: 4 H: 0 LOB: 0 BB: 0 P: 7		1B: 6 2B: 2 3B: 0 HR: 1 SF: 1 SAC: 0 DP: 0 HBP: 0						

	AB	32
	R	5
	H	9
	RBI	5
	BB	3
	SO	6
	LOB	12

PITCHER		IP	WLS	BF	H	R	ER	SO	BB	IBB	HBP	BLK	WP	HR	S	P	ERA	WHIP	PITCHER	IP	WLS	BF	H	R	ER	SO	BB	IBB	HBP	BLK	WP	HR	S	P	ERA	WHIP
39 Aaron Harang, R ERA: 3.44	(1, 1)	6.1	L	29	8	5	5	6	2	0	0	0	0	1	66	109	7.11	1.579																	
53 Arthur Rhodes, L ERA:	(7, 1)	0.0		1	0	0	0	0	1	0	0	0	0	0	0	4	∞	∞																	
25 David Weathers, R ERA: 2.13	(7, 1)	1.2		6	1	0	0	0	0	0	0	0	0	0	9	16	0.00	0.600																	

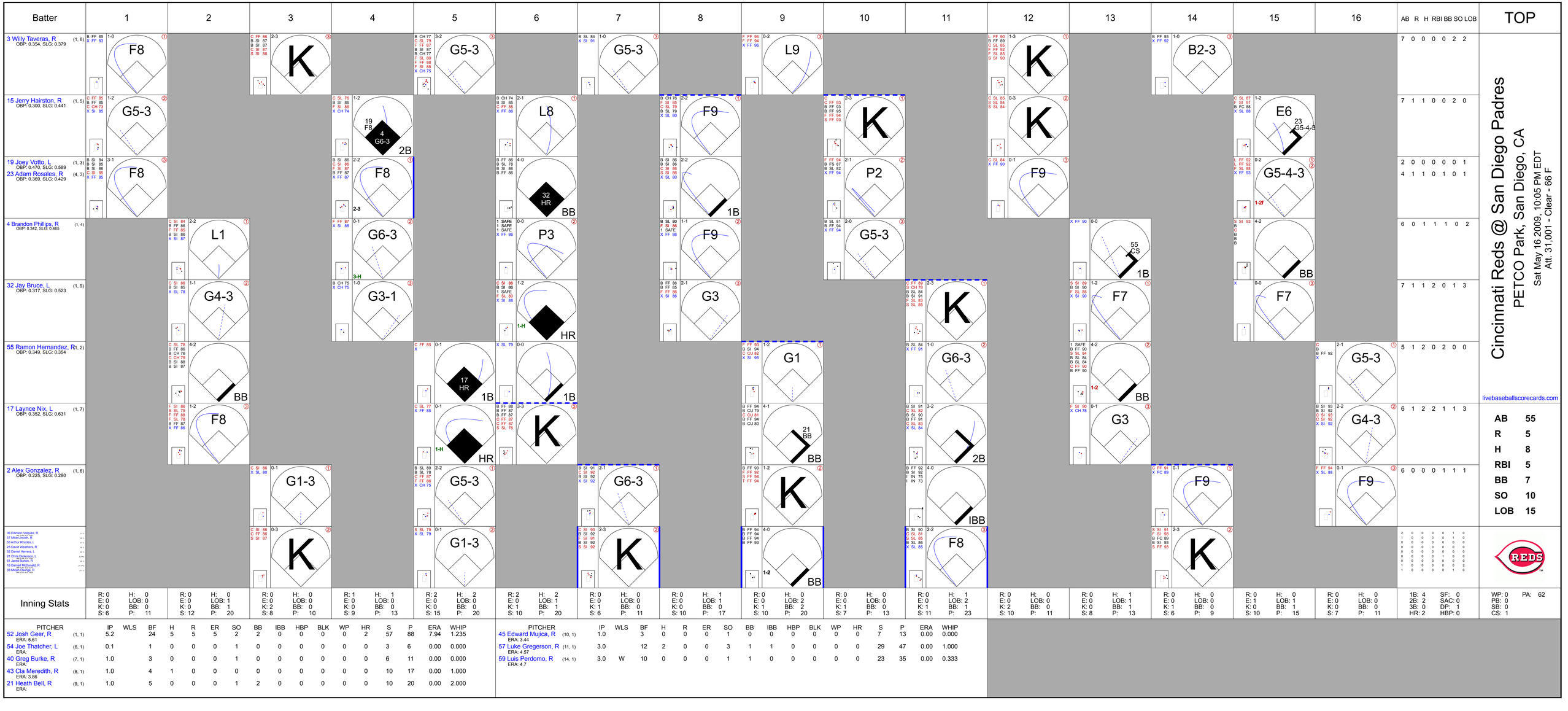
Batter
1
2
3
4
5
6
7
8
9
10
11
12
13
14
15
16
AB R H RBI BB SO LOB
TOP
3 Willy Taveras, R (1, 8)
OBP: 0.354, SLG: 0.379
F8
K
G5-3
G5-3
L9
K
B2-3
15 Jerry Hairston, R (1, 5)
OBP: 0.300, SLG: 0.441
G5-3
19 F8 4 G6-3 2B
F9
K
K
E6 23 G5-4-3
19 Joey Votto, L (1, 3)
23 Adam Rosales, R (4, 3)
OBP: 0.470, SLG: 0.589
OBP: 0.369, SLG: 0.429
F8
F8
L8
32 HR BB
P2
F9
G5-4-3 1-2f
4 Brandon Phillips, R (1, 4)
OBP: 0.342, SLG: 0.465
L1
G6-3 3-H
P3
G5-3
55 CS 1B
BB
32 Jay Bruce, L (1, 9)
OBP: 0.317, SLG: 0.523
G4-3
G3-1
1-H HR
G3
K
F7
F7
55 Ramon Hernandez, R (1, 2)
OBP: 0.349, SLG: 0.354
BB
17 HR 1B
1B
G1
G6-3
BB
G5-3
17 Laynce Nix, L (1, 7)
OBP: 0.352, SLG: 0.631
F8
1-H HR
K
21 BB BB
2B
G3
G4-3
2 Alex Gonzalez, R (1, 6)
OBP: 0.225, SLG: 0.280
G1-3
G5-3
G6-3
K
IBB
F9
F9
36 Edinson Volquez, R
57 Mike Lincoln, R
53 Arthur Rhodes, L
25 David Weathers, R
52 Daniel Herrera, L
21 Chris Dickerson, L
51 Jared Burton, R
16 Darnell McDonald, R
33 Micah Owings, R
K
K
G1-3
K
1-2 BB
F8
K
Inning Stats
R: 0 H: 0
E: 0 LOB: 0
K: 0 BB: 0
S: 6 P: 11
R: 0 H: 0
E: 0 LOB: 1
K: 0 BB: 1
S: 12 P: 20
R: 0 H: 0
E: 0 LOB: 0
K: 2 BB: 0
S: 8 P: 10
R: 1 H: 1
E: 0 LOB: 0
K: 0 BB: 0
S: 9 P: 13
R: 2 H: 2
E: 0 LOB: 0
K: 0 BB: 0
S: 15 P: 20
R: 2 H: 2
E: 0 LOB: 1
K: 1 BB: 1
S: 10 P: 20
R: 0 H: 0
E: 0 LOB: 0
K: 1 BB: 0
S: 6 P: 11
R: 0 H: 1
E: 0 LOB: 0
K: 0 BB: 0
S: 10 P: 17
R: 0 H: 0
E: 0 LOB: 2
K: 1 BB: 2
S: 10 P: 20
R: 0 H: 0
E: 0 LOB: 0
K: 1 BB: 0
S: 7 P: 13
R: 0 H: 1
E: 0 LOB: 2
K: 1 BB: 1
S: 11 P: 23
R: 0 H: 0
E: 0 LOB: 0
K: 2 BB: 0
S: 10 P: 11
R: 0 H: 1
E: 0 LOB: 1
K: 0 BB: 1
S: 8 P: 13
R: 0 H: 0
E: 0 LOB: 0
K: 1 BB: 0
S: 6 P: 9
R: 0 H: 1
E: 1 LOB: 1
K: 0 BB: 1
S: 10 P: 15
R: 0 H: 0
E: 0 LOB: 0
K: 0 BB: 0
S: 7 P: 11
1B: 4 SF: 0
2B: 2 SAC: 0
3B: 0 DP: 1
HR: 2 HBP: 0
WP: 0 PA: 62
PB: 0
SB: 0
CS: 1
PITCHER IP WLS BF H R ER SO BB IBB HBP BLK WP HR S P ERA WHIP
52 Josh Geer, R (1, 1) 5.2 24 5 5 5 2 2 0 0 0 0 0 2 57 88 7.94 1.235
ERA: 5.61
54 Joe Thatcher, L (6, 1) 0.1 1 0 0 0 1 0 0 0 0 0 0 0 3 6 0.00 0.000
ERA:
40 Greg Burke, R (7, 1) 1.0 3 0 0 0 1 0 0 0 0 0 0 0 6 11 0.00 0.000
ERA:
43 Cla Meredith, R (8, 1) 1.0 4 1 0 0 0 0 0 0 0 0 0 0 10 17 0.00 1.000
ERA: 3.86
21 Heath Bell, R (9, 1) 1.0 5 0 0 0 1 2 0 0 0 0 0 0 10 20 0.00 2.000
ERA:
PITCHER IP WLS BF H R ER SO BB IBB HBP BLK WP HR S P ERA WHIP
45 Edward Mujica, R (10, 1) 1.0 3 0 0 0 1 0 0 0 0 0 0 7 13 0.00 0.000
ERA: 3.44
57 Luke Gregerson, R (11, 1) 3.0 12 2 0 0 0 3 1 1 0 0 0 0 29 47 0.00 1.000
ERA: 4.57
59 Luis Perdomo, R (14, 1) 3.0 W 10 0 0 0 1 1 0 0 0 0 0 23 35 0.00 0.333
ERA: 4.7
Cincinnati Reds @ San Diego Padres
PETCO Park, San Diego, CA
Sat May 16 2009, 10:05 PM EDT
Att. 31,001 - Clear - 66 F
livebaseballscorecards.com
AB 55
R 5
H 8
RBI 5
BB 7
SO 10
LOB 15

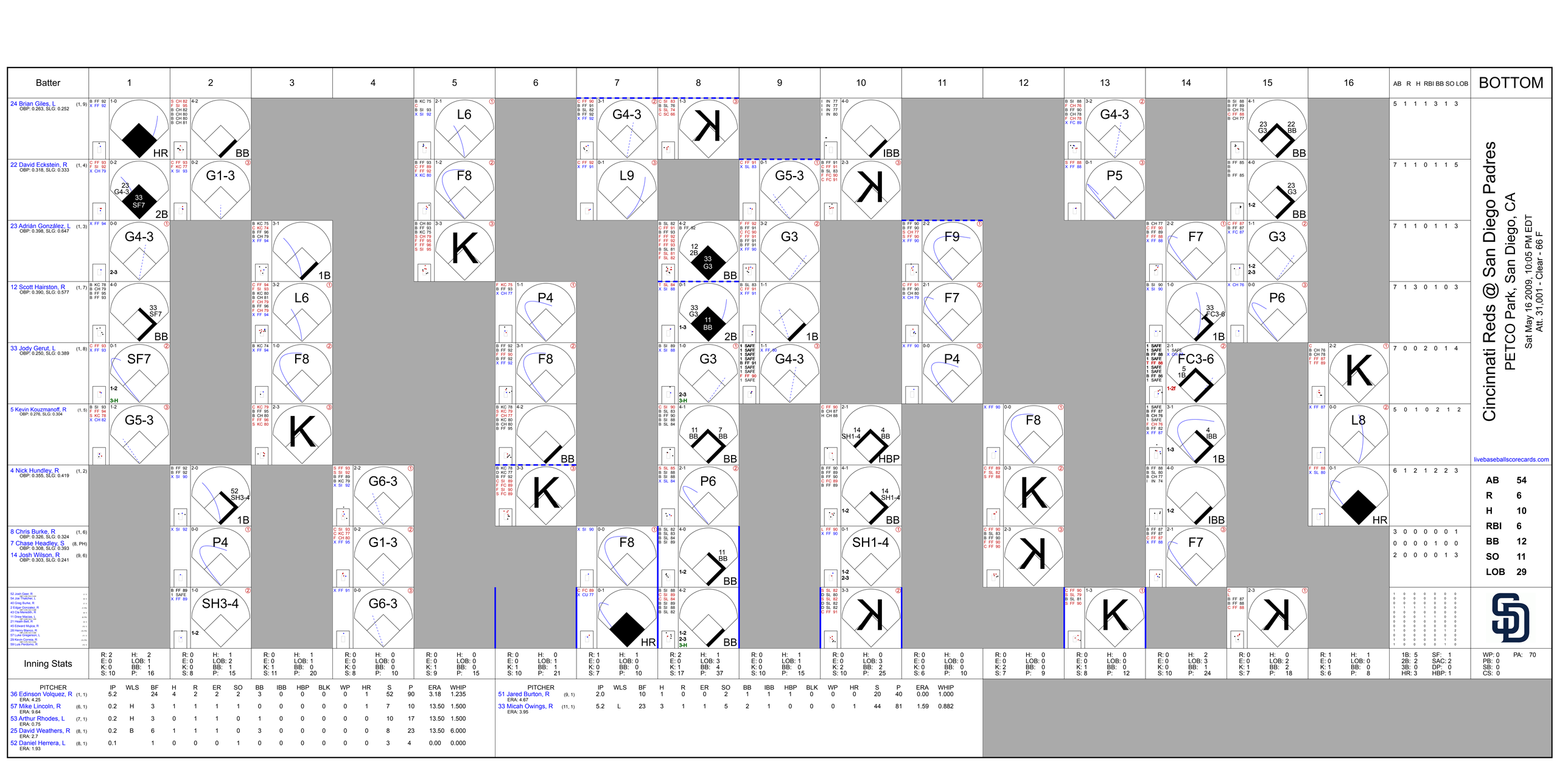
Batter
1
2
3
4
5
6
7
8
9
10
11
12
13
14
15
16
AB R H RBI BB SO LOB
BOTTOM
24 Brian Giles, L (1, 9) OBP: 0.263, SLG: 0.252
22 David Eckstein, R (1, 4) OBP: 0.318, SLG: 0.333
23 Adrián González, L (1, 3) OBP: 0.398, SLG: 0.647
12 Scott Hairston, R (1, 7) OBP: 0.390, SLG: 0.577
33 Jody Gerut, L (1, 8) OBP: 0.250, SLG: 0.389
5 Kevin Kouzmanoff, R (1, 5) OBP: 0.276, SLG: 0.304
4 Nick Hundley, R (1, 2) OBP: 0.355, SLG: 0.419
8 Chris Burke, R (1, 6) OBP: 0.326, SLG: 0.324
7 Chase Headley, S (8, PH) OBP: 0.308, SLG: 0.393
14 Josh Wilson, R (9, 6) OBP: 0.303, SLG: 0.241
52 Josh Geer, R
54 Joe Thatcher, L
40 Greg Burke, R
2 Edgar Gonzalez, R
43 Cla Meredith, R
11 Drew Macias, L
21 Heath Bell, R
45 Edward Mujica, R
28 Henry Blanco, R
57 Luke Gregerson, L
29 Kevin Correia, R
59 Luis Perdomo, R
Cincinnati Reds @ San Diego Padres
PETCO Park, San Diego, CA
Sat May 16 2009, 10:05 PM EDT
Att. 31,001 - Clear - 66 F
livebaseballscorecards.com
AB 54
R 6
H 10
RBI 6
BB 12
SO 11
LOB 29
Inning Stats
PITCHER
36 Edinson Volquez, R (1, 1) ERA: 4.25
57 Mike Lincoln, R (6, 1) ERA: 9.64
53 Arthur Rhodes, L (7, 1) ERA: 0.75
25 David Weathers, R (8, 1) ERA: 2.7
52 Daniel Herrera, L (8, 1) ERA: 1.93
51 Jared Burton, R (9, 1) ERA: 4.67
33 Micah Owings, R (11, 1) ERA: 3.95
IP WLS BF H R ER SO BB IBB HBP BLK WP HR S P ERA WHIP
5.2 24 4 2 2 2 3 0 0 0 0 1 52 90 3.18 1.235
0.2 H 3 1 1 1 1 0 0 0 0 0 1 7 10 13.50 1.500
0.2 H 3 0 1 1 0 1 0 0 0 0 0 0 10 17 13.50 1.500
0.2 B 6 1 1 1 0 3 0 0 0 0 0 0 8 23 13.50 6.000
0.1 1 0 0 0 1 0 0 0 0 0 0 3 4 0.00 0.000
2.0 10 1 1 0 0 2 1 1 0 0 0 1 44 81 1.59 0.882
5.2 L 23 3 1 1 5 2 1 0 0 0 1 20 40 0.00 1.000
1B: 5
2B: 2
3B: 0
HR: 3
SF: 1
SAC: 2
DP: 0
HBP: 1
WP: 0
PB: 0
SB: 0
CS: 0
PA: 70

Cincinnati Reds @ San Diego Padres

PETCO Park, San Diego, CA

Sun May 17 2009, 4:05 PM EDT

Att. 21,123 - Partly Cloudy - 70 F

livebaseballscorecards.com

Batter	1	2	3	4	5	6	7	8	9	AB	R	H	RBI	BB	SO	LOB
21 Chris Dickerson, L (1, 8) OBP: 0.356, SLG: 0.365	B FF 89 C FF 91 B FF 92 B FF 92 S SI 91 X FF 93 3-2 15 FC1-5 2B		X 0-0 ③ F7			C FF 91 C CU 79 B SL 81 B CU 79 B FF 92 F SL 82 F SL 81 F FF 92 F FF 93 3-2 X SL 81 HR			F FF 92 B CH 84 B SI 92 T FF 93 X SL 81 2-2 ② G4-1	4	1	2	1	0	0	0
15 Jerry Hairston, R (1, 5) OBP: 0.298, SLG: 0.433	C FF 93 X SI 92 0-1 ① FC1-5 2-3			C F X CU 77 0-2 ① G6-3		C FF 91 S SI 93 X SI 94 0-2 ③ G3-1			C FF 93 F SL 84 F SI 93 B SL 82 X CU 81 1-2 1B	4	0	1	0	0	0	1
32 Jay Bruce, L (1, 9) OBP: 0.309, SLG: 0.507	C FF 93 X FF 92 0-1 ② F7			C CH 82 B CU 78 B FF 92 S CU 81 F SL 81 F SL 80 B FF 93 X SL 80 3-2 ② F7			S CU 78 X SI 91 0-1 ① G4-3		C CU 79 C FF 94 F FC 85 F SL 82 F FF 94 S CU 80 0-3 ③ K	4	0	0	0	0	1	2
4 Brandon Phillips, R (1, 4) OBP: 0.336, SLG: 0.454	F FF 93 1 SAFE F FF 93 B FF 94 X SI 93 1-2 ③ G3			C SI 93 C SI 92 B FC 88 X SI 94 1-2 ③ P3			B FF 92 S CH 82 C SI 93 F SL 83 F CU 80 S SI 94 1-3 ② K			3	0	0	0	0	1	1
17 Laynce Nix, L (1, 7) OBP: 0.338, SLG: 0.603		F FF 90 F CU 77 F SL 82 C FF 94 0-3 ① K			C CH 81 F SI 93 C SL 82 0-3 ① K		B CU 79 C CU 78 B CH 84 S CH 85 S SL 81 2-3 ③ K			3	0	0	0	0	3	0
23 Adam Rosales, R (1, 3) OBP: 0.353, SLG: 0.407		T FF 91 X FF 91 0-1 ② F9			C FC 85 S SL 78 B CU 78 C FF 92 1-3 ② K			B SL 80 F FC 85 X FF 92 1-1 ① F9		3	0	0	0	0	1	0
29 Ryan Hanigan, R (1, 2) OBP: 0.360, SLG: 0.333		C FF 91 X SL 80 0-1 ③ G6-3			B FC 85 X SL 81 1-0 ③ P4			B FF 92 C FF 91 F FF 92 B FF 93 F SI 93 B FF 93 F SI 92 X FF 93 3-2 7 G5-4-3 1B		3	0	1	0	0	0	0
7 Paul Janish, R (1, 6) OBP: 0.389, SLG: 0.406			B SI 88 B SI 93 B FF 92 C SI 92 S FF 92 F FF 93 C 3-3 ① K			X SI 91 0-0 ① F9		C SI 93 F SL 81 B SI 93 X CU 80 1-2 ②③ G5-4-3 1-2f		3	0	0	0	0	1	1
61 Bronson Arroyo, R (1, 1) OBP: 0.077, SLG: 0.077 52 Daniel Herrera, L (8, 1) 3 Willy Taveras, R (9, PH) OBP: 0.351, SLG: 0.376			B FF 93 B B C C S 3-3 ② K			C FF 91 X SL 80 0-1 ② B1-3			C SI 92 X SL 81 0-1 ① P6	2 0 1	0 0 0	0 0 0	0 0 0	0 0 0	1 0 0	0 0 0

Inning Stats	1	2	3	4	5	6	7	8	9
	R: 0 E: 0 K: 0 S: 10 H: 1 LOB: 1 BB: 0 P: 14	R: 0 E: 0 K: 1 S: 8 H: 0 LOB: 0 BB: 0 P: 8	R: 0 E: 0 K: 2 S: 8 H: 0 LOB: 0 BB: 0 P: 14	R: 0 E: 0 K: 0 S: 11 H: 0 LOB: 0 BB: 0 P: 15	R: 0 E: 0 K: 2 S: 7 H: 0 LOB: 0 BB: 0 P: 9	R: 1 E: 0 K: 0 S: 13 H: 1 LOB: 0 BB: 0 P: 16	R: 0 E: 0 K: 2 S: 10 H: 0 LOB: 0 BB: 0 P: 13	R: 0 E: 0 K: 0 S: 10 H: 1 LOB: 0 BB: 0 P: 15	R: 0 E: 0 K: 1 S: 15 H: 1 LOB: 1 BB: 0 P: 18

1B: 2	SF: 0	WP: 0	PA: 30
2B: 1	SAC: 0	PB: 0	
3B: 0	DP: 1	SB: 0	
HR: 1	HBP: 0	CS: 0	

TOP	
AB	30
R	1
H	4
RBI	1
BB	0
SO	8
LOB	5

PITCHER	IP	WLS	BF	H	R	ER	SO	BB	IBB	HBP	BLK	WP	HR	S	P	ERA	WHIP
44 Jake Peavy, R (1, 1) ERA: 3.82	9.0	W	30	4	1	1	8	0	0	0	0	0	1	92	122	1.00	0.444

PITCHER	IP	WLS	BF	H	R	ER	SO	BB	IBB	HBP	BLK	WP	HR	S	P	ERA	WHIP

Cincinnati Reds @ San Diego Padres

PETCO Park, San Diego, CA

Sun May 17 2009, 4:05 PM EDT

Att. 21,123 - Partly Cloudy - 70 F

livebaseballscorecards.com

BOTTOM

Batter	1	2	3	4	5	6	7	8	9	AB	R	H	RBI	BB	SO	LOB
11 Drew Macias, L (1, 8) OBP: 0.545, SLG: 1.000	B CH 75 S CH 80 B CU 69 B CU 69 C CU 70 B SI 86 4-2 2 HBP 5 1B BB	C SI 86 B B B X 3-1 2B		B SI 86 B SI 87 B CH 81 B CH 79 4-0 2 BB 1-2 BB		C CU 66 B CU 70 B SI 87 X SI 87 2-1 ③ F8				2	1	1	0	2	0	0
2 Edgar Gonzalez, R (1, 4) OBP: 0.255, SLG: 0.449 22 David Eckstein, R (8, 4) OBP: 0.318, SLG: 0.333	C SL 74 H SI 88 1-1 5 1B 1-2 33 1B HBP	X 0-0 ③ P3		B CU 71 B SL 73 B CU 70 B SI 84 4-0 1-2 2-3 BB			X SI 88 0-0 ① F8			2 0	1 0	0 0	0 0	1 0	0 0	1 0
23 Adrián González, L (1, 3) OBP: 0.388, SLG: 0.629	B SI 88 F FF 87 F CU 69 X SI 86 1-2 ① F5		B SL 72 B SI 87 B CH 81 C SI 87 X SI 88 3-1 ① F9	C SI 86 X SI 88 0-1 ③ L4			B CU 68 B CH 78 B SI 85 C CU 69 X SI 87 3-1 ② G4-3			4	0	0	0	0	0	5
7 Chase Headley, S (1, 7) OBP: 0.307, SLG: 0.389	C SI 87 F SI 89 F FF 89 B FF 89 S FF 89 1-3 ② K		C B SL 77 B S S FF 89 2-3 ② K		C CU 71 X FF 85 0-1 33 FC4-6 1B		F SI 86 F CH 79 B FF 88 F SI 88 X CH 82 1-2 ③ F8			4	0	1	0	0	2	2
5 Kevin Kouzmanoff, R (1, 5) OBP: 0.289, SLG: 0.338	B SI 89 B SI 88 X SI 86 2-0 33 1B 1-3 2-H 1B		C S F SI 87 B B X 2-2 1B		X SI 86 0-0 ① F7			B SL 72 S SL 73 B SL 73 X FF 87 2-1 HR		4	1	3	2	0	0	1
33 Jody Gerut, L (1, 9) OBP: 0.250, SLG: 0.384	B SL 72 C CU 68 B FF 87 X FF 88 2-1 1-3 3-H 1B		B F X 1-1 ③ G5-3		C CU 70 F SI 86 F SI 87 B FF 89 F CH 80 F FF 90 B SI 88 F SL 75 1 SAFE 2-2 ② X CH 80 1-2f FC4-6			C SI 83 F SL 73 X SL 70 0-2 ① G4-3		4	0	1	1	0	0	2
14 Josh Wilson, R (1, 6) OBP: 0.270, SLG: 0.212	B CU 69 B SL 73 C CU 69 C SL 73 B FF 86 X SI 86 3-2 ③ F8			F CH 79 F SL 73 S SL 75 0-3 ① K	X CU 71 0-0 ③ G4-3			B SL 73 X SI 82 1-0 ② F9		4	0	0	0	0	1	3
28 Henry Blanco, R (1, 2) OBP: 0.240, SLG: 0.341		X CH 78 0-0 ① F7		B SI 86 C CU 70 B SI 87 B CH 78 B CU 69 4-1 2 BB 11 BB BB		C SL 74 C SL 73 S SL 76 0-3 ① K		C SI 83 C SC 66 B SC 64 X SC 67 1-2 ③ G4-3		3	0	0	0	1	1	0
44 Jake Peavy, R (1, 1)		F CH 78 X 0-1 ② G6-3		L SL 73 L FF 86 X SL 74 0-2 ② F8		F SL 72 F SI 88 B SI 88 B SL 76 X SI 87 2-2 ② F8				3	0	0	0	0	0	1

Inning Stats	1	2	3	4	5	6	7	8	9
	R: 2 E: 0 K: 1 S: 16 H: 2 LOB: 2 BB: 1 P: 30	R: 0 E: 0 K: 0 S: 6 H: 1 LOB: 1 BB: 0 P: 9	R: 0 E: 0 K: 1 S: 11 H: 1 LOB: 1 BB: 0 P: 19	R: 0 E: 0 K: 1 S: 9 H: 0 LOB: 3 BB: 3 P: 21	R: 0 E: 0 K: 0 S: 11 H: 1 LOB: 1 BB: 0 P: 13	R: 0 E: 0 K: 1 S: 8 H: 0 LOB: 0 BB: 0 P: 12	R: 0 E: 0 K: 0 S: 7 H: 0 LOB: 0 BB: 0 P: 11	R: 1 E: 0 K: 0 S: 9 H: 1 LOB: 0 BB: 0 P: 13	

	AB	30
	R	3
	H	6
	RBI	3
	BB	4
	SO	4
	LOB	15

1B: 4 SF: 0
2B: 1 SAC: 0
3B: 0 DP: 0
HR: 1 HBP: 1

WP: 0 PA: 35
PB: 0
SB: 0
CS: 0

PITCHER		IP	WLS	BF	H	R	ER	SO	BB	IBB	HBP	BLK	WP	HR	S	P	ERA	WHIP
61 Bronson Arroyo, R ERA: 6.56	(1, 1)	7.0	L	32	6	3	3	4	4	0	1	0	0	1	70	119	3.86	1.429
52 Daniel Herrera, L ERA: 1.8	(8, 1)	1.0		3	0	0	0	0	0	0	0	0	0	0	7	9	0.00	0.000

PITCHER	IP	WLS	BF	H	R	ER	SO	BB	IBB	HBP	BLK	WP	HR	S	P	ERA	WHIP

Batter	1	2	3	4	5	6	7	8	9	AB	R	H	RBI	BB	SO	LOB
11 Jimmy Rollins, S (1, 6) OBP: 0.268, SLG: 0.325	C FF 92 B FF 92 C SL 88 S FF 93 1-3 ① K		B FF 92 X SL 82 1-0 ① G3		F FF 96 C SL 89 B FF 95 B FF 96 B SL 90 X SL 89 3-2 26 1B 29 SF7 1-3 3-H 2B		B SL 86 B FF 95 X FF 94 2-0 ③ F9			4	1	1	1	0	1	0
26 Chase Utley, L (1, 4) OBP: 0.438, SLG: 0.579	B FF 92 B FF 94 X FF 93 2-0 ② F7		C FF 94 B FF 95 C SL 88 B FF 95 B SL 88 X SL 90 3-2 ② F8		X FF 96 0-0 2-3 3-H 1B			B SL 82 C FF 92 X FF 93 1-1 ① P4		4	0	1	1	0	0	0
29 Raul Ibanez, L (1, 7) OBP: 0.415, SLG: 0.699	B FF 95 B FF 93 B FF 94 C FF 93 S FF 95 S FF 96 3-3 ③ K		B SL 86 T FF 96 F FF 96 B FF 97 B FF 96 X FF 96 3-2 ③ G3		B FF 95 F FF 95 F SL 87 F FF 95 B FF 94 F SL 90 X FF 96 2-2 ② SF7 3-H			B FF 93 X FF 92 1-0 ② G6-3		3	0	0	1	0	1	0
6 Ryan Howard, L (1, 3) OBP: 0.349, SLG: 0.534		F FF 93 B FF 93 B FF 94 C FF 94 F FF 95 X SL 90 2-2 HR		F FF 93 X SL 87 0-1 ① G3	F SL 87 F FF 94 T FF 94 0-2 ③ K			B FF 94 B SL 83 B FF 94 C FF 93 B FF 93 4-1 28 FC6-4 BB		3	1	1	1	1	1	1
28 Jayson Werth, R (1, 9) OBP: 0.386, SLG: 0.523		C FF 94 B FF 94 B SL 90 F FF 96 B FF 95 F FF 96 X FF 95 3-2 ① G6-3		B SL 89 B SL 88 F FF 94 X FF 94 2-1 ② G5-3		B SL 88 B SL 85 B FF 93 F FF 91 X FF 94 3-1 ① F9		B FF 94 F FF 93 X FF 92 1-1 ③ FC6-4 1-2f		4	0	0	0	0	0	1
8 Shane Victorino, S (1, 8) OBP: 0.303, SLG: 0.413		B FF 96 S FF 94 C FF 95 F FF 94 X SL 90 1-2 7 1B 1B		X FF 94 0-0 ③ G6-3		B FF 94 C FF 94 X CH 85 1-1 ② G4-3			C FF 94 B CH 88 F FF 94 B FF 96 F FF 95 F SL 86 B SL 89 F SL 88 C FF 96 3-3 ① K	4	0	1	0	0	1	0
7 Pedro Feliz, R (1, 5) OBP: 0.383, SLG: 0.435		B FF 95 C SL 86 B FF 92 1 SAFE X SL 85 2-1 1-2 1B		C FF 94 X FF 94 0-1 35 1B 11 2B 2B		C FF 95 B CH 87 B CH 86 B FF 96 X FF 95 3-1 ③ G6-3			X SL 88 0-0 ② G5-3	4	1	2	0	0	0	0
51 Carlos Ruiz, R (1, 2) OBP: 0.371, SLG: 0.314		B FF 95 X FF 93 1-0 ② F7		C SL 88 D SL 88 B FF 93 S SL 88 X FF 93 2-2 ① F9			C SL 88 B SL 88 B FF 93 F FF 93 C FF 94 2-3 ① K		B FF 96 C SL 87 X FF 96 1-1 ③ L8	4	0	0	0	0	1	3
35 Cole Hamels, L (1, 1) OBP: 0.100, SLG: 0.100 19 Greg Dobbs, L (7, PH) OBP: 0.194, SLG: 0.121 55 Clay Condrey, R (7, 1) 46 Ryan Madson, L (8, 1) 54 Brad Lidge, R (9, 1)		S FF 95 F FF 94 B FF 94 X FF 94 1-2 ③ G1-3		S FF 95 B FF 94 S FF 96 X FF 95 1-2 11 2B 26 1B 2-3 1B			X FF 95 0-0 ② G4-3			2 1 0 0 0	1 0 0 0 0	1 0 0 0 0	0 0 0 0 0	0 0 0 0 0	0 0 0 0 0	2 0 0 0 0
Inning Stats	R: 0 E: 0 K: 2 S: 7 H: 0 LOB: 0 BB: 0 P: 13	R: 1 E: 0 K: 0 S: 18 H: 3 LOB: 2 BB: 0 P: 28	R: 0 E: 0 K: 0 S: 7 H: 0 LOB: 0 BB: 0 P: 14	R: 0 E: 0 K: 0 S: 5 H: 0 LOB: 0 BB: 0 P: 7	R: 3 E: 0 K: 1 S: 20 H: 4 LOB: 1 BB: 0 P: 28	R: 0 E: 0 K: 0 S: 6 H: 0 LOB: 0 BB: 0 P: 13	R: 0 E: 0 K: 1 S: 5 H: 0 LOB: 0 BB: 0 P: 9	R: 0 E: 0 K: 0 S: 6 H: 0 LOB: 1 BB: 1 P: 13	R: 0 E: 0 K: 1 S: 9 H: 0 LOB: 0 BB: 0 P: 13	1B: 4 2B: 2 3B: 0 HR: 1 SF: 1 SAC: 0 DP: 0 HBP: 0						

PITCHER		IP	WLS	BF	H	R	ER	SO	BB	IBB	HBP	BLK	WP	HR	S	P	ERA	WHIP
47 Johnny Cueto, R ERA: 2.35	(1, 1)	7.0	L	28	7	4	4	4	0	0	0	0	0	1	68	112	5.14	1.000
53 Arthur Rhodes, L ERA: 0.69	(8, 1)	1.0		4	0	0	0	0	1	0	0	0	0	0	6	13	0.00	1.000
48 Francisco Cordero, R ERA: 2.25	(9, 1)	1.0		3	0	0	0	1	0	0	0	0	0	0	9	13	0.00	0.000

PITCHER	IP	WLS	BF	H	R	ER	SO	BB	IBB	HBP	BLK	WP	HR	S	P	ERA	WHIP

TOP

Philadelphia Phillies @ Cincinnati Reds

Great American Ball Park, Cincinnati, OH

Tue May 19 2009, 7:10 PM EDT

Att. 18,449 - Clear - 73 F

livebaseballscorecards.com

AB	33
R	4
H	7
RBI	4
BB	1
SO	5
LOB	7

BOTTOM

Batter	1	2	3	4	5	6	7	8	9	AB	R	H	RBI	BB	SO	LOB
3 Willy Taveras, R (1, 8) OBP: 0.340, SLG: 0.362	C FF 86 C FF 89 S FF 89 0-3 K ①		C FF 92 B CU 76 L CH 82 X FF 90 1-2 F9 ③		C CH 81 F FF 90 B FF 89 T CH 82 1-2 K ③		X FF 90 0-0 FC6-4 15 S ② 1-2f		B FF 95 S FF 86 S FF 86 B FF 88 B FF 96 F FF 85 F FF 86 S FF 86 3-3 K ②	5	0	0	0	0	3	4
15 Jerry Hairston, R (1, 5) OBP: 0.294, SLG: 0.451	C FF 89 B CU 76 B FF 90 C CH 80 X FF 92 2-2 G6-3 ②			C FF 89 B FF 90 B CU 75 F CH 81 X CH 82 2-2 G5-3 ①		F FF 88 F FF 87 B FF 89 B FF 89 X CH 80 2-2 HR	1 SAFE 1 SAFE C FF 90 C SL 86 P PO 80 F FF 91 B FC 91 B FF 90 X SL 85 3-2 G6-3 ③ 1-2		F FF 94 B FF 87 X FF 86 1-1 F8 ③	5	1	1	1	0	0	3
4 Brandon Phillips, R (1, 4) OBP: 0.340, SLG: 0.470	F CH 82 F FF 91 F FF 90 B FF 92 B CU 78 X CH 82 2-2 G5-3 ③			S CH 80 B FF 92 X FF 92 1-1 G3 ②		S FF 91 B CU 76 B CU 74 X FF 90 2-1 55 SF9 3B		X FF 96 0-0 55 G5-3 1B		4	1	2	0	0	0	0
32 Jay Bruce, L (1, 9) OBP: 0.307, SLG: 0.522		B CH 79 C FF 90 F FF 89 F CU 76 B CH 81 S CH 82 2-3 K ①		B CU 72 B FF 91 F FF 90 B FF 90 S FF 90 F FF 93 X CH 81 3-2 HR		F FF 88 C FF 90 S FF 89 0-3 K ①		B FC 90 F FF 97 S CH 84 1 SAFE B FF 96 S CH 84 2-3 K ①		4	1	1	1	0	3	2
55 Ramon Hernandez, R (1, 2) OBP: 0.354, SLG: 0.371		C CU 73 B FF 92 B CH 81 B FF 92 C CH 81 F FF 93 F FF 90 X FF 93 3-2 2B		C CH 81 B CH 82 C CH 81 B FF 92 B CU 78 F FF 93 X CH 82 3-2 1B		X FF 91 0-0 SF9 3-H ②		1 SAFE 1 SAFE C FC 90 D CH 84 F FF 96 X CH 85 1-2 G5-3 ② 1-2		3	0	2	1	0	0	1
23 Adam Rosales, R (1, 3) OBP: 0.347, SLG: 0.387		C CH 80 S CH 82 B FF 92 S CH 83 1-3 K ②		B FF 91 C FF 90 F FF 90 F FF 92 S CH 82 1-3 K ③		B CH 81 B FF 92 B FF 91 C FF 91 B FF 91 4-1 BB		B FC 91 X FC 92 1-0 F9 ③		3	0	0	0	1	2	3
16 Darnell McDonald, R (1, 7) OBP: 0.231, SLG: 0.243		B CU 75 F FF 92 X FF 92 1-1 F7 ③			B FF 87 C FF 86 X CH 79 1-1 G6-3 ①	B FF 91 C CH 80 F FF 90 F FF 89 S FF 89 1-3 K ③			S FF 86 S FF 88 X FF 95 0-2 F9 ①	4	0	0	0	0	1	2
2 Alex Gonzalez, R (1, 6) OBP: 0.226, SLG: 0.279 7 Paul Janish, R (9, PR) OBP: 0.389, SLG: 0.406			B FF 90 C FF 89 S CH 80 B FF 92 B CU 77 F FF 92 F CH 82 X FF 92 3-2 F9 ①		B FF 90 C FF 87 X CH 80 1-1 P3 ②		B SL 84 C FF 90 F FF 89 X SL 83 1-2 G3 ①		X FF 86 0-0 17 BB 1B	4 0	0 0	1 0	0 0	0 0	0 0	0 0
47 Johnny Cueto, R (1, 1) OBP: 0.222, SLG: 0.176 21 Chris Dickerson, L (7, PH) OBP: 0.363, SLG: 0.365 53 Arthur Rhodes, L (8, 1) 48 Francisco Cordero, R (9, 1) 17 Laynce Nix, L (9, PH) OBP: 0.347, SLG: 0.603			L FF 91 C CH 81 B FF 92 X CH 82 1-2 G1-3 ②		C FF 88 B CH 81 F FF 89 B CU 78 B FF 90 B FF 91 4-2 BB		F SL 85 F FF 90 B FF 91 F FC 88 B FC 87 B CH 82 B FF 91 4-2 3 FC6-4 BB		B FF 94 B FF 85 B FF 84 C FF 94 C FF 85 F FF 87 B FF 87 4-2 BB 1-2	1 0 0 0 0	0 0 0 0 0	0 0 0 0 0	0 0 0 0 0	1 1 0 0 1	0 0 0 0 0	0 0 0 0 0
Inning Stats	R: 0 E: 0 K: 1 S: 10 H: 0 LOB: 0 BB: 0 P: 14	R: 0 E: 0 K: 2 S: 14 H: 1 LOB: 1 BB: 0 P: 21	R: 0 E: 0 K: 0 S: 11 H: 0 LOB: 0 BB: 0 P: 16	R: 1 E: 0 K: 1 S: 17 H: 2 LOB: 1 BB: 0 P: 27	R: 0 E: 0 K: 1 S: 9 H: 0 LOB: 1 BB: 1 P: 16	R: 2 E: 0 K: 2 S: 14 H: 2 LOB: 1 BB: 1 P: 23	R: 0 E: 0 K: 0 S: 12 H: 0 LOB: 1 BB: 1 P: 19	R: 0 E: 0 K: 1 S: 8 H: 1 LOB: 1 BB: 0 P: 12	R: 0 E: 0 K: 1 S: 14 H: 1 LOB: 2 BB: 1 P: 22	1B: 3 2B: 1 3B: 1 HR: 2		SF: 1 SAC: 0 DP: 0 HBP: 0		WP: 0 PB: 0 SB: 1 CS: 0	PA: 38	

PITCHER		IP	WLS	BF	H	R	ER	SO	BB	IBB	HBP	BLK	WP	HR	S	P	ERA	WHIP
35 Cole Hamels, L ERA: 4.95	(1, 1)	6.0	W	25	5	3	3	7	2	0	0	0	0	2	75	117	4.50	1.167
55 Clay Condrey, R ERA: 2.49	(7, 1)	1.0	H	4	0	0	0	0	1	0	0	0	0	0	12	19	0.00	1.000
46 Ryan Madson, R ERA: 3.38	(8, 1)	1.0	H	4	1	0	0	1	0	0	0	0	0	0	8	12	0.00	1.000
54 Brad Lidge, R ERA: 7.85	(9, 1)	1.0	S	5	1	0	0	1	1	0	0	0	0	0	14	22	0.00	2.000

PITCHER	IP	WLS	BF	H	R	ER	SO	BB	IBB	HBP	BLK	WP	HR	S	P	ERA	WHIP

Philadelphia Phillies @ Cincinnati Reds

Great American Ball Park, Cincinnati, OH

Tue May 19 2009, 7:10 PM EDT

Att. 18,449 - Clear - 73 F

livebaseballscorecards.com

AB	33
R	3
H	7
RBI	3
BB	4
SO	9
LOB	15

Philadelphia Phillies @ Cincinnati Reds

Great American Ball Park, Cincinnati, OH

Wed May 20 2009, 7:10 PM EDT

Att. 15,661 - Clear - 78 F

TOP

livebaseballscorecards.com

Batter	1	2	3	4	5	6	7	8	9	AB	R	H	RBI	BB	SO	LOB
11 Jimmy Rollins, S (1, 6) OBP: 0.262, SLG: 0.317	S CU 73 B FF 89 S SI 88 X FF 90 1-2 ① F7		F FF 88 B FF 90 F FF 89 S FF 90 1-3 ② K		C CU 74 F SL 79 B SL 80 F FF 91 X SL 77 1-2 ③ P6			C FF 92 X FF 85 0-1 ② G5-3		4	0	0	0	0	1	1
26 Chase Utley, L (1, 4) OBP: 0.427, SLG: 0.560	B SI 88 C CU 72 B SI 88 B CU 73 X FF 90 3-1 ② F7		C FF 89 B FF 90 D SL 80 B SL 82 C CU 76 X SI 91 3-2 ③ G4-3			B FF 87 C CU 74 X FF 89 1-1 ① F7		C SL 80 B FF 92 X FF 92 1-1 ③ F9		4	0	0	0	0	0	1
29 Raul Ibanez, L (1, 7) OBP: 0.411, SLG: 0.707	C FF 88 B FF 89 S FF 88 F FF 89 B FF 90 T FF 91 2-2 ③ K			B FF 86 C SL 79 B SI 88 X FF 89 2-1 HR		C FF 88 F FF 88 B FF 90 S FF 89 1-3 ② K			C FF 93 B FF 94 X CH 86 1-1 ① G4-3	4	1	1	1	0	2	0
6 Ryan Howard, L (1, 3) OBP: 0.353, SLG: 0.537		B FF 87 B FF 87 F FF 88 X FF 88 2-1 ① F9		B FF 88 B FF 89 B FF 89 X FF 89 3-0 2B		B FF 88 F FF 89 F SL 81 F FF 90 F SL 82 F SL 82 B SL 80 F FF 91 B SL 80 4-2 BB			C FF 94 S CH 87 C FF 94 0-3 ② K	3	0	1	0	1	1	0
28 Jayson Werth, R (1, 9) OBP: 0.376, SLG: 0.507		B FF 88 C FF 89 B FF 88 B FF 89 F FF 89 F FF 91 S FF 91 3-3 ② K		C FF 89 S SL 82 B FF 91 C FF 90 1-3 ① K			C FF 91 S FF 92 S FF 92 0-3 ③ K		C SL 88 B SL 87 C FF 95 B SL 87 B FF 94 X SL 86 3-2 ③ G6-3	4	0	0	0	0	3	2
8 Shane Victorino, S (1, 8) OBP: 0.309, SLG: 0.420		C SI 90 B FF 90 X FF 89 1-1 2B		B FF 90 B CH 84 B FF 90 F FF 88 F FF 90 B SI 91 4-2 7 G6-4-3 BB			C FF 87 B CH 81 F FF 88 X FF 89 1-2 ① G3			2	0	1	0	1	0	0
7 Pedro Feliz, R (1, 5) OBP: 0.375, SLG: 0.425		C SL 81 F FF 90 B FF 92 C FF 92 1-3 ③ K		S FF 90 X SL 81 0-1 ② ③ G6-4-3 1-2f			B CU 76 C CU 75 C SL 80 C FF 91 1-3 ② K			3	0	0	0	0	2	3
27 Chris Coste, R (1, 2) OBP: 0.333, SLG: 0.414			C FF 87 X CU 74 0-1 50 SH2-4 2B		X FF 86 0-0 ① G5-3		C FF 90 F FF 91 B FF 91 S SL 83 1-3 ③ K			3	0	1	0	0	1	0
50 Jamie Moyer, L (1, 1) OBP: 0.412, SLG: 0.100			X FF 86 0-0 ① SH2-4 2-3		C FF 85 C CU 75 X SL 79 0-2 ② G4-3			C FF 91 B FF 91 F FF 92 B FF 92 B FF 92 F FF 92 X FF 92 3-2 ① F9		1	0	0	0	0	0	0
37 Chad Durbin, R (7, 1) OBP: 0.333, SLG: 0.333										0	0	0	0	0	0	0
53 Sergio Escalona, L (7, 1)										0	0	0	0	0	0	0
4 Eric Bruntlett, R (8, PH) OBP: 0.200, SLG: 0.267										1	0	0	0	0	0	0
57 Jack Taschner, L (8, 1)										0	0	0	0	0	0	0
Inning Stats	R: 0 E: 0 K: 1 S: 9 H: 0 LOB: 0 BB: 0 P: 15	R: 0 E: 0 K: 2 S: 11 H: 1 LOB: 1 BB: 0 P: 18	R: 0 E: 0 K: 1 S: 9 H: 1 LOB: 1 BB: 0 P: 13	R: 1 E: 0 K: 1 S: 10 H: 2 LOB: 1 BB: 1 P: 20	R: 0 E: 0 K: 0 S: 8 H: 0 LOB: 0 BB: 0 P: 9	R: 0 E: 0 K: 2 S: 16 H: 0 LOB: 1 BB: 1 P: 22	R: 0 E: 0 K: 2 S: 9 H: 0 LOB: 0 BB: 0 P: 12	R: 0 E: 0 K: 0 S: 8 H: 0 LOB: 0 BB: 0 P: 12	R: 0 E: 0 K: 1 S: 8 H: 0 LOB: 0 BB: 0 P: 12	1B: 0 2B: 3 3B: 0 HR: 1 SF: 0 SAC: 1 DP: 1 HBP: 0						

	AB	29
	R	1
	H	4
	RBI	1
	BB	2
	SO	10
	LOB	7

WP: 0 PB: 0 SB: 0 CS: 0 PA: 32

PITCHER		IP	WLS	BF	H	R	ER	SO	BB	IBB	HBP	BLK	WP	HR	S	P	ERA	WHIP
39 Aaron Harang, R ERA: 3.19	(1, 1)	7.0	W	26	4	1	1	9	2	0	0	0	0	1	72	109	1.29	0.857
53 Arthur Rhodes, L ERA: 0.64	(8, 1)	1.0		3	0	0	0	0	0	0	0	0	0	0	8	12	0.00	0.000
48 Francisco Cordero, R ERA: 2.12	(9, 1)	1.0		3	0	0	0	1	0	0	0	0	0	0	8	12	0.00	0.000

PITCHER	IP	WLS	BF	H	R	ER	SO	BB	IBB	HBP	BLK	WP	HR	S	P	ERA	WHIP

BOTTOM

Philadelphia Phillies @ Cincinnati Reds

Great American Ball Park, Cincinnati, OH

Wed May 20 2009, 7:10 PM EDT

Att. 15,661 - Clear - 78 F

livebaseballscorecards.com

Batter	1	2	3	4	5	6	7	8	9	AB	R	H	RBI	BB	SO	LOB
3 Willy Taveras, R (1, 8) OBP: 0.350, SLG: 0.369	B SI 82 F SI 83 B SI 82 M SI 83 X CH 74 2-2 15 G5-3 4 1B 1B	B SI 83 F SI 80 F SI 83 X SI 83 1-2 ③ P4			C SI 82 B SI 80 X SI 81 1-1 15 CS 1B		C FC 86 1 SAFE 1 SAFE B FC 86 B FF 90 C FF 91 B FC 87 B SI 91 4-2 4 3B 1-2 BB			3	2	2	0	1	0	0
15 Jerry Hairston, R (1, 5) OBP: 0.301, SLG: 0.462	B SI 84 L SI 82 1 SAFE X SI 83 1-1 ① G5-3 1-2		B SI 82 B SI 83 B SI 79 C SI 83 C SI 83 F SI 82 X SI 82 3-2 4 SH1-3 32 1B 2B		1 SAFE 1 SAFE C SI 81 1 SAFE 1 SAFE 1 SAFE X SI 82 0-1 ① 32 2B 1-2 1B		B FC 87 F FC 86 B SI 89 S FC 86 S FF 90 2-3 ② K			4	1	2	0	0	1	3
4 Brandon Phillips, R (1, 4) OBP: 0.346, SLG: 0.489	X SI 83 0-0 32 BLK 2-H 1B		S CH 77 X CH 76 0-1 ① SH1-3 2-3		1 SAFE 1 SAFE X SI 82 0-0 ② P4		X CU 77 0-0 1-H 2-H 3B			3	0	2	3	0	0	1
32 Jay Bruce, L (1, 9) OBP: 0.312, SLG: 0.528	C SI 83 F SI 83 F SI 82 B SI 82 S SI 82 1-3 ② K 2-3		F SI 82 F SI 81 X FC 76 0-2 55 CS 3-H 1B		C SI 82 F SI 81 F SI 82 F SI 82 B SI 82 B CH 75 F SI 82 F CH 73 2-2 ③ F SI 82 X SI 83 1-H 2B		F SI 90 S SI 90 S CU 79 0-3 ③ K			4	0	2	1	0	2	2
55 Ramon Hernandez, R (1, 3) OBP: 0.351, SLG: 0.361	B CH 76 B CH 75 C CH 75 B SI 82 B SI 79 4-1 BB		1 SAFE B CU 67 C CH 75 X SI 82 1-1 ②③ G1-3 1-2			C CU 67 C SI 80 B SI 80 B FF 80 X CH 73 2-2 ① P4		C FF 88 S CH 81 B SL 82 B CH 83 B SI 91 X FF 91 3-2 ① F7		3	0	0	0	1	0	1
2 Alex Gonzalez, R (1, 6) OBP: 0.227, SLG: 0.278	B SI 83 X SI 82 1-0 ③ F8			C CU 68 B SI 81 F CH 75 B SI 81 B SI 81 F SI 82 X SI 82 3-2 ① F9		B SI 81 S CH 74 X CH 74 1-1 ② P3		F CH 82 F SI 89 B SI 90 B FF 90 X CH 82 2-2 29 FC3-6 16 HBP 1B		4	0	1	0	0	0	2
16 Darnell McDonald, R (1, 7) OBP: 0.233, SLG: 0.225		B SI 82 B CH 76 X SI 82 2-0 ① G5-3		C CU 68 B CH 75 X CH 75 1-1 ② F7		B CU 68 F CH 74 C CH 74 B FC 77 X CH 73 2-2 ③ F9		F SI 89 F CH 83 H SI 92 1-2 29 FC3-6 1-2 HBP		3	0	0	0	0	0	0
29 Ryan Hanigan, R (1, 2) OBP: 0.370, SLG: 0.408		C SI 82 F CH 76 F SI 82 B CH 75 F SI 82 B SI 82 X SI 83 2-2 HR		S CU 68 B SI 80 C SI 81 B SI 81 F FC 77 B SI 82 X CH 75 3-2 1B			B FC 86 C FC 86 B FC 85 B FF 89 X FF 90 3-1 ① P4	C CH 82 C SI 90 F FF 86 X SI 90 0-2 ② FC3-6 1-2f 2-3		4	1	2	1	0	0	2
39 Aaron Harang, R (1, 1) OBP: 0.100, SLG: 0.053 21 Chris Dickerson, L (7, PH) OBP: 0.370, SLG: 0.373 53 Arthur Rhodes, L (8, 1) 23 Adam Rosales, R (8, PH) OBP: 0.342, SLG: 0.381 48 Francisco Cordero, R (9, 1)		C SI 82 B SI 82 S SI 82 F SI 82 S SI 82 1-3 ② K		S SI 82 B SI 81 X SI 81 1-1 ③ G2-3			C FC 87 X CH 78 0-1 3 S 4 3B 1B	X CH 82 0-0 ③ F8		2 1 0 1 0	0 1 0 0 0	0 1 0 0 0	0 1 0 0 0	1 0 0 0 0	1 0 0 2 0	
Inning Stats	R: 1 E: 0 K: 1 S: 12 H: 2 LOB: 2 BB: 1 P: 21	R: 1 E: 0 K: 1 S: 13 H: 1 LOB: 0 BB: 0 P: 19	R: 1 E: 0 K: 0 S: 11 H: 2 LOB: 0 BB: 0 P: 15	R: 0 E: 0 K: 0 S: 12 H: 1 LOB: 1 BB: 0 P: 20	R: 0 E: 0 K: 0 S: 14 H: 3 LOB: 2 BB: 0 P: 17	R: 0 E: 0 K: 0 S: 8 H: 0 LOB: 0 BB: 0 P: 13	R: 2 E: 0 K: 2 S: 13 H: 2 LOB: 1 BB: 1 P: 22	R: 0 E: 0 K: 0 S: 13 H: 1 LOB: 2 BB: 0 P: 19		1B: 8 2B: 2 3B: 1 HR: 1 SF: 0 SAC: 1 DP: 0 HBP: 1				WP: 0 PB: 0 SB: 1 CS: 2 PA: 36		

PITCHER		IP	WLS	BF	H	R	ER	SO	BB	IBB	HBP	BLK	WP	HR	S	P	ERA	WHIP
50 Jamie Moyer, L ERA: 7.62	(1, 1)	6.0	L	25	9	3	3	2	1	0	0	1	0	1	70	105	4.50	1.667
37 Chad Durbin, R ERA: 4.7	(7, 1)	0.2		5	2	2	2	1	1	0	0	0	0	0	10	19	27.00	4.500
53 Sergio Escalona, L ERA:	(7, 1)	0.1		1	0	0	0	1	0	0	0	0	0	0	3	3	0.00	0.000
57 Jack Taschner, L ERA: 3.66	(8, 1)	1.0		5	1	0	0	0	0	0	1	0	0	0	13	19	0.00	1.000

PITCHER	IP	WLS	BF	H	R	ER	SO	BB	IBB	HBP	BLK	WP	HR	S	P	ERA	WHIP

Philadelphia Phillies @ Cincinnati Reds

Great American Ball Park, Cincinnati, OH

Thu May 21 2009, 12:35 PM EDT

Att. 25,901 - Sunny - 78 F

livebaseballscorecards.com

TOP

Batter	1	2	3	4	5	6	7	8	9	AB	R	H	RBI	BB	SO	LOB
11 Jimmy Rollins, S (1, 6) OBP: 0.275, SLG: 0.329	C FF 88 B FC 87 F FF 86 B FC 88 B FF 88 X SL 78 3-2 26 2B 29 G4-3 1B	B SL 80 S SL 80 B FC 86 F CH 78 D SL 82 X CH 78 3-2 1-2 26 S 26 1B 1B		B CH 79 C CH 79 X FF 89 1-1 ② F9		C SL 75 F SC 66 X SC 66 0-2 1-3 1B	B CH 88 C FC 93 X SL 83 1-1 2-H 1B		C SL 82 B CH 84 F CH 83 F SI 89 B CH 84 F SI 88 C SI 88 2-3 ③ K	6	2	4	1	0	1	1
26 Chase Utley, L (1, 4) OBP: 0.432, SLG: 0.597	B FF 86 1 SAFE X FF 89 1-0 1-3 2B	C FC 89 2 SAFE C SL 81 F FF 87 X SI 79 0-2 1-H 2-H 29 2B 1B		B CH 79 C CH 80 B SL 78 F FF 90 X CH 82 2-2 HR		B SL 73 F FF 82 F FF 84 X SL 75 1-2 ② 3-H SF9	S SL 83 F CH 88 B SL 82 B CH 88 B FF 91 C FF 91 3-3 ③ K			4	2	3	4	0	1	1
29 Raul Ibanez, L (1, 7) OBP: 0.410, SLG: 0.724	B CH 79 X CH 77 1-0 ① G4-3 3-H	B CH 80 X CH 79 1-0 1-H 2B		B FF 89 T FF 90 S CH 81 F FF 90 B FF 90 B CH 82 X CH 83 3-2 ③ G3		C FF 82 X SL 74 0-1 ③ G4-3		C SI 91 B SI 90 X CH 85 1-1 HR		5	1	2	3	0	0	2
6 Ryan Howard, L (1, 3) OBP: 0.349, SLG: 0.545	F SL 80 B FC 86 B SL 81 X SL 81 2-1 ② F8	S FF 88 B FC 88 S SL 79 F FF 87 F SL 80 S SL 82 1-3 ③ K			B FF 89 F FF 89 B FF 89 S CH 81 S CH 83 2-3 ① K		B FF 82 X SL 74 1-0 HR	B SI 92 S CU 76 B SI 91 B SI 92 F SI 90 X CU 74 3-2 ① F7		5	1	1	1	0	2	2
12 Matt Stairs, L (1, 9) OBP: 0.515, SLG: 0.609 28 Jayson Werth, R (7, PH) OBP: 0.371, SLG: 0.500 (7, 9)	B CH 78 B CH 80 C SL 79 B FC 88 C CH 78 B SL 81 4-2 BB		C FF 88 X CH 77 0-1 ① G6-3		B FF 90 S CH 83 H FF 90 2-1 8 FC4 HBP		C FF 92 F SL 83 S FC 91 0-3 ① K	B FC 92 X SI 91 1-0 ② F9		1 2	0 0	0 0	0 0	1 0	0 1	0 0
8 Shane Victorino, S (1, 8) OBP: 0.306, SLG: 0.419	C SL 78 S FF 88 S FC 88 0-3 ③ K		B FF 88 B CH 77 F FF 88 X FC 88 2-1 ② F9		C FF 88 F FF 88 X CH 81 0-2 ② FC4 19 S 1-2f		C FC 90 F CH 88 B SL 82 B SL 82 B FC 92 X FC 91 3-2 51 G4-3 7 2B 2B	C SI 92 B FC 93 F SI 92 S CU 76 1-3 ③ K		5	1	1	0	0	2	3
19 Greg Dobbs, L (1, 5) OBP: 0.250, SLG: 0.229 47 Scott Eyre, L (7, 1) 61 Chan Ho Park, R (8, 1) OBP: 0.250, SLG: 0.400 53 Sergio Escalona, L (9, 1)		B SL 78 B SL 80 F FC 88 B FC 86 B FF 86 4-1 56 BB BB	B FC 88 B FF 89 B FC 88 C FC 87 X CH 79 3-1 HR		1 SAFE C FF 89 S FF 89 S CH 83 0-3 ③ K 1-2		I IN 74 I IN 73 I I 4-0 51 G4-3 7 2B IBB		C CH 86 S SL 83 C FC 88 0-3 ① K	2 0 1 0	2 0 0 0	1 0 0 0	1 0 0 0	2 0 1 0	1 0 0 0	1 0 0 0
51 Carlos Ruiz, R (1, 2) OBP: 0.373, SLG: 0.327		C FF 87 B SL 79 1 SAFE C FC 87 F SL 79 S FC 88 1-3 ① K	X SL 82 0-0 ③ F8			B FF 89 S CH 81 B SL 79 B CH 81 B FF 89 4-1 11 1B 26 SF9 BB	B FC 90 C FF 91 X SL 82 1-1 1-2 2-3 G4-3 ②		C FC 88 B FC 88 B SL 82 X FF 87 2-1 2B	4	1	1	0	1	1	3
56 Joe Blanton, R (1, 1) OBP: 0.167, SLG: 0.091 4 Eric Bruntlett, R (6, PH) OBP: 0.194, SLG: 0.258 55 Clay Condrey, R (6, 1) 7 Pedro Feliz, R (7, PH) OBP: 0.377, SLG: 0.434 (7, 5)		B FC 84 1 SAFE C FC 88 C SL 78 F FC 89 B FC 88 F FC 89 B FF 88 B FF 88 4-2 ② 1-2 26 E 11 1B 26 1B BB		C FF 88 B FF 88 X FF 88 1-1 ① F8		B FF 89 1 SAFE S FF 90 1 SAFE C CH 81 S FF 89 1-3 ① K	B SL 83 C SL 82 F FC 91 X FF 91 1-2 2-H 3-H 11 1B 2B		C FF 88 S SL 84 B SL 83 X SL 84 1-2 ② P4	1 1 0 2	1 0 0 1	0 0 0 2	0 0 0 1	1 0 0 0	0 1 0 0	0 1 0 1
Inning Stats	R: 1 E: 0 K: 1 S: 12 H: 2 LOB: 2 BB: 1 P: 23	R: 3 E: 1 K: 2 S: 22 H: 3 LOB: 1 BB: 2 P: 36	R: 1 E: 0 K: 0 S: 7 H: 1 LOB: 0 BB: 0 P: 12	R: 1 E: 0 K: 0 S: 11 H: 1 LOB: 0 BB: 0 P: 18	R: 0 E: 0 K: 2 S: 10 H: 0 LOB: 1 BB: 0 P: 14	R: 1 E: 0 K: 1 S: 12 H: 1 LOB: 1 BB: 1 P: 18	R: 4 E: 0 K: 2 S: 17 H: 4 LOB: 1 BB: 1 P: 31	R: 1 E: 0 K: 1 S: 9 H: 1 LOB: 0 BB: 0 P: 15	R: 0 E: 0 K: 2 S: 13 H: 1 LOB: 1 BB: 0 P: 18	1B: 5 2B: 5 3B: 0 HR: 4 SF: 1 SAC: 0 DP: 0 HBP: 1						

AB	39
R	12
H	14
RBI	12
BB	5
SO	11
LOB	15

WP: 0 PB: 0 SB: 2 CS: 0 PA: 46

PITCHER		IP	WLS	BF	H	R	ER	SO	BB	IBB	HBP	BLK	WP	HR	S	P	ERA	WHIP
33 Micah Owings, R ERA: 4.7	(1, 1)	3.0	L	17	6	5	5	3	3	0	0	0	0	1	41	71	15.00	3.000
58 Ramon Ramirez, R ERA: 7.71	(4, 1)	2.1		10	1	2	2	3	1	0	1	0	0	1	25	41	7.71	0.857
52 Daniel Herrera, L ERA: 2.3	(6, 1)	0.2		4	2	1	1	0	0	0	0	0	0	1	9	11	13.50	3.000
51 Jared Burton, R ERA: 5.89	(7, 1)	1.0		7	3	3	3	2	0	1	0	0	0	0	16	29	27.00	3.000
57 Mike Lincoln, R ERA: 9.6	(8, 1)	1.0		4	1	1	1	1	0	0	0	0	0	1	9	15	9.00	1.000

PITCHER		IP	WLS	BF	H	R	ER	SO	BB	IBB	HBP	BLK	WP	HR	S	P	ERA	WHIP
25 David Weathers, R ERA: 2.51	(9, 1)	1.0		4	1	0	0	2	0	0	0	0	0	0	13	18	0.00	1.000

BOTTOM

Philadelphia Phillies @ Cincinnati Reds

Great American Ball Park, Cincinnati, OH

Thu May 21 2009, 12:35 PM EDT

Att. 25,901 - Sunny - 78 F

livebaseballscorecards.com

Batter	1	2	3	4	5	6	7	8	9	AB	R	H	RBI	BB	SO	LOB
3 Willy Taveras, R (1, 8) OBP: 0.346, SLG: 0.363	C FF 88 X FC 85 0-1 ① F7		B FF 89 C FF 89 C FF 90 T SL 84 1-2 ② K		B FC 86 F SL 84 F FF 91 F FF 92 X CU 76 1-2 ② 23 G6-3, 4 HR, 2-3 3-H, 1B	F SI 91 F SL 86 F SL 85 D FF 91 X FF 91 1-2 ③ FC5-4, 1-2f		C SL 85 C FF 94 D SL 83 F FF 94 C FF 94 1-3 ③ K		5	1	1	1	0	2	5
23 Adam Rosales, R (1, 5) OBP: 0.329, SLG: 0.364 52 Daniel Herrera, L (6, 1) 51 Jared Burton, R (7, 1) 16 Darnell McDonald, R (7, PH) OBP: 0.250, SLG: 0.225 57 Mike Lincoln, R (8, 1) 25 David Weathers, R (9, 1) 21 Chris Dickerson, L (9, PH) OBP: 0.366, SLG: 0.368	C SL 83 X FF 89 0-1 ② G5-3		C FF 89 C CU 76 S FF 91 0-3 ③ K		1 SAFE B SL 84 1 SAFE F SL 83 X FF 90 1-1 ② G6-3, 1-2 3-H		B FF 91 B FF 90 B FF 89 C FF 90 S FF 90 B FF 90 4-2 4 G4-3, 32 1B, BB		B SI 91 B SI 91 F SI 90 B SI 89 X SI 89 3-1 ① F8	3 0 0 0 0 0 0 1	0 0 0 0 0 0 0 0	0 0 0 0 0 0 0 0	1 0 0 0 1 0 0 0	0 0 0 0 0 0 0 0	1 0 0 0 0 0 0 0	2 0 0 0 0 0 0 0
32 Jay Bruce, L (1, 9) OBP: 0.321, SLG: 0.527	B FF 91 S FF 90 B FF 90 F FF 91 B SL 84 F SL 84 F FF 91 F FF 89 F FC 85 3-2 X FF 81, 1B			X FF 91 0-0 ① P2	C CU 76 F FF 90 D SL 84 D SL 84 D CU 78 B FF 89 4-2 4 HR, BB		X FF 90 0-0 4 G4-3, 1-2 1B		C SI 90 B SI 90 X SI 91 1-1 ② P2	4	1	2	0	1	0	0
4 Brandon Phillips, R (1, 4) OBP: 0.342, SLG: 0.500	C FF 90 C FF 91 X FC 86 0-2 ③ G1-3			C FF 88 F CH 82 B FF 90 B SL 83 X FF 90 2-2 ② G1-3	S SL 84 B SL 83 X SL 84 1-1 1-H, 2-H, HR		B CH 80 B FF 91 S FF 90 F FF 90 B SL 78 X FF 90 3-2 ① ② G4-3, 1-2f 2-3		B SI 90 B SI 90 B SI 90 C SI 90 X SI 89 3-1 ③ L8	5	1	1	3	0	0	3
17 Laynce Nix, L (1, 7) OBP: 0.342, SLG: 0.583		C SI 88 S FF 90 S CU 75 0-3 ① K		F CH 82 B FC 88 F CH 83 X FF 92 1-2 55 FC5-4, 1B	B FC 85 B FF 89 C CH 82 X FF 91 2-1 ③ G1-6-3		C SL 75 F FF 91 B FF 92 C SL 82 1-3 ③ K			4	0	1	0	0	2	1
55 Ramon Hernandez, R (1, 3) OBP: 0.341, SLG: 0.350		F FF 88 C FF 90 B CU 76 B FC 85 F FF 91 S CH 83 2-3 ② K		1 SAFE B SL 83 X FF 89 1-0 ③ FC5-4, 1-2f		B FC 86 B CH 81 B FF 91 C FF 90 X FF 91 3-1 ① G4-3		F FF 90 B FF 89 C CU 77 B SL 83 F FF 90 X FF 92 2-2 ① G4-3		4	0	0	0	0	1	1
29 Ryan Hanigan, R (1, 2) OBP: 0.397, SLG: 0.412		C FC 86 B FF 91 B CH 84 F FF 91 F FF 91 F SL 84 B CU 76 X FF 91 3-2 ③ G3-1			C FF 86 F SL 82 X SL 81 0-2 58 SH3, 7 1B, 3 1B, 1B	B FF 92 B FF 90 C SI 91 C SI 92 B SI 92 B SI 92 4-2 15 1B, BB		C FF 92 B FF 92 F FF 91 B FF 94 B SL 84 B FF 91 4-2 7 FC6-4, BB		2	1	1	0	2	0	0
7 Paul Janish, R (1, 6) OBP: 0.375, SLG: 0.389			C SI 87 T FC 84 F CU 77 B SL 84 B FF 91 X FF 90 2-2 ① F8		F FF 89 C FF 89 B FF 90 B FF 90 F SL 82 X FF 90 2-2 3 1B, 58 SH3, 23 G6-3, 1-2, 1B	X SI 91 0-0 ② F9		B FF 91 X FF 90 1-0 ② FC6-4, 15 BB, 1-2f		4	1	1	0	0	0	2
33 Micah Owings, R (1, 1) OBP: 0.304, SLG: 0.652 58 Ramon Ramirez, R (4, 1) 15 Jerry Hairston, R (6, 5) OBP: 0.313, SLG: 0.467			S SL 84 C CU 77 B FF 91 B CH 83 X FF 91 2-2 1B		B SL 83 M FF 89 X FF 90 1-1 ① SH3, 1-2 2-3	C FF 90 B FF 90 F SL 85 B SI 91 X FF 93 2-2 3 FC5-4, 1-2, 1B		B FF 94 S SL 84 B SL 82 C SL 85 B FF 93 B FF 92 4-2 1-2, BB		1 0 1	0 0 0	1 0 1	0 0 0	0 0 1	0 0 0	0 0 0
Inning Stats	R: 0 E: 0 K: 0 S: 14 H: 1 LOB: 1 BB: 0 P: 17	R: 0 E: 0 K: 2 S: 12 H: 0 LOB: 0 BB: 0 P: 17	R: 0 E: 0 K: 2 S: 13 H: 1 LOB: 1 BB: 0 P: 18	R: 0 E: 0 K: 0 S: 8 H: 1 LOB: 1 BB: 0 P: 12	R: 5 E: 0 K: 0 S: 21 H: 4 LOB: 0 BB: 1 P: 33	R: 0 E: 0 K: 0 S: 12 H: 1 LOB: 2 BB: 1 P: 22	R: 0 E: 0 K: 1 S: 9 H: 1 LOB: 1 BB: 1 P: 17	R: 0 E: 0 K: 1 S: 13 H: 0 LOB: 2 BB: 2 P: 25	R: 0 E: 0 K: 0 S: 6 H: 0 LOB: 0 BB: 0 P: 13	1B: 8 2B: 0 3B: 0 HR: 1 SF: 0 SAC: 1 DP: 1 HBP: 0						

	AB	34
	R	5
	H	9
	RBI	5
	BB	5
	SO	6
	LOB	14

PITCHER	IP	WLS	BF	H	R	ER	SO	BB	IBB	HBP	BLK	WP	HR	S	P	ERA	WHIP
56 Joe Blanton, R (1, 1) ERA: 7.11	5.0	W	23	7	5	5	4	1	0	0	0	0	1	68	97	9.00	1.600
55 Clay Condrey, R (6, 1) ERA: 2.38	1.0	H	5	1	0	0	0	1	0	0	0	0	0	12	22	0.00	2.000
47 Scott Eyre, L (7, 1) ERA: 3.6	1.0		4	1	0	0	1	1	0	0	0	0	0	9	17	0.00	2.000
61 Chan Ho Park, R (8, 1) ERA: 6.88	1.0		5	0	0	0	1	2	0	0	0	0	0	13	25	0.00	2.000
53 Sergio Escalona, L (9, 1) ERA:	1.0		3	0	0	0	0	0	0	0	0	0	0	6	13	0.00	0.000

PITCHER	IP	WLS	BF	H	R	ER	SO	BB	IBB	HBP	BLK	WP	HR	S	P	ERA	WHIP

Cleveland Indians @ Cincinnati Reds

Great American Ball Park, Cincinnati, OH

Fri May 22 2009, 7:10 PM EDT

Att. 28,019 - Clear - 84 F

TOP

livebaseballscorecards.com

Batter	1	2	3	4	5	6	7	8	9	AB	R	H	RBI	BB	SO	LOB
Asdrúbal Cabrera, S (1, 4) OBP: 0.380, SLG: 0.434	B CH 76 X CH 78 1-0 ① F8		C SL 72 F SI 87 B FF 88 X SI 87 1-2 ②③ G6-3 1-2f			B CU 66 F CU 66 B SL 72 F CU 70 X SI 87 2-2 ① G4-3		B SI 89 B SI 86 X CH 80 2-0 ③ F8		4	0	0	0	0	0	1
24 Grady Sizemore, L (1, 8) OBP: 0.303, SLG: 0.405	B SI 87 C SL 72 X FF 87 1-1 HR			B CH 80 B CH 79 X SI 86 2-0 2 S 1B		C CH 76 X SL 74 0-1 ② F7			C FF 94 C FF 95 B FF 96 B FF 96 C FF 95 2-3 ① K	4	1	2	1	0	1	0
41 Victor Martinez, S (1, 2) OBP: 0.464, SLG: 0.609	B CH 77 C SL 72 B CU 71 C CU 70 X SL 77 2-2 ② G3			B FF 87 X SI 88 1-0 ① L7		C FF 89 C SL 76 B FF 88 B SI 88 B CH 80 X SI 88 3-2 ③ G6-3			B CH 86 F FF 96 B FF 97 C CH 86 B SL 89 X FF 95 3-2 ② G6-3	4	0	0	0	0	0	1
17 Shin-Soo Choo, L (1, 9) OBP: 0.415, SLG: 0.463	C SI 84 F CH 79 B FF 88 B FF 86 X SI 87 2-2 ③ G3-1			1 SAFE C SI 88 B SI 89 S SL 73 B FF 89 B CH 81 X SI 88 3-2 ② F8			B SL 73 X CH 78 1-0 ① G4-3 C SI 87 B FF 89 X SI 88 1-1 7 1B 1B		B CH 86 C FF 96 C FF 96 S FF 95 1-3 ③ K	4	0	0	0	0	1	1
2 Jhonny Peralta, R (1, 6) OBP: 0.342, SLG: 0.352		B SL 77 B CU 68 C SL 73 B SL 74 B SL 77 4-1 7 G6-4-3 BB		B SI 89 B SI 88 B SI 89 B CU 71 4-0 7 FC5-4 1-2 BB						1	0	1	0	2	0	0
7 Mark DeRosa, R (1, 5) (7, 3) OBP: 0.319, SLG: 0.418		C SI 86 X SI 88 0-1 ①② G6-4-3 1-2f		C SL 76 F SI 89 B SL 78 F SL 77 B FF 88 X FF 89 2-2 ③ FC5-4 1-2f			1 SAFE B FF 87 F SI 89 X FF 88 1-1 25 G6-3 1-3 1B			3	0	1	0	0	0	3
25 Ryan Garko, R (1, 3) OBP: 0.330, SLG: 0.344 32 Aaron Laffey, L (7, 1) 36 Greg Aquino, R (8, 1)		C SL 75 C SL 76 X SL 78 0-2 ③ G5-3			B SI 87 F FF 87 B SI 88 S SL 72 B SL 77 F SI 88 F SL 76 X CU 70 3-2 ① P2		X SI 88 0-0 ②③ G6-3 1-2f			3	0	0	0	0	0	2
										0	0	0	0	0	0	0
										0	0	0	0	0	0	0
12 Ben Francisco, R (1, 7) OBP: 0.321, SLG: 0.419			B CU 68 X SL 74 1-0 27 FC3-5 2B		C SL 76 F FF 88 B SL 75 S SL 77 1-3 ② K			X SI 87 0-0 ① P6		3	0	1	0	0	1	0
27 Anthony Reyes, R (1, 1) 50 Jensen Lewis, R (4, 1) 11 Jamey Carroll, R (7, 5) OBP: 0.353, SLG: 0.500			B SI 86 M SI 85 L SI 86 B FF 88 X SI 86 2-2 ① FC3-5 G6-3 2-3		C SI 87 B SI 87 F CU 70 B FF 88 F SL 76 B CU 69 C SI 86 3-3 ③ K			B SL 73 C SL 73 X SL 75 1-1 ② G5-3		1	0	0	0	0	0	1
										1	0	0	0	0	1	0
										1	0	0	0	0	0	0

	AB	29
	R	1
	H	5
	RBI	1
	BB	2
	SO	4
	LOB	9

Inning Stats																		
	R: 1	H: 1	R: 0	H: 0	R: 0	H: 1	R: 0	H: 1	R: 0	H: 0	R: 0	H: 0	R: 0	H: 2	R: 0	H: 0	R: 0	H: 0
	E: 0	LOB: 0	E: 0	LOB: 0	E: 0	LOB: 0	E: 0	LOB: 2	E: 0	LOB: 0	E: 0	LOB: 0	E: 0	LOB: 1	E: 0	LOB: 0	E: 0	LOB: 0
	K: 0	BB: 0	K: 0	BB: 1	K: 0	BB: 0	K: 0	BB: 1	K: 2	BB: 0	K: 0	BB: 0	K: 0	BB: 0	K: 0	BB: 0	K: 2	BB: 0
	S: 9	P: 15	S: 6	P: 10	S: 7	P: 11	S: 9	P: 21	S: 12	P: 19	S: 8	P: 13	S: 6	P: 9	S: 4	P: 7	S: 9	P: 15

	1B: 3	SF: 0	WP: 0	PA: 31
	2B: 1	SAC: 0	PB: 0	
	3B: 0	DP: 3	SB: 1	
	HR: 1	HBP: 0	CS: 0	

PITCHER		IP	WLS	BF	H	R	ER	SO	BB	IBB	HBP	BLK	WP	HR	S	P	ERA	WHIP
61 Bronson Arroyo, R ERA: 5.79	(1, 1)	8.0	W	28	5	1	1	2	2	0	0	0	0	1	61	105	1.12	0.875
48 Francisco Cordero, R ERA: 2.0	(9, 1)	1.0	S	3	0	0	0	2	0	0	0	0	0	0	9	15	0.00	0.000

PITCHER		IP	WLS	BF	H	R	ER	SO	BB	IBB	HBP	BLK	WP	HR	S	P	ERA	WHIP

BOTTOM

Cleveland Indians @ Cincinnati Reds

Great American Ball Park, Cincinnati, OH

Fri May 22 2009, 7:10 PM EDT

Att. 28,019 - Clear - 84 F

Batter	1	2	3	4	5	6	7	8	9	AB	R	H	RBI	BB	SO	LOB
3 Willy Taveras, R (1, 8) OBP: 0.341, SLG: 0.353	C FF 85 B CU 76 B FF 87 B FF 86 B FF 86 4-1 32 BB 15 HBP 4 SF7 BB	C FF 86 F CH 76 B FF 88 X CH 75 1-2 ② P5		C FF 89 B FF 90 C FF 87 X CH 82 1-2 ② G3-1		S FF 87 C FF 89 B FF 89 C FF 90 1-3 ③ K		X SL 82 0-0 ③ FC6-4 1-2f		4	1	0	0	1	1	5
15 Jerry Hairston, R (1, 5) OBP: 0.319, SLG: 0.459	1 SAFE H FF 84 1-0 55 BB 32 BB 1-2 HBP	B FF 83 D CH 74 B FF 86 D FF 84 4-0 BB		B FF 89 C FF 88 B CH 80 X FF 90 2-1 ③ F9			B FF 89 C SI 84 B SI 86 F SI 85 B CH 80 X FF 90 3-2 ① G5-3			2	0	0	0	1	0	0
32 Jay Bruce, L (1, 9) OBP: 0.319, SLG: 0.517	D FF 87 B FF 88 B FF 88 B FF 88 4-0 55 BB 1-2 2-3 BB	S CU 75 S CH 76 S CH 77 0-3 ③ K			B FC 87 C FC 85 F CH 78 B FF 89 X FF 88 2-2 ① G4-3		C FF 89 S SL 80 S SL 81 0-3 ② K			3	0	0	0	1	2	2
4 Brandon Phillips, R (1, 4) OBP: 0.333, SLG: 0.490	B CU 75 D CH 77 D FF 88 C FF 87 X FF 87 3-1 ① SF7 3-H		B FF 84 C CH 73 X CU 72 1-1 ① F9		B FF 90 B CH 81 B CH 80 C FF 87 X FF 89 3-1 ② G5-3		B FF 86 F FF 86 X SI 88 1-1 ③ G5-3			3	0	0	1	0	0	0
17 Laynce Nix, L (1, 7) OBP: 0.329, SLG: 0.560 31 Jonny Gomes, R (8, PH) OBP: 1.000, SLG: 2.000 21 Chris Dickerson, L (8, PR) OBP: 0.366, SLG: 0.368 (9, 7)	X FF 90 0-0 ② F7		B FF 87 B CH 76 X CH 74 2-0 ② F9		C FF 90 X CH 80 0-1 ③ G4-3			X SI 85 0-0 23 2B 2B		3 1 0	0 0 1	0 1 0	0 0 0	0 0 0	0 0 0	2 0 0
55 Ramon Hernandez, R (1, 2) OBP: 0.345, SLG: 0.344	B FF 87 B CH 76 B FF 87 B FF 85 4-0 1-2 2-3 BB		B FF 84 B FF 86 B FF 84 B FF 85 4-0 23 BB BB			B FF 85 C FF 88 B FC 87 X FF 88 2-1 ① G1-6-3		B FF 88 F SI 84 C FF 90 X FF 90 1-2 ① L6		2	0	0	0	2	0	1
23 Adam Rosales, R (1, 3) OBP: 0.350, SLG: 0.382	B CU 76 C FF 87 X FF 87 1-1 ③ P3		B FF 86 D CH 77 B FF 82 D FF 85 4-0 1-2 BB			B FF 88 B CH 80 F FF 89 B FF 90 C FC 90 B FF 90 4-2 2 2B BB		F FF 89 X FF 91 0-1 2 1B 2-H 2B		2	1	1	1	2	0	3
2 Alex Gonzalez, R (1, 6) OBP: 0.248, SLG: 0.309		C FF 84 F CH 73 B FF 85 F CH 74 X CH 74 1-2 61 SH2-4 1B	C CU 72 B FF 84 B CH 75 C CU 73 X CH 75 2-2 ③ G1-3			F CH 79 C FF 90 X FF 86 0-2 1-3 2B		F FF 89 X SI 93 0-1 3 FC6-4 2-H 1B		4	0	3	1	0	0	2
61 Bronson Arroyo, R (1, 1) OBP: 0.067, SLG: 0.067 33 Micah Owings, R (8, PH) OBP: 0.292, SLG: 0.625 48 Francisco Cordero, R (9, 1)		X CH 81 0-0 ① SH2-4 1-2		C FF 88 C FF 89 F FF 90 B FF 88 T FF 89 1-2 ① K		B FF 88 L FF 87 D CH 80 B CH 76 F FF 89 X FF 89 3-2 ② P4		B FF 92 C SL 82 S SL 82 S SL 83 1-3 ② K		2 1 0	0 0 0	0 0 0	0 0 0	1 1 0	0 0 0	2 2 0
Inning Stats	R: 1 E: 0 K: 0 S: 6 H: 0 LOB: 3 BB: 3 P: 23	R: 0 E: 0 K: 1 S: 11 H: 1 LOB: 2 BB: 1 P: 17	R: 0 E: 0 K: 0 S: 6 H: 0 LOB: 2 BB: 2 P: 19	R: 0 E: 0 K: 1 S: 9 H: 0 LOB: 0 BB: 0 P: 13	R: 0 E: 0 K: 0 S: 7 H: 0 LOB: 0 BB: 0 P: 12	R: 0 E: 0 K: 1 S: 13 H: 1 LOB: 2 BB: 1 P: 23	R: 0 E: 0 K: 1 S: 8 H: 0 LOB: 0 BB: 0 P: 12	R: 2 E: 0 K: 1 S: 12 H: 3 LOB: 2 BB: 0 P: 14		1B: 2 2B: 3 3B: 0 HR: 0 SF: 1 SAC: 1 DP: 0 HBP: 1				WP: 0 PB: 0 SB: 0 CS: 0 PA: 37		

livebaseballscorecards.com

AB	27
R	3
H	5
RBI	3
BB	7
SO	5
LOB	19

PITCHER		IP	WLS	BF	H	R	ER	SO	BB	IBB	HBP	BLK	WP	HR	S	P	ERA	WHIP
27 Anthony Reyes, R ERA: 6.57	(1, 1)	3.0		17	1	1	1	1	6	0	1	0	0	0	23	59	3.00	2.333
50 Jensen Lewis, R ERA: 3.91	(4, 1)	3.0		11	1	0	0	2	1	0	0	0	0	0	29	48	0.00	0.667
32 Aaron Laffey, L ERA: 3.93	(7, 1)	1.1	L	6	2	2	2	1	0	0	0	0	0	0	14	19	13.50	1.500
36 Greg Aquino, R ERA:	(8, 1)	0.2		3	1	0	0	1	0	0	0	0	0	0	6	7	0.00	1.500

PITCHER	IP	WLS	BF	H	R	ER	SO	BB	IBB	HBP	BLK	WP	HR	S	P	ERA	WHIP

Cleveland Indians @ Cincinnati Reds

Great American Ball Park, Cincinnati, OH

Sat May 23 2009, 7:10 PM EDT

Att. 35,821 - Partly Cloudy - 85 F

livebaseballscorecards.com

TOP

Batter	1	2	3	4	5	6	7	8	9	AB	R	H	RBI	BB	SO	LOB
Asdrúbal Cabrera, S (1, 6) OBP: 0.386, SLG: 0.432	B FF 94 B FF 93 C FF 94 B FF 93 B FF 92 4-1 17 CS BB	D KC 74 B FF 92 F FF 94 S FF 93 X FF 93 2-2 2-H 3-H 1B			B CH 89 F FF 90 B CH 85 B FF 92 B FF 91 4-1 17 BB 24 BB 7 1B BB	C SL 75 F SC 66 F SI 84 S SC 66 0-3 ③ K		C FF 91 X SL 83 0-1 ② G5-3 1-2 3-H		3	1	1	3	2	1	2
24 Grady Sizemore, L (1, 8) OBP: 0.300, SLG: 0.395	1 SAFE B FF 92 B CH 89 C FF 90 X SL 84 2-1 ① P6	C FF 92 B FF 93 X SL 83 1-1 ③ G3			B SL 83 B 1 SAFE B FF 91 B 4-0 17 BB 7 1B 1-2 BB		S SL 76 B SC 66 B SL 76 F SI 83 X SC 66 2-2 ① F7	S SL 82 B SL 84 B FF 92 X SL 81 2-1 ③ G4-3		4	1	0	0	1	0	3
41 Victor Martinez, S (1, 2) OBP: 0.453, SLG: 0.592	1 SAFE B FF 93 1 SAFE C FF 92 1 SAFE C FF 92 F SL 84 F FF 94 S FF 95 1-3 ② K	X FF 91 0-0 ① G3-1			F FF 91 X FF 93 0-1 ① F7		B CH 72 B SI 84 B SI 81 C SI 82 C SL 76 F SC 67 X SC 65 3-2 ② G6-3		F FF 92 B FF 93 X FF 92 1-1 ① F9	5	0	0	0	0	1	3
17 Shin-Soo Choo, L (1, 9) OBP: 0.426, SLG: 0.474	1 SAFE C FF 93 C SL 85 0-2 ③ CS 1-2	B FF 92 F FF 91 F SL 84 B FF 94 B FF 92 B FF 91 4-2 7 HR BB	B FF 93 B FF 91 X FF 92 2-0 ② F8		B CH 86 C FF 92 D CH 86 F SL 84 F FF 94 D SL 83 B FF 94 4-2 7 1B 1-2 2-3 BB		C SL 76 B SL 76 X SL 74 1-1 2B		C FF 92 F FF 93 X FF 92 0-2 16 BB 1B	3	1	2	0	2	0	0
7 Mark DeRosa, R (1, 3) OBP: 0.326, SLG: 0.438		B FF 91 C SL 84 X FF 94 1-1 1-H HR	B FF 94 B FF 94 X FF 94 2-0 ③ G6-3		B FC 91 S SL 82 B FC 91 F FC 89 X FC 89 2-2 16 G5-4-3 1-2 2-H 3-H 1B		I SC 68 I I SC 68 I 4-0 16 FC6-4 IBB		1 SAFE B FC 91 B FC 89 B FC 90 C SI 90 X SI 90 3-1 ② F9	4	1	2	4	1	0	1
16 Matt LaPorta, R (1, 7) OBP: 0.311, SLG: 0.316		B FF 90 F FF 93 B FF 94 C SL 83 F FF 93 X SL 84 2-2 28 SH5-4 11 BB 1B 1B		B FF 91 F SL 82 F FF 94 X FF 93 1-2 E5 11 G6-3 1 S	B FC 90 S SL 82 F FF 89 F SL 82 X FC 91 1-2 ② ③ G5-4-3 1-2f		B SC 66 F FF 82 X SC 67 1-1 ③ FC6-4 1-2f		1 SAFE B FC 90 C CU 76 1 SAFE B CU 75 B CU 77 B CU 76 4-1 1-2 BB	4	1	1	0	1	0	4
1 Luis Valbuena, L (1, 4) OBP: 0.270, SLG: 0.303		C FF 92 X SL 84 0-1 ① F9		B FF 92 C FF 90 C FF 92 B FF 92 B SL 81 C FF 93 3-3 ① K 1-2		C FC 90 F CH 86 X FF 91 0-2 ① G4-3		B FC 86 F SI 87 X SL 82 1-1 11 SH1-4 G5-3 2B	B SI 90 X FC 90 1-0 ③ P5	5	1	1	0	0	1	4
11 Jamey Carroll, R (1, 5) OBP: 0.400, SLG: 0.500		B FF 94 B FF 91 C FF 93 D FF 93 F FF 92 B SL 84 4-2 28 SH5-4 1B 1-2 BB		C SL 81 F FF 91 B FF 94 X SL 82 1-2 G6-3 2-3		F FF 92 X FF 92 0-1 12 E 1B		B SI 86 X CH 84 1-0 ① SH1-4 2-3		2	1	1	0	1	0	1
28 David Huff, S (1, 1) 20 David Dellucci, L (4, PH) OBP: 0.318, SLG: 0.333 36 Greg Aquino, R (4, 1) 12 Ben Francisco, R (6, PH) OBP: 0.319, SLG: 0.416 47 Luis Vizcaino, R (6, 1) 25 Ryan Garko, R (8, PH) OBP: 0.336, SLG: 0.344 63 Rafael Betancourt, R (8, 1) 34 Kerry Wood, R (9, 1)		C FF 90 X FF 90 0-1 ② SH5-4 1-2 2-3		C KC 73 C FF 95 F FF 93 F SL 82 F SL 83 S CH 86 0-3 ③ K		B FF 92 1 SAFE C FC 90 F SL 82 C FC 90 1-3 ② K 1-2		C SI 87 B SL 83 S SL 83 B SI 88 B FF 86 B SL 85 4-2 G5-3 BB		0 1 0 1 0 0 0 0	0 0 0 0 0 0 0 0	0 0 0 0 0 0 0 0	0 0 0 0 1 0 0 0	0 1 0 1 0 1 0 0	0 1 0 1 0 1 0 0	0 1 0 1 0 1 0 0
Inning Stats	R: 0 E: 0 K: 1 S: 10 H: 0 LOB: 0 BB: 1 P: 17	R: 4 E: 0 K: 0 S: 19 H: 3 LOB: 1 BB: 2 P: 33	R: 0 E: 0 K: 0 S: 3 H: 0 LOB: 0 BB: 0 P: 7	R: 0 E: 1 K: 2 S: 15 H: 0 LOB: 1 BB: 0 P: 20	R: 2 E: 0 K: 0 S: 13 H: 1 LOB: 1 BB: 3 P: 28	R: 0 E: 1 K: 2 S: 12 H: 1 LOB: 1 BB: 0 P: 13	R: 0 E: 0 K: 0 S: 11 H: 1 LOB: 2 BB: 1 P: 22	R: 1 E: 0 K: 0 S: 9 H: 1 LOB: 1 BB: 1 P: 17	R: 0 E: 0 K: 0 S: 9 H: 1 LOB: 2 BB: 1 P: 18	1B: 5 2B: 2 3B: 0 HR: 1 SF: 0 SAC: 2 DP: 1 HBP: 0						

AB	32
R	7
H	8
RBI	7
BB	9
SO	5
LOB	20

WP: 0 PB: 0 SB: 1 CS: 1 PA: 44

PITCHER		IP	WLS	BF	H	R	ER	SO	BB	IBB	HBP	BLK	WP	HR	S	P	ERA	WHIP
34 Homer Bailey, R ERA: 12.46	(1, 1)	4.1		22	3	6	6	3	6	0	0	0	0	1	53	95	12.46	2.077
51 Jared Burton, R ERA: 5.49	(5, 1)	1.1		5	2	0	0	1	0	0	0	0	0	0	15	19	0.00	1.500
52 Daniel Herrera, L ERA: 2.12	(6, 1)	1.1		6	1	0	0	1	0	1	0	0	0	0	15	26	0.00	0.750
25 David Weathers, R ERA: 3.07	(8, 1)	0.1	L	3	1	1	1	0	1	0	0	0	0	0	5	11	27.00	6.000
53 Arthur Rhodes, L ERA: 0.6	(8, 1)	1.0		4	1	0	0	0	0	0	0	0	0	0	9	12	0.00	1.000

PITCHER		IP	WLS	BF	H	R	ER	SO	BB	IBB	HBP	BLK	WP	HR	S	P	ERA	WHIP
57 Mike Lincoln, R ERA: 9.19	(9, 1)	0.2		3	0	0	0	0	1	0	0	0	0	0	4	12	0.00	1.500

BOTTOM

Cleveland Indians @ Cincinnati Reds

Great American Ball Park, Cincinnati, OH

Sat May 23 2009, 7:10 PM EDT

Att. 35,821 - Partly Cloudy - 85 F

livebaseballscorecards.com

Batter	1	2	3	4	5	6	7	8	9	AB	R	H	RBI	BB	SO	LOB
3 Willy Taveras, R (1, 8) OBP: 0.343, SLG: 0.351	C FF 89 X CH 81 0-1 F9 ①	B FF 88 B FF 89 F FF 88 F FF 89 X CH 82 2-2 FC5-4 15 1B 19 HR 1-2f ②		B SL 83 B FF 92 C FF 92 F FF 92 B FF 91 F FF 92 X FF 92 3-2 P4 ②		B SI 92 L FF 91 F SL 83 F SL 82 F FF 92 B FF 93 B FF 92 B SL 81 4-2 15 S BB		C FC 92 B FF 94 B FF 93 F FF 91 F FF 94 F FF 93 X SL 83 2-2 1B		4	1	1	0	1	0	1
15 Jerry Hairston, R (1, 5) OBP: 0.315, SLG: 0.447 (8, 6)	C FF 88 B FF 92 X FF 90 1-1 P5 ②	X CH 79 0-0 19 HR 1-2 1B		C FF 92 B SL 84 B SL 82 X FF 91 2-1 L4 ③		C FF 91 X SL 83 0-1 F9 ② 1-2		1 SAFE 1 SAFE C EP 56 F FF 91 F 1 SAFE X FF 93 0-2 P6 ①		5	1	1	0	0	0	2
19 Joey Votto, L (1, 3) OBP: 0.475, SLG: 0.638	S FF 89 B SL 82 S CH 82 B CH 82 B FF 90 X FF 91 3-2 HR	B FF 89 B FF 89 X FF 88 2-0 1-H 2-H HR			C FF 92 F CH 84 F FF 92 B FF 91 X SL 84 1-2 G3 ①	I IN 74 I IN 76 I IN 73 I IN 70 4-0 4 FC5-4 IBB		B FF 92 B FF 92 X CH 84 2-0 F9 ②		4	2	2	4	1	0	1
4 Brandon Phillips, R (1, 4) OBP: 0.337, SLG: 0.490 29 Ryan Hanigan, R (8, PH) OBP: 0.390, SLG: 0.404 (9, 2)	C FF 91 B CH 83 C CH 84 X CH 83 1-2 1B	X CH 82 0-0 F8 ③			B FF 92 F SL 82 B FF 92 C SL 82 F SL 83 B FF 93 X SL 82 3-2 32 G4-3 31 1B 1B	X SL 84 0-0 FC5-4 1-2f ③		1 SAFE F FF 93 F FF 92 B FF 92 1 SAFE F FF 93 X SL 82 1-2 L9 ③		4 1	0 0	2 0	0 0	0 0	0 0	2 1
31 Jonny Gomes, R (1, 7) OBP: 0.400, SLG: 0.600 25 David Weathers, R (8, 1) 23 Adam Rosales, R (8, 5) OBP: 0.358, SLG: 0.391 (9, 4)	B FF 90 S CH 80 X FF 90 1-1 P3 ③		C CU 76 B CH 81 X FF 90 1-1 G1-3 ①		1 SAFE 1 SAFE F SL 81 B FF 92 C FF 90 X FF 91 1-2 32 G4-3 1B		X SL 83 0-0 E3 21 S		F FF 96 B SL 88 C SL 86 B FF 96 X FF 95 2-2 55 G6-4-3 1B	4 0 1	0 0 0	1 0 1	0 0 0	0 0 0	0 0 0	1 0 0
32 Jay Bruce, L (1, 9) OBP: 0.316, SLG: 0.503		L FF 88 B CH 79 B CH 80 F CH 81 B SL 82 B FF 90 4-2 55 HR BB	B FF 88 F CH 83 B FF 91 C FF 90 S SL 84 2-3 K ②		B FF 91 2 SAFE X FF 92 1-0 G4-3 ② 1-2 2-3		C FF 91 B SL 84 1 SAFE 1 SAFE X FF 92 1-1 F9 ①		S FF 95 B FF 94 F SL 89 B CU 78 B FF 97 X SL 88 3-2 F9 ①	4	1	0	0	1	1	4
55 Ramon Hernandez, R (1, 2) OBP: 0.354, SLG: 0.372 (9, 5)		F FF 88 B FF 89 X CH 81 1-1 1-H HR	B FF 90 B FF 90 F FF 89 F FF 90 B SL 82 X FF 90 3-2 1B		I IN 68 I IN 74 I IN 74 I IN 74 4-0 IBB		C SL 83 B FF 92 F SL 84 1 SAFE B FF 92 S FF 91 2-3 K ②		B SL 88 F FF 95 T SL 89 X CU 78 1-2 G6-4-3 1-2f ②③	4	1	2	2	1	1	2
2 Alex Gonzalez, R (1, 6) OBP: 0.250, SLG: 0.309 52 Daniel Herrera, L (6, 1) 21 Chris Dickerson, L (7, PH) OBP: 0.372, SLG: 0.368 (8, 7)		X FF 89 0-0 3 FC5-4 1B	B CH 81 F CH 80 B CU 76 C FF 90 F SL 82 S CH 82 2-3 K ③		C SL 81 X SL 82 0-1 G1-3 ③		B FF 92 B FF 92 I IN 73 I 4-0 1-2 IBB			3 0 0	0 0 0	1 0 0	0 0 0	0 0 0	1 0 1	4 0 0
34 Homer Bailey, R (1, 1) 51 Jared Burton, R (5, 1) 7 Paul Janish, R (6, 6) OBP: 0.357, SLG: 0.368 53 Arthur Rhodes, L (8, 1) 57 Mike Lincoln, R (9, 1)		C FF 88 L FF 90 B FF 90 S CH 82 1-3 K ①		C FF 92 X FF 91 0-1 G1-3 ①		B FF 91 X SL 82 1-0 G1-3 ①		B SL 83 B SL 83 C SL 83 F SL 83 F SL 83 X SL 82 2-2 P2 ③		2 0 2 0 0	0 0 0 0 0	0 0 0 0 0	0 0 0 0 0	1 0 0 0 0	1 0 2 0 0	1 0 2 0 0

Inning Stats	1	2	3	4	5	6	7	8	9
	R: 1 E: 0 K: 0 S: 12	R: 5 E: 0 K: 1 S: 15	R: 0 E: 0 K: 2 S: 12	R: 0 E: 0 K: 0 S: 8	R: 0 E: 0 K: 0 S: 14	R: 0 E: 0 K: 0 S: 8	R: 0 E: 1 K: 1 S: 10	R: 0 E: 0 K: 0 S: 14	R: 0 E: 0 K: 0 S: 9
	H: 2 LOB: 1 BB: 0 P: 18	H: 4 LOB: 0 BB: 1 P: 25	H: 1 LOB: 1 BB: 0 P: 20	H: 0 LOB: 0 BB: 0 P: 13	H: 2 LOB: 3 BB: 1 P: 24	H: 0 LOB: 2 BB: 2 P: 17	H: 0 LOB: 2 BB: 1 P: 19	H: 1 LOB: 1 BB: 0 P: 19	H: 1 LOB: 0 BB: 0 P: 15

AB	38
R	6
H	11
RBI	6
BB	5
SO	4
LOB	21

1B: 8	SF: 0	WP: 0	PA: 43
2B: 0	SAC: 0	PB: 0	
3B: 0	DP: 1	SB: 2	
HR: 3	HBP: 0	CS: 0	

PITCHER		IP	WLS	BF	H	R	ER	SO	BB	IBB	HBP	BLK	WP	HR	S	P	ERA	WHIP
28 David Huff, L ERA: 17.55	(1, 1)	3.0		17	7	6	6	3	1	0	0	0	0	3	39	63	18.00	2.667
36 Greg Aquino, R ERA:	(4, 1)	2.0		9	2	0	0	0	0	1	0	0	0	0	22	37	0.00	1.000
47 Luis Vizcaino, R ERA: 1.35	(6, 1)	2.0	W	10	0	0	0	1	1	2	0	0	0	0	18	36	0.00	0.500
63 Rafael Betancourt, R ERA: 4.37	(8, 1)	1.0	H	4	1	0	0	0	0	0	0	0	0	0	14	19	0.00	1.000
34 Kerry Wood, R ERA: 7.2	(9, 1)	1.0	S	3	1	0	0	0	0	0	0	0	0	0	9	15	0.00	1.000

PITCHER		IP	WLS	BF	H	R	ER	SO	BB	IBB	HBP	BLK	WP	HR	S	P	ERA	WHIP

Cleveland Indians @ Cincinnati Reds

Great American Ball Park, Cincinnati, OH

Sun May 24 2009, 1:10 PM EDT

Att. 27,796 - Sunny - 80 F

livebaseballscorecards.com

Batter	1	2	3	4	5	6	7	8	9	10	11	AB	R	H	RBI	BB	SO	LOB
Asdrúbal Cabrera, S (1, 6) OBP: 0.381, SLG: 0.425	C FF 93 B SL 87 F FF 94 X FF 93 1-2 17 1B 1B		C SL 84 F FF 94 X SL 87 0-2 ② G4-3	S SL 84 B FF 93 B FF 94 F FF 94 B SL 85 X SL 88 3-2 ③ P5 1-2			C FF 92 B FF 92 X SL 86 1-1 ② G3 2-3		X FF 92 0-0 ① SH3 1-2		S SL 81 X SI 91 0-1 ③ G4-3	5	0	1	0	0	0	4
24 Grady Sizemore, L (1, 8) OBP: 0.307, SLG: 0.409	B FF 91 F SL 85 L SI 91 C FF 92 1-3 ① K		C FF 92 X FF 93 0-1 41 BB 1B		C SL 86 H FF 90 1-1 41 G3-6-3 HBP		X FF 94 0-0 E5 3-H 3B		C FF 95 B FF 96 F CH 86 F FF 96 D SL 90 B FF 97 S FF 95 3-3 ② K			4	1	2	1	0	2	2
41 Victor Martinez, S (1, 3) OBP: 0.447, SLG: 0.579	F SL 86 F SL 84 X FF 92 0-2 ② F8		B FF 92 1 SAFE B SL 82 C SL 84 B SL 83 1 SAFE B SL 86 4-1 1-2 BB		X SL 84 0-0 ①② G3-6-3 1-2f		C FF 93 B SL 86 B SL 87 C SL 87 B SL 88 S SL 88 3-3 ③ K		B SL 88 F SL 88 B FF 96 C FF 96 X SL 88 2-2 ③ F9			4	0	0	0	1	1	3
17 Shin-Soo Choo, L (1, 9) OBP: 0.425, SLG: 0.471	C FF 92 X FF 92 0-1 1-2 1B		B CH 86 B FF 93 X FF 94 2-0 ③ G3-1		B FF 95 F SI 94 B FF 93 S SL 85 B SL 90 S SL 88 3-3 ③ K			B SI 87 C SI 86 B SI 87 X SI 87 2-1 12 G6-3 7 SH1-4 1B		C SL 81 S SL 83 S SL 83 0-3 ① K		5	0	2	0	0	2	2
7 Mark DeRosa, R (1, 5) OBP: 0.319, SLG: 0.428	C FF 92 B FF 92 S SL 88 B FF 93 S FF 92 2-3 ③ K			X FF 91 0-0 ① G5-3	C FF 92 C SL 86 B FF 94 F FF 94 B SI 93 F SL 87 S SL 88 3-3 ① K			1 SAFE X FF 87 0-0 ① SH1-4 1-2		C FF 86 S FF 92 C FF 94 0-3 ② K		4	0	0	0	0	3	2
12 Ben Francisco, R (1, 7) OBP: 0.308, SLG: 0.400		X FF 91 0-0 ① F8		C FF 93 X SL 89 0-1 ② F8		C SL 88 B FF 94 B SL 90 B FF 95 F FF 95 T SL 89 3-2 ② K		C FF 88 B FF 89 F FF 88 X SL 83 1-2 ② G6-3 2-3		B FF 92 B FF 92 C FF 92 S FF 92 S FF 93 2-3 ③ K		5	0	0	0	0	2	1
10 Kelly Shoppach, R (1, 2) OBP: 0.374, SLG: 0.370		B FF 93 B FF 92 C SL 86 B SL 89 B FF 93 4-1 1 G1-6-3 BB		C SL 87 B SL 86 T SI 92 F SL 88 H FF 95 2-2 1 2B HBP		T FF 95 F FF 96 F SL 91 B FF 94 S FF 94 1-3 ③ K		B FF 90 F SL 83 B SL 84 C SL 83 B SI 89 B FF 89 4-2 BB		B SL 83 F FF 92 S SL 82 B SL 81 C SL 82 2-3 ① K		2	1	0	0	2	2	0
1 Luis Valbuena, L (1, 4) OBP: 0.286, SLG: 0.368	B FF 91 C FF 92 X SL 82 1-1 ②③ G1-6-3 1-2f			S FF 93 B FF 93 B FF 91 X FF 92 2-1 1-H 2B			C SL 84 B SL 80 B SL 84 X SL 86 2-1 G3 24 E 2B	C SI 88 X SI 88 0-1 ③ G5-3		X SI 92 0-0 ② F7		5	1	2	1	0	0	3
31 Cliff Lee, L (1, 1) 11 Jamey Carroll, R (7, PH) OBP: 0.381, SLG: 0.474 40 Matt Herges, L (7, 1) 20 David Dellucci, L (8, PH) OBP: 0.333, SLG: 0.350 63 Rafael Betancourt, R (8, 1) 2 Jhonny Peralta, R (11, PH) OBP: 0.346, SLG: 0.352 47 Luis Vizcaino, R (11, 1)			C SL 88 X FF 91 0-1 ① P5	C FF 93 B FF 93 C SL 86 D SL 88 B FF 95 F SL 87 B FF 93 4-2 WP BB			B FF 93 X SI 92 1-0 ① L4		C FF 94 F CH 85 X CH 86 0-2 SH3 1B		B FF 93 B FF 93 C SL 82 S FF 93 B SL 84 B FF 94 4-2 BB	1 1 0 1 0 0 0	0 0 0 0 0 0 0	0 0 0 0 0 0 0	0 0 0 0 0 0 0	1 0 0 0 0 1 0	0 0 0 0 0 0 0	0 1 0 0 0 0 0
Inning Stats	R: 0 E: 0 K: 2 S: 14 H: 2 LOB: 2 BB: 0 P: 18	R: 0 E: 0 K: 0 S: 4 H: 0 LOB: 0 BB: 1 P: 9	R: 0 E: 0 K: 0 S: 9 H: 1 LOB: 2 BB: 1 P: 15	R: 1 E: 0 K: 0 S: 14 H: 1 LOB: 2 BB: 1 P: 25	R: 0 E: 0 K: 1 S: 5 H: 0 LOB: 0 BB: 0 P: 9	R: 0 E: 0 K: 3 S: 12 H: 0 LOB: 0 BB: 0 P: 19	R: 2 E: 1 K: 1 S: 9 H: 2 LOB: 0 BB: 0 P: 16	R: 0 E: 0 K: 0 S: 10 H: 1 LOB: 2 BB: 1 P: 17	R: 0 E: 0 K: 1 S: 11 H: 1 LOB: 1 BB: 0 P: 16	R: 0 E: 0 K: 3 S: 9 H: 0 LOB: 0 BB: 0 P: 11	R: 0 E: 0 K: 1 S: 8 H: 0 LOB: 1 BB: 1 P: 14	1B: 5 2B: 2 3B: 1 HR: 0	SF: 0 SAC: 2 DP: 2 HBP: 2	WP: 1 PB: 0 SB: 0 CS: 0	PA: 46				

PITCHER		IP	WLS	BF	H	R	ER	SO	BB	IBB	HBP	BLK	WP	HR	S	P	ERA	WHIP
47 Johnny Cueto, R ERA: 2.37	(1, 1)	7.0		30	6	3	2	7	3	0	2	0	1	0	67	111	2.57	1.286
25 David Weathers, R ERA: 2.87	(8, 1)	1.0		5	1	0	0	0	1	0	0	0	0	0	10	17	0.00	2.000
48 Francisco Cordero, R ERA: 1.89	(9, 1)	1.0		4	1	0	0	1	0	0	0	0	0	0	11	16	0.00	1.000
53 Arthur Rhodes, L ERA: 0.56	(10, 1)	1.0		3	0	0	0	3	0	0	0	0	0	0	9	11	0.00	0.000
46 Carlos Fisher, R ERA:	(11, 1)	1.0	W	4	0	0	0	1	1	0	0	0	0	0	8	14	0.00	1.000

PITCHER		IP	WLS	BF	H	R	ER	SO	BB	IBB	HBP	BLK	WP	HR	S	P	ERA	WHIP

TOP	
AB	37
R	3
H	8
RBI	2
BB	5
SO	12
LOB	18

Cleveland Indians @ Cincinnati Reds

Great American Ball Park, Cincinnati, OH

Sun May 24 2009, 1:10 PM EDT

Att. 27,796 - Sunny - 80 F

livebaseballscorecards.com

BOTTOM

Batter	1	2	3	4	5	6	7	8	9	10	11	AB	R	H	RBI	BB	SO	LOB
3 Willy Taveras, R (1, 8) OBP: 0.339, SLG: 0.346	X SI 90 0-0 G4-3		C SI 90 F SI 90 B SI 90 X FC 85 1-2 15 FC4-6 1B		C SI 91 F FC 86 C CU 74 0-3 K		B FF 87 L FF 88 X CH 81 1-1 F7		T FF 92 1 SAFE L FF 92 1 SAFE B FF 93 1 SAFE F FC 92 X FC 92 1-2 F9			5	0	1	0	0	1	1
15 Jerry Hairston, R (1, 4) OBP: 0.310, SLG: 0.462	C SI 89 C SI 90 F FF 90 B CU 77 X CH 83 1-2 HR		B SI 90 F SI 90 B FC 87 X SI 90 2-1 FC4-6 31 2-4 1-2f		C SI 92 C FC 86 X FC 87 0-2 P6		B SI 89 C SI 88 B CH 80 X SI 88 2-1 E5			S SL 81 B SL 82 F FF 92 S FF 93 1-3 K		5	1	1	1	0	1	1
32 Jay Bruce, L (1, 9) OBP: 0.307, SLG: 0.487	C FF 90 B FC 86 X SI 90 1-1 G3		L FC 86 F SI 90 1 SAFE T SI 91 0-2 K		F SL 80 B SI 92 S FC 86 B CU 75 F SI 91 X FF 92 2-2 F8		1 SAFE B CH 78 X FF 88 1-0 G3			F FC 92 C FC 92 B SL 82 F FC 92 F SL 82 S CH 84 1-3 K		5	0	0	0	0	2	2
31 Jonny Gomes, R (1, 7) OBP: 0.300, SLG: 0.400 46 Carlos Fisher, R (11, 1)	S SI 91 F FF 91 X CU 76 0-2 P6		C SI 90 S CU 76 D CU 78 1-2 2-4 1-2	B SI 90 S FC 85 X SI 90 1-1 L8		X SI 90 0-0 2 WP 2 1B 1B		C FF 88 B FF 88 C SI 88 S CH 80 1-3 K		C SL 81 F FF 93 S SL 81 0-3 K		5 0	1 0	1 0	0 0	0 0	2 0	0 0
55 Ramon Hernandez, R (1, 3) OBP: 0.362, SLG: 0.381 7 Paul Janish, R (11, PR) OBP: 0.357, SLG: 0.368		B SI 90 F SI 90 F CH 83 F SI 90 X CU 75 1-2 29 BB 1B		C SI 90 F CH 83 B SI 90 X FC 86 1-2 23 2B 2 1B 1B		B CH 83 B SI 91 1 SAFE F CH 84 F FF 89 S FC 86 2-3 K		B SI 88 F FF 88 B SI 88 X CH 80 2-1 L6		X FF 91 0-0 23 SH2-4 2 2B 1B		5 0	1 1	3 0	0 0	0 0	1 0	1 0
23 Adam Rosales, R (1, 5) OBP: 0.353, SLG: 0.397	B CH 82 X CH 82 1-0 P6		B FF 90 X CH 82 1-0 2 1B 29 FC5-2 1-3 2B		B FF 89 C FC 84 F SI 91 T SI 92 1-2 K		B SI 89 C SI 89 X FF 89 1-1 F8		C FS 89 X SL 84 0-1 SH2-4 1-2			4	0	1	0	0	1	2
2 Alex Gonzalez, R (1, 6) OBP: 0.266, SLG: 0.333	C CH 82 B SI 90 F SI 83 B SI 90 F SI 91 F SI 91 F FF 89 X FF 90 2-2 F8		S FC 86 S SI 93 F SI 93 X SI 93 0-2 29 FC5-2 2-3 3-H 1B		F FF 90 X CH 85 X CH 84 1-1 1-H 1B				X FF 93 0-0 F9		B SL 82 B SL 83 B SL 82 C FF 90 T SL 83 X SL 84 3-2 2-H 2B	5	0	3	3	0	0	1
29 Ryan Hanigan, R (1, 2) OBP: 0.381, SLG: 0.382	B SI 90 B FF 90 D CH 83 B SI 89 4-0 1-2 BB		C SI 92 F SI 92 B FF 92 F FC 88 X FC 88 1-2 FC5-2 1-2 3-H		B SI 90 X FF 89 1-0 F8				B FF 93 X FC 92 1-0 F9			3	0	0	0	1	0	3
47 Johnny Cueto, R (1, 1) OBP: 0.200, SLG: 0.158 17 Laynce Nix, L (7, PH) OBP: 0.325, SLG: 0.553 25 David Weathers, R (8, 1) 48 Francisco Cordero, R (9, 1) 19 Joey Votto, L (0, PH) OBP: 0.429, SLG: 0.638 53 Arthur Rhodes, L (10, 1) 21 Chris Dickerson, L (11, 7) OBP: 0.372, SLG: 0.368	C SI 90 B SI 91 F SI 91 X SI 92 1-2 G4-3		C SI 92 C SI 92 F SI 93 X FF 91 0-2 P6		C SI 87 X CH 80 0-1 G3		B CH 85 B CH 84 B FF 92 B FC 91 4-0 BB			2 1 0 0 0 0 0 0	0 0 0 0 0 0 0 0	0 0 0 0 0 1 0 0	0 0 0 0 0 0 0 0	0 0 0 0 0 0 0 0	4 0 0 0 0 0 0 0

Inning Stats	1	2	3	4	5	6	7	8	9	10	11
	R: 1 E: 0 K: 0 S: 10	R: 0 E: 0 K: 0 S: 14	R: 0 E: 0 K: 1 S: 10	R: 1 E: 0 K: 0 S: 18	R: 0 E: 0 K: 1 S: 10	R: 1 E: 0 K: 2 S: 10	R: 0 E: 1 K: 0 S: 7	R: 0 E: 0 K: 1 S: 7	R: 0 E: 0 K: 0 S: 6	R: 0 E: 0 K: 3 S: 11	R: 1 E: 0 K: 0 S: 6
	H: 1 LOB: 0 BB: 0 P: 12	H: 1 LOB: 2 BB: 1 P: 23	H: 1 LOB: 1 BB: 0 P: 14	H: 3 LOB: 2 BB: 0 P: 22	H: 0 LOB: 0 BB: 0 P: 12	H: 2 LOB: 1 BB: 0 P: 15	H: 0 LOB: 1 BB: 0 P: 11	H: 0 LOB: 0 BB: 0 P: 11	H: 0 LOB: 1 BB: 1 P: 12	H: 0 LOB: 0 BB: 0 P: 13	H: 2 LOB: 2 BB: 0 P: 9

AB	40
R	4
H	10
RBI	4
BB	2
SO	8
LOB	15

1B: 7	SF: 0
2B: 2	SAC: 1
3B: 0	DP: 0
HR: 1	HBP: 0

WP: 1	PA: 43
PB: 0	
SB: 0	
CS: 0	

PITCHER		IP	WLS	BF	H	R	ER	SO	BB	IBB	HBP	BLK	WP	HR	S	P	ERA	WHIP
31 Cliff Lee, L ERA: 3.04	(1, 1)	6.0		27	8	3	3	4	1	0	0	0	1	1	72	98	4.50	1.500
40 Matt Herges, R ERA: 1.54	(7, 1)	2.0		7	0	0	0	1	0	0	0	0	0	0	14	22	0.00	0.000
63 Rafael Betancourt, R ERA: 4.01	(9, 1)	2.0		7	0	0	0	3	1	0	0	0	0	0	17	25	0.00	0.500
47 Luis Vizcaino, R ERA: 2.57	(11, 1)	0.1	L	3	2	1	1	0	0	0	0	0	0	0	6	9	27.00	6.000

PITCHER	IP	WLS	BF	H	R	ER	SO	BB	IBB	HBP	BLK	WP	HR	S	P	ERA	WHIP

Batter	1	2	3	4	5	6	7	8	9	AB	R	H	RBI	BB	SO	LOB
21 Michael Bourn, L (1, 8) OBP: 0.360, SLG: 0.388	B SI 87 X SI 87 1-0 10 S 17 HR 1B	C FF 90 X CH 81 0-1 ② L7		B CU 71 B SI 89 B FF 90 B SI 86 4-0 BB		B FF 90 C FF 90 D SL 83 X FF 90 2-1 ② G5-3		C SL 81 B FC 91 C SL 80 X FC 93 1-2 1-2 1B		4	1	2	0	1	0	2
10 Miguel Tejada, R (1, 6) OBP: 0.366, SLG: 0.511	1 SAFE C FF 87 B SI 87 F SL 79 X FF 88 1-2 L3 1-2	C SL 80 ① B SL 80 S FF 90 F SL 82 B FF 88 B FF 89 X FF 92 3-2 ③ F8		1 SAFE C SL 82 S FF 90 F FF 91 D SL 81 P PO 85 D SL 81 X SL 82 3-2 ③ G5-3		S FF 90 B FF 91 X FF 90 1-1 2-H 1B		B FF 93 X FC 92 1-0 ③ F9		5	0	1	1	0	0	5
17 Lance Berkman, S (1, 3) OBP: 0.363, SLG: 0.476	X FF 87 0-0 2-H HR	C SI 87 B S CH 81 X FF 90 1-2 9 1B 55 1B 2B	B SI 87 B FF 88 B SI 88 C SI 86 S FF 88 F FF 91 F SI 91 S FF 91 3-3 ① K	C CH 86 B FF 90 B CH 87 S CH 86 X FF 90 2-2 ③ F8				C FF 94 B CH 86 X FF 95 1-1 ① F7	5	2	2	2	0	1	1
45 Carlos Lee, R (1, 7) OBP: 0.363, SLG: 0.536	F FF 88 X SL 79 0-1 3B	B SL 81 D SL 80 S FF 90 B FF 88 C SL 82 X SL 81 3-2 ① G5-3	F X 0-1 ② G2-3			F FF 91 B SL 81 X SL 81 1-1 ① P3		F FF 95 F FF 96 X FF 94 0-2 9 G6-3 1B	5	0	2	0	0	0	1
9 Hunter Pence, R (1, 9) OBP: 0.429, SLG: 0.528	X SL 80 0-0 1B	B SL 81 B FF 90 S SL 81 S FF 90 B FF 90 X SL 81 3-2 3 CS 55 1B 2-3 1B	B FF 89 B FF 90 S SL 81 B FF 90 S X 3-2 1B			B SL 80 B FF 92 B FF 92 C FC 92 B FF 92 4-1 55 G5-4-3 BB		C SL 87 X SL 87 0-1 ②③ G6-3 1-2f	4	0	3	0	1	0	1
77 Ivan Rodriguez, R (1, 2) OBP: 0.305, SLG: 0.450 55 Humberto Quintero, R (2, 2) OBP: 0.208, SLG: 0.250	S FF 91 F FF 92 S SL 79 0-3 ② K	C SL 81 X SL 80 0-1 1-2 3-H 1B	B FF 90 D SL 82 F FF 89 F FF 91 F FF 92 F FF 92 F FF 92 S FF 91 2-3 ③ K			F FF 90 X SI 88 0-1 ②③ G5-4-3 1-2f			1 3	0 0	0 1	0 1	0 0	1 1	2 2
3 Kazuo Matsui, S (1, 4) OBP: 0.288, SLG: 0.295	C SL 81 B FF 90 X SL 79 1-1 ③ G1-3	B SI 90 B SI 89 S SI 89 B SL 79 F SI 90 S SI 91 3-3 ②③ K 2-3		C FC 89 B CH 87 B FF 89 B FC 90 B FF 90 4-1 8 2B 2 G6-3 BB				B SI 92 B FF 88 C SI 90 X FF 90 2-1 ① G1-3	3	1	0	0	1	1	4
8 Jeff Keppinger, R (1, 5) OBP: 0.397, SLG: 0.484		B FF 88 B FF 88 C FF 87 X SI 89 2-1 1B		X FF 86 0-0 51 F9 2B		C FF 90 B FF 89 X CH 88 1-1 10 1B 1-3 2B		C SL 82 B SL 83 S SL 81 B FF 93 B SL 80 F FC 92 B SL 80 4-2 21 1B BB	3	1	3	0	1	0	0
51 Wandy Rodriguez, S (1, 1) OBP: 0.045, SLG: 0.045 50 Alberto Arias, R (5, 1) 2 Darin Erstad, L (6, PH) OBP: 0.212, SLG: 0.213 47 Jeff Fulchino, R (6, 1) 4 Jason Michaels, R (8, PH) OBP: 0.308, SLG: 0.303 48 Tim Byrdak, L (8, 1)		X FF 89 0-0 ① B2		M FF 86 2 SAFE F FF 89 X CU 72 0-2 ①② F9 2-3		B FF 91 X FC 90 1-0 ① G6-3 3-H		B FF 91 X SL 78 1-0 ② P4	2 0 1 0 1 0	0 0 0 0 0 0	0 0 0 0 0 0	0 0 1 0 0 0	0 0 0 0 0 0	0 0 1 0 1 0	2 0 1 0 1 0
Inning Stats	R: 2 H: 4 E: 0 LOB: 2 K: 1 BB: 0 S: 13 P: 16	R: 0 H: 1 E: 0 LOB: 1 K: 0 BB: 0 S: 9 P: 14	R: 1 H: 3 E: 0 LOB: 2 K: 1 BB: 0 S: 14 P: 24	R: 0 H: 1 E: 0 LOB: 1 K: 0 BB: 1 S: 9 P: 15	R: 0 H: 1 E: 0 LOB: 1 K: 2 BB: 0 S: 16 P: 24	R: 2 H: 2 E: 0 LOB: 1 K: 0 BB: 1 S: 11 P: 22	R: 0 H: 0 E: 0 LOB: 0 K: 0 BB: 1 S: 5 P: 10	R: 0 H: 1 E: 0 LOB: 2 K: 0 BB: 1 S: 10 P: 19	R: 0 H: 1 E: 0 LOB: 0 K: 0 BB: 0 S: 7 P: 8	1B: 9 2B: 4 3B: 1 HR: 1	SF: 0 SAC: 0 DP: 3 HBP: 0			WP: 0 PB: 0 SB: 1 CS: 1	PA: 41		

PITCHER		IP	WLS	BF	H	R	ER	SO	BB	IBB	HBP	BLK	WP	HR	S	P	ERA	WHIP
39 Aaron Harang, R ERA: 3.36	(1, 1)	5.0	W	24	10	3	3	4	1	0	0	0	0	1	61	93	5.40	2.200
51 Jared Burton, R ERA: 6.1	(6, 1)	1.0		6	2	2	2	0	1	0	0	0	0	0	11	22	18.00	3.000
46 Carlos Fisher, R ERA:	(7, 1)	2.0	H	8	1	0	0	0	2	0	0	0	0	0	15	29	0.00	1.500
48 Francisco Cordero, R ERA: 1.8	(9, 1)	1.0	S	3	1	0	0	0	0	0	0	0	0	0	7	8	0.00	1.000

PITCHER	IP	WLS	BF	H	R	ER	SO	BB	IBB	HBP	BLK	WP	HR	S	P	ERA	WHIP

TOP

Houston Astros @ Cincinnati Reds

Great American Ball Park, Cincinnati, OH

Mon May 25 2009, 1:10 PM EDT

Att. 17,818 - Overcast - 76 F

livebaseballscorecards.com

AB	37
R	5
H	14
RBI	5
BB	4
SO	4
LOB	22

BOTTOM

Houston Astros @ Cincinnati Reds

Great American Ball Park, Cincinnati, OH

Mon May 25 2009, 1:10 PM EDT

Att. 17,818 - Overcast - 76 F

livebaseballscorecards.com

Batter	1	2	3	4	5	6	7	8	9	AB	R	H	RBI	BB	SO	LOB
3 Willy Taveras, R (1, 8) OBP: 0.335, SLG: 0.348	E6	F8		K2-3 ①	FC4		2B			5	1	1	0	0	1	4
15 Jerry Hairston, R (1, 4) OBP: 0.313, SLG: 0.463	FC3-6	F9 ①		1B	SF9 ②		K ②			4	2	2	1	0	1	1
21 Chris Dickerson, L (1, 7) OBP: 0.374, SLG: 0.354	BB	K		F8 ②			K ③			3	1	0	0	2	2	2
31 Jonny Gomes, R (1, 9) OBP: 0.467, SLG: 0.500 48 Francisco Cordero, R (9, 1)	FC3-6	P4 ③		1B	1B	BB		1B		4 0	0 0	3 0	3 0	1 0	0 0	0 0
55 Ramon Hernandez, R (1, 2) OBP: 0.363, SLG: 0.388	P5 ①		2B	1B	G1-3 ③			F9 ①		5	0	2	0	0	0	7
2 Alex Gonzalez, R (1, 6) OBP: 0.254, SLG: 0.318	FC3-6 ②		G6-3 ①	G1-3 ③		G6-3 ①		L8 ②		5	1	0	1	0	0	6
23 Adam Rosales, R (1, 3) OBP: 0.356, SLG: 0.397 (6, 5)	1B		K ②		1B	K ②		L5 ③		5	2	2	1	0	2	2
7 Paul Janish, R (1, 5) OBP: 0.378, SLG: 0.375 51 Jared Burton, R (6, 1) 33 Micah Owings, R (6, PH) OBP: 0.280, SLG: 0.600 46 Carlos Fisher, R (7, 1) 32 Jay Bruce, L (9, 9) OBP: 0.307, SLG: 0.487	1B		IBB	G6-3 ①		K ③				2 0 1 0 0	0 0 0 0 0	1 0 0 0 0	1 0 0 0 0	1 0 1 0 0	0 0 0 0 0	1 0 0 0 0
39 Aaron Harang, R (1, 1) OBP: 0.182, SLG: 0.143 19 Joey Votto, L (5, PH) OBP: 0.479, SLG: 0.632 (6, 3)	1B		1B	IBB			K ①			2 1	0 1	2 0	1 0	0 1	0 1	0 0
Inning Stats	R: 5 E: 1 K: 0 S: 18 H: 5 LOB: 2 BB: 1 P: 30	R: 0 E: 0 K: 1 S: 6 H: 0 LOB: 0 BB: 0 P: 8	R: 0 E: 0 K: 1 S: 10 H: 2 LOB: 2 BB: 1 P: 17	R: 1 E: 1 K: 1 S: 14 H: 3 LOB: 2 BB: 0 P: 23	R: 2 E: 1 K: 0 S: 12 H: 1 LOB: 3 BB: 3 P: 27	R: 0 E: 0 K: 2 S: 10 H: 0 LOB: 0 BB: 0 P: 15	R: 0 E: 0 K: 3 S: 18 H: 1 LOB: 1 BB: 0 P: 25	R: 0 E: 0 K: 0 S: 7 H: 1 LOB: 1 BB: 0 P: 12		1B: 11 2B: 2 3B: 0 HR: 0 SF: 1 SAC: 0 DP: 0 HBP: 0					

AB	37
R	8
H	13
RBI	8
BB	5
SO	8
LOB	23

WP: 0 PB: 0 SB: 0 CS: 0 PA: 43

PITCHER		IP	WLS	BF	H	R	ER	SO	BB	IBB	HBP	BLK	WP	HR	S	P	ERA	WHIP
51 Wandy Rodriguez, L ERA: 1.71	(1, 1)	4.0	L	24	10	6	0	3	1	1	0	0	0	0	48	78	0.00	2.750
50 Alberto Arias, R ERA: 4.82	(5, 1)	1.0		8	1	2	0	0	2	1	0	0	0	0	12	27	0.00	3.000
47 Jeff Fulchino, R ERA: 4.08	(6, 1)	2.0		7	1	0	0	5	0	0	0	0	0	0	28	40	0.00	0.500
48 Tim Byrdak, L ERA: 2.81	(8, 1)	1.0		4	1	0	0	0	0	0	0	0	0	0	7	12	0.00	1.000

PITCHER	IP	WLS	BF	H	R	ER	SO	BB	IBB	HBP	BLK	WP	HR	S	P	ERA	WHIP

Houston Astros @ Cincinnati Reds

Great American Ball Park, Cincinnati, OH

Tue May 26 2009, 7:10 PM EDT

Att. 15,619 - Cloudy - 80 F

TOP

livebaseballscorecards.com

Batter	1	2	3	4	5	6	7	8	9	AB	R	H	RBI	BB	SO	LOB
21 Michael Bourn, L (1, 8) OBP: 0.355, SLG: 0.382	C FF 88 B FF 88 S FF 88 S FF 90 1-3 K		C FF 89 B CH 80 B FF 89 F FF 90 X CH 78 2-2 G6-3		C FF 88 F FF 88 F FF 88 B FF 87 F SL 81 F FF 89 X CH 78 1-2 9 BB 10 G4-3 1B	C SL 76 B SI 81 B SL 74 C SL 73 B FF 84 S SC 65 3-3 K			B FF 95 C FF 95 B FF 94 F FF 94 F FF 97 F CH 87 F FF 95 X SL 90 2-2 G3	5	0	1	0	0	2	1
10 Miguel Tejada, R (1, 6) OBP: 0.372, SLG: 0.519	F FF 90 B FF 83 S CH 79 X FF 88 1-2 F9			C CH 78 B FF 90 X CH 80 1-1 45 1B 77 2B 2B	1 SAFE X FF 87 0-0 G4-3 1-2	S SC 66 B FF 82 F SC 66 F SC 68 F FF 83 F SC 66 F SC 65 F FF 85 B SI 85 2-2 X SI 83 2-3 1B			S FF 95 X FF 95 0-1 17 G5-6-3 1B	5	1	3	0	0	0	1
17 Lance Berkman, S (1, 3) OBP: 0.370, SLG: 0.487	B FF 90 B CH 79 B FF 88 X FF 89 3-0 3B			C FF 89 F FF 88 B FF 88 D SL 83 B SL 82 B SI 81 4-2 45 1B 77 2B BB	B FF 89 F FF 88 B FC 87 B CH 78 B CH 80 4-1 9 BB BB		C FF 96 B FF 96 S FS 91 B FF 96 S FS 91 2-3 K		B FF 96 B CH 87 B CH 87 C FF 96 F CH 86 X FF 98 3-2 G5-6-3 1-2f	3	1	1	0	2	1	1
45 Carlos Lee, R (1, 7) OBP: 0.366, SLG: 0.535	B FF 89 F CH 78 F S 1-3 K			B SL 82 B FF 90 B FF 89 X FC 88 3-0 77 2B 18 1B 1-2 2-3 1B	F SL 82 F FF 90 F FF 88 B FC 87 F CH 77 F FF 88 X FC 89 1-2 F8		B FF 97 X FF 96 1-0 9 G4-3 1B			4	1	2	0	0	1	3
9 Hunter Pence, R (1, 9) OBP: 0.425, SLG: 0.519		B FF 90 C FF 89 B CH 79 C FF 91 X FF 89 2-2 F9		B SI 82 X FF 88 1-0 L4	D SL 82 B SL 81 F CH 76 B FF 90 B CH 78 4-1 1-2 2-3 BB		B SL 83 B FF 96 B FF 96 C FF 95 F FF 96 X FF 96 3-2 G4-3 1-2			3	0	0	0	1	0	4
77 Ivan Rodriguez, R (1, 2) OBP: 0.303, SLG: 0.452		C FF 91 S SL 80 S FC 88 0-3 K		S FF 90 S FF 90 F FF 88 X FC 84 0-2 18 1B 1-3 2-H 3-H 2B	B FF 88 X CH 78 1-0 F8		X FF 97 0-0 G4-3			4	0	1	2	0	1	4
8 Jeff Keppinger, R (1, 5) OBP: 0.403, SLG: 0.522		C FF 90 C SL 83 B FF 92 X FF 90 1-2 G1-3		B SI 83 B SI 89 I IN 72 I IN 70 4-0 18 1B IBB		X SI 90 0-0 HR		B SL 84 X SI 87 1-0 F7		3	1	1	1	1	0	0
18 Edwin Maysonet, R (1, 4) OBP: 0.286, SLG: 0.286			C FF 89 C SL 82 X FF 88 0-2 P6	X FF 90 0-0 44 G6-3 1-2 2-3 3-H 1B		B SI 91 X SI 91 1-0 10 1B 44 SH3-4 1B		C SL 84 B SL 83 F SL 84 B SI 90 X SL 84 2-2 L9		4	0	2	1	0	0	0
44 Roy Oswalt, R (1, 1) OBP: 0.143, SLG: 0.100 48 Tim Byrdak, L (7, 1) 2 Darin Erstad, L (8, PH) OBP: 0.208, SLG: 0.208 22 LaTroy Hawkins, R (8, 1)			C FF 90 B FF 91 F FF 89 F FF 90 F FF 90 B SL 82 F FF 90 F CH 78 F FF 90 2-2 F FF 80 X SL 80 G5-3	X FF 89 0-0 G6-3 1-2f		F SI 90 1 SAFE 1 SAFE 1 SAFE X SI 90 0-1 SH3-4 1-2		B SL 83 C SI 89 S SL 83 B SI 89 B SL 83 F SI 87 X SI 89 3-2 G3-1		2 0 1 0	0 0 0 0	0 0 0 0	0 0 0 0	0 0 0 0	0 0 0 0	3 0 0 0
Inning Stats	R: 0 E: 0 K: 2 S: 10 H: 1 LOB: 1 BB: 0 P: 16	R: 0 E: 0 K: 1 S: 9 H: 0 LOB: 0 BB: 0 P: 12	R: 0 E: 0 K: 0 S: 15 H: 0 LOB: 0 BB: 0 P: 19	R: 3 E: 0 K: 0 S: 12 H: 4 LOB: 2 BB: 2 P: 25	R: 0 E: 0 K: 0 S: 16 H: 1 LOB: 3 BB: 2 P: 27	R: 1 E: 0 K: 1 S: 15 H: 3 LOB: 2 BB: 0 P: 21	R: 0 E: 0 K: 1 S: 8 H: 1 LOB: 1 BB: 0 P: 14	R: 0 E: 0 K: 0 S: 8 H: 0 LOB: 0 BB: 0 P: 14	R: 0 E: 0 K: 0 S: 11 H: 1 LOB: 0 BB: 0 P: 16	1B: 7 2B: 2 3B: 1 HR: 1	SF: 0 SAC: 1 DP: 2 HBP: 0						

	AB	34
	R	4
	H	11
	RBI	4
	BB	4
	SO	5
	LOB	17

WP: 0 PB: 0 SB: 0 CS: 0 PA: 39

PITCHER		IP	WLS	BF	H	R	ER	SO	BB	IBB	HBP	BLK	WP	HR	S	P	ERA	WHIP
33 Micah Owings, R ERA: 4.78	(1, 1)	5.0		24	6	3	3	3	3	1	0	0	0	0	62	99	5.40	1.800
57 Mike Lincoln, R ERA: 9.56	(6, 1)	0.1		3	2	1	1	0	0	0	0	0	0	1	4	5	27.00	6.000
52 Daniel Herrera, L ERA: 2.04	(6, 1)	0.2		2	1	0	0	1	0	0	0	0	0	0	11	16	0.00	1.500
40 Nick Masset, R ERA: 1.15	(7, 1)	1.0	W	4	1	0	0	1	0	0	0	0	0	0	8	14	0.00	1.000
25 David Weathers, R ERA: 2.7	(8, 1)	1.0	H	3	0	0	0	0	0	0	0	0	0	0	8	14	0.00	0.000

PITCHER		IP	WLS	BF	H	R	ER	SO	BB	IBB	HBP	BLK	WP	HR	S	P	ERA	WHIP
48 Francisco Cordero, R ERA: 1.71	(9, 1)	1.0	S	3	1	0	0	0	0	0	0	0	0	0	11	16	0.00	1.000

Houston Astros @ Cincinnati Reds

Great American Ball Park, Cincinnati, OH

Tue May 26 2009, 7:10 PM EDT

Att. 15,619 - Cloudy - 80 F

BOTTOM

Batter	1	2	3	4	5	6	7	8	9	AB	R	H	RBI	BB	SO	LOB
21 Chris Dickerson, L (1, 8) OBP: 0.369, SLG: 0.349	X FF 92 0-0 ① L4		X FF 92 0-0 15 SH5-3 1-2 55 1B 1B		B CH 81 S CH 81 C FF 94 B CU 71 X FF 94 2-2 ① G3	C FF 94 B CH 85 B FF 94 F FF 94 F FF 95 X FF 95 2-2 ③ G4-3				4	1	1	0	0	0	3
15 Jerry Hairston, R (1, 4) OBP: 0.314, SLG: 0.456	B FF 93 X FF 94 1-0 ② P6		X FC 85 0-0 ① SH5-3 1-2 2-3		S FC 83 B FF 92 X FF 92 1-1 ② G1-3		B FF 88 F FF 88 B CH 83 C SL 82 B FF 90 B FF 89 4-2 19 HR BB			2	1	0	0	1	0	0
19 Joey Votto, L (1, 3) OBP: 0.473, SLG: 0.645	F CU 72 F FF 94 F SL 82 S FF 94 0-3 ③ K		C FF 94 D SL 81 S FF 95 S FF 95 1-3 ② K		B FF 94 F FF 94 B FF 94 X FC 87 2-1 ③ G1-3		B SL 85 1 SAFE X FF 89 1-0 1-H HR			4	1	1	2	0	2	2
55 Ramon Hernandez, R (1, 2) OBP: 0.360, SLG: 0.385		S FC 83 B SI 90 C FF 91 B FF 91 X FC 82 2-2 ① F9	B FF 93 B FF 94 B FF 95 C FF 94 C FC 86 X FF 93 3-2 2-H 3-H 1B			C SL 81 F FC 83 X CU 72 0-2 ① F9	C SL 82 B SI 86 B CH 83 B SI 90 F SI 90 S SL 82 3-3 ① K			4	0	1	2	0	1	0
32 Jay Bruce, L (1, 9) OBP: 0.306, SLG: 0.481		F FF 92 F FF 92 X SL 78 0-2 ② L4	1 SAFE X FF 96 0-0 ③ F7			C FF 94 B FF 95 B FF 94 B CU 65 X FF 94 2-2 23 HBP 2 PB 31 BB 1B	L SL 82 S SL 80 B SL 83 F SL 80 S FF 90 1-3 ② K			4	1	1	0	0	1	1
17 Laynce Nix, L (1, 7) OBP: 0.333, SLG: 0.588		B CU 70 F FF 93 X FF 93 1-1 2 1B 1B		B FF 94 L FF 95 X CU 71 1-1 HR		S FF 94 B FF 94 S FF 94 F FF 94 S FF 94 1-3 ② K	B FF 91 B FF 91 X SL 79 2-0 ③ G4-3			4	1	2	1	0	1	1
2 Alex Gonzalez, R (1, 6) OBP: 0.263, SLG: 0.318		F FF 94 F FC 84 X FF 94 0-2 1-2 1B		C CU 70 F FF 93 X CU 73 0-2 ① G4-3		B FF 93 B FF 93 D CU 71 B FC 85 4-0 31 BB 23 HBP 1-2 BB		C SL 88 B SL 88 F FF 93 B SL 90 X SL 88 2-2 ① P2		3	0	1	0	1	0	0
23 Adam Rosales, R (1, 5) OBP: 0.351, SLG: 0.383		B FC 85 C FF 92 F FF 94 S CU 68 1-3 ③ K		B CU 72 B FC 84 B FF 95 C SI 94 C FF 94 S FF 94 3-3 ② K		F FF 94 H FF 93 1-1 31 BB 1-2 2-3 HBP		S SL 89 X SL 89 0-1 ② F9		3	0	0	0	0	2	2
33 Micah Owings, R (1, 1) OBP: 0.296, SLG: 0.593 57 Mike Lincoln, R (6, 1) 52 Daniel Herrera, L (6, 1) 31 Jonny Gomes, R (6, PH) OBP: 0.500, SLG: 0.500 40 Nick Masset, R (7, 1) 25 David Weathers, R (8, 1) 3 Willy Taveras, R (8, PH) OBP: 0.333, SLG: 0.345 48 Francisco Cordero, R (9, 1)			X FF 93 0-0 15 SH5-3 21 1B 55 1B 1B		B SL 79 X FC 84 1-0 ③ L8	B FF 96 B FF 95 B FF 94 B FF 94 4-0 1-2 2-3 3-H BB		C FF 93 X FF 94 0-1 ③ G6-3		2 0 0 0 0 0 0 1 0	1 0 0 0 1 0 0 0 0	1 0 0 0 1 0 0 0 0	0 0 0 0 1 0 0 0 0	0 0 0 0 1 0 0 0 0	0 0 0 0 0 0 0 0 0	0 0 0 0 0 0 0 0 0
Inning Stats	R: 0 E: 0 K: 1 S: 6 H: 0 LOB: 0 BB: 0 P: 7	R: 0 E: 0 K: 1 S: 14 H: 2 LOB: 2 BB: 0 P: 18	R: 2 E: 0 K: 1 S: 10 H: 3 LOB: 1 BB: 0 P: 14	R: 1 E: 0 K: 1 S: 9 H: 1 LOB: 0 BB: 0 P: 14	R: 0 E: 0 K: 0 S: 7 H: 0 LOB: 0 BB: 0 P: 12	R: 1 E: 0 K: 1 S: 15 H: 1 LOB: 3 BB: 2 P: 29	R: 2 E: 0 K: 2 S: 11 H: 1 LOB: 0 BB: 1 P: 22	R: 0 E: 0 K: 0 S: 7 H: 0 LOB: 0 BB: 0 P: 9		1B: 6 2B: 0 3B: 0 HR: 2 SF: 0 SAC: 1 DP: 0 HBP: 1				WP: 0 PB: 1 SB: 0 CS: 0 PA: 36	

livebaseballscorecards.com

AB	31
R	6
H	8
RBI	6
BB	3
SO	7
LOB	9

PITCHER	IP	WLS	BF	H	R	ER	SO	BB	IBB	HBP	BLK	WP	HR	S	P	ERA	WHIP
44 Roy Oswalt, R (1, 1) ERA: 4.62	6.0		28	7	4	4	5	2	0	1	0	0	1	61	94	6.00	1.500
48 Tim Byrdak, L (7, 1) ERA: 3.71	1.0	L	5	1	2	2	2	1	0	0	0	0	1	11	22	18.00	2.000
22 LaTroy Hawkins, R (8, 1) ERA: 2.7	1.0		3	0	0	0	0	0	0	0	0	0	0	7	9	0.00	0.000

PITCHER	IP	WLS	BF	H	R	ER	SO	BB	IBB	HBP	BLK	WP	HR	S	P	ERA	WHIP

Houston Astros @ Cincinnati Reds

Great American Ball Park, Cincinnati, OH

Wed May 27 2009, 7:10 PM EDT

Att. 17,602 - Overcast - 70 F

livebaseballscorecards.com

TOP

Batter	1	2	3	4	5	6	7	8	9	AB	R	H	RBI	BB	SO	LOB
21 Michael Bourn, L (1, 8) OBP: 0.358, SLG: 0.381	C SI 87 B FF 88 B FF 88 B SI 87 B CH 78 4-1 10 G6-3 10 S 17 SF7 BB	B CH 78 B SI 88 C SL 74 F SI 88 S SI 87 2-3 ② K	L CH 80 S SL 75 B SL 75 B FF 88 X SI 88 2-2 17 G4-6-3 1B						C CU 69 B CH 82 F CH 81 X FF 90 1-2 ① L7	3	1	1	0	1	1	1
10 Miguel Tejada, R (1, 6) OBP: 0.369, SLG: 0.519	B SI 88 1 SAFE B SI 88 X SI 88 2-0 ① G6-3 1-3	C SL 77 B SI 88 B SI 89 X SI 90 2-1 ③ G6-3	1 SAFE C SL 76 S SL 76 F SL 78 1 SAFE X FF 89 0-2 ① F9						B SI 90 X SI 89 1-0 17 L8 2B	4	0	1	0	0	0	3
17 Lance Berkman, S (1, 3) OBP: 0.362, SLG: 0.477	B SI 89 X SI 89 1-0 ② SF7 3-H	X SL 77 0-0 ① P5	X SI 84 0-0 ②③ G4-6-3 1-2f						B SL 75 B SI 89 X CH 83 2-0 ② L8 2-3	3	0	0	1	0	0	2
45 Carlos Lee, R (1, 7) OBP: 0.358, SLG: 0.523	F SI 89 X SI 88 0-1 ③ G1-3	C SL 75 B SL 77 C SL 77 B SI 88 B SL 77 X CU 71 3-2 ② L7				X CH 79 0-0 ① L8			B FF 90 F SL 75 B SL 77 X SI 88 2-1 ③ G6-3	4	0	0	0	0	0	1
9 Hunter Pence, R (1, 9) OBP: 0.423, SLG: 0.515		C SL 75 B SL 76 B SI 89 X SI 89 2-1 ① G6-3	B SI 88 X SL 75 1-0 ② 1B			C SI 86 X SI 89 0-1 ② F8				3	0	1	0	0	0	0
8 Jeff Keppinger, R (1, 5) OBP: 0.400, SLG: 0.514		X SI 88 0-0 ② 18 CS 1B	B SI 88 X SI 88 1-0 ③ L8			C SL 76 X SL 76 0-1 ③ G5-3				3	0	1	0	0	0	1
18 Edwin Maysonet, R (1, 4) OBP: 0.200, SLG: 0.200		B SL 77 B CU 71 B SL 75 C CH 81 C SL 75 C SL 75 3-3 ②③ K 1-2	B SI 88 C CU 70 C SL 74 X SL 76 1-2 ① P4					C CH 78 X SI 87 0-1 ① G6-3		3	0	0	0	0	1	1
55 Humberto Quintero, R (1, 2) OBP: 0.222, SLG: 0.259		F SI 88 X SL 75 0-1 52 SH1-4 1B	X CU 69 0-0 ② F8					B FF 86 X SI 87 1-0 ② G4-3		3	0	1	0	0	0	0
52 Felipe Paulino, R (1, 1) 50 Alberto Arias, R (7, 1) 4 Jason Michaels, R (8, PH) OBP: 0.300, SLG: 0.294 43 Chris Sampson, R (8, 1)		B SI 87 X SI 86 1-0 ① SH1-4 1-2	C SL 74 B SI 89 F SI 88 C SL 76 1-3 ③ K					C SL 74 C SL 77 B SL 76 X SI 85 1-2 ③ P5		1 0 1 0	0 0 0 0	0 0 0 0	0 0 0 0	0 0 0 0	1 0 0 0	0 0 0 0
Inning Stats	R: 1 E: 0 K: 0 S: 5 H: 0 LOB: 0 BB: 1 P: 12	R: 0 E: 0 K: 1 S: 6 H: 1 LOB: 0 BB: 0 P: 11	R: 0 E: 0 K: 1 S: 8 H: 1 LOB: 1 BB: 0 P: 13	R: 0 E: 0 K: 0 S: 6 H: 1 LOB: 1 BB: 0 P: 11	R: 0 E: 0 K: 1 S: 7 H: 0 LOB: 0 BB: 0 P: 9	R: 0 E: 0 K: 0 S: 8 H: 1 LOB: 0 BB: 0 P: 10	R: 0 E: 0 K: 0 S: 5 H: 0 LOB: 0 BB: 0 P: 5	R: 0 E: 0 K: 0 S: 6 H: 0 LOB: 0 BB: 0 P: 8	R: 0 E: 0 K: 0 S: 7 H: 1 LOB: 1 BB: 0 P: 13	1B: 4 2B: 1 3B: 0 HR: 0 SF: 1 SAC: 1 DP: 1 HBP: 0						

	AB	28
	R	1
	H	5
	RBI	1
	BB	1
	SO	3
	LOB	9

WP: 0 PA: 31
PB: 0
SB: 1
CS: 1

PITCHER	IP	WLS	BF	H	R	ER	SO	BB	IBB	HBP	BLK	WP	HR	S	P	ERA	WHIP
61 Bronson Arroyo, R (1, 1) ERA: 5.12	9.0	W	31	5	1	1	3	1	0	0	0	0	0	58	92	1.00	0.667

PITCHER	IP	WLS	BF	H	R	ER	SO	BB	IBB	HBP	BLK	WP	HR	S	P	ERA	WHIP

BOTTOM

Houston Astros @ Cincinnati Reds

Great American Ball Park, Cincinnati, OH

Wed May 27 2009, 7:10 PM EDT

Att. 17,602 - Overcast - 70 F

livebaseballscorecards.com

Batter	1	2	3	4	5	6	7	8	9	AB	R	H	RBI	BB	SO	LOB
3 Willy Taveras, R (1, 8) OBP: 0.332, SLG: 0.343	B FF 93 X FF 92 1-0 ① L6		B SL 86 X FF 95 1-0 E2 15 1B		C FF 97 C SL 86 S SL 85 0-3 ② K2-3 2-3		F FF 93 C SL 82 F SL 81 X SL 81 0-2 1-2 1B			4	1	1	0	0	1	1
15 Jerry Hairston, R (1, 4) OBP: 0.319, SLG: 0.481	B FF 94 X FF 95 1-0 HR		D SL 87 C FF 97 X SL 87 1-1 3-H 1B		X FF 97 0-0 ③ G6-3		C FF 93 B FF 92 B SL 83 X FF 93 2-1 ② F9			4	1	2	2	0	0	3
19 Joey Votto, L (1, 3) OBP: 0.467, SLG: 0.632	C FF 97 B FF 97 S CH 87 B FF 98 B FF 97 X CH 87 3-2 ② G3		S FF 96 B FF 96 X FF 97 1-1 ③ F7			B CH 83 S SL 84 B FF 96 X FF 96 2-1 32 HR 1B	S SL 82 S SL 83 S SL 82 0-3 ③ K			4	1	1	0	0	1	3
17 Laynce Nix, L (1, 7) OBP: 0.330, SLG: 0.571	B FF 97 C FF 95 X FF 95 1-1 ③ P5			S FF 96 X FF 96 0-1 ① P4		C FF 96 B SL 87 B SL 84 F FF 96 B FF 97 S CH 86 3-3 ① K		F SL 81 B SI 88 X CU 77 1-1 32 3B 1B		4	1	1	0	0	1	1
32 Jay Bruce, L (1, 9) OBP: 0.315, SLG: 0.536		C FF 94 B FF 95 X FF 95 1-1 ① F8		X FF 96 0-0 HR		X FF 96 0-0 1-H HR		B SL 81 C SL 85 B SI 88 F SL 86 X CU 79 2-2 1-H 23 FC6-2 3B		4	2	3	4	0	0	0
2 Alex Gonzalez, R (1, 6) OBP: 0.254, SLG: 0.307		C SL 84 M SL 87 X FF 97 0-2 ② F9		C FF 96 B FF 97 F FF 96 F SL 87 X FF 96 1-2 ② G6-3		F SL 85 S SL 86 X SL 84 0-2 ② L5		F SI 88 B FF 89 X SL 83 1-1 ① G5-3		4	0	0	0	0	0	1
23 Adam Rosales, R (1, 5) OBP: 0.337, SLG: 0.365		B SL 87 C SL 85 C SL 86 F FF 97 F FF 97 S SL 87 1-3 ③ K		S SL 88 F SL 87 B SL 87 S SL 88 1-3 ③ K		B FF 96 C SL 84 B SL 86 X CH 87 2-1 ③ G6-3		C SL 82 S SL 82 D SL 81 F SI 89 B SL 83 F SI 90 X SL 84 2-2 ② FC6-2 29 BB 3-H		4	0	0	0	0	2	1
29 Ryan Hanigan, R (1, 2) OBP: 0.403, SLG: 0.397			B FF 96 C FF 93 F FF 94 X FF 96 1-2 61 G5-4-3 1B		B FF 96 C SL 83 C FF 96 B SL 86 X SL 85 2-2 ① G4-3		B FF 91 C FF 92 B SL 80 C FF 92 X SL 82 2-2 3 1B 1B	B SI 88 B SI 88 F FF 88 B SL 82 B SI 88 4-1 1-2 BB		3	0	2	0	1	0	0
61 Bronson Arroyo, R (1, 1) OBP: 0.105, SLG: 0.158			C SL 83 L SL 84 X SL 83 0-2 ① ② G5-4-3 1-2f		C SL 84 B FF 96 B FF 94 C SL 83 X FF 94 2-2 3 K2-3 2B		M SL 80 M SL 81 M SL 81 0-3 ① K	C SL 81 F SL 82 B SL 84 S SL 83 1-3 ③ K		4	0	1	0	0	2	4
Inning Stats	R: 1 H: 1 E: 0 LOB: 0 K: 0 BB: 0 S: 7 P: 13	R: 0 H: 0 E: 0 LOB: 0 K: 1 BB: 0 S: 10 P: 12	R: 1 H: 2 E: 1 LOB: 1 K: 0 BB: 0 S: 11 P: 15	R: 1 H: 1 E: 0 LOB: 0 K: 1 BB: 0 S: 10 P: 12	R: 0 H: 1 E: 0 LOB: 1 K: 1 BB: 0 S: 10 P: 14	R: 2 H: 2 E: 0 LOB: 0 K: 1 BB: 0 S: 11 P: 18	R: 0 H: 2 E: 0 LOB: 2 K: 2 BB: 0 S: 15 P: 19	R: 1 H: 2 E: 0 LOB: 2 K: 1 BB: 1 S: 16 P: 27		1B: 6 SF: 0 2B: 1 SAC: 0 3B: 1 DP: 1 HR: 3 HBP: 0						WP: 0 PA: 36 PB: 0 SB: 0 CS: 0

	AB	35
	R	6
	H	11
	RBI	6
	BB	1
	SO	7
	LOB	14

PITCHER		IP	WLS	BF	H	R	ER	SO	BB	IBB	HBP	BLK	WP	HR	S	P	ERA	WHIP
52 Felipe Paulino, R ERA: 6.75	(1, 1)	6.0	L	25	7	5	4	4	0	0	0	0	0	3	59	84	6.00	1.167
50 Alberto Arias, R ERA: 4.35	(7, 1)	1.0		5	2	0	0	2	0	0	0	0	0	0	15	19	0.00	2.000
43 Chris Sampson, R ERA: 2.17	(8, 1)	1.0		6	2	1	1	1	1	0	0	0	0	0	16	27	9.00	3.000

PITCHER	IP	WLS	BF	H	R	ER	SO	BB	IBB	HBP	BLK	WP	HR	S	P	ERA	WHIP

Batter	1	2	3	4	5	6	7	8	9	AB	R	H	RBI	BB	SO	LOB
3 Willy Taveras, R (1, 8) OBP: 0.325, SLG: 0.335	C SI 90 F FF 91 B CH 84 B FS 85 X SI 90 2-2 G5-3			B FF 89 C SL 84 B SL 84 B SL 84 C SI 88 F SI 88 X SL 84 3-2 G6-3		B SI 90 X FF 89 1-0 B1		C SI 95 F SL 85 F SI 94 D SL 85 X SL 84 1-2 G6-3		4	0	0	0	0	0	1
15 Jerry Hairston, R (1, 4) OBP: 0.317, SLG: 0.474	C SI 90 F SL 86 B FF 90 F FS 84 F SL 86 F FS 82 F SI 90 F FS 83 X SI 91 1-2 19 CS 1B			X SI 89 0-0 P3		B FS 87 C SL 83 F FS 82 B FS 83 X SL 82 2-2 F8			C FF 86 X CH 73 0-1 F8	4	0	1	0	0	0	0
19 Joey Votto, L (1, 3) OBP: 0.464, SLG: 0.627 29 Ryan Hanigan, R (2, 2) OBP: 0.420, SLG: 0.397 4 Brandon Phillips, R (9, PH) OBP: 0.335, SLG: 0.487	B SI 90 C SI 89 1 SAFE B SI 90 B FS 81 X FS 82 3-1 P6 1-2			B FF 90 B SI 90 C SI 90 B SL 84 C SI 90 B SI 90 4-2 55 HR BB			B FF 89 B FF 87 C FF 86 B SI 88 C SI 88 B FF 87 4-2 BB		X FC 86 0-0 B1-3	1 0 1	0 1 0	0 0 0	0 2 0	0 0 0	1 0 0
55 Ramon Hernandez, R (1, 2) OBP: 0.364, SLG: 0.408 (2, 3)		C SI 90 C SL 86 X SI 89 0-2 G1-3		B SL 84 X SI 89 1-0 1-H HR			X SL 83 0-0 P4		C SL 80 F SL 80 X FF 86 0-2 1B	4	1	2	2	0	0	1
32 Jay Bruce, L (1, 9) OBP: 0.309, SLG: 0.524		C SI 89 S FS 84 X FS 85 0-2 G3		F FS 83 C SI 89 B FS 82 X FS 81 1-2 G3-1			X SI 89 0-0 P4		B CH 75 S CH 73 S CH 74 S CH 73 1-3 K	4	0	0	0	0	1	2
17 Laynce Nix, L (1, 7) OBP: 0.319, SLG: 0.552		C SI 91 F SI 91 B FF 89 B FS 83 B FS 82 F FS 81 S SI 91 3-3 K			B SL 83 F SL 85 B FS 81 F FS 80 S SI 89 2-3 K		X FS 80 0-0 P6			3	0	0	0	0	2	1
2 Alex Gonzalez, R (1, 6) OBP: 0.256, SLG: 0.308			F SI 90 B SI 90 F SL 85 B FS 84 S FS 82 2-3 K		C SL 86 F FS 82 B SI 88 F FS 82 F SI 89 F SI 89 F FS 81 F SI 90 F SL 84 1-3 S FS 81 K			X SI 94 0-0 21 G4-3 23 1B 1B		3	0	1	0	0	2	0
23 Adam Rosales, R (1, 5) OBP: 0.337, SLG: 0.364			X SI 91 0-0 P3		B SI 90 X SL 84 1-0 F8			1 SAFE 1 SAFE C SL 82 B SI 93 X SI 92 1-1 1-2 21 G4-3 1B		3	0	1	0	0	0	0
47 Johnny Cueto, R (1, 1) OBP: 0.182, SLG: 0.143 21 Chris Dickerson, L (8, PH) OBP: 0.365, SLG: 0.345 53 Arthur Rhodes, L (8, 1)			C SI 91 B SL 85 X SL 84 1-1 G6-3			X SI 89 0-0 B1		B SI 95 B SI 94 F SI 94 F SI 94 X SI 96 2-2 G4-3 1-2f 2-3		2 1 0	0 0 0	0 0 0	0 0 0	0 0 0	0 2 0	0 0 0
Inning Stats	R: 0 E: 0 K: 0 S: 13 H: 1 LOB: 0 BB: 0 P: 19	R: 0 E: 0 K: 1 S: 10 H: 0 LOB: 0 BB: 0 P: 13	R: 0 E: 0 K: 1 S: 6 H: 0 LOB: 0 BB: 0 P: 9	R: 2 E: 0 K: 0 S: 11 H: 1 LOB: 0 BB: 1 P: 20	R: 0 E: 0 K: 2 S: 13 H: 0 LOB: 0 BB: 0 P: 17	R: 0 E: 0 K: 0 S: 5 H: 0 LOB: 0 BB: 0 P: 8	R: 0 E: 0 K: 0 S: 5 H: 0 LOB: 1 BB: 1 P: 9	R: 0 E: 0 K: 0 S: 10 H: 2 LOB: 1 BB: 0 P: 14	R: 0 E: 0 K: 1 S: 9 H: 1 LOB: 1 BB: 0 P: 10	1B: 4 2B: 0 3B: 0 HR: 1 SF: 0 SAC: 0 DP: 1 HBP: 0						

TOP

Cincinnati Reds @ Milwaukee Brewers

Miller Park, Milwaukee, WI

Fri May 29 2009, 7:05 PM CDT

Att. 42,186 - Roof Closed - 69 F

livebaseballscorecards.com

AB	30
R	2
H	5
RBI	2
BB	2
SO	5
LOB	8

PITCHER		IP	WLS	BF	H	R	ER	SO	BB	IBB	HBP	BLK	WP	HR	S	P	ERA	WHIP
41 Braden Looper, R ERA: 4.24	(1, 1)	7.0	W	24	2	2	2	4	2	0	0	0	0	1	63	95	2.57	0.571
60 Todd Coffey, R ERA: 2.59	(8, 1)	1.0	H	4	2	0	0	0	0	0	0	0	0	0	10	14	0.00	2.000
51 Trevor Hoffman, R ERA:	(9, 1)	1.0	S	4	1	0	0	1	0	0	0	0	0	0	9	10	0.00	1.000

PITCHER	IP	WLS	BF	H	R	ER	SO	BB	IBB	HBP	BLK	WP	HR	S	P	ERA	WHIP

BOTTOM

Cincinnati Reds @ Milwaukee Brewers

Miller Park, Milwaukee, WI

Fri May 29 2009, 7:05 PM CDT
Att. 42,186 - Roof Closed - 69 F

livebaseballscorecards.com

Batter	1	2	3	4	5	6	7	8	9	AB	R	H	RBI	BB	SO	LOB
30 Craig Counsell, L (1, 4) OBP: 0.383, SLG: 0.402	C FF 89 X FF 90 0-1 ① P6	B FF 92 B SL 86 C SL 86 B FF 92 C SI 94 B SL 89 4-2 BB			C SL 84 X SL 87 0-1 ② G3			X FF 90 0-0 ① F9		3	0	0	0	1	0	0
7 J.J. Hardy, R (1, 6) OBP: 0.322, SLG: 0.400	C FF 91 X SL 86 0-1 ② L7	B FF 95 F SL 89 B FF 95 F FF 94 X FF 95 2-2 ③ G4-3			B FF 93 F FF 92 B FF 93 S SL 89 F FF 95 F FF 94 F FF 95 F SL 90 B SL 89 3-2 ③ G5-3			C CH 83 X FF 90 0-1 ② F9		4	0	0	0	0	0	3
8 Ryan Braun, R (1, 7) OBP: 0.432, SLG: 0.533	B FF 91 B FF 90 B SI 91 B FF 92 4-0 28 HR BB		F FF 92 X SL 89 0-1 ① F8			B C B X 2-1 28 F8 25 F7-2 2B		C B C FF 91 B SL 81 S SL 79 2-3 ③ K		3	1	1	0	1	1	0
28 Prince Fielder, L (1, 3) OBP: 0.410, SLG: 0.521	B CH 88 C SI 92 X SI 91 1-1 1-H HR		C FF 94 B SI 95 X SL 90 1-1 ② F7			B SL 91 B X 2-0 ① F8 2-3				3	1	1	2	0	0	1
25 Mike Cameron, R (1, 8) OBP: 0.376, SLG: 0.522	C FF 93 B SL 88 B SI 91 S SL 88 F FF 92 B SL 88 S SL 88 3-3 ③ K		C SL 88 B FF 94 C FF 91 F FF 94 S SL 89 1-3 ③ K			X SI 92 0-0 ②③ F7-2 3-H				3	0	0	0	0	2	1
24 Mat Gamel, L (1, 5) OBP: 0.300, SLG: 0.360 2 Bill Hall, R (8, 5) OBP: 0.289, SLG: 0.377		B FF 91 F CH 83 B FF 92 B FF 93 F SL 87 F F SI 93 B 4-2 41 SH5-4 18 BB BB		F FF 93 C SL 83 X SI 91 0-2 ① G3			X SL 86 0-0 ① P6			2	0	0	0	1	0	0
										0	0	0	0	0	0	0
1 Corey Hart, R (1, 9) OBP: 0.318, SLG: 0.407		F FF 92 B SI 91 B SL 86 X SI 91 2-1 ① F8		F FF 93 F FF 94 B SL 90 C SL 86 1-3 ② K			B SL 85 C SL 86 X SL 87 1-1 HR			3	1	1	1	0	1	1
18 Jason Kendall, R (1, 2) OBP: 0.292, SLG: 0.254		B FF 92 1 SAFE B FF 91 B SL 83 C FF 91 B SI 90 4-1 41 SH5-4 1-2 BB		B FF 94 F FF 91 B FF 92 C SL 88 X FF 94 2-2 ③ F9			B FF 91 C FF 91 B SI 92 X FF 91 2-1 ② G5-3			2	0	0	0	1	0	0
41 Braden Looper, R (1, 1) OBP: 0.067, SLG: 0.067 22 Jody Gerut, L (7, PH) OBP: 0.246, SLG: 0.364 60 Todd Coffey, R (8, 1) 51 Trevor Hoffman, R (9, 1)		T FF 89 L SL 85 X FF 92 0-2 ② SH5-4 1-2 2-3			F SI 90 B SI 91 X SL 85 1-1 ① G2-3		F SL 85 X 0-1 ③ G1-3			1	0	0	0	0	0	0
										1	0	0	0	0	0	0
										0	0	0	0	0	0	0
										0	0	0	0	0	0	0

	AB	25
	R	3
	H	3
	RBI	3
	BB	4
	SO	4
	LOB	6

Inning Stats	1	2	3	4	5	6	7	8	9
	R: 2 E: 0 K: 1 S: 10	H: 1 LOB: 0 BB: 1 P: 18	R: 0 E: 0 K: 0 S: 15	H: 0 LOB: 3 BB: 3 P: 31	R: 0 E: 0 K: 1 S: 8	H: 0 LOB: 0 BB: 0 P: 10	R: 0 E: 0 K: 1 S: 9	H: 0 LOB: 0 BB: 0 P: 12	R: 0 E: 0 K: 0 S: 11	H: 0 LOB: 0 BB: 0 P: 15
	R: 0 E: 0 K: 0 S: 4	H: 1 LOB: 0 BB: 0 P: 8	R: 1 E: 0 K: 0 S: 7	H: 1 LOB: 0 BB: 0 P: 10	R: 0 E: 0 K: 1 S: 6	H: 0 LOB: 0 BB: 0 P: 8				

	1B: 0	SF: 0	WP: 0	PA: 30
	2B: 2	SAC: 1	PB: 0	
	3B: 0	DP: 1	SB: 0	
	HR: 2	HBP: 0	CS: 0	

PITCHER		IP	WLS	BF	H	R	ER	SO	BB	IBB	HBP	BLK	WP	HR	S	P	ERA	WHIP
47 Johnny Cueto, R ERA: 2.53	(1, 1)	7.0	L	27	3	3	3	3	4	0	0	0	0	2	64	104	3.86	1.000
53 Arthur Rhodes, L ERA: 0.53	(8, 1)	1.0		3	0	0	0	1	0	0	0	0	0	0	6	8	0.00	0.000

PITCHER	IP	WLS	BF	H	R	ER	SO	BB	IBB	HBP	BLK	WP	HR	S	P	ERA	WHIP

Batter	1	2	3	4	5	6	7	8	9	AB	R	H	RBI	BB	SO	LOB
21 Chris Dickerson, L (1, 8) OBP: 0.380, SLG: 0.386	C SI 87 X FF 86 0-1 15 HR 1B	C CU 66 X CU 66 0-1 15 2-1 2-H 3B			B FF 93 C FF 93 X FF 92 1-1 32 F8 15 1B 1B		F SI 94 C FF 93 F SL 85 F SI 94 B CU 77 X FF 94 1-2 ③ F7			4	1	3	1	0	0	0
15 Jerry Hairston, R (1, 5) OBP: 0.322, SLG: 0.496	C SI 88 X SI 88 0-1 1-H HR	C FC 84 D CH 83 1-1 ③ 2-1 3-H	B FC 82 C SI 88 F FC 83 S CU 66 1-3 ① K2-3		C FF 92 D SL 84 F FF 93 B FF 94 X CU 76 2-2 4 G6-4-3 1-2 1B			C SI 83 B FF 85 L FF 84 F SL 79 B FF 85 C SL 78 2-3 ① K		4	1	2	2	0	2	0
32 Jay Bruce, L (1, 9) OBP: 0.302, SLG: 0.511	C SI 89 F FF 86 S CU 68 0-3 ① K		S CH 82 B SI 87 S CH 82 F CH 81 B SI 89 S CU 67 2-3 ② K		X CU 74 0-0 ① F8 2-3			S SL 77 F SL 79 B SL 81 S SL 79 1-3 ② K		4	0	0	0	0	3	2
4 Brandon Phillips, R (1, 4) OBP: 0.339, SLG: 0.503	B FC 80 C SI 88 X CU 66 1-1 HR		F SI 88 C SI 88 X SI 89 0-2 ③ G3-1		B SI 92 F CU 80 X SI 92 1-1 ②③ G6-4-3 1-2f			B FF 86 F FF 86 F SI 82 F FF 85 B SL 80 B SL 78 B FF 84 4-2 BB		3	1	1	1	1	0	2
17 Laynce Nix, L (1, 7) OBP: 0.330, SLG: 0.545 31 Jonny Gomes, R (8, PH) OBP: 0.471, SLG: 0.467 (8, 7)	S SI 88 B SI 88 B FF 86 B FF 84 B SI 88 4-1 55 G4-6-3 BB			F SI 86 B FF 87 S CH 82 B CU 67 B SI 87 B CH 83 4-2 55 L4-3 BB		C FF 92 F FF 95 F SL 84 B FF 96 B CH 82 C FF 96 2-3 ① K		B SL 82 X CH 81 1-0 ③ F7		1 1	0 0	0 0	0 0	2 0	1 0	0 1
55 Ramon Hernandez, R (1, 3) OBP: 0.355, SLG: 0.397	X FC 84 0-0 ②③ G4-6-3 1-2f			C FC 84 1 SAFE X SI 88 0-1 ①② L4-3 1-1		F FF 95 B FF 95 C FF 96 S FF 94 1-3 ② K			F FF 88 B FF 90 F CH 82 X FF 89 1-2 ① L3	4	0	0	0	0	1	2
2 Alex Gonzalez, R (1, 6) OBP: 0.256, SLG: 0.314		X SI 87 0-0 ① G5-3		C FC 82 B FC 80 X FC 83 1-1 29 1B 2B		B FF 94 B FF 94 X FF 93 2-0 ③ F8			F CU 77 B FF 88 S CH 82 B SL 83 B SL 83 F CH 84 S FF 89 3-3 ② K	4	1	1	0	0	1	0
29 Ryan Hanigan, R (1, 2) OBP: 0.425, SLG: 0.393		B SI 87 B SI 87 B SI 87 C SI 87 B FC 83 4-1 39 SH3-4 21 3B BB		C SI 87 C FC 82 B FF 88 B CU 66 X SI 87 2-2 39 2B 2-H 1B			C FF 92 B FF 93 F FF 92 B SL 82 F FF 95 F FF 94 F CU 80 F SI 94 B CU 77 3-2 X FF 84 F8 ①	B FF 90 C FF 89 B CU 74 C FF 90 S SL 83 2-3 ③ K2-3	3	1	1	1	1	1	0
39 Aaron Harang, R (1, 1) OBP: 0.217, SLG: 0.227 51 Jared Burton, R (5, 1) 52 Daniel Herrera, L (6, 1) 26 Wilkin Castillo, S (7, PH) 46 Carlos Fisher, R (7, 1) 57 Mike Lincoln, R (8, 1)		X CH 82 0-0 ② SH3-4 1-2		X FC 82 0-0 ③ 1-H 2B			S FF 93 B FF 95 F FF 94 X CH 83 1-2 ② F8			1 0 0 1 0 0	0 0 0 0 0 0	1 0 0 0 0 0	0 0 0 0 0 0	0 0 0 0 0 0	0 0 0 0 0 0	0 0 0 0 0 0

Inning Stats	1	2	3	4	5	6	7	8	9
R:	3	1	0	1	0	0	0	0	0
E:	0	0	0	0	0	0	0	0	0
K:	1	0	2	0	0	2	0	2	2
S:	11	6	10	10	8	8	15	11	10
H:	3	1	0	3	2	0	0	0	0
LOB:	0	1	0	2	1	0	0	1	0
BB:	1	1	0	1	0	0	0	1	0
P:	16	11	13	17	12	13	20	19	16

PITCHER		IP	WLS	BF	H	R	ER	SO	BB	IBB	HBP	BLK	WP	HR	S	P	ERA	WHIP
31 Dave Bush, R ERA: 4.38	(1, 1)	4.0		19	7	5	5	3	3	0	0	0	0	2	37	57	11.25	2.500
73 Seth McClung, R ERA: 2.73	(5, 1)	3.0	W	10	2	0	0	2	0	0	0	0	0	0	31	45	0.00	0.667
57 Mitch Stetter, L ERA: 4.2	(8, 1)	0.2		3	0	0	0	2	1	0	0	0	0	0	10	17	0.00	1.500
12 Carlos Villanueva, R ERA: 3.75	(8, 1)	1.1		4	0	0	0	2	0	0	0	0	0	0	11	18	0.00	0.000

PITCHER		IP	WLS	BF	H	R	ER	SO	BB	IBB	HBP	BLK	WP	HR	S	P	ERA	WHIP

TOP

Cincinnati Reds @ Milwaukee Brewers

Miller Park, Milwaukee, WI

Sat May 30 2009, 6:05 PM CDT
Att. 44,172 - Partly Cloudy - 74 F

livebaseballscorecards.com

AB	30
R	5
H	9
RBI	5
BB	4
SO	9
LOB	7

1B:	4	SF:	0	WP:	0	PA:	35		
2B:	3	SAC:	1	PB:	0				
3B:	1	DP:	3	SB:	0				
HR:	2	HBP:	0	CS:	0				

Cincinnati Reds @ Milwaukee Brewers

Miller Park, Milwaukee, WI

Sat May 30 2009, 6:05 PM CDT

Att. 44,172 - Partly Cloudy - 74 F

livebaseballscorecards.com

BOTTOM

Batter	1	2	3	4	5	6	7	8	9	AB	R	H	RBI	BB	SO	LOB
30 Craig Counsell, L (1, 4) OBP: 0.392, SLG: 0.411	B SI 89 B SI 89 C FF 88 C SI 90 B FF 90 X SI 91 3-2 7 1B 28 HR 1B	C SI 90 B FF 91 F SI 90 B SL 81 X CU 72 2-2 ③ F7		B FF 92 C SI 91 D CU 73 F FF 91 B FF 92 X SI 93 3-2 ③ F8 2-3	B CH 87 B FF 91 S CH 86 S CH 87 D SL 84 X CH 86 3-2 1-2 3-H 1B		X FC 90 0-0 7 G1-6-3 1B			5	1	3	1	0	0	1
7 J.J. Hardy, R (1, 6) OBP: 0.318, SLG: 0.394	B SI 90 S FF 90 B FF 92 X SI 91 2-1 28 HR 1-2 1B		C SI 89 X FF 88 0-1 ① F8		C FF 88 B SL 80 X SI 90 1-1 ① G6-3 B SL 83 X FF 92 1-0 ② F9		C FF 91 C SL 78 B FF 94 X SL 82 1-2 ② G1-6-3 1-2			5	1	1	0	0	0	3
8 Ryan Braun, R (1, 7) OBP: 0.431, SLG: 0.547	B SI 90 C SI 91 C FF 91 F SI 92 F FF 92 T SI 92 2-2 ① K		L SI 88 S SI 90 F FF 92 F FF 92 X SL 80 0-2 28 1B 1B		F FF 92 0-1 HR B FF 92 2-2 ③ F9		C SL 81 S FF 93 B FC 93 S SI 94 1-3 ③ K			5	1	2	1	0	2	5
28 Prince Fielder, L (1, 3) OBP: 0.419, SLG: 0.544	F FF 92 F SI 92 D SL 81 X CH 84 1-2 1-H 2-H HR		F FF 92 1 SAFE B SL 82 X SI 92 1-1 1-2 1B		B SL 82 B SL 80 C SI 90 C SL 80 F SI 91 B SL 81 F FF 92 X SI 91 3-2 25 HR 1B	C SI 85 B SI 85 S SL 75 X FF 82 1-2 ① G3-1		B SI 91 B SI 90 C SI 89 B FC 90 C FC 91 B FC 90 4-2 2 BB 1 HBP BB		4	2	3	3	1	0	0
25 Mike Cameron, R (1, 8) OBP: 0.376, SLG: 0.533	S SI 92 X SL 79 0-1 ② F9		C FF 91 B FF 92 C FF 93 S FF 93 1-3 ② K		F FF 92 B SL 80 X SI 92 1-1 1-H HR	B SL 76 B CH 73 C CH 73 C SC 68 F SC 68 B SI 86 B SC 67 4-2 11 FC5 1 1B BB		B CU 77 X FC 89 1-0 ① F9		4	1	1	2	1	1	3
1 Corey Hart, R (1, 9) OBP: 0.330, SLG: 0.415	X SI 91 0-0 1B		F SI 92 F FF 93 B SI 94 B FF 94 X FF 94 2-2 ③ G4-3		B FF 91 F FF 90 X SL 80 1-1 2 2B 1B	C SI 84 B B SC 65 X SI 84 2-1 11 FC5 1-2 1B		H CU 76 1-0 2 BB 1-2 HBP		4	1	3	0	0	0	2
2 Bill Hall, R (1, 5) OBP: 0.293, SLG: 0.381	1 SAFE C CU 72 1 SAFE S FF 91 B SI 92 F SI 92 F SI 91 S SI 91 1-3 ③ K			B SI 89 S SL 80 B FF 91 X FF 91 2-1 ① F8	1 SAFE P PO 81 B FF 91 F FF 92 1 SAFE C FF 90 X SL 79 2-2 1-H 11 2B 2B	C CH 74 C FF 83 X SC 68 0-2 ② F4	F FC 89 B FC 90 C CU 76 B CU 76 B FC 90 B CU 76 4-2 1-2 2-3 BB		4	1	1	1	1	1	3
11 Mike Rivera, R (1, 2) OBP: 0.313, SLG: 0.419		B SI 89 X FF 87 1-0 ① F7		C FF 91 F FF 91 B SL 79 B SL 78 X SI 92 2-2 E7 30 WP 1B	X FC 90 0-0 73 WP 30 1B 3-H 2B	B CH 75 X SC 69 1-0 ③ FC5 1-2 2-3f		X CU 76 0-0 ② F8		5	1	2	1	0	0	5
31 Dave Bush, R (1, 1) OBP: 0.273, SLG: 0.158 22 Jody Gerut, L (4, PH) OBP: 0.244, SLG: 0.361 73 Seth McClung, L (5, 1) 27 Frank Catalanotto, L (7, PH) OBP: 0.286, SLG: 0.571 57 Mitch Stetter, L (8, 1) 12 Carlos Villanueva, R (8, 1) OBP: 0.333, SLG: 0.333		C FF 89 F FF 88 F FF 91 S FF 91 0-3 ② K		B CU 72 B SI 90 C CU 72 B CU 73 F SI 91 S SI 91 3-3 ② K	S CH 86 S SL 83 S SL 82 0-3 K 30 1B 2-3		C SI 89 S SL 78 F SL 82 F FF 94 C SL 79 0-3 ① K	C CU 76 C FC 88 F CU 77 S CU 76 0-3 ③ K		1 1 1 1 0 0 1	0 0 0 0 0 0 3	0 0 0 0 0 0 0	0 1 1 0 0 0 3	1 1 1 1 0 0 1	0 1 1 0 0 0 0	0 1 1 0 0 0 3
Inning Stats	R: 3 E: 0 K: 2 S: 20 H: 4 LOB: 1 BB: 0 P: 29	R: 0 E: 0 K: 1 S: 8 H: 0 LOB: 0 BB: 0 P: 11	R: 0 E: 0 K: 1 S: 15 H: 2 LOB: 2 BB: 0 P: 19	R: 0 E: 1 K: 1 S: 11 H: 1 LOB: 1 BB: 0 P: 21	R: 6 E: 0 K: 1 S: 31 H: 7 LOB: 2 BB: 0 P: 44	R: 0 E: 0 K: 0 S: 12 H: 1 LOB: 2 BB: 1 P: 20	R: 0 E: 0 K: 2 S: 12 H: 1 LOB: 1 BB: 0 P: 14	R: 0 E: 0 K: 1 S: 10 H: 0 LOB: 3 BB: 2 P: 20		1B: 11 2B: 2 3B: 0 HR: 3 SF: 0 SAC: 0 DP: 0 HBP: 1		WP: 2 PB: 0 SB: 0 CS: 0 PA: 45			

PITCHER		IP	WLS	BF	H	R	ER	SO	BB	IBB	HBP	BLK	WP	HR	S	P	ERA	WHIP
39 Aaron Harang, R ERA: 4.19	(1, 1)	4.1	L	25	12	8	8	5	0	0	0	0	1	3	71	104	16.61	2.769
51 Jared Burton, R ERA: 6.33	(5, 1)	0.2		5	2	1	1	1	0	0	0	0	1	0	14	20	13.50	3.000
52 Daniel Herrera, L ERA: 1.93	(6, 1)	1.0		5	1	0	0	0	1	0	0	0	0	0	12	20	0.00	2.000
46 Carlos Fisher, R ERA:	(7, 1)	1.0		4	1	0	0	2	0	0	0	0	0	0	12	14	0.00	1.000
57 Mike Lincoln, R ERA: 9.0	(8, 1)	1.0		6	0	0	0	1	2	0	1	0	0	0	10	20	0.00	2.000

PITCHER	IP	WLS	BF	H	R	ER	SO	BB	IBB	HBP	BLK	WP	HR	S	P	ERA	WHIP

AB	41
R	9
H	16
RBI	9
BB	3
SO	9
LOB	27

Cincinnati Reds @ Milwaukee Brewers

Miller Park, Milwaukee, WI

Sun May 31 2009, 1:05 PM CDT

Att. 44,594 - Sunny - 59 F

livebaseballscorecards.com

TOP

Batter	1	2	3	4	5	6	7	8	9	AB	R	H	RBI	BB	SO	LOB
21 Chris Dickerson, L (1, 8) OBP: 0.372, SLG: 0.370	B SI 90 L FF 90 C CU 78 C SI 92 1-3 ① K		B SL 79 B CH 84 X SI 90 2-0 ① P6 B CH 87 B CH 87 B FF 92 B FF 91 4-0 BB			B SL 74 C SL 75 X SL 76 1-1 ② FC1-6 1-2f			B FF 84 F FF 84 F FF 85 B CH 73 B FF 85 S FC 86 3-3 ① K	4	0	0	0	1	2	2
15 Jerry Hairston, R (1, 5) OBP: 0.318, SLG: 0.482	F SL 85 S CH 88 S FF 91 0-3 ② K		X FF 91 0-0 ② E8 32 1B B SL 83 B SL 86 C FF 92 X FF 91 2-1 ③ P3			F SL 78 B SL 78 F SL 78 S SL 79 1-3 ③ K			B SL 80 C FF 85 B SL 81 B FC 86 S FC 85 B FC 86 4-2 4 WP 4 DI BB	4	1	0	0	1	2	4
32 Jay Bruce, L (1, 9) OBP: 0.299, SLG: 0.503	C SI 92 C CU 80 B CU 79 B SI 92 B CU 80 S CU 80 3-3 ③ K		B CH 84 X SI 90 1-0 4 1B 2-H 1B		B CH 84 B CH 85 B FF 91 C FF 90 X FF 90 3-1 ① F7		B SL 76 B SL 77 C FF 84 F FF 84 X SL 77 2-2 E3 31 E		C FF 85 F CH 73 S CH 73 0-3 ② K	5	0	1	1	0	2	1
4 Brandon Phillips, R (1, 4) OBP: 0.346, SLG: 0.522		F SI 90 B SI 91 H SI 91 2-1 2 1B 17 WP HBP	B SL 85 F SI 92 1 SAFE X SI 90 1-1 1-2 1B		X SI 91 0-0 HR	F FF 84 C SL 76 B SL 77 X FF 84 1-2 ① F8			B FF 86 F FF 85 S SL 81 D CH 73 B SL 81 F FF 86 F FF 86 S CH 74 3-3 ③ K 1-3	4	1	2	1	0	1	2
17 Laynce Nix, L (1, 7) OBP: 0.320, SLG: 0.527 31 Jonny Gomes, R (7, PH) OBP: 0.444, SLG: 0.438 (7, 7)	C CU 78 C FF 92 B CU 79 F FF 92 S CU 80 1-3 ① K 1-2	C CU 78 S CH 84 C SI 92 0-3 ② K			C CU 85 X CU 79 0-1 ② G2-3		B SL 83 C SL 82 1 SAFE C SL 83 F SL 82 B SL 82 B SL 82 S SL 80 3-3 ② K 1-2			3 1	0 0	0 0	0 0	0 0	2 1	3 1
55 Ramon Hernandez, R (1, 3) OBP: 0.353, SLG: 0.390	B SL 84 B CU 79 C SI 92 B SI 92 F FF 92 B FF 93 4-2 2 1B BB	D CU 80 C CH 86 S SL 80 C FF 93 1-3 ③ K			B SL 84 F CH 84 C CU 79 B FF 92 X FF 92 2-2 ③ G3		B SL 83 S SL 82 X SL 82 1-1 ③ G1-3			3	0	0	0	1	1	3
2 Alex Gonzalez, R (1, 6) OBP: 0.263, SLG: 0.328		B FF 91 S SL 86 B CU 79 F SI 91 X CU 78 2-2 1-2 2-3 1B		B FF 89 B SL 85 C FF 90 B FF 89 X FF 90 3-1 2B		S SI 89 X FF 90 0-1 ① F8		C SL 81 B SL 83 X SL 82 1-1 ① G5-3		4	0	2	0	0	0	0
29 Ryan Hanigan, R (1, 2) OBP: 0.416, SLG: 0.400		C SI 92 B SI 93 S SL 84 F SL 87 S FF 93 1-3 ② K		B FF 90 B FF 90 X FF 90 2-0 ① P6		X FF 90 0-0 33 1B 2B		B SL 82 S SL 82 B SL 82 X SL 82 2-1 ② F9		4	0	1	0	0	1	4
33 Micah Owings, R (1, 1) OBP: 0.300, SLG: 0.567 40 Nick Masset, R (6, 1) 23 Adam Rosales, R (8, PH) OBP: 0.333, SLG: 0.360 25 David Weathers, R (8, 1)		C CU 80 S CU 81 S CU 81 0-3 ③ K		B FF 91 D SL 87 C FF 92 S FF 92 D CU 82 S SI 92 3-3 ② K		F CH 86 B CU 80 X CU 79 1-1 21 FC1-6 2-3 1B		C SL 80 S SL 81 F SL 81 X SL 80 0-2 ③ P2		3 0 1 0	0 0 0 0	1 0 0 0	0 0 0 0	0 0 0 0	2 0 0 0	4 0 0 0

Inning Stats																								
	R: 0	E: 0	K: 3	S: 9	H: 0	LOB: 0	BB: 0	P: 13	R: 0	E: 0	K: 3	S: 17	H: 1	LOB: 3	BB: 1	P: 27	R: 1	E: 1	K: 2	S: 11	H: 2	LOB: 2	BB: 0	P: 16
	R: 0	E: 0	K: 1	S: 8	H: 1	LOB: 2	BB: 1	P: 22	R: 1	E: 0	K: 0	S: 8	H: 1	LOB: 0	BB: 0	P: 13	R: 0	E: 0	K: 1	S: 10	H: 2	LOB: 2	BB: 0	P: 13
	R: 0	E: 2	K: 1	S: 12	H: 0	LOB: 1	BB: 0	P: 19	R: 0	E: 0	K: 0	S: 8	H: 0	LOB: 0	BB: 0	P: 11	R: 0	E: 0	K: 3	S: 13	H: 0	LOB: 1	BB: 1	P: 23

1B: 4	2B: 2	3B: 0	HR: 1	SF: 0	SAC: 0	DP: 0	HBP: 1	WP: 2	PB: 0	SB: 0	CS: 0	PA: 40												

PITCHER		IP	WLS	BF	H	R	ER	SO	BB	IBB	HBP	BLK	WP	HR	S	P	ERA	WHIP
49 Yovani Gallardo, R ERA: 3.18	(1, 1)	5.1	W	27	7	2	1	9	2	0	1	0	1	1	58	97	1.69	1.688
57 Mitch Stetter, L ERA: 3.94	(6, 1)	1.0	H	4	0	0	0	1	0	0	0	0	0	0	11	16	0.00	0.000
45 Mark DiFelice, R ERA: 1.16	(7, 1)	1.2	H	5	0	0	0	1	0	0	0	0	0	0	14	21	0.00	0.000
51 Trevor Hoffman, R ERA:	(9, 1)	1.0	S	4	0	0	0	3	1	0	0	0	1	0	13	23	0.00	1.000

PITCHER		IP	WLS	BF	H	R	ER	SO	BB	IBB	HBP	BLK	WP	HR	S	P	ERA	WHIP

AB	36
R	2
H	7
RBI	2
BB	3
SO	14
LOB	24

Cincinnati Reds @ Milwaukee Brewers

Miller Park, Milwaukee, WI

Sun May 31 2009, 1:05 PM CDT

Att. 44,594 - Sunny - 59 F

BOTTOM

livebaseballscorecards.com

Batter	1	2	3	4	5	6	7	8	9	AB	R	H	RBI	BB	SO	LOB
30 Craig Counsell, L (1, 4) OBP: 0.387, SLG: 0.405	C SI 85 B CH 78 F FF 86 X CH 76 1-2 F7 ①	C SL 77 X FF 87 0-1 2-3 1B		B FF 88 B SL 79 B FF 87 C FF 86 X FF 86 3-1 G1-3 ①		B SI 93 B FF 93 X SI 93 2-0 G3 ③				4	0	1	0	0	0	1
7 J.J. Hardy, R (1, 6) OBP: 0.317, SLG: 0.389	C SL 80 F SL 80 B SI 87 B SI 89 B SI 88 D SL 80 4-2 8 1B, 25 1B BB	X SI 88 0-0 SF8 ② 3-H		C SI 88 S FF 88 X FF 89 0-2 G3 ②			C FF 92 B FS 90 S FC 89 B SL 83 B FF 94 X FS 91 3-2 G1-3 ①			2	1	0	1	1	0	0
8 Ryan Braun, R (1, 7) OBP: 0.428, SLG: 0.540	C CH 81 B FF 86 B SL 79 C SL 78 D SI 88 1 SAFE X SI 88 3-2 25 1B, 24 1B, 1-3 1B	B SI 86 C FF 88 1 SAFE S FF 88 F FF 87 1 SAFE B SI 87 S SI 89 2-3 K ③		C SI 89 X SL 81 0-1 G1-3 ③			S SL 82 B FF 94 B FC 91 S SI 94 S FS 91 2-3 K ②			4	1	1	0	0	2	1
28 Prince Fielder, L (1, 3) OBP: 0.416, SLG: 0.535	F SL 79 1 SAFE X FF 87 0-1 F7 ②		B SI 84 B CH 77 C CH 79 C SL 76 F CF 87 B CH 75 B CH 77 4-2 25 HR BB		C SI 88 B SL 79 C SI 88 T SI 89 1-2 K ①		B SI 94 F FS 90 S FS 89 S SL 82 1-3 K ③			3	1	0	0	1	2	2
25 Mike Cameron, R (1, 8) OBP: 0.379, SLG: 0.550	F CH 79 X CH 80 0-1 24 1B, 1-2 3-H 1B		X FF 85 0-0 1-H HR		B FF 87 S SI 87 X CH 76 1-1 G6-3 ②			B SI 88 S SL 82 F SI 88 C SI 87 1-3 K ①		4	1	2	3	0	1	0
24 Mat Gamel, L (1, 5) OBP: 0.333, SLG: 0.393 57 Mitch Stetter, L (6, 1) 45 Mark DiFelice, R (7, 1) 27 Frank Catalanotto, L (8, PH) OBP: 0.250, SLG: 0.500 51 Trevor Hoffman, R (9, 1)	D CH 78 X FF 87 1-0 1-3 2-H 1B		C CH 77 F SI 85 B CH 79 F SI 86 X FF 86 1-2 18 G5-4-3, 1 1B		C CH 77 B SI 89 B SI 89 C CH 76 F SL 79 B FF 88 S CH 78 3-3 K ③			B SI 86 B SI 86 X SI 86 2-0 F8 ②		3 0 0 0 1 0	0 0 0 0 0 0	2 0 0 0 0 0	1 0 0 0 0 0	0 0 0 0 0 0	1 0 0 0 0 0	0 0 0 0 0 0
1 Corey Hart, R (1, 9) OBP: 0.328, SLG: 0.411	F SI 86 B SI 88 F FF 86 X SI 87 1-2 F8 ③		B SI 87 S SL 79 X SI 86 1-1 18 G5-4-3, 1-2 1B			B CH 75 C FF 88 S CH 74 B SL 82 F FF 88 F CH 77 F CH 78 F FF 88 X CH 77 2-2 G6-3 ①		S FC 86 X CH 83 0-1 G6-3 ③		4	0	1	0	0	0	2
18 Jason Kendall, R (1, 2) OBP: 0.299, SLG: 0.264		B SL 81 B FF 88 B FF 86 B FF 86 4-0 30 1B, 49 SH1-4, 7 SF8 BB	C SI 87 B SI 88 X SL 80 1-1 G5-4-3 ① ② 1-2f 2-3			X CH 76 0-0 2B				2	1	1	0	1	0	2
49 Yovani Gallardo, R (1, 1) OBP: 0.182, SLG: 0.455 2 Bill Hall, R (6, 5) OBP: 0.291, SLG: 0.378		B FF 85 1 SAFE C FF 87 X FF 86 1-1 SH1-4 ① 1-2	F SI 89 B FF 86 F FF 87 S FF 88 1-3 K ③			S FF 88 B FF 88 F FF 88 S FF 87 1-3 K ②				1 1	0 0	0 0	0 0	0 0	1 1	1 1
Inning Stats	R: 2 E: 0 K: 0 S: 16 H: 3 LOB: 2 BB: 1 P: 26	R: 1 E: 0 K: 1 S: 9 H: 1 LOB: 1 BB: 1 P: 16	R: 2 E: 0 K: 1 S: 15 H: 3 LOB: 1 BB: 1 P: 23	R: 0 E: 0 K: 0 S: 7 H: 0 LOB: 0 BB: 0 P: 10	R: 0 E: 0 K: 2 S: 9 H: 0 LOB: 0 BB: 0 P: 14	R: 0 E: 0 K: 1 S: 12 H: 1 LOB: 1 BB: 0 P: 17	R: 0 E: 0 K: 2 S: 9 H: 0 LOB: 0 BB: 0 P: 15	R: 0 E: 0 K: 1 S: 6 H: 0 LOB: 0 BB: 0 P: 9								

	AB	29
	R	5
	H	8
	RBI	5
	BB	3
	SO	8
	LOB	10

1B: 6 SF: 1
2B: 1 SAC: 1
3B: 0 DP: 1
HR: 1 HBP: 0

WP: 0 PA: 34
PB: 0
SB: 0
CS: 0

PITCHER		IP	WLS	BF	H	R	ER	SO	BB	IBB	HBP	BLK	WP	HR	S	P	ERA	WHIP
33 Micah Owings, R ERA: 5.1	(1, 1)	5.2	L	27	8	5	5	5	3	0	0	0	0	1	67	103	7.94	1.941
40 Nick Masset, R ERA: 1.06	(6, 1)	1.1		4	0	0	0	2	0	0	0	0	0	0	10	18	0.00	0.000
25 David Weathers, R ERA: 2.55	(8, 1)	1.0		3	0	0	0	1	0	0	0	0	0	0	6	9	0.00	0.000

PITCHER	IP	WLS	BF	H	R	ER	SO	BB	IBB	HBP	BLK	WP	HR	S	P	ERA	WHIP

Cincinnati Reds @ St. Louis Cardinals

Busch Stadium, St. Louis, MO

Mon Jun 01 2009, 7:15 PM CDT

Att. 35,815 - Clear - 87 F

TOP

livebaseballscorecards.com

Batter	1	2	3	4	5	6	7	8	9	AB	R	H	RBI	BB	SO	LOB
21 Chris Dickerson, L (1, 8) OBP: 0.373, SLG: 0.365	G4-3			23 S, 55 E, 1B	K		23 FC5-4, BB		G3-1	4	1	1	0	1	1	2
23 Adam Rosales, R (1, 5) OBP: 0.327, SLG: 0.348	K			F9 1-2	SF8 3-H		FC5-4, 4, 1B 1-2f, 2-3		32 WP, BB	3	0	0	1	1	1	3
4 Brandon Phillips, R (1, 4) OBP: 0.348, SLG: 0.516	32 PO, BB			K	G6-3		1-2, 3-H, 1B		K	4	0	1	1	1	2	3
32 Jay Bruce, L (1, 9) OBP: 0.302, SLG: 0.495	PO 1-2	L7		55 E, 17 2B, BB	K	K	K		BB 1-2	3	1	0	0	2	2	2
55 Ramon Hernandez, R (1, 3) OBP: 0.348, SLG: 0.384		G6-3		E9, 17 2B, 1B 1-3, 2-H	F7	F8			G5-3	5	1	1	1	0	0	2
17 Laynce Nix, L (1, 7) OBP: 0.327, SLG: 0.537		G6-3		2B 2-H, 3-H	1B			K, 2 HBP		4	0	2	2	0	1	0
2 Alex Gonzalez, R (1, 6) OBP: 0.263, SLG: 0.320			F9	F8		F8		HBP 1-2		3	0	0	0	0	0	2
29 Ryan Hanigan, R (1, 2) OBP: 0.420, SLG: 0.406			G3-1	26 1B, 23 SF8, 1B		23 FC5-4, 52 SH1-3, 4, 1B		L3		4	2	2	0	0	0	2
36 Edinson Volquez, R (1, 1) OBP: 0.063, SLG: 0.063			K		SH1-3 1-2			K		0	0	0	0	0	0	0
57 Mike Lincoln, R (2, 1)										1	0	0	0	0	1	0
26 Wilkin Castillo, S (5, PH) OBP: 0.500, SLG: 0.500										1	0	1	0	0	0	0
52 Daniel Herrera, L (5, 1)										0	0	0	0	0	0	0
40 Nick Masset, R (7, 1)										0	0	0	0	0	0	0
31 Jonny Gomes, R (8, PH) OBP: 0.421, SLG: 0.412										1	0	0	0	0	1	2
53 Arthur Rhodes, L (8, 1)										0	0	0	0	0	0	0
48 Francisco Cordero, R (9, 1)										0	0	0	0	0	0	0

	AB	33
	R	5
	H	8
	RBI	5
	BB	5
	SO	9
	LOB	18

Inning Stats	1	2	3	4	5	6	7	8	9
	R: 0 E: 0 K: 1 S: 7	H: 0 LOB: 0 BB: 1 P: 15	R: 0 E: 0 K: 0 S: 5	H: 0 LOB: 0 BB: 0 P: 10	R: 0 E: 0 K: 1 S: 12	H: 0 LOB: 0 BB: 0 P: 18	R: 3 E: 1 K: 1 S: 16	H: 3 LOB: 1 BB: 1 P: 29	R: 1 E: 0 K: 1 S: 12	H: 2 LOB: 1 BB: 0 P: 17	R: 0 E: 0 K: 1 S: 8	H: 1 LOB: 1 BB: 0 P: 15	R: 1 E: 0 K: 1 S: 13	H: 2 LOB: 2 BB: 1 P: 20	R: 0 E: 0 K: 2 S: 10	H: 0 LOB: 2 BB: 0 P: 12	R: 0 E: 0 K: 1 S: 12	H: 0 LOB: 2 BB: 2 P: 23

	1B: 7	SF: 1	WP: 2	PA: 42
	2B: 1	SAC: 1	PB: 0	
	3B: 0	DP: 0	SB: 1	
	HR: 0	HBP: 1	CS: 0	

PITCHER		IP	WLS	BF	H	R	ER	SO	BB	IBB	HBP	BLK	WP	HR	S	P	ERA	WHIP
37 Todd Wellemeyer, R ERA: 5.05	(1, 1)	5.0	L	21	5	4	3	4	2	0	0	0	0	0	52	89	5.40	1.400
43 Trever Miller, L ERA: 2.84	(6, 1)	1.0		4	1	0	0	1	0	0	0	0	0	0	8	15	0.00	1.000
54 Blaine Boyer, R ERA: 9.24	(7, 1)	0.2		5	2	1	1	0	1	0	0	0	0	0	8	12	13.50	4.500
36 Dennys Reyes, L ERA: 3.77	(7, 1)	0.1		1	0	0	0	1	0	0	0	0	0	0	5	8	0.00	0.000
34 Chris Perez, R ERA: 2.16	(8, 1)	1.0		5	0	0	0	2	0	0	1	0	1	0	10	12	0.00	0.000

PITCHER		IP	WLS	BF	H	R	ER	SO	BB	IBB	HBP	BLK	WP	HR	S	P	ERA	WHIP
46 Kyle McClellan, R ERA: 1.8	(9, 1)	1.0		5	0	0	0	1	2	0	0	0	1	0	12	23	0.00	2.000

Batter	1	2	3	4	5	6	7	8	9	AB	R	H	RBI	BB	SO	LOB
55 Skip Schumaker, L (1, 4) OBP: 0.344, SLG: 0.426	C SI 94 B SI 94 B S X 2-2 ① G5-3	B CU 76 C FC 89 F CU 77 X CU 76 1-2 ③ G3			B SI 84 F SI 83 B FF 82 X SL 75 2-1 ① G4-3		B FF 96 F SI 95 F SI 96 B SL 86 X FS 91 2-2 ③ G4-3			4	0	0	0	0	0	1
28 Colby Rasmus, L (1, 8) OBP: 0.311, SLG: 0.426	B KC 72 C CH 78 B SI 91 X CH 78 2-1 5 2B 2B		B SI 90 B SI 90 X SI 87 2-0 HR		B FF 82 X FF 80 1-0 5 G5-4-3 1B			B FF 92 B SL 82 C FF 92 F FF 91 B FF 93 X FF 92 3-2 ① G3		4	2	3	1	0	0	0
5 Albert Pujols, R (1, 3) OBP: 0.468, SLG: 0.678	B SI 93 B KC 73 C CH 79 C CH 77 X SI 92 2-2 2-H 2B		B FC 88 B FC 88 B FC 88 B FC 89 4-0 24 G4-6-3 BB		F SI 85 X SC 69 0-1 ②③ G5-4-3 1-2f			C SL 81 X FF 92 0-1 ② F8		3	0	1	1	1	0	1
16 Chris Duncan, L (1, 7) OBP: 0.346, SLG: 0.438	B CH 77 B B B SI 90 4-0 BB		B FC 87 F SI 90 S CU 76 C FC 88 1-3 ① K			S SI 85 B SL 77 S SL 76 B SC 68 F SC 68 B SL 77 C SL 74 3-3 ① K		B FF 93 C FF 93 X FF 92 1-1 ③ L7		3	0	0	0	1	2	1
24 Rick Ankiel, L (1, 9) OBP: 0.299, SLG: 0.358	C KC 73 F CH 79 S KC 74 0-3 ② K		B CU 76 X FC 88 1-0 ②③ G4-6-3 1-2f			X FF 84 0-0 E3 21 8-6-3-4			F FF 96 B FF 95 F CH 87 B SL 89 B FF 96 C FF 96 3-3 ① K	4	0	0	0	0	2	3
21 Jason LaRue, R (1, 2) OBP: 0.294, SLG: 0.375 4 Yadier Molina, R (9, PH) OBP: 0.349, SLG: 0.368	C KC 74 S CH 78 S KC 73 0-3 ③ K			X FC 88 0-0 ① G6-3		X CH 76 0-0 ②③ L8-6-3-4 1-2			S SL 89 B SL 89 F SL 88 X FF 96 1-2 ② G6-3	3 1	0 0	0 0	0 0	0 0	1 0	3 0
22 Joe Thurston, L (1, 5) OBP: 0.370, SLG: 0.435		X SI 90 0-0 37 SH5-4 2B		B CH 84 C SI 90 B CU 77 S FC 89 B CU 78 F FC 89 B SI 92 4-2 37 SH1-4 BB			B SL 76 X SL 75 1-0 19 G6-3 13 PB 2B		F CH 87 X FF 95 0-1 1B	3	1	3	0	1	0	0
37 Todd Wellemeyer, R (1, 1) OBP: 0.150, SLG: 0.150 43 Trever Miller, R (6, 1) 54 Blaine Boyer, R (7, 1) 36 Dennys Reyes, R (7, 1) 19 Nick Stavinoha, R (7, PH) OBP: 0.261, SLG: 0.409 34 Chris Perez, R (8, 1) 46 Kyle McClellan, R (9, 1) 47 Ryan Ludwick, R (9, PH) OBP: 0.323, SLG: 0.492		X 0-0 ① SH5-4 2-3		X SI 90 0-0 ② SH1-4 1-2			B SL 84 D SI 93 C FF 96 X SI 96 2-1 ① G6-3 2-3		B FF 96 C SL 89 X SL 89 1-1 ③ F8	0 0 0 0 1 0 0 0 1	0 0 0 0 0 0 0 0 0	0 0 0 0 0 0 0 0 0	0 0 0 0 0 0 0 0 0	0 0 0 0 0 0 0 0 0	0 0 0 0 0 0 0 0 0	0 0 0 0 1 0 0 0 1
13 Brendan Ryan, R (1, 6) OBP: 0.333, SLG: 0.372		C SI 91 F CU 76 F SI 90 X FC 89 0-2 ② G3		B FC 90 C FC 89 B FC 90 C FC 89 B CU 78 X FC 88 3-2 ③ G6-3			C FF 96 D SI 93 B FF 93 S SI 96 B SL 83 F SI 96 X SI 96 3-2 ② G5-3 3-H			3	0	0	0	0	0	2
Inning Stats	R: 1 H: 2 E: 0 LOB: 2 K: 2 BB: 1 S: 14 P: 24	R: 0 H: 1 E: 0 LOB: 1 K: 0 BB: 0 S: 9 P: 10	R: 1 H: 1 E: 0 LOB: 0 K: 1 BB: 1 S: 5 P: 13	R: 0 H: 0 E: 0 LOB: 1 K: 0 BB: 0 S: 8 P: 15	R: 0 H: 1 E: 0 LOB: 0 K: 0 BB: 0 S: 5 P: 8	R: 0 H: 0 E: 1 LOB: 0 K: 1 BB: 0 S: 6 P: 9	R: 1 H: 1 E: 0 LOB: 0 K: 0 BB: 0 S: 10 P: 18	R: 0 H: 0 E: 0 LOB: 0 K: 0 BB: 0 S: 7 P: 11	R: 0 H: 1 E: 0 LOB: 1 K: 1 BB: 0 S: 10 P: 15	1B: 2 SF: 0 2B: 5 SAC: 2 3B: 0 DP: 3 HR: 1 HBP: 0						WP: 0 PA: 35 PB: 1 SB: 0 CS: 0

PITCHER		IP	WLS	BF	H	R	ER	SO	BB	IBB	HBP	BLK	WP	HR	S	P	ERA	WHIP
36 Edinson Volquez, R ERA: 4.35	(1, 1)	1.0		6	2	1	1	2	1	0	0	0	0	0	14	24	9.00	3.000
57 Mike Lincoln, R ERA: 8.1	(2, 1)	3.0	W	12	2	1	1	1	2	0	0	0	0	1	22	38	3.00	1.333
52 Daniel Herrera, L ERA: 1.74	(5, 1)	2.0	H	7	2	1	0	1	0	0	0	0	0	0	12	19	0.00	1.000
40 Nick Masset, R ERA: 1.0	(7, 1)	1.0	H	3	0	0	0	0	0	0	0	0	0	0	9	16	0.00	0.000
53 Arthur Rhodes, L ERA: 0.5	(8, 1)	1.0	H	3	0	0	0	0	0	0	0	0	0	0	7	11	0.00	0.000

PITCHER		IP	WLS	BF	H	R	ER	SO	BB	IBB	HBP	BLK	WP	HR	S	P	ERA	WHIP
48 Francisco Cordero, R ERA: 1.64	(9, 1)	1.0	S	4	1	0	0	1	0	0	0	0	0	0	10	15	0.00	1.000

BOTTOM

Cincinnati Reds @ St. Louis Cardinals

Busch Stadium, St. Louis, MO

Mon Jun 01 2009, 7:15 PM CDT

Att. 35,815 - Clear - 87 F

livebaseballscorecards.com

AB	30
R	3
H	7
RBI	2
BB	3
SO	5
LOB	13

Cincinnati Reds @ St. Louis Cardinals

Busch Stadium, St. Louis, MO

Tue Jun 02 2009, 7:15 PM CDT

Att. 35,507 - Partly Cloudy - 77 F

livebaseballscorecards.com

Batter	1	2	3	4	5	6	7	8	9	AB	R	H	RBI	BB	SO	LOB
3 Willy Taveras, R (1, 8) OBP: 0.318, SLG: 0.328 51 Jared Burton, R (7, 1)	B SI 88 X SI 88 1-0 G5-3		C SI 88 B CU 78 X CU 77 1-1 F7		C CU 77 F SI 88 X CU 77 0-2 G6-3		1 SAFE B FF 96 C FF 94 F FF 96 B FF 98 B CU 77 X FF 94 3-2 P4			4 0	0 0	0 0	0 0	0 0	0 0	2 0
32 Jay Bruce, L (1, 9) OBP: 0.296, SLG: 0.484	C SI 89 B SI 90 F SI 89 F CH 83 X CU 78 1-2 F9		D CH 82 X SI 88 1-0 G4-3		C SI 88 B SI 88 X CH 82 1-1 F7		1 SAFE 1 SAFE D SI 90 B SI 90 C SI 90 B SL 84 X SL 84 3-1 P4 1-2			4	0	0	0	0	0	2
4 Brandon Phillips, R (1, 4) OBP: 0.351, SLG: 0.518	F B X SI 89 1-1 G5-3			C CU 77 X SI 89 0-1 55 1B 17 SF8 2B	C SI 88 F CH 82 F CU 76 B CU 75 H SI 88 2-2 HBP			S SI 91 X SL 88 0-1 G5-3		3	1	1	0	0	0	0
55 Ramon Hernandez, R (1, 3) OBP: 0.346, SLG: 0.380		B SI 88 B SI 89 C SI 88 X SI 88 2-1 P2		X CU 76 0-0 2 1B 23 E 2 S 2-3 1B	1 SAFE 1 SAFE X SI 88 0-0 G5-3			F SI 91 F SI 91 X CU 75 0-2 G5-3		4	1	1	0	0	0	1
17 Laynce Nix, L (1, 7) OBP: 0.333, SLG: 0.536		B SI 89 F SI 88 X SI 88 1-1 23 FC5-4 1B		X SI 88 0-0 SF8 3-H		F FF 86 S SL 75 B SL 75 B SI 88 B SL 77 B SI 86 4-2 2 G6-4-3 BB		B SI 94 B SI 91 X SI 89 2-0 F7		2	0	1	1	1	0	0
2 Alex Gonzalez, R (1, 6) OBP: 0.262, SLG: 0.318		X SI 88 0-0 F7		S CU 78 B SI 87 D CU 78 F SI 86 F CU 78 X SI 88 2-2 23 E 61 G1-2-3 1-3 1B		C FF 96 S FF 98 X FF 97 0-2 G6-4-3 1-2f			C FF 90 F FF 89 F SI 92 S CH 85 0-3 K	4	0	1	0	0	1	2
23 Adam Rosales, R (1, 5) OBP: 0.315, SLG: 0.333		B SI 89 C SI 87 1 SAFE X CU 77 1-1 FC5-4 1-2f		S CU 77 X CU 78 0-1 E5 1-3 3-H		B FF 98 B FF 96 C FF 95 C FF 96 F FF 96 B CU 79 F FF 95 F FF 97 X CU 76 3-2 F8			B FF 91 X SI 91 1-0 G4-3	4	0	0	1	0	0	2
29 Ryan Hanigan, R (1, 2) OBP: 0.412, SLG: 0.389			B SI 88 X SI 88 1-0 P4	I IN 78 I IN 78 I IN 79 I IN 77 4-0 IBB			B FF 95 C FF 94 C FF 95 X FC 90 1-2 G6-3		B SI 93 B FF 91 C FF 92 X FF 93 2-1 L8	3	0	0	0	1	0	0
61 Bronson Arroyo, R (1, 1) OBP: 0.143, SLG: 0.238 46 Carlos Fisher, R (6, 1) 21 Chris Dickerson, L (7, PH) OBP: 0.378, SLG: 0.365 (7, 8)			B SI 88 C SI 87 B SI 88 X SI 87 2-1 2B	C CU 77 X SI 87 0-1 G1-2-3 3-Hf			B FF 96 C FF 94 F FF 95 E FF 98 B CU 76 F B FF 97 B FF 95 4-2 32 WP BB			2 0 0	0 0 0	1 0 0	0 0 0	0 0 1	0 0 0	3 0 0

Inning Stats	1	2	3	4	5	6	7	8	9
	R: 0 E: 0 K: 0 S: 7 H: 0 LOB: 0 BB: 0 P: 10	R: 0 E: 0 K: 0 S: 7 H: 1 LOB: 1 BB: 0 P: 11	R: 0 E: 0 K: 0 S: 6 H: 1 LOB: 0 BB: 0 P: 11	R: 2 E: 1 K: 0 S: 12 H: 3 LOB: 2 BB: 1 P: 18	R: 0 E: 0 K: 0 S: 9 H: 0 LOB: 1 BB: 0 P: 12	R: 0 E: 0 K: 0 S: 11 H: 0 LOB: 0 BB: 1 P: 18	R: 0 E: 0 K: 0 S: 12 H: 0 LOB: 1 BB: 1 P: 23	R: 0 E: 0 K: 0 S: 6 H: 0 LOB: 0 BB: 0 P: 8	R: 0 E: 0 K: 1 S: 7 H: 0 LOB: 0 BB: 0 P: 10

1B: 3 SF: 1
2B: 2 SAC: 0
3B: 0 DP: 2
HR: 0 HBP: 1

WP: 1 PA: 35
PB: 0
SB: 1
CS: 0

TOP	
AB	30
R	2
H	5
RBI	2
BB	3
SO	1
LOB	12

PITCHER		IP	WLS	BF	H	R	ER	SO	BB	IBB	HBP	BLK	WP	HR	S	P	ERA	WHIP
48 Brad Thompson, R ERA: 4.12	(1, 1)	5.0		22	5	2	2	0	0	1	1	0	0	0	41	62	3.60	1.000
43 Trever Miller, L ERA: 2.84	(6, 1)	0.0		1	0	0	0	0	1	0	0	0	0	0	2	6	∞	∞
30 Jason Motte, R ERA: 2.78	(6, 1)	1.2	W	5	0	0	0	0	1	0	0	0	0	0	19	30	0.00	0.600
36 Dennys Reyes, L ERA: 3.68	(7, 1)	0.1	H	1	0	0	0	0	0	0	0	0	1	0	2	5	0.00	0.000
46 Kyle McClellan, R ERA: 1.73	(8, 1)	1.0	H	3	0	0	0	0	0	0	0	0	0	0	6	8	0.00	0.000

PITCHER		IP	WLS	BF	H	R	ER	SO	BB	IBB	HBP	BLK	WP	HR	S	P	ERA	WHIP
31 Ryan Franklin, R ERA: 1.29	(9, 1)	1.0	S	3	0	0	0	1	0	0	0	0	0	0	7	10	0.00	0.000

BOTTOM

Cincinnati Reds @ St. Louis Cardinals

Busch Stadium, St. Louis, MO

Tue Jun 02 2009, 7:15 PM CDT
Att. 35,507 - Partly Cloudy - 77 F

livebaseballscorecards.com

Batter	1	2	3	4	5	6	7	8	9	AB	R	H	RBI	BB	SO	LOB
55 Skip Schumaker, L (1, 4) (7, 7) OBP: 0.353, SLG: 0.428	B SL 72 B CH 77 B CH 79 B CH 80 4-0 28 2B 5 G6-3 BB		C SI 89 F SI 86 F SI 86 F FF 91 1 SAFE 1 SAFE B SI 85 F SI 84 F CH 79 3-3 ① F SI 91 S CH 81 B SI 85 F SL 77 1 SAFE F SI 90 1 SAFE L SL 73 B SI 91 1-2 K		C SL 72 F SI 90 B SI 90 F SI 85 X SI 90 1-2 5 2B 1B	C SL 82 C FF 94 B SL 83 X SL 83 1-2 28 CS 3-H 1B			3	2	2	0	1	1	1
28 Colby Rasmus, L (1, 8) OBP: 0.310, SLG: 0.428	C SL 72 B SL 75 1 SAFE F SL 75 X SI 88 1-2 47 F9 1-3 2B		X SI 90 0-0 ② L8		B SI 84 F CH 79 X SI 88 1-1 ② P6	1 SAFE F SI 91 D SI 92 C FF 94 F FF 94 B SI 95 2-2 ③ CS 1-2	C CH 86 F FF 91 S CH 88 0-3 ① K			4	0	1	0	0	1	2
5 Albert Pujols, R (1, 3) OBP: 0.469, SLG: 0.678	F SI 90 B SL 79 F SL 76 X SI 91 1-2 ① G6-3 3-H		C SI 92 B SL 79 I I I 4-1 IBB		B SI 89 B SI 89 X SI 90 2-0 1-H 2B		C FF 92 X FF 92 0-1 ② G6-3			3	0	1	2	1	0	1
47 Ryan Ludwick, R (1, 9) OBP: 0.316, SLG: 0.479 36 Dennys Reyes, R (7, 1) 37 Todd Wellemeyer, R (7, PH) OBP: 0.143, SLG: 0.143 46 Kyle McClellan, R (8, 1) 31 Ryan Franklin, R (9, 1)	F SL 76 S SL 78 B SL 78 F SL 77 X SI 90 1-2 ② F9 2-3		F SI 91 B SI 90 F SL 75 B SL 79 F SI 90 F SI 91 S SL 78 2-3 ③ K		X SL 74 0-0 ③ F7		F FF 90 S FC 91 S SL 83 0-3 ③ K2-3			3 0 1 0 0	0 0 0 0 0	0 0 0 0 0	0 0 0 0 0	0 0 1 0 0	1 0 0 0 0	4 0 0 0 0
24 Rick Ankiel, L (1, 7) (6, 9) OBP: 0.297, SLG: 0.364	B SI 85 X SL 76 1-0 ③ F9			F CH 81 S CH 82 B SI 90 B SI 84 C SI 84 2-3 ① K		B SI 89 F SL 74 X CH 79 1-1 ① G4-3		F CH 86 X CH 87 0-1 4 SH3 2B		4	0	1	0	0	1	1
4 Yadier Molina, R (1, 2) OBP: 0.348, SLG: 0.363		C SI 87 F SI 89 X SL 78 0-2 ① F8		B CU 70 B SL 73 C CU 71 C SL 75 X SL 77 2-2 ② F9		C SI 90 B SL 78 F SI 90 H SI 90 2-2 22 1B 19 2B HBP		X FC 89 0-0 ① SH3 2-3		2	1	0	0	0	0	0
22 Joe Thurston, L (1, 5) (7, 4) OBP: 0.380, SLG: 0.441		C CU 69 X SI 86 0-1 ② G4-3		B CH 81 C CU 68 B SI 90 F CH 78 B SI 90 X CU 71 3-2 1B		B SI 87 B SI 86 C CU 69 X CH 78 2-1 19 2B 1-3 1B		I IN 78 I IN 78 I IN 78 4-0 IBB		3	1	2	0	1	0	0
48 Brad Thompson, R (1, 1) OBP: 0.333, SLG: 0.333 43 Trever Miller, R (6, 1) 30 Jason Motte, R (6, 1) 19 Nick Stavinoha, R (6, 7) OBP: 0.277, SLG: 0.444 23 Brian Barden, R (7, 5) OBP: 0.294, SLG: 0.398		C SI 89 S SI 90 B FF 90 S SL 78 1-3 ③ K		B CU 72 C CU 71 F SI 88 B SI 90 F SI 88 S CU 69 2-3 ③ K		C CU 68 X SI 90 0-1 13 WP 55 WP 2-H 3-H 2B		B CH 85 S FF 90 F FF 91 1 SAFE C FC 90 1-3 ② K		2 0 0 1 1	0 0 0 1 0	0 0 0 1 0	0 0 0 2 0	0 0 0 0 0	2 0 0 0 1	1 0 0 0 2
13 Brendan Ryan, R (1, 6) OBP: 0.330, SLG: 0.366			C CH 75 C SI 89 B SL 78 X SI 91 1-2 55 S 1B		B CU 69 C SL 72 F SL 75 F SI 89 X SI 88 1-2 ① P3	C SI 92 C SI 92 B SL 85 S FF 94 1-3 ② K 2-3		F FF 90 D CH 87 X FC 90 1-1 ③ G5-3		4	0	1	0	0	1	3
Inning Stats	R: 1 E: 0 K: 0 S: 11 H: 1 LOB: 1 BB: 1 P: 19	R: 0 E: 0 K: 1 S: 8 H: 0 LOB: 0 BB: 0 P: 9	R: 0 E: 0 K: 2 S: 21 H: 1 LOB: 2 BB: 1 P: 31	R: 0 E: 0 K: 2 S: 13 H: 1 LOB: 1 BB: 0 P: 22	R: 1 E: 0 K: 0 S: 12 H: 2 LOB: 1 BB: 0 P: 17	R: 3 E: 0 K: 1 S: 17 H: 3 LOB: 0 BB: 0 P: 26	R: 0 E: 0 K: 2 S: 8 H: 0 LOB: 0 BB: 0 P: 8	R: 0 E: 0 K: 1 S: 8 H: 1 LOB: 2 BB: 1 P: 14		1B: 5 2B: 4 3B: 0 HR: 0 SF: 0 SAC: 1 DP: 0 HBP: 1				WP: 2 PB: 0 SB: 1 CS: 1 PA: 37		

	AB	31
	R	5
	H	9
	RBI	4
	BB	3
	SO	9
	LOB	15

PITCHER		IP	WLS	BF	H	R	ER	SO	BB	IBB	HBP	BLK	WP	HR	S	P	ERA	WHIP
61 Bronson Arroyo, R ERA: 5.37	(1, 1)	5.1	L	26	7	5	5	5	1	1	1	0	0	0	73	111	8.44	1.500
46 Carlos Fisher, R ERA:	(6, 1)	0.2		2	1	0	0	1	0	0	0	0	2	0	9	13	0.00	1.500
51 Jared Burton, R ERA: 5.79	(7, 1)	2.0		8	1	0	0	3	0	1	0	0	0	0	16	22	0.00	0.500

PITCHER		IP	WLS	BF	H	R	ER	SO	BB	IBB	HBP	BLK	WP	HR	S	P	ERA	WHIP

Cincinnati Reds @ St. Louis Cardinals

Busch Stadium, St. Louis, MO

Wed Jun 03 2009, 7:15 PM CDT

Att. 35,811 - Cloudy - 62 F

livebaseballscorecards.com

Batter	1	2	3	4	5	6	7	8	9	AB	R	H	RBI	BB	SO	LOB
15 Jerry Hairston, R (1, 5) OBP: 0.321, SLG: 0.479	K		FC5 21 G6-3 1-2	E8 2-H 1B			F8		4 HR 1B	5	1	2	1	0	1	1
21 Chris Dickerson, L (1, 8) OBP: 0.371, SLG: 0.356	4 G5-3 1B		G6-3 1-2f 2-3	L9			G3		K	5	0	1	0	0	1	4
4 Brandon Phillips, R (1, 4) OBP: 0.358, SLG: 0.544	G5-3 1-2		55 S 55 1B 32 S 3-H 1B		G6-3			17 HR 2B	1-H HR	5	3	3	3	0	0	1
32 Jay Bruce, L (1, 9) OBP: 0.294, SLG: 0.474		F7	55 1B 1-2 BB		G6-3			P6	P6	4	0	0	0	1	0	1
55 Ramon Hernandez, R (1, 3) OBP: 0.348, SLG: 0.377		G5-3	1-2 2-H 1B		G4-3			17 HR BB	P4	4	1	1	1	1	0	0
17 Laynce Nix, L (1, 7) OBP: 0.339, SLG: 0.594		HR	G5-3			L6		1-H 2-H HR		4	2	2	4	0	0	2
29 Ryan Hanigan, R (1, 2) OBP: 0.416, SLG: 0.408		2B	F9			G5-3		7 F8 7 WP 1B		4	0	2	0	0	0	0
7 Paul Janish, R (1, 6) OBP: 0.367, SLG: 0.364		L7	47 SH1-4 15 E 1B			G6-3		F8 1-3		4	1	1	0	0	0	2
47 Johnny Cueto, R (1, 1) OBP: 0.208, SLG: 0.174			21 G6-3 15 E 4 1B 1B	SH1-4 1-2			K	K		2	1	1	0	0	1	0
52 Daniel Herrera, L (7, 1)										0	0	0	0	0	0	0
31 Jonny Gomes, R (8, PH) OBP: 0.400, SLG: 0.389										1	0	0	0	0	1	1
25 David Weathers, R (8, 1)										0	0	0	0	0	0	0
46 Carlos Fisher, R (9, 1)										0	0	0	0	0	0	0
Inning Stats	R: 0 E: 0 K: 1 S: 11 H: 1 LOB: 0 BB: 0 P: 16	R: 1 E: 0 K: 0 S: 9 H: 2 LOB: 1 BB: 0 P: 15	R: 2 E: 1 K: 0 S: 13 H: 3 LOB: 2 BB: 1 P: 26	R: 1 E: 1 K: 0 S: 8 H: 2 LOB: 1 BB: 0 P: 10	R: 0 E: 0 K: 0 S: 8 H: 0 LOB: 0 BB: 0 P: 13	R: 0 E: 0 K: 0 S: 5 H: 0 LOB: 0 BB: 0 P: 8	R: 0 E: 0 K: 1 S: 7 H: 0 LOB: 0 BB: 0 P: 7	R: 3 E: 0 K: 1 S: 19 H: 3 LOB: 1 BB: 1 P: 30	R: 2 E: 0 K: 1 S: 11 H: 2 LOB: 0 BB: 0 P: 16	1B: 8 2B: 2 3B: 0 HR: 3	SF: 0 SAC: 1 DP: 1 HBP: 0	WP: 1 PB: 0 SB: 2 CS: 0	PA: 41				

PITCHER	IP	WLS	BF	H	R	ER	SO	BB	IBB	HBP	BLK	WP	HR	S	P	ERA	WHIP
26 Kyle Lohse, R (1, 1) ERA: 3.99	2.0	L	9	4	2	1	1	0	0	0	0	0	1	22	35	4.50	2.000
54 Blaine Boyer, R (3, 1) ERA: 7.13	5.0		20	4	2	1	1	1	0	0	0	0	0	39	60	1.80	1.000
34 Chris Perez, R (8, 1) ERA: 3.57	1.0		7	3	3	3	1	1	0	0	0	1	1	19	30	27.00	4.000
43 Trever Miller, L (9, 1) ERA: 3.95	1.0		5	2	2	2	1	0	0	0	0	0	1	11	16	18.00	2.000

PITCHER	IP	WLS	BF	H	R	ER	SO	BB	IBB	HBP	BLK	WP	HR	S	P	ERA	WHIP

AB	38
R	9
H	13
RBI	9
BB	2
SO	4
LOB	12

Cincinnati Reds @ St. Louis Cardinals

Busch Stadium, St. Louis, MO

Wed Jun 03 2009, 7:15 PM CDT

Att. 35,811 - Cloudy - 62 F

livebaseballscorecards.com

BOTTOM

Batter	1	2	3	4	5	6	7	8	9	AB	R	H	RBI	BB	SO	LOB
55 Skip Schumaker, L (1, 4) OBP: 0.347, SLG: 0.420	B C B X SI 92 2-1 ① L5		C SL 86 S FF 92 F SL 87 B FF 93 F SL 87 B SL 86 X SI 94 2-2 ① F7		F SL 86 F SL 85 B SI 93 B FF 92 X SL 86 2-2 ② G4-3 1-2		B SL 75 S SI 81 B SC 66 L SI 83 S SC 65 2-3 ② ③ K 2-3		C SI 93 X FF 93 0-1 1-2 3-H 1B	3	0	0	0	0	0	1
23 Brian Barden, R (7, PH) OBP: 0.298, SLG: 0.400 (8, 5)										2	0	1	1	0	1	1
16 Chris Duncan, L (1, 7) OBP: 0.342, SLG: 0.430 (9, 3)	C FF 92 F FF 92 S SL 88 0-3 ② K		F SI 90 C FF 95 B FF 95 X SI 94 1-2 47 FC5-4 1B		B FF 93 D SL 86 F FF 94 X SI 94 2-1 ③ G4-3			C SI 88 B CH 83 B SL 81 X CH 83 2-1 ① G2-3	B FF 92 F S F S 1-3 ③ K	5	0	1	0	0	2	3
5 Albert Pujols, R (1, 3) OBP: 0.469, SLG: 0.680	B X 1-0 1B		C SI 95 D CH 88 B SI 93 B SL 88 C SL 88 F FF 94 F FF 93 X SI 89 3-2 ② L7			B SL 88 S SL 88 F FF 94 B FF 95 X SI 95 2-2 2B		B SI 88 B SI 86 C SI 87 X FF 88 2-1 ② F8		4	0	2	0	0	0	1
43 Trever Miller, R (9, 1)										0	0	0	0	0	0	0
47 Ryan Ludwick, R (1, 9) OBP: 0.307, SLG: 0.464	1 SAFE C FF 92 F SI 93 B FF 92 S SL 87 1-3 ③ K		F SL 88 F SL 87 1 SAFE B SL 87 D SL 86 F FF 94 X SL 87 2-2 ③ FC5-4 1-2f			B SI 93 F SI 93 B SL 87 B SI 94 C SI 89 F SL 89 X FF 94 3-2 ① L7		F SI 89 F SI 84 B SI 88 X CH 82 1-2 ③ P4		4	0	0	0	0	1	3
24 Rick Ankiel, L (1, 8) OBP: 0.296, SLG: 0.369		X SL 85 0-0 ① G4-3		B FF 93 X SL 86 1-0 ① F7		B SL 88 X SL 87 1-0 ② P5			B SI 91 B SL 80 F FF 90 X SI 90 2-1 22 1B 2B	4	1	1	0	0	0	1
4 Yadier Molina, R (1, 2) OBP: 0.346, SLG: 0.356		B FF 92 F SI 92 F FF 93 F FF 94 X SI 94 1-2 ② P5		X SI 89 0-0 ② F8		X SI 94 0-0 ③ G6-3			B SI 90 B SI 88 B SI 92 B SI 92 4-0 22 1B 23 1B BB	3	1	0	0	1	0	1
22 Joe Thurston, L (1, 5) OBP: 0.377, SLG: 0.435 (8, 4)		B SI 94 X SI 90 1-0 E3 26 1B		B FF 94 C SL 88 B SL 87 B SI 95 X SL 87 3-1 ③ F8			X SI 93 0-0 ① G6-3		B SI 90 C SI 91 B SI 92 X SI 91 2-1 23 1B 1-3 2-H 1B	4	0	1	1	0	0	0
26 Kyle Lohse, R (1, 1) OBP: 0.368, SLG: 0.294		C SI 91 F SL 86 X FF 92 0-2 1-2 1B			C FF 91 S SL 86 B SL 87 F FF 94 C SL 88 1-3 ① K		C SI 89 F SI 95 F FF 94 X SI 90 0-2 13 2B		F FF 92 C FF 93 X FF 94 0-2 ① P4	1	0	1	0	0	0	0
54 Blaine Boyer, R (3, 1)										1	0	0	0	0	1	0
28 Colby Rasmus, L (7, PH) OBP: 0.314, SLG: 0.438										1	1	1	0	0	0	0
34 Chris Perez, R (8, 1)										0	0	0	0	0	0	0
19 Nick Stavinoha, R (9, 7) OBP: 0.271, SLG: 0.435										1	0	0	0	0	0	2
13 Brendan Ryan, R (1, 6) OBP: 0.337, SLG: 0.384		X SI 93 0-0 ③ F8			B FF 94 T FF 93 B SI 89 X SI 94 2-1 55 G4-3 1B		B SL 86 F SI 92 F SI 93 F SI 94 X SI 93 1-2 23 CS 2-H 2B		X FF 92 0-0 ② F8	4	0	2	1	0	0	4

Inning Stats	1	2	3	4	5	6	7	8	9
	R: 0 E: 0 K: 2 S: 9 H: 1 LOB: 1 BB: 0 P: 13	R: 0 E: 1 K: 0 S: 10 H: 1 LOB: 2 BB: 0 P: 12	R: 0 E: 0 K: 0 S: 17 H: 1 LOB: 1 BB: 0 P: 25	R: 0 E: 0 K: 0 S: 4 H: 0 LOB: 0 BB: 0 P: 8	R: 0 E: 0 K: 1 S: 11 H: 1 LOB: 1 BB: 0 P: 18	R: 0 E: 0 K: 0 S: 9 H: 1 LOB: 1 BB: 0 P: 15	R: 1 E: 0 K: 1 S: 12 H: 2 LOB: 0 BB: 0 P: 15	R: 0 E: 0 K: 0 S: 7 H: 0 LOB: 0 BB: 0 P: 12	R: 2 E: 0 K: 1 S: 14 H: 3 LOB: 2 BB: 1 P: 23

1B: 6 SF: 0 WP: 0 PA: 38
2B: 4 SAC: 0 PB: 0
3B: 0 DP: 0 SB: 0
HR: 0 HBP: 0 CS: 1

PITCHER		IP	WLS	BF	H	R	ER	SO	BB	IBB	HBP	BLK	WP	HR	S	P	ERA	WHIP
47 Johnny Cueto, R ERA: 2.43	(1, 1)	6.1	W	27	7	1	1	3	0	0	0	0	0	0	69	101	1.42	1.105
52 Daniel Herrera, L ERA: 1.69	(7, 1)	0.2	H	1	0	0	0	1	0	0	0	0	0	0	3	5	0.00	0.000
25 David Weathers, R ERA: 2.41	(8, 1)	1.0		3	0	0	0	0	0	0	0	0	0	0	7	12	0.00	0.000
46 Carlos Fisher, R ERA: 3.18	(9, 1)	1.0		7	3	2	2	1	1	0	0	0	0	0	14	23	18.00	4.000

PITCHER	IP	WLS	BF	H	R	ER	SO	BB	IBB	HBP	BLK	WP	HR	S	P	ERA	WHIP

Batter	1	2	3	4	5	6	7	8	9	AB	R	H	RBI	BB	SO	LOB
15 Jerry Hairston, R (1, 5) OBP: 0.313, SLG: 0.467	F SI 91 B SI 92 S SI 93 B SI 94 X FC 88 2-2 ① G5-3			X SI 89 0-0 ① G6-3			B SI 90 X SI 90 1-0 ① G6-3		C FC 87 F FC 89 F FC 87 X SI 94 0-2 ③ G6-3	4	0	0	0	0	0	0
21 Chris Dickerson, L (1, 8) OBP: 0.378, SLG: 0.365	X SI 93 0-0 ② 4 G5-4-3 1B			X SI 91 0-0 ② 4 G5-4-3 1B			B CU 74 X SI 92 1-0 ② G4-3			3	0	2	0	0	0	0
4 Brandon Phillips, R (1, 4) OBP: 0.352, SLG: 0.535	B SI 93 1 SAFE X SI 92 1-0 ②③ G5-4-3 1-2f			B SI 91 1 SAFE F SI 92 S FC 89 X SI 92 1-2 ②③ G5-4-3 1-2f			F SI 91 C CU 76 B FC 87 F FC 87 S FC 86 1-3 ③ K			3	0	0	0	0	1	2
32 Jay Bruce, L (1, 9) OBP: 0.290, SLG: 0.466		C SI 90 X FC 86 0-1 ① F9			C CU 73 B CU 75 B SI 92 X SI 92 2-1 ① F8			B CU 73 C SI 92 X CU 74 1-1 ① P6		3	0	0	0	0	0	0
55 Ramon Hernandez, R (1, 3) OBP: 0.342, SLG: 0.371		B SI 92 C SI 93 F SI 93 B SI 95 B CU 75 C SI 94 3-3 ② K			B FC 88 F SI 93 B SI 94 S SI 94 B SI 95 X SI 94 3-2 ② G6-3			C FC 87 C CU 76 X CU 76 0-2 ② G5-3		3	0	0	0	0	1	0
17 Laynce Nix, L (1, 7) OBP: 0.339, SLG: 0.615		B CU 76 C SI 94 C CU 76 F CU 76 X FC 86 1-2 ③ F9			B CU 76 X SI 94 1-0 ③ F7			C CU 75 B FC 89 X FC 87 1-1 HR		3	1	1	1	0	0	0
2 Alex Gonzalez, R (1, 6) OBP: 0.257, SLG: 0.311			B SI 92 B FC 87 F SI 92 B SI 94 F SI 93 X SI 93 3-2 ① L8			X 0-0 ① G6-3		B SI 93 C FC 87 S CU 76 X CU 77 1-2 ③ G5-3		3	0	0	0	0	0	0
29 Ryan Hanigan, R (1, 2) OBP: 0.402, SLG: 0.392			B SI 94 B SI 94 B SI 95 C SI 93 C SI 94 F SI 94 X SI 94 3-2 ② G6-3			C SI 93 B SI 92 C FC 87 S CU 76 1-3 ② K			F FC 87 X FC 86 0-1 ① L9	3	0	0	0	0	1	0
39 Aaron Harang, R (1, 1) OBP: 0.200, SLG: 0.208 31 Jonny Gomes, R (9, PH) OBP: 0.381, SLG: 0.368			C SI 94 F SI 94 B CU 76 X CU 76 1-2 ③ G5-3			C SI 93 X SI 94 0-1 ③ G3-1			C CU 75 F CU 76 B FC 88 X FC 86 1-2 ② F9	2 1	0 0	0 0	0 0	0 0	0 0	0 0
Inning Stats	R: 0 H: 1 E: 0 LOB: 0 K: 0 BB: 0 S: 5 P: 8	R: 0 H: 0 E: 0 LOB: 0 K: 1 BB: 0 S: 9 P: 13	R: 0 H: 0 E: 0 LOB: 0 K: 0 BB: 0 S: 10 P: 17	R: 0 H: 1 E: 0 LOB: 0 K: 0 BB: 0 S: 5 P: 6	R: 0 H: 0 E: 0 LOB: 0 K: 0 BB: 0 S: 6 P: 12	R: 0 H: 0 E: 0 LOB: 0 K: 1 BB: 0 S: 6 P: 7	R: 0 H: 0 E: 0 LOB: 0 K: 1 BB: 0 S: 6 P: 9	R: 1 H: 1 E: 0 LOB: 0 K: 0 BB: 0 S: 10 P: 13	R: 0 H: 0 E: 0 LOB: 0 K: 0 BB: 0 S: 9 P: 10	1B: 2 SF: 0 2B: 0 SAC: 0 3B: 0 DP: 2 HR: 1 HBP: 0						WP: 0 PA: 28 PB: 0 SB: 0 CS: 0

PITCHER	IP	WLS	BF	H	R	ER	SO	BB	IBB	HBP	BLK	WP	HR	S	P	ERA	WHIP
29 Chris Carpenter, R (1, 1) ERA: 0.71	9.0	W	28	3	1	1	3	0	0	0	0	0	1	66	95	1.00	0.333

PITCHER	IP	WLS	BF	H	R	ER	SO	BB	IBB	HBP	BLK	WP	HR	S	P	ERA	WHIP

TOP

Cincinnati Reds @ St. Louis Cardinals

Busch Stadium, St. Louis, MO

Thu Jun 04 2009, 7:15 PM CDT

Att. 39,249 - Clear - 69 F

livebaseballscorecards.com

AB	28
R	1
H	3
RBI	1
BB	0
SO	3
LOB	2

Batter	1	2	3	4	5	6	7	8	9	AB	R	H	RBI	BB	SO	LOB
55 Skip Schumaker, L (1, 4) OBP: 0.351, SLG: 0.419	B CU 76 F SI 92 B SI 91 B SI 91 B SI 92 4-1 5 G5-4-3 BB		C SI 91 B SI 92 B SI 92 F SI 91 B SI 92 X SI 92 3-2 5 HR 1B		B FF 87 X SI 91 1-0 G3 ③		C SI 91 F SI 92 B SI 92 X SI 92 1-2 ② ③ G3-6-3 1-2f			3	1	1	0	1	0	2
23 Brian Barden, R (8, 5) OBP: 0.298, SLG: 0.400										0	0	0	0	0	0	0
28 Colby Rasmus, L (1, 8) OBP: 0.312, SLG: 0.433	F SI 93 1 SAFE F FF 92 B SI 92 F SI 92 1 SAFE S SI 93 1-3 ① K		1 SAFE X SI 90 0-0 ② P6			B F X 1-1 5 2B 1B		B CU 73 B CU 74 C SI 91 B SI 90 F SI 91 F SI 91 X SI 91 3-2 ① F9		4	1	1	0	0	1	2
5 Albert Pujols, R (1, 3) OBP: 0.470, SLG: 0.698	B SI 92 F SI 92 B SI 93 X SI 93 2-1 ② ③ G5-4-3 1-2f		X SI 91 0-0 1-H HR			X 0-0 47 E 1-H 2B		X SL 82 0-0 ② L5		4	1	2	3	0	0	1
47 Ryan Ludwick, R (1, 9) OBP: 0.306, SLG: 0.457		F SI 90 F SL 82 F SI 92 X SI 93 0-2 4 BB 24 1B 1B	B SI 91 S CH 84 C SI 91 X SL 83 1-2 ③ G6-3			S SL 82 B SI 91 X SL 83 1-1 E4 4 G4-6-3 2-3		S SL 82 C SI 92 S SL 81 0-3 ③ K		4	0	1	0	0	1	1
24 Rick Ankiel, L (1, 7) OBP: 0.297, SLG: 0.368		B SI 91 F SI 91 B SI 93 X SI 92 2-1 4 BB 1-2 1B		B SI 90 S SI 90 B SL 83 F SI 90 X SI 92 2-2 ① F8		B SI 92 F SI 92 S SI 92 F SL 82 B SI 93 B SI 92 S SL 83 3-3 ① K				3	0	1	0	0	1	2
4 Yadier Molina, R (1, 2) OBP: 0.346, SLG: 0.352		B SI 92 T SI 92 B SI 88 B SI 92 B SI 93 4-1 29 G6-4-3 1-2 2-3 BB		C SL 82 F SI 92 F SI 93 X SL 81 0-2 ② G5-3		F SI 92 X SI 92 0-1 ② ③ G4-6-3 1-2f				2	0	0	0	1	0	2
22 Joe Thurston, L (1, 5) OBP: 0.369, SLG: 0.425 (8, 4)		F SI 92 X FF 92 0-1 ① F6		C SI 91 B CH 84 B SI 92 B SI 92 X SI 88 3-1 ③ G3			X SI 89 0-0 ① P6			3	0	0	0	0	0	3
29 Chris Carpenter, R (1, 1) OBP: 0.083, SLG: 0.083		X FF 90 0-0 ② ③ G6-4-3 1-2f			B FF 86 C SI 89 S SL 80 B SI 89 B SI 88 X FF 86 3-2 ① G6-3		B SL 80 F SI 88 B FF 87 X SI 87 2-1 13 1B 1B			3	0	1	0	0	0	3
13 Brendan Ryan, R (1, 6) OBP: 0.337, SLG: 0.382			F SI 91 C SI 92 C SI 92 0-3 ① K		C SI 91 B SL 81 L SI 90 F SI 91 B FF 92 F FF 90 B SL 81 X SI 92 3-2 ② L9		B SI 90 C SI 90 S SL 82 X SI 92 1-2 55 G3-6-3 1-2 1B			3	0	1	0	0	1	0
Inning Stats	R: 0 E: 0 K: 1 S: 7 H: 0 LOB: 0 BB: 1 P: 14	R: 0 E: 0 K: 0 S: 10 H: 2 LOB: 2 BB: 1 P: 16	R: 2 E: 0 K: 1 S: 11 H: 2 LOB: 2 BB: 0 P: 15	R: 0 E: 0 K: 0 S: 9 H: 0 LOB: 0 BB: 0 P: 14	R: 0 E: 0 K: 0 S: 9 H: 0 LOB: 0 BB: 0 P: 16	R: 1 E: 1 K: 1 S: 11 H: 2 LOB: 1 BB: 0 P: 16	R: 0 E: 0 K: 0 S: 9 H: 2 LOB: 1 BB: 0 P: 13	R: 0 E: 0 K: 1 S: 8 H: 0 LOB: 0 BB: 0 P: 11		1B: 6 2B: 1 3B: 0 HR: 1 SF: 0 SAC: 0 DP: 4 HBP: 0				WP: 0 PB: 0 SB: 0 CS: 0 PA: 31		

PITCHER	IP	WLS	BF	H	R	ER	SO	BB	IBB	HBP	BLK	WP	HR	S	P	ERA	WHIP
39 Aaron Harang, R (1, 1) ERA: 4.11	8.0	L	31	8	3	3	4	2	0	0	0	0	1	74	115	3.38	1.250

PITCHER	IP	WLS	BF	H	R	ER	SO	BB	IBB	HBP	BLK	WP	HR	S	P	ERA	WHIP

BOTTOM

Cincinnati Reds @ St. Louis Cardinals

Busch Stadium, St. Louis, MO

Thu Jun 04 2009, 7:15 PM CDT

Att. 39,249 - Clear - 69 F

livebaseballscorecards.com

AB	29
R	3
H	8
RBI	3
BB	2
SO	4
LOB	16

Batter	1	2	3	4	5	6	7	8	9	AB	R	H	RBI	BB	SO	LOB
12 Alfonso Soriano, R (1, 7) OBP: 0.303, SLG: 0.481	B FF 89 C FF 88 X CH 78 1-1 P6 ①	B SL 82 X CH 78 1-0 F7 ③			C SL 81 B FF 86 X CH 77 1-1 G6-3 ①		C SL 82 X FF 95 0-1 2B		B SL 88 B FF 96 B FF 96 B FF 96 4-0 2S BB	4	0	1	0	1	0	0
2 Ryan Theriot, R (1, 6) OBP: 0.347, SLG: 0.439	C FF 90 F FF 88 F FF 90 B FF 91 X SL 82 1-2 25 BB 1 BB 17 BB 1B	F FF 87 X SI 85 0-1 25 S 1B			B FF 90 S SL 81 B SL 80 F FF 88 X CH 78 1-2 G6-3 ②		X FF 94 0-0 G4-3 ②		S SL 88 F FF 97 B FF 97 X SL 88 1-2 F8 ③ 1-2	5	1	2	0	0	0	3
1 Kosuke Fukudome, L (1, 8) (8, 9) OBP: 0.430, SLG: 0.490	B FF 87 F SI 86 B SL 78 S SL 80 1 SAFE 1 SAFE B FF 88 B SL 80 4-2 17 BB 25 BB 1-2 BB	C FF 88 1 SAFE B SL 78 C FF 87 S FF 88 1-3 K ①			S CH 77 B SL 80 B SL 80 F FF 87 B CH 78 X CH 78 3-2 L6 ③		C FS 89 C FS 89 B FF 94 F FS 90 F SL 83 S SL 82 1-3 K ③			3	0	0	0	1	2	2
25 Derrek Lee, R (1, 3) OBP: 0.349, SLG: 0.441	C FC 89 C SI 88 B FC 88 B FF 90 B CH 78 B FF 90 4-2 17 BB 1-2 2-3 BB	1 SAFE F CH 76 B FF 86 S CH 78 F FC 86 F CH 76 S FF 88 1-3 K ② 1-2				C SL 80 X SL 80 0-1 17 1B 1B		B FF 92 C SL 82 C SL 81 S FF 93 1-3 K ①		3	0	1	0	1	2	1
6 Micah Hoffpauir, L (1, 9) OBP: 0.324, SLG: 0.461 49 Carlos Marmol, R (8, 1) 63 Kevin Gregg, R (9, 1)	T SL 82 B FF 89 C FF 89 S FF 88 1-3 K ②	B CH 80 X FF 87 1-0 G3-1 ③				X SI 87 0-0 F8 ①		S SL 83 C FF 93 B FF 94 B FF 94 S SL 84 2-3 K ②		4 0 0	0 0 0	0 0 0	0 0 0	0 0 0	2 0 0	5 0 0
17 Mike Fontenot, L (1, 5) OBP: 0.311, SLG: 0.394	S CH 78 B FF 88 B CH 76 B FF 89 B FF 89 4-1 1-2 2-3 3-H BB			B FF 86 C FF 87 F CH 78 X FF 87 1-2 P5 ①		C FF 86 1 SAFE B SL 79 1 SAFE 1 SAFE X SL 78 1-1 1-3 1B		C SL 84 X SL 82 0-1 F8 ③		3	0	1	1	1	0	0
55 Koyie Hill, S (1, 2) OBP: 0.377, SLG: 0.423	B FC 87 C FF 88 S SL 78 C FC 88 1-3 K ③			S SL 80 S FC 87 B FC 87 B FF 87 X CH 78 2-2 G3-1 ②		B FF 87 S FF 86 B CH 77 S CH 78 B FF 86 S CH 78 3-3 K ②			C FF 94 X CH 88 0-1 9 G3-1 13 SH3-4 1B	4	0	1	0	0	2	5
13 Andrés Blanco, S (1, 4) OBP: 0.150, SLG: 0.250		X FF 88 0-0 F9 ①		B CH 76 F FF 89 B CH 80 F FF 89 F FC 88 F FC 87 X FF 88 2-2 G3-1 ③		S CH 76 X CH 76 0-1 G4-3 ③			B FF 93 X FF 93 1-0 SH3-4 ① 1-2	3	0	0	0	0	0	2
38 Carlos Zambrano, S (1, 1) OBP: 0.296, SLG: 0.538 37 Angel Guzman, R (7, 1) 9 Reed Johnson, R (8, 8) OBP: 0.351, SLG: 0.448		C FF 87 S SL 76 F FF 88 S CH 78 0-3 K ②			X FF 89 0-0 HR		C FC 89 C FC 90 B FF 95 B SL 82 S FC 90 2-3 K ①		C FF 95 S SL 88 B FF 96 X FF 97 1-2 G3-1 ② 2-3	3 0 1	1 0 0	1 0 0	1 0 0	0 0 0	2 0 0	0 0 1
Inning Stats	R: 1 E: 0 K: 2 S: 17 H: 1 LOB: 3 BB: 3 P: 33	R: 0 E: 0 K: 1 S: 6 H: 0 LOB: 0 BB: 0 P: 7	R: 0 E: 0 K: 2 S: 11 H: 1 LOB: 1 BB: 0 P: 14	R: 0 E: 0 K: 0 S: 11 H: 0 LOB: 0 BB: 0 P: 16	R: 1 E: 0 K: 0 S: 9 H: 1 LOB: 1 BB: 0 P: 14	R: 0 E: 0 K: 1 S: 10 H: 2 LOB: 2 BB: 0 P: 14	R: 0 E: 0 K: 2 S: 11 H: 1 LOB: 1 BB: 0 P: 14	R: 0 E: 0 K: 2 S: 8 H: 0 LOB: 0 BB: 0 P: 11	R: 0 E: 0 K: 0 S: 9 H: 1 LOB: 2 BB: 1 P: 16	1B: 5 2B: 1 3B: 0 HR: 1 SF: 0 SAC: 1 DP: 0 HBP: 0						

TOP

Chicago Cubs @ Cincinnati Reds

Great American Ball Park, Cincinnati, OH

Fri Jun 05 2009, 7:10 PM EDT

Att. 32,374 - Clear - 74 F

livebaseballscorecards.com

AB	33
R	2
H	7
RBI	2
BB	4
SO	10
LOB	19

PITCHER		IP	WLS	BF	H	R	ER	SO	BB	IBB	HBP	BLK	WP	HR	S	P	ERA	WHIP
33 Micah Owings, R ERA: 4.9	(1, 1)	6.0	L	26	5	2	2	6	3	0	0	0	0	1	64	98	3.00	1.333
40 Nick Masset, R ERA: 0.95	(7, 1)	1.0		4	1	0	0	2	0	0	0	0	0	0	11	14	0.00	1.000
53 Arthur Rhodes, L ERA: 0.47	(8, 1)	1.0		3	0	0	0	2	0	0	0	0	0	0	8	11	0.00	0.000
48 Francisco Cordero, R ERA: 1.57	(9, 1)	1.0		5	1	0	0	0	1	0	0	0	0	0	9	16	0.00	2.000

PITCHER	IP	WLS	BF	H	R	ER	SO	BB	IBB	HBP	BLK	WP	HR	S	P	ERA	WHIP

Chicago Cubs @ Cincinnati Reds

Great American Ball Park, Cincinnati, OH

Fri Jun 05 2009, 7:10 PM EDT

Att. 32,374 - Clear - 74 F

BOTTOM

livebaseballscorecards.com

Batter	1	2	3	4	5	6	7	8	9	AB	R	H	RBI	BB	SO	LOB
15 Jerry Hairston, R (1, 5) OBP: 0.310, SLG: 0.455	B FF 88 C FF 91 F FF 91 F SL 81 B FF 93 F SI 94 S SL 85 2-3 ① K	C SI 91 B FC 90 L SL 81 F SL 82 F FF 91 F FC 92 X 1-2 ② F8	C SL 82 F SI 95 X FF 94 0-2 ③ F9					S SL 83 B SL 83 B FF 94 B FF 93 C SL 82 B SL 83 4-2 21 G3 4 3B BB	B CU 80 B FF 94 B CU 80 C FF 93 F FF 93 S CU 84 3-3 K 1-3	4	1	0	0	1	2	4
21 Chris Dickerson, L (1, 8) OBP: 0.371, SLG: 0.352	B FF 93 F FF 94 B FS 85 B FS 85 C FF 94 T FF 95 3-2 ② K	X 0-0 ③ FC4-6 1-2f				B FF 89 B FF 90 B FC 90 C FF 89 B FF 88 4-1 4 P3-1 BB		F FF 95 1 SAFE X SL 82 0-1 ① G3 1-2	B CU 83 X CU 83 1-0 ③ P5	4	0	0	0	1	1	4
4 Brandon Phillips, R (1, 4) OBP: 0.350, SLG: 0.540	S FF 94 C FF 92 F FF 95 B SL 86 B SL 86 B SL 87 F SI 95 T FF 95 3-2 ③ K			S FC 91 C SL 82 S SL 85 0-3 ① K		1 SAFE T SI 92 F SI 91 1 SAFE B SL 84 X SL 85 1-2 ①② P3-1 1-1f		B SL 84 S FF 94 X FF 94 1-1 2-H 3B		4	0	1	1	0	2	1
17 Laynce Nix, L (1, 7) OBP: 0.328, SLG: 0.593		F FS 84 C FF 92 B FF 89 B SI 88 X FF 94 2-2 ① P5		T FC 90 B FC 93 B SI 88 X FC 92 2-1 ② G3		C SI 94 B FF 96 F FC 94 B SI 88 F SI 95 X 2-2 ③ G4-3		B SL 85 S SL 82 X SL 84 1-1 ② P2		4	0	0	0	0	0	1
55 Ramon Hernandez, R (1, 2) OBP: 0.340, SLG: 0.364		X SI 92 0-0 ② F9		B FC 90 B FC 91 C SL 82 S SL 84 S SI 95 2-3 ③ K			B FC 89 F SL 79 B FF 91 X FC 92 2-1 ① P3	B SL 84 B FF 94 C SL 82 B SL 83 B SL 81 4-1 BB		3	0	0	0	1	1	0
32 Jay Bruce, L (1, 9) OBP: 0.298, SLG: 0.467		C SI 94 F FS 84 B FF 90 B FC 92 B SI 88 F FF 93 F FF 95 B SI 87 4-2 BB			B FC 89 F FF 90 F FF 94 B SI 88 F FF 93 B SI 95 F FF 92 B SL 82 4-2 2 FC3-6 BB		X FF 93 0-0 23 BB 1B	B FF 94 S SL 81 S SL 84 X SL 84 1-2 ③ G4-3		2	0	1	0	2	0	2
2 Alex Gonzalez, R (1, 6) OBP: 0.250, SLG: 0.302		F FF 90 X SI 93 0-1 ③ F8			C SI 90 F SL 82 X SL 85 0-2 ① FC3-6 23 1B 1-2f		X FF 90 0-0 ② L1		B FF 93 C CU 80 X CU 81 1-1 ① G6-3	4	0	0	0	0	0	3
23 Adam Rosales, R (1, 3) OBP: 0.322, SLG: 0.333			C SI 90 S FF 89 S FF 90 0-3 ① K		F FF 91 D SL 84 X SL 82 1-1 2-3 1B		B SI 92 B FC 90 B FF 92 B FF 89 4-0 31 FC6 1-2 BB		B FF 94 B FF 93 C FF 93 B CU 82 X FF 93 3-1 ② F8	3	0	1	0	1	1	0
33 Micah Owings, R (1, 1) OBP: 0.313, SLG: 0.548 40 Nick Masset, R (7, 1) 31 Jonny Gomes, R (7, PH) OBP: 0.364, SLG: 0.350 53 Arthur Rhodes, L (8, 1) 48 Francisco Cordero, R (9, 1) 29 Ryan Hanigan, R (9, PH) OBP: 0.409, SLG: 0.400 26 Wilkin Castillo, S (9, PR) OBP: 0.500, SLG: 0.500			B FF 93 B FF 95 B FF 93 B FF 92 4-0 21 FC4-6 BB		S SI 93 S FF 94 S FC 88 0-3 ② K		B FC 90 F FF 95 B FC 91 X SI 95 2-1 ③ FC6 1-2f		C CU 82 B CU 81 C CU 82 B FF 93 F CU 82 B CU 82 X CU 80 3-2 15 WP 1B	1 0 1 0 0 1	0 0 0 0 0 0	0 0 0 0 0 1	0 0 0 0 0 0	1 0 0 0 0 0	1 0 0 0 0 0	2 0 0 0 0 0
Inning Stats	R: 0 E: 0 K: 3 S: 13 H: 0 LOB: 0 BB: 0 P: 21	R: 0 E: 0 K: 0 S: 10 H: 0 LOB: 1 BB: 1 P: 16	R: 0 E: 0 K: 1 S: 10 H: 0 LOB: 1 BB: 1 P: 15	R: 0 E: 0 K: 2 S: 8 H: 0 LOB: 0 BB: 0 P: 12	R: 0 E: 1 K: 1 S: 15 H: 1 LOB: 2 BB: 1 P: 20	R: 0 E: 0 K: 0 S: 8 H: 0 LOB: 0 BB: 1 P: 15	R: 0 E: 0 K: 0 S: 6 H: 1 LOB: 2 BB: 1 P: 14	R: 1 E: 0 K: 0 S: 12 H: 1 LOB: 2 BB: 2 P: 23	R: 0 E: 0 K: 1 S: 12 H: 1 LOB: 2 BB: 0 P: 23	1B: 3 2B: 1 3B: 1 HR: 0 SF: 0 SAC: 0 DP: 1 HBP: 0						WP: 1 PB: 0 SB: 0 CS: 0 PA: 38	

PITCHER		IP	WLS	BF	H	R	ER	SO	BB	IBB	HBP	BLK	WP	HR	S	P	ERA	WHIP
38 Carlos Zambrano, R ERA: 3.72	(1, 1)	6.2	W	26	2	0	0	7	5	0	0	0	0	0	68	109	0.00	1.050
37 Angel Guzman, R ERA: 2.45	(7, 1)	0.1	H	1	0	0	0	0	0	0	0	0	0	0	2	4	0.00	0.000
49 Carlos Marmol, R ERA: 3.46	(8, 1)	1.0	H	6	1	1	1	0	2	0	0	0	0	0	12	23	9.00	3.000
63 Kevin Gregg, R ERA: 4.81	(9, 1)	1.0	S	5	1	0	0	1	0	0	0	0	1	0	12	23	0.00	1.000

PITCHER	IP	WLS	BF	H	R	ER	SO	BB	IBB	HBP	BLK	WP	HR	S	P	ERA	WHIP

AB	31
R	1
H	4
RBI	1
BB	7
SO	8
LOB	19

Batter	1	2	3	4	5	6	7	8	9	10	11	AB	R	H	RBI	BB	SO	LOB
12 Alfonso Soriano, R (1, 7) OBP: 0.305, SLG: 0.482	S CH 79 X CU 72 0-1 5 CS 2B	B SI 91 B CH 80 S CH 81 F CH 81 F CH 82 B CH 82 S CH 82 3-3 ③ K			C FF 87 B SI 89 F CH 79 B SI 90 S CH 80 2-3 ② K			B SL 84 C SL 84 C SL 83 F SL 82 B SL 83 S SL 84 2-3 ① K		B FF 94 B FC 91 B FC 90 B FF 94 4-0 2 L3 BB		4	0	1	0	1	3	3
45 Sean Marshall, L (10, 1) OBP: 0.231, SLG: 0.231												0	0	0	0	0	0	0
2 Ryan Theriot, R (1, 6) OBP: 0.348, SLG: 0.435	H SI 89 1-0 5 CS HBP		C FF 86 F CH 79 X SI 88 0-2 ① F9		C CU 72 B FF 88 X CH 79 1-1 ③ F8			C FF 90 B FF 90 B SL 84 X SL 85 2-1 25 1B 5 SF8 1B		C FC 91 B FF 94 1 SAFE B FF 95 F FF 94 1 SAFE B FC 92 X FF 95 3-2 ②③ L3 1-1		4	1	1	0	0	0	1
25 Derrek Lee, R (1, 3) OBP: 0.350, SLG: 0.439	F SI 86 S CH 79 B CH 81 F SI 91 B CH 81 F CU 78 X CH 81 2-2 ① F8		B CU 72 C CH 79 B CH 79 F SI 90 F FF 90 B FF 90 F SI 89 S CH 81 3-3 ② K			S CH 77 S CU 78 B SI 89 F FF 87 B CU 76 B FF 90 F FF 89 X SI 88 3-2 9 G5-4-3 1B		F FF 90 B FF 90 D FF 90 B FF 91 X SL 86 3-1 1-3 1B			C FF 93 F FC 90 F FF 95 B SL 85 B FC 92 F SL 82 S FC 91 2-3 ① K	5	0	2	0	0	2	2
5 Jake Fox, R (1, 9) OBP: 0.333, SLG: 0.400	S CH 80 B CH 81 X FF 89 1-1 ②③ F8 1-2 2-3		S CH 79 B SI 90 X SI 90 1-1 ③ G4-3			C CH 78 X FF 88 0-1 ① F8		B SL 84 S SL 84 X SL 84 1-1 ② SF8 3-H			C FS 89 F FF 95 F FS 90 F SL 84 C SL 83 0-3 ② K	3	0	0	1	0	0	3
49 Carlos Marmol, R (8, 1)												0	0	0	0	0	0	0
37 Angel Guzman, R (9, 1)												0	0	0	0	0	0	0
6 Micah Hoffpauir, L (10, 7) OBP: 0.321, SLG: 0.456						B FF 87 S SI 89 S CH 80 X CU 78 1-2 ②③ G5-4-3 1-2f		1 SAFE 1 SAFE X FF 89 0-0 ③ P3			C FF 95 X FF 95 0-1 ③ G6-3	1	0	0	0	0	1	0
9 Reed Johnson, R (1, 8) OBP: 0.353, SLG: 0.467		C SI 86 X CH 79 0-1 18 E 2B	B CU 68 F SI 86 X FF 86 1-1 18 F8-5 2B									5	0	2	0	0	0	2
18 Geovany Soto, R (1, 2) OBP: 0.333, SLG: 0.286		B CH 80 C SI 87 X CH 80 1-1 E5 17 BB 2-3	D CH 79 D CH 78 C SI 88 X FF 88 2-1 ①② F8-5 2-3				B CH 77 D CH 78 X SI 87 2-0 HR		B SL 87 C FF 96 B SL 89 S SL 90 B SL 90 X FF 96 3-2 ① P3			4	1	1	1	0	0	2
24 Bobby Scales, S (1, 4) OBP: 0.328, SLG: 0.472		X FF 87 0-0 ① F9	B FF 88 X FF 89 1-0 HR				C SI 82 X CH 74 0-1 ① G6-3		X CH 88 0-0 ② G3			4	1	1	1	0	0	2
17 Mike Fontenot, L (1, 5) OBP: 0.309, SLG: 0.386	B SI 87 B SI 89 B CU 71 B SI 88 4-0 1-2 BB		C SI 87 X CU 78 0-1 ③ L4				S FF 83 B SL 77 X SC 66 1-1 ② G5-3		B FF 96 S FF 96 F SL 89 B FF 96 B FF 96 S FF 96 3-3 ③ K			3	0	0	0	1	1	0
46 Ryan Dempster, R (1, 1) OBP: 0.107, SLG: 0.111		S CH 79 F CH 80 B FF 91 B SI 89 F FF 90 C SI 89 2-3 ② K		F SI 86 C CH 77 X SI 88 0-2 ① G4-3			X SI 84 0-0 ③ G4-3			C FF 94 S FF 93 B SL 85 X SL 82 1-2 ① F8		2	0	0	0	0	1	3
21 Milton Bradley, S (7, PH) OBP: 0.336, SLG: 0.387												1	0	0	0	0	0	0
47 Aaron Heilman, R (7, 1)												0	0	0	0	0	0	0
1 Kosuke Fukudome, L (8, 9) OBP: 0.428, SLG: 0.487												1	0	0	0	0	0	0
Inning Stats	R: 0 E: 0 K: 0 S: 9 H: 1 LOB: 1 BB: 0 P: 13	R: 0 E: 1 K: 2 S: 13 H: 1 LOB: 3 BB: 1 P: 23	R: 0 E: 0 K: 1 S: 10 H: 0 LOB: 0 BB: 0 P: 14	R: 1 E: 0 K: 0 S: 7 H: 2 LOB: 0 BB: 0 P: 11	R: 0 E: 0 K: 1 S: 8 H: 0 LOB: 0 BB: 0 P: 11	R: 0 E: 0 K: 0 S: 10 H: 1 LOB: 0 BB: 0 P: 14	R: 1 E: 0 K: 0 S: 6 H: 1 LOB: 0 BB: 0 P: 9	R: 1 E: 0 K: 1 S: 11 H: 2 LOB: 1 BB: 0 P: 19	R: 0 E: 0 K: 1 S: 7 H: 0 LOB: 0 BB: 0 P: 13	R: 0 E: 0 K: 0 S: 6 H: 0 LOB: 0 BB: 1 P: 14	R: 0 E: 0 K: 2 S: 12 H: 0 LOB: 0 BB: 0 P: 14							

PITCHER		IP	WLS	BF	H	R	ER	SO	BB	IBB	HBP	BLK	WP	HR	S	P	ERA	WHIP
56 Matt Maloney, L ERA: 3.0	(1, 1)	6.0		24	6	2	2	4	1	0	1	0	0	2	58	89	3.00	1.167
52 Daniel Herrera, L ERA: 1.61	(7, 1)	1.0	H	3	0	0	0	0	0	0	0	0	0	0	5	6	0.00	0.000
25 David Weathers, R ERA: 2.75	(8, 1)	1.0	B	5	2	1	1	1	0	0	0	0	0	0	11	19	9.00	2.000
48 Francisco Cordero, R ERA: 1.5	(9, 1)	1.0		3	0	0	0	1	0	0	0	0	0	0	7	13	0.00	0.000
40 Nick Masset, R ERA: 0.86	(10, 1)	2.0	W	6	0	0	0	2	1	0	0	0	0	0	18	28	0.00	0.500

PITCHER	IP	WLS	BF	H	R	ER	SO	BB	IBB	HBP	BLK	WP	HR	S	P	ERA	WHIP

TOP

Chicago Cubs @ Cincinnati Reds

Great American Ball Park, Cincinnati, OH

Sat Jun 06 2009, 7:10 PM EDT

Att. 40,914 - Partly Cloudy - 77 F

livebaseballscorecards.com

AB	37
R	3
H	8
RBI	3
BB	2
SO	8
LOB	18

1B: 3	SF: 1	WP: 0	PA: 41
2B: 5	SAC: 0	PB: 0	
3B: 0	DP: 3	SB: 0	
HR: 2	HBP: 1	CS: 2	

Chicago Cubs @ Cincinnati Reds

Great American Ball Park, Cincinnati, OH

Sat Jun 06 2009, 7:10 PM EDT
Att. 40,914 - Partly Cloudy - 77 F

livebaseballscorecards.com

BOTTOM

Batter	1	2	3	4	5	6	7	8	9	10	11	AB	R	H	RBI	BB	SO	LOB
15 Jerry Hairston, R (1, 5) OBP: 0.312, SLG: 0.453	B SI 87 X SI 90 1-0 E5 21 2B	C SL 84 X SL 84 0-1 1-2 1B		C FF 93 C SL 86 F FF 92 B SI 92 X SL 84 1-2 ③ L6			F SI 95 B CH 83 F CH 84 X SI 93 1-2 ② L4			B SI 86 B FF 86 B FF 88 C FF 89 F SI 90 X FF 88 3-2 21 SH1-4 1B		5	1	2	0	0	0	1
21 Chris Dickerson, L (1, 8) OBP: 0.368, SLG: 0.357	1 SAFE B SI 89 B SI 90 X SI 91 2-0 4 G5-3 55 HR 1-H 2B	S FS 82 B FS 83 D SL 86 B FC 92 X FF 90 3-1 ③ G4-3			S SL 84 C SL 84 B SI 92 F SL 86 C FF 91 1-3 ① K		F CH 84 S SI 94 B SI 94 B SL 85 B SI 93 S CH 84 3-3 ③ K			1 SAFE L SI 86 B FF 90 X FF 87 1-1 ① SH1-4 1-2		4	1	1	1	0	2	2
4 Brandon Phillips, R (1, 4) OBP: 0.346, SLG: 0.528	L SI 91 F SI 91 X FF 90 0-2 ① G5-3 2-3		B SI 90 B SL 85 X SI 92 2-0 ① G6-3		S SL 84 C SL 86 S FS 83 0-3 ② K			C SL 84 S SL 84 B SL 85 F FF 94 F SL 83 B FF 94 B SL 84 S SL 82 3-3 ① K		I IN 68 I I IN 67 I 4-0 IBB		4	0	0	0	1	2	1
17 Laynce Nix, L (1, 7) OBP: 0.315, SLG: 0.566	S SL 84 B SL 85 F FS 81 C SI 92 1-3 ② K		X FF 90 0-0 ② G3-1		C FS 83 F FS 84 F FF 92 B FC 92 S SL 87 1-3 ③ K			B FF 94 B FF 95 B SL 82 C FF 94 X FF 94 3-1 ② P5		C CU 73 S CU 74 F CU 74 F FF 90 S CU 74 0-3 ② K		5	0	0	0	0	3	3
55 Ramon Hernandez, R (1, 3) OBP: 0.342, SLG: 0.379	C SL 83 X SI 91 0-1 3-H HR		B FC 91 B FC 91 C SL 86 B SL 86 F SI 92 B SL 87 4-2 BB			C SI 91 X SL 85 0-1 ① G6-3		C FF 95 B FF 93 B SL 85 C SL 82 X SL 83 2-2 ③ L4		C CU 74 B CU 73 C SL 85 X CU 75 1-2 ③ G4-3		4	1	1	2	1	0	2
32 Jay Bruce, L (1, 9) OBP: 0.300, SLG: 0.460	B SI 92 X SL 85 1-0 ③ G1-3		C FF 91 S FS 82 S FS 83 0-3 ③ K			B SL 85 B SI 91 B FS 81 B FF 92 4-0 BB			S FF 95 F FC 90 B FF 94 F FF 96 F FC 92 B FC 90 F FC 91 X FC 90 2-2 ① F8		B CU 72 S SL 84 B CU 73 F SL 83 B CU 75 B SL 84 4-2 2 SH1-4 2 WP 23 FC5 BB	3	1	0	0	2	1	1
2 Alex Gonzalez, R (1, 6) OBP: 0.257, SLG: 0.308		C SL 83 X SL 85 0-1 29 CS 1B		X SI 90 0-0 E7 29 G4-3 1B		C SL 85 B SI 91 1 SAFE X SI 91 1-1 ② F8		F FC 90 B SI 95 B FF 95 T FC 91 X FF 96 2-2 ② F9		1 SAFE 1 SAFE B FF 88 X FF 87 1-0 ① SH1-4 1-3		4	0	2	0	0	0	1
29 Ryan Hanigan, R (1, 2) OBP: 0.408, SLG: 0.393		C SI 91 B FF 91 1 SAFE B SL 84 S SL 85 B SI 92 X SI 93 3-2 ①② G6-3 1-2		C SI 89 X SI 90 0-1 ① G4-3 2-3		C SL 85 1 SAFE S SL 85 S SL 86 0-3 ③ K		B FF 95 B SI 95 C FC 90 X FC 92 2-1 1B		I IN 68 I IN 69 I IN 69 I IN 69 I IN 69 4-0 23 FC5 IBB		4	0	1	0	1	1	3
56 Matt Maloney, L (1, 1) OBP: 0.500, SLG: 0.500 52 Daniel Herrera, L (7, 1) 33 Micah Owings, R (7, PH) OBP: 0.393, SLG: 0.531 25 David Weathers, R (8, 1) 48 Francisco Cordero, R (9, 1) 31 Jonny Gomes, R (9, PH) OBP: 0.348, SLG: 0.333 40 Nick Masset, R (10, 1) 23 Adam Rosales, R (11, PH) OBP: 0.319, SLG: 0.330		B FF 93 X SI 92 1-0 15 1B 1B		B SI 90 B SL 85 S FF 91 F FF 91 C FF 92 2-3 ② K			B SL 80 B SI 92 C SI 93 F SI 93 X SL 85 2-2 ① F8	C FC 90 B FC 92 B FC 92 B SI 96 S FC 91 S FC 90 3-3 ③ K		X FF 89 0-0 FC5 1-2 3-H		2 0 1 0 0 1 0 0 1 0	0 0 0 0 0 0 0 0 0 0	1 0 0 0 0 0 0 0 1 0	0 0 0 0 0 0 0 0 0 1	0 0 0 0 0 1 0 0 1 0	1 0 0 0 0 1 0 0 0 1	1 0 0 0 0 1 0 0 1 1
Inning Stats	R: 3 E: 1 K: 1 S: 11 H: 2 LOB: 0 BB: 0 P: 16	R: 0 E: 0 K: 0 S: 10 H: 3 LOB: 2 BB: 0 P: 17	R: 0 E: 0 K: 1 S: 7 H: 0 LOB: 1 BB: 1 P: 13	R: 0 E: 1 K: 1 S: 10 H: 1 LOB: 1 BB: 0 P: 13	R: 0 E: 0 K: 3 S: 11 H: 0 LOB: 0 BB: 0 P: 13	R: 0 E: 0 K: 1 S: 7 H: 0 LOB: 1 BB: 0 P: 12	R: 0 E: 0 K: 1 S: 9 H: 0 LOB: 0 BB: 0 P: 15	R: 0 E: 0 K: 1 S: 10 H: 0 LOB: 0 BB: 0 P: 18	R: 0 E: 0 K: 1 S: 14 H: 1 LOB: 1 BB: 0 P: 23	R: 0 E: 0 K: 1 S: 13 H: 1 LOB: 2 BB: 1 P: 22	R: 1 E: 0 K: 0 S: 4 H: 0 LOB: 2 BB: 2 P: 13	1B: 6 2B: 1 3B: 0 HR: 1 SF: 0 SAC: 2 DP: 0 HBP: 0	WP: 1 PB: 0 SB: 0 CS: 1 PA: 45					

PITCHER		IP	WLS	BF	H	R	ER	SO	BB	IBB	HBP	BLK	WP	HR	S	P	ERA	WHIP
46 Ryan Dempster, R ERA: 4.12	(1, 1)	6.0		26	6	3	0	7	2	0	0	0	0	1	56	84	0.00	1.333
47 Aaron Heilman, R ERA: 4.88	(7, 1)	1.0		3	0	0	0	1	0	0	0	0	0	0	9	15	0.00	0.000
49 Carlos Marmol, R ERA: 3.33	(8, 1)	1.0		3	0	0	0	1	0	0	0	0	0	0	10	18	0.00	0.000
37 Angel Guzman, R ERA: 2.36	(9, 1)	1.0		4	1	0	0	1	0	0	0	0	0	0	14	23	0.00	1.000
45 Sean Marshall, L ERA: 4.79	(10, 1)	1.1	L	9	1	1	1	1	1	2	0	0	1	0	17	35	6.75	1.500

PITCHER	IP	WLS	BF	H	R	ER	SO	BB	IBB	HBP	BLK	WP	HR	S	P	ERA	WHIP

AB	38
R	4
H	8
RBI	4
BB	5
SO	11
LOB	17

Chicago Cubs @ Cincinnati Reds

Great American Ball Park, Cincinnati, OH

Sun Jun 07 2009, 1:10 PM EDT

Att. 32,629 - Partly Cloudy - 80 F

livebaseballscorecards.com

Batter	1	2	3	4	5	6	7	8	9	10	11	12	13	14	AB	R	H	RBI	BB	SO	LOB
12 Alfonso Soriano, R (1, 7) OBP: 0.305, SLG: 0.487	G6-3		FC1	G6-3			F9		K		IBB			HR	6	1	1	1	1	1	5
2 Ryan Theriot, R (1, 6) OBP: 0.355, SLG: 0.451	HR		K		BB		F8			1 SH1-4 1B	K 2-3			1B	6	2	3	1	1	2	5
1 Kosuke Fukudome, L (1, 9) OBP: 0.420, SLG: 0.471	G4-3		F7		L9			G6-3	E5	SH1-4		K		BB	5	1	0	0	1	1	4
25 Derrek Lee, R (1, 3) OBP: 0.342, SLG: 0.427	G4-3		17 1B 1B		FC5-4 1-2f					F8		K		F9 2-3	7	0	1	2	0	1	4
17 Mike Fontenot, L (1, 5) OBP: 0.314, SLG: 0.384		L4	1B		G1-3				K	9 E IBB		K	F7	9 2B 38 FC4-2 1B 3-H	6	0	2	1	1	2	2
9 Reed Johnson, R (1, 8) OBP: 0.339, SLG: 0.455		K	P5			G4-3	F7	G4-3	18 G6-3 13 SH1-4 BB	E6	P5		13 1B	FC4-2 13 BB 3-H	7	0	1	1	0	1	6
55 Kevin Hill, S (-/-) 21 Milton Bradley, S (0-for-1) 24 Bobby Scales, S (0-for-1) 63 Kevin Gregg, R (0-for-1) 6 Micah Hoffpauir, L (0-for-1) 68 Jose Ascanio, R (0-for-1) 5 Jake Fox, R (0-for-1) 54 David Patton, R (0-for-1) 38 Carlos Zambrano, S (0-for-1) 37 Angel Guzman, R (0-for-1)		G4-3		36 SH1-4 BB									13 1B		2 0 0 0 1 0 0 0

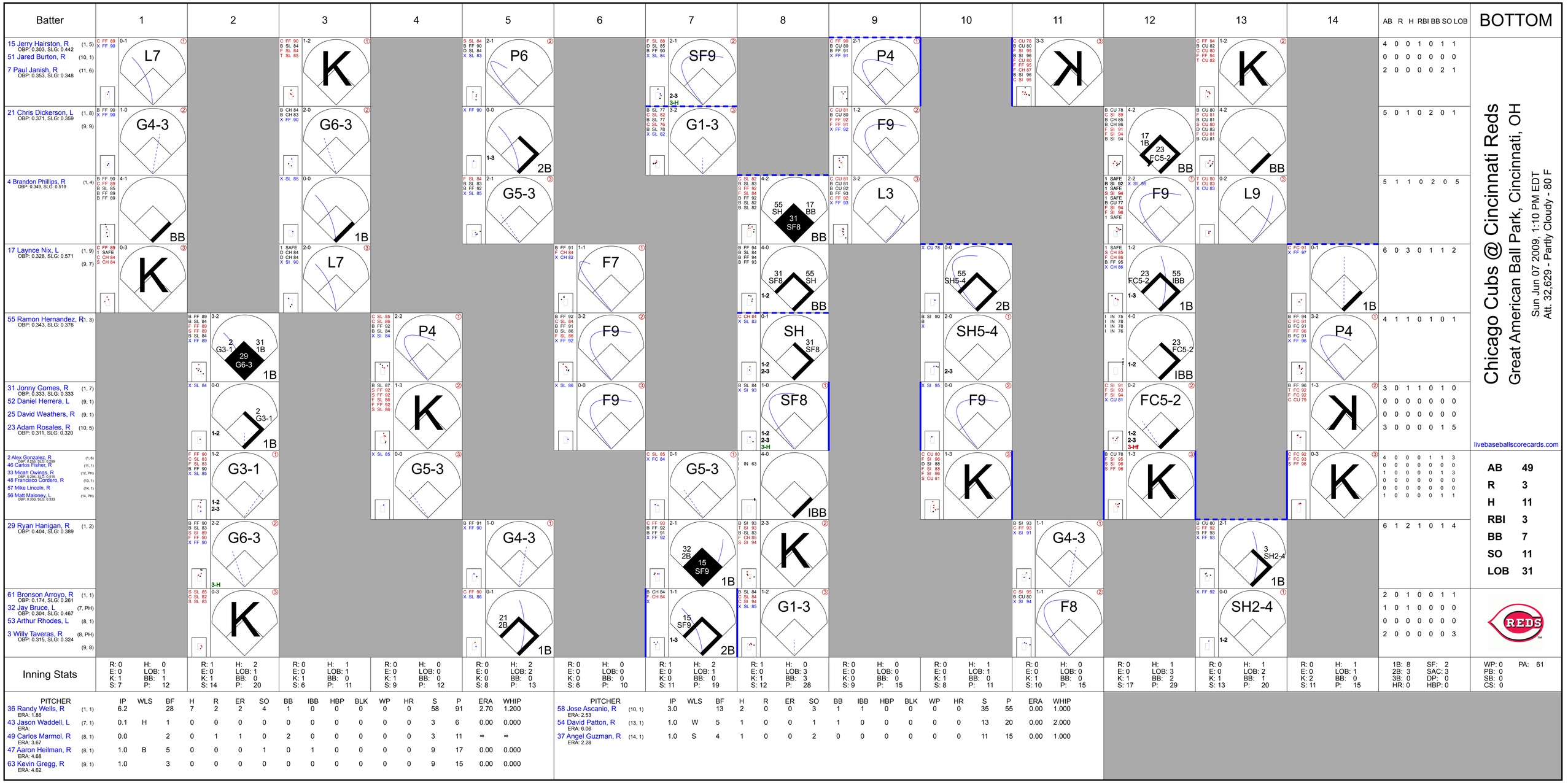
Batter
1
2
3
4
5
6
7
8
9
10
11
12
13
14
AB R H RBI BB SO LOB
BOTTOM
15 Jerry Hairston, R (1, 5)
OBP: 0.303, SLG: 0.442
51 Jared Burton, R (10, 1)
7 Paul Janish, R (11, 6)
OBP: 0.353, SLG: 0.348
L7
G4-3
K
G6-3
P6
SF9
G1-3
P4
F9
K
BB
21 Chris Dickerson, L (1, 8)
OBP: 0.371, SLG: 0.359
(9, 9)
4 Brandon Phillips, R (1, 4)
OBP: 0.349, SLG: 0.519
BB
1B
2B
G5-3
L3
F9
L9
17 Laynce Nix, L (1, 9)
OBP: 0.328, SLG: 0.571
(9, 7)
K
L7
F7
F9
SH5-4
2B
1B
55 Ramon Hernandez, R (1, 3)
OBP: 0.343, SLG: 0.376
P4
F9
SH
SF8
IBB
FC5-2
31 Jonny Gomes, R (1, 7)
OBP: 0.333, SLG: 0.333
52 Daniel Herrera, L (9, 1)
25 David Weathers, R (9, 1)
23 Adam Rosales, R (10, 5)
OBP: 0.311, SLG: 0.320
K
G5-3
SF8
2 Alex Gonzalez, R (1, 6)
OBP: 0.299, SLG: 0.299
46 Carlos Fisher, R (11, 1)
33 Micah Owings, R (12, PH)
OBP: 0.294, SLG: 0.515
48 Francisco Cordero, R (13, 1)
57 Mike Lincoln, R (14, 1)
56 Matt Maloney, L (14, PH)
OBP: 0.333, SLG: 0.333
G3-1
29 Ryan Hanigan, R (1, 2)
OBP: 0.404, SLG: 0.389
G6-3
G4-3
G5-3
61 Bronson Arroyo, R (1, 1)
OBP: 0.174, SLG: 0.261
32 Jay Bruce, L (7, PH)
OBP: 0.304, SLG: 0.467
53 Arthur Rhodes, L (8, 1)
3 Willy Taveras, R (8, PH)
OBP: 0.315, SLG: 0.324
(9, 8)
G1-3
F8
SH2-4
Chicago Cubs @ Cincinnati Reds
Great American Ball Park, Cincinnati, OH
Sun Jun 07 2009, 1:10 PM EDT
Att. 32,629 - Partly Cloudy - 80 F
livebaseballscorecards.com
AB 49
R 3
H 11
RBI 3
BB 7
SO 11
LOB 31
Inning Stats
R: 0 H: 0 E: 0 LOB: 1 K: 1 BB: 1 S: 7 P: 12
R: 1 H: 2 E: 0 LOB: 1 K: 1 BB: 0 S: 14 P: 20
R: 0 H: 1 E: 0 LOB: 1 K: 1 BB: 0 S: 6 P: 11
R: 0 H: 0 E: 0 LOB: 0 K: 1 BB: 0 S: 9 P: 12
R: 0 H: 2 E: 0 LOB: 2 K: 0 BB: 0 S: 8 P: 13
R: 0 H: 0 E: 0 LOB: 0 K: 0 BB: 0 S: 6 P: 10
R: 1 H: 2 E: 0 LOB: 1 K: 0 BB: 0 S: 11 P: 19
R: 1 H: 0 E: 0 LOB: 3 K: 1 BB: 3 S: 12 P: 28
R: 0 H: 0 E: 0 LOB: 0 K: 0 BB: 0 S: 9 P: 15
R: 0 H: 1 E: 0 LOB: 1 K: 1 BB: 0 S: 8 P: 11
R: 0 H: 0 E: 0 LOB: 0 K: 1 BB: 0 S: 10 P: 15
R: 0 H: 1 E: 0 LOB: 3 K: 1 BB: 2 S: 17 P: 29
R: 0 H: 1 E: 0 LOB: 2 K: 1 BB: 1 S: 13 P: 20
R: 0 H: 1 E: 0 LOB: 1 K: 2 BB: 0 S: 11 P: 15
1B: 8 SF: 2 2B: 3 SAC: 3 3B: 0 DP: 0 HR: 0 HBP: 0
WP: 0 PA: 61 PB: 0 SB: 0 CS: 0
PITCHER IP WLS BF H R ER SO BB IBB HBP BLK WP HR S P ERA WHIP
36 Randy Wells, R (1, 1) ERA: 1.86 6.2 28 7 2 2 4 1 0 0 0 0 0 58 91 2.70 1.200
43 Jason Waddell, L (7, 1) ERA: 0.1 H 1 0 0 0 0 0 0 0 0 0 0 3 6 0.00 0.000
49 Carlos Marmol, R (8, 1) ERA: 3.67 0.0 2 0 1 1 0 2 0 0 0 0 0 3 11 ∞ ∞
47 Aaron Heilman, R (8, 1) ERA: 4.68 1.0 B 5 0 0 0 1 0 1 0 0 0 0 0 9 17 0.00 0.000
63 Kevin Gregg, R (9, 1) ERA: 4.62 1.0 3 0 0 0 0 0 0 0 0 0 0 0 9 15 0.00 0.000
PITCHER IP WLS BF H R ER SO BB IBB HBP BLK WP HR S P ERA WHIP
58 Jose Ascanio, R (10, 1) ERA: 2.53 3.0 13 2 0 0 3 1 1 0 0 0 0 0 35 55 0.00 1.000
54 David Patton, R (13, 1) ERA: 6.06 1.0 W 5 1 0 0 1 1 0 0 0 0 0 0 13 20 0.00 2.000
37 Angel Guzman, R (14, 1) ERA: 2.28 1.0 S 4 1 0 0 2 0 0 0 0 0 0 0 11 15 0.00 1.000

Batter	1	2	3	4	5	6	7	8	9	AB	R	H	RBI	BB	SO	LOB
3 Willy Taveras, R (1, 8) OBP: 0.307, SLG: 0.315	C FF 94 B FF 94 B FF 93 X SI 92 2-1 G5-3		B FF 92 B FF 92 C SI 92 F CH 84 F FF 94 F FF 93 C SL 78 2-3 K		S FF 92 T FF 92 T FF 92 0-2 K		B SI 92 C SI 92 F SL 86 S CU 80 1-3 K		X SI 94 0-0 FC4-6 15 CS 1-2f	5	0	0	0	0	3	3
15 Jerry Hairston, R (1, 5) OBP: 0.308, SLG: 0.440	C SI 93 B SI 92 B SI 93 X FF 93 2-1 L8		C FF 91 B SI 93 T SI 93 C SL 79 1-3 K		B SL 77 B SI 91 B SI 91 C FF 91 B CH 85 4-1 4 2B 1-2 2-3 BB		T SL 86 X SL 85 0-1 4 FC6-4 1B		1 SAFE B SI 96 1 SAFE B SI 94 B SI 94 3-0 CS 1-2	3	0	1	0	1	1	0
4 Brandon Phillips, R (1, 4) OBP: 0.347, SLG: 0.519	F FF 95 B SI 87 X CH 86 1-1 G6-3		X CH 86 0-0 G6-3		B SI 91 F SI 90 T SI 91 X SI 92 1-2 1-3 2-H 3-H 2B		C SL 86 X CU 79 0-1 FC6-4 1-2f			4	0	1	2	0	0	1
55 Ramon Hernandez, R (1, 3) OBP: 0.337, SLG: 0.368		F SI 90 B FF 92 F CH 84 S SL 77 1-3 K2-3		B CH 83 B CH 84 X SI 91 2-0 F9	S SL 78 C SL 78 B FF 93 F SL 78 X SL 78 1-2 G1-3			B SI 88 S CH 80 T FF 89 X SI 89 1-2 P3		4	0	0	0	0	1	2
31 Jonny Gomes, R (1, 7) OBP: 0.355, SLG: 0.357 53 Arthur Rhodes, L (8, 1) 25 David Weathers, R (8, 1) 48 Francisco Cordero, R (9, 1)		C SI 93 B SL 77 B SI 93 F CH 85 S FF 94 2-3 K		B FF 92 C SI 91 T SL 76 X SL 78 1-2 G4-3		B CH 83 F SI 91 F FF 91 F SL 77 X SL 78 1-2 29 FC6-4 1B		C CH 82 B FF 88 X SI 89 1-1 1B		4 0 0 0	0 0 0 0	2 0 0 0	0 0 0 0	0 0 0 0	1 0 0 0	0 0 0 0
32 Jay Bruce, L (1, 9) OBP: 0.303, SLG: 0.460		C FF 94 B FF 94 B FF 93 B CH 85 B FF 94 4-1 2 1B 29 1B BB		C SL 78 S SL 80 B SL 78 X FF 93 1-2 F7		F SL 76 1 SAFE B SL 78 C FF 92 F SL 79 B SL 79 X FF 93 2-2 F8		C SL 81 C SI 90 C FF 90 0-3 K		3	1	0	0	1	1	2
2 Alex Gonzalez, R (1, 6) OBP: 0.261, SLG: 0.311		B SI 92 X SI 93 1-0 29 1B 1-2 1B			T SI 91 B FF 92 X CH 84 1-1 15 BB 4 2B 2B	1 SAFE B SI 91 F FF 92 C FF 92 F SI 93 F FF 93 1 SAFE X FF 92 1-2 L7		X SI 89 0-0 L9		4	1	2	0	0	0	2
29 Ryan Hanigan, R (1, 2) OBP: 0.398, SLG: 0.383		C SI 92 X CH 85 0-1 1-3 2-H 1B			C FF 92 S FF 92 B FF 93 S SL 78 1-3 K	F SI 93 B FF 92 B SI 90 X CH 85 2-1 FC6-4 1-2f			C SI 96 B SI 96 B SI 96 X SI 96 2-1 G4-3	4	0	1	1	0	1	2
47 Johnny Cueto, R (1, 1) OBP: 0.222, SLG: 0.160 21 Chris Dickerson, L (8, 7) OBP: 0.375, SLG: 0.364		F SI 92 X CH 85 0-1 B2			B SL 77 B SI 91 B FF 92 B FF 92 4-0 15 BB 4 2B BB		C SI 92 S SI 92 S FF 93 0-3 K		X SI 97 0-0 3 FC4-6 1B	2 1	1 0	0 1	0 0	1 0	1 0	2 0
Inning Stats	R: 0 E: 0 K: 0 S: 6 H: 0 LOB: 0 BB: 0 P: 11	R: 1 E: 0 K: 2 S: 12 H: 2 LOB: 2 BB: 1 P: 20	R: 0 E: 0 K: 2 S: 9 H: 0 LOB: 0 BB: 0 P: 12	R: 0 E: 0 K: 0 S: 7 H: 0 LOB: 0 BB: 0 P: 11	R: 2 E: 0 K: 2 S: 16 H: 2 LOB: 2 BB: 2 P: 28	R: 0 E: 0 K: 0 S: 15 H: 1 LOB: 1 BB: 0 P: 21	R: 0 E: 0 K: 2 S: 10 H: 1 LOB: 1 BB: 0 P: 11	R: 0 E: 0 K: 1 S: 9 H: 1 LOB: 1 BB: 0 P: 11	R: 0 E: 0 K: 0 S: 4 H: 1 LOB: 0 BB: 0 P: 9	1B: 6 2B: 2 3B: 0 HR: 0	SF: 0 SAC: 0 DP: 0 HBP: 0		WP: 0 PB: 0 SB: 0 CS: 1	PA: 38			

PITCHER	IP	WLS	BF	H	R	ER	SO	BB	IBB	HBP	BLK	WP	HR	S	P	ERA	WHIP
48 Ross Detwiler, L (1, 1) ERA: 5.06	6.0	L	26	5	3	3	6	3	0	0	0	0	0	65	103	4.50	1.333
57 Jason Bergmann, R (7, 1) ERA: 3.38	1.0		4	1	0	0	2	0	0	0	0	0	0	10	11	0.00	1.000
41 Ron Villone, L (8, 1) ERA:	1.0		4	1	0	0	1	0	0	0	0	0	0	9	11	0.00	1.000
54 Mike MacDougal, R (9, 1) ERA: 6.0	1.0		3	1	0	0	0	0	0	0	0	0	0	4	9	0.00	1.000

PITCHER	IP	WLS	BF	H	R	ER	SO	BB	IBB	HBP	BLK	WP	HR	S	P	ERA	WHIP

TOP

Cincinnati Reds @ Washington Nationals

Nationals Park, Washington, DC

Tue Jun 09 2009, 7:05 PM EDT

Att. 16,274 - Cloudy - 65 F

livebaseballscorecards.com

AB	34
R	3
H	8
RBI	3
BB	3
SO	9
LOB	14

BOTTOM

Cincinnati Reds @ Washington Nationals

Nationals Park, Washington, DC

Tue Jun 09 2009, 7:05 PM EDT

Att. 16,274 - Cloudy - 65 F

livebaseballscorecards.com

Batter	1	2	3	4	5	6	7	8	9	AB	R	H	RBI	BB	SO	LOB
15 Cristian Guzman, S (1, 6) OBP: 0.347, SLG: 0.463	C SL 84 B FF 92 C SL 86 X SI 92 1-2 24 G6-4-3 1B		X SL 85 0-0 ① G4-3		C FF 92 C SL 89 F SL 88 X SL 82 0-2 ③ G3			C FF 89 F FF 90 F FF 91 X FF 92 0-2 HR		4	1	2	1	0	0	0
24 Nick Johnson, L (1, 3) OBP: 0.424, SLG: 0.453	B FF 92 X SI 92 1-0 ① ② G6-4-3 1-2f		C FF 93 B SL 85 C SL 87 B FF 94 B SL 87 X SL 87 3-2 ② F8			B SL 85 F SL 85 B SL 86 B SL 87 B FF 93 4-1 11 FC4-6 BB		C FF 91 C SL 82 C FF 91 0-3 ① K		3	0	0	0	1	1	1
11 Ryan Zimmerman, R (1, 5) OBP: 0.395, SLG: 0.537	B FF 93 B SL 88 C FF 92 X SL 89 2-1 34 BB 44 BB 1B		C FF 94 B FF 94 B FF 95 F SI 94 B SL 88 C SL 89 3-3 ③ K			C FF 93 F SI 92 B SL 89 X FF 94 1-2 ① FC4-6 44 BB 1-2f		B FF 91 B FF 91 C FF 91 B FF 91 S FF 92 X FF 91 3-2 2B		4	0	2	0	0	1	1
44 Adam Dunn, L (1, 7) OBP: 0.398, SLG: 0.553	B FF 93 B FF 92 B SL 86 B FF 92 4-0 34 BB 1-2 BB			X SL 86 0-0 ① L9		B SI 94 B FF 93 F SL 88 F FF 94 B FF 94 F SL 87 F FF 95 F SL 88 B SL 87 4-2 34 G6-3 1-2 BB		B FF 91 F FF 92 B FF 92 F FF 92 B FF 90 C SL 83 3-3 ② K		2	0	0	0	2	1	1
34 Elijah Dukes, R (1, 9) OBP: 0.338, SLG: 0.482	B FF 92 B FF 93 F SL 88 C FF 94 B SL 85 B SL 88 4-2 1-2 2-3 BB			B FF 92 F FF 93 S SI 92 B SI 90 X SL 89 2-2 HR		C FF 94 T SI 92 X FF 93 0-2 ② ③ G6-3 1-2f		C FF 89 B FF 89 B FF 89 B FF 89 S SL 84 S FF 89 3-3 ③ K		3	1	1	1	1	1	3
22 Willie Harris, L (1, 8) OBP: 0.371, SLG: 0.395	C SL 88 B SI 95 B SL 88 B SL 88 C FF 93 F FF 93 S SL 87 3-3 ③ K			C FF 92 F SL 87 B FF 94 B SL 87 B FF 93 X SL 87 3-2 ② P4			B SL 85 X SI 91 1-0 ① G4-3		C FF 95 B SL 88 C FF 96 F SL 86 X FF 96 1-2 ① G4-3	4	0	0	0	0	1	3
6 Anderson Hernandez, S (1, 4) OBP: 0.323, SLG: 0.310		B FF 93 F FF 92 B FF 92 X FF 93 2-1 ① P4		X SL 88 0-0 ③ G4-3			C SL 87 B SL 85 F FF 92 B FF 91 F FF 93 B FF 94 C SL 86 3-3 ② K		B FF 96 B FF 95 B FF 94 C FF 95 C FF 96 X FF 96 3-2 ② G4-3	4	0	0	0	0	1	0
23 Wil Nieves, R (1, 2) OBP: 0.300, SLG: 0.307 25 Austin Kearns, R (9, PH) OBP: 0.346, SLG: 0.362		F FF 92 C FF 93 X FF 93 0-2 ② L3			C SL 83 S SI 92 X FF 93 0-2 ① L8		C SI 93 X SL 88 0-1 1B		B FF 95 C FF 96 C FF 95 B FF 95 B FF 95 C FF 95 3-3 ③ K	3 1	0 0	1 0	0 0	0 0	0 1	0 0
48 Ross Detwiler, R (1, 1) 57 Jason Bergmann, R (7, 1) 16 Josh Willingham, R (7, PH) OBP: 0.378, SLG: 0.549 41 Ron Villone, L (8, 1) 54 Mike MacDougal, S (9, 1)		C FF 90 F FF 92 B FF 91 F FF 94 C SL 86 1-3 ③ K			X FF 91 0-0 ② G1-3		B FF 94 C FF 93 C FF 93 B FF 93 B FF 93 C SI 93 3-3 ③ K			2 0 1 0 0	0 0 0 0 0	0 0 0 0 0	0 0 0 0 0	1 0 1 0 0	0 0 1 0 0	0 0 1 0 0
Inning Stats	R: 0 H: 2 E: 0 LOB: 3 K: 1 BB: 2 S: 12 P: 27	R: 0 H: 0 E: 0 LOB: 0 K: 1 BB: 0 S: 9 P: 12	R: 0 H: 0 E: 0 LOB: 0 K: 1 BB: 0 S: 7 P: 13	R: 1 H: 1 E: 0 LOB: 0 K: 0 BB: 0 S: 8 P: 13	R: 0 H: 0 E: 0 LOB: 0 K: 0 BB: 0 S: 8 P: 8	R: 0 H: 0 E: 0 LOB: 1 K: 0 BB: 2 S: 12 P: 21	R: 0 H: 1 E: 0 LOB: 1 K: 2 BB: 0 S: 10 P: 17	R: 1 H: 2 E: 0 LOB: 1 K: 3 BB: 0 S: 16 P: 25	R: 0 H: 0 E: 0 LOB: 0 K: 1 BB: 0 S: 10 P: 17	1B: 3 SF: 0 2B: 1 SAC: 0 3B: 0 DP: 2 HR: 2 HBP: 0						WP: 0 PA: 35 PB: 0 SB: 0 CS: 0

PITCHER	IP	WLS	BF	H	R	ER	SO	BB	IBB	HBP	BLK	WP	HR	S	P	ERA	WHIP
47 Johnny Cueto, R (1, 1) ERA: 2.33	7.0	W	27	4	1	1	5	4	0	0	0	0	1	66	111	1.29	1.143
53 Arthur Rhodes, L (8, 1) ERA: 0.87	0.2	H	4	2	1	1	2	0	0	0	0	0	1	13	19	13.50	3.000
25 David Weathers, R (8, 1) ERA: 2.61	0.1	H	1	0	0	0	1	0	0	0	0	0	0	3	6	0.00	0.000
48 Francisco Cordero, R (9, 1) ERA: 1.38	1.0	S	3	0	0	0	1	0	0	0	0	0	0	10	17	0.00	0.000

PITCHER	IP	WLS	BF	H	R	ER	SO	BB	IBB	HBP	BLK	WP	HR	S	P	ERA	WHIP

AB	31
R	2
H	6
RBI	2
BB	4
SO	9
LOB	10

Batter	1	2	3	4	5	6	7	8	9	10	11	12	AB	R	H	RBI	BB	SO	LOB
15 Jerry Hairston, R (1, 5) OBP: 0.303, SLG: 0.430	P5		E9 4 G4-6-3		F8			G6-3		K		2-H 1B	6	0	1	1	0	1	2
3 Willy Taveras, R (1, 8) OBP: 0.300, SLG: 0.307	F7		K			B1-4		G1-3			F7		5	0	0	0	0	1	1
4 Brandon Phillips, R (1, 4) OBP: 0.344, SLG: 0.510	G4-3		G4-6-3 1-2f			F9		G6-3			1B		5	0	1	0	0	0	1
17 Laynce Nix, L (1, 7) OBP: 0.324, SLG: 0.553		32 HR 55 G5-3 HBP		G6-3		P6			L4		K		4	1	0	0	0	1	1
55 Ramon Hernandez, R (1, 3) OBP: 0.329, SLG: 0.358		G5-3 1-2		L6			G6-3		L5		G4-3		5	0	0	0	0	0	2
32 Jay Bruce, L (1, 9) OBP: 0.309, SLG: 0.481		2-H HR		G3-1			2B		G4-3			29 PB 2 SH 31 2B BB	4	2	2	2	1	0	0
2 Alex Gonzalez, R (1, 6) OBP: 0.261, SLG: 0.316		29 F8 2B			P6		F8			G4-3		SH 29 SH1-3-6-4-5 1-2	4	0	1	0	0	0	1
29 Ryan Hanigan, R (1, 2) OBP: 0.407, SLG: 0.381		F8 2-3			39 SH1-4 BB		IBB			1B		G4-3-6-4-6 1-2f 2-3	3	0	1	0	2	0	3
39 Aaron Harang, R (1, 1) OBP: 0.188, SLG: 0.192													2	0	0	0	0	0	3
53 Arthur Rhodes, L (8, 1)													0	0	0	0	0	0	0
48 Francisco Cordero, R (9, 1)													0	0	0	0	0	0	0
21 Chris Dickerson, L (10, PH) OBP: 0.372, SLG: 0.361													1	0	0	0	0	1	1
40 Nick Masset, R (10, 1)													0	0	0	0	0	0	0
31 Jonny Gomes, R (12, PH) OBP: 0.375, SLG: 0.414													1	1	1	0	0	0	0
25 David Weathers, R (12, 1)													0	0	0	0	0	0	0
Inning Stats	R: 0 E: 0 K: 0 S: 6 H: 0 LOB: 0 BB: 0 P: 8	R: 2 E: 0 K: 0 S: 13 H: 2 LOB: 1 BB: 0 P: 21	R: 0 E: 1 K: 1 S: 7 H: 0 LOB: 0 BB: 0 P: 11	R: 0 E: 0 K: 0 S: 6 H: 0 LOB: 0 BB: 0 P: 8	R: 0 E: 0 K: 0 S: 6 H: 0 LOB: 1 BB: 1 P: 11	R: 0 E: 0 K: 0 S: 5 H: 0 LOB: 0 BB: 0 P: 6	R: 0 E: 0 K: 0 S: 8 H: 1 LOB: 2 BB: 1 P: 16	R: 0 E: 0 K: 0 S: 7 H: 0 LOB: 0 BB: 0 P: 11	R: 0 E: 0 K: 0 S: 5 H: 0 LOB: 0 BB: 0 P: 8	R: 0 E: 0 K: 2 S: 11 H: 1 LOB: 1 BB: 0 P: 17	R: 0 E: 0 K: 1 S: 12 H: 1 LOB: 1 BB: 0 P: 21	R: 2 E: 1 K: 0 S: 8 H: 2 LOB: 1 BB: 1 P: 14	1B: 3 2B: 3 3B: 0 HR: 1	SF: 0 SAC: 2 DP: 2 HBP: 1	WP: 0 PB: 1 SB: 0 CS: 0	PA: 46		

PITCHER		IP	WLS	BF	H	R	ER	SO	BB	IBB	HBP	BLK	WP	HR	S	P	ERA	WHIP
39 Shairon Martis, R ERA: 5.04	(1, 1)	7.0		27	3	2	2	1	1	1	1	0	0	1	51	81	2.57	0.571
38 Joel Hanrahan, R ERA: 6.59	(8, 1)	1.0		3	0	0	0	0	0	0	0	0	0	0	7	11	0.00	0.000
97 Joe Beimel, L ERA: 4.24	(9, 1)	1.0		3	0	0	0	0	0	0	0	0	0	0	5	8	0.00	0.000
54 Mike MacDougal, R ERA: 4.91	(10, 1)	2.0		8	2	0	0	3	0	0	0	0	0	0	23	38	0.00	1.000
41 Ron Villone, L ERA: 0.53	(12, 1)	0.0	L	2	0	2	2	0	1	0	0	0	0	0	3	7	∞	∞

PITCHER		IP	WLS	BF	H	R	ER	SO	BB	IBB	HBP	BLK	WP	HR	S	P	ERA	WHIP
57 Jason Bergmann, R ERA: 3.77	(12, 1)	1.0		3	2	0	0	0	0	0	0	0	0	0	5	7	0.00	2.000

Cincinnati Reds @ Washington Nationals

Nationals Park, Washington, DC

Wed Jun 10 2009, 7:05 PM EDT

Att. 19,766 - Cloudy - 81 F

TOP

livebaseballscorecards.com

AB	40
R	4
H	7
RBI	4
BB	3
SO	4
LOB	15

Batter	1	2	3	4	5	6	7	8	9	10	11	12	AB	R	H	RBI	BB	SO	LOB
15 Cristian Guzman, S (1, 6) OBP: 0.347, SLG: 0.469	C SI 90 T SL 81 B SI 91 F SI 90 X SI 91 1-2 1B		X SI 92 0-0 3B		X FF 91 0-0 P6 ②			C FF 88 B CU 71 X FF 90 1-1 G3 ①	C FF 95 B FF 95 S SL 90 B SL 89 C FF 95 2-3 K ②			B CH 82 F FF 88 B SI 87 X SL 81 2-2 G3 ②	6	0	2	0	0	1	3
24 Nick Johnson, L (1, 3) OBP: 0.418, SLG: 0.442	1 SAFE B FF 91 1 SAFE F FF 90 F FF 91 X FF 91 1-2 F8 ①		B FF 91 X FF 92 1-0 P6 ②		C FF 90 1 SAFE B FF 91 S FF 91 B FF 92 X SI 90 2-2 F9 ③			B SL 78 C FF 89 C SL 82 F FF 90 B SL 82 B SL 84 F FF 91 F FF 91 F FF 91 3-2 T SI 91 K ②	F SL 89 B FF 95 B SL 89 C SL 89 X FF 96 2-2 F8 ③			B SI 88 B SL 82 B SI 86 C SI 86 C SI 86 B CH 85 4-2 BB	5	0	0	0	1	1	5
11 Ryan Zimmerman, R (1, 5) OBP: 0.393, SLG: 0.530	1 SAFE B FF 91 C SL 82 F FF 92 B FF 93 F FF 92 F SL 84 X SL 83 2-2 F9 ②		C FF 92 B FF 93 S SL 83 B SI 92 B FF 92 D SL 84 4-2 BB			X SI 90 0-0 B5-3 ①		F FF 91 C FF 91 B SL 81 B FF 92 X FF 92 2-2 1B		F FC 89 C FC 89 S FC 90 0-3 K ①		B SL 82 S SL 82 B FF 88 X SI 86 2-1 F8 ③	5	0	1	0	1	1	2
44 Adam Dunn, L (1, 7) OBP: 0.394, SLG: 0.542	X FF 91 0-0 P5 ③		B SL 81 F FF 92 X FF 92 1-1 P5 ③			C SL 79 C SI 90 B SI 91 B FF 90 F SI 92 B CH 84 B CH 82 4-2 10 PO 16 BB BB		B FF 92 X FF 92 1-0 G3 ③		B FF 94 B FS 88 B FS 88 X FF 94 3-0 G4-3 ②			4	0	0	0	1	0	4
34 Elijah Dukes, R (1, 8) OBP: 0.333, SLG: 0.468		X CU 70 0-0 P5 ①		X FF 88 0-0 L9 ①		X FF 91 0-0 L9 ②			B FF 94 F FF 94 B FF 95 B SL 88 F FF 95 B SL 88 4-2 16 BB 7 1B BB	B FC 89 X FC 90 1-0 G1-3 ③			4	1	0	0	1	0	1
16 Josh Willingham, R (1, 9) OBP: 0.379, SLG: 0.534	B SI 90 B FF 90 X FF 89 2-0 P3 ②			C FF 88 S SL 80 X FF 91 0-2 F8 ②		B FF 90 B FF 90 C FF 89 F SL 79 B SL 81 B FF 91 4-2 1-2 BB			C FF 95 F SL 88 B SL 89 B SL 89 B FF 93 B FF 95 4-2 7 1B 12 1B 1-2 BB		B FC 90 B FF 94 B FF 93 C FF 93 F FF 94 X FC 91 3-2 G5-3 ①		3	1	0	0	2	0	0
10 Ronnie Belliard, R (1, 4) OBP: 0.221, SLG: 0.288	C SI 90 B SL 82 X SL 81 1-1 1B		B SI 89 X SI 87 1-0 L9 ③			C FF 92 F FF 91 F FF 92 B FF 92 2 SAFE 1-2 PO ③ 2-3	B FF 89 B FF 89 C FF 86 X FF 90 2-1 F8 ①		C FF 92 2 SAFE L FF 92 F CH 89 B FF 96 S FF 95 1-3 K ①		B FF 93 B SI 94 B FF 93 C FF 93 C SI 92 T FC 89 3-2 K ②		5	0	1	0	0	2	2
7 Josh Bard, S (1, 2) 23 Wil Nieves, R (9, PR) (10, 2) OBP: 0.284, SLG: 0.355 OBP: 0.296, SLG: 0.303	B SI 90 F SI 90 B SI 91 B FF 91 X SI 90 3-1 F9 ③				B CU 72 S SI 89 F SL 80 B SL 79 F SI 91 F CU 72 B CU 70 X SI 92 3-2 39 FC1-6 1B		B FF 88 F FF 89 B FF 90 F SI 88 B CU 73 X SI 91 3-2 P5 ②		X FF 94 0-0 12 1B 1-3 2-H 1B		C FF 94 B FC 90 S FC 90 S SL 83 1-3 K ③		4 1	0 0	2 0	1 0	0 0	0 1	1 0
39 Shairon Martis, R (1, 1) 22 Willie Harris, L (7, PH) OPP: 0-0, 0.0, 0.0 IP 38 Joel Hanrahan, R (8, 1) 97 Joe Beimel, L (8, 1) 12 Alberto Gonzalez, R (8, PH) OPP: 0-0, 0.0, 0.0 IP 54 Mike MacDougal, S (10, 1) 41 Ron Villone, L (12, 1) 57 Jason Bergmann, R (12, 1) 25 Austin Kearns, R (12, PH) OPP: 0-for-, 0.0, 0.0 IP			B FF 88 C FF 88 F FF 90 F SI 92 S SL 82 1-3 K ①		B FF 90 1 SAFE F FF 89 B SL 80 X FF 87 2-1 FC1-6 ① 1-2f				B FF 96 B FF 96 C FF 95 X SL 90 2-1 1-2 3-H 1B			F FF 87 S FF 87 B SL 82 C SI 88 1-3 K ①	2 1 0 0 1 0 0 0 1	0 1 0 0 0 0 0 0 0	0 1 0 0 1 0 0 0 0	0 0 0 0 0 0 0 0 0	0 0 0 0 0 0 0 0 0	1 0 0 0 0 0 0 0 1	1 0 0 0 0 0 0 0 0
Inning Stats	R: 0 E: 0 K: 0 S: 13 H: 1 LOB: 1 BB: 0 P: 17	R: 0 E: 0 K: 0 S: 6 H: 1 LOB: 1 BB: 0 P: 12	R: 0 E: 0 K: 1 S: 10 H: 1 LOB: 2 BB: 1 P: 17	R: 0 E: 0 K: 0 S: 5 H: 0 LOB: 0 BB: 0 P: 6	R: 0 E: 0 K: 0 S: 11 H: 1 LOB: 1 BB: 0 P: 18	R: 0 E: 0 K: 0 S: 10 H: 0 LOB: 1 BB: 2 P: 19	R: 0 E: 0 K: 0 S: 9 H: 0 LOB: 0 BB: 0 P: 16	R: 0 E: 0 K: 1 S: 13 H: 1 LOB: 1 BB: 0 P: 20	R: 2 E: 0 K: 2 S: 17 H: 2 LOB: 2 BB: 2 P: 32	R: 0 E: 0 K: 1 S: 5 H: 0 LOB: 0 BB: 0 P: 9	R: 0 E: 0 K: 2 S: 9 H: 0 LOB: 0 BB: 0 P: 16	R: 0 E: 0 K: 1 S: 10 H: 0 LOB: 1 BB: 1 P: 19	1B: 6 2B: 0 3B: 1 HR: 0	SF: 0 SAC: 0 DP: 0 HBP: 0	WP: 0 PB: 0 SB: 0 CS: 0	PA: 49		

PITCHER		IP	WLS	BF	H	R	ER	SO	BB	IBB	HBP	BLK	WP	HR	S	P	ERA	WHIP
39 Aaron Harang, R ERA: 3.74	(1, 1)	7.2		30	5	0	0	2	3	0	0	0	0	0	76	123	0.00	1.043
53 Arthur Rhodes, L ERA: 0.86	(8, 1)	0.1	H	1	0	0	0	0	0	0	0	0	0	0	1	2	0.00	0.000
48 Francisco Cordero, R ERA: 2.0	(9, 1)	1.0	B	7	2	2	2	2	2	0	0	0	0	0	17	32	18.00	4.000
40 Nick Masset, R ERA: 0.78	(10, 1)	2.0	W	6	0	0	0	3	0	0	0	0	0	0	14	25	0.00	0.000
25 David Weathers, R ERA: 2.49	(12, 1)	1.0	S	4	0	0	0	1	1	0	0	0	0	0	10	19	0.00	1.000

PITCHER	IP	WLS	BF	H	R	ER	SO	BB	IBB	HBP	BLK	WP	HR	S	P	ERA	WHIP

BOTTOM

Cincinnati Reds @ Washington Nationals

Nationals Park, Washington, DC

Wed Jun 10 2009, 7:05 PM EDT

Att. 19,766 - Cloudy - 81 F

livebaseballscorecards.com

AB	42
R	2
H	7
RBI	2
BB	6
SO	8
LOB	19

Batter	1	2	3	4	5	6	7	8	9	AB	R	H	RBI	BB	SO	LOB
15 Jerry Hairston, R (1, 5) OBP: 0.302, SLG: 0.426	C SI 89 B FF 88 B FF 88 X SI 89 2-1 3 FC2-6 1B		B FF 89 B SI 89 C SI 89 X SI 89 2-1 ① F8		X SI 89 0-0 ① P4		C SI 92 S SL 81 B SL 81 S SI 92 1-3 ③ K			4	0	1	0	0	1	0
3 Willy Taveras, R (1, 8) OBP: 0.294, SLG: 0.301	X FF 88 0-0 ① FC2-6 31 CS 4 1B 1-2f		B FF 88 X SI 89 1-0 ② L9		C SI 89 F FF 90 B FF 88 B FF 88 X SI 89 2-2 ② F8			C SI 87 B SI 91 F SI 90 X SL 84 1-2 ① G4-3		4	0	0	0	0	0	1
4 Brandon Phillips, R (1, 4) OBP: 0.347, SLG: 0.508	F SI 88 F FF 88 B CH 81 X CH 82 1-2 31 CS 1B 1-2		X CH 82 0-0 ③ P6		C CH 82 B FF 88 B FF 87 B CH 80 B FF 88 4-1 BB			C FC 86 B SL 83 B SL 84 S FC 86 X CH 84 2-2 ② G5-3		3	0	1	0	1	0	0
31 Jonny Gomes, R (1, 7) OBP: 0.389, SLG: 0.387 40 Nick Masset, R (8, 1)	F SI 90 B FF 88 B FF 89 C CH 82 F SI 89 F FF 85 X CU 75 2-2 ②③ F7 1-2 2-3			C CH 81 H FF 87 1-1 32 FC4-6 55 BB 2 1B HBP	B FF 88 B FF 87 X SI 87 2-0 ③ P4			B FC 85 C SI 92 S FC 84 B SL 81 F B SI 91 F FC 83 B SI 90 4-2 BB		2 0	1 0	0 0	0 0	1 0	0 0	3 0
55 Ramon Hernandez, R (1, 2) OBP: 0.327, SLG: 0.352		B SI 87 C SI 88 F SL 83 X CU 74 1-2 ① G6-3		B SI 88 B FF 88 B SI 88 B FF 87 4-0 32 FC4-6 1-2 BB		C SI 86 B FF 89 B SL 82 X SI 86 2-1 ① G6-3		C SI 92 D SI 92 F SI 91 C SL 82 1-3 ③ K		3	0	0	0	1	1	1
32 Jay Bruce, L (1, 9) OBP: 0.304, SLG: 0.471		B SL 83 X SL 82 1-0 ② G4-3		C SL 81 F SL 81 F FF 88 B SL 81 X SL 81 1-2 ① FC4-6 2 1B 1-2f 2-3		X SL 80 0-0 ② L7			C SL 70 X SL 73 0-1 ① G5-3	4	0	0	0	0	0	2
2 Alex Gonzalez, R (1, 6) OBP: 0.266, SLG: 0.321		C FF 88 B FF 90 B SI 90 F SI 89 F SI 87 X CU 75 2-2 23 WP 23 E 1B		1 SAFE 1 SAFE S CH 81 B SI 88 X CH 82 1-1 1-2 3-H 1B		B SI 87 C SI 85 F SI 87 F SL 80 B FF 89 X SI 88 2-2 ③ F8			B SI 85 X SI 85 1-0 ② F7	4	1	2	1	0	0	0
23 Adam Rosales, R (1, 3) OBP: 0.309, SLG: 0.318		C SI 88 B FF 89 F SI 88 B SL 83 X CH 81 2-2 E5 1-H 1B		F SI 89 F SI 88 S CU 73 0-3 ② K			C SL 84 F SL 80 B SI 91 F SL 82 B SI 91 X SL 80 2-2 ① F7		B SI 85 C SI 85 B SL 70 X SI 85 2-1 ③ F9	4	0	1	0	0	1	2
33 Micah Owings, R (1, 1) OBP: 0.278, SLG: 0.486 51 Jared Burton, R (6, 1) 21 Chris Dickerson, L (7, PH) OBP: 0.370, SLG: 0.358 46 Carlos Fisher, R (7, 1) 52 Daniel Herrera, L (8, 1) 17 Laynce Nix, L (8, 7) OBP: 0.324, SLG: 0.553		C CU 72 F CU 73 F CU 74 F SL 81 S FF 87 0-3 ③ K		X CU 71 0-0 ③ P4			B CH 83 F SL 83 F SL 86 B CH 84 B SL 84 X SL 82 3-2 ② F7			2 0 0 1 0 0 0	0 0 0 0 0 0 0	0 0 0 0 0 0 0	0 0 0 0 0 0 0	1 0 0 0 0 0 0	3 0 0 0 0 0 0
Inning Stats	R: 0 E: 0 K: 0 S: 11 H: 2 LOB: 1 BB: 0 P: 16	R: 1 E: 1 K: 1 S: 16 H: 2 LOB: 1 BB: 0 P: 22	R: 0 E: 0 K: 0 S: 4 H: 0 LOB: 0 BB: 0 P: 7	R: 1 E: 0 K: 1 S: 11 H: 1 LOB: 2 BB: 1 P: 18	R: 0 E: 0 K: 0 S: 6 H: 0 LOB: 1 BB: 1 P: 14	R: 0 E: 0 K: 0 S: 7 H: 0 LOB: 0 BB: 0 P: 11	R: 0 E: 0 K: 1 S: 10 H: 0 LOB: 0 BB: 0 P: 16	R: 0 E: 0 K: 1 S: 13 H: 0 LOB: 1 BB: 1 P: 21	R: 0 E: 0 K: 0 S: 5 H: 0 LOB: 0 BB: 0 P: 8	1B: 5 2B: 0 3B: 0 HR: 0 SF: 0 SAC: 0 DP: 0 HBP: 1						

PITCHER	IP	WLS	BF	H	R	ER	SO	BB	IBB	HBP	BLK	WP	HR	S	P	ERA	WHIP
31 John Lannan, L (1, 1) ERA: 3.51	6.0		25	5	2	1	2	2	0	1	0	1	0	55	88	1.50	1.167
50 Julian Tavarez, R (7, 1) ERA: 4.63	2.0	W	7	0	0	0	2	1	0	0	0	0	0	23	37	0.00	0.500
97 Joe Beimel, L (9, 1) ERA: 4.07	1.0	S	3	0	0	0	0	0	0	0	0	0	0	5	8	0.00	0.000

PITCHER	IP	WLS	BF	H	R	ER	SO	BB	IBB	HBP	BLK	WP	HR	S	P	ERA	WHIP

TOP

Cincinnati Reds @ Washington Nationals

Nationals Park, Washington, DC

Thu Jun 11 2009, 4:35 PM EDT

Att. 19,703 - Cloudy - 82 F

livebaseballscorecards.com

AB	31
R	2
H	5
RBI	1
BB	3
SO	4
LOB	12

PA: 35

WP: 1
PB: 0
SB: 0
CS: 2

Batter	1	2	3	4	5	6	7	8	9	AB	R	H	RBI	BB	SO	LOB
15 Cristian Guzman, S (1, 6) OBP: 0.343, SLG: 0.462	B FF 87 B FF 87 C FF 88 F FF 88 X CH 76 2-2 ① G3		B CH 76 X FC 87 1-0 44 WP 12 G6-3 1B	C SL 76 X CH 77 0-1 ③ G3-1		F CH 87 F FC 90 D SL 81 B CH 87 X CH 87 2-2 ② FC5 1-2 2-3f 3-H		C SI 83 B SC 67 X SC 66 1-1 ① FC1-5 12 1B 11 E 1-2 2-3f		5	1	1	1	0	0	6
12 Alberto Gonzalez, R (1, 4) OBP: 0.370, SLG: 0.431	B FF 89 F FC 88 B FF 85 B FF 88 T FF 87 F FF 89 B FF 85 4-2 44 BB BB		C FF 87 1 SAFE B SL 80 1 SAFE X FF 85 1-1 ① G6-3 1-2		B FF 86 F FC 87 H FF 83 2-1 HBP	B SL 83 X FF 90 1-0 ③ F8		C SC 66 C FF 83 F SC 66 F SI 85 X SC 65 0-2 11 FC6-4 1-2 2-3 1B		3	0	1	0	1	0	3
11 Ryan Zimmerman, R (1, 5) OBP: 0.393, SLG: 0.523	C SI 90 B SL 80 1 SAFE X CH 76 1-1 ② L7		S FF 89 B FF 89 B CH 79 B FF 88 F FF 88 F SL 81 B FF 89 4-2 44 WP BB		B CH 77 S CH 76 S FF 88 1 SAFE B FF 86 B FF 88 X CH 77 3-2 ① L9		B FF 93 B SL 83 C FF 94 B FF 94 C FF 95 B FF 95 4-2 16 BB BB	S FC 90 B FC 91 D FF 95 B SI 95 X FC 92 3-1 ② FC6-4 44 1B 1-2f 2-H 3-H		3	0	0	1	2	0	3
44 Adam Dunn, L (1, 3) OBP: 0.395, SLG: 0.536 97 Joe Beimel, L (9, 1)	B FF 87 1 SAFE B FF 85 C CH 76 S FF 88 B SL 78 B CH 80 4-2 34 FC6-4 1-2 BB		B CH 80 F FC 88 B FF 86 C CH 78 S FC 87 2-3 ② K 1-2 2-3		S FF 87 B CH 76 X FF 88 1-1 ② F8		B FF 94 C SI 93 X FF 93 1-1 ① P5	B FF 94 F FF 94 C SL 83 B FS 90 X FS 89 2-2 1-2 1B		4 0	0 0	1 0	0 0	1 0	1 0	4 0
34 Elijah Dukes, R (1, 8) OBP: 0.323, SLG: 0.452	S FF 88 X CH 77 0-1 ③ FC6-4 1-2f		B FF 88 F FF 89 F CH 77 F FC 87 B FF 88 B FF 89 T CH 78 3-2 ③ K		C FF 89 C FF 88 1 SAFE 1 SAFE T FF 88 0-2 ③ K		X FF 94 0-0 ② F9	F FC 92 C SL 83 D FF 96 B FC 92 S SL 84 2-3 ③ K		5	0	0	0	0	3	8
16 Josh Willingham, R (1, 7) OBP: 0.389, SLG: 0.538		C FF 89 B SI 90 X FF 89 1-1 ① L4		C FF 86 B SL 80 B FF 88 X FF 86 2-1 31 FC3-5 23 HBP 1B		C FF 88 B SL 81 B CH 76 X FF 87 2-1 24 1B 23 1B 15 FC5 1B	1 SAFE B FF 93 B SL 83 S SL 83 1 SAFE B FF 93 F FF 93 D SL 83 4-2 1-2 BB			3	1	2	0	1	0	0
25 Austin Kearns, R (1, 9) OBP: 0.342, SLG: 0.351		C FF 89 B FF 86 B FF 89 B FF 88 C FF 90 B FF 89 4-2 23 G6-3 BB		C SL 80 B FF 86 B CH 79 C FF 88 F CH 79 S SI 85 2-3 ① K		B FF 87 B SL 78 X FF 87 2-0 ① P3	C FF 93 S SL 84 F FF 95 B SL 84 S SL 85 1-3 ③ K			3	0	0	0	1	2	4
23 Wil Nieves, R (1, 2) OBP: 0.310, SLG: 0.308 22 Willie Harris, L (8, PH) OBP: 0.374, SLG: 0.398 10 Ronnie Belliard, R (9, 3) OBP: 0.221, SLG: 0.288		B FF 88 X FF 88 1-0 ② G6-3 1-2		B SL 82 F FF 87 S FF 84 D CH 79 F FF 83 H SL 72 3-2 31 FC3-5 1-2 HBP		B FF 86 X CH 77 1-0 15 FC5 24 1B 1-2 1B		B SI 89 B SI 91 C FF 92 B FF 92 C FF 92 X FF 92 3-2 15 FC1-5 6 1B 1B		2 1 0	0 0 0	1 1 0	0 0 0	0 0 0	0 0 0	1 0 0
31 John Lannan, L (1, 1) OBP: 0.154, SLG: 0.120 24 Nick Johnson, L (6, PH) OBP: 0.420, SLG: 0.445 50 Julian Tavarez, L (7, 1) 6 Anderson Hernandez, S (8, PH) OBP: 0.327, SLG: 0.315 7 Josh Bard, S (9, 2) OBP: 0.284, SLG: 0.355		X FF 88 0-0 ③ G5-3		X FF 86 0-0 ② FC3-5 1-2 2-3f		C FF 90 F FF 89 B FF 91 B FF 90 F CH 86 F CH 85 X FF 90 2-2 15 FC5 1-2 2-3 1B		B SI 80 1 SAFE X SI 82 1-0 12 1B 15 FC1-5 11 FC6-4 1-2 1B		2 1 0 1 0	0 0 0 1 0	0 1 0 1 0	0 0 0 0 0	0 0 0 0 0	0 0 0 0 0	3 0 0 0 0
Inning Stats	R: 0 E: 0 K: 0 S: 12 H: 0 LOB: 2 BB: 2 P: 23	R: 0 E: 0 K: 0 S: 6 H: 0 LOB: 1 BB: 1 P: 12	R: 0 E: 0 K: 2 S: 13 H: 1 LOB: 2 BB: 1 P: 24	R: 0 E: 0 K: 1 S: 12 H: 1 LOB: 2 BB: 0 P: 19	R: 0 E: 0 K: 1 S: 9 H: 0 LOB: 1 BB: 0 P: 15	R: 1 E: 0 K: 0 S: 13 H: 3 LOB: 2 BB: 0 P: 23	R: 0 E: 0 K: 1 S: 11 H: 0 LOB: 2 BB: 2 P: 21	R: 2 E: 1 K: 1 S: 19 H: 4 LOB: 2 BB: 0 P: 31		1B: 9 2B: 0 3B: 0 HR: 0	SF: 0 SAC: 0 DP: 0 HBP: 2		WP: 1 PB: 0 SB: 0 CS: 0	PA: 41	

PITCHER		IP	WLS	BF	H	R	ER	SO	BB	IBB	HBP	BLK	WP	HR	S	P	ERA	WHIP
33 Micah Owings, R ERA: 4.64	(1, 1)	5.1		26	4	1	1	4	4	0	2	0	1	0	56	102	1.69	1.500
51 Jared Burton, R ERA: 5.33	(6, 1)	0.2	H	3	1	0	0	0	0	0	0	0	0	0	9	14	0.00	1.500
46 Carlos Fisher, R ERA: 3.24	(7, 1)	1.0	H	6	1	1	1	1	2	0	0	0	0	0	14	27	9.00	3.000
52 Daniel Herrera, L ERA: 1.96	(8, 1)	0.1	L	3	2	0	0	0	0	0	0	0	0	0	8	10	0.00	6.000
40 Nick Masset, R ERA: 0.76	(8, 1)	0.2	B	3	1	1	1	1	0	0	0	0	0	0	8	15	13.50	1.500

PITCHER	IP	WLS	BF	H	R	ER	SO	BB	IBB	HBP	BLK	WP	HR	S	P	ERA	WHIP

BOTTOM

Cincinnati Reds @ Washington Nationals

Nationals Park, Washington, DC

Thu Jun 11 2009, 4:35 PM EDT

Att. 19,703 - Cloudy - 82 F

livebaseballscorecards.com

AB	33
R	3
H	9
RBI	2
BB	6
SO	6
LOB	32

Batter	1	2	3	4	5	6	7	8	9	AB	R	H	RBI	BB	SO	LOB
3 Willy Taveras, R (1, 8) OBP: 0.288, SLG: 0.294	X FF 92 0-0 ① B2-3		B FF 92 X FF 92 1-0 ③ G6-3			B SI 90 C SI 90 X SL 84 1-1 ① G1-3			X SI 91 0-0 ① B1-3	4	0	0	0	0	0	1
2 Alex Gonzalez, R (1, 6) OBP: 0.266, SLG: 0.315	C FF 92 X SI 90 0-1 ② F8			B KC 75 B SI 91 B SI 91 B SI 92 4-0 4 1B BB		X SL 83 0-0 ② F7			C SI 92 X SL 84 0-1 ② G6-3	3	0	0	0	1	0	0
4 Brandon Phillips, R (1, 4) OBP: 0.345, SLG: 0.502	X FF 92 0-0 ③ F9			C SI 92 1 SAFE B SI 91 X KC 75 1-1 55 G6-4-3 1-2 1B		C SI 91 F SI 91 B SL 84 B SL 83 X SI 91 2-2 ③ F9			X SI 92 0-0 ③ G6-3	4	0	1	0	0	0	0
17 Laynce Nix, L (1, 7) OBP: 0.317, SLG: 0.540		C SI 90 X FF 92 0-1 ① P4		X SI 91 0-0 ① F7			B KC 75 B FF 90 F SI 92 F FF 91 F SL 84 C KC 77 2-3 ① K			3	0	0	0	0	1	2
55 Ramon Hernandez, R (1, 3) OBP: 0.323, SLG: 0.347		C SI 91 X KC 74 0-1 ② G1-4-3		F SI 91 X SI 92 0-1 ② ③ G6-4-3 1-2f			B SL 82 C SI 92 X SL 84 1-1 ② G6-3			3	0	0	0	0	0	2
32 Jay Bruce, L (1, 9) OBP: 0.300, SLG: 0.465		C KC 76 B FF 92 X FF 91 1-1 ③ G4-3			F KC 75 B KC 76 S FF 91 F SI 92 B KC 78 X FF 92 2-2 ① F8		F FF 91 C FF 92 F SL 84 B KC 78 C FF 92 1-3 ③ K			3	0	0	0	0	1	0
31 Jonny Gomes, R (1, 10) OBP: 0.410, SLG: 0.529			B KC 76 X SI 91 1-0 23 G4-3 2B		C SL 83 B SL 83 X KC 75 1-1 HR			F FF 92 B FF 92 B SL 83 C SI 91 X FF 92 2-2 ① F9		3	1	2	1	0	0	0
29 Ryan Hanigan, R (1, 2) OBP: 0.397, SLG: 0.370			B SI 92 X SI 90 1-0 ① G6-3		C SI 91 F FF 92 C SL 83 0-3 ② K			B SL 84 X SI 91 1-0 ② G6-3		3	0	0	0	0	1	1
23 Adam Rosales, R (1, 5) OBP: 0.302, SLG: 0.309			C SI 91 X SI 91 0-1 ② G4-3 2-3		B SI 93 C SI 92 X SL 84 1-1 ③ F8			C SL 83 X SI 92 0-1 ③ G5-3		3	0	0	0	0	0	1

TOP

Cincinnati Reds @ Kansas City Royals

Kauffman Stadium, Kansas City, MO

Fri Jun 12 2009, 7:10 PM CDT

Att. 32,959 - Partly Cloudy - 80 F

livebaseballscorecards.com

AB	29
R	1
H	3
RBI	1
BB	1
SO	3
LOB	7

Inning Stats	1	2	3	4	5	6	7	8	9	1B	SF	WP	PA	30
R	0	0	0	0	1	0	0	0	0	1	0	0		
E	0	0	0	0	0	0	0	0	0	2B	1	SAC	0	PB 0
K	0	0	0	0	1	0	2	0	0	3B	0	DP	1	SB 0
S	4	6	5	5	11	6	10	6	4	HR	1	HBP	0	CS 0
H	0	0	1	1	1	0	0	0	0					
LOB	0	1	0	1	0	0	0	0	0					
BB	0	0	0	1	0	0	0	0	0					
P	4	7	8	10	15	9	14	9	4					

PITCHER	IP	WLS	BF	H	R	ER	SO	BB	IBB	HBP	BLK	WP	HR	S	P	ERA	WHIP
44 Luke Hochevar, R (1, 1) ERA: 5.6	9.0	W	30	3	1	1	3	1	0	0	0	0	1	57	80	1.00	0.444

PITCHER	IP	WLS	BF	H	R	ER	SO	BB	IBB	HBP	BLK	WP	HR	S	P	ERA	WHIP

Batter	1	2	3	4	5	6	7	8	9	AB	R	H	RBI	BB	SO	LOB
9 David DeJesus, L (1, 7) OBP: 0.293, SLG: 0.387	C FF 89 X FF 89 0-1 ① F7		B SL 71 F FF 89 X SL 77 1-1 ② G3		B FF 87 F FF 89 X FF 88 1-1 8 FC5-4 1-3 3-H 1B		C CU 75 B FC 88 C CU 76 B FC 89 B FC 90 B SI 90 4-2 8 L3 BB			3	0	1	1	1	0	0
8 Willie Bloomquist, R (1, 6) (9, 9) OBP: 0.340, SLG: 0.389	C FF 90 C CH 79 S CH 80 0-3 ② K		B FF 88 B FF 87 F FF 88 X FF 89 2-1 16 CS 2B		C CH 78 1 SAFE C FF 89 B FF 89 X FF 89 1-2 ② FC5-4 1-2f		B SI 90 X SI 91 1-0 ②③ L3 1-1			4	0	1	0	0	1	3
16 Billy Butler, R (1, 3) OBP: 0.336, SLG: 0.435	B CH 78 B CH 79 B FF 88 C FF 90 F FF 90 X CH 80 3-2 HR		C CH 79 C FF 89 B FF 91 B SL 78 2-2 ③ CS 2-3	X FF 87 0-0 ① F9	B FF 88 C CH 79 X FF 89 1-1 ③ G4-3			C SI 89 C CU 76 X FC 88 0-2 ① G6-3		4	1	1	1	0	0	2
17 Mike Jacobs, L (1, 10) OBP: 0.309, SLG: 0.441	B FF 90 B CH 80 C FF 89 B FF 90 C FF 90 F FF 91 F FF 90 B FF 90 4-2 BB			B SI 87 B CH 79 B FF 89 C FF 87 X FF 88 3-1 ② F9		F FF 85 C SL 75 X SL 74 0-2 ① P5		B CU 76 C SI 90 S CU 77 B CU 75 C SI 90 2-3 ② K		3	0	0	0	1	1	0
11 Jose Guillen, R (1, 9) OBP: 0.342, SLG: 0.407 1 Tony Pena Jr., R (9, 6) OBP: 0.179, SLG: 0.154	F FF 88 B SL 79 F FF 88 B FF 91 C CH 82 2-3 ③ K			S CH 79 B FF 89 B FF 87 S CH 78 B CH 80 B FF 89 4-2 BB		X FF 86 0-0 ② F9		X SI 90 0-0 ③ G6-3		3 0	0 0	0 0	0 0	1 0	1 0	1 0
24 Mark Teahen, L (1, 5) OBP: 0.343, SLG: 0.431		C FF 88 B SL 78 B FF 90 X FF 90 2-1 ① P5		1 SAFE C CH 79 B FF 88 C FF 86 S CH 80 1-3 ③ K		C SL 76 S CH 79 B FF 88 X CH 81 1-2 13 S 13 HR 1B				3	1	1	0	0	1	1
13 Alberto Callaspo, S (1, 4) OBP: 0.362, SLG: 0.468		C CH 78 B SL 79 B FF 90 C FF 90 S SL 80 2-3 ② K			B SL 76 H FF 85 2-0 2 21 1B FC1-4-6 9 1B HBP	B SL 69 F CH 79 1 SAFE X SL 75 1-1 1-H HR				2	2	1	2	0	1	0
21 Miguel Olivo, R (1, 2) OBP: 0.275, SLG: 0.467		B FF 88 T CH 79 B SL 78 S CH 80 F CH 80 B SL 79 S CH 79 3-3 ③ K			F FF 85 1 SAFE B FF 87 1 SAFE X CH 78 1-1 2 FC1-4-6 1-2 1B	S CH 78 S CH 78 B FF 89 B CH 80 X CH 79 2-2 ③ G5-3				3	0	1	0	0	1	0
2 Coco Crisp, S (1, 8) OBP: 0.336, SLG: 0.378 35 Mitch Maier, L (7, PH) OBP: 0.316, SLG: 0.328 (8, 8)			B FF 88 C CH 78 X FF 89 1-1 ① L8		L CH 78 D CH 79 X CH 78 1-1 ① FC1-4-6 9 1B 1-2f 2-3		C SI 90 F SI 90 B CU 77 B CU 75 X CU 76 2-2 ① G3			2 1	0 0	0 0	0 0	0 0	0 0	2 0
Inning Stats	R: 1 E: 0 K: 2 S: 15 H: 1 LOB: 1 BB: 1 P: 24	R: 0 E: 0 K: 2 S: 9 H: 0 LOB: 0 BB: 0 P: 16	R: 0 E: 0 K: 0 S: 8 H: 1 LOB: 0 BB: 0 P: 14	R: 0 E: 0 K: 1 S: 8 H: 0 LOB: 1 BB: 1 P: 16	R: 1 E: 0 K: 0 S: 11 H: 2 LOB: 2 BB: 0 P: 18	R: 2 E: 0 K: 0 S: 12 H: 2 LOB: 0 BB: 0 P: 16	R: 0 E: 0 K: 0 S: 6 H: 0 LOB: 0 BB: 1 P: 13	R: 0 E: 0 K: 1 S: 7 H: 0 LOB: 0 BB: 0 P: 9		1B: 3 2B: 2 3B: 0 HR: 2	SF: 0 SAC: 0 DP: 1 HBP: 1			WP: 0 PB: 0 SB: 1 CS: 1	PA: 33	

PITCHER		IP	WLS	BF	H	R	ER	SO	BB	IBB	HBP	BLK	WP	HR	S	P	ERA	WHIP
56 Matt Maloney, L ERA: 4.5	(1, 1)	6.0	L	26	6	4	4	5	2	0	1	0	0	2	63	104	6.00	1.333
57 Mike Lincoln, R ERA: 8.22	(7, 1)	2.0		6	0	0	0	1	1	0	0	0	0	0	13	22	0.00	0.500

PITCHER	IP	WLS	BF	H	R	ER	SO	BB	IBB	HBP	BLK	WP	HR	S	P	ERA	WHIP

BOTTOM

Cincinnati Reds @ Kansas City Royals

Kauffman Stadium, Kansas City, MO

Fri Jun 12 2009, 7:10 PM CDT

Att. 32,959 - Partly Cloudy - 80 F

livebaseballscorecards.com

AB	28
R	4
H	6
RBI	4
BB	3
SO	6
LOB	9

Batter	1	2	3	4	5	6	7	8	9	AB	R	H	RBI	BB	SO	LOB
3 Willy Taveras, R (1, 8) OBP: 0.283, SLG: 0.289	C FF 92 B SI 90 B FF 92 X FF 91 2-1 P5 ①		T FF 92 B FF 91 D FC 87 X FF 90 2-1 SH1-4 ① 2-3		C FF 90 X FC 87 0-1 P6 ②		X SI 94 0-0 G6-4-3 ②③ 1-2f		S FF 91 C FF 91 D CU 70 B FF 89 F FF 91 F CH 84 F FF 91 D CH 84 X FF 91 3-2 G5-3 ②	4	0	0	0	0	0	3
2 Alex Gonzalez, R (1, 6) OBP: 0.270, SLG: 0.315	C CU 76 F FF 92 B FC 87 F CU 77 B FF 90 X CU 77 2-2 F7 ②		X FF 90 0-0 SF8 ② 3-H		C FF 91 S FC 86 D FC 86 B FF 92 F FC 86 F CH 81 B FF 91 B CH 79 4-2 1-2 BB			C FF 90 F CH 81 X CU 70 0-2 4 1B 1B	S CH 83 F CH 86 B CU 68 S FF 91 1-3 K ③	3	0	1	1	1	1	1
4 Brandon Phillips, R (1, 4) OBP: 0.343, SLG: 0.498	C FC 92 S CU 77 B CU 78 X CU 78 1-2 G6-3 ③		B FC 86 F FF 91 B CU 79 F FF 92 X CU 78 2-2 G6-3 ③		B FC 86 B FC 90 B FF 91 X FF 90 3-0 F9 ③			F FF 89 X CH 79 0-1 1-2 1B		4	0	1	0	0	0	2
17 Laynce Nix, L (1, 7) OBP: 0.315, SLG: 0.527		B FF 91 F FF 90 B CH 82 S CH 83 F CU 78 F FF 92 S CU 78 2-3 K ①	S CH 81 B FF 90 S CU 75 X CH 83 1-2 F8 ①		B CU 74 S FF 90 F CH 81 B CU 77 B CU 73 B FF 90 4-2 55 FC4 BB		C SI 88 B CU 71 S CU 71 S CU 72 1-3 K ①		3	0	0	0	1	2	2
31 Jonny Gomes, R (1, 10) OBP: 0.395, SLG: 0.486		S FC 87 B FC 88 F FF 91 B FC 87 B FF 92 B FC 88 4-2 32 FC3-6 BB	F FC 91 B CU 77 B FC 88 B FC 88 X FC 86 2-2 G6-3 ②		S SL 79 B SI 93 S SL 81 B SI 94 S SI 95 2-3 K ①		C SI 90 F SI 90 S CU 73 0-3 K ②		3	0	0	0	1	2	3
32 Jay Bruce, L (1, 9) OBP: 0.299, SLG: 0.461		B FF 91 B SI 89 X FF 92 2-0 FC3-6 55 CS ② 1-2f	S CH 83 B CU 78 B CU 75 X FF 92 2-1 1B		X SI 94 0-0 L7 ②			B SI 89 C SI 89 S CU 73 B CU 73 F CU 73 B SI 89 S SI 89 3-3 K ③		4	0	1	0	0	1	4
55 Ramon Hernandez, R (1, 3) OBP: 0.326, SLG: 0.362		B FF 90 F FF 91 1 SAFE 1 SAFE C FC 86 1-2 CS ③ 1-2	C FF 90 F FC 86 B FF 91 B FF 91 B FF 92 B FF 92 4-2 23 HBP 29 2B BB	F FF 90 S FC 87 X FF 92 0-2 G4-3 ③		C SI 95 B SL 81 F SL 83 X SI 95 1-2 FC4 ③ 1-2f			X FF 91 0-0 HR	3	2	1	1	1	0	2
23 Adam Rosales, R (1, 5) OBP: 0.308, SLG: 0.304			H FF 89 1-0 29 2B 1-2 HBP	B FF 90 S FF 90 B FC 87 B FF 90 B SI 90 4-1 2 BB BB		C SI 93 C SL 80 X SI 95 0-2 F9 ①		B FF 91 C FF 91 C FF 90 S CU 68 1-3 K ①	2	1	0	0	1	1	0
29 Ryan Hanigan, R (1, 2) OBP: 0.400, SLG: 0.385			F FF 91 C FC 86 F FF 91 D CU 76 B CU 76 F FF 91 X CH 82 2-2 3 SH1-4 2 SF8 1-H 2-H 2B		B FF 90 X FF 88 1-0 P6 ①		B SI 94 X SI 95 1-0 3 G6-4-3 1B		B FF 90 C FF 90 B SL 78 F FF 92 X CH 85 2-2 E4	4	1	2	2	0	0	1
Inning Stats	R: 0 E: 0 K: 0 S: 9 H: 0 LOB: 0 BB: 0 P: 14	R: 0 E: 0 K: 1 S: 10 H: 0 LOB: 0 BB: 1 P: 19	R: 3 E: 0 K: 0 S: 13 H: 1 LOB: 0 BB: 1 P: 24	R: 0 E: 0 K: 0 S: 11 H: 1 LOB: 1 BB: 0 P: 16	R: 0 E: 0 K: 0 S: 9 H: 0 LOB: 2 BB: 2 P: 21	R: 0 E: 0 K: 1 S: 9 H: 0 LOB: 1 BB: 1 P: 16	R: 0 E: 0 K: 0 S: 5 H: 1 LOB: 0 BB: 0 P: 6	R: 0 E: 0 K: 3 S: 15 H: 2 LOB: 2 BB: 0 P: 19	R: 1 E: 1 K: 2 S: 16 H: 1 LOB: 1 BB: 0 P: 23	1B: 4 2B: 1 3B: 0 HR: 1 SF: 1 SAC: 1 DP: 1 HBP: 1						

PITCHER		IP	WLS	BF	H	R	ER	SO	BB	IBB	HBP	BLK	WP	HR	S	P	ERA	WHIP
28 Kyle Davies, R ERA: 5.14	(1, 1)	5.0	W	22	2	3	3	1	5	0	1	0	0	0	54	100	5.40	1.400
56 Roman Colon, R ERA: 2.7	(6, 1)	2.0	H	6	1	0	0	1	0	0	0	0	0	0	12	16	0.00	0.500
49 John Bale, L ERA: 4.05	(8, 1)	1.0		5	2	0	0	3	0	0	0	0	0	0	15	19	0.00	2.000
48 Joakim Soria, R ERA: 2.13	(9, 1)	1.0		5	1	1	1	2	0	0	0	0	0	1	16	23	9.00	1.000

PITCHER	IP	WLS	BF	H	R	ER	SO	BB	IBB	HBP	BLK	WP	HR	S	P	ERA	WHIP

TOP

Cincinnati Reds @ Kansas City Royals

Kauffman Stadium, Kansas City, MO

Sat Jun 13 2009, 6:10 PM CDT
Att. 29,574 - Partly Cloudy - 72 F

livebaseballscorecards.com

AB	30
R	4
H	6
RBI	4
BB	5
SO	7
LOB	18

REDS

Cincinnati Reds @ Kansas City Royals

Kauffman Stadium, Kansas City, MO

Sat Jun 13 2009, 6:10 PM CDT

Att. 29,574 - Partly Cloudy - 72 F

livebaseballscorecards.com

Batter	1	2	3	4	5	6	7	8	9	AB	R	H	RBI	BB	SO	LOB
9 David DeJesus, L (1, 7) OBP: 0.291, SLG: 0.382	B CU 71 C CU 68 B SL 73 X CH 82 2-1 ① G3-1	F SL 73 C SI 88 F SI 90 F SI 87 B SI 90 B SI 84 X CH 78 2-2 ① FC5-2 (8 1B; 16 1B) 1-2 2-3 3-Hf	D SI 88 C CU 68 C SI 87 1 SAFE B SI 85 B SI 89 X CH 83 3-2 (8 1B) 1-2 3-H 1B			1 SAFE C FF 91 X CH 87 0-1 ① F9 1-2		F FF 92 B SL 80 X SL 81 1-1 ① G4-3		5	1	1	1	0	0	4
8 Willie Bloomquist, R (1, 6) (8, 9) OBP: 0.356, SLG: 0.400	C CH 79 X SI 89 0-1 ② F8	F SL 75 F SL 74 B SL 78 B SL 75 F SI 90 F SI 91 X SI 90 2-2 (16 1B) 1-2 2-H 3-H 1B	C CH 75 B SI 86 X CU 69 1-1 ③ 1-2 2-3 1B			X FF 92 0-0 E8 (16 1B) 2-H 1B		C SL 81 B SI 82 B SI 92 F FF 93 F SL 81 B SL 84 B FF 94 4-2 (16 G6-4-3) BB		4	1	3	3	1	0	0
16 Billy Butler, R (1, 3) OBP: 0.342, SLG: 0.438	B SI 90 B SL 75 B CU 69 X SI 88 3-0 (11 BB; 17 1B) 1B	C SI 88 X SI 89 0-1 (17 G4-6-3) 1-2 2-H 1B		B SL 73 B CU 68 C CU 70 F SI 86 X SL 74 2-2 ① G4-3		B SI 92 C SI 91 F FF 93 X CH 87 1-2 (11 1B) 2-H 1B		X SI 95 0-0 ②③ G6-4-3 1-2f		5	0	3	2	0	0	1
17 Mike Jacobs, L (1, 10) OBP: 0.308, SLG: 0.437	C SI 89 B SI 84 X SI 84 1-1 (11 BB) 1-2 1B	B SI 88 X SI 88 1-0 ②③ G4-6-3 1-2f		B CH 78 B SL 73 C SI 86 X CH 78 2-1 ② L9		X FF 92 0-0 ② P4				4	0	1	0	0	0	3
11 Jose Guillen, R (1, 9) OBP: 0.345, SLG: 0.406 1 Tony Pena Jr., R (8, 6) OBP: 0.179, SLG: 0.154	B SI 90 B SL 76 B SI 89 B SL 76 4-0 1-2 2-3 BB	F CU 66 X SL 74 0-1 ① F7	X CH 76 0-0 ③ F8			C SL 82 F FF 91 X SL 81 0-2 1-2 1B				3 0	0 0	1 0	0 0	1 0	0 0	0 0
24 Mark Teahen, L (1, 5) OBP: 0.342, SLG: 0.441	C SL 75 S SL 75 F SI 87 S SI 88 0-3 ③ K	X SI 88 0-0 HR			B CU 69 B CU 71 C CU 70 X SI 88 2-1 ① G3	C SL 80 X FC 89 0-1 ③ G4-3				4	1	1	1	0	1	5
13 Alberto Callaspo, S (1, 4) OBP: 0.364, SLG: 0.469		X CH 78 0-0 (35 1B; 21 HBP; 9 FC5-2) 1B	B CU 70 X CU 68 1-0 (35 FC4-6; 21 1B; 9 1B) 1B		C SI 88 F SI 84 X SI 88 0-2 ② G4-3		B FC 89 T FF 89 B FC 91 S FC 89 F FF 90 B CH 87 F FF 89 F FF 90 X FF 90 3-2 ① G3			4	1	2	0	0	0	0
21 Miguel Olivo, R (1, 2) OBP: 0.281, SLG: 0.464		H SI 88 1-0 (9 FC5-2; 35 1B; 8 1B) 1-2 HBP	C SL 73 X SI 88 0-1 (35 FC4-6) 1-2 1B		C CH 76 F SL 75 B SL 76 B SI 90 F SL 76 S SI 90 2-3 ③ K		B FF 91 S SL 82 B CH 86 S FF 90 X SL 82 2-2 ② G5-3			3	1	1	0	0	1	0
35 Mitch Maier, L (1, 8) OBP: 0.325, SLG: 0.329		L CU 70 B SI 85 L SL 73 B SI 90 F SI 84 X SL 75 2-2 (9 FC5-2; 8 1B) 1-2 2-3 1B	X CH 81 0-0 ② FC4-6 (8 1B; 9 1B) 1-2f 2-3			B CH 77 B SI 88 B CU 70 B CU 71 4-0 (9 F9; 8 E) BB	C FC 90 B CH 88 S CH 87 F CH 87 X CH 88 1-2 ③ F7			3	2	1	0	1	0	2
Inning Stats	R: 0 E: 0 K: 1 S: 11 H: 2 LOB: 3 BB: 1 P: 21	R: 3 E: 0 K: 0 S: 18 H: 4 LOB: 1 BB: 0 P: 26	R: 2 E: 0 K: 0 S: 12 H: 5 LOB: 2 BB: 0 P: 17	R: 0 E: 0 K: 0 S: 6 H: 0 LOB: 0 BB: 0 P: 10	R: 0 E: 0 K: 1 S: 9 H: 0 LOB: 0 BB: 0 P: 13	R: 2 E: 1 K: 0 S: 12 H: 3 LOB: 2 BB: 1 P: 17	R: 0 E: 0 K: 0 S: 13 H: 0 LOB: 0 BB: 0 P: 19	R: 0 E: 0 K: 0 S: 6 H: 0 LOB: 0 BB: 1 P: 11		1B: 13 2B: 0 3B: 0 HR: 1 SF: 0 SAC: 0 DP: 2 HBP: 1					

	AB	35
	R	7
	H	14
	RBI	7
	BB	3
	SO	2
	LOB	15

WP: 0 PB: 0 SB: 0 CS: 0 PA: 39

PITCHER		IP	WLS	BF	H	R	ER	SO	BB	IBB	HBP	BLK	WP	HR	S	P	ERA	WHIP
61 Bronson Arroyo, R ERA: 5.36	(1, 1)	5.0	L	27	11	6	6	2	2	0	1	0	0	1	56	91	10.80	2.600
51 Jared Burton, R ERA: 5.27	(6, 1)	2.0		9	3	1	1	0	0	0	0	0	0	0	25	32	4.50	1.500
46 Carlos Fisher, R ERA: 2.89	(8, 1)	1.0		3	0	0	0	0	1	0	0	0	0	0	6	11	0.00	1.000

PITCHER	IP	WLS	BF	H	R	ER	SO	BB	IBB	HBP	BLK	WP	HR	S	P	ERA	WHIP

Batter	1	2	3	4	5	6	7	8	9	AB	R	H	RBI	BB	SO	LOB
21 Chris Dickerson, L (1, 8) OBP: 0.360, SLG: 0.347	S FC 85 F FC 86 X SL 75 0-2 ① G3		L FC 87 C CH 84 B SL 77 B SL 78 B CH 86 F FC 86 X FF 90 3-2 ② G5-3			B FC 86 C FC 87 S CH 85 B CH 86 X FC 87 2-2 ① G1-3		X FC 86 0-0 ② FC4-6 1-2f		4	0	0	0	0	0	1
2 Alex Gonzalez, R (1, 6) OBP: 0.269, SLG: 0.314	C FC 87 B FC 87 X FC 87 1-1 ② 4 17 1B E 1B		X FC 88 0-0 ③ L6			C CH 86 B FF 89 B CH 86 B FC 88 X FC 87 3-1 ② F8		F FC 87 X FF 89 0-1 ③ F8		4	1	1	0	0	0	1
4 Brandon Phillips, R (1, 4) OBP: 0.342, SLG: 0.493	C FC 86 X SL 75 0-1 ② 17 FC3-6 1-2 1B			B FC 86 C FF 89 B FF 90 B FC 87 C FC 87 X FC 87 3-2 ① L8		F FC 88 C CH 85 X CH 86 0-2 ③ G1-3			B FF 93 C SL 80 C FF 94 B FF 95 S SL 83 2-3 ① K	4	0	1	0	0	1	0
17 Laynce Nix, L (1, 7) OBP: 0.313, SLG: 0.519	B FC 87 B FF 88 X FC 87 2-0 ② FC3-6 1-2f 2-H			B CH 86 C FC 86 F CH 84 S SL 77 1-3 ② K			B CH 85 X FC 86 1-0 ① G4-3		X FF 94 0-0 31 DI 1B	4	0	1	0	0	1	1
31 Jonny Gomes, R (1, 10) OBP: 0.383, SLG: 0.488	X FC 85 0-0 ③ P4			C FC 87 F FC 86 B CH 86 T CH 86 1-2 ③ K			F CH 85 B FC 87 F FC 86 B CH 86 X CH 85 2-2 2B		C FF 95 B SL 82 X SL 81 1-1 ② P6 1-2	4	0	1	0	0	1	2
32 Jay Bruce, L (1, 9) OBP: 0.298, SLG: 0.457		L FF 89 B FC 87 X FC 86 1-1 ① G3			C FC 86 F CH 85 F SL 76 B SL 76 X SL 76 1-2 55 FC5-4 1B		B FC 88 X FC 87 1-0 ② G6-3		C FF 95 B FF 95 X SL 80 1-1 ③ L9	4	0	1	0	0	0	2
55 Ramon Hernandez, R (1, 3) OBP: 0.322, SLG: 0.356		C FC 86 X FF 90 0-1 ② L6			B FC 87 B FF 90 X FC 87 2-0 ① FC5-4 1-2f		B FC 86 B FF 90 F FC 88 X FC 87 2-1 ③ G5-3			3	0	0	0	0	0	2
29 Ryan Hanigan, R (1, 2) OBP: 0.398, SLG: 0.377		B FC 87 C FC 86 B FF 90 X FC 87 2-1 ③ G6-3			C FC 87 B FC 88 B FC 88 F CH 84 F FC 87 S CH 85 2-3 ② K			B FC 86 F FC 87 F FC 84 B SL 76 F FC 87 B CH 86 B FC 85 4-2 21 FC4-6 BB		2	0	0	0	1	1	1
15 Jerry Hairston, R (1, 5) OBP: 0.297, SLG: 0.419			C FC 86 B FF 90 F FC 87 B SL 77 F FC 87 B FF 91 X FF 88 3-2 ① F8		B FC 86 F FC 86 B CH 84 F FC 86 S CH 86 2-3 ③ K			C FC 86 F FC 86 X FF 89 0-2 ① P3		3	0	0	0	0	1	2
Inning Stats	R: 1 H: 2 E: 1 LOB: 1 K: 0 BB: 0 S: 9 P: 12	R: 0 H: 0 E: 0 LOB: 0 K: 0 BB: 0 S: 6 P: 9	R: 0 H: 0 E: 0 LOB: 0 K: 0 BB: 0 S: 9 P: 15	R: 0 H: 0 E: 0 LOB: 0 K: 2 BB: 0 S: 9 P: 14	R: 0 H: 1 E: 0 LOB: 1 K: 2 BB: 0 S: 12 P: 19	R: 0 H: 0 E: 0 LOB: 0 K: 0 BB: 0 S: 8 P: 13	R: 0 H: 1 E: 0 LOB: 1 K: 0 BB: 0 S: 7 P: 13	R: 0 H: 0 E: 0 LOB: 1 K: 0 BB: 1 S: 9 P: 13	R: 0 H: 1 E: 0 LOB: 1 K: 1 BB: 0 S: 8 P: 12	1B: 4 SF: 0 2B: 1 SAC: 0 3B: 0 DP: 0 HR: 0 HBP: 0						

TOP

Cincinnati Reds @ Kansas City Royals

Kauffman Stadium, Kansas City, MO

Sun Jun 14 2009, 1:10 PM CDT

Att. 24,525 - Sunny - 76 F

livebaseballscorecards.com

AB	32
R	1
H	5
RBI	0
BB	1
SO	5
LOB	12

PITCHER		IP	WLS	BF	H	R	ER	SO	BB	IBB	HBP	BLK	WP	HR	S	P	ERA	WHIP
19 Brian Bannister, R ERA: 4.1	(1, 1)	8.0	W	29	4	1	0	4	1	0	0	0	0	0	69	108	0.00	0.625
37 Juan Cruz, R ERA: 5.4	(9, 1)	1.0		4	1	0	0	1	0	0	0	0	0	0	8	12	0.00	1.000

PITCHER	IP	WLS	BF	H	R	ER	SO	BB	IBB	HBP	BLK	WP	HR	S	P	ERA	WHIP

Batter	1	2	3	4	5	6	7	8	9	AB	R	H	RBI	BB	SO	LOB
9 David DeJesus, L (1, 7) OBP: 0.290, SLG: 0.380	C FF 92 C SL 88 B FF 94 X SL 87 1-2 **G4-1** ①		F SL 88 X SL 87 0-1 8 E 21 FC6-4 1B	C SI 91 B SL 84 B SI 91 F SI 93 B FF 94 X SI 93 3-2 **F9** ②			C SI 86 C SC 65 X FF 83 0-2 **G5-3** ②			4	1	1	0	0	0	0
8 Willie Bloomquist, R (1, 9) OBP: 0.353, SLG: 0.396	B SI 95 B SI 93 C SL 86 F SI 93 F FF 94 F SL 88 F FF 94 B SI 95 F SL 89 3-2 X SI 95 16 E 21 2B 1B		T SI 91 1 SAFE B SI 92 1 SAFE C FF 92 B SI 92 1 SAFE F FF 93 F SL 86 2-2 X SI 93 E5 21 FC6-4 17 BB 13 3B 1-3	C SL 88 S SL 85 F FF 94 B SL 86 S FF 94 1-3 **K** ③			B FS 90 F FF 95 X SI 94 1-1 **G4-3** ③			4	2	1	0	0	1	1
16 Billy Butler, R (1, 3) OBP: 0.336, SLG: 0.430	B FF 94 X SI 93 1-0 FC5 21 2B 1-2		F SL 87 F SI 92 F SI 94 F FF 95 S SI 93 0-3 **K** ①		B FF 92 X SI 92 1-0 **F8** ①			B FS 90 X FF 94 1-0 **F9** ①		4	0	0	0	0	1	3
17 Mike Jacobs, L (1, 10) OBP: 0.312, SLG: 0.432	C SL 86 B FF 92 B SL 88 F SL 88 F SL 88 B FF 94 X SL 86 3-2 **F8** ②		B FF 93 B SL 87 B SL 87 B SL 88 4-0 21 FC6-4 1-2 BB		F SL 87 B SL 87 F SI 93 B SL 85 B SL 90 X SI 94 3-2 **G3** ②			B FF 91 C FF 92 F FF 92 F SL 82 F FF 91 B SL 81 F SL 80 B SL 80 B FF 92 4-2 21 HR BB		2	1	0	0	2	0	2
21 Miguel Olivo, R (1, 2) OBP: 0.287, SLG: 0.493 3 Brayan Peña, S (9, 2) OBP: 0.238, SLG: 0.368	S SL 87 X SL 86 0-1 1-3 2-H 2B		B FF 93 X SL 87 1-0 **FC6-4** 13 3B ② 1-2f 2-3 3-H		B FF 93 S FF 94 T SL 87 B FF 94 S SL 87 2-3 **K** ③			X CH 87 0-0 1-H HR		4 0	2 0	2 0	4 0	0 0	1 0	2 0
13 Alberto Callaspo, S (1, 4) OBP: 0.367, SLG: 0.479	F FF 93 B SL 89 F FF 94 F FF 93 F FF 94 B FF 94 X SL 88 2-2 **G3** ③		X FF 95 0-0 24 1B 1-H 3-H 3B			C SL 84 B SL 84 S FF 92 F SI 93 F SL 88 F SI 94 F FF 93 F SL 86 X FF 94 1-2 **P5** ①		C FF 92 F FF 91 B FF 92 F FF 92 F FF 91 B FF 93 X FF 92 2-2 1B		4	1	2	2	0	0	2
24 Mark Teahen, L (1, 5) OBP: 0.349, SLG: 0.447		C SI 89 X SL 84 0-1 46 G6-3 1B	B FF 92 F FF 92 B SL 88 F FF 92 D SL 87 X SL 88 3-2 3-H 1B			C FF 92 B SL 90 F FF 94 B SI 94 F SI 94 B FF 95 X SI 94 3-2 46 F7-6-3 1B		C FF 92 F FF 92 S FF 93 0-3 **K** ②		4	0	3	1	0	1	1
46 Luis Hernandez, S (1, 6) OBP: 0.233, SLG: 0.179 1 Tony Pena Jr., R (8, 6) OBP: 0.172, SLG: 0.148		1 SAFE X SI 92 0-0 **G6-3** ① ② 1-2f	X SI 91 0-0 **G6-3** ③			1 SAFE X SI 91 0-0 **F7-6-3** ② ③ 1-1		C FF 92 C FF 91 S FF 92 0-3 **K** ③		3 1	0 0	0 0	0 0	0 0	0 1	3 1
35 Mitch Maier, L (1, 8) OBP: 0.313, SLG: 0.315		C FF 93 B FF 94 F SL 84 F SL 89 S SL 87 1-3 **K** ③		X SI 90 0-0 **F7** ①			B SI 83 B SI 84 C SI 83 C SL 73 B SC 65 F SL 74 X SI 86 3-2 **F8** ①			3	0	0	0	0	1	0
Inning Stats	R: 1 H: 2 E: 1 LOB: 2 K: 0 BB: 0 S: 22 P: 32	R: 0 H: 1 E: 0 LOB: 0 K: 1 BB: 0 S: 7 P: 8	R: 4 H: 3 E: 1 LOB: 1 K: 1 BB: 1 S: 18 P: 28	R: 0 H: 0 E: 0 LOB: 0 K: 1 BB: 0 S: 8 P: 12	R: 0 H: 0 E: 0 LOB: 0 K: 1 BB: 0 S: 7 P: 13	R: 0 H: 1 E: 0 LOB: 0 K: 0 BB: 0 S: 13 P: 17	R: 0 H: 0 E: 0 LOB: 0 K: 0 BB: 0 S: 9 P: 13	R: 2 H: 2 E: 0 LOB: 1 K: 2 BB: 1 S: 18 P: 25		1B: 6 SF: 0 2B: 2 SAC: 0 3B: 1 DP: 2 HR: 1 HBP: 0				WP: 0 PA: 35 PB: 0 SB: 0 CS: 0		

PITCHER		IP	WLS	BF	H	R	ER	SO	BB	IBB	HBP	BLK	WP	HR	S	P	ERA	WHIP
47 Johnny Cueto, R ERA: 2.17	(1, 1)	6.0	L	26	7	5	0	4	1	0	0	0	0	0	75	110	0.00	1.333
52 Daniel Herrera, L ERA: 1.9	(7, 1)	0.2		2	0	0	0	0	0	0	0	0	0	0	7	10	0.00	0.000
40 Nick Masset, R ERA: 0.74	(7, 1)	0.2		2	0	0	0	0	0	0	0	0	0	0	3	5	0.00	0.000
53 Arthur Rhodes, L ERA: 1.66	(8, 1)	0.2		5	2	2	2	2	1	0	0	0	0	1	17	23	27.00	4.500

PITCHER	IP	WLS	BF	H	R	ER	SO	BB	IBB	HBP	BLK	WP	HR	S	P	ERA	WHIP

BOTTOM

Cincinnati Reds @ Kansas City Royals

Kauffman Stadium, Kansas City, MO

Sun Jun 14 2009, 1:10 PM CDT
Att. 24,525 - Sunny - 76 F

livebaseballscorecards.com

AB	33
R	7
H	9
RBI	7
BB	2
SO	6
LOB	15

Atlanta Braves @ Cincinnati Reds

Great American Ball Park, Cincinnati, OH

Tue Jun 16 2009, 7:10 PM EDT

Att. 19,127 - Cloudy - 77 F

livebaseballscorecards.com

Batter	1	2	3	4	5	6	7	8	9	AB	R	H	RBI	BB	SO	LOB
13 Nate McLouth, L (1, 8) OBP: 0.339, SLG: 0.444	F SI 91 F FF 92 X SL 81 0-2 F9 ①		L FF 90 F FF 92 F SI 84 F SI 83 B SC 66 F SI 84 B SC 65 F SC 66 X FF 83 2-2 P3 ①		B SI 86 F SI 85 F SL 76 X SC 68 1-2 G3 ③		C FF 93 S FF 93 B FF 92 B FF 94 F FF 93 F FF 92 X SL 84 2-2 1B		B CH 85 C CH 87 C SL 85 B FF 93 X CH 86 2-2 F9 ②	5	0	1	0	0	0	1
19 Yunel Escobar, R (1, 6) OBP: 0.348, SLG: 0.432	C FF 92 S FF 92 X FF 92 0-2 G5-3 ②		B SI 82 B CH 71 C SI 82 X CH 72 2-1 1-1 L5-3 ②③			C FF 92 B FC 91 S FC 92 B SL 84 S FC 91 2-3 K ①	B FF 92 F FF 93 B FF 94 F FF 92 B FF 93 X FF 93 3-2 G6-3 ③		B FF 94 S SL 87 S SL 87 X FF 94 1-2 G5-3 ③	5	0	0	0	0	1	2
10 Chipper Jones, S (1, 5) OBP: 0.422, SLG: 0.514	F FF 92 F FF 93 X FF 94 0-2 1B			C SI 84 B SC 65 X CH 73 1-1 G6-3 ①		B FS 90 B FF 95 S FF 93 B FF 94 X FF 94 3-1 16 1B 18 1B 1B		B CH 83 B CH 85 X SI 88 2-0 22 1B 7 1B 2B		4	2	3	0	0	0	0
16 Brian McCann, L (1, 2) OBP: 0.424, SLG: 0.530	C FF 91 C FF 92 F FF 92 T FF 94 0-2 K ③			F SI 86 C SL 77 B SC 66 X SC 67 1-2 18 1B 1B		C FF 94 X FF 95 0-1 22 BB 18 1B 1-2 1B		X SI 89 0-0 F7 ①		4	0	2	0	0	1	2
18 Garret Anderson, L (1, 7) OBP: 0.296, SLG: 0.370		C FF 90 B CH 83 C FF 92 C FF 92 1-3 K ①		B SL 77 B FF 82 X SI 84 2-0 1-2 1B		X FF 95 0-0 22 BB 1-2 2-H 1B		X FF 88 0-0 F7 ②		4	0	2	1	0	1	1
22 Casey Kotchman, L (1, 3) OBP: 0.349, SLG: 0.409 1 Grégor Blanco, L (8, PR) 51 Michael Gonzalez, R (8, 1)		B CU 76 C FF 92 B FF 92 B FF 91 F FF 92 X FF 93 3-2 1B		B SL 78 B SL 76 C SL 74 S SL 75 S SC 67 2-3 K ②		B FF 94 B FS 89 B FF 95 C FF 95 B FF 94 4-1 7 G5-4-3 1-2 2-3 BB		C SI 89 F CH 84 X SL 83 0-2 2 PB 7 1B 2-3 1B		3 0 0	0 0 0	2 0 0	0 0 0	1 0 0	1 0 0	2 0 0
7 Jeff Francoeur, R (1, 9) OBP: 0.282, SLG: 0.343		F FF 92 F FF 92 C FF 93 0-3 K ②		X CH 77 0-0 G6-3 ③		B FC 91 C FF 95 F FF 92 B FF 93 B FF 97 F FF 96 X FF 96 3-2 G5-4-3 ②③ 1-2f		C FF 90 B FF 89 S FC 89 B SI 90 X SI 90 2-2 2 PB 1-2 3-H 1B		4	0	1	1	0	1	6
2 Kelly Johnson, L (1, 4) OBP: 0.296, SLG: 0.390		X FF 92 0-0 F8 ③			C SI 85 B SC 67 B SL 76 X SL 76 2-1 F8 ①		B SL 81 S FF 91 B FF 92 F FF 92 F FF 92 X FF 93 2-2 F7 ① B SL 85 C CH 85 F SI 89 B SI 88 F FF 90 X FF 89 2-2 G3 ③ 1-2 2-3		4	0	0	0	0	0	3
49 Jair Jurrjens, R (1, 1) OBP: 0.214, SLG: 0.192 30 Jeff Bennett, R (3, 1) 23 Matt Diaz, R (7, PH) OBP: 0.344, SLG: 0.404 34 Eric O'Flaherty, L (7, 1) 14 Martín Prado, R (8, 3) OBP: 0.333, SLG: 0.431			B FF 88 B FF 88 C FF 88 B FF 88 C FF 87 X FF 89 3-2 19 L5-3 1B		B SI 85 C SI 81 B CH 73 F SI 82 S SC 66 2-3 K ②		F FF 93 X FF 94 0-1 F8 ②		B FF 92 F FF 91 B FF 92 F SL 85 X SL 86 2-2 G3 ①	1 1 1 0 1	0 0 0 0 0	1 0 0 0 0	0 0 0 0 0	0 0 0 0 0	0 1 0 0 0	0 0 0 0 0
Inning Stats	R: 0 E: 0 K: 1 S: 13 H: 1 LOB: 1 BB: 0 P: 13	R: 0 E: 0 K: 2 S: 10 H: 1 LOB: 1 BB: 0 P: 14	R: 0 E: 0 K: 0 S: 12 H: 1 LOB: 0 BB: 0 P: 19	R: 0 E: 0 K: 1 S: 10 H: 2 LOB: 2 BB: 0 P: 16	R: 0 E: 0 K: 1 S: 8 H: 0 LOB: 0 BB: 0 P: 13	R: 1 E: 0 K: 1 S: 13 H: 3 LOB: 2 BB: 1 P: 25	R: 0 E: 0 K: 0 S: 14 H: 1 LOB: 1 BB: 0 P: 21	R: 1 E: 0 K: 0 S: 13 H: 3 LOB: 3 BB: 0 P: 19	R: 0 E: 0 K: 0 S: 9 H: 0 LOB: 0 BB: 0 P: 14	1B: 11 2B: 2 3B: 0 HR: 0	SF: 0 SAC: 0 DP: 2 HBP: 0						

PITCHER		IP	WLS	BF	H	R	ER	SO	BB	IBB	HBP	BLK	WP	HR	S	P	ERA	WHIP
39 Aaron Harang, R ERA: 3.65	(1, 1)	2.0		9	3	0	0	3	0	0	0	0	0	0	26	33	0.00	1.500
52 Daniel Herrera, L ERA: 1.69	(3, 1)	3.0	W	10	2	0	0	2	0	0	0	0	0	0	27	42	0.00	0.667
40 Nick Masset, R ERA: 1.07	(6, 1)	1.0	H	6	3	1	1	1	1	0	0	0	0	0	13	25	9.00	4.000
53 Arthur Rhodes, L ERA: 1.59	(7, 1)	1.0	H	4	1	0	0	0	0	0	0	0	0	0	14	21	0.00	1.000
25 David Weathers, R ERA: 2.78	(8, 1)	1.0	H	6	3	1	1	0	0	0	0	0	0	0	13	19	9.00	3.000

PITCHER		IP	WLS	BF	H	R	ER	SO	BB	IBB	HBP	BLK	WP	HR	S	P	ERA	WHIP
48 Francisco Cordero, R ERA: 1.93	(9, 1)	1.0		3	0	0	0	0	0	0	0	0	0	0	9	14	0.00	0.000

AB	37
R	2
H	12
RBI	2
BB	1
SO	6
LOB	17

WP: 0	PA: 38		
PB: 1			
SB: 0			
CS: 0			

Atlanta Braves @ Cincinnati Reds

Great American Ball Park, Cincinnati, OH

Tue Jun 16 2009, 7:10 PM EDT

Att. 19,127 - Cloudy - 77 F

BOTTOM

livebaseballscorecards.com

Batter	1	2	3	4	5	6	7	8	9	AB	R	H	RBI	BB	SO	LOB
3 Willy Taveras, R (1, 8) OBP: 0.281, SLG: 0.286	B FF 89 X FF 89 1-0 4 2B 4 S 17 G4-3 1B		C SI 92 X SI 93 0-1 ① G6-3	C SL 86 B SI 93 C SL 85 F SL 87 F SI 93 B SL 86 X FF 92 2-2 ②③ G5-4-3 1-2f		M SL 87 S SL 88 1 SAFE C SI 93 0-3 ② K		F SL 85 S SL 86 X SL 86 0-2 ② G4-3 1-2 2-3 3-H		5	1	1	1	0	1	4
2 Alex Gonzalez, R (1, 6) OBP: 0.267, SLG: 0.316	C FF 90 1 SAFE 1 SAFE C FF 91 P PO 85 F FF 94 F SL 80 X FF 94 1-2 ① F9		X SI 92 0-0 ② F9		B SI 90 B SL 86 F SI 91 F SI 92 S SI 93 2-3 ① K	S SL 86 1 SAFE X SI 92 0-1 ③ P3		C FF 94 S FF 94 X FF 94 0-2 17 2B 2B 2-H 3-H		5	1	1	2	0	1	2
4 Brandon Phillips, R (1, 4) OBP: 0.351, SLG: 0.507	B FF 92 1 SAFE B FF 93 C FF 92 X FF 91 2-1 17 G4-3 1-3 2B		C FF 92 B SI 93 X FF 93 1-1 17 2B 2B		C SL 89 C SL 88 X FF 94 0-2 17 1B 55 G5-3 1B		B SI 91 X SI 91 1-0 ① G6-3	I IN 71 I IN 76 I IN 77 I IN 74 4-0 17 2B IBB		4	2	3	0	1	0	0
17 Laynce Nix, L (1, 7) OBP: 0.322, SLG: 0.536	F FF 91 B CH 85 S CH 85 X FF 94 1-2 ② G4-3 2-3 3-H		B SI 93 X SI 92 1-0 32 BB 2B 2-H		B SI 92 1 SAFE X SI 93 1-0 55 G5-3 1-3 1B		C SL 83 X FF 92 0-1 ② F7	C SL 84 X FF 93 0-1 1-3 2-H 2B		5	0	3	3	0	0	1
55 Ramon Hernandez, R (1, 3) OBP: 0.323, SLG: 0.351	B FF 94 F FF 94 B FF 93 S SL 81 B CH 84 B FF 94 4-2 BB		F SL 88 B SI 93 B SL 85 C SL 86 F SL 86 B SI 93 B SI 93 4-2 32 BB BB		B SI 93 C SI 93 F SI 93 B FF 93 D SL 88 F FF 92 F SI 93 X SL 86 3-2 ② G5-3 1-2 3-H		X CH 82 0-0 ③ F8	B FF 94 C SL 81 S SL 84 F FF 93 B SL 86 X FF 94 2-2 ③ F8		3	0	0	1	2	0	3
32 Jay Bruce, L (1, 9) OBP: 0.306, SLG: 0.457	S CH 84 B CH 84 X FF 93 1-1 ③ F8		C SI 94 B SL 86 F SI 93 D SL 89 B SL 87 F SI 94 B FF 92 4-2 1-2 2-3 BB		I IN 83 I IN 85 I IN 84 I IN 84 4-0 IBB			B FF 93 B FF 93 X FF 92 2-0 29 SH 15 HBP 3 G4-3 1B		2	1	1	0	2	0	2
15 Jerry Hairston, R (1, 5) OBP: 0.296, SLG: 0.412 7 Paul Janish, R (9, 5) OBP: 0.353, SLG: 0.348		B FF 89 B FF 90 C FF 91 F CH 83 B FF 93 X FF 93 3-2 ① G6-3	B SI 92 C SL 86 X SI 93 1-1 ③ G1-3		B SI 93 C SL 87 X SL 88 1-1 ③ F8			C FF 92 H FF 93 1-1 3 G4-3 29 SH 2 2B HBP 1-2		3 0	1 0	0 0	0 0	0 0	0 0	5 0
29 Ryan Hanigan, R (1, 2) OBP: 0.389, SLG: 0.367		B FF 92 F FF 93 C CH 84 X SL 79 1-2 ② G6-3		C SI 90 X SI 91 0-1 ① G4-3	X SI 91 0-0 ① L9			X SL 82 0-0 SH 3 G4-3 2 2B 1-2 2-3		3	1	0	0	0	0	0
39 Aaron Harang, R (1, 1) OBP: 0.179, SLG: 0.185 52 Daniel Herrera, L (3, 1) 40 Nick Masset, R (6, 1) 21 Chris Dickerson, L (6, PH) OBP: 0.364, SLG: 0.352 53 Arthur Rhodes, L (7, 1) 25 David Weathers, R (8, 1) 31 Jonny Gomes, R (8, PH) OBP: 0.375, SLG: 0.476 48 Francisco Cordero, R (9, 1)		C FF 91 F FF 92 S SL 79 0-3 ③ K		B SI 91 B FF 91 B FF 91 B FF 90 4-0 3 G5-4-3 BB	C SI 91 B SI 92 S SI 91 X SL 86 1-2 1B			S FF 93 S FF 94 S FF 94 0-3 ① K		1 0 0 0 1 0 0 0 1 0	0 0 0 0 0 0 0 0 0 0	0 0 0 0 1 0 0 0 1 0	0 0 0 0 0 0 0 0 1 0	1 0 0 0 0 0 0 0 0 0	0 0 0 0 0 0 0 0 0 0	0 0 0 0 0 0 0 0 3 0
Inning Stats	R: 1 E: 0 K: 0 S: 16 H: 2 LOB: 2 BB: 1 P: 25	R: 0 E: 0 K: 1 S: 9 H: 0 LOB: 0 BB: 0 P: 13	R: 1 E: 0 K: 0 S: 14 H: 2 LOB: 3 BB: 2 P: 25	R: 0 E: 0 K: 0 S: 7 H: 0 LOB: 0 BB: 1 P: 13	R: 1 E: 0 K: 1 S: 14 H: 2 LOB: 2 BB: 1 P: 25	R: 0 E: 0 K: 1 S: 9 H: 1 LOB: 1 BB: 0 P: 10	R: 0 E: 0 K: 0 S: 4 H: 0 LOB: 0 BB: 0 P: 5	R: 4 E: 1 K: 1 S: 18 H: 3 LOB: 2 BB: 1 P: 27		1B: 5 2B: 5 3B: 0 HR: 0	SF: 0 SAC: 1 DP: 1 HBP: 1		WP: 0 PB: 0 SB: 1 CS: 0	PA: 41		

	AB	33
	R	7
	H	10
	RBI	7
	BB	6
	SO	4
	LOB	20

PITCHER		IP	WLS	BF	H	R	ER	SO	BB	IBB	HBP	BLK	WP	HR	S	P	ERA	WHIP
49 Jair Jurrjens, R ERA: 2.89	(1, 1)	2.0	L	9	2	1	1	1	1	0	0	0	0	0	25	38	4.50	1.500
30 Jeff Bennett, R ERA: 2.81	(3, 1)	4.0		20	5	2	2	2	3	1	0	0	0	0	44	73	4.50	2.000
34 Eric O'Flaherty, L ERA: 4.07	(7, 1)	1.0		3	0	0	0	0	0	0	0	0	0	0	4	5	0.00	0.000
51 Michael Gonzalez, L ERA: 2.48	(8, 1)	1.0		9	3	4	0	1	0	1	1	0	0	0	18	27	0.00	3.000

PITCHER		IP	WLS	BF	H	R	ER	SO	BB	IBB	HBP	BLK	WP	HR	S	P	ERA	WHIP

Batter	1	2	3	4	5	6	7	8	9	AB	R	H	RBI	BB	SO	LOB
13 Nate McLouth, L (1, 8) OBP: 0.340, SLG: 0.445	C FF 90 B SI 90 B FF 89 F FF 87 F SI 82 B FF 90 X SL 81 3-2 ① G1		B CH 81 B FF 90 B FF 90 B FF 90 4-0 19 HR BB	C SL 82 B SI 89 C SL 81 F FC 89 B SL 82 F FC 90 X CH 80 2-2 ③ F9			B FF 96 B FF 96 X FF 94 2-0 19 WP 10 WP 2B		B FF 96 C FF 97 F FF 96 B FF 98 D FF 98 X FF 96 3-2 ② G4-3 1-2	4	2	1	0	1	0	2
19 Yunel Escobar, R (1, 6) OBP: 0.353, SLG: 0.446	C FF 92 B SL 84 B CH 81 X FF 91 2-1 ② G6-3		1 SAFE 1 SAFE C FF 90 B FF 90 1 SAFE B SI 82 F FF 90 1 SAFE D CH 81 3-2 X FF 89 1-H HR		C FF 87 B SL 83 X SL 77 1-1 16 G4-6-3 10 1B 1B		D FC 92 B FF 96 B FF 95 B FF 96 4-0 10 G1-3 10 WP 2-3 BB		C SL 90 B FF 96 B SL 88 X SL 89 2-1 ③ F8	4	1	2	2	1	0	1
10 Chipper Jones, S (1, 5) OBP: 0.423, SLG: 0.511	B CH 82 B SL 84 B FC 90 C FC 91 B FC 90 4-1 BB		C FF 82 B FC 89 B CH 81 X FC 88 2-1 ① P6		B FC 89 B SL 81 X FC 88 2-0 16 G4-6-3 1-2 1B		B FF 96 D FF 96 B FF 96 C FF 95 X FF 95 3-1 ② G1-3 1-3 3-H			3	0	1	0	1	0	1
16 Brian McCann, L (1, 2) OBP: 0.414, SLG: 0.516	C FF 90 1 SAFE B FF 89 C FF 91 F FC 89 F FF 92 X FF 90 1-2 ③ P3		S SL 81 B FC 90 C SL 82 X FC 88 1-2 ② F9		B SI 89 B FF 88 F CH 79 F FF 90 F FF 88 B FC 88 X SL 82 3-2 ① ② G4-6-3 1-2f 2-3		C FF 92 X FF 92 0-1 ③ G3			4	0	0	0	0	0	4
18 Garret Anderson, L (1, 7) OBP: 0.294, SLG: 0.367		C SI 81 B FF 91 C FF 90 B FF 92 X FC 91 2-2 ① G4-3	B SL 82 S SL 80 X SI 81 1-1 1B		X SL 82 0-0 ③ F9			X FF 93 0-0 ① G3-1		4	0	1	0	0	0	1
22 Casey Kotchman, L (1, 3) OBP: 0.347, SLG: 0.406		C FF 92 B CH 79 X FF 92 1-1 2 E 1B	F SL 82 T FF 88 B SL 80 F FC 90 F SL 83 F CH 80 B FC 87 F CH 78 X FC 88 2-2 ③ F8			C FF 90 F CH 79 F FC 89 F SL 75 B FF 89 X FF 90 1-2 ① G4-3		C SL 81 X SL 83 0-1 ② G4-3		4	0	1	0	0	0	1
7 Jeff Francoeur, R (1, 9) OBP: 0.281, SLG: 0.342		C FF 90 X FF 90 0-1 ② F8		X SL 83 0-0 E8 1B		B FC 91 F CH 79 X FC 89 1-1 ② F9		F FC 88 B FF 89 F FC 89 F FF 89 F FC 89 B SL 83 X SL 84 2-2 ③ P3		4	0	1	0	0	0	1
2 Kelly Johnson, L (1, 4) OBP: 0.291, SLG: 0.383		B FC 88 X SI 82 1-0 E1 1-2		B FF 89 C FC 89 B FF 89 X FC 88 2-1 ① F7		C SL 83 B FC 89 F FC 90 X FC 89 1-2 ③ P6			B FF 94 X FF 94 1-0 ① G4-3	4	0	0	0	0	0	2
33 Javier Vazquez, R (1, 1) OBP: 0.111, SLG: 0.154 23 Matt Diaz, R (9, PH) OBP: 0.349, SLG: 0.404		F FF 90 X FF 90 0-1 ③ G4-3		C FC 90 P PO 82 X FC 90 1-1 ② P3			B FF 95 C FF 93 X FF 95 1-1 ① G5-3		C FF 96 B FF 95 B SL 87 S FF 95 B FF 96 F FF 96 B FF 98 4-2 13 G4-3 BB	3 0	0 0	0 0	0 0	0 1	0 0	3 0
Inning Stats	R: 0 E: 0 K: 0 S: 12 H: 0 LOB: 1 BB: 1 P: 22	R: 0 E: 1 K: 0 S: 10 H: 1 LOB: 2 BB: 0 P: 14	R: 2 E: 0 K: 0 S: 17 H: 2 LOB: 1 BB: 1 P: 30	R: 0 E: 1 K: 0 S: 11 H: 1 LOB: 1 BB: 0 P: 15	R: 0 E: 0 K: 0 S: 8 H: 2 LOB: 1 BB: 0 P: 14	R: 0 E: 0 K: 0 S: 10 H: 0 LOB: 0 BB: 0 P: 13	R: 1 E: 0 K: 0 S: 7 H: 1 LOB: 1 BB: 1 P: 17	R: 0 E: 0 K: 0 S: 8 H: 0 LOB: 0 BB: 0 P: 10	R: 0 E: 0 K: 0 S: 9 H: 0 LOB: 1 BB: 1 P: 19	1B: 5 2B: 1 3B: 0 HR: 1 SF: 0 SAC: 0 DP: 1 HBP: 0						

PITCHER		IP	WLS	BF	H	R	ER	SO	BB	IBB	HBP	BLK	WP	HR	S	P	ERA	WHIP
33 Micah Owings, R ERA: 4.5	(1, 1)	6.0	W	26	6	2	2	0	2	0	0	0	0	1	68	108	3.00	1.333
40 Nick Masset, R ERA: 1.38	(7, 1)	0.2	H	4	1	1	1	0	1	0	0	0	2	0	5	15	13.50	3.000
53 Arthur Rhodes, L ERA: 1.52	(7, 1)	1.0	H	3	0	0	0	0	0	0	0	0	0	0	5	5	0.00	0.000
25 David Weathers, R ERA: 2.74	(8, 1)	0.1	H	1	0	0	0	0	0	0	0	0	0	0	5	7	0.00	0.000
48 Francisco Cordero, R ERA: 1.86	(9, 1)	1.0	S	4	0	0	0	0	1	0	0	0	0	0	9	19	0.00	1.000

PITCHER	IP	WLS	BF	H	R	ER	SO	BB	IBB	HBP	BLK	WP	HR	S	P	ERA	WHIP

TOP

Atlanta Braves @ Cincinnati Reds

Great American Ball Park, Cincinnati, OH

Wed Jun 17 2009, 7:10 PM EDT

Att. 27,455 - Partly Cloudy - 85 F

livebaseballscorecards.com

AB	34
R	3
H	7
RBI	2
BB	4
SO	0
LOB	16

WP: 2	PA: 38		
PB: 0			
SB: 0			
CS: 0			

Batter	1	2	3	4	5	6	7	8	9	AB	R	H	RBI	BB	SO	LOB
3 Willy Taveras, R (1, 8) OBP: 0.276, SLG: 0.281	C FF 90 X SL 88 0-1 G4-3 ①		C FF 92 F SL 89 S CU 68 0-3 K ②		C SL 86 B SL 88 B CU 72 X FF 92 2-1 F8 ①			X FF 88 0-0 B2-3 ①		4	0	0	0	0	1	1
2 Alex Gonzalez, R (1, 6) OBP: 0.262, SLG: 0.309	X FF 91 0-0 F8 ②		X SL 87 0-0 G6-3 ③		C FF 93 X SL 88 0-1 G1-3 ②			B FF 90 C FF 92 B FF 93 C CU 74 X SL 88 2-2 F9 ②		4	0	0	0	0	0	1
4 Brandon Phillips, R (1, 4) OBP: 0.350, SLG: 0.500	C FF 90 B FF 89 F FF 92 F FF 92 B FF 89 X CU 74 2-2 G5-3 ③			C CU 76 B SL 87 S CH 80 F FF 93 B FF 93 F CU 67 B FF 94 B FF 93 4-2 55 G6-3 17 S BB	X SL 86 0-0 G6-3 ③			B FF 94 B FF 93 C SI 93 S FF 93 X FF 94 2-2 G6-3 ③		3	0	0	0	1	0	0
17 Laynce Nix, L (1, 7) OBP: 0.316, SLG: 0.525		S CU 75 B SL 87 X FF 93 1-1 G4-3 ①		S CH 81 D CH 81 F CH 79 B FF 93 1 SAFE B FF 92 F SL 89 T FF 93 3-2 K ① 1-2		F SL 88 F SL 87 S CH 74 0-3 K ①				3	0	0	0	0	2	1
55 Ramon Hernandez, R (1, 3) OBP: 0.319, SLG: 0.346		S FF 88 C FF 93 X FF 90 0-2 G5-3 ②		C FF 92 D SL 88 X FF 94 1-1 G6-3 ② 2-3		C CU 72 B SL 86 C FF 93 S CU 65 1-3 K ②				3	0	0	0	0	1	1
32 Jay Bruce, L (1, 9) OBP: 0.306, SLG: 0.469		B CU 77 S FF 88 F FF 94 B SL 88 F CH 76 B CH 81 X FF 90 3-2 HR		B FF 94 C CU 76 B FF 95 C FF 94 S CH 79 2-3 K ③		X FF 94 0-0 F7 ③				3	1	1	1	0	1	1
15 Jerry Hairston, R (1, 5) OBP: 0.297, SLG: 0.408		X FF 92 0-0 F8 ③			B FF 92 B FF 92 B FF 91 B FF 90 4-0 29 1B 33 HR BB		C FF 91 B CU 76 X CU 75 1-1 P6 ①			2	1	0	0	1	0	0
29 Ryan Hanigan, R (1, 2) OBP: 0.395, SLG: 0.375			C FF 91 C FF 91 B SL 88 X FF 93 1-2 33 SH1-4 1B		1 SAFE X FF 88 0-0 33 HR 1-3 1B		B FF 92 C SL 85 F SL 86 S CU 67 1-3 K ②			3	1	2	0	0	1	0
33 Micah Owings, R (1, 1) OBP: 0.297, SLG: 0.583 40 Nick Masset, R (7, 1) 53 Arthur Rhodes, L (7, 1) 25 David Weathers, R (8, 1) 48 Francisco Cordero, R (9, 1)			X SL 83 0-0 SH1-4 ① 1-2		C CU 74 X FF 93 0-1 1-H 3-H HR		C FF 92 C FF 92 F FF 92 C FF 93 0-3 K ③			1 0 1 0 0	1 0 0 0 0	1 0 0 0 0	3 0 0 0 0	0 0 1 0 0	0 0 0 0 0	0 0 0 0 0
Inning Stats	R: 0 E: 0 K: 0 S: 7 H: 0 LOB: 0 BB: 0 P: 9	R: 1 E: 0 K: 0 S: 10 H: 1 LOB: 0 BB: 0 P: 14	R: 0 E: 0 K: 1 S: 8 H: 1 LOB: 1 BB: 0 P: 9	R: 0 E: 0 K: 2 S: 13 H: 0 LOB: 1 BB: 1 P: 23	R: 3 E: 0 K: 0 S: 8 H: 2 LOB: 0 BB: 1 P: 14	R: 0 E: 0 K: 2 S: 7 H: 0 LOB: 0 BB: 0 P: 8	R: 0 E: 0 K: 2 S: 9 H: 0 LOB: 0 BB: 0 P: 11	R: 0 E: 0 K: 0 S: 7 H: 0 LOB: 0 BB: 0 P: 11		1B: 2 2B: 0 3B: 0 HR: 2 SF: 0 SAC: 1 DP: 0 HBP: 0				WP: 0 PB: 0 SB: 1 CS: 0 PA: 30		

PITCHER	IP	WLS	BF	H	R	ER	SO	BB	IBB	HBP	BLK	WP	HR	S	P	ERA	WHIP
33 Javier Vazquez, R (1, 1) ERA: 3.41	8.0	L	30	4	4	4	7	2	0	0	0	0	2	69	99	4.50	0.750

PITCHER	IP	WLS	BF	H	R	ER	SO	BB	IBB	HBP	BLK	WP	HR	S	P	ERA	WHIP

BOTTOM

Atlanta Braves @ Cincinnati Reds

Great American Ball Park, Cincinnati, OH

Wed Jun 17 2009, 7:10 PM EDT

Att. 27,455 - Partly Cloudy - 85 F

livebaseballscorecards.com

AB	27
R	4
H	4
RBI	4
BB	2
SO	7
LOB	5

Atlanta Braves @ Cincinnati Reds

Great American Ball Park, Cincinnati, OH

Thu Jun 18 2009, 12:35 PM EDT

Att. 24,657 - Overcast - 71 F

TOP

livebaseballscorecards.com

Batter	1	2	3	4	5	6	7	8	9	AB	R	H	RBI	BB	SO	LOB
13 Nate McLouth, L (1, 8) OBP: 0.341, SLG: 0.457	C SI 88 S CH 78 B SI 88 X CU 77 1-2 ① F7		C SI 88 B FF 88 C SI 88 B CU 75 T SI 89 2-2 ② K		X CU 77 0-0 1-H HR	B FF 93 C FF 94 F FF 93 B FF 95 F FF 95 X FC 95 2-2 1-3 2-H 3-H 19 FC6-4 1B			C FC 93 B FC 92 B FC 92 B FF 93 F FC 92 X FC 92 3-2 ① G6-3	5	1	2	4	0	1	0
19 Yunel Escobar, R (1, 6) OBP: 0.346, SLG: 0.437	B SI 89 C CU 71 X SI 87 1-1 ② G5-3		B CH 79 C SI 87 X SI 89 1-1 ③ L8		C CU 70 B SI 89 X FF 90 1-1 ② F8	B FF 95 S FF 94 F FF 95 B FC 96 X FF 96 2-2 ③ FC6-4 1-2f			C FC 92 S SL 83 F SL 83 F SL 83 X FC 91 0-2 ② F9	5	0	0	0	0	0	2
10 Chipper Jones, S (1, 5) OBP: 0.418, SLG: 0.500	B CU 71 B SI 87 C SI 89 F SI 89 F CH 80 B CH 79 F SI 90 S CH 80 3-3 ③ K			C CU 69 C CU 71 S SI 90 0-3 ① K	X FF 88 0-0 ③ G6-3		F FF 92 C SL 83 F SL 84 B SL 85 F SL 84 B FC 94 B SL 85 F FF 94 B SL 83 4-2 14 G1-3 BB		B FC 92 S FC 91 F CH 88 X FC 92 1-2 ③ F8	4	0	0	0	1	2	0
23 Matt Diaz, R (1, 7) OBP: 0.353, SLG: 0.441		B SI 87 F SI 87 X FF 87 1-1 ① F8		C CU 71 F SI 88 F SI 91 X SI 90 0-2 HR	F CU 69 X SI 88 0-1 8 BB 48 1B 2B	S FC 93 S FC 93 S FC 94 0-3 ① K				4	2	2	1	0	1	1
14 Martín Prado, R (1, 4) OBP: 0.339, SLG: 0.438		C SI 88 B CH 79 X CH 79 1-1 7 1B 22 SF7 2B		B FF 89 C SI 90 B FF 90 F SI 89 F FF 90 B CU 77 B SI 89 4-2 BB	B SI 87 F SI 88 B SI 89 B SI 88 F FF 89 F CH 79 C SI 90 3-3 ① K	C FC 93 X SL 83 0-1 ② G1-3 1-2				3	1	1	0	1	1	2
7 Jeff Francoeur, R (1, 9) OBP: 0.285, SLG: 0.342		C SI 88 B SI 88 B SI 88 X SI 88 2-1 8 S 2-3 1B		1 SAFE D SI 88 F CH 78 F SI 89 B SI 89 F CH 78 B SI 89 X CH 79 3-2 ② L7	I IN 77 I IN 79 I IN 79 I IN 78 4-0 48 1B 8 BB 13 1B IBB	S FF 92 F SL 83 B FC 95 C FF 97 1-3 ③ K				3	1	1	0	1	1	2
22 Casey Kotchman, L (1, 3) OBP: 0.340, SLG: 0.399		B SI 88 C SI 88 1 SAFE S CH 79 X CH 81 1-2 ② SF7 3-H		B FF 89 B SI 88 F SI 88 1 SAFE X CH 78 2-1 ③ L4	C SI 89 C SI 90 B FF 91 F SI 91 B SI 90 F SI 89 D CH 80 X FF 90 3-2 ② F6			B SI 94 B FF 95 X FF 94 2-0 ① L7		3	0	0	1	0	0	3
8 David Ross, R (1, 2) OBP: 0.409, SLG: 0.568		1 SAFE F SI 88 1 SAFE B CH 78 F CH 80 X CH 80 1-2 ③ F8 1-2			L CH 77 C SI 89 B CU 76 F CH 76 F SI 90 X FF 89 1-2 48 FC2-6 1B	B SL 79 B FF 95 B FF 95 C FC 95 S FF 95 B FF 95 4-2 1-2 2-3 48 1B 13 1B BB			C FF 96 B CU 81 S SL 89 S FF 97 1-3 ② K	3	1	1	0	1	1	1
48 Tommy Hanson, R (1, 1) OBP: 0.200, SLG: 0.200 58 Peter Moylan, R (7, 1) 18 Garret Anderson, L (8, PH) OBP: 0.293, SLG: 0.364 51 Michael Gonzalez, R (8, 1) Rafael Soriano, R (9, 1)			C SI 88 F CH 78 B SI 89 S SI 89 1-3 ① K		M SI 88 L FF 87 B SI 88 X SI 87 1-2 ① FC2-6 13 HR 1-2f	D FF 95 B FC 93 C FC 94 C FC 92 X FC 93 2-2 13 1B 1-2 2-3 3-H 1B			B CU 79 X FF 94 1-0 ③ F8	3 0 1 0 0	1 0 0 0 0	1 0 0 0 0	1 0 0 0 0	0 0 0 0 0	1 0 0 0 0	1 0 0 0 0
Inning Stats	R: 0 E: 0 K: 1 S: 10 H: 0 LOB: 0 BB: 0 P: 15	R: 1 E: 0 K: 0 S: 12 H: 2 LOB: 1 BB: 0 P: 18	R: 0 E: 0 K: 2 S: 8 H: 0 LOB: 0 BB: 0 P: 12	R: 1 E: 0 K: 1 S: 16 H: 1 LOB: 1 BB: 1 P: 25	R: 2 E: 0 K: 0 S: 12 H: 2 LOB: 0 BB: 0 P: 15	R: 3 E: 0 K: 1 S: 23 H: 3 LOB: 2 BB: 2 P: 43	R: 0 E: 0 K: 2 S: 13 H: 0 LOB: 1 BB: 1 P: 18	R: 0 E: 0 K: 1 S: 5 H: 0 LOB: 0 BB: 0 P: 9	R: 0 E: 0 K: 0 S: 11 H: 0 LOB: 0 BB: 0 P: 15	1B: 4 2B: 2 3B: 0 HR: 2 SF: 1 SAC: 0 DP: 0 HBP: 0						

	AB	34
	R	7
	H	8
	RBI	7
	BB	4
	SO	8
	LOB	12

WP: 0 PA: 39
PB: 0
SB: 1
CS: 0

PITCHER		IP	WLS	BF	H	R	ER	SO	BB	IBB	HBP	BLK	WP	HR	S	P	ERA	WHIP
56 Matt Maloney, L ERA: 6.11	(1, 1)	5.2	L	25	6	6	6	5	1	1	0	0	0	2	69	106	9.53	1.235
46 Carlos Fisher, R ERA: 3.38	(6, 1)	1.1		8	2	1	1	2	2	0	0	0	0	0	25	40	6.75	3.000
37 Josh Roenicke, R ERA:	(8, 1)	1.0		3	0	0	0	1	0	0	0	0	0	0	5	9	0.00	0.000
51 Jared Burton, R ERA: 5.08	(9, 1)	1.0		3	0	0	0	0	0	0	0	0	0	0	11	15	0.00	0.000

PITCHER		IP	WLS	BF	H	R	ER	SO	BB	IBB	HBP	BLK	WP	HR	S	P	ERA	WHIP

BOTTOM

Batter	1	2	3	4	5	6	7	8	9	AB	R	H	RBI	BB	SO	LOB
3 Willy Taveras, R (1, 8) OBP: 0.270, SLG: 0.274	C FF 92 F SL 84 F FF 93 B FF 94 X CU 76 1-2 ① G6-3	C CU 76 T FF 94 B FF 94 S SL 86 1-3 ③ K			C CU 74 L FF 93 B SL 83 X FF 93 1-2 ① P3		F SI 92 X SL 79 0-1 ① L8		B FC 92 C FC 92 F FC 93 B FC 95 B FC 95 S FC 93 3-3 ③ K	5	0	0	0	0	2	6
2 Alex Gonzalez, R (1, 6) OBP: 0.256, SLG: 0.302 37 Josh Roenicke, R (8, 1) 51 Jared Burton, R (9, 1)	B FF 94 C FF 94 B FF 94 X SL 87 2-1 ② G3-1		S FF 94 X FF 93 0-1 ① F8		F SL 83 X SL 80 0-1 ② F7		S SL 79 B SI 93 S SI 92 C SI 92 1-3 ② K 1-2			4 0 0	0 0 0	0 0 0	0 0 0	0 0 0	1 0 0	3 0 0
4 Brandon Phillips, R (1, 4) OBP: 0.352, SLG: 0.498	C SL 84 B SL 84 C FF 95 B CU 77 B CU 76 B CU 76 4-2 BB		C CU 75 B FF 95 F FF 95 X SL 82 1-2 17 CS 17 S 1B		B SL 82 C CU 75 B SL 82 2 SAFE X FF 95 2-1 ③ L9		C SL 80 S SL 80 B SL 80 F SI 94 F SL 80 X SL 82 1-2 ③ G6-3			3	0	1	0	1	0	3
17 Laynce Nix, L (1, 7) OBP: 0.310, SLG: 0.514 31 Jonny Gomes, R (8, PH) OBP: 0.367, SLG: 0.465 (9, 7)	B CU 75 1 SAFE X CH 82 1-0 ③ P3		B FF 93 C SL 82 X CH 83 1-1 ②③ G1-3 1-3			C FF 93 X CH 84 0-1 ① P6		B SL 76 F SL 80 S SL 84 B FF 94 S CH 84 2-3 ① K2-3		3 1	0 0	0 0	0 0	0 1	0 0	2 0
29 Ryan Hanigan, R (1, 2) OBP: 0.406, SLG: 0.377		B FF 91 B FF 93 B FF 93 B FF 93 4-0 23 HBP 32 BB BB	C SL 80 B SL 79 B SL 81 X FF 93 2-1 ① P3			C FF 92 B CU 76 C CU 75 B FF 95 F CU 76 B CH 84 B FF 94 4-2 15 1B BB		B FF 94 C FF 93 X CH 79 1-1 32 G3 1B		2	0	1	0	2	0	0
32 Jay Bruce, L (1, 9) OBP: 0.305, SLG: 0.463		B FF 93 C SL 84 B CH 84 D SL 83 B FF 94 4-1 23 HBP 1-2 BB	B CU 74 B FF 93 X FF 94 2-0 ② P6		S SL 82 X FF 93 0-1 ② F8		C FF 96 F SL 83 F FF 95 B CH 86 F FF 95 X CH 86 1-2 ② G3 1-2			3	0	0	0	1	0	2
15 Jerry Hairston, R (1, 5) OBP: 0.296, SLG: 0.404		C SL 83 F FF 94 F CU 76 D SL 85 X CU 76 1-2 ① L8	C FF 94 B FF 95 X CH 83 1-1 ③ P5			B FF 93 C SL 82 B CU 76 X FF 94 2-1 1-2 1B		B SL 80 C SL 83 B SL 85 C SL 83 B FF 95 F FF 95 F FF 95 X SL 86 3-2 ③ L7		4	0	1	0	0	0	3
23 Adam Rosales, R (1, 3) OBP: 0.313, SLG: 0.304		F FF 93 H FF 91 1-1 1-2 2-3 HBP			B FF 93 C SL 82 B FF 94 F FF 93 X FF 94 2-2 56 SH 1B	C SL 84 B CU 76 X FF 94 1-1 ③ L9			B FC 92 F FC 90 C FC 90 S FC 90 1-3 ① K	3	0	1	0	0	1	2
56 Matt Maloney, L (1, 1) OBP: 0.250, SLG: 0.250 46 Carlos Fisher, R (6, 1) 21 Chris Dickerson, L (7, PH) OBP: 0.368, SLG: 0.357 7 Paul Janish, R (8, 6) OBP: 0.346, SLG: 0.340		C FF 94 S SL 85 F FF 94 B CU 76 F SL 82 D CU 76 C FF 95 2-3 ② K			M FF 87 C FF 92 X FF 90 0-2 1-2 SH		B SI 91 C SI 91 X SI 91 1-1 2 S 1B		C FC 90 F FC 91 S FC 95 0-3 ② K	1 0 1 1	0 0 0 0	0 0 1 0	0 0 0 0	0 0 0 0	1 0 0 1	3 0 0 0
Inning Stats	R: 0 H: 0 E: 0 LOB: 1 K: 0 BB: 1 S: 9 P: 17	R: 0 H: 0 E: 0 LOB: 3 K: 2 BB: 2 S: 14 P: 27	R: 0 H: 1 E: 0 LOB: 0 K: 0 BB: 0 S: 7 P: 9	R: 0 H: 0 E: 0 LOB: 0 K: 0 BB: 0 S: 5 P: 10	R: 0 H: 1 E: 0 LOB: 2 K: 0 BB: 0 S: 13 P: 18	R: 0 H: 1 E: 0 LOB: 2 K: 0 BB: 1 S: 11 P: 18	R: 0 H: 1 E: 0 LOB: 1 K: 1 BB: 0 S: 13 P: 16	R: 0 H: 1 E: 0 LOB: 1 K: 1 BB: 0 S: 15 P: 22	R: 0 H: 0 E: 0 LOB: 0 K: 3 BB: 0 S: 9 P: 13	1B: 5 2B: 0 3B: 0 HR: 0	SF: 0 SAC: 1 DP: 0 HBP: 1					

PITCHER		IP	WLS	BF	H	R	ER	SO	BB	IBB	HBP	BLK	WP	HR	S	P	ERA	WHIP
48 Tommy Hanson, R ERA: 4.08	(1, 1)	6.0	W	26	3	0	0	2	4	0	1	0	0	0	59	99	0.00	1.167
58 Peter Moylan, R ERA: 5.11	(7, 1)	1.0		4	1	0	0	1	0	0	0	0	0	0	13	16	0.00	1.000
51 Michael Gonzalez, L ERA: 2.4	(8, 1)	1.0		4	1	0	0	1	0	0	0	0	0	0	15	22	0.00	1.000
Rafael Soriano, R ERA: 1.47	(9, 1)	1.0		3	0	0	0	3	0	0	0	0	0	0	9	13	0.00	0.000

PITCHER	IP	WLS	BF	H	R	ER	SO	BB	IBB	HBP	BLK	WP	HR	S	P	ERA	WHIP

Atlanta Braves @ Cincinnati Reds

Great American Ball Park, Cincinnati, OH

Thu Jun 18 2009, 12:35 PM EDT

Att. 24,657 - Overcast - 71 F

livebaseballscorecards.com

AB	31
R	0
H	5
RBI	0
BB	4
SO	7
LOB	24

Batter	1	2	3	4	5	6	7	8	9	AB	R	H	RBI	BB	SO	LOB
22 Scott Podsednik, L (1, 7) OBP: 0.360, SLG: 0.387	C FF 89 B SL 76 B CH 82 B CH 82 B FF 87 4-1 14 S BB		C CU 69 B SI 92 C CU 69 B SI 89 X FF 91 2-2 2B		C CH 79 B FF 90 C FF 90 X FF 88 1-2 ③ G4-3			X FF 90 0-0 ① F8		3	0	1	0	1	0	0
10 Alexei Ramirez, R (1, 6) OBP: 0.301, SLG: 0.364	C SI 89 B SL 76 S CU 70 1 SAFE 1 SAFE F FF 88 S SL 77 1-3 ① K		B SI 91 B SI 90 C CH 77 B SL 76 X CU 68 3-1 ③ L9			C SL 74 F SI 89 B SL 77 F FF 90 B SL 77 B SL 72 B CU 71 4-2 23 S BB		C SI 88 B SL 82 C FF 89 B SL 84 X SL 84 2-2 ② G6-3		3	0	0	0	1	1	2
23 Jermaine Dye, R (1, 9) OBP: 0.340, SLG: 0.516 49 Aaron Poreda, L (8, 1)	C FF 90 C FF 91 B SL 79 B SI 90 1 SAFE 1 SAFE S SL 76 2-3 ② K			X SI 90 0-0 ① G6-3		B SL 74 C SL 72 C SL 75 B FF 88 C FF 90 2-3 ① K 1-2		B FF 89 X FF 89 1-0 ③ G6-3		4 0	0 0	0 0	0 0	0 0	2 0	2 0
14 Paul Konerko, R (1, 3) OBP: 0.341, SLG: 0.470	B SI 91 C FF 90 C SI 91 F SI 90 B SL 79 X SL 76 2-2 ③ G4-3 1-2			C SL 76 X SI 90 0-1 ② G5-3		B FF 88 B SI 90 B SI 90 C CU 68 C SI 89 X SL 76 3-2 ② L7			X FF 96 0-0 HR	4	1	1	1	0	0	2
27 Ramon Castro, R (1, 2) OBP: 0.317, SLG: 0.419 12 A.J. Pierzynski, L (9, PH) OBP: 0.332, SLG: 0.436		B SL 74 C CU 70 F SI 89 B SI 91 S SL 76 2-3 ① K		B FF 89 F FF 88 B SI 90 B SI 90 B CH 78 4-1 17 HR BB		C FF 89 F FF 90 B FF 89 B SL 77 X FF 90 2-2 ③ L7			S FF 95 S SL 88 F SL 89 B SL 89 F SL 90 C FF 97 1-3 ① K	2 1	1 0	0 0	0 0	1 0	1 1	1 0
17 Chris Getz, L (1, 4) OBP: 0.315, SLG: 0.352		C CU 67 X FF 83 0-1 ② G4-3		B CH 77 C CU 68 X SL 75 1-1 1-H HR			B CU 69 B SI 87 B SI 87 B CH 81 4-0 15 S BB		F SL 90 C FF 97 B FF 97 B FF 96 S FF 97 2-3 ② K	3	1	1	2	1	1	0
32 Brian Anderson, R (1, 8) OBP: 0.335, SLG: 0.324		B CU 67 X CU 69 1-0 ③ F8		C SI 89 B SI 89 X SL 74 1-1 ③ P3			L SL 76 B SI 89 B SL 76 1 SAFE X SL 76 2-1 ① F8		S SL 90 B SL 91 C FF 98 X SL 90 1-2 15 FC6-4 1B	4	0	1	0	0	0	1
15 Gordon Beckham, R (1, 5) OBP: 0.260, SLG: 0.205			C CH 75 C FF 89 X SL 77 0-2 ① L7		C CU 70 X FF 87 0-1 ① G5-3		C FF 89 B SI 89 S FF 90 B SL 78 S FF 90 2-3 ② K 1-2		C SL 90 1 SAFE X FF 97 0-1 ③ FC6-4 1-2f	4	0	0	0	0	1	2
52 Jose Contreras, R (1, 1) 25 Jim Thome, L (7, PH) OBP: 0.399, SLG: 0.512 26 Octavio Dotel, R (7, 1) 31 Dewayne Wise, L (8, 9) OBP: 0.170, SLG: 0.133			S FF 90 C FF 86 B SI 89 F FF 86 C SL 76 1-3 ② K		C CU 70 F SL 73 B FF 89 S SL 76 1-3 ② K		C FF 92 B SL 83 B FF 92 S FF 93 B FF 93 X FF 93 3-2 ③ F7			2 1 0 0	0 0 0 0	0 0 0 0	0 0 0 0	0 0 0 0	2 0 0 0	0 1 0 0
Inning Stats	R: 0 E: 0 K: 2 S: 12 H: 0 LOB: 1 BB: 1 P: 21	R: 0 E: 0 K: 1 S: 6 H: 0 LOB: 0 BB: 0 P: 9	R: 0 E: 0 K: 1 S: 12 H: 1 LOB: 1 BB: 0 P: 18	R: 2 E: 0 K: 0 S: 8 H: 1 LOB: 0 BB: 1 P: 14	R: 0 E: 0 K: 1 S: 8 H: 0 LOB: 0 BB: 0 P: 10	R: 0 E: 0 K: 1 S: 12 H: 0 LOB: 1 BB: 1 P: 23	R: 0 E: 0 K: 1 S: 8 H: 0 LOB: 1 BB: 1 P: 19	R: 0 E: 0 K: 0 S: 5 H: 0 LOB: 0 BB: 0 P: 8	R: 1 E: 0 K: 2 S: 14 H: 2 LOB: 1 BB: 0 P: 18	1B: 1 2B: 1 3B: 0 HR: 2 SF: 0 SAC: 0 DP: 0 HBP: 0						WP: 0 PB: 0 SB: 3 CS: 0 PA: 35	

TOP

Chicago White Sox @ Cincinnati Reds

Great American Ball Park, Cincinnati, OH

Fri Jun 19 2009, 7:10 PM EDT
Att. 28,395 - Partly Cloudy - 89 F

livebaseballscorecards.com

AB	31
R	3
H	4
RBI	3
BB	4
SO	9
LOB	11

PITCHER		IP	WLS	BF	H	R	ER	SO	BB	IBB	HBP	BLK	WP	HR	S	P	ERA	WHIP
61 Bronson Arroyo, R ERA: 5.16	(1, 1)	6.2	W	26	2	2	2	7	4	0	0	0	0	1	63	108	2.70	0.900
53 Arthur Rhodes, L ERA: 1.48	(7, 1)	0.2	H	2	0	0	0	0	0	0	0	0	0	0	4	7	0.00	0.000
25 David Weathers, R ERA: 2.66	(8, 1)	0.2	H	2	0	0	0	0	0	0	0	0	0	0	4	7	0.00	0.000
48 Francisco Cordero, R ERA: 2.1	(9, 1)	1.0	S	5	2	1	1	2	0	0	0	0	0	1	14	18	9.00	2.000

PITCHER		IP	WLS	BF	H	R	ER	SO	BB	IBB	HBP	BLK	WP	HR	S	P	ERA	WHIP

Batter	1	2	3	4	5	6	7	8	9	AB	R	H	RBI	BB	SO	LOB
21 Chris Dickerson, L (1, 8) OBP: 0.372, SLG: 0.369	X FF 91 0-0 E5 15 SH1-3 1B		B FF 93 X FF 92 1-0 G4-3 ③		B FS 76 S FS 75 X FS 76 1-1 L9 ③		X FF 92 0-0 15 1B 4 SF7 2B			4	1	2	0	0	0	1
15 Jerry Hairston, R (1, 5) (7, 6) OBP: 0.301, SLG: 0.408	X SI 91 0-0 SH1-3 ① 2-3			S SL 84 C FS 79 B SL 88 F SL 87 B SI 94 X SI 93 2-2 G6-3 ①		X SL 84 0-0 4 HR 1B	C FF 93 F FF 93 B SL 82 F SL 83 F FC 94 F FF 94 B FF 93 F CU 79 X FF 93 2-2 17 S 1B 2-3			3	1	2	0	0	0	0
4 Brandon Phillips, R (1, 4) OBP: 0.350, SLG: 0.509	B SL 86 F SL 84 F SL 86 B FF 92 B FS 76 X SI 95 3-2 G4-3 ②			B SL 87 S SL 85 B SL 89 F SI 94 X SI 95 2-2 G3-1 ②		1 SAFE B SL 82 1 SAFE C SI 89 P PO 86 1 SAFE X SL 83 2-1 HR 1-H	X SL 81 0-0 SF7 ② 3-H			3	1	1	3	0	0	1
17 Laynce Nix, L (1, 7) OBP: 0.315, SLG: 0.520	B FF 93 C SL 82 C FS 77 F FF 94 F FF 94 X FS 77 1-2 F7 ③			F SL 83 X FS 77 0-1 55 2B 2B		B SL 82 B SI 91 F FF 90 B FF 90 X SL 89 3-1 29 1B 1B	C FF 94 B FC 94 X SL 78 1-1 G4-3 ③ 1-2			4	1	2	0	0	0	2
55 Ramon Hernandez, R (1, 3) OBP: 0.326, SLG: 0.355		S SL 84 X FS 77 0-1 32 G4-6-3 1B		B SL 85 F SL 86 F SL 88 F SI 95 X SI 95 1-2 2-H 2B		B SL 87 B SL 85 F SI 91 S SL 84 F SL 85 F FF 93 X FS 78 2-2 P3 ①		B FF 94 B FF 94 C FF 94 H FF 96 3-1 32 G4-6-3 HBP		3	0	2	1	0	0	1
32 Jay Bruce, L (1, 9) OBP: 0.300, SLG: 0.455		B FF 91 X SL 82 1-0 G4-6-3 ①② 1-2f		B FF 93 B FF 93 C SL 84 C FS 77 D FS 77 S FS 77 3-3 K ③		B SL 83 B FS 75 B SL 82 C SL 83 X FF 91 3-1 F9 ②		L FF 92 B FF 93 S FF 94 B SL 78 X FF 92 2-2 G4-6-3 ①② 1-2f		4	0	0	0	0	1	4
29 Ryan Hanigan, R (1, 2) OBP: 0.416, SLG: 0.402		C SI 94 B SL 85 X SL 84 1-1 G4-3 ③			C SL 83 B FS 77 X SI 93 1-1 3B	C SL 85 B SL 86 B FS 78 X SI 92 2-1 1-2 1B		C SL 79 B SL 79 B FF 92 B FF 94 B FF 93 4-1 BB		3	0	2	0	1	0	0
7 Paul Janish, R (1, 6) OBP: 0.327, SLG: 0.320 53 Arthur Rhodes, L (7, 1) 25 David Weathers, R (8, 1) 33 Micah Owings, R (8, PH) OBP: 0.289, SLG: 0.568 48 Francisco Cordero, R (9, 1)		B SI 92 B SI 91 F FF 92 F SI 93 S SL 85 2-3 K ①			X SI 93 0-0 G5-3 ①	B SL 86 B SL 85 C SL 84 B SL 83 C SL 85 F SL 85 X SL 86 3-2 G5-3 ③		F FF 91 X FF 92 0-1 G6-3 ③		3 0 0 1 0	0 0 0 0 0	0 0 0 0 0	0 0 0 0 0	1 0 0 0 0	3 0 0 1 0	
61 Bronson Arroyo, R (1, 1) OBP: 0.160, SLG: 0.240 23 Adam Rosales, R (7, 5) OBP: 0.311, SLG: 0.302		S SI 93 C SL 86 B FS 78 B FS 80 X SI 94 2-2 G6-3 ②			B SL 88 S SL 85 X SL 86 1-1 G1-3 ②		C FF 93 X SL 82 0-1 P3 ①			2 1	0 0	0 0	0 0	0 0	0 0	1 0
Inning Stats	R: 0 E: 1 K: 0 S: 10 H: 1 LOB: 1 BB: 0 P: 14	R: 0 E: 0 K: 0 S: 5 H: 1 LOB: 0 BB: 0 P: 7	R: 0 E: 0 K: 1 S: 7 H: 0 LOB: 0 BB: 0 P: 12	R: 1 E: 0 K: 1 S: 16 H: 2 LOB: 1 BB: 0 P: 24	R: 0 E: 0 K: 0 S: 7 H: 1 LOB: 1 BB: 0 P: 10	R: 2 E: 0 K: 0 S: 19 H: 4 LOB: 2 BB: 0 P: 33	R: 1 E: 0 K: 0 S: 13 H: 2 LOB: 1 BB: 0 P: 16	R: 0 E: 0 K: 0 S: 7 H: 0 LOB: 1 BB: 1 P: 16		1B: 6 2B: 3 3B: 1 HR: 1	SF: 1 SAC: 1 DP: 2 HBP: 1			WP: 0 PB: 0 SB: 1 CS: 0	PA: 35	

PITCHER		IP	WLS	BF	H	R	ER	SO	BB	IBB	HBP	BLK	WP	HR	S	P	ERA	WHIP
52 Jose Contreras, R ERA: 5.23	(1, 1)	6.0	L	26	9	3	3	2	0	0	0	0	0	1	64	100	4.50	1.500
26 Octavio Dotel, R ERA: 3.12	(7, 1)	1.0		5	2	1	1	0	0	0	0	0	0	0	13	16	9.00	2.000
49 Aaron Poreda, L ERA:	(8, 1)	1.0		4	0	0	0	0	1	0	1	0	0	0	7	16	0.00	1.000

PITCHER	IP	WLS	BF	H	R	ER	SO	BB	IBB	HBP	BLK	WP	HR	S	P	ERA	WHIP

BOTTOM

Chicago White Sox @ Cincinnati Reds

Great American Ball Park, Cincinnati, OH

Fri Jun 19 2009, 7:10 PM EDT

Att. 28,395 - Partly Cloudy - 89 F

livebaseballscorecards.com

AB	31
R	4
H	11
RBI	4
BB	1
SO	2
LOB	14

Batter	1	2	3	4	5	6	7	8	9	AB	R	H	RBI	BB	SO	LOB
22 Scott Podsednik, L (1, 7) OBP: 0.371, SLG: 0.412	B FF 92 B B FF 92 C FF 91 F FF 93 F X 3-2 ① F8		C SL 86 B FC 88 X CH 84 1-1 10 1B 1B		C FF 94 B SL 88 F FF 94 X FF 94 1-2 HR	B SI 88 B SL 78 C SI 87 B SL 78 D SL 78 4-1 10 HR BB		C FF 92 F FF 92 D FF 94 B FF 93 D FF 85 X FF 92 3-2 10 2B 1-3 2-H 1B		4	2	3	2	1	0	0
10 Alexei Ramirez, R (1, 6) OBP: 0.311, SLG: 0.389	B FF 92 C X 1-1 ② G6-3		X FF 94 0-0 1-3 1B		X FF 95 0-0 12 CS 1B	X FF 93 0-0 1-H 2-H HR		F SL 84 1 SAFE B SL 84 B FC 91 1 SAFE X CH 88 2-1 12 FC5-2 1-3 3-H 2B		5	1	4	4	0	0	0
12 A.J. Pierzynski, L (1, 2) OBP: 0.329, SLG: 0.445	F FF 92 B SL 87 B F FF 93 X 2-2 ③ F7		C FF 93 F FF 93 D SL 88 S FF 95 1-3 ③ K		1 SAFE C FF 94 F SL 89 F SL 88 B FF 95 F SL 89 X SL 88 1-2 ① 1-2 HR	X FF 97 0-0 ③ G1-3		F FF 92 S FF 91 F FF 92 X FC 92 0-2 ② FC5-2 2-3		5	1	1	1	0	1	4
14 Paul Konerko, R (1, 3) OBP: 0.338, SLG: 0.464		C SL 85 B FF 92 X FF 92 1-1 17 FC3-4-6 1B		C SL 85 B SL 87 X SL 86 1-1 ① G5-3	B SL 87 B FF 94 S FF 95 C SL 87 X SL 89 2-2 ② G6-3		C FF 93 X SL 83 0-1 ① G5-3	C SL 83 S FF 93 F FC 91 S SL 83 0-3 ③ K		5	0	1	0	0	1	2
32 Brian Anderson, R (1, 8) OBP: 0.344, SLG: 0.329		B FF 92 1 SAFE S FF 92 X FF 90 1-1 ① P5		B FF 94 B SL 87 X FF 94 2-0 17 1B 15 HR 1B	B FF 93 B SL 86 X FF 94 2-0 1B		X FF 97 0-0 ② G6-3		B SL 79 H FC 88 2-0 31 1B HBP	4	1	2	0	0	0	1
17 Chris Getz, L (1, 4) OBP: 0.312, SLG: 0.348		X SL 85 0-0 ② FC3-4-6 1-2f		B FF 94 C FF 92 X FF 93 1-1 15 HR 1B	B SI 86 C SI 86 1 SAFE B SL 76 X SI 86 2-1 ③ G4-3		B FF 97 C FF 96 B FS 91 X FF 97 2-1 ③ G4-3		1 SAFE P PO 84 C FF 90 1 SAFE S SL 89 X CH 86 1-2 ① P6	5	1	1	0	0	0	3
15 Gordon Beckham, R (1, 5) OBP: 0.273, SLG: 0.271		B FF 94 C FF 94 X FF 93 1-1 ③ P4		C FF 95 B FF 94 B FF 95 X FF 93 2-1 1-H 2-H HR	X SI 87 0-0 ① G5-3			L FF 92 B FF 92 F FF 93 F FF 94 B FF 92 B FF 87 B FF 92 4-2 31 SH 22 1B BB	1 SAFE S FC 91 1 SAFE F FC 90 C FC 91 0-3 ② K	4	2	1	3	1	1	2
31 Dewayne Wise, L (1, 9) OBP: 0.196, SLG: 0.184			F SI 91 B FC 87 B SL 86 S SL 87 F SL 88 C FF 95 2-3 ① K	C FF 95 B FF 94 S SL 89 0-3 ② K	C SI 86 B SL 76 B SL 78 F SL 76 B SC 68 F SI 87 F SI 87 X SI 87 3-2 10 HR 2B			1 SAFE B FF 92 1 SAFE B FF 92 X FF 92 2-0 SH 22 1B 1-2 10 2B	C FC 92 S SL 82 X SL 82 0-2 1-3 1B	4	2	2	0	0	2	0
54 Clayton Richard, L (1, 1) 7 Josh Fields, R (4, PH) D.J. Carrasco, R (4, 1) 23 Jermaine Dye, R (5, PH) 26 Octavio Dotel, R (5, 1) 37 Matt Thornton, L (7, 1) 25 Jim Thome, L (8, PH) 71 Scott Linebrink, R (8, 1) 5 Jayson Nix, R (9, PH) 45 Bobby Jenks, R (9, 1)			X FF 92 0-0 ② F7	B SL 89 B FF 95 C SL 88 B FF 95 S FF 95 F FF 96 S FF 96 3-3 ③ K	C SI 87 F SC 69 X SC 68 0-2 ② F7			B FF 93 B FF 93 F FF 93 F FF 93 S FF 93 2-3 ① K	B SL 82 B FC 90 X SL 82 2-0 ③ G1-3	1 0 0 0 0 0 0 1 0 0 0 0 1 0 0 0 0 0 0 0 0 1 0 0 0 0 0 1 0 0 0 0 0 0 0 0 0 0 0 0 0 0 1 0 0 0 0 1 2 0 0 0 0 0 0 0 1 0 0 0 0 0 2 0 0 0 0 0 0 0						
Inning Stats	R: 0 E: 0 K: 0 S: 9 H: 0 LOB: 0 BB: 0 P: 15	R: 0 E: 0 K: 0 S: 7 H: 1 LOB: 1 BB: 0 P: 10	R: 0 E: 0 K: 2 S: 11 H: 2 LOB: 2 BB: 0 P: 15	R: 3 E: 0 K: 2 S: 14 H: 3 LOB: 0 BB: 0 P: 23	R: 2 E: 0 K: 0 S: 15 H: 4 LOB: 1 BB: 0 P: 23	R: 3 E: 0 K: 0 S: 12 H: 2 LOB: 0 BB: 1 P: 19	R: 0 E: 0 K: 0 S: 5 H: 0 LOB: 0 BB: 0 P: 7	R: 2 E: 1 K: 2 S: 20 H: 2 LOB: 2 BB: 1 P: 33	R: 0 E: 0 K: 1 S: 11 H: 1 LOB: 2 BB: 0 P: 15	1B: 9 2B: 2 3B: 0 HR: 4 SF: 0 SAC: 1 DP: 0 HBP: 1	WP: 0 PB: 0 SB: 0 CS: 1 PA: 45					

TOP

Chicago White Sox @ Cincinnati Reds

Great American Ball Park, Cincinnati, OH

Sat Jun 20 2009, 7:10 PM EDT

Att. 42,234 - Partly Cloudy - 86 F

livebaseballscorecards.com

AB	41
R	10
H	15
RBI	10
BB	2
SO	7
LOB	17

PITCHER		IP	WLS	BF	H	R	ER	SO	BB	IBB	HBP	BLK	WP	HR	S	P	ERA	WHIP
47 Johnny Cueto, R ERA: 2.55	(1, 1)	4.2		23	10	5	5	4	0	0	0	0	0	3	54	82	9.64	2.143
52 Daniel Herrera, L ERA: 2.28	(5, 1)	1.0	L	5	1	2	2	0	1	0	0	0	0	0	12	21	18.00	2.000
40 Nick Masset, R ERA: 1.65	(6, 1)	1.1		5	1	1	1	0	0	0	0	0	0	1	7	9	6.75	0.750
53 Arthur Rhodes, L ERA: 1.82	(8, 1)	0.1		4	1	2	1	1	1	0	0	0	0	0	10	21	27.00	6.000
51 Jared Burton, R ERA: 4.8	(8, 1)	1.2		8	2	0	0	2	0	0	1	0	0	0	21	27	0.00	1.200

PITCHER	IP	WLS	BF	H	R	ER	SO	BB	IBB	HBP	BLK	WP	HR	S	P	ERA	WHIP

BOTTOM

Chicago White Sox @ Cincinnati Reds

Great American Ball Park, Cincinnati, OH

Sat Jun 20 2009, 7:10 PM EDT

Att. 42,234 - Partly Cloudy - 86 F

livebaseballscorecards.com

Batter	1	2	3	4	5	6	7	8	9	AB	R	H	RBI	BB	SO	LOB
3 Willy Taveras, R (1, 8) OBP: 0.277, SLG: 0.282	B C X 1-1 31 S 4 BB 31 E 1B		X FF 90 0-0 E1 15 SF7 1B	C SI 92 F FC 81 F SI 90 B CU 72 B FC 92 B FC 80 X SI 93 3-2 ③ P3		F FF 93 B SL 82 F FC 83 F SL 83 F FF 94 X FC 93 1-2 ③ 2-H 1B		B FF 94 F FF 94 D FO 83 X FF 95 2-1 ① L4		5	2	3	0	0	0	1
15 Jerry Hairston, R (1, 6) OBP: 0.299, SLG: 0.402	1 SAFE L FF 91 1 SAFE X FF 91 0-1 ① F7		X SL 86 0-0 ① SF7 3-H		B FC 87 C FC 88 X FF 92 1-1 E4 31 CS		B FF 93 B FF 92 C FF 92 F FF 93 B FF 94 B FF 92 4-2 4 1B 4 S 26 1B BB	B FF 94 C FF 95 F FF 96 S SL 83 1-3 ② K 1-2		3	1	0	1	1	1	2
4 Brandon Phillips, R (1, 4) OBP: 0.355, SLG: 0.509 9 Danny Richar, L (9, 4)	1 SAFE B FF 90 B CH 82 C FF 91 1 SAFE B CH 82 1 SAFE F FF 91 B FF 92 4-2 31 S 31 S 1-2 BB		C CH 84 X FF 88 0-1 31 S 31 HR 1B		C FC 89 1 SAFE B SI 92 1 SAFE F SI 92 F FF 91 1 SAFE B FC 90 X SL 74 2-2 ① P3		B FF 94 X FF 94 1-0 26 E 26 1B 55 1B 1-3 1B	X FF 95 0-0 ③ G4-3		4	3	2	0	1	0	2
31 Jonny Gomes, R (1, 7) OBP: 0.385, SLG: 0.533 40 Nick Masset, R (6, 1) 26 Wilkin Castillo, S (7, PH) OBP: 0.667, SLG: 0.667 53 Arthur Rhodes, L (8, 1) 51 Jared Burton, R (8, 1) 17 Laynce Nix, L (9, PH) OBP: 0.313, SLG: 0.517	B FF 91 C FF 90 F CH 83 F FF 92 1 SAFE F FF 92 B SL 82 B CH 82 S CH 84 3-3 ② K2-3 1-H 2-H		S FF 92 1 SAFE F FF 94 B FF 96 F FF 95 F SL 84 F FF 94 F CH 85 X CH 86 1-2 1-H HR		1 SAFE B FC 90 S FF 91 1 SAFE F FC 89 1 SAFE B FC 83 1 SAFE 4-2 B FC 81 B FF 92 55 WP 1-2 BB		X FF 95 0-0 E8 55 1B 1-3 3-H 1B		C FF 97 S FF 97 F FF 98 C SL 84 0-3 ① K	2 0 1 0 0 0 1	1 0 0 0 0 0 0	1 0 1 0 0 0 0	2 0 1 0 0 0 0	1 0 0 0 0 0 0	1 0 0 0 0 0 1	0 0 0 0 0 0 0
55 Ramon Hernandez, R (1, 3) OBP: 0.328, SLG: 0.353	C SL 86 C FF 90 B CH 85 S SL 84 1-3 ③ K		B CH 84 X FF 88 1-0 ② P5		B FC 90 C FC 90 B FC 90 C SI 92 B FF 93 B FC 79 4-2 32 FC6 1-2 BB		D FF 97 B FF 96 F FF 95 F FF 96 B FF 96 X FF 96 3-2 23 FC5-4 2-3 3-H 1B		B FF 96 F FF 96 B FC 97 F FF 96 C SL 90 2-3 ② K	4	0	1	1	1	2	0
32 Jay Bruce, L (1, 9) OBP: 0.302, SLG: 0.471		S FF 88 C FF 90 B SL 86 F FF 95 B SL 86 C SI 88 2-3 ① K	S SI 92 S SL 83 B FF 95 X CU 76 1-2 2B		X FC 91 0-0 ③ FC6 1-2f		F FF 95 C FF 96 F FF 96 S SL 86 0-3 ① K		X FF 96 0-0 HR	5	1	2	1	0	2	4
29 Ryan Hanigan, R (1, 2) OBP: 0.415, SLG: 0.402		B FF 94 B SI 92 C FF 91 F FF 94 B SL 85 X FF 95 3-2 1B	B FF 88 C SI 92 X SL 87 1-1 ③ G6-3			C FF 94 C FF 94 X FF 95 0-2 ① G6-3	1 SAFE X FF 97 0-0 ② F8		X FF 97 0-0 1B	5	0	2	0	0	0	3
23 Adam Rosales, R (1, 5) OBP: 0.300, SLG: 0.289		C FF 92 C FF 94 B CH 86 X 1-2 ② L7		B FC 90 C FC 89 B FC 81 B FF 92 C FC 90 X FC 90 3-2 ① F8		B FF 94 X FF 93 1-0 ② G4-3	B FF 96 C FF 96 X FF 96 1-1 ③ FC5-4 1-2f		S SL 90 D FC 92 C SL 90 C SL 84 1-3 ③ K	5	0	0	0	0	1	4
47 Johnny Cueto, R (1, 1) OBP: 0.207, SLG: 0.148 52 Daniel Herrera, L (5, 1) 21 Chris Dickerson, L (6, 7) OBP: 0.380, SLG: 0.386		C FF 92 F FF 92 F FF 95 D CH 86 S SL 83 1-3 ③ K		C FC 90 L FC 90 B FC 80 B FC 91 X FC 90 2-2 ② G3		B FF 94 B FF 94 X FF 92 2-0 3 1B 2B		F FF 94 X FO 84 0-1 15 S 1B		2 0 2	0 0 0	0 0 2	0 0 0	0 0 0	1 0 0	1 0 0
Inning Stats	R: 2 E: 0 K: 2 S: 14 H: 1 LOB: 0 BB: 1 P: 23	R: 0 E: 0 K: 2 S: 14 H: 1 LOB: 1 BB: 0 P: 21	R: 3 E: 1 K: 0 S: 17 H: 4 LOB: 1 BB: 0 P: 21	R: 0 E: 0 K: 0 S: 10 H: 0 LOB: 0 BB: 0 P: 18	R: 0 E: 1 K: 0 S: 12 H: 0 LOB: 2 BB: 2 P: 23	R: 0 E: 0 K: 0 S: 10 H: 2 LOB: 2 BB: 0 P: 14	R: 2 E: 1 K: 1 S: 14 H: 3 LOB: 2 BB: 1 P: 23	R: 0 E: 0 K: 1 S: 8 H: 1 LOB: 1 BB: 0 P: 11	R: 1 E: 0 K: 3 S: 12 H: 2 LOB: 1 BB: 0 P: 15	1B: 10 2B: 2 3B: 0 HR: 2 SF: 1 SAC: 0 DP: 0 HBP: 0						

	AB	39
	R	8
	H	14
	RBI	6
	BB	4
	SO	9
	LOB	17

WP: 1 PA: 44
PB: 0
SB: 6
CS: 1

PITCHER		IP	WLS	BF	H	R	ER	SO	BB	IBB	HBP	BLK	WP	HR	S	P	ERA	WHIP
54 Clayton Richard, L ERA: 4.03	(1, 1)	3.0		16	6	5	3	4	1	0	0	0	0	1	45	65	9.00	2.333
D.J. Carrasco, R ERA: 2.89	(4, 1)	2.0	W	8	0	0	0	0	2	0	0	0	1	0	22	41	0.00	1.000
26 Octavio Dotel, R ERA: 3.33	(6, 1)	1.0	H	6	3	2	1	0	1	0	0	0	0	0	13	22	9.00	4.000
37 Matt Thornton, L ERA: 2.05	(7, 1)	1.0	H	5	2	0	0	1	0	0	0	0	0	0	11	15	0.00	2.000
71 Scott Linebrink, R ERA: 2.16	(8, 1)	1.0	H	4	1	0	0	1	0	0	0	0	0	0	8	11	0.00	1.000

PITCHER		IP	WLS	BF	H	R	ER	SO	BB	IBB	HBP	BLK	WP	HR	S	P	ERA	WHIP
45 Bobby Jenks, R ERA: 3.75	(9, 1)	1.0	S	5	2	1	1	3	0	0	0	0	0	1	12	15	9.00	2.000

Batter	1	2	3	4	5	6	7	8	9	AB	R	H	RBI	BB	SO	LOB
22 Scott Podsednik, L (1, 7) OBP: 0.372, SLG: 0.412	C FF 89 C B FF 92 X FF 92 1-2 10 1B 12 1B 1B	B CU 74 S FF 92 B FF 93 F FF 93 S SL 82 2-3 ② K			C CU 72 B CH 82 B CU 71 F FF 92 X FF 91 2-2 12 G5-3 14 1B 1B		C CU 72 B CU 72 X FF 91 1-1 ② F9		B SL 78 C SL 78 B SL 77 B SL 76 C SI 85 X SC 69 3-2 ③ G6-3	5	2	2	0	0	1	3
10 Alexei Ramirez, R (1, 6) OBP: 0.310, SLG: 0.387	P PO 84 X FF 91 1-0 12 1B 14 G6-3 1-2 1B	S SL 81 F SL 81 X SL 81 0-2 ③ G5-3			1 SAFE B FF 93 1 SAFE B FF 89 X FF 91 2-0 ① L8		B SL 83 X SL 82 1-0 ③ L7			4	1	1	0	0	0	3
12 A.J. Pierzynski, L (1, 2) OBP: 0.327, SLG: 0.441	B FF 92 B FF 92 X FF 92 2-0 14 G6-3 1-3 2-H 1B	X CU 73 0-0 ① G3			1 SAFE F FF 93 B FF 92 1 SAFE B FF 93 F FF 93 X FF 93 2-2 ② G5-3 1-2			X FF 96 0-0 ① F9		4	0	1	1	0	0	1
14 Paul Konerko, R (1, 3) OBP: 0.337, SLG: 0.461	X FF 92 0-0 ① ② G6-3 1-2f 3-H	C SL 81 F SL 79 F SL 80 S SL 83 0-3 ② K			B SL 84 B SL 82 C SL 83 X FF 92 2-1 2-H 1B			B FF 97 X FF 95 1-0 ② G5-3		4	0	1	1	0	1	1
32 Brian Anderson, R (1, 8) OBP: 0.341, SLG: 0.333	C FF 91 B FF 91 X SL 82 1-1 2B	B FF 91 C SL 83 B SL 83 F FF 91 B SL 84 F FF 93 C FF 93 3-3 ③ K			B SL 82 C SL 81 F FF 92 S SL 83 1-3 ③ K			X FF 97 0-0 ③ G5-3		4	0	1	0	0	2	1
17 Chris Getz, L (1, 4) OBP: 0.306, SLG: 0.340	C FF 91 C FF 91 B FF 92 S FF 92 1-3 ③ K			X FF 90 0-0 ① B2-3		C FF 90 X FF 90 0-1 ① L9			C FS 89 F SL 83 F FF 96 F SL 86 X FF 97 0-2 ① G4-3	4	0	0	0	0	1	1
15 Gordon Beckham, R (1, 5) OBP: 0.305, SLG: 0.314		X FF 89 0-0 31 WP 2B		C CU 73 X SL 80 0-1 1B		C CU 73 F SL 82 B FF 92 S FF 92 1-3 ② K			B FF 97 S FC 91 C FF 96 B FF 93 B SL 86 B FF 94 4-2 31 2B BB	3	1	2	0	1	1	0
31 Dewayne Wise, L (1, 9) OBP: 0.218, SLG: 0.212		C CU 71 F FF 90 F FF 91 B FF 92 H SL 82 2-2 56 SH1-4 2-3 HBP		S CU 53 S FF 92 B X FF 92 1-2 ② P5		F SL 82 B SL 82 B FF 92 X FF 92 2-1 ③ F8			X FF 96 0-0 25 G6-3 1-H 2B	3	0	1	1	0	0	1
56 Mark Buehrle, L (1, 1) OBP: 0.250, SLG: 1.000 71 Scott Linebrink, R (8, 1) 25 Jim Thome, L (9, PH) OBP: 0.395, SLG: 0.506 45 Bobby Jenks, R (9, 1)		B FF 91 X FF 91 1-0 ① SH1-4 1-2		F FF 91 S FF 92 B FF 93 F FF 92 B FF 93 S FF 92 2-3 ③ K			S FF 88 C FF 89 X FF 91 0-2 ① G1-3		C SI 85 B SI 85 X SC 68 1-1 ② G6-3 2-3	2 0 1 0	0 0 0 0	0 0 0 0	0 0 0 0	0 0 0 0	1 0 0 0	1 0 1 0
Inning Stats	R: 2 E: 0 K: 1 S: 12 H: 4 LOB: 1 BB: 0 P: 17	R: 0 E: 0 K: 1 S: 11 H: 1 LOB: 2 BB: 0 P: 16	R: 0 E: 0 K: 2 S: 9 H: 0 LOB: 0 BB: 0 P: 12	R: 0 E: 0 K: 1 S: 10 H: 1 LOB: 1 BB: 0 P: 13	R: 1 E: 0 K: 1 S: 12 H: 2 LOB: 1 BB: 0 P: 21	R: 0 E: 0 K: 1 S: 7 H: 0 LOB: 0 BB: 0 P: 10	R: 0 E: 0 K: 0 S: 6 H: 0 LOB: 0 BB: 0 P: 8	R: 0 E: 0 K: 0 S: 3 H: 0 LOB: 0 BB: 0 P: 4	R: 1 E: 0 K: 0 S: 13 H: 1 LOB: 1 BB: 1 P: 21	1B: 6 2B: 3 3B: 0 HR: 0 SF: 0 SAC: 1 DP: 1 HBP: 1						

PITCHER		IP	WLS	BF	H	R	ER	SO	BB	IBB	HBP	BLK	WP	HR	S	P	ERA	WHIP
39 Aaron Harang, R ERA: 3.66	(1, 1)	7.0	L	29	8	3	3	7	0	0	1	0	1	0	67	97	3.86	1.143
40 Nick Masset, R ERA: 1.88	(8, 1)	1.1		6	1	1	1	0	1	0	0	0	0	0	11	16	6.75	1.500
52 Daniel Herrera, L ERA: 2.22	(9, 1)	0.2		2	0	0	0	0	0	0	0	0	0	0	5	9	0.00	0.000

PITCHER	IP	WLS	BF	H	R	ER	SO	BB	IBB	HBP	BLK	WP	HR	S	P	ERA	WHIP

TOP

Chicago White Sox @ Cincinnati Reds

Great American Ball Park, Cincinnati, OH

Sun Jun 21 2009, 1:10 PM EDT
Att. 32,786 - Partly Cloudy - 86 F

livebaseballscorecards.com

AB	34
R	4
H	9
RBI	3
BB	1
SO	7
LOB	13

WP: 1 PA: 37
PB: 0
SB: 0
CS: 0

BOTTOM

Chicago White Sox @ Cincinnati Reds

Great American Ball Park, Cincinnati, OH

Sun Jun 21 2009, 1:10 PM EDT

Att. 32,786 - Partly Cloudy - 86 F

livebaseballscorecards.com

Batter	1	2	3	4	5	6	7	8	9	AB	R	H	RBI	BB	SO	LOB
3 Willy Taveras, R (1, 8) OBP: 0.274, SLG: 0.278 21 Chris Dickerson, L (8, PH) OBP: 0.384, SLG: 0.391 (9, 8)	C FF 83 F SI 84 F FF 85 S CH 78 0-3 ① **K**		C SI 82 L FF 82 B FF 86 B CH 77 F SI 86 F FF 81 B CU 69 F CH 80 F CH 79 3-3 ② **K**		L CH 80 B FC 80 S CH 77 B FF 86 F FF 81 B FF 86 X FF 85 3-2 ③ **G5-3**			C FF 94 X FF 94 0-1 4 WP 15 S 4 SF9 1B		3 0 0 0 0 2 1 1 1 1 0 0 0 0					
15 Jerry Hairston, R (1, 6) OBP: 0.303, SLG: 0.401	C SI 83 X SI 83 0-1 ② **F9**		B CU 69 F SI 85 X FF 87 1-1 **1B**			X FF 82 0-0 ① **B1-3**		S FF 95 F FO 84 B FF 96 F SL 83 D FF 97 1 SAFE F FF 96 F FO 85 B FF 96 4-2 55 L6-4 31 HBP **1-2** BB		3 0 1 0 1 0 0					
4 Brandon Phillips, R (1, 4) OBP: 0.350, SLG: 0.502	X SI 84 0-0 ③ **F7**		C SI 84 X CH 80 0-1 ③ **F9**			B SI 84 C FF 81 F CH 80 X CH 78 1-2 ② **G4-3**		C FF 94 B FO 85 1 SAFE B FF 95 X FF 94 2-1 ① **SF9** **2-H**		3 0 0 1 0 0 1					
31 Jonny Gomes, R (1, 7) OBP: 0.411, SLG: 0.563		B SI 82 B SI 83 C CH 81 B CH 78 C SI 85 X CH 79 3-2 55 G6-3 **2B**		S SI 84 B SI 84 X SI 84 1-1 ① **F8**		S SI 86 C CU 68 B FF 87 X 1-2 55 FC4-6 **1B**		B FF 94 C FF 94 D FF 95 H FF 96 3-1 **1-2** HBP		3 0 2 0 0 0 0					
55 Ramon Hernandez, R (1, 3) OBP: 0.323, SLG: 0.347		X FF 82 0-0 ① **G6-3** **2-3**		B SI 86 X SI 85 1-0 ② **G5-3**		B SI 86 F SI 86 F FC 81 1 SAFE B SI 86 X CH 79 2-2 ③ **FC4-6** **1-2f**		B FF 95 X FF 94 1-0 ②③ **L6-4** **2-2**		4 0 0 0 0 0 4					
32 Jay Bruce, L (1, 9) OBP: 0.305, SLG: 0.469		B SI 86 C SI 86 B FF 82 D FC 80 F SI 86 B FC 81 4-2 **BB**		S SI 85 B CU 72 B CU 71 B FC 76 F SI 86 X CH 79 3-2 ③ **G4-3**			B SI 84 C SI 85 X SI 85 1-1 23 B5-3 **1B**		B FF 95 F FF 95 B FC 93 X FF 96 2-1 ① **G3**	3 0 1 0 1 0 0						
29 Ryan Hanigan, R (1, 2) OBP: 0.411, SLG: 0.397		C FF 82 B CH 78 B FF 83 1 SAFE X FF 82 2-1 ② **F9**		B CH 81 B FF 85 C FF 84 B CH 78 C FF 83 F FF 85 X FF 85 3-2 23 FC5-4 **1B**			B SI 85 B FC 82 B SI 86 C FF 85 C SI 86 X FF 81 3-2 ① **F7**		X FF 95 0-0 ② **G4-3**	4 0 1 0 0 0 3						
23 Adam Rosales, R (1, 5) OBP: 0.294, SLG: 0.282 9 Danny Richar, L (9, PH)		C FF 87 B FF 83 B CH 79 C FC 81 X FF 87 2-2 ③ **P6**		B SI 83 X FF 82 1-0 ① **FC5-4** 39 FC1-6 **1-2f**			X SI 86 0-0 ② **B5-3** **1-2**		C FF 95 X FF 94 0-1 ③ **G4-3**	3 0 0 0 0 0 4 1 0 0 0 0 0 0						
39 Aaron Harang, R (1, 1) OBP: 0.167, SLG: 0.172 33 Micah Owings, R (7, PH) OBP: 0.282, SLG: 0.553 40 Nick Masset, R (8, 1) 52 Daniel Herrera, L (9, 1)			C SI 83 X CU 69 0-1 ① **G5-3**		X FC 80 0-0 ② **FC1-6** **1-2f**		F FF 82 S CH 78 B FF 87 F CH 78 S CH 78 1-3 ③ **K**			2 0 0 0 0 0 1 1 0 0 0 0 1 1 0 0 0 0 0 0 0 0 0 0 0 0 0 0						
Inning Stats	R: 0 H: 0 E: 0 LOB: 0 K: 1 BB: 0 S: 7 P: 7	R: 0 H: 1 E: 0 LOB: 2 K: 0 BB: 1 S: 11 P: 22	R: 0 H: 1 E: 0 LOB: 1 K: 1 BB: 0 S: 13 P: 17	R: 0 H: 0 E: 0 LOB: 0 K: 0 BB: 0 S: 6 P: 11	R: 0 H: 1 E: 0 LOB: 1 K: 0 BB: 0 S: 10 P: 17	R: 0 H: 1 E: 0 LOB: 1 K: 0 BB: 0 S: 10 P: 14	R: 0 H: 1 E: 0 LOB: 1 K: 1 BB: 0 S: 10 P: 15	R: 1 H: 1 E: 0 LOB: 1 K: 0 BB: 1 S: 13 P: 23	R: 0 H: 0 E: 0 LOB: 0 K: 0 BB: 0 S: 5 P: 7	1B: 5 SF: 1 2B: 2 SAC: 0 3B: 0 DP: 1 HR: 0 HBP: 1						

AB	31
R	1
H	6
RBI	1
BB	2
SO	3
LOB	15

PITCHER		IP	WLS	BF	H	R	ER	SO	BB	IBB	HBP	BLK	WP	HR	S	P	ERA	WHIP
56 Mark Buehrle, L ERA: 3.17	(1, 1)	7.0	W	27	5	0	0	3	1	0	0	0	0	0	67	103	0.00	0.857
71 Scott Linebrink, R ERA: 2.42	(8, 1)	1.0	H	5	1	1	1	0	1	0	1	0	1	0	13	23	9.00	2.000
45 Bobby Jenks, R ERA: 3.6	(9, 1)	1.0	S	3	0	0	0	0	0	0	0	0	0	0	5	7	0.00	0.000

PITCHER	IP	WLS	BF	H	R	ER	SO	BB	IBB	HBP	BLK	WP	HR	S	P	ERA	WHIP

Batter	1	2	3	4	5	6	7	8	9	AB	R	H	RBI	BB	SO	LOB
3 Willy Taveras, R (1, 8) OBP: 0.269, SLG: 0.273 9 Danny Richar, L (9, PH)	C SI 87 B SI 89 B FF 89 F SI 89 C FF 90 2-3 ① K		T FF 89 1 SAFE C SI 89 X CH 85 0-2 ③ FC6-4 1-2f			C SI 88 B SL 86 B SI 88 F SI 88 F CH 84 F SI 88 F SL 88 T CH 83 2-2 ① K	C SI 90 X SI 89 0-1 ③ F9		D FF 95 F FF 95 F FF 95 X CH 87 1-2 ③ G4-3	4 1	0 0	0 0	0 0	0 0	2 0	1 1
15 Jerry Hairston, R (1, 6) OBP: 0.306, SLG: 0.400	B SI 90 F FF 89 B SL 88 B SI 90 C SI 88 F SI 90 S FF 90 3-3 ② K			X SI 87 0-0 4 G4-3 19 1B 1B		S CH 83 B CH 83 S CH 82 B CH 85 F FF 89 X FF 89 2-2 ② F9		B SI 97 F SI 97 B SI 97 B SI 96 B SI 96 4-1 19 G6-3 19 S 4 G3-1 BB		3	1	1	0	1	1	0
19 Joey Votto, L (1, 3) OBP: 0.458, SLG: 0.615	F FF 90 B CU 81 C SI 89 F CH 84 F SL 89 B CH 85 S CH 83 2-3 ③ K			X SL 87 0-0 4 G4-3 1-2 1B		B CH 83 S CH 82 B FF 88 C CH 82 S CH 83 2-3 ③ K		C SI 98 B FS 87 X FS 86 1-1 ① G6-3 1-3		4	0	1	0	0	2	1
4 Brandon Phillips, R (1, 4) OBP: 0.348, SLG: 0.498		C SL 86 F SL 88 X CH 84 0-2 ① G5-3		F CH 82 S CH 84 B FF 90 F CH 84 F SL 88 F SL 88 X CH 84 1-2 ① ② G4-3 1-2f 2-3			C SI 88 B CH 82 B SL 79 X SI 89 2-1 55 BB 31 BB 32 2B 1B	X SI 97 0-0 ② G3-1 3-H		4	1	1	1	0	0	2
31 Jonny Gomes, R (1, 10) OBP: 0.433, SLG: 0.551		C SL 88 B CH 83 X CH 82 1-1 ② G6-3		B CH 84 S CH 82 D CH 85 B SL 88 C CH 82 F CH 83 B FF 90 4-2 BB			B SL 79 B SI 88 1 SAFE B SI 86 C SI 88 B SI 88 4-1 55 BB 32 2B 1-2 BB	H FS 85 1-0 HBP		1	1	0	0	2	0	0
55 Ramon Hernandez, R (1, 2) OBP: 0.321, SLG: 0.342		B SI 90 S CH 82 F SL 87 B SI 90 B CH 84 X CH 84 3-2 ③ G6-3		C SL 89 X SL 88 0-1 ③ P4			C SI 87 B SL 80 B SL 79 C SI 88 F SI 88 B SL 80 F SI 88 B SI 89 4-2 32 2B 23 SF9 1-2 2-3 BB	C SI 96 X SI 97 0-1 ③ F9		3	1	0	0	1	0	3
32 Jay Bruce, L (1, 9) OBP: 0.304, SLG: 0.469			X SI 88 0-0 ① P4		C SI 88 S CH 82 B CH 83 X FF 88 1-2 ① P6		C SL 81 X SL 80 0-1 23 SF9 21 SF8 1-3 2-H 3-H 2B		F FF 94 X SL 86 0-1 ① F9	4	1	1	2	0	0	0
23 Adam Rosales, R (1, 5) OBP: 0.288, SLG: 0.278 17 Laynce Nix, L (9, PH) OBP: 0.311, SLG: 0.513			B SI 88 B SI 88 F SI 88 X SI 89 2-1 ② G6-3		B CH 81 C CH 81 B SL 87 S CH 82 S CH 84 2-3 ② K		C SI 90 F SI 89 F SL 84 F SI 90 X SI 90 0-2 ① SF9 2-3 3-H		C FF 94 S CH 88 B CH 88 F CH 87 F FF 95 C 1-3 ② K	2 1	0 0	0 0	1 0	0 0	1 1	0 0
21 Chris Dickerson, L (1, 7) OBP: 0.387, SLG: 0.397			X FF 89 0-0 3 FC6-4 1B		C CU 78 S CH 83 B CH 84 C CU 79 1-3 ③ K		D SL 82 S SL 81 X SL 82 1-1 ② SF8 3-H		X FF 96 0-0 1B	3	0	2	1	0	1	0
Inning Stats	R: 0 E: 0 K: 3 S: 12 H: 0 LOB: 0 BB: 0 P: 19	R: 0 E: 0 K: 0 S: 8 H: 0 LOB: 0 BB: 0 P: 12	R: 0 E: 0 K: 0 S: 7 H: 1 LOB: 1 BB: 0 P: 9	R: 0 E: 0 K: 0 S: 13 H: 2 LOB: 2 BB: 1 P: 18	R: 0 E: 0 K: 2 S: 9 H: 0 LOB: 0 BB: 0 P: 13	R: 0 E: 0 K: 2 S: 13 H: 0 LOB: 0 BB: 0 P: 19	R: 4 E: 0 K: 0 S: 19 H: 2 LOB: 0 BB: 2 P: 30	R: 1 E: 0 K: 0 S: 6 H: 0 LOB: 1 BB: 1 P: 12	R: 0 E: 0 K: 1 S: 11 H: 1 LOB: 1 BB: 0 P: 13	1B: 5 2B: 1 3B: 0 HR: 0 SF: 2 SAC: 0 DP: 1 HBP: 1						WP: 0 PB: 0 SB: 1 CS: 0 PA: 37	

PITCHER	IP	WLS	BF	H	R	ER	SO	BB	IBB	HBP	BLK	WP	HR	S	P	ERA	WHIP
56 Brian Tallet, L (1, 1) ERA: 4.36	6.0	W	21	3	0	0	7	1	0	0	0	0	0	62	90	0.00	0.667
57 Shawn Camp, R (7, 1) ERA: 4.34	0.0		3	1	3	3	0	2	0	0	0	0	0	7	17	∞	∞
39 Jesse Carlson, L (7, 1) ERA: 5.29	1.0		4	1	1	1	0	0	0	0	0	0	0	12	13	9.00	1.000
22 Brandon League, R (8, 1) ERA: 5.85	1.0	H	5	0	1	1	0	1	0	1	0	0	0	6	12	9.00	1.000
54 Jason Frasor, R (9, 1) ERA: 2.1	1.0	S	4	1	0	0	1	0	0	0	0	0	0	11	13	0.00	1.000

PITCHER	IP	WLS	BF	H	R	ER	SO	BB	IBB	HBP	BLK	WP	HR	S	P	ERA	WHIP

TOP

Cincinnati Reds @ Toronto Blue Jays

Rogers Centre, Toronto, ON

Tue Jun 23 2009, 7:07 PM EDT

Att. 30,351 - Clear - 73 F

livebaseballscorecards.com

AB	30
R	5
H	6
RBI	5
BB	4
SO	8
LOB	8

Batter	1	2	3	4	5	6	7	8	9	AB	R	H	RBI	BB	SO	LOB
19 Marco Scutaro, R (1, 6) OBP: 0.397, SLG: 0.438	C FF 90 B FF 84 F SI 89 B FF 91 B SI 91 F SI 90 F SI 90 X FF 90 3-2 L5	C SL 82 ① B SI 90 B CH 78 T CH 79 F FF 90 X FF 89 2-2 ③ P3		B SL 83 X FF 90 1-0 ③ F9		C CH 78 T CH 78 B FF 88 F FF 90 B CH 79 X CH 79 2-2 1-H HR		B SL 83 C SL 80 B SL 81 C FF 90 T CH 88 2-2 ② K		5	1	1	2	0	1	2
2 Aaron Hill, R (1, 4) OBP: 0.340, SLG: 0.479	C FF 90 B SI 91 X SI 90 1-1 ② F8		B SL 83 F FF 89 X SI 89 1-1 33 1B 26 1B 2B		X CH 79 0-0 10 F8 1B	F FF 93 X SL 80 0-1 ③ G5-3		F SL 81 F FF 90 B CH 88 F CH 87 X FF 91 1-2 ③ P3		5	1	2	0	0	0	0
10 Vernon Wells, R (1, 8) OBP: 0.303, SLG: 0.384	F FF 91 C SI 91 S FF 88 0-3 ③ K		S CH 80 X SI 91 0-1 ① F9		B SI 88 1 SAFE B CH 78 X SI 89 2-0 ① F8 1-2		X FF 92 0-0 33 S 26 1B 2B			4	1	1	0	0	1	2
33 Scott Rolen, R (1, 5) OBP: 0.396, SLG: 0.485		C FF 90 F FC 83 X FF 89 0-2 HR	C SI 90 B FF 91 X SI 81 1-1 26 1B 2-3 1B		F FF 89 X FF 87 0-1 ② L8		B FF 93 C SL 82 B SL 83 B FF 93 F FF 95 X SL 82 3-2 ① L6 2-3			4	1	2	1	0	0	2
26 Adam Lind, L (1, 10) OBP: 0.381, SLG: 0.540		B FF 90 C CH 79 B SI 90 X FF 90 2-1 ① G1-5-3	B CH 80 S FF 88 B CH 79 B FF 89 X CH 78 3-1 15 G5-4-3 1-3 3-H 1B		B CH 78 B FF 88 B CH 78 I IN 73 4-0 IBB		B SC 67 C SL 76 F SC 68 X SI 86 1-2 35 1B 3-H 1B			3	0	2	2	1	0	0
15 Alex Rios, R (1, 9) OBP: 0.330, SLG: 0.444		C FF 90 S FF 87 X SI 91 0-2 20 S 35 S 20 E 1B	C SL 82 X FF 87 0-1 ② ③ G5-4-3 1-2f		C SI 90 F CH 78 X FF 87 0-2 ③ P4		C SI 85 F SC 68 X SC 66 0-2 ② P4			4	1	1	0	0	0	5
35 Lyle Overbay, L (1, 3) OBP: 0.401, SLG: 0.537	1 SAFE C FF 89 F FF 90 B FF 88 B CH 76 B CH 80 B CH 78 4-2 8 FC3-6 20 E 1-2 BB		C CH 77 C SL 80 B FF 87 B CH 77 X FF 88 2-2 ① F7			B CH 77 S CH 79 F FF 86 B SL 82 X FF 89 2-2 ① G3-1	C SL 76 B CH 76 X SL 75 1-1 1-2 1B			3	0	1	0	1	0	0
20 Rod Barajas, R (1, 2) OBP: 0.311, SLG: 0.439		C FC 83 X FF 83 0-1 E6 8 FC3-6 1-2 2-H	S FF 88 B SL 82 X SL 83 1-1 HR			X SI 90 0-0 19 HR 1B	S SL 82 B FF 91 S FF 90 B FF 91 S SL 81 2-3 ③ K			4	2	2	2	0	1	3
8 Russ Adams, L (1, 7) OBP: 0.200, SLG: 0.200		B SI 89 B SL 80 C FF 90 S FF 88 B FF 90 F SI 90 X FF 89 3-2 ② FC3-6 1-2f 2-3	X CH 79 0-0 ② G3-1			C FF 89 B FF 89 D FF 83 D CH 80 F FF 89 X FF 89 3-2 ② P4		C FF 89 B FC 89 S CH 87 F CH 88 X FF 91 1-2 ① P5		4	0	0	0	0	0	3
Inning Stats	R: 0 E: 0 K: 1 S: 10 H: 0 LOB: 0 BB: 0 P: 14	R: 2 E: 1 K: 0 S: 20 H: 2 LOB: 2 BB: 1 P: 31	R: 1 E: 0 K: 0 S: 10 H: 3 LOB: 1 BB: 0 P: 15	R: 1 E: 0 K: 0 S: 7 H: 1 LOB: 0 BB: 0 P: 11	R: 0 E: 0 K: 0 S: 7 H: 1 LOB: 2 BB: 1 P: 13	R: 2 E: 0 K: 0 S: 13 H: 2 LOB: 0 BB: 0 P: 20	R: 1 E: 0 K: 1 S: 15 H: 3 LOB: 2 BB: 0 P: 22	R: 0 E: 0 K: 1 S: 11 H: 0 LOB: 0 BB: 0 P: 15		1B: 7 2B: 2 3B: 0 HR: 3 SF: 0 SAC: 0 DP: 1 HBP: 0				WP: 0 PB: 0 SB: 3 CS: 0 PA: 38		

BOTTOM

Cincinnati Reds @ Toronto Blue Jays

Rogers Centre, Toronto, ON

Tue Jun 23 2009, 7:07 PM EDT

Att. 30,351 - Clear - 73 F

livebaseballscorecards.com

AB	36
R	7
H	12
RBI	7
BB	2
SO	3
LOB	17

PITCHER		IP	WLS	BF	H	R	ER	SO	BB	IBB	HBP	BLK	WP	HR	S	P	ERA	WHIP
33 Micah Owings, R ERA: 4.87	(1, 1)	5.2	L	28	9	6	6	1	1	1	0	0	0	3	65	102	9.53	1.765
46 Carlos Fisher, R ERA: 3.97	(6, 1)	0.2		3	1	1	1	0	0	0	0	0	0	0	6	9	13.50	1.500
52 Daniel Herrera, L ERA: 2.2	(7, 1)	0.1		3	2	0	0	0	0	0	0	0	0	0	8	10	0.00	6.000
51 Jared Burton, R ERA: 4.6	(7, 1)	1.1		4	0	0	0	2	0	0	0	0	0	0	14	20	0.00	0.000

PITCHER	IP	WLS	BF	H	R	ER	SO	BB	IBB	HBP	BLK	WP	HR	S	P	ERA	WHIP

Batter	1	2	3	4	5	6	7	8	9	AB	R	H	RBI	BB	SO	LOB
21 Chris Dickerson, L (1, 8) OBP: 0.383, SLG: 0.388	L FF 92 B SL 85 B SL 84 X SI 92 2-1 ① P6		C SI 91 B CH 82 S SL 84 B CU 77 B FF 93 B SL 86 4-2 15 WP 15 1B BB		B SL 83 S SL 83 B CU 75 X FF 89 2-1 ③ G4-3			B SL 83 F SL 83 C SI 92 S CU 76 1-3 ① K		3	1	0	0	1	1	2
15 Jerry Hairston, R (1, 6) OBP: 0.305, SLG: 0.397	C FF 92 B FF 92 C SL 84 X CU 78 1-2 ② F9		B SL 83 F FF 91 F FF 92 1 SAFE B SL 82 F FF 92 F CH 82 B CU 76 X FF 91 1-H 3-2 19 WP 1B			C FF 91 X CU 75 0-1 ① F8		C SL 83 B FF 90 F FF 91 B SL 83 F SL 83 X CU 74 2-2 ② L5		4	0	1	1	0	0	2
19 Joey Votto, L (1, 3) OBP: 0.453, SLG: 0.602	S SI 93 B SL 86 B FF 91 B SL 86 C FF 92 B FF 93 4-2 BB		F SL 83 S SI 91 1 SAFE F SI 91 B SL 85 S SL 85 1-3 ② K 1-2			B SL 83 X SI 91 1-0 ② L8		B CU 84 D SL 84 F SI 92 B CH 78 X SI 91 3-1 ③ G6-3		3	0	0	0	1	1	3
4 Brandon Phillips, R (1, 4) OBP: 0.343, SLG: 0.489	X SL 85 0-0 ③ P4		C FF 92 B FF 93 F FF 94 F CU 78 B FF 93 S CU 79 2-3 ③ K			B FF 91 F FF 92 B FF 90 X FF 90 2-1 ③ G5-3			B FF 90 B FF 90 C FF 90 B FF 90 X FF 90 3-1 ① F7	4	0	0	0	0	1	2
17 Laynce Nix, L (1, 7) OBP: 0.304, SLG: 0.500		C SI 89 F CH 82 F FF 92 F CU 77 B SL 85 B CU 77 F SL 86 X FF 92 2-2 ① G6-3		X SL 85 0-0 ① F8			B CU 73 B SI 90 F FF 92 F SI 90 B SL 84 F FF 91 X FF 90 3-2 ① F8		X SI 92 0-0 ② G6-3	4	0	0	0	0	0	0
31 Jonny Gomes, R (1, 10) OBP: 0.438, SLG: 0.604		F FF 93 B FF 92 S FF 93 B FF 92 X SL 85 2-2 HR		B FF 90 B FF 90 F FF 92 F FF 92 T FF 93 2-2 ② K			X FF 91 0-0 ② G1-3		C FF 90 B FF 90 B FF 90 B FF 90 F FF 90 X FF 92 3-2 32 DI 1B	4	1	2	1	0	1	0
32 Jay Bruce, L (1, 9) OBP: 0.300, SLG: 0.462		B FF 91 F SL 84 B FF 92 B FF 93 X FF 93 3-1 ② G4-3		C CU 74 F SI 92 B CU 75 X CU 77 1-2 ③ G4-3			F CU 78 B FF 90 B FF 90 F FF 89 X CU 78 2-2 ③ G4-3		C SI 90 B SI 90 D CH 80 X SI 92 2-1 ③ G6-3 1-2	4	0	0	0	0	0	1
55 Ramon Hernandez, R (1, 2) OBP: 0.322, SLG: 0.339		B SL 86 F FF 93 F FF 92 B FF 93 B CU 78 F SL 85 X FF 92 3-2 ③ F8			X FF 90 0-0 ① P5			C SL 82 B CH 83 B FF 91 B FF 89 B FF 89 4-1 9 1B BB		2	0	0	0	1	0	0
9 Danny Richar, L (1, 5) OBP: 0.200, SLG: 0.200			X SI 91 0-0 ① P5		C SI 91 X CU 74 0-1 ② G4-3			C SI 90 S CH 77 F CH 76 B FF 90 F SL 84 X FF 91 1-2 1-2 1B		3	0	1	0	0	0	0
Inning Stats	R: 0 E: 0 K: 0 S: 8 H: 0 LOB: 1 BB: 1 P: 15	R: 1 E: 0 K: 0 S: 15 H: 1 LOB: 0 BB: 0 P: 25	R: 1 E: 0 K: 2 S: 16 H: 1 LOB: 1 BB: 1 P: 26	R: 0 E: 0 K: 1 S: 7 H: 0 LOB: 0 BB: 0 P: 10	R: 0 E: 0 K: 0 S: 5 H: 0 LOB: 0 BB: 0 P: 7	R: 0 E: 0 K: 0 S: 5 H: 0 LOB: 0 BB: 0 P: 8	R: 0 E: 0 K: 0 S: 8 H: 0 LOB: 0 BB: 0 P: 13	R: 0 E: 0 K: 1 S: 15 H: 1 LOB: 2 BB: 1 P: 26	R: 0 E: 0 K: 0 S: 8 H: 1 LOB: 1 BB: 0 P: 16	1B: 3 2B: 0 3B: 0 HR: 1 SF: 0 SAC: 0 DP: 0 HBP: 0						

PITCHER		IP	WLS	BF	H	R	ER	SO	BB	IBB	HBP	BLK	WP	HR	S	P	ERA	WHIP
48 Scott Richmond, R ERA: 3.68	(1, 1)	7.0	W	25	2	2	2	3	2	0	0	0	2	1	64	104	2.57	0.571
58 Dirk Hayhurst, R ERA: 1.0	(8, 1)	2.0		9	2	0	0	1	1	0	0	0	0	0	23	42	0.00	1.500

PITCHER	IP	WLS	BF	H	R	ER	SO	BB	IBB	HBP	BLK	WP	HR	S	P	ERA	WHIP

TOP

Cincinnati Reds @ Toronto Blue Jays

Rogers Centre, Toronto, ON

Wed Jun 24 2009, 7:07 PM EDT

Att. 15,409 - Clear - 80 F

livebaseballscorecards.com

AB	31
R	2
H	4
RBI	2
BB	3
SO	4
LOB	10

WP: 2 PA: 34
PB: 0
SB: 0
CS: 0

BOTTOM

Cincinnati Reds @ Toronto Blue Jays

Rogers Centre, Toronto, ON

Wed Jun 24 2009, 7:07 PM EDT

Att. 15,409 - Clear - 80 F

livebaseballscorecards.com

Batter	1	2	3	4	5	6	7	8	9	AB	R	H	RBI	BB	SO	LOB
19 Marco Scutaro, R (1, 6) OBP: 0.397, SLG: 0.438	C CH 76 T FF 88 B SI 88 F SL 78 F SI 90 B SI 91 B FF 90 B SI 90 4-2 2 HR BB	C SL 73 F SI 90 X SI 90 0-2 10 2B 2B		S CH 81 X SI 88 0-1 ① FC6-4 10 E 2 BB 33 FC6-4 1-2f	B SI 95 C SL 88 C SL 87 X FF 95 1-2 ② ③ G4-3 1-2f			X FF 94 0-0 ① F8		4	3	1	0	1	0	4
2 Aaron Hill, R (1, 4) OBP: 0.344, SLG: 0.489	X SL 75 0-0 1-H HR	B SL 74 F SI 90 X CH 83 1-1 ② G1-3		B CH 77 B SI 84 B CH 83 C FF 88 F CH 82 B SI 88 4-2 33 FC6-4 10 E 1-2 BB		C FF 95 F FF 95 C FF 96 0-3 ① K		B SL 85 C SL 82 B FF 93 X SL 81 2-1 1-H 33 BB 1B		4	1	2	3	1	1	1
10 Vernon Wells, R (1, 8) OBP: 0.308, SLG: 0.399	X SI 88 0-0 HR	D SI 90 B SI 89 2 SAFE F SI 90 F SL 77 B SI 90 F CH 83 X CH 81 3-2 2-H 2B		B CH 83 B SI 88 X SI 89 2-0 FC5 33 FC6-4 1-2 2-3		B SL 88 S SL 88 B SI 94 B SL 88 B SI 94 4-1 33 G6-3 BB		C SL 85 C FF 95 F FF 95 S FF 94 0-3 ② K		4	1	2	2	1	1	3
33 Scott Rolen, R (1, 5) OBP: 0.396, SLG: 0.481	C CH 78 B SL 76 X CU 70 1-1 26 HR 1B	S SL 77 B SI 90 B SI 89 B SI 90 X CH 78 3-1 ③ G6-3		F SI 88 X SL 76 0-1 ② FC6-4 26 BB 1-2f 2-3 3-H		C SL 87 D SL 87 X FF 94 1-1 ② G6-3 1-2		B FF 95 B SL 84 S SL 83 B FF 95 S SI 95 F FF 95 B SL 81 4-2 1-2 BB		4	1	1	1	1	0	4
26 Adam Lind, L (1, 7) OBP: 0.385, SLG: 0.554	B SI 87 B SI 89 C CU 70 B CH 81 X SI 88 3-1 1-H HR	C CH 78 B SI 88 F SL 76 B FF 89 X SI 83 2-2 15 G4-3 2B		B SI 88 B CH 81 B CH 81 B CH 82 4-0 1-2 BB		C FF 95 X SL 88 0-1 ③ G3-1		C SL 83 B SI 93 X FF 93 1-1 ③ F9		4	1	2	2	1	0	3
15 Alex Rios, R (1, 9) OBP: 0.326, SLG: 0.438	B CH 78 F SI 89 X SI 87 1-1 ① G6-3	C CU 67 B CH 80 F CH 80 B SI 89 X SL 76 2-2 ① G4-3 2-3		S SL 87 S SL 88 B SL 86 X SL 86 1-2 ③ F7			C FF 94 B SL 84 C SL 83 F FF 95 S SL 85 1-3 ① K			4	0	0	0	0	1	4
35 Lyle Overbay, L (1, 3) OBP: 0.398, SLG: 0.530	C CU 71 C SL 76 B SI 88 F FF 90 B FF 89 X CH 82 2-2 ② G1-3	S SL 75 B SL 76 B FF 88 F SL 73 S SI 84 2-3 ② K			B FF 95 B CU 81 X FF 96 2-0 8 BB 1B		X SI 93 0-0 ② G4-3			4	0	1	0	0	1	1
20 Rod Barajas, R (1, 2) OBP: 0.305, SLG: 0.431	C CH 78 B FF 88 F SL 74 B SL 76 F SI 89 X SI 90 2-2 ③ G6-3	S SL 75 D SI 89 S CU 71 S SL 76 1-3 ③ K			B FF 95 C SI 95 X SI 94 1-1 ① F7		S FF 94 B SL 85 C SL 84 X FF 96 1-2 ③ F7			4	0	0	0	0	1	2
8 Russ Adams, L (1, 10) OBP: 0.444, SLG: 0.375		B CH 79 B SI 86 C CU 70 X SL 72 2-1 ① G3-1		C CU 69 X FF 87 0-1 19 FC6-4 1B	B SI 95 F SI 95 B CU 80 B SL 88 B FF 95 4-1 19 G4-3 1-2 BB			C FF 94 B SL 84 B FF 94 X FF 93 2-1 2 WP 2 1B 1B		3	1	2	0	1	0	0
Inning Stats	R: 5 E: 0 K: 0 S: 20 H: 4 LOB: 0 BB: 1 P: 33	R: 1 E: 0 K: 0 S: 13 H: 2 LOB: 1 BB: 0 P: 22	R: 0 E: 0 K: 2 S: 12 H: 1 LOB: 1 BB: 0 P: 19	R: 1 E: 1 K: 0 S: 12 H: 1 LOB: 3 BB: 2 P: 23	R: 0 E: 0 K: 0 S: 7 H: 1 LOB: 1 BB: 1 P: 15	R: 0 E: 0 K: 1 S: 8 H: 0 LOB: 1 BB: 1 P: 13	R: 0 E: 0 K: 1 S: 8 H: 0 LOB: 0 BB: 0 P: 10	R: 1 E: 0 K: 1 S: 14 H: 2 LOB: 2 BB: 1 P: 23		1B: 5 2B: 3 3B: 0 HR: 3 SF: 0 SAC: 0 DP: 1 HBP: 0						

	AB	35
	R	8
	H	11
	RBI	8
	BB	6
	SO	5
	LOB	22

WP: 1 PB: 0 SB: 0 CS: 0 PA: 41

PITCHER		IP	WLS	BF	H	R	ER	SO	BB	IBB	HBP	BLK	WP	HR	S	P	ERA	WHIP
61 Bronson Arroyo, R ERA: 5.54	(1, 1)	3.2	L	23	8	7	6	2	3	0	0	0	0	3	54	93	14.73	3.000
37 Josh Roenicke, R ERA:	(4, 1)	2.1		9	1	0	0	1	2	0	0	0	0	0	18	32	0.00	1.286
46 Carlos Fisher, R ERA: 4.05	(7, 1)	2.0		9	2	1	1	2	1	0	0	0	1	0	22	33	4.50	1.500

PITCHER	IP	WLS	BF	H	R	ER	SO	BB	IBB	HBP	BLK	WP	HR	S	P	ERA	WHIP

Batter	1	2	3	4	5	6	7	8	9	AB	R	H	RBI	BB	SO	LOB
3 Willy Taveras, R (1, 8) OBP: 0.276, SLG: 0.284	B FF 87 C FF 89 X FF 90 1-1 4 G4-3 19 2B 2B	B FF 89 1 SAFE B FF 90 C FF 90 C FF 90 F FF 90 C CU 81 2-3 ① K	B CU 79 X FF 90 1-0 15 BB 1-2 1B			C SI 88 F CH 84 F SL 80 C SI 85 0-3 ① K		F SI 96 P PO 91 B X SI 95 2-1 15 WP 15 S 3-H 1B		5	1	3	1	0	2	1
15 Jerry Hairston, R (1, 5) OBP: 0.307, SLG: 0.394	L FF 90 T FF 89 X FF 91 0-2 ① L3	1 SAFE F CH 80 X FF 90 0-1 19 1B 1-2 1B	B SL 83 B CH 79 B SI 87 B SI 89 4-0 4 FC6-4 1-2 2-3 BB			F SL 80 B CH 84 X CH 84 1-1 ② G5-3		B SI 94 B SI 94 P PO 90 C SI 96 F SI 96 C FS 85 3-3 ② K 1-3		4	0	1	0	1	1	2
4 Brandon Phillips, R (1, 4) OBP: 0.337, SLG: 0.479	C SL 86 B CH 81 F FF 91 F FF 91 X CU 81 1-2 ② G4-3 2-3	B FF 89 F FF 90 S FF 89 B FF 90 X CH 81 2-2 ② F9	C CH 79 C FF 90 F FF 91 F CU 81 F FF 91 B CU 80 X CU 81 1-2 ③ FC6-4 1-2f			X SI 90 0-0 ③ G5-3		C SI 95 F SI 96 X FS 87 0-2 ③ G6-3		5	0	0	0	0	0	7
19 Joey Votto, L (1, 3) OBP: 0.463, SLG: 0.638	C CU 81 B SL 83 B SI 91 S SL 82 X SL 83 2-2 31 2B 3-H 2B	C FF 91 B FF 90 F CU 81 B FF 92 B CH 82 X SL 87 3-2 31 BB 1-3 2-H 1B		C SI 89 S SI 85 X SI 86 0-2 31 G5-4-3 1B			X SL 78 0-0 HR		C SI 89 C SI 88 S SI 90 0-3 ① K	5	2	4	3	0	1	0
31 Jonny Gomes, R (1, 10) OBP: 0.449, SLG: 0.614	X FF 91 0-0 32 2B 2-H 2B	S CH 81 B FF 91 B FF 90 B CH 82 B FF 91 4-1 1-2 BB		B SI 85 C SI 90 X SI 85 1-1 ①② G5-4-3 1-2f			X CH 82 0-0 55 G6-4-3 1B		F SI 91 B SL 80 C SL 81 X SL 82 1-2 ② G6-3	4	1	2	1	1	0	1
55 Ramon Hernandez, R (1, 2) OBP: 0.323, SLG: 0.342	B FF 90 S CH 81 B FF 90 F FF 91 F FF 91 F FF 91 D CH 82 B CH 81 4-2 32 2B BB	X FF 88 0-0 ③ P2		F SI 90 X SI 86 0-1 ③ G5-3			F SI 89 L SI 90 X SI 89 0-2 ①② G6-4-3 1-2f		X SL 82 0-0 ③ 2B	4	1	1	0	1	0	4
32 Jay Bruce, L (1, 9) OBP: 0.298, SLG: 0.461	B FF 91 F CH 81 X CU 81 1-1 1-H 2-H 2B		C CH 78 S SI 90 X SI 90 0-2 ① G4-3		S CH 82 C SI 88 X SL 80 0-2 ① F9		B CH 84 X CH 83 1-0 ③ G4-3		B SI 89 B SL 81 F SI 90 F SL 80 F SL 83 B SI 90 F SL 81 F SI 90 C SI 90 3-3 ③ K	5	0	1	2	0	1	1
7 Paul Janish, R (1, 6) OBP: 0.339, SLG: 0.352	C FF 90 B CH 81 F SL 85 T FF 90 1-2 ③ K		S CH 80 B SL 85 B FF 89 X CU 80 2-1 15 BB 3 1B 1B		B CH 84 M SI 90 X CH 83 1-1 ② L3			B SI 95 S SI 95 B SI 96 B SI 96 C SI 96 F SI 97 F SI 96 X SI 96 3-2 21 SH2-4 3 1B 2B		4	1	2	0	0	1	1
21 Chris Dickerson, L (1, 7) OBP: 0.382, SLG: 0.387		C CU 78 C CU 80 X CU 81 0-2 15 1B 19 1B 1B	B SI 90 B CH 79 F SI 89 S FF 90 B SI 91 X FF 90 3-2 ② F8		C CH 84 C SL 81 S SI 86 0-3 ③ K			X SI 96 0-0 ① SH2-4 2-3		3	1	1	0	0	1	1
Inning Stats	R: 4 E: 0 K: 1 S: 22 H: 4 LOB: 1 BB: 1 P: 32	R: 1 E: 0 K: 1 S: 17 H: 3 LOB: 3 BB: 1 P: 28	R: 0 E: 0 K: 0 S: 15 H: 2 LOB: 3 BB: 1 P: 26	R: 0 E: 0 K: 0 S: 7 H: 1 LOB: 0 BB: 0 P: 8	R: 0 E: 0 K: 1 S: 8 H: 0 LOB: 0 BB: 0 P: 9	R: 0 E: 0 K: 1 S: 7 H: 0 LOB: 0 BB: 0 P: 8	R: 1 E: 0 K: 0 S: 6 H: 2 LOB: 0 BB: 0 P: 7	R: 1 E: 0 K: 1 S: 16 H: 2 LOB: 1 BB: 0 P: 22	R: 0 E: 0 K: 2 S: 13 H: 1 LOB: 1 BB: 0 P: 17	1B: 8 2B: 6 3B: 0 HR: 1 SF: 0 SAC: 1 DP: 2 HBP: 0	WP: 1 PB: 0 SB: 1 CS: 0 PA: 43					

PITCHER		IP	WLS	BF	H	R	ER	SO	BB	IBB	HBP	BLK	WP	HR	S	P	ERA	WHIP
27 Brett Cecil, L ERA: 5.19	(1, 1)	3.0		21	9	5	5	2	3	0	0	0	0	0	54	86	15.00	4.000
57 Shawn Camp, R ERA: 4.09	(4, 1)	4.0	L	13	3	1	1	2	0	0	0	0	0	1	28	32	2.25	0.750
22 Brandon League, R ERA: 5.94	(8, 1)	1.0		5	2	1	1	1	0	0	0	0	1	0	16	22	9.00	2.000
39 Jesse Carlson, L ERA: 5.14	(9, 1)	1.0		4	1	0	0	2	0	0	0	0	0	0	13	17	0.00	1.000

PITCHER	IP	WLS	BF	H	R	ER	SO	BB	IBB	HBP	BLK	WP	HR	S	P	ERA	WHIP

TOP

Cincinnati Reds @ Toronto Blue Jays

Rogers Centre, Toronto, ON

Thu Jun 25 2009, 7:07 PM EDT

Att. 15,329 - Cloudy - 68 F

livebaseballscorecards.com

AB	39
R	7
H	15
RBI	7
BB	3
SO	7
LOB	18

BOTTOM

Batter	1	2	3	4	5	6	7	8	9	AB	R	H	RBI	BB	SO	LOB
19 Marco Scutaro, R (1, 6) OBP: 0.393, SLG: 0.432	C FF 93 C SL 86 X FF 93 0-2 ① F7		B FF 93 B SL 86 C FF 94 B FF 95 C SI 93 F SL 88 X FF 93 3-2 ① F9		B SL 86 X FF 95 1-0 ② F9		B FF 96 B FS 91 B FF 94 C FF 95 C FF 95 C SI 96 3-3 ② K			4	0	0	0	0	1	2
2 Aaron Hill, R (1, 4) OBP: 0.346, SLG: 0.497	C FF 94 B SI 94 B FF 93 X FF 94 2-1 HR		F FF 96 B SI 95 X SL 88 1-1 ② G5-3		B FF 94 B FF 96 B SL 87 B FF 96 4-0 10 2B 33 1B 1-2 2-3 BB		B FF 93 S SI 95 X SL 84 1-1 ③ G6-3			3	2	1	1	1	0	0
10 Vernon Wells, R (1, 8) OBP: 0.310, SLG: 0.404	S SL 87 X FF 94 0-1 33 FC6-4 1B		S FC 86 B SL 87 B SL 88 B FF 95 X FF 95 3-1 ③ P6		B SL 87 B SI 95 C SL 88 X FF 94 2-1 33 1B 1-3 2-H 3-H 2B			B SI 83 X FF 89 1-0 ① P5		4	1	2	2	0	0	0
33 Scott Rolen, R (1, 5) OBP: 0.394, SLG: 0.477	C FF 93 D SL 86 X FF 93 1-1 ② FC6-4 26 BB 1-2f			C FF 94 X SL 87 0-1 ① G6-3	F SL 87 B FF 96 C FF 95 X SL 88 1-2 2-H 3-H 1B			C FF 88 B FF 89 X SI 88 1-1 ② F7		4	0	1	2	0	0	1
26 Adam Lind, L (1, 7) OBP: 0.386, SLG: 0.550	B SI 94 C FF 92 B SL 84 B FF 92 F SL 87 B SI 94 4-2 1-2 BB			H FF 93 1-0 15 G4-6-3 HBP	C CH 86 B FF 94 X CH 83 1-1 ③ L7			B SL 83 C SL 83 F FF 89 X SI 89 1-2 ③ G4-3		2	0	0	0	1	0	1
15 Alex Rios, R (1, 9) OBP: 0.322, SLG: 0.432	T SL 87 S SL 85 B SL 85 B FF 96 S SL 86 2-3 ③ K			B FF 94 B SL 84 C SL 84 X FF 94 2-1 ② ③ G4-6-3 1-2f		B SL 86 F FF 93 C SL 86 S SL 86 1-3 ① K			B FF 95 X FF 94 1-0 ① F8	4	0	0	0	0	2	3
35 Lyle Overbay, L (1, 3) OBP: 0.400, SLG: 0.525		B FF 93 C SI 93 C SI 93 B SL 88 B FF 94 S SL 88 3-3 ① K			F FF 94 B SI 95 F SI 95 F SL 87 B FF 96 B FF 96 B SL 88 4-2 2 BB 8 1B 10 2B BB	B SL 84 B SI 93 X FF 95 2-0 ② F8			C FF 95 C CH 86 B FF 94 B FF 95 B FF 96 F FF 97 B SL 90 4-2 BB	2	1	0	0	2	1	0
20 Rod Barajas, R (1, 2) OBP: 0.300, SLG: 0.423		C FF 95 S SL 89 X FF 95 0-2 ② F8			X SL 85 0-0 ① F7	B SL 86 B FF 94 F SL 86 F FF 95 S FF 96 2-3 ③ K			S SL 89 X SL 89 0-1 ② P4	4	0	0	0	0	1	2
8 Russ Adams, L (1, 10) OBP: 0.385, SLG: 0.333		C FF 95 X CH 84 0-1 ③ G3			F FF 95 X SL 88 0-1 2 BB 10 2B 1-2 1B		B FF 94 X FF 95 1-0 ① F8		B FF 96 S FF 96 F FF 96 X FF 97 1-2 ③ L7	4	1	1	0	0	0	1
Inning Stats	R: 1 H: 2 E: 0 LOB: 2 K: 1 BB: 1 S: 14 P: 23	R: 0 H: 0 E: 0 LOB: 0 K: 1 BB: 0 S: 8 P: 11	R: 0 H: 0 E: 0 LOB: 0 K: 0 BB: 0 S: 8 P: 15	R: 0 H: 0 E: 0 LOB: 0 K: 0 BB: 0 S: 4 P: 7	R: 4 H: 3 E: 0 LOB: 1 K: 0 BB: 2 S: 14 P: 27	R: 0 H: 0 E: 0 LOB: 0 K: 2 BB: 0 S: 7 P: 12	R: 0 H: 0 E: 0 LOB: 0 K: 1 BB: 0 S: 6 P: 11	R: 0 H: 0 E: 0 LOB: 0 K: 0 BB: 0 S: 6 P: 9	R: 0 H: 0 E: 0 LOB: 1 K: 0 BB: 1 S: 9 P: 15	1B: 3 SF: 0 2B: 1 SAC: 0 3B: 0 DP: 1 HR: 1 HBP: 1						

PITCHER		IP	WLS	BF	H	R	ER	SO	BB	IBB	HBP	BLK	WP	HR	S	P	ERA	WHIP
47 Johnny Cueto, R ERA: 2.86	(1, 1)	6.0	W	26	5	5	5	4	3	0	1	0	0	1	55	95	7.50	1.333
40 Nick Masset, R ERA: 1.82	(7, 1)	1.0	H	3	0	0	0	1	0	0	0	0	0	0	6	11	0.00	0.000
25 David Weathers, R ERA: 2.55	(8, 1)	1.0	H	3	0	0	0	0	0	0	0	0	0	0	6	9	0.00	0.000
48 Francisco Cordero, R ERA: 2.03	(9, 1)	1.0	S	4	0	0	0	0	1	0	0	0	0	0	9	15	0.00	1.000

PITCHER	IP	WLS	BF	H	R	ER	SO	BB	IBB	HBP	BLK	WP	HR	S	P	ERA	WHIP

Cincinnati Reds @ Toronto Blue Jays

Rogers Centre, Toronto, ON

Thu Jun 25 2009, 7:07 PM EDT

Att. 15,329 - Cloudy - 68 F

livebaseballscorecards.com

AB	31
R	5
H	5
RBI	5
BB	4
SO	5
LOB	10

Batter	1	2	3	4	5	6	7	8	9	AB	R	H	RBI	BB	SO	LOB
3 Willy Taveras, R (1, 8) OBP: 0.276, SLG: 0.288	B FF 88 B FF 87 C FF 86 F FF 87 F FF 89 X FF 90 2-2 G6-3 ①		B FF 87 X SI 86 1-0 B1-3 ③			C FF 86 F FF 88 S FF 88 0-3 K ②		F SI 89 X CH 79 0-1 19 WP 2-H 2B		4	0	1	1	0	1	1
15 Jerry Hairston, R (1, 5) (7, 4) OBP: 0.302, SLG: 0.387	B SI 89 C SI 88 F CU 76 X SI 88 1-2 G6-3 ②			C SI 86 B FF 87 F FF 88 X CU 77 1-2 G6-3 ①		C CH 78 F FF 90 B FF 89 1 SAFE F SI 90 F CH 80 X FF 90 1-2 FC6-4 1-2f ③		B FF 88 F FF 88 B CH 80 F CH 81 F FF 91 X FF 92 2-2 L4 ①		4	0	0	0	0	0	2
4 Brandon Phillips, R (1, 4) OBP: 0.337, SLG: 0.482 23 Adam Rosales, R (7, 5) OBP: 0.286, SLG: 0.276	T SI 89 B FF 88 B F CH 81 F CH 80 F F SI 90 X FF 90 2-2 P3 ③			B CH 80 X SI 86 1-0 F9 ②			C FF 87 X CH 78 0-1 19 G6-3 31 1B 2B	C FF 91 C CH 82 B FF 90 F FF 91 B SL 85 S FC 90 2-3 K ②		3 1	1 0	1 0	0 0	0 0	0 1	0 1
19 Joey Votto, L (1, 3) OBP: 0.452, SLG: 0.620		C CU 79 F FF 87 B FF 91 F FF 91 B FF 90 B CU 79 F FF 91 S CU 78 3-3 K ①		C SI 88 B X 1-1 G4-3 ③			C FF 87 X FF 88 0-1 G6-3 2-3 ①	F CH 82 C FC 90 B SL 84 T FF 92 1-2 K 2-3 ③		4	0	0	0	0	2	2
31 Jonny Gomes, R (1, 10) OBP: 0.466, SLG: 0.617		B FF 90 B FF 86 C CH 83 C FF 88 F CU 78 F CH 82 X FF 90 2-2 55 G5-3 1B			F SI 86 F FF 89 F FF 88 B FF 89 C FF 91 1-3 K ①		B FF 87 B FF 88 X 2-0 55 1B 3-H 1B		B FF 90 T FF 90 B FF 91 B CH 79 B FF 90 4-1 29 BB BB	3	0	2	1	1	1	0
55 Ramon Hernandez, R (1, 2) OBP: 0.323, SLG: 0.342 29 Ryan Hanigan, R (7, 2) OBP: 0.415, SLG: 0.397		B FF 89 B FF 86 X FF 88 2-0 G5-3 1-2 ②			X FF 89 0-0 F8 ②		D SI 86 B FF 86 X FF 87 2-0 1-2 1B		B FF 88 B FF 87 B B 4-0 1-2 BB	3 0	0 0	1 0	0 0	0 1	0 0	1 0
32 Jay Bruce, L (1, 9) OBP: 0.294, SLG: 0.453		B FF 89 X FF 90 1-0 F8 ③			C FF 90 F SI 88 C FF 90 0-3 K ③		S CU 78 S SI 89 B CU 78 D CU 79 S CU 78 2-3 K ②		F FF 93 B SL 84 F FF 94 S FF 94 1-3 K ①	4	0	0	0	0	3	5
7 Paul Janish, R (1, 6) OBP: 0.317, SLG: 0.328			B SI 86 C SI 87 B SI 88 F SI 88 X FF 88 2-2 P3 ①			X FF 86 0-0 F7 ①	X FF 88 0-0 F9 ③		B FF 94 B FF 94 C FF 93 B FF 94 S FF 92 S FF 94 3-3 K ②	4	0	0	0	0	1	4
21 Chris Dickerson, L (1, 7) OBP: 0.385, SLG: 0.393			B FF 87 C FF 88 B FF 88 F FF 88 B FF 89 T FF 89 3-2 K ②			B FF 86 B FF 86 B FF 87 B FF 86 4-0 15 FC6-4 BB	B B B C X 3-1 3 2B 2B	C SL 84 F FF 95 C FF 95 0-3 K ③	3	1	1	0	1	2	2
Inning Stats	R: 0 E: 0 K: 0 S: 13 H: 0 LOB: 0 BB: 0 P: 18	R: 0 E: 0 K: 1 S: 12 H: 1 LOB: 1 BB: 0 P: 20	R: 0 E: 0 K: 1 S: 7 H: 0 LOB: 0 BB: 0 P: 13	R: 0 E: 0 K: 0 S: 6 H: 0 LOB: 0 BB: 0 P: 9	R: 0 E: 0 K: 2 S: 8 H: 0 LOB: 0 BB: 0 P: 9	R: 0 E: 0 K: 1 S: 9 H: 0 LOB: 1 BB: 1 P: 14	R: 1 E: 0 K: 1 S: 10 H: 3 LOB: 2 BB: 0 P: 16	R: 1 E: 0 K: 2 S: 15 H: 2 LOB: 1 BB: 0 P: 23	R: 0 E: 0 K: 3 S: 10 H: 0 LOB: 2 BB: 2 P: 22	1B: 3 2B: 3 3B: 0 HR: 0	SF: 0 SAC: 0 DP: 0 HBP: 0					

PITCHER		IP	WLS	BF	H	R	ER	SO	BB	IBB	HBP	BLK	WP	HR	S	P	ERA	WHIP
45 Jeremy Sowers, L ERA: 5.44	(1, 1)	7.0	W	28	6	2	2	6	1	0	0	0	0	0	69	106	2.57	1.000
50 Jensen Lewis, R ERA: 5.03	(8, 1)	1.0		5	0	0	0	2	2	0	0	0	1	0	12	25	0.00	2.000
49 Tony Sipp, L ERA: 3.38	(9, 1)	1.0		3	0	0	0	3	0	0	0	0	0	0	9	13	0.00	0.000

PITCHER	IP	WLS	BF	H	R	ER	SO	BB	IBB	HBP	BLK	WP	HR	S	P	ERA	WHIP

TOP

Cincinnati Reds @ Cleveland Indians

Progressive Field, Cleveland, OH

Fri Jun 26 2009, 7:05 PM EDT

Att. 28,114 - Clear - 74 F

livebaseballscorecards.com

AB	33
R	2
H	6
RBI	2
BB	3
SO	11
LOB	18

Batter	1	2	3	4	5	6	7	8	9	AB	R	H	RBI	BB	SO	LOB
11 Jamey Carroll, R (1, 4) OBP: 0.383, SLG: 0.365	B FF 87 B FF 89 C FF 86 F FF 90 F SL 82 C SL 83 2-3 ① K		C SL 83 X SI 89 0-1 ① 24 2B, 41 SF8, 1-2, 1B	C SL 83 D SL 82 X FF 92 1-1 ③ G4-3		C FF 92 X SL 83 0-1 ① 41 G5-3, 24 BB, 17 1B, 1B		B FF 92 C FF 92 B FF 92 B FF 92 F FF 91 F FF 92 F FF 92 X FF 91 3-2 ② G4-3		5	2	2	0	0	1	1
24 Grady Sizemore, L (1, 8) OBP: 0.315, SLG: 0.438	C SI 90 X CU 72 0-1 ② F9		B FF 91 C CU 74 C FF 92 F FF 92 B SI 92 B SL 83 F SL 84 X SI 93 3-2 1-3 2-H 2B		B CH 81 B CU 74 B SI 87 B CH 84 4-0 41 CS, BB	B FC 90 B FF 90 F FF 91 S CH 88 F FF 91 B CH 88 B CH 87 4-2 41 G5-3, 17 1B, 1-2, BB		B FF 92 F FF 92 B FF 93 C FF 92 F FF 93 F FF 92 X SL 81 2-2 ③ F7		3	1	1	1	2	0	0
41 Victor Martinez, S (1, 2) OBP: 0.407, SLG: 0.546	C SI 90 C SI 91 C SI 92 0-3 ③ K		F CU 75 F FF 92 X SL 82 0-2 ② SF8, 3-H		B FF 91 C FF 91 B CH 83 X SI 89 2-1 ① 1-2 HR	B FF 91 F FC 90 X SL 82 1-1 ② G5-3, 1-2, 2-3				3	1	1	2	0	1	2
17 Shin-Soo Choo, L (1, 9) OBP: 0.409, SLG: 0.453		F FF 87 B CU 72 X CU 72 1-1 ① G4-3	F CU 74 B SI 92 F SI 92 B SL 82 X CH 84 2-2 ③ G3-1		F CU 76 T FF 90 X FF 90 0-2 48 S, 48 E, 1B	S FF 91 S CH 87 B CH 87 B CH 87 B CH 86 X SL 81 3-2 2-H 3-H 1B				4	1	2	2	0	0	1
7 Mark DeRosa, R (1, 7) OBP: 0.342, SLG: 0.457		B FF 89 F FF 90 T FF 92 F FF 93 B SL 84 F SL 82 X SL 82 2-2 2B		B SL 82 F SL 80 X FF 87 1-1 ① G6-3	1 SAFE 1 SAFE C SL 82 F SL 83 B FF 92 B FF 93 1 SAFE S FF 93 2-3 ② K	B FF 92 B FC 91 B FF 90 C FC 91 T FF 90 X FF 90 3-2 ③ L8				4	0	1	0	0	1	2
48 Travis Hafner, L (1, 10) OBP: 0.383, SLG: 0.566		C FF 90 B SI 91 2 SAFE F FF 91 B SI 92 X SL 81 2-2 ② P3		X CU 75 0-0 ② F8	B FF 92 B SI 91 X SI 91 2-0 E4, 2, 2B, 1-H		B FF 91 X SI 91 1-0 ① F7			4	1	0	0	0	0	1
2 Jhonny Peralta, R (1, 5) OBP: 0.333, SLG: 0.364		C SL 81 X SI 88 0-1 ③ G5-3		B FF 89 C SL 82 X FF 89 1-1 25 HR, 1B	C SL 82 S SL 80 B FF 91 X SL 81 1-2 2-H 2B		B FF 94 C SL 81 C SL 83 F SL 84 S FF 95 1-3 ② K			4	1	2	1	0	1	1
25 Ryan Garko, R (1, 3) OBP: 0.351, SLG: 0.434 8 Chris Gimenez, R (7, PH) OBP: 0.355, SLG: 0.500 (8, 3)			X SI 88 0-0 11 1B, 24 2B, 1B	D SL 83 X SL 81 1-0 1-H HR	S SL 82 B FC 92 F FC 91 X CH 87 1-2 ③ L4		C SL 82 F FF 95 B FF 96 X FC 95 1-2 ③ F7			3 1	2 0	2 0	2 0	0 0	0 0	1 0
1 Luis Valbuena, L (1, 6) OBP: 0.284, SLG: 0.405			L SI 89 X SI 90 0-1 ① F7	B CH 81 F F F CU 75 B SI 91 B X CH 83 3-2 2B		B FF 90 C FC 89 X FC 90 1-1 ① F7		F FF 91 C FF 92 F FF 92 B SL 82 X SL 80 1-2 ① G4-3		4	0	1	0	0	0	1
Inning Stats	R: 0 E: 0 K: 2 S: 9 H: 0 LOB: 0 BB: 0 P: 11	R: 0 E: 0 K: 0 S: 12 H: 1 LOB: 1 BB: 0 P: 17	R: 2 E: 0 K: 0 S: 16 H: 3 LOB: 1 BB: 0 P: 21	R: 2 E: 0 K: 0 S: 12 H: 3 LOB: 1 BB: 1 P: 19	R: 3 E: 1 K: 1 S: 15 H: 3 LOB: 1 BB: 1 P: 27	R: 2 E: 0 K: 0 S: 15 H: 2 LOB: 1 BB: 1 P: 27	R: 0 E: 0 K: 1 S: 8 H: 0 LOB: 0 BB: 0 P: 11	R: 0 E: 0 K: 0 S: 14 H: 0 LOB: 0 BB: 0 P: 20		1B: 6 2B: 4 3B: 0 HR: 2	SF: 1 SAC: 0 DP: 0 HBP: 0			WP: 0 PB: 0 SB: 1 CS: 1	PA: 38	

PITCHER		IP	WLS	BF	H	R	ER	SO	BB	IBB	HBP	BLK	WP	HR	S	P	ERA	WHIP
39 Aaron Harang, R ERA: 3.95	(1, 1)	4.2	L	25	10	7	5	3	1	0	0	0	0	2	61	91	9.64	2.357
51 Jared Burton, R ERA: 4.96	(5, 1)	1.1		7	2	2	2	0	1	0	0	0	0	0	18	31	13.50	2.250
46 Carlos Fisher, R ERA: 3.77	(7, 1)	1.0		3	0	0	0	1	0	0	0	0	0	0	8	11	0.00	0.000
53 Arthur Rhodes, L ERA: 1.75	(8, 1)	1.0		3	0	0	0	0	0	0	0	0	0	0	14	20	0.00	0.000

PITCHER	IP	WLS	BF	H	R	ER	SO	BB	IBB	HBP	BLK	WP	HR	S	P	ERA	WHIP

BOTTOM

Cincinnati Reds @ Cleveland Indians

Progressive Field, Cleveland, OH

Fri Jun 26 2009, 7:05 PM EDT

Att. 28,114 - Clear - 74 F

livebaseballscorecards.com

AB	35
R	9
H	12
RBI	8
BB	2
SO	4
LOB	10

Cincinnati Reds @ Cleveland Indians

Progressive Field, Cleveland, OH

Sat Jun 27 2009, 7:05 PM EDT

Att. 28,646 - Partly Cloudy - 73 F

livebaseballscorecards.com

Batter	1	2	3	4	5	6	7	8	9	AB	R	H	RBI	BB	SO	LOB
21 Chris Dickerson, L (1, 8) OBP: 0.385, SLG: 0.400	B3	15 2B 19 G3-1 2B		15 G6-4-3 1B		G6-3		F7		5	1	2	1	0	0	0
15 Jerry Hairston, R (1, 5) OBP: 0.308, SLG: 0.396	17 BB 4 BB 1B	19 G3-1 4 F9-2 2B		G6-4-3 1-2f 3-H		19 1B 1B		G4-3		5	0	3	1	0	0	1
19 Joey Votto, L (1, 3) OBP: 0.451, SLG: 0.619	F9	G3-1 2-3 3-H		G4-3		1-3 1B		4 E 2B		5	0	2	1	0	0	2
4 Brandon Phillips, R (1, 4) OBP: 0.338, SLG: 0.476	17 BB 1-2 BB	F9-2 3-H			32 BB BB	F9		E6 2-3		3	0	0	0	2	0	4
17 Laynce Nix, L (1, 7) OBP: 0.312, SLG: 0.513	31 FC6-4 1-2 2-3 BB		31 F8 32 SF7 2B		F9		31 1B 2B	K		4	2	2	0	1	1	3
31 Jonny Gomes, R (1, 10) OBP: 0.449, SLG: 0.585	FC6-4 1-2f		F8 2-3		L7		29 G1-3 2-H 1B		K	5	0	1	1	0	1	5
32 Jay Bruce, L (1, 9) OBP: 0.296, SLG: 0.464		HR	SF7 3-H		1-2 BB	F9		G3-1	K	3	1	1	2	1	0	1
29 Ryan Hanigan, R (1, 2) OBP: 0.408, SLG: 0.389		7 1B 21 2B 1B	L7		F9	G1-3 1-2		K		5	1	1	0	0	1	3
7 Paul Janish, R (1, 6) OBP: 0.328, SLG: 0.328		21 2B 15 2B 1B		21 1B 15 G6-4-3 BB		K		G6-3		3	2	1	0	1	1	1

TOP

AB	38
R	7
H	13
RBI	6
BB	5
SO	4
LOB	20

Inning Stats	1	2	3	4	5	6	7	8	9
	R: 0 E: 0 K: 0 S: 11	H: 1 LOB: 3 BB: 2 P: 24	R: 4 E: 0 K: 0 S: 21	H: 5 LOB: 0 BB: 0 P: 28	R: 1 E: 0 K: 0 S: 6	H: 1 LOB: 0 BB: 0 P: 9	R: 1 E: 0 K: 0 S: 11	H: 1 LOB: 0 BB: 1 P: 19	R: 0 E: 0 K: 0 S: 6	H: 0 LOB: 2 BB: 2 P: 19
	R: 0 E: 0 K: 1 S: 7	H: 2 LOB: 2 BB: 0 P: 10	R: 1 E: 0 K: 0 S: 11	H: 2 LOB: 1 BB: 0 P: 17	R: 0 E: 1 K: 1 S: 14	H: 1 LOB: 2 BB: 0 P: 21	R: 0 E: 0 K: 2 S: 7	H: 0 LOB: 0 BB: 0 P: 12	1B: 7 2B: 6 3B: 0 HR: 1	SF: 1 SAC: 0 DP: 2 HBP: 0
	WP: 0 PB: 0 SB: 0 CS: 0	PA: 44								

PITCHER		IP	WLS	BF	H	R	ER	SO	BB	IBB	HBP	BLK	WP	HR	S	P	ERA	WHIP
16 Tomo Ohka, R ERA: 6.0	(1, 1)	4.0	L	22	8	6	6	0	4	0	0	0	0	1	50	85	13.50	3.000
20 Mike Gosling, L ERA: 2.25	(5, 1)	2.1		12	4	1	1	1	1	0	0	0	0	0	19	36	3.86	2.143
40 Matt Herges, R ERA: 3.7	(7, 1)	1.2		7	1	0	0	1	0	0	0	0	0	0	18	26	0.00	0.600
47 Jose Veras, R ERA: 5.74	(9, 1)	1.0		3	0	0	0	2	0	0	0	0	0	0	7	12	0.00	0.000

PITCHER	IP	WLS	BF	H	R	ER	SO	BB	IBB	HBP	BLK	WP	HR	S	P	ERA	WHIP

Batter	1	2	3	4	5	6	7	8	9	AB	R	H	RBI	BB	SO	LOB
11 Jamey Carroll, R (1, 4) OBP: 0.384, SLG: 0.356	C FF 93 B SI 95 B SL 86 B FF 94 C FF 94 B FF 94 4-2 41 FC8-4-6 BB		C FF 92 B FF 94 F SL 86 X CH 88 1-2 ① L6 C FF 92 D FF 96 B FF 93 B SI 91 B FF 93 4-1 24 1B 1-2 2-3 BB		B FF 96 F FF 96 B FC 92 X SI 96 2-1 ③ G4-3			C FF 94 C SL 86 X FF 95 0-2 ② G6-3	3	0	0	0	2	0	1
24 Grady Sizemore, L (1, 8) OBP: 0.316, SLG: 0.435	B FF 95 X FF 95 1-0 ① L9		B SL 88 C FF 94 B KC 78 B FF 94 B FF 94 4-1 17 WP BB X SI 94 0-0 1-3 2-H 3-H 1B				B FF 89 C FF 90 F FF 90 F FF 91 X FF 91 1-2 ① G3-1		B CH 86 S CH 86 B FF 95 X CH 87 2-1 ③ P5	4	0	1	2	1	0	1
41 Victor Martinez, S (1, 2) OBP: 0.402, SLG: 0.538	X FF 95 0-0 ② FC8-4-6 1-2f		X FF 94 0-0 ② F8 1 SAFE C KC 74 B FF 94 X FF 96 1-1 ③ F9				S FF 90 S CH 85 B SL 80 X FF 91 1-2 ② G6-3			4	0	0	0	0	0	4
17 Shin-Soo Choo, L (1, 9) OBP: 0.407, SLG: 0.448	B KC 78 F FF 95 F KC 76 B CH 88 F CH 87 S FF 95 2-3 ③ K		B FF 94 C FF 94 F FF 94 F FF 97 B CH 89 B CH 85 B FF 95 4-2 1-2 BB		B FF 91 B CH 89 C FF 93 C FF 93 X FF 95 2-2 ① G3-1		S SL 80 X SL 80 0-1 ③ G4-3			3	0	0	0	1	1	1
25 Ryan Garko, R (1, 3) OBP: 0.349, SLG: 0.426		B FF 94 C SL 85 F FF 94 B FF 94 F FF 95 B SL 88 F FF 95 F FF 95 B FF 95 4-2 2 BB 48 1B 1 G6-3 BB	B SL 87 C SI 95 S SL 88 B FF 98 S SL 86 2-3 ③ K		B FF 95 S SL 83 S SL 88 F CH 88 F FF 97 F CH 86 B FF 96 X SL 85 2-2 ② F7			C FF 88 X FF 88 0-1 ① G6-3	3	1	0	0	1	1	2
48 Travis Hafner, L (1, 10) OBP: 0.387, SLG: 0.573		F FF 95 B CH 87 X FF 94 1-1 1 G6-3 2 BB 1B 1-2		B FF 91 B SI 92 B FF 93 C CH 90 X SI 92 3-1 ① P6 B FF 95 C FF 95 B FF 95 F FF 94 B FF 95 X FF 94 3-2 ③ F7				B SI 88 C SI 84 B SI 89 X SI 89 2-1 2 F8 2B	4	0	2	0	0	0	0
2 Jhonny Peralta, R (1, 5) OBP: 0.339, SLG: 0.368		B SL 85 B SL 87 B FF 93 B FF 94 4-0 1 G6-3 1-2 2-3 BB		B FF 94 C SL 85 F KC 76 X FF 97 1-2 11 BB 1 WP 24 1B 1B		C FC 92 X FF 96 0-1 1B		B SL 84 F FF 89 C FF 89 B SL 85 B SL 84 X FF 89 3-2 ② F8 2-3		3	1	2	0	1	0	1
1 Luis Valbuena, L (1, 6) OBP: 0.275, SLG: 0.392		B FF 95 C FF 95 X FF 94 1-1 ① ② G6-3 1-2f 2-3 3-H	C FF 93 B FF 95 S FF 93 F SI 94 B FF 96 B FF 94 X FF 93 3-2 ② G6-3 1-2			X FF 96 0-0 ① F8		C SI 90 B FF 90 F SI 90 B SI 89 X SI 89 2-2 ③ P3	4	0	0	0	0	0	5
12 Ben Francisco, R (1, 7) OBP: 0.304, SLG: 0.361		B FF 95 X FF 95 1-0 ③ F9	B FF 96 D SL 87 B FF 93 B CH 90 4-0 11 BB 24 1B BB			C FF 96 S FF 96 D FF 92 F SI 96 B SL 85 S SL 83 2-3 ② K			B FF 95 C FF 95 F SL 88 X FF 95 1-2 ① G5-3	3	1	0	0	1	1	2
Inning Stats	R: 0 E: 0 K: 1 S: 8 H: 0 LOB: 1 BB: 1 P: 15	R: 1 E: 0 K: 0 S: 10 H: 1 LOB: 1 BB: 2 P: 21	R: 0 E: 0 K: 1 S: 11 H: 0 LOB: 2 BB: 2 P: 22	R: 2 E: 0 K: 0 S: 13 H: 2 LOB: 2 BB: 2 P: 29	R: 0 E: 0 K: 0 S: 12 H: 0 LOB: 0 BB: 0 P: 19	R: 0 E: 0 K: 1 S: 9 H: 1 LOB: 1 BB: 0 P: 13	R: 0 E: 0 K: 0 S: 9 H: 0 LOB: 0 BB: 0 P: 11	R: 0 E: 0 K: 0 S: 10 H: 1 LOB: 1 BB: 0 P: 17	R: 0 E: 0 K: 0 S: 8 H: 0 LOB: 0 BB: 0 P: 11	1B: 4 2B: 1 3B: 0 HR: 0 SF: 0 SAC: 0 DP: 1 HBP: 0						

PITCHER		IP	WLS	BF	H	R	ER	SO	BB	IBB	HBP	BLK	WP	HR	S	P	ERA	WHIP
34 Homer Bailey, R ERA: 8.68	(1, 1)	5.0	W	24	3	3	3	2	7	0	0	0	2	0	54	106	5.40	2.000
40 Nick Masset, R ERA: 1.76	(6, 1)	1.0	H	4	1	0	0	1	0	0	0	0	0	0	9	13	0.00	1.000
53 Arthur Rhodes, L ERA: 1.69	(7, 1)	1.0		3	0	0	0	0	0	0	0	0	0	0	9	11	0.00	0.000
25 David Weathers, R ERA: 2.45	(8, 1)	1.0		4	1	0	0	0	0	0	0	0	0	0	10	17	0.00	1.000
48 Francisco Cordero, R ERA: 1.97	(9, 1)	1.0		3	0	0	0	0	0	0	0	0	0	0	8	11	0.00	0.000

PITCHER	IP	WLS	BF	H	R	ER	SO	BB	IBB	HBP	BLK	WP	HR	S	P	ERA	WHIP

BOTTOM

Cincinnati Reds @ Cleveland Indians

Progressive Field, Cleveland, OH

Sat Jun 27 2009, 7:05 PM EDT
Att. 28,646 - Partly Cloudy - 73 F

livebaseballscorecards.com

AB	31
R	3
H	5
RBI	2
BB	7
SO	3
LOB	17

Batter	1	2	3	4	5	6	7	8	9	AB	R	H	RBI	BB	SO	LOB
3 Willy Taveras, R (1, 8) OBP: 0.282, SLG: 0.299	C FF 88 S FF 90 B FF 92 B FF 92 S FF 91 2-3 ① **K**		B FF 89 F FF 90 X CH 83 1-1 15 SH1-4 4 1B **1-2** **1B**	C FF 89 S FF 90 X FF 91 0-2 ③ **G6-3**		S SL 93 F FF 92 F SL 86 X SL 87 0-2 15 G6-3 **2B**		C SI 90 B SI 91 F SL 83 F SI 90 F SI 91 X SI 91 1-2 15 1B **1B**		5	1	3	0	0	1	0
15 Jerry Hairston, R (1, 5) OBP: 0.307, SLG: 0.394	X FF 91 0-0 ② **G5-3**		L FF 89 X SL 82 0-1 ① **SH1-4** **1-2** **2-3**		B FF 88 X FF 90 1-0 ① **F7**	C FF 91 B FF 93 B SL 86 X FF 93 2-1 ② **G6-3** **2-3**		X SI 89 0-0 **1-2** **1B**		4	0	1	0	0	0	1
19 Joey Votto, L (1, 3) OBP: 0.449, SLG: 0.609	F FF 91 B FF 91 S CH 83 X CH 84 1-2 **1B**		F CU 75 B CU 76 D SL 81 S CU 77 B FF 92 D CH 84 4-2 4 1B 55 3B **BB**		X CU 75 0-0 E7 4 1B	C FF 93 B SL 87 S FF 93 F FF 94 D SL 86 F FF 92 X FF 92 2-2 ③ **G3**		S CH 79 C SI 92 F SL 84 B CH 79 S SI 91 1-3 ② **K**		4	2	1	0	1	1	3
4 Brandon Phillips, R (1, 4) OBP: 0.343, SLG: 0.478	X FF 89 0-0 ③ **F9**		D CH 83 B FF 90 B FF 90 C FF 91 F FF 91 F FF 91 X FF 91 3-2 55 3B **1-3** **2-H** **3-H** **1B**		F FF 88 F FF 90 F SL 80 B FF 90 B FF 89 X CH 82 2-2 31 HR **2-H** **1B**		X FF 91 0-0 31 S 55 1B **1B**	F SI 91 B SL 82 X SI 92 1-1 ③ **L9**		5	3	3	3	0	0	3
31 Jonny Gomes, R (1, 10) OBP: 0.434, SLG: 0.600		F FF 88 B SL 82 C FF 90 S CU 75 1-3 ① **K2-3**	X CH 82 0-0 ② **F9**		B FF 88 B CH 81 B FF 89 C FF 88 C FF 90 X FF 90 3-2 **2-H** **HR**		B FF 92 B FF 91 C FF 91 C FF 92 D SL 86 X FF 92 3-2 ① **G5-3** **1-2**		C FF 95 F FF 96 S SL 91 0-3 ① **K**	5	1	1	2	0	2	3
55 Ramon Hernandez, R (1, 2) OBP: 0.328, SLG: 0.360		X FF 90 0-0 ② **P6**	C CH 81 B CH 81 B FF 90 X FF 89 2-1 **1-H** **3-H** **3B**		B FF 88 X FF 90 1-0 **2B**		C FF 92 X SL 86 0-1 32 1B **2-H** **1B**		S FF 95 B CU 80 B FF 97 X FF 97 2-1 ② **F9**	5	0	3	3	0	0	0
32 Jay Bruce, L (1, 9) OBP: 0.298, SLG: 0.466		C FF 89 B CU 75 X FF 91 1-1 **2B**	F FF 90 D CU 76 S SL 80 B SL 82 X FF 90 2-2 ③ **F9**		S CU 73 B FF 90 C FF 89 D SL 81 X CU 76 2-2 ② **P4**		B SL 87 F FF 93 X SL 92 1-1 7 G6-4-3 **1-2** **1B**		B CU 77 F FF 95 C SL 89 X FF 95 1-2 ③ **F7**	5	0	2	0	0	0	2
7 Paul Janish, R (1, 6) OBP: 0.310, SLG: 0.308		C FF 89 B FF 90 B CH 83 F FF 91 C FF 91 2-3 ③ **K**		B FF 88 B FF 88 X FF 88 2-0 ① **F7**	X CH 81 0-0 ③ **P4**		D FF 90 C FF 92 B FF 92 X FF 92 2-1 ②③ **G6-4-3** **1-2f**			4	0	0	0	0	1	4
21 Chris Dickerson, L (1, 7) OBP: 0.383, SLG: 0.396			X FF 88 0-0 15 SH1-4 3 1B 4 1B **1B**	X FF 89 0-0 ② **F7**		C FF 93 S SL 92 S SL 88 0-3 ① **K**		C SI 90 F CH 79 B SL 82 B SI 90 S SL 82 2-3 ① **K**		4	1	1	0	0	2	0

Inning Stats	1	2	3	4	5	6	7	8	9
	R: 0 E: 0 K: 1 S: 8	R: 0 E: 0 K: 2 S: 9	R: 4 E: 0 K: 0 S: 17	R: 0 E: 0 K: 0 S: 5	R: 3 E: 1 K: 0 S: 14	R: 0 E: 0 K: 1 S: 14	R: 1 E: 0 K: 0 S: 10	R: 0 E: 0 K: 2 S: 15	R: 0 E: 0 K: 1 S: 8
	H: 1 LOB: 1 BB: 0 P: 11	H: 1 LOB: 1 BB: 0 P: 13	H: 4 LOB: 1 BB: 1 P: 29	H: 0 LOB: 0 BB: 0 P: 7	H: 3 LOB: 1 BB: 0 P: 23	H: 1 LOB: 1 BB: 0 P: 18	H: 3 LOB: 1 BB: 0 P: 16	H: 2 LOB: 2 BB: 0 P: 20	H: 0 LOB: 0 BB: 0 P: 11

1B: 10 SF: 0
2B: 3 SAC: 1
3B: 1 DP: 1
HR: 1 HBP: 0

WP: 0 PA: 43
PB: 0
SB: 1
CS: 0

PITCHER		IP	WLS	BF	H	R	ER	SO	BB	IBB	HBP	BLK	WP	HR	S	P	ERA	WHIP
28 David Huff, L ERA: 6.26	(1, 1)	5.0	L	26	9	7	6	3	1	0	0	0	0	1	53	83	10.80	2.000
53 Rafael Perez, L ERA: 9.26	(6, 1)	2.0		9	4	1	1	1	0	0	0	0	0	0	24	34	4.50	2.000
38 Joe Smith, R ERA: 4.5	(8, 1)	1.0		5	2	0	0	2	0	0	0	0	0	0	15	20	0.00	2.000
34 Kerry Wood, R ERA: 5.47	(9, 1)	1.0		3	0	0	0	1	0	0	0	0	0	0	8	11	0.00	0.000

PITCHER	IP	WLS	BF	H	R	ER	SO	BB	IBB	HBP	BLK	WP	HR	S	P	ERA	WHIP

TOP

Cincinnati Reds @ Cleveland Indians

Progressive Field, Cleveland, OH

Sun Jun 28 2009, 1:05 PM EDT
Att. 23,900 - Partly Cloudy - 76 F

livebaseballscorecards.com

AB	41
R	8
H	15
RBI	8
BB	1
SO	7
LOB	16

BOTTOM

Cincinnati Reds @ Cleveland Indians

Progressive Field, Cleveland, OH

Sun Jun 28 2009, 1:05 PM EDT
Att. 23,900 - Partly Cloudy - 76 F

livebaseballscorecards.com

Batter	1	2	3	4	5	6	7	8	9	AB	R	H	RBI	BB	SO	LOB
13 Asdrúbal Cabrera, S (1, 6) OBP: 0.371, SLG: 0.422	C FF 89 B CH 78 X SI 90 1-1 24 1B 41 SF8 1B		B FF 89 C SL 81 X CH 79 1-1 ② G4-3		C FF 88 X CH 77 0-1 ① G1-3		C SI 84 X SC 67 0-1 ①② G6-3 1-2f		C FF 94 F SI 94 S SL 88 0-3 ③ K	5	1	1	0	0	1	2
24 Grady Sizemore, L (1, 10) OBP: 0.319, SLG: 0.434	B FF 89 1 SAFE 1 SAFE F SI 88 B SL 78 1 SAFE B CH 79 F FF 88 X FF 89 3-2 1-3 1B		S CH 81 C FF 89 B FF 89 B FF 89 B CH 78 B FF 90 4-2 41 BB BB		B SL 80 X FF 90 1-0 ② P3		B SL 76 B SI 85 F SI 83 F SI 86 B SL 78 F SI 83 C SL 74 3-3 ③ K			3	0	1	0	1	1	0
41 Victor Martinez, S (1, 3) OBP: 0.400, SLG: 0.534	B FF 90 B SL 80 1 SAFE F FF 89 F CH 79 X SI 89 2-2 ① SF8 3-H		C CH 78 B FF 86 1 SAFE B SL 82 B FF 88 B CH 79 4-1 1-2 BB		C CH 79 B SL 83 F FF 89 B FC 88 X CH 78 2-2 ③ G1			C SI 84 C SL 74 B SC 66 F SI 86 B CH 77 B SL 78 S SC 66 3-3 ① K		2	0	0	1	1	1	0
17 Shin-Soo Choo, L (1, 9) OBP: 0.402, SLG: 0.442	1 SAFE T SI 88 F SI 85 X FF 88 0-2 ② F7		C SL 80 B FF 90 B FF 89 S CH 80 X CH 78 2-2 ③ G3			X SI 89 0-0 ① F8		B SL 74 C SI 84 F SL 76 F SC 67 C FF 83 1-3 ② K		4	0	0	0	0	1	3
2 Jhonny Peralta, R (1, 5) OBP: 0.341, SLG: 0.367	1 SAFE C FF 89 B FF 89 F FF 88 T FF 89 1-2 ③ K			C SL 81 X FF 90 0-1 ① G6-3		B FF 91 B FF 89 F FF 89 B FF 88 C SI 87 F FF 88 B FF 88 4-2 25 BB BB		C SI 82 S SC 69 X SI 86 0-2 1B		3	0	1	0	1	1	1
25 Ryan Garko, R (1, 7) OBP: 0.358, SLG: 0.430		F FF 90 B SL 82 X SI 90 1-1 10 G6-4-3 1B		B SL 82 B FF 89 X FF 89 2-0 10 1B 1B		1 SAFE B CH 79 B FF 88 B FF 86 B FF 87 4-0 10 FC6-4 1-2 BB		S SL 76 F SI 85 X SC 69 0-2 ③ F7		3	0	2	0	1	0	1
1 Luis Valbuena, L (1, 4) OBP: 0.268, SLG: 0.380		M SI 83 B SI 83 1 SAFE B SL 81 1 SAFE F FF 88 X CH 79 2-2 ① F8		D CH 79 C SL 80 F FF 89 S FF 90 1-3 ② K		B SL 79 C SI 86 X FF 87 1-1 ② F4			B SI 94 C SI 94 F SL 86 X FF 95 1-2 ① F8	4	0	0	0	0	1	4
10 Kelly Shoppach, R (1, 2) OBP: 0.331, SLG: 0.378		B SI 89 F FF 89 B FF 90 S SL 82 F FF 89 F FF 90 X CH 80 2-2 ②③ G6-4-3 1-2f		S SL 82 X FF 88 0-1 1-2 1B		X FF 88 0-0 ③ FC6-4 1-2f			C SI 94 S SL 88 F FF 95 B SL 88 F SL 87 B SI 95 F FF 95 X SI 95 2-2 1B	4	0	2	0	0	0	3
12 Ben Francisco, R (1, 8) OBP: 0.303, SLG: 0.356			B FF 89 C SI 88 S SI 89 F SI 89 B CH 76 C FF 88 2-3 ① K	B FF 89 C FF 88 C SI 90 S FF 90 1-3 ③ K			C FF 88 B SI 88 S FF 86 F FC 88 H CH 77 2-2 13 G6-3 HBP		B SI 94 C SI 95 X SL 88 1-1 ② F8	3	0	0	0	0	2	3
Inning Stats	R: 1 H: 2 E: 0 LOB: 1 K: 1 BB: 0 S: 14 P: 21	R: 0 H: 1 E: 0 LOB: 0 K: 0 BB: 0 S: 10 P: 15	R: 0 H: 0 E: 0 LOB: 2 K: 1 BB: 2 S: 12 P: 25	R: 0 H: 2 E: 0 LOB: 2 K: 2 BB: 0 S: 11 P: 15	R: 0 H: 0 E: 0 LOB: 0 K: 0 BB: 0 S: 6 P: 9	R: 0 H: 0 E: 0 LOB: 2 K: 0 BB: 2 S: 7 P: 16	R: 0 H: 0 E: 0 LOB: 0 K: 1 BB: 0 S: 9 P: 14	R: 0 H: 1 E: 0 LOB: 1 K: 2 BB: 0 S: 14 P: 18	R: 0 H: 1 E: 0 LOB: 1 K: 1 BB: 0 S: 14 P: 18	1B: 7 SF: 1 2B: 0 SAC: 0 3B: 0 DP: 2 HR: 0 HBP: 1						

	AB	31
	R	1
	H	7
	RBI	1
	BB	4
	SO	8
	LOB	17

PITCHER		IP	WLS	BF	H	R	ER	SO	BB	IBB	HBP	BLK	WP	HR	S	P	ERA	WHIP
33 Micah Owings, R ERA: 4.63	(1, 1)	6.0	W	27	5	1	1	4	4	0	1	0	0	0	63	106	1.50	1.500
52 Daniel Herrera, L ERA: 2.05	(7, 1)	2.0		6	1	0	0	3	0	0	0	0	0	0	20	27	0.00	0.500
37 Josh Roenicke, R ERA:	(9, 1)	1.0		4	1	0	0	1	0	0	0	0	0	0	14	18	0.00	1.000

PITCHER	IP	WLS	BF	H	R	ER	SO	BB	IBB	HBP	BLK	WP	HR	S	P	ERA	WHIP

Arizona Diamondbacks @ Cincinnati Reds

Great American Ball Park, Cincinnati, OH

Tue Jun 30 2009, 7:10 PM EDT

Att. 22,725 - Cloudy - 74 F

livebaseballscorecards.com

TOP

Batter	1	2	3	4	5	6	7	8	9	AB	R	H	RBI	BB	SO	LOB
2 Felipe Lopez, S (1, 4) OBP: 0.356, SLG: 0.414	C CH 80 X SI 84 0-1 ① G4-3		C SL 74 X SI 88 0-1 ① G4-3 2-3	C SL 76 D SI 85 B SI 84 F SI 84 X SL 76 2-2 ③ G5-3		C SI 87 X CH 80 0-1 1B		F CH 88 B FC 91 B FC 90 X CH 85 2-1 ② F9		5	0	1	0	0	0	3
6 Stephen Drew, L (1, 6) OBP: 0.313, SLG: 0.405	B X 1-0 ② G6-3		D CH 82 F FF 87 C SL 75 X SI 87 1-2 ② FC5-2 10 E, 10 1B, 27 1B 3-H		B CU 70 C SL 72 X CH 80 1-1 ① F7	1 SAFE B FF 92 C FF 90 S SL 83 S FC 95 1-3 ② K		B SL 82 F FF 90 B FF 91 S CH 87 B FC 90 F FF 91 X CH 88 3-2 E1 10 1B		5	1	0	0	0	1	2
10 Justin Upton, R (1, 9) OBP: 0.399, SLG: 0.576	C SL 76 B SI 91 B FF 90 C SL 77 F SL 77 X SL 77 2-2 ③ F8		C SI 90 C SI 90 X SL 78 0-2 E4 27 1B 1-3 1B		C FF 89 X SL 75 0-1 ② G1-3	C SL 82 B FC 94 B SL 83 C SL 84 C FF 96 2-3 ③ K		S FC 91 1 SAFE S SL 82 X FC 90 0-2 1B 1-3		5	1	2	0	0	1	1
27 Mark Reynolds, R (1, 5) OBP: 0.361, SLG: 0.562		C SL 77 X FC 86 0-1 ① F9	C SL 76 S SI 89 B SL 77 B SI 88 F SI 89 X SI 89 2-2 18 1B 2-H 3-H 1B		F FF 89 B CU 70 B FF 89 C SL 79 F SI 89 F SL 77 X FF 90 2-2 2B		B SL 82 C SL 82 X FF 92 1-1 18 FC6-4 1B	S SL 83 S SL 82 1 SAFE B FC 90 S SL 83 1-3 ③ K		5	1	3	2	0	1	2
18 Gerardo Parra, L (1, 7) OBP: 0.298, SLG: 0.401		B CU 70 C CU 70 S FF 84 B SI 86 B CH 80 F SL 73 F FF 89 X SI 90 3-2 ② G5-3	X SI 85 0-0 24 CS 1B 2-H		B CH 82 X CH 82 1-0 ③ F8		1 SAFE B FC 89 B FF 90 F SI 92 B SL 81 X FF 92 3-1 ① FC6-4 31 F8, 24 BB 1-2f		B FF 93 C FF 93 X CU 79 1-1 ① G4-3	5	0	1	1	0	0	2
24 Chris Young, R (1, 8) OBP: 0.278, SLG: 0.368		B FF 85 B SL 73 B SL 72 B CH 83 4-0 31 BB, 26 1B BB	B CH 78 B SL 75 2-0 ③ CS 1-2	C SL 74 B FF 85 B FF 86 F SL 73 F SL 74 B SL 75 F CU 71 B FF 89 4-2 15 SH2-4, 26 1B BB		C SL 72 B SL 74 S CU 69 B SL 77 S SL 77 2-3 ① K	B FF 95 C SL 82 B FF 93 B SL 82 C FF 94 B SL 83 4-2 1-2 BB		C SL 88 C FF 94 F SL 87 X SL 86 0-2 ② L6	2	0	0	0	3	1	0
31 Tony Clark, S (1, 3) OBP: 0.305, SLG: 0.500		B SL 74 B FF 89 B SI 88 C FF 88 D CH 83 4-1 26 1B 1-2 BB		C FF 89 B FC 84 1 SAFE 1 SAFE F FF 86 B FF 90 S SL 76 2-3 ① K		S CH 82 B FF 90 B FF 89 B SL 74 F CH 80 B CH 83 4-2 26 HR BB	B FC 94 B SL 83 X FF 92 2-0 ② F8 2-3		B CU 78 B CU 78 S SI 92 B CU 78 C SL 86 C FF 94 3-3 ③ K	3	1	0	0	2	2	3
26 Miguel Montero, L (1, 2) OBP: 0.339, SLG: 0.386		X CU 72 0-0 ③ 1-2 2-H 1B		X FF 87 0-0 15 SH2-4 1-2 1B		C SI 87 C FF 83 X SI 84 0-2 1-H HR	C SL 84 T FC 95 S FF 97 0-3 ③ K			4	1	3	2	0	1	2
15 Dan Haren, R (1, 1) OBP: 0.286, SLG: 0.486 28 Alex Romero, L (8, PH) OBP: 0.400, SLG: 0.333 56 Ramon Pena, R (8, 1) 60 Scott Schoeneweis, L (8, 1) 57 Jon Rauch, R (8, 1) 50 Chad Qualls, R (9, 1)			B SI 87 B SI 87 B CH 80 C CH 83 X CH 82 3-1 2 G4-3, 6 FC5-2 2B	C SI 87 X SL 77 0-1 ② SH2-4 1-2 2-3		X SL 72 0-0 HR		C FC 91 B CH 87 F FF 92 B FC 90 X FF 90 2-2 ① G3-1		2 1 0 0 0 0	1 0 0 0 0 0	2 0 0 0 0 0	1 0 0 0 0 0	0 0 0 0 0 0	0 0 0 0 0 0	0 0 0 0 0 0
Inning Stats	R: 0 E: 0 K: 0 S: 7 H: 0 LOB: 0 BB: 0 P: 10	R: 0 E: 0 K: 0 S: 9 H: 1 LOB: 2 BB: 2 P: 20	R: 3 E: 1 K: 0 S: 15 H: 4 LOB: 0 BB: 0 P: 23	R: 0 E: 0 K: 1 S: 13 H: 1 LOB: 2 BB: 1 P: 21	R: 0 E: 0 K: 0 S: 10 H: 1 LOB: 1 BB: 0 P: 14	R: 3 E: 0 K: 3 S: 17 H: 3 LOB: 1 BB: 1 P: 26	R: 0 E: 0 K: 1 S: 10 H: 1 LOB: 2 BB: 1 P: 20	R: 0 E: 1 K: 1 S: 15 H: 1 LOB: 2 BB: 0 P: 23	R: 0 E: 0 K: 1 S: 9 H: 0 LOB: 0 BB: 0 P: 13	1B: 8 2B: 2 3B: 0 HR: 2	SF: 0 SAC: 1 DP: 0 HBP: 0					

	AB	37
	R	6
	H	12
	RBI	6
	BB	5
	SO	7
	LOB	15

WP: 0 PB: 0 SB: 0 CS: 1 PA: 44

PITCHER		IP	WLS	BF	H	R	ER	SO	BB	IBB	HBP	BLK	WP	HR	S	P	ERA	WHIP
61 Bronson Arroyo, R ERA: 5.69	(1, 1)	5.1	L	28	10	6	5	2	4	0	0	0	0	2	65	105	8.44	2.625
46 Carlos Fisher, R ERA: 3.38	(6, 1)	1.2		7	1	0	0	3	1	0	0	0	0	0	16	29	0.00	1.200
51 Jared Burton, R ERA: 4.81	(8, 1)	1.0		5	1	0	0	1	0	0	0	0	0	0	15	23	0.00	1.000
37 Josh Roenicke, R ERA:	(9, 1)	1.0		3	0	0	0	1	0	0	0	0	0	0	9	13	0.00	0.000

PITCHER	IP	WLS	BF	H	R	ER	SO	BB	IBB	HBP	BLK	WP	HR	S	P	ERA	WHIP

Arizona Diamondbacks @ Cincinnati Reds

Great American Ball Park, Cincinnati, OH

Tue Jun 30 2009, 7:10 PM EDT

Att. 22,725 - Cloudy - 74 F

livebaseballscorecards.com

BOTTOM

Batter	1	2	3	4	5	6	7	8	9	AB	R	H	RBI	BB	SO	LOB
3 Willy Taveras, R (1, 8) OBP: 0.281, SLG: 0.298	C FF 91 X FF 92 0-1 G6-3 ①			B FF 89 B FC 87 C FC 85 X FF 92 2-1 P4 ①		B FF 92 X FC 86 1-0 F8 ②		B SL 87 C FF 94 C SL 87 F SL 88 F SL 88 X FF 95 1-2 4 SF8 19 1B 1-2 1B		4	0	1	0	0	0	0
15 Jerry Hairston, R (1, 5) (6, 6) OBP: 0.306, SLG: 0.396	B SI 92 F FC 87 C FC 87 B FC 88 B FC 87 F FF 93 S FC 89 3-3 K ②			B FF 93 F KC 79 F FC 87 F FC 88 S FS 86 1-3 K ②		F FC 85 X KC 79 0-1 2B		C SL 87 B FF 96 C FF 96 X SL 89 1-2 F9 ①		4	0	1	0	0	2	2
19 Joey Votto, L (1, 3) OBP: 0.451, SLG: 0.604	C KC 80 C FF 92 B FF 93 X FC 86 1-2 G4-3 ③			B FF 93 B FF 90 B KC 78 B FF 91 4-0 BB		B FF 90 B KC 78 F FF 92 B FF 90 T FF 91 F FF 91 X FC 85 3-2 G3 ③		X SI 89 0-0 1-2 2-3 1B		3	0	1	0	1	0	1
4 Brandon Phillips, R (1, 4) OBP: 0.338, SLG: 0.473		B FC 87 B FC 89 C KC 79 B FF 90 C FC 86 X FF 93 3-2 G4-3 ①		C FC 86 F FS 86 B FC 87 S FC 86 1-3 K ③			X FC 87 0-0 G3-1 ①	C SL 88 S SL 85 D SL 86 B FF 93 B FF 94 X SL 89 3-2 SF8 ② 2-3 3-H		3	0	0	1	0	1	1
17 Laynce Nix, L (1, 7) OBP: 0.311, SLG: 0.512		B FF 93 C KC 80 B KC 79 F KC 80 B FF 93 F FF 94 F FF 93 F KC 80 F FF 93 3-3 K ②			F KC 78 B FF 91 X FF 91 1-1 G3-1 ①		F FF 89 X FS 84 0-1 55 2B 2B	F FC 93 S FF 94 X FF 93 0-2 F9 ③		4	1	1	0	0	1	2
55 Ramon Hernandez, R (1, 2) OBP: 0.327, SLG: 0.363		B FC 88 C FC 89 C FF 93 C FF 94 1-3 K ③			C KC 78 B FC 87 F FF 90 F FC 87 B FS 87 B FC 87 S FC 86 3-3 K ②		B FC 87 X KC 80 1-0 2-H 2B		C SI 94 B SI 93 B SI 93 F SI 93 X SL 87 2-2 G6-3 ①	4	0	1	1	0	2	0
32 Jay Bruce, L (1, 9) OBP: 0.297, SLG: 0.463			B FF 91 F FF 91 B FF 92 S KC 79 C FF 92 2-3 K ①		C KC 78 B FF 91 F FF 91 B FS 85 X FS 85 2-2 1B		B FF 90 B FF 92 C FF 92 X FF 91 2-1 F8 ②		X SI 92 0-0 G3-1 ②	4	0	1	0	0	1	1
7 Paul Janish, R (1, 6) OBP: 0.301, SLG: 0.299 46 Carlos Fisher, R (6, 1) 31 Jonny Gomes, R (7, PH) OBP: 0.429, SLG: 0.592 51 Jared Burton, R (8, 1) 37 Josh Roenicke, R (9, 1) 21 Chris Dickerson, L (9, PH) OBP: 0.380, SLG: 0.394			B FF 94 X FC 87 1-0 F7 ②		S FC 88 X FC 86 0-1 G1 ③		S FC 87 D FC 90 B FC 87 C FC 88 B FF 92 S FC 88 3-3 K ③		B SI 93 C SI 93 C SL 85 S SL 88 1-3 K ③	2 0 1 0 0 1	0 0 0 0 0 0	0 0 0 0 0 0	0 0 0 0 0 0	0 0 0 0 0 0	0 0 1 0 0 1	1 0 1 0 0 0
61 Bronson Arroyo, R (1, 1) OBP: 0.154, SLG: 0.231 9 Danny Richar, L (6, 5) OBP: 0.286, SLG: 0.167			S FF 93 B FF 94 S FC 87 C FF 94 1-3 K ③			B FF 90 C KC 78 C KC 78 F FF 92 B FS 87 X KC 78 2-2 F9 ①		B FF 95 B FF 95 C FF 94 B FF 95 C FF 94 B FF 95 4-2 19 1B 3 1B 4 SF8 BB		1 1	0 1	0 1	0 0	0 1	1 0	0 0
Inning Stats	R: 0 E: 0 K: 1 S: 9 H: 0 LOB: 0 BB: 0 P: 13	R: 0 E: 0 K: 2 S: 14 H: 0 LOB: 0 BB: 0 P: 21	R: 0 E: 0 K: 2 S: 7 H: 0 LOB: 0 BB: 0 P: 11	R: 0 E: 0 K: 2 S: 9 H: 0 LOB: 1 BB: 0 P: 17	R: 0 E: 0 K: 1 S: 11 H: 1 LOB: 1 BB: 0 P: 17	R: 0 E: 0 K: 0 S: 11 H: 1 LOB: 1 BB: 0 P: 17	R: 1 E: 0 K: 1 S: 9 H: 2 LOB: 1 BB: 0 P: 15	R: 1 E: 0 K: 0 S: 17 H: 2 LOB: 2 BB: 1 P: 26	R: 0 E: 0 K: 1 S: 7 H: 0 LOB: 0 BB: 0 P: 10	1B: 3 2B: 3 3B: 0 HR: 0 SF: 1 SAC: 0 DP: 0 HBP: 0						

	AB	32
	R	2
	H	6
	RBI	2
	BB	2
	SO	10
	LOB	9

PITCHER		IP	WLS	BF	H	R	ER	SO	BB	IBB	HBP	BLK	WP	HR	S	P	ERA	WHIP
15 Dan Haren, R ERA: 2.19	(1, 1)	7.0	W	26	4	1	1	9	1	0	0	0	0	0	70	111	1.29	0.714
56 Ramon Pena, R ERA: 4.36	(8, 1)	0.1		3	1	1	1	0	1	0	0	0	0	0	10	16	27.00	6.000
60 Scott Schoeneweis, L ERA: 4.26	(8, 1)	0.0		1	1	0	0	0	0	0	0	0	0	0	1	1	∞	∞
57 Jon Rauch, R ERA: 4.54	(8, 1)	0.2	H	2	0	0	0	0	0	0	0	0	0	0	6	9	0.00	0.000
50 Chad Qualls, R ERA: 4.11	(9, 1)	1.0		3	0	0	0	1	0	0	0	0	0	0	7	10	0.00	0.000

PITCHER	IP	WLS	BF	H	R	ER	SO	BB	IBB	HBP	BLK	WP	HR	S	P	ERA	WHIP

Batter	1	2	3	4	5	6	7	8	9	AB	R	H	RBI	BB	SO	LOB
2 Felipe Lopez, S (1, 4) OBP: 0.358, SLG: 0.413	B FF 89 B FF 90 F FF 90 C FF 90 B SL 86 B FF 90 4-2 10 FC6-4 BB		C FF 92 B SL 82 B SL 82 F FF 92 X FF 94 2-2 6 SH1-3 1B		C SL 83 C SL 83 F SL 87 B FF 95 B SL 89 C SL 86 2-3 ③ K		B FF 94 B FF 94 C FF 93 F FF 94 B FF 94 F FF 93 X FF 93 3-2 ③ F9			3	0	1	0	1	1	3
6 Stephen Drew, L (1, 6) OBP: 0.309, SLG: 0.399	L FF 90 1 SAFE B FF 89 C SL 82 B FF 93 S FF 92 2-3 ① K		X SI 92 0-0 ① SH1-3 1-2			B SL 84 C SL 82 X FF 93 1-1 ① F7		C FC 88 B CH 84 B CH 84 X CH 84 2-1 ① G4-3		3	0	0	0	0	1	1
10 Justin Upton, R (1, 9) OBP: 0.394, SLG: 0.568	C SL 84 B SL 82 F FF 91 X FF 92 1-2 ② FC6-4 1-2f		B SL 87 C SL 86 C FF 94 D FF 95 B SL 87 F SL 88 F FF 96 S SL 89 3-3 ② K			S SL 86 B FF 94 T SL 88 F SL 86 S SL 89 1-3 ② K2-3		C SL 85 B SL 84 B SL 86 X SL 85 2-1 ② F9		4	0	0	0	0	2	2
27 Mark Reynolds, R (1, 5) OBP: 0.357, SLG: 0.554	T FF 91 F SL 84 B FF 93 X SL 84 1-2 ③ F7		B FF 94 B FF 94 C SL 86 F FF 94 B FF 94 S SL 87 3-3 ③ K			B SL 86 B SL 87 X SL 86 2-0 ③ G5-3		C FF 90 C FF 90 B FC 89 B SL 84 S SL 84 2-3 ③ K		4	0	0	0	0	2	2
18 Gerardo Parra, L (1, 7) OBP: 0.302, SLG: 0.400		B CH 88 B SI 91 C FF 91 B FF 92 B SI 90 4-1 26 CS BB		B SL 82 B SL 84 B FF 92 C FF 90 X SI 92 3-1 ① G4-3			X FF 92 0-0 26 SH5-3 24 WP 1B		F FF 94 F FF 94 C SL 88 0-3 ① K	3	0	1	0	1	1	0
24 Chris Young, R (1, 8) OBP: 0.278, SLG: 0.364		C FF 92 C SL 84 B FF 92 F SL 84 1 SAFE S 1-3 ① K		C FF 94 B FF 93 B FF 94 B SL 87 S FF 93 T FF 94 3-2 ② K			F FF 92 C FF 92 F FF 94 B SL 82 F SL 84 B FF 93 B FF 94 B FF 95 4-2 26 SH5-3 1-2 BB		C SL 87 X FF 94 0-1 ② P3	3	0	0	0	1	2	1
26 Miguel Montero, L (1, 2) OBP: 0.339, SLG: 0.381		B FF 89 B FF 93 B FF 93 C FF 91 S FF 92 B FF 93 4-2 ② 18 BB 1-2 BB		B FF 93 F FF 93 F FF 95 B FF 94 X FF 95 2-2 ③ F7			B FF 93 X FF 94 1-0 ① SH5-3 1-2 2-3		B FF 95 F SL 88 B FF 96 B FF 95 S SL 89 X FF 97 3-2 ③ G1-3	2	0	0	0	1	0	0
18 Chad Tracy, L (1, 3) OBP: 0.265, SLG: 0.370 14 Ryan Roberts, R (7, PH) OBP: 0.353, SLG: 0.324 35 Clay Zavada, L (7, 1) 58 Juan Gutierrez, R (7, 1)		B FF 91 B FF 93 B SL 86 C SL 83 B SL 86 4-1 1-2 BB			B FF 92 F SL 83 B SL 91 B SI 93 X SL 85 3-1 ① F8		D FF 85 C FF 86 C FF 93 B FF 95 F SL 84 S FF 93 2-3 ② K			1 1 0 0	0 0 0 0	0 0 0 0	0 0 0 0	1 0 0 0	0 1 0 0	0 2 0 0
52 Jon Garland, R (1, 1) OBP: 0.065, SLG: 0.033 31 Tony Clark, S (7, PH) OBP: 0.317, SLG: 0.500 (7, 3)		F FF 94 S SL 88 D SL 86 B FF 95 F SL 87 C SL 88 2-3 ③ K			B FF 94 C FF 94 B FF 94 X FF 94 2-1 ② P5		B SL 84 B FF 94 S FF 94 B FF 94 B FF 93 4-1 BB			2 0	0 0	0 0	0 0	0 1	1 0	2 0
Inning Stats	R: 0 E: 0 K: 1 S: 11 H: 0 LOB: 1 BB: 1 P: 19	R: 0 E: 0 K: 2 S: 12 H: 0 LOB: 2 BB: 3 P: 27	R: 0 E: 0 K: 2 S: 12 H: 1 LOB: 1 BB: 0 P: 20	R: 0 E: 0 K: 1 S: 8 H: 0 LOB: 0 BB: 0 P: 16	R: 0 E: 0 K: 1 S: 8 H: 0 LOB: 0 BB: 0 P: 15	R: 0 E: 0 K: 1 S: 7 H: 0 LOB: 0 BB: 0 P: 11	R: 0 E: 0 K: 1 S: 15 H: 1 LOB: 3 BB: 2 P: 29	R: 0 E: 0 K: 1 S: 7 H: 0 LOB: 0 BB: 0 P: 13	R: 0 E: 0 K: 1 S: 8 H: 0 LOB: 0 BB: 0 P: 11	1B: 2 2B: 0 3B: 0 HR: 0	SF: 0 SAC: 2 DP: 0 HBP: 0			WP: 1 PB: 0 SB: 0 CS: 1	PA: 34		

PITCHER		IP	WLS	BF	H	R	ER	SO	BB	IBB	HBP	BLK	WP	HR	S	P	ERA	WHIP
47 Johnny Cueto, R ERA: 2.69	(1, 1)	6.0	W	22	1	0	0	8	4	0	0	0	0	0	58	108	0.00	0.833
53 Arthur Rhodes, L ERA: 1.63	(7, 1)	1.0	H	6	1	0	0	1	2	0	0	0	1	0	15	29	0.00	3.000
25 David Weathers, R ERA: 2.36	(8, 1)	1.0	H	3	0	0	0	1	0	0	0	0	0	0	7	13	0.00	0.000
48 Francisco Cordero, R ERA: 1.91	(9, 1)	1.0	S	3	0	0	0	1	0	0	0	0	0	0	8	11	0.00	0.000

PITCHER	IP	WLS	BF	H	R	ER	SO	BB	IBB	HBP	BLK	WP	HR	S	P	ERA	WHIP

TOP

Arizona Diamondbacks @ Cincinnati Reds

Great American Ball Park, Cincinnati, OH

Wed Jul 01 2009, 7:10 PM EDT

Att. 20,374 - Cloudy - 66 F

livebaseballscorecards.com

AB	26
R	0
H	2
RBI	0
BB	6
SO	11
LOB	13

Batter	1	2	3	4	5	6	7	8	9	AB	R	H	RBI	BB	SO	LOB
21 Chris Dickerson, L (1, 8) OBP: 0.383, SLG: 0.403	X SI 90 0-0 ① F8		1 SAFE B FF 92 1 SAFE X FF 91 1-0 ② 1-H 2B			B CH 81 X CH 82 1-0 15 G4-3 19 1B 1B	S CU 73 B CU 72 B SI 89 F CH 80 S SI 88 2-3 ② K			4	1	2	0	0	1	3
15 Jerry Hairston, R (1, 6) (8, 5) OBP: 0.302, SLG: 0.389	B FF 91 C FF 91 B CH 83 B FF 91 C FF 89 F FF 89 F FF 92 X FF 92 3-2 ② F8		L FF 90 B FF 92 X SI 92 1-1 ③ G6-3			L SL 87 1 SAFE P PO 86 X SL 87 1-1 ① G4-3 1-2	B CU 83 C CU 84 X FF 95 1-1 ③ P5			4	0	0	0	0	0	5
19 Joey Votto, L (1, 3) OBP: 0.452, SLG: 0.601	C SI 91 B CH 84 S CH 83 X FF 93 1-2 ③ G4-3			X CH 82 0-0 ① F7		F FF 92 X FF 91 0-1 2-H 1B		T CH 83 X CU 85 0-1 4 G5-4-3 1B		4	0	2	1	0	0	0
4 Brandon Phillips, R (1, 4) OBP: 0.337, SLG: 0.469		C FF 90 F SL 85 X SL 85 0-2 17 FC4-6 1B		B FF 88 X SL 83 1-0 ② F7		B FF 90 F SL 84 B FF 90 X SI 91 2-1 ② F9		C CU 84 B FF 95 X 1-1 ① ② G5-4-3 1-2f		4	0	1	0	0	0	2
17 Laynce Nix, L (1, 7) OBP: 0.304, SLG: 0.500		F FF 90 1 SAFE X FF 91 0-1 ① FC4-6 55 G6-3 1-2f		B FF 91 X FF 90 1-0 ③ F9		B FF 92 S FF 88 X FF 91 1-1 ③ L5		C FF 96 X FF 95 0-1 ③ P5		4	0	0	0	0	0	2
55 Ramon Hernandez, R (1, 2) OBP: 0.331, SLG: 0.370		C FF 88 X FF 92 0-1 ② G6-3 1-2			F FF 91 B SL 88 T SL 83 B FF 90 X SI 91 2-2 2B		X SI 89 0-0 32 FC3-6 1B			3	0	2	0	0	0	1
32 Jay Bruce, L (1, 9) OBP: 0.294, SLG: 0.458		B SL 82 B CH 81 F FF 91 S FF 92 B FF 89 X CH 82 3-2 ③ F9			F FF 91 B FF 90 S CH 82 B FF 91 X FF 92 2-2 ① F8		L SI 89 B SI 91 F SI 89 X CU 74 1-2 ① FC3-6 7 1B 31 BB 1-2f			3	0	0	0	0	0	3
9 Danny Richar, L (1, 5) OBP: 0.333, SLG: 0.250 31 Jonny Gomes, R (7, PH) OBP: 0.435, SLG: 0.592 25 David Weathers, R (8, 1) 48 Francisco Cordero, R (9, 1)			B SI 91 C FF 90 X FF 92 1-1 21 2B 1B		S CH 83 F SI 92 F FF 89 S CU 79 0-3 ② K		B CH 82 S CH 82 F CH 82 1 SAFE F CH 82 B FF 88 B FF 89 F CH 82 B CH 82 4-2 7 1B 1-2 BB			2 0 0 0	0 0 0 0	1 0 0 0	0 1 0 0	0 0 0 0	1 0 0 0	1 0 0 0
47 Johnny Cueto, R (1, 1) OBP: 0.194, SLG: 0.138 53 Arthur Rhodes, L (7, 1) 7 Paul Janish, R (7, PH) OBP: 0.311, SLG: 0.309 (8, 6)			L FF 90 L FF 90 M SL 88 0-3 ① K		X FF 89 0-0 ③ G1-3		C CH 82 B SI 89 B SI 88 X CH 82 2-1 1-2 2-3 1B			2 0 1	0 0 0	0 0 1	0 0 0	0 0 0	1 0 0	2 0 0
Inning Stats	R: 0 E: 0 K: 0 S: 9 H: 0 LOB: 0 BB: 0 P: 13	R: 0 E: 0 K: 0 S: 10 H: 1 LOB: 1 BB: 0 P: 13	R: 0 E: 0 K: 1 S: 8 H: 2 LOB: 1 BB: 0 P: 11	R: 0 E: 0 K: 0 S: 3 H: 0 LOB: 0 BB: 0 P: 5	R: 0 E: 0 K: 1 S: 11 H: 1 LOB: 1 BB: 0 P: 15	R: 1 E: 0 K: 0 S: 10 H: 2 LOB: 1 BB: 0 P: 14	R: 0 E: 0 K: 1 S: 15 H: 2 LOB: 3 BB: 1 P: 25	R: 0 E: 0 K: 0 S: 6 H: 1 LOB: 0 BB: 0 P: 7		1B: 7 2B: 2 3B: 0 HR: 0 SF: 0 SAC: 0 DP: 1 HBP: 0						

PITCHER		IP	WLS	BF	H	R	ER	SO	BB	IBB	HBP	BLK	WP	HR	S	P	ERA	WHIP
52 Jon Garland, R ERA: 4.81	(1, 1)	6.0	L	23	6	1	1	2	0	0	0	0	0	0	51	71	1.50	1.000
35 Clay Zavada, L ERA:	(7, 1)	0.2		5	2	0	0	1	1	0	0	0	0	0	13	22	0.00	4.500
58 Juan Gutierrez, R ERA: 4.66	(7, 1)	1.1		4	1	0	0	0	0	0	0	0	0	0	8	10	0.00	0.750

PITCHER	IP	WLS	BF	H	R	ER	SO	BB	IBB	HBP	BLK	WP	HR	S	P	ERA	WHIP

BOTTOM

Arizona Diamondbacks @ Cincinnati Reds

Great American Ball Park, Cincinnati, OH

Wed Jul 01 2009, 7:10 PM EDT

Att. 20,374 - Cloudy - 66 F

livebaseballscorecards.com

AB	31
R	1
H	9
RBI	1
BB	1
SO	3
LOB	19

REDS

Batter	1	2	3	4	5	6	7	8	9	10	AB	R	H	RBI	BB	SO	LOB
2 Felipe Lopez, S (1, 4) OBP: 0.359, SLG: 0.411	C FF 90 C FF 91 C FF 92 0-3 ①		C CU 75 B FF 91 B FF 91 X FF 91 2-1 L6 ②		B FF 90 X FF 91 1-0 1B		F FF 93 P PO 92 B FF 92 F FF 92 F FF 93 X FF 93 2-2 L5 ③ 1-2			B FF 97 B FF 88 I IN 75 I IN 74 4-0 31 BB 2-3 IBB	4	0	1	0	1	1	1
6 Stephen Drew, L (1, 6) OBP: 0.304, SLG: 0.392 50 Chad Qualls, R (8, 1) 31 Tony Clark, S (10, PH) OBP: 0.328, SLG: 0.500 35 Clay Zavada, L (10, 1)	F FF 91 F FF 91 B FF 92 B FF 91 X FF 92 2-2 G4-3 ②		F FF 91 B FF 92 F FF 91 S FF 93 1-3 K ③		C FF 92 B FF 92 B FF 91 F FF 92 1 SAFE X FF 92 2-2 L7 ③			S FS 89 B FS 90 X FF 95 1-1 P5 ①		C FF 97 B FF 97 B FF 96 B FF 97 B FF 98 4-1 1-2 BB	4 0 0 0	0 0 0 0	0 0 0 0	0 0 1 0	0 0 0 0	1 0 0 0	1 0 0 0
10 Justin Upton, R (1, 9) OBP: 0.387, SLG: 0.558	X SL 81 0-0 G4-3 ③			C FF 90 B FF 91 B SL 83 C FF 91 C FF 94 2-3 ③		C FF 91 C FF 91 B FF 93 S FF 92 1-3 K ①		B FC 90 F FC 92 B FF 97 X FC 92 2-1 G2-3 ②		B SL 91 F FF 97 X SL 90 1-1 F9-2 ② ③ 3-H	5	0	0	0	0	2	3
27 Mark Reynolds, R (1, 5) OBP: 0.356, SLG: 0.561		C FF 89 B FF 88 B FF 91 C FF 91 X SL 83 2-2 L9 ①		S FF 91 F FF 91 S FF 92 0-3 K ②		S FF 92 B FF 92 S FF 92 X FF 92 1-2 HR		B FF 96 F FF 96 B FF 94 F SL 85 C 2-3 K ③			4	1	1	1	0	2	0
18 Gerardo Parra, L (1, 8) OBP: 0.306, SLG: 0.395		B FF 91 B FF 89 B FF 89 B FF 87 4-0 26 G4-3 26 S 18 1B BB		F FF 92 C FF 93 B FF 93 F FF 92 B FF 93 F FF 93 B CU 76 F FF 94 B FF 93 4-2 26 1B BB		B CU 76 F SI 90 B FF 92 X FF 90 2-1 F7 ②			C SL 76 F SL 74 B SL 74 X SC 66 1-2 F9 ①		2	1	0	0	2	0	0
26 Miguel Montero, L (1, 2) OBP: 0.337, SLG: 0.377		C FF 91 F FF 92 F FF 92 F FF 93 B FF 93 F SI 92 1 SAFE B FF 93 X FF 93 2-2 G4-3 ② 1-3		F FF 93 F FF 92 P PO 85 X FF 94 1-2 1-3 1B		C CU 74 B FF 91 X SI 89 1-1 F8 ③			B SL 76 S SL 76 F SI 86 F SL 74 S FF 83 1-3 K ②		4	0	1	0	0	1	1
18 Chad Tracy, L (1, 3) OBP: 0.265, SLG: 0.366		C FF 92 X FF 92 0-1 3-H 1B		B FF 92 X FF 93 1-0 F8 ③			B FF 88 F FF 91 F FF 92 F FF 92 F SL 84 B FF 92 S SL 81 2-3 K ①		B FF 82 C SI 87 T SL 75 X SL 78 1-2 G4-3 ③		4	0	1	1	0	1	2
28 Alex Romero, L (1, 7) OBP: 0.429, SLG: 0.273		C FF 90 B SI 90 C SI 91 S FF 92 1-3 K ③			X FF 90 0-0 B2-3 ①		F CU 74 B CU 74 B FF 91 B FF 90 B SI 90 4-1 2 S BB			S FF 94 F FF 96 B FF 95 B SL 89 F SL 88 B FF 97 D SL 90 4-2 2 WP 11 SH1-3 10 F9-2 BB	2	0	0	0	2	1	1
49 Doug Davis, R (1, 1) OBP: 0.167, SLG: 0.233 57 Jon Rauch, R (8, 1) 60 Scott Schoeneweis, L (8, 1) 11 Augie Ojeda, S (8, 6) OBP: 0.321, SLG: 0.314			C FF 89 F FF 89 B FF 87 C FF 90 1-3 K ①		S FF 88 X FF 89 0-1 B1 ②		P PO 89 L FF 88 B FF 89 X FF 90 2-1 B3 ②			X FF 95 0-0 SH1-3 ① 1-2	3 0 0 0	0 0 0 0	0 0 0 0	0 0 0 0	0 0 0 0	1 0 0 0	1 0 0 0
Inning Stats	R: 0 E: 0 K: 1 S: 7 H: 0 LOB: 0 BB: 0 P: 9	R: 1 E: 0 K: 1 S: 14 H: 1 LOB: 1 BB: 1 P: 23	R: 0 E: 0 K: 2 S: 8 H: 0 LOB: 0 BB: 0 P: 12	R: 0 E: 0 K: 2 S: 16 H: 1 LOB: 2 BB: 1 P: 23	R: 0 E: 0 K: 0 S: 7 H: 1 LOB: 1 BB: 0 P: 10	R: 1 E: 0 K: 1 S: 10 H: 1 LOB: 0 BB: 0 P: 15	R: 0 E: 0 K: 1 S: 14 H: 0 LOB: 1 BB: 1 P: 22	R: 0 E: 0 K: 1 S: 7 H: 0 LOB: 0 BB: 0 P: 12	R: 0 E: 0 K: 1 S: 10 H: 0 LOB: 0 BB: 0 P: 13	R: 0 E: 0 K: 0 S: 7 H: 0 LOB: 2 BB: 3 P: 20	1B: 3 2B: 1 3B: 0 HR: 1 SF: 0 SAC: 1 DP: 1 HBP: 0						

PITCHER	IP	WLS	BF	H	R	ER	SO	BB	IBB	HBP	BLK	WP	HR	S	P	ERA	WHIP
39 Aaron Harang, R (1, 1) ERA: 3.86	7.0		28	4	2	2	8	3	0	0	0	0	1	76	114	2.57	1.000
40 Nick Masset, R (8, 1) ERA: 1.71	1.0		3	0	0	0	1	0	0	0	0	0	0	7	12	0.00	0.000
52 Daniel Herrera, L (9, 1) ERA: 1.99	1.0		3	0	0	0	1	0	0	0	0	0	0	10	13	0.00	0.000
48 Francisco Cordero, R (10, 1) ERA: 1.85	1.0	W	5	0	0	0	0	2	1	0	0	1	0	7	20	0.00	2.000

PITCHER	IP	WLS	BF	H	R	ER	SO	BB	IBB	HBP	BLK	WP	HR	S	P	ERA	WHIP

TOP

Arizona Diamondbacks @ Cincinnati Reds

Great American Ball Park, Cincinnati, OH

Thu Jul 02 2009, 12:35 PM EDT
Att. 19,592 - Cloudy - 69 F

livebaseballscorecards.com

AB	32
R	2
H	4
RBI	2
BB	6
SO	10
LOB	10

WP: 1	PA: 39		
PB: 0			
SB: 2			
CS: 0			

Batter	1	2	3	4	5	6	7	8	9	10	AB	R	H	RBI	BB	SO	LOB
3 Willy Taveras, R (1, 8) OBP: 0.277, SLG: 0.293	X FF 82 0-0 ① B2		C FC 81 F CH 78 F FC 83 F FF 88 B CU 69 X CU 68 1-2 ② F7	X FC 86 0-0 ② FC5-2 15 FC5 1-2 2-3 3-Hf		C CH 80 B SI 88 X CH 79 1-1 ② L7		D SL 86 B SI 96 C SL 86 F SL 86 S SL 89 2-3 ③ K		C SI 90 F SI 90 C SI 91 0-3 ① K	4	0	0	0	0	0	3
17 Jayce Nix, L (8, PH) OBP: 0.301, SLG: 0.494											2	0	0	0	0	2	5
15 Jerry Hairston, R (1, 5) OBP: 0.302, SLG: 0.385	C SI 84 X CH 78 0-1 ② F7		B SI 87 B CH 80 B FC 83 D FC 83 4-0 19 1B BB	C FF 80 X FC 87 0-1 ③ FC5 1-2 2-3f		B CH 80 X CH 80 1-0 ③ G3			C SI 94 B SL 87 S SL 87 F SL 88 B SL 90 B FF 94 F SI 92 X FF 93 3-2 4 FC5-4 19 1B 27 FC4-6 1B	B CH 82 B CH 80 C FF 90 F FF 90 X FF 90 2-2 ② F9	5	1	1	0	1	0	6
19 Joey Votto, L (1, 3) OBP: 0.458, SLG: 0.610	F SI 86 B CH 77 B FC 83 X FC 83 2-1 2B		B FC 83 C CU 68 X CU 69 1-1 1-2 1B		C CH 78 B CH 78 F FC 83 C SI 88 1-3 ① K		F CH 80 B FC 84 X FC 82 1-1 ① F7		X FF 94 0-0 4 FC5-4 1-2 1B	X SI 89 0-0 1-2 2-3 3-H 1B	6	0	4	1	0	1	0
4 Brandon Phillips, R (1, 4) OBP: 0.334, SLG: 0.464	F CH 79 B FC 82 D FC 84 B CH 80 F FC 82 X FF 87 3-2 ③ G3-1		F FC 84 B FF 83 C SI 87 B FF 88 F FC 85 X FC 86 2-2 ③ F8		C SL 69 X CU 70 0-1 29 1B 1B		F CH 79 C SI 88 B FF 83 X SI 88 1-2 ② L8		C SL 86 B SI 96 X SL 88 1-1 ① FC5-4 27 FC4-6 1-2f 2-3		5	0	1	0	0	0	5
31 Jonny Gomes, R (1, 7) OBP: 0.427, SLG: 0.587		X FC 81 0-0 ① F8		F CH 78 B FC 82 F FC 82 B SI 86 X FC 83 2-2 29 1B 21 1B 2B	1 SAFE F FC 84 F FF 85 D CU 71 S CU 68 1-3 ② K		C CH 80 C SL 69 S CU 69 0-3 ③ K2-3		X SI 95 0-0 ② FC4-6 1-2f 3-H		4	1	1	0	0	2	1
40 Nick Masset, R (8, 1)											0	0	0	0	0	0	0
52 Daniel Herrera, L (9, 1)											0	0	0	0	0	0	0
27 Drew Sutton, S (9, PH) (10, 5)											1	0	0	1	0	0	1
29 Ryan Hanigan, R (1, 2) OBP: 0.423, SLG: 0.403		B SI 84 C FC 82 B FC 82 C FC 82 B FC 82 F FF 87 F FF 85 B FC 82 4-2 7 FC6-4 BB		C FF 85 X FC 84 0-1 7 BB 21 1B 3 FC5-2 2-3 1B	X FC 85 0-0 21 BB 1-3 1B			B SL 87 C FC 92 B FC 92 X FC 92 2-1 55 1B 21 WP 1B	F SI 96 X SI 93 0-1 ③ G5-3		3	0	3	0	1	0	0
9 Danny Richar, L (8, PR) OBP: 0.333, SLG: 0.250											0	0	0	0	0	0	0
33 Micah Owings, R (9, PH) OBP: 0.275, SLG: 0.538											1	0	0	0	0	0	1
48 Francisco Cordero, R (10, 1)											0	0	0	0	0	0	0
21 Chris Dickerson, L (1, 9) OBP: 0.389, SLG: 0.405	B CU 68 1 SAFE S CU 68 B FC 82 S SI 87 C FC 83 2-3 ② K			C CU 69 D FF 86 B FC 85 X FC 86 2-1 3 FC5-2 7 BB 1-2 3-H 1B	B FC 83 S CU 70 D CU 73 B CU 73 B FC 83 4-1 1-2 BB			1 SAFE B CH 85 X FF 92 1-0 ① F7 1-2		C CU 73 X CU 75 0-1 32 1B 55 BB 19 1B 1B	4	1	2	1	1	1	2
7 Paul Janish, R (1, 6) OBP: 0.312, SLG: 0.300	C FF 85 D FC 84 B FF 84 X FC 84 2-1 ③ FC6-4 1-2f			B FC 85 D CH 80 F FC 85 B FC 86 F FC 85 F SI 88 B FC 83 4-2 15 FC5 3 FC5-2 1-2 2-3 BB	B SI 82 F FC 85 B FC 85 B FF 86 F FC 84 F FC 83 S FC 84 3-3 ③ K			D SL 87 D SL 84 C SL 87 B FF 92 X FF 92 3-1 2-3 1B		D CH 80 1 SAFE B CH 79 B SI 87 1 SAFE B FF 89 4-0 19 1B 32 1B 1-2 BB	2	0	0	0	1	1	4
55 Ramon Hernandez, R (8, PH) OBP: 0.336, SLG: 0.373											1	0	1	0	1	0	0
(9, 2)																	
39 Aaron Harang, R (1, 1) OBP: 0.152, SLG: 0.156			B SI 83 C SI 84 X FC 82 1-1 ① L6	X FC 85 0-0 ① F4		B SI 86 C FF 86 S FF 84 F CU 68 X CU 68 1-2 ① L8		C SI 90 B SI 90 B SI 90 F SI 90 X SL 82 2-2 ② P2		X FF 89 0-0 19 1B 1-2 2-3 1B	3	0	0	0	0	0	3
32 Jay Bruce, L (8, 9) OBP: 0.295, SLG: 0.458											2	0	1	0	0	0	2
Inning Stats	R: 0 E: 0 K: 0 S: 8 H: 1 LOB: 1 BB: 0 P: 13	R: 0 E: 0 K: 1 S: 10 H: 0 LOB: 1 BB: 1 P: 18	R: 0 E: 0 K: 0 S: 13 H: 1 LOB: 2 BB: 1 P: 22	R: 1 E: 0 K: 0 S: 14 H: 3 LOB: 3 BB: 1 P: 22	R: 0 E: 0 K: 3 S: 14 H: 2 LOB: 3 BB: 1 P: 23	R: 0 E: 0 K: 0 S: 7 H: 0 LOB: 0 BB: 0 P: 10	R: 0 E: 0 K: 1 S: 8 H: 0 LOB: 0 BB: 0 P: 10	R: 0 E: 0 K: 1 S: 11 H: 2 LOB: 2 BB: 0 P: 21	R: 1 E: 0 K: 0 S: 11 H: 2 LOB: 1 BB: 0 P: 15	R: 1 E: 0 K: 1 S: 10 H: 3 LOB: 3 BB: 1 P: 16	1B: 12 2B: 2 3B: 0 HR: 0 SF: 0 SAC: 0 DP: 0 HBP: 0	WP: 1 PB: 0 SB: 0 CS: 0 PA: 48					

PITCHER		IP	WLS	BF	H	R	ER	SO	BB	IBB	HBP	BLK	WP	HR	S	P	ERA	WHIP
49 Doug Davis, L ERA: 3.15	(1, 1)	7.0		32	7	1	1	5	4	0	0	0	0	0	74	118	1.29	1.571
57 Jon Rauch, R ERA: 4.5	(8, 1)	0.1	H	3	2	0	0	0	0	0	0	0	1	0	5	11	0.00	6.000
60 Scott Schoeneweis, L ERA: 4.15	(8, 1)	0.1	H	1	0	0	0	0	0	0	0	0	0	0	3	5	0.00	0.000
50 Chad Qualls, R ERA: 4.22	(8, 1)	1.1	B	6	2	1	1	1	0	0	0	0	0	0	14	20	6.75	1.500
35 Clay Zavada, L ERA: 0.48	(10, 1)	0.2	L	6	3	1	1	1	1	0	0	0	0	0	10	16	13.50	6.000

PITCHER	IP	WLS	BF	H	R	ER	SO	BB	IBB	HBP	BLK	WP	HR	S	P	ERA	WHIP

BOTTOM

Arizona Diamondbacks @ Cincinnati Reds

Great American Ball Park, Cincinnati, OH

Thu Jul 02 2009, 12:35 PM EDT
Att. 19,592 - Cloudy - 69 F

livebaseballscorecards.com

AB	43
R	3
H	14
RBI	3
BB	5
SO	7
LOB	33

St. Louis Cardinals @ Cincinnati Reds

Great American Ball Park, Cincinnati, OH

Fri Jul 03 2009, 7:10 PM EDT

Att. 41,349 - Partly Cloudy - 77 F

TOP

livebaseballscorecards.com

Batter	1	2	3	4	5	6	7	8	9	AB	R	H	RBI	BB	SO	LOB
55 Skip Schumaker, L (1, 4) (8, 7) OBP: 0.352, SLG: 0.390	B FF 93 C FF 93 F KC 74 F FF 92 B SL 84 X FF 94 2-2 16 BB 1B		B KC 74 C KC 75 X SL 87 1-1 ② G4-3			B KC 72 C CH 89 X CH 87 1-1 ① F7		F SL 86 B FF 94 B FF 93 B CH 86 B FF 94 4-1 34 BB 5 HR 1-2 BB	B SL 77 B FF 80 B SL 74 C SI 83 C SI 83 X SL 76 3-2 E6 34 1B 5 2B 1-2 2-3	4	2	1	0	1	0	2
16 Chris Duncan, L (1, 7) OBP: 0.332, SLG: 0.380 34 Jarrett Hoffpauir, R (8, PH) OBP: 1.000, SLG: 1.000 (8, 4)	B FF 95 B FF 91 F FF 93 1 SAFE S FF 92 B FF 94 1 SAFE B KC 75 4-2 1-2 BB		B FF 96 C KC 75 F FF 94 F SL 86 B FF 97 X FF 96 2-2 ③ G4-3			B CH 86 B FF 94 X FF 93 2-0 ② G3		B FF 93 B FF 90 B FF 92 B FF 92 4-0 5 HR 1-2 2-3 BB	F SI 85 X SC 69 0-1 5 2B 1-2 2-H 3-H 1B	2 1	0 1	0 1	0 2	1 1	0 0	0 0
5 Albert Pujols, R (1, 3) OBP: 0.460, SLG: 0.748	C SL 86 C SL 88 F FF 97 F FF 96 S CH 88 0-3 ① K			B SL 88 X SL 86 1-0 ① L5		B SL 88 B SI 90 F SL 86 B FF 97 X SL 87 3-1 ③ F8		C SL 86 B FF 91 B FF 90 F SL 86 F FF 90 X FF 90 2-2 1-H 2-H 3-H HR	B SL 83 B SL 83 F FF 95 X SL 82 2-1 1-3 2-H 2B	5	1	2	5	0	1	2
47 Ryan Ludwick, R (1, 9) OBP: 0.307, SLG: 0.427	C SL 85 X FF 96 0-1 ② F9			C FF 94 C FF 96 S CH 88 0-3 ② K			F SL 86 B FF 93 X FF 91 1-1 ① G1-3	C SL 85 X SL 84 0-1 ② G4-3	I IN 70 I IN 71 I IN 72 I IN 73 4-0 IBB	4	0	0	0	1	1	2
24 Rick Ankiel, L (1, 8) OBP: 0.289, SLG: 0.390 52 Josh Kinney, R (8, 1) 36 Dennys Reyes, R (8, 1) 30 Jason Motte, R (8, 1) 27 Tyler Greene, R (9, PH) OBP: 0.271, SLG: 0.337 31 Ryan Franklin, R (9, 1)	F KC 76 C FF 96 S CH 89 0-3 ③ K			B CH 89 C KC 77 X CH 89 1-1 ③ G6-3			F CH 87 B FF 95 C FF 94 B FF 97 X KC 75 2-2 ② F8	X CH 86 0-0 ③ G3	B FC 93 B SL 84 S FC 92 F FC 94 B SL 84 X FC 94 3-2 ③ P3	4 0 0 0 1 0	0 0 0 0 0 0	0 0 0 0 0 0	0 0 0 0 0 0	1 0 0 0 0 0	2 0 0 0 3 0	
4 Yadier Molina, R (1, 2) OBP: 0.348, SLG: 0.382		X FF 93 0-0 ① F8			B FF 91 B SL 84 X FF 91 2-0 ① F8		C SL 86 F FF 96 X CH 89 0-2 2B		B FC 90 B FF 95 B FF 95 C FF 95 F FF 95 X FF 96 3-2 ① L1-3	4	0	1	0	0	0	0
22 Joe Thurston, L (1, 5) OBP: 0.326, SLG: 0.347		C FF 95 C FF 94 F CH 88 B FF 94 F FF 95 B CH 88 B CH 87 X FF 94 3-2 ② F9			C KC 74 H FF 94 1-1 HBP		F CH 84 X FF 95 0-1 ③ G6-3		C SL 76 B FF 83 X FF 82 1-1 ② P2	3	0	0	0	0	0	1
35 Joel Pineiro, R (1, 1) OBP: 0.235, SLG: 0.194 28 Colby Rasmus, L (8, PH) OBP: 0.319, SLG: 0.458 (8, 8)		C FF 92 C FF 93 X SL 86 0-2 ③ L7			C CH 87 M SL 83 L FF 91 0-3 ② K			B FF 91 F FF 94 B FF 94 X FF 94 2-1 34 BB 55 BB 5 HR 1B	C SL 76 B SC 66 F SC 64 B SL 73 X SL 76 2-2 55 E 13 1B 34 1B 1B	2 2	0 2	0 2	0 0	1 0	1 0	1 0
13 Brendan Ryan, R (1, 6) OBP: 0.335, SLG: 0.394			C FF 91 B SL 88 F SL 85 B FF 95 F FF 94 S FF 96 2-3 ① K		L SL 84 1 SAFE F FF 93 1 SAFE F FF 94 X SL 86 0-2 ③ L9			F FF 92 X FF 96 0-1 ① F9	1 SAFE B SC 67 1 SAFE X SI 84 1-0 55 E 34 1B 1-2 1B	4	1	1	0	0	1	2

Inning Stats	1	2	3	4	5	6	7	8	9
	R: 0 E: 0 K: 2 S: 16 H: 1 LOB: 2 BB: 1 P: 22	R: 0 E: 0 K: 0 S: 9 H: 0 LOB: 0 BB: 0 P: 12	R: 0 E: 0 K: 1 S: 10 H: 0 LOB: 0 BB: 0 P: 15	R: 0 E: 0 K: 1 S: 6 H: 0 LOB: 0 BB: 0 P: 8	R: 0 E: 0 K: 1 S: 9 H: 0 LOB: 1 BB: 0 P: 12	R: 0 E: 0 K: 0 S: 5 H: 0 LOB: 0 BB: 0 P: 11	R: 0 E: 0 K: 0 S: 10 H: 1 LOB: 1 BB: 0 P: 13	R: 4 E: 0 K: 0 S: 12 H: 2 LOB: 0 BB: 2 P: 24	R: 3 E: 1 K: 0 S: 19 H: 4 LOB: 3 BB: 1 P: 38

1B: 5 SF: 0
2B: 2 SAC: 0
3B: 0 DP: 0
HR: 1 HBP: 1

WP: 0 PA: 41
PB: 0
SB: 0
CS: 0

	AB	36
	R	7
	H	8
	RBI	7
	BB	4
	SO	5
	LOB	15

PITCHER		IP	WLS	BF	H	R	ER	SO	BB	IBB	HBP	BLK	WP	HR	S	P	ERA	WHIP
34 Homer Bailey, R ERA: 5.94	(1, 1)	7.1		28	3	2	2	5	2	0	1	0	0	0	70	104	2.46	0.682
53 Arthur Rhodes, L ERA: 1.95	(8, 1)	0.0		1	0	0	0	0	1	0	0	0	0	0	0	4	∞	∞
25 David Weathers, R ERA: 2.63	(8, 1)	0.2	B	3	1	2	2	0	0	0	0	0	0	1	7	9	27.00	1.500
40 Nick Masset, R ERA: 1.69	(9, 1)	0.1		1	0	0	0	0	0	0	0	0	0	0	3	6	0.00	0.000
52 Daniel Herrera, L ERA: 1.97	(9, 1)	0.1	L	5	3	2	0	0	0	0	0	0	0	0	11	18	0.00	9.000

PITCHER		IP	WLS	BF	H	R	ER	SO	BB	IBB	HBP	BLK	WP	HR	S	P	ERA	WHIP
46 Carlos Fisher, R ERA: 3.31	(9, 1)	0.1		3	1	1	0	0	0	1	0	0	0	0	5	14	0.00	3.000

St. Louis Cardinals @ Cincinnati Reds

Great American Ball Park, Cincinnati, OH

Fri Jul 03 2009, 7:10 PM EDT

Att. 41,349 - Partly Cloudy - 77 F

livebaseballscorecards.com

BOTTOM

Batter	1	2	3	4	5	6	7	8	9	AB	R	H	RBI	BB	SO	LOB
21 Chris Dickerson, L (1, 7) OBP: 0.384, SLG: 0.405	B FF 90 B FF 90 X FF 90 2-0 3 E 2B		X FF 89 0-0 ② G3		B CH 84 B SL 79 C CH 84 X SL 81 2-1 ③ G1-3		B SI 90 C CH 84 F SL 80 F SL 80 B FF 92 B SI 88 X FF 84 3-2 ② L8		C CU 77 S FF 92 X SL 85 0-2 ② G4-3 2-3	5	1	1	0	0	0	2
3 Willy Taveras, R (1, 8) OBP: 0.283, SLG: 0.296	X SI 91 0-0 E5 19 F9-5 2-H 1B		B FF 89 X FF 89 1-0 ③ F9			X FF 90 0-0 19 G2-3 4 2B 1B	B SI 92 F SI 92 F SL 87 S SI 92 1-3 ③ K		B FC 90 B FC 91 C FF 92 S FF 92 B CU 77 F FF 93 B FC 92 4-2 19 DI BB	4	1	2	0	1	1	0
19 Joey Votto, L (1, 3) OBP: 0.457, SLG: 0.601	F FF 90 X FF 84 0-1 ① ② F9-5 2-3			X CU 77 0-0 ① F8		F SI 90 X FF 85 0-1 ① G2-3 1-2		X CU 79 0-0 32 SH5-3 4 1B 55 SF8 1B	C SI 94 B FF 92 S FS 84 F SL 85 B FF 93 B SI 93 F CH 85 D CH 84 4-2 1-2 BB	4	1	1	0	1	0	2
4 Brandon Phillips, R (1, 4) OBP: 0.336, SLG: 0.467	X FF 90 0-0 ③ F9			C SI 90 F FF 89 X FF 90 0-2 ② G5-3		B SL 86 B FF 89 C SI 92 X SI 92 2-1 15 1B 2-H 2B		B SL 83 D SI 91 F SL 82 C SL 83 X CU 82 2-2 55 SF8 32 SH5-3 1-2 1B	C CU 77 F FC 91 D CU 80 T FC 91 1-2 ③ K	5	1	2	1	0	1	3
32 Jay Bruce, L (1, 9) OBP: 0.296, SLG: 0.460		C FF 90 B CU 78 B FF 89 X SI 90 2-1 ① F8		B SI 90 X FF 89 1-0 2B		B SL 79 F CH 85 X SL 86 1-1 ② F7		B SL 85 X SI 90 1-0 ① SH5-3 1-2 2-3		3	0	1	0	0	0	1
55 Ramon Hernandez, R (1, 2) OBP: 0.335, SLG: 0.370	B FF 91 X FF 88 1-0 ② G5-3			D SL 80 C CU 79 F SI 89 X CH 84 1-2 ③ G6-3		C FF 90 B SI 91 S SL 81 B FF 91 H SI 88 3-2 15 1B HBP		C FF 97 X FF 98 0-1 ② SF8 2-3 3-H		2	0	0	1	0	0	1
15 Jerry Hairston, R (1, 5) OBP: 0.309, SLG: 0.395 46 Carlos Fisher, R (9, 1)	C SI 90 F FF 90 B CU 79 F CH 85 X FF 92 1-2 7 FC5-4 1B				B SI 90 X SI 90 1-0 2B	B SI 92 F FF 92 X SL 87 1-1 1-2 2-H 1B		B FF 96 F FC 90 B FF 96 F FC 86 T FF 96 2-2 ③ K		4 0	0 0	3 0	1 0	0 0	1 0	1 0
7 Paul Janish, R (1, 6) OBP: 0.300, SLG: 0.288 17 Laynce Nix, L (9, PH) OBP: 0.299, SLG: 0.491	B SL 88 C FF 90 X SI 90 1-1 ③ FC5-4 1-2f				L SI 91 B SL 86 X SL 87 1-1 ① L1	B SL 87 X FF 92 1-0 ③ F9			C SI 91 F CU 77 F CH 84 S CH 86 0-3 ① K2-3	3 1	0 0	0 0	0 0	0 1	0 0	4 0
34 Homer Bailey, R (1, 1) 53 Arthur Rhodes, L (8, 1) 25 David Weathers, R (8, 1) 40 Nick Masset, R (9, 1) 52 Daniel Herrera, L (9, 1) 28 Edwin Encarnación, R (9, 5) OBP: 0.295, SLG: 0.219			C FF 89 X FF 89 0-1 ① G3		C SI 90 S FF 89 D CU 79 X SI 89 1-2 ② G5-3		X FF 88 0-0 ① F9		B FC 90 C FF 90 F FF 92 X FC 90 1-2 21 G4-3 2B	3 0 0 0 0 1	0 0 0 0 0 0	0 0 0 0 0 1	0 0 0 0 0 0	0 0 0 0 0 0	0 0 0 0 0 0	1 0 0 0 0 0
Inning Stats	R: 1 E: 1 K: 0 S: 5 H: 2 LOB: 0 BB: 0 P: 7	R: 0 E: 0 K: 0 S: 9 H: 1 LOB: 1 BB: 0 P: 14	R: 0 E: 0 K: 0 S: 4 H: 0 LOB: 0 BB: 0 P: 5	R: 0 E: 0 K: 0 S: 8 H: 1 LOB: 1 BB: 0 P: 10	R: 0 E: 0 K: 0 S: 8 H: 1 LOB: 1 BB: 0 P: 13	R: 2 E: 0 K: 0 S: 12 H: 3 LOB: 2 BB: 0 P: 20	R: 0 E: 0 K: 1 S: 8 H: 0 LOB: 0 BB: 0 P: 12	R: 1 E: 0 K: 1 S: 10 H: 2 LOB: 1 BB: 0 P: 15	R: 0 E: 0 K: 2 S: 20 H: 1 LOB: 3 BB: 2 P: 30	1B: 6 2B: 6 3B: 0 HR: 0 SF: 1 SAC: 1 DP: 1 HBP: 1						

	AB	35
	R	4
	H	11
	RBI	3
	BB	2
	SO	4
	LOB	15

PITCHER		IP	WLS	BF	H	R	ER	SO	BB	IBB	HBP	BLK	WP	HR	S	P	ERA	WHIP
35 Joel Pineiro, R ERA: 3.39	(1, 1)	7.0		29	8	3	2	1	0	0	1	0	0	0	54	81	2.57	1.143
52 Josh Kinney, R ERA: 8.64	(8, 1)	0.0		2	2	1	1	0	0	0	0	0	0	0	4	6	∞	∞
36 Dennys Reyes, L ERA: 4.29	(8, 1)	0.1	H	1	0	0	0	0	0	0	0	0	0	0	1	2	0.00	0.000
30 Jason Motte, R ERA: 4.8	(8, 1)	0.2	W	2	0	0	0	1	0	0	0	0	0	0	5	7	0.00	0.000
31 Ryan Franklin, R ERA: 0.84	(9, 1)	1.0	S	6	1	0	0	2	2	0	0	0	0	0	20	30	0.00	3.000

PITCHER	IP	WLS	BF	H	R	ER	SO	BB	IBB	HBP	BLK	WP	HR	S	P	ERA	WHIP

Batter	1	2	3	4	5	6	7	8	9	AB	R	H	RBI	BB	SO	LOB
55 Skip Schumaker, L (1, 4) (8, 7) OBP: 0.354, SLG: 0.391	C FF 89 X CH 78 0-1 G4-3		C FF 90 X FF 84 0-1 5 BB 1B		B SL 77 C SL 80 X SL 78 1-1 L6		C FF 90 F CH 76 F FF 89 F FF 88 X SL 81 0-2 47 1B 1B			4	0	2	0	0	0	0
28 Colby Rasmus, L (1, 8) OBP: 0.319, SLG: 0.469 47 Ryan Ludwick, R (7, PH) (7, 9) OBP: 0.310, SLG: 0.430	F FF 89 X SL 79 0-1 HR		C FF 88 1 SAFE F FF 88 B FC 87 1 SAFE F FC 88 S CH 78 1-3 K		C SL 76 B FF 90 S FC 89 X FC 88 1-2 F9		B X 1-0 1-2 1B			3 1	1 0	1 1	1 0	0 0	1 0	1 0
5 Albert Pujols, R (1, 3) OBP: 0.460, SLG: 0.744	F FF 90 X FF 90 0-1 P3		B SL 78 1 SAFE F CH 77 B SI 88 S CH 78 F FC 90 D FF 88 F SL 76 F CH 78 4-2 D CH 78 1-2 BB			C SL 82 S B X 1-2 24 FC4-6 4 F9 16 BB 1B	C SL 83 S FS 91 X 0-2 G4-3			3	1	1	0	1	0	2
16 Chris Duncan, L (1, 7) OBP: 0.332, SLG: 0.377 13 Brendan Ryan, R (8, PH) (8, 4) OBP: 0.339, SLG: 0.398	C FF 86 B FC 88 F CH 79 B FF 89 S FC 88 2-3 K		C FC 87 S FC 88 C FC 88 0-3 K			B B B B 4-0 24 FC4-6 1-2 BB		B FF 92 C FF 91 X SL 81 1-1 4 CS 1B		2 1	0 0	0 1	0 0	1 0	2 0	2 0
24 Rick Ankiel, L (1, 9) (7, 8) OBP: 0.284, SLG: 0.382		B FF 86 X FF 89 1-0 F7	F SL 78 B FF 88 X 1-1 F9			S FF 86 X 0-1 FC4-6 4 F9 1-2f 2-3		X SL 82 0-0 F8		4	0	0	0	0	0	5
4 Yadier Molina, R (1, 2) OBP: 0.346, SLG: 0.380		B FC 89 X FC 88 1-0 48 SH1-4 22 1B 1B		X FF 89 0-0 L7		B CH 78 1 SAFE D X 2-0 F9 1-2 3-H		1 SAFE B FF 92 X SL 82 1-0 F8 1-2		4	0	1	0	0	0	2
22 Joe Thurston, L (1, 5) OBP: 0.326, SLG: 0.347 53 Blake Hawksworth, R (6, 1) 43 Trever Miller, R (8, 1) 21 Jason LaRue, R (9, PH) OBP: 0.286, SLG: 0.352		F FC 86 B SL 81 B SL 78 F SL 78 B FF 87 X FF 88 3-2 48 SH1-4 1-2 1B		B FF 89 B SL 77 X FC 88 2-0 G3-1		C CH 76 F FF 88 B FC 87 B FC 87 X SL 80 2-2 F9		B B X 2-0 F8		3 0 0 0 1	0 0 0 0 0	1 0 0 0 0	0 0 0 0 0	0 0 0 0 0	0 0 0 0 0	1 0 0 0 0
48 Brad Thompson, R (1, 1) OBP: 0.111, SLG: 0.111 34 Jarrett Hoffpauir, R (6, 5) OBP: 0.500, SLG: 0.333		L FF 87 B FC 88 X FF 88 1-1 SH1-4 1-2 2-3	C FC 89 S FF 89 B FF 90 S FC 90 1-3 K				X FF 89 0-0 P4	B C X 1-1 G5-3		1 2	0 0	0 0	0 0	0 0	1 0	0 0
27 Tyler Greene, R (1, 6) OBP: 0.261, SLG: 0.324		D SL 83 B FF 89 C FF 88 B CH 78 C FC 90 C FC 89 3-3 K		C CH 78 S FF 90 B FF 88 B FF 89 S FF 90 2-3 K			X 0-0 L6	B SL 88 S SL 88 S B C 2-3 K		4	0	0	0	0	3	2
Inning Stats	R: 1 E: 0 K: 1 S: 9 H: 1 LOB: 0 BB: 0 P: 11	R: 0 E: 0 K: 1 S: 10 H: 2 LOB: 2 BB: 0 P: 19	R: 0 E: 0 K: 2 S: 16 H: 1 LOB: 2 BB: 1 P: 22	R: 0 E: 0 K: 1 S: 5 H: 0 LOB: 0 BB: 0 P: 8	R: 0 E: 0 K: 1 S: 8 H: 0 LOB: 0 BB: 0 P: 12	R: 1 E: 0 K: 0 S: 9 H: 1 LOB: 1 BB: 1 P: 18	R: 0 E: 0 K: 0 S: 11 H: 2 LOB: 2 BB: 0 P: 12	R: 0 E: 0 K: 0 S: 4 H: 1 LOB: 0 BB: 0 P: 6	R: 0 E: 0 K: 1 S: 6 H: 0 LOB: 0 BB: 0 P: 11	1B: 7 2B: 0 3B: 0 HR: 1	SF: 0 SAC: 1 DP: 0 HBP: 0	WP: 0 PB: 0 SB: 0 CS: 1	PA: 36				

PITCHER	IP	WLS	BF	H	R	ER	SO	BB	IBB	HBP	BLK	WP	HR	S	P	ERA	WHIP
33 Micah Owings, R (1, 1) ERA: 4.48	6.2	W	28	6	2	2	6	2	0	0	0	0	1	64	97	2.70	1.200
52 Daniel Herrera, L (7, 1) ERA: 1.97	0.0		1	1	0	0	0	0	0	0	0	0	0	1	2	∞	∞
40 Nick Masset, R (7, 1) ERA: 1.67	0.1	H	1	0	0	0	0	0	0	0	0	0	0	3	3	0.00	0.000
53 Arthur Rhodes, L (8, 1) ERA: 1.88	1.0	H	3	1	0	0	0	0	0	0	0	0	0	4	6	0.00	1.000
48 Francisco Cordero, R (9, 1) ERA: 1.8	1.0	S	3	0	0	0	1	0	0	0	0	0	0	6	11	0.00	0.000

PITCHER	IP	WLS	BF	H	R	ER	SO	BB	IBB	HBP	BLK	WP	HR	S	P	ERA	WHIP

TOP

St. Louis Cardinals @ Cincinnati Reds

Great American Ball Park, Cincinnati, OH

Sat Jul 04 2009, 1:10 PM EDT
Att. 37,371 - Rain - 74 F

livebaseballscorecards.com

AB	33
R	2
H	8
RBI	1
BB	2
SO	7
LOB	15

Batter	1	2	3	4	5	6	7	8	9	AB	R	H	RBI	BB	SO	LOB
21 Chris Dickerson, L (1, 7) OBP: 0.384, SLG: 0.401	B SI 87 B SI 87 F SI 86 B CH 86 C SI 87 F SI 87 X SI 86 3-2 ① G3	X SI 88 0-0 3 1B 1B		B SI 87 C SI 87 F CH 81 B CU 77 B SI 88 D SI 88 4-2 3 L9-3 BB		B CH 85 F X 1-1 ② G6-3		C SL 77 F SL 74 B SL 74 B SI 87 C FF 88 2-3 ② K		4	0	1	0	1	1	2
3 Willy Taveras, R (1, 8) OBP: 0.289, SLG: 0.302	C SI 87 C CU 78 X CU 77 0-2 19 S 19 3B 1B	1 SAFE X SI 88 0-0 1-2 1B		1 SAFE S SL 79 1 SAFE 1 SAFE P PO 82 X SL 76 1-1 ②③ L9-3 1-1		C SI 95 X SI 95 0-1 1B		X FF 89 0-0 ③ L8		5	1	3	0	0	0	3
19 Joey Votto, L (1, 3) OBP: 0.458, SLG: 0.628	S SI 87 F CH 81 F SI 88 X CU 76 0-2 32 FC3-2 1-H 3B	F SI 87 C SI 87 B SI 88 C CH 82 1-3 ③ K			X CH 78 0-0 HR	X SI 93 0-0 ③ F7				4	1	2	2	0	1	3
4 Brandon Phillips, R (1, 4) OBP: 0.338, SLG: 0.465	F SI 87 B CU 78 F CU 76 B SI 88 B SI 88 D CU 78 4-2 32 FC3-2 BB		X SI 86 0-0 E6 32 F8 28 E		C SI 88 B SI 87 S CU 76 X SI 87 1-2 32 1B 15 FC5-4 1B		B C SI 94 B SL 84 C SI 94 F SI 93 B SI 94 X CH 85 3-2 ① G5-3			3	2	1	0	1	0	0
32 Jay Bruce, L (1, 9) OBP: 0.295, SLG: 0.457	1 SAFE C CH 86 X CH 80 0-1 ② FC3-2 1-2 3-H		B CH 84 F CH 78 F SI 86 B CH 86 X CH 85 2-2 ① F8 2-3		1 SAFE S CH 86 B SI 86 X SI 87 1-1 15 FC5-4 1-3 1B		X SI 94 0-0 ② F7			4	0	1	0	0	0	3
28 Edwin Encarnación, R (1, 5) OBP: 0.280, SLG: 0.206	B CU 77 C SI 87 B SI 87 X CU 77 2-1 ③ G1-3		F SI 86 B SI 86 F CU 74 S CU 76 1-3 ② K 3-H		F SI 86 C SI 86 S CU 76 0-3 ① K		X SI 94 0-0 ③ F9			4	0	0	0	0	2	4
15 Jerry Hairston, R (1, 6) OBP: 0.308, SLG: 0.397		C SI 87 B SI 87 C SI 87 S CU 77 1-3 ① K	X SI 88 0-0 2B		L CU 77 X SI 87 0-1 ② FC5-4 1-2f 3-H			C SI 94 F CH 84 X SL 84 0-2 ① L9		4	0	1	1	0	1	1
55 Ramon Hernandez, R (1, 2) OBP: 0.333, SLG: 0.368		C SI 87 B CU 77 F SI 87 F SI 87 B CU 76 B SI 88 X SI 87 3-2 ② F8	C CU 77 X SI 87 0-1 ③ F9		C SI 87 X SI 86 0-1 ③ P6			X SI 93 0-0 17 2B 1B		4	0	1	0	0	0	2
33 Micah Owings, R (1, 1) OBP: 0.279, SLG: 0.595 52 Daniel Herrera, L (7, 1) 40 Nick Masset, R (7, 1) 53 Arthur Rhodes, L (8, 1) 17 Laynce Nix, L (8, PH) OBP: 0.303, SLG: 0.500 48 Francisco Cordero, R (9, 1)		F SI 88 X CU 76 0-1 HR		X SI 86 0-0 ① G1-3		X SI 93 0-0 ① B1-3		B SI 92 X SI 92 1-0 1-3 2B		3 0 0 0 1 0	1 0 0 0 0 0	1 0 0 0 1 0	1 0 0 0 0 0	0 0 0 0 0 0	0 0 0 0 0 0	0 0 0 0 0 0
Inning Stats	R: 1 E: 0 K: 0 S: 17 H: 2 LOB: 2 BB: 1 P: 26	R: 1 E: 0 K: 2 S: 14 H: 3 LOB: 2 BB: 0 P: 19	R: 1 E: 3 K: 1 S: 10 H: 1 LOB: 1 BB: 0 P: 13	R: 0 E: 0 K: 0 S: 6 H: 0 LOB: 0 BB: 1 P: 10	R: 2 E: 0 K: 1 S: 13 H: 3 LOB: 1 BB: 0 P: 15	R: 0 E: 0 K: 0 S: 6 H: 1 LOB: 1 BB: 0 P: 7	R: 0 E: 0 K: 0 S: 6 H: 0 LOB: 0 BB: 0 P: 9	R: 0 E: 0 K: 1 S: 9 H: 2 LOB: 2 BB: 0 P: 12		1B: 7 2B: 3 3B: 1 HR: 2	SF: 0 SAC: 0 DP: 1 HBP: 0		WP: 0 PB: 0 SB: 1 CS: 0	PA: 38	

PITCHER		IP	WLS	BF	H	R	ER	SO	BB	IBB	HBP	BLK	WP	HR	S	P	ERA	WHIP
48 Brad Thompson, R ERA: 4.92	(1, 1)	5.0	L	26	9	5	4	4	2	0	0	0	0	2	60	83	7.20	2.200
53 Blake Hawksworth, R ERA: 3.6	(6, 1)	2.1		10	3	0	0	0	0	0	0	0	0	0	17	22	0.00	1.286
43 Trever Miller, L ERA: 2.45	(8, 1)	0.2		2	0	0	0	1	0	0	0	0	0	0	4	6	0.00	0.000

PITCHER	IP	WLS	BF	H	R	ER	SO	BB	IBB	HBP	BLK	WP	HR	S	P	ERA	WHIP

BOTTOM

St. Louis Cardinals @ Cincinnati Reds

Great American Ball Park, Cincinnati, OH

Sat Jul 04 2009, 1:10 PM EDT
Att. 37,371 - Rain - 74 F

livebaseballscorecards.com

AB	36
R	5
H	12
RBI	4
BB	2
SO	5
LOB	18

Batter	1	2	3	4	5	6	7	8	9	AB	R	H	RBI	BB	SO	LOB
55 Skip Schumaker, L (1, 4) OBP: 0.361, SLG: 0.400 30 Jason Motte, R (8, 1) 36 Dennys Reyes, R (8, 1) 46 Kyle McClellan, R (9, 1)	X CH 77 0-0 28 HR 2B		C FF 86 X SI 83 0-1 ② L8		B CU 69 X CH 83 1-0 28 2B 47 FC5 1B	C FF 86 C FF 83 B FF 88 X FF 87 1-2 5 G1-2-3 28 BB 1-2 1B		B FC 93 F SI 92 B SL 81 B SI 93 C FC 93 D SL 83 4-2 28 G4-6-3 1-2 BB		4 0 0 0	2 0 0 0	3 0 0 0	0 0 0 0	1 0 0 0	0 0 0 0	0 0 0 0
28 Colby Rasmus, L (1, 8) OBP: 0.324, SLG: 0.486	L SI 85 L SL 72 B SI 86 X FF 89 1-2 2-H HR		C SI 88 X SI 87 0-1 ③ G3-1		X CH 78 0-0 47 FC5 47 E 1-3 2B	B SI 84 B CU 72 B CH 82 C CH 81 B CH 80 4-1 5 G1-2-3 1-2 2-3 BB		B SL 81 B SI 92 S FC 92 X FC 92 2-1 ② ③ G4-6-3 1-2f		4	2	2	2	1	0	2
5 Albert Pujols, R (1, 3) OBP: 0.460, SLG: 0.739 16 Chris Duncan, L (9, PH) OBP: 0.335, SLG: 0.380 (9, 3)	B SL 74 B SI 88 X FF 88 2-0 ① F8			B SI 87 C FF 86 B SL 76 X CU 69 2-1 47 1B 4 1B 1B	4-0 47 E 24 SF7 IBB	B SL 87 S SI 94 X SL 88 1-1 ① ② G1-2-3 1-2 2-3 3-Hf			C SL 80 X FF 94 0-1 47 FC5-4 1B	3 1	2 0	1 1	0 0	1 0	0 0	3 0
47 Ryan Ludwick, R (1, 9) OBP: 0.307, SLG: 0.425	X SI 87 0-0 G5-3			1 SAFE B SL 75 C SL 76 B SL 75 S CU 71 X SI 88 2-2 22 G4-3 4 1B 29 1B 1-2 1B	B SL 76 F SL 77 F FF 84 F FF 87 F SL 77 B FF 88 X SI 88 2-2 FC5 4 1B 24 SF7 22 SF8 1-3 2-H 3-H	B SI 95 B SI 94 F FF 94 C SL 87 B SL 88 X SL 87 3-2 ③ G6-3			C FF 92 B FF 94 X SL 82 1-1 ① FC5-4 4 PB 24 BB 4 G4-3 1-2f	5	3	1	0	0	0	4
24 Rick Ankiel, L (1, 7) OBP: 0.286, SLG: 0.382	C SI 86 B CH 81 B CH 82 X SI 86 2-1 ③ F8			X CH 82 0-0 ① F8	F SL 74 X SI 87 0-1 ① SF7 1-2 3-H		X FF 94 0-0 4 G6-4-3 1B		B FC 93 B FF 92 D FF 93 B FF 94 4-0 4 G4-3 4 PB 22 1B 1-2 BB	3	1	1	1	1	0	2
4 Yadier Molina, R (1, 2) OBP: 0.347, SLG: 0.381		C CH 75 C SL 74 X SL 76 0-2 ① G6-3		D SI 89 X CU 70 1-0 29 1B 22 G4-3 1-2 2-H 1B	F FF 87 B CH 79 F SI 87 X SI 89 1-2 2-3 1B		X SI 93 0-0 ① ② G6-4-3 1-2f		S FF 94 C SL 82 B FF 95 F SL 84 X FC 95 1-2 ② G4-3 1-3 2-H	5	0	2	2	0	0	2
22 Joe Thurston, L (1, 5) OBP: 0.323, SLG: 0.345		X CH 79 0-0 ② P4		C SI 86 X CH 82 0-1 ② G4-3 1-2 2-3	B CH 78 F CH 81 B SL 74 X CH 81 2-1 ② SF8 3-H		B CU 79 B FF 94 X SI 95 2-0 ③ G3-1		F FC 92 X SL 84 0-1 34 2B 3-H 1B	4	0	1	2	0	0	2
29 Chris Carpenter, R (1, 1) OBP: 0.190, SLG: 0.150 34 Jarrett Hoffpauir, R (8, PH) OBP: 0.667, SLG: 0.750 (8, 4)		C FF 84 B FF 88 B FF 88 C SL 72 S SL 76 2-3 ③ K		X FF 88 0-0 2-3 3-H 1B	X SL 74 0-0 ③ F8			B FF 92 B FF 91 F FC 92 B FF 92 B FF 94 4-1 55 BB BB	F FC 94 B SL 80 X FC 93 1-1 1-3 2B	3 1	0 0	1 1	1 0	0 1	1 0	1 0
13 Brendan Ryan, R (1, 6) OBP: 0.335, SLG: 0.392			S CH 79 C SI 86 X SL 75 0-2 ① P4	B SL 75 B CH 80 S SL 78 D FF 87 F CH 82 C CH 81 3-3 ③ K		F FF 86 B FF 88 F SL 78 F FF 84 X FF 88 1-2 28 BB 55 1B 5 G1-2-3 1B		C FF 93 B SL 81 B SL 82 X FC 92 2-1 ① F8	B SL 80 B FC 93 F FC 93 X SL 82 2-1 ③ G1-3	5	0	1	0	0	1	5
Inning Stats	R: 2 H: 2 E: 0 LOB: 0 K: 0 BB: 0 S: 8 P: 13	R: 0 H: 0 E: 0 LOB: 0 K: 1 BB: 0 S: 7 P: 9	R: 0 H: 0 E: 0 LOB: 0 K: 0 BB: 0 S: 7 P: 7	R: 2 H: 4 E: 0 LOB: 2 K: 1 BB: 0 S: 13 P: 21	R: 4 H: 3 E: 1 LOB: 1 K: 0 BB: 1 S: 15 P: 25	R: 0 H: 2 E: 0 LOB: 2 K: 0 BB: 1 S: 13 P: 23	R: 0 H: 1 E: 0 LOB: 0 K: 0 BB: 0 S: 3 P: 5	R: 0 H: 0 E: 0 LOB: 1 K: 0 BB: 2 S: 7 P: 19	R: 2 H: 3 E: 0 LOB: 2 K: 0 BB: 1 S: 14 P: 23	1B: 11 SF: 2 2B: 3 SAC: 0 3B: 0 DP: 3 HR: 1 HBP: 0						

TOP

St. Louis Cardinals @ Cincinnati Reds

Great American Ball Park, Cincinnati, OH

Sun Jul 05 2009, 1:10 PM EDT

Att. 24,017 - Overcast - 71 F

livebaseballscorecards.com

AB	38
R	10
H	15
RBI	8
BB	5
SO	2
LOB	21

WP: 0 PB: 1 SB: 0 CS: 0 PA: 45

PITCHER		IP	WLS	BF	H	R	ER	SO	BB	IBB	HBP	BLK	WP	HR	S	P	ERA	WHIP
61 Bronson Arroyo, R ERA: 5.85	(1, 1)	5.0	L	29	11	8	5	2	1	1	0	0	0	1	58	89	9.00	2.400
37 Josh Roenicke, R ERA:	(6, 1)	2.0		5	1	0	0	0	0	0	0	0	0	0	8	14	0.00	0.500
46 Carlos Fisher, R ERA: 3.93	(8, 1)	2.0		11	3	2	2	0	3	0	0	0	0	0	21	42	9.00	3.000

PITCHER	IP	WLS	BF	H	R	ER	SO	BB	IBB	HBP	BLK	WP	HR	S	P	ERA	WHIP

St. Louis Cardinals @ Cincinnati Reds

Great American Ball Park, Cincinnati, OH

Sun Jul 05 2009, 1:10 PM EDT

Att. 24,017 - Overcast - 71 F

livebaseballscorecards.com

BOTTOM

Batter	1	2	3	4	5	6	7	8	9	AB	R	H	RBI	BB	SO	LOB
21 Chris Dickerson, L (1, 7) OBP: 0.377, SLG: 0.392	X SI 92 0-0 ① G3		C CU 74 B CU 75 B FC 89 S FC 90 F CU 77 X FC 89 2-2 ② P6			B SI 94 F SI 95 B CH 86 B SI 95 F SI 94 X SI 94 3-2 ② G3		S FF 95 B CU 79 F FF 94 F CU 81 B FF 96 S FF 95 2-3 ② K		4	0	0	0	0	1	3
3 Willy Taveras, R (1, 8) OBP: 0.288, SLG: 0.302	C SI 91 B CU 75 X SI 93 1-1 ② G4-3		B FC 89 S FC 88 B FC 90 X FF 94 2-1 ③ G1-3			X SI 94 0-0 ③ G6-3		B FF 96 F FF 94 B FC 87 S FF 95 X FF 95 2-2 1-2 1B		4	0	1	0	0	0	2
19 Joey Votto, L (1, 3) OBP: 0.454, SLG: 0.619	C SI 92 B SI 93 B CH 85 T FC 87 F SI 94 C SI 95 2-3 ③ K			B FC 87 F FC 86 S FC 87 B CU 77 F CU 76 B FC 88 X FC 88 3-2 ① G3-1			F FC 87 X CU 75 0-1 4 G3 32 3B 1B	B SI 90 S SL 84 F SL 84 D SL 83 X SL 79 2-2 ③ G3-1		4	1	1	0	0	1	2
4 Brandon Phillips, R (1, 4) OBP: 0.337, SLG: 0.460		C FF 92 S FC 88 B FC 87 S CU 76 1-3 ① K		B CU 76 F FC 88 B FC 86 F SI 94 F FC 89 B FC 88 B SI 94 4-2 32 CS BB			X SI 93 0-0 ① G3 1-2		C SI 91 F SL 88 B CU 74 B CU 75 S SI 92 2-3 ① K	3	0	0	0	1	2	1
32 Jay Bruce, L (1, 9) OBP: 0.295, SLG: 0.462		C CU 74 S CU 74 B FF 92 B CU 75 B CU 76 X SI 94 3-2 ② G4-3		C SI 94 B CU 76 F CU 76 F SI 94 F SI 93 T FC 89 1-2 ②③ K 1-2			B FF 94 C SI 93 X SI 94 1-1 2-H 3B		F SI 91 B CU 74 B SL 88 X SI 91 2-1 ② F7	4	0	1	1	0	1	1
28 Edwin Encarnación, R (1, 5) OBP: 0.267, SLG: 0.194		B CU 75 B SI 93 X SI 92 2-0 ③ G6-3			C FC 86 C SI 94 S CU 74 0-3 ① K		B CU 75 C FC 90 X FC 89 1-1 ② F8		B SI 91 S SI 90 C SI 91 B CU 77 F SL 86 B FF 92 F SI 91 X SI 92 3-2 ③ L7	4	0	0	0	0	1	1
15 Jerry Hairston, R (1, 6) OBP: 0.313, SLG: 0.402 46 Carlos Fisher, R (8, 1)			B SI 91 T FF 92 X SI 94 1-1 61 SH5-4 29 1B 1B		B SI 93 C SI 93 S FC 87 B FC 90 X FC 86 2-2 29 G6-4-3 1B		C CU 75 F CU 76 F CU 76 B SI 95 S SI 93 1-3 ③ K			2	0	2	0	0	0	0
29 Ryan Hanigan, R (1, 2) OBP: 0.428, SLG: 0.404			C FC 88 C FC 88 D CU 76 B CU 76 1 SAFE 1 SAFE F FC 89 X FF 94 2-2 61 SH5-4 1-2 1B		B FC 89 S SI 93 B SI 96 X SI 93 2-1 ②③ G6-4-3 1-2f			B FF 95 B FF 95 C FF 93 B FF 95 C FF 94 B FF 95 4-2 3 1B BB		2	0	1	0	1	0	1
61 Bronson Arroyo, R (1, 1) OBP: 0.154, SLG: 0.231 37 Josh Roenicke, R (6, 1) 27 Drew Sutton, S (6, 6) 17 Laynce Nix, L (7, PH) OBP: 0.301, SLG: 0.497			X FF 94 0-0 ① SH5-4 1-2 2-3			C CH 88 F FC 86 B CU 73 B CU 74 F FC 87 F SI 94 B CH 86 X SI 93 3-2 ① F8		B FF 96 C FF 95 B FF 95 F FF 94 X FF 95 2-2 ① F9		0 0 2 1	0 0 0 0	0 0 0 1	0 0 0 1	0 0 0 1	0 0 1 1	0 0 1 1

Inning Stats	1	2	3	4	5	6	7	8	9
	R: 0 E: 0 K: 1 S: 7 H: 0 LOB: 0 BB: 0 P: 10	R: 0 E: 0 K: 1 S: 7 H: 0 LOB: 0 BB: 0 P: 13	R: 0 E: 0 K: 0 S: 13 H: 2 LOB: 2 BB: 0 P: 20	R: 0 E: 0 K: 1 S: 12 H: 0 LOB: 1 BB: 1 P: 20	R: 0 E: 0 K: 1 S: 8 H: 1 LOB: 0 BB: 0 P: 12	R: 0 E: 0 K: 0 S: 9 H: 0 LOB: 0 BB: 0 P: 15	R: 1 E: 0 K: 1 S: 11 H: 2 LOB: 1 BB: 0 P: 14	R: 0 E: 0 K: 1 S: 15 H: 1 LOB: 2 BB: 1 P: 27	R: 0 E: 0 K: 1 S: 10 H: 0 LOB: 0 BB: 0 P: 17

	AB	R	H	RBI	BB	SO	LOB
AB	30						
R	1						
H	6						
RBI	1						
BB	2						
SO	7						
LOB	13						

	1B	SF	WP	PA
	5	0	0	33
2B:	1	SAC: 1	PB: 0	
3B:	1	DP: 2	SB: 0	
HR:	0	HBP: 0	CS: 1	

PITCHER	IP	WLS	BF	H	R	ER	SO	BB	IBB	HBP	BLK	WP	HR	S	P	ERA	WHIP
29 Chris Carpenter, R (1, 1) ERA: 2.32	7.0	W	25	5	1	1	5	1	0	0	0	0	0	67	104	1.29	0.857
30 Jason Motte, R (8, 1) ERA: 4.7	0.2		4	1	0	0	1	1	0	0	0	0	0	12	22	0.00	3.000
36 Dennys Reyes, L (8, 1) ERA: 4.22	0.1		1	0	0	0	0	0	0	0	0	0	0	3	5	0.00	0.000
46 Kyle McClellan, R (9, 1) ERA: 2.84	1.0		3	0	0	0	1	0	0	0	0	0	0	10	17	0.00	0.000

PITCHER	IP	WLS	BF	H	R	ER	SO	BB	IBB	HBP	BLK	WP	HR	S	P	ERA	WHIP

Cincinnati Reds @ Philadelphia Phillies

Citizens Bank Park, Philadelphia, PA

Mon Jul 06 2009, 7:05 PM EDT

Att. 41,548 - Partly Cloudy - 83 F

TOP

livebaseballscorecards.com

Batter	1	2	3	4	5	6	7	8	9	AB	R	H	RBI	BB	SO	LOB
3 Willy Taveras, R (1, 8) OBP: 0.288, SLG: 0.301	F FF 91 X FF 90 0-1 ① F9		B FF 92 C CH 81 B FF 92 X FF 92 2-1 ② G4-3			C FF 89 X CH 78 0-1 ① G1-3			F FF 90 F SL 82 X CH 80 0-2 15 2B 1B	4	0	1	0	0	0	0
15 Jerry Hairston, R (1, 6) OBP: 0.313, SLG: 0.403	C FF 92 F FF 91 F FF 93 F CH 83 B CU 78 X CH 81 1-2 ② F8		X FF 92 0-0 ③ F7			B FF 90 F FF 91 B FF 90 X CH 80 2-1 ② F8			B FF 92 B FF 91 B FF 90 C FF 89 F FF 90 X FF 91 3-2 1-3 2B	4	0	1	0	0	0	0
19 Joey Votto, L (1, 3) OBP: 0.450, SLG: 0.611	B FF 91 B FF 93 X FF 92 2-0 1B			F CH 78 F FF 89 B CU 76 X CU 76 1-2 ① F7		B FF 90 F CH 81 B CH 80 F FF 90 F FF 91 B CU 76 X FF 89 3-2 ③ G4-3			C FF 91 B FF 90 F FF 91 D SL 84 F SL 85 X FF 90 2-2 ① F7	4	0	1	0	0	0	2
4 Brandon Phillips, R (1, 4) OBP: 0.333, SLG: 0.455 37 Josh Roenicke, R (7, 1) 7 Paul Janish, R (8, 1) OBP: 0.296, SLG: 0.284	B FF 92 S CH 81 X FF 91 1-1 ③ F8			C FF 91 S FF 91 B FF 90 F FF 92 X CU 77 1-2 ② P3			C FF 88 C CH 80 B FF 90 X FF 91 1-2 ① G6-3		F FF 91 C SL 82 B FF 92 B FF 91 S SL 81 2-3 ② K	3 0 1	0 0 0	0 0 0	0 0 0	0 0 0	0 0 1	1 0 2
31 Jonny Gomes, R (1, 7) OBP: 0.419, SLG: 0.608		B FF 88 F FF 89 B CH 79 X FF 89 2-1 HR		B FF 91 T CH 80 B CU 77 S FF 92 S FF 93 2-3 ③ K			B FF 92 X FF 92 1-0 ② P3		C SL 81 F FF 90 C FF 92 0-3 ③ K	4	1	1	1	0	2	2
55 Ramon Hernandez, R (1, 2) OBP: 0.331, SLG: 0.365 46 Carlos Fisher, R (5, 1) 27 Drew Sutton, S (7, PH) (7, 4)		C FF 90 B CU 74 C CH 80 X CH 81 1-2 ① G5-3			X 0-0 ① P2		B FF 89 X FF 90 1-0 ③ F8			2 0 1	0 0 0	0 0 0	0 0 0	0 0 0	0 0 0	0 0 0
32 Jay Bruce, L (1, 9) OBP: 0.292, SLG: 0.457		C FF 88 B FF 90 X FF 92 1-1 ② G3			B CU 74 C FF 88 S CH 79 F CH 79 X CU 75 1-2 ② F8			F FF 92 B CH 79 X FF 92 1-1 ① P6		3	0	0	0	0	0	0
28 Edwin Encarnación, R (1, 5) OBP: 0.270, SLG: 0.200		C CH 78 B CU 76 F FF 92 F FF 93 B CH 81 C CH 82 2-3 ③ K			C CH 77 B CH 79 F FF 90 B FF 91 B FF 89 X FF 92 3-2 1B			B SL 82 F FF 92 C FF 92 S SL 82 1-3 ② K		3	0	1	0	0	2	0
47 Johnny Cueto, R (1, 1) OBP: 0.194, SLG: 0.138 52 Daniel Herrera, L (1, 1) 40 Nick Masset, R (4, 1) 29 Ryan Hanigan, R (5, PH) OBP: 0.422, SLG: 0.399 (5, 2)			C FF 88 B FF 89 S FF 90 B FF 92 X FF 92 2-2 ① G4-3		C FF 91 B FF 92 F CH 82 X CH 80 1-2 ③ L4			C SL 83 X FF 92 0-1 ③ F9		0 1 0 2	0 0 0 0	0 0 0 0	0 0 0 0	0 0 0 0	0 0 0 0	0 0 0 1
Inning Stats	R: 0 E: 0 K: 0 S: 10 H: 1 LOB: 1 BB: 0 P: 14	R: 1 E: 0 K: 1 S: 11 H: 1 LOB: 0 BB: 0 P: 17	R: 0 E: 0 K: 0 S: 6 H: 0 LOB: 0 BB: 0 P: 10	R: 0 E: 0 K: 1 S: 10 H: 0 LOB: 0 BB: 0 P: 14	R: 0 E: 0 K: 0 S: 11 H: 1 LOB: 1 BB: 0 P: 16	R: 0 E: 0 K: 0 S: 8 H: 0 LOB: 0 BB: 0 P: 13	R: 0 E: 0 K: 0 S: 5 H: 0 LOB: 0 BB: 0 P: 8	R: 0 E: 0 K: 1 S: 7 H: 0 LOB: 0 BB: 0 P: 9	R: 0 E: 0 K: 2 S: 16 H: 2 LOB: 2 BB: 0 P: 23	1B: 3 2B: 1 3B: 0 HR: 1 SF: 0 SAC: 0 DP: 0 HBP: 0						

AB	32
R	1
H	5
RBI	1
BB	0
SO	5
LOB	8

WP: 0 PA: 32
PB: 0
SB: 0
CS: 0

PITCHER		IP	WLS	BF	H	R	ER	SO	BB	IBB	HBP	BLK	WP	HR	S	P	ERA	WHIP
35 Cole Hamels, L ERA: 4.7	(1, 1)	7.0	W	24	3	1	1	2	0	0	0	0	0	1	61	92	1.29	0.429
52 Tyler Walker, R ERA: 1.8	(8, 1)	1.0		3	0	0	0	1	0	0	0	0	0	0	7	9	0.00	0.000
47 Scott Eyre, L ERA: 2.4	(9, 1)	1.0		5	2	0	0	2	0	0	0	0	0	0	16	23	0.00	2.000

PITCHER	IP	WLS	BF	H	R	ER	SO	BB	IBB	HBP	BLK	WP	HR	S	P	ERA	WHIP

Batter	1	2	3	4	5	6	7	8	9	AB	R	H	RBI	BB	SO	LOB
11 Jimmy Rollins, S (1, 6) OBP: 0.276, SLG: 0.353	BB	F7		BB		1B		1B		4	4	3	1	2	0	2
8 Shane Victorino, S (1, 8) OBP: 0.371, SLG: 0.468	HR		2B	2B		FC6-4		1B		5	5	4	4	1	0	1
26 Chase Utley, L (1, 4) OBP: 0.429, SLG: 0.571 4 Eric Bruntlett, R (4, PR) OBP: 0.215, SLG: 0.217 (5, 4)	K HR		BB	1B		K2-3		2B		3 2	1 2	2 2	4 1	1 0	1 1	0 1
6 Ryan Howard, L (1, 3) OBP: 0.325, SLG: 0.516 40 John Mayberry Jr., R (4, PR) OBP: 0.255, SLG: 0.523 (5, 7)	L5 K		1B	1B			K	BB		4 1	0 1	1 1	1 0	0 0	1 1	2 0
28 Jayson Werth, R (1, 9) OBP: 0.364, SLG: 0.491	1B	F9	SF8	K			K	HR		5	2	2	5	0	2	2
19 Greg Dobbs, L (1, 7) OBP: 0.314, SLG: 0.490 (5, 3)	HR	G4-3				1B	2B	G6-3		6	2	4	2	0	0	1
7 Pedro Feliz, R (1, 5) OBP: 0.340, SLG: 0.411	HBP	1B		F9	G4-3		L7	K		5	1	1	0	0	1	2
Carlos Ruiz, R (1, 2) OBP: 0.339, SLG: 0.361	BB	1B		G1-3	F9			G4-3		4	1	1	1	1	0	0
35 Cole Hamels, L (1, 1) OBP: 0.167, SLG: 0.250 52 Tyler Walker, R (8, 1) 12 Matt Stairs, L (8, PH) OBP: 0.417, SLG: 0.466 47 Scott Eyre, L (9, 1)	2B	K		1B		K		BB		4 0 0 0	2 0 1 0	2 0 0 0	2 0 0 0	0 0 1 0	2 0 0 0	2 0 0 0
Inning Stats	R: 10 E: 0 K: 2 S: 31 H: 6 LOB: 0 BB: 3 P: 58	R: 1 E: 0 K: 1 S: 16 H: 3 LOB: 2 BB: 0 P: 21	R: 1 E: 0 K: 0 S: 14 H: 1 LOB: 1 BB: 1 P: 22	R: 4 E: 1 K: 1 S: 18 H: 4 LOB: 2 BB: 1 P: 37	R: 0 E: 0 K: 0 S: 9 H: 1 LOB: 0 BB: 0 P: 14	R: 0 E: 0 K: 2 S: 11 H: 1 LOB: 1 BB: 0 P: 16	R: 0 E: 0 K: 2 S: 11 H: 1 LOB: 1 BB: 0 P: 14	R: 6 E: 0 K: 1 S: 17 H: 4 LOB: 0 BB: 2 P: 29		1B: 11 2B: 6 3B: 0 HR: 4 SF: 1 SAC: 0 DP: 1 HBP: 1						

BOTTOM

Cincinnati Reds @ Philadelphia Phillies

Citizens Bank Park, Philadelphia, PA

Mon Jul 06 2009, 7:05 PM EDT

Att. 41,548 - Partly Cloudy - 83 F

livebaseballscorecards.com

AB	43
R	22
H	21
RBI	21
BB	7
SO	9
LOB	13

WP: 0 PA: 52
PB: 0
SB: 0
CS: 0

PITCHER		IP	WLS	BF	H	R	ER	SO	BB	IBB	HBP	BLK	WP	HR	S	P	ERA	WHIP
47 Johnny Cueto, R ERA: 3.45	(1, 1)	0.2	L	11	5	9	9	1	3	0	1	0	0	2	25	49	121.50	12.000
52 Daniel Herrera, L ERA: 2.62	(1, 1)	2.1		13	5	3	3	2	1	0	0	0	0	1	36	52	11.57	2.571
40 Nick Masset, R ERA: 2.43	(4, 1)	1.0		8	4	4	3	1	1	0	0	0	0	0	18	37	27.00	5.000
46 Carlos Fisher, R ERA: 3.54	(5, 1)	2.0		7	2	0	0	2	0	0	0	0	0	0	20	30	0.00	1.000
37 Josh Roenicke, R ERA:	(7, 1)	1.0		4	1	0	0	2	0	0	0	0	0	0	11	14	0.00	1.000

PITCHER		IP	WLS	BF	H	R	ER	SO	BB	IBB	HBP	BLK	WP	HR	S	P	ERA	WHIP
7 Paul Janish, R ERA: 49.5	(8, 1)	1.0		9	4	6	6	1	2	0	0	0	0	1	17	29	54.00	6.000

Batter	1	2	3	4	5	6	7	8	9	AB	R	H	RBI	BB	SO	LOB
3 Willy Taveras, R (1, 8) OBP: 0.287, SLG: 0.300	B FF 89 C FF 89 F SL 81 F FF 90 X FF 90 1-2 4 CS 1B	X CH 80 0-0 ③ B1-3	B FF 91 S CH 79 X CH 80 1-1 ③ P2			B FF 97 X FF 95 1-0 ② B4-3			4	0	1	0	0	0	2
15 Jerry Hairston, R (1, 6) OBP: 0.312, SLG: 0.401	1 SAFE B FF 88 X FF 88 1-0 ① P3		B CH 79 C FF 88 X FF 88 1-1 4 HR 1B	B FF 88 X FF 89 1-0 ① F8		C FF 94 B FC 92 C FC 92 S CH 83 1-3 ③ K			4	1	1	0	0	1	1
19 Joey Votto, L (1, 3) OBP: 0.446, SLG: 0.609	F FF 89 1 SAFE 1 SAFE 1 SAFE F SL 81 S FF 90 0-3 ② K		C SL 81 1 SAFE B FF 89 B FF 88 F FF 89 B FF 90 X FF 90 3-2 ① F7	F FF 89 S FF 90 X SL 82 1-2 ② G6-3				S FF 85 B SL 85 B FF 95 S SL 84 F FF 94 B FF 86 X SL 85 3-2 4 SH3 55 1B 2B	4	1	1	0	0	1	2
4 Brandon Phillips, R (1, 4) OBP: 0.336, SLG: 0.479	B FF 89 B CH 81 1 SAFE C FF 90 2-1 ③ CS 1-2	C CH 80 F FF 88 F FF 89 T FF 90 0-2 ① K	F FF 90 1 SAFE X FF 90 0-1 1-H HR	T FF 90 X FF 90 0-1 HR				X FF 92 0-0 ① SH3 2-3	3	2	2	3	0	1	0
31 Jonny Gomes, R (1, 7) OBP: 0.406, SLG: 0.585 17 Laynce Nix, L (9, PH) OBP: 0.305, SLG: 0.497 (9, 7)		B FF 90 B FF 89 C FF 89 B CH 80 S FF 89 C FF 90 3-3 ② K	C FF 90 B SL 82 X CH 81 1-1 ② G5-3	C FF 90 F SL 81 F CU 74 B CH 81 X FF 90 1-2 ③ G4-3			I IN 70 I IN 74 I IN 74 I IN 75 4-0 55 1B IBB	3 0	0 0	0 0	0 0	0 1	1 0	0 0
55 Ramon Hernandez, R (1, 2) OBP: 0.330, SLG: 0.363		C FF 90 F SL 83 B FF 92 B FF 91 B CU 73 X FF 90 3-2 ③ F8	B CH 79 X CH 81 1-0 ③ L5				F FF 90 F SL 79 B FF 88 B CU 73 B FF 89 F CH 80 C FF 90 3-3 ① K	C FF 93 B FF 93 X FF 86 1-1 32 G4-3 1-2 3-H 1B	4	0	1	1	0	1	0
32 Jay Bruce, L (1, 9) OBP: 0.288, SLG: 0.451		S FF 88 F FF 90 B FF 88 S FF 89 1-3 ① K	L SL 79 F FF 89 S FF 89 0-3 ① K				B FF 90 X SL 79 1-0 ② F7	D FF 94 S FF 86 S FF 93 B SL 84 F SL 84 F FF 85 F FF 93 F FF 94 X SL 84 2-2 ②③ G4-3 1-2f	4	0	0	0	0	2	2
28 Edwin Encarnación, R (1, 5) OBP: 0.272, SLG: 0.205		F FF 88 B FF 89 C CH 79 F FF 90 B FF 90 F SL 81 S CH 81 2-3 ② K	C SL 80 B CU 74 C SL 78 F CU 73 F FF 90 B FF 90 F FF 89 X FF 91 2-2 39 SH3-4 1B			B CH 81 S CH 80 B SL 79 X FF 89 2-1 ③ G5-3		3	0	1	0	0	1	0
39 Aaron Harang, R (1, 1) OBP: 0.176, SLG: 0.182 53 Arthur Rhodes, L (7, 1) 21 Chris Dickerson, L (8, PH) OBP: 0.375, SLG: 0.390 25 David Weathers, R (8, 1) 48 Francisco Cordero, R (9, 1)		C FF 88 B FF 89 B FF 89 X FF 89 2-1 1B	C FF 90 L FF 90 B X 1-2 ② SH3-4 1-2			F CH 83 F CH 83 C FF 97 0-3 ① K		1 0 0 1 0 0	0 0 0 0 0 0	1 0 0 0 0 0	0 0 0 0 0 0	0 0 1 0 0 0	0 0 0 0 0 0	0 0 0 0 0 0
Inning Stats	R: 0 E: 0 K: 1 S: 9 H: 1 LOB: 0 BB: 0 P: 13	R: 0 E: 0 K: 2 S: 10 H: 0 LOB: 0 BB: 0 P: 16	R: 0 E: 0 K: 2 S: 11 H: 1 LOB: 0 BB: 0 P: 16	R: 2 E: 0 K: 0 S: 10 H: 2 LOB: 0 BB: 0 P: 16	R: 0 E: 0 K: 1 S: 14 H: 1 LOB: 1 BB: 0 P: 18	R: 1 E: 0 K: 0 S: 10 H: 1 LOB: 0 BB: 0 P: 13	R: 0 E: 0 K: 1 S: 7 H: 0 LOB: 0 BB: 0 P: 13	R: 0 E: 0 K: 2 S: 7 H: 0 LOB: 0 BB: 0 P: 9	R: 1 E: 0 K: 0 S: 14 H: 2 LOB: 1 BB: 1 P: 24	1B: 5 2B: 1 3B: 0 HR: 2 SF: 0 SAC: 2 DP: 1 HBP: 0						

PITCHER		IP	WLS	BF	H	R	ER	SO	BB	IBB	HBP	BLK	WP	HR	S	P	ERA	WHIP
43 J.A. Happ, L ERA: 3.04	(1, 1)	7.0		26	6	3	3	7	0	0	0	0	0	2	71	105	3.86	0.857
46 Ryan Madson, R ERA: 3.24	(8, 1)	1.0		3	0	0	0	2	0	0	0	0	0	0	7	9	0.00	0.000
54 Brad Lidge, R ERA: 7.12	(9, 1)	1.0	L	5	2	1	1	0	0	1	0	0	0	0	14	24	9.00	2.000

PITCHER	IP	WLS	BF	H	R	ER	SO	BB	IBB	HBP	BLK	WP	HR	S	P	ERA	WHIP

TOP

Cincinnati Reds @ Philadelphia Phillies

Citizens Bank Park, Philadelphia, PA

Tue Jul 07 2009, 7:05 PM EDT

Att. 43,623 - Partly Cloudy - 85 F

livebaseballscorecards.com

AB	31
R	4
H	8
RBI	4
BB	1
SO	9
LOB	7

REDS

BOTTOM

Batter	1	2	3	4	5	6	7	8	9	AB	R	H	RBI	BB	SO	LOB
11 Jimmy Rolls, S (1, 6) OBP: 0.275, SLG: 0.350	B SI 90 F SI 92 C SI 93 F SI 93 T SL 82 1-2 **K** ①		B CU 74 X CU 74 1-0 8 1B 26 2B 1B X FF 92 0-0 G4-3 ②			B CH 84 C CH 85 B FF 85 F SI 92 C SI 93 2-3 **K** ③		X CH 85 0-0 FC3-2 8 FC4-6 ② 1-2 3-H		5	1	1	0	0	2	4
8 Shane Victorino, S (1, 8) OBP: 0.369, SLG: 0.464	C SI 91 X CH 84 0-1 G4-3 ②		X SI 91 0-0 26 2B 1-2 1B B CU 76 F CU 74 X CU 72 1-1 G6-3 ③				B FF 92 C FF 92 X SL 84 1-1 F9 ① B SI 85 C SI 86 X SI 89 1-1 FC4-6 ③ 1-2f			5	0	1	0	0	0	3
26 Chase Utley, L (1, 4) OBP: 0.432, SLG: 0.578	B SI 91 C SL 83 F SI 92 B SI 93 X SI 93 2-2 6 2-6 1B		C SL 82 X SL 83 0-1 1-3 2-H 2B		C C F B F CH 83 B FF 85 X FF 92 2-2 G4-3 ①		C FF 93 S FF 92 B FF 94 F FF 92 X FF 92 1-2 6 G6-3 2B		X FF 96 0-0 L9 ①	5	0	3	1	0	0	0
6 Ryan Howard, L (1, 3) OBP: 0.329, SLG: 0.524	B FF 91 D CH 83 2-0 2-6 1-2 ③	X SI 89 0-0 HR	F FF 92 S FF 93 B FF 93 F SI 93 B CH 83 B FF 93 B SL 82 4-2 BB		F CU 74 B SI 93 C FF 92 C CH 85 1-3 **K** ②		S SL 83 B SL 83 B FF 92 F SL 83 X SL 83 2-2 G6-3 2-3 ②		B CH 85 F FF 95 B CH 85 S CH 86 B SL 88 B CH 86 4-2 BB	3	1	1	1	2	1	1
28 Jayson Werth, R (1, 9) OBP: 0.368, SLG: 0.500		C FF 90 B SL 83 B CH 83 F SI 91 B SI 92 F SI 92 F FF 92 X FF 93 3-2 HR	B SL 84 C SL 83 S FF 93 S FF 93 1-3 **K** ①		B CH 84 C SL 82 C SI 91 F FF 92 B SI 93 B SL 84 D SL 85 4-2 19 1B BB		I IN 80 I IN 80 I IN 82 I IN 82 4-0 4 S IBB		F SL 88 X FF 95 0-1 F9 ②	3	1	1	1	2	1	4
19 Greg Dobbs, L (1, 7) OBP: 0.315, SLG: 0.485 4 Eric Bruntlett, R (7, PH) OBP: 0.210, SLG: 0.211 (8, 7) (9, 5)		B FF 92 F SI 92 X SI 92 1-1 F8 ① B FF 94 X FF 92 1-0 F4 ②			B FF 92 F FF 92 B CH 85 X FF 92 2-1 1-2 1B		D SL 82 C FF 93 B FF 93 C FF 93 S FF 92 2-3 **K** ③ 1-2		C FF 95 X SL 87 0-1 G3 ③	3 2	0 0	1 0	0 0	0 0	0 1	3 3
7 Pedro Feliz, R (1, 5) OBP: 0.339, SLG: 0.409 40 John Mayberry Jr., R (8, PR) OBP: 0.255, SLG: 0.523 (9, 7)		F CH 84 C SI 91 B CH 81 F SL 81 X SI 92 1-2 1B	X SL 84 0-0 G1-3 ③		B SL 84 X SL 84 1-0 G5-3 ③			X SL 83 0-0 E6 SH1-4 11 FC3-2		4 0	0 0	1 0	0 0	0 0	0 0	5 0
Carlos Ruiz, R (1, 2) OBP: 0.339, SLG: 0.373		C SL 81 D FF 89 C SL 82 S SL 84 1-3 **K** ②		F FF 90 B SL 83 X SI 90 2-1 3B		B SL 82 B FF 88 F SI 89 X SL 84 2-1 F7 ①		L SI 85 X SI 86 0-1 SH1-4 ① 2-3		3	0	1	0	0	1	1
43 J.A. Happ, L (1, 1) OBP: 0.059, SLG: 0.059 46 Ryan Madson, L (8, 1) 12 Matt Stairs, L (8, PH) OBP: 0.425, SLG: 0.466 54 Brad Lidge, R (9, 1)		F SI 91 B CU 73 S CU 73 F SI 92 C FF 92 1-3 **K** ③		S CH 83 B SL 84 B FF 93 F FF 91 B SI 92 F SI 91 S SL 84 3-3 **K** ①		C FF 89 B SL 83 F SL 82 B SI 91 B SI 92 F SI 91 X CU 75 2-2 L4 ②		B SI 86 3 SAFE B FF 90 B CH 84 B FC 85 4-0 11 FC3-2 BB		3 0 0 0	0 0 0 0	0 0 0 0	0 0 1 0	2 0 0 0	0 0 0 0	2 0 0 0
Inning Stats	R: 0 E: 0 K: 1 S: 9 H: 1 LOB: 1 BB: 0 P: 14	R: 2 E: 0 K: 2 S: 19 H: 3 LOB: 1 BB: 0 P: 26	R: 1 E: 0 K: 1 S: 12 H: 3 LOB: 3 BB: 1 P: 19	R: 0 E: 0 K: 1 S: 9 H: 1 LOB: 1 BB: 0 P: 15	R: 0 E: 0 K: 1 S: 14 H: 1 LOB: 2 BB: 1 P: 24	R: 0 E: 0 K: 1 S: 10 H: 0 LOB: 0 BB: 0 P: 16	R: 0 E: 0 K: 1 S: 12 H: 1 LOB: 2 BB: 1 P: 22	R: 0 E: 1 K: 0 S: 6 H: 0 LOB: 2 BB: 1 P: 11	R: 0 E: 0 K: 0 S: 7 H: 0 LOB: 1 BB: 1 P: 11	1B: 5 2B: 2 3B: 1 HR: 2 SF: 0 SAC: 1 DP: 0 HBP: 0						

PITCHER	IP	WLS	BF	H	R	ER	SO	BB	IBB	HBP	BLK	WP	HR	S	P	ERA	WHIP
39 Aaron Harang, R (1, 1) ERA: 3.89	6.0		29	9	3	3	7	2	0	0	0	0	2	73	114	4.50	1.833
53 Arthur Rhodes, L (7, 1) ERA: 1.82	1.0		5	1	0	0	1	0	1	0	0	0	0	12	22	0.00	1.000
25 David Weathers, R (8, 1) ERA: 2.54	1.0	W	5	0	0	0	0	1	0	0	0	0	0	6	11	0.00	1.000
48 Francisco Cordero, R (9, 1) ERA: 1.75	1.0	S	4	0	0	0	0	1	0	0	0	0	0	7	11	0.00	1.000

PITCHER	IP	WLS	BF	H	R	ER	SO	BB	IBB	HBP	BLK	WP	HR	S	P	ERA	WHIP

Cincinnati Reds @ Philadelphia Phillies

Citizens Bank Park, Philadelphia, PA

Tue Jul 07 2009, 7:05 PM EDT

Att. 43,623 - Partly Cloudy - 85 F

livebaseballscorecards.com

AB	36
R	3
H	10
RBI	3
BB	5
SO	8
LOB	26

WP: 0 PA: 42
PB: 0
SB: 1
CS: 0

Batter	1	2	3	4	5	6	7	8	9	AB	R	H	RBI	BB	SO	LOB
21 Chris Dickerson, L (1, 8) OBP: 0.373, SLG: 0.387	C SI 88 X SI 83 0-1 15 G6-3 1B		C SI 90 C SI 90 B FF 91 C SI 90 1-3 ③ K		X CH 83 0-0 ③ G6-3		S FF 90 S SI 91 C SI 91 0-3 ③ K			4	0	1	0	0	2	2
15 Jerry Hairston, R (1, 6) OBP: 0.311, SLG: 0.398	B SI 88 1 SAFE C SI 88 B SL 82 1 SAFE B SL 82 F SI 86 1 SAFE X SI 89 3-2 ① G6-3 1-2			B SI 88 F SI 88 X SI 89 1-1 4 BB 19 1B 17 1B 1B		F FC 87 C SI 92 B FC 88 C FC 89 1-3 ① K		S FF 98 S FF 98 X FF 98 0-2 ① F9		4	1	1	0	0	1	1
19 Joey Votto, L (1, 3) OBP: 0.442, SLG: 0.601	B SI 89 2 SAFE C FF 89 C FF 89 X SL 84 1-2 ② F7			F SI 87 1 SAFE 1 SAFE 1 SAFE X SI 87 0-1 17 1B 4 BB 55 SF9 1-2 1B		F CU 77 B CH 80 B SI 92 S FC 88 C SI 91 2-3 ② K		F CH 84 X CH 85 0-1 ② P6		4	1	1	0	0	1	1
4 Brandon Phillips, R (1, 4) OBP: 0.338, SLG: 0.475	B SL 82 C CH 84 S SL 81 B SL 82 D FF 90 C SL 83 3-3 ③ K			B SI 90 B SI 90 B SL 80 C SI 88 B FF 88 4-1 55 SF9 17 1B 1-2 2-3 BB		C FF 89 B SI 92 H SI 90 2-1 HBP		B CH 85 F FF 98 X FC 93 1-1 ③ F8		2	0	0	0	1	1	1
17 Laynce Nix, L (1, 7) OBP: 0.304, SLG: 0.491		C SI 88 B FF 90 X FF 89 1-1 ① G3		S SI 86 X SI 84 0-1 32 G4-3 1-2 2-3 3-H 1B		X SI 92 0-0 ③ G5-3			B FF 94 X SI 94 1-0 ① G6-3	4	0	1	1	0	0	1
55 Ramon Hernandez, R (1, 2) OBP: 0.329, SLG: 0.363		C SI 90 B FF 91 F SI 84 F FF 90 B SI 91 F SI 89 B FF 91 F SI 88 S SL 84 3-3 ② K		F SI 91 X SI 89 0-1 ① SF9 2-3 3-H			B SI 90 S FC 86 F SI 90 F FC 88 F SI 91 X FC 88 1-2 32 G1-3 1B		C FC 90 C CH 83 S SI 96 0-3 ② K	3	0	1	1	0	2	0
32 Jay Bruce, L (1, 9) OBP: 0.285, SLG: 0.444		C FF 90 B SI 89 B FF 89 C SL 80 C SI 91 2-3 ③ K		F FF 89 B FF 90 B FF 89 F CH 83 B SL 82 X SL 82 3-2 ② ③ G4-3 1-2f			B FC 87 X CH 80 1-0 ① G1-3 1-2		B FF 96 B FF 93 S CH 83 X CH 83 2-1 ③ F8	4	0	0	0	0	1	3
28 Edwin Encarnación, R (1, 5) OBP: 0.284, SLG: 0.213			C SL 80 B SI 87 F SI 88 X FF 89 1-2 34 B2-6-4 1B		X SI 84 0-0 ① P4		B CU 77 B SI 89 C FF 89 B SI 90 H SI 90 4-1 HBP			2	0	1	0	0	0	0
34 Homer Bailey, R (1, 1)			X FF 86 0-0 ① ② B2-6-4 1-2f		B CH 83 C CH 82 X CH 82 1-1 ② G6-3		B CU 78 B SI 90 B FC 89 C SI 93 F FC 89 C SI 92 3-3 ② K			2	0	0	0	0	0	1
31 Jonny Gomes, R (7, PH) OBP: 0.402, SLG: 0.578										1	0	0	0	0	1	2
40 Nick Masset, R (7, 1)										0	0	0	0	0	0	0
53 Arthur Rhodes, L (8, 1)										0	0	0	0	0	0	0
25 David Weathers, R (8, 1)										0	0	0	0	0	0	0
Inning Stats	R: 0 E: 0 K: 1 S: 11 H: 1 LOB: 1 BB: 0 P: 18	R: 0 E: 0 K: 2 S: 11 H: 0 LOB: 0 BB: 0 P: 17	R: 0 E: 0 K: 1 S: 7 H: 1 LOB: 0 BB: 0 P: 9	R: 2 E: 0 K: 0 S: 12 H: 3 LOB: 1 BB: 1 P: 20	R: 0 E: 0 K: 0 S: 4 H: 0 LOB: 0 BB: 0 P: 5	R: 0 E: 0 K: 2 S: 8 H: 0 LOB: 1 BB: 0 P: 13	R: 0 E: 0 K: 2 S: 13 H: 1 LOB: 2 BB: 0 P: 22	R: 0 E: 0 K: 0 S: 7 H: 0 LOB: 0 BB: 0 P: 8	R: 0 E: 0 K: 1 S: 6 H: 0 LOB: 0 BB: 0 P: 9	1B: 6 2B: 0 3B: 0 HR: 0	SF: 1 SAC: 0 DP: 2 HBP: 2			WP: 0 PB: 0 SB: 0 CS: 0	PA: 34		

PITCHER		IP	WLS	BF	H	R	ER	SO	BB	IBB	HBP	BLK	WP	HR	S	P	ERA	WHIP
31 Rodrigo Lopez, R ERA: 3.18	(1, 1)	5.0		19	5	2	2	4	1	0	0	0	0	0	45	69	3.60	1.200
37 Chad Durbin, R ERA: 4.09	(6, 1)	1.2		8	1	0	0	3	0	0	2	0	0	0	18	32	0.00	0.600
16 J.C. Romero, L ERA: 2.92	(7, 1)	0.1		1	0	0	0	1	0	0	0	0	0	0	3	3	0.00	0.000
46 Ryan Madson, R ERA: 3.09	(8, 1)	2.0	W	6	0	0	0	1	0	0	0	0	0	0	13	17	0.00	0.000

PITCHER	IP	WLS	BF	H	R	ER	SO	BB	IBB	HBP	BLK	WP	HR	S	P	ERA	WHIP

TOP

Cincinnati Reds @ Philadelphia Phillies

Citizens Bank Park, Philadelphia, PA

Wed Jul 08 2009, 7:05 PM EDT

Att. 44,179 - Partly Cloudy - 78 F

livebaseballscorecards.com

AB	30
R	2
H	6
RBI	2
BB	1
SO	9
LOB	12

Batter	1	2	3	4	5	6	7	8	9	AB	R	H	RBI	BB	SO	LOB
11 Jimmy Rollins, S (1, 6) OBP: 0.276, SLG: 0.349	B FF 91 B FF 93 C SI 93 F FF 93 C FF 94 2-3 ① K		B CH 86 X FF 94 1-0 ② ③ F8-4 2-2		B KC 78 F FF 96 B SI 94 X SL 86 2-1 8 S 1B		S FS 89 B FS 90 B FF 96 S FS 89 B FF 95 S FS 88 3-3 ③ K		C SI 89 B SI 89 B SI 86 B SI 90 B SI 90 4-1 8 1B 1-2 BB	4	0	1	0	1	2	2
8 Shane Victorino, S (1, 8) OBP: 0.372, SLG: 0.464	B FF 94 B SI 95 C FF 95 X SI 95 2-1 ② G3-1			C SI 92 X KC 76 0-1 26 F9 26 S 6 1B 1B	1 SAFE 1 SAFE C SI 94 F KC 79 D SI 90 F CH 89 F FF 96 X KC 78 1-2 ③ G4-3 1-2			C FF 91 B FF 92 F SL 83 F SL 84 F FF 92 F SL 81 B SL 80 B FF 93 F SL 81 4-2 F SL 82 F SL 80 F SL 82 B FF 91 26 S BB	B SL 83 C SI 88 B SL 83 X SL 84 2-1 1-2 2-H 1B	4	1	2	1	1	0	1
26 Chase Utley, L (1, 4) OBP: 0.427, SLG: 0.570	B KC 76 C SI 95 B KC 78 F SI 94 X CH 87 2-2 ③ F7			B FF 91 B CH 86 B SI 92 X FF 93 3-0 ① F9 1-3		C KC 77 T FF 95 X SI 94 0-2 ① F7		1 SAFE B FF 92 C SL 81 B FF 92 1 SAFE F FF 93 1 SAFE S SL 83 2-3 ① K 1-2		4	0	0	0	0	1	2
6 Ryan Howard, L (1, 3) OBP: 0.328, SLG: 0.520		B FF 94 B FF 96 B FF 95 X SI 92 3-0 ① L3		F FF 95 X SI 95 0-1 19 1B 1B 3-H		F KC 77 F FF 96 B FF 95 B SI 90 B FF 96 C KC 77 3-3 ② K		B SL 83 S SL 83 B FF 92 S SL 83 F SL 84 F SL 82 C FF 92 2-3 ② K		4	0	1	1	0	2	1
28 Jayson Werth, R (1, 9) OBP: 0.369, SLG: 0.508		C SI 96 F SL 86 B SI 95 C FF 96 1-3 ② K		1 SAFE C SL 86 B FF 96 C SI 95 F SI 96 D CH 89 S FF 94 2-3 ② K		B SL 87 B SL 88 C SL 88 X SI 96 2-1 HR		I IN 76 I IN 77 I IN 79 I IN 82 4-0 IBB		3	1	1	1	1	2	1
19 Greg Dobbs, L (1, 7) OBP: 0.324, SLG: 0.490 40 John Mayberry Jr., R (8, PH) OBP: 0.250, SLG: 0.511 (9, 7)		B FF 96 B KC 76 S SI 94 X SI 95 2-1 ③ G6-3		F FF 95 B CH 89 X CH 89 1-1 1-2 1B		B KC 76 B FF 96 B FF 95 C SI 93 F SI 96 F FF 96 F SI 95 F FF 96 X SI 95 3-2 7 FC6-4 1B		T SL 83 B SL 83 B SI 89 S SL 84 F SI 90 F SL 84 B SL 83 C SL 85 3-3 ③ K		3 1	0 0	2 0	0 0	0 0	0 1	0 2
7 Pedro Feliz, R (1, 5) OBP: 0.338, SLG: 0.407			C FF 94 X SL 86 0-1 ① F8	F CH 87 F SL 85 X SL 86 0-2 ③ F8		X SL 86 0-0 ③ FC6-4 1-2f			C SL 83 B SL 82 F SL 82 B SL 84 X SL 82 2-2 11 BB 8 1B 1B	4	1	1	0	0	0	3
23 Paul Bako, L (1, 2) OBP: 0.300, SLG: 0.278			C SI 92 S SL 85 X CH 89 0-2 11 F8-4 31 E 1B		B SI 94 F SI 94 C FF 95 S FF 96 1-3 ① K		B FF 95 B SI 94 X SI 93 2-0 ① G4-3		B SI 88 1 SAFE 1 SAFE L SI 87 X CH 84 1-1 ① B1	4	0	1	0	0	1	1
31 Rodrigo Lopez, R (1, 1) 27 Chris Coste, R (5, PH) OBP: 0.342, SLG: 0.382 37 Chad Durbin, R (6, 1) OBP: 0.200, SLG: 0.200 16 J.C. Romero, S (7, 1) 12 Matt Stairs, L (7, PH) OBP: 0.419, SLG: 0.458 46 Ryan Madson, L (8, 1) 4 Eric Bruntlett, R (9, PH) OBP: 0.207, SLG: 0.208			X SI 92 0-0 FC3 1-2		S SL 88 F SL 88 B FF 95 S FF 94 1-3 ② K		B FF 96 S FF 95 S FS 89 F FF 95 B FC 86 C FS 89 2-3 ② K		C CH 85 B FF 90 X FF 89 1-1 ② F9	1 1 0 0 1 0 1	0 0 0 0 0 0 0	0 0 0 0 0 0 0	0 0 0 0 0 0 0	0 1 0 0 1 0 0	0 0 0 0 0 0 0	1 0 0 0 0 0 1
Inning Stats	R: 0 E: 0 K: 1 S: 8 H: 0 LOB: 0 BB: 0 P: 14	R: 0 E: 0 K: 1 S: 6 H: 0 LOB: 0 BB: 0 P: 12	R: 0 E: 1 K: 0 S: 7 H: 1 LOB: 1 BB: 0 P: 8	R: 1 E: 0 K: 1 S: 14 H: 3 LOB: 2 BB: 0 P: 20	R: 0 E: 0 K: 2 S: 13 H: 1 LOB: 1 BB: 0 P: 18	R: 1 E: 0 K: 1 S: 15 H: 2 LOB: 1 BB: 0 P: 23	R: 0 E: 0 K: 2 S: 8 H: 0 LOB: 0 BB: 0 P: 15	R: 0 E: 0 K: 3 S: 22 H: 0 LOB: 2 BB: 2 P: 37	R: 1 E: 0 K: 0 S: 10 H: 2 LOB: 2 BB: 1 P: 20	1B: 8 2B: 1 3B: 0 HR: 1	SF: 0 SAC: 0 DP: 1 HBP: 0				WP: 0 PB: 0 SB: 3 CS: 0	PA: 38	

PITCHER		IP	WLS	BF	H	R	ER	SO	BB	IBB	HBP	BLK	WP	HR	S	P	ERA	WHIP
34 Homer Bailey, R ERA: 5.16	(1, 1)	6.0		25	7	2	2	6	0	0	0	0	0	1	63	95	3.00	1.167
40 Nick Masset, R ERA: 2.36	(7, 1)	1.0		3	0	0	0	2	0	0	0	0	0	0	8	15	0.00	0.000
53 Arthur Rhodes, L ERA: 1.78	(8, 1)	0.2		4	0	0	0	2	1	1	0	0	0	0	17	29	0.00	1.500
25 David Weathers, R ERA: 2.76	(8, 1)	1.0	L	6	2	1	1	1	1	0	0	0	0	0	15	28	9.00	3.000

PITCHER	IP	WLS	BF	H	R	ER	SO	BB	IBB	HBP	BLK	WP	HR	S	P	ERA	WHIP

BOTTOM

Cincinnati Reds @ Philadelphia Phillies

Citizens Bank Park, Philadelphia, PA

Wed Jul 08 2009, 7:05 PM EDT

Att. 44,179 - Partly Cloudy - 78 F

livebaseballscorecards.com

AB	35
R	3
H	9
RBI	3
BB	3
SO	11
LOB	15

Cincinnati Reds @ Philadelphia Phillies

Citizens Bank Park, Philadelphia, PA

Thu Jul 09 2009, 7:05 PM EDT

Att. 45,146 - Partly Cloudy - 73 F

livebaseballscorecards.com

TOP

Batter	1	2	3	4	5	6	7	8	9	AB	R	H	RBI	BB	SO	LOB
3 Willy Taveras, R (1, 8) OBP: 0.286, SLG: 0.296	C SI 82 B FF 81 X CH 76 1-1 ① P4	B CU 69 B SI 81 C SI 81 C SI 82 F CU 69 X FF 82 2-2 ③ P6			C FF 81 X FC 79 0-1 ① P4	C SL 88 F SL 86 B FF 92 X FF 95 1-2 ③ F9			B FF 85 F FF 93 S FF 93 B FF 86 F SL 84 B FF 94 B FF 93 4-2 21 DI BB	4	0	0	0	1	0	1
21 Chris Dickerson, L (1, 9) OBP: 0.369, SLG: 0.382	X FF 82 0-0 ② F7	C SI 82 B SI 82 S SI 83 X CH 75 1-2 ① G3	C FC 80 F SI 81 B SI 82 F SI 83 B F CH 76 B F X 3-2 19 S 4 HR 1B		C CU 75 F FF 91 F SL 83 B SI 93 S SL 83 1-3 ① K		S SL 83 C FF 92 D SL 85 B FF 86 S SL 84 2-3 ③ K 1-2	5	1	1	0	0	2	1
19 Joey Votto, L (1, 3) OBP: 0.439, SLG: 0.594	C SI 83 B SI 82 S CH 75 F SI 82 X SI 82 1-2 1B	S CU 69 F FC 79 B SI 83 X SI 83 1-2 ② G3-1			B FC 80 1 SAFE C C 1 SAFE 1 SAFE 1 SAFE S FC 80 1-3 ② K 1-2		B CU 75 F SL 86 F SI 93 B SL 84 C SI 93 2-3 ② K			4	0	1	0	0	2	1
4 Brandon Phillips, R (1, 4) OBP: 0.337, SLG: 0.483	C FF 82 B SI 82 B FF 82 X CH 76 2-1 ③ P2	X SI 83 0-0 ③ F9			B CH 76 B CH 76 C CH 74 X FF 80 2-1 2-H HR		B SI 94 F CH 83 S SL 88 F FF 94 C SL 81 1-3 ③ K			4	1	1	2	0	1	1
55 Ramon Hernandez, R (1, 2) OBP: 0.331, SLG: 0.363		C SI 82 B FF 82 C SI 81 F CH 74 F FF 82 B FC 81 B CH 76 B SI 82 4-2 31 1B 28 3B BB	B CH 74 B FC 80 X SI 82 2-0 ① G6-3	C FC 79 S CU 70 X CU 70 0-2 1B			C SL 85 B SI 91 F CH 83 B FF 93 B SI 93 X SL 84 3-2 ① L6		3	1	1	0	1	0	0
31 Jonny Gomes, R (1, 7) OBP: 0.400, SLG: 0.570 37 Josh Roenicke, R (5, 1) 52 Daniel Herrera, L (5, 1) 60 Robert Manuel, R (6, 1) 32 Jay Bruce, L (8, PH) OBP: 0.284, SLG: 0.443 46 Carlos Fisher, R (8, 1)		X FF 82 0-0 1-2 28 3B 1B	C CH 74 B SI 82 S CH 75 B SI 81 S CU 69 2-3 ② K2-3	F FF 81 C SI 81 F CU 69 F FC 79 F CH 74 B SI 81 B SI 82 F CH 73 X FC 80 2-2 ③ P6			X FF 94 0-0 ② G3	3 0 0 0 1 0	1 0 0 0 0 0	1 0 0 0 0 0	0 0 0 0 0 0	0 0 0 0 0 0	1 0 0 0 0 0	1 0 0 0 0 0
28 Edwin Encarnación, R (1, 5) OBP: 0.293, SLG: 0.286		B SI 82 C CH 75 F SI 82 B SI 81 B FF 82 X SI 82 3-2 33 SF7 1-H 2-H 3B	C CU 69 F CH 73 F FF 81 F SI 81 B SI 82 F SI 80 B CU 69 X CH 74 2-2 HR		B FF 91 C SL 84 B SI 92 X SL 86 2-1 ① G6-3		B SI 92 S CH 83 F SI 89 B SL 82 B SL 88 C SI 93 3-3 ③ K		4	2	2	3	0	1	0
7 Paul Janish, R (1, 6) OBP: 0.306, SLG: 0.286		C FC 81 X FF 82 0-1 ① P6	B CU 68 C SI 81 F FC 78 F FC 79 X SI 82 1-2 33 FC5-4 1B		C SI 94 B SI 93 B SI 92 C SL 85 B SL 82 B SL 86 4-2 BB				F FF 93 S FF 86 S SL 85 0-3 ① K	3	0	1	0	1	1	1
33 Micah Owings, R (1, 1) OBP: 0.267, SLG: 0.581 17 Laynce Nix, L (5, 7) OBP: 0.301, SLG: 0.486		B CH 75 B CH 76 S FF 82 X FF 80 2-1 ② SF7 3-H	X CH 74 0-0 ③ FC5-4 1-2f		X FF 93 0-0 ② F8				B FF 93 B FF 93 B FF 92 C FF 92 F FF 91 X FF 93 3-2 ② F9	1 2	0 0	0 0	1 0	0 0	0 0	1 1
Inning Stats	R: 0 E: 0 K: 0 S: 9 H: 1 LOB: 1 BB: 0 P: 13	R: 3 E: 0 K: 0 S: 16 H: 2 LOB: 0 BB: 1 P: 27	R: 0 E: 0 K: 0 S: 7 H: 0 LOB: 0 BB: 0 P: 9	R: 1 E: 0 K: 1 S: 15 H: 2 LOB: 1 BB: 0 P: 22	R: 2 E: 0 K: 1 S: 23 H: 3 LOB: 1 BB: 0 P: 31	R: 0 E: 0 K: 0 S: 8 H: 0 LOB: 1 BB: 1 P: 15	R: 0 E: 0 K: 3 S: 11 H: 0 LOB: 0 BB: 0 P: 15	R: 0 E: 0 K: 1 S: 7 H: 0 LOB: 0 BB: 0 P: 13	R: 0 E: 0 K: 2 S: 12 H: 0 LOB: 1 BB: 1 P: 21	1B: 5 2B: 0 3B: 1 HR: 2 SF: 1 SAC: 0 DP: 0 HBP: 0						

PITCHER	IP	WLS	BF	H	R	ER	SO	BB	IBB	HBP	BLK	WP	HR	S	P	ERA	WHIP
50 Jamie Moyer, L (1, 1) ERA: 5.99	5.0	W	24	8	6	6	2	1	0	0	0	0	2	70	102	10.80	1.800
61 Chan Ho Park, R (6, 1) ERA: 5.49	3.0	H	10	0	0	0	4	1	0	0	0	0	0	26	43	0.00	0.333
54 Brad Lidge, R (9, 1) ERA: 6.89	1.0	S	4	0	0	0	2	1	0	0	0	0	0	12	21	0.00	1.000

PITCHER	IP	WLS	BF	H	R	ER	SO	BB	IBB	HBP	BLK	WP	HR	S	P	ERA	WHIP

AB	34
R	6
H	8
RBI	6
BB	3
SO	8
LOB	8

WP: 0 PA: 38
PB: 0
SB: 1
CS: 0

Batter	1	2	3	4	5	6	7	8	9	AB	R	H	RBI	BB	SO	LOB
11 Jimmy Rollins, S (1, 6) OBP: 0.281, SLG: 0.351	C FF 89 C CH 78 B FF 89 F FF 90 X CH 78 1-2 P5 ①		C FF 89 B FF 88 B CH 78 X FF 88 2-1 G3 ①	X FF 88 0-0 8 S 8 1B 2-3 1B	X SC 69 0-0 26 WP 8 BB 1-2 3-H 1B		B CH 81 B FF 86 B FF 85 C FF 84 C FF 85 B FF 86 4-2 BB			4	1	2	1	1	0	0
8 Shane Victorino, S (1, 8) OBP: 0.375, SLG: 0.463	C FF 89 B CH 79 B CH 77 B FF 89 B SI 91 4-1 26 1B BB		C CH 79 X CH 78 0-1 G4-3 ②	B SL 78 1 SAFE 1 SAFE C SL 80 X CH 78 1-1 1-H 3-H 1B	B SI 85 B CH 76 B SI 85 C SI 83 B SI 84 4-1 26 WP 1-2 2-3 BB		C FF 86 F SL 78 S FF 86 0-3 K ①			3	0	1	2	2	1	1
26 Chase Utley, L (1, 4) OBP: 0.427, SLG: 0.578	C FF 89 X FF 86 0-1 6 BB 1-3 1B		C FF 89 B CH 76 B CH 79 B FF 89 X FF 88 3-1 IHR	C FF 89 B CH 79 F FC 87 1 SAFE 1 SAFE P PO 83 1 SAFE X CH 76 2-2 G1-3 ③	C FF 85 B SC 68 F SC 69 F SI 86 F SC 66 B SL 77 X SL 77 2-2 1-2 2-3 3-H F7 ③		B FF 85 X FF 85 1-0 P5 ②			5	1	2	1	0	0	4
6 Ryan Howard, L (1, 3) OBP: 0.332, SLG: 0.522	C FF 88 B CH 78 B CH 78 B CH 77 B FF 87 4-1 1-2 BB		B FF 89 X CH 78 1-0 28 2B 2B		B FF 88 B FF 87 F FF 87 B FF 89 B FF 86 4-1 19 BB 7 1B BB	C SL 76 B SI 86 T SI 85 S SL 76 1-3 K ①	B FF 86 F FF 84 X FF 85 1-1 G4-3 ③			3	2	1	0	2	1	1
28 Jayson Werth, R (1, 9) OBP: 0.373, SLG: 0.522	B FC 88 C FF 88 B CH 78 F CH 76 X FF 88 2-2 F9 ②		F FF 89 S FF 89 F FF 86 B FF 89 B FC 89 F CH 83 X FF 88 2-2 2-H 2B		C SL 80 B CH 76 B CH 76 B FF 87 X FF 88 3-1 P4 ①	B CH 76 B SI 86 B SI 85 C SI 85 C SI 82 X SI 86 3-2 HR		B SL 84 C FF 93 C SL 82 B FF 96 F SL 83 B SL 84 B SL 83 4-2 19 K BB		4	1	2	2	1	0	4
19 Greg Dobbs, L (1, 7) OBP: 0.319, SLG: 0.472 54 Brad Lidge, R (9, 1)	B FF 89 X FF 88 1-0 G3-1 ③		C FF 89 B CH 80 B FF 89 B CH 79 F CH 80 F FF 89 X FF 88 3-2 F8 ③		B FF 88 B SI 82 S FF 87 D CH 79 F FC 88 B FF 87 4-2 7 1B 23 FC3-6 1-2 BB	C SL 77 X SI 85 0-1 G3-1 ②		B FF 92 1 SAFE F SI 92 B SI 91 F SI 92 1 SAFE B SL 82 S SL 83 3-3 K ① ② 1-2		4 0	1 0	0 0	0 0	1 0	1 0	5 0
7 Pedro Feliz, R (1, 5) OBP: 0.339, SLG: 0.407		C FF 89 F FF 89 S FF 86 0-3 K ①		B SL 80 X SL 81 1-0 G5-3 ①	X SL 81 0-0 23 FC3-6 12 BB 11 1B 1-3 2-H 1B	C SL 80 F SL 80 X FF 87 0-2 61 1B 1B		X SL 83 0-0 G6-3 ③		5	1	2	1	0	1	0
Carlos Ruiz, R (1, 2) OBP: 0.340, SLG: 0.374 12 Matt Stairs, L (5, PH) OBP: 0.427, SLG: 0.458 61 Chan Ho Park, R (6, 1) OBP: 0.313, SLG: 0.385 40 John Mayberry Jr., R (9, 7) OBP: 0.250, SLG: 0.511		X FF 89 0-0 F8 ②		C SL 82 B CH 77 B CH 80 X FF 88 2-1 11 1B 50 SH5-4 8 1B 1B	B FF 95 D CU 79 C SI 94 B SI 94 F FF 95 F SL 88 B FF 95 4-2 23 FC3-6 1-2 BB	X FF 84 0-0 1-2 1B				2 0 1 0	1 0 0 0	1 0 1 0	0 0 0 0	0 1 0 0	0 0 0 0	0 0 0 0
50 Jamie Moyer, L (1, 1) OBP: 0.276, SLG: 0.048 23 Paul Bako, L (5, PH) OBP: 0.273, SLG: 0.250 (6, 2)		B FF 87 B SI 89 C FF 87 X FF 86 2-1 G4-3 ③		B B FF 87 B FF 87 C FF 86 L FC 85 X SI 87 3-2 1-2 SH5-4 ②	B SI 95 F SI 94 B SL 88 F FF 96 B SI 96 X SI 96 3-2 8 BB 26 WP 11 1B 1-2f 2-3 3-H FC3-6 ②	B CH 79 S FF 84 B CH 79 F SL 80 F FF 86 F SL 79 F FF 85 F FF 85 S FF 85 2-3 K ③				1 2	0 1	0 0	0 1	0 0	0 1	0 4
Inning Stats	R: 0 E: 0 K: 0 S: 12 H: 1 LOB: 3 BB: 2 P: 24	R: 0 E: 0 K: 1 S: 6 H: 0 LOB: 0 BB: 0 P: 8	R: 2 E: 0 K: 0 S: 16 H: 3 LOB: 1 BB: 0 P: 27	R: 2 E: 0 K: 0 S: 13 H: 3 LOB: 1 BB: 0 P: 21	R: 4 E: 0 K: 0 S: 19 H: 2 LOB: 2 BB: 4 P: 43	R: 1 E: 0 K: 2 S: 19 H: 3 LOB: 2 BB: 0 P: 25	R: 0 E: 0 K: 1 S: 8 H: 0 LOB: 1 BB: 1 P: 14	R: 0 E: 0 K: 1 S: 7 H: 0 LOB: 0 BB: 1 P: 14		1B: 8 2B: 2 3B: 0 HR: 2	SF: 0 SAC: 1 DP: 0 HBP: 0	WP: 1 PB: 0 SB: 1 CS: 0	PA: 43			

PITCHER		IP	WLS	BF	H	R	ER	SO	BB	IBB	HBP	BLK	WP	HR	S	P	ERA	WHIP
33 Micah Owings, R ERA: 4.94	(1, 1)	4.1	L	25	8	7	7	1	4	0	0	0	0	0	53	97	14.54	2.769
37 Josh Roenicke, R ERA: 1.04	(5, 1)	0.1		2	0	0	0	0	1	0	0	0	0	0	6	13	0.00	3.000
52 Daniel Herrera, L ERA: 2.8	(5, 1)	1.0		6	2	2	2	1	1	0	0	0	1	1	15	25	18.00	3.000
60 Robert Manuel, R ERA:	(6, 1)	1.1		7	2	0	0	2	1	0	0	0	0	0	19	27	0.00	2.250
46 Carlos Fisher, R ERA: 3.38	(8, 1)	1.0		3	0	0	0	1	1	0	0	0	0	0	7	14	0.00	1.000

PITCHER	IP	WLS	BF	H	R	ER	SO	BB	IBB	HBP	BLK	WP	HR	S	P	ERA	WHIP

BOTTOM

Cincinnati Reds @ Philadelphia Phillies

Citizens Bank Park, Philadelphia, PA

Thu Jul 09 2009, 7:05 PM EDT
Att. 45,146 - Partly Cloudy - 73 F

livebaseballscorecards.com

AB	34
R	9
H	12
RBI	8
BB	8
SO	5
LOB	19

Batter	1	2	3	4	5	6	7	8	9	AB	R	H	RBI	BB	SO	LOB
21 Chris Dickerson, L (1, 9) OBP: 0.371, SLG: 0.381	B FF 91 C FF 89 B FF 91 F FF 90 F FF 91 B CH 80 B FF 90 4-2 3 SH2-3 BB		F CH 82 F FF 92 B CU 77 X FF 92 1-2 ① FC3-6 3 CS 1-2f		F CU 77 B FF 92 C CH 84 X SL 80 1-2 2-3 1B		S SI 87 B SI 88 B SI 86 B SL 82 F SI 87 X SI 87 3-2 ① G4-3			3	0	1	0	1	0	1
3 Willy Taveras, R (1, 8) OBP: 0.283, SLG: 0.292	F FF 90 X CU 75 0-1 ① SH2-3 1-2		1 SAFE 1 SAFE B FF 91 C FF 93 B CU 76 F FF 93 C SL 83 2-3 ②③ 1-2		X FF 93 0-0 ② P4		F FF 88 F SL 85 F CH 76 B X 1-2 ② G1-3			3	0	0	0	0	1	3
19 Joey Votto, L (1, 3) OBP: 0.440, SLG: 0.607	C FF 93 S CU 75 D SL 84 F FF 92 B CU 76 C FF 90 3-3 ② K			C FF 94 B CH 84 B FF 92 X CU 76 2-1 HR	F FF 92 F FF 93 F FF 93 B FF 94 B CH 85 X CH 85 2-2 ③ P6		S SL 82 B SL 83 F SI 87 X CU 77 1-2 ③ 1B			4	1	2	1	0	1	3
4 Brandon Phillips, R (1, 4) OBP: 0.336, SLG: 0.483	B SL 81 B FF 91 X FF 91 2-0 ③ P4			B FF 94 B FF 93 S FF 92 F SL 82 X FF 94 2-2 28 WP 15 S 2B		X FF 91 0-0 ① F7		X FF 94 0-0 ① F9		4	1	1	0	0	0	1
17 Laynce Nix, L (1, 7) OBP: 0.299, SLG: 0.497		F FF 93 B FF 95 C FF 94 T FF 95 1-2 ① K		S CH 83 F CH 84 F FF 92 S CU 79 0-3 ① K		B FF 91 X CH 83 1-0 HR		B FF 94 X FF 94 1-0 ② L5		4	1	1	1	0	2	1
28 Edwin Encarnación, R (1, 5) OBP: 0.291, SLG: 0.295		F FF 94 C SL 82 F CU 79 C SL 84 0-3 ② K		B FF 92 F FF 92 F SL 83 F FF 94 B SL 82 D SL 82 X SL 82 3-2 ② L4 2-3		B FF 94 B FF 92 B FF 93 C FF 91 C FF 93 X FF 93 3-2 2B		C SL 88 C FF 95 B FF 93 T FF 93 1-2 ③ K		4	0	1	0	0	2	1
15 Jerry Hairston, R (1, 6) OBP: 0.310, SLG: 0.396		C FF 94 X FF 95 0-1 1B		B SL 80 M SL 81 3 SAFE F FF 94 X SL 84 1-2 ③ G6-3 3-H		B FF 92 X FF 92 1-0 ② F8			C SI 89 X SI 90 0-1 ① L9	4	0	1	0	0	0	1
29 Ryan Hanigan, R (1, 2) OBP: 0.424, SLG: 0.404		B FF 92 B FF 92 1 SAFE C FF 92 X FF 90 2-1 ③ F9			C FF 93 B SL 83 F FF 93 B SL 85 X SL 83 2-2 21 1B 2B	I IN 77 I IN 76 I IN 76 I IN 74 4-0 IBB			C SI 88 B SI 90 X SI 88 1-1 ② G6-3	3	0	1	0	1	0	1
61 Bronson Arroyo, R (1, 1) OBP: 0.167, SLG: 0.233			B FF 92 C FF 91 X FF 91 1-1 21 FC3-6 1B		X FF 90 0-0 ① B3	C SL 80 F CU 76 B SL 84 S SL 82 1-3 ③ K			C SI 90 X SI 89 1-1 ③ G5-3	4	0	1	0	0	1	3
Inning Stats	R: 0 E: 0 K: 1 S: 10 H: 0 LOB: 1 BB: 1 P: 19	R: 0 E: 0 K: 2 S: 11 H: 1 LOB: 1 BB: 0 P: 14	R: 0 E: 0 K: 1 S: 8 H: 1 LOB: 0 BB: 0 P: 12	R: 2 E: 0 K: 1 S: 16 H: 2 LOB: 0 BB: 0 P: 24	R: 0 E: 0 K: 0 S: 13 H: 2 LOB: 2 BB: 0 P: 18	R: 1 E: 0 K: 1 S: 9 H: 2 LOB: 2 BB: 1 P: 19	R: 0 E: 0 K: 0 S: 10 H: 1 LOB: 1 BB: 0 P: 15	R: 0 E: 0 K: 1 S: 5 H: 0 LOB: 0 BB: 0 P: 7	R: 0 E: 0 K: 0 S: 6 H: 0 LOB: 0 BB: 0 P: 8	1B: 4 2B: 3 3B: 0 HR: 2 SF: 0 SAC: 1 DP: 0 HBP: 0						

PITCHER		IP	WLS	BF	H	R	ER	SO	BB	IBB	HBP	BLK	WP	HR	S	P	ERA	WHIP
38 Fernando Nieve, R ERA: 3.03	(1, 1)	6.0	L	27	8	3	3	6	1	1	0	0	1	2	67	106	4.50	1.500
25 Pedro Feliciano, L ERA: 2.6	(7, 1)	1.0		3	1	0	0	0	0	0	0	0	0	0	10	15	0.00	1.000
39 Bobby Parnell, R ERA: 4.5	(8, 1)	1.0		3	0	0	0	1	0	0	0	0	0	0	5	7	0.00	0.000
50 Sean Green, R ERA: 4.85	(9, 1)	1.0		3	0	0	0	0	0	0	0	0	0	0	6	8	0.00	0.000

PITCHER	IP	WLS	BF	H	R	ER	SO	BB	IBB	HBP	BLK	WP	HR	S	P	ERA	WHIP

TOP

Cincinnati Reds @ New York Mets

Citi Field, Flushing, NY

Fri Jul 10 2009, 7:10 PM EDT

Att. 39,203 - Clear - 71 F

livebaseballscorecards.com

AB	33
R	3
H	9
RBI	2
BB	2
SO	7
LOB	15

WP: 1	PA: 36		
PB: 0			
SB: 1			
CS: 1			

Batter	1	2	3	4	5	6	7	8	9	AB	R	H	RBI	BB	SO	LOB
16 Ángel Pagán, S (1, 8) OBP: 0.396, SLG: 0.370	B CH 78 X SI 86 1-0 ① F8		C SI 88 B SI 84 X SI 84 1-1 ③ FC4-6 1-2f			C SI 85 F FF 84 F FF 89 D SI 86 T SL 76 1-2 ② K			C FF 88 X SI 85 0-1 ① G1-3	4	0	0	0	0	1	2
3 Alex Cora, L (1, 6) OBP: 0.337, SLG: 0.307	B CH 78 B CU 70 C CU 70 X SI 88 2-1 ② G4-3			C CH 81 X SI 85 0-1 ① G4-3		X SI 88 0-0 ③ FC4-6 1-2f			B SL 73 C SL 73 F FF 89 B SI 86 X CH 78 2-2 ② G1-3	4	0	0	0	0	0	1
28 Daniel Murphy, L (1, 3) OBP: 0.313, SLG: 0.363	B SL 72 X CH 80 1-0 ③ G4-3			C FF 88 B SL 76 B SI 85 B CU 70 C SI 87 X CH 82 3-2 ② G4-3			C CH 81 X SI 83 0-1 5 FC6-4 1B		C FF 89 X SL 76 0-1 1B	4	0	2	0	0	0	0
5 David Wright, R (1, 5) OBP: 0.412, SLG: 0.462		C SL 73 F SL 76 B FF 88 X SI 89 1-2 ① G6-3		S SI 90 B CU 70 C CH 78 B CH 78 B SL 77 X SI 85 3-2 ③ L8			B CU 69 B SL 76 C CU 70 C SI 88 X SI 89 2-2 ① FC6-4 18 FC4-6 1-2f		C SI 89 D FF 90 F SI 89 B FF 88 S SL 77 2-3 ③ K	4	0	0	0	0	1	2
18 Jeremy Reed, L (1, 9) OBP: 0.319, SLG: 0.352		B CU 69 B FF 88 B CH 83 C CH 82 X SI 87 3-1 ② P6			C SL 72 C CU 70 B SI 87 X FF 89 1-2 ① P5		X SI 84 0-0 ② FC4-6 17 FC5-4 1-2f			3	0	0	0	0	0	1
17 Fernando Tatis, R (1, 7) OBP: 0.316, SLG: 0.372		C CH 80 F SL 80 B SL 78 X SL 75 1-2 ③ P4			B SL 72 X SI 89 1-0 ② G1-3		C FF 90 B FC 84 C CU 69 F SI 86 X SL 76 1-2 ③ FC5-4 1-2f			3	0	0	0	0	0	1
23 Brian Schneider, L (1, 2) OBP: 0.319, SLG: 0.388			C SI 85 B FF 87 F CH 82 B SI 85 B SL 74 F SL 74 F SI 88 X SI 88 3-2 ① P6		C SI 84 C SL 73 B FF 88 B FF 88 S SI 87 2-3 ③ K			C SL 72 B SL 72 B FF 88 B FF 88 X CH 83 3-1 ① G1-3		3	0	0	0	1	0
11 Argenis Reyes, S (1, 4) OBP: 0.167, SLG: 0.118			B CH 81 C CU 71 B SI 88 B SI 87 C CH 82 C SL 72 3-3 ② K			X FF 88 0-0 3 FC4-6 1B		B CU 71 C CU 69 X SI 84 1-1 ② G4-3		3	0	1	0	0	1	0
38 Fernando Nieve, R (1, 1) OBP: 0.375, SLG: 0.375 6 Nick Evans, R (6, PH) OBP: 0.298, SLG: 0.409 25 Pedro Feliciano, L (7, 1) 39 Bobby Parnell, R (8, 1) 10 Gary Sheffield, R (8, PH) OBP: 0.387, SLG: 0.485 50 Sean Green, R (9, 1)			C SI 87 S SL 81 X FC 83 0-2 16 FC4-6 1B			T SL 73 B FF 86 S CH 77 B SL 75 S SI 87 2-3 ① K		C SI 88 X SL 75 0-1 ③ L7		1 1 0 0 1 0	0 1 0 0 0 0	1 0 0 0 0 0	0 0 0 0 0 0	0 0 0 0 0 0	0 1 0 0 0 0	0 1 0 0 0 0
Inning Stats	R: 0 E: 0 K: 0 S: 4 H: 0 LOB: 0 BB: 0 P: 8	R: 0 E: 0 K: 0 S: 8 H: 0 LOB: 0 BB: 0 P: 13	R: 0 E: 0 K: 1 S: 13 H: 1 LOB: 1 BB: 0 P: 20	R: 0 E: 0 K: 0 S: 8 H: 0 LOB: 0 BB: 0 P: 14	R: 0 E: 0 K: 1 S: 7 H: 0 LOB: 0 BB: 0 P: 11	R: 0 E: 0 K: 2 S: 9 H: 1 LOB: 1 BB: 0 P: 12	R: 0 E: 0 K: 0 S: 10 H: 1 LOB: 1 BB: 0 P: 13	R: 0 E: 0 K: 0 S: 6 H: 0 LOB: 0 BB: 0 P: 10	R: 0 E: 0 K: 1 S: 10 H: 1 LOB: 1 BB: 0 P: 14	1B: 4 2B: 0 3B: 0 HR: 0 SF: 0 SAC: 0 DP: 0 HBP: 0						

PITCHER	IP	WLS	BF	H	R	ER	SO	BB	IBB	HBP	BLK	WP	HR	S	P	ERA	WHIP
61 Bronson Arroyo, R (1, 1) ERA: 5.38	9.0	W	31	4	0	0	5	0	0	0	0	0	0	75	115	0.00	0.444

PITCHER	IP	WLS	BF	H	R	ER	SO	BB	IBB	HBP	BLK	WP	HR	S	P	ERA	WHIP

BOTTOM

Cincinnati Reds @ New York Mets

Citi Field, Flushing, NY

Fri Jul 10 2009, 7:10 PM EDT

Att. 39,203 - Clear - 71 F

AB	31
R	0
H	4
RBI	0
BB	0
SO	5
LOB	8

WP: 0	PA: 31		
PB: 0			
SB: 0			
CS: 0			

livebaseballscorecards.com

Cincinnati Reds @ New York Mets

Citi Field, Flushing, NY

Sat Jul 11 2009, 7:10 PM EDT

Att. 39,396 - Cloudy - 71 F

TOP

livebaseballscorecards.com

Batter	1	2	3	4	5	6	7	8	9	AB	R	H	RBI	BB	SO	LOB
3 Willy Taveras, R (1, 8) OBP: 0.282, SLG: 0.292	F FF 90 F CH 80 F CH 82 X CH 83 0-2 ① F9		B CH 81 B CH 82 C FF 89 C SL 84 X FF 92 2-2 ② G1-3		C FF 90 C FF 92 F FF 92 B CH 82 X CH 83 1-2 ③ P6			X SI 87 0-0 21 G1-6-3 1B		4	0	1	0	0	0	0
32 Jay Bruce, L (1, 9) OBP: 0.283, SLG: 0.441 21 Chris Dickerson, L (1, 9) OBP: 0.371, SLG: 0.385	C FF 90 F CH 84 B FF 91 S FF 93 1-3 ② K		F FF 91 B FF 92 F FF 92 B SL 84 X FF 91 2-2 2B			X FF 88 0-0 ① F7		B SI 87 X SI 87 1-0 ① ② G1-6-3 1-2f		1	0	0	0	0	1	0
										3	0	1	0	0	0	1
19 Joey Votto, L (1, 3) OBP: 0.437, SLG: 0.600	F FF 91 B FF 92 F FF 91 B FF 93 X CH 84 2-2 4 1B 1B		S CH 82 F CH 82 F FF 91 X CH 82 0-2 ③ F7			C FF 90 B SL 81 S SI 90 F SI 90 F FF 93 B CH 83 X FF 92 2-2 ② G6-3		B SI 89 F SI 88 C SL 82 C CH 78 1-3 ③ K		4	0	1	0	0	1	1
4 Brandon Phillips, R (1, 4) OBP: 0.335, SLG: 0.480	X CH 80 0-0 1-2 1B			X FF 89 0-0 ① F8		B CH 84 S CH 81 B FF 90 B FF 91 S CH 82 S CH 80 3-3 ③ K			B FF 94 X FF 94 1-0 ① G1-3	4	0	1	0	0	1	0
55 Ramon Hernandez, R (1, 2) OBP: 0.330, SLG: 0.361	B FF 90 F FF 89 S SL 81 F FF 91 B CH 82 X FF 92 2-2 ③ F8			B FF 89 C FF 89 X FF 90 1-1 ② F9			C CH 78 X FF 90 0-2 31 BB 1B		B FF 93 B FF 94 X FF 93 2-0 ② F8	4	0	1	0	0	0	2
28 Edwin Encarnación, R (1, 5) OBP: 0.299, SLG: 0.308		B FF 90 C FF 88 B SL 82 X CH 82 2-1 ① F7		B FF 90 B FF 89 X SI 88 2-0 2B			B CH 80 C CH 79 B FF 91 X CH 79 2-1 ① P4		B CU 81 B FF 94 C FF 93 B FF 92 F FF 92 B FF 93 4-2 BB	3	0	1	0	1	0	1
31 Jonny Gomes, R (1, 7) OBP: 0.394, SLG: 0.551		F FF 90 C FF 91 B FF 90 S FF 92 1-3 ② K		X CH 80 0-0 ③ F7			B CH 80 B FF 90 B CH 79 B SI 88 4-0 1-2 BB		X FF 94 0-0 ③ F7	3	0	0	0	1	1	2
15 Jerry Hairston, R (1, 6) OBP: 0.307, SLG: 0.392		B FF 91 B FF 90 B SI 90 C FF 88 F SI 89 F FF 92 F FF 92 F CH 81 F FF 91 3-2 ③ L8 F SL 82 X FF 92			B CH 82 X SI 89 1-0 ① F7		B FF 89 C CH 79 B CH 78 F FF 90 B FF 91 F CH 77 X FF 90 3-2 ② F7			3	0	0	0	0	0	2
47 Johnny Cueto, R (1, 1) OBP: 0.182, SLG: 0.129 37 Josh Roenicke, R (6, 1) 33 Micah Owings, R (7, PH) OBP: 0.261, SLG: 0.568 46 Carlos Fisher, R (7, 1)			C FF 88 M FF 90 F FF 92 S FF 92 0-3 ① K		C SI 89 F FF 91 B FF 89 B CH 82 F CH 81 B FF 92 S SI 90 3-3 ② K		S CH 79 C CH 78 X CH 78 0-2 ③ G1-3			2	0	0	0	0	2	0
										0	0	0	0	0	0	0
										1	0	0	0	0	0	2
										0	0	0	0	0	0	0

	AB	32
	R	0
	H	6
	RBI	0
	BB	2
	SO	6
	LOB	11

Inning Stats																		
	R: 0	H: 2	R: 0	H: 0	R: 0	H: 1	R: 0	H: 1	R: 0	H: 0	R: 0	H: 0	R: 0	H: 1	R: 0	H: 0	1B: 4	SF: 0	WP: 0	PA: 34
	E: 0	LOB: 2	E: 0	LOB: 0	E: 0	LOB: 1	E: 0	LOB: 0	E: 0	LOB: 0	E: 0	LOB: 0	E: 0	LOB: 2	E: 0	LOB: 1	2B: 2	SAC: 0	PB: 0	
	K: 1	BB: 0	K: 1	BB: 0	K: 1	BB: 0	K: 0	BB: 0	K: 1	BB: 0	K: 1	BB: 0	K: 0	BB: 1	K: 0	BB: 1	3B: 0	DP: 1	SB: 0	
	S: 15	P: 20	S: 13	P: 19	S: 14	P: 18	S: 5	P: 8	S: 9	P: 14	S: 9	P: 14	S: 12	P: 21	S: 5	P: 7	HR: 0	HBP: 0	CS: 0	

PITCHER		IP	WLS	BF	H	R	ER	SO	BB	IBB	HBP	BLK	WP	HR	S	P	ERA	WHIP
57 Johan Santana, L ERA: 3.09	(1, 1)	7.0	W	27	5	0	0	5	1	0	0	0	0	0	77	114	0.00	0.857
25 Pedro Feliciano, L ERA: 2.52	(8, 1)	1.0		3	1	0	0	1	0	0	0	0	0	0	5	7	0.00	1.000
75 Francisco Rodríguez, R ERA: 1.73	(9, 1)	1.0		4	0	0	0	0	1	0	0	0	0	0	5	12	0.00	1.000

PITCHER	IP	WLS	BF	H	R	ER	SO	BB	IBB	HBP	BLK	WP	HR	S	P	ERA	WHIP

Cincinnati Reds @ New York Mets

Citi Field, Flushing, NY

Sat Jul 11 2009, 7:10 PM EDT

Att. 39,396 - Cloudy - 71 F

livebaseballscorecards.com

BOTTOM

Batter	1	2	3	4	5	6	7	8	9	AB	R	H	RBI	BB	SO	LOB
16 Ángel Pagán, S (1, 8) OBP: 0.404, SLG: 0.420	C FF 92 F SI 93 B FF 94 X SI 94 1-2 5 1B, 1 BB, 12 1B 1B	B FF 92 X FF 91 1-0 1 1B 3B		C SI 93 X CH 82 0-1 ① F7		B SI 92 L SI 93 C CU 78 B FF 94 B SL 87 F SI 94 X SI 93 3-2 ① FC6-4, 1 S 1-2f		1 SAFE C SI 91 D SI 87 B SI 92 B SI 93 3-1 ③ CS 1-2		4	2	2	0	0	0	1
1 Luis Castillo, S (1, 4) OBP: 0.379, SLG: 0.331	1 SAFE B SI 92 B SI 93 B FF 92 B FF 92 4-0 5 1B, 12 1B 1-2 BB	C FF 94 3 SAFE B FF 94 X SL 82 1-1 5 G5-3 3-H 1B		B FF 94 X FF 93 1-0 ② G6-3		C FF 93 C FF 93 B SL 88 B SL 87 X SL 88 2-2 ② F8 1-3				3	1	1	1	1	0	1
5 David Wright, R (1, 5) OBP: 0.410, SLG: 0.460	B SL 85 F FF 95 F SI 93 F FF 95 D SL 85 F SL 84 B SI 93 X SL 88 3-2 28 BB, 12 1B, 9 1B 1-2 2-3 1B	F FF 94 B SI 93 B SI 92 X SL 85 2-1 ① G5-3 1-2		B SL 85 B SL 86 B SI 93 C FF 92 X FF 94 3-1 ③ G4-3		C SL 88 B SI 94 B SL 87 C SL 88 S FF 94 2-3 ③ K				4	1	1	0	0	1	2
10 Gary Sheffield, R (1, 7) OBP: 0.385, SLG: 0.480 25 Pedro Feliciano, L (8, 1) 75 Francisco Rodríguez, R (9, 1)	B SL 86 C SI 94 X SI 94 1-1 ① F4	D SL 84 C SL 84 C FF 94 X SL 85 1-2 ② F8			C SL 83 F SI 92 B FF 95 B SL 88 X SL 89 2-2 9 1B, 28 G6-3 1B		C SL 83 C SL 82 X FF 95 0-2 ① G3-1			4 0 0	0 0 0	1 0 0	0 0 0	0 0 0	0 0 0	4 0 0
12 Jeff Francoeur, R (1, 9) OBP: 0.284, SLG: 0.354	B SI 95 C SI 94 X FF 95 1-1 9 1B, 28 BB 1-2 2-H 3-H 1B	D SL 85 S SL 84 F SI 93 B FF 94 S FF 94 2-3 ③ K			1 SAFE F FF 93 F SL 85 1 SAFE B FF 95 X SI 92 1-2 ① P2		C SL 84 B SL 86 F SL 84 B FF 95 X SL 83 2-2 28 CS 1B			4	0	2	2	0	1	2
28 Daniel Murphy, L (1, 3) OBP: 0.312, SLG: 0.359	B FF 95 B FF 95 C FF 94 D SL 85 B FF 93 4-1 9 1B 1-2 2-3 BB	B SI 92 S SI 91 B SI 92 C SL 85 S FF 93 2-3 ① K			X SI 90 0-0 ② G6-3 1-2		B SI 92 C SI 92 S SL 84 1 SAFE F SL 83 B FC 94 F SI 93 X FC 93 2-2 ② ③ F7 1-2			3	0	0	0	1	1	2
9 Omir Santos, R (1, 2) OBP: 0.301, SLG: 0.412	C FF 94 B SL 85 F FF 93 F FF 96 X SL 86 1-2 1-2 2-3 3-H 1B	F SL 85 X FF 94 0-1 1B			C SL 84 X FF 92 0-1 2-3 1B			X SL 84 0-0 ① G4-3		4	0	3	1	0	0	0
3 Alex Cora, L (1, 6) OBP: 0.330, SLG: 0.301	C FF 95 X CH 83 0-1 ② F7	B SI 92 C SI 92 1 SAFE B SL 81 B SI 91 X FF 92 3-1 ② F9			B CH 82 C CH 85 B FF 93 B CH 83 F SL 85 F SL 85 F FF 94 C FF 94 3-3 ③ K			B FF 91 F SI 92 B SL 83 F SI 92 F FF 94 F FF 93 X SL 85 2-2 ② G4-3		4	0	0	0	0	1	6
57 Johan Santana, L (1, 1) OBP: 0.172, SLG: 0.148 18 Jeremy Reed, L (8, 7) OBP: 0.326, SLG: 0.360	B FF 96 C FF 94 S FF 95 F FF 95 F SL 88 S SL 88 1-3 ③ K	B SI 92 X SI 92 1-0 ③ G4-3				B SI 91 B FF 92 C FF 91 B FF 91 C FF 92 B FF 92 4-2 16 FC6-4 BB		B SL 82 X SL 82 1-0 16 CS 1B		2 1	0 0	0 1	0 0	1 0	1 0	4 0
Inning Stats	R: 3 E: 0 K: 1 S: 24 H: 4 LOB: 3 BB: 2 P: 40	R: 1 E: 0 K: 1 S: 11 H: 2 LOB: 1 BB: 0 P: 18	R: 0 E: 0 K: 1 S: 8 H: 1 LOB: 1 BB: 0 P: 14	R: 0 E: 0 K: 0 S: 5 H: 0 LOB: 0 BB: 0 P: 9	R: 0 E: 0 K: 1 S: 14 H: 2 LOB: 2 BB: 0 P: 20	R: 0 E: 0 K: 1 S: 12 H: 0 LOB: 1 BB: 1 P: 23	R: 0 E: 0 K: 0 S: 11 H: 1 LOB: 0 BB: 0 P: 15	R: 0 E: 0 K: 0 S: 8 H: 1 LOB: 0 BB: 0 P: 14		1B: 10 2B: 0 3B: 1 HR: 0 SF: 0 SAC: 0 DP: 0 HBP: 0					WP: 0 PB: 0 SB: 2 CS: 2 PA: 37	

	AB	33
	R	4
	H	11
	RBI	4
	BB	3
	SO	5
	LOB	22

PITCHER		IP	WLS	BF	H	R	ER	SO	BB	IBB	HBP	BLK	WP	HR	S	P	ERA	WHIP
47 Johnny Cueto, R ERA: 3.62	(1, 1)	5.0	L	26	9	4	4	4	2	0	0	0	0	0	62	101	7.20	2.200
37 Josh Roenicke, R ERA: 0.93	(6, 1)	1.0		4	0	0	0	1	1	0	0	0	0	0	12	23	0.00	1.000
46 Carlos Fisher, R ERA: 3.09	(7, 1)	2.0		6	2	0	0	0	0	0	0	0	0	0	19	29	0.00	1.000

PITCHER	IP	WLS	BF	H	R	ER	SO	BB	IBB	HBP	BLK	WP	HR	S	P	ERA	WHIP

Batter	1	2	3	4	5	6	7	8	9	AB	R	H	RBI	BB	SO	LOB
21 Chris Dickerson, L (1, 9) OBP: 0.370, SLG: 0.385 7 Paul Janish, R (5, 6) OBP: 0.310, SLG: 0.282	C SI 91 F FF 91 B SI 93 B SL 84 B SI 93 X SI 93 3-2 G3		X SI 93 0-0 G3		S SI 92 B SI 92 X SL 83 1-1 33 S 3 1B 2-3 3-H 1B		B FF 94 S FF 93 B SI 93 X SI 93 2-1 P3		B FF 93 B FF 92 C FF 90 F FF 92 B FF 94 B FF 93 4-2 29 1B 4 FC5-4 BB	3 1	0 1	1 0	1 0	0 1	0 0	0 0
3 Willy Taveras, R (1, 8) OBP: 0.288, SLG: 0.297	C FF 93 X SI 94 0-1 4 1B 1B		B SI 92 X SL 82 1-0 F8		C SI 89 B SI 88 1 SAFE F SI 91 B FF 90 F SI 93 X SI 92 2-2 33 S 1-2 3-H 1B			B SI 89 X SI 90 1-0 31 1B 4 1B 1B	B FF 92 B FF 92 C FF 91 X FF 93 2-1 P3	5	1	3	1	0	0	1
19 Joey Votto, L (1, 3) OBP: 0.433, SLG: 0.594 37 Josh Roenicke, R (4, 1) 52 Daniel Herrera, L (4, 1) 33 Micah Owings, R (5, PH) OBP: 0.255, SLG: 0.556 60 Robert Manuel, R (5, 1) 25 David Weathers, R (7, 1) 31 Jonny Gomes, R (8, PH) OBP: 0.400, SLG: 0.556 29 Ryan Hanigan, R (8, 2) OBP: 0.428, SLG: 0.408	1 SAFE S SI 90 1 SAFE F SI 90 B SI 90 1 SAFE 1 SAFE B SL 83 F SI 90 2-3 C SI 90 K			B SI 90 C SL 82 B SI 92 F SI 92 B SI 93 F SI 93 C SI 92 3-3 K	F SL 85 C SI 93 B SI 94 B SI 91 S SL 87 1-2 2-3 K		C SI 90 B CU 73 B SI 89 B SI 89 X SI 88 3-1 17 1B 4 1B 55 1B 1-2 1B	B FF 93 F FF 92 X FF 93 1-1 4 FC5-4 1-3 1B	2 0 0 1 0 0 1	0 0 0 0 0 0 1	0 0 0 0 0 0 1	0 0 0 0 0 0 0	0 0 0 1 0 0 0	2 0 0 0 1 0 0	1 0 0 2 0 0 0
4 Brandon Phillips, R (1, 4) OBP: 0.336, SLG: 0.478	1 SAFE X SI 90 0-0 1-2 1B			B SL 83 X SL 81 1-0 P2	B SL 85 B SL 86 F SL 85 C SI 94 X SI 92 2-2 G6-3			B CU 75 X SI 91 1-0 55 1B 17 1B 15 FC5-4 1-2 2-H 1B	B CU 80 S CH 83 B CH 86 C CU 78 F FF 94 X CH 84 2-2 FC5-4 1-2f 3-H	5	1	2	2	0	0	3
17 Laynce Nix, L (1, 7) OBP: 0.297, SLG: 0.489	B FF 91 S SI 92 F SI 91 B FF 91 C SI 92 X SI 91 3-2 G6-3			B FF 92 B FF 92 B SI 92 C FF 91 F SI 92 X SI 92 3-2 G4-3		X FF 91 0-0 G3		B SI 86 B SL 81 B SI 87 C SI 87 C SI 88 F SI 88 X SI 89 3-2 15 FC5-4 55 1B 1-2 2-3 1B	B CU 80 B FF 95 S CH 88 F CH 88 S FF 94 2-3 K	5	0	1	0	0	1	3
55 Ramon Hernandez, R (1, 2) OBP: 0.332, SLG: 0.361 (8, 3)		B SI 90 C SL 83 X SI 90 1-1 P6			C FF 90 B SL 82 F SI 90 B CU 78 B SI 92 B SI 92 4-2 28 BLK 23 2B BB	B FF 92 T SI 92 F SI 91 B FF 94 C SI 93 2-3 K		B SL 86 F FF 96 X FF 97 1-1 15 FC5-4 1-2 2-3 3-H 1B		3	1	1	1	1	1	0
28 Edwin Encarnación, R (1, 5) OBP: 0.297, SLG: 0.298		F FF 90 B CU 76 F SI 92 B SI 92 X SL 84 2-2 G5-3			F SI 90 B SL 82 B SI 91 B SI 93 F SI 93 F SI 94 B SI 93 4-2 23 2B 21 1B 1-2 BB	C SL 84 B SI 92 C SL 84 F SI 92 B CU 77 X SI 93 2-2 G5-3		B SL 85 S FF 96 B FF 95 S FF 96 F FF 97 F FF 98 C SL 89 2-3 K		3	1	0	0	1	1	3
15 Jerry Hairston, R (1, 6) OBP: 0.302, SLG: 0.386 (5, 9)		B SI 90 C SI 92 X FF 93 1-1 P3			B SL 81 F SI 92 X SI 93 1-1 F9		B FF 91 C SL 80 X SI 91 1-1 G5-3	F SL 88 F SL 88 F SL 87 F SL 86 B FF 99 B SL 88 F FF 97 F FF 98 B FF 98 3-2 FC5-4 23 FC6-4 1-2f 2-3 3-H		4	0	0	1	0	0	4
39 Aaron Harang, R (1, 1) OBP: 0.171, SLG: 0.176 23 Adam Rosales, R (4, 3) OBP: 0.287, SLG: 0.285 40 Nick Masset, R (8, 1)			C FF 91 B SI 91 F FF 94 X SI 94 1-2 G1-3		B SI 92 X SL 85 1-0 21 1B 3 1B 1-3 2-H 2B		C FF 92 B SI 93 F SI 92 B SI 93 X SI 93 2-2 G6-3	S FF 96 X FF 98 0-1 FC6-4 1-2f		1 3 0	0 1 0	0 1 0	0 1 0	0 0 0	0 0 0	0 2 0
Inning Stats	R: 0 E: 0 K: 1 S: 13 H: 2 LOB: 2 BB: 0 P: 21	R: 0 E: 0 K: 0 S: 7 H: 0 LOB: 0 BB: 0 P: 11	R: 0 E: 0 K: 0 S: 5 H: 0 LOB: 0 BB: 0 P: 7	R: 0 E: 0 K: 1 S: 8 H: 0 LOB: 0 BB: 0 P: 15	R: 3 E: 0 K: 1 S: 20 H: 3 LOB: 2 BB: 2 P: 37	R: 0 E: 0 K: 1 S: 8 H: 0 LOB: 0 BB: 0 P: 12	R: 0 E: 0 K: 0 S: 7 H: 0 LOB: 0 BB: 0 P: 12	R: 3 E: 0 K: 1 S: 25 H: 5 LOB: 2 BB: 0 P: 39	R: 1 E: 0 K: 1 S: 13 H: 1 LOB: 1 BB: 1 P: 24	1B: 10 2B: 1 3B: 0 HR: 0 SF: 0 SAC: 0 DP: 0 HBP: 0						

PITCHER		IP	WLS	BF	H	R	ER	SO	BB	IBB	HBP	BLK	WP	HR	S	P	ERA	WHIP
34 Mike Pelfrey, R ERA: 4.47	(1, 1)	7.0	W	28	5	3	3	4	2	0	0	1	0	0	68	115	3.86	1.000
50 Sean Green, R ERA: 5.54	(8, 1)	0.0		3	3	3	3	0	0	0	0	0	0	0	4	9	∞	∞
25 Pedro Feliciano, L ERA: 2.52	(8, 1)	0.0		1	1	0	0	0	0	0	0	0	0	0	4	7	∞	∞
39 Bobby Parnell, R ERA: 4.37	(8, 1)	1.0	H	4	1	0	0	1	0	0	0	0	0	0	17	23	0.00	1.000
75 Francisco Rodríguez, R ERA: 1.9	(9, 1)	1.0	S	5	1	1	1	1	1	0	0	0	0	0	13	24	9.00	2.000

PITCHER	IP	WLS	BF	H	R	ER	SO	BB	IBB	HBP	BLK	WP	HR	S	P	ERA	WHIP

TOP

Cincinnati Reds @ New York Mets

Citi Field, Flushing, NY

Sun Jul 12 2009, 1:10 PM EDT

Att. 40,014 - Sunny - 79 F

livebaseballscorecards.com

AB	38
R	7
H	11
RBI	7
BB	3
SO	6
LOB	19

PA: 41

WP: 0
PB: 0
SB: 2
CS: 0

Cincinnati Reds @ New York Mets

Citi Field, Flushing, NY

Sun Jul 12 2009, 1:10 PM EDT

Att. 40,014 - Sunny - 79 F

livebaseballscorecards.com

BOTTOM

Batter	1	2	3	4	5	6	7	8	9	AB	R	H	RBI	BB	SO	LOB
16 Ángel Pagán, S (1, 8) OBP: 0.387, SLG: 0.400	C SI 86 B CH 79 B SI 87 X SI 87 2-1 ① G4-3		C SI 86 C CU 72 B SI 88 F FF 88 F SL 79 F CH 83 S CH 80 1-3 ① K	B FF 92 B FF 92 X FF 93 2-0 ① L7	B SL 81 B CH 80 X FF 84 2-0 1B		C SI 87 B CH 84 C CH 83 C SI 89 1-3 ② K			5	0	1	0	0	2	0
1 Luis Castillo, S (1, 4) OBP: 0.386, SLG: 0.337	B SI 88 B SI 88 C SI 89 B FF 88 C SI 88 X SI 90 3-2 5 2B 1B		C FF 87 B FF 89 F SL 80 B CH 82 X FF 91 2-2 5 1B 10 1B 1B	B FF 92 C SI 92 X FF 92 1-1 5 S 10 1B 1B	C FF 85 B CH 79 C CH 78 1 SAFE B FF 86 F FF 84 X SL 77 2-2 ③ P3		B CH 83 S SL 82 B SL 82 B SI 83 B FF 88 4-1 5 FC5-4 BB			4	3	3	0	1	0	1
5 David Wright, R (1, 5) OBP: 0.410, SLG: 0.462	X FF 89 0-0 1-H 2B		B SL 81 D SL 82 C SL 79 F FF 91 F SL 80 B FF 91 X SL 82 3-2 10 WP 10 1B 1-3 1B	1 SAFE C SI 92 B SL 86 1 SAFE B SI 92 C SL 84 B FF 94 S SL 86 3-3 ② K 1-2		B SL 79 C SL 80 X SL 79 1-1 ① G5-3	C SL 82 F FF 88 B SI 89 B FF 88 F SL 83 X SL 82 2-2 ③ FC5-4 1-2f			5	1	2	1	0	1	2
10 Gary Sheffield, R (1, 7) OBP: 0.385, SLG: 0.478 75 Francisco Rodríguez, R (9, 1)	C SL 80 X FF 88 0-1 ② L4		B SL 81 S SL 83 D SL 84 X SL 81 2-1 12 F9 28 2B 1-H 3-H 1B	C SL 86 B SI 93 B SI 93 F FF 94 X SL 87 2-2 12 1B 28 1B 2-H 1B		B SL 81 C CH 82 X CH 77 1-1 ② F8		C FF 96 X FF 95 0-1 ① L8		5 0	2 0	2 0	3 0	0 0	0 0	1 0
12 Jeff Francoeur, R (1, 9) OBP: 0.286, SLG: 0.358	X SL 78 0-0 ③ G3		B FF 92 F SL 80 X FF 87 1-1 ② F9 2-3	C SL 86 X SI 93 0-1 28 1B 1-2 1B		C SL 80 B SL 78 B FF 86 X SL 79 2-1 2B		B FF 94 X FF 92 1-0 ② G6-3		5	0	2	0	0	0	2
28 Daniel Murphy, L (1, 3) OBP: 0.314, SLG: 0.364		C SI 86 F CH 79 B SI 88 B CH 79 F FF 90 X SI 89 2-2 ① F8	X CU 73 0-0 3 1B 3-H 2B	F FF 94 B FF 94 F FF 95 B FF 94 B FF 93 F SL 87 X FF 93 3-2 1-3 2-H 1B		B CH 80 B CH 80 B FF 87 C FF 84 F CH 80 X CH 79 3-2 ③ F8		X SI 96 0-0 ③ G3		5	1	2	2	0	0	1
23 Brian Schneider, L (1, 2) OBP: 0.327, SLG: 0.422		C SI 88 X CH 81 0-1 ② G1-3	B CH 81 S SI 89 B SI 90 B CH 80 B SI 89 4-1 3 1B BB	B SL 73 X FF 80 1-0 ③ G4-3			X SI 88 0-0 HR			3	1	1	1	1	0	2
3 Alex Cora, L (1, 6) OBP: 0.333, SLG: 0.305		C SI 87 F CH 81 B SI 90 B SI 89 X SI 88 2-2 1B	C SI 90 F SL 81 F SI 89 B SI 89 X SL 78 1-2 34 FC6-4 1-2 2-H 1B		B FF 86 C FF 85 F CH 76 B FF 87 B FF 85 F FF 83 F FF 82 F FF 84 F FF 85 3-2 ① L7		B SI 86 X CH 83 1-0 ① G5-3			4	0	2	1	0	0	0
34 Mike Pelfrey, R (1, 1) OBP: 0.161, SLG: 0.172 17 Fernando Tatís, R (7, PH) OBP: 0.320, SLG: 0.393 50 Sean Green, R (8, 1) 25 Pedro Feliciano, L (8, 1) 39 Bobby Parnell, R (8, 1) 18 Jeremy Reed, L (9, 7) OBP: 0.326, SLG: 0.360	C FF 88 S SL 80 S SL 81 0-3 ③ K		C SL 78 B FF 88 C FF 89 F FF 88 F SL 80 F SL 80 X FF 89 1-2 ③ FC6-4 1-2f		B FF 87 S FF 86 X SL 81 1-1 ② G6-3		X FF 88 0-0 HR			3 1 0 0 0 0 0	0 1 0 0 0 0 0	0 1 0 0 0 0 0	0 1 0 0 0 0 0	1 0 0 0 0 0 0	3 0 0 0 0 0 0	1 0 0 0 0 0 0
Inning Stats	R: 1 E: 0 K: 0 S: 9 H: 2 LOB: 1 BB: 0 P: 14	R: 0 E: 0 K: 1 S: 12 H: 1 LOB: 1 BB: 0 P: 16	R: 4 E: 0 K: 1 S: 29 H: 5 LOB: 2 BB: 1 P: 44	R: 2 E: 0 K: 1 S: 16 H: 4 LOB: 2 BB: 0 P: 28	R: 0 E: 0 K: 0 S: 15 H: 1 LOB: 1 BB: 0 P: 23	R: 0 E: 0 K: 0 S: 9 H: 1 LOB: 1 BB: 0 P: 16	R: 2 E: 0 K: 1 S: 11 H: 2 LOB: 1 BB: 1 P: 19	R: 0 E: 0 K: 0 S: 4 H: 0 LOB: 0 BB: 0 P: 5		1B: 11 2B: 3 3B: 0 HR: 2 SF: 0 SAC: 0 DP: 0 HBP: 0						

	AB	40
	R	9
	H	16
	RBI	9
	BB	2
	SO	4
	LOB	12

WP: 1 PA: 42
PB: 0
SB: 1
CS: 0

PITCHER		IP	WLS	BF	H	R	ER	SO	BB	IBB	HBP	BLK	WP	HR	S	P	ERA	WHIP
39 Aaron Harang, R ERA: 4.18	(1, 1)	3.0	L	18	8	5	5	2	1	0	0	0	1	0	50	74	15.00	3.000
37 Josh Roenicke, R ERA: 2.61	(4, 1)	0.2		6	4	2	2	1	0	0	0	0	0	0	15	26	27.00	6.000
52 Daniel Herrera, L ERA: 2.78	(4, 1)	0.1		1	0	0	0	0	0	0	0	0	0	0	1	2	0.00	0.000
60 Robert Manuel, R ERA:	(5, 1)	2.0		8	2	0	0	0	0	0	0	0	0	0	24	39	0.00	1.000
25 David Weathers, R ERA: 3.26	(7, 1)	1.0		6	2	2	2	1	1	0	0	0	0	2	11	19	18.00	3.000

PITCHER		IP	WLS	BF	H	R	ER	SO	BB	IBB	HBP	BLK	WP	HR	S	P	ERA	WHIP
40 Nick Masset, R ERA: 2.29	(8, 1)	1.0		3	0	0	0	0	0	0	0	0	0	0	4	5	0.00	0.000

Milwaukee Brewers @ Cincinnati Reds

Great American Ball Park, Cincinnati, OH

Thu Jul 16 2009, 7:10 PM EDT

Att. 23,579 - Partly Cloudy - 84 F

TOP

livebaseballscorecards.com

Batter	1	2	3	4	5	6	7	8	9	AB	R	H	RBI	BB	SO	LOB
18 Jason Kendall, R (1, 2) OBP: 0.327, SLG: 0.279	HBP		1B		P4	1B		F9		4	1	2	1	0	0	1
30 Craig Counsell, L (1, 4) OBP: 0.347, SLG: 0.393	G4-3-6		FC2-5		G6-4-3	G6-3		K		5	1	0	0	0	1	6
8 Ryan Braun, R (1, 7) OBP: 0.391, SLG: 0.527	G6-3		F8			BB F8		FC6		4	1	1	0	1	0	4
28 Prince Fielder, L (1, 3) OBP: 0.444, SLG: 0.621		BB	HR			BB	K	FC6		3	2	1	3	2	1	1
14 Casey McGehee, R (1, 5) OBP: 0.381, SLG: 0.530		F7	K			K	1B		F9	5	1	1	0	0	2	3
25 Mike Cameron, R (1, 8) OBP: 0.369, SLG: 0.473		K		F9		2B	K		1B	5	1	2	1	0	2	2
1 Corey Hart, R (1, 9) OBP: 0.326, SLG: 0.422		BB		G4-3		1B	1B		F8	4	1	2	0	1	0	1
7 J.J. Hardy, R (1, 6) OBP: 0.304, SLG: 0.381		F9		F8		E8 1B	1B		CS	4	1	2	3	0	0	2
41 Braden Looper, R (1, 1) OBP: 0.229, SLG: 0.182			FC2-5		G6-4-3	G6-3	K			3	0	3	1	0	0	0
45 Mark DiFelice, R (6, 1)										1	0	0	0	0	1	2
73 Seth McClung, L (8, 1)										0	0	0	0	0	0	0
60 Todd Coffey, R (8, 1)										0	0	0	0	0	0	0
51 Trevor Hoffman, R (9, 1)										0	0	0	0	0	0	0

	AB	R	H	RBI	BB	SO	LOB
TOP	38	9	14	9	4	7	22

Inning Stats	1	2	3	4	5	6	7	8	9
	R: 0 E: 0 K: 0 S: 6 H: 0 LOB: 0 BB: 0 P: 10	R: 0 E: 0 K: 1 S: 10 H: 0 LOB: 2 BB: 2 P: 22	R: 3 E: 0 K: 1 S: 16 H: 3 LOB: 0 BB: 0 P: 23	R: 0 E: 0 K: 0 S: 5 H: 0 LOB: 0 BB: 0 P: 10	R: 0 E: 0 K: 0 S: 11 H: 1 LOB: 0 BB: 0 P: 17	R: 5 E: 1 K: 1 S: 22 H: 5 LOB: 2 BB: 2 P: 33	R: 1 E: 0 K: 3 S: 17 H: 3 LOB: 2 BB: 0 P: 21	R: 0 E: 0 K: 1 S: 11 H: 1 LOB: 1 BB: 0 P: 14	R: 0 E: 0 K: 0 S: 6 H: 1 LOB: 0 BB: 0 P: 13

	1B	SF	WP	PA
	12	0	0	44
	2B: 1	SAC: 0	PB: 0	
	3B: 0	DP: 2	SB: 1	
	HR: 1	HBP: 1	CS: 1	

PITCHER		IP	WLS	BF	H	R	ER	SO	BB	IBB	HBP	BLK	WP	HR	S	P	ERA	WHIP
34 Homer Bailey, R ERA: 6.43	(1, 1)	5.1	L	25	6	7	7	3	4	0	1	0	0	1	58	101	11.81	1.875
40 Nick Masset, R ERA: 2.25	(6, 1)	0.2		5	3	1	0	0	0	0	0	0	0	0	12	14	0.00	4.500
37 Josh Roenicke, R ERA: 2.92	(7, 1)	2.0		10	4	1	1	4	0	0	0	0	0	0	28	35	4.50	2.000
60 Robert Manuel, R ERA:	(9, 1)	1.0		3	1	0	0	0	0	0	0	0	0	0	6	13	0.00	1.000

PITCHER		IP	WLS	BF	H	R	ER	SO	BB	IBB	HBP	BLK	WP	HR	S	P	ERA	WHIP

Batter	1	2	3	4	5	6	7	8	9	AB	R	H	RBI	BB	SO	LOB
3 Willy Taveras, R (1, 8) OBP: 0.286, SLG: 0.296	F FF 91 X FF 90 0-1 ① F8		B SI 93 X SI 91 1-0 ② B1-3		C SL 84 B FS 85 X SL 86 1-1 19 G4-3 1B	S SL 85 F SL 85 F SL 84 X SL 83 0-2 ③ G4-3		C SI 96 C SL 85 X SL 84 0-2 ② L4		5	0	1	0	0	0	2
15 Jerry Hairston, R (1, 6) OBP: 0.307, SLG: 0.391	B SI 91 B SL 85 B SI 89 B FF 89 4-0 19 1B BB		B FF 92 C SI 91 B FS 85 C B SL 85 X 3-2 19 HR 1B		C SI 90 X SL 84 0-1 ① F7		B SL 84 C SL 83 X SL 84 1-1 4 F9 2B	C SI 96 B SL 85 F SI 96 B SI 97 X SL 86 2-2 ③ F7		4	1	2	0	1	0	1
19 Joey Votto, L (1, 3) OBP: 0.432, SLG: 0.604	B FF 90 1 SAFE S FS 84 B FF 90 1 SAFE X FS 84 2-1 ② 1-2 1B		F FF 91 B FF 90 X FS 83 1-1 1-H HR		1 SAFE F FS 83 B FF 90 B FF 90 S SI 90 1 SAFE F FF 90 F FF 90 B FS 83 3-2 ② X FS 82 G4-3 1-2		B SL 84 B SL 84 C FF 88 S SL 84 S SL 83 2-3 ① K		X FF 86 0-0 ① F8	5	1	2	2	0	1	2
4 Brandon Phillips, R (1, 4) OBP: 0.337, SLG: 0.475	X SL 86 0-0 ③ F8		B SL 85 B FS 85 B SL 86 B SI 90 4-0 55 S BB		C SL 84 B SI 89 B SI 90 C FS 82 F FS 83 X FF 91 2-2 ③ G4-3		B SL 84 X SL 84 1-0 ② F9 2-3		S FC 86 X SL 81 0-1 17 DI 1B	4	0	1	0	1	0	3
55 Ramon Hernandez, R (1, 2) OBP: 0.330, SLG: 0.355		C SL 84 B FF 91 B SL 86 B SI 91 B SI 90 4-1 17 WP 28 1B BB	B SL 87 X SL 84 1-0 ③ G5-3 1-2			C FF 88 B FS 83 C SL 84 B SI 88 F FF 89 F SL 84 X SI 89 2-2 ① G6-3	C SL 84 C SL 85 B SL 85 S SL 84 1-3 ③ K		F FC 86 X CH 74 0-1 ② P3	4	0	0	0	1	1	3
17 Laynce Nix, L (1, 7) OBP: 0.300, SLG: 0.484		C FF 91 B SI 90 B FS 85 S FS 84 B FF 90 S FS 83 3-3 ① K 1-2		S SL 84 X FS 84 0-1 ① G3-1		F SL 84 B FS 84 X FS 82 1-1 31 BB 28 1B 1B		B FF 93 B FF 94 C FF 94 F FF 96 B CU 77 F FF 95 F FF 96 F FF 96 B FF 97 4-2 31 BB 28 HR BB	B CU 73 B FF 86 C FF 87 F FF 87 F CH 74 S CH 74 2-3 ③ K 1-2	4	2	1	0	1	2	2
31 Jonny Gomes, R (1, 9) OBP: 0.404, SLG: 0.543		S SL 88 F SL 88 S FS 84 0-3 ② K		S SI 91 C SL 86 S SL 85 S FS 84 1-3 ② K		B SL 86 B SI 90 C SL 85 F SL 84 F FS 82 B FS 83 F SL 84 F FS 82 F FF 91 4-2 B SL 83 28 1B 1-2 BB		B FF 94 B SL 87 B FF 96 C FF 94 C FF 94 B SL 85 4-2 28 HR 1-2 BB		2	1	0	0	2	2	1
28 Edwin Encarnación, R (1, 5) OBP: 0.322, SLG: 0.351		B SL 87 F FS 85 B FS 85 X SI 92 2-1 ③ 2-H 1B		B FF 91 S SL 84 C SL 84 B FS 86 B SL 86 B SL 84 4-2 BB		C FF 90 B SL 84 F FF 90 F FS 84 B FF 91 X SL 86 2-2 1-2 2-H 1B		B FF 95 C FF 94 B SI 93 X FF 95 2-1 1-H 2-H HR		3	1	3	4	1	0	0
34 Homer Bailey, R (1, 1) 40 Nick Masset, R (6, 1) 23 Adam Rosales, R (6, PH) OBP: 0.285, SLG: 0.282 37 Josh Roenicke, R (7, 1) 7 Paul Janish, R (8, PH) OBP: 0.307, SLG: 0.278 60 Robert Manuel, R (9, 1)			C FF 91 S SL 86 B SL 87 S FS 86 1-3 ① K	B SL 85 X FF 91 1-0 ③ G1-3		X SL 84 0-0 ② F4		C FF 96 X SL 86 0-1 ① F8		2 0 1 0 1 0	0 0 0 0 0 0	0 0 0 0 0 0	0 0 0 0 0 0	1 0 0 0 0 0	1 0 2 0 0 0	1 0 0 0 0 0
Inning Stats	R: 0 E: 0 K: 0 S: 5 H: 1 LOB: 1 BB: 1 P: 11	R: 0 E: 0 K: 2 S: 9 H: 1 LOB: 2 BB: 1 P: 18	R: 2 E: 0 K: 1 S: 10 H: 2 LOB: 1 BB: 1 P: 21	R: 0 E: 0 K: 1 S: 8 H: 0 LOB: 1 BB: 1 P: 14	R: 0 E: 0 K: 0 S: 13 H: 1 LOB: 1 BB: 0 P: 19	R: 1 E: 0 K: 0 S: 22 H: 2 LOB: 2 BB: 1 P: 31	R: 0 E: 0 K: 2 S: 9 H: 1 LOB: 1 BB: 0 P: 14	R: 3 E: 0 K: 0 S: 17 H: 1 LOB: 0 BB: 2 P: 29	R: 0 E: 0 K: 1 S: 9 H: 1 LOB: 1 BB: 0 P: 11	1B: 7 2B: 1 3B: 0 HR: 2 SF: 0 SAC: 0 DP: 0 HBP: 0						

PITCHER		IP	WLS	BF	H	R	ER	SO	BB	IBB	HBP	BLK	WP	HR	S	P	ERA	WHIP
41 Braden Looper, R ERA: 4.95	(1, 1)	5.1	W	26	7	3	3	4	5	0	0	0	1	1	62	109	5.06	2.250
45 Mark DiFelice, R ERA: 1.75	(6, 1)	1.2		6	1	0	0	2	0	0	0	0	0	0	14	19	0.00	0.600
73 Seth McClung, R ERA: 4.64	(8, 1)	0.1		4	1	3	3	0	2	0	0	0	0	1	11	21	81.00	9.000
60 Todd Coffey, R ERA: 2.76	(8, 1)	0.2	H	2	0	0	0	0	0	0	0	0	0	0	6	8	0.00	0.000
51 Trevor Hoffman, R ERA: 1.98	(9, 1)	1.0	S	4	1	0	0	1	0	0	0	0	0	0	9	11	0.00	1.000

PITCHER	IP	WLS	BF	H	R	ER	SO	BB	IBB	HBP	BLK	WP	HR	S	P	ERA	WHIP

BOTTOM

Milwaukee Brewers @ Cincinnati Reds

Great American Ball Park, Cincinnati, OH

Thu Jul 16 2009, 7:10 PM EDT
Att. 23,579 - Partly Cloudy - 84 F

livebaseballscorecards.com

AB	35
R	6
H	10
RBI	6
BB	7
SO	7
LOB	17

WP: 1 PA: 42
PB: 0
SB: 1
CS: 0

Milwaukee Brewers @ Cincinnati Reds

Great American Ball Park, Cincinnati, OH

Fri Jul 17 2009, 7:10 PM EDT

Att. 25,687 - Partly Cloudy - 75 F

TOP

livebaseballscorecards.com

Batter	1	2	3	4	5	6	7	8	9	AB	R	H	RBI	BB	SO	LOB
30 Craig Counsell, L (1, 4) OBP: 0.348, SLG: 0.393	B FF 87 B CH 81 B CU 70 C CH 80 X CH 80 3-1 ① L7		B FF 89 C FF 89 B FF 90 X FF 89 2-1 8 2B 1B		C CH 82 B SI 84 B SL 74 C SI 88 X SI 90 2-2 ① G5-3		B SI 89 X SI 89 1-0 25 BB 1B 1-2		C FF 92 F CH 86 B FF 96 B FF 95 B FF 96 F FF 96 S CH 88 3-3 ③ K 1-2	5	0	2	0	0	1	1
25 Mike Cameron, R (1, 8) OBP: 0.370, SLG: 0.471	S CH 78 B SI 90 X SI 88 1-1 1B		B CU 69 C CH 79 1 SAFE B SL 76 T CH 77 S SI 88 2-3 ② K		B FF 90 F SI 90 X SI 86 1-1 ② F7		C SL 72 B SL 73 B SL 75 C CU 68 B SL 75 B FF 88 4-2 8 G5-4-3 BB 1-2 2-3			3	0	1	0	1	1	1
8 Ryan Braun, R (1, 7) OBP: 0.392, SLG: 0.528 27 Frank Catalanotto, L (7, 7) OBP: 0.327, SLG: 0.404	B CH 77 X CH 78 1-0 ② F8		C SI 90 F SI 90 X SL 77 0-2 1-3 2B		B FF 91 C FF 91 B SI 90 F SI 90 H FF 89 3-2 HBP		X SI 89 0-0 ②③ G5-4-3 1-2f			3	0	1	0	0	0	4
										0	0	0	0	0	0	0
28 Prince Fielder, L (1, 3) OBP: 0.442, SLG: 0.615	X SI 89 0-0 ③ F8		I IN 60 I IN 60 I IN 59 I 4-0 IBB		B CH 82 B SI 84 T FF 89 X FF 89 2-1 ③ F9			S SL 83 S SL 82 B SL 84 S SL 83 1-3 ① K		3	0	0	0	1	1	2
24 Mat Gamel, L (1, 5) OBP: 0.339, SLG: 0.413		C SL 72 X CH 82 0-1 ① L3	B FF 84 B SL 73 F SL 72 B FF 89 X SI 88 3-1 ③ F7			B SI 87 B SI 88 B CH 80 C CH 79 C CU 70 C SI 86 3-3 ① K		B FF 93 B FF 92 S FF 92 B SL 81 S FF 92 S FF 92 3-3 ② K		4	0	0	0	0	2	3
1 Corey Hart, R (1, 9) OBP: 0.328, SLG: 0.421		B FF 88 F SL 80 F SI 90 H SI 91 2-2 HBP		F CU 71 B SL 75 X SI 87 1-1 18 S 1B		C SI 88 C CH 81 S SL 76 0-3 ② K		B SL 83 X FF 93 1-0 ③ F9		3	0	1	0	0	1	0
7 J.J. Hardy, R (1, 6) OBP: 0.300, SLG: 0.376		C CH 82 S FF 84 S SL 76 0-3 ② K		X SI 88 0-0 ① B2		C SL 79 X CH 80 0-1 ③ F8			B FF 94 C SL 87 X SL 87 1-1 ① G5-3	4	0	0	0	0	1	2
18 Jason Kendall, R (1, 2) OBP: 0.329, SLG: 0.282		B FF 90 B CH 80 C CH 78 X FC 83 2-1 ③ F9		B SI 89 B SI 90 B SI 89 C CH 77 X CH 78 3-1 ② G5-3 1-2			B SI 87 C CU 68 X SI 88 1-1 25 BB 30 1B 1B		C FF 93 S FF 93 X FF 94 0-2 30 DI 1B	4	0	2	0	0	0	2
37 Jeff Suppan, R (1, 1) OBP: 0.281, SLG: 0.241 22 Jody Gerut, L (7, PH) OBP: 0.224, SLG: 0.307 57 Mitch Stetter, L (7, 1) 52 Chris Smith, R (8, 1) 12 Carlos Villanueva, R (8, 1) OBP: 0.333, SLG: 0.333 14 Casey McGehee, R (9, PH) OBP: 0.379, SLG: 0.526			C CH 77 B FF 86 B SI 90 B CH 77 C CH 80 F SL 74 C FF 87 3-3 ① K	S SL 72 X FF 89 0-1 ③ G6-3			B CU 72 C CU 70 F FF 88 B FF 90 F SI 84 S SI 84 2-3 ① K		X SL 88 0-0 ② F9	2	0	0	0	0	1	1
										1	0	0	0	0	1	1
										0	0	0	0	0	0	0
										0	0	0	0	0	0	0
										0	0	0	0	0	0	0
										1	0	0	0	0	0	1

	AB	33
	R	0
	H	7
	RBI	0
	BB	2
	SO	9
	LOB	18

Inning Stats	1	2	3	4	5	6	7	8	9	1B: 6 2B: 2 3B: 0 HR: 0	SF: 0 SAC: 0 DP: 1 HBP: 2	WP: 0 PB: 0 SB: 1 CS: 0	PA: 37
	R: 0 E: 0 K: 0 S: 6	R: 0 E: 0 K: 1 S: 9	R: 0 E: 0 K: 2 S: 14	R: 0 E: 0 K: 0 S: 7	R: 0 E: 0 K: 0 S: 9	R: 0 E: 0 K: 2 S: 8	R: 0 E: 0 K: 1 S: 10	R: 0 E: 0 K: 2 S: 7	R: 0 E: 0 K: 1 S: 10				
	H: 1 LOB: 1 BB: 0 P: 11	H: 0 LOB: 1 BB: 0 P: 13	H: 2 LOB: 3 BB: 1 P: 28	H: 1 LOB: 1 BB: 0 P: 11	H: 0 LOB: 1 BB: 0 P: 17	H: 0 LOB: 0 BB: 0 P: 11	H: 2 LOB: 2 BB: 1 P: 18	H: 0 LOB: 0 BB: 0 P: 12	H: 1 LOB: 1 BB: 0 P: 14				

PITCHER		IP	WLS	BF	H	R	ER	SO	BB	IBB	HBP	BLK	WP	HR	S	P	ERA	WHIP
61 Bronson Arroyo, R ERA: 5.07	(1, 1)	7.0	W	30	6	0	0	6	1	1	2	0	0	0	63	109	0.00	1.000
53 Arthur Rhodes, L ERA: 1.72	(8, 1)	1.0	H	3	0	0	0	2	0	0	0	0	0	0	7	12	0.00	0.000
48 Francisco Cordero, R ERA: 1.7	(9, 1)	1.0		4	1	0	0	1	0	0	0	0	0	0	10	14	0.00	1.000

PITCHER	IP	WLS	BF	H	R	ER	SO	BB	IBB	HBP	BLK	WP	HR	S	P	ERA	WHIP

Milwaukee Brewers @ Cincinnati Reds

Great American Ball Park, Cincinnati, OH

Fri Jul 17 2009, 7:10 PM EDT

Att. 25,687 - Partly Cloudy - 75 F

livebaseballscorecards.com

BOTTOM

Batter	1	2	3	4	5	6	7	8	9	AB	R	H	RBI	BB	SO	LOB
3 Willy Taveras, R (1, 8) OBP: 0.285, SLG: 0.294	B FC 85 F FC 85 X FC 83 1-1 G5-3 ①		C FF 86 B FC 80 X FC 83 1-1 15 CS 1B		B CU 70 C CU 70 X FC 87 1-1 E6 17 WP 19 BB 17 1B	F CU 79 B CU 73 B FC 81 X FF 87 2-1 P4 ②		B SL 80 X CH 83 1-0 P6 ③		5	1	1	0	0	0	2
15 Jerry Hairston, R (1, 6) OBP: 0.307, SLG: 0.387	C FC 87 X FC 85 0-1 G6-3 ②		1 SAFE 1 SAFE B FF 85 B FF 87 C FC 86 B FC 85 B FC 83 4-1 1-2 BB ②		D CU 72 1 SAFE F FC 79 X FC 81 1-1 F7 ①	C CU 73 D FC 80 C FF 88 D CU 75 F CU 75 C FF 88 2-3 K ③				3	0	0	0	1	1	2
19 Joey Votto, L (1, 3) OBP: 0.433, SLG: 0.598	C FF 88 B SI 86 B CH 80 B CH 80 C FF 87 B FC 80 4-2 BB		F CH 80 X FC 86 0-1 F7 ③		B FC 84 B SI 86 B SI 88 B SI 88 4-0 17 1B 28 1B 1-2 BB		B SI 86 C SI 85 B SL 80 C SL 79 F SL 80 B SI 86 X SL 79 3-2 F7 ①			2	1	0	0	2	0	1
4 Brandon Phillips, R (1, 4) OBP: 0.336, SLG: 0.472	C FC 84 B FC 88 S FC 85 X FC 82 1-2 L9 ③			B CU 71 X FC 80 1-0 F7 ①	C FF 88 F FF 87 F CU 74 X FF 88 0-2 F9 ②		X SI 87 0-0 28 CS 1B			4	0	1	0	0	0	3
17 Laynce Nix, L (1, 7) OBP: 0.303, SLG: 0.485		B FC 85 X FC 78 1-0 P4 ①		B CU 68 B CH 80 B CH 79 C FF 87 X FF 86 3-1 28 1B 28 E 1B	B CU 73 C CH 80 X CH 82 1-1 28 1B 1-2 2-H 1B		1 SAFE X SL 78 0-0 P3 ②			4	1	2	1	0	0	1
28 Edwin Encarnación, R (1, 5) OBP: 0.345, SLG: 0.406		F FC 85 X FF 84 0-1 1B		F FF 86 X FF 86 0-1 E8 1-H 1B	F CH 82 C CU 73 X FC 83 0-2 1-2 2-H 1B		C SI 86 S SL 80 1 SAFE 1 SAFE 0-2 CS ③ 1-2	C CU 77 B CU 79 F FF 89 B CH 74 F CU 78 F CH 74 B FF 88 X CU 78 3-2 HR		4	1	4	2	0	0	0
21 Chris Dickerson, L (1, 9) OBP: 0.368, SLG: 0.379		X FF 86 0-0 L4 ②		X CH 82 0-0 F8 ②	B CH 82 X CH 82 1-0 F8 ③			B CH 75 B CH 74 C FF 89 B FF 88 S FF 89 F FF 89 B FF 90 4-2 29 G5-4-3 BB		3	0	0	0	1	0	4
29 Ryan Hanigan, R (1, 2) OBP: 0.429, SLG: 0.407		B FC 87 C FF 85 F FF 85 B FF 88 S CU 72 2-3 K ③		I IN 57 I IN 58 I IN 60 I 4-0 IBB		X FC 86 0-0 61 SH1-4 1B		B FF 88 B FF 87 1 SAFE X FF 89 2-0 G5-4-3 ① 1-2		3	0	1	0	1	1	2
61 Bronson Arroyo, R (1, 1) OBP: 0.156, SLG: 0.219 53 Arthur Rhodes, L (8, 1) 27 Drew Sutton, S (8, PH) 48 Francisco Cordero, R (9, 1)			C FF 85 B FC 80 B FF 85 X FC 85 2-1 F9 ①	D FC 84 X FF 86 1-0 F8 ③		X CH 76 0-0 SH1-4 ① 1-2		S CH 73 B FF 89 S CH 74 F CH 73 B FF 89 B CU 77 S FF 89 3-3 K ②		2 0 1 0	0 0 0 0	0 0 0 0	0 0 0 0	0 0 1 0	0 0 1 0	2 0 1 0
Inning Stats	R: 0 E: 0 K: 0 S: 9 H: 0 LOB: 1 BB: 1 P: 15	R: 0 E: 0 K: 1 S: 7 H: 1 LOB: 1 BB: 0 P: 10	R: 0 E: 0 K: 0 S: 7 H: 1 LOB: 1 BB: 1 P: 14	R: 1 E: 1 K: 0 S: 7 H: 2 LOB: 2 BB: 1 P: 16	R: 2 E: 1 K: 0 S: 14 H: 2 LOB: 2 BB: 1 P: 22	R: 0 E: 0 K: 1 S: 8 H: 1 LOB: 1 BB: 0 P: 12	R: 0 E: 0 K: 0 S: 8 H: 1 LOB: 0 BB: 0 P: 11	R: 1 E: 0 K: 1 S: 14 H: 1 LOB: 1 BB: 1 P: 27		1B: 8 2B: 0 3B: 0 HR: 1 SF: 0 SAC: 1 DP: 0 HBP: 0				WP: 1 PB: 0 SB: 0 CS: 2 PA: 38		

	AB	31
	R	4
	H	9
	RBI	3
	BB	5
	SO	3
	LOB	18

PITCHER	IP	WLS	BF	H	R	ER	SO	BB	IBB	HBP	BLK	WP	HR	S	P	ERA	WHIP
37 Jeff Suppan, R (1, 1) ERA: 4.43	6.0	L	29	7	3	0	2	3	1	0	0	1	0	52	89	0.00	1.667
57 Mitch Stetter, L (7, 1) ERA: 2.67	1.0		3	1	0	0	0	0	0	0	0	0	0	8	11	0.00	1.000
52 Chris Smith, R (8, 1) ERA: 2.7	0.2		4	1	1	1	1	1	0	0	0	0	1	13	25	13.50	3.000
12 Carlos Villanueva, R (8, 1) ERA: 6.35	0.1		1	0	0	0	0	0	0	0	0	0	0	1	2	0.00	0.000

PITCHER	IP	WLS	BF	H	R	ER	SO	BB	IBB	HBP	BLK	WP	HR	S	P	ERA	WHIP

Batter	1	2	3	4	5	6	7	8	9	AB	R	H	RBI	BB	SO	LOB
30 Craig Counsell, L (1, 4) OBP: 0.349, SLG: 0.410	C SI 91 B CH 84 F SI 92 B FF 93 X SI 93 2-2 ① F7			C CH 83 C FF 92 B SI 93 F FF 93 X FF 93 1-2 HR	B SL 78 B SI 90 C SI 91 X SI 92 2-1 25 1B 2B		B CU 74 F FF 89 X CU 77 1-1 ① G4-3		C FF 95 B FS 90 S FS 90 S FS 91 1-3 ③ K	5	1	2	1	0	1	0
25 Mike Cameron, R (1, 8) OBP: 0.372, SLG: 0.475	B FF 91 S FF 90 X FF 91 1-1 ② F9			C FF 91 B SL 83 F FF 92 B SL 83 X FF 92 2-2 14 1B 28 E 2B	S FF 85 B SL 82 B SL 84 X SL 83 2-1 28 G6-3 2-3 1B		C CH 83 C FF 91 C FF 89 0-3 ② K			4	1	2	0	0	1	0
14 Casey McGehee, R (1, 5) OBP: 0.376, SLG: 0.519 60 Todd Coffey, R (7, 1) 45 Mark DiFelice, R (9, 1)	C CU 75 B FF 91 S CU 77 C FF 92 1-3 ③ K			C FF 93 X SI 91 0-1 28 E 1 2B 2-3 1B	C SL 80 C FF 94 C SI 94 0-3 ① K		S SL 80 C SL 79 F FF 93 X FF 93 0-2 ③ F9			4 0 0	1 0 0	1 0 0	0 0 0	0 0 0	2 0 0	2 0 0
28 Prince Fielder, L (1, 3) OBP: 0.438, SLG: 0.607		C FF 90 X CU 74 0-1 ① F7		F FF 93 C FF 93 B FF 93 B FF 93 B FF 94 X CU 77 3-2 E1 1 2B 27 SF7 1-2 3-H	X 0-0 ② ③ G6-3 1-2f			F SI 85 B SC 66 C FF 81 S SC 68 1-3 ① K		4	1	0	0	0	1	3
1 Corey Hart, R (1, 9) OBP: 0.330, SLG: 0.425		B CH 83 X FF 90 1-0 ② F8		X SL 82 0-0 1-3 2-H 2B		B FF 89 B FF 90 X FF 91 2-0 7 F9 27 S 1B		F SI 86 B SL 76 X SC 68 1-1 ② F9		4	0	2	1	0	0	0
27 Frank Catalanotto, L (1, 7) OBP: 0.304, SLG: 0.380 22 Jody Gerut, L (8, 7) OBP: 0.224, SLG: 0.307		B SI 91 C SI 91 B SI 91 B SI 91 C SI 91 X SI 92 3-2 ③ G6-3		B FF 92 X CU 76 1-0 ① SF7 3-H		1 SAFE B FF 93 C FF 92 B FF 94 F CU 74 X FF 92 2-2 ① G4-3 1-2		B SI 87 F SL 75 S SC 66 X SL 74 1-2 ③ G1-3		3 0	0 0	0 0	1 0	0 0	0 0	1 0
7 J.J. Hardy, R (1, 6) OBP: 0.300, SLG: 0.384			C FF 90 C FF 92 B FF 93 X 1-2 ① G6-3	C FF 92 C FF 92 B FF 93 S FF 94 1-3 ② K		X FF 92 0-0 ② 2-3 F9			B FF 94 C FC 90 X FC 90 1-1 HR	4	1	1	1	0	1	2
11 Mike Rivera, R (1, 2) OBP: 0.310, SLG: 0.314			B FF 93 B FF 93 S FF 92 F FF 92 B FF 94 X FF 94 3-2 ② F9	I IN 74 I IN 79 I IN 78 I IN 75 4-0 IBB		I IN 68 I IN 70 I IN 72 I IN 73 4-0 IBB			B FF 95 F FF 95 B FF 95 F FF 95 B SL 85 S FF 94 3-3 ① K	2	0	0	0	2	1	0
26 Manny Parra, L (1, 1) OBP: 0.154, SLG: 0.130 2 Bill Hall, R (7, 5) OBP: 0.258, SLG: 0.333			F SI 93 B FF 92 S FF 91 B SL 84 T FF 93 2-2 ③ K	C CU 76 C FF 92 S FF 94 0-3 ③ K		F FF 90 S FF 91 C FF 92 0-3 ③ K			B FF 95 S FC 92 F FF 95 S SL 85 1-3 ② K	3 1	0 0	0 0	0 0	0 0	3 1	4 0
Inning Stats	R: 0 E: 0 K: 1 S: 8 H: 0 LOB: 0 BB: 0 P: 12	R: 0 E: 0 K: 0 S: 6 H: 0 LOB: 0 BB: 0 P: 10	R: 0 E: 0 K: 1 S: 9 H: 0 LOB: 0 BB: 0 P: 15	R: 4 E: 1 K: 2 S: 20 H: 4 LOB: 2 BB: 1 P: 32	R: 0 E: 0 K: 1 S: 8 H: 2 LOB: 1 BB: 0 P: 12	R: 0 E: 0 K: 1 S: 8 H: 1 LOB: 2 BB: 1 P: 16	R: 0 E: 0 K: 1 S: 9 H: 0 LOB: 0 BB: 0 P: 10	R: 0 E: 0 K: 1 S: 8 H: 0 LOB: 0 BB: 0 P: 11	R: 1 E: 0 K: 3 S: 11 H: 1 LOB: 0 BB: 0 P: 17	1B: 3 2B: 3 3B: 0 HR: 2 SF: 1 SAC: 0 DP: 1 HBP: 0						

PITCHER		IP	WLS	BF	H	R	ER	SO	BB	IBB	HBP	BLK	WP	HR	S	P	ERA	WHIP
39 Aaron Harang, R ERA: 4.17	(1, 1)	7.0	L	30	7	4	3	7	0	2	0	0	0	1	68	107	3.86	1.000
52 Daniel Herrera, L ERA: 2.7	(8, 1)	1.0		3	0	0	0	1	0	0	0	0	0	0	8	11	0.00	0.000
40 Nick Masset, R ERA: 2.43	(9, 1)	1.0		4	1	1	1	3	0	0	0	0	0	1	11	17	9.00	1.000

PITCHER	IP	WLS	BF	H	R	ER	SO	BB	IBB	HBP	BLK	WP	HR	S	P	ERA	WHIP

TOP

Milwaukee Brewers @ Cincinnati Reds

Great American Ball Park, Cincinnati, OH

Sat Jul 18 2009, 7:10 PM EDT
Att. 40,524 - Cloudy - 69 F

livebaseballscorecards.com

AB	34
R	5
H	8
RBI	4
BB	2
SO	11
LOB	12

Batter	1	2	3	4	5	6	7	8	9	AB	R	H	RBI	BB	SO	LOB
3 Willy Taveras, R (1, 8) OBP: 0.288, SLG: 0.297	C FF 92 X FF 92 0-1 19 G4-3 15 BB 1B		C CU 74 S CU 77 X FF 91 0-2 15 CS 1B		B FF 92 C CU 76 1 SAFE B X FF 92 2-1 ① F8		C SI 96 B SL 86 C SI 96 B SL 86 F SI 96 C SI 96 2-3 ② K			4	0	2	0	0	1	1
15 Jerry Hairston, R (1, 7) OBP: 0.309, SLG: 0.386	B FF 93 B FF 94 C FS 83 1 SAFE B FF 91 S FS 79 F FF 92 F CU 78 F FS 79 4-2 F FF 81 D FS 84 19 G4-3 1-2 BB		B FF 91 1 SAFE C CU 75 B FF 92 B CU 76 F SI 93 X FF 93 3-2 ①② G4-3 1-2		S FS 82 B FF 94 B CU 76 F FF 94 F FF 95 X FF 93 2-2 1-2 1B		C SL 85 X SI 96 0-1 ③ L4			3	0	1	0	1	0	1
19 Joey Votto, L (1, 3) OBP: 0.430, SLG: 0.590	D FF 94 S CU 77 B FF 93 B FF 94 F FF 93 F FF 92 X FF 94 3-2 ① G4-3 1-2 2-3		B FF 93 B CU 76 B FF 93 B FF 92 4-0 BB		C CU 77 S FF 95 F FF 96 C FF 94 0-3 ② K			S SI 96 F SI 96 B SI 96 C SI 95 1-3 ① K		3	0	0	0	1	2	4
4 Brandon Phillips, R (1, 4) OBP: 0.332, SLG: 0.466	C CU 78 B FF 95 S FS 82 F FF 94 B FF 95 S FS 86 2-3 ② K		F FF 93 B CU 76 X FF 94 1-1 ③ F9		S FS 85 B FF 95 F FS 85 C FS 84 1-3 ③ K			C SI 97 S SL 85 B SL 85 B SI 96 B SI 95 X 3-2 ② G4-3		4	0	0	0	0	2	5
28 Edwin Encarnación, R (1, 5) OBP: 0.341, SLG: 0.394	F FF 93 C FF 92 B FS 85 B FF 94 F FS 86 C FS 85 2-3 ③ K			B FF 88 F FS 80 X FF 90 1-1 ① F8		B FF 91 B FF 92 B FS 83 C SI 91 B FF 92 4-1 23 FC6-4 BB		X SI 96 0-0 G5-3		3	0	0	0	1	1	2
31 Jonny Gomes, R (1, 9) OBP: 0.398, SLG: 0.531		B FF 92 C FS 82 B FF 92 F FF 93 F FS 85 S FS 84 2-3 ① K		F CU 75 B FF 91 F FF 92 B FS 84 B CU 75 F FF 93 X FF 92 3-2 ② F9		S FS 84 B FS 84 F FF 94 F FS 84 X FS 85 1-2 ① F9			S SL 84 X SL 83 0-1 17 DI 1B	4	0	1	0	0	1	1
29 Ryan Hanigan, R (1, 2) OBP: 0.420, SLG: 0.396		C FF 93 F FF 94 B FF 93 B FF 93 X FS 86 2-2 ② G6-3		X FF 94 0-0 ③ F9		C FF 94 B FF 94 F FF 93 B FS 83 F FF 93 C FF 93 2-3 ② K			C SL 83 B SL 83 F SL 84 F SL 83 D CU 74 S SL 84 2-3 ① K	4	0	0	0	0	2	2
23 Adam Rosales, R (1, 6) OBP: 0.290, SLG: 0.304		F FF 94 B FF 93 C CU 77 F FS 86 B FF 94 F FS 85 B CU 79 X FS 82 3-2 2B			C CU 74 S CU 76 B CU 76 B FF 92 X 2-2 39 SH 2B	F FF 93 C CU 76 B FF 92 X FS 85 1-2 ③ FC6-4 1-2f			B SL 82 S SL 82 S SL 82 B SL 84 D SL 84 S SL 83 3-3 ② K	4	1	2	0	0	1	2
39 Aaron Harang, R (1, 1) OBP: 0.167, SLG: 0.171 21 Chris Dickerson, L (7, PH) OBP: 0.366, SLG: 0.377 52 Daniel Herrera, L (8, 1) 40 Nick Masset, R (9, 1) 17 Laynce Nix, L (9, PH) OBP: 0.302, SLG: 0.482		B FF 92 X FF 93 1-0 ③ G4-3			B X FS 87 1-0 SH 15 1B 2-H		F SI 95 C SI 97 S SI 96 0-3 ① K		C SL 82 B SL 82 B SL 82 F SL 82 C SL 83 2-3 ③ K 1-2	1 1 0 0 1	0 0 0 0 0	0 0 0 0 1	0 0 0 0 1	0 0 0 0 0	0 1 0 0 1	1 0 0 0 1
Inning Stats	R: 0 H: 1 E: 0 LOB: 2 K: 2 BB: 1 S: 20 P: 31	R: 0 H: 1 E: 0 LOB: 1 K: 1 BB: 0 S: 13 P: 21	R: 0 H: 1 E: 0 LOB: 1 K: 0 BB: 1 S: 8 P: 16	R: 0 H: 0 E: 0 LOB: 0 K: 0 BB: 0 S: 7 P: 11	R: 1 H: 2 E: 1 LOB: 2 K: 2 BB: 0 S: 17 P: 25	R: 0 H: 0 E: 0 LOB: 1 K: 1 BB: 1 S: 12 P: 20	R: 0 H: 0 E: 0 LOB: 0 K: 2 BB: 0 S: 9 P: 11	R: 0 H: 0 E: 0 LOB: 0 K: 1 BB: 0 S: 7 P: 11	R: 0 H: 1 E: 0 LOB: 1 K: 3 BB: 0 S: 12 P: 19	1B: 4 2B: 2 3B: 0 HR: 0	SF: 0 SAC: 1 DP: 0 HBP: 0			WP: 0 PB: 0 SB: 0 CS: 1		PA: 36	

PITCHER	IP	WLS	BF	H	R	ER	SO	BB	IBB	HBP	BLK	WP	HR	S	P	ERA	WHIP
26 Manny Parra, L (1, 1) ERA: 6.37	6.0	W	26	5	1	1	6	3	0	0	0	0	0	77	124	1.50	1.333
60 Todd Coffey, R (7, 1) ERA: 2.64	2.0	H	6	0	0	0	3	0	0	0	0	0	0	16	22	0.00	0.000
45 Mark DiFelice, R (9, 1) ERA: 1.7	1.0		4	1	0	0	3	0	0	0	0	0	0	12	19	0.00	1.000

PITCHER	IP	WLS	BF	H	R	ER	SO	BB	IBB	HBP	BLK	WP	HR	S	P	ERA	WHIP

BOTTOM

Milwaukee Brewers @ Cincinnati Reds

Great American Ball Park, Cincinnati, OH

Sat Jul 18 2009, 7:10 PM EDT

Att. 40,524 - Cloudy - 69 F

livebaseballscorecards.com

AB	32
R	1
H	6
RBI	0
BB	3
SO	12
LOB	20

Milwaukee Brewers @ Cincinnati Reds

Great American Ball Park, Cincinnati, OH

Sun Jul 19 2009, 1:10 PM EDT

Att. 25,924 - Partly Cloudy - 70 F

livebaseballscorecards.com

Batter	1	2	3	4	5	6	7	8	9	AB	R	H	RBI	BB	SO	LOB
30 Craig Counsell, L (1, 4) OBP: 0.350, SLG: 0.407	F FF 91 X CH 85 0-1 8 CS 1B		X FF 91 0-0 ① G4-3	C SL 84 B FF 92 C CH 84 D CH 86 B SL 86 D SL 89 4-2 BB		B SL 83 C FF 92 F CH 82 C FF 93 1-3 ③			B CH 86 C FF 96 C FF 97 B FF 97 C FF 97 2-3 ③	4	0	1	0	1	2	1
25 Mike Cameron, R (1, 8) OBP: 0.370, SLG: 0.472	S SL 84 F FF 92 X FF 92 0-2 ① P3		B CH 83 B FF 94 C CH 86 X SL 87 2-1 8 FC1-6 1B	B FF 93 X CH 84 1-0 ② L7			B FC 92 F FF 95 S SL 83 X 1-2 ① G5-3			4	0	1	0	0	0	3
8 Ryan Braun, R (1, 7) OBP: 0.388, SLG: 0.522	B FF 92 F FF 90 C FF 92 F FF 93 D SL 86 B FF 93 S SL 88 3-3 ②③ K 1-2		B FF 94 B SI 93 B FF 94 C FF 94 X FF 93 3-1 ② FC1-6 28 HR 1-2f	B SL 88 D SL 86 X FF 93 2-0 ③ P5			F FF 97 B FC 92 F FF 96 F SL 86 F SL 85 S SL 86 1-3 ② K			4	1	0	0	0	2	4
28 Prince Fielder, L (1, 3) OBP: 0.441, SLG: 0.621		C FF 93 F FF 92 B FF 92 F SL 89 X FF 92 1-2 1 1B 7 FC6-4 2B	C FF 95 B FF 94 C FF 94 1 SAFE F FF 94 1 SAFE X FF 94 1-2 1-H HR		B FF 91 C SL 84 X FF 93 1-1 1 G6-4-3 1B		S FF 98 S FF 93 C SL 86 0-3 ③ K			4	2	3	2	0	1	0
1 Corey Hart, R (1, 9) OBP: 0.331, SLG: 0.425		X FF 93 0-0 7 FC6-4 2-3 1B	M FF 94 B FF 94 H FF 92 2-1 24 1B HBP		C FF 92 F SI 93 B FF 94 D CH 86 X SI 93 2-2 ①② G6-4-3 1-2f			B CH 85 S SL 85 B SL 85 T FC 90 C SL 87 2-3 ① K		3	0	1	0	0	1	1
24 Mat Gamel, L (1, 5) OBP: 0.336, SLG: 0.407		C FF 93 B SL 86 F SL 86 C FF 93 1-3 ① K	X SL 84 0-0 1-3 1B		B FF 95 B CH 85 B SL 87 C FF 92 C SL 85 F SI 94 F SL 87 S FF 95 3-3 ③ K			X SI 90 0-0 ② F7		4	0	1	0	0	2	2
7 J.J. Hardy, R (1, 6) OBP: 0.296, SLG: 0.379		B FF 93 B SL 87 F FF 93 1 SAFE X FF 94 2-1 ② FC6-4 18 1B 1-2f 3-H	C FF 94 D CH 85 D CH 86 X FF 93 2-1 ③ F7			B CH 82 X SL 85 1-0 ① G5-3		B FF 90 B FF 91 B SL 86 C FC 91 C FF 91 F FC 90 S SL 84 3-3 ③ K		4	0	0	1	0	1	3
18 Jason Kendall, R (1, 2) OBP: 0.331, SLG: 0.285		C SL 85 B SI 92 F FF 92 X SI 92 1-2 1-2 1B		B FF 92 C CH 82 B FF 93 F FF 93 B FF 94 F FF 94 X SL 87 3-2 49 SH2-4 1B		B CH 84 B SL 84 C FF 93 X FF 92 2-1 ② G5-3			C FF 95 X SL 89 0-1 ① G5-3	4	0	2	0	0	0	0
49 Yovani Gallardo, R (1, 1) OBP: 0.171, SLG: 0.324 73 Seth McClung, L (7, 1) 27 Frank Catalanotto, L (9, PH) OBP: 0.298, SLG: 0.373		F FF 92 B SL 87 D SL 87 S SL 88 S SL 88 2-3 ③ K		C FF 93 X FF 93 0-1 ① SH2-4 1-2		C SL 84 S FF 95 F SL 86 X FF 92 0-2 1B			X FF 95 0-0 ② F7	2 0 1	0 0 0	1 0 0	0 0 0	0 0 0	1 0 0	2 0 0
Inning Stats	R: 0 E: 0 K: 1 S: 9 H: 1 LOB: 1 BB: 0 P: 12	R: 1 E: 0 K: 2 S: 16 H: 3 LOB: 2 BB: 0 P: 23	R: 2 E: 0 K: 0 S: 13 H: 3 LOB: 2 BB: 0 P: 23	R: 0 E: 0 K: 0 S: 10 H: 1 LOB: 2 BB: 1 P: 20	R: 0 E: 0 K: 1 S: 10 H: 1 LOB: 0 BB: 0 P: 16	R: 0 E: 0 K: 1 S: 10 H: 1 LOB: 1 BB: 0 P: 14	R: 0 E: 0 K: 2 S: 11 H: 0 LOB: 0 BB: 0 P: 13	R: 0 E: 0 K: 2 S: 8 H: 0 LOB: 0 BB: 0 P: 13	R: 0 E: 0 K: 1 S: 6 H: 0 LOB: 0 BB: 0 P: 8	1B: 8 2B: 2 3B: 0 HR: 1 SF: 0 SAC: 1 DP: 2 HBP: 1						

TOP

AB	34
R	3
H	10
RBI	3
BB	1
SO	10
LOB	16

WP: 0 PB: 0 SB: 0 CS: 1 PA: 37

PITCHER		IP	WLS	BF	H	R	ER	SO	BB	IBB	HBP	BLK	WP	HR	S	P	ERA	WHIP
47 Johnny Cueto, R ERA: 3.67	(1, 1)	6.0		28	10	3	3	5	1	0	1	0	0	1	68	108	4.50	1.833
40 Nick Masset, R ERA: 2.37	(7, 1)	1.0		3	0	0	0	2	0	0	0	0	0	0	11	13	0.00	0.000
25 David Weathers, R ERA: 3.16	(8, 1)	1.0	W	3	0	0	0	2	0	0	0	0	0	0	8	13	0.00	0.000
48 Francisco Cordero, R ERA: 1.66	(9, 1)	1.0	S	3	0	0	0	1	0	0	0	0	0	0	6	8	0.00	0.000

PITCHER	IP	WLS	BF	H	R	ER	SO	BB	IBB	HBP	BLK	WP	HR	S	P	ERA	WHIP

BOTTOM

Milwaukee Brewers @ Cincinnati Reds
Great American Ball Park, Cincinnati, OH
Sun Jul 19 2009, 1:10 PM EDT
Att. 25,924 - Partly Cloudy - 70 F

livebaseballscorecards.com

Batter	1	2	3	4	5	6	7	8	9	AB	R	H	RBI	BB	SO	LOB
3 Willy Taveras, R (1, 8) OBP: 0.292, SLG: 0.299	F FF 94 X SL 87 0-1 15 2B 4 1B 1B	D SL 88 C FF 95 X FF 94 1-1 E2 1-3 1B		C FF 94 F CU 82 B CU 82 X FF 94 1-2 ② F8		C CU 81 T FF 94 S FF 94 0-3 ② K		S SL 92 B FF 92 F FF 97 F SL 82 B FF 96 B SL 90 F FF 98 F FF 97 4-2 D FF 98 15 S BB		4	1	2	0	1	1	1
15 Jerry Hairston, R (1, 6) OBP: 0.307, SLG: 0.387	L FF 94 S FF 94 1 SAFE X CU 81 0-2 4 1B 1-3 2B	C CU 81 B CU 82 F SL 87 S FF 95 1-3 ③ K		B SL 89 B SL 89 C FF 95 F FF 95 C FF 94 2-3 ③ K		F SL 88 D CU 82 F SL 82 B FF 95 D FF 94 X 3-2 ③ L6		C FF 95 B SL 88 X SL 89 1-1 ③ L9 1-2		5	1	1	0	0	2	4
19 Joey Votto, L (1, 3) OBP: 0.431, SLG: 0.588	F FF 95 B FF 95 B FF 94 F CU 82 C FF 95 2-3 ① K	C FF 93 X 0-1 4 G2-3 31 1B 1B	B CH 86 B CH 87 C FF 94 C FF 94 X FF 94 2-2 ① F8		B FF 95 B FF 96 F FF 94 F SL 81 X CH 88 2-2 4 FC6-4 1B				4	1	2	0	0	1	2
4 Brandon Phillips, R (1, 4) OBP: 0.331, SLG: 0.464	X 0-0 2-H 3-H 1B	X SL 86 0-0 ① G2-3 1-2	C SL 89 F FF 95 B FF 96 F FF 95 X SL 87 1-2 ② G5-3		F FF 94 X FF 95 0-1 ① FC6-4 28 L4-3 1-2f				4	0	1	2	0	0	2
28 Edwin Encarnación, R (1, 5) OBP: 0.346, SLG: 0.387	F FF 95 D FF 95 B FF 95 1 SAFE X FF 95 2-1 ② F9	B FF 95 C FF 95 S CU 83 F FF 96 D SL 83 D CU 82 B CU 83 4-2 31 1B BB	B FF 96 B FF 96 B SL 87 B FF 94 4-0 21 WP BB		B FF 95 B FF 96 B SL 87 C FF 95 F FF 96 F FF 96 X 3-2 ②③ L4-3 1-1				2	0	0	0	2	0	2
21 Chris Dickerson, L (1, 7) OBP: 0.369, SLG: 0.376 (9, 9)	F FF 94 1 SAFE X SL 84 0-1 ③ G4-3	S CH 85 C FF 94 D CU 83 F FF 95 B CH 86 S SL 86 2-3 ② K	B CH 86 C FF 94 S CH 87 B CH 88 B FF 94 B SL 85 4-2 1-2 BB					X CH 87 0-0 31 HR 1B		3	1	1	0	1	1	3
31 Jonny Gomes, R (1, 9) OBP: 0.402, SLG: 0.560 48 Francisco Cordero, R (9, 1)		C SL 87 B CU 82 B SL 86 C FF 94 B FF 94 F FF 95 F CU 82 S FF 95 3-3 ① K	S SL 87 S CU 83 X CU 82 0-2 1-2 2-H 1B	B SL 87 C FF 96 X FF 94 1-1 ③ F7				B FF 90 B SL 81 C FF 95 X FF 96 2-1 1-H HR		4 0	1 0	2 0	3 0	0 0	1 0	2 0
29 Ryan Hanigan, R (1, 2) OBP: 0.416, SLG: 0.392		F FF 95 C CU 84 X 0-2 ② L4	C FF 96 B SL 86 C SL 85 C FF 96 1-3 ③ K		F FF 93 B FF 94 B FF 93 C SL 86 X FF 94 2-2 47 SH1-4 1B			C FF 96 C SL 92 S FF 98 0-3 ① K		4	0	1	0	0	2	2
47 Johnny Cueto, R (1, 1) OBP: 0.200, SLG: 0.125 40 Nick Masset, R (7, 1) 25 David Weathers, R (8, 1) 17 Laynce Nix, L (8, PH) OBP: 0.300, SLG: 0.480 (9, 7)		B FF 96 B FF 95 C FF 95 B FF 95 B FF 95 4-1 3 E 3 1B BB	B FF 93 C FF 93 X SL 86 1-1 ① B2-3		X SL 87 0-0 ① SH1-4 1-2		F S X 0-2 ② G6-3		1 0 0 1	0 0 0 0	0 0 0 0	0 0 0 0	1 0 0 0	0 0 0 0	0 0 0 0

Inning Stats																													
	R: 2	H: 3	R: 0	H: 1	R: 1	H: 2	R: 0	H: 0	R: 0	H: 0	R: 0	H: 1	R: 0	H: 1	R: 2	H: 2	1B: 8	SF: 0	WP: 1	PA: 38
	E: 0	LOB: 1	E: 1	LOB: 2	E: 0	LOB: 2	E: 0	LOB: 0	E: 0	LOB: 2	E: 0	LOB: 1	E: 0	LOB: 0	E: 0	LOB: 1	2B: 2	SAC: 1	PB: 0	
	K: 1	BB: 0	K: 2	BB: 1	K: 2	BB: 1	K: 1	BB: 0	K: 0	BB: 2	K: 0	BB: 0	K: 0	BB: 0	K: 1	BB: 1	3B: 0	DP: 1	SB: 1	
	S: 13	P: 17	S: 14	P: 23	S: 16	P: 23	S: 8	P: 12	S: 11	P: 23	S: 10	P: 15	S: 9	P: 14	S: 17	P: 24	HR: 1	HBP: 0	CS: 0	

PITCHER	IP	WLS	BF	H	R	ER	SO	BB	IBB	HBP	BLK	WP	HR	S	P	ERA	WHIP
49 Yovani Gallardo, R (1, 1) ERA: 3.28	6.0		29	7	3	3	7	4	0	0	0	1	0	72	113	4.50	1.833
73 Seth McClung, R (7, 1) ERA: 4.79	2.0	L	9	3	2	2	1	1	0	0	0	0	1	26	38	9.00	2.000

PITCHER	IP	WLS	BF	H	R	ER	SO	BB	IBB	HBP	BLK	WP	HR	S	P	ERA	WHIP

AB	32
R	5
H	10
RBI	5
BB	5
SO	8
LOB	18

Batter	1	2	3	4	5	6	7	8	9	AB	R	H	RBI	BB	SO	LOB
3 Willy Taveras, R (1, 8) OBP: 0.291, SLG: 0.304	C FF 86 C FF 87 B CH 83 B CH 84 F FF 86 F CH 84 B FF 88 X FF 87 3-2 15 2B 3B	S FF 87 B FF 86 X CU 70 1-1 ② F8		C FF 86 F CU 71 B FF 86 X CH 83 1-2 ③ F8			C FF 94 S SI 94 F FF 94 B CU 78 X FF 94 1-2 ② G5-3		C FF 99 X FF 99 0-1 ③ F9	5	1	1	0	0	0	3
15 Jerry Hairston, R (1, 6) OBP: 0.307, SLG: 0.388	B FF 86 S FF 86 F CH 83 F CH 83 F FF 88 D CU 72 X CH 84 2-2 19 1B 4 E 3-H 2B	B FF 86 L FF 86 D CU 72 C FF 88 X CU 72 2-2 ③ FC6-4 1-2f			B FF 84 B FF 84 C FF 84 X FF 85 2-1 ① F8		C FF 94 B CU 77 F SI 95 C CU 78 1-3 ③ K			4	1	1	1	0	1	1
19 Joey Votto, L (1, 3) OBP: 0.433, SLG: 0.584	C CU 72 B FF 88 C FF 88 F CH 84 B FF 89 B CU 71 F CH 84 X FF 88 3-2 4 E 4 1B 4 S 2-3 1B	X CU 71 0-0 ① P6			C CU 70 X FF 86 0-1 ② F8			B SI 93 B CH 74 B SI 93 B FF 93 4-0 4 1B 17 E BB		3	2	1	0	1	0	0
4 Brandon Phillips, R (1, 4) OBP: 0.336, SLG: 0.467	D CU 73 C FF 87 X CH 82 1-1 ① 1-H 3-H 1B	C FF 85 B FF 87 X CU 72 1-1 ② G1-3			C FF 86 X FF 87 0-1 17 S 1B			B FF 93 B FF 92 C FF 91 B FF 92 C SI 93 X FF 94 3-2 17 E 28 G6-4-3 1-2 1B		4	1	3	1	0	0	0
17 Laynce Nix, L (1, 7) OBP: 0.295, SLG: 0.470	C FF 87 F FF 87 X FF 90 0-2 ② F8	X FF 87 0-0 ③ F7			1 SAFE C CU 69 B FF 87 C CU 68 X FF 87 1-2 ③ P4 1-2			B FF 91 X SI 90 1-0 E4 28 G6-4-3 1-3 2-H		4	0	0	0	0	0	2
28 Edwin Encarnación, R (1, 5) OBP: 0.351, SLG: 0.380	B FF 87 B FF 87 B CH 82 B FF 86 4-0 BB			B FF 86 F FF 85 C CU 72 B CU 70 F CU 70 B FF 88 B FF 85 4-2 21 BB		B FF 94 B SI 93 X FF 93 2-0 ① F9		B SI 91 C SI 91 X FF 92 1-1 ①② G6-4-3 1-2f 3-H		2	0	0	0	2	0	1
21 Chris Dickerson, L (1, 9) OBP: 0.368, SLG: 0.373 46 Carlos Fisher, R (6, 1) 27 Drew Sutton, S (8, PH) 52 Daniel Herrera, L (8, 1)	B CU 72 C FF 87 X FF 88 1-1 ③ P5			B CU 69 B FF 84 D CH 82 B FF 86 4-0 1-2 BB		C FF 94 B CU 77 X FF 94 1-1 ② L3		F SI 92 B CU 79 T FF 93 B CU 79 C SI 93 2-3 ③ K		2 0 1 0	0 0 0 0	0 0 0 0	0 0 0 0	1 0 1 0	0 0 0 0	1 0 0 0
29 Ryan Hanigan, R (1, 2) OBP: 0.412, SLG: 0.385		C FF 84 C CU 70 B FF 88 H FF 86 2-2 15 FC6-4 HBP		C FF 86 B FF 88 F FF 84 B FF 87 S CU 70 2-3 ① K		B FF 94 X FF 93 1-0 ③ G6-3			X FF 98 0-0 ① P4	3	0	0	0	0	1	2
33 Micah Owings, R (1, 1) OBP: 0.245, SLG: 0.532 31 Jonny Gomes, R (6, 9) OBP: 0.395, SLG: 0.549		F FF 87 F FF 86 C CU 71 0-3 ① K		C CU 71 D CU 73 X FF 86 1-1 ② P3		X FF 93 0-0 ① P2			B FF 99 C FF 98 S FF 99 B FF 100 C FF 100 2-3 ② K	2 2	0 0	0 0	0 0	0 0	1 1	3 0
Inning Stats	R: 3 E: 0 K: 0 S: 22 H: 4 LOB: 1 BB: 1 P: 36	R: 0 E: 0 K: 1 S: 10 H: 0 LOB: 1 BB: 0 P: 15	R: 0 E: 0 K: 0 S: 4 H: 0 LOB: 0 BB: 0 P: 5	R: 0 E: 0 K: 1 S: 11 H: 0 LOB: 2 BB: 2 P: 23	R: 0 E: 0 K: 0 S: 9 H: 1 LOB: 1 BB: 0 P: 12	R: 0 E: 0 K: 0 S: 4 H: 0 LOB: 0 BB: 0 P: 8	R: 0 E: 0 K: 1 S: 8 H: 0 LOB: 0 BB: 0 P: 10	R: 2 E: 1 K: 1 S: 9 H: 1 LOB: 0 BB: 1 P: 20	R: 0 E: 0 K: 1 S: 6 H: 0 LOB: 0 BB: 0 P: 8	1B: 4 2B: 1 3B: 1 HR: 0 SF: 0 SAC: 0 DP: 1 HBP: 1						

PITCHER		IP	WLS	BF	H	R	ER	SO	BB	IBB	HBP	BLK	WP	HR	S	P	ERA	WHIP
29 Jason Schmidt, R ERA: 5.4	(1, 1)	5.0	W	23	5	3	3	2	3	0	1	0	0	0	56	91	5.40	1.600
31 James McDonald, R ERA: 4.99	(6, 1)	2.0		8	1	2	0	1	1	0	0	0	0	0	15	28	0.00	1.000
38 Ramon Troncoso, R ERA: 1.67	(8, 1)	1.0	H	3	0	0	0	1	0	0	0	0	0	0	6	10	0.00	0.000
51 Jonathan Broxton, R ERA: 2.89	(9, 1)	1.0	S	3	0	0	0	1	0	0	0	0	0	0	6	8	0.00	0.000

PITCHER	IP	WLS	BF	H	R	ER	SO	BB	IBB	HBP	BLK	WP	HR	S	P	ERA	WHIP

TOP

Cincinnati Reds @ Los Angeles Dodgers

Dodger Stadium, Los Angeles, CA

Mon Jul 20 2009, 7:10 PM PDT

Att. 48,110 - Clear - 79 F

livebaseballscorecards.com

AB	32
R	5
H	6
RBI	2
BB	4
SO	5
LOB	13

PA: 37	WP: 0	PB: 0	SB: 2	CS: 0														

Batter	1	2	3	4	5	6	7	8	9	AB	R	H	RBI	BB	SO	LOB
15 Rafael Furcal, S (1, 6) OBP: 0.324, SLG: 0.342	B FF 90 B FF 90 C FF 89 X FF 90 2-1 55 1B 16 2B 2B	B CH 78 B FF 89 X FF 90 2-0 ② G3		B FF 88 C FF 87 C FF 88 B FF 87 X FF 88 2-2 ① G4-3		C SL 83 X SL 84 0-1 ③ G6-3		C SC 69 F SI 85 F SI 86 B CH 75 S SC 64 1-3 ③ K		5	1	1	0	0	1	2
55 Russell Martin, R (1, 2) OBP: 0.378, SLG: 0.319	B FF 90 F FF 89 X CH 79 1-1 16 2B 23 2B 2-3 1B	X FF 90 0-0 99 HR 1B		B SL 81 B CH 76 B SL 79 B FF 88 4-0 16 CS BB			B SL 83 F FF 91 F SL 82 B SL 84 X FF 93 2-2 23 CS 99 1B 1B			3	2	3	0	1	0	0
99 Manny Ramirez, R (1, 7) OBP: 0.466, SLG: 0.640	C FF 90 S FF 88 S FF 89 0-3 ① K	B CH 80 D CH 80 X FF 88 2-0 1-H HR		1 SAFE F FF 86 B CH 79 B FF 84 X CH 78 2-1 ② F9			B SI 91 B SL 82 X SL 83 2-0 1-2 1B			4	1	2	2	0	1	3
16 Andre Ethier, L (1, 9) OBP: 0.340, SLG: 0.484	1 SAFE B CH 78 S CH 80 F SI 90 F FF 90 X SL 78 1-2 23 2B 1-3 3-H 2B	B SL 80 C FF 88 B FC 82 X FF 88 2-1 ③ F8		1 SAFE 1 SAFE F FF 87 B SL 77 1-1 ③ CS 1-2	S SL 80 B FF 88 X FF 87 1-1 HR		F SI 91 C SL 82 B FF 93 B FF 95 S SL 85 2-3 ① K			4	2	2	2	0	1	2
23 Casey Blake, R (1, 5) OBP: 0.363, SLG: 0.475	C FF 82 X FF 88 0-1 7 1B 2-H 3-H 2B		B FF 90 C FC 84 B FF 89 F FF 89 F FF 90 B FF 89 F FF 90 X CH 79 3-2 ① G6-3		B SL 78 C SL 80 X CH 77 1-1 7 CS 1B		B FF 92 S SL 82 F FF 92 D SL 83 D SL 83 S SL 82 3-3 ②③ K 2-3			4	1	2	2	0	1	2
7 James Loney, L (1, 3) OBP: 0.350, SLG: 0.394	C CH 78 C FF 90 X FC 88 0-2 2-H 1B		B SL 79 C FF 88 B FF 89 B CH 79 B SL 77 4-1 27 HBP BB		C FF 85 B SL 79 S FF 84 X SL 81 1-2 ①② F8 1-2			C SI 86 C SC 66 B SL 76 B SC 67 B SL 77 B SL 76 4-2 14 FC2-5 27 1B BB		2	0	1	1	2	0	1
27 Matt Kemp, R (1, 8) OBP: 0.386, SLG: 0.499	C FF 89 1 SAFE B SL 82 B SI 89 X CH 78 2-1 ② P6		C SL 81 B SL 82 1 SAFE H FF 86 2-1 1-2 HBP		S SL 80 B FF 86 F SL 80 B FF 87 S SL 81 2-3 ③ K			C SI 86 X SC 68 0-1 14 FC2-5 1-2 1B		3	0	1	0	0	1	1
14 Juan Castro, R (1, 4) OBP: 0.373, SLG: 0.408	T SL 82 B FF 90 1 SAFE 1 SAFE B SL 80 D FF 82 X FF 88 3-1 ③ P3		C SL 81 X FF 88 0-1 ② F7			F FF 93 C SL 82 S FF 94 0-3 ① K		L SI 84 X SC 67 0-1 ① FC2-5 1-2 2-3f		4	0	0	0	0	1	5
29 Jason Schmidt, R (1, 1) 31 James McDonald, L (6, 1) 38 Ramon Troncoso, R (8, 1) 5 Mark Loretta, R (8, PH) OBP: 0.333, SLG: 0.283 51 Jonathan Broxton, R (9, 1)		B FF 88 C FF 88 F FF 89 B FF 89 F FF 89 X FF 89 2-2 ① F9	B FF 87 X FF 87 1-0 ③ L6			B SI 92 X FF 92 1-0 ② G6-3		C SL 77 F SI 85 X SI 85 0-2 ② P2		2 1 0 1 0	0 0 0 0 0	0 0 0 0 0	0 0 0 0 0	0 0 0 0 0	0 0 0 0 0	2 0 0 2 0
Inning Stats	R: 4 E: 0 K: 1 S: 20 H: 5 LOB: 1 BB: 0 P: 29	R: 2 E: 0 K: 0 S: 9 H: 2 LOB: 0 BB: 0 P: 17	R: 0 E: 0 K: 0 S: 10 H: 0 LOB: 2 BB: 1 P: 20	R: 0 E: 0 K: 0 S: 6 H: 0 LOB: 0 BB: 1 P: 15	R: 1 E: 0 K: 1 S: 10 H: 2 LOB: 0 BB: 0 P: 15	R: 0 E: 0 K: 1 S: 6 H: 0 LOB: 0 BB: 0 P: 7	R: 0 E: 0 K: 2 S: 10 H: 2 LOB: 2 BB: 0 P: 19	R: 0 E: 0 K: 1 S: 13 H: 1 LOB: 2 BB: 1 P: 18		1B: 7 2B: 4 3B: 0 HR: 2	SF: 0 SAC: 0 DP: 1 HBP: 1			WP: 0 PB: 0 SB: 0 CS: 3	PA: 38	

PITCHER		IP	WLS	BF	H	R	ER	SO	BB	IBB	HBP	BLK	WP	HR	S	P	ERA	WHIP
33 Micah Owings, R ERA: 5.33	(1, 1)	5.0	L	25	9	7	7	2	2	0	1	0	0	2	55	96	12.60	2.200
46 Carlos Fisher, R ERA: 2.84	(6, 1)	2.0		7	2	0	0	3	0	0	0	0	0	0	16	26	0.00	1.000
52 Daniel Herrera, L ERA: 2.63	(8, 1)	1.0		5	1	0	0	1	1	0	0	0	0	0	13	18	0.00	2.000

PITCHER	IP	WLS	BF	H	R	ER	SO	BB	IBB	HBP	BLK	WP	HR	S	P	ERA	WHIP

BOTTOM

Cincinnati Reds @ Los Angeles Dodgers

Dodger Stadium, Los Angeles, CA

Mon Jul 20 2009, 7:10 PM PDT

Att. 48,110 - Clear - 79 F

livebaseballscorecards.com

AB	33
R	7
H	12
RBI	7
BB	3
SO	6
LOB	20

Batter	1	2	3	4	5	6	7	8	9	AB	R	H	RBI	BB	SO	LOB
3 Willy Taveras, R (1, 8) OBP: 0.287, SLG: 0.300	C SI 89 C CU 68 B FF 91 X SI 90 1-2 G6-3		B SI 90 F SI 90 B FF 91 L FF 90 C CU 69 2-3 K			B SI 88 X FF 88 1-0 G6-3		B FF 90 F SI 90 B SL 80 F FF 92 S FF 92 2-3 K		4	0	0	0	0	2	1
53 Arthur Rhodes, L (8, 1)										0	0	0	0	0	0	0
15 Jerry Hairston, R (1, 9) OBP: 0.304, SLG: 0.384	B SI 90 X SI 91 1-0 F7		C SL 77 B CU 68 F CU 68 F FF 91 X SL 80 1-2 L4			C FF 88 B FF 89 B CU 67 X SI 90 2-1 P3		B SI 91 B SI 90 S SI 90 B SI 91 X SI 88 3-1 G3		3	0	0	0	0	0	0
52 Daniel Herrera, L (6, 1)										0	0	0	0	0	0	0
25 David Weathers, R (7, 1)										0	0	0	0	0	0	0
21 Chris Dickerson, L (8, PH) OBP: 0.367, SLG: 0.371										1	0	0	0	0	0	1
(8, 8)																
19 Joey Votto, L (1, 3) OBP: 0.430, SLG: 0.592	C FF 90 C FF 89 F CU 72 F FF 92 B SL 83 S SL 82 1-3 K		B CU 71 X FF 92 1-0 F7			B FF 89 F FF 90 C FF 91 B SL 83 X FF 91 2-2 F7			F SI 89 B FF 90 F SL 81 X SL 79 1-2 HR	4	1	1	1	0	1	0
31 Jonny Gomes, R (1, 7) OBP: 0.398, SLG: 0.571		C SI 89 B SL 83 X SI 88 1-1 HR		B CU 67 H FF 90 2-0 28 FC4-6 HBP			F FF 88 X CU 67 0-1 G6-3		B FF 92 C SI 90 X FF 91 1-1 F8	3	1	1	1	0	0	0
28 Edwin Encarnación, R (1, 5) OBP: 0.348, SLG: 0.375		F FF 89 C FF 89 B SL 82 X FF 90 1-2 7 BB 1B		B FF 88 B FF 90 F FF 89 B SI 90 C SI 90 X SI 90 3-2 FC4-6 29 G6-4-3 1-2f			C FF 87 C CU 66 B SL 78 B SL 78 C FF 88 2-3 K		X FF 90 0-0 F9	4	0	1	0	0	1	1
29 Ryan Hanigan, R (1, 2) OBP: 0.408, SLG: 0.380		C SI 88 1 SAFE C CU 68 B CU 66 X FF 91 1-2 L9		C SI 89 B CU 68 X CH 80 1-1 G6-4-3 1-2f			X FF 88 0-0 G5-3		B FF 90 F SI 89 B SL 84 X SI 90 2-1 G6-3	2	0	0	0	0	0	2
30 Craig Tatum, R (7, PH) (7, 2)										2	0	0	0	0	0	0
23 Adam Rosales, R (1, 4) OBP: 0.291, SLG: 0.304		1 SAFE C CU 68 B SI 89 F SI 90 F FF 89 B FF 91 F CU 67 1 SAFE 1 SAFE 2-2 X CU 68 F9			C FF 88 F FF 90 F FF 91 B FF 91 F CU 69 B SI 89 F FF 89 X FF 90 2-2 P6			B SI 86 B SI 87 X SI 87 2-0 7 DI 27 2B 1B		3	1	1	0	0	0	1
7 Paul Janish, R (1, 6) OBP: 0.308, SLG: 0.272		B SI 89 B CH 79 B SI 90 B SI 88 4-0 1-2 BB			B SI 90 T FF 90 B CH 80 F CH 78 F FF 89 B SI 89 X CH 80 3-2 G6-3			F FF 86 B CU 68 B CH 77 F FF 89 F CH 78 X SI 89 2-2 F9 1-2		2	0	0	0	1	0	1
34 Homer Bailey, R (1, 1)										1	0	0	0	0	0	2
51 Jared Burton, R (3, 1)										1	0	0	0	0	1	0
27 Drew Sutton, S (6, 9) OBP: 0.143, SLG: 0.286		C SI 90 D CU 69 X CU 69 1-1 G1-3			C SI 89 S FF 90 F SI 90 B SL 81 B SL 82 S SI 90 2-3 K			C CU 67 S SI 91 B SL 81 B SL 81 F SI 90 X CH 79 2-2 2-H 2B		1	0	1	1	0	0	0

Inning Stats	1	2	3	4	5	6	7	8	9
	R: 0 E: 0 K: 1 S: 9	R: 1 E: 0 K: 0 S: 15	R: 0 E: 0 K: 1 S: 8	R: 0 E: 0 K: 0 S: 5	R: 0 E: 0 K: 1 S: 14	R: 0 E: 0 K: 0 S: 6	R: 0 E: 0 K: 1 S: 6	R: 1 E: 0 K: 1 S: 14	R: 1 E: 0 K: 0 S: 8
	H: 0 LOB: 0 BB: 0 P: 12	H: 2 LOB: 2 BB: 1 P: 25	H: 0 LOB: 0 BB: 0 P: 12	H: 0 LOB: 0 BB: 0 P: 11	H: 0 LOB: 0 BB: 0 P: 21	H: 0 LOB: 0 BB: 0 P: 11	H: 0 LOB: 0 BB: 0 P: 8	H: 2 LOB: 1 BB: 0 P: 25	H: 1 LOB: 0 BB: 0 P: 12

1B: 2 SF: 0 WP: 0 PA: 33
2B: 1 SAC: 0 PB: 0
3B: 0 DP: 1 SB: 0
HR: 2 HBP: 1 CS: 0

PITCHER		IP	WLS	BF	H	R	ER	SO	BB	IBB	HBP	BLK	WP	HR	S	P	ERA	WHIP
43 Randy Wolf, L ERA: 3.45	(1, 1)	7.1	W	27	4	2	2	4	1	0	1	0	0	1	72	115	2.46	0.682
49 Claudio Vargas, R ERA: 1.59	(8, 1)	1.2		6	1	1	1	1	0	0	0	0	0	1	13	22	5.40	0.600

PITCHER	IP	WLS	BF	H	R	ER	SO	BB	IBB	HBP	BLK	WP	HR	S	P	ERA	WHIP

Cincinnati Reds @ Los Angeles Dodgers

Dodger Stadium, Los Angeles, CA

Tue Jul 21 2009, 7:10 PM PDT

Att. 49,027 - Clear - 81 F

TOP

livebaseballscorecards.com

AB	31
R	3
H	5
RBI	3
BB	1
SO	5
LOB	9

Batter	1	2	3	4	5	6	7	8	9	AB	R	H	RBI	BB	SO	LOB
15 Rafael Furcal, S (1, 6) OBP: 0.328, SLG: 0.355	B FF 92 S CH 85 C KC 76 B FF 95 B CH 87 X FF 95 3-2 13 1B 99 3B 1B	B FF 94 X FF 95 1-0 ① F9	C FF 92 D KC 72 X SI 92 1-1 E7 2-H 3-H 1B		B CH 86 C FF 91 X SL 80 1-1 2-H HR		B CH 86 C CH 84 X SL 83 1-1 ③ G4-3			5	2	3	4	0	0	2
13 Orlando Hudson, S (1, 4) OBP: 0.358, SLG: 0.442 14 Juan Castro, R (8, 4) OBP: 0.369, SLG: 0.403	B FF 93 T FF 92 F FF 95 F FF 94 1 SAFE X KC 76 1-2 99 3B 1B	C FF 94 C FF 95 D CH 88 X FF 93 1-2 ② 1-2f G6-4-3 ③	C FF 90 X FF 89 0-1 ③ G1-3		X FF 90 0-0 ② G3			F FF 91 F FF 92 F FF 92 B FF 93 F FF 93 X FF 92 1-2 ① P3		4 1	1 0	1 0	0 0	0 0	0 0	3 0
99 Manny Ramirez, R (1, 7) OBP: 0.472, SLG: 0.657 9 Juan Pierre, L (3, PR) OBP: 0.373, SLG: 0.400 (4, 7)	B FF 95 F CH 88 B FF 95 F SI 94 F FF 96 D SI 90 X CH 88 3-2 1-H 2-H 3B		B FF 96 F FF 94 H FF 95 2-1 23 E 16 WP 55 WP HBP	C FF 88 B CH 87 X CH 87 1-1 ① G4-3	C FF 89 S FC 89 X FC 89 0-2 ③ G6-3			C FF 92 B FF 93 F FF 93 F FF 92 X SL 83 1-2 ② G1-3		1 3	0 1	1 0	2 0	0 0	0 0	0 0
16 Andre Ethier, L (1, 9) OBP: 0.341, SLG: 0.484	X KC 74 0-0 ① G3		1 SAFE B FF 93 B FF 93 B FF 92 2 SAFE 2 SAFE B FF 92 4-0 55 WP 23 E 7 1B 1-2 BB	F SL 82 B CH 88 X CH 87 1-1 2B		B SL 76 F SI 85 S SL 76 F FF 85 B SL 76 X SC 68 2-2 ① F7		B SL 80 B FF 92 T FF 92 C FF 92 F FF 94 F SL 81 S SL 82 2-3 ③ K		4	1	1	0	1	1	1
23 Casey Blake, R (1, 5) OBP: 0.360, SLG: 0.471 33 Blake DeWitt, L (6, 5) OBP: 0.194, SLG: 0.241	C FF 97 B CH 87 S SL 87 X FF 95 1-2 ② G6-3		B FF 94 B FF 93 C KC 75 C FF 93 F FF 94 X FF 94 2-2 FC3 55 WP 7 1B 1-2 2-3	C FC 90 B SL 80 C FC 88 S SL 80 1-3 ② K		B SI 86 C SI 85 X FF 82 1-1 ② G6-3			3 1	1 0	0 0	0 0	0 0	1 0	4 0
55 Russell Martin, R (1, 2) OBP: 0.374, SLG: 0.314	B FF 94 F CH 85 X FF 93 1-1 ③ G6-3		C FF 94 B CH 88 F FF 94 X FF 94 1-2 ① G1-3 1-2 2-3 3-H	X FC 88 0-0 ③ F9		C SL 76 C SC 67 X SI 86 0-2 ③ G6-3				4	0	0	0	0	0	4
7 James Loney, L (1, 3) OBP: 0.354, SLG: 0.398		C FF 93 B SL 86 B CH 87 C FF 93 X FF 94 2-2 27 HR 1B	C FF 94 D CH 88 B FF 92 X KC 74 2-1 43 SH5-4 27 BB 15 E 2-H 3-H 1B		C FF 89 B SL 82 F FC 88 B SL 81 B CH 86 F FF 89 F FF 88 X FC 89 3-2 43 2B 1B		B SI 88 C SI 85 T FF 89 B SI 89 F SI 89 F CH 85 B SI 90 X SL 84 3-2 ① G6-3			4	3	3	2	0	0	0
27 Matt Kemp, R (1, 8) OBP: 0.390, SLG: 0.507		C FF 93 B SL 88 B SL 86 B FF 95 C FF 93 X SL 86 3-2 1-H HR	B FF 94 B FF 95 B SI 94 S FF 95 F FF 95 B FF 94 4-2 43 SH5-4 15 E 1-2 BB		C FF 90 S SL 82 X FC 89 0-2 ① L9		B FF 89 B FF 89 B SL 84 B FF 88 4-0 BB			2	2	1	2	2	0	1
43 Randy Wolf, L (1, 1) OBP: 0.143, SLG: 0.175 49 Claudio Vargas, R (8, 1)		B FF 92 B FF 90 C FF 94 X FF 93 2-1 13 G6-4-3 1B	L CH 88 B CH 88 2 SAFE B CH 89 X CH 87 2-1 ② SH5-4 1-2 2-3		C FF 89 X SL 80 0-1 15 HR 1-H 2B		X SI 89 0-0 ② F8			3 0	1 0	2 0	1 0	0 0	0 0	1 0
Inning Stats	R: 2 E: 0 K: 0 S: 17 H: 3 LOB: 1 BB: 0 P: 26	R: 2 E: 0 K: 0 S: 12 H: 3 LOB: 0 BB: 0 P: 21	R: 5 E: 2 K: 0 S: 18 H: 2 LOB: 2 BB: 2 P: 36	R: 0 E: 0 K: 1 S: 8 H: 1 LOB: 1 BB: 0 P: 11	R: 3 E: 0 K: 0 S: 16 H: 3 LOB: 0 BB: 0 P: 20	R: 0 E: 0 K: 0 S: 9 H: 0 LOB: 0 BB: 0 P: 12	R: 0 E: 0 K: 0 S: 8 H: 0 LOB: 1 BB: 1 P: 16	R: 0 E: 0 K: 1 S: 14 H: 0 LOB: 0 BB: 0 P: 18		1B: 7 2B: 2 3B: 1 HR: 2 SF: 0 SAC: 1 DP: 1 HBP: 1				WP: 2 PB: 0 SB: 0 CS: 0 PA: 40		

PITCHER		IP	WLS	BF	H	R	ER	SO	BB	IBB	HBP	BLK	WP	HR	S	P	ERA	WHIP
34 Homer Bailey, R ERA: 7.63	(1, 1)	2.2	L	19	8	9	6	0	2	0	1	0	2	1	45	81	20.25	3.750
51 Jared Burton, R ERA: 5.25	(3, 1)	2.1		11	4	3	3	1	0	0	0	0	0	1	26	33	11.57	1.714
52 Daniel Herrera, L ERA: 2.56	(6, 1)	1.0		3	0	0	0	0	0	0	0	0	0	0	9	12	0.00	0.000
25 David Weathers, R ERA: 3.06	(7, 1)	1.0		4	0	0	0	0	1	0	0	0	0	0	8	16	0.00	1.000
53 Arthur Rhodes, L ERA: 1.67	(8, 1)	1.0		3	0	0	0	1	0	0	0	0	0	0	14	18	0.00	0.000

PITCHER	IP	WLS	BF	H	R	ER	SO	BB	IBB	HBP	BLK	WP	HR	S	P	ERA	WHIP

BOTTOM

Cincinnati Reds @ Los Angeles Dodgers

Dodger Stadium, Los Angeles, CA

Tue Jul 21 2009, 7:10 PM PDT

Att. 49,027 - Clear - 81 F

livebaseballscorecards.com

AB	35
R	12
H	12
RBI	11
BB	3
SO	2
LOB	16

Batter	1	2	3	4	5	6	7	8	9	AB	R	H	RBI	BB	SO	LOB
21 Chris Dickerson, L (1, 9) OBP: 0.365, SLG: 0.373	B FF 90 C FF 92 B FF 93 X FF 91 2-1 3 SH1-3 19 2B 2B		X SI 91 0-0 ② G3		B SL 77 C FC 88 F FC 89 S SL 80 1-3 ③ K			C SI 95 B SI 94 C SI 94 X SI 94 1-2 ① F8		4	1	1	0	0	1	1
3 Willy Taveras, R (1, 8) OBP: 0.288, SLG: 0.301	C FF 93 X FF 93 0-1 ① SH1-3 2-3		C SI 90 B SL 79 X FF 93 1-1 ③ G4-3			F FF 91 X FF 94 0-1 19 1B 19 S 28 WP 1B		C SI 94 B SI 95 S SL 88 B SI 95 X SI 95 2-2 ② P4		3	1	1	0	0	0	0
19 Joey Votto, L (1, 3) OBP: 0.435, SLG: 0.599	S FC 89 X FF 89 0-1 4 G6-3 3-H 2B			X FF 90 0-0 17 G3-6-3 4 1B 1B		S FC 89 1 SAFE F FF 88 B FC 84 1 SAFE B FF 91 B FC 90 F SL 80 X FC 89 3-2 28 WP 17 S 1-3 1B		F SL 88 B SI 95 X CH 86 1-1 ③ F7		4	0	3	1	0	0	0
4 Brandon Phillips, R (1, 4) OBP: 0.335, SLG: 0.465	X FF 94 0-0 ② G6-3 2-3			B FF 93 C FF 93 F FF 89 X FF 92 1-2 17 G3-6-3 1-2 1B		C FF 92 S SL 75 D SL 78 D SL 81 B FC 87 C SL 80 3-3 ① K			C FF 99 F FF 99 F FF 100 B SL 91 X FF 99 1-2 ① G4-3	4	0	1	0	0	1	3
17 Laynce Nix, L (1, 7) OBP: 0.290, SLG: 0.461	C FF 92 S FC 90 B FF 89 S SL 80 1-3 ③ K2-3			S SL 79 D FC 89 X CU 74 1-1 ①② G3-6-3 1-2f 2-3		B FC 88 F CU 72 S FC 89 D SL 80 F FC 89 F SL 82 B FF 91 S FC 90 3-3 ② K 1-2			X FF 100 0-0 ② G4-3	4	0	0	0	0	2	5
28 Edwin Encarnación, R (1, 5) OBP: 0.341, SLG: 0.365 40 Nick Masset, R (6, 1) 25 David Weathers, R (8, 1) 27 Drew Sutton, S (9, PH) OBP: 0.125, SLG: 0.250		B FF 92 B FF 91 X FF 91 2-0 ① F7		S SL 81 B FF 89 B FF 93 C SL 79 S SL 81 2-3 ③ K2-3		B SL 75 C FF 93 C SL 79 S SL 81 1-3 ③ K2-1-3 2-3 3-H			F FF 98 F CH 91 B FF 100 S FF 100 1-3 ③ K	3 0 0 1	0 0 0 0	0 0 0 0	0 0 0 0	0 0 0 0	2 0 0 1	2 0 0 0
15 Jerry Hairston, R (1, 6) OBP: 0.304, SLG: 0.387		B FF 92 C FF 92 F FF 94 B SL 79 B FF 95 F FF 92 X SI 92 3-2 ② G6-3			C FF 93 B SL 77 C SL 79 X SL 78 1-2 29 CS 2B		C SI 95 B FF 90 F SI 95 X SL 89 1-2 ① P4			3	0	1	0	0	0	0
29 Ryan Hanigan, R (1, 2) OBP: 0.406, SLG: 0.375		B SI 92 C FF 91 B CU 73 F FF 92 B FC 88 X FF 94 3-2 ③ G4-3			C SL 78 D FF 93 B SI 93 B FF 92 B FF 91 4-1 ① 2-3 BB		B SI 94 B SI 95 B SI 95 C SI 94 X SI 95 3-1 ② G5-3			2	0	0	0	1	0	0
61 Bronson Arroyo, R (1, 1) OBP: 0.147, SLG: 0.206 23 Adam Rosales, R (6, 5) OBP: 0.289, SLG: 0.302			C FF 89 B SL 77 B FF 91 S FC 89 S FF 91 2-3 ① K		L FF 93 X FF 93 0-1 ② B2		B SI 95 X SI 95 1-0 ③ F8			2 1	0 0	0 0	0 0	0 0	1 0	1 0
Inning Stats	R: 1 E: 0 K: 1 S: 10 H: 2 LOB: 1 BB: 0 P: 13	R: 0 E: 0 K: 0 S: 8 H: 0 LOB: 0 BB: 0 P: 16	R: 0 E: 0 K: 1 S: 6 H: 0 LOB: 0 BB: 0 P: 9	R: 0 E: 0 K: 1 S: 9 H: 2 LOB: 1 BB: 0 P: 13	R: 0 E: 0 K: 1 S: 9 H: 1 LOB: 1 BB: 1 P: 15	R: 1 E: 0 K: 3 S: 17 H: 2 LOB: 1 BB: 0 P: 27	R: 0 E: 0 K: 0 S: 7 H: 0 LOB: 0 BB: 0 P: 12	R: 0 E: 0 K: 0 S: 8 H: 0 LOB: 0 BB: 0 P: 12	R: 0 E: 0 K: 1 S: 8 H: 0 LOB: 0 BB: 0 P: 10	1B: 4 2B: 3 3B: 0 HR: 0 SF: 0 SAC: 1 DP: 1 HBP: 0						WP: 1 PB: 0 SB: 2 CS: 1 PA: 33

PITCHER		IP	WLS	BF	H	R	ER	SO	BB	IBB	HBP	BLK	WP	HR	S	P	ERA	WHIP
58 Chad Billingsley, R ERA: 3.72	(1, 1)	6.0	W	24	7	2	2	7	1	0	0	0	1	0	59	93	3.00	1.333
59 Guillermo Mota, R ERA: 3.13	(7, 1)	2.0		6	0	0	0	0	0	0	0	0	0	0	15	24	0.00	0.000
51 Jonathan Broxton, R ERA: 2.82	(9, 1)	1.0		3	0	0	0	1	0	0	0	0	0	0	8	10	0.00	0.000

PITCHER	IP	WLS	BF	H	R	ER	SO	BB	IBB	HBP	BLK	WP	HR	S	P	ERA	WHIP

TOP

Cincinnati Reds @ Los Angeles Dodgers

Dodger Stadium, Los Angeles, CA

Wed Jul 22 2009, 7:10 PM PDT

Att. 56,000 - Clear - 83 F

livebaseballscorecards.com

AB	31
R	2
H	7
RBI	1
BB	1
SO	8
LOB	12

Batter	1	2	3	4	5	6	7	8	9	AB	R	H	RBI	BB	SO	LOB
15 Rafael Furcal, S (1, 6) OBP: 0.327, SLG: 0.354	C FF 90 B CH 83 X CH 83 1-1 ① G4-3		C CU 72 B SI 91 B FF 90 X CH 80 2-1 1B		X CH 82 0-0 ① FC1-6 1-2f	X FS 90 0-0 ③ G4-3				4	0	1	0	0	0	1
13 Orlando Hudson, S (1, 4) OBP: 0.355, SLG: 0.437	B SI 90 C SL 72 F SI 85 S SI 89 1-3 ② K		B SI 90 C SI 83 C CH 82 1 SAFE P PO 81 S SI 90 2-3 ③ K		1 SAFE F SI 89 X SI 90 0-1 ② F7		F FF 94 X FF 95 0-1 ① G5-3			4	0	0	0	0	2	2
16 Andre Ethier, L (1, 9) OBP: 0.343, SLG: 0.491	B SI 90 C SL 73 X SI 86 1-1 HR			C CU 70 B SL 73 B SL 75 B SI 89 B SI 90 4-1 7 3B BB	C SI 91 B SI 90 X CH 83 1-1 ③ F7		X FS 90 0-0 ② F8			3	2	1	1	1	0	1
23 Casey Blake, R (1, 5) OBP: 0.356, SLG: 0.465	B CH 77 X CH 76 1-0 ③ L7			C SI 88 B SI 90 1 SAFE C SI 90 B SL 78 S SI 89 2-3 ① K		B CU 67 C CU 70 F SI 89 B SI 91 B SI 89 F CH 82 F CH 77 X SI 89 3-2 ① F8	C FF 96 B FC 91 C SL 81 S FC 92 1-3 ③ K			4	0	0	0	0	2	1
7 James Loney, L (1, 3) OBP: 0.355, SLG: 0.403		C CU 70 B SL 74 F SI 90 F SI 86 S FF 90 1-3 ① K		C SI 84 B SI 90 1 SAFE B SI 84 F SL 72 X FF 90 2-2 1-H 3B		B FF 91 B CH 80 C SI 88 B SI 89 B CH 78 4-1 55 1B 27 BB 99 HR BB		C SI 89 S SI 89 C SI 88 0-3 ① K		3	1	1	1	1	2	0
27 Matt Kemp, R (1, 8) OBP: 0.389, SLG: 0.503		B SI 90 B SI 90 C CH 79 X SI 90 2-1 ② G5-3		X SL 75 0-0 ② G6-3		B SI 89 F SI 88 B CH 78 F CH 76 F SI 89 B SL 77 F SL 76 B CU 71 4-2 55 1B 99 HR 1-2 BB		B FF 89 S SL 85 F FF 89 B SI 89 X SL 84 2-2 E5		3	1	0	0	1	0	1
55 Russell Martin, R (1, 2) OBP: 0.375, SLG: 0.315	T SI 90 C SI 91 B SL 78 S SI 91 1-3 ③ K		I IN 58 I IN 53 I IN 53 I IN 52 4-0 IBB		S SI 89 B SL 75 X SI 89 1-1 99 HR 1-2 2-3 1B			C SL 83 F FF 89 B SI 90 B SI 85 B SI 87 X FF 89 3-2 ② F9		3	1	1	0	1	1	1
58 Chad Billingsley, R (1, 1) OBP: 0.282, SLG: 0.361 99 Manny Ramirez, R (6, PH) OBP: 0.475, SLG: 0.681 59 Guillermo Mota, R (7, 1) 5 Mark Loretta, R (8, PH) OBP: 0.331, SLG: 0.281 51 Jonathan Broxton, R (9, 1)			C CH 77 B SI 90 C SL 73 S SL 76 1-3 ① K	S SL 74 C SL 75 B FF 89 B SL 75 C SL 76 2-3 ③ K		X FF 96 0-0 1-H 2-H 3-H HR		C SI 90 C CH 84 X SL 83 0-2 ③ G1-3		2 1 0 1 0	0 1 0 0 0	0 1 0 0 0	0 4 0 0 0	0 0 0 0 0	2 0 0 0 0	2 0 0 1 0
9 Juan Pierre, L (1, 7) OBP: 0.372, SLG: 0.399			F SI 90 F FF 91 M SI 85 0-3 ② K		B SI 89 B FF 88 C CU 70 X SL 72 2-1 15 FC1-6 1B	S FF 96 F FS 90 X SL 86 0-2 ② G1-3				3	0	1	0	0	1	0
Inning Stats	R: 1 E: 0 K: 1 S: 8 H: 1 LOB: 0 BB: 0 P: 12	R: 0 E: 0 K: 2 S: 9 H: 0 LOB: 0 BB: 0 P: 13	R: 0 E: 0 K: 3 S: 12 H: 1 LOB: 1 BB: 0 P: 16	R: 1 E: 0 K: 2 S: 11 H: 1 LOB: 2 BB: 2 P: 25	R: 0 E: 0 K: 0 S: 7 H: 1 LOB: 1 BB: 0 P: 10	R: 4 E: 0 K: 0 S: 17 H: 2 LOB: 0 BB: 2 P: 29	R: 0 E: 0 K: 1 S: 6 H: 0 LOB: 0 BB: 0 P: 7	R: 0 E: 1 K: 1 S: 12 H: 0 LOB: 1 BB: 0 P: 17		1B: 3 2B: 0 3B: 1 HR: 2 SF: 0 SAC: 0 DP: 0 HBP: 0				WP: 0 PB: 0 SB: 0 CS: 0 PA: 35		

PITCHER		IP	WLS	BF	H	R	ER	SO	BB	IBB	HBP	BLK	WP	HR	S	P	ERA	WHIP
61 Bronson Arroyo, R ERA: 5.21	(1, 1)	5.1	L	25	5	5	5	8	3	1	0	0	0	1	59	100	8.44	1.500
40 Nick Masset, R ERA: 2.5	(6, 1)	1.2		6	1	1	1	1	0	0	0	0	0	1	11	12	5.40	0.600
25 David Weathers, R ERA: 2.97	(8, 1)	1.0		4	0	0	0	1	0	0	0	0	0	0	12	17	0.00	0.000

PITCHER	IP	WLS	BF	H	R	ER	SO	BB	IBB	HBP	BLK	WP	HR	S	P	ERA	WHIP

BOTTOM

Cincinnati Reds @ Los Angeles Dodgers

Dodger Stadium, Los Angeles, CA

Wed Jul 22 2009, 7:10 PM PDT

Att. 56,000 - Clear - 83 F

livebaseballscorecards.com

AB	31
R	6
H	6
RBI	6
BB	4
SO	10
LOB	10

Batter	1	2	3	4	5	6	7	8	9	AB	R	H	RBI	BB	SO	LOB
21 Chris Dickerson, L (1, 9) OBP: 0.361, SLG: 0.366	C FF 90 F CH 83 C SI 91 0-3 K	X FF 91 0-0 E4 3 S		C CH 82 B CH 83 F SI 90 B CH 84 B SI 90 S CH 83 3-3 K			C CH 85 S CH 84 B CH 86 F SI 92 S CH 84 1-3 K		F FF 90 S FS 83 B FS 84 F FF 91 B FS 84 B FF 92 F FS 84 B FF 92 4-2 3 1B BB	4	0	0	0	1	3	1
3 Willy Taveras, R (1, 8) OBP: 0.289, SLG: 0.302	B FF 91 X SI 89 1-0 19 1B 1B	C SL 83 D SL 84 C SI 89 B FF 89 X SL 82 2-2 F7 1-2			C SI 88 F SL 83 B FF 88 X SL 83 1-2 P5		B SI 92 B SI 91 C SI 91 X SI 91 2-1 G4-3		B FF 93 X FF 92 1-0 1-2 2-H 3-H 1B	5	0	2	2	0	0	1
19 Joey Votto, L (1, 3) OBP: 0.430, SLG: 0.591	X FF 90 0-0 4 G5-4-3 1-3 1B		C SI 89 F CH 81 B CH 82 B SI 86 B SI 89 F SI 90 F SI 89 S SL 82 3-3 K		B SI 89 B FF 89 X CH 84 2-0 F9			B FF 96 B SL 84 C SL 83 B SL 84 F FF 96 S SL 84 3-3 K	C CU 81 S CU 81 F CU 80 B FF 92 C FF 92 1-3 K	5	0	1	0	0	3	2
4 Brandon Phillips, R (1, 4) OBP: 0.334, SLG: 0.462	X SI 89 0-0 G5-4-3 1-2f		F FF 90 B SI 90 B SL 85 B SI 90 X SI 90 3-1 31 S 1B		B SL 82 X FF 89 1-0 F8			X FF 95 0-0 F9		4	0	1	0	0	0	2
28 Edwin Encarnación, R (1, 5) OBP: 0.345, SLG: 0.373		X FF 87 0-0 29 1B 2 FC1-2-5-1 2B	1 SAFE F SL 83 F SI 91 1 SAFE F SL 84 C CH 84 0-3 K			B SL 82 B SI 88 F SI 90 B CH 83 B SI 89 4-1 29 F8 31 G4-3 BB		B SL 83 C SL 84 S FF 95 B FF 95 F SL 83 X SL 85 2-2 P6		3	0	1	0	1	1	1
31 Jonny Gomes, R (1, 7) OBP: 0.386, SLG: 0.550		X SL 82 0-0 G6-3	B FF 91 1 SAFE B SL 85 S SL 85 C FF 90 D SL 85 S SL 84 3-3 K 1-2			1 SAFE S SL 83 B SL 84 B SI 90 F SL 83 B SL 84 X SL 84 3-2 G4-3 1-2			B CU 78 X FF 91 1-0 P3	4	0	0	0	0	1	3
29 Ryan Hanigan, R (1, 2) OBP: 0.414, SLG: 0.384		B SI 89 F SI 89 X SI 90 1-1 2 FC1-2-5-1 39 HR 2-3 1B		X FF 87 0-0 2 FC5-4 1B		B SI 90 B FF 90 C SI 90 F CH 83 F SI 90 X FF 90 2-2 F8 2-3			B FF 91 F FF 90 X FF 91 1-1 15 2B 3 1B 1B	4	2	3	0	0	0	1
2 Alex Gonzalez, R (1, 6) OBP: 0.251, SLG: 0.296		B SI 88 F SI 89 S SL 83 X SL 84 1-2 FC1-2-5-1 39 HR 1-2 3-H	B SL 83 B FF 89 F SI 89 X SI 89 2-1 FC5-4 39 SH3-4 1-2f			X SL 82 0-0 F9		X CU 81 0-0 F8	4	1	0	0	0	0	5
39 Aaron Harang, R (1, 1) OBP: 0.189, SLG: 0.278 23 Adam Rosales, R (7, PH) OBP: 0.288, SLG: 0.300 40 Nick Masset, R (7, 1) 52 Daniel Herrera, L (8, 1) 51 Jared Burton, R (8, 1) 15 Jerry Hairston, R (9, PH) OBP: 0.306, SLG: 0.392		S SL 83 B SL 85 B FF 90 X SL 82 2-1 1-H 2-H HR		X FF 89 0-0 SH3-4 1-2			B CU 79 S SI 91 X SI 92 1-1 G5-3		X FF 92 0-0 3 1B 1-3 2B	1 1 0 0 0 1	1 0 0 0 0 1	1 0 0 0 0 1	3 0 0 0 0 0	0 0 0 0 0 0	0 0 0 0 0 0	0 0 0 0 0 0
Inning Stats	R: 0 E: 0 K: 1 S: 6 H: 2 LOB: 1 BB: 0 P: 7	R: 3 E: 1 K: 0 S: 13 H: 3 LOB: 1 BB: 0 P: 19	R: 0 E: 0 K: 3 S: 14 H: 1 LOB: 1 BB: 0 P: 23	R: 0 E: 0 K: 1 S: 7 H: 1 LOB: 1 BB: 0 P: 12	R: 0 E: 0 K: 0 S: 5 H: 0 LOB: 0 BB: 0 P: 9	R: 0 E: 0 K: 0 S: 9 H: 0 LOB: 1 BB: 1 P: 18	R: 0 E: 0 K: 1 S: 8 H: 0 LOB: 0 BB: 0 P: 12	R: 0 E: 0 K: 1 S: 8 H: 0 LOB: 0 BB: 0 P: 13	R: 2 E: 0 K: 1 S: 14 H: 3 LOB: 2 BB: 1 P: 22	1B: 7 2B: 2 3B: 0 HR: 1 SF: 0 SAC: 1 DP: 1 HBP: 0						

PITCHER		IP	WLS	BF	H	R	ER	SO	BB	IBB	HBP	BLK	WP	HR	S	P	ERA	WHIP
36 Randy Wells, R ERA: 3.1	(1, 1)	6.0	W	26	7	3	3	5	1	0	0	0	0	1	54	88	4.50	1.333
47 Aaron Heilman, R ERA: 4.17	(7, 1)	1.0	H	3	0	0	0	1	0	0	0	0	0	0	8	12	0.00	0.000
49 Carlos Marmol, R ERA: 3.23	(8, 1)	1.0	H	3	0	0	0	1	0	0	0	0	0	0	8	13	0.00	0.000
63 Kevin Gregg, R ERA: 3.47	(9, 1)	1.0		7	3	2	2	1	1	0	0	0	0	0	14	22	18.00	4.000

PITCHER	IP	WLS	BF	H	R	ER	SO	BB	IBB	HBP	BLK	WP	HR	S	P	ERA	WHIP

TOP

Cincinnati Reds @ Chicago Cubs

Wrigley Field, Chicago, IL

Fri Jul 24 2009, 1:20 PM CDT

Att. 41,406 - Partly Cloudy - 78 F

livebaseballscorecards.com

AB	36
R	5
H	10
RBI	5
BB	2
SO	8
LOB	16

Cincinnati Reds @ Chicago Cubs

Wrigley Field, Chicago, IL

Fri Jul 24 2009, 1:20 PM CDT

Att. 41,406 - Partly Cloudy - 78 F

livebaseballscorecards.com

BOTTOM

Batter	1	2	3	4	5	6	7	8	9	AB	R	H	RBI	BB	SO	LOB
1 Kosuke Fukudome, L (1, 8) OBP: 0.376, SLG: 0.442	B CH 84 B CH 83 B SI 85 C SI 85 F SI 86 X SI 88 3-2 16 2B 1B		X CH 84 0-0 2 G4-3 16 1B 2B		B FF 86 C SI 87 X CH 81 1-1 ① F8	S FF 92 B SI 91 B FF 92 X CU 76 2-1 ③ G4-3		1 SAFE X SI 81 0-0 ② SH1-3 1-2		4	2	2	0	0	0	3
2 Ryan Theriot, R (1, 6) OBP: 0.353, SLG: 0.420	B FF 85 X SI 86 1-0 ① F8		B SL 79 B SI 87 C SI 87 F FF 89 B FF 89 X SI 89 3-2 ① G4-3 2-3		C CU 74 B SI 88 B CU 76 C CU 74 S SL 81 2-3 ② K		X FS 91 0-0 ① G3	C SL 79 C SL 80 D SL 79 X FF 89 1-2 25 S 25 HR 2-H 1B		5	1	1	1	0	1	2
25 Derrek Lee, R (1, 3) OBP: 0.355, SLG: 0.517	C FF 86 B SL 78 B SI 87 X SI 88 2-1 ② F9		D SI 88 C SI 90 X SI 90 1-1 ② F9		B FF 88 B SL 79 S SL 81 B FF 90 F FF 89 X SL 82 3-2 ③ F7		X FF 93 0-0 21 WP 1B	1 SAFE C FF 90 1 SAFE B SL 82 X SL 81 1-1 1-H HR		5	1	2	2	0	0	2
16 Aramis Ramirez, R (1, 5) OBP: 0.383, SLG: 0.530	B SI 87 F SL 78 B SI 88 1 SAFE X CU 76 2-1 1-H 2B		B SI 89 C SI 90 F FF 90 X SI 92 1-2 3-H 1B			B SL 82 X SL 80 1-0 HR	C FS 91 C SL 83 F FF 94 S FS 91 0-3 ② K	X FF 89 0-0 2B		5	1	4	3	0	1	1
21 Milton Bradley, S (1, 9) OBP: 0.375, SLG: 0.368	S SI 86 S SI 88 B SI 88 F SI 89 S SI 89 1-3 ③ K		C SI 91 F SI 91 B SI 92 B SI 92 F SI 91 S SI 92 2-3 ③ K			F SI 88 F SI 89 B FF 90 B SI 90 X FF 91 2-2 55 BB 12 1B 1B	F SI 93 1 SAFE C FS 88 B SL 82 B FS 89 D FS 90 B SL 80 4-2 1-2 BB	C FF 90 X CH 86 0-1 ③ G1-3		4	0	1	0	1	2	3
12 Alfonso Soriano, R (1, 7) OBP: 0.308, SLG: 0.431 49 Carlos Marmol, R (8, 1) 63 Kevin Gregg, R (9, 1)		F FF 86 B SL 78 B SL 82 F SL 78 S SL 79 2-3 ① K		F SL 79 F FF 88 B FF 88 F SL 79 F SL 81 F SL 80 B FF 91 F FF 91 X SL 83 2-2 ① G5-3		B SI 88 1 SAFE F SL 80 F SL 80 X SI 89 1-2 55 BB 1-2 1B	B FC 91 B FC 91 F FF 94 X FC 92 2-1 ③ F9			4 0 0	0 0 0	1 0 0	0 0 0	0 0 0	1 0 0	2 0 0
17 Mike Fontenot, L (1, 4) OBP: 0.305, SLG: 0.382 28 Jeff Baker, R (8, PH) OBP: 0.240, SLG: 0.340 13 Andrés Blanco, S (9, 4) OBP: 0.283, SLG: 0.282		B SI 87 X SI 88 1-0 HR	B CU 72 B SI 88 B CH 83 C SI 85 X SI 85 3-1 ② G4-3			T FF 90 B FF 90 F SI 89 F FF 90 F SI 90 F SL 81 B SI 91 F SI 86 X FF 91 2-2 ① F9		B SL 73 B SI 83 X SI 81 2-0 HR		3 1 0	1 1 0	1 1 0	1 1 0	0 0 0	0 0 0	2 0 0
55 Koyie Hill, S (1, 2) OBP: 0.284, SLG: 0.283		C SI 87 F CH 80 B SL 81 B CH 81 C SI 90 2-3 ② K	C CU 72 X CH 82 0-1 1B			B CU 72 F CU 73 B FF 90 B CU 72 S SI 92 B FF 91 4-2 1-2 2-3 BB		C SI 84 S SC 67 B SI 84 S SC 65 1-3 ① K		3	0	1	0	1	2	0
36 Randy Wells, R (1, 1) OBP: 0.154, SLG: 0.154 6 Micah Hoffpauir, L (6, PH) OBP: 0.284, SLG: 0.427 47 Aaron Heilman, R (7, 1) 9 Reed Johnson, R (8, 7) OBP: 0.327, SLG: 0.398		B FF 88 X FF 86 1-0 ③ P4	X FF 88 0-0 ③ F8			C SI 91 F SI 92 S FF 91 0-3 ② K		B SL 76 B SI 83 C CH 72 B CH 73 B SI 82 4-1 1 SH1-3 2 1B BB		2 1 0 0	0 0 0 1	0 0 0 0	0 0 0 0	0 1 0 1	0 3 0 0	1 3 0 0
Inning Stats	R: 1 E: 0 K: 1 S: 12 H: 2 LOB: 1 BB: 0 P: 21	R: 1 E: 0 K: 2 S: 8 H: 1 LOB: 0 BB: 0 P: 14	R: 1 E: 0 K: 1 S: 13 H: 2 LOB: 1 BB: 0 P: 20	R: 0 E: 0 K: 0 S: 12 H: 1 LOB: 1 BB: 0 P: 17	R: 0 E: 0 K: 1 S: 8 H: 0 LOB: 0 BB: 0 P: 14	R: 1 E: 0 K: 1 S: 21 H: 3 LOB: 3 BB: 1 P: 33	R: 0 E: 0 K: 1 S: 10 H: 1 LOB: 2 BB: 1 P: 16	R: 4 E: 0 K: 1 S: 14 H: 4 LOB: 1 BB: 1 P: 23		1B: 7 2B: 3 3B: 0 HR: 4 SF: 0 SAC: 1 DP: 0 HBP: 0					

	AB	37
	R	8
	H	14
	RBI	8
	BB	3
	SO	8
	LOB	19

PITCHER		IP	WLS	BF	H	R	ER	SO	BB	IBB	HBP	BLK	WP	HR	S	P	ERA	WHIP
39 Aaron Harang, R ERA: 4.25	(1, 1)	6.0	L	28	9	4	4	6	1	0	0	0	0	2	74	119	6.00	1.667
40 Nick Masset, R ERA: 2.43	(7, 1)	1.0		5	1	0	0	1	1	0	0	0	1	0	10	16	0.00	2.000
52 Daniel Herrera, L ERA: 2.97	(8, 1)	0.2		4	1	2	2	1	1	0	0	0	0	1	6	13	27.00	3.000
51 Jared Burton, R ERA: 5.7	(8, 1)	0.1		4	3	2	2	0	0	0	0	0	0	1	8	10	54.00	9.000

PITCHER	IP	WLS	BF	H	R	ER	SO	BB	IBB	HBP	BLK	WP	HR	S	P	ERA	WHIP

Cincinnati Reds @ Chicago Cubs

Wrigley Field, Chicago, IL

Sat Jul 25 2009, 12:05 PM CDT

Att. 41,364 - Partly Cloudy - 75 F

livebaseballscorecards.com

Batter	1	2	3	4	5	6	7	8	9	AB	R	H	RBI	BB	SO	LOB
21 Chris Dickerson, L (1, 9) OBP: 0.360, SLG: 0.364	B FF 92 B SI 90 C FF 92 X SI 89 2-1 ① 1B		C CU 78 B SL 88 X SI 91 1-1 ② G5-3		B CU 79 B SI 91 B FF 89 2 SAFE C FF 89 S CU 77 C CU 77 3-3 ③ K			F FF 95 F FF 95 B SL 84 B SL 83 F SL 83 F SL 83 B FF 96 F FF 96 S SL 83 3-3 ② K		4	0	1	0	0	2	1
3 Willy Taveras, R (1, 8) OBP: 0.289, SLG: 0.302	B FF 93 X FF 93 1-0 19 S 19 SF7 1B		B SL 88 B SL 85 C FF 93 B FF 94 C FF 90 X FF 92 3-2 ③ P3			F SL 85 C CU 79 B CU 79 B CU 81 X SL 83 2-2 ① P4		C FF 94 F SL 82 S SL 82 0-3 ③ K		4	1	1	0	0	1	0
19 Joey Votto, L (1, 3) OBP: 0.431, SLG: 0.609	1 SAFE C SI 88 1 SAFE B SL 87 B SI 91 D SL 85 C SL 86 X CU 79 3-2 ② SF7 1-H			X SI 86 0-0 4 G6-3 2B		B SL 85 B FF 92 B SI 90 C FF 87 X SL 82 3-1 ② G4-3			B SI 91 S CH 83 X CH 84 1-1 HR	3	1	2	2	0	0	0
4 Brandon Phillips, R (1, 4) OBP: 0.336, SLG: 0.461	C FF 94 B SL 88 C CU 79 B SI 93 B FF 93 B FF 93 4-2 BB			B SI 91 F FF 92 F SL 86 B SI 93 F CU 79 X SI 91 2-2 ① G6-3 2-3		B CU 79 X FF 93 1-0 28 S 1B			C SI 91 X CU 82 0-1 ① G6-3	3	0	1	0	1	0	1
28 Edwin Encarnación, R (1, 5) OBP: 0.336, SLG: 0.361	F SL 88 1 SAFE P PO 84 B SL 87 X SI 90 2-1 ③ G5-3			B SI 92 X FF 92 1-0 ② G1-3		C FF 92 F SI 90 B FF 92 D CU 80 1 SAFE B FF 89 F FF 90 X FF 91 3-2 ③ F7 1-2			C CU 82 B SI 92 F SI 91 X CU 82 1-2 ② G6-3	4	0	0	0	0	0	3
31 Jonny Gomes, R (1, 7) OBP: 0.382, SLG: 0.566		B FF 94 C SL 87 C CU 80 B CU 81 S FF 94 2-3 ① K		D CU 79 C FF 92 S CU 79 F CU 81 F FF 92 B CU 80 S CU 81 2-3 ③ K			F FC 89 B FF 94 X FC 89 1-1 ① F7		C CU 81 B CU 82 C SI 93 B SI 94 X SL 82 2-2 HR	4	1	1	1	0	2	1
15 Jerry Hairston, R (1, 6) OBP: 0.306, SLG: 0.391		C FF 94 F SL 86 B CU 80 F FF 93 B CU 80 S FF 94 2-3 ② K			F FF 92 X SL 86 0-1 47 SH5-4 1B		S FC 89 B CU 75 C SI 96 F FC 88 S CU 78 1-3 ② K		C CU 78 B FF 90 B FF 90 X FF 90 2-1 ③ G6-3	4	0	1	0	0	2	0
30 Craig Tatum, R (1, 2)		X FF 93 0-0 ③ F9			B FF 90 S SL 86 1 SAFE 1 SAFE X FF 90 1-1 ① F9		F FF 96 B FC 88 X FC 88 1-1 ③ G4-3			3	0	0	0	0	0	1
47 Johnny Cueto, R (1, 1) OBP: 0.194, SLG: 0.121 53 Arthur Rhodes, L (7, 1) 23 Adam Rosales, R (8, PH) OBP: 0.286, SLG: 0.298 25 David Weathers, R (8, 1)			C FF 92 X FF 93 0-1 ① G3		L FF 92 L FF 89 X CU 78 0-2 ② SH5-4 1-2			C FF 93 S SL 83 F SL 83 F FF 93 T SL 85 0-2 ① K		1 0 1 0	0 0 0 0	0 0 0 0	0 0 0 0	0 0 1 0	0 0 0 0	0 0 0 0

Inning Stats										
	R: 1	H: 2	R: 0	H: 0	R: 0	H: 0	R: 0	H: 1	R: 0	H: 1
	E: 0	LOB: 1	E: 0	LOB: 0	E: 0	LOB: 0	E: 0	LOB: 1	E: 0	LOB: 1
	K: 0	BB: 1	K: 2	BB: 0	K: 0	BB: 0	K: 1	BB: 0	K: 0	BB: 0
	S: 11	P: 22	S: 8	P: 12	S: 7	P: 11	S: 11	P: 16	S: 10	P: 14

Inning Stats										
	R: 0	H: 1	R: 0	H: 0	R: 0	H: 2	R: 2	H: 2		
	E: 0	LOB: 1	E: 0	LOB: 0	E: 0	LOB: 0	E: 0	LOB: 0		
	K: 0	BB: 0	K: 1	BB: 0	K: 3	BB: 0	K: 0	BB: 0		
	S: 10	P: 19	S: 8	P: 11	S: 14	P: 17	S: 12	P: 18		

AB	31
R	3
H	7
RBI	3
BB	1
SO	8
LOB	7

1B: 4	SF: 1	WP: 0	PA: 34
2B: 1	SAC: 1	PB: 0	
3B: 0	DP: 0	SB: 3	
HR: 2	HBP: 0	CS: 0	

PITCHER		IP	WLS	BF	H	R	ER	SO	BB	IBB	HBP	BLK	WP	HR	S	P	ERA	WHIP
22 Kevin Hart, R ERA: 2.08	(1, 1)	6.0	W	23	5	1	1	4	1	0	0	0	0	0	57	94	1.50	1.000
37 Angel Guzman, R ERA: 2.45	(7, 1)	1.0	H	3	0	0	0	1	0	0	0	0	0	0	8	11	0.00	0.000
49 Carlos Marmol, R ERA: 3.17	(8, 1)	1.0	H	3	0	0	0	3	0	0	0	0	0	0	14	17	0.00	0.000
47 Aaron Heilman, R ERA: 4.5	(9, 1)	0.2		4	2	2	2	0	0	0	0	0	0	2	10	14	27.00	3.000
63 Kevin Gregg, R ERA: 3.45	(9, 1)	0.1	S	1	0	0	0	0	0	0	0	0	0	0	2	4	0.00	0.000

PITCHER		IP	WLS	BF	H	R	ER	SO	BB	IBB	HBP	BLK	WP	HR	S	P	ERA	WHIP

Cincinnati Reds @ Chicago Cubs

Wrigley Field, Chicago, IL

Sat Jul 25 2009, 12:05 PM CDT

Att. 41,364 - Partly Cloudy - 75 F

livebaseballscorecards.com

Batter	1	2	3	4	5	6	7	8	9	AB	R	H	RBI	BB	SO	LOB
9 Reed Johnson, R (1, 8) OBP: 0.329, SLG: 0.401	B FF 88 B FF 91 C FF 90 X FF 92 2-1 2 SH5-3 25 3B 2B	C FF 90 X SL 85 0-1 ① F8		H SL 83 1-0 HBP		F SI 90 F FF 91 D SL 84 X SI 92 1-2 ① F8		C FF 87 B SL 82 X SI 87 1-1 ② P6		4	1	1	0	0	0	1
2 Ryan Theriot, R (1, 6) OBP: 0.352, SLG: 0.418	X SI 90 0-0 ① SH5-3 2-3	B SI 92 B FF 92 C FF 92 X SL 85 2-1 ② G5-3		1 SAFE 1 SAFE B SI 90 X SI 89 1-0 ① P6		B SI 92 X SI 92 1-0 25 1B 1-2 1B		X SI 86 0-0 ③ F9		4	0	1	0	0	0	1
25 Derrek Lee, R (1, 3) OBP: 0.357, SLG: 0.524 5 Jake Fox, R (8, 3) OBP: 0.357, SLG: 0.586	B SL 85 C FF 91 B SI 92 X SL 86 2-1 16 HR 3B 3-H	B FF 91 B FF 93 X SL 85 2-0 ③ F9		X FF 93 0-0 ② L8		B SL 86 X SI 93 1-0 16 G5-4-3 1-2 1B 2-3				4 0	1 0	2 0	1 0	0 0	0 0	1 0
16 Aramis Ramirez, R (1, 5) OBP: 0.386, SLG: 0.550	F FF 95 B SI 93 X SL 86 1-1 HR 3-H		S FF 93 F FF 92 F FF 95 F FF 94 B SL 89 B SL 88 B FF 94 B CH 87 4-2 55 BB 12 1B BB	C SI 92 F FF 93 S SI 93 0-3 ③ K		X SI 93 0-0 ②③ G5-4-3 1-2f				3	1	1	2	1	1	4
1 Kosuke Fukudome, L (1, 9) OBP: 0.375, SLG: 0.439	F CH 84 B FF 92 S CH 82 B CH 85 B SI 93 X CH 83 3-2 17 BB 12 1B 1B		C SL 83 B CH 82 F SI 91 F SL 85 X SI 93 1-2 ① L3		F FF 90 C SL 82 B FF 92 B SL 84 B CH 82 F SL 84 X SI 93 3-2 ① G3		S SL 80 F SL 81 B SL 80 F FF 90 F SL 80 C FF 91 1-3 ① K			4	0	1	0	0	1	1
12 Alfonso Soriano, R (1, 7) OBP: 0.313, SLG: 0.442	B FF 92 D SL 86 B SI 91 C SI 92 X SL 85 3-1 17 BB 1-2 1B		B SL 87 F SI 92 X FF 92 1-1 55 BB 1-2 1B		B SL 85 X SL 84 1-0 HR		C FF 91 F FF 91 B SL 79 B SL 79 B FF 84 F FF 91 S SL 78 3-3 ② K			4	1	3	1	0	1	0
17 Mike Fontenot, L (1, 4) OBP: 0.305, SLG: 0.378	B SI 91 B SI 90 B CH 82 B SI 89 4-0 1-2 2-3 BB		T FF 92 F SL 84 B FF 92 S SL 85 1-3 ② K		C FF 92 F FF 91 F FF 94 X SL 83 0-2 ② F7		B FF 91 C FF 91 C FF 90 C FF 91 1-3 ③ K			3	0	0	0	1	2	2
55 Koyie Hill, S (1, 2) OBP: 0.283, SLG: 0.276	X FF 92 0-0 ② F6		B SL 81 B SI 90 S CH 83 B FF 91 2 SAFE B CH 82 4-1 1-2 2-3 BB		B FF 92 C FF 93 F SI 92 S SL 86 1-3 ③ K			C SI 86 F CH 82 B SI 86 C SI 87 1-3 ① K		3	0	0	0	1	2	3
22 Kevin Hart, R (1, 1) OBP: 0.167, SLG: 0.167 6 Micah Hoffpauir, L (6, PH) OBP: 0.283, SLG: 0.424 37 Angel Guzman, R (7, 1) 49 Carlos Marmol, R (8, 1) 21 Milton Bradley, S (8, PH) OBP: 0.377, SLG: 0.394 47 Aaron Heilman, R (9, 1) 63 Kevin Gregg, R (9, 1)	F FF 92 B SL 84 F FF 92 B SL 86 B SI 92 S SL 84 3-3 ③ K		X FF 93 0-0 ③ L9			S SI 90 X SL 84 0-1 E1 25 1B 2 1B		X SI 86 0-0 HR		2 1 0 0 1 0 0	0 0 0 0 1 0 0	0 0 0 0 1 0 0	0 0 0 0 1 0 0	0 0 0 0 0 0 0	1 0 0 0 0 0 0	6 0 0 0 0 0 0
Inning Stats	R: 3 E: 0 K: 1 S: 16 H: 5 LOB: 3 BB: 1 P: 34	R: 0 E: 0 K: 0 S: 5 H: 0 LOB: 0 BB: 0 P: 9	R: 0 E: 0 K: 1 S: 15 H: 1 LOB: 3 BB: 2 P: 26	R: 0 E: 0 K: 1 S: 5 H: 0 LOB: 1 BB: 0 P: 7	R: 1 E: 0 K: 1 S: 13 H: 1 LOB: 0 BB: 0 P: 18	R: 0 E: 1 K: 0 S: 8 H: 2 LOB: 2 BB: 0 P: 11	R: 0 E: 0 K: 3 S: 12 H: 0 LOB: 0 BB: 0 P: 17	R: 1 E: 0 K: 1 S: 7 H: 1 LOB: 0 BB: 0 P: 9		1B: 5 2B: 1 3B: 1 HR: 3	SF: 0 SAC: 1 DP: 1 HBP: 1			WP: 0 PB: 0 SB: 0 CS: 0	PA: 38	

	AB	33
	R	5
	H	10
	RBI	5
	BB	3
	SO	8
	LOB	19

PITCHER		IP	WLS	BF	H	R	ER	SO	BB	IBB	HBP	BLK	WP	HR	S	P	ERA	WHIP
47 Johnny Cueto, R ERA: 3.78	(1, 1)	6.0	L	31	9	4	4	4	3	0	1	0	0	2	62	105	6.00	2.000
53 Arthur Rhodes, L ERA: 1.62	(7, 1)	1.0		3	0	0	0	3	0	0	0	0	0	0	12	17	0.00	0.000
25 David Weathers, R ERA: 3.15	(8, 1)	1.0		4	1	1	1	1	0	0	0	0	0	1	7	9	9.00	1.000

PITCHER	IP	WLS	BF	H	R	ER	SO	BB	IBB	HBP	BLK	WP	HR	S	P	ERA	WHIP

Cincinnati Reds @ Chicago Cubs

Wrigley Field, Chicago, IL

Sun Jul 26 2009, 1:20 PM CDT

Att. 41,528 - Partly Cloudy - 75 F

livebaseballscorecards.com

Batter	1	2	3	4	5	6	7	8	9	AB	R	H	RBI	BB	SO	LOB
21 Chris Dickerson, L (1, 9) OBP: 0.355, SLG: 0.359	F FF 92 S SL 84 B SL 85 F FF 95 B SL 84 F SL 85 F FF 95 F FF 96 F SL 86 2-2 X FF 86 ① G1-3		C SL 84 S SL 86 B SL 83 F FF 96 S SL 85 1-3 ③ K			B SL 85 C FF 93 B SL 85 F SL 85 B FF 93 S SL 86 3-3 ③ K			C FF 92 B FS 82 B FF 93 B FF 93 F FF 93 X FF 94 3-2 19 G3 3 1B 4 G6-3 1B	3	0	0	0	0	2	0
7 Paul Janish, R (8, 6) OBP: 0.315, SLG: 0.280										1	1	1	0	0	0	0
3 Willy Taveras, R (1, 8) OBP: 0.289, SLG: 0.301	S SL 85 S SL 85 F SL 83 F FF 96 B SL 85 X FF 94 1-2 ② F9			B SL 83 C SL 84 X FF 92 1-1 ① G3			C SI 88 B SL 84 B CU 72 B SI 86 C FF 86 X SL 86 3-2 ① G5-3		X FF 93 0-0 4 G6-3 19 G3 1-2 1B	4	0	1	0	0	0	0
19 Joey Votto, L (1, 3) OBP: 0.429, SLG: 0.615	S FF 93 B FF 93 S FF 94 X FF 95 1-2 HR			B FF 92 B SL 86 X SL 85 2-0 ② F8			B CU 74 B CU 74 B FF 88 F FF 87 X SL 82 3-1 ② F7		F FF 94 X FS 85 0-1 ① G3 1-2 2-3	4	1	1	1	0	0	2
4 Brandon Phillips, R (1, 4) OBP: 0.332, SLG: 0.455	B FF 95 C SL 85 C SL 84 X SL 86 1-2 ③ G4-3			B SL 85 C SL 86 B FF 93 C SL 85 X SL 85 2-2 ③ F8			X FC 89 0-0 ③ G4-3		B FF 95 X FF 94 1-0 ② G6-3 2-3 3-H	4	0	0	1	0	0	1
28 Edwin Encarnación, R (1, 5) OBP: 0.333, SLG: 0.352		B FF 89 B SL 82 C SL 83 S FF 92 S SL 84 2-3 ① K			C FF 90 B SL 84 F FF 91 B FF 94 F SL 85 B SL 84 F SL 84 X FF 94 3-2 ① L5			C FC 90 B SI 94 C FF 94 F FC 90 B CU 77 B FC 88 B FC 88 4-2 17 1B 15 F8-2 BB	D CU 80 C CU 79 S FF 91 S CU 79 1-3 ③ K	3	0	0	0	1	2	1
31 Jonny Gomes, R (1, 7) OBP: 0.373, SLG: 0.552		B SL 84 B FF 92 X FF 94 2-0 ② F8			F FF 93 X FF 92 0-1 ② F9			S FC 89 S FC 88 F CU 77 B FC 88 S FC 89 1-3 ① K		3	0	0	0	0	1	1
53 Arthur Rhodes, L (8, 1)										0	0	0	0	0	0	0
48 Francisco Cordero, R (8, 1)										0	0	0	0	0	0	0
2 Alex Gonzalez, R (1, 6) OBP: 0.249, SLG: 0.293		F SL 84 B SL 84 S SL 84 B FF 96 F SL 85 S FF 96 2-3 ③ K			C SL 85 F SL 84 S SL 83 0-3 ③ K2-3			C SI 95 B FF 96 B SI 95 S FC 91 B SI 96 F FC 92 X FC 92 3-2 30 BB 1-3 1B		2	0	0	0	0	2	0
17 Laynce Nix, L (8, PH) OBP: 0.293, SLG: 0.463										1	0	1	0	0	0	0
(8, 7)																
30 Craig Tatum, R (1, 2)			F FF 90 S SL 83 B SL 84 B FF 95 S SL 85 2-3 ① K			B SL 83 B SL 84 X FF 92 2-0 ① P4		B FC 91 C FC 89 B FC 91 B FF 94 B FC 90 4-1 1-2 BB		2	0	0	0	1	1	0
33 Micah Owings, R (1, 1) OBP: 0.240, SLG: 0.621			S FF 92 S SL 85 C SL 83 0-3 ② K			C SL 84 B FF 93 S SL 84 F SL 83 B SL 85 S FF 93 2-3 ② K		S FC 89 X FC 90 0-1 ② ③ F8-2 3-H		1	0	0	0	0	1	0
46 Carlos Fisher, R (4, 1)										0	0	0	0	0	0	0
23 Adam Rosales, R (6, PH) OBP: 0.284, SLG: 0.296										1	0	0	0	0	1	0
52 Daniel Herrera, L (6, 1)										0	0	0	0	0	0	0
40 Nick Masset, R (6, 1)										0	0	0	0	0	0	0
15 Jerry Hairston, R (8, PH) OBP: 0.305, SLG: 0.389										1	0	0	0	0	0	3
(8, 6)																
(8, 9)																
Inning Stats	R: 1 E: 0 K: 0 S: 19 H: 1 LOB: 0 BB: 0 P: 24	R: 0 E: 0 K: 2 S: 8 H: 0 LOB: 0 BB: 0 P: 14	R: 0 E: 0 K: 3 S: 10 H: 0 LOB: 0 BB: 0 P: 13	R: 0 E: 0 K: 0 S: 6 H: 0 LOB: 0 BB: 0 P: 11	R: 0 E: 0 K: 1 S: 10 H: 0 LOB: 0 BB: 0 P: 13	R: 0 E: 0 K: 2 S: 8 H: 0 LOB: 0 BB: 0 P: 15	R: 0 E: 0 K: 0 S: 6 H: 0 LOB: 0 BB: 0 P: 12	R: 0 E: 0 K: 1 S: 14 H: 1 LOB: 2 BB: 2 P: 26	R: 1 E: 0 K: 1 S: 10 H: 2 LOB: 1 BB: 0 P: 15	1B: 3 2B: 1 3B: 0 HR: 1 SF: 0 SAC: 0 DP: 1 HBP: 0						

AB	30
R	2
H	4
RBI	2
BB	2
SO	10
LOB	8

WP: 0 PB: 0 SB: 0 CS: 0 PA: 32

PITCHER		IP	WLS	BF	H	R	ER	SO	BB	IBB	HBP	BLK	WP	HR	S	P	ERA	WHIP
40 Rich Harden, R ERA: 4.55	(1, 1)	6.0	W	19	1	1	1	8	0	0	0	0	0	1	61	90	1.50	0.167
45 Sean Marshall, L ERA: 3.8	(7, 1)	0.2	H	2	0	0	0	0	0	0	0	0	0	0	5	11	0.00	0.000
37 Angel Guzman, R ERA: 2.38	(7, 1)	1.1	H	6	1	0	0	1	2	0	0	0	0	0	15	27	0.00	2.250
29 Jeff Samardzija, R ERA: 6.14	(9, 1)	0.2		4	2	1	1	0	0	0	0	0	0	0	7	11	13.50	3.000
63 Kevin Gregg, R ERA: 3.42	(9, 1)	0.1	S	1	0	0	0	1	0	0	0	0	0	0	3	4	0.00	0.000

PITCHER	IP	WLS	BF	H	R	ER	SO	BB	IBB	HBP	BLK	WP	HR	S	P	ERA	WHIP

BOTTOM

Cincinnati Reds @ Chicago Cubs

Wrigley Field, Chicago, IL

Sun Jul 26 2009, 1:20 PM CDT

Att. 41,528 - Partly Cloudy - 75 F

livebaseballscorecards.com

Batter	1	2	3	4	5	6	7	8	9	AB	R	H	RBI	BB	SO	LOB
1 Kosuke Fukudome, L (1, 8) OBP: 0.375, SLG: 0.437	C FF 87 B SI 84 C SL 77 X FC 86 1-2 F8 ①	B CH 78 F FF 87 B SL 82 B FF 87 B CH 75 4-1 1-2 2-3 3-H BB		C SI 91 B SL 83 S SL 81 B FF 93 X SL 82 2-2 G4-3 ③		C FS 88 X FF 94 0-1 G4-3 ③		C SL 82 F SL 82 X SL 82 0-2 16 1B 3-H 1B		4	0	1	2	1	0	1
2 Ryan Theriot, R (1, 6) OBP: 0.353, SLG: 0.418	B FF 87 F FF 87 S CH 79 X FF 89 1-2 1B	C FF 87 B CH 79 B FF 87 F FF 86 B FC 88 X FF 85 3-2 P3 ③			B FF 91 C SL 83 B SL 82 B SI 91 X FF 91 3-1 F7 ①		X SI 93 0-0 16 2B 5 1B 1B	B FF 90 F FF 91 B FF 90 F FF 90 1 SAFE F FF 91 B FF 90 F SL 79 X SL 81 3-2 F7 ②		5	1	2	0	0	0	4
16 Aramis Ramirez, R (1, 5) OBP: 0.394, SLG: 0.556	X SI 87 0-0 F8 ②		C FF 87 B FF 88 B CH 74 X FF 87 2-1 F8 ①		B SL 85 B SI 91 S FF 92 B SL 84 S FF 92 B FF 93 4-2 21 1B BB		B FC 90 B FF 93 X FF 93 2-0 5 1B 1-3 2B	1 SAFE X FF 93 0-0 5 FC6-4 1-3 1B		4	0	2	0	1	0	1
5 Jake Fox, R (1, 3) 29 Jeff Samardzija, R (9, 1) 63 Kevin Gregg, R (9, 1) OBP: 0.350, SLG: 0.565	S FF 87 1 SAFE D CH 78 S FF 87 F FF 86 1 SAFE X FF 87 1-2 F9 ③		B SL 81 X FF 87 1-0 F8 ②		B SL 84 D SL 84 C FF 93 S FF 92 F SL 83 F FF 94 B SL 83 X SL 80 3-2 F7 ②		F FC 90 X SL 80 0-1 12 G5-4-3 2-3 3-H 1B	X SL 85 0-0 FC6-4 1-2f ③		5 0 0	0 0 0	1 0 0	1 0 0	0 0 0	0 0 0	4 0 0
21 Milton Bradley, S (1, 9) OBP: 0.382, SLG: 0.385		B SL 79 C FF 87 B FF 88 B FF 87 S FF 85 B FF 87 4-2 55 BB 1 BB 12 1B BB	B FF 83 B FF 86 C CH 75 S FF 87 F FF 88 B SL 79 F FC 86 F FF 87 B FF 88 4-2 12 2B BB		B SI 91 X FF 92 1-0 1-2 1B		B FS 88 B FF 94 B FS 87 F FF 94 C SI 94 C FS 88 3-3 ①		2	2	1	0	2	1	2
12 Alfonso Soriano, R (1, 7) OBP: 0.315, SLG: 0.445 6 Micah Hoffpauir, L (9, 3) OBP: 0.283, SLG: 0.424		F CH 78 S FF 87 B FF 86 X CH 79 1-2 1 BB 55 BB 1B	S CH 79 X SL 78 0-1 1-H 2B		B FF 91 B SL 81 C SL 83 S SL 84 X SL 84 2-2 F9 ③		B SL 81 X SI 94 1-0 G5-4-3 ②③ 1-2f			4 0	0 0	2 0	1 0	0 0	0 0	4 0
17 Mike Fontenot, L (1, 4) OBP: 0.302, SLG: 0.374 37 Angel Guzman, R (7, 1) 9 Reed Johnson, R (8, PH) OBP: 0.333, SLG: 0.406 (9, 7)		F FF 88 T FF 86 B SL 80 S FF 87 1-3 K ①	B SL 79 X FF 87 1-0 P1 ③			B SL 77 C SI 83 B FF 78 S FF 80 B SL 77 X SL 74 3-2 G3-1 ①		C FF 90 X FF 90 0-1 55 3B 1B		3 0 1	0 0 1	0 0 1	0 0 0	1 0 0	1 0 0	3 0 0
55 Koyie Hill, S (1, 2) OBP: 0.296, SLG: 0.310		S FF 88 B CH 76 B FF 87 B SL 77 B FF 87 4-1 1 BB 1-2 2-3 BB		F FF 89 C SL 80 C FF 93 0-3 K ①		C SI 84 C SL 74 X SC 66 0-2 2B		B FF 90 X FF 90 1-0 1 1B 1-H 3B		3	1	2	1	1	1	0
40 Rich Harden, L (1, 1) OBP: 0.276, SLG: 0.250 28 Jeff Baker, R (6, PH) OBP: 0.235, SLG: 0.333 45 Sean Marshall, L (7, 1) OBP: 0.231, SLG: 0.231 13 Andrés Blanco, S (7, 4) OBP: 0.280, SLG: 0.279		C FF 88 F FF 87 S FF 88 0-3 K ②		X SI 90 0-0 G4-3 ②		S FF 94 B FF 93 F FC 88 D SL 83 B FC 90 F FF 94 S FC 88 3-3 K ②		P PO 87 S FF 90 X FF 90 1-1 F9 ①		2 1 0 1	0 0 0 0	0 0 0 0	0 0 0 0	1 1 0 0	3 1 0 1	
Inning Stats	R: 0 H: 1 E: 0 LOB: 1 K: 0 BB: 0 S: 11 P: 14	R: 1 H: 1 E: 0 LOB: 3 K: 2 BB: 3 S: 16 P: 33	R: 1 H: 1 E: 0 LOB: 1 K: 0 BB: 1 S: 11 P: 19	R: 0 H: 0 E: 0 LOB: 0 K: 1 BB: 0 S: 7 P: 9	R: 0 H: 1 E: 0 LOB: 2 K: 0 BB: 1 S: 13 P: 26	R: 0 H: 1 E: 0 LOB: 1 K: 1 BB: 0 S: 12 P: 18	R: 1 H: 3 E: 0 LOB: 1 K: 1 BB: 0 S: 8 P: 14	R: 2 H: 4 E: 0 LOB: 2 K: 0 BB: 0 S: 16 P: 20		1B: 8 SF: 0 2B: 3 SAC: 0 3B: 1 DP: 1 HR: 0 HBP: 0					WP: 0 PA: 40 PB: 0 SB: 0 CS: 0	

PITCHER		IP	WLS	BF	H	R	ER	SO	BB	IBB	HBP	BLK	WP	HR	S	P	ERA	WHIP
33 Micah Owings, R ERA: 5.35	(1, 1)	3.0	L	16	3	2	2	2	4	0	0	0	0	0	38	66	6.00	2.333
46 Carlos Fisher, R ERA: 2.63	(4, 1)	2.0		8	1	0	0	1	1	0	0	0	0	0	20	35	0.00	1.000
52 Daniel Herrera, L ERA: 2.95	(6, 1)	0.1		2	1	0	0	0	0	0	0	0	0	0	6	9	0.00	3.000
40 Nick Masset, R ERA: 2.55	(6, 1)	1.2		7	3	1	1	2	0	0	0	0	0	0	14	23	5.40	1.800
53 Arthur Rhodes, L ERA: 2.12	(8, 1)	0.2		5	3	2	2	0	0	0	0	0	0	0	14	18	27.00	4.500

PITCHER		IP	WLS	BF	H	R	ER	SO	BB	IBB	HBP	BLK	WP	HR	S	P	ERA	WHIP
48 Francisco Cordero, R ERA: 1.64	(8, 1)	0.1		2	1	0	0	0	0	0	0	0	0	0	2	2	0.00	3.000

AB	35
R	5
H	12
RBI	5
BB	5
SO	5
LOB	24

Batter	1	2	3	4	5	6	7	8	9	AB	R	H	RBI	BB	SO	LOB
18 Tony Gwynn Jr., L (1, 8) OBP: 0.351, SLG: 0.365	C FF 95 B FF 96 B FF 96 B FF 96 X FF 94 3-1 ① G3-1		S S F B SL 87 X 1-2 ③ G4-3			B FF 93 F FF 93 B FF 93 F FF 93 F FF 93 X CH 86 2-2 ① F8		C FF 92 F FF 92 F FF 92 F SL 81 X SL 81 0-2 ② G2		4	0	0	0	0	0	0
1 Everth Cabrera, S (1, 6) OBP: 0.331, SLG: 0.367	B FF 95 F FF 95 C FF 96 F CH 88 F CH 88 X FF 96 1-2 ② G3-1			F FF 94 B FF 95 B KC 79 X FF 95 2-1 ① G3		C KC 78 B CH 88 X FF 95 1-1 HR		B FF 93 B FF 93 B FF 91 C FF 92 X FF 92 3-1 3B		4	1	2	1	0	0	0
23 Adrián González, L (1, 3) OBP: 0.391, SLG: 0.522	B FF 95 B FF 96 F FF 95 F KC 77 F FF 96 F SL 88 C FF 96 2-3 ③ K			S KC 78 S FF 95 B CH 88 B FF 95 B FF 96 X KC 76 3-2 5 F8-5 2B		F FF 96 S FF 95 B SL 85 X CH 90 1-2 HR		C FF 93 B FF 94 X SL 82 1-1 ③ F9		4	1	2	1	0	1	1
5 Kevin Kouzmanoff, R (1, 5) OBP: 0.277, SLG: 0.410		B FF 94 F FF 94 F SL 88 S CH 88 1-3 ① K		B FF 95 S SL 86 B FF 96 S FF 94 X SI 93 2-2 ② ③ F8-5 2-3		B FF 96 S SL 86 B SL 88 C FF 96 F FF 96 F FF 96 B SL 86 X FF 95 3-2 ② P4			B FF 93 X FF 93 1-0 HR	4	1	1	1	0	1	1
8 Kyle Blanks, R (1, 7) OBP: 0.321, SLG: 0.394		B FF 94 B FF 96 B FF 95 B FF 94 4-0 25 S 15 1B BB			X FF 94 0-0 25 G4-3 15 1B 2B	C FF 97 B CH 88 F SL 89 F FF 97 X KC 81 1-2 ③ P4			C FF 95 B SL 89 F SL 88 B FF 95 X FF 96 2-2 ① F9	3	1	1	0	1	0	0
25 Will Venable, L (1, 9) OBP: 0.287, SLG: 0.308		C FF 92 C KC 78 S FF 95 0-3 ② K 1-2			F KC 76 B FF 94 C KC 77 D CH 88 F FF 94 F KC 78 X FF 95 2-2 ① G4-3 2-3		X FF 95 0-0 ① G3-1		B FF 96 F FF 94 B CH 87 S CH 88 X CH 87 2-2 ② P6	4	0	0	0	0	1	2
15 Luis Antonio Rodriguez, S (3, 4) OBP: 0.321, SLG: 0.283		X SI 94 0-0 ③ 2-H 1B			F FF 95 B FF 95 B KC 80 B FF 96 C FF 94 F FF 97 X FF 95 3-2 3-H 1B		B FF 96 X FF 95 1-0 ② F8		X FF 95 0-0 ③ F7	4	0	2	1	0	0	0
30 Eliezer Alfonzo, R (1, 2) OBP: 0.223, SLG: 0.286			F X 0-1 ① G6-3		C FF 94 S FF 94 B FF 95 X SL 88 1-2 ② F9		F FF 97 S FF 96 X FF 97 0-2 ③ F9			3	0	0	0	0	0	1
52 Josh Geer, R (1, 1) OBP: 0.231, SLG: 0.208			C B F S 1-3 ② K		B FF 95 X SI 93 1-0 ③ F7			C FF 95 X FF 95 0-1 ① F8		1	0	0	0	0	1	0
11 Drew Macias, L (5, PH) OBP: 0.325, SLG: 0.394										1	0	0	0	0	0	1
45 Edward Mujica, R (5, 1) OBP: 1.000, SLG: 1.000										0	0	0	0	0	0	0
14 Oscar Salazar, R (8, PH) OBP: 0.364, SLG: 0.500										1	0	0	0	0	0	0
54 Joe Thatcher, L (8, 1)										0	0	0	0	0	0	0
Inning Stats	R: 0 E: 0 K: 1 S: 12 H: 0 LOB: 0 BB: 0 P: 18	R: 0 E: 0 K: 2 S: 7 H: 1 LOB: 2 BB: 1 P: 12	R: 0 E: 0 K: 1 S: 9 H: 0 LOB: 0 BB: 0 P: 11	R: 0 E: 0 K: 0 S: 8 H: 1 LOB: 0 BB: 0 P: 15	R: 1 E: 0 K: 0 S: 14 H: 2 LOB: 1 BB: 0 P: 21	R: 2 E: 0 K: 0 S: 18 H: 2 LOB: 0 BB: 0 P: 26	R: 0 E: 0 K: 0 S: 5 H: 0 LOB: 0 BB: 0 P: 6	R: 0 E: 0 K: 0 S: 11 H: 1 LOB: 1 BB: 0 P: 15	R: 1 E: 0 K: 0 S: 8 H: 1 LOB: 0 BB: 0 P: 13	1B: 2 2B: 3 3B: 1 HR: 3	SF: 0 SAC: 0 DP: 1 HBP: 0			WP: 0 PB: 0 SB: 1 CS: 0	PA: 34		

TOP

San Diego Padres @ Cincinnati Reds

Great American Ball Park, Cincinnati, OH

Mon Jul 27 2009, 7:10 PM EDT

Att. 18,563 - Partly Cloudy - 82 F

livebaseballscorecards.com

AB	33
R	4
H	8
RBI	4
BB	1
SO	4
LOB	6

PITCHER		IP	WLS	BF	H	R	ER	SO	BB	IBB	HBP	BLK	WP	HR	S	P	ERA	WHIP
34 Homer Bailey, R ERA: 6.87	(1, 1)	7.1	W	27	6	3	3	4	1	0	0	0	0	2	75	111	3.68	0.955
53 Arthur Rhodes, L ERA: 2.08	(8, 1)	0.2	H	3	1	0	0	0	0	0	0	0	0	0	9	13	0.00	1.500
48 Francisco Cordero, R ERA: 1.83	(9, 1)	1.0	S	4	1	1	1	0	0	0	0	0	0	1	8	13	9.00	1.000

PITCHER		IP	WLS	BF	H	R	ER	SO	BB	IBB	HBP	BLK	WP	HR	S	P	ERA	WHIP

BOTTOM

San Diego Padres @ Cincinnati Reds

Great American Ball Park, Cincinnati, OH

Mon Jul 27 2009, 7:10 PM EDT

Att. 18,563 - Partly Cloudy - 82 F

livebaseballscorecards.com

Batter	1	2	3	4	5	6	7	8	9	AB	R	H	RBI	BB	SO	LOB
3 Willy Taveras, R (1, 8) OBP: 0.285, SLG: 0.297	C FF 85 B FF 87 F FF 86 X FF 86 1-2 E6 2 1B 4 HR	F FF 88 F FF 88 B FF 87 X CH 78 1-2 ③ G5-3		B FF 89 X CH 78 1-0 ③ L4			T FF 93 B SL 82 B SL 83 X FF 94 2-1 ① G4-3			4	1	0	0	0	0	2
2 Alex Gonzalez, R (1, 6) OBP: 0.254, SLG: 0.293	1 SAFE C FF 86 D SL 81 1 SAFE P PO 80 1 SAFE F SL 82 X FF 88 2-2 4 HR 1-2 1B		F FF 86 B FF 88 B CH 75 X CH 75 2-1 ① G2-3		B FF 93 B FF 94 B SL 84 C FF 93 X FF 92 3-1 ① P6		C FF 94 B SL 84 S FF 93 B FF 94 B FS 89 F FF 94 B FF 95 4-2 BB			3	1	1	0	1	0	0
19 Joey Votto, L (1, 3) OBP: 0.427, SLG: 0.613 23 Adam Rosales, R (2, 3) OBP: 0.279, SLG: 0.290	C CH 76 B SI 89 F FF 89 B FF 90 F FF 89 S CH 78 2-3 ① K		C FF 87 B SL 83 X SL 83 1-1 ② G1-3		F FF 94 X FF 94 0-1 ② G4-3		1 SAFE X FF 94 0-0 ② F8			1 3	0 0	0 0	0 0	0 0	1 0	2 1
4 Brandon Phillips, R (1, 4) OBP: 0.332, SLG: 0.462	C SL 82 X FF 88 0-1 1-H 2-H HR		B FF 89 B FF 88 C CH 77 X CH 76 2-1 ③ F8		F FF 93 B FF 94 C FF 94 S FF 90 1-3 K		1 SAFE C FF 94 F SL 83 S FF 94 0-3 ③ K			4	1	1	3	0	2	1
28 Edwin Encarnación, R (1, 5) OBP: 0.331, SLG: 0.372	C FF 88 B SL 83 B SL 82 F FF 87 X CH 76 2-2 ② G5-3			X SL 78 0-0 HR	X FF 93 0-0 ③ G3			B FF 89 S FF 88 B FF 90 F FF 88 C SL 78 2-3 ① K		4	1	1	1	0	1	1
17 Laynce Nix, L (1, 7) OBP: 0.292, SLG: 0.457	B FF 88 S CH 76 S CH 78 X CH 78 1-2 ③ G3			B B C H 3-1 34 SH2-4 30 BB HBP		C FF 93 X FS 87 0-1 ① G3-1		S FF 88 C FF 89 B FF 88 S SL 79 1-3 ② K		3	0	0	0	0	1	0
31 Jonny Gomes, R (1, 9) OBP: 0.384, SLG: 0.605 48 Francisco Cordero, R (9, 1)		B B FF 86 C S CH 76 B X 3-2 HR		C FF 86 C CH 76 B CH 76 B FF 87 D FF 87 1 SAFE X 3-2 ① L7		B FF 93 C FF 93 B FF 94 X FF 93 2-1 HR		B FF 90 B SL 77 B FF 88 C FF 88 C FF 88 B SL 79 4-2 BB		3 0	2 0	2 0	2 0	1 0	0 0	1 0
30 Craig Tatum, R (1, 2)		X FF 88 0-0 ① F8		B FF 86 B FF 86 B CH 75 C FF 87 B FF 86 4-1 34 SH2-4 1-2 BB		X FF 94 0-0 ② F8		X FF 88 0-0 ③ P5		3	0	0	0	1	0	1
34 Homer Bailey, R (1, 1) 53 Arthur Rhodes, L (8, 1) 15 Jerry Hairston, R (9, 9) OBP: 0.305, SLG: 0.389		B FF 88 B FF 87 B FF 87 C FF 84 F FF 86 X FF 87 3-2 ② G1-3		X SL 82 0-0 ② SH2-4 1-2 2-3		B FF 94 F FF 95 F FF 95 C SL 81 1-3 ③ K				2 0 0	0 0 0	0 0 0	0 0 0	0 0 0	1 0 0	0 0 0
Inning Stats	R: 3 E: 1 K: 1 S: 19 H: 2 LOB: 0 BB: 0 P: 26	R: 1 E: 0 K: 0 S: 10 H: 1 LOB: 0 BB: 0 P: 17	R: 0 E: 0 K: 0 S: 6 H: 0 LOB: 0 BB: 0 P: 11	R: 1 E: 0 K: 0 S: 8 H: 1 LOB: 2 BB: 1 P: 19	R: 0 E: 0 K: 1 S: 8 H: 0 LOB: 1 BB: 0 P: 12	R: 1 E: 0 K: 1 S: 8 H: 1 LOB: 0 BB: 0 P: 11	R: 0 E: 0 K: 1 S: 9 H: 0 LOB: 1 BB: 1 P: 15	R: 0 E: 0 K: 2 S: 9 H: 0 LOB: 1 BB: 1 P: 16		1B: 1 2B: 0 3B: 0 HR: 4 SF: 0 SAC: 1 DP: 0 HBP: 1					WP: 1 PB: 0 SB: 0 CS: 0 PA: 35	

PITCHER		IP	WLS	BF	H	R	ER	SO	BB	IBB	HBP	BLK	WP	HR	S	P	ERA	WHIP
52 Josh Geer, R ERA: 5.96	(1, 1)	4.0	L	19	4	5	4	1	1	0	1	0	0	3	43	73	9.00	1.250
45 Edward Mujica, R ERA: 3.29	(5, 1)	3.0		12	1	1	1	3	1	0	0	0	1	1	25	38	3.00	0.667
54 Joe Thatcher, L ERA: 3.68	(8, 1)	1.0		4	0	0	0	2	1	0	0	0	0	0	9	16	0.00	1.000

PITCHER	IP	WLS	BF	H	R	ER	SO	BB	IBB	HBP	BLK	WP	HR	S	P	ERA	WHIP

AB	30
R	6
H	5
RBI	6
BB	3
SO	6
LOB	9

San Diego Padres @ Cincinnati Reds

Great American Ball Park, Cincinnati, OH

Tue Jul 28 2009, 7:10 PM EDT
Att. 14,526 - Partly Cloudy - 78 F

livebaseballscorecards.com

Batter	1	2	3	4	5	6	7	8	9	AB	R	H	RBI	BB	SO	LOB
18 Tony Gwynn Jr., L (1, 8) OBP: 0.356, SLG: 0.382	C CU 71 F SI 84 X SI 87 0-2 5 2B 3B	B FF 90 B SI 85 X SI 85 2-0 ③ F8		B CH 83 B CU 69 C SL 72 B FF 86 B FF 89 4-1 BB			B CH 81 X FF 83 1-0 22 SH5-4 5 SF9 2B		C FF 82 B SC 66 C SL 77 F SL 74 B FF 84 X SC 68 2-2 ① G3	4	2	2	0	1	0	2
22 David Eckstein, R (1, 4) OBP: 0.326, SLG: 0.332	B SL 73 B SL 72 X SL 72 2-0 ① P6		B CH 78 C CH 77 X FF 90 1-1 ① G6-3	C SI 89 X SL 75 0-1 ③ G3 2-3			X SL 74 0-0 ① SH5-4 2-3		C SI 85 C SL 75 B SI 85 B SC 67 C SC 67 2-3 ② K	4	0	0	0	0	1	3
23 Adrián González, L (1, 3) OBP: 0.391, SLG: 0.528	B CH 83 F FF 90 B SI 85 F SI 85 X FF 91 2-2 ② F8		C CU 69 X FF 91 0-1 HR		B FF 90 B SI 84 C SI 84 B SL 73 X SI 84 3-1 ① G4-3		I IN 59 I IN 60 I IN 56 I IN 59 4-0 IBB		C SI 87 B FF 82 X SL 76 1-1 ③ L9	4	1	1	1	1	0	1
5 Kevin Kouzmanoff, R (1, 5) OBP: 0.280, SLG: 0.418	F SI 92 B SL 78 S CH 79 B SL 79 X CH 78 2-2 3-H 2B		C SI 91 B SI 91 B SI 91 X SI 91 2-1 7 G4-3 2B		S SL 74 B FF 90 B FF 90 X SL 75 2-1 ② G5-3		B FC 92 B FF 95 X FF 96 2-0 ② SF9 3-H			3	0	2	2	0	0	0
7 Chase Headley, S (1, 7) OBP: 0.305, SLG: 0.368	C SI 89 B SI 85 B SI 85 F SL 72 F FF 91 F SI 85 C SL 75 2-3 ③ K		B CH 83 X SI 89 1-0 ② G4-3 2-3		X SI 88 0-0 ③ G6-3		B FF 96 X FF 96 1-0 ③ G4-3			4	0	0	0	0	1	3
8 Kyle Blanks, R (1, 9) OBP: 0.330, SLG: 0.400		B SI 89 B SI 89 C SL 74 B CU 70 C SL 73 X SI 89 3-2 1 2B 29 FC5-2-5 1B	C SI 91 B SL 77 S CU 70 B SI 87 D SL 77 S SL 74 3-3 ③ K			B SI 88 B SI 89 B SI 88 C CU 70 C CU 71 F SL 74 F CU 70 S SL 77 3-3 ① K		B FF 90 S SL 85 C SL 86 F FC 88 X SI 90 1-2 28 SH3-4 1B		4	0	2	0	0	2	1
28 Henry Blanco, R (1, 2) OBP: 0.294, SLG: 0.363		S FF 90 F FC 86 B SL 79 F SI 91 1 SAFE S SL 76 1-3 ① K		S SL 72 B SL 76 C SL 75 F FF 90 F FF 90 F SL 77 X SL 76 1-2 ① P4		B FF 87 C SL 75 B FF 91 F CH 80 X SL 76 2-2 ② F7		1 SAFE B FF 89 1 SAFE X CH 85 1-0 ① SH3-4 1-2		3	0	0	0	0	1	1
1 Everth Cabrera, S (1, 6) OBP: 0.342, SLG: 0.392		C SI 89 X FF 91 0-1 29 FC5-2-5 1-3 2B		B CU 70 C SI 89 C SI 85 B SI 88 B SI 90 F SL 74 X SL 75 3-2 22 S 2B		X SI 89 0-0 29 S 1B		B SI 88 X CH 85 1-0 ② G6-3		4	0	3	0	0	0	1
29 Kevin Correia, R (1, 1) OBP: 0.194, SLG: 0.200 57 Luke Gregerson, L (7, 1) 25 Will Venable, L (8, PH) OBP: 0.284, SLG: 0.304 37 Mike Adams, R (8, 1) 21 Heath Bell, R (9, 1)		X SI 91 0-0 ② FC5-2-5 2-3 3-H		B SL 72 C CU 70 F SL 74 S SL 75 1-3 ② K		B SI 89 S CH 78 B SI 89 B SI 88 S SL 72 C SL 74 3-3 ③ K 1-2		C SL 84 B FF 89 F SI 89 B SI 89 F SL 84 C SI 90 2-3 ③ K		3 0 1 0 0	0 0 0 0 0	0 0 0 0 0	0 0 0 0 0	2 0 1 0 0	4 0 1 0 0	
Inning Stats	R: 1 E: 0 K: 1 S: 15 H: 2 LOB: 1 BB: 0 P: 23	R: 0 E: 0 K: 1 S: 11 H: 2 LOB: 2 BB: 0 P: 17	R: 1 E: 0 K: 1 S: 10 H: 2 LOB: 1 BB: 0 P: 17	R: 0 E: 0 K: 1 S: 16 H: 1 LOB: 2 BB: 1 P: 25	R: 0 E: 0 K: 0 S: 5 H: 0 LOB: 0 BB: 0 P: 10	R: 0 E: 0 K: 2 S: 12 H: 1 LOB: 1 BB: 0 P: 20	R: 1 E: 0 K: 0 S: 4 H: 1 LOB: 1 BB: 1 P: 12	R: 0 E: 0 K: 1 S: 10 H: 1 LOB: 1 BB: 0 P: 15	R: 0 E: 0 K: 1 S: 9 H: 0 LOB: 0 BB: 0 P: 14	1B: 3 2B: 5 3B: 1 HR: 1 SF: 1 SAC: 2 DP: 0 HBP: 0						

TOP	
AB	34
R	3
H	10
RBI	3
BB	2
SO	8
LOB	17

WP: 0 PB: 0 SB: 2 CS: 0 PA: 39

PITCHER		IP	WLS	BF	H	R	ER	SO	BB	IBB	HBP	BLK	WP	HR	S	P	ERA	WHIP
61 Bronson Arroyo, R ERA: 5.17	(1, 1)	6.1	L	30	9	3	3	6	1	1	0	0	0	1	71	119	4.26	1.579
40 Nick Masset, R ERA: 2.51	(7, 1)	0.2		2	0	0	0	0	0	0	0	0	0	0	2	5	0.00	0.000
25 David Weathers, R ERA: 3.06	(8, 1)	1.0		4	1	0	0	1	0	0	0	0	0	0	10	15	0.00	1.000
52 Daniel Herrera, L ERA: 2.88	(9, 1)	1.0		3	0	0	0	1	0	0	0	0	0	0	9	14	0.00	0.000

PITCHER	IP	WLS	BF	H	R	ER	SO	BB	IBB	HBP	BLK	WP	HR	S	P	ERA	WHIP

BOTTOM

San Diego Padres @ Cincinnati Reds

Great American Ball Park, Cincinnati, OH

Tue Jul 28 2009, 7:10 PM EDT

Att. 14,526 - Partly Cloudy - 78 F

livebaseballscorecards.com

Batter	1	2	3	4	5	6	7	8	9	AB	R	H	RBI	BB	SO	LOB
3 Willy Taveras, R (1, 8) OBP: 0.282, SLG: 0.294	C FC 91 X FC 92 0-1 ① G6-3	B FC 93 D SL 88 F SL 86 C FC 94 B CH 94 F SL 87 F FC 94 F SL 86 S FC 92 3-3 ③ K			C SL 85 X SI 92 0-1 ① P4		B SL 84 X FF 92 1-0 ② F7			4	0	0	0	0	1	2
2 Alex Gonzalez, R (1, 6) OBP: 0.249, SLG: 0.287	B CH 93 C FC 93 B SL 86 F SL 87 B CH 94 X CH 92 3-2 ② L7		B FC 92 C FC 93 B CH 93 X FC 92 2-1 ① F7		B CH 92 C SI 93 X SL 88 1-1 ② F9		C SL 84 M SL 84 S SL 85 0-3 ③ K			4	0	0	0	0	1	0
19 Joey Votto, L (1, 3) OBP: 0.424, SLG: 0.607	S CH 93 F CH 95 B FC 96 B CU 77 B CH 86 S SL 85 3-3 ③ K		S CU 77 B CH 86 F SL 85 F CU 77 B FC 95 F FC 94 F FC 91 B SL 86 F SL 87 3-2 X CU 77 1B		B CH 91 F FC 90 B CH 85 F CH 86 X SL 84 2-2 ③ G3			C CH 85 F SI 94 S CH 85 0-3 ① K		4	0	1	0	0	2	0
4 Brandon Phillips, R (1, 4) OBP: 0.328, SLG: 0.456		F FC 94 C CH 94 B SI 95 B CU 78 F SI 94 B CH 95 X SL 87 3-2 ① G4-3	S FC 90 C SI 94 S FC 95 0-3 ② K			X FC 92 0-0 ① F9		C SL 90 S FF 95 B FF 96 C FF 95 1-3 ② K		4	0	0	0	0	2	1
28 Edwin Encarnación, R (1, 5) OBP: 0.335, SLG: 0.383		X SL 87 0-0 17 BB 31 1B 1B	C FC 92 B CH 94 X CH 94 1-1 ③ G5-3			C FC 92 X SI 93 0-1 2B		C FF 95 F FF 95 B SL 90 S FF 95 1-3 ③ K		4	1	2	0	0	1	1
17 Laynce Nix, L (1, 7) OBP: 0.296, SLG: 0.460		F CH 92 B CU 75 C CU 75 B FC 94 F FC 90 B CU 76 F SL 86 1 SAFE F SL 84 4-2 B FC 93 31 1B 30 1B 1-2 BB	B CU 75 B SL 85 B SL 85 C FC 91 X CH 91 3-1 31 F9 2B		S CU 76 C CU 76 X FC 90 0-2 ② G1-3			S CU 84 B CU 84 B FF 95 F FF 94 B FF 96 S CU 84 3-3 ① K		3	1	1	0	1	1	1
31 Jonny Gomes, R (1, 9) OBP: 0.387, SLG: 0.598		X SL 88 0-0 61 SH5-4 30 1B 1-3 2-H 1B	X SL 88 0-0 ① F9 2-3			4-0 IBB		C CU 84 S CU 85 B CU 85 B FF 95 S FF 95 2-3 ② K		3	0	1	1	1	1	1
30 Craig Tatum, R (1, 2) OBP: 0.188, SLG: 0.071		C SL 85 B CH 92 X CH 94 1-1 61 SH5-4 1-2 3-H 1B	F SL 89 C FC 93 F FC 94 B CU 78 B FC 95 S FC 96 2-3 ② K		S FC 92 B FC 92 D SL 89 F SL 87 X CH 92 2-2 ③ L1			C CU 84 B FF 93 F FF 94 X FF 96 1-2 ③ F9		4	0	1	1	0	1	3
61 Bronson Arroyo, R (1, 1) OBP: 0.143, SLG: 0.200 40 Nick Masset, R (7, 1) 15 Drew Sutton, S (7, PH) OBP: 0.111, SLG: 0.222 25 David Weathers, R (8, 1) 52 Daniel Herrera, L (9, 1)		X FC 90 0-0 ② SH5-4 1-2 2-3	C SL 87 B FC 94 F SI 93 B CH 94 F SL 87 B FC 94 S SL 89 3-3 ③ K				C FF 92 S SL 83 B SL 83 S SL 83 1-3 ① K			1 0 1 0 0	0 0 0 0 0	0 0 0 0 0	0 0 0 0 0	0 0 0 0 0	1 0 1 0 0	1 0 0 0 0

Inning Stats	1	2	3	4	5	6	7	8	9
	R: 0 E: 0 K: 1 S: 8 H: 0 LOB: 0 BB: 0 P: 14	R: 2 E: 0 K: 1 S: 20 H: 3 LOB: 2 BB: 1 P: 31	R: 0 E: 0 K: 1 S: 14 H: 1 LOB: 1 BB: 0 P: 20	R: 0 E: 0 K: 2 S: 11 H: 1 LOB: 1 BB: 0 P: 19	R: 0 E: 0 K: 0 S: 7 H: 0 LOB: 0 BB: 0 P: 10	R: 0 E: 0 K: 0 S: 9 H: 1 LOB: 2 BB: 1 P: 15	R: 0 E: 0 K: 2 S: 7 H: 0 LOB: 0 BB: 0 P: 9	R: 0 E: 0 K: 3 S: 9 H: 0 LOB: 0 BB: 0 P: 11	R: 0 E: 0 K: 2 S: 9 H: 0 LOB: 0 BB: 0 P: 15

1B: 4	SF: 0	WP: 0
2B: 2	SAC: 1	PB: 0
3B: 0	DP: 0	SB: 0
HR: 0	HBP: 0	CS: 0

PA: 35

PITCHER		IP	WLS	BF	H	R	ER	SO	BB	IBB	HBP	BLK	WP	HR	S	P	ERA	WHIP
29 Kevin Correia, R ERA: 4.75	(1, 1)	6.0	W	26	6	2	2	5	1	1	0	0	0	0	69	109	3.00	1.167
57 Luke Gregerson, R ERA: 2.82	(7, 1)	1.0	H	3	0	0	0	2	0	0	0	0	0	0	7	9	0.00	0.000
37 Mike Adams, R ERA: 1.0	(8, 1)	1.0	H	3	0	0	0	3	0	0	0	0	0	0	9	11	0.00	0.000
21 Heath Bell, R ERA: 2.01	(9, 1)	1.0	S	3	0	0	0	2	0	0	0	0	0	0	9	15	0.00	0.000

PITCHER	IP	WLS	BF	H	R	ER	SO	BB	IBB	HBP	BLK	WP	HR	S	P	ERA	WHIP

AB	32
R	2
H	6
RBI	2
BB	2
SO	12
LOB	10

San Diego Padres @ Cincinnati Reds

Great American Ball Park, Cincinnati, OH

Wed Jul 29 2009, 7:10 PM EDT
Att. 17,201 - Partly Cloudy - 76 F

TOP

livebaseballscorecards.com

Batter	1	2	3	4	5	6	7	8	9	AB	R	H	RBI	BB	SO	LOB
18 Tony Gwynn Jr., L (1, 8) OBP: 0.357, SLG: 0.380	C FF 89 X FF 90 0-1 P5	C FF 93 F FF 92 B FF 93 F FF 94 F FF 92 F SL 84 F FF 93 X FF 91 1-2 F8		C SL 77 F FF 94 T FF 93 0-2 K			B FF 90 X SI 92 1-0 22 L3 1B		B FF 91 C FF 91 B FF 92 B FF 92 B FC 91 4-1 22 G4-6-3 BB	4	0	1	0	1	1	1
22 David Eckstein, R (1, 4) OBP: 0.324, SLG: 0.333	B FF 88 C FF 87 S SL 79 B SL 79 X FF 92 2-2 23 HR 2B	B FF 90 C FF 91 F FF 92 F CU 77 X SL 83 1-2 G5-3			C FF 90 B FF 91 X CU 76 1-1 F8		B FF 91 X FF 92 1-0 L3 1-2		C SL 84 F FC 93 X SL 85 0-2 G4-6-3 1-2f	5	1	1	0	0	0	2
23 Adrián González, L (1, 3) OBP: 0.394, SLG: 0.536	F SI 90 B FF 91 X CH 79 1-1 2-H HR		B FF 92 F FF 92 X FF 92 1-1 5 G1-3 1B		C FF 92 S FF 93 F FF 94 B FF 92 F FF 93 B CU 75 B SI 93 F SI 94 B SI 94 4-2 5 G4-6-3 BB		B FF 92 B FF 93 S FF 91 X SI 92 2-1 L9		X SI 93 0-0 F7	4	1	2	2	1	0	0
5 Kevin Kouzmanoff, R (1, 5) OBP: 0.282, SLG: 0.417	B FF 90 C FF 90 S SL 82 B SL 82 X FF 91 2-2 7 BB 8 HR 1B		S SL 83 X SL 83 0-1 G1-3 1-2		B FF 93 X SL 83 1-0 G4-6-3 1-2f			B SL 82 B FF 92 B FF 92 B FF 91 4-0 30 FC5-4 7 1B 1 2B BB		3	2	1	0	1	0	2
7 Chase Headley, S (1, 7) OBP: 0.310, SLG: 0.371	B SI 91 B SI 90 B CU 74 B SI 86 4-0 8 HR 1-2 BB		C FF 93 B CU 75 F FF 93 B FF 93 T FF 93 2-2 K			C CU 74 B FF 91 X FF 91 1-1 30 G6-3 8 G4-3 1B		B SI 91 S FF 92 C CU 75 1 SAFE B FF 94 F SI 94 B FF 95 X 3-2 30 FC5-4 1-2 1B		3	1	2	0	1	1	1
8 Kyle Blanks, R (1, 9) OBP: 0.326, SLG: 0.430	C FF 91 X SL 79 0-1 1-H 2-H HR		C FF 93 X FF 93 0-1 G6-3			B FF 92 F FF 93 C SL 82 X SL 83 1-2 G4-3 1-2		S SL 88 F FF 95 B SL 87 S SL 87 1-3 K		4	1	1	3	0	1	4
30 Eliezer Alfonzo, R (1, 2) OBP: 0.214, SLG: 0.274	F FF 93 B FF 92 X FF 92 1-1 G5-3			F FF 90 S SL 84 S SL 82 0-3 K2-3		S SL 84 X SL 83 0-1 G6-3 2-3		B FF 94 C FF 95 S CU 81 X SL 87 1-2 FC5-4 1 2B 25 WP 1-2f 2-3		4	1	0	0	0	1	3
1 Everth Cabrera, S (1, 6) OBP: 0.352, SLG: 0.404	X FF 92 0-0 G6-3			C FF 92 B CU 72 F FF 92 B FF 93 B FF 93 X SI 94 3-2 38 SH2-4 1B		I IN 77 I IN 77 I IN 76 I IN 73 4-0 IBB		X SI 95 0-0 25 WP 1-3 3-H 2B		3	0	2	1	1	0	0
38 Mat Latos, R (1, 1) 25 Will Venable, L (8, PH) OBP: 0.282, SLG: 0.301 40 Greg Burke, R (8, 1) 56 Mike Ekstrom, R (9, 1)		B FF 89 S FF 90 F FF 90 S FF 92 1-3 K		1 SAFE P PO 86 L FF 91 1 SAFE L FF 92 1 SAFE B FF 92 1 SAFE X FF 94 2-2 SH2-4 1-2		F FF 92 S FF 94 1 SAFE S FF 94 0-3 K		B CU 78 C FF 95 D FF 95 F FF 95 B SI 96 F FF 96 S FF 96 3-3 K 2-3 3-H		2 1 0 0	0 0 0 0	0 0 0 0	0 0 0 0	2 1 0 0	0 0 0 0	2 1 0 0

Inning Stats	1	2	3	4	5	6	7	8	9
	R: 5 E: 0 K: 0 S: 15 H: 4 LOB: 0 BB: 1 P: 25	R: 0 E: 0 K: 1 S: 14 H: 0 LOB: 0 BB: 0 P: 17	R: 0 E: 0 K: 1 S: 9 H: 1 LOB: 1 BB: 0 P: 12	R: 0 E: 0 K: 2 S: 13 H: 1 LOB: 1 BB: 0 P: 17	R: 0 E: 0 K: 0 S: 8 H: 0 LOB: 0 BB: 1 P: 14	R: 0 E: 0 K: 1 S: 10 H: 1 LOB: 2 BB: 1 P: 16	R: 0 E: 0 K: 0 S: 4 H: 1 LOB: 0 BB: 0 P: 8	R: 2 E: 0 K: 2 S: 15 H: 2 LOB: 1 BB: 1 P: 27	R: 0 E: 0 K: 0 S: 5 H: 0 LOB: 0 BB: 1 P: 9

AB	33
R	7
H	10
RBI	6
BB	5
SO	7
LOB	16

1B: 6	SF: 0	WP: 1	PA: 39
2B: 3	SAC: 1	PB: 0	
3B: 0	DP: 3	SB: 0	
HR: 2	HBP: 0	CS: 0	

PITCHER	IP	WLS	BF	H	R	ER	SO	BB	IBB	HBP	BLK	WP	HR	S	P	ERA	WHIP
39 Aaron Harang, R (1, 1) ERA: 4.5	7.0	L	32	9	7	7	5	3	1	0	0	0	2	77	120	9.00	1.714
37 Josh Roenicke, R (8, 1) ERA: 2.7	1.0		4	1	0	0	2	0	0	0	0	1	0	11	16	0.00	1.000
46 Carlos Fisher, R (9, 1) ERA: 2.54	1.0		3	0	0	0	0	1	0	0	0	0	0	5	9	0.00	1.000

PITCHER	IP	WLS	BF	H	R	ER	SO	BB	IBB	HBP	BLK	WP	HR	S	P	ERA	WHIP

Batter	1	2	3	4	5	6	7	8	9	AB	R	H	RBI	BB	SO	LOB
3 Willy Taveras, R (1, 8) OBP: 0.279, SLG: 0.290	C FF 95 B FF 94 X FF 95 1-1 ① P3			B FF 93 X FF 93 1-0 ① L8		X FF 94 0-0 ② G4-3 2-3			C FF 90 B SL 83 X FF 91 1-1 ① G6-3	4	0	0	0	0	0	1
15 Jerry Hairston, R (1, 7) OBP: 0.304, SLG: 0.397	C FF 94 X FF 95 0-1 ② F9			C FF 94 X CH 81 0-1 HR		B FF 94 X FF 94 1-0 ③ F8			B FF 91 C FF 91 C SI 92 F FF 92 X FF 92 1-2 ② G1-3	4	1	1	1	0	0	1
19 Joey Votto, L (1, 3) OBP: 0.418, SLG: 0.597	B FF 95 B FF 94 F CH 82 B FF 95 F FF 94 X FF 95 3-2 ③ L8			F FF 94 B FF 94 X CH 84 1-1 ② F8			B FF 94 X CH 84 1-0 ① F8		X FF 92 0-0 ③ G5-3	4	0	0	0	0	0	0
4 Brandon Phillips, R (1, 4) OBP: 0.326, SLG: 0.452		B FF 94 X FF 94 1-0 ① G4-3		B FF 96 F FF 95 B FF 96 C SL 81 X FF 96 2-2 ③ G2-3			S SL 83 B SL 83 S FF 96 F FF 94 F FF 96 S SL 82 1-3 ② K			3	0	0	0	0	1	0
31 Jonny Gomes, R (1, 9) OBP: 0.379, SLG: 0.584		C FF 95 B SL 83 F CH 82 S FF 96 1-3 ② K			B FF 94 F FF 92 B CH 83 F FF 95 F FF 96 F FF 95 F SL 82 B FF 95 3-3 ① K		B SL 82 T CH 82 B FF 95 C SL 82 B FF 95 X CH 84 3-2 ③ G1-3			3	0	0	0	0	2	0
28 Edwin Encarnación, R (1, 5) OBP: 0.329, SLG: 0.375		B FF 96 F FF 96 X CH 82 1-1 ③ P3			S FF 95 C FF 96 B FF 95 B FF 95 F CH 84 F FF 97 F SL 82 X FF 96 2-2 ② F8			C SI 93 X FF 92 0-1 ① F9		3	0	0	0	0	0	0
2 Alex Gonzalez, R (1, 6) OBP: 0.250, SLG: 0.284			B FF 94 X FF 93 1-0 ① P3		B FF 95 C CH 84 F CH 83 X FF 96 1-2 ③ L8			C SI 93 B SI 93 F CH 88 B SI 94 F FF 92 F SL 86 F SL 86 F FF 93 B FF 88 4-2 B SL 83 BB		2	0	0	0	1	0	0
30 Craig Tatum, R (1, 2) OBP: 0.211, SLG: 0.063			X FF 94 0-0 ② P4			C FF 95 F FF 94 B FF 94 B FF 94 B CH 86 B FF 95 4-2 3 39 G4-3 SH3-4 BB		B SI 92 X SI 93 1-0 ② L9		2	0	0	0	1	0	1
39 Aaron Harang, R (1, 1) OBP: 0.184, SLG: 0.270 37 Josh Roenicke, R (8, 1) 17 Laynce Nix, L (8, PH) OBP: 0.294, SLG: 0.458 46 Carlos Fisher, R (9, 1)			B FF 96 C FF 94 F FF 95 F FF 94 S SL 80 1-3 ③ K			X FF 92 0-0 ① SH3-4 1-2		F SI 92 D CH 87 D FF 88 B SI 92 F SI 92 X SI 92 3-2 ③ F7		1 0 1 0	0 0 0 0	0 0 0 0	0 0 0 0	1 0 0 0	0 0 0 0	0 0 1 0
Inning Stats	R: 0 E: 0 K: 0 S: 7 H: 0 LOB: 0 BB: 0 P: 11	R: 0 E: 0 K: 1 S: 6 H: 0 LOB: 0 BB: 0 P: 9	R: 0 E: 0 K: 1 S: 6 H: 0 LOB: 0 BB: 0 P: 8	R: 1 E: 0 K: 0 S: 8 H: 1 LOB: 0 BB: 0 P: 12	R: 0 E: 0 K: 1 S: 16 H: 0 LOB: 0 BB: 0 P: 22	R: 0 E: 0 K: 0 S: 5 H: 0 LOB: 1 BB: 1 P: 10	R: 0 E: 0 K: 1 S: 9 H: 0 LOB: 0 BB: 0 P: 14	R: 0 E: 0 K: 0 S: 12 H: 0 LOB: 1 BB: 1 P: 20	R: 0 E: 0 K: 0 S: 7 H: 0 LOB: 0 BB: 0 P: 9	1B: 0 2B: 0 3B: 0 HR: 1	SF: 0 SAC: 1 DP: 0 HBP: 0			WP: 0 PB: 0 SB: 0 CS: 0	PA: 30		

PITCHER	IP	WLS	BF	H	R	ER	SO	BB	IBB	HBP	BLK	WP	HR	S	P	ERA	WHIP
38 Mat Latos, R (1, 1) ERA: 2.7	7.0	W	23	1	1	1	4	1	0	0	0	0	1	57	86	1.29	0.286
40 Greg Burke, R (8, 1) ERA: 3.9	1.0		4	0	0	0	0	1	0	0	0	0	0	12	20	0.00	1.000
56 Mike Ekstrom, R (9, 1) ERA: 4.7	1.0		3	0	0	0	0	0	0	0	0	0	0	7	9	0.00	0.000

PITCHER	IP	WLS	BF	H	R	ER	SO	BB	IBB	HBP	BLK	WP	HR	S	P	ERA	WHIP

BOTTOM

San Diego Padres @ Cincinnati Reds

Great American Ball Park, Cincinnati, OH

Wed Jul 29 2009, 7:10 PM EDT

Att. 17,201 - Partly Cloudy - 76 F

livebaseballscorecards.com

AB	27
R	1
H	1
RBI	1
BB	2
SO	4
LOB	4

Batter	1	2	3	4	5	6	7	8	9	AB	R	H	RBI	BB	SO	LOB
1 Everth Cabrera, S (1, 6) OBP: 0.341, SLG: 0.391	C FF 93 F FF 93 S SL 87 0-3 ① K	B X 1-0 ③ F8		F SI 93 B SL 86 X FF 92 1-1 ③ G3		C B X 1-1 ① L9	B SL 84 F FF 92 F FF 94 C SL 84 1-3 ③ K			5	0	0	0	0	2	5
15 Luis Antonio Rodriguez, S (3, 4) OBP: 0.328, SLG: 0.288	B FF 93 B FF 92 C FF 92 C FF 92 F FF 94 B FF 92 B SL 86 4-2 23 2B 5 SF9 BB		C FF 89 B SL 81 B SL 80 F FF 93 X SL 85 2-2 ① G4-3		F FF 89 B FF 94 B FF 93 X SL 85 2-1 5 FC5-4 1B	B SI 92 B SI 91 X SI 91 2-0 5 FC6-4 1B 1-2		X SI 82 0-0 ① G5-3		4	1	2	0	1	0	0
23 Adrián González, L (1, 3) OBP: 0.394, SLG: 0.535	B FF 91 X FF 92 1-0 1-3 2B		C SI 92 X CH 83 0-1 ② F8		B SL 85 B SI 91 B SL 85 C SI 92 X SI 94 3-1 ① L7	B SL 84 F FF 93 S FF 95 B FC 94 S 2-3 ② K		C FF 79 B SI 85 B SL 76 S SL 77 B SC 66 F SC 68 B SI 85 4-2 5 G6-4-3 BB		4	0	1	0	1	1	3
5 Kevin Kouzmanoff, R (1, 5) OBP: 0.281, SLG: 0.414	F SL 86 F SL 86 B FF 94 D SL 86 X SL 86 2-2 ② SF9 3-H		B FF 91 F FF 92 B SL 85 B FF 91 F SL 85 B SL 87 4-2 7 1B BB		B F SL 87 C B X 2-2 ② FC5-4 7 2B 1-2f	B F FF 92 X SL 87 1-1 ③ FC6-4 1-2f		C SL 74 X SC 67 0-1 ②③ G6-4-3 1-2f		3	1	0	1	1	0	4
7 Chase Headley, S (1, 7) OBP: 0.317, SLG: 0.377	X FF 91 0-0 ③ F8		C FF 92 X CH 83 0-1 1-2 1B		B S FF 94 B SI 93 C SL 85 F FF 95 X 2-2 1-H 25 HR 2B		B FC 91 F SI 92 B SI 92 B SL 86 B FC 94 4-1 8 BB 25 1B BB		B FF 92 B FF 92 B FF 92 B FF 92 4-0 BB	3	2	2	1	2	0	1
8 Kyle Blanks, R (1, 9) OBP: 0.340, SLG: 0.427		F FF 91 X FF 90 0-1 25 1B 28 G4-3 1B	B SL 87 2 SAFE C FF 94 F SI 94 D SL 87 F FF 94 D SL 88 S FF 94 3-3 ③ K		H FF 95 1-0 25 HR HBP		B FC 91 B SL 85 B FF 94 B FC 94 4-0 46 WP 25 1B 1-2 BB		C SL 88 B SL 88 X SL 88 1-1 ① F9	3	2	1	0	1	1	3
25 Will Venable, L (1, 8) OBP: 0.306, SLG: 0.357		B FF 91 F SL 84 1 SAFE X SL 83 1-1 28 G4-3 1-3 1B	F B X 1-1 1B	B F B X 2-1 1-H 2-H HR		B SL 84 S FF 93 B FC 94 F SL 84 X SL 85 2-2 46 WP 1-2 2-H 1B		S CH 85 B FF 95 F CH 86 X FF 96 1-2 ② F8		5	1	4	4	0	0	1
28 Henry Blanco, R (1, 2) OBP: 0.282, SLG: 0.347		B FF 92 F FF 92 D SL 86 F FF 94 X SL 87 2-2 ①② G4-3 1-2f 3-H	F SL 91 B FF 91 B SI 92 B SL 86 X FF 94 3-1 ① P4	X FF 91 0-0 ③ F7		S SI 93 B SL 85 C FF 94 B SL 85 B FF 96 S FC 95 3-3 ① K		S SL 88 S SL 88 S SL 89 0-3 ③ K		5	0	0	0	0	2	5
46 Tim Stauffer, R (1, 1) OBP: 0.333, SLG: 0.250 54 Joe Thatcher, L (8, 1) 56 Mike Ekstrom, R (9, 1)		C FF 91 F FF 90 X SL 83 0-2 1B	L FF 91 L FF 91 B FF 92 L FF 93 1-3 ② K		H 1-0 15 1B HBP	B FF 92 F FC 93 B SL 84 B FC 93 S FF 93 T FF 93 3-2 ② K 1-2 2-3				3 0 0	0 0 0	1 0 0	0 0 0	0 0 0	2 0 0	3 0 0
Inning Stats	R: 1 E: 0 K: 1 S: 11 H: 1 LOB: 1 BB: 1 P: 18	R: 1 E: 0 K: 0 S: 11 H: 3 LOB: 1 BB: 0 P: 15	R: 0 E: 0 K: 1 S: 13 H: 1 LOB: 2 BB: 1 P: 22	R: 0 E: 0 K: 1 S: 9 H: 1 LOB: 1 BB: 0 P: 15	R: 4 E: 0 K: 0 S: 14 H: 3 LOB: 0 BB: 0 P: 26	R: 0 E: 0 K: 1 S: 8 H: 1 LOB: 2 BB: 0 P: 15	R: 1 E: 0 K: 3 S: 13 H: 1 LOB: 2 BB: 2 P: 30	R: 0 E: 0 K: 0 S: 6 H: 0 LOB: 0 BB: 1 P: 10	R: 0 E: 0 K: 1 S: 8 H: 0 LOB: 1 BB: 1 P: 14	1B: 8 2B: 2 3B: 0 HR: 1	SF: 1 SAC: 0 DP: 2 HBP: 2			WP: 1 PB: 0 SB: 0 CS: 0	PA: 44		

PITCHER		IP	WLS	BF	H	R	ER	SO	BB	IBB	HBP	BLK	WP	HR	S	P	ERA	WHIP
47 Johnny Cueto, R ERA: 4.06	(1, 1)	5.0	L	26	9	6	6	3	2	0	1	0	0	1	58	96	10.80	2.200
46 Carlos Fisher, R ERA: 2.67	(6, 1)	2.0		11	2	1	1	4	2	0	1	0	1	0	21	45	4.50	2.000
52 Daniel Herrera, L ERA: 2.81	(8, 1)	1.0		3	0	0	0	0	1	0	0	0	0	0	6	10	0.00	1.000
48 Francisco Cordero, R ERA: 1.79	(9, 1)	1.0		4	0	0	0	1	1	0	0	0	0	0	8	14	0.00	1.000

PITCHER	IP	WLS	BF	H	R	ER	SO	BB	IBB	HBP	BLK	WP	HR	S	P	ERA	WHIP

TOP

San Diego Padres @ Cincinnati Reds

Great American Ball Park, Cincinnati, OH

Thu Jul 30 2009, 12:35 PM EDT
Att. 19,177 - Overcast - 78 F

livebaseballscorecards.com

AB	35
R	7
H	11
RBI	6
BB	6
SO	8
LOB	25

BOTTOM

San Diego Padres @ Cincinnati Reds

Great American Ball Park, Cincinnati, OH

Thu Jul 30 2009, 12:35 PM EDT

Att. 19,177 - Overcast - 78 F

livebaseballscorecards.com

Batter	1	2	3	4	5	6	7	8	9	AB	R	H	RBI	BB	SO	LOB
Jerry Hairston, R (1, 8) OBP: 0.305, SLG: 0.397	B FF 90 B FF 90 C FF 92 F FF 91 F FF 92 F CU 78 F FF 92 X FF 92 2-2 ① F9		C FF 92 X FF 92 0-1 1B		C D X 1-1 2 G5-3 1B 1-2		B CU 74 B FF 90 B FF 87 C FF 87 X FF 89 3-1 ③ F7		C FF 93 S SL 85 B SL 88 F FF 93 B SL 85 B FF 94 X FF 92 3-2 ③ G5-3	5	0	2	0	0	0	1
2 Alex Gonzalez, R (1, 6) OBP: 0.247, SLG: 0.280 46 Carlos Fisher, R (6, 1) 7 Paul Janish, R (8, 6) OBP: 0.312, SLG: 0.277	C FF 92 B CU 78 C FF 91 S FF 92 1-3 ② K		F FF 88 B CU 77 B FF 89 X FF 90 2-1 ③ L9		F X 0-1 ② G5-3 1-2 2-3			C FF 89 C SL 78 B FF 89 F SL 78 S FF 89 1-3 ① K		3 0 1	0 0 0	0 0 0	0 0 0	0 0 1	1 0 0	3 0 0
19 Joey Votto, L (1, 3) OBP: 0.416, SLG: 0.595	B CH 83 X CH 83 1-0 ③ L7			X CU 76 0-0 4 2B 2B	B F D X 2-1 ③ F7			B SL 76 S FF 89 X FF 88 1-1 ② L8		4	1	1	0	0	0	2
4 Brandon Phillips, R (1, 4) OBP: 0.327, SLG: 0.456		B FF 91 B FF 91 C FF 91 X SL 87 2-1 S 1B		B FF 88 B FF 88 X FF 88 2-0 G5-4-3 2-H 2B		B FF 88 X FF 88 1-0 ① F8		B FF 88 C FF 88 X FF 88 1-1 ③ P3		4	0	2	1	0	0	0
31 Jonny Gomes, R (1, 9) OBP: 0.376, SLG: 0.570		B SL 86 B SL 87 F SL 86 C FF 91 1 SAFE C FF 92 2-3 ① K		F CU 76 D SI 90 B FF 91 B FF 88 B SL 86 4-1 G5-4-3 BB		B FF 89 B SL 85 F FF 88 F FF 90 S FF 91 2-3 ② K			X FF 92 0-0 ① G4-3	3	0	0	0	1	2	1
Edwin Encarnación, R (1, 5) OBP: 0.333, SLG: 0.374		C FF 91 C SI 90 B FF 92 B FF 92 F CU 78 B FF 93 B FF 92 4-2 17 G4-6-3 1-2 BB		B FF 89 B SI 88 F SI 88 S X 2-2 ①② G5-4-3 1-2f 2-3		B FF 91 F FF 89 F FF 90 X CU 76 1-2 ③ F8			C FF 92 X FF 93 0-1 17 BB 23 HR 1B	3	1	1	0	1	0	2
17 Laynce Nix, L (1, 7) OBP: 0.294, SLG: 0.451		C CU 76 C FF 91 F FF 91 X CU 77 0-2 ②③ G4-6-3 1-2f		F FF 91 B FF 91 X CU 77 1-1 ③ G4-3			B CU 74 B FF 90 X FF 88 2-0 ① P5		B FF 92 B FF 92 B FF 92 B FF 92 4-0 23 HR 1-2 BB	3	1	0	0	1	0	3
30 Craig Tatum, R (1, 2) OBP: 0.261, SLG: 0.150			C FF 88 B CU 76 B FF 89 B FF 90 X FF 90 3-1 ① P6		X 0-0 2 G5-3 1B 1B		C CU 75 F FF 89 X FF 89 0-2 1B		C FF 92 D SL 85 C SL 84 B FF 93 C FF 92 2-3 ② K	4	0	2	0	0	1	2
47 Johnny Cueto, R (1, 1) OBP: 0.189, SLG: 0.118 15 Drew Sutton, S (5, PH) (6, 6) OBP: 0.091, SLG: 0.182 52 Daniel Herrera, L (8, 1) 48 Francisco Cordero, R (9, 1) 23 Adam Rosales, R (9, PH) OBP: 0.283, SLG: 0.315			C FF 90 L FF 91 T CU 78 0-2 ② K		C C B D X 2-2 ① F7		B CH 81 X FF 89 1-0 ② P5		F SI 94 F FF 93 B SL 86 B SL 86 X FF 93 2-2 1-H 2-H HR	1 2 0 0 1	0 0 0 0 1	0 0 0 0 1	0 0 0 0 3	0 0 0 0 0	1 0 0 0 0	0 2 0 0 0
Inning Stats	R: 0 E: 0 K: 1 S: 10 H: 0 LOB: 0 BB: 0 P: 14	R: 0 E: 0 K: 1 S: 12 H: 1 LOB: 1 BB: 1 P: 20	R: 0 E: 0 K: 1 S: 9 H: 1 LOB: 1 BB: 0 P: 14	R: 1 E: 0 K: 0 S: 8 H: 2 LOB: 1 BB: 1 P: 17	R: 0 E: 0 K: 0 S: 10 H: 2 LOB: 2 BB: 0 P: 15	R: 0 E: 0 K: 1 S: 7 H: 0 LOB: 0 BB: 0 P: 11	R: 0 E: 0 K: 0 S: 7 H: 1 LOB: 1 BB: 0 P: 13	R: 0 E: 0 K: 1 S: 8 H: 0 LOB: 0 BB: 0 P: 11	R: 3 E: 0 K: 1 S: 13 H: 2 LOB: 0 BB: 1 P: 24	1B: 6 2B: 2 3B: 0 HR: 1 SF: 0 SAC: 0 DP: 2 HBP: 0						WP: 0 PB: 0 SB: 1 CS: 0 PA: 37

	AB	34
	R	4
	H	9
	RBI	4
	BB	3
	SO	6
	LOB	16

PITCHER		IP	WLS	BF	H	R	ER	SO	BB	IBB	HBP	BLK	WP	HR	S	P	ERA	WHIP
46 Tim Stauffer, R ERA: 2.57	(1, 1)	7.0	W	28	7	1	1	4	2	0	0	0	0	0	63	104	1.29	1.286
54 Joe Thatcher, L ERA: 3.52	(8, 1)	1.0		3	0	0	0	1	0	0	0	0	0	0	8	11	0.00	0.000
56 Mike Ekstrom, R ERA: 6.06	(9, 1)	1.0		6	2	3	3	1	1	0	0	0	0	1	13	24	27.00	3.000

PITCHER	IP	WLS	BF	H	R	ER	SO	BB	IBB	HBP	BLK	WP	HR	S	P	ERA	WHIP

Batter	1	2	3	4	5	6	7	8	9	AB	R	H	RBI	BB	SO	LOB
7 Seth Smith, L (1, 7) OBP: 0.397, SLG: 0.487	C FC 86 F CU 71 B CU 72 B CH 80 B FF 85 F FC 86 X FF 86 3-2 E8 17 1B 11 FC3-6 1B	C FC 86 X CU 71 0-1 ② G3 1-3		C FF 85 F CU 71 B FF 88 X CU 74 1-2 ① F8		F FF 97 B FF 96 B FS 90 F FS 90 B SL 82 F FS 89 B FF 96 4-2 1-2 BB		B SI 91 C FF 90 X CH 85 1-1 ② G4-3		4	1	1	0	1	0	1
24 Dexter Fowler, S (8, 8) OBP: 0.355, SLG: 0.382										0	0	0	0	0	0	0
12 Clint Barmes, R (1, 4) OBP: 0.303, SLG: 0.458	C SL 79 F FC 86 B CU 71 B SI 88 B FC 87 F SL 79 F FF 86 F FF 88 B FC 85 4-2 11 FC3-6 17 1B 2 2B BB	B FF 88 B FC 82 C FC 81 F FF 88 B FC 86 X CH 81 3-2 ③ F7		X SL 80 0-0 ② F7		C FC 91 S FC 92 X FC 91 0-2 ② P3		C SI 90 B SI 91 F FC 90 F SI 90 B SL 85 F SL 85 X FC 91 2-2 ③ P5		4	1	0	0	1	0	3
17 Todd Helton, L (1, 3) OBP: 0.405, SLG: 0.510	B FF 86 B CH 80 X FC 87 2-0 11 FC3-6 1-2 2-3 1B		B CH 80 X CH 82 1-0 ① G4-3	B FF 88 B FC 83 B FF 87 C FF 86 C FC 86 B FF 87 4-2 11 FC6 BB		B FS 90 X FS 90 1-0 ③ F7			B FF 93 B FF 93 F FF 92 B SL 84 B FF 94 4-1 2 CS BB	3	0	1	0	2	0	2
11 Brad Hawpe, L (1, 9) OBP: 0.395, SLG: 0.548	S FC 86 B CU 72 X CH 82 1-1 ① FC3-6 2 2B 9 FC5-2-5-1 1-2f 2-3 3-H		S CU 72 B FF 88 B CH 81 F CH 81 B FF 87 B FF 88 4-2 9 BB 2 BB 20 SF7 BB	C FC 87 X CH 82 0-1 ③ FC6 1-2f		S FF 96 B FS 91 F FF 97 S SL 84 1-3 ① K			S FF 92 B FF 94 C FF 94 S FF 94 1-3 ① K	4	1	0	1	1	2	4
2 Troy Tulowitzki, R (1, 6) OBP: 0.356, SLG: 0.514	C FF 88 S FF 83 X FF 83 0-2 9 FC5-2-5-1 1-3 3-H 2B		B FC 85 B FF 89 B FF 88 C FF 88 F CH 82 B SI 88 4-2 20 SF7 9 BB 1-2 BB	C FF 86 F FF 86 B FC 86 B FF 87 X FF 86 3-2 ① F7		B FF 94 C FC 92 C SL 83 B FF 97 X FF 94 2-2 ② F9			D FF 93 B FF 94 C FF 94 S F S 2-3 ②③ K 1-2	4	0	1	1	1	1	1
9 Ian Stewart, L (1, 5) OBP: 0.317, SLG: 0.475	D SI 88 X CH 81 1-0 ② FC5-2-5-1 2-3 3-H		B FC 85 B CH 80 B CH 80 C FF 86 B FC 82 4-1 20 SF7 1-2 2-3 BB	X FF 87 0-0 ② F8		F FF 96 B FS 91 B FS 89 S FF 97 S SL 83 2-3 ③ K				3	0	0	0	1	1	2
20 Chris Iannetta, R (1, 2) OBP: 0.339, SLG: 0.453	B SL 81 S SL 80 X FC 83 1-1 ③ G1-4-3		C FF 88 F FC 83 F FF 87 B FF 84 B CH 81 F FC 82 X FF 82 2-2 ② SF7 1-2 2-3 3-H	B SL 80 X FF 86 1-0 ③ F9				F FF 90 S SL 85 B FF 91 B FC 91 F SL 85 B FF 91 X SL 84 3-2 HR		3	1	1	2	0	0	2
5 Carlos González, L (1, 8) OBP: 0.308, SLG: 0.406 (8, 7)		B FC 86 C SL 78 X FC 87 1-1 7 G3 7 S 1B	I IN 71 I IN 71 I IN 72 I IN 72 4-0 IBB			C FF 95 F FS 90 B FF 96 X FS 90 1-2 ① G3		X CH 86 0-0 HR		3	1	2	1	1	0	0
28 Aaron Cook, R (1, 1) OBP: 0.205, SLG: 0.154 56 Franklin Morales, L (7, 1) OBP: 0.500, SLG: 0.500 27 Garrett Atkins, R (8, PH) OBP: 0.303, SLG: 0.326 63 Rafael Betancourt, R (8, 1) 16 Huston Street, R (9, 1)		B FF 87 1 SAFE L FF 86 1 SAFE X FF 85 1-1 ① F8	X FF 86 0-0 ③ L5			B FF 95 B FF 94 B FF 95 B FF 95 4-0 7 BB BB		C FF 90 B SL 85 F FF 90 S FC 90 1-3 ① K		2 0 1 0 0	0 0 0 0 0	0 0 0 0 0	0 0 0 0 0	1 0 0 0 0	0 0 1 0 0	4 0 0 0 0
Inning Stats	R: 2 E: 1 K: 0 S: 18 H: 3 LOB: 2 BB: 1 P: 30	R: 0 E: 0 K: 0 S: 9 H: 1 LOB: 1 BB: 0 P: 14	R: 1 E: 0 K: 0 S: 12 H: 0 LOB: 3 BB: 4 P: 31	R: 0 E: 0 K: 0 S: 8 H: 0 LOB: 1 BB: 1 P: 13	R: 0 E: 0 K: 0 S: 5 H: 0 LOB: 0 BB: 0 P: 9	R: 0 E: 0 K: 0 S: 10 H: 0 LOB: 2 BB: 2 P: 20	R: 0 E: 0 K: 2 S: 9 H: 0 LOB: 0 BB: 0 P: 14	R: 2 E: 0 K: 1 S: 15 H: 2 LOB: 0 BB: 0 P: 22	R: 0 E: 0 K: 2 S: 8 H: 0 LOB: 0 BB: 1 P: 15	1B: 3 2B: 1 3B: 0 HR: 2 SF: 1 SAC: 0 DP: 0 HBP: 0						

PITCHER		IP	WLS	BF	H	R	ER	SO	BB	IBB	HBP	BLK	WP	HR	S	P	ERA	WHIP
62 Justin Lehr, R ERA: 5.4	(1, 1)	5.0		25	4	3	3	0	5	1	0	0	0	0	52	97	5.40	1.800
40 Nick Masset, R ERA: 2.4	(6, 1)	2.0		8	0	0	0	2	2	0	0	0	0	0	19	34	0.00	1.000
25 David Weathers, R ERA: 3.47	(8, 1)	1.0	L	5	2	2	2	1	0	0	0	0	0	2	15	22	18.00	2.000
53 Arthur Rhodes, L ERA: 2.02	(9, 1)	1.0		3	0	0	0	2	1	0	0	0	0	0	8	15	0.00	1.000

PITCHER	IP	WLS	BF	H	R	ER	SO	BB	IBB	HBP	BLK	WP	HR	S	P	ERA	WHIP

TOP

Colorado Rockies @ Cincinnati Reds

Great American Ball Park, Cincinnati, OH

Fri Jul 31 2009, 7:10 PM EDT
Att. 22,130 - Partly Cloudy - 79 F

livebaseballscorecards.com

AB	31
R	5
H	6
RBI	5
BB	9
SO	5
LOB	19

Batter	1	2	3	4	5	6	7	8	9	AB	R	H	RBI	BB	SO	LOB
15 Drew Sutton, S (1, 7) OBP: 0.133, SLG: 0.143	B SI 88 X SI 89 1-0 G4-3 ①		B SI 89 F SI 89 S CU 75 B SI 92 X SI 86 2-2 G4-3 ②		B SI 90 F SI 90 B FF 84 S SI 91 B SI 91 S SI 90 3-3 K ③		B SI 90 F SI 91 B SI 84 B SI 91 F SI 90 B SI 91 4-2 23 1B BB			3	0	0	0	1	1	0
23 Adam Rosales, R (1, 5) OBP: 0.288, SLG: 0.315	B SI 89 S SI 89 S SL 86 B SI 91 B SL 86 F SI 89 S SI 89 3-3 K ②		B SL 84 S SI 89 B CU 75 B SI 90 B SI 90 4-1 BB			C SL 84 F SL 83 B SL 86 B SI 89 S SI 91 2-3 K ①	B SI 91 D SI 90 1 SAFE F SI 90 B SI 90 C SI 91 F SI 90 X SI 91 3-2 1-2 1B			3	0	1	0	1	2	0
19 Joey Votto, L (1, 3) OBP: 0.414, SLG: 0.602	B SI 92 F SI 92 F FF 88 B FF 91 X SI 90 2-2 G4-3 ③		B SI 89 X SI 89 1-0 G4-3 ③			B SI 91 B CU 74 F SI 90 X SI 91 2-1 HR	B CU 74 C FF 96 D CU 75 S FF 96 F FF 95 X CU 76 2-2 F8 ③			4	1	1	1	0	0	3
4 Brandon Phillips, R (1, 4) OBP: 0.332, SLG: 0.468		B SL 86 C SI 90 X SI 90 1-1 17 FC3-6 31 1B 2 SF8 1B		B CU 73 S SI 89 X SL 85 1-1 1B		C SI 91 B SL 84 X SI 90 1-1 HR		C FF 94 S SL 82 S SL 83 0-3 K ①		4	2	3	1	0	1	0
31 Jonny Gomes, R (1, 9) OBP: 0.373, SLG: 0.561		B SI 90 B SI 90 1 SAFE X SI 91 2-0 17 FC3-6 1-2 1B		1 SAFE B SI 90 X SI 90 1-0 F7 ①		B SI 90 C SL 86 B SL 83 X SI 91 2-1 G5-3 ②		F FF 93 X SL 84 0-1 F7 ②		4	0	1	0	0	0	1
17 Laynce Nix, L (1, 8) OBP: 0.293, SLG: 0.447		X SI 92 0-0 FC3-6 ① 1-2f 2-3		1 SAFE B FF 92 C SI 91 X FF 89 1-1 F8 ②		X SL 83 0-0 1B		B CH 88 B FF 93 C FF 92 F FF 93 S FC 92 2-3 K ③		4	0	1	0	0	1	3
2 Alex Gonzalez, R (1, 6) OBP: 0.242, SLG: 0.276		X SI 90 0-0 SF8 ② 3-H		B SI 91 F SI 90 F SI 88 X SL 78 1-2 F7 ③		B SI 90 C SI 89 F SI 87 F SL 81 1 SAFE X SL 84 1-2 L7 ③			B SI 92 F SI 93 B SL 86 B SL 85 X SI 93 3-1 F9 ①	3	0	0	1	0	0	2
29 Ryan Hanigan, R (1, 2) OBP: 0.405, SLG: 0.375		B SI 90 B SI 90 C SI 91 X SI 91 2-1 G1-3 ③			L SI 88 F CU 77 B SI 90 S SL 85 1-3 K ①		C SI 88 B SL 88 B SL 83 B SI 90 C SI 89 X SI 89 3-2 L1-3 ①		C SI 93 C SI 94 B SL 86 B SL 85 B SI 94 X SL 86 3-2 P5 ②	4	0	0	0	0	1	1
62 Justin Lehr, R (1, 1) 40 Nick Masset, R (6, 1) 25 Wladimir Balentien, R (7, PH) OBP: 0.269, SLG: 0.353 25 David Weathers, R (8, 1) 53 Arthur Rhodes, L (9, 1) 7 Paul Janish, R (9, PH) OBP: 0.309, SLG: 0.274			B SI 89 C SI 89 X SI 89 1-1 G5-3 ①		F SI 89 X SI 90 0-1 G4-3 ②		C SI 90 B SL 86 B FF 92 F SI 90 B SI 91 X SI 92 3-2 G6-3 ②		B SI 93 L SI 93 F SI 92 S SL 85 1-3 K ③	2 0 1 0 0 0 1	0 0 0 0 0 0 0	0 0 0 0 0 0 0	0 0 0 0 0 0 0	0 0 0 0 0 0 0	0 0 0 0 0 0 1	0 0 0 0 0 0 0
Inning Stats	R: 0 E: 0 K: 1 S: 8 H: 0 LOB: 0 BB: 0 P: 14	R: 1 E: 0 K: 0 S: 7 H: 2 LOB: 1 BB: 0 P: 12	R: 0 E: 0 K: 0 S: 7 H: 0 LOB: 1 BB: 1 P: 15	R: 0 E: 0 K: 0 S: 8 H: 1 LOB: 1 BB: 0 P: 12	R: 0 E: 0 K: 2 S: 8 H: 0 LOB: 0 BB: 0 P: 12	R: 2 E: 0 K: 1 S: 14 H: 3 LOB: 1 BB: 0 P: 22	R: 0 E: 0 K: 0 S: 16 H: 1 LOB: 2 BB: 1 P: 31	R: 0 E: 0 K: 2 S: 8 H: 0 LOB: 0 BB: 0 P: 10	R: 0 E: 0 K: 1 S: 8 H: 0 LOB: 0 BB: 0 P: 15	1B: 5 2B: 0 3B: 0 HR: 2 SF: 1 SAC: 0 DP: 0 HBP: 0						

PITCHER		IP	WLS	BF	H	R	ER	SO	BB	IBB	HBP	BLK	WP	HR	S	P	ERA	WHIP
28 Aaron Cook, R ERA: 3.88	(1, 1)	6.2		29	7	3	3	4	2	0	0	0	0	2	64	112	4.05	1.350
56 Franklin Morales, L ERA: 2.25	(7, 1)	0.1	W	1	0	0	0	0	0	0	0	0	0	0	4	6	0.00	0.000
63 Rafael Betancourt, R ERA: 3.15	(8, 1)	1.0	H	3	0	0	0	2	0	0	0	0	0	0	8	10	0.00	0.000
16 Huston Street, R ERA: 2.44	(9, 1)	1.0	S	3	0	0	0	1	0	0	0	0	0	0	8	15	0.00	0.000

PITCHER	IP	WLS	BF	H	R	ER	SO	BB	IBB	HBP	BLK	WP	HR	S	P	ERA	WHIP

BOTTOM

Colorado Rockies @ Cincinnati Reds

Great American Ball Park, Cincinnati, OH

Fri Jul 31 2009, 7:10 PM EDT

Att. 22,130 - Partly Cloudy - 79 F

livebaseballscorecards.com

AB	33
R	3
H	7
RBI	3
BB	2
SO	7
LOB	10

REDS

Colorado Rockies @ Cincinnati Reds

Great American Ball Park, Cincinnati, OH

Sat Aug 01 2009, 7:10 PM EDT

Att. 23,452 - Cloudy - 79 F

TOP

livebaseballscorecards.com

Batter	1	2	3	4	5	6	7	8	9	AB	R	H	RBI	BB	SO	LOB
7 Seth Smith, L (1, 7) OBP: 0.393, SLG: 0.495 97 Joe Beimel, L (9, 1)	C FF 95 C FF 97 S SL 88 0-3 ① K		T SL 86 C FF 96 X SL 86 0-2 ③ F8		F FF 94 B CH 88 F SL 87 X SL 86 1-2 HR		C SI 86 S SC 67 B SL 76 B FF 83 B SC 68 S SC 68 3-3 ① K		B FC 84 B SI 91 C FC 95 X SI 93 2-1 ① G4-3 1-3	5 0	1 0	1 0	1 0	0 0	2 0	2 0
12 Clint Barmes, R (1, 4) OBP: 0.302, SLG: 0.454	C FF 98 C FF 97 X KC 80 0-2 ② G5-3			C FF 95 B FF 96 F SL 88 F FF 96 F CH 88 B FF 97 F FF 96 F KC 78 S FF 95 2-3 ① K	S FF 96 X SL 88 0-1 ② F8		C SI 86 S SC 69 H FF 84 1-2 17 L3 HBP		B FF 94 F FF 94 X FF 92 1-1 ② SF8 3-H	3	0	0	1	0	1	0
17 Todd Helton, L (1, 3) OBP: 0.403, SLG: 0.508	B FF 97 B SL 89 C FF 97 B KC 81 X FF 97 3-1 ③ F8			C KC 80 X FF 95 0-1 2 1B 9 1B 2B	B FF 95 C FF 97 X SL 88 1-1 ③ G3-1		C SL 76 1 SAFE F SL 77 F SI 87 1 SAFE F SC 68 X SC 67 0-2 ② ③ L3 1-1		B SI 93 B SI 92 C SI 92 X SI 92 2-1 ③ F8	5	1	1	0	0	0	1
11 Brad Hawpe, L (1, 9) OBP: 0.398, SLG: 0.549		B FF 95 B FF 95 B FF 96 C FF 95 X FF 96 3-1 ① G3		C FF 95 B FF 96 B SL 88 B FF 97 B FF 96 4-1 2 1B 9 1B BB		C KC 77 B FF 96 C FF 94 X FF 97 1-2 2 2B 1B		C SC 67 F SI 86 X SC 68 0-2 9 WP 1B		3	2	2	0	1	0	0
2 Troy Tulowitzki, R (1, 6) OBP: 0.360, SLG: 0.518		C FF 97 B SL 88 F FF 97 B FF 98 B SL 89 B FF 97 4-2 9 K BB		D SL 88 B SL 87 B FF 95 C FF 94 X FF 94 3-1 9 1B 5 SF8 1-2 2-3 1B	L FF 94 B KC 76 1 SAFE F FF 94 B FF 96 B SL 86 X FF 95 3-2 1-H 2B			1 SAFE C SL 82 S FF 94 D SL 87 1 SAFE C SL 84 1-3 ① K		3	1	2	1	1	1	1
9 Ian Stewart, L (1, 5) OBP: 0.316, SLG: 0.472		1 SAFE D FF 97 B FF 95 1 SAFE C FF 96 S KC 76 1 SAFE S CH 90 2-3 ② ③ K 1-2		C FF 96 S CH 88 F FF 96 B FF 96 F FF 98 D FF 90 X CH 88 2-2 1-3 2-H 3-H 1B	B KC 74 F FF 93 X FF 94 1-1 ① P4			B FF 93 D SL 86 S SI 92 F SI 93 B FC 94 F SL 83 S SI 93 3-3 ② K 1-2		4	0	1	2	0	2	3
5 Carlos González, L (1, 8) OBP: 0.314, SLG: 0.407 (9, 7)			B FF 94 C FF 96 X CH 88 1-1 38 SH2-4 1B	B FF 95 D FF 96 F FF 95 F FF 94 B SL 84 X FF 95 3-2 ② SF8 3-H		C FF 82 S SL 75 S SC 67 0-3 ② K		I IN 61 I IN 61 I IN 67 I IN 64 4-0 IBB		2	0	1	1	1	1	1
8 Yorvit Torrealba, R (1, 2) OBP: 0.316, SLG: 0.353			1 SAFE B FF 95 F FF 95 1 SAFE C FF 96 X SL 87 1-2 ① F9	T SL 86 C FF 95 1 SAFE S FF 95 0-3 ③ K		I IN 71 I SC 71 I IN 71 I SC 70 4-0 IBB		X FF 92 0-0 ③ P3		3	0	0	0	1	1	4
38 Ubaldo Jiménez, R (1, 1) OBP: 0.317, SLG: 0.243 24 Dexter Fowler, S (9, PH) OBP: 0.357, SLG: 0.382 (9, 8)			X FF 92 0-0 ② SH2-4 1-2		C FF 92 S SL 85 X FF 93 0-2 ① G4-3	B CH 76 X SL 73 1-0 ③ F7			B SL 82 F SI 92 B SL 81 S SI 92 B SI 95 B SI 91 4-2 7 G4-3 7 WP 12 SF8 BB	2 0	0 1	0 0	0 0	0 1	0 0	2 0

	AB	30
	R	6
	H	8
	RBI	6
	BB	5
	SO	8
	LOB	14

Inning Stats																												
	R: 0	H: 0		R: 0	H: 0		R: 0	H: 1		R: 3	H: 3		R: 1	H: 1		R: 1	H: 2		R: 0	H: 0		R: 0	H: 1		R: 1	H: 0		1B: 5	SF: 2	WP: 2	PA: 39
	E: 0	LOB: 0		E: 0	LOB: 0		E: 0	LOB: 1		E: 0	LOB: 1		E: 0	LOB: 0		E: 0	LOB: 2		E: 0	LOB: 0		E: 0	LOB: 2		E: 0	LOB: 0		2B: 3	SAC: 1	PB: 0	
	K: 1	BB: 0		K: 1	BB: 1		K: 0	BB: 0		K: 2	BB: 1		K: 0	BB: 0		K: 1	BB: 1		K: 0	BB: 0		K: 2	BB: 1		K: 0	BB: 1		3B: 0	DP: 1	SB: 0	
	S: 8	P: 11		S: 7	P: 16		S: 9	P: 11		S: 23	P: 37		S: 10	P: 12		S: 12	P: 22		S: 10	P: 14		S: 11	P: 19		S: 8	P: 17		HR: 1	HBP: 1	CS: 0	

PITCHER		IP	WLS	BF	H	R	ER	SO	BB	IBB	HBP	BLK	WP	HR	S	P	ERA	WHIP
34 Homer Bailey, R ERA: 7.06	(1, 1)	5.1	L	24	7	5	5	4	2	0	0	0	0	1	65	100	8.44	1.688
52 Daniel Herrera, L ERA: 2.7	(6, 1)	1.2		7	1	0	0	2	0	1	1	0	0	0	17	26	0.00	0.600
46 Carlos Fisher, R ERA: 2.78	(8, 1)	2.0		8	0	1	1	2	1	1	0	0	2	0	16	33	4.50	0.500

PITCHER	IP	WLS	BF	H	R	ER	SO	BB	IBB	HBP	BLK	WP	HR	S	P	ERA	WHIP

Colorado Rockies @ Cincinnati Reds

Great American Ball Park, Cincinnati, OH

Sat Aug 01 2009, 7:10 PM EDT
Att. 23,452 - Cloudy - 79 F

BOTTOM

Batter	1	2	3	4	5	6	7	8	9	AB	R	H	RBI	BB	SO	LOB
15 Drew Sutton, S (1, 7) OBP: 0.158, SLG: 0.222	B FF 96 C FF 97 B SI 94 X FF 96 2-1 2 SH1-4 19 G4-3 2B		B FF 98 B CH 87 S FF 98 F FF 99 C 2-3 K ②			F CH 82 S CH 88 X CH 88 0-2 F9 ①		B FF 97 C FF 97 B FF 98 C FF 96 S FF 97 2-3 K ②		4	1	1	0	0	2	1
2 Alex Gonzalez, R (1, 6) OBP: 0.239, SLG: 0.272	B FF 97 X FF 96 1-0 SH1-4 ① 2-3		F SL 85 X CU 79 0-1 P4 ③			C FF 97 X CU 81 0-1 P6 ②		B CU 80 B SI 98 F FF 97 F FF 98 X FF 99 2-2 P3 ③		3	0	0	0	0	0	1
19 Joey Votto, L (1, 3) OBP: 0.412, SLG: 0.596	F FF 99 C FF 100 X SL 88 0-2 G4-3 ② 3-H			B CU 76 F SI 99 B FF 98 C SL 90 X CH 90 2-2 G5-3 ①		X CU 80 0-0 1B			L F B F C 1-3 K ①	4	0	1	1	0	1	0
4 Brandon Phillips, R (1, 4) OBP: 0.331, SLG: 0.465	B SL 87 T FF 100 B FF 100 B SL 85 F FF 99 X FF 100 3-2 G6-3 ③			B CU 77 C CU 78 B SI 99 X 2-1 1B		B CU 78 C SL 86 X FF 99 1-1 G5-3 ③			B FF 87 X SI 87 1-0 F7 ②	4	0	1	0	0	0	1
27 Scott Rolen, R (1, 5) OBP: 0.366, SLG: 0.471		C SI 98 C CU 80 B CU 80 F FF 100 B CH 90 X SL 89 2-2 P5 ①		1 SAFE X FF 97 0-0 F8 ②			B CU 78 F FF 99 F SL 86 X FF 100 1-2 G4-3 ①		C SI 86 B SI 87 X SI 86 1-1 G6-3 ③	4	0	0	0	0	0	1
31 Jonny Gomes, R (1, 9) OBP: 0.372, SLG: 0.578		B FF 100 X FF 100 1-0 HR		B SL 87 C SL 88 C FF 99 S SL 83 1-3 K ③			B SL 88 C S F SL 83 S 1-3 K ②			3	1	1	1	0	2	1
17 Laynce Nix, L (1, 8) OBP: 0.289, SLG: 0.441		F FF 99 B FF 100 F CH 87 S FF 100 1-3 K ②			B CU 79 B CH 88 X SI 100 2-0 F7 ①		C FF 99 F SI 100 F FF 92 S CH 89 0-3 K ③			3	0	0	0	0	2	0
29 Ryan Hanigan, R (1, 2) OBP: 0.404, SLG: 0.374		B SL 87 B FF 99 C FF 98 C SL 85 B X 3-2 G3 ③			C SL 86 B SL 89 C SL 87 F FF 100 X CU 81 1-2 G1-3 ②			B SL 82 C FF 97 X FF 98 1-1 1B		3	0	1	0	0	0	0
34 Homer Bailey, R (1, 1) 52 Daniel Herrera, L (6, 1) 46 Carlos Fisher, R (8, 1) 25 Wladimir Balentien, R (8, 9) OBP: 0.267, SLG: 0.350			B FF 95 C FF 96 F SI 96 B CU 77 B FF 98 S FF 97 3-3 K ①		C FF 98 B FF 99 S SI 98 S FF 98 1-3 K ③			C CU 77 C FF 97 B CU 82 X CU 79 1-2 F7 ①		2 0 0 1	0 0 0 0	0 0 0 0	0 0 0 0	0 0 0 0	2 0 0 0	0 0 0 1
Inning Stats	R: 1 H: 1 E: 0 LOB: 0 K: 0 BB: 0 S: 9 P: 15	R: 1 H: 1 E: 0 LOB: 0 K: 1 BB: 0 S: 11 P: 18	R: 0 H: 0 E: 0 LOB: 0 K: 2 BB: 0 S: 8 P: 13	R: 0 H: 1 E: 0 LOB: 1 K: 1 BB: 0 S: 9 P: 14	R: 0 H: 0 E: 0 LOB: 0 K: 1 BB: 0 S: 8 P: 12	R: 0 H: 1 E: 0 LOB: 1 K: 0 BB: 0 S: 8 P: 9	R: 0 H: 0 E: 0 LOB: 0 K: 2 BB: 0 S: 11 P: 13	R: 0 H: 1 E: 0 LOB: 1 K: 1 BB: 0 S: 11 P: 17	R: 0 H: 0 E: 0 LOB: 0 K: 1 BB: 0 S: 7 P: 10	1B: 3 SF: 0 2B: 1 SAC: 1 3B: 0 DP: 0 HR: 1 HBP: 0						WP: 0 PA: 32 PB: 0 SB: 0 CS: 0	

livebaseballscorecards.com

AB	31
R	2
H	5
RBI	2
BB	0
SO	9
LOB	6

PITCHER		IP	WLS	BF	H	R	ER	SO	BB	IBB	HBP	BLK	WP	HR	S	P	ERA	WHIP
38 Ubaldo Jiménez, R ERA: 3.76	(1, 1)	8.0	W	29	5	2	2	8	0	0	0	0	0	1	75	111	2.25	0.625
97 Joe Beimel, L ERA: 3.32	(9, 1)	1.0		3	0	0	0	1	0	0	0	0	0	0	7	10	0.00	0.000

PITCHER	IP	WLS	BF	H	R	ER	SO	BB	IBB	HBP	BLK	WP	HR	S	P	ERA	WHIP

Batter	1	2	3	4	5	6	7	8	9	10	11	AB	R	H	RBI	BB	SO	LOB
7 Seth Smith, L (1, 7) OBP: 0.391, SLG: 0.490	C CH 79 B SI 88 F SL 74 X FF 90 1-2 17 G6-3 12 SH5-3 1B		C CH 81 B SI 84 B FF 90 X CH 81 2-1 ① G6-3		S FC 86 B FC 85 X SI 85 1-1 ② G3-1 2-3		C CU 71 X FF 88 0-1 ① P2		C FF 95 B FF 88 S SL 90 F FF 97 B FF 90 B FF 97 F FF 96 F SL 91 C FF 96 3-3 ① K		B FF 97 X 1-0 27 1B 3-H 3B	4	0	1	0	0	0	1
12 Clint Barmes, R (1, 4) OBP: 0.302, SLG: 0.451 56 Franklin Morales, L (9, 1) OBP: 0.500, SLG: 0.500 27 Garrett Atkins, R (11, PH) OBP: 0.305, SLG: 0.328 16 Huston Street, R (11, 1)	F SI 88 X SI 90 0-1 ① SH5-3 1-2		C CH 80 S FF 90 B SL 78 B FF 89 F SI 90 B SI 91 B SL 77 4-2 17 G1-6-3 BB		X SI 90 0-0 ③ P2		C CU 70 F FF 86 B FF 90 B SI 90 F SI 91 X CH 82 2-2 ② P4		F SL 89 C SL 88 F SL 88 S 0-3 ② K		B FF 93 X FF 93 1-0 3-H 1B	3	0	0	0	1	1	1
												0	0	0	0	0	0	0
												1	0	1	1	0	0	0
												0	0	0	0	0	0	0
17 Todd Helton, L (1, 3) OBP: 0.400, SLG: 0.503	B SI 89 C CU 70 F SI 84 X SI 85 1-2 ② G6-3 2-3		B FF 90 C FF 90 F SI 90 1 SAFE F FF 90 X SI 86 1-2 ②③ G1-6-3 1-2f			C CU 71 B SI 89 X SI 89 1-1 11 FC4-6 1B	B SI 89 F SI 90 F SI 90 B FF 91 X SI 86 2-2 ③ G6-3		B CH 86 C FF 96 X CH 87 1-1 ③ G4-3		B SI 92 B FS 91 B FF 97 C FF 97 S FF 96 X FS 91 3-2 ③ P5	6	0	1	0	0	0	3
11 Brad Hawpe, L (1, 9) OBP: 0.396, SLG: 0.543	B SI 84 B SI 84 S FF 89 B SL 76 F SI 84 B FF 90 4-2 2 FC6-4 BB			S CH 83 F SL 76 B SI 88 X SI 86 1-2 ① G3-1		C FF 90 F SI 84 B FF 90 F FF 91 B FF 91 X SI 85 2-2 ① FC4-6 2 1B 9 1B 1-2f		C FF 93 F SL 85 B SL 83 S FF 85 1-3 ① K		B CH 87 F CH 87 C FF 96 B FF 97 B FF 97 F SL 91 S FF 97 3-3 ① K		4	1	0	0	1	2	1
2 Troy Tulowitzki, R (1, 6) OBP: 0.361, SLG: 0.525	B SL 76 S CU 70 X SI 90 1-1 ③ FC6-4 1-2f			B CH 79 F CH 78 C SL 76 F SI 91 S SL 78 1-3 ② K		C FF 91 C FF 91 B SL 78 D SL 76 1 SAFE X CU 70 2-2 9 1B 9 E 1-2 1B		B FF 93 C FF 93 S FF 93 F FF 94 F FF 94 B FF 95 X FF 94 2-2 HR		B SL 91 B X 2-0 ② G5-3		5	2	2	1	0	1	2
9 Ian Stewart, L (1, 5) OBP: 0.320, SLG: 0.483		B CU 70 X CU 68 1-0 ① F9		B CH 83 X SI 84 1-0 HR		B FF 90 B CU 71 C SI 90 B FF 90 F SL 73 X SI 85 3-2 E6 20 F7 1-H 2-H 1B		S SL 84 X FF 84 0-1 P6		B FF 96 B FF 88 B FF 89 B FF 95 4-0 20 CS BB		4	1	2	2	1	0	0
20 Chris Iannetta, R (1, 2) OBP: 0.340, SLG: 0.452	C FF 88 B SI 90 B CU 71 B SL 76 X CH 77 3-1 ② P6		S FF 90 C SI 91 X SL 80 0-2 ③ F7		B SL 73 X SL 78 1-0 ② F7 2-3		B FF 94 B FF 88 X FF 94 2-0 5 1B 1B		C FF 96 1 SAFE B SL 90 C SL 90 B FF 96 2-2 ③ CS 1-2		F FC 90 F FF 96 B SL 85 B FC 92 X 2-2 5 SH5-3 5 WP 24 3B 1B	5	1	2	0	0	0	1
5 Carlos González, L (1, 8) OBP: 0.336, SLG: 0.423 (7, 7)	B FF 90 F SL 73 S FF 90 X SI 90 1-2 1B			C FF 88 F FF 88 B SI 86 F FF 87 B SI 84 X SI 84 2-2 7 G3-1 21 SH1-4 1B		I IN 59 I IN 58 I IN 57 I IN 54 4-0 IBB		L FF 95 B FF 85 X SL 84 1-1 1-3 1B		B B FF 96 X 2-0 ① SH5-3 1-3		3	0	3	0	1	0	0
21 Jason Marquis, L (1, 1) OBP: 0.244, SLG: 0.256 19 Ryan Spilborghs, R (8, PH) OBP: 0.315, SLG: 0.412 63 Rafael Betancourt, R (8, 1) 97 Joe Beimel, L (8, 1) 31 Matt Daley, R (8, 1) 6 Omar Quintanilla, L (9, 4) OBP: 0.275, SLG: 0.200	1 SAFE C CH 81 1 SAFE X SI 85 0-1 ③ G4-3			X SL 73 0-0 ① SH1-4 1-2		F FF 89 X CH 83 0-1 ③ G2		C FF 94 B FF 93 B FF 94 C FF 95 X SL 85 2-2 ③ G3		B FF 96 X FS 90 1-0 ② G4-3		2	0	0	0	0	0	3
												1	0	0	0	0	0	2
												0	0	0	0	0	0	0
												0	0	0	0	0	0	0
												0	0	0	0	0	0	0
												1	0	0	0	0	0	1
Inning Stats	R: 0 E: 0 K: 0 S: 12 H: 1 LOB: 2 BB: 1 P: 19	R: 0 E: 0 K: 0 S: 8 H: 1 LOB: 1 BB: 0 P: 13	R: 0 E: 0 K: 0 S: 9 H: 0 LOB: 0 BB: 1 P: 16	R: 1 E: 0 K: 1 S: 11 H: 1 LOB: 0 BB: 0 P: 14	R: 0 E: 0 K: 0 S: 8 H: 1 LOB: 1 BB: 0 P: 11	R: 2 E: 1 K: 0 S: 15 H: 3 LOB: 2 BB: 1 P: 28	R: 0 E: 0 K: 0 S: 9 H: 0 LOB: 0 BB: 0 P: 13	R: 1 E: 0 K: 1 S: 16 H: 3 LOB: 2 BB: 0 P: 24	R: 0 E: 0 K: 2 S: 12 H: 0 LOB: 0 BB: 0 P: 16	R: 0 E: 0 K: 1 S: 7 H: 0 LOB: 0 BB: 1 P: 18	R: 2 E: 0 K: 0 S: 10 H: 3 LOB: 1 BB: 0 P: 20	1B: 10 2B: 0 3B: 1 HR: 2 SF: 0 SAC: 3 DP: 1 HBP: 0	WP: 1 PB: 0 SB: 0 CS: 1 PA: 49						

PITCHER		IP	WLS	BF	H	R	ER	SO	BB	IBB	HBP	BLK	WP	HR	S	P	ERA	WHIP
61 Bronson Arroyo, R ERA: 5.1	(1, 1)	7.0		30	7	3	3	1	2	1	0	0	0	1	72	114	3.86	1.286
53 Arthur Rhodes, L ERA: 2.21	(8, 1)	1.0		6	3	1	1	1	0	0	0	0	0	1	16	24	9.00	3.000
48 Francisco Cordero, R ERA: 1.7	(9, 1)	2.0		6	0	0	0	3	1	0	0	0	0	0	19	34	0.00	0.500
40 Nick Masset, R ERA: 2.74	(11, 1)	1.0	L	6	3	2	2	0	0	0	0	0	1	0	10	20	18.00	3.000

PITCHER	IP	WLS	BF	H	R	ER	SO	BB	IBB	HBP	BLK	WP	HR	S	P	ERA	WHIP

TOP

Colorado Rockies @ Cincinnati Reds

Great American Ball Park, Cincinnati, OH

Sun Aug 02 2009, 1:10 PM EDT

Att. 31,142 - Partly Cloudy - 76 F

livebaseballscorecards.com

AB	41
R	6
H	13
RBI	5
BB	4
SO	5
LOB	15

Batter	1	2	3	4	5	6	7	8	9	10	11	AB	R	H	RBI	BB	SO	LOB
15 Drew Sutton, S (1, 7) OBP: 0.208, SLG: 0.261	B SI 89 S SI 91 X SL 86 1-1 29 G1 1B		C SI 90 B SI 90 X SI 91 1-1 29 CS 1B			S SL 85 C CU 76 F SL 83 F SI 92 S SL 83 0-3 ① K		F FC 93 B FC 93 F SL 83 F SL 83 B FC 94 C FC 94 2-3 ① K		B SI 95 X FF 94 1-0 ②③ G6-4-3 1-2f		5	0	2	0	0	2	1
29 Ryan Hanigan, R (1, 2) OBP: 0.399, SLG: 0.366	C SI 91 F SL 87 B SI 91 X SL 84 1-2 ① G1 1-2		C SI 91 B SI 92 B SI 92 S SI 91 B SL 87 B SI 92 4-2 ② 1-2 BB			X SI 92 0-0 ② G6-3		B FF 93 C FC 93 B SL 83 F FC 93 F FF 93 B FC 93 X FC 93 3-2 ② F9			B SI 93 B SI 93 C SI 92 B SI 93 C SI 93 S SL 86 3-3 ① K	4	0	0	0	1	1	1
19 Joey Votto, L (1, 3) OBP: 0.411, SLG: 0.602	B SI 92 B SL 88 B SL 88 B SI 91 4-0 BB		S CH 82 C SI 93 D CH 85 S SI 93 1-3 ③ K			B CH 82 C CH 83 S CH 83 X CH 83 1-2 ③ L8		F SL 72 B SL 75 B FF 89 F FF 90 X FF 88 2-2 HR			X SI 93 0-0 ② G3-1	4	1	1	1	1	1	1
4 Brandon Phillips, R (1, 4) OBP: 0.329, SLG: 0.464	C SI 93 B SL 87 F SI 92 B SL 86 X SL 85 2-2 ② L7			C SI 90 B SL 84 F SL 86 X SI 92 1-2 ① L6			B SL 83 C SL 83 B SI 89 C SL 83 X SL 85 2-2 17 HR 2B	C FF 90 S CU 84 B CU 83 S FF 92 1-3 ③ K			C SI 94 S SI 93 C SL 85 0-3 ③ K	5	1	1	0	0	2	2
27 Scott Rolen, R (1, 5) OBP: 0.366, SLG: 0.468 23 Adam Rosales, R (7, PR) OBP: 0.287, SLG: 0.313 (8, 5)	C SI 92 X SI 92 0-1 ③ F9			C SI 91 C CH 83 B SI 92 B CH 85 X SI 93 2-2 ② L9			C SL 84 F SI 91 F CH 84 H SI 92 1-2 17 HR HBP		B FF 91 B FF 91 C FF 90 C FF 91 F CU 84 X CU 84 2-2 ① G4-3			2	0	0	0	0	0	2
												1	1	0	0	0	0	0
31 Jonny Gomes, R (1, 9) OBP: 0.363, SLG: 0.561		B SI 90 X SI 91 1-0 ① L7		F CH 83 B CH 84 S CH 83 C SI 92 1-3 ③ K			X SL 84 0-0 ① F9		B FF 93 S FF 92 C CU 83 F CU 85 X CU 84 1-2 ② F7			4	0	0	0	0	1	2
17 Laynce Nix, L (1, 8) OBP: 0.289, SLG: 0.451		B SI 90 B SI 92 C SL 86 S SL 86 F SL 84 X CH 84 2-2 ② G1-3			X SI 90 0-0 ① F8		F SL 82 X CH 83 0-1 1-H 2-H HR		S FF 95 X CU 73 0-1 ③ F8			4	1	1	3	0	0	0
2 Alex Gonzalez, R (1, 6) OBP: 0.239, SLG: 0.268		B SI 92 C SI 91 B SI 92 B SL 85 X SI 91 3-1 ③ G6-3			C SI 91 X SL 85 0-1 ② G5-3		C SI 91 S SL 85 B SL 86 B SL 86 F SL 84 B SL 86 X SL 85 3-2 ② G5-3			C FF 94 S FF 95 B FF 96 F FF 96 B CU 76 F FF 95 B CH 86 B FF 96 4-2 15 G6-4-3 BB		3	0	0	0	1	0	1
61 Bronson Arroyo, R (1, 1) OBP: 0.150, SLG: 0.150 25 Wladimir Balentien, R (7, PH) OBP: 0.286, SLG: 0.348 53 Arthur Rhodes, L (8, 1) 48 Francisco Cordero, R (9, 1) 34 Homer Bailey, R (10, PH) 40 Nick Masset, R (11, 1)			C SI 90 B SI 91 C SI 90 F SL 86 S SI 92 1-3 ① K		C SI 91 B SI 91 B SI 91 X SI 91 2-1 ③ F9		B SI 93 S SI 92 X SL 85 1-1 ③ G6-3			C FF 95 B FF 95 C FF 94 L FF 95 1-3 ① K		2 1 0 0 1	0 0 0 0 0	0 0 0 0 0	0 0 0 0 0	1 0 0 0 1	0 1 0 0 1	0 0 0 0 1
Inning Stats	R: 0 H: 1 E: 0 LOB: 2 K: 0 BB: 1 S: 10 P: 18	R: 0 H: 0 E: 0 LOB: 0 K: 0 BB: 0 S: 7 P: 13	R: 0 H: 1 E: 0 LOB: 1 K: 2 BB: 1 S: 11 P: 18	R: 0 H: 0 E: 0 LOB: 0 K: 1 BB: 0 S: 9 P: 13	R: 0 H: 0 E: 0 LOB: 0 K: 0 BB: 0 S: 5 P: 7	R: 0 H: 0 E: 0 LOB: 0 K: 1 BB: 0 S: 9 P: 10	R: 3 H: 2 E: 0 LOB: 1 K: 0 BB: 0 S: 15 P: 22	R: 1 H: 1 E: 0 LOB: 0 K: 2 BB: 0 S: 14 P: 22	R: 0 H: 0 E: 0 LOB: 0 K: 0 BB: 0 S: 10 P: 13	R: 0 H: 0 E: 0 LOB: 0 K: 1 BB: 1 S: 8 P: 14	R: 0 H: 0 E: 0 LOB: 0 K: 2 BB: 0 S: 7 P: 10	1B: 2 SF: 0 2B: 1 SAC: 0 3B: 0 DP: 1 HR: 2 HBP: 1					WP: 0 PA: 40 PB: 0 SB: 0 CS: 1	

PITCHER		IP	WLS	BF	H	R	ER	SO	BB	IBB	HBP	BLK	WP	HR	S	P	ERA	WHIP
21 Jason Marquis, R ERA: 3.49	(1, 1)	7.0		27	4	3	3	4	2	0	1	0	0	1	66	101	3.86	0.857
63 Rafael Betancourt, R ERA: 3.09	(8, 1)	0.2	H	2	0	0	0	1	0	0	0	0	0	0	8	13	0.00	0.000
97 Joe Beimel, L ERA: 3.54	(8, 1)	0.0	B	1	1	1	1	0	0	0	0	0	0	1	3	5	∞	∞
31 Matt Daley, R ERA: 3.3	(8, 1)	1.0		3	0	0	0	1	0	0	0	0	0	0	11	15	0.00	0.000
56 Franklin Morales, L ERA: 2.08	(9, 1)	1.1	W	4	0	0	0	1	1	0	0	0	0	0	10	16	0.00	0.750

PITCHER		IP	WLS	BF	H	R	ER	SO	BB	IBB	HBP	BLK	WP	HR	S	P	ERA	WHIP
16 Huston Street, R ERA: 2.38	(11, 1)	1.0	S	3	0	0	0	2	0	0	0	0	0	0	7	10	0.00	0.000

BOTTOM

Colorado Rockies @ Cincinnati Reds

Great American Ball Park, Cincinnati, OH

Sun Aug 02 2009, 1:10 PM EDT
Att. 31,142 - Partly Cloudy - 76 F

livebaseballscorecards.com

AB	36
R	4
H	5
RBI	4
BB	3
SO	9
LOB	12

Batter	1	2	3	4	5	6	7	8	9	AB	R	H	RBI	BB	SO	LOB
1 Kosuke Fukudome, L (1, 8) OBP: 0.388, SLG: 0.443	B CU 76 B FF 93 B FF 93 C FF 93 B FF 95 4-1 25 G5-4-3 BB	B SL 84 C FF 94 C FF 94 B SL 84 B FF 95 F FF 95 F FF 94 C FF 95 3-3 ③ K			C CH 82 B CH 84 B FF 94 X FF 94 2-1 2B			B CU 74 B FF 90 C SL 78 B CH 83 B FF 89 4-1 2 SH1-3 25 2B BB	C SI 87 B SI 85 C SI 84 X SL 78 1-2 ③ G1	3	1	1	0	2	1	1
2 Ryan Theriot, R (1, 6) OBP: 0.348, SLG: 0.419	F FF 94 S SL 86 D SL 84 1 SAFE S SL 83 1-3 ① K		B FF 93 S SL 83 X FF 91 1-1 ① F9		X SL 84 0-0 ③ G6-3			1 SAFE 1 SAFE X SL 84 0-0 ① SH1-3 1-2		3	0	0	0	0	1	2
25 Derrek Lee, R (1, 3) OBP: 0.366, SLG: 0.536	C SL 82 B FF 94 F FF 94 X SL 85 1-2 ② ③ G5-4-3 1-2f		B SL 83 S SL 84 S FF 91 S SL 84 1-3 ② K			B FF 91 S SL 85 B SL 84 C SL 84 B FF 91 C FF 92 3-3 ① K		X SL 85 0-0 21 BB 2-H 2B		4	0	1	1	0	2	1
16 Aramis Ramirez, R (1, 5) OBP: 0.410, SLG: 0.584		B FF 90 B FF 93 X FF 92 2-0 ① P3	B FF 93 B FF 93 F FF 91 X SL 84 2-1 ③ F9			F FF 92 C SL 85 B FF 92 F FF 92 S SL 85 1-3 ② K		I IN 56 I IN 59 I IN 61 I IN 62 4-0 21 BB IBB		3	0	0	0	1	1	0
21 Milton Bradley, S (1, 9) OBP: 0.387, SLG: 0.384		S SI 93 S FF 94 B SL 84 F FF 95 H SL 85 2-2 12 1B 17 HR HBP		B FF 92 C FF 92 C FF 91 B FF 92 F FF 93 S SL 84 2-3 ① K		S FF 94 C FF 95 B FF 95 B SL 85 X FF 95 2-2 ③ F7		B FF 88 B CH 84 B CH 83 F SI 90 S SL 84 B SI 90 4-2 1-2 2-3 BB		2	1	0	0	1	1	0
12 Alfonso Soriano, R (1, 7) OBP: 0.314, SLG: 0.445		S SL 84 X FF 92 0-1 17 HR 1-2 1B		F SL 83 S SL 83 S SL 82 0-3 ② K			B FF 89 S SL 83 X SL 84 1-1 ① F7	B FF 91 B FC 90 S FC 90 S FF 91 T SL 85 2-2 ② K		4	1	1	0	0	2	3
17 Mike Fontenot, L (1, 4) OBP: 0.304, SLG: 0.393 43 John Grabow, L (8, 1) 49 Carlos Marmol, R (9, 1)	C FF 93 B FF 94 C FF 93 F SL 84 B FF 94 X FF 94 2-2 1-H 2-H HR			X FF 92 0-0 ③ P6			B SL 83 F SL 82 X CU 75 1-1 1B	B FF 90 B CH 84 B FF 89 C FF 88 X SI 88 3-1 ③ G4-3		4 0 0	1 0 0	2 0 0	3 0 0	0 0 0	0 0 0	3 0 0
55 Koyie Hill, S (1, 2) OBP: 0.288, SLG: 0.287	C SL 78 C FF 95 F SL 84 C FF 94 0-3 ② K				B FF 90 F FF 90 S SL 82 F SL 80 B SL 82 S SL 81 2-3 ① K		S CU 74 C FF 92 B FF 94 C FF 93 1-3 ② K		F SL 76 B SI 86 F SC 68 X SC 67 1-2 28 G5-4-3 1B	4	0	1	0	0	3	1
36 Randy Wells, R (1, 1) OBP: 0.188, SLG: 0.194 28 Jeff Baker, R (8, 4) OBP: 0.231, SLG: 0.328 13 Andrés Blanco, S (9, 4) OBP: 0.297, SLG: 0.323		B FF 94 X FF 92 1-0 2B			C SI 90 B SL 82 C SL 83 X FF 94 1-2 ② G3		B FF 94 X SL 84 1-0 ③ G3		S SC 69 1 SAFE S SI 86 F SC 70 F CH 77 X SI 87 0-2 ① ② G5-4-3 1-2f	3 1 0	0 0 0	1 0 0	0 0 0	0 0 0	0 0 0	1 1 0
Inning Stats	R: 0 E: 0 K: 1 S: 7 H: 0 LOB: 0 BB: 1 P: 13	R: 3 E: 0 K: 2 S: 20 H: 3 LOB: 1 BB: 0 P: 30	R: 0 E: 0 K: 1 S: 7 H: 0 LOB: 0 BB: 0 P: 11	R: 0 E: 0 K: 2 S: 8 H: 0 LOB: 0 BB: 0 P: 10	R: 0 E: 0 K: 1 S: 10 H: 1 LOB: 1 BB: 0 P: 15	R: 0 E: 0 K: 2 S: 10 H: 0 LOB: 0 BB: 0 P: 16	R: 0 E: 0 K: 1 S: 8 H: 1 LOB: 1 BB: 0 P: 12	R: 1 E: 0 K: 1 S: 10 H: 1 LOB: 3 BB: 3 P: 27	R: 0 E: 0 K: 0 S: 11 H: 1 LOB: 0 BB: 0 P: 13	1B: 3 2B: 3 3B: 0 HR: 1 SF: 0 SAC: 1 DP: 2 HBP: 1						WP: 0 PB: 0 SB: 0 CS: 0 PA: 37	

PITCHER		IP	WLS	BF	H	R	ER	SO	BB	IBB	HBP	BLK	WP	HR	S	P	ERA	WHIP
39 Aaron Harang, R ERA: 4.52	(1, 1)	7.1	L	30	6	4	4	10	2	0	1	0	0	1	73	114	4.91	1.091
25 David Weathers, R ERA: 3.41	(8, 1)	0.2		4	0	0	0	1	1	1	0	0	0	0	7	20	0.00	1.500
52 Daniel Herrera, L ERA: 2.64	(9, 1)	1.0		3	1	0	0	0	0	0	0	0	0	0	11	13	0.00	1.000

PITCHER	IP	WLS	BF	H	R	ER	SO	BB	IBB	HBP	BLK	WP	HR	S	P	ERA	WHIP

TOP

Chicago Cubs @ Cincinnati Reds

Great American Ball Park, Cincinnati, OH

Mon Aug 03 2009, 7:10 PM EDT

Att. 22,222 - Clear - 78 F

livebaseballscorecards.com

AB	31
R	4
H	7
RBI	4
BB	4
SO	11
LOB	13

BOTTOM

Batter	1	2	3	4	5	6	7	8	9	AB	R	H	RBI	BB	SO	LOB
3 Willy Taveras, R (1, 8) OBP: 0.275, SLG: 0.286	F FF 90 X SL 83 0-1 ① G6-3			M SL 83 F SL 84 B FF 88 B FF 91 F SL 85 C SL 85 2-3 ① K		B SL 83 X FF 92 1-0 ① F9		C FF 90 C SL 86 X SL 85 0-2 ① G6-3	C SL 86 X SL 85 0-1 ③ G3-1	5	0	0	0	0	1	2
23 Adam Rosales, R (1, 5) OBP: 0.286, SLG: 0.312	C SL 82 B FF 90 B SL 82 B FF 90 X FF 91 3-1 ② F9			X FF 93 0-0 ② F9		C SL 84 X SL 85 0-1 ② G2-3		X FF 89 0-0 19 HBP 1B		4	0	1	0	0	0	0
19 Joey Votto, L (1, 3) OBP: 0.413, SLG: 0.598	C FF 90 S SL 86 B FF 91 B SI 86 B FC 86 T SL 84 3-2 ③ K			F SL 84 B SL 84 B FF 91 F SL 83 B FF 93 B FC 86 4-2 17 WP 4 1B BB		B FF 89 B FF 89 B FC 85 C FF 90 X SL 84 3-1 ③ F7		H SL 85 1-0 4 G5-4-3 HBP 1-2		2	0	0	0	1	1	0
4 Brandon Phillips, R (1, 4) OBP: 0.328, SLG: 0.462		C FF 90 B FF 89 X FF 90 1-1 ① G5-3		B SI 91 X SL 85 1-0 17 WP 1B 1-2			F FF 92 X SL 86 0-1 ① G6-3	B CH 84 X CH 84 1-0 ②③ G5-4-3 1-2f		4	0	1	0	0	0	2
17 Laynce Nix, L (1, 7) OBP: 0.292, SLG: 0.450		B SI 89 B SL 82 C FC 84 X SL 85 2-1 31 G6-4-3 1B		F FC 85 B CH 85 F FC 86 X FF 92 1-2 ③ G1-6-3 1-2 2-3			C SI 90 F SL 86 F SL 85 S SI 87 0-3 ② K		B SL 87 F FF 97 B FF 97 S B FF 97 B FF 97 4-2 29 1B 2 2B BB	3	1	1	0	1	1	2
31 Jonny Gomes, R (1, 9) OBP: 0.360, SLG: 0.552		X SL 84 0-0 ②③ G6-4-3 1-2f			C SL 84 S FF 93 B FF 93 F SL 86 B FF 94 F SL 85 B SL 84 S SL 85 3-3 ① K		B FF 92 F SL 86 S SL 87 B SL 87 X SL 84 2-2 29 BB 1B		C SL 86 B SL 87 C SL 84 1 SAFE B SL 84 B SL 86 S 3-3 ① K	4	0	1	0	0	2	2
29 Ryan Hanigan, R (1, 2) OBP: 0.406, SLG: 0.371			C SL 81 C FF 89 X SL 85 0-2 ① G4-3		B FF 92 C FC 85 B FF 92 X SL 85 2-1 1B		B SL 84 B FF 91 B FF 90 C FF 91 B FF 91 4-1 7 FC5-4 1-2 BB		B C SL 84 B SL 86 B SL 85 X FF 95 3-1 2 2B 1-2 1B	3	0	2	0	1	0	0
7 Paul Janish, R (1, 6) OBP: 0.299, SLG: 0.264 25 David Weathers, R (8, 1) 52 Daniel Herrera, L (9, 1) 25 Wladimir Balentien, R (9, PH) OBP: 0.264, SLG: 0.346		C FF 89 B FF 89 X FC 85 1-1 ② F7		B FF 92 X FF 90 1-0 ② F8		B FF 91 B FF 91 S SL 86 X SL 85 2-1 ③ FC5-4 1-2f		B SL 87 C SL 87 B SL 85 F FF 94 F SL 84 X SL 85 2-2 ② F9	3 0 0 1	0 0 0 0	0 0 0 0	0 0 0 0	0 0 0 0	0 0 0 0	3 0 0 2
39 Aaron Harang, R (1, 1) OBP: 0.175, SLG: 0.256 2 Alex Gonzalez, R (8, 6) OBP: 0.246, SLG: 0.294		C FF 90 S FF 92 S FF 93 0-3 ③ K		C FF 94 F FF 94 X SL 85 0-2 ③ G1-4-3				C SL 84 F SL 85 F SL 85 F FF 90 F SL 84 B FF 92 X SL 85 1-2 HR	C FF 97 S FF 97 F FF 96 F SL 84 F SL 85 F FF 96 F SL 83 B FF 97 F SL 86 1-2 F FF 97 X SL 85 1-3 2-H 2B	2 2	0 1	0 2	0 2	1 0	1 0	1 0
Inning Stats	R: 0 E: 0 K: 1 S: 7 H: 0 LOB: 0 BB: 0 P: 13	R: 0 E: 0 K: 0 S: 5 H: 1 LOB: 0 BB: 0 P: 8	R: 0 E: 0 K: 1 S: 8 H: 0 LOB: 0 BB: 0 P: 9	R: 0 E: 0 K: 1 S: 11 H: 1 LOB: 2 BB: 1 P: 19	R: 0 E: 0 K: 1 S: 11 H: 1 LOB: 1 BB: 0 P: 17	R: 0 E: 0 K: 0 S: 5 H: 0 LOB: 0 BB: 0 P: 9	R: 0 E: 0 K: 1 S: 12 H: 1 LOB: 2 BB: 1 P: 20	R: 1 E: 0 K: 0 S: 11 H: 2 LOB: 1 BB: 0 P: 14	R: 1 E: 0 K: 1 S: 23 H: 2 LOB: 2 BB: 1 P: 36	1B: 6 2B: 1 3B: 0 HR: 1	SF: 0 SAC: 0 DP: 2 HBP: 1		WP: 1 PB: 0 SB: 0 CS: 0	PA: 37			

PITCHER		IP	WLS	BF	H	R	ER	SO	BB	IBB	HBP	BLK	WP	HR	S	P	ERA	WHIP
36 Randy Wells, R ERA: 2.73	(1, 1)	7.1	W	29	6	1	1	5	2	0	0	0	1	1	69	106	1.23	1.091
43 John Grabow, L ERA: 3.26	(8, 1)	0.2	H	2	0	0	0	0	0	0	1	0	0	0	1	3	0.00	0.000
49 Carlos Marmol, R ERA: 3.63	(9, 1)	1.0	S	6	2	1	1	1	1	0	0	0	0	0	23	36	9.00	3.000

PITCHER	IP	WLS	BF	H	R	ER	SO	BB	IBB	HBP	BLK	WP	HR	S	P	ERA	WHIP

Chicago Cubs @ Cincinnati Reds

Great American Ball Park, Cincinnati, OH

Mon Aug 03 2009, 7:10 PM EDT

Att. 22,222 - Clear - 78 F

livebaseballscorecards.com

AB	33
R	2
H	8
RBI	2
BB	3
SO	6
LOB	14

Chicago Cubs @ Cincinnati Reds

Great American Ball Park, Cincinnati, OH

Tue Aug 04 2009, 7:10 PM EDT

Att. 17,992 - Overcast - 69 F

TOP

livebaseballscorecards.com

Batter	1	2	3	4	5	6	7	8	9	AB	R	H	RBI	BB	SO	LOB
1 Kosuke Fukudome, L (1, 8) (9, 9) OBP: 0.388, SLG: 0.451	B FF 94 B SL 88 C FF 94 C FF 94 B FF 94 X FF 94 3-2 HR		C SL 86 X CH 86 0-1 G4-3		F SL 87 B SL 86 B FF 94 X SL 87 2-1 F8	F SI 84 B SL 76 C SC 68 B SL 78 F FF 81 F SC 68 X SL 75 2-2 2 FC5 1-2 3-H 1B		B FF 92 C FF 92 S FF 93 F FF 92 F SL 83 S FF 92 1-3 K		5	1	2	2	0	1	2
2 Ryan Theriot, R (1, 6) OBP: 0.347, SLG: 0.415	X FF 94 0-0 L8		B FF 95 S SL 89 H FF 95 2-1 16 FC6 HBP		B SL 88 F SL 88 F FF 94 X SL 89 1-2 G6-4-3 1-2f	C SL 80 B FC 90 X FC 90 1-1 FC5 1-2 2-3f			X SI 92 0-0 G6-3	4	0	0	0	0	0	4
25 Derrek Lee, R (1, 3) OBP: 0.364, SLG: 0.540	B FF 94 C FF 95 F FF 95 S SL 90 1-3 K		1 SAFE C SL 87 S SL 87 S SL 86 0-3 K			C FF 94 B SL 89 C SL 87 F FF 94 X SL 88 1-2 F7	B FC 89 X FF 94 1-0 HR		B SL 86 C FC 94 C FF 95 S FC 97 1-3 K	5	1	1	1	0	3	1
16 Aramis Ramirez, R (1, 5) OBP: 0.409, SLG: 0.582	B SL 91 B FF 95 B FF 95 F FF 95 F FF 95 B SL 91 4-2 5 FC6-4 BB		B SL 85 S SL 87 C FF 93 F SL 87 X SL 88 1-2 FC6 1-2f			X SL 88 0-0 12 1B 55 2B 2B	F FF 96 B FF 93 F FC 91 S SL 83 1-3 K		C FC 94 X SL 87 0-1 G5-3	4	1	1	0	1	1	1
5 Jake Fox, R (1, 9) OBP: 0.344, SLG: 0.591 27 Sam Fuld, L (9, 8) OBP: 0.407, SLG: 0.435	B SI 94 T FF 94 X SL 88 1-1 FC6-4 1-2f			X SL 86 0-0 F7		B FF 95 H FF 93 2-0 12 1B 55 2B HBP	B FF 96 S FC 92 B FC 91 X SL 81 2-1 G6-3			3	1	0	0	0	0	1
										0	0	0	0	0	0	0
12 Alfonso Soriano, R (1, 7) OBP: 0.316, SLG: 0.444		B FF 94 F SL 89 B FF 94 S FF 95 S FF 96 2-3 K		C SL 89 X SL 88 0-1 F8		F FF 94 D SL 89 B FF 96 C FF 95 B FF 96 X SL 90 3-2 55 2B 32 1B 1-2 2-3 1B	B SL 83 B FC 92 B FC 90 C FF 96 B FC 92 4-1 BB			3	1	1	0	1	1	0
17 Mike Fontenot, L (1, 4) OBP: 0.303, SLG: 0.395		B SL 89 X FF 95 1-0 2B		C FF 95 B FF 94 C FF 95 B SI 89 B SL 89 F FF 96 X SL 88 3-2 F8		D SL 87 B FF 94 C SL 88 C SL 88 B SL 88 F SL 86 S SL 85 3-3 K	B FS 91 S FF 96 F FF 97 D FF 93 X SL 83 2-2 F7			4	0	1	0	0	1	4
55 Koyie Hill, S (1, 2) OBP: 0.293, SLG: 0.304		F FF 94 B FF 94 X SL 88 1-1 L8			C FF 94 B FF 94 C SL 88 F SL 87 X FF 96 1-2 2B	B SL 88 X FF 95 1-0 32 1B 1 1B 1-3 2-H 3-H 2B		B FF 92 X FF 92 1-0 F9		4	1	2	2	0	0	1
32 Tom Gorzelanny, R (1, 1) OBP: 0.333, SLG: 0.200 45 Sean Marshall, L (8, 1) OBP: 0.231, SLG: 0.231 37 Angel Guzman, R (8, 1)		C SL 88 F FF 94 X SL 88 0-2 G2-3			B SL 89 B SL 87 B FF 92 C FF 92 B 4-1 2 G6-4-3 BB	B FF 96 S SL 88 S SL 87 B FF 94 D SL 88 X SL 89 3-2 2 FC5 1 1B 2-3 3-H 1B		C FF 91 B SL 84 F FF 92 F SL 83 X FF 92 1-2 G5-3		3	0	1	1	1	0	1
										0	0	0	0	0	0	0
										0	0	0	0	0	0	0

	AB	R	H	RBI	BB	SO	LOB
	35	6	9	6	3	7	15

Inning Stats	1	2	3	4	5	6	7	8	9	1B	SF	WP	PA
R	1	0	0	0	0	4	1	0	0	3	0	0	40
E	0	0	0	0	0	0	0	0	0	2B 4	SAC 0	PB 0	
K	1	1	1	0	0	1	1	1	1	3B 0	DP 1	SB 0	
S	11	9	10	7	10	23	10	10	6	HR 2	HBP 2	CS 0	
H	1	1	0	0	1	5	1	0	0				
LOB	1	1	0	0	1	2	1	0	0				
BB	1	0	0	0	1	0	1	0	0				
P	20	13	13	10	18	39	20	13	7				

PITCHER		IP	WLS	BF	H	R	ER	SO	BB	IBB	HBP	BLK	WP	HR	S	P	ERA	WHIP
47 Johnny Cueto, R	(1, 1)	5.2	L	27	7	5	5	4	2	0	2	0	0	1	63	103	7.94	1.588
ERA: 4.23																		
52 Daniel Herrera, L	(6, 1)	0.0		1	1	0	0	0	0	0	0	0	0	0	5	7	∞	∞
ERA: 2.64																		
40 Nick Masset, R	(6, 1)	1.1		6	1	1	1	1	1	0	0	0	0	1	12	23	6.75	1.500
ERA: 2.85																		
53 Arthur Rhodes, L	(8, 1)	1.0		3	0	0	0	1	0	0	0	0	0	0	10	13	0.00	0.000
ERA: 2.15																		
46 Carlos Fisher, R	(9, 1)	1.0		3	0	0	0	1	0	0	0	0	0	0	6	7	0.00	0.000
ERA: 2.7																		

PITCHER	IP	WLS	BF	H	R	ER	SO	BB	IBB	HBP	BLK	WP	HR	S	P	ERA	WHIP

BOTTOM

Batter	1	2	3	4	5	6	7	8	9	AB	R	H	RBI	BB	SO	LOB
3 Willy Taveras, R (1, 8) OBP: 0.277, SLG: 0.288	C FF 92 X CH 84 0-1 ① P5		C SI 93 B SL 82 F CH 85 B CH 84 F FF 92 X FF 93 2-2 1B			F SI 92 X SL 83 0-1 ① G3		B CH 85 S CH 85 B FF 94 X CH 87 2-1 19 1B 1-2 1B	F FF 96 X FF 96 0-1 ③ G4-3	5	0	2	0	0	0	1
23 Adam Rosales, R (1, 5) OBP: 0.285, SLG: 0.323	X FF 92 0-0 3B		C CH 84 B CH 86 X SI 92 1-1 ③ G4-3			C CH 82 X CH 84 0-1 ② G4-3		F FF 89 C CU 76 F CU 76 B CU 77 S CU 77 1-3 ② K		4	0	1	0	0	1	3
19 Joey Votto, L (1, 3) OBP: 0.410, SLG: 0.593	B FF 92 F CH 85 B FF 91 B SI 95 F CH 85 S FF 93 3-3 ② K			S SL 76 B SI 93 B CH 86 C SL 82 S CH 84 2-3 ① K		F SI 90 C SI 92 B FF 92 F FF 86 X CH 84 1-2 ③ G3-1		B FF 87 C FF 91 X CU 77 1-1 1-3 2-H 1B		4	0	1	1	0	2	1
4 Brandon Phillips, R (1, 4) OBP: 0.325, SLG: 0.457	C FF 94 F FF 94 B FF 94 T FF 94 1-2 ③ K			X SI 93 0-0 ② L9			X CH 84 0-0 ① G5-3	C FC 90 F FF 96 B FF 95 B CU 79 S FC 91 2-3 ③ K		4	0	0	0	0	2	3
31 Jonny Gomes, R (1, 9) OBP: 0.357, SLG: 0.541		B SI 91 X CH 84 1-0 ① G6-3		B CH 85 F CH 86 C FF 93 B FF 92 B CH 86 S SL 84 3-3 ③ K			B CH 85 C SI 92 F SI 92 S FF 93 1-3 ② K		F FC 90 F FF 96 H FF 97 1-2 25 HR HBP	3	1	0	0	0	2	0
25 Wladimir Balentien, R (1, 7) OBP: 0.270, SLG: 0.364		B SI 92 C SI 92 F CH 85 B SI 93 X SL 82 2-2 ② G5-3			C SL 76 B SI 92 X CH 84 1-1 ① G1-6-3		B FF 91 S SI 92 B CH 86 B SI 91 S FF 92 F FF 92 F SL 82 B FF 92 4-2 BB		C FF 98 B FF 97 B FC 92 C FC 88 X FC 89 2-2 1-H HR	3	1	1	2	1	0	0
2 Alex Gonzalez, R (1, 6) OBP: 0.241, SLG: 0.288		C SL 74 B SI 94 B CH 85 F SI 92 F FF 93 X CH 85 2-2 ③ P2			C SI 92 F FF 93 F SI 92 X SL 84 0-2 ② F8		C CH 83 X FF 93 0-1 ③ F8		C FF 96 X SI 96 0-1 ① G1-3	4	0	0	0	0	0	1
29 Ryan Hanigan, R (1, 2) OBP: 0.400, SLG: 0.365 46 Carlos Fisher, R (9, 1) 17 Laynce Nix, L (9, PH) OBP: 0.291, SLG: 0.448			X FF 91 0-0 ① F7		C SI 93 B SL 82 X CH 85 1-1 E6			C SI 91 B FF 92 B CH 85 X SI 92 2-1 ① G4-3	B FF 96 C FC 91 X FC 91 1-1 ② G4-3	3 0 1	0 0 0	0 0 0	0 0 0	0 0 0	0 0 0	0 0 0
47 Johnny Cueto, R (1, 1) OBP: 0.179, SLG: 0.111 52 Daniel Herrera, L (6, 1) 40 Nick Masset, R (6, 1) 53 Arthur Rhodes, L (8, 1) 30 Craig Tatum, R (8, PH) OBP: 0.320, SLG: 0.238 (9, 2)			C FF 92 B FF 91 X SI 90 1-1 ② F9		C SI 93 S SL 84 B SL 84 C FF 91 1-3 ③ K			H SL 75 1-0 3 1B 19 1B HBP	C FC 89 X FC 90 0-1 2B	2 0 0 0 1	0 0 0 0 1	0 0 0 0 1	0 0 0 0 1	1 0 0 0 1	1 0 0 0 0	1 0 0 0 0
Inning Stats	R: 0 H: 1 E: 0 LOB: 1 K: 2 BB: 0 S: 9 P: 13	R: 0 H: 0 E: 0 LOB: 0 K: 0 BB: 0 S: 8 P: 13	R: 0 H: 1 E: 0 LOB: 1 K: 0 BB: 0 S: 9 P: 13	R: 0 H: 0 E: 0 LOB: 0 K: 2 BB: 0 S: 7 P: 12	R: 0 H: 0 E: 1 LOB: 1 K: 1 BB: 0 S: 11 P: 14	R: 0 H: 0 E: 0 LOB: 0 K: 0 BB: 0 S: 8 P: 9	R: 0 H: 0 E: 0 LOB: 1 K: 1 BB: 1 S: 10 P: 15	R: 1 H: 2 E: 0 LOB: 2 K: 2 BB: 0 S: 13 P: 22	R: 2 H: 2 E: 0 LOB: 1 K: 0 BB: 0 S: 13 P: 17	1B: 3 2B: 1 3B: 1 HR: 1	SF: 0 SAC: 0 DP: 0 HBP: 2				WP: 0 PB: 0 SB: 0 CS: 0	PA: 37	

PITCHER		IP	WLS	BF	H	R	ER	SO	BB	IBB	HBP	BLK	WP	HR	S	P	ERA	WHIP
32 Tom Gorzelanny, L ERA: 3.38	(1, 1)	7.1	W	28	3	1	1	6	1	0	1	0	0	0	66	98	1.23	0.545
45 Sean Marshall, L ERA: 3.65	(8, 1)	0.1		2	1	0	0	1	0	0	0	0	0	0	6	8	0.00	3.000
37 Angel Guzman, R ERA: 2.68	(8, 1)	1.1		7	2	2	2	1	0	0	1	0	0	1	16	22	13.50	1.500

PITCHER	IP	WLS	BF	H	R	ER	SO	BB	IBB	HBP	BLK	WP	HR	S	P	ERA	WHIP

Chicago Cubs @ Cincinnati Reds

Great American Ball Park, Cincinnati, OH

Tue Aug 04 2009, 7:10 PM EDT

Att. 17,992 - Overcast - 69 F

livebaseballscorecards.com

AB	34
R	3
H	6
RBI	3
BB	1
SO	8
LOB	10

Batter	1	2	3	4	5	6	7	8	9	AB	R	H	RBI	BB	SO	LOB
1 Kosuke Fukudome, L (1, 8) OBP: 0.384, SLG: 0.446	B FF 87 C FF 83 B CH 81 S FF 86 S FF 87 2-3 ① **K**		B FF 84 X FF 84 1-0 ③ **G5-3**		B CH 79 B CH 80 C FC 86 C FF 86 F CU 71 F FF 87 F CU 70 X CU 70 2-2 ③ **G4-3**			B CH 78 B FF 85 C FC 84 F FC 84 B CH 81 F FC 85 X FF 84 3-2 ③ **L8**		4	0	0	0	0	1	1
7 Aaron Miles, S (1, 6) OBP: 0.235, SLG: 0.254 2 Ryan Theriot, R (9, PH) OBP: 0.346, SLG: 0.414	C FF 86 X CH 79 0-1 ② **P5**			C FC 83 X SL 79 0-1 ① **F7**		C CH 79 B FF 86 B SL 78 X FC 84 2-1 ① **G3-1**			C SL 77 F FC 85 B CH 80 F CU 69 F FC 84 F FF 86 B SL 77 B FF 86 F FF 85 3-2 ① **F8**	3 1	0 0	0 0	0 0	0 0	0 0	0 0
25 Derrek Lee, R (1, 3) OBP: 0.363, SLG: 0.536	B SI 86 B FF 87 F FF 85 C FF 86 S FF 88 2-3 ③ **K**			X FF 88 0-0 ② **1B** 21 1B		C FF 86 B CH 80 X FF 87 1-1 ② **F9**			C FF 87 B CU 69 C FC 84 X CH 81 1-2 ② **G6-3**	4	0	1	0	0	1	0
16 Aramis Ramirez, R (1, 5) OBP: 0.400, SLG: 0.567		C FF 86 S FC 85 X FC 85 0-2 ① **F8**		B SL 79 1 SAFE T FF 86 X FC 84 1-1 ② **L8**		S FC 86 B CU 72 X FC 83 1-1 ③ **L4**			X SL 78 0-0 ③ **P6**	4	0	0	0	0	0	1
21 Milton Bradley, S (1, 9) OBP: 0.389, SLG: 0.385		S SI 87 B CU 70 B FF 87 B SI 86 B FF 86 4-1 **BB**		B FF 88 X FF 87 1-0 **1-2** **1B**			C FF 83 X CU 69 0-1 ① **G5-3**			2	0	1	0	1	0	0
12 Alfonso Soriano, R (1, 7) OBP: 0.316, SLG: 0.444		C SL 80 B FF 87 B FF 87 X FF 87 2-1 ② **F9**		S SL 79 B FC 84 F FF 88 C CU 71 1-3 ③ **K**			F SL 76 B CU 70 C FF 86 X FC 84 1-2 17 P5 **1B**			3	0	1	0	0	1	3
17 Mike Fontenot, L (1, 4) OBP: 0.301, SLG: 0.391		C FF 86 D FF 87 B FF 87 1 SAFE F FF 86 X CH 79 2-2 ③ **L3**			C FC 84 C CU 70 B CU 72 B FF 87 X FF 85 2-2 ① **F9**		1 SAFE C CH 79 B CH 80 X FC 85 1-1 ② ③ **P5** **1-2**			3	0	0	0	0	0	2
55 Koyie Hill, S (1, 2) OBP: 0.290, SLG: 0.301 27 Sam Fuld, L (8, PH) OBP: 0.393, SLG: 0.417 63 Kevin Gregg, R (8, 1)			B FF 84 S FF 86 F CH 80 B CU 74 X CH 80 2-2 ① **G3-1**		C CH 80 S FC 85 B CU 70 S CU 71 1-3 ② **K**			B FC 82 B FF 84 C FC 84 X FC 83 2-1 ① **F7**		2 1 0	0 0 0	0 0 0	0 0 0	0 0 0	1 0 0	0 0 0
40 Rich Harden, L (1, 1) OBP: 0.281, SLG: 0.290 29 Jeff Samardzija, R (7, 1) 5 Jake Fox, R (8, PH) OBP: 0.341, SLG: 0.586 (8, 2)			X FF 84 0-0 ② **G4-3**		C FF 85 X CH 80 0-1 **2B**			C SL 79 C CU 70 B FC 86 X CH 82 1-2 ② **G5-3**		2 0 1	0 0 0	1 0 0	0 0 0	0 0 0	0 0 0	0 0 0
Inning Stats	R: 0 E: 0 K: 2 S: 8 H: 0 LOB: 0 BB: 0 P: 12	R: 0 E: 0 K: 0 S: 9 H: 0 LOB: 1 BB: 1 P: 17	R: 0 E: 0 K: 0 S: 5 H: 0 LOB: 0 BB: 0 P: 8	R: 0 E: 0 K: 1 S: 9 H: 2 LOB: 2 BB: 0 P: 12	R: 0 E: 0 K: 1 S: 14 H: 1 LOB: 1 BB: 0 P: 19	R: 0 E: 0 K: 0 S: 6 H: 0 LOB: 0 BB: 0 P: 10	R: 0 E: 0 K: 0 S: 7 H: 1 LOB: 0 BB: 0 P: 9	R: 0 E: 0 K: 0 S: 9 H: 0 LOB: 0 BB: 0 P: 15	R: 0 E: 0 K: 0 S: 11 H: 0 LOB: 0 BB: 0 P: 15	1B: 3 2B: 1 3B: 0 HR: 0	SF: 0 SAC: 0 DP: 0 HBP: 0			WP: 0 PB: 0 SB: 0 CS: 0	PA: 31		

PITCHER	IP	WLS	BF	H	R	ER	SO	BB	IBB	HBP	BLK	WP	HR	S	P	ERA	WHIP
62 Justin Lehr, R (1, 1) ERA: 1.93	9.0	W	31	4	0	0	4	1	0	0	0	0	0	78	117	0.00	0.556

PITCHER	IP	WLS	BF	H	R	ER	SO	BB	IBB	HBP	BLK	WP	HR	S	P	ERA	WHIP

TOP

Chicago Cubs @ Cincinnati Reds

Great American Ball Park, Cincinnati, OH

Wed Aug 05 2009, 7:10 PM EDT
Att. 22,098 - Partly Cloudy - 80 F

livebaseballscorecards.com

AB	30
R	0
H	4
RBI	0
BB	1
SO	4
LOB	7

BOTTOM

Batter	1	2	3	4	5	6	7	8	9	AB	R	H	RBI	BB	SO	LOB
3 Willy Taveras, R (1, 8) OBP: 0.279, SLG: 0.290	F FF 91 B FF 92 B SL 85 X FF 92 2-1 P3 ①	C SL 86 F FF 96 S SL 87 0-3 K2-3 ②			X FF 91 0-0 2 SH2-4 1B		B SL 81 X 1-0 2 S 2 SF8 1B			4	1	2	0	0	1	2
2 Alex Gonzalez, R (1, 6) OBP: 0.243, SLG: 0.287	C FF 91 F FF 92 F FF 95 S SL 87 0-3 K ②	B FF 95 B SL 87 B FF 96 C FF 96 B 4-1 BB			1 SAFE X SL 84 0-0 SH2-4 ① 1-2		C FF 94 B FF 94 M FF 92 2 SAFE B FS 85 F FF 94 B FS 85 X FF 95 3-2 SF8 ① 1-H			1	0	0	1	1	1	0
19 Joey Votto, L (1, 3) OBP: 0.405, SLG: 0.584	C FF 94 B FF 94 C FF 95 S SL 86 1-3 K ③	F FF 96 B SL 87 C SL 87 S SL 88 1-3 K ③			B FF 92 S SL 85 B FF 92 F SL 85 S SL 86 2-3 K ②		B FS 87 B FF 96 X SL 82 2-0 G3 ②			4	0	0	0	0	3	4
4 Brandon Phillips, R (1, 4) OBP: 0.327, SLG: 0.456		B FF 90 C SL 84 S SL 85 X SL 86 1-2 27 HR 1B	C SL 83 F FF 94 F FF 96 B SL 87 F SL 87 H FF 95 2-2 25 CS 27 S HBP		C SL 85 S SL 87 S SL 85 0-3 K ③		X FF 95 0-0 F8 ③			3	1	1	0	0	1	1
27 Scott Rolen, R (1, 5) OBP: 0.367, SLG: 0.476		X FF 92 0-0 1-H HR	B SL 87 D SL 87 C FF 95 C SL 85 B SL 85 T FF 97 3-2 K ① 1-2		B FF 93 B SL 85 B FF 94 B FF 94 4-0 29 FC6-4 17 BB BB			B FF 93 B FF 93 C FF 94 F FF 94 X FS 87 2-2 P4 ①		3	1	1	2	1	1	1
25 Wladimir Balentien, R (1, 9) OBP: 0.269, SLG: 0.361		B CH 82 F FF 96 X SL 85 1-1 29 BB 62 SH 1B	C FF 95 B FF 95 B FF 95 B FF 96 S SL 88 X FF 97 3-2 F9 ②③ 2-3		B SL 85 S SL 86 X FF 93 1-1 F9 ①			C CU 81 B FF 95 S FF 95 X FS 86 1-2 G5-3 ②		4	1	1	0	0	0	2
17 Laynce Nix, L (1, 7) OBP: 0.290, SLG: 0.442		F FF 94 1 SAFE C SL 83 T SL 86 0-2 K ①		B SL 84 F SL 84 B FF 92 S SL 84 X SL 83 2-2 G4-3 ①		B FF 92 D SL 86 B FF 93 C FF 92 B SL 86 4-1 29 FC6-4 1-2 BB		S FF 95 F FS 87 S FF 95 0-3 K ③		3	0	0	0	1	2	1
29 Ryan Hanigan, R (1, 2) OBP: 0.399, SLG: 0.361		B FF 93 1 SAFE B SL 83 F FF 94 D SL 85 1 SAFE B FF 94 4-1 62 SH 1-2 BB		C FF 93 B FF 92 F SL 86 B SL 87 X SL 86 2-2 G3 ②		C SL 84 F FF 94 X SL 87 0-2 FC6-4 ② 1-2f 2-3				2	0	0	0	1	0	2
62 Justin Lehr, R (1, 1)		X FF 95 0-0 SH 1-3 2-H		B FF 94 B FF 94 C FF 95 C FF 95 S FF 95 2-3 K ③		B FF 94 C FF 94 C SL 86 X SL 86 1-2 G1-3 ③				2	0	0	0	0	1	2
Inning Stats	R: 0 E: 0 K: 2 S: 9 H: 0 LOB: 0 BB: 0 P: 12	R: 3 E: 1 K: 3 S: 18 H: 3 LOB: 3 BB: 2 P: 29	R: 0 E: 0 K: 1 S: 10 H: 0 LOB: 0 BB: 0 P: 18	R: 0 E: 0 K: 1 S: 9 H: 0 LOB: 0 BB: 0 P: 15	R: 0 E: 0 K: 2 S: 8 H: 1 LOB: 1 BB: 0 P: 10	R: 0 E: 0 K: 0 S: 9 H: 0 LOB: 2 BB: 2 P: 19	R: 1 E: 0 K: 0 S: 7 H: 1 LOB: 0 BB: 0 P: 13	R: 0 E: 0 K: 1 S: 9 H: 0 LOB: 0 BB: 0 P: 12		1B: 4 2B: 0 3B: 0 HR: 1 SF: 1 SAC: 2 DP: 0 HBP: 1				WP: 0 PB: 0 SB: 3 CS: 1 PA: 34		

PITCHER		IP	WLS	BF	H	R	ER	SO	BB	IBB	HBP	BLK	WP	HR	S	P	ERA	WHIP
40 Rich Harden, R ERA: 4.41	(1, 1)	6.0	L	27	4	3	2	9	4	0	1	0	0	1	63	103	3.00	1.333
29 Jeff Samardzija, R ERA: 6.64	(7, 1)	1.0		4	1	1	1	0	0	0	0	0	0	0	7	13	9.00	1.000
63 Kevin Gregg, R ERA: 4.09	(8, 1)	1.0		3	0	0	0	1	0	0	0	0	0	0	9	12	0.00	0.000

PITCHER	IP	WLS	BF	H	R	ER	SO	BB	IBB	HBP	BLK	WP	HR	S	P	ERA	WHIP

Chicago Cubs @ Cincinnati Reds

Great American Ball Park, Cincinnati, OH

Wed Aug 05 2009, 7:10 PM EDT
Att. 22,098 - Partly Cloudy - 80 F

livebaseballscorecards.com

AB	26
R	4
H	5
RBI	3
BB	4
SO	10
LOB	15

Cincinnati Reds @ San Francisco Giants

AT&T Park, San Francisco, CA

Fri Aug 07 2009, 7:15 PM PDT

Att. 41,744 - Clear - 66 F

TOP

livebaseballscorecards.com

Batter	1	2	3	4	5	6	7	8	9	AB	R	H	RBI	BB	SO	LOB
3 Willy Taveras, R (1, 8) OBP: 0.276, SLG: 0.287	F SI 92 B FF 95 C SI 93 S CH 84 1-3 K2-3 ①		B FF 94 X SI 92 1-0 B1-3 ③		X CU 77 0-0 E6 2 1B		C SI 92 X CU 78 0-1 G4-3 ②		X FF 97 0-0 SH1-3 ① 1-2	4	1	0	0	0	1	0
2 Alex Gonzalez, R (1, 6) OBP: 0.250, SLG: 0.291	S FF 94 B FF 94 B CU 75 B SI 94 X SI 94 3-1 P3 ②			B FF 93 X FF 93 1-0 4 1B 25 E 1B	C FF 93 B SI 93 X 1-1 2-H 1B		B SL 81 F FF 94 X FF 93 1-1 F9 ③		B SL 90 F FF 98 B FF 99 F FF 97 B SL 89 B SL 88 4-2 4 BB 19 BB 27 E BB	4	2	2	1	1	0	0
19 Joey Votto, L (1, 3) OBP: 0.405, SLG: 0.578	B SI 94 S CU 76 C CH 84 B CH 86 X CH 84 2-2 G6-3 ③			C SI 92 D CH 84 B CH 84 F CU 74 S FF 93 2-3 K ①	B FF 92 F SI 91 1 SAFE B FF 92 S CU 74 B FF 92 X CH 85 3-2 G4-3 ③			B CU 77 B SI 92 C FF 93 B SI 93 B SI 93 4-1 4 2B 17 1B BB	B FF 97 C FF 98 S FF 97 B FF 98 F SL 90 F FF 98 B FF 99 B FF 98 4-2 27 E 4 BB 25 E 1-2 2-3 BB	3	2	0	0	2	1	2
4 Brandon Phillips, R (1, 4) OBP: 0.330, SLG: 0.459		C FF 92 F CU 75 C SL 82 0-3 K ①		F FF 94 B FF 94 B SI 94 F FF 94 1 SAFE D CH 84 F CH 85 X FF 94 3-2 25 E 1-2 1B		X CU 77 0-0 F7 ①		B FF 88 C FF 89 X FF 89 1-1 17 1B 1-3 2B	B SL 90 F FF 99 B FF 97 B FF 99 B FF 96 4-1 25 E 27 E 17 WP 1-2 2-3 3-H BB	4	2	2	1	1	1	0
27 Scott Rolen, R (1, 5) OBP: 0.365, SLG: 0.474		B FF 94 X SI 94 1-0 F9 ②		S FF 93 X SI 94 0-1 F8 ②		C FF 92 B SI 93 B CU 77 X FF 93 2-1 25 1B 31 FC5-4 2B		C SL 77 F SL 76 D SL 76 B FF 91 S SL 75 2-3 K ① B CU 70 C SL 82 X CU 70 1-1 E2 17 WP 25 E 17 SF8 1-2 2-3 3-H		5	2	1	0	0	1	6
25 Wladimir Balentien, R (1, 9) OBP: 0.283, SLG: 0.367		B SI 92 S CU 76 B SL 82 S SI 93 F CH 86 B FF 96 F CH 85 B SI 94 4-2 BB		C SI 92 D CH 85 C SL 83 B CH 86 X SI 94 2-2 E8 1-3 2-H 1B		C FF 93 S SL 82 X CH 83 0-2 31 FC5-4 2-3 1B		B FF 89 C SL 76 B SL 75 B SL 75 B FF 90 4-1 17 1B BB C FC 89 X CU 70 0-1 E5 17 WP 1-2 2-3 3-H		3	0	2	1	2	0	2
31 Jonny Gomes, R (1, 7) OBP: 0.351, SLG: 0.530 17 Laynce Nix, L (8, PH) OBP: 0.292, SLG: 0.444 (8, 7)		F CU 78 1 SAFE C SL 82 S SL 82 0-3 K ③		S CU 78 F SL 83 D SL 84 F SL 83 B FF 94 B CH 86 F CH 86 C SL 83 3-3 K ③		B SI 93 X SL 83 1-0 FC5-4 ② 1-2f 3-H		B FF 97 C SL 89 B SL 88 X SL 91 2-1 29 G4-3 1-2 2-H 3-H 1B C SL 82 B CU 71 C FC 90 X CU 70 1-2 SF8 ② 1-2 2-H 3-H	3 0 0 1 0 2 4 1 0 1 3 0 0 0	3 1	0 0	0 1	1 3	0 0	2 0	4 0
29 Ryan Hanigan, R (1, 2) OBP: 0.390, SLG: 0.351			X FF 93 0-0 G6-3 ①		B SI 90 B FF 91 C FF 91 X SI 92 2-1 G6-3 ① 1 SAFE C FF 93 F CU 77 1 SAFE F FF 94 B CH 85 F CH 84 F CH 83 S CH 84 1-3 K ③			B FF 97 C FF 97 F SL 93 B FF 96 X FF 96 2-2 G4-3 1-2f C FC 88 C CU 70 D CU 68 X FC 89 1-2 G4-3 ③	5	0	0	0	0	1	4
34 Homer Bailey, R (1, 1) 40 Nick Masset, R (7, 1) 25 David Weathers, R (8, 1) 15 Drew Sutton, S (9, PH) OBP: 0.240, SLG: 0.292 48 Francisco Cordero, R (9, 1)			C SI 92 C FF 93 F FF 93 X SL 82 0-2 G3 ②		F FF 92 B FF 93 F CU 79 F CH 81 S FF 93 1-3 K ②		S FF 91 F SL 81 B CH 82 B SL 82 F FF 93 F SI 91 B CU 79 X FF 93 3-2 G4-3 ①		S FF 95 X FF 95 0-1 19 BB 3 SH1-3 4 BB 1B	3 0 0 0 1 0	0 0 0 1 0	0 0 0 1 0	0 0 0 1 0	0 0 0 0 0	1 0 0 0 0	0 0 0 0 0

	AB	R	H	RBI	BB	SO	LOB
	36	10	9	7	6	8	18

Inning Stats	1	2	3	4	5	6	7	8	9	1B	SF	WP	PA
R	0	0	0	1	1	1	0	2	5	7	1	1	44
E	0	0	0	1	1	0	0	0	2	2B	2	SAC	1	PB	0
K	1	2	0	2	1	1	0	1	0	3B	0	DP	1	SB	0
S	8	11	6	18	12	13	9	12	20	HR	0	HBP	0	CS	0
H	0	0	0	3	1	2	0	2	1						
LOB	0	1	0	2	1	0	0	1	1						
BB	0	1	0	0	0	0	0	2	3						
P	14	16	7	29	19	17	13	27	35						

PITCHER		IP	WLS	BF	H	R	ER	SO	BB	IBB	HBP	BLK	WP	HR	S	P	ERA	WHIP
55 Tim Lincecum, R ERA: 2.2	(1, 1)	7.0		29	6	3	2	7	1	0	0	0	0	0	77	115	2.57	1.000
41 Jeremy Affeldt, L ERA: 1.71	(8, 1)	0.0		1	0	1	1	0	1	0	0	0	0	0	1	5	∞	∞
54 Sergio Romo, R ERA: 5.6	(8, 1)	0.1	H	3	1	0	0	1	1	0	0	0	0	0	6	13	0.00	6.000
38 Brian Wilson, R ERA: 3.14	(8, 1)	1.0	L	7	2	5	2	0	3	0	0	0	0	0	15	31	18.00	5.000
49 Brandon Medders, R ERA: 2.8	(9, 1)	0.2		4	0	1	0	0	0	0	0	0	1	0	10	13	0.00	0.000

PITCHER	IP	WLS	BF	H	R	ER	SO	BB	IBB	HBP	BLK	WP	HR	S	P	ERA	WHIP

Cincinnati Reds @ San Francisco Giants

AT&T Park, San Francisco, CA

Fri Aug 07 2009, 7:15 PM PDT

Att. 41,744 - Clear - 66 F

livebaseballscorecards.com

Batter	1	2	3	4	5	6	7	8	9	AB	R	H	RBI	BB	SO	LOB
8 Eugenio Velez, S (1, 7) OBP: 0.352, SLG: 0.440	C SI 94 F CH 87 F SI 96 S KC 79 0-3 ① K2-3		B SI 95 C CH 84 C KC 76 B FF 95 F FF 94 X SI 95 2-2 ① G3-1		X FF 94 0-0 1-H HR		L KC 74 F FF 93 F KC 76 F FF 95 X KC 78 0-2 21 FC6-2 48 1B 2-3 1B		C CH 85 B SL 88 S CH 87 F FF 94 B CH 87 B CH 86 F CH 86 F FF 94 F SL 87 3-2 ① P5	5	2	2	2	0	1	1
21 Freddy Sanchez, R (1, 4) OBP: 0.339, SLG: 0.448	X SI 95 0-0 ② L4		B SL 86 S SL 86 X SI 95 1-1 ② G4-3		C SL 88 B SL 88 S KC 80 F FF 96 X SL 85 1-2 48 G5-3 1B		1 SAFE X FC 88 0-0 ① FC6-2 48 1B 1-2 3-H		B FF 92 B SL 86 C FF 93 B FF 93 F FF 93 B SL 88 4-2 48 1B 1-2 BB	4	0	1	0	1	0	2
48 Pablo Sandoval, S (1, 5) OBP: 0.385, SLG: 0.564	B FF 95 B SI 95 F SI 93 B SI 94 B SI 94 4-1 1 HR BB		X CH 89 0-0 ③ L9		1 SAFE B FF 94 B FF 96 B SI 95 F SI 95 X KC 77 3-2 ② 1-2 G5-3		F SL 80 S SI 94 B SI 94 F SI 94 F SL 83 B FF 93 F FS 89 F FS 90 X SI 94 2-2 1-2 2-H 1B		C FF 95 C FF 94 F CH 87 X FF 95 0-2 1-2 2-3 1B	4	1	2	1	1	0	1
1 Bengie Molina, R (1, 2) OBP: 0.272, SLG: 0.421	C SI 94 B SL 87 B SL 86 S FF 95 F FF 95 B FF 94 F FF 94 X KC 75 3-2 1-H HR			X FF 94 0-0 ① F8	F SI 96 B SI 95 B FF 97 X SI 97 2-1 ③ F8		B FS 89 F FC 89 B FF 94 B FC 89 X FF 93 3-1 ② P6		B FF 95 S SL 89 X FF 95 1-1 ② F8	5	1	1	2	0	0	6
2 Randy Winn, S (1, 9) OBP: 0.316, SLG: 0.368	C SI 95 C FF 94 B FF 96 F CH 88 F FF 95 T SI 90 1-2 ③ K			B FF 95 B CH 87 X FF 94 2-0 ② L3		B FF 94 S FF 94 X KC 75 1-1 ① G3-1	S FS 88 C FS 88 F FF 94 B SI 93 B FS 89 S SL 83 2-3 ③ K		B CH 87 B CH 86 S FF 95 C FF 95 B CH 87 X FF 95 3-2 ③ G4-3	5	0	0	0	0	2	5
23 Ryan Garko, R (1, 3) OBP: 0.365, SLG: 0.450		C SI 94 B FF 95 B SI 94 F FF 94 X SI 94 2-2 ① F8		C FF 94 F FF 94 F FF 95 B FF 95 X SL 86 1-2 33 FC6-4 1B		B FF 95 B SI 94 X FF 94 2-0 ② G6-3		C FF 88 B FF 88 F FF 88 B SL 82 F FF 88 X FF 88 2-2 ① F8		4	0	1	0	0	0	0
33 Aaron Rowand, R (1, 8) OBP: 0.334, SLG: 0.446		C FF 94 B SL 86 X SL 88 1-1 ② G5-3		X FF 94 0-0 ③ FC6-4 1-2f		B SL 87 C SL 85 X SL 87 1-1 1B		X FF 89 0-0 ② P4		4	0	1	0	0	0	1
16 Edgar Renteria, R (1, 6) OBP: 0.311, SLG: 0.317		X SI 95 0-0 1B			B FF 93 C SL 84 B FF 94 X FF 94 2-1 ① F9	B FF 93 C SL 84 B FF 94 X FF 94 2-0 ③ F9	1 SAFE B FF 95 D SL 86 1 SAFE X SI 94	B FF 87 C FF 87 B FF 88 F FF 88 S SI 87 2-3 ③ K		4	0	1	0	0	1	1
55 Tim Lincecum, L (1, 1) OBP: 0.245, SLG: 0.208 14 Fred Lewis, L (7, PH) OBP: 0.339, SLG: 0.393 41 Jeremy Affeldt, L (8, 1) OBP: 0.500, SLG: 0.500 54 Sergio Romo, R (8, 1) 38 Brian Wilson, R (8, 1) 49 Brandon Medders, R (9, 1) 35 Rich Aurilia, R (9, PH) OBP: 0.265, SLG: 0.292	B SI 93 X FF 93 1-0 ③ G6-3				B FF 94 C SI 92 F SI 95 F FF 95 B SL 83 F FF 94 B CH 87 X FF 93 3-2 8 HR 1B		B CH 88 C SI 95 F CH 88 B FF 95 B KC 76 F FF 94 F FF 95 X SI 96 3-2 8 1B 21 FC6-2 2B		X FF 92 0-0 48 1B 21 BB 1B	2 1 0 0 0 0 0 1	1 0 0 0 0 0 0 0	1 1 0 0 0 0 0 1	0 0 0 0 0 0 0 0	0 0 0 0 0 0 0 0	0 0 0 0 0 0 0 0	1 0 0 0 0 0 0 0
Inning Stats	R: 2 E: 0 K: 2 S: 16 H: 1 LOB: 0 BB: 1 P: 24	R: 0 E: 0 K: 0 S: 7 H: 1 LOB: 1 BB: 0 P: 11	R: 0 E: 0 K: 0 S: 7 H: 0 LOB: 0 BB: 0 P: 10	R: 0 E: 0 K: 0 S: 7 H: 1 LOB: 1 BB: 0 P: 10	R: 2 E: 0 K: 0 S: 17 H: 3 LOB: 1 BB: 0 P: 28	R: 0 E: 0 K: 0 S: 6 H: 1 LOB: 1 BB: 0 P: 12	R: 1 E: 0 K: 1 S: 24 H: 3 LOB: 2 BB: 0 P: 34	R: 0 E: 0 K: 1 S: 8 H: 0 LOB: 0 BB: 0 P: 12	R: 0 E: 0 K: 0 S: 21 H: 2 LOB: 3 BB: 1 P: 32	1B: 9 2B: 1 3B: 0 HR: 2 SF: 0 SAC: 0 DP: 0 HBP: 0						

BOTTOM

AB	39
R	5
H	12
RBI	5
BB	2
SO	4
LOB	18

WP: 0 PB: 0 SB: 0 CS: 0 PA: 41

PITCHER		IP	WLS	BF	H	R	ER	SO	BB	IBB	HBP	BLK	WP	HR	S	P	ERA	WHIP
34 Homer Bailey, R ERA: 7.11	(1, 1)	6.0		28	9	5	5	2	1	0	0	0	0	2	70	108	7.50	1.667
40 Nick Masset, R ERA: 2.79	(7, 1)	1.0		4	1	0	0	1	0	0	0	0	0	0	14	21	0.00	1.000
25 David Weathers, R ERA: 3.32	(8, 1)	1.0	W	3	0	0	0	1	0	0	0	0	0	0	8	12	0.00	0.000
48 Francisco Cordero, R ERA: 1.66	(9, 1)	1.0		6	2	0	0	0	1	0	0	0	0	0	21	32	0.00	3.000

PITCHER	IP	WLS	BF	H	R	ER	SO	BB	IBB	HBP	BLK	WP	HR	S	P	ERA	WHIP

Cincinnati Reds @ San Francisco Giants

AT&T Park, San Francisco, CA

Sat Aug 08 2009, 1:05 PM PDT

Att. 37,057 - Sunny - 72 F

TOP

livebaseballscorecards.com

Batter	1	2	3	4	5	6	7	8	9	AB	R	H	RBI	BB	SO	LOB
3 Willy Taveras, R (1, 8) OBP: 0.273, SLG: 0.284	M SI 87 F CU 73 F CU 73 B SI 87 F FC 81 X SI 88 1-2 ① L6		B CH 73 C SL 77 F CU 72 X CU 73 1-2 ② G5-3		C SL 78 B CU 72 F FC 79 F SI 86 X FF 87 1-2 ③ P3			C FF 94 B SL 87 F SI 94 X SI 93 1-2 ② P4		4	0	0	0	0	0	0
2 Alex Gonzalez, R (1, 6) OBP: 0.250, SLG: 0.290	C SI 86 B CU 72 X CH 75 1-1 ② G5-3		C CU 72 X CH 73 0-1 ③ F7			C SI 86 B CU 74 T SI 86 X SI 86 1-2 ① F7		B SI 93 C SL 85 C SI 93 B SI 94 X SL 86 2-2 1B		4	0	1	0	0	0	0
19 Joey Votto, L (1, 3) OBP: 0.400, SLG: 0.569	B SI 88 S SL 80 B SI 86 X SI 85 2-1 ③ G1-3			S FC 79 F SL 79 B SL 79 B SI 88 T SI 85 2-2 ① K		B SI 86 C SI 88 C FC 80 B FC 81 B CU 74 S SI 88 3-3 ② K		C SI 94 D CU 79 C SI 94 1 SAFE B CU 79 B SI 94 S FF 94 3-3 ③ K		4	0	0	0	0	3	1
4 Brandon Phillips, R (1, 4) OBP: 0.332, SLG: 0.461		B FF 86 C CU 70 F CU 73 B SI 87 F SI 87 F SI 88 B CU 73 B SL 78 4-2 25 2B BB		F CU 71 B FF 87 X SI 87 1-1 31 1B 2B		B CH 75 X CH 74 1-0 ③ F7			B FF 94 C SL 88 X SL 90 1-1 ① F8	3	2	1	0	1	0	0
25 Wladimir Balentien, R (1, 9) OBP: 0.293, SLG: 0.378		S SI 86 B SI 86 1 SAFE B CH 74 F SI 86 1 SAFE 1 SAFE 1 SAFE B CU 72 3-2 X CH 73 31 G1-3 1-H 2B		F CH 73 B SI 86 B SI 86 D SI 87 C FC 80 C SI 86 3-3 ② K			C SI 85 B CU 73 B SL 78 C SL 78 F FF 87 B CU 73 B SI 86 4-2 23 1B BB		F FF 95 B SI 94 B SL 89 X FF 95 2-1 31 G1-4-3 1B	3	0	2	1	1	1	1
31 Jonny Gomes, R (1, 7) OBP: 0.349, SLG: 0.523		B CU 71 C SI 86 X CU 73 1-1 ① G1-3 2-3		B CU 72 C CH 73 X CU 74 1-1 2-H 1B			B SI 93 C SL 84 F SL 84 B SI 93 X SL 84 2-2 ① F7		C SL 90 X SL 89 0-1 ②③ G1-4-3 1-2f	4	0	1	1	0	0	3
23 Adam Rosales, R (1, 5) OBP: 0.286, SLG: 0.323		C CU 71 F CU 74 B SI 85 S SI 86 1-3 ② K		B CU 71 F SL 78 X SI 87 1-1 ③ F9			B FF 93 X SI 93 1-0 29 G5-4-3 1-2 1B			3	0	1	0	0	1	2
29 Ryan Hanigan, R (1, 2) OBP: 0.385, SLG: 0.346		C CU 72 B SI 87 B SI 87 C SL 78 X CU 74 2-2 ③ L4			B SI 84 C SI 85 F SI 85 X SI 87 1-2 ① G6-3		C SI 93 C FF 93 F SI 92 F SL 86 X SI 94 0-2 ②③ G5-4-3 1-2f			3	0	0	0	0	0	3
61 Bronson Arroyo, R (1, 1) OBP: 0.128, SLG: 0.179 15 Drew Sutton, S (8, PH) OBP: 0.231, SLG: 0.280 46 Carlos Fisher, R (8, 1)			B SI 86 C SI 86 B SL 76 X SI 86 2-1 ① B1-3		F SI 87 C SL 78 X CU 72 0-2 ② G5-3			X SI 92 0-0 ① G3		2 1 0	0 0 0	0 0 0	0 0 0	0 0 0	0 0 0	0 0 0

Inning Stats	1	2	3	4	5	6	7	8	9
	R: 0 H: 0 E: 0 LOB: 0 K: 0 BB: 0 S: 9 P: 13	R: 1 H: 1 E: 0 LOB: 1 K: 1 BB: 1 S: 15 P: 26	R: 0 H: 0 E: 0 LOB: 0 K: 0 BB: 0 S: 7 P: 10	R: 1 H: 2 E: 0 LOB: 1 K: 2 BB: 0 S: 12 P: 20	R: 0 H: 0 E: 0 LOB: 0 K: 0 BB: 0 S: 10 P: 12	R: 0 H: 0 E: 0 LOB: 0 K: 1 BB: 0 S: 7 P: 12	R: 0 H: 1 E: 0 LOB: 1 K: 0 BB: 1 S: 12 P: 19	R: 0 H: 1 E: 0 LOB: 1 K: 1 BB: 0 S: 10 P: 16	R: 0 H: 1 E: 0 LOB: 0 K: 0 BB: 0 S: 6 P: 9

AB	31
R	2
H	6
RBI	2
BB	2
SO	5
LOB	10

1B: 4 SF: 0 WP: 0 PA: 33
2B: 2 SAC: 0 PB: 0
3B: 0 DP: 2 SB: 0
HR: 0 HBP: 0 CS: 0

PITCHER		IP	WLS	BF	H	R	ER	SO	BB	IBB	HBP	BLK	WP	HR	S	P	ERA	WHIP
75 Barry Zito, L ERA: 4.4	(1, 1)	6.0	W	23	3	2	2	4	2	0	0	0	0	0	63	100	3.00	0.833
46 Bob Howry, R ERA: 3.77	(7, 1)	1.2	H	6	2	0	0	0	0	0	0	0	0	0	16	22	0.00	1.200
41 Jeremy Affeldt, L ERA: 1.7	(8, 1)	0.1	H	1	0	0	0	1	0	0	0	0	0	0	3	6	0.00	0.000
38 Brian Wilson, R ERA: 3.08	(9, 1)	1.0	S	3	1	0	0	0	0	0	0	0	0	0	6	9	0.00	1.000

PITCHER	IP	WLS	BF	H	R	ER	SO	BB	IBB	HBP	BLK	WP	HR	S	P	ERA	WHIP

BOTTOM

Cincinnati Reds @ San Francisco Giants

AT&T Park, San Francisco, CA

Sat Aug 08 2009, 1:05 PM PDT

Att. 37,057 - Sunny - 72 F

livebaseballscorecards.com

Batter	1	2	3	4	5	6	7	8	9	AB	R	H	RBI	BB	SO	LOB
8 Eugenio Velez, S (1, 9) (7, 7) OBP: 0.359, SLG: 0.477	C CU 69 B SI 87 B CH 80 S CH 80 X SI 83 2-2 48 G4-3 21 G1-3 1 2B 1B		B SI 88 X CH 81 1-0 ① FC4-6 21 S 1-2f			C CU 70 B SI 89 X CH 83 1-1 HR	B CU 71 C CU 69 X FF 88 1-1 E5			4	2	2	1	0	0	1
21 Freddy Sanchez, R (1, 4) OBP: 0.338, SLG: 0.446	B SI 87 1 SAFE C CU 70 1 SAFE X SI 88 1-1 ① G1-3 1-2		1 SAFE C SI 88 B SI 88 1 SAFE F CH 76 1 SAFE B SL 77 S CU 71 2-3 ② K 1-2			X CH 75 0-0 48 E 1 1B 1B	1 SAFE 1 SAFE C SI 88 B SL 76 1 SAFE X CU 67 1-1 ③ L6			4	1	1	0	0	1	3
48 Pablo Sandoval, S (1, 5) OBP: 0.381, SLG: 0.558	S FF 88 C SI 90 F SI 89 F FF 89 B SI 87 B FF 89 X SI 85 2-2 ② G4-3 2-3		X SI 89 0-0 ③ F7			F SL 73 B SI 88 S SL 74 B FF 88 B SI 88 X SL 72 3-2 ① P6 1-3		X SL 82 0-0 ① G6-3		4	0	0	0	0	0	3
1 Bengie Molina, R (1, 2) OBP: 0.276, SLG: 0.436	C SI 90 X SI 89 0-1 3-H 2B			C SI 86 B SI 89 F SL 73 B SL 78 F SI 90 B CU 68 X CU 67 3-2 ① F7		X SI 88 0-0 35 FC5-4 3-H 1B		B FF 91 B FF 91 F FF 93 X FF 93 2-1 HR		4	1	3	3	0	0	0
35 Travis Ishikawa, L (1, 3) OBP: 0.321, SLG: 0.401	S CH 80 B SI 87 B SL 74 X CH 80 2-1 ③ L9			B SI 88 S CU 71 F SI 89 X FF 89 1-2 ② F8		F CU 68 S SI 84 B SI 85 F SL 72 X FF 89 1-2 ② FC5-4 14 1B 1-2f		B SL 82 F SI 92 S SL 84 F SL 85 B SL 85 B SL 81 B SI 93 4-2 BB		3	0	0	0	1	0	2
14 Fred Lewis, L (1, 7) OBP: 0.343, SLG: 0.397 41 Jeremy Affeldt, L (8, 1) OBP: 0.500, SLG: 0.500 23 Ryan Garko, R (8, PH) OBP: 0.364, SLG: 0.448 38 Brian Wilson, R (9, 1)		X SI 85 0-0 33 G5-4-3 1B		C CU 69 B SL 73 X CH 82 1-1 ③ G4-3		B SI 89 C CU 67 C SL 72 B SI 85 X SL 72 2-2 1-2 1B		C FF 93 B FF 94 X SL 84 1-1 ② P4		3 0 1 0	0 0 0 0	2 0 0 0	0 0 0 0	0 0 0 0	0 0 0 0	0 0 1 0
33 Aaron Rowand, R (1, 8) OBP: 0.331, SLG: 0.441		1 SAFE C SL 73 B SL 76 P PO 82 F SL 74 1 SAFE X SI 88 2-2 ① ② G5-4-3 1-2f			S CH 76 F SL 74 F SI 86 S SL 77 0-3 ① K	C SL 75 T SI 88 B FF 88 F SI 88 B SL 76 X CU 67 2-2 ③ P1		B FF 93 1 SAFE F FF 92 F FF 94 1 SAFE X FF 94 1-2 ③ F9		4	0	0	0	0	1	4
16 Edgar Renteria, R (1, 6) OBP: 0.308, SLG: 0.314		C CH 77 F SI 88 B SI 86 X SL 77 1-2 ③ G3			B SL 72 X CU 66 1-0 ② F7		C SI 87 L SI 87 X SI 88 0-2 ① P4			3	0	0	0	0	0	0
75 Barry Zito, L (1, 1) OBP: 0.184, SLG: 0.139 46 Bob Howry, L (7, 1) 2 Randy Winn, S (7, 9) OBP: 0.315, SLG: 0.367			C CH 77 S FF 84 X FF 88 0-2 E6 8 FC4-6		B CU 68 C SI 87 X SI 88 1-1 ③ G4-3		X SI 88 0-0 ② L7			2 0 1	0 0 0	0 0 0	0 0 0	0 0 0	0 0 0	0 0 0

Inning Stats	1	2	3	4	5	6	7	8	9
	R: 1 E: 0 K: 0 S: 14 H: 2 LOB: 1 BB: 0 P: 21	R: 0 E: 0 K: 0 S: 8 H: 1 LOB: 0 BB: 0 P: 10	R: 0 E: 1 K: 1 S: 8 H: 0 LOB: 1 BB: 0 P: 11	R: 0 E: 0 K: 0 S: 9 H: 0 LOB: 0 BB: 0 P: 14	R: 0 E: 0 K: 1 S: 7 H: 0 LOB: 0 BB: 0 P: 9	R: 2 E: 1 K: 0 S: 18 H: 4 LOB: 2 BB: 0 P: 27	R: 0 E: 1 K: 0 S: 8 H: 0 LOB: 1 BB: 0 P: 10	R: 1 E: 0 K: 0 S: 11 H: 1 LOB: 1 BB: 1 P: 19	

	AB	33
	R	4
	H	8
	RBI	4
	BB	1
	SO	2
	LOB	14

1B: 5 SF: 0 WP: 0 PA: 34
2B: 1 SAC: 0 PB: 0
3B: 0 DP: 1 SB: 1
HR: 2 HBP: 0 CS: 0

PITCHER		IP	WLS	BF	H	R	ER	SO	BB	IBB	HBP	BLK	WP	HR	S	P	ERA	WHIP
61 Bronson Arroyo, R ERA: 5.04	(1, 1)	7.0	L	29	7	3	3	2	0	0	0	0	0	1	72	102	3.86	1.000
46 Carlos Fisher, R ERA: 2.88	(8, 1)	1.0		5	1	1	1	0	1	0	0	0	0	1	11	19	9.00	2.000

PITCHER	IP	WLS	BF	H	R	ER	SO	BB	IBB	HBP	BLK	WP	HR	S	P	ERA	WHIP

Batter	1	2	3	4	5	6	7	8	9	AB	R	H	RBI	BB	SO	LOB
3 Willy Taveras, R (1, 8) OBP: 0.272, SLG: 0.283	F FF 92 X SL 86 0-1 G1-3		C FF 92 B SL 85 F FF 92 B SL 86 B SL 87 F FF 93 F FF 93 C FF 93 3-3 K		X SL 84 0-0 2 S 25 1B 1B		S FF 91 B FF 91 L FF 91 S CU 77 1-3 K		C FF 88 B CU 80 B CU 79 B FF 88 F FF 89 X SI 88 3-2 F9	5	1	1	0	0	2	0
2 Alex Gonzalez, R (1, 6) OBP: 0.250, SLG: 0.286 7 Paul Janish, R (7, 6) OBP: 0.296, SLG: 0.261	B FF 92 T FF 92 F SL 87 B SL 87 S FF 93 2-3 K		X FF 92 0-0 F7		B CH 88 F SL 84 D CU 74 B FF 91 B FF 92 4-1 25 1B 1-2 BB		C FF 92 C CU 76 S SL 85 0-3 K		B CU 80 X CU 79 1-0 P6	3 1	0 0	0 0	0 0	1 0	2 0	0 0
4 Brandon Phillips, R (1, 4) OBP: 0.330, SLG: 0.465	B FF 92 B FF 93 X SI 94 2-0 HR		B SL 89 C SL 87 X FF 95 1-1 F8		C SL 86 B SL 85 C SL 87 X FF 94 1-2 L8		B CU 76 B SL 86 C SL 85 S CU 77 X CU 79 2-2 G6-3		F CU 81 B CU 80 B FF 90 S CU 78 X CU 80 2-2 G1-3	5	1	1	1	0	0	2
19 Joey Votto, L (1, 3) OBP: 0.398, SLG: 0.563	B CU 77 F CH 86 B FF 94 S FF 94 B FF 95 F CH 88 F CH 88 B FF 95 4-2 BB			B FF 91 S CH 84 B FF 92 T FF 92 X CH 85 2-2 G6-3	X CH 83 0-0 L8			F CH 90 B CH 83 X CH 82 1-1 L9		3	0	0	0	1	0	2
25 Wladimir Balentien, R (1, 9) OBP: 0.303, SLG: 0.383	S FF 93 B FF 92 C SL 86 C FF 94 1-3 K			C SL 87 S FF 93 X SI 94 0-2 17 1B 23 WP 1B	X SL 85 0-0 1-3 2-H 1B			B FF 92 F FF 92 B FF 93 B FF 92 B FF 93 4-1 30 WP 23 1B BB		3	1	2	1	1	1	1
17 Laynce Nix, L (1, 7)		B CU 73 F FF 92 X FF 92 1-1 L8		X CU 75 0-0 23 WP 1-3 23 HR 1B	C CH 85 F FF 93 B SL 87 S CH 87 1-3 K			C FF 92 B FF 93 S FF 92 S FF 93 1-3 K		4	1	1	0	0	2	3
23 Adam Rosales, R (1, 5) OBP: 0.296, SLG: 0.352		X FF 91 0-0 1B		B CH 88 F FF 93 B SL 86 X FF 92 2-1 1-H 3-H HR		C CU 75 B SL 85 F FF 92 X FF 92 1-2 L9		1 SAFE X FF 92 0-0 30 WP 1-2 1B		4	1	3	2	0	0	0
30 Craig Tatum, R (1, 2) OBP: 0.310, SLG: 0.208		X FF 91 0-0 F7		C FF 93 B SL 88 X CU 77 1-1 G1-3		C FF 92 C FF 93 F FF 94 B CU 77 B SL 88 X FF 93 2-2 F9		B SL 80 B SL 81 I IN 64 I IN 60 4-0 1-2 2-3 IBB		3	0	0	0	1	0	1
39 Aaron Harang, R (1, 1) OBP: 0.159, SLG: 0.233 40 Nick Masset, R (8, 1) 48 Francisco Cordero, R (9, 1)		F FF 91 F FF 91 X SL 86 0-2 G4-3		X FF 94 0-0 G6-3		C FF 92 B CU 75 T FF 92 S FF 94 1-3 K		C FF 92 B FF 92 X FF 92 1-1 G3		4 0 0	0 0 0	0 0 0	0 0 0	0 0 0	1 0 0	4 0 0
Inning Stats	R: 1 E: 0 K: 2 S: 13 H: 1 LOB: 1 BB: 1 P: 22	R: 0 E: 0 K: 0 S: 7 H: 1 LOB: 1 BB: 0 P: 8	R: 0 E: 0 K: 1 S: 8 H: 0 LOB: 0 BB: 0 P: 12	R: 3 E: 0 K: 0 S: 12 H: 3 LOB: 0 BB: 0 P: 17	R: 1 E: 0 K: 1 S: 10 H: 2 LOB: 2 BB: 1 P: 16	R: 0 E: 0 K: 1 S: 10 H: 0 LOB: 0 BB: 0 P: 14	R: 0 E: 0 K: 2 S: 9 H: 0 LOB: 0 BB: 0 P: 12	R: 0 E: 0 K: 1 S: 9 H: 1 LOB: 3 BB: 2 P: 20	R: 0 E: 0 K: 0 S: 7 H: 0 LOB: 0 BB: 0 P: 13	1B: 6 2B: 0 3B: 0 HR: 2		SF: 0 SAC: 0 DP: 0 HBP: 0			WP: 2 PB: 0 SB: 1 CS: 0	PA: 39

TOP

Cincinnati Reds @ San Francisco Giants

AT&T Park, San Francisco, CA

Sun Aug 09 2009, 1:05 PM PDT

Att. 36,705 - Sunny - 76 F

livebaseballscorecards.com

AB	35
R	5
H	8
RBI	4
BB	4
SO	8
LOB	13

PITCHER		IP	WLS	BF	H	R	ER	SO	BB	IBB	HBP	BLK	WP	HR	S	P	ERA	WHIP
18 Matt Cain, R ERA: 2.44	(1, 1)	7.0	L	30	7	5	5	7	2	0	0	0	1	2	69	101	6.43	1.286
47 Merkin Valdez, R ERA: 4.5	(8, 1)	1.0		6	1	0	0	1	1	1	0	0	1	0	9	20	0.00	2.000
45 Justin Miller, R ERA: 2.02	(9, 1)	1.0		3	0	0	0	0	0	0	0	0	0	0	7	13	0.00	0.000

PITCHER	IP	WLS	BF	H	R	ER	SO	BB	IBB	HBP	BLK	WP	HR	S	P	ERA	WHIP

Cincinnati Reds @ San Francisco Giants

AT&T Park, San Francisco, CA

Sun Aug 09 2009, 1:05 PM PDT

Att. 36,705 - Sunny - 76 F

livebaseballscorecards.com

BOTTOM

Batter	1	2	3	4	5	6	7	8	9	AB	R	H	RBI	BB	SO	LOB
8 Eugenio Velez, S (1, 7) (7, 8) OBP: 0.365, SLG: 0.489	F8		G4-3			21 1B 48 G6-3 2B		48 G4-6-3 21 1B 1B		4	1	2	0	0	0	0
21 Freddy Sanchez, R (1, 4) OBP: 0.340, SLG: 0.447	K		K			48 G6-3 1B		48 G4-6-3 1B		4	0	2	0	0	2	0
48 Pablo Sandoval, S (1, 5) OBP: 0.380, SLG: 0.555	1 WP 1B			G4-3		G6-3		G4-6-3		4	0	1	0	0	0	3
1 Bengie Molina, R (1, 2) OBP: 0.274, SLG: 0.431	K			G6-3		F9		F8		4	0	0	0	0	1	2
2 Randy Winn, S (1, 9) OBP: 0.317, SLG: 0.367		K		BB			L8		23 G6-4-3 1B	3	0	1	0	1	1	0
23 Ryan Garko, R (1, 3) OBP: 0.362, SLG: 0.443		G5-3		P3			16 FC4-6 BB		G6-4-3	3	0	0	0	1	0	2
33 Aaron Rowand, R (1, 8) OBP: 0.332, SLG: 0.441		1B			K		K		2B	2	0	1	0	0	1	0
14 Fred Lewis, L (7, 7) OBP: 0.344, SLG: 0.402										2	0	1	0	0	1	1
16 Edgar Renteria, R (1, 6) OBP: 0.305, SLG: 0.311		G5-3			G5-3		FC4-6		L4	4	0	0	0	0	0	3
18 Matt Cain, R (1, 1) OBP: 0.250, SLG: 0.227			P5		K			21 1B 8 1B 48 G4-6-3 1B		2	0	0	0	0	1	0
47 Merkin Valdez, R (8, 1)										0	0	0	0	0	0	0
35 Rich Aurilia, R (8, PH) OBP: 0.271, SLG: 0.299										1	1	1	0	0	0	0
45 Justin Miller, R (9, 1)										0	0	0	0	0	0	0

	AB	33
	R	2
	H	9
	RBI	0
	BB	2
	SO	7
	LOB	11

Inning Stats	1	2	3	4	5	6	7	8	9
	R: 0 E: 0 K: 2 S: 12	H: 1 LOB: 1 BB: 0 P: 18	R: 0 E: 0 K: 1 S: 11	H: 1 LOB: 1 BB: 0 P: 13	R: 0 E: 0 K: 1 S: 8	H: 0 LOB: 0 BB: 0 P: 10	R: 0 E: 0 K: 0 S: 6	H: 0 LOB: 1 BB: 1 P: 11	R: 0 E: 0 K: 2 S: 8	H: 0 LOB: 0 BB: 0 P: 14	R: 1 E: 0 K: 0 S: 12	H: 2 LOB: 0 BB: 0 P: 16	R: 0 E: 0 K: 1 S: 8	H: 0 LOB: 1 BB: 1 P: 13	R: 1 E: 0 K: 0 S: 10	H: 3 LOB: 1 BB: 0 P: 14	R: 0 E: 0 K: 0 S: 8	H: 2 LOB: 1 BB: 0 P: 11

	1B: 7	SF: 0	WP: 1	PA: 35
	2B: 2	SAC: 0	PB: 0	
	3B: 0	DP: 3	SB: 0	
	HR: 0	HBP: 0	CS: 0	

PITCHER		IP	WLS	BF	H	R	ER	SO	BB	IBB	HBP	BLK	WP	HR	S	P	ERA	WHIP
39 Aaron Harang, R ERA: 4.43	(1, 1)	7.0	W	29	7	2	2	7	2	0	0	0	1	0	71	104	2.57	1.286
40 Nick Masset, R ERA: 2.74	(8, 1)	1.0	H	2	0	0	0	0	0	0	0	0	0	0	4	5	0.00	0.000
48 Francisco Cordero, R ERA: 1.62	(9, 1)	1.0	S	4	2	0	0	0	0	0	0	0	0	0	8	11	0.00	2.000

PITCHER	IP	WLS	BF	H	R	ER	SO	BB	IBB	HBP	BLK	WP	HR	S	P	ERA	WHIP

Batter	1	2	3	4	5	6	7	8	9	AB	R	H	RBI	BB	SO	LOB
3 Willy Taveras, R (1, 8) OBP: 0.272, SLG: 0.285	B SI 90 X SI 89 1-0 2 SH1-3 4 SF8 2B		C SI 89 L SL 81 B SL 84 X CU 76 1-2 ② L8		B SI 88 X SL 83 1-0 ③ F8			C SI 93 B SL 88 F SI 94 X SI 94 1-2 ② G6-3		4	1	1	0	0	0	0
2 Alex Gonzalez, R (1, 6) OBP: 0.255, SLG: 0.291	C SI 90 X SL 83 0-1 ① SH1-3 2-3		B SI 88 F SI 89 B SL 85 B SI 90 X SI 89 3-1 4 FC6-4 1B			B SL 83 B CH 85 F SI 88 B SL 80 X SI 87 3-1 ① F7		B SI 95 X SI 94 1-0 1B		3	0	2	0	0	0	0
4 Brandon Phillips, R (1, 4) OBP: 0.327, SLG: 0.462	S SL 83 S SL 85 B SL 84 B SI 90 F CH 84 B SL 84 X CH 82 3-2 ② SF8 3-H		B SL 85 X SI 90 1-0 ③ FC6-4 1-2f			X SL 81 0-0 ② F9		F SI 92 B SL 88 F SI 93 X SL 89 1-2 ③ G1-3		3	0	0	1	0	0	2
19 Joey Votto, L (1, 3) OBP: 0.396, SLG: 0.559	F SI 91 C SL 85 B SL 85 B SL 85 C SI 91 2-3 ③ K			X SI 89 0-0 25 FC5-4 1B		C SL 81 B CH 83 B SI 89 B CH 82 X SL 81 3-1 E3			C CU 77 X CU 78 0-1 ① G4-3	4	0	1	0	0	1	0
25 Wladimir Balentien, R (1, 9) OBP: 0.302, SLG: 0.380		B SI 89 S SI 88 X SI 88 1-1 1B		C SI 88 F SL 82 X SI 88 0-2 ① FC5-4 1-2f		C SL 82 1 SAFE C SL 82 B SL 81 1 SAFE 1 SAFE B CH 82 1 SAFE X SL 83 2-2 ③ G6-3			C FF 89 B FF 89 B SI 92 X FF 90 2-1 ② G5-3	4	0	1	0	0	0	2
31 Jonny Gomes, R (1, 7) OBP: 0.346, SLG: 0.516		C SL 83 B SL 84 F SI 89 B SI 90 F SL 84 1 SAFE F CH 82 F SI 89 C SI 90 2-3 ① K		X SL 83 0-0 ② P4			F SI 93 X SI 94 0-1 ① G4-3		C FF 90 X FF 89 0-1 ① 23 DI 1B	4	0	1	0	0	1	2
23 Adam Rosales, R (1, 5) OBP: 0.289, SLG: 0.343		1 SAFE F SI 89 C SL 84 S SI 90 0-3 ② K		C SI 88 X 0-1 ③ G5-3			B SI 94 B SI 93 C SI 94 S SI 92 X SI 95 2-2 ② G6-3		C SI 92 S FF 90 B FF 90 F SI 93 F CH 84 F CH 84 D CH 86 X FF 91 2-2 ③ G5-3 1-2	4	0	0	0	0	1	3
29 Ryan Hanigan, R (1, 2) OBP: 0.379, SLG: 0.340		C SI 90 B SL 84 X SI 90 1-1 ③ G6-3			C SL 82 B SL 82 B SI 89 B SI 88 C SI 87 X SI 89 3-2 ① L8		B SI 94 C SI 95 C SI 95 B SI 94 X CH 84 2-2 ③ G5-3			3	0	0	0	0	0	1
47 Johnny Cueto, R (1, 1) OBP: 0.175, SLG: 0.108 38 Kip Wells, R (3, 1) 51 Jared Burton, R (5, 1) 52 Daniel Herrera, L (7, 1) 15 Drew Sutton, S (8, PH) OBP: 0.222, SLG: 0.269 46 Carlos Fisher, R (8, 1)			B SI 88 C SI 88 C SI 89 F SL 82 X SI 90 1-2 ① G4-1		F SI 88 X SL 83 0-1 ② G6-3			B SI 93 B SI 92 X SI 92 2-0 ① G3		1 1 0 0 1 0	0 0 0 0 0 0	0 0 0 0 0 0	0 0 0 0 0 0	0 0 0 0 0 0	0 0 0 0 0 0	0 0 0 0 0 0

Inning Stats	1	2	3	4	5	6	7	8	9
R	1	0	0	0	0	0	0	0	0
H	1	1	1	1	0	0	0	1	1
E	0	0	0	0	0	1	0	0	0
LOB	0	1	0	1	1	0	0	1	1
K	1	2	0	0	0	0	0	0	0
BB	0	0	0	0	0	0	0	0	0
S	10	13	10	7	6	8	8	8	12
P	16	17	16	7	10	16	12	13	16

1B	5
2B	1
3B	0
HR	0
SF	1
SAC	1
DP	0
HBP	0
WP	0
PB	0
SB	0
CS	0
PA	34

PITCHER		IP	WLS	BF	H	R	ER	SO	BB	IBB	HBP	BLK	WP	HR	S	P	ERA	WHIP
26 Kyle Lohse, R ERA: 4.34	(1, 1)	6.0	W	23	4	1	1	3	0	0	0	0	0	0	54	82	1.50	0.667
53 Blake Hawksworth, R ERA: 2.49	(7, 1)	2.0	H	7	1	0	0	0	0	0	0	0	0	0	16	25	0.00	0.500
31 Ryan Franklin, R ERA: 1.23	(9, 1)	1.0	S	4	1	0	0	0	0	0	0	0	0	0	12	16	0.00	1.000

PITCHER		IP	WLS	BF	H	R	ER	SO	BB	IBB	HBP	BLK	WP	HR	S	P	ERA	WHIP

TOP

Cincinnati Reds @ St. Louis Cardinals

Busch Stadium, St. Louis, MO

Mon Aug 10 2009, 7:15 PM CDT
Att. 40,212 - Partly Cloudy - 80 F

livebaseballscorecards.com

AB	32
R	1
H	6
RBI	1
BB	0
SO	3
LOB	10

Batter	1	2	3	4	5	6	7	8	9	AB	R	H	RBI	BB	SO	LOB
55 Skip Schumaker, L (1, 4) OBP: 0.356, SLG: 0.400	B CH 81 B SI 92 C SI 92 F SL 87 F CH 85 B SI 89 X SI 92 3-2 28 F8 15 SF7 2B		B SI 94 C SI 94 F SI 96 F FF 94 B CH 89 S CH 88 2-3 ② K		B FF 89 D CH 88 B CH 87 B SL 87 4-0 28 BB BB		C SI 85 C SL 75 B SI 85 B FF 80 S SC 67 2-3 ① K			3	1	1	0	1	2	0
28 Colby Rasmus, L (1, 8) OBP: 0.304, SLG: 0.412	X SI 93 0-0 ① F8 2-3		X CH 84 0-0 ③ F8		B SI 91 B SI 92 B SI 92 C FF 90 B FF 90 4-1 1-2 2-3 3-H BB		B SL 76 S SL 77 F SC 69 X SL 77 1-2 ② G3-1			3	0	0	1	1	0	1
5 Albert Pujols, R (1, 3) OBP: 0.448, SLG: 0.681	B SL 86 B SL 87 B SI 93 B SL 86 4-0 15 S BB			C SI 95 B SL 85 B SL 86 F SL 86 C FF 94 2-3 ① K	C FF 91 B SL 85 X FC 92 1-1 ③ F7		C SI 84 B CH 76 B SC 67 B SC 68 X CH 76 3-1 1B			3	0	1	0	1	1	3
15 Matt Holliday, R (1, 7) OBP: 0.396, SLG: 0.506	B FF 94 C SL 86 C SI 92 D SI 89 X SI 94 2-2 ② SF7 1-2 3-H			X SL 86 0-0 ② G5-3		B SI 91 S SL 84 C SI 90 B CH 87 X SL 84 2-2 3 2B 3B	1 SAFE X CH 76 0-0 ③ L7			3	1	1	1	0	0	1
24 Rick Ankiel, L (1, 9) OBP: 0.286, SLG: 0.399	F SI 94 F FF 93 F SL 88 B FF 93 B SI 94 S CH 87 2-3 ③ K			B FA 89 B SI 94 X SI 95 2-0 ③ G3		B FF 92 F FF 91 X FF 92 1-1 ① F8		X FF 94 0-0 ① P2		4	0	0	0	0	1	2
3 Khalil Greene, R (1, 5) OBP: 0.281, SLG: 0.362 7 Mark DeRosa, R (7, 5) OBP: 0.328, SLG: 0.467		B SI 91 F SL 86 B FF 91 S SL 86 B SL 86 F SL 86 X SL 87 3-2 ① G5-3			X SL 84 0-0 ① G5-3	P PO 86 F SL 82 B SL 83 B CH 87 X SL 84 3-1 13 2B 3-H 2B		F FF 94 B SL 86 B SI 93 B SI 93 F SI 94 F SL 86 F SI 94 D SL 85 4-2 4 G6-4-3 BB		3 0	1 0	1 0	1 0	0 1	0 0	0 0
4 Yadier Molina, R (1, 2) OBP: 0.353, SLG: 0.369		B SI 93 C FF 93 F SL 86 F CH 88 X FF 94 1-2 ② F7			C SI 93 B CH 88 S SL 84 B FF 94 F SI 94 B SI 93 X SI 94 3-2 26 SH1-4 13 BB 28 BB 1B	S FF 92 F FF 92 F SI 92 X SI 91 0-2 ② G5-3		1 SAFE X SI 92 0-0 ②③ G6-4-3 1-2f		4	1	1	0	0	0	2
13 Brendan Ryan, R (1, 6) OBP: 0.318, SLG: 0.374		C SI 90 S CH 85 B SL 88 S FF 94 1-3 ③ K			1 SAFE 1 SAFE C SI 91 D CH 88 B SL 81 B CH 87 B FF 91 4-1 28 BB 26 SH1-4 1-2 BB	X CH 87 0-0 2-H 2B				2	0	1	1	1	1	0
26 Kyle Lohse, R (1, 1) OBP: 0.250, SLG: 0.192 47 Ryan Ludwick, R (6, PH) OBP: 0.331, SLG: 0.479 53 Blake Hawksworth, R (7, 1) 31 Ryan Franklin, R (9, 1)			C SI 92 B SI 94 F CH 85 F FF 93 X CH 86 1-2 ① G6-3		B B L B X 3-1 ② SH1-4 1-2 2-3	X FF 91 0-0 ③ F9				1 1 0 0	0 0 0 0	0 0 0 0	0 0 0 0	0 0 0 0	0 1 0 0	0 0 0 0
Inning Stats	R: 1 E: 0 K: 1 S: 12 H: 1 LOB: 1 BB: 1 P: 23	R: 0 E: 0 K: 1 S: 11 H: 0 LOB: 0 BB: 0 P: 16	R: 0 E: 0 K: 1 S: 9 H: 0 LOB: 0 BB: 0 P: 12	R: 0 E: 0 K: 1 S: 5 H: 0 LOB: 0 BB: 0 P: 9	R: 1 E: 0 K: 0 S: 11 H: 1 LOB: 3 BB: 3 P: 30	R: 2 E: 0 K: 0 S: 14 H: 3 LOB: 1 BB: 0 P: 19	R: 0 E: 0 K: 1 S: 9 H: 1 LOB: 1 BB: 0 P: 15	R: 0 E: 0 K: 0 S: 6 H: 0 LOB: 0 BB: 1 P: 10		1B: 2 2B: 3 3B: 1 HR: 0	SF: 1 SAC: 1 DP: 1 HBP: 0			WP: 0 PB: 0 SB: 1 CS: 0	PA: 34	

PITCHER		IP	WLS	BF	H	R	ER	SO	BB	IBB	HBP	BLK	WP	HR	S	P	ERA	WHIP
47 Johnny Cueto, R ERA: 4.23	(1, 1)	2.0		8	1	1	1	2	1	0	0	0	0	0	23	39	4.50	1.000
38 Kip Wells, R ERA: 6.21	(3, 1)	2.2	L	12	1	1	1	2	3	0	0	0	0	0	23	48	3.38	1.500
51 Jared Burton, R ERA: 5.97	(5, 1)	1.1		7	3	2	2	0	0	0	0	0	0	0	16	22	13.50	2.250
52 Daniel Herrera, L ERA: 2.58	(7, 1)	1.0		4	1	0	0	1	0	0	0	0	0	0	9	15	0.00	1.000
46 Carlos Fisher, R ERA: 2.8	(8, 1)	1.0		3	0	0	0	0	1	0	0	0	0	0	6	10	0.00	1.000

PITCHER	IP	WLS	BF	H	R	ER	SO	BB	IBB	HBP	BLK	WP	HR	S	P	ERA	WHIP

BOTTOM

Cincinnati Reds @ St. Louis Cardinals

Busch Stadium, St. Louis, MO

Mon Aug 10 2009, 7:15 PM CDT
Att. 40,212 - Partly Cloudy - 80 F

livebaseballscorecards.com

AB	27
R	4
H	6
RBI	4
BB	5
SO	5
LOB	10

Batter	1	2	3	4	5	6	7	8	9	AB	R	H	RBI	BB	SO	LOB
21 Chris Dickerson, L OBP: 0.364, SLG: 0.372	(1, 8) (7, 9)									3	1	2	0	2	0	0
2 Alex Gonzalez, R OBP: 0.266, SLG: 0.306	(1, 6)									5	1	4	1	0	0	1
19 Joey Votto, L OBP: 0.396, SLG: 0.555	(1, 3)									4	1	1	1	1	0	4
4 Brandon Phillips, R OBP: 0.326, SLG: 0.457	(1, 4)									4	1	0	0	1	1	3
17 Laynce Nix, L OBP: 0.297, SLG: 0.446	(1, 9) (7, 7)									4	0	2	2	1	1	2
31 Jonny Gomes, R OBP: 0.344, SLG: 0.509	(1, 7)									4	0	1	1	0	2	3
40 Nick Masset, R	(8, 1)									0	0	0	0	0	0	0
53 Arthur Rhodes, L	(8, 1)									0	0	0	0	0	0	0
15 Drew Sutton, S OBP: 0.214, SLG: 0.259	(9, PH)									1	0	0	0	0	1	1
48 Francisco Cordero, R	(9, 1)									0	0	0	0	0	0	0
23 Adam Rosales, R OBP: 0.292, SLG: 0.337	(1, 5)									3	1	0	0	2	2	3
29 Ryan Hanigan, R OBP: 0.373, SLG: 0.333	(1, 2)									4	0	0	0	0	1	4
62 Justin Lehr, R OBP: 0.143, SLG: 0.143	(1, 1)									3	0	1	0	0	1	0
52 Daniel Herrera, L	(7, 1)									0	0	0	0	0	0	0
3 Willy Taveras, R OBP: 0.272, SLG: 0.284	(7, 8)									1	0	0	0	0	0	1

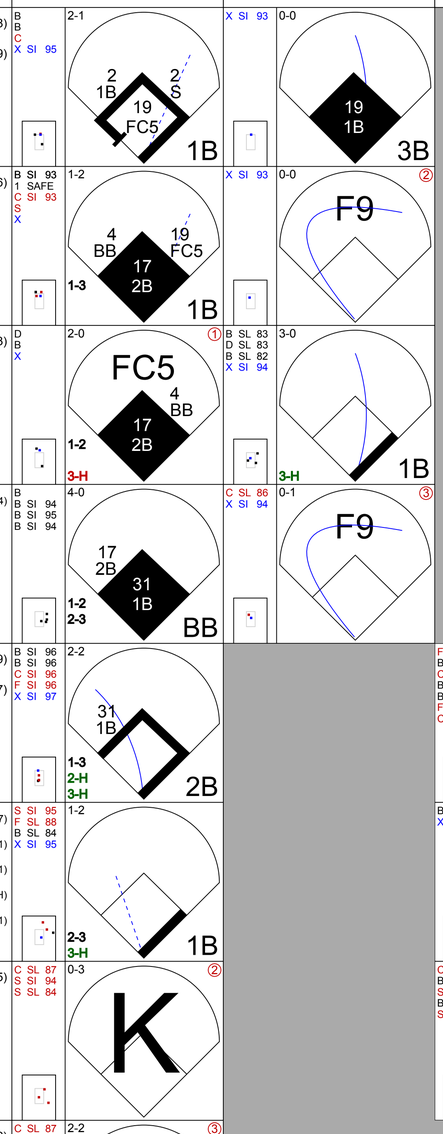

| Inning Stats | | | | | | | | |

Batter	1	2	3	4	5	6	7	8	9	AB	R	H	RBI	BB	SO	LOB
55 Skip Schumaker, L (1, 4) OBP: 0.355, SLG: 0.396	B FF 84 X FF 85 1-0 ① G4-3		B SL 79 B FC 84 C FF 85 B SI 86 C FF 85 B FF 87 4-2 5 FC6-4 BB	C CU 72 X FF 86 0-1 ②③ F7-2 3-H			1 SAFE 1 SAFE B FF 83 X SI 83 1-0 ①② G4-6-3 1-2f		C FF 95 C CH 86 B FF 96 X FF 96 1-2 ① G5-3 1-2	4	0	0	0	1	0	4
28 Colby Rasmus, L (1, 8) OBP: 0.306, SLG: 0.412	B FF 85 B SI 85 S FF 83 F SI 85 B FF 86 X FF 84 3-2 15 1B 1B		X SI 86 0-0 ① F9		C CH 80 F CU 72 B CU 74 F SI 88 B SI 82 F CH 80 X FF 86 2-2 ① F8		C SL 77 F SL 77 B FF 86 B SL 74 F SC 68 C FF 86 2-3 ③ K		C CH 86 F CH 86 F FF 96 B SL 89 F FF 96 X FF 97 1-2 E4 5 FC1-6 1B 2-H	5	0	2	0	0	1	1
5 Albert Pujols, R (1, 3) OBP: 0.445, SLG: 0.683	B FF 86 B FF 86 C SI 86 X FC 81 2-1 ② P5		X SI 88 0-0 ② FC6-4 15 1B 47 1B 1-2f		B CU 73 X FF 88 1-0 ② G6-3			S FS 91 X SI 96 0-1 HR	B SL 90 B FF 96 X SL 90 2-0 ② FC1-6 15 WP 1-2f	5	2	1	1	0	0	3
15 Matt Holliday, R (1, 7) OBP: 0.398, SLG: 0.507	1 SAFE 1 SAFE C SL 79 B CU 72 1 SAFE B FF 87 1 SAFE B SI 88 X FF 88 3-1 1-3 1B		B FF 88 X FC 81 1-0 47 1B 1-2 1B		B CU 73 B SI 81 F SI 87 F SL 80 F SI 86 X FF 86 2-2 1B			C FF 96 S SL 82 S FF 92 0-3 ① K	F SL 90 F SL 90 B FF 91 C FF 97 1-3 ③ K 1-2	5	0	3	0	0	2	1
47 Ryan Ludwick, R (1, 9) OBP: 0.330, SLG: 0.476	B CH 79 1 SAFE C SL 80 X FC 87 1-1 ③ F9		C FF 87 X CU 72 0-1 7 FC4-6 1-2 2-H 1B		C SI 86 F FC 86 1 SAFE B FC 83 1 SAFE X CU 73 1-2 ③ P5			F FF 97 B FF 92 S FF 92 B SL 85 X FC 92 2-2 ② F8		4	0	1	1	0	0	3
7 Mark DeRosa, R (1, 5) OBP: 0.329, SLG: 0.466		C SI 86 X FF 86 0-1 4 G6-4-3 1B	C SI 88 B SI 88 X SI 88 1-1 ③ FC4-6 1-2f			B SL 79 C SL 79 B SI 86 X SI 87 2-1 ① L8		B SL 82 B FC 91 B FF 96 B FF 96 4-0 4 2B BB		3	1	1	0	1	0	2
4 Yadier Molina, R (1, 2) OBP: 0.357, SLG: 0.376		X SI 87 0-0 ①② G6-4-3 1-2f		X SI 86 0-0 41 SH2-4 12 1B 55 F7-2 1B		C SL 78 B FF 86 X SL 78 1-1 ② 1B		C FC 91 D FC 92 D SI 96 F FF 96 X SL 81 2-2 1-H 2B		4	0	3	1	0	0	1
12 Julio Lugo, R (1, 6) 30 Jason Motte, R (7, 1) 43 Trever Miller, R (8, 1) 24 Rick Ankiel, L (8, PH) OBP: 0.285, SLG: 0.397 48 Brad Thompson, R (9, 1) OBP: 0.091, SLG: 0.091		C SI 86 B CH 80 C SL 81 F CU 73 F SI 86 X FF 86 1-2 1B		C SL 80 C CU 72 X CU 72 0-2 41 SH2-4 1-2 1B		B SI 86 X FF 86 1-0 ③ G5-3		C SL 84 X SL 82 0-1 ③ P6		3 0 0 1 0	0 0 0 0 0	2 0 0 0 0	0 0 0 0 0	0 0 0 0 0	0 0 0 0 0	0 0 0 1 0
41 Mitchell Boggs, R (1, 1) OBP: 0.100, SLG: 0.200 36 Dennys Reyes, R (7, 1) 13 Brendan Ryan, R (7, 6) OBP: 0.323, SLG: 0.379		B SI 86 S SI 86 S FF 85 B FC 84 C SI 87 2-3 ③ K		X SI 85 0-0 ① SH2-4 1-2 2-3			B FF 84 C SI 85 B CH 79 F FF 84 X CH 78 2-2 55 G4-6-3 1B		B CH 88 B FF 95 C FF 95 F FF 95 X FF 95 2-2 55 9 28 E 1B	1 0 2	0 0 1	0 0 2	0 0 1	0 0 0	1 0 0	1 0 0
Inning Stats	R: 0 E: 0 K: 0 S: 10 H: 2 LOB: 2 BB: 0 P: 20	R: 0 E: 0 K: 1 S: 11 H: 2 LOB: 1 BB: 0 P: 14	R: 1 E: 0 K: 0 S: 9 H: 2 LOB: 2 BB: 1 P: 15	R: 0 E: 0 K: 0 S: 7 H: 2 LOB: 1 BB: 0 P: 7	R: 0 E: 0 K: 0 S: 13 H: 1 LOB: 1 BB: 0 P: 19	R: 0 E: 0 K: 0 S: 5 H: 1 LOB: 0 BB: 0 P: 9	R: 0 E: 0 K: 1 S: 8 H: 1 LOB: 0 BB: 0 P: 13	R: 2 E: 0 K: 1 S: 13 H: 2 LOB: 1 BB: 1 P: 21	R: 1 E: 1 K: 1 S: 15 H: 2 LOB: 1 BB: 0 P: 22	1B: 13 2B: 2 3B: 0 HR: 1	SF: 0 SAC: 1 DP: 3 HBP: 0				WP: 1 PB: 0 SB: 1 CS: 0	PA: 40	

PITCHER		IP	WLS	BF	H	R	ER	SO	BB	IBB	HBP	BLK	WP	HR	S	P	ERA	WHIP
62 Justin Lehr, R ERA: 1.8	(1, 1)	6.0	W	27	11	1	1	1	1	0	0	0	0	0	58	89	1.50	2.000
52 Daniel Herrera, L ERA: 2.53	(7, 1)	1.0	H	2	0	0	0	1	0	0	0	0	0	0	5	8	0.00	0.000
40 Nick Masset, R ERA: 3.06	(8, 1)	0.2		5	2	2	2	1	1	0	0	0	0	1	11	19	27.00	4.500
53 Arthur Rhodes, L ERA: 2.13	(8, 1)	0.1	H	1	0	0	0	0	0	0	0	0	0	0	2	2	0.00	0.000
48 Francisco Cordero, R ERA: 1.79	(9, 1)	1.0	S	5	2	1	1	1	0	0	0	0	1	0	15	22	9.00	2.000

PITCHER	IP	WLS	BF	H	R	ER	SO	BB	IBB	HBP	BLK	WP	HR	S	P	ERA	WHIP

BOTTOM

Cincinnati Reds @ St. Louis Cardinals

Busch Stadium, St. Louis, MO

Tue Aug 11 2009, 7:15 PM CDT

Att. 40,145 - Clear - 82 F

livebaseballscorecards.com

AB	37
R	4
H	15
RBI	3
BB	2
SO	4
LOB	17

Batter	1	2	3	4	5	6	7	8	9	AB	R	H	RBI	BB	SO	LOB
21 Chris Dickerson, L (1, 7) OBP: 0.368, SLG: 0.377	B SI 92 B SI 92 F SI 88 X SI 94 2-1 ① G4-3		C CU 75 B CU 75 S SI 96 F CU 76 X CU 75 1-2 1B			C CU 74 X CU 75 0-1 19 1B, 3 1B, 4 1B 1B	F CU 76 B FF 91 B FC 92 C FC 90 D CU 79 X FC 90 3-2 2-3 1B		C FF 91 D CU 79 B CU 78 X FF 91 2-1 ③ G3-1	5	1	3	0	0	0	1
3 Willy Taveras, R (1, 8) OBP: 0.271, SLG: 0.284	C SI 93 B SI 94 F SI 94 B CU 74 B CU 75 X FC 89 3-2 ② G5-3		1 SAFE L SI 93 B FC 90 F FC 90 S CU 76 1-3 ③ K2-3			X FC 88 0-0 19 1B, 4 1B 1-2 1B	B CU 76 B FC 88 B FC 90 C SI 94 C SI 95 C SI 95 3-3 ③ K			4	1	1	0	0	2	3
19 Joey Votto, L (1, 3) OBP: 0.398, SLG: 0.554	B SI 94 F FC 87 C SI 93 B FC 88 F FC 88 X FC 89 2-2 1B			B SI 91 C CH 85 S SI 95 S SI 95 1-3 ① K		B CU 74 X SI 94 1-0 4 1B 1-2 2-3 1B		B SL 76 F SI 88 S FF 88 F FF 88 B SL 78 X SL 76 2-2 ① F8		4	0	2	0	0	1	0
4 Brandon Phillips, R (1, 4) OBP: 0.325, SLG: 0.455	S FC 88 C CU 74 1 SAFE 1 SAFE X SI 94 0-2 ③ G1-3			S CU 77 S SI 95 X SI 96 0-2 ② G5-3		S CU 76 X CU 76 0-1 1-3 2-H 3-H 1B		S SL 88 C SL 88 X SL 90 0-2 ② F8		4	0	1	2	0	0	1
25 Wladimir Balentien, R (1, 9) OBP: 0.300, SLG: 0.377		C SI 90 B CU 73 B SI 91 C SI 93 C SI 94 2-3 ① K		S CU 78 F CU 77 X CU 75 0-2 ③ G1-3		B FC 89 C FC 90 F CU 76 C SI 97 1-3 ② K		B SI 92 B SI 92 X SI 91 2-0 1B		4	0	1	0	0	2	2
2 Alex Gonzalez, R (1, 6) OBP: 0.262, SLG: 0.301		F FC 88 S CU 76 C CU 76 0-3 ② K			C SI 93 C SI 93 B CU 76 F CU 75 B CU 76 F CU 76 X FC 91 2-2 ① P4	B CU 76 X FC 88 1-0 ③ F8		C SL 88 B FF 88 F SI 92 D CU 78 S SL 89 2-3 ③ K		4	0	0	0	0	2	3
15 Drew Sutton, S (1, 5) OBP: 0.200, SLG: 0.241 51 Jared Burton, R (5, 1) 31 Jonny Gomes, R (7, PH) OBP: 0.342, SLG: 0.506 40 Nick Masset, R (7, 1) 53 Arthur Rhodes, L (8, 1) 17 Laynce Nix, L (9, PH) OBP: 0.296, SLG: 0.444		F SI 94 S CU 76 B CU 76 S CU 76 1-3 ③ K			F SI 95 S SI 96 B CU 78 S CU 77 1-3 ② K		S CU 76 F SI 94 B SI 95 S SI 96 1-3 ① K		C CU 77 X CU 78 0-1 ① G4-3	2 0 1 0 0 0 1	0 0 0 0 0 0 0	0 0 0 0 0 0 0	0 0 0 0 0 0 0	0 0 1 0 0 0 0	2 0 0 0 0 0 0	0 0 0 0 1 0 0
30 Craig Tatum, R (1, 2) OBP: 0.303, SLG: 0.185		S FC 88 B FC 89 X SI 94 1-1 ① G5-3		X SI 95 0-0 ③ G5-3		X SI 96 0-0 ② G4-3		C FF 90 F FF 89 B SI 92 B SI 92 B FF 90 F FF 89 B FF 91 4-2 BB		3	0	0	0	1	0	0
34 Homer Bailey, R (1, 1) 46 Carlos Fisher, R (1, 1) 23 Adam Rosales, R (5, 5) OBP: 0.293, SLG: 0.343		C SI 93 C SI 93 S CU 76 0-3 ② K			C FC 85 B SI 90 B SI 92 X FC 87 2-1 ① G6-3		C SI 95 B SI 95 X SI 94 1-1 21 1B 2B		C SI 93 B FC 91 X SI 93 1-1 ② F9	0 1 3	0 0 0	0 0 1	0 0 0	0 0 0	0 1 0	0 0 1
Inning Stats	R: 0 E: 0 K: 0 S: 12 H: 1 LOB: 1 BB: 0 P: 19	R: 0 E: 0 K: 3 S: 9 H: 0 LOB: 0 BB: 0 P: 12	R: 0 E: 0 K: 2 S: 12 H: 1 LOB: 1 BB: 0 P: 15	R: 0 E: 0 K: 1 S: 9 H: 0 LOB: 0 BB: 0 P: 10	R: 0 E: 0 K: 1 S: 9 H: 0 LOB: 0 BB: 0 P: 12	R: 2 E: 0 K: 1 S: 12 H: 4 LOB: 2 BB: 0 P: 17	R: 0 E: 0 K: 2 S: 12 H: 2 LOB: 2 BB: 0 P: 20	R: 0 E: 0 K: 1 S: 11 H: 1 LOB: 1 BB: 0 P: 17	R: 0 E: 0 K: 0 S: 9 H: 0 LOB: 1 BB: 1 P: 16	1B: 8 2B: 1 3B: 0 HR: 0 SF: 0 SAC: 0 DP: 0 HBP: 0						

PITCHER		IP	WLS	BF	H	R	ER	SO	BB	IBB	HBP	BLK	WP	HR	S	P	ERA	WHIP
29 Chris Carpenter, R ERA: 2.27	(1, 1)	7.0	W	29	8	2	2	10	0	0	0	0	0	0	75	105	2.57	1.143
43 Trever Miller, L ERA: 2.08	(8, 1)	0.1	H	1	0	0	0	0	0	0	0	0	0	0	4	6	0.00	0.000
46 Kyle McClellan, R ERA: 2.96	(8, 1)	0.2	H	3	1	0	0	1	0	0	0	0	0	0	7	11	0.00	1.500
31 Ryan Franklin, R ERA: 1.2	(9, 1)	1.0	S	4	0	0	0	0	1	0	0	0	0	0	9	16	0.00	1.000

PITCHER	IP	WLS	BF	H	R	ER	SO	BB	IBB	HBP	BLK	WP	HR	S	P	ERA	WHIP

TOP

Cincinnati Reds @ St. Louis Cardinals

Busch Stadium, St. Louis, MO

Wed Aug 12 2009, 7:15 PM CDT

Att. 40,328 - Clear - 82 F

livebaseballscorecards.com

AB	36
R	2
H	9
RBI	2
BB	1
SO	11
LOB	11

Cincinnati Reds @ St. Louis Cardinals

Busch Stadium, St. Louis, MO

Wed Aug 12 2009, 7:15 PM CDT

Att. 40,328 - Clear - 82 F

livebaseballscorecards.com

BOTTOM

Batter	1	2	3	4	5	6	7	8	9	AB	R	H	RBI	BB	SO	LOB
55 Skip Schumaker, L (1, 4) OBP: 0.356, SLG: 0.397	B FF 93 X SI 93 1-0 5 1B 13 1B 5 E 1B	X SI 92 0-0 ③ G4-3			B SI 90 F SI 90 C SL 83 X FF 92 1-2 15 1B 13 1B 47 BB 1B	B FF 91 B FF 91 C FF 90 B FF 90 C FF 90 X FF 91 3-2 ③ F7				4	2	2	0	0	0	0
13 Brendan Ryan, R (1, 6) OBP: 0.326, SLG: 0.381	C FF 94 S CH 87 1 SAFE X SI 94 0-2 5 E 1-2 5 E 1B		C SI 90 B SL 82 B SL 84 F SI 90 X SL 84 2-2 ① G6-3		1 SAFE L FF 91 X SL 83 0-1 47 BB 15 1B 1-2 1B		B FF 95 B SI 94 C SI 95 X FC 91 2-1 ① G5-3			4	1	2	0	0	0	0
5 Albert Pujols, R (1, 3) OBP: 0.446, SLG: 0.688	S CH 88 B SI 96 D CH 89 F SI 94 F FF 96 B SI 95 X FF 96 3-2 E1 15 2B 1-H 2-H 1B		B FF 92 B SL 83 B SL 85 X FF 93 3-0 HR		C SL 83 D SL 84 B SI 94 X SL 84 2-1 ① F8		C FF 96 B SL 82 F FS 91 B SL 85 S FC 92 2-3 ② K			4	2	2	1	0	1	2
15 Matt Holliday, R (1, 7) OBP: 0.401, SLG: 0.512	C SL 82 F FF 93 X FF 94 0-2 3-H 2B		B SI 91 S FF 93 B SL 84 F SI 91 S SL 86 2-3 ② K		X SL 84 0-0 47 BB 1-2 2-3 1B		X SL 79 0-0 47 CS 1B			4	0	3	1	0	1	0
47 Ryan Ludwick, R (1, 9) OBP: 0.332, SLG: 0.474	S FF 92 B FF 94 D SL 86 F SI 91 S SL 84 2-3 ① K		C FF 93 B FF 94 X SL 84 1-1 1B		B SL 84 B FF 92 B FF 92 B FF 92 4-0 1-2 2-3 3-H BB		1 SAFE B FF 96 B FC 90 2-0 ③ CS 1-2	F FF 91 B FF 93 B SL 81 F FF 92 X FF 92 2-2 ① F9		3	0	1	1	1	1	1
24 Rick Ankiel, L (1, 8) OBP: 0.282, SLG: 0.393 12 Julio Lugo, R (8, PH) OBP: 0.366, SLG: 0.446 28 Colby Rasmus, L (9, 8) OBP: 0.306, SLG: 0.412	C SI 92 X SI 92 0-1 ② P5	X SI 92 0-0 ③ L3			B FF 92 X FF 92 1-0 ② F9			C FF 92 F FF 93 F FF 92 C FF 92 0-3 ② K		3 1 0	0 0 0	0 0 0	0 0 0	0 1 0	0 0 0	5 0 0
7 Mark DeRosa, R (1, 5) OBP: 0.326, SLG: 0.461	S SL 84 S SL 84 S SI 93 0-3 ③ K		C SL 82 S SI 92 S FF 93 0-3 ① K		F FF 93 F FF 92 C FC 92 0-3 ③ K			S FF 93 S FF 93 B FF 92 X SL 81 1-2 ③ F8		4	0	0	0	0	3	4
4 Yadier Molina, R (1, 2) OBP: 0.354, SLG: 0.373		X FF 91 0-0 ① G5-3		C SL 83 F SL 86 B SL 85 X FF 93 1-2 ② L7		B FF 92 B FF 92 F FF 92 B FF 92 X FF 91 3-1 ① F9				3	0	0	0	0	0	0
29 Chris Carpenter, R (1, 1) OBP: 0.167, SLG: 0.150 43 Trever Miller, R (8, 1) 46 Kyle McClellan, R (8, 1) 31 Ryan Franklin, R (9, 1)		B SI 92 B FF 90 C FF 91 X FF 91 2-1 ② P4		F FF 90 B SL 84 X FC 91 1-1 ③ F7		F FF 91 C SI 92 F FF 92 B SL 83 B FC 92 X FF 92 2-2 ② G2-3				3 0 0 0	0 0 0 0	0 0 0 0	0 0 0 0	0 0 0 0	0 0 0 0	0 0 0 0
Inning Stats	R: 3 E: 1 K: 2 S: 19 H: 4 LOB: 1 BB: 0 P: 25	R: 0 E: 0 K: 0 S: 4 H: 0 LOB: 0 BB: 0 P: 6	R: 1 E: 0 K: 1 S: 10 H: 2 LOB: 1 BB: 0 P: 18	R: 0 E: 0 K: 1 S: 8 H: 0 LOB: 0 BB: 0 P: 10	R: 1 E: 0 K: 1 S: 12 H: 3 LOB: 3 BB: 1 P: 20	R: 0 E: 0 K: 0 S: 9 H: 0 LOB: 0 BB: 0 P: 17	R: 0 E: 0 K: 1 S: 6 H: 1 LOB: 0 BB: 0 P: 12	R: 0 E: 0 K: 1 S: 10 H: 0 LOB: 0 BB: 0 P: 13		1B: 8 2B: 1 3B: 0 HR: 1 SF: 0 SAC: 0 DP: 0 HBP: 0						

	AB	33
	R	5
	H	10
	RBI	3
	BB	1
	SO	7
	LOB	12

PITCHER		IP	WLS	BF	H	R	ER	SO	BB	IBB	HBP	BLK	WP	HR	S	P	ERA	WHIP
34 Homer Bailey, R ERA: 7.48	(1, 1)	0.0	L	3	3	3	2	0	0	0	0	0	0	0	8	12	∞	∞
46 Carlos Fisher, R ERA: 2.95	(1, 1)	4.1		19	6	2	2	4	0	0	0	0	0	1	41	58	4.15	1.385
51 Jared Burton, R ERA: 5.72	(5, 1)	1.2		6	0	0	0	1	1	0	0	0	0	0	13	26	0.00	0.600
40 Nick Masset, R ERA: 3.0	(7, 1)	1.0		3	1	0	0	1	0	0	0	0	0	0	6	12	0.00	1.000
53 Arthur Rhodes, L ERA: 2.08	(8, 1)	1.0		3	0	0	0	1	0	0	0	0	0	0	10	13	0.00	0.000

PITCHER	IP	WLS	BF	H	R	ER	SO	BB	IBB	HBP	BLK	WP	HR	S	P	ERA	WHIP

WP: 0 PB: 0 SB: 0 CS: 1 PA: 35

Washington Nationals @ Cincinnati Reds

Great American Ball Park, Cincinnati, OH

Thu Aug 13 2009, 7:10 PM EDT

Att. 16,889 - Partly Cloudy - 83 F

TOP

livebaseballscorecards.com

Batter	1	2	3	4	5	6	7	8	9	AB	R	H	RBI	BB	SO	LOB
1 Nyjer Morgan, L (1, 8) OBP: 0.372, SLG: 0.387	B SI 88 S CH 76 C SI 87 F SI 90 X SI 84 1-2 ① G4-3			B CU 71 H SL 72 2-0 15 G3 HBP		C FF 90 B FF 87 B FF 89 C SL 74 X FF 88 2-2 ② G4-3			F CH 82 X SI 84 0-1 ① G1-3	2	0	0	0	0	0	0
42 Jason Bergmann, R (6, 1)										0	0	0	0	0	0	0
52 Saul Rivera, S (7, 1)										0	0	0	0	0	0	0
54 Mike MacDougal, S (8, 1)										0	0	0	0	0	0	0
22 Willie Harris, L (9, PH) OBP: 0.363, SLG: 0.386										1	0	0	0	0	0	0
15 Cristian Guzman, S (1, 6) OBP: 0.337, SLG: 0.433	B CU 69 X CU 71 1-0 ② G3-1			B FF 89 1 SAFE X CH 83 1-0 ① G3 1-2		C SI 84 C FF 91 B FF 90 B SI 86 X SL 76 2-2 ③ F8			B CH 78 X SI 88 1-0 ② G4-3	4	0	0	0	0	0	1
11 Ryan Zimmerman, R (1, 5) OBP: 0.371, SLG: 0.530	C CH 75 F FF 90 X FF 90 0-2 ③ P5			B SI 90 X SL 76 1-0 ② G5-3			C FF 89 B SI 90 B FF 90 C CH 79 B SL 79 X SL 72 3-2 34 FC5-4 1B		B SL 76 B FF 90 C CH 80 X SL 76 2-1 ③ L7	4	0	1	0	0	0	1
44 Adam Dunn, L (1, 3) OBP: 0.407, SLG: 0.569		S SL 72 B FF 90 F FF 89 B SI 86 X SI 84 2-2 34 G6-4-3 1B		D CH 83 B FF 90 C FF 90 B SL 74 B FF 89 4-1 BB			B FF 90 F FF 90 X FF 85 1-1 ① F8			2	0	1	0	1	0	1
16 Josh Willingham, R (1, 7) OBP: 0.409, SLG: 0.576		C SI 88 1 SAFE F SI 89 B SL 79 B SL 77 X CU 69 2-2 ① L7		C SL 73 B SI 91 B SI 88 B SI 90 C SI 90 X SI 90 3-2 ③ G6-3			B SI 90 C SL 74 S SI 90 B SI 91 S SL 77 2-3 ② K			3	0	0	0	0	1	4
34 Elijah Dukes, R (1, 9) OBP: 0.306, SLG: 0.408		B SI 89 X SI 90 1-0 ② ③ G6-4-3 1-2f			F CH 76 X SL 75 0-1 ① F9		X SI 90 0-0 ③ FC5-4 1-2f			3	0	0	0	0	0	2
7 Josh Bard, S (1, 2) OBP: 0.313, SLG: 0.340			B CH 79 X CH 80 1-0 ① G6-3		C FF 89 F SI 90 F FF 90 B SI 88 X SI 87 1-2 ② L7			C SL 72 B SL 75 F FF 88 B FF 89 S SL 76 2-3 ① K		3	0	0	0	0	1	0
12 Alberto Gonzalez, R (1, 4) OBP: 0.301, SLG: 0.363			B CU 71 B CH 77 B CH 78 C CH 79 X CH 78 3-1 ② L6		X FF 91 0-0 ③ L4			C SI 88 X SL 75 0-1 ② P5		3	0	0	0	0	0	0
40 Collin Balester, R (1, 1) OBP: 0.250, SLG: 0.143			C FF 89 B FF 90 S SL 74 C SL 77 1-3 ③ K			S CH 76 X SL 76 0-1 ① P3		B CU 70 S CU 68 X SI 89 1-1 ③ G5-3		1	0	0	0	0	1	0
8 Jorge Padilla, R (6, PH) OBP: 0.167, SLG: 0.167 (6, 8)										2	0	0	0	0	0	0

	AB	28
	R	0
	H	2
	RBI	0
	BB	1
	SO	3
	LOB	9

Inning Stats										
	R: 0	H: 0	R: 0	H: 1	R: 0	H: 0	R: 0	H: 0	R: 0	H: 1	R: 0	H: 0	R: 0	H: 0
	E: 0	LOB: 0	E: 0	LOB: 0	E: 0	LOB: 0	E: 0	LOB: 2	E: 0	LOB: 0	E: 0	LOB: 1	E: 0	LOB: 0
	K: 0	BB: 0	K: 0	BB: 0	K: 1	BB: 0	K: 0	BB: 1	K: 0	BB: 0	K: 1	BB: 0	K: 0	BB: 0
	S: 8	P: 10	S: 7	P: 12	S: 6	P: 11	S: 6	P: 17	S: 7	P: 8	S: 8	P: 12	S: 9	P: 15	S: 7	P: 10	S: 5	P: 8

1B: 2	SF: 0	WP: 0	PA: 30
2B: 0	SAC: 0	PB: 0	
3B: 0	DP: 1	SB: 0	
HR: 0	HBP: 1	CS: 0	

PITCHER	IP	WLS	BF	H	R	ER	SO	BB	IBB	HBP	BLK	WP	HR	S	P	ERA	WHIP
61 Bronson Arroyo, R (1, 1) ERA: 4.74	9.0	W	30	2	0	0	3	1	0	1	0	0	0	63	103	0.00	0.333

PITCHER	IP	WLS	BF	H	R	ER	SO	BB	IBB	HBP	BLK	WP	HR	S	P	ERA	WHIP

Batter	1	2	3	4	5	6	7	8	9	AB	R	H	RBI	BB	SO	LOB
21 Chris Dickerson, L (1, 8) OBP: 0.363, SLG: 0.371	L FF 93 B FF 94 S FF 93 B FF 95 B CU 79 X FF 95 3-2 ① G5-3	B CU 79 B FF 93 X FF 92 2-0 ③ L7		C SI 92 B CU 78 S FF 91 C FF 93 1-3 ③ K			C FF 89 X FF 84 0-1 ① G4-3			4	0	0	0	0	1	1
Alex Gonzalez, R (1, 6) OBP: 0.258, SLG: 0.296	C FF 94 F FF 95 F FF 94 X FF 95 0-2 ② G5-3		C FF 91 S CU 78 B FF 92 B SI 92 X FF 93 2-2 ① G6-3		C FF 91 F FF 91 S CU 78 0-3 ① K		F FC 90 F FF 90 X FC 86 0-2 ② G5-3			4	0	0	0	0	1	0
19 Joey Votto, L (1, 3) OBP: 0.399, SLG: 0.550	C CU 78 B FF 94 B FF 94 S FF 94 B FF 95 B CU 79 4-2 BB		X FF 93 0-0 ② G6-3		B FF 94 X CH 86 1-0 ② G6-3		B FF 89 B FF 86 B FF 90 C FF 90 F FF 90 B FF 90 4-2 4 2B BB			2	1	0	0	2	0	0
4 Brandon Phillips, R (1, 4) OBP: 0.324, SLG: 0.455	B CU 77 F FF 93 X FF 94 1-1 ③ F9		X FF 94 0-0 ③ G6-3		B CU 77 X CH 86 1-0 ③ F7		B FC 86 X FC 85 1-0 1-H 2B			4	0	1	1	0	0	1
17 Laynce Nix, L (1, 7) OBP: 0.299, SLG: 0.449		B FF 93 C FF 92 F FF 93 F FF 94 X FF 93 1-2 31 HR 2B		B FF 90 F FF 91 B CU 77 F FF 91 F FF 93 B CU 78 X FF 91 3-2 31 HR 1B		C SI 92 B CU 78 X CU 79 1-1 ① P5	X FF 90 0-0 ③ G6-3			4	2	2	0	0	0	1
31 Jonny Gomes, R (1, 9) OBP: 0.351, SLG: 0.566		B CU 76 B FF 94 F FF 93 B FF 92 2 SAFE F FF 93 F FF 93 X FF 93 3-2 2-H HR		X FF 91 0-0 1-H HR		C SL 84 F SL 85 B FF 93 B SL 84 F SL 86 F SL 85 F CU 77 X FF 92 2-2 HR		B SI 96 C SI 97 S SI 96 F SI 98 C SL 86 1-3 ① K		4	3	3	5	0	1	0
23 Adam Rosales, R (1, 5) OBP: 0.292, SLG: 0.337		X FF 94 0-0 ① G6-3		B FF 92 B CU 77 B FF 92 B FF 91 4-0 29 G4-3 BB		B SI 93 C SL 85 C SL 85 X FF 91 1-2 ② P5		B SI 98 X SI 96 1-0 ② G6-3		3	0	0	0	1	0	0
29 Ryan Hanigan, R (1, 2) OBP: 0.375, SLG: 0.351		C FF 94 B CU 80 C FF 93 X CU 78 1-2 HR		1 SAFE X FF 91 0-0 ① G4-3 1-2		B SL 86 B SL 88 X SI 91 2-0 1B		B SI 97 B SI 94 C SI 96 F SI 97 B SI 96 F SI 97 X SI 97 3-2 ③ G5-3		4	1	2	1	0	0	1
61 Bronson Arroyo, R (1, 1) OBP: 0.119, SLG: 0.167		X FF 92 0-0 ② F8		B CU 75 X FF 89 1-0 ② P5		C CU 77 B CU 78 C FF 92 D SL 86 S SL 86 2-3 ③ K				3	0	0	0	0	1	2
Inning Stats	R: 0 E: 0 K: 0 S: 11 H: 0 LOB: 1 BB: 1 P: 19	R: 3 E: 0 K: 0 S: 14 H: 3 LOB: 0 BB: 0 P: 21	R: 0 E: 0 K: 0 S: 5 H: 0 LOB: 0 BB: 0 P: 7	R: 2 E: 0 K: 1 S: 10 H: 2 LOB: 1 BB: 1 P: 19	R: 0 E: 0 K: 1 S: 5 H: 0 LOB: 0 BB: 0 P: 7	R: 1 E: 0 K: 1 S: 15 H: 2 LOB: 1 BB: 0 P: 23	R: 1 E: 0 K: 0 S: 9 H: 1 LOB: 1 BB: 1 P: 14	R: 0 E: 0 K: 1 S: 9 H: 0 LOB: 0 BB: 0 P: 14		1B: 2 2B: 2 3B: 0 HR: 4 SF: 0 SAC: 0 DP: 0 HBP: 0				WP: 0 PB: 0 SB: 0 CS: 0 PA: 35		

BOTTOM

Washington Nationals @ Cincinnati Reds

Great American Ball Park, Cincinnati, OH

Thu Aug 13 2009, 7:10 PM EDT
Att. 16,889 - Partly Cloudy - 83 F

livebaseballscorecards.com

AB	32
R	7
H	8
RBI	7
BB	3
SO	4
LOB	6

PITCHER		IP	WLS	BF	H	R	ER	SO	BB	IBB	HBP	BLK	WP	HR	S	P	ERA	WHIP
40 Collin Balester, R ERA: 6.0	(1, 1)	5.0	L	22	5	5	5	2	2	0	0	0	0	3	45	73	9.00	1.400
42 Jason Bergmann, R ERA: 4.75	(6, 1)	1.0		5	2	1	1	1	0	0	0	0	0	1	15	23	9.00	2.000
52 Saul Rivera, R ERA: 7.04	(7, 1)	1.0		5	1	1	1	0	1	0	0	0	0	0	9	14	9.00	2.000
54 Mike MacDougal, R ERA: 3.74	(8, 1)	1.0		3	0	0	0	1	0	0	0	0	0	0	9	14	0.00	0.000

PITCHER	IP	WLS	BF	H	R	ER	SO	BB	IBB	HBP	BLK	WP	HR	S	P	ERA	WHIP

Washington Nationals @ Cincinnati Reds

Great American Ball Park, Cincinnati, OH

Fri Aug 14 2009, 7:10 PM EDT

Att. 19,606 - Clear - 82 F

TOP

livebaseballscorecards.com

Batter	1	2	3	4	5	6	7	8	9	AB	R	H	RBI	BB	SO	LOB
1 Nyjer Morgan, L (1, 8) OBP: 0.373, SLG: 0.387	B FF 90 X FF 90 1-0 15 F8-3 1B		C CU 74 F SI 92 B FF 92 F SL 84 D CU 75 F FF 93 X CU 76 2-2 ② F7		F FF 92 M CH 82 B FF 92 X FF 93 1-2 15 FC6-4 1B		X CU 76 0-0 ② G5-3		B CH 85 C X CH 86 1-1 ③ G3-1	5	0	2	0	0	0	1
15 Cristian Guzman, S (1, 6) OBP: 0.333, SLG: 0.429	P PO 85 C FF 91 1 SAFE X CU 74 1-1 ①② F8-3 1-1		X CU 75 0-0 ③ L4		P PO 86 X FF 93 1-0 ③ FC6-4 1-2f		C FF 90 B CH 82 F FF 90 B CU 73 F CU 73 B FF 93 F FF 93 X FF 93 3-2 ③ P6			4	0	0	0	0	0	3
11 Ryan Zimmerman, R (1, 5) OBP: 0.368, SLG: 0.526	C FF 92 C FF 92 B SL 83 X FF 93 1-2 ③ G4-3			B SL 84 B FF 91 F FF 92 C FF 94 F SL 84 B SL 83 S CU 77 3-3 ① K		C FF 91 B FF 92 C FF 91 C FF 93 1-3 ① K		S FF 96 C SL 83 B FC 92 X FC 91 1-2 ① L6		4	0	0	0	0	2	0
44 Adam Dunn, L (1, 3) OBP: 0.410, SLG: 0.567 12 Alberto Gonzalez, R (8, PR) OBP: 0.301, SLG: 0.363 (8, 4)		C FF 90 B FF 91 B CH 82 X FF 90 2-1 ① F8		C CU 75 B FF 93 F FF 93 B SL 82 B CU 75 B FF 94 4-2 BB		B CH 83 B FF 92 B CU 74 F FF 86 C SI 93 F SI 91 B FF 91 4-2 16 BB		F FS 90 B FF 92 B FF 96 B FS 90 S FF 96 B FS 90 4-2 16 BB		1 0	0 0	0 0	0 0	3 0	0 0	0 0
16 Josh Willingham, R (1, 9) OBP: 0.413, SLG: 0.575 54 Mike MacDougal, S (9, 1)		C FF 91 B SL 82 X SL 82 1-1 1B		1 SAFE X FF 93 0-0 ② F9		C FF 91 C **B FF 92** **B FF 91** 1 SAFE **B SL 84** **F FF 93** 1 SAFE B FF 90 4-2 1-2 BB		B FF 95 S FC 90 B FC 90 C FF 95 B FC 91 F FF 96 B FF 95 4-2 1-2 BB		2 0	0 0	1 0	0 0	2 0	0 0	1 0
22 Willie Harris, L (1, 7) OBP: 0.357, SLG: 0.378		C FF 91 C CU 74 B CH 83 X FF 92 1-2 ② P3		F FF 93 C SI 94 **B SI 93** F CH 83 1 SAFE F FF 93 B CU 75 X FF 94 2-2 ③ F9		C FF 91 F SI 90 X FF 92 0-2 ② F7		B FS 91 B FF 96 S FF 95 C FF 96 S FS 90 2-3 ② K		4	0	0	0	0	1	6
10 Ronnie Belliard, R (1, 4) OBP: 0.285, SLG: 0.358 (8, 3)		C FF 93 B FF 93 1 SAFE 1 SAFE X SL 83 1-1 ③ F7			X SL 83 0-0 HR	B FF 92 C FF 93 X FF 90 1-1 ③ F9		F FC 89 B FF 96 S SL 82 B FC 92 T FC 91 2-2 ③ K		4	1	1	1	0	1	5
23 Wil Nieves, R (1, 2) OBP: 0.291, SLG: 0.311			C FF 90 F FF 91 X FF 91 0-2 1B		B FF 91 F FF 92 B FF 93 C FF 93 T FF 93 2-2 ① K		X FF 89 0-0 HR		X SL 88 0-0 ① G4-3	4	1	2	1	0	1	0
49 Garrett Mock, S (1, 1) OBP: 0.091, SLG: 0.091 8 Jorge Padilla, R (7, PH) OBP: 0.143, SLG: 0.143 29 Jorge Sosa, R (7, 1) 17 Sean Burnett, L (7, 1) 42 Jason Bergmann, R (8, 1) 34 Elijah Dukes, R (8, 9) OBP: 0.305, SLG: 0.406			L FF 90 B FF 91 C FF 90 L SL 83 1-3 ① K		C FF 89 B FF 91 C FF 90 B SL 83 S FF 91 2-3 ② K		C FF 90 B SL 84 F FF 90 F FF 91 S SL 84 1-3 ① K		B FF 95 X 1-0 ② P4	2 1 0 0 0 1	0 0 0 0 0 0	0 0 0 0 0 0	0 0 0 0 0 0	2 1 0 0 0 0	1 0 0 0 0 0	1 0 0 0 0 0
Inning Stats	R: 0 E: 0 K: 0 S: 7 H: 1 LOB: 0 BB: 0 P: 9	R: 0 E: 0 K: 0 S: 9 H: 1 LOB: 1 BB: 0 P: 14	R: 0 E: 0 K: 1 S: 12 H: 1 LOB: 1 BB: 0 P: 15	R: 0 E: 0 K: 1 S: 12 H: 0 LOB: 1 BB: 1 P: 21	R: 1 E: 0 K: 2 S: 12 H: 2 LOB: 1 BB: 0 P: 17	R: 0 E: 0 K: 1 S: 14 H: 0 LOB: 2 BB: 2 P: 24	R: 1 E: 0 K: 1 S: 11 H: 1 LOB: 0 BB: 0 P: 15	R: 0 E: 0 K: 2 S: 14 H: 0 LOB: 2 BB: 2 P: 27	R: 0 E: 0 K: 0 S: 4 H: 0 LOB: 0 BB: 0 P: 6	1B: 4 2B: 1 3B: 0 HR: 2 SF: 0 SAC: 0 DP: 1 HBP: 0						

	AB	32
	R	2
	H	6
	RBI	2
	BB	5
	SO	8
	LOB	17

WP: 0 PB: 0 SB: 0 CS: 0 PA: 37

PITCHER		IP	WLS	BF	H	R	ER	SO	BB	IBB	HBP	BLK	WP	HR	S	P	ERA	WHIP
39 Aaron Harang, R ERA: 4.35	(1, 1)	7.0	L	29	6	2	2	6	3	0	0	0	0	2	77	115	2.57	1.286
40 Nick Masset, R ERA: 2.94	(8, 1)	1.0		5	0	0	0	2	2	0	0	0	0	0	14	27	0.00	2.000
48 Francisco Cordero, R ERA: 1.75	(9, 1)	1.0		3	0	0	0	0	0	0	0	0	0	0	4	6	0.00	0.000

PITCHER		IP	WLS	BF	H	R	ER	SO	BB	IBB	HBP	BLK	WP	HR	S	P	ERA	WHIP

BOTTOM

Batter	1	2	3	4	5	6	7	8	9	AB	R	H	RBI	BB	SO	LOB
3 Willy Taveras, R (1, 8) OBP: 0.275, SLG: 0.286	C FF 92 B SI 92 F FF 92 B SL 83 F FF 94 B SI 93 F SI 93 B FF 93 4-2 BB		B SI 90 F SI 90 X SI 92 1-1 ① B5-3		F FF 92 B SL 81 X SL 82 1-1 7 1B 1-2 1B		C FF 92 B SL 86 X SL 85 1-1 1B		B SI 96 X SI 96 1-0 ③ G4-3	4	0	2	0	1	0	0
7 Paul Janish, R (1, 6) OBP: 0.294, SLG: 0.261	C FF 92 F FF 92 D FC 86 X FF 92 1-2 ① F9		C SI 91 X SI 92 0-1 ② G6-3		C SI 82 F FF 91 B FC 94 X FF 93 1-2 ③ 1-2 2-H 1B		S SL 87 B SL 88 X SI 92 1-1 ② F8			4	0	1	0	0	0	2
19 Joey Votto, L (1, 3) OBP: 0.397, SLG: 0.546	1 SAFE S SI 92 B SI 92 F FF 93 B SI 84 S CH 83 2-3 ② K		B SI 92 B SI 92 T SI 92 S SI 93 T SI 93 2-2 ③ K			B CH 81 X SI 92 1-0 4 L3 1B	B SL 82 C SI 92 C SI 93 D SL 84 F SI 93 C SI 93 2-3 ③ K			4	0	1	0	0	3	2
4 Brandon Phillips, R (1, 4) OBP: 0.324, SLG: 0.453	C FF 93 1 SAFE P PO 92 F FF 93 1 SAFE F FF 92 B SL 84 S SL 84 2-3 ③ K			C SL 81 X FF 93 0-1 ① F8		B FF 92 S CH 80 D FF 93 D SL 83 X SI 91 3-1 ①② L3 1-1		B SI 90 B SI 91 X SI 91 2-0 1B		4	0	1	0	0	1	2
17 Laynce Nix, L (1, 7) OBP: 0.299, SLG: 0.452 25 Wladimir Balentien, R (8, PH) OBP: 0.299, SLG: 0.375 (9, 7)		C SI 92 B FF 93 X FF 93 1-1 ① F9		B SI 91 S CH 82 C FC 93 B CU 77 B CH 81 F FF 93 X FF 94 3-2 ② F8		X SI 91 0-0 23 BB 2B		C SL 85 F SL 86 X SL 86 0-2 ① F9		3 1	0 0	1 0	0 0	0 0	0 0	0 1
31 Jonny Gomes, R (1, 9) OBP: 0.354, SLG: 0.568		F FF 93 B CU 76 S SL 83 B FF 94 X SL 81 2-2 2B		F FF 93 B FF 94 F SI 93 B CH 80 B CH 83 C SL 83 3-3 ③ K		I IN 65 I IN 69 I IN 70 I IN 70 4-0 23 BB IBB		F SL 87 B SL 87 C SL 87 S CU 81 1-3 ② K		3	0	1	0	1	2	1
23 Adam Rosales, R (1, 5) OBP: 0.296, SLG: 0.333		B FF 92 B FF 91 B SI 92 C FF 92 B FF 91 4-1 BB			C SI 91 F SI 91 S CH 82 0-3 ① K	B SL 85 D SI 93 S FF 93 B FF 93 B FF 91 4-1 1-2 2-3 BB		B SL 88 F SL 88 X FF 95 1-1 ③ F9		2	0	0	0	2	1	1
30 Craig Tatum, R (1, 2) OBP: 0.270, SLG: 0.161		X FF 92 0-0 ② F7			X FF 93 0-0 ② F8	C SL 84 D SI 92 F SI 92 B CH 80 B SI 93 X FF 94 3-2 ③ P4			C SI 95 X SI 96 0-1 ① G4-3	4	0	0	0	0	0	5
39 Aaron Harang, R (1, 1) OBP: 0.174, SLG: 0.244 21 Chris Dickerson, L (7, PH) OBP: 0.362, SLG: 0.369 40 Nick Masset, R (8, 1) 48 Francisco Cordero, R (9, 1) 15 Drew Sutton, S (9, PH) OBP: 0.194, SLG: 0.233		S SL 82 C SL 83 S SL 84 0-3 ③ K			C FF 92 X SL 81 0-1 3 1B 7 1B 1B		X FF 93 0-0 ① F7		B SI 97 B SI 95 C SI 96 S SI 96 X SI 97 2-2 ② G6-3	2 1 0 0 1	0 0 0 0 0	1 0 0 0 0	0 0 0 0 0	0 0 0 0 0	1 0 0 0 0	2 0 0 0 0
Inning Stats	R: 0 E: 0 K: 2 S: 15 H: 0 LOB: 1 BB: 1 P: 23	R: 0 E: 0 K: 1 S: 10 H: 1 LOB: 2 BB: 1 P: 17	R: 0 E: 0 K: 1 S: 7 H: 0 LOB: 0 BB: 0 P: 10	R: 0 E: 0 K: 1 S: 9 H: 0 LOB: 0 BB: 0 P: 15	R: 0 E: 0 K: 1 S: 11 H: 3 LOB: 2 BB: 0 P: 13	R: 0 E: 0 K: 0 S: 8 H: 2 LOB: 3 BB: 2 P: 23	R: 0 E: 0 K: 1 S: 9 H: 1 LOB: 1 BB: 0 P: 13	R: 0 E: 0 K: 1 S: 9 H: 1 LOB: 1 BB: 0 P: 13	R: 0 E: 0 K: 0 S: 6 H: 0 LOB: 0 BB: 0 P: 9	1B: 6 2B: 3 3B: 0 HR: 0 SF: 0 SAC: 0 DP: 1 HBP: 0						

PITCHER	IP	WLS	BF	H	R	ER	SO	BB	IBB	HBP	BLK	WP	HR	S	P	ERA	WHIP
49 Garrett Mock, R (1, 1) ERA: 5.27	6.0	W	26	6	0	0	6	3	1	0	0	0	0	60	101	0.00	1.500
29 Jorge Sosa, R (7, 1) ERA: 2.79	0.2	H	3	1	0	0	0	0	0	0	0	0	0	5	7	0.00	1.500
17 Sean Burnett, L (7, 1) ERA: 3.1	0.1	H	2	1	0	0	1	0	0	0	0	0	0	5	9	0.00	3.000
42 Jason Bergmann, R (8, 1) ERA: 4.6	1.0	H	3	0	0	0	1	0	0	0	0	0	0	8	10	0.00	0.000
54 Mike MacDougal, R (9, 1) ERA: 3.63	1.0	S	3	0	0	0	0	0	0	0	0	0	0	6	9	0.00	0.000

PITCHER	IP	WLS	BF	H	R	ER	SO	BB	IBB	HBP	BLK	WP	HR	S	P	ERA	WHIP

Washington Nationals @ Cincinnati Reds

Great American Ball Park, Cincinnati, OH

Fri Aug 14 2009, 7:10 PM EDT

Att. 19,606 - Clear - 82 F

livebaseballscorecards.com

AB	33
R	0
H	8
RBI	0
BB	4
SO	8
LOB	16

WP: 0 PA: 37
PB: 0
SB: 0
CS: 0

Batter	1	2	3	4	5	6	7	8	9	AB	R	H	RBI	BB	SO	LOB
1 Nyjer Morgan, L (1, 8) OBP: 0.373, SLG: 0.388	C FF 91 F CH 85 B FF 92 X SL 87 1-2 ① G1-3		B FF 92 B CH 83 X FF 92 2-0 10 2B, 11 1B, 1-3 1B	B SI 92 S CH 87 X SI 87 1-1 44 BB, 10 1B, 34 3B, 1B	B SI 87 C SI 94 X SI 88 1-1 ③ G1-3		B FF 83 B SL 75 F SI 85 S FF 82 B SL 76 C SI 86 3-3 ③ K			5	2	2	0	0	1	3
10 Ronnie Belliard, R (1, 4) OBP: 0.288, SLG: 0.365	X FF 91 0-0 ② G6-3		B SL 87 B FF 92 C FF 93 1 SAFE X FF 94 2-1 11 1B, 16 1B, 1-3, 3-H 2B	B FF 94 X SL 86 1-0 44 BB, 34 3B, 1-2 1B		C SI 91 B SI 93 F FF 92 S SL 87 1-3 ① K		C SI 83 F SL 74 S SC 68 0-3 ① K		5	2	2	1	0	2	0
11 Ryan Zimmerman, R (1, 5) OBP: 0.369, SLG: 0.524	C FF 90 B FF 91 S FF 92 X FF 93 1-2 ③ F9		B FF 94 X SL 86 1-0 16 1B, 44 WP, 12 2B, 2-3, 3-H 1B	B CH 86 C FF 94 C FF 94 D FF 94 T FF 94 2-2 ① K		C FF 94 B SL 86 B SI 93 B SI 88 X SI 94 3-1 ② F9		B SL 75 C SI 84 B SI 86 F CH 77 X SI 87 2-2 22 FC4-6, 44 BB, 1B		5	1	2	1	0	1	2
44 Adam Dunn, L (1, 3) OBP: 0.412, SLG: 0.573		B FF 91 C FF 93 F FF 93 B FF 93 X CH 86 2-2 HR	F FF 93 F FF 93 B FF 95 B SL 89 F FF 94 F FF 94 X CH 88 2-2 ① G1-3, 1-2	B SI 94 C SI 87 F FF 93 F FF 92 B SL 85 B SI 87 B SL 86 4-2 34 3B, 1-2, 2-3 BB		B SL 85 B FF 93 F SI 87 X FF 94 2-1 ③ P5		S FF 82 B SC 68 D SI 83 B SC 68 B SI 84 4-1 22 FC4-6, 1-2 BB		3	2	1	1	2	0	2
16 Josh Willingham, R (1, 7) OBP: 0.413, SLG: 0.573 22 Willie Harris, L (6, 7) OBP: 0.354, SLG: 0.374		C SL 85 B CH 85 B FF 94 F CH 86 X FF 93 2-2 ① L6	B CH 86 B SL 86 D FC 86 X CH 85 3-0 34 HBP, 12 2B, 2-3, 3-H 1B	C FF 93 X SI 92 0-1 ② P3			B SI 91 B SI 93 X SI 93 2-0 ① P6	C SI 86 B FF 82 C SL 76 B SL 78 X SI 86 2-2 ② FC4-6, 1-2f, 2-3		3 2	1 0	1 0	1 0	0 0	0 0	3 2
34 Elijah Dukes, R (1, 9) OBP: 0.311, SLG: 0.416		X SL 85 0-0 12 FC4-6, 1B	H FF 94 1-0 12 2B, 1-2 HBP	C SI 93 X FF 94 0-1 1-H, 2-H, 3-H 3B			F SL 85 S SI 93 S SI 94 0-3 ② K	B SL 77 S SI 86 S SC 69 X SC 66 1-2 ③ G6-3		4	1	2	3	0	1	2
7 Josh Bard, S (1, 2) OBP: 0.310, SLG: 0.333		B CH 88 S CH 83 X FF 92 1-1 ② F9	S CH 85 D CH 86 F CH 85 T FF 93 1-2 ② K	B SI 87 S SI 87 B SI 87 F SI 93 X FF 88 2-2 ③ G3-1			C CU 79 S SI 88 B FF 93 B SI 88 F CH 87 F FF 92 B SL 84 B SI 88 4-2 51 1B, 12 1B, BB		X FC 91 0-0 ① F8	4	0	0	0	1	1	5
12 Alberto Gonzalez, R (1, 6) OBP: 0.303, SLG: 0.369		B FF 92 X SL 82 1-0 ③ FC4-6, 1-2f	F CH 85 C FF 93 F SL 86 X CH 84 0-2 1-H, 2-H, 3-H 2B	C SI 92 X CU 79 0-1 ① G3			F FF 91 B CU 79 X CU 80 1-1 51 1B, 1-2 1B		C FC 93 B FC 92 X FF 93 1-1 ② L9	5	0	2	3	0	0	1
51 J.D. Martin, R (1, 1) OBP: 0.364, SLG: 0.300 26 Logan Kensing, R (7, 1) 36 Tyler Clippard, R (7, 1) 17 Sean Burnett, L (9, 1)			1 1B, 10 2B, 1B 1-3 ③ K	F FF 92 F FF 94 C SL 81 0-3 ② K			B FF 93 X FF 93 1-0 1-2, 2-3 1B		S FF 93 S FF 94 F FF 93 S SL 84 0-3 ③ K	4 0 1 0	1 0 0 0	2 0 0 0	0 0 0 0	0 0 0 0	2 0 1 0	1 0 0 0

TOP

Washington Nationals @ Cincinnati Reds

Great American Ball Park, Cincinnati, OH

Sat Aug 15 2009, 7:10 PM EDT

Att. 30,494 - Partly Cloudy - 87 F

livebaseballscorecards.com

AB	41
R	10
H	14
RBI	10
BB	3
SO	9
LOB	21

Inning Stats	1	2	3	4	5	6	7	8	9	1B: 10 SF: 0	WP: 1 PA: 45
	R: 0 H: 0 E: 0 LOB: 0 K: 0 BB: 0 S: 7 P: 9	R: 1 H: 2 E: 0 LOB: 1 K: 0 BB: 0 S: 10 P: 16	R: 6 H: 6 E: 0 LOB: 1 K: 2 BB: 0 S: 24 P: 39	R: 3 H: 3 E: 0 LOB: 1 K: 1 BB: 1 S: 16 P: 26	R: 0 H: 0 E: 0 LOB: 0 K: 1 BB: 0 S: 7 P: 8	R: 0 H: 0 E: 0 LOB: 0 K: 1 BB: 0 S: 7 P: 13	R: 0 H: 2 E: 0 LOB: 3 K: 2 BB: 1 S: 14 P: 25	R: 0 H: 1 E: 0 LOB: 2 K: 1 BB: 1 S: 13 P: 22	R: 0 H: 0 E: 0 LOB: 0 K: 1 BB: 0 S: 7 P: 8	2B: 2 SAC: 0 3B: 1 DP: 0 HR: 1 HBP: 1	PB: 0 SB: 0 CS: 0

PITCHER		IP	WLS	BF	H	R	ER	SO	BB	IBB	HBP	BLK	WP	HR	S	P	ERA	WHIP
47 Johnny Cueto, R ERA: 4.61	(1, 1)	2.2	L	17	8	7	7	1	0	0	1	0	1	1	38	60	23.62	3.000
38 Kip Wells, R ERA: 6.27	(3, 1)	4.0		19	5	3	3	5	2	0	0	0	0	0	44	70	6.75	1.750
52 Daniel Herrera, L ERA: 2.45	(7, 1)	1.1		6	1	0	0	2	1	0	0	0	0	0	16	28	0.00	1.500
51 Jared Burton, R ERA: 5.58	(9, 1)	1.0		3	0	0	0	1	0	0	0	0	0	0	7	8	0.00	0.000

PITCHER		IP	WLS	BF	H	R	ER	SO	BB	IBB	HBP	BLK	WP	HR	S	P	ERA	WHIP

BOTTOM

Washington Nationals @ Cincinnati Reds

Great American Ball Park, Cincinnati, OH

Sat Aug 15 2009, 7:10 PM EDT
Att. 30,494 - Partly Cloudy - 87 F

livebaseballscorecards.com

Batter	1	2	3	4	5	6	7	8	9	AB	R	H	RBI	BB	SO	LOB
21 Chris Dickerson, L (1, 9) OBP: 0.366, SLG: 0.376	B FF 89 C FF 89 X CH 82 1-1 4 F7 2B		B SI 88 C FF 88 X FF 88 1-1 ① F8		B CU 70 B FF 88 F FF 88 X FF 88 2-1 3 E 1B		B FF 96 B FF 96 B FF 95 C FF 96 B FF 96 4-1 3 DI 3 1B BB		B FF 92 C CH 81 X CH 81 1-1 ① G4-3	4	1	2	0	1	0	1
3 Willy Taveras, R (1, 8) OBP: 0.277, SLG: 0.288	X FF 88 0-0 ① B2		B SI 90 S FF 88 B FF 88 X FC 85 2-1 E1 19 1B 1-3 1B		1 SAFE B FC 97 F FF 88 B FF 87 X FC 84 2-1 ② P4 1-2		B FF 95 B FF 94 X FF 95 2-0 19 2B 1-H 1B		F FF 92 B FC 86 B CH 81 B FF 92 X FF 90 3-1 E9 19 G6-3	5	2	2	1	0	0	2
19 Joey Votto, L (1, 3) OBP: 0.400, SLG: 0.549	2 SAFE B CU 72 C FF 89 F FF 89 B FC 88 C SI 90 B FC 87 4-2 BB		B FF 89 F CH 81 F SI 89 F FC 85 X CU 73 1-2 ② 2-3 3-H 1B		C FC 84 B FF 87 F FF 88 B FC 85 X FF 88 2-2 ③ F7		X FF 96 0-0 15 HR 1-H 2B		S SL 80 D SL 79 B SI 91 X SI 92 2-1 ② G6-3 3-H	4	1	2	3	1	0	1
4 Brandon Phillips, R (1, 4) OBP: 0.324, SLG: 0.451 15 Drew Sutton, S (6, PR) OBP: 0.212, SLG: 0.344 (7, 4)	S FC 87 B FF 91 F FC 88 B FC 88 X FC 88 2-2 ② F7 2-3		B FF 90 B FC 86 X FC 86 2-0 G6-3			C FC 84 H FC 87 1-1 23 FC5-4 HBP	B FF 95 B FF 95 X FF 94 2-0 2-H HR		X SI 91 0-0 ③ F9	2 2	0 1	0 1	0 2	0 0	0 0	3 0
17 Laynce Nix, L (1, 7) OBP: 0.295, SLG: 0.445	1 SAFE B FF 90 C FF 91 X FF 90 1-1 ③ F8			C FF 86 B CU 70 C FF 86 B FF 87 X FF 87 2-2 ① P5		B FF 86 X FF 87 1-0 ① F7	C FF 92 B CH 81 X 1-1 ③ G4-3			4	0	0	0	0	0	3
23 Adam Rosales, R (1, 5) OBP: 0.295, SLG: 0.337		C FF 89 C FC 87 B FF 90 F FC 88 X FC 86 1-2 ① G3-1		S FC 84 B FF 88 B FF 88 S FC 86 B FF 89 X FF 89 3-2 2B		B FC 85 X FC 84 1-0 ② FC5-4 1-2f		F FF 91 B FC 83 B CH 78 F FF 91 F CH 80 X FF 92 2-2 ① F8		4	0	1	0	0	0	1
29 Ryan Hanigan, R (1, 2) OBP: 0.370, SLG: 0.346 52 Daniel Herrera, L (7, 1) 60 Kevin Barker, L (8, PH) 51 Jared Burton, R (9, 1)		C FF 90 B FF 89 B FC 87 X FC 87 2-1 ② G4-3		D FC 86 C FC 85 F FF 88 B FC 86 F FC 84 T FF 88 2-2 ② K		B FC 85 X FF 87 1-0 ③ F8		C FF 91 B CH 81 S FF 92 T 1-2 ② K		3 0 1 0	0 0 0 0	0 0 0 0	0 0 0 0	1 0 1 0	0 0 0 0	2 0 0 0
7 Paul Janish, R (1, 6) OBP: 0.292, SLG: 0.253		C FF 90 B FC 88 X FF 90 1-1 ③ B2		B CU 70 B FC 86 B FC 86 C FF 88 X FC 86 3-1 ③ P2			F FF 94 B CU 81 B FF 94 F FF 94 X FF 95 2-2 ① F8	B CH 81 B FF 91 B FF 91 B FF 91 4-0 BB		3	0	0	0	1	0	1
47 Johnny Cueto, R (1, 1) OBP: 0.175, SLG: 0.108 38 Kip Wells, R (3, 1) OBP: 0.333, SLG: 0.333 30 Craig Tatum, R (7, 2) OBP: 0.256, SLG: 0.152			C FF 87 X FC 84 0-1 3 E 3 1B 19 1B 1B		F FF 86 B FC 85 X FF 87 1-1 ① L5		C FF 95 B SL 87 F FF 94 B FF 96 S CU 81 2-3 ② K	F FF 91 F FF 93 B FF 90 B FC 90 F FF 92 S FF 91 2-3 ③ K		0 2 2	0 1 0	0 1 0	0 0 0	0 0 0	0 0 2	0 0 1
Inning Stats	R: 0 E: 0 K: 0 S: 10 H: 1 LOB: 2 BB: 1 P: 18	R: 0 E: 0 K: 0 S: 8 H: 0 LOB: 0 BB: 0 P: 12	R: 1 E: 1 K: 0 S: 11 H: 3 LOB: 1 BB: 0 P: 17	R: 0 E: 0 K: 1 S: 12 H: 1 LOB: 1 BB: 0 P: 22	R: 0 E: 1 K: 0 S: 9 H: 1 LOB: 1 BB: 0 P: 16	R: 0 E: 0 K: 0 S: 4 H: 0 LOB: 1 BB: 0 P: 8	R: 4 E: 0 K: 1 S: 12 H: 3 LOB: 0 BB: 1 P: 25	R: 0 E: 0 K: 2 S: 11 H: 0 LOB: 1 BB: 1 P: 20	R: 1 E: 1 K: 0 S: 7 H: 0 LOB: 0 BB: 0 P: 13	1B: 5 2B: 3 3B: 0 HR: 1	SF: 0 SAC: 0 DP: 0 HBP: 1	WP: 0 PB: 0 SB: 0 CS: 0	PA: 40			

	AB	36
	R	6
	H	9
	RBI	6
	BB	3
	SO	4
	LOB	15

PITCHER		IP	WLS	BF	H	R	ER	SO	BB	IBB	HBP	BLK	WP	HR	S	P	ERA	WHIP
51 J.D. Martin, R ERA: 4.61	(1, 1)	6.0	W	25	6	1	0	1	1	0	1	0	0	0	54	93	0.00	1.167
26 Logan Kensing, R ERA: 10.46	(7, 1)	0.2		6	3	4	4	1	1	0	0	0	0	1	10	22	54.00	6.000
36 Tyler Clippard, R ERA: 2.51	(7, 1)	1.2		7	0	1	0	2	1	0	0	0	0	0	17	31	0.00	0.600
17 Sean Burnett, L ERA: 3.06	(9, 1)	0.2		2	0	0	0	0	0	0	0	0	0	0	3	5	0.00	0.000

PITCHER	IP	WLS	BF	H	R	ER	SO	BB	IBB	HBP	BLK	WP	HR	S	P	ERA	WHIP

Batter	1	2	3	4	5	6	7	8	9	AB	R	H	RBI	BB	SO	LOB
1 Nyjer Morgan, L (1, 8) OBP: 0.369, SLG: 0.383	B FC 82 C FF 83 F FF 83 X CU 69 1-2 L8		B CH 77 F CH 77 C FF 85 X CU 69 1-2 G4-3		F FF 84 B CU 68 C FF 84 F CU 69 X FC 84 1-2 G6-3		B FF 83 C SC 67 C SC 67 B SI 86 S SL 77 2-3 K		B SI 91 C SI 91 S SL 84 F SL 85 F SL 84 B FF 93 B SI 93 F SI 92 X FF 95 3-2 G1-3	5	0	0	0	0	1	1
15 Cristian Guzman, S (1, 6) OBP: 0.329, SLG: 0.423	C FF 85 F CU 71 S CU 69 0-3 K		B CH 80 C CH 78 B FC 84 B CH 77 X FF 84 3-1 G4-3		B CH 80 X FF 85 1-0 L7		S CH 76 1 SAFE X SC 67 0-1 F9		B SI 95 S SI 93 C SI 92 B SL 85 S SL 83 2-3 K	5	0	0	0	0	2	1
10 Ronnie Belliard, R (1, 5) OBP: 0.282, SLG: 0.356 (8, 4)	B FC 83 X SL 78 1-0 E5 44 HBP		B CH 80 C SL 80 B FC 83 F FC 85 B FF 86 X FF 84 3-2 G5-3		C CH 79 S CU 70 B FC 86 B FC 85 B CH 77 F FF 85 X FF 85 3-2 G5-3			B FC 90 C FF 94 X FC 89 1-1 G6-3		4	0	0	0	0	0	0
44 Adam Dunn, L (1, 3) OBP: 0.417, SLG: 0.580	C FF 85 H FC 83 1-1 1-2 HBP			C SL 76 X CH 77 0-1 16 HR 2B		B FF 83 F FC 84 B FC 83 X FC 83 2-1 16 2B 2B		H FF 91 1-0 16 1B 11 1B HBP		2	3	2	0	0	0	0
16 Josh Willingham, R (1, 7) OBP: 0.417, SLG: 0.589	B SL 79 D FC 80 B FF 85 C FF 85 F FC 84 F FF 85 F FC 84 X FF 85 3-2 G6-3			B FF 85 F FF 84 B FC 81 X SL 76 2-1 2-H HR		B FF 86 X FF 85 1-0 34 WP 12 CS 2-H 2B		C FF 91 X FF 93 0-1 11 1B 11 1B 1-2 1B		4	2	3	3	0	0	2
34 Elijah Dukes, R (1, 9) OBP: 0.306, SLG: 0.409		L SL 78 X FF 85 0-1 G6-3		F FF 84 B FF 85 X FC 82 1-1 F9		C FC 84 S CU 71 F FF 86 B CU 73 S FF 86 1-3 K 2-3		F FF 93 F FF 93 X FF 93 0-2 L8		4	0	0	0	0	1	3
12 Alberto Gonzalez, R (1, 4) OBP: 0.299, SLG: 0.364 11 Ryan Zimmerman, R (8, PH) OBP: 0.370, SLG: 0.525 (8, 5)		B FF 85 X SL 78 1-0 G6-3		B SL 76 X FC 83 1-0 F8		M CU 70 B FC 83 X SL 78 1-1 G6-3 3-H		C FF 93 X SL 81 0-1 1-H 2-H 1B		3 1	0 0	0 1	0 1	0 0	0 0	1 0
23 Wil Nieves, R (1, 2) OBP: 0.302, SLG: 0.323 54 Mike MacDougal, S (8, 1)		C FC 83 X FF 86 0-1 1B		B SL 75 S CH 76 F CU 69 F FC 84 X CU 70 1-2 1B			C FC 90 X FC 90 0-1 1B	B FF 94 X 1-0 G6-3		4 0	0 0	3 0	0 0	0 0	0 0	1 0
31 John Lannan, L (1, 1) OBP: 0.178, SLG: 0.182 42 Jason Bergmann, R (6, 1) 22 Willie Harris, L (7, PH) OBP: 0.352, SLG: 0.373 29 Jorge Sosa, R (7, 1) 7 Josh Bard, S (8, 2) OBP: 0.308, SLG: 0.332		B FF 84 F CH 82 D FF 84 F FC 83 B FC 85 F FC 84 X FC 84 3-2 F7		F CH 82 X FF 84 0-1 L8			1 SAFE B FC 90 F FC 90 X CH 87 1-1 F7		B SI 90 X 1-0 F8	2 0 1 0 1	0 0 0 0 0	0 0 0 0 0	0 0 0 0 0	0 0 0 0 0	0 0 0 0 0	2 0 1 0 0

| Inning Stats | | |

BOTTOM

Washington Nationals @ Cincinnati Reds

Great American Ball Park, Cincinnati, OH

Sun Aug 16 2009, 1:10 PM EDT
Att. 18,030 - Partly Cloudy - 84 F

Batter	1	2	3	4	5	6	7	8	9	AB	R	H	RBI	BB	SO	LOB
3 Willy Taveras, R (1, 8) OBP: 0.276, SLG: 0.286	X SI 87 0-0 F9 ①		B SI 88 T SI 88 F SI 86 X SL 80 1-2 G6-3 ②		X SI 87 0-0 G1-3 ② 2-3	C SI 88 X SI 86 0-1 15 S 1B 2-3			B SI 94 C SI 95 B SI 97 X SI 94 2-1 P6 ①	5	0	1	0	0	0	1
15 Drew Sutton, S (1, 4) OBP: 0.211, SLG: 0.306	C SI 87 F SI 88 B SL 80 B SI 89 B SI 89 X SI 89 3-2 G6-3 ②		F SI 89 X FF 88 0-1 B2 ③		B SI 87 B SI 88 B CH 81 C FF 86 C FF 88 B FF 89 4-2 19 1B 31 HR BB	1 SAFE C SI 91 F SI 92 B CU 77 B CU 78 D CU 77 S CU 76 3-3 K ③ 1-2			F SI 95 B SI 96 C SI 95 B SI 96 X SI 96 2-2 G5-3 ②	4	1	0	0	1	1	2
19 Joey Votto, L (1, 3) OBP: 0.400, SLG: 0.547	C FF 89 B SL 80 S SL 81 C FF 89 1-3 K ③			S SL 78 F SL 79 X SL 77 0-2 23 BB 1B	C FF 87 F FF 89 B FF 87 X SI 88 1-2 31 HR 1B 1-2 3-H		B SL 87 C FF 92 B FF 93 F SL 87 F SL 87 X FF 93 2-2 L7 ①		B SI 95 T SI 97 F SI 95 S SI 94 1-3 K ③	5	1	2	1	0	2	0
31 Jonny Gomes, R (1, 9) OBP: 0.357, SLG: 0.584 40 Nick Masset, R (8, 1) 53 Arthur Rhodes, L (8, 1) 17 Laynce Nix, L (9, 9) OBP: 0.295, SLG: 0.445		B SI 87 X SI 87 1-0 7 E 1B		C SI 88 B CH 81 B SI 87 F SI 86 X FF 88 2-2 F8 ①	B SI 89 F CH 81 B FF 89 F FF 89 X FF 88 2-2 1-H 2-H HR		B SL 89 S SL 89 B SL 89 X SL 88 2-1 P2 ②			4 0 0 0	1 0 0 0	2 0 0 0	3 0 0 0	0 0 0 0	0 0 0 0	1 0 0 0
25 Wladimir Balentien, R (1, 7) OBP: 0.298, SLG: 0.369		S SI 86 B FF 86 C SI 86 D SL 78 B FF 88 F SI 87 1 SAFE F SI 87 F CH 79 3-2 X CH 81 F7 ①		B FF 87 X SI 88 1-0 F9 ②	C SI 89 C CU 72 F CU 73 B SI 90 B SL 81 B SI 88 F SI 88 F CH 80 B SI 89 4-2 BB		C SL 89 B SL 89 C FF 94 F SL 88 B SL 87 F SL 87 T FF 94 2-2 K ③			3	0	0	0	1	1	2
23 Adam Rosales, R (1, 5) OBP: 0.294, SLG: 0.332		B FF 89 1 SAFE X FF 88 1-0 L9 ②		F FF 88 S CH 80 1 SAFE B FF 86 1 SAFE B CU 76 B SI 87 B SI 87 4-2 7 FC4-6 BB 1-2	F SI 89 B SI 88 X SI 88 1-1 F9 ③			B SI 91 X FF 90 1-0 F7 ①		3	0	0	0	1	0	2
7 Paul Janish, R (1, 6) OBP: 0.291, SLG: 0.253		B FF 88 F SI 89 C FF 87 1 SAFE D SL 80 X SI 88 2-2 E5 1-3		C SI 88 X SI 88 0-1 FC4-6 ③ 1-2f		B SI 87 X SI 86 1-0 F7 ①		X FF 92 0-0 1B		4	0	1	0	0	0	3
29 Ryan Hanigan, R (1, 2) OBP: 0.368, SLG: 0.344		X FF 88 0-0 L7 ③			B SI 87 B SI 88 F SI 88 B SI 85 C SI 88 X SI 86 3-2 3 G1-3 62 SH3-4 19 1B 1B	C SI 87 C SI 87 X SL 78 0-2 F8 ②		B SL 86 C SL 86 F SL 87 B SL 88 D SL 88 F SL 86 X FF 93 3-2 F8 ②		4	1	1	0	0	0	3
62 Justin Lehr, R (1, 1) OBP: 0.222, SLG: 0.333 51 Jared Burton, R (7, 1) 52 Daniel Herrera, L (7, 1) 21 Chris Dickerson, L (8, 9) OBP: 0.365, SLG: 0.374 46 Carlos Fisher, R (9, 1)			C SI 87 B SI 87 F SI 87 F CU 72 F SL 79 S FF 87 1-3 K ①		L SI 85 B SL 78 X SI 85 1-1 SH3-4 ① 1-2	C FF 85 B CU 69 F SI 86 B CU 73 X SI 87 2-2 3 1B 2B			B SI 94 B SI 95 X SI 94 2-0 G3 ③	2 0 0 1 0	0 0 0 0 0	1 0 0 0 0	0 0 0 0 0	0 0 0 0 0	1 0 0 0 0	0 0 0 1 0
Inning Stats	R: 0 E: 0 K: 1 S: 7 H: 0 LOB: 0 BB: 0 P: 11	R: 0 E: 1 K: 0 S: 12 H: 1 LOB: 2 BB: 0 P: 19	R: 0 E: 0 K: 1 S: 10 H: 0 LOB: 0 BB: 0 P: 12	R: 0 E: 0 K: 0 S: 11 H: 1 LOB: 2 BB: 1 P: 18	R: 4 E: 0 K: 0 S: 21 H: 3 LOB: 1 BB: 2 P: 37	R: 0 E: 0 K: 1 S: 12 H: 2 LOB: 2 BB: 0 P: 18	R: 0 E: 0 K: 1 S: 12 H: 0 LOB: 0 BB: 0 P: 18	R: 0 E: 0 K: 0 S: 7 H: 1 LOB: 1 BB: 0 P: 13	R: 0 E: 0 K: 1 S: 8 H: 0 LOB: 0 BB: 0 P: 13	1B: 6 2B: 1 3B: 0 HR: 1 SF: 0 SAC: 1 DP: 0 HBP: 0						

livebaseballscorecards.com

AB	35
R	4
H	8
RBI	4
BB	3
SO	5
LOB	15

WP: 0 PA: 39
PB: 0
SB: 1
CS: 0

PITCHER		IP	WLS	BF	H	R	ER	SO	BB	IBB	HBP	BLK	WP	HR	S	P	ERA	WHIP
31 John Lannan, L ERA: 3.68	(1, 1)	5.2		28	7	4	4	2	3	0	0	0	0	1	70	109	6.35	1.765
42 Jason Bergmann, R ERA: 4.55	(6, 1)	0.1		1	0	0	0	1	0	0	0	0	0	0	3	6	0.00	0.000
29 Jorge Sosa, R ERA: 2.38	(7, 1)	1.2	W	6	1	0	0	1	0	0	0	0	0	0	18	28	0.00	0.600
54 Mike MacDougal, R ERA: 3.5	(8, 1)	1.1	S	4	0	0	0	1	0	0	0	0	0	0	9	16	0.00	0.000

PITCHER	IP	WLS	BF	H	R	ER	SO	BB	IBB	HBP	BLK	WP	HR	S	P	ERA	WHIP

Batter	1	2	3	4	5	6	7	8	9	10	AB	R	H	RBI	BB	SO	LOB
8 Eugenio Velez, S (1, 7) OBP: 0.346, SLG: 0.452	C FF 94 X FF 94 0-1 G6-3 ①		F FF 94 B SL 88 F CH 88 F SL 88 X FF 95 1-2 1B			X FF 94 0-0 1 BB 16 1B 2 2B 1B	B FC 92 F FC 91 X CH 87 1-1 G4-3 ① 2-3		D FF 94 B FF 92 F FF 92 B FF 92 B FF 92 4-1 1-2 BB	S CH 74 C SC 67 F SC 66 S SI 84 0-3 K ③	5	1	2	0	1	1	3
16 Edgar Renteria, R (1, 6) OBP: 0.312, SLG: 0.319	C FF 94 X FF 94 0-1 L9 ②		D FF 93 X FF 93 1-0 F7 ③			X FF 92 0-0 1 BB 2 2B 1-2 1B	B FC 90 X FC 90 1-0 G6-3 ②		B FF 93 X FF 91 1-0 P5 ③		5	1	1	0	0	0	4
48 Pablo Sandoval, S (1, 5) OBP: 0.377, SLG: 0.545	B FF 95 F FF 95 F FF 96 B FF 94 T FF 95 2-2 K ③			S FF 95 B FF 94 B SI 91 X FF 93 2-1 G3-1 ①		B FF 93 F FF 93 F FF 93 B FF 94 2 SAFE B FF 94 S SI 92 3-3 K ②	F FC 90 F FF 91 B FC 91 D CH 88 S FC 90 2-3 K ③			F SL 84 X FF 94 0-1 2 BB 23 2B 1B	5	1	1	0	0	3	3
1 Bengie Molina, R (1, 2) OBP: 0.280, SLG: 0.436		C FF 93 B FF 94 F FF 90 B FF 95 B FF 95 B FF 94 4-2 23 G6-4-3 BB		S SL 87 S FF 94 B FF 94 B FF 95 S FF 95 2-3 K ②		B FF 93 S FF 94 B FF 94 B FF 95 B FF 94 4-1 2 2B 23 1B 1-2 2-3 BB		F FF 94 S SL 80 B FF 94 F C 1-3 K ①		C SL 87 S SL 88 B FF 94 B FF 96 S FF 94 2-3 K ①	3	1	0	0	2	3	1
2 Randy Winn, S (1, 9) OBP: 0.320, SLG: 0.373		X FF 92 0-0 P2 ①		B FF 93 C CH 88 C CH 86 X FF 89 1-2 23 CS 1B		X FF 92 0-0 23 1B 1-3 2-H 3-H 2B		B FS 90 S FF 95 X FF 94 1-1 G6-3 ②		S CH 86 B FF 94 B FF 94 F SL 88 B FF 95 F FF 94 1 SAFE 1 SAFE B SL 90 4-2 23 2B 1-2 BB	4	2	2	2	1	0	1
23 Ryan Garko, R (1, 3) OBP: 0.351, SLG: 0.428 38 Brian Wilson, R (10, 1)		B FF 93 B FF 92 F FF 95 X FF 95 2-1 G6-4-3 ②③ 1-2f		1 SAFE C FF 93 0-1 CS ③ 1-2	C B X FF 94 1-1 F9 ①	B FF 95 C FF 93 F FF 94 X FF 95 1-2 33 BB 2-H 3-H 1B		F FF 95 B SL 79 X FF 94 2-1 F8 ③		C SL 88 X FF 94 0-1 33 1B 5 SF8 1-H 2-H 2B	5 0	1 0	2 0	4 0	0 0	0 0	1 0
33 Aaron Rowand, R (1, 8) OBP: 0.328, SLG: 0.437			B FF 94 B FF 93 X FF 94 2-0 G6-3 ①		B KC 78 F FF 94 B B F FF 94 X 3-2 L9 ②	B SL 85 F FF 93 B SL 86 B KC 75 B FF 93 4-1 5 FC6-4 1-2 BB			C FC 88 C SL 79 X FC 89 0-2 G6-3 ①	B SL 88 X SL 88 1-0 35 1B 2-3 1B	4	0	1	0	1	0	0
5 Juan Uribe, R (1, 4) OBP: 0.302, SLG: 0.439			F FF 93 F FF 93 F SL 86 X SL 85 0-2 HR		X KC 76 0-0 F8 ③	C FC 90 X CH 86 0-1 FC6-4 ③ 1-2f			B FF 94 B SL 87 C FF 94 F FF 95 B SL 81 B FC 90 4-2 8 BB BB	B FF 94 D SL 89 X SL 89 2-0 SF8 ② 3-H	3	1	1	2	1	0	2
55 Tim Lincecum, L (1, 1) OBP: 0.241, SLG: 0.192 14 Fred Lewis, L (7, PH) OBP: 0.356, SLG: 0.414 41 Jeremy Affeldt, L (7, 1) OBP: 0.500, SLG: 0.500 54 Sergio Romo, R (8, 1) 12 Nate Schierholtz, L (9, PH) OBP: 0.323, SLG: 0.435 46 Bob Howry, L (9, 1) 35 Travis Ishikawa, L (10, PH) OBP: 0.327, SLG: 0.405 (10, 3)			B FF 92 C FF 92 B FF 94 F FF 92 B FF 94 X FF 93 3-2 G5-3 ②			B FF 92 C FF 91 B KC 75 C FF 92 C FF 92 2-3 K ① C FC 89 X FC 85 0-1 8 G4-3 2B		C SL 81 1 SAFE C FF 93 S FF 93 0-3 K ②	1 SAFE B SI 84 C SL 74 1 SAFE B FF 80 F SL 73 B SC 67 F SC 66 X SI 84 3-2 1-2 1B	2 1 0 0 1 0 1 0	0 0 0 0 0 0 0 0	0 1 0 0 0 0 0 1	0 0 0 0 0 0 1 0	1 0 0 0 1 0 0 0	0 0 0 0 1 0 0 0	0 0 0 0 1 0 0 0
Inning Stats	R: 0 E: 0 K: 1 S: 7 H: 0 LOB: 0 BB: 0 P: 9	R: 0 E: 0 K: 0 S: 5 H: 0 LOB: 0 BB: 1 P: 11	R: 1 E: 0 K: 0 S: 13 H: 2 LOB: 1 BB: 0 P: 20	R: 0 E: 0 K: 1 S: 9 H: 1 LOB: 0 BB: 0 P: 14	R: 0 E: 0 K: 0 S: 6 H: 0 LOB: 0 BB: 0 P: 10	R: 4 E: 0 K: 2 S: 16 H: 4 LOB: 2 BB: 2 P: 30	R: 0 E: 0 K: 1 S: 8 H: 1 LOB: 1 BB: 0 P: 12	R: 0 E: 0 K: 1 S: 8 H: 0 LOB: 0 BB: 0 P: 12	R: 0 E: 0 K: 1 S: 10 H: 0 LOB: 2 BB: 2 P: 19	R: 3 E: 0 K: 2 S: 20 H: 4 LOB: 2 BB: 1 P: 32	1B: 8 2B: 3 3B: 0 HR: 1	SF: 1 SAC: 0 DP: 1 HBP: 0						

PITCHER		IP	WLS	BF	H	R	ER	SO	BB	IBB	HBP	BLK	WP	HR	S	P	ERA	WHIP
34 Homer Bailey, R ERA: 7.53	(1, 1)	5.2		25	7	5	5	4	3	0	0	0	0	1	54	92	7.94	1.765
51 Jared Burton, R ERA: 5.36	(6, 1)	1.1		5	1	0	0	1	0	0	0	0	0	0	10	14	0.00	0.750
40 Nick Masset, R ERA: 2.85	(8, 1)	1.1		5	0	0	0	1	1	0	0	0	0	0	13	21	0.00	0.750
53 Arthur Rhodes, L ERA: 2.45	(9, 1)	0.2		3	0	0	0	1	1	0	0	0	0	0	5	10	0.00	1.500
48 Francisco Cordero, R ERA: 2.3	(10, 1)	0.2	L	6	3	3	3	1	1	0	0	0	0	0	12	21	40.50	6.000

PITCHER		IP	WLS	BF	H	R	ER	SO	BB	IBB	HBP	BLK	WP	HR	S	P	ERA	WHIP
52 Daniel Herrera, L ERA: 2.4	(10, 1)	0.1		2	1	0	0	1	0	0	0	0	0	0	8	11	0.00	3.000

TOP

San Francisco Giants @ Cincinnati Reds

Great American Ball Park, Cincinnati, OH

Tue Aug 18 2009, 7:10 PM EDT
Att. 13,334 - Partly Cloudy - 84 F

livebaseballscorecards.com

AB	39
R	8
H	12
RBI	8
BB	6
SO	9
LOB	16

WP: 0	PA: 47		
PB: 0			
SB: 0			
CS: 1			

Batter	1	2	3	4	5	6	7	8	9	10	AB	R	H	RBI	BB	SO	LOB
21 Chris Dickerson, L (1, 9) (8, 8) OBP: 0.362, SLG: 0.370	C FF 92 B CU 75 B CU 79 B FF 93 X FF 93 3-1 ① G3	D CU 76 B FF 91 F FF 90 B FF 92 S SI 90 X FF 90 3-2 ① 19 FC4-6 1B 1-2 3-H		C FF 92 C SI 95 D D CH 82 X CH 82 2-2 ③ F8			B FF 94 X 1-0 ② F8			C SL 87 F FF 96 F FF 97 B SL 89 S SL 88 1-3 ① K	5	0	1	1	0	1	2
3 Willy Taveras, R (1, 8) OBP: 0.273, SLG: 0.284 40 Nick Masset, R (8, 1) 53 Arthur Rhodes, L (9, 1) 48 Francisco Cordero, R (10, 1) 52 Daniel Herrera, L (10, 1) 60 Kevin Barker, L (10, PH)	C FF 93 F FF 93 B CH 86 B CH 84 X 2-2 ② F8	X FF 91 0-0 ② F4			B FF 88 B FF 89 C FF 88 C CU 75 X CU 79 2-2 ① F7		B SI 93 F SI 93 L CH 88 X SI 95 1-2 ③ G1-3			B FF 95 B FF 96 T FF 96 B SL 88 F FF 96 F FF 98 C FF 96 3-3 ② K	4 0 0 0 0 1	0 0 0 0 0 0	0 0 0 0 0 1	0 0 0 0 0 1	0 0 0 0 0 0	0 0 0 0 0 1	2 0 0 0 0 1
19 Joey Votto, L (1, 3) OBP: 0.397, SLG: 0.551	C FF 93 B CH 84 F FF 94 B FF 93 B CH 85 S 3-3 ③ K	D CU 78 C FF 91 S FF 92 B FF 91 X CH 83 2-2 ③ FC4-6 1-2f			B CH 81 X CH 81 1-0 HR			B SI 94 F SI 94 B SI 95 F SI 94 S CU 79 2-3 ① K		S FF 96 B SI 96 B FF 97 X SL 89 2-1 ③ G3	5	1	1	1	0	2	3
4 Brandon Phillips, R (1, 4) OBP: 0.323, SLG: 0.449		C SL 81 X CU 80 0-1 ① 23 S 25 1B 7 BB 1B	X FF 90 0-0 ① F9		B FF 92 X SL 80 1-0 ② G4-3			C SL 76 F FF 90 B SL 76 S SL 77 1-3 ② K			4	1	1	0	0	1	0
25 Wladimir Balentien, R (1, 7) OBP: 0.297, SLG: 0.366		S FF 92 X CU 75 0-1 7 BB 23 S 34 1B 1B 1-2	C FF 91 B FF 91 S FF 91 S FF 92 1-3 ② K		X FF 92 0-0 ③ F7			C FF 91 C SL 77 B FF 91 C 1-3 ③ K			4	1	1	0	0	2	0
23 Adam Rosales, R (1, 5) OBP: 0.294, SLG: 0.326		B FF 93 C FF 93 S SL 82 X CH 85 1-2 ① G5-3 1-2 2-3	X FF 93 0-0 ③ G6-3			B FF 90 B FF 90 C FF 90 B B 4-1 29 G4-3 BB			B FF 91 C FF 92 B SL 86 F FF 92 X SL 84 2-2 ① G5-3		3	0	0	0	1	0	2
29 Ryan Hanigan, R (1, 2) OBP: 0.370, SLG: 0.344	I I I I	4-0 7 BB 34 1B IBB		B FF 91 B FF 90 C FF 92 F FF 91 X CH 82 2-2 34 SH3-4 1B		B FF 89 1 SAFE C FF 90 B CU 78 X 2-1 ① ② G4-3 1-2f			F FF 91 B FF 91 X FF 92 1-1 ② P4		3	1	1	0	1	0	1
7 Paul Janish, R (1, 6) OBP: 0.289, SLG: 0.245	B FF 93 B SI 90 B FF 91 B FF 91 4-0 34 1B 21 1B BB 1-2 2-3 3-H			X FF 91 0-0 ① F8		B CU 73 X FF 89 1-0 ③ G5-3			S SL 84 B SL 84 B SL 84 X FF 92 2-1 ③ F9		3	1	0	1	1	0	1
34 Homer Bailey, R (1, 1) OBP: 0.053, SLG: 0.053 51 Jared Burton, R (6, 1) 31 Jonny Gomes, R (7, PH) OBP: 0.355, SLG: 0.580 17 Laynce Nix, L (8, 9) OBP: 0.297, SLG: 0.451	B FF 93 C FF 91 X FF 93 1-1 21 1B 1-3 2-H 3-H 1B			L SI 92 1 SAFE X 0-1 ② SH3-4 1-2			C FF 95 F CH 87 C CU 78 0-3 ① K		B FF 93 C FF 94 B FF 96 X FF 95 2-1 2B	1 0 1 1	0 0 0 0	1 0 0 1	2 0 0 0	0 0 1 0	0 0 0 0	0 0 0 0
Inning Stats	R: 0 H: 0 E: 0 LOB: 0 K: 1 BB: 0 S: 8 P: 16	R: 4 H: 4 E: 0 LOB: 2 K: 0 BB: 2 S: 16 P: 31	R: 0 H: 0 E: 0 LOB: 0 K: 1 BB: 0 S: 5 P: 6	R: 0 H: 1 E: 0 LOB: 1 K: 0 BB: 0 S: 9 P: 13	R: 1 H: 1 E: 0 LOB: 0 K: 0 BB: 0 S: 6 P: 10	R: 0 H: 0 E: 0 LOB: 0 K: 0 BB: 1 S: 4 P: 11	R: 0 H: 0 E: 0 LOB: 0 K: 1 BB: 0 S: 7 P: 9	R: 0 H: 0 E: 0 LOB: 0 K: 3 BB: 0 S: 9 P: 13	R: 0 H: 0 E: 0 LOB: 0 K: 0 BB: 0 S: 7 P: 12	R: 0 H: 1 E: 0 LOB: 1 K: 2 BB: 0 S: 12 P: 20	1B: 5 2B: 1 3B: 0 HR: 1	SF: 0 SAC: 1 DP: 1 HBP: 0					WP: 0 PB: 0 SB: 2 CS: 0	PA: 39

PITCHER		IP	WLS	BF	H	R	ER	SO	BB	IBB	HBP	BLK	WP	HR	S	P	ERA	WHIP
55 Tim Lincecum, R ERA: 2.37	(1, 1)	6.0		26	6	5	5	2	2	1	0	0	0	1	48	87	7.50	1.333
41 Jeremy Affeldt, L ERA: 1.81	(7, 1)	1.1		4	0	0	0	2	0	0	0	0	0	0	10	14	0.00	0.000
54 Sergio Romo, R ERA: 5.23	(8, 1)	0.2		2	0	0	0	2	0	0	0	0	0	0	6	8	0.00	0.000
46 Bob Howry, R ERA: 3.5	(9, 1)	1.0	W	3	0	0	0	0	0	0	0	0	0	0	7	12	0.00	0.000
38 Brian Wilson, R ERA: 2.8	(10, 1)	1.0	S	4	1	0	0	2	0	0	0	0	0	0	12	20	0.00	1.000

PITCHER	IP	WLS	BF	H	R	ER	SO	BB	IBB	HBP	BLK	WP	HR	S	P	ERA	WHIP

BOTTOM

San Francisco Giants @ Cincinnati Reds

Great American Ball Park, Cincinnati, OH

Tue Aug 18 2009, 7:10 PM EDT
Att. 13,334 - Partly Cloudy - 84 F

livebaseballscorecards.com

AB	35
R	5
H	7
RBI	5
BB	3
SO	8
LOB	12

San Francisco Giants @ Cincinnati Reds

Great American Ball Park, Cincinnati, OH

Wed Aug 19 2009, 7:10 PM EDT

Att. 11,302 - Partly Cloudy - 84 F

livebaseballscorecards.com

Batter	1	2	3	4	5	6	7	8	9	AB	R	H	RBI	BB	SO	LOB
8 Eugenio Velez, S (1, 4) OBP: 0.336, SLG: 0.438	B FF 88 B CH 80 C CU 71 C SI 89 F SL 76 X FF 91 2-2 ① F7		C CU 69 F FF 84 X FF 90 0-2 ① L3		X FF 92 0-0 ③ G3			C SI 84 X SI 84 0-1 ① G5-3		4	0	0	0	0	0	0
16 Edgar Renteria, R (1, 6) OBP: 0.314, SLG: 0.321	S CU 69 C SL 76 S SL 78 0-3 ② K		B SI 88 C SI 90 X SI 90 1-1 12 G4-6-3 1B			F SI 89 B SL 73 B SL 75 F CU 70 B SI 91 X SI 89 3-2 ① G6-3		X SL 75 0-0 12 2B 1B		4	1	2	0	0	1	0
12 Nate Schierholtz, L (1, 9) OBP: 0.326, SLG: 0.445	C CU 71 B SI 91 X SI 89 1-1 2B		F SI 84 X SL 73 0-1 ② ③ G4-6-3 1-2f			B SI 91 F CU 71 F FF 91 T SI 87 1-2 ② K		F SI 84 F SI 86 B FF 88 X FF 86 1-2 1-H 2B		4	0	2	1	0	1	1
1 Bengie Molina, R (1, 2) OBP: 0.277, SLG: 0.431	B CH 77 F SL 81 F FF 90 B FF 90 X SL 76 2-2 ③ P6			C FF 90 B SL 75 X SI 90 1-1 ① G5-3		X FF 90 0-0 ③ G6-3		B CU 68 X SL 75 1-0 ② F7		4	0	0	0	0	0	2
2 Randy Winn, S (1, 7) OBP: 0.317, SLG: 0.370		S CU 70 B SI 84 F SI 84 S FF 90 1-3 ① K		C SI 89 X SI 89 0-1 ② F7			X CH 83 0-0 ① G4-3	F SL 72 C SI 84 B FF 90 B SI 86 S FF 91 2-3 ③ K		4	0	0	0	0	2	1
23 Ryan Garko, R (1, 3) OBP: 0.353, SLG: 0.429 38 Brian Wilson, R (9, 1)		C CH 78 C FF 91 B SL 77 X SL 77 1-2 5 BB 33 1B 1B		C SI 90 X SI 90 0-1 1B			B SL 76 C CH 79 X SI 91 1-1 ② G6-3		B FF 95 X FF 95 1-0 ① P6	4 0	0 0	2 0	0 0	0 0	0 0	0 0
33 Aaron Rowand, R (1, 8) OBP: 0.329, SLG: 0.437		B CH 79 X SI 91 1-0 5 BB 1-2 1B		C CU 70 S SL 77 F SL 76 S SI 88 0-3 ③ K			C FF 92 S SI 91 F FF 92 F SL 77 B FF 89 X SL 78 1-2 5 2B 1B		X FC 88 0-0 ② G1-3	4	0	2	0	0	1	1
5 Juan Uribe, R (1, 5) OBP: 0.308, SLG: 0.446		B SI 91 B SI 90 B SL 76 C SL 73 B SL 77 4-1 75 G4-3 1-2 2-3 BB			C CH 76 B SI 90 B SI 90 B SI 91 X CH 78 3-1 ① F7		1 SAFE F FF 90 X SI 91 0-1 1-3 2B		C FF 96 B FC 91 X FF 95 1-1 1B	3	0	2	0	1	0	0
75 Barry Zito, L (1, 1) OBP: 0.167, SLG: 0.125 14 Fred Lewis, L (7, PH) OBP: 0.355, SLG: 0.412 54 Sergio Romo, R (7, 1) 41 Jeremy Affeldt, L (8, 1) OBP: 0.500, SLG: 0.500 35 Travis Ishikawa, L (9, PH) OBP: 0.326, SLG: 0.403 (9, 3)		X SI 90 0-0 ② ③ G4-3 1-2f		C CU 70 X SI 84 0-1 ② G4-3			B SL 72 X SL 72 1-0 ③ P4		X 0-0 ③ F7	2 1 0 0 1	0 0 0 0 0	0 0 0 0 0	0 0 0 0 0	0 0 0 0 0	0 0 0 0 0	3 2 0 0 1

Inning Stats																																			
	R: 0 E: 0 K: 1 S: 12	H: 1 LOB: 1 BB: 0 P: 17	R: 0 E: 0 K: 1 S: 9	H: 2 LOB: 2 BB: 1 P: 16	R: 0 E: 0 K: 0 S: 7	H: 1 LOB: 0 BB: 0 P: 8	R: 0 E: 0 K: 1 S: 10	H: 1 LOB: 1 BB: 0 P: 11	R: 0 E: 0 K: 0 S: 5	H: 0 LOB: 0 BB: 0 P: 8	R: 0 E: 0 K: 1 S: 7	H: 0 LOB: 0 BB: 0 P: 11	R: 0 E: 0 K: 0 S: 11	H: 2 LOB: 2 BB: 0 P: 14	R: 1 E: 0 K: 1 S: 10	H: 2 LOB: 1 BB: 0 P: 14	R: 0 E: 0 K: 0 S: 5	H: 1 LOB: 1 BB: 0 P: 7	1B: 7 2B: 3 3B: 0 HR: 0	SF: 0 SAC: 0 DP: 2 HBP: 0	WP: 0 PB: 0 SB: 0 CS: 0	PA: 36

PITCHER		IP	WLS	BF	H	R	ER	SO	BB	IBB	HBP	BLK	WP	HR	S	P	ERA	WHIP
61 Bronson Arroyo, R ERA: 4.56	(1, 1)	8.0	L	32	9	1	1	5	1	0	0	0	0	0	71	99	1.12	1.250
40 Nick Masset, R ERA: 2.8	(9, 1)	1.0		4	1	0	0	0	0	0	0	0	0	0	5	7	0.00	1.000

PITCHER	IP	WLS	BF	H	R	ER	SO	BB	IBB	HBP	BLK	WP	HR	S	P	ERA	WHIP

AB	35
R	1
H	10
RBI	1
BB	1
SO	5
LOB	11

Batter	1	2	3	4	5	6	7	8	9	AB	R	H	RBI	BB	SO	LOB
6 Drew Stubbs, R (1, 8) OBP: 0.250, SLG: 0.500	X SI 86 0-0 ① F7		C SI 89 C CU 73 S CU 74 0-3 ③ K			B CU 71 X FC 78 1-0 7 SH5-3 2B			C FF 96 F FF 95 B FF 99 B FF 99 B SL 87 C 3-3 ① K	4	0	1	0	0	2	0
7 Paul Janish, R (1, 6) OBP: 0.284, SLG: 0.240 21 Chris Dickerson, L (9, PH) OBP: 0.360, SLG: 0.369	B SI 88 C SI 88 C CU 73 X SI 87 1-2 ② G1-3			C CU 71 B FC 79 F CH 75 X SI 88 1-2 ① F8		D CU 73 X FC 80 1-0 ② SH5-3 2-3			B FF 95 C SL 88 B FF 98 F FF 98 B SL 89 S 3-3 ② K	2 1	0 0	0 0	0 0	0 0	0 1	0 0
19 Joey Votto, L (1, 3) OBP: 0.397, SLG: 0.551 60 Kevin Barker, L (1, PH) (2, 3)	C SI 88 F SI 89 B CH 79 B FC 81 C FC 81 2-3 ③ K			F SI 89 B X FC 81 1-1 ② L3		F SI 89 B SI 88 X CU 74 1-1 ③ G4-3			B FF 96 C FF 98 B FF 98 X SL 89 2-1 ③ G4-3	0 4	0 0	0 0	0 0	0 0	0 1	0 1
4 Brandon Phillips, R (1, 4) OBP: 0.321, SLG: 0.446		B SI 87 T FC 80 B SI 87 S FC 81 F FF 82 B CH 76 X FC 80 3-2 ① G5-3		F CH 73 S CH 76 X CH 75 0-2 ③ G3			F FF 92 C SL 78 B SL 77 B SL 76 S SL 78 2-3 ① K			3	0	0	0	0	1	0
31 Jonny Gomes, R (1, 9) OBP: 0.355, SLG: 0.574		B CU 74 B CH 74 B FC 79 B SI 87 4-0 BB			F SI 87 B CU 73 C CU 74 F SI 89 C SI 88 1-3 ① K		B SL 77 B FF 92 C FF 92 F SL 78 B FF 92 F SL 78 S SL 77 3-3 ② K			2	0	0	0	1	2	0
25 Wladimir Balentien, R (1, 7) OBP: 0.293, SLG: 0.361		B SI 88 F SI 88 C SI 88 F SI 88 X CU 76 1-2 ② F7			X SI 88 0-0 ② L7		C FF 90 B FF 91 F FF 90 B FF 92 S SL 76 2-3 ③ K			3	0	0	0	0	1	1
23 Adam Rosales, R (1, 5) OBP: 0.294, SLG: 0.326		C CH 76 1 SAFE F CU 75 B SI 88 B SI 88 1 SAFE X SI 89 2-2 ③ P4			B CH 77 B FC 80 C FC 75 B SI 88 X SI 88 3-1 1B			B FF 91 C SL 78 C SL 78 X SL 77 1-2 ① P2		3	0	1	0	0	0	1
29 Ryan Hanigan, R (1, 2) OBP: 0.366, SLG: 0.340			C SI 88 X SI 88 0-1 ① F8		1 SAFE B CH 74 B SI 88 C CH 74 X SI 88 2-1 ③ F9			X FF 91 0-0 ② L5		3	0	0	0	0	0	1
61 Bronson Arroyo, R (1, 1) OBP: 0.114, SLG: 0.159 17 Laynce Nix, L (8, PH) OBP: 0.296, SLG: 0.449 40 Nick Masset, R (9, 1)			B SI 88 B FC 79 C SI 88 C FC 81 F CU 74 X FF 83 2-2 ② F7			C CH 74 C CU 71 B SI 87 S SI 88 1-3 ① K		C FF 95 S SI 95 B CU 80 C CU 82 1-3 ③ K		2 1 0	0 0 0	0 0 0	0 0 0	0 0 0	1 1 0	0 0 0
Inning Stats	R: 0 E: 0 K: 1 S: 7 H: 0 LOB: 0 BB: 0 P: 10	R: 0 E: 0 K: 0 S: 11 H: 0 LOB: 1 BB: 1 P: 21	R: 0 E: 0 K: 1 S: 9 H: 0 LOB: 0 BB: 0 P: 11	R: 0 E: 0 K: 0 S: 8 H: 0 LOB: 0 BB: 0 P: 10	R: 0 E: 0 K: 1 S: 9 H: 1 LOB: 1 BB: 0 P: 15	R: 0 E: 0 K: 1 S: 7 H: 1 LOB: 1 BB: 0 P: 11	R: 0 E: 0 K: 3 S: 10 H: 0 LOB: 0 BB: 0 P: 17	R: 0 E: 0 K: 1 S: 7 H: 0 LOB: 0 BB: 0 P: 9	R: 0 E: 0 K: 2 S: 8 H: 0 LOB: 0 BB: 0 P: 16	1B: 1 2B: 1 3B: 0 HR: 0 SF: 0 SAC: 1 DP: 0 HBP: 0						

PITCHER		IP	WLS	BF	H	R	ER	SO	BB	IBB	HBP	BLK	WP	HR	S	P	ERA	WHIP
75 Barry Zito, L ERA: 4.26	(1, 1)	6.0		21	2	0	0	4	1	0	0	0	0	0	51	78	0.00	0.500
54 Sergio Romo, R ERA: 4.84	(7, 1)	1.2	W	5	0	0	0	3	0	0	0	0	0	0	14	22	0.00	0.000
41 Jeremy Affeldt, L ERA: 1.8	(8, 1)	0.1	H	1	0	0	0	1	0	0	0	0	0	0	3	4	0.00	0.000
38 Brian Wilson, R ERA: 2.75	(9, 1)	1.0	S	3	0	0	0	2	0	0	0	0	0	0	8	16	0.00	0.000

PITCHER	IP	WLS	BF	H	R	ER	SO	BB	IBB	HBP	BLK	WP	HR	S	P	ERA	WHIP

BOTTOM

San Francisco Giants @ Cincinnati Reds

Great American Ball Park, Cincinnati, OH

Wed Aug 19 2009, 7:10 PM EDT

Att. 11,302 - Partly Cloudy - 84 F

livebaseballscorecards.com

AB	28
R	0
H	2
RBI	0
BB	1
SO	10
LOB	4

1B: 1	SF: 0	WP: 0	PA: 30
2B: 1	SAC: 1	PB: 0	
3B: 0	DP: 0	SB: 0	
HR: 0	HBP: 0	CS: 0	

Batter	1	2	3	4	5	6	7	8	9	10	AB	R	H	RBI	BB	SO	LOB
8 Eugenio Velez, S (1, 4) OBP: 0.324, SLG: 0.422	C FF 88 S FF 88 F FF 89 F FF 91 X CU 71 0-2 ① L8		B FF 91 X CU 75 1-0 ③ F8		B FF 92 F FF 92 X FF 93 1-1 ② F7		X FF 91 0-0 ② P6		X CH 75 0-0 ② L7		5	0	0	0	0	0	3
5 Juan Uribe, R (1, 6) OBP: 0.306, SLG: 0.439 (8, 5)	B FF 87 X FF 88 1-0 ② P4			B SL 81 B FF 89 C FF 90 B SL 85 B FF 91 4-1 2 1B 12 1B 23 WP BB	B FF 91 X FF 91 1-0 ③ G4-3		B FF 92 B SL 85 C FF 92 X FF 93 2-1 ③ L9		C SL 76 C SI 86 B SC 64 S SC 70 1-3 ③ K		4	1	0	0	1	1	3
12 Nate Schierholtz, L (1, 9) OBP: 0.328, SLG: 0.444	B FF 88 X FF 89 1-0 1B			C FF 91 X CH 82 0-1 23 WP 2 1B 1-2 1B		X FF 89 0-0 ① P4		S SL 83 X SL 83 0-1 ① G5-3		S FF 95 X FF 96 0-1 ① F7	5	0	2	0	0	0	0
48 Pablo Sandoval, S (1, 5) OBP: 0.379, SLG: 0.548 (8, 3)	F CU 74 X CU 71 0-1 ③ G4-3			C FF 92 F FF 92 B FF 93 B CH 84 X CU 76 2-2 ① F8		F CU 74 F FF 90 X FF 91 0-2 2 1B 1B		C FF 94 F FF 94 B FF 93 X FF 95 1-2 2 1B 2B		F CH 86 B FF 95 F SL 89 B FF 96 X FF 96 2-2 2 CS 1B	5	0	3	0	0	0	3
2 Randy Winn, S (1, 7) OBP: 0.320, SLG: 0.372		B FF 87 F FF 88 B CU 72 F FF 90 F FF 92 B FF 92 X SL 85 3-2 ① G3		B CU 74 X FF 92 1-0 23 WP 1-2 2-3 1B		1 SAFE B FF 90 X FF 90 1-0 1-2 1B		X FF 93 0-0 16 G6-4-3 2-3 1B		B FF 96 F FF 96 T FF 97 T FF 96 1-2 ②③ K 1-2	5	0	3	0	0	1	1
23 Ryan Garko, R (1, 3) OBP: 0.350, SLG: 0.424 35 Travis Ishikawa, L (6, 3) OBP: 0.326, SLG: 0.403 16 Edgar Renteria, R (8, PH) OBP: 0.313, SLG: 0.320 (8, 6)		C FF 90 B SL 81 B FF 90 F FF 92 S SL 83 2-3 ② K		D SL 85 C FF 93 B FF 94 F FF 94 F SL 85 S SL 85 2-3 ② K 1-2 2-3 3-H		X FF 90 0-0 ② F8		F FF 92 B FF 93 F FF 94 X FF 94 1-2 ②③ G6-4-3 1-2f			3 0 1	0 0 0	0 0 0	0 0 0	0 0 0	2 0 0	4 0 2
33 Aaron Rowand, R (1, 8) OBP: 0.331, SLG: 0.436		B FF 91 S FF 91 S FF 92 S FF 92 1-3 ③ K		B FF 93 B SL 83 I IN 82 I IN 82 4-0 IBB		X SL 82 0-0 ③ F7			X FF 93 0-0 14 1B 1B		3	0	1	0	1	1	2
22 Eli Whiteside, R (1, 2) OBP: 0.247, SLG: 0.310			B FF 87 T FF 88 B SL 80 F FF 90 S FF 93 2-3 ① K	C FF 93 S FF 93 F FF 94 X SL 84 0-2 ③ F8			X FF 89 0-0 18 SH5-4 2B		1 SAFE L FC 90 B FF 95 1 SAFE B FC 91 1 SAFE X FF 94 2-1 ① B2		4	0	1	0	0	1	4
18 Matt Cain, R (1, 1) OBP: 0.222, SLG: 0.200 14 Fred Lewis, L (9, PH) OBP: 0.357, SLG: 0.414 46 Bob Howry, L (9, 1)			C FF 88 X FF 90 0-1 ② F8	C SL 86 C SL 79 B SL 80 B FF 90 B FF 90 X FF 90 3-2 ① P4		X CH 84 0-0 ① SH5-4 2-3			D FS 90 X FF 95 1-0 1-2 1B		2 1 0	0 0 0	0 1 0	0 0 0	0 0 0	0 0 0	0 0 0
Inning Stats	R: 0 H: 1 E: 0 LOB: 1 K: 0 BB: 0 S: 9 P: 11	R: 0 H: 0 E: 0 LOB: 0 K: 2 BB: 0 S: 10 P: 16	R: 0 H: 0 E: 0 LOB: 0 K: 1 BB: 0 S: 6 P: 9	R: 1 H: 2 E: 0 LOB: 3 K: 1 BB: 2 S: 15 P: 28	R: 0 H: 0 E: 0 LOB: 0 K: 0 BB: 0 S: 6 P: 11	R: 0 H: 2 E: 0 LOB: 2 K: 0 BB: 0 S: 7 P: 8	R: 0 H: 1 E: 0 LOB: 1 K: 0 BB: 0 S: 5 P: 7	R: 0 H: 2 E: 0 LOB: 1 K: 0 BB: 0 S: 9 P: 11	R: 0 H: 2 E: 0 LOB: 2 K: 1 BB: 0 S: 8 P: 12	R: 0 H: 1 E: 0 LOB: 0 K: 1 BB: 0 S: 8 P: 11	1B: 9 2B: 2 3B: 0 HR: 0	SF: 0 SAC: 1 DP: 1 HBP: 0						

PITCHER		IP	WLS	BF	H	R	ER	SO	BB	IBB	HBP	BLK	WP	HR	S	P	ERA	WHIP
39 Aaron Harang, R ERA: 4.21	(1, 1)	7.0		29	6	1	1	4	1	1	0	0	1	0	58	90	1.29	1.000
53 Arthur Rhodes, L ERA: 2.4	(8, 1)	1.0		4	2	0	0	0	0	0	0	0	0	0	9	11	0.00	2.000
40 Nick Masset, R ERA: 2.78	(9, 1)	0.1		3	2	0	0	0	0	0	0	0	0	0	4	7	0.00	6.000
52 Daniel Herrera, L ERA: 2.37	(9, 1)	0.2		2	0	0	0	1	0	0	0	0	0	0	4	5	0.00	0.000
48 Francisco Cordero, R ERA: 2.25	(10, 1)	1.0	W	3	1	0	0	1	0	0	0	0	0	0	8	11	0.00	1.000

PITCHER	IP	WLS	BF	H	R	ER	SO	BB	IBB	HBP	BLK	WP	HR	S	P	ERA	WHIP

TOP

San Francisco Giants @ Cincinnati Reds

Great American Ball Park, Cincinnati, OH

Thu Aug 20 2009, 12:35 PM EDT
Att. 13,390 - Partly Cloudy - 81 F

livebaseballscorecards.com

AB	38
R	1
H	11
RBI	0
BB	2
SO	6
LOB	22

1B: 9	SF: 0	WP: 1	PA: 41
2B: 2	SAC: 1	PB: 0	
3B: 0	DP: 1	SB: 0	
HR: 0	HBP: 0	CS: 1	

Batter	1	2	3	4	5	6	7	8	9	10	AB	R	H	RBI	BB	SO	LOB
21 Chris Dickerson, L (1, 9) OBP: 0.365, SLG: 0.371	B FF 91 B FF 91 B FF 92 C FF 93 F FF 93 B CH 87 4-2 19 G4-3 6 S BB		F FF 92 X CU 78 0-1 1B		B FF 91 S FF 93 B FF 94 B FF 94 F FF 94 X FF 95 3-2 ① F8		B FF 92 B CH 87 C FF 95 X FF 95 2-1 1-2 1B		X FF 93 0-0 ③ F7		4	0	2	0	1	0	1
6 Drew Stubbs, R (1, 8) OBP: 0.222, SLG: 0.667	1 SAFE B FF 93 F FF 92 B SL 85 F FF 94 B FF 94 C FF 95 3-3 ① K 1-2		1 SAFE B SL 83 C SL 83 1 SAFE B FF 93 F FF 94 X FF 93 2-2 ① F7		S FF 94 C FF 95 B FF 95 S SL 90 1-3 ② K		B CU 78 F SL 87 C FF 95 C FF 96 1-3 ② K			B SL 85 B FF 94 X FF 93 2-0 HR	5	1	1	1	0	3	4
19 Joey Votto, L (1, 3) OBP: 0.393, SLG: 0.544	B B FF 94 C FF 93 S CH 87 B CH 87 F FF 95 X FF 94 3-2 ② G4-3 2-3		1 SAFE X FF 92 0-0 ② F7		B CH 89 S CH 88 F CH 89 X FA 89 1-2 ③ G1-3		C FF 95 F FF 95 B FF 96 F FF 94 B CH 88 X FF 95 2-2 ③ F8				4	0	0	0	0	0	4
4 Brandon Phillips, R (1, 4) OBP: 0.320, SLG: 0.445 15 Drew Sutton, S (3, PH) OBP: 0.195, SLG: 0.282 (4, 4)	F FF 94 F FF 94 B FF 95 X FF 95 1-2 ③ F9		C FF 94 X FF 93 0-1 ③ P4			F FF 93 X FF 93 0-1 ① P4		X FF 91 0-0 ① G4-3			1 3	0 0	0 0	0 0	0 0	0 0	1 1
17 Laynce Nix, L (1, 7) OBP: 0.303, SLG: 0.465		X FF 92 0-0 ① G5-3		C FF 92 B FF 93 B SL 86 X FF 94 2-1 30 E 1B		C FF 93 X CH 86 0-1 HR		F FF 93 F FF 94 X FF 95 0-2 7 CS 1B			4	1	3	1	0	0	0
23 Adam Rosales, R (1, 5) OBP: 0.293, SLG: 0.325		C FF 93 C CU 78 F FF 94 F SL 87 B FF 95 X CU 79 1-2 7 1B 1B		X FF 94 0-0 ① L9		C SL 87 X FF 95 0-1 ② G4-3		C FF 93 X FF 93 0-1 ② L5			4	0	1	0	0	0	2
7 Paul Janish, R (1, 6) OBP: 0.283, SLG: 0.241		C FF 93 X FF 92 0-1 1-2 1B		C SL 86 X SL 85 0-1 ② L6		X FF 94 0-0 ③ L4		D SL 87 C SL 86 B FF 94 2-1 ③ CS 1-2	F FF 94 C FF 94 B SL 87 B FF 94 F FF 94 X FF 94 2-2 ① G6-3		4	0	1	0	0	0	1
30 Craig Tatum, R (1, 2) OBP: 0.233, SLG: 0.135		C SL 86 F SL 86 F FF 95 X FF 94 0-2 ② F8		X FF 94 0-0 FC5 1-2		S SL 86 B SL 86 X SL 86 1-1 ① L5			B FF 95 F FF 94 B FF 93 X FF 94 2-1 E4		4	0	0	0	0	0	3
39 Aaron Harang, R (1, 1) OBP: 0.167, SLG: 0.234 60 Kevin Barker, L (7, PH) OBP: 0.143, SLG: 0.143 61 Bronson Arroyo, R (7, PR) OBP: 0.114, SLG: 0.159 53 Arthur Rhodes, L (8, 1) 40 Nick Masset, R (9, 1) 52 Daniel Herrera, L (9, 1) 31 Jonny Gomes, R (9, PH) OBP: 0.353, SLG: 0.571 48 Francisco Cordero, R (10, 1)		T FF 93 F FF 95 F SL 85 X SL 85 0-2 ③ G6-3		X FF 94 0-0 ③ G4-3		B FF 93 C FF 94 X FF 94 1-1 21 1B 1B			S SL 88 S SL 86 B SL 86 S SL 87 1-3 ② K		2 1 0 0 0 0 0 1	0 0 0 0 0 0 0 0	0 1 0 0 0 0 0 0	0 0 0 0 0 0 0 1	0 0 0 0 0 0 0 1	0 0 0 0 0 0 0 0	4 0 0 0 0 0 0 0
Inning Stats	R: 0 H: 0 E: 0 LOB: 1 K: 1 BB: 1 S: 12 P: 23	R: 0 H: 2 E: 0 LOB: 2 K: 0 BB: 0 S: 16 P: 17	R: 0 H: 1 E: 0 LOB: 1 K: 0 BB: 0 S: 8 P: 10	R: 0 H: 1 E: 1 LOB: 2 K: 0 BB: 0 S: 7 P: 9	R: 0 H: 0 E: 0 LOB: 0 K: 1 BB: 0 S: 9 P: 14	R: 1 H: 1 E: 0 LOB: 0 K: 0 BB: 0 S: 7 P: 7	R: 0 H: 2 E: 0 LOB: 2 K: 1 BB: 0 S: 13 P: 20	R: 0 H: 1 E: 0 LOB: 0 K: 0 BB: 0 S: 7 P: 9	R: 0 H: 0 E: 1 LOB: 1 K: 1 BB: 0 S: 10 P: 15	R: 1 H: 1 E: 0 LOB: 0 K: 0 BB: 0 S: 1 P: 3	1B: 7 2B: 0 3B: 0 HR: 2	SF: 0 SAC: 0 DP: 0 HBP: 0			WP: 0 PB: 0 SB: 1 CS: 1	PA: 39		

PITCHER		IP	WLS	BF	H	R	ER	SO	BB	IBB	HBP	BLK	WP	HR	S	P	ERA	WHIP
18 Matt Cain, R ERA: 2.43	(1, 1)	8.0		33	8	1	1	3	1	0	0	0	0	1	79	109	1.12	1.125
46 Bob Howry, R ERA: 3.61	(9, 1)	1.0	L	5	1	1	1	1	0	0	0	0	0	1	11	18	9.00	1.000

PITCHER	IP	WLS	BF	H	R	ER	SO	BB	IBB	HBP	BLK	WP	HR	S	P	ERA	WHIP

BOTTOM

San Francisco Giants @ Cincinnati Reds

Great American Ball Park, Cincinnati, OH

Thu Aug 20 2009, 12:35 PM EDT
Att. 13,390 - Partly Cloudy - 81 F

livebaseballscorecards.com

AB	37
R	2
H	9
RBI	2
BB	1
SO	4
LOB	22

Batter	1	2	3	4	5	6	7	8	9	AB	R	H	RBI	BB	SO	LOB
21 Chris Dickerson, L (1, 7) OBP: 0.369, SLG: 0.373	C FF 93 F FF 89 B FF 92 S CH 79 1-3 ① K		B SI 87 C FF 92 B CH 81 B CH 79 X FF 92 3-1 19 G4-3 6 G5-3 1-2 1B		C CH 81 B CU 77 B FF 88 B FF 92 B FF 92 4-1 6 G6-3 BB		B SI 94 S CH 85 X CH 85 1-1 ② G1-3 1-2 3-H		C FF 94 B CH 89 B FF 94 B FF 94 X FF 93 3-1 6 E 6 DI 1B	4	0	2	1	1	1	1
6 Drew Stubbs, R (1, 8) OBP: 0.214, SLG: 0.462	X FF 94 0-0 ② P6		L FF 88 L SI 87 F CU 78 X FF 94 0-2 ① G5-3 1-2 2-3		X SI 88 0-0 ①② G6-3 1-2f		B FF 96 B FF 92 B FF 96 C FF 95 B FF 95 4-1 BB		B FF 94 B FF 94 C FF 94 C FF 94 F SL 84 F FF 95 X SL 88 2-2 E6 1-3	4	0	0	0	1	0	4
19 Joey Votto, L (1, 3) OBP: 0.388, SLG: 0.535	F FF 89 B CH 80 S CH 79 F CH 78 S FF 94 1-3 ③ K		B FF 94 B CH 79 X CH 80 2-0 ② G4-3 2-3 3-H		B FF 94 X CH 81 1-0 ③ F9		X CH 86 0-0 ③ G4-3		F SI 94 X FF 94 0-1 ③ G4-3	5	0	0	1	0	1	5
17 Laynce Nix, L (1, 9) OBP: 0.306, SLG: 0.470		C FF 92 X FF 86 0-1 29 BB 1B	X CU 78 0-0 ③ G4-3			F SI 87 F CH 79 B FF 93 B CU 77 F CU 77 S FF 92 2-3 ① K		F FF 94 F FF 95 B FF 95 F SL 85 X FF 96 1-2 15 1B 2B		4	0	2	0	0	1	1
23 Adam Rosales, R (1, 5) OBP: 0.293, SLG: 0.323		B FF 91 X SL 88 1-0 ① F7	B CH 80 B CH 79 C FF 91 X FF 89 2-1 29 G6-3 15 BB 1B			X FF 92 0-0 ② G6-3		C FF 96 S SL 84 B SL 85 S SL 85 1-3 ① K		4	0	1	0	0	1	2
15 Drew Sutton, S (1, 4) OBP: 0.222, SLG: 0.286		C FF 93 B FF 94 1 SAFE X SL 87 1-1 ② F7	1 SAFE B FF 87 B CH 80 B FF 86 B FF 91 4-0 29 G6-3 1-2 BB			B FF 88 T FF 87 X CH 81 1-1 ③ F7		X FF 94 0-0 29 CS 2-3 1B		3	0	1	0	1	0	1
29 Ryan Hanigan, R (1, 2) OBP: 0.364, SLG: 0.335		1 SAFE B FF 93 B FF 92 B FF 92 4-0 1-2 BB	F FF 92 B CU 77 B CH 80 B FF 94 C FF 93 X FF 94 3-2 ① G6-3 1-2 2-3				B FF 92 C FF 93 X CH 80 1-1 ① F9	S SL 84 C SL 84 D SL 86 B SL 86 B FF 95 X FF 96 3-2 ②③ G4-3 1-2		3	0	0	0	1	0	4
7 Paul Janish, R (1, 6) OBP: 0.285, SLG: 0.243 25 Wladimir Balentien, R (9, PH) OBP: 0.292, SLG: 0.359		B FF 92 X FF 93 1-0 ③ L8	B FF 88 S CH 80 B CH 79 B FF 93 X CH 80 3-1 ② L5				F SI 87 X CH 79 0-1 60 1B 21 G1-3 1B		B CH 87 F CH 88 X CH 88 1-1 ① G5-3	3 1	1 0	1 0	0 0	0 0	0 0	4 0
33 Micah Owings, R (1, 1) OBP: 0.250, SLG: 0.520 46 Carlos Fisher, R (6, 1) 60 Kevin Barker, L (7, PH) OBP: 0.250, SLG: 0.250 38 Kip Wells, R (7, 1) OBP: 0.333, SLG: 0.333 31 Jonny Gomes, R (9, PH) OBP: 0.351, SLG: 0.567			B FF 92 X FF 89 1-0 6 G5-3 21 1B 19 G4-3 1B	S CH 80 B FF 94 F CH 79 X FF 94 1-2 ③ G6-3			S FF 93 F FF 86 B FF 94 X FF 93 1-2 21 G1-3 1-3 1B		B SL 84 S FF 94 S FF 93 F FF 94 B SL 88 X SL 87 2-2 ② F7	2 0 1 0 1	1 0 0 0 0	1 0 1 0 0	0 0 0 0 0	0 0 0 0 0	0 0 0 0 0	2 0 0 0 0
Inning Stats	R: 0 E: 0 K: 2 S: 8 H: 0 LOB: 0 BB: 0 P: 10	R: 0 E: 0 K: 0 S: 6 H: 1 LOB: 2 BB: 1 P: 13	R: 1 E: 0 K: 0 S: 9 H: 2 LOB: 1 BB: 0 P: 15	R: 0 E: 0 K: 0 S: 10 H: 1 LOB: 2 BB: 1 P: 23	R: 0 E: 0 K: 0 S: 3 H: 0 LOB: 0 BB: 1 P: 8	R: 0 E: 0 K: 1 S: 7 H: 0 LOB: 0 BB: 0 P: 10	R: 1 E: 0 K: 0 S: 11 H: 2 LOB: 2 BB: 1 P: 18	R: 0 E: 0 K: 1 S: 11 H: 2 LOB: 1 BB: 0 P: 16	R: 0 E: 1 K: 0 S: 15 H: 1 LOB: 2 BB: 0 P: 23	1B: 8 2B: 1 3B: 0 HR: 0	SF: 0 SAC: 0 DP: 1 HBP: 0			WP: 0 PB: 0 SB: 0 CS: 1	PA: 39		

PITCHER	IP	WLS	BF	H	R	ER	SO	BB	IBB	HBP	BLK	WP	HR	S	P	ERA	WHIP
37 Charlie Morton, R (1, 1) ERA: 5.21	6.1	W	27	6	2	2	3	3	0	0	0	0	0	50	88	2.84	1.421
43 Jesse Chavez, R (7, 1) ERA: 3.78	0.2	H	3	0	0	0	0	1	0	0	0	0	0	4	9	0.00	1.500
52 Joel Hanrahan, R (8, 1) ERA: 6.16	1.0	H	4	2	0	0	1	0	0	0	0	0	0	11	16	0.00	2.000
55 Matt Capps, R ERA: 6.1	1.0	S	5	1	0	0	0	0	0	0	0	0	0	15	23	0.00	1.000

PITCHER	IP	WLS	BF	H	R	ER	SO	BB	IBB	HBP	BLK	WP	HR	S	P	ERA	WHIP

Cincinnati Reds @ Pittsburgh Pirates

PNC Park, Pittsburgh, PA

Fri Aug 21 2009, 7:05 PM EDT
Att. 22,725 - Partly Cloudy - 79 F

TOP

livebaseballscorecards.com

AB	35
R	2
H	9
RBI	2
BB	4
SO	4
LOB	24

BOTTOM

Cincinnati Reds @ Pittsburgh Pirates

PNC Park, Pittsburgh, PA

Fri Aug 21 2009, 7:05 PM EDT

Att. 22,725 - Partly Cloudy - 79 F

livebaseballscorecards.com

Batter	1	2	3	4	5	6	7	8	9	AB	R	H	RBI	BB	SO	LOB
22 Andrew McCutchen, R (1, 8) OBP: 0.345, SLG: 0.469	B FF 89 B FF 87 B FF 88 C FF 88 C FF 87 F FF 90 F FF 88 F FF 89 X FC 85 3-2 ① P3		B FF 88 B CH 76 X FF 86 2-0 ② FC1-4 24 BB 46 HR 1-2f		C SL 78 B FC 88 C CH 74 X SL 75 1-2 24 SF9 3B			B SL 84 C SI 93 X SL 86 1-1 ① F7		4	2	1	0	0	0	1
24 Delwyn Young, S (1, 4) OBP: 0.366, SLG: 0.439	C FF 87 B FF 88 S FF 88 B FF 88 B CH 74 X FF 89 3-2 ② G6-3		1 SAFE B FC 86 1 SAFE B FC 86 C FF 87 1 SAFE F FC 85 B FF 86 B FF 87 4-2 46 HR 1-2 BB		B FF 86 F FF 87 F CH 76 F FC 86 X FF 87 1-2 ② SF9 3-H			X SL 85 0-0 ② P4		2	1	0	1	1	0	0
46 Garrett Jones, L (1, 9) OBP: 0.362, SLG: 0.631	B FF 88 F FF 88 B FC 87 B FF 88 C FF 87 F FF 88 C FC 88 3-3 ③ K		F CH 79 B FC 85 F CH 77 X FC 87 1-2 1-H 2-H HR		B FF 87 C FF 87 X CH 76 1-1 ③ G3			C FF 93 B SI 94 B SI 94 F SI 94 B SI 95 F SI 94 F SI 94 S SI 95 3-3 ③ K2-3		4	1	1	3	0	2	0
15 Andy LaRoche, R (1, 5) OBP: 0.335, SLG: 0.380		C FF 88 F SL 79 F FF 87 B FC 87 B FF 87 X FF 88 2-2 ① G6-3	B FF 88 X SL 80 1-0 ③ F7			B FF 93 B FC 92 C SI 92 X SI 92 2-1 ① G6-3				3	0	0	0	0	0	0
41 Ryan Doumit, S (1, 2) OBP: 0.237, SLG: 0.381		C FC 87 B FF 86 X SL 78 1-1 ② F8		B SL 79 X FF 86 1-0 ① L9		C SL 84 B FF 93 B SL 82 F FC 93 B SL 85 F FF 93 F FF 94 S FF 95 3-3 ② K				3	0	0	0	0	1	0
85 Lastings Milledge, R (1, 7) OBP: 0.273, SLG: 0.330		C FC 87 X SL 81 0-1 1B		X FC 85 0-0 HR		C FC 94 B FF 95 C SL 84 S SL 86 1-3 ③ K2-3				3	1	2	1	0	1	0
51 Steve Pearce, R (1, 3) OBP: 0.302, SLG: 0.365		B FF 87 1 SAFE B FF 85 B FC 86 1 SAFE C FF 86 X FF 86 3-1 ③ F7		C FF 87 F FF 88 F FC 88 B SL 81 X FF 88 1-2 ② P4			S FF 93 F SL 85 C FF 95 0-3 ① K			3	0	0	0	0	1	1
5 Ronny Cedeno, R (1, 6) OBP: 0.234, SLG: 0.329			C FF 88 F FF 88 B FF 87 B FF 88 B FC 88 F FF 86 F FC 84 X FF 86 3-2 ① L6	B FC 86 C SL 80 B CH 77 X FC 87 2-1 ③ P4				S SI 94 B SL 87 F SI 94 B FF 95 F SI 94 X SI 94 2-2 ② G5-3		3	0	0	0	0	0	0
37 Charlie Morton, R (1, 1) OBP: 0.176, SLG: 0.176 43 Jesse Chavez, R (7, 1) 44 Brandon Moss, L (7, PH) OBP: 0.304, SLG: 0.359 52 Joel Hanrahan, R (8, 1) 55 Matt Capps, R (9, 1)			C FF 86 B FF 89 X FF 87 1-1 22 FC1-4 1B		B FF 88 C FF 87 C FF 88 B FF 87 X FC 87 2-2 ① G4-3			B SI 94 F SI 94 F SL 86 B SI 94 S SI 94 2-3 ③ K		2 0 1 0 0	0 0 0 0 0	1 0 0 0 0	0 0 0 0 0	0 0 1 0 0	0 0 0 0 0	0 0 0 0 0
Inning Stats	R: 0 E: 0 K: 1 S: 13 H: 0 LOB: 0 BB: 0 P: 22	R: 0 E: 0 K: 0 S: 10 H: 1 LOB: 1 BB: 0 P: 16	R: 3 E: 0 K: 0 S: 14 H: 2 LOB: 0 BB: 1 P: 26	R: 1 E: 0 K: 0 S: 8 H: 1 LOB: 0 BB: 0 P: 12	R: 1 E: 0 K: 0 S: 12 H: 1 LOB: 0 BB: 0 P: 17	R: 0 E: 0 K: 2 S: 10 H: 0 LOB: 0 BB: 0 P: 16	R: 0 E: 0 K: 2 S: 10 H: 0 LOB: 0 BB: 0 P: 14	R: 0 E: 0 K: 1 S: 8 H: 0 LOB: 0 BB: 0 P: 12		1B: 2 2B: 0 3B: 1 HR: 2 SF: 1 SAC: 0 DP: 0 HBP: 0					WP: 0 PB: 0 SB: 0 CS: 0	PA: 30

	AB	28
	R	5
	H	5
	RBI	5
	BB	1
	SO	6
	LOB	2

PITCHER		IP	WLS	BF	H	R	ER	SO	BB	IBB	HBP	BLK	WP	HR	S	P	ERA	WHIP
33 Micah Owings, R ERA: 5.52	(1, 1)	5.0	L	21	5	5	5	1	1	0	0	0	0	2	57	93	9.00	1.200
46 Carlos Fisher, R ERA: 2.81	(6, 1)	1.0		3	0	0	0	2	0	0	0	0	0	0	10	16	0.00	0.000
38 Kip Wells, R ERA: 5.91	(7, 1)	2.0		6	0	0	0	3	0	0	0	0	0	0	18	26	0.00	0.000

PITCHER	IP	WLS	BF	H	R	ER	SO	BB	IBB	HBP	BLK	WP	HR	S	P	ERA	WHIP

Batter	1	2	3	4	5	6	7	8	9	AB	R	H	RBI	BB	SO	LOB
6 Drew Stubbs, R (1, 8) OBP: 0.167, SLG: 0.353	C SI 91 X SI 90 0-1 G6-3		B SI 90 X SI 90 2-0 G6-3		C SI 90 B CH 82 F CH 82 F SI 90 F CU 76 B CH 81 B SI 90 X SI 90 3-2 G1-3		X SI 89 0-0 F9			4	0	0	0	0	0	2
23 Adam Rosales, R (1, 5) OBP: 0.288, SLG: 0.317	B SI 92 X SI 86 1-0 G6-3			B CU 76 C CU 76 C FF 90 B SL 79 X FF 90 2-2 F8		B SI 87 B CH 81 B SI 88 C FF 88 X SI 89 3-1 G4-3	B CH 82 B CH 82 X SI 88 2-0 F8			4	0	0	0	0	0	2
19 Joey Votto, L (1, 3) OBP: 0.389, SLG: 0.535 60 Kevin Barker, L (8, 3) OBP: 0.250, SLG: 0.250	S FF 92 B FF 91 S SL 83 F SL 84 B CU 77 F SL 82 F SI 92 X SL 83 2-2 1B			C SI 92 B CU 77 X CU 76 1-1 31 1B 25 1B		X SI 91 0-0 G4-3		F SI 91 C SI 92 F SI 81 F SI 92 X SL 81 0-2 F7		4 0	1 0	2 0	0 0	0 0	0 0	0 0
4 Brandon Phillips, R (1, 4) OBP: 0.320, SLG: 0.445	B CH 84 B CH 84 F SI 91 X SI 91 2-1 G4-3			C CH 84 F CU 77 F SI 90 S CH 82 0-3 K		X SI 90 0-0 31 1B 2B		F SI 91 C SI 91 C SI 91 0-3 K		4	1	1	0	0	2	2
31 Jonny Gomes, R (1, 9) OBP: 0.359, SLG: 0.571		B SI 90 B CH 84 X SI 90 2-0 G4-3		1 SAFE S CH 83 X CH 83 0-1 25 1B 1-3 1B		C CU 74 X FF 89 0-1 2-H 1B		F SI 92 B SI 90 B SL 79 X SI 92 2-1 1B		4	0	3	1	0	0	0
25 Wladimir Balentien, R (1, 7) OBP: 0.291, SLG: 0.357		B SI 90 S CH 84 S CH 83 B FF 91 B CU 75 X SI 90 3-2 G6-3		F CU 76 X SI 90 0-1 1-2 3-H 1B		C CH 83 B SI 89 B SI 82 X CH 82 2-1 F7		F SI 91 X SL 80 0-1 G5-3		4	0	1	1	0	0	2
29 Ryan Hanigan, R (1, 2) OBP: 0.364, SLG: 0.335 30 Craig Tatum, R (8, 2) OBP: 0.227, SLG: 0.132		B SI 90 B SI 90 C SI 89 X SI 85 2-1 G4-3		C SI 90 B CU 76 C FF 89 D CU 76 F FF 90 B FF 89 X FF 89 3-2 G6-3			B SI 88 B CH 81 B SI 88 C FF 88 C SI 89 X FF 88 3-2 33 1B 1B		C FF 95 F FF 95 X FF 95 0-2 L1	3 1	0 0	1 0	0 0	0 0	0 0	2 0
7 Paul Janish, R (1, 6) OBP: 0.276, SLG: 0.235			C SI 89 B SI 89 S CH 83 X FF 90 1-2 F8		X SI 87 0-0 G3		B SI 88 X SI 89 1-0 F9		B FF 96 B FF 95 F FF 95 X FF 96 2-1 P2	4	0	0	0	0	0	1
62 Justin Lehr, R (1, 1) OBP: 0.182, SLG: 0.273 46 Carlos Fisher, R (6, 1) 33 Micah Owings, R (7, PH) OBP: 0.264, SLG: 0.529 52 Daniel Herrera, L (7, 1) 51 Jared Burton, R (7, 1) 17 Laynce Nix, L (9, PH) OBP: 0.304, SLG: 0.468			X SI 89 0-0 G4-3		C SI 88 C CU 74 B CU 74 C SI 90 1-3 K		X SI 89 0-0 1-2 1B		C FF 96 B FF 96 F FF 94 B CU 83 X CU 84 2-2 G1-3	2 0 0 1 0 0 1	0 0 0 0 0 0 0	0 0 0 1 0 0 0	0 0 0 0 0 0 0	1 0 0 0 0 0 0	0 0 0 0 0 0 0	0 0 0 0 0 0 0
Inning Stats	R: 0 E: 0 K: 0 S: 11 H: 1 LOB: 1 BB: 0 P: 16	R: 0 E: 0 K: 0 S: 6 H: 0 LOB: 0 BB: 0 P: 13	R: 0 E: 0 K: 0 S: 5 H: 0 LOB: 0 BB: 0 P: 8	R: 1 E: 0 K: 1 S: 17 H: 3 LOB: 2 BB: 0 P: 23	R: 0 E: 0 K: 1 S: 9 H: 0 LOB: 0 BB: 0 P: 13	R: 1 E: 0 K: 0 S: 8 H: 2 LOB: 1 BB: 0 P: 13	R: 0 E: 0 K: 0 S: 7 H: 2 LOB: 2 BB: 0 P: 13	R: 0 E: 0 K: 1 S: 12 H: 1 LOB: 1 BB: 0 P: 14	R: 0 E: 0 K: 0 S: 8 H: 0 LOB: 0 BB: 0 P: 12	1B: 8 2B: 1 3B: 0 HR: 0	SF: 0 SAC: 0 DP: 0 HBP: 0					WP: 0 PB: 0 SB: 0 CS: 0	PA: 36

PITCHER		IP	WLS	BF	H	R	ER	SO	BB	IBB	HBP	BLK	WP	HR	S	P	ERA	WHIP
57 Zach Duke, L ERA: 3.38	(1, 1)	7.0	W	29	8	2	2	2	0	0	0	0	0	0	63	99	2.57	1.143
32 Phil Dumatrait, L ERA:	(8, 1)	1.0		4	1	0	0	1	0	0	0	0	0	0	12	14	0.00	1.000
54 Denny Bautista, R ERA:	(9, 1)	1.0		3	0	0	0	0	0	0	0	0	0	0	8	12	0.00	0.000

PITCHER	IP	WLS	BF	H	R	ER	SO	BB	IBB	HBP	BLK	WP	HR	S	P	ERA	WHIP

TOP

Cincinnati Reds @ Pittsburgh Pirates

PNC Park, Pittsburgh, PA

Sat Aug 22 2009, 7:05 PM EDT
Att. 32,570 - Partly Cloudy - 78 F

livebaseballscorecards.com

AB	36
R	2
H	9
RBI	2
BB	0
SO	3
LOB	11

BOTTOM

Cincinnati Reds @ Pittsburgh Pirates

PNC Park, Pittsburgh, PA

Sat Aug 22 2009, 7:05 PM EDT
Att. 32,570 - Partly Cloudy - 78 F

livebaseballscorecards.com

Batter	1	2	3	4	5	6	7	8	9	AB	R	H	RBI	BB	SO	LOB
22 Andrew McCutchen, R (1, 8) OBP: 0.350, SLG: 0.467	C SI 84 B CU 71 B CH 78 X FC 84 2-1 G6-3 ①	C FF 85 B CH 79 X CH 79 1-1 24 BB / 46 1B / 1B		F SL 80 X CU 72 0-1 F7 ②		B SL 82 B SL 83 S FC 92 B FF 93 B FF 94 4-1 46 2B / BB	B CH 78 B CH 78 B SI 84 B SI 84 4-0 24 G4-6-3 / BB 1-2 2-3 3-H			3	2	1	1	2	0	1
24 Delwyn Young, S (1, 4) OBP: 0.367, SLG: 0.436 32 Phil Dumatrait, R (8, 1) 54 Denny Bautista, R (9, 1)	C FF 85 C CU 72 X CU 70 0-2 46 1B / 15 1B / 1B	B FF 86 B FF 85 F CH 80 1 SAFE 1 SAFE B FF 86 B FF 86 4-1 46 1B / 1-2 / BB		X CH 80 0-0 P4 ③		C SI 92 F SL 81 S FF 94 0-3 K ②	C FF 94 X CH 86 0-1 G4-6-3 ①② 1-2f 2-3 3-H			4 0 0	1 0 0	1 0 0	0 0 0	1 0 0	1 0 0	5 0 0
46 Garrett Jones, L (1, 9) OBP: 0.368, SLG: 0.636	X FF 86 0-0 15 1B / 41 FC1-6 / 1B 1-2	F FF 87 C CU 72 X FF 88 0-2 ③ 1-3 2-H / 1B			X CH 78 0-0 G1-3 ①	D SI 93 X SI 92 1-0 1-H 2-H / 2B	B FF 93 C FC 92 F FF 94 B FF 93 B CH 88 F FF 93 S FF 93 3-3 K ③			5	1	3	3	0	1	1
15 Andy LaRoche, R (1, 5) OBP: 0.336, SLG: 0.378	C FF 86 D CH 80 B FC 83 B FF 86 F FF 86 F FC 84 X FF 86 3-2 41 FC1-6 1-3 2-H / 1B		C SL 79 X CU 71 0-1 F9 ①		B SL 77 C SI 86 B FF 86 B SI 86 B SI 86 4-1 41 WP / 41 HR / BB	B FF 93 C SL 82 X SL 81 1-1 G4-3 ③		B FF 91 C FF 92 S FF 92 B SL 85 F FF 93 F FC 92 X FF 92 2-2 G6-3 ①		4	1	1	1	1	0	1
41 Ryan Doumit, S (1, 2) OBP: 0.247, SLG: 0.410	B CU 70 1 SAFE F SI 86 S CH 80 X CU 72 1-2 FC1-6 85 S / 85 1B ② 1-2f 3-H		C CU 71 X FC 86 0-1 2B		1 SAFE C SI 86 B CU 74 B CU 71 X CH 80 2-1 1-H / HR		B SI 85 F CH 74 F SC 68 F SC 64 B SI 86 X CH 76 2-2 85 2B / 51 1B / 1B	F FF 91 B CH 88 F FF 92 F SL 84 B FC 92 F SL 82 B FC 92 S FC 92 3-3 K ②		5	3	3	3	0	1	1
85 Lastings Milledge, R (1, 7) OBP: 0.279, SLG: 0.343	B SL 79 X FF 87 1-0 1-H / 1B		C SL 79 F CH 81 X FF 87 0-2 F8 ②		X SL 79 0-0 F9 ②		S CH 76 B SC 67 X SI 85 1-1 51 1B / 1-3 / 2B	S SL 84 S SL 83 B SL 83 F FF 91 B SL 84 F FC 92 B FF 92 F FC 91 T FC 92 3-2 K ③		5	1	2	1	0	1	1
51 Steve Pearce, R (1, 3) OBP: 0.300, SLG: 0.360	1 SAFE 1 SAFE C SI 86 X FC 84 0-1 G4-3 ③		B FC 84 F FC 84 B CU 73 B CH 80 X SL 79 3-1 G5-3 ③		X FC 84 0-0 F7 ③		F CH 77 X SC 68 0-1 10 BB / 36 E / 22 BB / 1B 2-H 3-H			4	1	1	2	0	0	2
36 Luis Alfonso Cruz, R (1, 6) OBP: 0.278, SLG: 0.250		C SL 78 X FF 84 0-1 F8 ①		X SL 79 0-0 F9 ①		B FF 92 X FF 91 1-0 57 SH1 / 46 2B / 1B	C SL 76 B CH 77 X CH 77 1-1 E5 22 BB / 10 BB / 24 G4-6-3 1-2			4	2	1	0	0	0	1
57 Zach Duke, L (1, 1) OBP: 0.240, SLG: 0.239 10 Brian Bixler, R (7, PH) OBP: 0.259, SLG: 0.320 (8, 4)		B FF 85 C SI 85 B CH 79 X FF 85 2-1 L9 ②		B FF 85 B FF 84 C FF 85 B FF 85 C FF 85 B FF 85 4-2 BB		B SI 89 X SI 91 1-0 SH1 ① 1-2	B SI 86 B CH 76 F CH 76 B SC 68 B SI 85 4-1 24 G4-6-3 / 22 BB 1-2 2-3 / BB			1 0	0 0	0 0	0 0	1 1	0 0	0 0
Inning Stats	R: 3 E: 0 K: 0 S: 16 H: 4 LOB: 1 BB: 0 P: 23	R: 1 E: 0 K: 0 S: 10 H: 2 LOB: 2 BB: 1 P: 17	R: 0 E: 0 K: 0 S: 9 H: 1 LOB: 1 BB: 0 P: 12	R: 0 E: 0 K: 0 S: 6 H: 0 LOB: 1 BB: 1 P: 10	R: 2 E: 0 K: 0 S: 6 H: 1 LOB: 0 BB: 1 P: 12	R: 2 E: 0 K: 1 S: 9 H: 2 LOB: 1 BB: 1 P: 17	R: 4 E: 1 K: 1 S: 17 H: 3 LOB: 1 BB: 2 P: 32	R: 0 E: 0 K: 2 S: 16 H: 0 LOB: 0 BB: 0 P: 24		1B: 9 2B: 3 3B: 0 HR: 1 SF: 0 SAC: 1 DP: 1 HBP: 0				WP: 1 PB: 0 SB: 1 CS: 0 PA: 42		

	AB	35
	R	12
	H	13
	RBI	11
	BB	6
	SO	4
	LOB	13

PITCHER		IP	WLS	BF	H	R	ER	SO	BB	IBB	HBP	BLK	WP	HR	S	P	ERA	WHIP
62 Justin Lehr, R ERA: 3.77	(1, 1)	5.0	L	25	8	6	6	0	3	0	0	0	1	1	47	74	10.80	2.200
46 Carlos Fisher, R ERA: 3.16	(6, 1)	1.0		6	2	2	2	1	1	0	0	0	0	0	9	17	18.00	3.000
52 Daniel Herrera, L ERA: 2.74	(7, 1)	0.0		6	3	4	2	0	2	0	0	0	0	0	11	23	∞	∞
51 Jared Burton, R ERA: 5.11	(7, 1)	2.0		5	0	0	0	3	0	0	0	0	0	0	22	33	0.00	0.000

PITCHER	IP	WLS	BF	H	R	ER	SO	BB	IBB	HBP	BLK	WP	HR	S	P	ERA	WHIP

Batter	1	2	3	4	5	6	7	8	9	AB	R	H	RBI	BB	SO	LOB
21 Chris Dickerson, L (1, 8) OBP: 0.373, SLG: 0.375 6 Drew Stubbs, R (3, 8) OBP: 0.190, SLG: 0.400	X SI 92 0-0 7 S 4 1B 1B		C SI 92 B CU 80 C FF 92 B CU 80 F CU 80 B FF 94 B FF 92 4-2 7 1B BB		B FF 93 F SI 87 B CU 78 X SI 90 2-1 19 1B 2B	C FF 91 T FF 92 F FF 91 F CH 84 B CH 85 F FF 92 X CH 85 1-2 ③ F8			C FF 95 B FF 95 C FF 96 S SL 86 1-3 ① K	1 3	1 1	1 1	0 0	1 1	0 0	0 2
7 Paul Janish, R (1, 6) OBP: 0.288, SLG: 0.252	1 SAFE 1 SAFE C SI 91 L SI 93 B CU 80 B CU 79 X SI 93 2-2 ① G1-3 1-2		C CU 80 F SI 91 B CU 81 1 SAFE B SI 92 F SI 93 1 SAFE 1 SAFE X FF 94 2-2 ① 1-2 1B		B CU 80 B SI 91 L SI 93 L SI 91 F CU 79 X SL 89 2-2 ① G5-3		C FF 96 X FF 91 0-1 19 1B 4 FC4 2B		F FF 95 F FF 96 B SL 86 F SL 85 F FF 96 B SL 85 B SL 84 F FF 95 B FF 96 4-2 4 1B 19 WP BB	4	1	2	0	1	0	2
19 Joey Votto, L (1, 3) OBP: 0.392, SLG: 0.535	C SI 92 F SL 88 B FF 94 B FF 94 S CU 81 2-3 ② K		B SI 91 T SI 87 B FF 94 B CU 80 X SI 92 3-1 ② F7		F SI 86 X FF 94 0-1 2-H 1B		F CH 85 X CH 85 0-1 4 FC4 2-3 1B		B FF 95 B CH 85 S FF 95 B FF 96 S FF 96 B FF 95 4-2 4 1B 1-2 BB	4	0	2	1	1	1	2
4 Brandon Phillips, R (1, 4) OBP: 0.321, SLG: 0.445	X SI 94 0-0 27 S 2-H 1B		D CU 82 X SI 94 1-0 ③ G5-3		B SL 88 B CU 79 S CU 81 B CU 79 F FF 93 X CU 78 3-2 ② F9		F CH 85 F FF 96 X FF 95 0-2 ① FC4 27 FC6-4 1-2f 3-H		S SL 83 S SL 84 B SL 85 X SL 84 1-2 1-2 2-3 1B	5	0	2	2	0	0	3
27 Scott Rolen, R (1, 5) OBP: 0.365, SLG: 0.470	B FF 93 B SL 88 C SI 93 S FF 94 B SI 94 F FF 93 F FF 94 B SI 93 4-2 1-2 BB			C CU 79 F SI 93 B FF 93 B SL 86 F SI 94 F SL 86 F FF 93 B SL 89 F FF 92 4-2 17 1B 31 SF8 BB	F SI 94 B SI 94 S FF 93 F SI 92 S CU 79 1-3 ③ K		1 SAFE B CH 86 1 SAFE C FF 95 X CH 86 1-1 ② FC6-4 1-2f		B FF 95 S SL 85 S SL 85 F FF 96 B SL 85 S SL 86 2-3 ② K	3	1	0	0	2	2	5
17 Laynce Nix, L (1, 7) OBP: 0.303, SLG: 0.463	C SI 93 S CU 80 B CU 78 S CU 80 1-3 ③ K			B SI 92 X SI 87 1-0 1-3 1B		F FF 92 X FF 91 0-1 ① F7	C FF 95 F FF 95 X FF 96 0-2 ③ P5		B FF 96 C FF 96 F SL 85 D SL 85 S SL 85 2-3 ③ K	5	0	1	0	0	2	6
31 Jonny Gomes, R (1, 9) OBP: 0.357, SLG: 0.568 25 Wladimir Balentien, R (8, 9) OBP: 0.291, SLG: 0.357		C CU 80 B SL 88 C FF 93 B CU 81 X CU 80 2-2 ① F9		F CU 81 B SL 89 X SI 92 1-1 ① SF8 3-H		F FF 92 X FF 92 0-1 34 SH1-4 29 BB 1B		B FF 95 C FF 94 B FF 96 F FF 95 F CU 84 F FF 95 F CU 82 F FF 95 F SL 89 3-2 ① F CU 82 B FF 96 F FF 96 X FF 96 F9		3 0	0 0	1 0	1 0	0 0	0 0	0 0
29 Ryan Hanigan, R (1, 2) OBP: 0.362, SLG: 0.330 30 Craig Tatum, R (8, 2) OBP: 0.227, SLG: 0.132		B FF 92 C FF 92 B CU 78 X FF 92 2-1 ② L7		C FF 94 F CU 80 T SI 93 0-2 ② K		B SI 92 1 SAFE D SL 84 B FF 91 C SI 91 B SI 91 4-1 34 SH1-4 1-2 BB		B FF 94 C FF 94 F SL 88 X CU 83 1-2 ② G5-3		3 0	0 0	0 0	0 0	1 0	1 0	1 0
34 Homer Bailey, R (1, 1) OBP: 0.048, SLG: 0.048 60 Kevin Barker, L (8, PH) OBP: 0.222, SLG: 0.222 53 Arthur Rhodes, L (8, 1) 48 Francisco Cordero, R (9, 1)		X FF 92 0-0 ③ G6-3		B SI 94 B FF 92 C FF 92 X SI 88 2-1 ③ G5-3		B FF 89 X FF 90 1-0 ② SH1-4 1-2 2-3		B FF 92 F FF 93 F FF 94 F FF 92 B FF 94 X FC 94 2-2 ③ P2		2 1 0 0	0 0 0 0	0 0 0 0	0 0 0 0	0 0 0 0	0 0 0 0	1 0 0 0
Inning Stats	R: 1 E: 0 K: 2 S: 15 H: 2 LOB: 2 BB: 1 P: 24	R: 0 E: 0 K: 0 S: 6 H: 0 LOB: 0 BB: 0 P: 10	R: 0 E: 0 K: 0 S: 10 H: 1 LOB: 1 BB: 1 P: 20	R: 1 E: 0 K: 1 S: 14 H: 1 LOB: 1 BB: 1 P: 22	R: 1 E: 0 K: 1 S: 15 H: 2 LOB: 1 BB: 0 P: 23	R: 0 E: 0 K: 0 S: 12 H: 1 LOB: 2 BB: 1 P: 18	R: 1 E: 0 K: 0 S: 12 H: 2 LOB: 1 BB: 0 P: 13	R: 0 E: 0 K: 0 S: 17 H: 0 LOB: 0 BB: 0 P: 23	R: 0 E: 0 K: 3 S: 20 H: 1 LOB: 3 BB: 2 P: 34	1B: 8 2B: 2 3B: 0 HR: 0	SF: 1 SAC: 1 DP: 0 HBP: 0	WP: 1 PB: 0 SB: 2 CS: 0	PA: 42			

PITCHER	IP	WLS	BF	H	R	ER	SO	BB	IBB	HBP	BLK	WP	HR	S	P	ERA	WHIP
25 Kevin Hart, R (1, 1) ERA: 4.14	5.0	L	23	6	3	3	4	3	0	0	0	0	0	60	99	5.40	1.800
58 Steven Jackson, R (6, 1) ERA: 3.45	1.0		5	1	0	0	0	1	0	0	0	0	0	12	18	0.00	2.000
43 Jesse Chavez, R (7, 1) ERA: 3.88	1.0		5	2	1	1	0	0	0	0	0	0	0	12	13	9.00	2.000
34 Chris Bootcheck, R (8, 1) ERA: 19.8	1.0		3	0	0	0	0	0	0	0	0	0	0	17	23	0.00	0.000
52 Joel Hanrahan, R (9, 1) ERA: 6.04	1.0		6	1	0	0	3	2	0	0	0	1	0	20	34	0.00	3.000

PITCHER	IP	WLS	BF	H	R	ER	SO	BB	IBB	HBP	BLK	WP	HR	S	P	ERA	WHIP

TOP

Cincinnati Reds @ Pittsburgh Pirates

PNC Park, Pittsburgh, PA

Sun Aug 23 2009, 1:35 PM EDT
Att. 21,209 - Cloudy - 68 F

livebaseballscorecards.com

AB	34
R	4
H	10
RBI	4
BB	6
SO	7
LOB	22

Cincinnati Reds @ Pittsburgh Pirates

PNC Park, Pittsburgh, PA

Sun Aug 23 2009, 1:35 PM EDT

Att. 21,209 - Cloudy - 68 F

BOTTOM

livebaseballscorecards.com

Batter	1	2	3	4	5	6	7	8	9	AB	R	H	RBI	BB	SO	LOB
22 Andrew McCutchen, R (1, 8) OBP: 0.355, SLG: 0.468	C FF 94 B FF 95 F FF 95 B FF 97 B SI 90 X FF 96 3-2 85 FC6-4 24 1B 1B	C FF 96 D SI 91 B SL 89 B SL 88 B FF 96 4-1 1-2 BB			B FF 94 C FF 94 B SL 88 B FF 95 B FF 93 4-1 24 S 24 1B BB		C FF 96 B FF 97 C FF 97 X FF 98 1-2 ③ F9			2	1	1	0	2	0	0
24 Delwyn Young, S (1, 4) OBP: 0.369, SLG: 0.437	C FF 96 S FF 96 F FF 96 1 SAFE B CH 88 1 SAFE D SI 90 B FF 96 X FF 95 3-2 85 FC6-4 1-2 1B	B FF 94 F FF 94 S KC 77 X FF 95 1-2 ③ P6			B FF 94 2 SAFE F FF 92 B FF 94 F FF 94 X FF 95 2-2 46 G4-6-3 1-H 1B			C FF 92 B FF 92 B FF 86 F FF 92 F FF 92 S FF 93 2-3 ① K		4	0	2	1	0	1	2
46 Garrett Jones, L (1, 3) OBP: 0.361, SLG: 0.621	F FF 96 X FF 96 0-1 ① L8		B KC 74 F FF 94 T FF 94 F FF 95 X CH 86 1-2 ① G1-3		C FF 94 X FF 96 0-1 ① ② G4-6-3 1-2f			S SL 83 S SL 82 B SL 83 F FF 93 F SL 82 B SL 83 F SL 83 X FF 93 2-2 ② F9		4	0	0	0	0	0	3
85 Lastings Milledge, R (1, 7) OBP: 0.269, SLG: 0.330	B FF 96 C SL 88 F FF 98 F FF 97 X SL 88 1-2 ② FC6-4 41 BB 1-2f 2-3		B SL 88 X FF 95 1-0 ② G6-3		C FF 97 B SL 89 F FF 96 X KC 79 1-2 ③ F8			C SL 81 S SL 81 B FF 92 B SL 81 C FF 92 2-3 ③ K		4	0	0	0	0	1	2
41 Ryan Doumit, S (1, 2) OBP: 0.247, SLG: 0.403	C FF 96 B SL 90 B FF 95 B KC 80 B FF 98 4-1 1-2 BB		B SL 86 X FF 96 1-0 ③ G3-1			B FF 94 C FF 95 F FF 94 B SL 89 B FF 95 F FF 95 X FF 97 3-2 ① G4-3			B FF 96 C FF 96 B FF 95 X FF 96 2-1 ① G4-3	3	0	0	0	1	0	0
44 Brandon Moss, L (1, 9) OBP: 0.300, SLG: 0.354	D SI 91 F FF 96 C FF 97 S FF 96 1-3 ③ K			B KC 77 B FF 96 F FF 94 S FF 95 X FF 96 2-2 ① F8		X FF 97 0-0 ② G6-3			C FF 96 S FF 95 X FF 96 0-2 ② F8	4	0	0	0	0	1	3
5 Ramón Vázquez, L (1, 5) OBP: 0.359, SLG: 0.303		C FF 94 B KC 78 B FF 96 F SI 96 X FF 95 2-2 ① F9		X FF 95 0-0 ② F8		C FF 97 B KC 80 F FF 96 S FF 90 1-3 ③ K			C FF 95 F FF 96 B FF 96 B CH 88 F FF 96 X FF 97 2-2 1B	4	0	1	0	0	1	0
10 Brian Bixler, R (1, 6) OBP: 0.258, SLG: 0.345		F FF 97 T FF 95 B FF 96 X FF 95 1-2 ② F9		C FF 97 B KC 79 F FF 97 B CH 90 X FF 96 2-2 2B			L FF 96 F SL 88 S SL 88 0-3 ① K		S SL 89 B SL 90 S SL 89 S SL 89 1-3 ③ K	4	0	1	0	0	2	1
25 Kevin Hart, R (1, 1) OBP: 0.353, SLG: 0.267 58 Steven Jackson, R (6, 1) 43 Jesse Chavez, R (7, 1) 51 Steve Pearce, R (7, PH) OBP: 0.297, SLG: 0.356 34 Chris Bootcheck, R (8, 1) 52 Joel Hanrahan, R (9, 1)		B FF 96 S FF 95 B SL 90 F FF 95 B SL 88 B FF 96 4-2 22 BB BB		S FF 95 F FF 96 B KC 78 T FF 98 1-2 ③ K			B FF 97 X FF 95 1-0 ② G3-1			1 0 0 1 0 0	0 0 0 0 0 0	0 0 0 0 0 0	0 0 0 0 0 0	0 0 0 0 0 0	1 0 0 0 0 0	1 0 0 0 0 0
Inning Stats	R: 0 E: 0 K: 1 S: 17 H: 2 LOB: 3 BB: 1 P: 29	R: 0 E: 0 K: 0 S: 12 H: 0 LOB: 2 BB: 2 P: 24	R: 0 E: 0 K: 0 S: 6 H: 0 LOB: 0 BB: 0 P: 9	R: 0 E: 0 K: 1 S: 10 H: 1 LOB: 1 BB: 0 P: 15	R: 1 E: 0 K: 0 S: 9 H: 1 LOB: 0 BB: 1 P: 16	R: 0 E: 0 K: 1 S: 8 H: 0 LOB: 0 BB: 0 P: 12	R: 0 E: 0 K: 1 S: 7 H: 0 LOB: 0 BB: 0 P: 9	R: 0 E: 0 K: 2 S: 13 H: 0 LOB: 0 BB: 0 P: 19	R: 0 E: 0 K: 1 S: 12 H: 1 LOB: 1 BB: 0 P: 17	1B: 4 2B: 1 3B: 0 HR: 0 SF: 0 SAC: 0 DP: 1 HBP: 0						

	AB	31
	R	1
	H	5
	RBI	1
	BB	4
	SO	7
	LOB	12

PITCHER		IP	WLS	BF	H	R	ER	SO	BB	IBB	HBP	BLK	WP	HR	S	P	ERA	WHIP
34 Homer Bailey, R ERA: 6.82	(1, 1)	7.0	W	28	4	1	1	4	4	0	0	0	0	0	69	114	1.29	1.143
53 Arthur Rhodes, L ERA: 2.34	(8, 1)	1.0	H	3	0	0	0	2	0	0	0	0	0	0	13	19	0.00	0.000
48 Francisco Cordero, R ERA: 2.2	(9, 1)	1.0	S	4	1	0	0	1	0	0	0	0	0	0	12	17	0.00	1.000

PITCHER	IP	WLS	BF	H	R	ER	SO	BB	IBB	HBP	BLK	WP	HR	S	P	ERA	WHIP

Batter	1	2	3	4	5	6	7	8	9	10	11	12	13	AB	R	H	RBI	BB	SO	LOB
6 Drew Stubbs, R (1, 8) OBP: 0.214, SLG: 0.346	C FF 89 X SI 88 0-1 7 BB 1B	D CU 73 B SI 90 F FC 86 B SI 89 F FF 90 B FF 89 4-2 7 FC6-4 BB		C CH 80 B CH 80 X CU 73 1-1 G5-3 ①	B SL 84 X FF 87 1-0 F8 ③			B FF 90 B FF 90 S FF 91 X FF 91 2-1 F8 ①		C FF 87 X CH 74 0-1 B5-3 ①		B SI 98 X SI 96 1-0 F8 ②		6	0	1	0	1	0	2
7 Paul Janish, R (1, 6) OBP: 0.295, SLG: 0.264	B FF 89 1 SAFE B SI 88 F FF 90 1 SAFE B SI 89 B FF 89 4-1 4 G4-6-3 1-2 BB	C SI 91 F SI 90 X FC 87 0-2 FC6-4 ③ 1-2f		D FF 89 F FC 81 B SI 91 X CH 79 2-1 4 WP 2-H 2B		B FF 90 F FF 90 F CH 82 S SL 82 1-3 K ①		B CU 72 S FF 91 F SL 82 F FF 91 S SL 82 1-3 K ②		X FF 87 0-0 1B		B SI 98 F SI 97 X SI 98 1-1 F7 ③		6	0	2	1	1	2	3
19 Joey Votto, L (1, 3) OBP: 0.392, SLG: 0.538	X CH 82 0-0 L8 ①		B SI 89 B FF 88 F CH 81 F FF 90 B SI 90 B SI 91 4-2 4 1B 27 1B BB	I IN 64 I IN 65 I IN 65 I IN 65 4-0 4 G5-3 IBB		X CU 72 0-0 F7 ②		S FF 90 X CU 72 0-1 L1 ③		F CH 74 C CH 74 X CH 74 0-2 F8 ②		B SI 97 B SI 97 F SI 97 B SI 98 X SI 97 3-1 HR		5	2	1	1	2	0	3
4 Brandon Phillips, R (1, 4) OBP: 0.320, SLG: 0.442	S FC 84 D FC 83 D SI 84 F FC 87 X SI 91 2-2 G4-6-3 ② ③ 1-2f		X SI 90 0-0 27 1B 1-3 1B	B FC 86 I SAFE F FC 87 X FC 86 1-1 G5-3 ② 1-2 2-3		F CH 82 S SL 82 X FF 91 0-2 G6-3 ③			F FF 88 S CH 79 B FF 91 B SI 91 B CU 72 F FF 88 X SI 90 3-2 37 BB 27 1B 1B	S CH 74 1 SAFE F CH 74 F FF 85 X CH 73 0-2 F8 ③				B SI 87 C SL 86 X SL 86 1-1 G5-3 ①	7	0	2	0	0	0	5
27 Scott Rolen, R (1, 5) OBP: 0.369, SLG: 0.475		C FF 87 F FF 86 B FC 84 F SI 85 X CU 73 1-2 17 L9 37 1B 2B	1 SAFE B SI 89 X FF 90 1-0 1-3 3-H 1B	X SI 90 0-0 G5-3 ③		B FF 90 X FF 91 1-0 17 HR 1B			F FF 89 C FF 87 X FF 90 1-1 37 BB 1-2 1B		B SI 96 X SI 96 1-0 F7 ①		C SL 85 X SI 97 0-1 F8 ②	7	2	4	1	0	0	2
17 Laynce Nix, L (1, 9) OBP: 0.302, SLG: 0.480		F CH 83 B CH 83 B FF 88 X FC 86 2-1 L9 ① 2-3	F SI 90 X FF 86 0-1 F7 ①		F FF 88 B FF 87 B CU 74 B CH 82 X CH 83 3-1 G3-1		B CU 73 X CH 82 1-0 1-H HR		C SI 91 X FF 88 0-1 P6 ①		S SI 97 S SI 98 B SL 88 B SI 97 S SL 86 2-3 K ②		B SI 88 X SI 97 1-0 HR	7	2	2	3	0	1	5
31 Jonny Gomes, R (1, 7) OBP: 0.360, SLG: 0.569 16 Darnell McDonald, R (7, 7) OBP: 0.255, SLG: 0.233	B FC 86 C FC 86 B FC 87 D FC 87 B FF 91 4-1 61 SH1-4 37 1B BB	F FC 86 F FC 86 C CH 82 0-3 K ②		B CH 82 F FC 87 B FC 87 F CH 83 X FF 92 2-2 37 1B 2B		S SL 79 F FF 90 F SL 83 S SL 81 0-3 K ③		B CH 81 X FF 90 1-0 L5 ②		C SL 86 B SI 97 B SI 97 B F SI 97 F SI 98 F SL 87 F SI 98 X SI 97 3-2 1B		B SI 97 X SI 97 1-0 L9 ③	3 3	1 0	1 1	0 0	1 0	2 0	2 2
37 Corky Miller, R (1, 2) OBP: 0.292, SLG: 0.295	F FC 87 X FC 87 0-1 61 SH1-4 1-2 3-H 1B	B FC 84 X CH 83 1-0 P6 ③		D FF 89 C FF 88 F CU 75 X FC 88 1-2 61 SH1-4 2-H 1B		B FF 90 C FF 89 S SL 83 S SL 82 1-3 K ②		B SI 89 S SI 92 B CH 81 F FF 89 B CU 71 B SI 91 4-2 1-2 2-3 BB		B SL 85 C SI 94 1 SAFE S SI 96 F SI 96 S SL 86 1-3 K ③			5	0	2	2	1	2	3
61 Bronson Arroyo, R (1, 1) 40 Nick Masset, R (6, 1) 23 Adam Rosales, R (8, 7th) RF 2.2% 3.3 1.5 51 Jared Burton, R (9, 1) 53 Arthur Rhodes, L (9, 1) 48 Francisco Cordero, R (9, 1) 46 Carlos Fisher, R (10, 1) 19 Drew Sutton, S (10, 8th) 52 Daniel Herrera, L (10, 1)	B FF 88 X CH 81 1-0 SH1-4 ② 1-2 2-3			B FF 88 C FF 87 T SI 90 B FC 87 X FF 88 2-2 7 2B 2B	X SL 83 0-0 SH1-4 ② 1-2	C EP 66 B FF 91 B CH 82 F FF 92 C SL 83 2-3 K ③		C FF 90 X FF 90 0-1 F9 ③			F SI 97 B SI 98 B SL 87 F SI 98 B SI 97 S SI 96 3-3 K ①		2 0 0 1 0 0 0 0 1 0	1 0 0 0 0 0 0 0 0 0	1 0 0 0 0 0 0 0 1 0	0 0 0 0 0 0 0 0 0 0	1 0 0 0 0 0 0 0 1 0	0 0 3 0 0 0 0 0 0 0
Inning Stats	R: 0 E: 0 K: 0 S: 7 H: 1 LOB: 1 BB: 1 P: 13	R: 1 E: 0 K: 0 S: 15 H: 2 LOB: 3 BB: 2 P: 27	R: 1 E: 0 K: 1 S: 10 H: 2 LOB: 2 BB: 1 P: 16	R: 1 E: 0 K: 0 S: 10 H: 2 LOB: 2 BB: 1 P: 20	R: 1 E: 0 K: 0 S: 10 H: 2 LOB: 1 BB: 0 P: 17	R: 0 E: 0 K: 1 S: 7 H: 0 LOB: 0 BB: 0 P: 8	R: 2 E: 0 K: 3 S: 12 H: 2 LOB: 0 BB: 0 P: 17	R: 0 E: 0 K: 1 S: 8 H: 0 LOB: 0 BB: 0 P: 11	R: 0 E: 0 K: 1 S: 13 H: 2 LOB: 3 BB: 1 P: 22	R: 0 E: 0 K: 0 S: 10 H: 1 LOB: 1 BB: 0 P: 10	R: 0 E: 0 K: 2 S: 14 H: 1 LOB: 1 BB: 0 P: 21	R: 0 E: 0 K: 1 S: 6 H: 0 LOB: 0 BB: 0 P: 11	R: 2 E: 0 K: 0 S: 8 H: 2 LOB: 0 BB: 0 P: 14						

PITCHER		IP	WLS	BF	H	R	ER	SO	BB	IBB	HBP	BLK	WP	HR	S	P	ERA	WHIP
37 Jeff Suppan, R ERA: 5.38	(1, 1)	4.1		26	9	4	4	1	4	1	0	0	1	0	50	90	8.31	3.000
45 Mark DiFelice, R ERA: 3.4	(5, 1)	0.2		2	0	0	0	0	0	0	0	0	0	0	2	3	0.00	0.000
12 Carlos Villanueva, R ERA: 6.1	(6, 1)	2.0		8	2	2	2	4	0	0	0	0	0	1	19	25	9.00	1.000
47 Mike Burns, R ERA: 6.04	(8, 1)	1.0		3	0	0	0	1	0	0	0	0	0	0	8	11	0.00	0.000
38 Chris Narveson, L ERA: 6.28	(9, 1)	1.0		6	2	0	0	0	1	0	0	0	0	0	13	22	0.00	3.000

PITCHER		IP	WLS	BF	H	R	ER	SO	BB	IBB	HBP	BLK	WP	HR	S	P	ERA	WHIP
51 Trevor Hoffman, R ERA: 1.89	(10, 1)	1.0		4	1	0	0	0	0	0	0	0	0	0	10	10	0.00	1.000
60 Todd Coffey, R ERA: 2.66	(11, 1)	3.0	L	12	3	2	2	3	0	0	0	0	0	2	28	46	6.00	1.000

TOP

Cincinnati Reds @ Milwaukee Brewers

Miller Park, Milwaukee, WI

Tue Aug 25 2009, 7:05 PM CDT

Att. 29,481 - Roof Closed - 76 F

livebaseballscorecards.com

AB	53
R	8
H	17
RBI	8
BB	6
SO	9
LOB	30

1B: 10	SF: 0	WP: 1	PA: 61
2B: 4	SAC: 2	PB: 0	
3B: 0	DP: 1	SB: 0	
HR: 3	HBP: 0	CS: 0	

Batter	1	2	3	4	5	6	7	8	9	10	11	12	13	AB	R	H	RBI	BB	SO	LOB
3 Felipe Lopez, S (1, 4) OBP: 0.379, SLG: 0.440	C CU 70 F FF 88 B CH 82 B CH 79 F SI 88 B SI 86 X SI 91 3-2 8 L6-4 30 1B 1B		C FF 91 F SI 92 F FF 92 B SI 88 B FF 92 B SL 77 F CU 72 F CH 82 X FF 91 3-2 HR		B CU 70 F SI 88 C SI 91 F SI 90 X SI 91 1-2 ② L6		C SL 74 X SI 90 0-1 30 FC6-4 1B		B FF 92 X FF 92 1-0 30 BB 8 1B 1-2 2-3 1B		B FF 93 B FF 94 C FF 94 F FF 93 F FF 94 F FF 95 X FF 95 2-2 ① F8		B SI 83 S SI 82 S SL 74 X SI 88 1-2 ③ L7	5	2	4	1	0	0	0
30 Craig Counsell, L (1, 6) OBP: 0.352, SLG: 0.406 (10, 4)	C FF 91 X SI 85 0-1 1-2 1B		B CH 81 X SI 90 1-0 ③ G3-1		C CH 79 X SI 90 0-1 ③ G6-3		C SI 91 S SL 74 F SI 88 B FF 90 X SI 90 1-2 ③ FC6-4 1-2f		F FF 93 B FF 93 B FF 94 B FF 94 B FF 94 4-1 28 1B 8 1B 14 1B 1-2 2-3 3-H BB		B SL 86 C SL 85 X SI 94 1-1 ② F9			5	1	1	1	1	0	1
8 Ryan Braun, R (1, 7) OBP: 0.381, SLG: 0.559	B SI 92 B SI 91 B SI 91 C SL 72 F SI 90 X SI 91 3-2 ① L6-4 ② 2-2			B SL 76 B SL 72 C SL 72 F SL 75 S SI 92 2-3 ① K	F SI 88 F SI 90 X SI 90 0-2 14 E3 28 FC6-5 E			C FF 98 F FF 96 B FF 97 B SL 84 S FC 91 2-3 ① K	F SL 91 X SL 91 0-1 14 1B 28 1B 25 F7-2 1-2 2-H 3-H 1B		C SL 85 S FC 88 S FF 97 0-3 ③ K			6	0	1	2	0	3	2
28 Prince Fielder, L (1, 3) OBP: 0.413, SLG: 0.588	B SI 90 1 SAFE B SI 90 C SI 90 F SL 72 1 SAFE B SI 85 X SI 85 3-2 ③ G6-3			B SI 90 F FF 92 B FF 92 X SI 84 2-1 ② L8		B CH 81 F CH 83 X SI 85 1-1 25 E3 14 FC5-4 FC6-5 1-2		F FF 93 B FF 98 F FS 91 X SI 97 1-2 ② F8	X FF 98 0-0 14 1B 1-2 2-3 1B			B FF 84 B FF 83 C SI 86 S SL 77 X SL 78 2-2 ① G5-3		6	0	1	0	0	0	2
14 Casey McGehee, R (1, 5) OBP: 0.357, SLG: 0.492		C CH 76 F FF 88 B SL 78 B SL 79 S CU 70 2-3 ① K	X CU 70 0-0 27 BB 25 1B 1B		S SI 90 B SI 91 B SI 91 C CU 69 X SI 90 2-2 ① FC6-5 25 FC5-4 1-2 2-3f		X SI 98 0-0 ③ G5-3	B SL 92 B FF 98 S FF 98 F FF 99 F FF 97 D FF 99 X FF 98 3-2 1-2 2-3 3-H 1B			F FF 84 F SC 69 B CH 77 F SI 87 X SC 68 1-2 ② G5-3		6	0	2	1	0	1	2
25 Mike Cameron, R (1, 8) OBP: 0.362, SLG: 0.456		S FF 91 B FF 92 X SL 73 1-1 ② F7	B FF 91 B SI 90 X SI 90 2-0 27 BB 1-2 1B		C SL 76 B SI 91 X SI 91 1-1 ② FC5-4 1-2f 2-3				K F7-2 3-H			B FF 83 X CH 77 1-0 3B		6	0	2	0	0	1	5
27 Frank Catalanotto, L (1, 9) OBP: 0.364, SLG: 0.381		B FF 91 B CU 71 X SL 72 2-0 ③ G1-3	B SI 91 B CU 72 C SI 90 B SI 91 B SI 91 4-1 1-2 2-3 BB		C SI 90 B SI 84 1 SAFE X SL 72 1-1 ③ P4			B FF 94 C FC 93 C FF 94 X FF 94 2-1 18 E1 2B	X SI 93 0-0 ① G4-3			C SL 77 B FF 84 F SL 78 F SC 69 X FF 84 1-2 ③ G4-3		5	1	0	0	1	0	3
18 Jason Kendall, R (1, 2) OBP: 0.326, SLG: 0.292			B SI 90 C SL 72 X CU 70 1-1 ① P6	B SI 91 F SI 92 B FF 91 X SI 92 1-2 ③ F9			C CH 75 B FF 91 F FF 91 X FF 91 1-2 ① F8	B FF 92 C FF 93 X SI 93 1-1 3 1B 30 BB 1-H 2B	C FF 94 X FF 96 0-1 ② F8			B SI 85 C SI 82 C SL 75 X CH 78 1-2 ① G6-3		6	1	1	1	0	0	3
37 Jeff Suppan, R (-1, 0) 45 Mark DiFelice, R (0, 0) 16 Jason Bourgeois, R (0, 0) 12 Carlos Villanueva, R (0, 1) 22 Jody Gerut, L (1, 0) 47 Mike Burns, R (0, 1) 38 Chris Narveson, L (0, 1) 11 Mike Rivera, R (0, 0) 21 Alcides Escobar, R (0, 0) OBP: 0.000, SLG: 0.000			C FF 91 C FF 88 C SI 92 0-3 ② K		C SL 74 B SL 76 B CH 76 S CH 78 B SI 90 S SL 72 3-3 ① K		B CH 79 C SI 90 B SL 75 C SI 89 X CH 82 2-2 ② L8	B FF 94 C FF 94 B FF 93 B FF 94 F FF 94 B FC 93 4-2 30 3 BB 1B 8 1B BB	F FF 94 B SL 83 S SL 84 B SL 86 X SL 86 2-2 ③ F9			B SI 84 C SL 74 X SC 66 0-2 ② G6-3		1 0 0 0 0 1 0 0 0 0 0 0 0 0 1 0 0 0 0 1 0 0 0 0 0 0 0 0 1 0 0 0 0 0 0 0 0 0 0 0 0 0 0 1 0 0 1 0 0 2 0 0 0 0 0 0						
Inning Stats	R: 0 E: 0 K: 0 S: 11 H: 2 LOB: 1 BB: 0 P: 20	R: 0 E: 0 K: 1 S: 6 H: 0 LOB: 0 BB: 0 P: 11	R: 1 E: 0 K: 1 S: 12 H: 1 LOB: 0 BB: 0 P: 17	R: 0 E: 0 K: 1 S: 11 H: 2 LOB: 3 BB: 1 P: 22	R: 0 E: 0 K: 1 S: 9 H: 0 LOB: 0 BB: 0 P: 13	R: 0 E: 2 K: 0 S: 12 H: 0 LOB: 2 BB: 0 P: 17	R: 0 E: 0 K: 0 S: 12 H: 1 LOB: 1 BB: 0 P: 16	R: 0 E: 0 K: 1 S: 7 H: 0 LOB: 0 BB: 0 P: 10	R: 5 E: 1 K: 1 S: 21 H: 5 LOB: 2 BB: 2 P: 40	R: 0 E: 0 K: 0 S: 6 H: 0 LOB: 0 BB: 0 P: 8	R: 0 E: 0 K: 1 S: 10 H: 0 LOB: 0 BB: 0 P: 13	R: 0 E: 0 K: 0 S: 12 H: 1 LOB: 1 BB: 0 P: 17	R: 0 E: 0 K: 0 S: 9 H: 0 LOB: 0 BB: 0 P: 11	1B: 9 2B: 3 3B: 1 HR: 1 SF: 0 SAC: 0 DP: 2 HBP: 0						

PITCHER		IP	WLS	BF	H	R	ER	SO	BB	IBB	HBP	BLK	WP	HR	S	P	ERA	WHIP
61 Bronson Arroyo, R ERA: 4.43	(1, 1)	7.0		29	6	1	1	4	1	0	0	0	0	1	73	116	1.29	1.000
40 Nick Masset, R ERA: 2.73	(8, 1)	1.0		3	0	0	0	1	0	0	0	0	0	0	7	10	0.00	0.000
51 Jared Burton, R ERA: 5.48	(9, 1)	0.1		4	1	3	2	1	1	0	0	0	0	0	11	21	54.00	6.000
53 Arthur Rhodes, L ERA: 2.76	(9, 1)	0.0		2	1	0	0	0	1	0	0	0	0	0	2	7	∞	∞
48 Francisco Cordero, R ERA: 2.17	(9, 1)	0.2	B	4	3	2	2	0	0	0	0	0	0	0	8	12	27.00	4.500

PITCHER		IP	WLS	BF	H	R	ER	SO	BB	IBB	HBP	BLK	WP	HR	S	P	ERA	WHIP
46 Carlos Fisher, R ERA: 3.02	(10, 1)	2.0		6	0	0	0	1	0	0	0	0	0	0	16	21	0.00	0.000
52 Daniel Herrera, L ERA: 2.63	(12, 1)	2.0	W	7	1	0	0	0	0	0	0	0	0	0	21	28	0.00	0.500

BOTTOM

Cincinnati Reds @ Milwaukee Brewers

Miller Park, Milwaukee, WI

Tue Aug 25 2009, 7:05 PM CDT
Att. 29,481 - Roof Closed - 76 F

livebaseballscorecards.com

AB	52
R	6
H	12
RBI	6
BB	3
SO	7
LOB	18

Cincinnati Reds @ Milwaukee Brewers

Miller Park, Milwaukee, WI

Wed Aug 26 2009, 7:05 PM CDT

Att. 35,084 - Overcast - 69 F

TOP

livebaseballscorecards.com

Batter	1	2	3	4	5	6	7	8	9	10	AB	R	H	RBI	BB	SO	LOB
6 Drew Stubbs, R (1, 8) OBP: 0.206, SLG: 0.313	C SI 92 C SI 91 B SI 91 B FS 85 B FS 84 F SI 90 X SI 91 3-2 19 G4-6-3 1B		B SI 91 C SI 91 F SL 86 S FS 84 1-3 ② K		F SL 87 C SI 90 D CH 85 S FS 85 1-3 ② K		F SL 82 C FF 89 B SL 84 1 SAFE C FF 90 1-3 ① K	B SI 94 S FF 93 C SI 94 B SI 94 B SI 94 S SI 92 3-3 ② K		C FF 88 B SL 82 C SL 81 X FF 89 1-2 ③ E6 2-H	6	0	1	0	0	4	6
7 Paul Janish, R (1, 6) OBP: 0.292, SLG: 0.262	C SI 91 1 SAFE B SL 87 F SL 87 X SI 91 1-2 ① P5		C SI 91 B SL 86 X SL 86 1-1 ③ P5		B FS 84 F FS 84 B FS 83 F SL 86 D FS 83 X SI 90 3-2 4 E 2-H 1B		B SL 84 B SL 83 C FF 88 B FF 89 X FF 88 3-1 ② F7	C SI 94 C SI 94 C SI 94 0-3 ③ K			5	0	1	1	0	1	5
19 Joey Votto, L (1, 3) OBP: 0.395, SLG: 0.535	C FS 83 B SI 92 X FS 82 1-1 ② G4-6-3 1-2f ③			B CH 84 C SL 87 B FF 91 B FF 91 C SI 91 B SI 92 4-2 27 1B BB	I IN 70 I IN 71 I IN 72 I IN 71 4-0 4 E IBB		F SL 79 H FF 88 1-1 1-2 HBP		X FF 86 0-0 ① F7		2	0	0	0	2	0	1
4 Brandon Phillips, R (1, 4) OBP: 0.317, SLG: 0.437		C SI 91 S SL 86 B SL 87 B SI 93 X SL 88 2-2 ① F8		B FF 90 B SL 87 X SI 93 2-0 ① L8	F FS 83 F SL 85 X FS 83 0-2 E5 1-2 2-3		C SL 83 B SL 84 F FF 94 F SI 95 X SI 94 1-2 ③ G6-3		C SL 82 S FF 88 F FF 88 B CH 76 X FF 88 1-2 ② P4		5	0	0	0	0	0	5
27 Scott Rolen, R (1, 5) OBP: 0.369, SLG: 0.474		X SI 92 0-0 ② G5-3		B SI 93 X FF 92 1-0 1-3 1B	C SL 86 B FS 83 S FS 83 D FS 84 X SI 92 2-2 ③ F7			B FF 94 F SI 94 X SI 92 1-1 25 S 60 E 17 G6-3 1B	B CH 76 B FF 88 X FC 84 2-0 ③ L8		5	1	2	0	0	0	3
17 Laynce Nix, L (1, 9) OBP: 0.301, SLG: 0.486		B SI 91 B SI 91 C SI 91 B SI 87 X FS 84 3-1 HR		C SI 93 B SI 92 F SI 92 C SI 92 1-3 ② K		B FS 83 X SL 85 1-0 ① G4-3		B SI 93 C SI 92 X FF 94 1-1 ① G6-3 1-2		X FF 90 0-0 ① P6	5	1	1	1	0	1	3
25 Wladimir Balentien, R (1, 7) OBP: 0.298, SLG: 0.361	C SL 86 F SL 86 B FF 91 F FS 84 F FS 84 B SL 86 B SI 91 F SL 85 B SI 91 4-2 BB		B FS 83 S FS 84 B SI 93 X FS 84 2-1 ③ F8			B CH 83 C SL 86 B SI 91 F SL 86 C SI 90 2-3 ② K		B SL 86 C SI 94 B FF 94 B SI 94 B SL 85 4-1 60 E 2-3 BB		C FF 91 B SL 82 S SL 84 X SL 82 1-2 30 FC1-6-4 2B	3	0	1	0	2	1	2
37 Corky Miller, R (1, 2) OBP: 0.294, SLG: 0.298 60 Kevin Barker, L (8, PH) OBP: 0.300, SLG: 0.300 30 Craig Tatum, R (8, 2) OBP: 0.222, SLG: 0.128	1 SAFE C SL 86 B FF 91 1 SAFE X FF 90 1-1 ③ F7				C FF 90 B SL 85 S SL 84 B SL 85 X SL 85 2-2 38 SH2-4 7 1B 1B	B SL 86 C SI 91 X SI 91 1-1 ③ F9		X SI 93 0-0 E1 1-3 3-H 1B		S FF 90 B SL 83 B FF 89 F SL 82 X FF 91 2-2 ② FC1-6-5 16 2B 2-3	3 1 1	1 0 1	1 1 0	0 0 0	0 0 0	0 0 1	1 0 1
38 Kip Wells, R (1, 1) OBP: 0.000, SLG: 0.000 51 Jared Burton, R (8, 1) 15 Drew Sutton, S (7, PH) OBP: 0.000, SLG: 0.000 53 Arthur Rhodes, L (7, 1) 40 Nick Masset, R (7, 1) 31 Jonny Gomes, R (8, PH) OBP: 0.364, SLG: 0.636 46 Carlos Fisher, R (8, 1) 52 Daniel Herrera, L (8, 1) 16 Darnell McDonald, R (10, PH) OBP: 0.231, SLG: 0.231 48 Francisco Cordero, R (10, 1)			B SI 91 C SI 90 X SL 87 1-1 G4-3		M FS 85 1 SAFE T CH 85 X FS 85 0-2 ① SH2-4 1-2		L SI 88 B FF 88 S CH 83 H SI 88 2-2 19 HBP HBP	B SL 85 B SL 83 B SL 84 B SI 94 4-0 BB		S SL 80 D SL 83 X FF 89 1-1 6 E6 2-H 2B	1 0 0 0 0 0 0 0 0 1 0 0	0 0 0 0 0 0 0 0 0 0 1 0	0 0 0 0 0 0 0 0 0 1 0 0	0 0 0 0 0 0 0 0 0 0 0 0	0 0 0 0 0 0 0 0 0 0 0 0	0 0 0 0 0 0 0 0 0 0 0 0	0 0 0 0 0 0 0 0 0 0 0 0
Inning Stats	R: 0 E: 0 K: 0 S: 9 H: 1 LOB: 0 BB: 0 P: 14	R: 1 E: 0 K: 0 S: 13 H: 1 LOB: 1 BB: 1 P: 23	R: 0 E: 0 K: 1 S: 7 H: 0 LOB: 0 BB: 0 P: 10	R: 0 E: 0 K: 1 S: 9 H: 1 LOB: 2 BB: 1 P: 19	R: 1 E: 1 K: 1 S: 18 H: 2 LOB: 3 BB: 1 P: 30	R: 0 E: 0 K: 1 S: 6 H: 0 LOB: 0 BB: 0 P: 10	R: 0 E: 0 K: 1 S: 12 H: 0 LOB: 2 BB: 0 P: 20	R: 1 E: 1 K: 2 S: 12 H: 2 LOB: 3 BB: 2 P: 25	R: 0 E: 0 K: 0 S: 6 H: 0 LOB: 0 BB: 0 P: 9	R: 1 E: 1 K: 0 S: 12 H: 2 LOB: 2 BB: 0 P: 17	1B: 6 2B: 2 3B: 0 HR: 1	SF: 0 SAC: 1 DP: 1 HBP: 2					

	AB	38
	R	4
	H	9
	RBI	3
	BB	5
	SO	7
	LOB	27

WP: 0 PB: 0 SB: 1 CS: 0 PA: 46

PITCHER		IP	WLS	BF	H	R	ER	SO	BB	IBB	HBP	BLK	WP	HR	S	P	ERA	WHIP
41 Braden Looper, R ERA: 4.88	(1, 1)	6.0		26	5	2	2	4	2	1	0	0	0	1	62	106	3.00	1.167
20 David Weathers, R ERA: 3.52	(7, 1)	0.2	H	3	0	0	0	1	0	0	1	0	0	0	7	13	0.00	0.000
57 Mitch Stetter, L ERA: 3.82	(7, 1)	0.0		1	0	0	0	0	0	0	1	0	0	0	1	2	∞	∞
50 Claudio Vargas, R ERA: 2.59	(7, 1)	1.1	B	8	2	1	1	2	2	0	0	0	0	0	16	30	6.75	3.000
51 Trevor Hoffman, R ERA: 1.85	(9, 1)	1.0		3	0	0	0	0	0	0	0	0	0	0	6	9	0.00	0.000

PITCHER		IP	WLS	BF	H	R	ER	SO	BB	IBB	HBP	BLK	WP	HR	S	P	ERA	WHIP
47 Mike Burns, R ERA: 6.1	(10, 1)	1.0	L	5	2	1	1	0	0	0	0	0	0	0	12	17	9.00	2.000

Batter	1	2	3	4	5	6	7	8	9	10	AB	R	H	RBI	BB	SO	LOB
22 Jody Gerut, L (1, 9) OBP: 0.256, SLG: 0.362	C FF 93 B SI 95 B SI 94 B SI 94 C FF 94 X FF 94 3-2 30 G3-6-3 1B		B CU 80 B CU 79 B SI 93 C FF 92 C FF 93 X FF 93 3-2 ① ② G4-6-3 1-2f		B SI 92 X SI 94 1-0 HR		B SL 82 X SL 84 1-0 ① G3		B SI 87 X SL 74 1-0 ② G1-3		5	1	2	1	0	0	1
30 Craig Counsell, L (1, 4) OBP: 0.353, SLG: 0.409	C FF 93 B SI 95 1 SAFE S SI 89 B SI 94 X CH 88 2-2 ① ② G3-6-3 1-2f		C SI 93 B CH 88 X SI 95 1-1 8 1B 2B		C SI 92 B SI 93 X CH 88 1-1 ② F9		X SL 82 0-0 8 2B 1B		X SI 88 0-0 ③ G6-3		5	0	2	0	0	0	1
8 Ryan Braun, R (1, 7) OBP: 0.385, SLG: 0.562	C SI 94 X SL 87 0-1 1B		D SI 93 F FF 93 S SI 94 X SI 93 1-2 2-3 1B		B SI 91 C SI 90 B SI 90 S FF 90 F FF 92 F FC 88 B FC 88 B SL 86 4-2 28 HR BB		B FF 92 F FF 93 S FF 92 F FF 93 B FF 94 F FF 94 X FF 93 2-2 1-3 2B			F FF 95 C FF 96 F FF 97 S FF 96 0-3 ① K	4	1	3	0	1	1	0
28 Prince Fielder, L (1, 3) OBP: 0.415, SLG: 0.593	1 SAFE F FF 95 B SI 95 F FF 95 1 SAFE 1 SAFE F SL 82 D SI 96 X SI 95 2-2 ③ G6-3		T CH 87 F FF 93 B FF 91 D CH 86 S CH 86 2-3 ③ K		1 SAFE X SI 90 0-0 1-H HR		I IN 82 I IN 82 I IN 83 I IN 84 4-0 14 G6-3 IBB			X FF 96 0-0 1B	4	1	2	2	1	1	3
14 Casey McGehee, R (1, 5) OBP: 0.354, SLG: 0.483		B SI 94 C SI 94 B SI 95 B SI 95 C SI 94 B SI 95 4-2 18 CS BB		X FF 93 0-0 ① F8	B CU 79 B SL 86 F CH 83 C CH 84 X CH 88 2-2 G5-3		S FC 92 X FC 92 0-1 ② ③ G6-3 1-2f			S SL 90 C SL 90 B SL 90 B SL 90 S FF 91 2-3 ② K	4	0	0	0	1	1	4
25 Mike Cameron, R (1, 8) OBP: 0.358, SLG: 0.451		B SI 95 B CU 81 B SI 94 C FF 94 F FF 94 C FF 94 3-3 ① K		B FF 92 X FF 92 1-0 ② F8		B FF 93 B FF 92 F FF 91 F FF 93 F FF 92 X FF 93 2-2 ① G6-3		B SL 82 B SL 82 B FF 96 C FC 96 F FF 95 S FF 97 3-3 ① K		S FF 96 B FF 96 B SL 90 X SL 90 2-1 ③ G1-3	5	0	0	0	0	2	2
18 Jason Kendall, R (1, 2) OBP: 0.330, SLG: 0.292	C SI 94 B SI 95 S CH 88 F FF 96 F CU 82 B CU 82 B FF 94 B SI 94 4-2 ② 1-2 BB		B SI 92 C SI 93 F FF 93 B CH 87 B FF 92 F FF 93 H CU 79 4-2 HBP			S SL 86 B FF 93 H FF 93 2-1 21 S HBP		B FF 96 B SI 94 C FF 96 X FF 96 2-1 ② F9			1	0	0	0	1	0	0
21 Alcides Escobar, R (1, 6) OBP: 0.300, SLG: 0.368	C CU 80 D SI 94 F SI 93 B SI 95 X CU 81 2-2 ③ G6-3		X FF 92 0-0 ③ L6			B FF 92 C SI 92 S FF 91 F FF 94 1 SAFE S SL 85 1-3 ② K 1-2		C SL 84 X SL 84 0-1 ③ G4-3			4	0	0	0	0	1	3
41 Braden Looper, R (1, 1) OBP: 0.245, SLG: 0.213 27 Frank Catalanotto, L (6, PH) OBP: 0.361, SLG: 0.377 20 David Weathers, R (7, 1) 57 Mitch Stetter, L (7, 1) 50 Claudio Vargas, R (7, 1) 51 Trevor Hoffman, R (9, 1) 3 Felipe Lopez, S (9, PH) OBP: 0.379, SLG: 0.439 47 Mike Burns, R (10, 1) OBP: 0.200, SLG: 0.077			B FF 92 X FF 92 1-0 22 G4-6-3 1B		B FF 91 C SI 92 X SI 91 1-1 ① G5-3	F FF 92 F FF 92 B FF 92 C FC 92 1-3 ③ K			B SL 74 B SI 85 T SI 84 B SL 76 C SI 82 F SC 67 X SC 68 3-2 ① G5-3		2 1 0 0 0 0 1 0	0 0 0 0 0 0 0 0	1 0 0 0 0 0 0 0	0 0 0 0 0 0 0 0	0 1 0 0 0 0 0 0	0 1 0 0 0 0 0 0	0 1 0 0 0 0 0 0
Inning Stats	R: 0 E: 0 K: 0 S: 12 H: 2 LOB: 1 BB: 0 P: 19	R: 0 E: 0 K: 1 S: 12 H: 0 LOB: 1 BB: 2 P: 25	R: 0 E: 0 K: 1 S: 12 H: 3 LOB: 2 BB: 0 P: 20	R: 0 E: 0 K: 0 S: 6 H: 0 LOB: 1 BB: 0 P: 11	R: 3 E: 0 K: 0 S: 13 H: 2 LOB: 0 BB: 1 P: 22	R: 0 E: 0 K: 2 S: 12 H: 0 LOB: 1 BB: 0 P: 18	R: 0 E: 0 K: 0 S: 9 H: 2 LOB: 2 BB: 1 P: 16	R: 0 E: 0 K: 1 S: 7 H: 0 LOB: 0 BB: 0 P: 12	R: 0 E: 0 K: 0 S: 6 H: 0 LOB: 0 BB: 0 P: 10	R: 0 E: 0 K: 2 S: 10 H: 1 LOB: 1 BB: 0 P: 14	1B: 6 2B: 2 3B: 0 HR: 2	SF: 0 SAC: 0 DP: 3 HBP: 2	WP: 0 PB: 0 SB: 1 CS: 1	PA: 42			

PITCHER		IP	WLS	BF	H	R	ER	SO	BB	IBB	HBP	BLK	WP	HR	S	P	ERA	WHIP
38 Kip Wells, R ERA: 5.85	(1, 1)	5.0		23	7	3	3	2	3	0	1	0	0	2	55	97	5.40	2.000
51 Jared Burton, R ERA: 5.36	(6, 1)	1.0		4	0	0	0	2	0	0	1	0	0	0	12	18	0.00	0.000
53 Arthur Rhodes, L ERA: 2.74	(7, 1)	0.1		4	2	0	0	0	0	1	0	0	0	0	7	14	0.00	6.000
40 Nick Masset, R ERA: 2.7	(7, 1)	0.2		1	0	0	0	0	0	0	0	0	0	0	2	2	0.00	0.000
46 Carlos Fisher, R ERA: 2.96	(8, 1)	1.0		3	0	0	0	1	0	0	0	0	0	0	7	12	0.00	0.000

PITCHER		IP	WLS	BF	H	R	ER	SO	BB	IBB	HBP	BLK	WP	HR	S	P	ERA	WHIP
52 Daniel Herrera, L ERA: 2.58	(9, 1)	1.0	W	3	0	0	0	0	0	0	0	0	0	0	6	10	0.00	0.000
48 Francisco Cordero, R ERA: 2.13	(10, 1)	1.0	S	4	1	0	0	2	0	0	0	0	0	0	10	14	0.00	1.000

BOTTOM

Cincinnati Reds @ Milwaukee Brewers

Miller Park, Milwaukee, WI

Wed Aug 26 2009, 7:05 PM CDT

Att. 35,084 - Overcast - 69 F

livebaseballscorecards.com

AB	36
R	3
H	10
RBI	3
BB	4
SO	7
LOB	15

Cincinnati Reds @ Milwaukee Brewers

Miller Park, Milwaukee, WI

Thu Aug 27 2009, 1:05 PM CDT

Att. 31,091 - Roof Closed - 73 F

livebaseballscorecards.com

TOP

Batter	1	2	3	4	5	6	7	8	9	AB	R	H	RBI	BB	SO	LOB
6 Drew Stubbs, R (1, 8) OBP: 0.231, SLG: 0.324	C FF 89 B FF 89 B FC 83 B SI 89 X FF 89 3-1 ① F9		C CU 69 B SI 89 C SI 89 B SI 89 X CU 70 2-2 ③ F7		F SI 88 X FC 82 0-1 7 2B 1-2 1B	B FF 88 B SL 83 F SL 83 F SL 83 B FF 88 X SL 84 3-2 2-H 1B			B FF 90 F CH 81 F SI 91 B CU 76 S SI 92 2-3 ① K	5	1	2	1	0	1	0
7 Paul Janish, R (1, 6) OBP: 0.302, SLG: 0.284	B SI 89 F SI 88 B SI 90 B SI 83 D SI 89 4-1 BB			C CU 68 X SI 87 0-1 19 2B 2B	C SI 89 X SI 89 0-1 4 2B 1-H 2-H 2B	F SL 83 B CU 74 T FF 88 S FF 88 1-3 ③ K			B CU 76 X SI 91 1-0 ② F7	4	2	2	2	1	1	1
19 Joey Votto, L (1, 3) OBP: 0.400, SLG: 0.549	B FF 88 B FF 86 C SI 84 C SI 89 S FC 87 2-3 ② K			B FC 85 F CH 81 F FF 85 B SI 88 B FF 89 X FF 87 3-2 2-H 2B	I I IN 76 I IN 77 I IN 75 4-0 4 2B 27 1B IBB		F FF 87 B FF 90 B SI 88 B SI 92 C SI 92 X SI 91 3-2 HR		C CU 75 B FF 89 B SI 93 S CU 76 X CU 76 2-2 1B	4	2	3	2	1	1	1
4 Brandon Phillips, R (1, 4) OBP: 0.316, SLG: 0.437	F FC 83 X FC 82 0-1 ③ F9			B FC 82 S SI 89 F FC 80 X SI 89 1-2 ① G6-3	C SL 84 B FF 88 B SL 82 S SL 83 X SL 83 2-2 27 1B 1-3 2-H 2B		S FF 90 B SI 92 X FF 91 1-1 ① L6		X FF 90 0-0 ③ P6	5	1	1	1	0	0	3
27 Scott Rolen, R (1, 5) OBP: 0.368, SLG: 0.472		C SI 87 B SI 88 S FC 82 F SI 88 F SI 89 B SI 90 X SI 89 2-2 ① G6-3		X SI 89 0-0 ② G6-3	B FF 88 X SL 82 1-0 2-H 3-H 1B		C FF 90 C SI 92 F CU 75 B SI 92 C SI 92 1-3 ② K			4	0	1	2	0	1	1
25 Wladimir Balentien, R (1, 9) OBP: 0.293, SLG: 0.354		B FC 83 X SI 89 1-0 ② G6-3		C FC 82 S FC 83 D CU 71 B FC 84 B SI 89 X FC 82 3-2 ③ F7	C SL 83 S SL 82 X SL 82 0-2 ③ P6		F SI 92 B CU 76 X CH 82 1-1 ③ G6-3			4	0	0	0	0	0	2
31 Jonny Gomes, R (1, 7) OBP: 0.361, SLG: 0.563 16 Darnell McDonald, R (8, 7) OBP: 0.271, SLG: 0.273		C SI 89 S CU 70 B FC 83 F CU 71 F SI 89 S CU 70 1-3 ③ K			X CH 81 0-0 ① F8	C SL 84 X FF 89 0-1 62 SH3 6 1B 1B		C FF 91 B CU 76 C CU 76 B CU 77 S SI 93 2-3 ① K		4 0	1 0	1 0	0 0	0 0	2 0	0 0
30 Craig Tatum, R (1, 2) OBP: 0.204, SLG: 0.116			B FF 87 C FF 88 F FC 82 F CU 69 F SI 88 X FC 81 1-2 ① F7		C SI 88 B SI 88 B SI 88 B SI 87 F SI 88 F FC 80 X SI 88 3-2 ② P4	F SL 83 1 SAFE X SL 83 0-1 ① F8		F FF 91 X FF 91 0-1 ② G5-3		4	0	0	0	0	0	1
62 Justin Lehr, R (1, 1) OBP: 0.214, SLG: 0.231 51 Jared Burton, R (8, 1) 48 Francisco Cordero, R (9, 1)			C SI 89 B FF 88 F FC 80 B FC 84 C SI 89 2-3 ② K		C SI 89 B SI 89 S FC 82 B CU 70 F FF 88 B SI 89 F FF 88 F FF 88 B FC 81 4-2 6 1B 7 2B BB	B SL 83 S FF 87 B SL 82 1 SAFE X FF 87 2-1 ② SH3 1-2		F FF 92 C CH 83 X CU 76 0-2 ③ G5-3		2 0 0	1 0 0	0 0 0	0 0 0	1 0 0	1 0 0	0 0 0
Inning Stats	R: 0 E: 0 K: 1 S: 8 H: 0 LOB: 1 BB: 1 P: 17	R: 0 E: 0 K: 1 S: 11 H: 0 LOB: 0 BB: 0 P: 15	R: 0 E: 0 K: 1 S: 11 H: 0 LOB: 0 BB: 0 P: 16	R: 1 E: 0 K: 0 S: 12 H: 2 LOB: 1 BB: 0 P: 19	R: 5 E: 0 K: 0 S: 21 H: 4 LOB: 1 BB: 2 P: 35	R: 1 E: 0 K: 1 S: 12 H: 2 LOB: 1 BB: 0 P: 18	R: 1 E: 0 K: 1 S: 11 H: 1 LOB: 0 BB: 0 P: 17	R: 0 E: 0 K: 1 S: 8 H: 0 LOB: 0 BB: 0 P: 10	R: 0 E: 0 K: 1 S: 8 H: 1 LOB: 1 BB: 0 P: 13	1B: 5 2B: 4 3B: 0 HR: 1	SF: 0 SAC: 1 DP: 0 HBP: 0			WP: 0 PB: 0 SB: 0 CS: 0	PA: 40		

	AB	36
	R	8
	H	10
	RBI	8
	BB	3
	SO	7
	LOB	9

PITCHER		IP	WLS	BF	H	R	ER	SO	BB	IBB	HBP	BLK	WP	HR	S	P	ERA	WHIP
31 Dave Bush, R ERA: 5.88	(1, 1)	4.2	L	21	4	5	5	3	2	1	0	0	0	0	56	92	9.64	1.286
45 Mark DiFelice, R ERA: 3.67	(5, 1)	1.1		8	4	2	2	1	0	0	0	0	0	0	19	28	13.50	3.000
38 Chris Narveson, L ERA: 5.71	(7, 1)	3.0		11	2	1	1	3	0	0	0	0	0	1	27	40	3.00	0.667

PITCHER		IP	WLS	BF	H	R	ER	SO	BB	IBB	HBP	BLK	WP	HR	S	P	ERA	WHIP

Batter	1	2	3	4	5	6	7	8	9	AB	R	H	RBI	BB	SO	LOB
3 Felipe Lopez, S (1, 4) OBP: 0.379, SLG: 0.442	C FF 85 X CH 81 0-1 F8 ①	B FC 83 B SL 80 C FF 87 F FF 87 B CH 79 F SI 86 X CH 79 3-2 2B		C CH 79 F FC 86 C FF 86 0-3 K ②			B FC 85 C FF 84 X SL 79 1-1 2B		B FF 97 C FF 95 C CH 87 X FF 97 1-2 G1-3 ② 2-3	5	0	2	0	0	1	1
22 Jody Gerut, L (1, 9) OBP: 0.260, SLG: 0.356	B FF 83 B FC 82 B FC 86 B FF 86 4-0 8 1B 28 HR BB	C FF 87 F CU 72 B FF 89 X CU 74 1-2 L3 ②		B CH 81 X FC 81 1-0 F7 ③			B FF 88 B FF 86 X FC 85 2-0 F9 ②		B FF 97 F FF 96 B FF 97 F FF 97 D CH 88 F FF 97 D CH 89 4-2 BB	3	1	0	0	2	0	2
8 Ryan Braun, R (1, 7) OBP: 0.383, SLG: 0.558	C SL 80 1 SAFE D FF 88 X FF 87 1-1 28 HR 1-2 1B	C SI 87 X CH 82 0-1 G6-3 ③			B CH 80 C FF 86 F FF 87 F FC 86 X FC 86 1-2 P3 ①		S CH 81 B FF 88 B FF 87 B FC 86 X SI 87 3-1 G6-3 ③		B FF 92 B SL 91 C FF 98 T FF 98 F FF 98 F FF 97 S FF 93 2-3 K ③	5	1	1	0	0	1	4
28 Prince Fielder, L (1, 3) OBP: 0.416, SLG: 0.598	B SI 86 X SI 87 1-0 1-H 2-H HR		B CH 82 S FC 81 C CU 72 B CU 74 B FF 87 F SL 79 B CU 70 4-2 11 1B BB		B FC 86 B FF 86 C FF 86 X FF 84 2-1 F9 ②			B CH 79 B CH 78 C FC 84 F FC 84 S FC 84 2-3 K ①		3	1	1	3	1	1	0
14 Casey McGehee, R (1, 5) OBP: 0.353, SLG: 0.478	B FF 88 C FC 81 F FC 86 B SI 83 B SL 80 B FF 87 4-2 25 2B BB		C FF 88 F FC 83 X FF 87 0-2 F9 ①		X FC 84 0-0 L6 ③			C SL 78 F FF 86 S CH 80 0-3 K ②		3	1	0	0	1	1	1
25 Mike Cameron, R (1, 8) OBP: 0.360, SLG: 0.461	C SL 81 X CU 73 0-1 1-H 2B		C SL 79 C FF 88 D FC 83 B FF 88 C FF 88 2-3 K ②			F SI 85 S CH 80 S CH 82 0-3 K ①		B CH 80 X FF 86 1-0 HR		4	1	2	2	0	2	1
11 Mike Rivera, R (1, 2) OBP: 0.354, SLG: 0.386	X FF 88 0-0 F7 ②		C FF 88 X CU 72 0-1 1-2 1B			B SL 79 C FF 86 B FF 86 F FF 87 S SI 86 2-3 K ②		C FC 92 S CH 87 B SI 95 S FF 95 1-3 K ③		4	0	1	0	0	2	1
31 Dave Bush, R (1, 1) OBP: 0.231, SLG: 0.130 45 Mark DiFelice, R (5, 1) 27 Frank Catalanotto, L (6, PH) OBP: 0.358, SLG: 0.374 38 Chris Narveson, L (7, 1) 30 Craig Counsell, L (9, PH) OBP: 0.355, SLG: 0.409	C FF 88 D FC 86 S FC 82 B CU 73 X FF 88 2-2 G4-3 ③		S SL 81 C FF 88 B FC 85 C FF 88 1-3 K ③			C FC 84 F CU 68 B FF 87 X FC 86 1-2 L3 ③			B FF 94 C FF 95 B FF 96 F FF 96 B FF 96 B FF 96 4-2 3 G1-3 21 G6-3 BB	2 0 1 0 0	0 0 0 0 0	0 0 0 0 0	0 0 0 0 1	0 0 0 0 0	1 0 0 0 0	3 0 0 0 0
21 Alcides Escobar, R (1, 6) OBP: 0.273, SLG: 0.333		C FF 85 B FC 82 X FC 81 1-1 G1-3 ①		C SL 79 F SL 80 B FC 85 F CU 74 F FF 87 X CH 81 1-2 F8 ①			X SL 77 0-0 B1-3 ①		C FF 96 B SL 88 S SL 89 X SL 90 1-2 G6-3 ① 1-2	4	0	0	0	0	0	1
Inning Stats	R: 4 E: 0 K: 0 S: 13 H: 3 LOB: 1 BB: 2 P: 25	R: 0 E: 0 K: 0 S: 11 H: 1 LOB: 1 BB: 0 P: 16	R: 0 E: 0 K: 2 S: 14 H: 1 LOB: 2 BB: 1 P: 21	R: 0 E: 0 K: 1 S: 9 H: 0 LOB: 0 BB: 0 P: 11	R: 0 E: 0 K: 0 S: 7 H: 0 LOB: 0 BB: 0 P: 10	R: 0 E: 0 K: 2 S: 9 H: 0 LOB: 0 BB: 0 P: 12	R: 0 E: 0 K: 0 S: 6 H: 1 LOB: 1 BB: 0 P: 12	R: 1 E: 0 K: 3 S: 10 H: 1 LOB: 0 BB: 0 P: 14	R: 0 E: 0 K: 1 S: 16 H: 0 LOB: 2 BB: 2 P: 28	1B: 2 2B: 3 3B: 0 HR: 2	SF: 0 SAC: 0 DP: 0 HBP: 0	WP: 0 PB: 0 SB: 0 CS: 0	PA: 39			

PITCHER		IP	WLS	BF	H	R	ER	SO	BB	IBB	HBP	BLK	WP	HR	S	P	ERA	WHIP
62 Justin Lehr, R ERA: 4.19	(1, 1)	7.2	W	33	7	5	5	7	3	0	0	0	0	2	76	117	5.87	1.304
51 Jared Burton, R ERA: 5.32	(8, 1)	0.1	H	1	0	0	0	1	0	0	0	0	0	0	3	4	0.00	0.000
48 Francisco Cordero, R ERA: 2.09	(9, 1)	1.0	S	5	0	0	0	1	2	0	0	0	0	0	16	28	0.00	2.000

PITCHER	IP	WLS	BF	H	R	ER	SO	BB	IBB	HBP	BLK	WP	HR	S	P	ERA	WHIP

BOTTOM

Cincinnati Reds @ Milwaukee Brewers

Miller Park, Milwaukee, WI

Thu Aug 27 2009, 1:05 PM CDT
Att. 31,091 - Roof Closed - 73 F

livebaseballscorecards.com

AB	34
R	5
H	7
RBI	5
BB	5
SO	9
LOB	14

Batter	1	2	3	4	5	6	7	8	9	AB	R	H	RBI	BB	SO	LOB
15 Rafael Furcal, S (1, 6) OBP: 0.322, SLG: 0.346	B FF 93 X FF 93 1-0 ① F7		C FF 95 C KC 77 S CH 88 0-3 ③ K			B FF 92 F FF 93 B FF 93 C FF 94 X SL 88 2-2 27 1B 1B		X FF 96 0-0 16 BB 1B	X FF 95 0-0 16 WP 27 BB 1-2 1B	5	0	3	0	0	1	0
27 Matt Kemp, R (1, 8) OBP: 0.373, SLG: 0.505	B FF 95 B FF 94 C FF 94 X FF 95 2-1 16 S 1B			C FF 93 B SL 86 X FF 95 1-1 ① G6-3		C SL 87 F SL 87 B FF 94 1 SAFE F FF 93 X CH 89 1-2 1B		B FF 94 F FF 96 S FF 96 T FF 97 1-2 ① K	B FF 92 S SL 91 B SL 92 B SL 92 F FF 92 B FF 97 4-2 16 WP BB 1-2 2-3	4	0	2	0	1	1	1
16 Andre Ethier, L (1, 9) OBP: 0.371, SLG: 0.534	1 SAFE B FF 94 C FF 94 2 SAFE B KC 76 X FF 95 2-1 ② F7 1-2			F FF 96 F FF 96 B FF 96 C FF 95 1-3 ② K		F FF 95 B FF 96 F FF 94 F CH 88 B CH 88 B FF 95 T FF 95 3-2 ① K		C FF 96 B FF 96 B FF 95 B FF 96 B FF 94 4-1 1-2 BB	B FF 97 B CH 86 T FF 92 F FF 93 F SL 92 F FF 98 S SL 92 2-3 K 1-2 2-3 3-H	4	0	0	0	1	3	5
99 Manny Ramirez, R (1, 7) OBP: 0.424, SLG: 0.536	B FF 95 F FF 95 F FF 96 S FF 95 1-3 ③ K			S CH 89 C FF 98 B SL 88 F FF 97 F FF 90 X FF 96 1-2 1B		B FF 96 F FF 95 X FF 96 1-1 ② F9		F FF 96 X FF 97 0-1 ② L8	F FF 97 S SL 92 B SL 93 F FF 98 F FF 97 C SL 92 1-3 ③ K	5	0	1	0	0	2	8
23 Casey Blake, R (1, 5) OBP: 0.354, SLG: 0.466		B FF 93 F FF 94 X SL 87 1-1 ① G5-3		F FF 95 F SL 88 S CH 88 0-3 ③ K		B FF 97 B FF 97 F FF 96 B FF 97 X FF 96 3-1 ③ P4		F FF 96 F FF 97 B FF 91 F FF 96 B FF 96 C FF 97 2-3 ③ K		4	0	0	0	0	2	5
7 James Loney, L (1, 3) OBP: 0.348, SLG: 0.392		B FF 94 B FF 95 X FF 93 2-0 ② G3			C FF 94 X CH 87 0-1 ① F7		X FF 96 0-0 ① G4-3		B FF 97 F FF 96 B FS 90 X FF 96 2-1 HR	4	1	1	1	0	0	0
55 Russell Martin, R (1, 2) OBP: 0.360, SLG: 0.326		C FF 94 B SL 86 B SL 86 X FF 95 2-1 ③ L9			B FF 95 X FF 95 1-0 13 FC6-4 1B		C FF 96 X FF 96 0-1 13 FC6-4 1B		X FF 96 0-0 ① P3	4	0	2	0	0	0	0
13 Orlando Hudson, S (1, 4) OBP: 0.356, SLG: 0.419			B KC 73 B FF 92 X FF 91 2-0 ① G4-3		B FF 93 F FF 94 X FF 95 1-1 ② FC6-4 58 FC5-4 1-2f		X FF 95 0-0 ② FC6-4 1-2f		B FF 92 C FF 93 C CH 87 B FF 95 X FF 95 2-2 ② G6-3	4	0	0	0	0	0	2
58 Chad Billingsley, R (1, 1) OBP: 0.250, SLG: 0.306 54 Ronald Belisario, R (6, 1) 9 Juan Pierre, L (7, PH) OBP: 0.376, SLG: 0.403 31 James McDonald, L (7, 1) 59 Guillermo Mota, R (8, 1) OBP: 0.333, SLG: 0.333 5 Mark Loretta, R (9, PH) OBP: 0.309, SLG: 0.265			B FF 93 C FF 92 S FF 95 F FF 94 B FF 95 X FF 95 2-2 ② G3		C FF 94 C FF 94 D FF 96 X SL 87 1-2 ③ FC5-4 1-2f		B FF 96 B FF 95 B FF 92 C FF 94 X FF 96 3-1 ③ L8		B FF 90 C SL 90 F FF 94 X FF 95 1-2 27 BB 15 1B 16 WP 1B	2 0 1 0 0 1	0 0 0 0 0 1	0 0 0 0 0 1	0 0 0 0 0 1	0 0 0 0 0 0	0 0 1 0 0 0	1 0 1 0 0 0
Inning Stats	R: 0 E: 0 K: 1 S: 8 H: 1 LOB: 1 BB: 0 P: 14	R: 0 E: 0 K: 0 S: 5 H: 0 LOB: 0 BB: 0 P: 10	R: 0 E: 0 K: 1 S: 8 H: 0 LOB: 0 BB: 0 P: 12	R: 0 E: 0 K: 2 S: 13 H: 1 LOB: 1 BB: 0 P: 16	R: 0 E: 0 K: 0 S: 8 H: 1 LOB: 1 BB: 0 P: 11	R: 0 E: 0 K: 1 S: 15 H: 2 LOB: 2 BB: 0 P: 25	R: 0 E: 0 K: 0 S: 6 H: 1 LOB: 1 BB: 0 P: 9	R: 0 E: 0 K: 2 S: 11 H: 1 LOB: 2 BB: 1 P: 18	R: 2 E: 0 K: 2 S: 22 H: 3 LOB: 3 BB: 1 P: 34	1B: 9 2B: 0 3B: 0 HR: 1	SF: 0 SAC: 0 DP: 0 HBP: 0					

PITCHER		IP	WLS	BF	H	R	ER	SO	BB	IBB	HBP	BLK	WP	HR	S	P	ERA	WHIP
34 Homer Bailey, R ERA: 6.04	(1, 1)	8.0	W	32	7	0	0	7	1	0	0	0	0	0	74	115	0.00	1.000
40 Nick Masset, R ERA: 2.84	(9, 1)	0.1		2	1	1	1	0	0	0	0	0	0	1	3	5	27.00	3.000
48 Francisco Cordero, R ERA: 2.24	(9, 1)	0.2		6	2	1	1	2	1	0	0	0	1	0	19	29	13.50	4.500

PITCHER	IP	WLS	BF	H	R	ER	SO	BB	IBB	HBP	BLK	WP	HR	S	P	ERA	WHIP

TOP

Los Angeles Dodgers @ Cincinnati Reds

Great American Ball Park, Cincinnati, OH

Fri Aug 28 2009, 7:10 PM EDT
Att. 19,258 - Cloudy - 74 F

livebaseballscorecards.com

AB	38
R	2
H	10
RBI	1
BB	2
SO	9
LOB	23

WP: 1	PA: 40
PB: 0	
SB: 1	
CS: 0	

Batter	1	2	3	4	5	6	7	8	9	AB	R	H	RBI	BB	SO	LOB
6 Drew Stubbs, R (1, 8) OBP: 0.250, SLG: 0.333	C FF 93 S FF 92 B SL 81 B SL 80 B FF 93 X FF 94 3-2 ① L8		B SL 79 B FF 92 X FC 90 2-0 19 S, 19 2B 2-H 1B		X FF 89 0-0 ① P4	C SI 95 C FF 96 C SI 95 0-3 ② K		D FF 90 B FF 90 X FF 96 2-0 1-2 2-3 1B		5	1	2	1	0	1	1
7 Paul Janish, R (1, 6) OBP: 0.292, SLG: 0.273	C FF 92 X FF 93 0-1 ② F9		B FF 94 X FF 92 1-0 ② F7		C FF 89 X FC 90 0-1 ② G5-3	X FF 96 0-0 ③ P6		D SL 90 X FF 96 1-0 ③ P2		5	0	0	0	0	0	5
19 Joey Votto, L (1, 3) OBP: 0.401, SLG: 0.550	X FF 92 0-0 ③ G4-3		B FF 90 S FC 92 X FC 92 1-1 4 WP 1-H 2B		S FF 90 B FF 94 B FF 91 B FF 87 B FF 93 4-1 27 BB, 4 1B BB		C FF 96 S SI 96 B FF 95 B CU 79 B FF 95 F FF 98 C 3-3 ① K			3	0	1	1	1	1	0
4 Brandon Phillips, R (1, 4) OBP: 0.319, SLG: 0.438		X FF 91 0-0 ① F8	F FC 88 D SL 82 B FF 94 B FC 88 D FF 93 4-1 2-3 BB		1 SAFE B FF 92 F FF 94 X FC 88 1-1 1-2 25 FC5, 27 BB 1B		S CH 74 B FF 94 X FF 96 1-1 27 CS 1B			3	0	2	0	1	0	0
27 Scott Rolen, R (1, 5) OBP: 0.367, SLG: 0.468		B FF 94 F FF 90 B FF 94 B FF 92 X FF 93 3-1 ② G5-3	B FF 93 C SL 81 S SL 82 B FF 92 F FF 96 X SL 81 2-2 ③ P3		B FF 94 D CU 72 B FF 95 B FF 94 4-0 1-2 2-3 25 FC5 BB		B FF 94 B FF 96 B FF 96 C FF 94 X FF 95 3-1 ② ③ 1-2 F7			3	0	0	0	1	0	3
25 Wladimir Balentien, R (1, 7) OBP: 0.292, SLG: 0.357		T FF 96 B FF 96 S CU 69 F FF 94 B FF 96 X FF 94 2-2 31 WP 31 1B 2B		F FF 89 B CU 71 B FF 93 S FC 86 F FC 88 C FF 93 2-3 ① K	S FC 91 X FC 87 0-1 ③ FC5 1-2 2-3f			B SI 96 C SI 96 C FF 90 S SI 96 1-3 ① K		4	1	1	0	0	2	3
31 Jonny Gomes, R (1, 9) OBP: 0.368, SLG: 0.582 16 Darnell McDonald, R (9, 9) OBP: 0.271, SLG: 0.273		C SL 82 B SL 80 B FF 94 X SL 81 2-1 37 CS 2-H 1B		F FC 85 X SL 80 0-1 1B		B FC 89 B FC 87 F FF 93 X FF 94 2-1 HR		C SI 96 B FF 90 S SL 90 B FF 90 B SI 96 C SI 96 3-3 ② K		4 0	1 0	3 0	2 0	0 0	1 0	0 0
37 Corky Miller, R (1, 2) OBP: 0.309, SLG: 0.286		C FF 95 D SL 82 B FF 92 F FF 94 F SL 82 1 SAFE 1 SAFE B FF 91 3-2 ③ CS 1-2	B FF 92 F FC 89 F FF 91 F FF 94 B SL 82 B SL 81 F FF 95 B FF 94 4-2 34 SH3-4 6 1B BB	C FF 91 B SI 91 X FF 94 1-1 ② F8		B FF 93 C FF 93 C SL 83 F FF 95 S SI 95 1-3 ① K		F SI 96 B SL 89 C SL 96 B FF 91 B SL 89 B FF 95 4-2 6 1B 1B BB		2	1	0	0	2	1	1
34 Homer Bailey, R (1, 1) OBP: 0.087, SLG: 0.087 Kevin Barker, L (8, PH) OBP: 0.364, SLG: 0.364 40 Nick Masset, R (9, 1) 48 Francisco Cordero, R (9, 1)			B FF 87 X FF 93 1-0 ① SH3-4 1-2	B FF 94 S FF 92 F FF 92 B SL 82 B FF 94 F FF 93 X FF 94 3-2 ③ P4		C FF 95 C FF 95 X FF 95 0-2 1B		B FF 94 B FF 95 B CH 87 C FF 95 X FF 96 3-1 1-2 6 1B 1B		2 1 0 0	0 0 0 0	1 1 0 0	0 0 0 0	0 0 0 0	0 0 0 0	1 0 0 0
Inning Stats	R: 0 E: 0 K: 0 S: 6 H: 0 LOB: 0 BB: 0 P: 9	R: 1 E: 0 K: 0 S: 12 H: 2 LOB: 0 BB: 0 P: 22	R: 2 E: 0 K: 0 S: 14 H: 2 LOB: 2 BB: 2 P: 29	R: 0 E: 0 K: 1 S: 12 H: 1 LOB: 1 BB: 0 P: 18	R: 0 E: 0 K: 0 S: 8 H: 1 LOB: 3 BB: 2 P: 17	R: 1 E: 0 K: 2 S: 13 H: 2 LOB: 1 BB: 0 P: 16	R: 0 E: 0 K: 1 S: 8 H: 1 LOB: 0 BB: 0 P: 15	R: 0 E: 0 K: 2 S: 12 H: 2 LOB: 3 BB: 1 P: 26		1B: 8 2B: 2 3B: 0 HR: 1 SF: 0 SAC: 1 DP: 0 HBP: 0						

PITCHER		IP	WLS	BF	H	R	ER	SO	BB	IBB	HBP	BLK	WP	HR	S	P	ERA	WHIP
58 Chad Billingsley, R ERA: 3.83	(1, 1)	5.0	L	25	7	4	4	1	4	0	0	0	2	1	54	99	7.20	2.200
54 Ronald Belisario, R ERA: 2.26	(6, 1)	1.0		4	1	0	0	2	0	0	0	0	0	0	11	12	0.00	1.000
31 James McDonald, R ERA: 4.11	(7, 1)	1.0		3	1	0	0	1	0	0	0	0	0	0	8	15	0.00	1.000
59 Guillermo Mota, R ERA: 3.39	(8, 1)	1.0		6	2	0	0	2	1	0	0	0	0	0	12	26	0.00	3.000

PITCHER	IP	WLS	BF	H	R	ER	SO	BB	IBB	HBP	BLK	WP	HR	S	P	ERA	WHIP

BOTTOM

Los Angeles Dodgers @ Cincinnati Reds

Great American Ball Park, Cincinnati, OH

Fri Aug 28 2009, 7:10 PM EDT
Att. 19,258 - Cloudy - 74 F

livebaseballscorecards.com

AB	32
R	4
H	11
RBI	4
BB	5
SO	6
LOB	14

1B: 8 SF: 0
2B: 2 SAC: 1
3B: 0 DP: 0
HR: 1 HBP: 0

WP: 2 PA: 39
PB: 0
SB: 1
CS: 2

Batter	1	2	3	4	5	6	7	8	9	AB	R	H	RBI	BB	SO	LOB
15 Rafael Furcal, S (1, 6) OBP: 0.323, SLG: 0.354 14 Juan Castro, R (8, 6) OBP: 0.340, SLG: 0.366	B SI 87 B SI 88 C SI 88 X FF 88 2-1 F9 ①	C CU 67 F FF 87 B CH 80 X FF 89 1-2 SF7 ② 3-H			B SI 86 B CH 77 X FF 84 2-0 HR		X SI 91 0-0 E1 9 1B 2-3 1B	F FF 89 X SL 79 0-1 G3-1 ②		4 0	2 0	2 0	2 0	0 0	0 0	0 0
9 Juan Pierre, L (1, 8) OBP: 0.379, SLG: 0.406 (7, 7)	B SI 88 X SI 86 1-0 99 HR 1B	B SI 88 C SI 87 X CU 69 1-1 ③ 2-H 1B			C FF 84 X SI 86 0-1 G6-3 ②		B FF 92 B SI 91 X SI 92 2-0 99 E 99 BB 27 HR 2-H 3-H 1B	B FC 88 B FF 88 F FF 89 F FC 88 F FC 89 B FC 88 X FC 89 3-2 L1 ③		5	2	3	2	0	0	0
99 Manny Ramirez, R (1, 7) OBP: 0.425, SLG: 0.545 54 Ronald Belisario, R (7, 1) 59 Guillermo Mota, R (9, 1) OBP: 0.333, SLG: 0.333	C SI 86 B CH 78 X SI 87 1-1 1-H HR		F FF 86 B SI 88 B CU 68 B CH 78 F SI 88 S FF 86 3-3 K ①		B CH 79 C SI 90 X CU 71 1-1 F8 ③		1 SAFE B FF 91 B FF 93 B SL 83 C FC 95 C SL 83 B FC 93 4-2 E2 27 HR 1-3 BB		C FF 89 B FC 90 C FF 89 B FC 89 C FC 89 2-3 K ①	3 1 0	2 0 0	1 0 0	2 0 0	1 0 0	1 1 0	0 0 0
27 Matt Kemp, R (1, 9) OBP: 0.373, SLG: 0.510 (7, 8)	C SI 88 B FF 83 B CH 78 B CH 78 C SI 88 X SI 88 3-2 P3 ②		X SI 88 0-0 G6-3 ②			S CH 74 B FF 84 X SI 87 1-1 13 CS 7 BB 1B	X FC 94 0-0 1-H 3-H HR		C SL 81 C FC 88 C FC 89 0-3 K ②	5	1	2	3	0	1	0
7 James Loney, L (1, 3) OBP: 0.350, SLG: 0.390	B SI 88 B SI 88 S FF 85 B FF 87 C SI 88 X SI 85 3-2 G3 ③		C FF 84 C FF 88 S SI 88 0-3 K ③			B SI 83 B SI 89 C FF 85 1 SAFE D CU 74 B SI 87 4-1 13 CS 1-2 BB	B SL 74 B SI 85 B SI 83 B SI 84 4-0 5 G6-4-3 BB		B FF 91 B FC 89 B FC 87 C FC 89 B FC 88 4-1 BB	2	0	0	0	3	1	0
5 Mark Loretta, R (1, 5) OBP: 0.306, SLG: 0.263		B SI 86 B SI 88 B SI 87 C SI 89 F SI 88 F CH 79 X SI 90 3-2 13 1B 12 1B 1B		C SI 84 X CU 67 0-1 F8 ①		C CH 76 B SI 86 F CH 77 C SI 87 1-3 K ①	1 SAFE B SI 83 C SI 83 B SL 73 C SI 83 X CH 76 2-2 G6-4-3 ① ② 1-2f		F FC 88 X FC 88 0-1 F7 ③	5	1	1	0	0	1	4
13 Orlando Hudson, S (1, 4) OBP: 0.359, SLG: 0.427		C SI 87 X CH 78 0-1 12 1B 15 SF7 1-2 1B		C CH 76 F CH 76 B FF 84 F FF 88 F SI 90 S SI 87 1-3 K ②		2 SAFE C FF 90 B SI 86 B CH 78 D CH 78 B FF 88 4-1 ② 1-2 2-3 BB	X SI 85 0-0 HR			3	2	2	1	1	1	0
12 Brad Ausmus, R (1, 2) OBP: 0.337, SLG: 0.372		C SI 88 F SI 88 F FF 84 X FF 89 0-2 37 SH2-4 9 1B 1-3 2-H 1B		X SI 87 0-0 G4-3 ③		C SI 87 S FF 83 B SI 90 B CH 79 B SI 88 X SI 89 3-2 P6 ③	C SL 76 C SC 66 B SI 85 X SC 67 1-2 F7 ③			4	0	1	1	0	0	2
37 Charlie Haeger, R (1, 1) 36 Jeff Weaver, R (3, 1) OBP: 0.231, SLG: 0.231 38 Ramon Troncoso, R (6, 1) 16 Andre Ethier, L (7, PH) OBP: 0.371, SLG: 0.536 (7, 9)		X SI 85 0-0 SH2-4 ① 1-2			C SI 85 F FF 82 B SI 88 C CU 68 1-3 K ①		C SI 91 C SL 81 B SL 84 F FC 93 B FC 92 B SL 81 X SL 83 3-2 15 E 9 1B 2B	C FF 90 B FF 90 F FF 89 B FC 88 F FF 89 X FC 88 3-2 F8 ①		0 1 0 2	0 0 0 1	0 0 0 1	0 0 0 0	0 1 0 0	0 0 0 0	0 0 0 0
Inning Stats	R: 2 E: 0 K: 0 S: 11 H: 2 LOB: 0 BB: 0 P: 21	R: 2 E: 0 K: 0 S: 16 H: 4 LOB: 2 BB: 0 P: 21	R: 0 E: 0 K: 2 S: 7 H: 0 LOB: 0 BB: 0 P: 10	R: 0 E: 0 K: 1 S: 8 H: 0 LOB: 0 BB: 0 P: 9	R: 1 E: 0 K: 1 S: 8 H: 1 LOB: 0 BB: 0 P: 12	R: 0 E: 0 K: 1 S: 10 H: 1 LOB: 2 BB: 2 P: 23	R: 6 E: 2 K: 0 S: 16 H: 5 LOB: 0 BB: 2 P: 32	R: 0 E: 0 K: 0 S: 10 H: 0 LOB: 0 BB: 0 P: 16	R: 0 E: 0 K: 2 S: 9 H: 0 LOB: 1 BB: 1 P: 15	1B: 8 2B: 1 3B: 0 HR: 4 SF: 1 SAC: 1 DP: 1 HBP: 0						

PITCHER		IP	WLS	BF	H	R	ER	SO	BB	IBB	HBP	BLK	WP	HR	S	P	ERA	WHIP
56 Matt Maloney, L ERA: 6.46	(1, 1)	6.0	L	26	8	5	5	5	2	0	0	0	0	2	60	96	7.50	1.667
46 Carlos Fisher, R ERA: 3.94	(7, 1)	0.0		5	4	5	5	0	1	0	0	0	0	1	9	18	∞	∞
52 Daniel Herrera, L ERA: 2.7	(7, 1)	1.0		4	1	1	1	0	1	0	0	0	0	1	7	14	9.00	2.000
33 Micah Owings, R ERA: 5.42	(8, 1)	2.0		7	0	0	0	2	1	0	0	0	0	0	19	31	0.00	0.500

PITCHER	IP	WLS	BF	H	R	ER	SO	BB	IBB	HBP	BLK	WP	HR	S	P	ERA	WHIP

TOP

Los Angeles Dodgers @ Cincinnati Reds

Great American Ball Park, Cincinnati, OH

Sat Aug 29 2009, 4:10 PM EDT

Att. 25,744 - Partly Cloudy - 78 F

livebaseballscorecards.com

AB	35
R	11
H	13
RBI	11
BB	5
SO	7
LOB	6

WP: 0	PA: 42		
PB: 0			
SB: 0			
CS: 2			

Batter	1	2	3	4	5	6	7	8	9	AB	R	H	RBI	BB	SO	LOB
6 Drew Stubbs, R (1, 8) OBP: 0.245, SLG: 0.304	C KN 69 S KN 71 B CU 72 F KN 71 C KN 71 1-3 ① K		B KN 66 F KN 69 B KN 74 B KN 72 C FF 84 B KN 73 4-2 7 S 7 HR BB	L SL 80 B SL 81 B SL 81 F FF 90 F FF 89 S SL 82 2-3 ② K 1-2		B FF 90 B FF 89 X FF 89 2-0 ② G6-3		F SI 94 X SI 95 0-1 E4 7 G4-3		4	1	0	0	1	2	1
7 Paul Janish, R (1, 6) OBP: 0.296, SLG: 0.306	C KN 70 F KN 70 X KN 72 0-2 ② F7		B KN 70 B KN 77 B KN 70 C FF 83 X KN 77 3-1 1-H HR	B SI 90 C FF 91 B SI 90 F SI 90 S SL 82 2-3 ③ K		B SL 81 X SI 90 1-0 4 1B 2B		B SI 94 C SI 94 F SL 85 F SI 94 X SI 95 1-2 ①② G4-3 1-2f		5	1	2	2	0	1	2
19 Joey Votto, L (1, 3) OBP: 0.403, SLG: 0.553	B KN 71 B KN 69 C KN 71 S KN 70 B KN 72 S KN 70 3-3 ③ K		B KN 71 S KN 72 B KN 72 X KN 71 2-1 4 1B 2B		X FF 90 0-0 4 2B 25 FC6-2 1B	I I I I 4-0 4 1B IBB		X SI 95 0-0 ③ G6-3		4	1	2	0	1	1	0
4 Brandon Phillips, R (1, 4) OBP: 0.323, SLG: 0.443 23 Adam Rosales, R (9, 4) OBP: 0.285, SLG: 0.314		B KN 69 B KN 69 C FF 82 C KN 69 B KN 72 F KN 70 S 3-3 ① K	B KN 71 S KN 70 F KN 70 F KN 66 F KN 72 X KN 73 1-2 27 1B 2-H 1B		F FF 89 X FF 90 0-1 25 FC6-2 1-3 2B	S SL 82 F SL 81 B SI 90 B SI 91 X SL 82 2-2 1-2 2-3 1B		X FF 94 0-0 ① F9		4 1	0 0	3 0	1 0	0 0	1 0	0 0
27 Scott Rolen, R (1, 5) OBP: 0.368, SLG: 0.466		C KN 69 B CU 70 B KN 69 S KN 70 X KN 72 2-2 ② G6-3	1 SAFE C SI 88 B SI 89 F SI 89 X SL 81 1-2 1-2 1B		F SI 91 F SI 91 B SL 82 H FF 90 2-2 25 FC6-2 HBP	B FF 92 X SI 92 1-0 ③ G4-3		C SI 95 B SL 87 F SI 95 X FF 95 1-2 ② G5-3		4	0	1	0	0	0	3
25 Wladimir Balentien, R (1, 7) OBP: 0.294, SLG: 0.355		B KN 70 S KN 71 C KN 72 B KN 73 F KN 72 F KN 65 B KN 75 B KN 71 4-2 BB	S SL 81 X SL 80 0-1 ② F7		S SL 82 C SL 82 B SL 81 X SL 82 1-2 ① FC6-2 1-2 2-3 3-Hf		C SL 82 F SI 94 B SI 94 B SI 93 X SI 94 2-2 1B	S SL 86 B SL 88 B SL 86 X SI 95 2-1 ③ G5-3		4	0	1	0	1	0	5
31 Jonny Gomes, R (1, 9) OBP: 0.361, SLG: 0.570		S KN 70 B KN 70 S KN 70 1 SAFE B KN 72 F KN 72 X KN 70 2-2 ③ F8	B SI 91 B SL 82 B FF 90 C SI 91 S SL 82 X SI 91 3-2 ③ G5-3		S SL 82 C FF 90 B SL 82 B SI 90 X SL 81 2-2 ② P6		B SI 94 B SI 92 X FF 93 2-0 ① L4			4	0	0	0	0	0	7
30 Craig Tatum, R (1, 2) OBP: 0.208, SLG: 0.191			B KN 69 X KN 70 1-0 HR	X FF 88 0-0 ① G6-3	S SL 82 F SL 80 S SL 82 0-3 ③ K		C FF 93 B SI 95 F SL 84 C SI 94 1-3 ② K			4	1	1	1	0	2	4
56 Matt Maloney, L (1, 1) OBP: 0.333, SLG: 0.333 15 Drew Sutton, S (6, PH) OBP: 0.229, SLG: 0.273 46 Carlos Fisher, R (7, 1) 52 Daniel Herrera, L (7, 1) 33 Micah Owings, R (7, PH) OBP: 0.259, SLG: 0.519 (8, 1)			C FF 82 F KN 73 X KN 72 0-2 ① G3	B FF 88 S FF 88 B SI 89 B FF 88 X FF 88 3-1 6 WP 1B		C CU 72 B FF 86 B CH 80 F FF 87 B CH 82 S FF 89 3-3 ① K	X FF 93 0-0 ③ F7			2 1 0 0 1	0 0 0 0 0	1 0 0 0 0	0 0 0 0 0	0 0 0 0 0	0 1 0 0 1	0 0 0 0 1

Inning Stats	1	2	3	4	5	6	7	8	9
	R: 0 E: 0 K: 2 S: 10	H: 0 LOB: 0 BB: 0 P: 14	R: 0 E: 0 K: 1 S: 15	H: 0 LOB: 1 BB: 1 P: 26	R: 4 E: 0 K: 0 S: 23	H: 5 LOB: 2 BB: 1 P: 38	R: 0 E: 0 K: 2 S: 10	H: 1 LOB: 1 BB: 0 P: 17	R: 0 E: 0 K: 1 S: 14	H: 2 LOB: 3 BB: 1 P: 22	R: 0 E: 0 K: 1 S: 9	H: 2 LOB: 3 BB: 1 P: 22	R: 0 E: 0 K: 1 S: 8	H: 1 LOB: 1 BB: 0 P: 13	R: 0 E: 1 K: 0 S: 7	H: 0 LOB: 0 BB: 0 P: 8	R: 0 E: 0 K: 0 S: 6	H: 0 LOB: 0 BB: 0 P: 9

PITCHER		IP	WLS	BF	H	R	ER	SO	BB	IBB	HBP	BLK	WP	HR	S	P	ERA	WHIP
37 Charlie Haeger, R ERA: 3.86	(1, 1)	2.1		13	4	4	4	3	2	0	0	0	0	2	40	66	15.43	2.571
36 Jeff Weaver, R ERA: 3.52	(3, 1)	3.1	W	18	6	0	0	4	0	1	1	0	1	0	40	68	0.00	1.800
38 Ramon Troncoso, R ERA: 2.65	(6, 1)	0.1	H	1	0	0	0	0	0	0	0	0	0	0	1	2	0.00	0.000
54 Ronald Belisario, R ERA: 2.18	(7, 1)	2.0		7	1	0	0	1	0	0	0	0	0	0	15	21	0.00	0.500
59 Guillermo Mota, R ERA: 3.34	(9, 1)	1.0		3	0	0	0	0	0	0	0	0	0	0	6	9	0.00	0.000

PITCHER	IP	WLS	BF	H	R	ER	SO	BB	IBB	HBP	BLK	WP	HR	S	P	ERA	WHIP

BOTTOM

Los Angeles Dodgers @ Cincinnati Reds

Great American Ball Park, Cincinnati, OH

Sat Aug 29 2009, 4:10 PM EDT

Att. 25,744 - Partly Cloudy - 78 F

livebaseballscorecards.com

AB	38
R	4
H	11
RBI	4
BB	3
SO	8
LOB	23

1B: 6	SF: 0	WP: 1	PA: 42
2B: 3	SAC: 0	PB: 0	
3B: 0	DP: 1	SB: 1	
HR: 2	HBP: 1	CS: 0	

Batter	1	2	3	4	5	6	7	8	9	10	11	12	AB	R	H	RBI	BB	SO	LOB
15 Rafael Furcal, S (1, 6) OBP: 0.321, SLG: 0.350	X CH 72 0-0 P4 ①			B CU 67 C CU 67 F SL 72 F CH 83 B SI 84 B FF 89 F CH 82 X SL 72 3-2 G4-3 ①	C CH 82 B CH 83 F SL 73 F FF 88 X SI 84 1-2 FC5-4 ③ 1-2f			B CH 80 B CU 69 B CU 68 C CH 77 B CH 76 4-1 9 1B BB		B FF 92 X CH 86 1-0 G6-3 ① ② 1-2f		B FF 95 B FF 94 S FF 93 S FF 94 X FF 96 2-2 L7 ①	5	0	0	0	1	0	4
9 Juan Pierre, L (1, 7) OBP: 0.378, SLG: 0.404 52 George Sherrill, L (8, 1) 38 Ramon Troncoso, R (9, 1) 5 Mark Loretta, R (10, PH) OBP: 0.358, SLG: 0.267 56 Hung-Chin Kuo, L (10, 1) 14 Juan Castro, R (11, 4) OBP: 0.347, SLG: 0.383	C CH 71 B SI 86 X CH 78 1-1 G1-3 ②			C FF 89 X CH 82 0-1 G3 ②		B SI 88 C CU 70 F CH 81 X FF 89 1-2 L8 ①		C SI 88 X CH 83 0-1 1-2 1B		B FF 91 B FF 92 C FF 91 X FF 91 3-1 1B		S SL 88 B SL 88 B FF 94 D SL 89 F FF 94 X SL 88 3-2 27 SF8 1-3 2B	4 0 0 0 1 0	0 0 0 0 1 0	1 0 0 0 0 1	0 0 0 0 0 0	0 0 0 0 0 0	0 0 0 0 0 0	0 0 0 0 0 0
16 Andre Ethier, L (1, 9) OBP: 0.371, SLG: 0.535	C FF 86 B SI 87 B SI 86 X CH 80 2-1 G3-1 ③			X SI 88 0-0 G3-1 ③		C CU 69 S CH 83 B SI 86 B FF 88 X CH 83 2-2 2B		B SL 83 F SL 83 X SL 82 1-1 F4 ②		X FF 91 0-0 P6 ③		I I I I 4-0 23 S IBB	5	0	1	0	1	0	3
27 Matt Kemp, R (1, 8) OBP: 0.373, SLG: 0.514		C CH 75 T FF 88 F FF 87 X FF 88 0-2 F8 ①		F SI 88 X SI 88 0-1 HR	C CH 76 B SI 88 B SL 75 S SL 74 B SL 76 C CU 70 3-3 K ②			C FC 88 B FC 90 F FF 94 S SL 83 1-3 K ③			C FF 90 B FC 90 T CH 86 B FF 93 F FF 92 B FC 89 F FC 91 B FC 88 4-2 23 FC6-4 BB	C SL 88 S SL 89 T FF 95 X FF 94 0-2 SF8 ② 2-3 3-H	4	1	1	2	1	2	3
23 Casey Blake, R (1, 5) OBP: 0.354, SLG: 0.463		B SI 88 C CH 76 B SL 75 F CH 76 B SI 88 F SI 87 B SL 72 4-2 7 G5-4-3 BB		C SL 73 C SL 73 B SL 74 F FF 89 X SI 87 1-2 13 1B 22 1B 1B	B SL 74 B CH 75 X SL 75 2-0 F8 ③			F FF 93 X FF 93 0-1 F7 ①			T FF 88 F FF 89 F FF 89 B FF 91 F FC 90 X FC 89 1-2 FC6-4 ① 55 F8 7 1B 1-2f	F SL 87 F SL 94 1 SAFE F FF 94 B FF 94 B SL 89 F FF 95 B CH 88 3-2 X SL 89 F8 ③ 1-2	5	1	1	0	1	0	4
7 James Loney, L (1, 3) OBP: 0.351, SLG: 0.389		B CU 70 1 SAFE C CU 70 X CH 82 1-1 G5-4-3 ② ③ 1-2f		X SI 88 0-0 F7 ①			B CU 67 C CU 67 X CH 81 1-1 L6 ①		F FF 94 B FS 90 C FF 95 F SL 83 B SL 82 B FS 91 B FF 95 4-2 55 1B BB		C FC 90 F FF 89 F CH 86 1 SAFE F FC 89 F CH 86 X CH 86 0-2 1-2 1B		4	0	1	0	1	0	2
55 Russell Martin, R (1, 2) OBP: 0.358, SLG: 0.324			C CU 68 B SL 74 F SL 75 C FF 90 1-3 K ①	C SI 88 B SI 88 1 SAFE B SL 76 C SL 75 S SL 76 2-3 K ②			F CH 74 C SI 88 X SL 75 0-2 G5-3 ②		1 SAFE B FC 89 X FF 94 1-0 13 G6-4-3 1-2 1B		C FF 90 F FC 89 B FF 91 X FF 90 1-2 F8 ② 2-3		5	0	1	0	0	2	3
13 Orlando Hudson, S (1, 4) OBP: 0.357, SLG: 0.405 31 James McDonald, L (11, 1) 51 Jonathan Broxton, R (12, 1)			S CU 67 S CH 83 X SI 87 0-2 F7 ②	B SI 88 X SI 87 1-0 22 1B 1-2 1B			B SI 86 C CH 80 F CH 82 X FF 88 1-2 G3-1 ③		X FF 94 0-0 G6-4-3 ② ③ 1-2f		S FF 90 B FF 90 X CH 86 1-1 G4-3 ③		5 0 0	0 0 0	1 0 0	0 0 0	0 0 0	0 0 0	4 0 0
22 Clayton Kershaw, L (1, 1) OBP: 0.170, SLG: 0.114 99 Manny Ramirez, R (8, PH) OBP: 0.427, SLG: 0.544 (8, 7)			B SI 86 X CH 76 1-0 P5 ③	B SI 88 F CU 69 S CH 82 X FF 88 1-2 15 FC5-4 1-3 2-H 1B				B SI 88 X CH 76 1-0 P4 ①		B FF 89 S FF 91 B CH 86 S FC 90 F CH 87 B FC 92 X FF 92 3-2 15 G6-3 1B		B SL 86 B SL 87 B SL 87 C FF 94 B SL 87 4-1 14 2B 27 SF8 BB	2 2	0 1	1 1	1 0	0 1	0 0	0 0
Inning Stats	R: 0 E: 0 K: 0 S: 5 H: 0 LOB: 0 BB: 0 P: 8	R: 0 E: 0 K: 0 S: 9 H: 0 LOB: 0 BB: 1 P: 14	R: 0 E: 0 K: 1 S: 7 H: 0 LOB: 0 BB: 0 P: 9	R: 0 E: 0 K: 0 S: 8 H: 0 LOB: 0 BB: 0 P: 11	R: 2 E: 0 K: 1 S: 18 H: 4 LOB: 2 BB: 0 P: 24	R: 0 E: 0 K: 1 S: 10 H: 1 LOB: 1 BB: 0 P: 18	R: 0 E: 0 K: 0 S: 8 H: 0 LOB: 0 BB: 0 P: 10	R: 0 E: 0 K: 1 S: 9 H: 1 LOB: 2 BB: 1 P: 16	R: 0 E: 0 K: 0 S: 7 H: 1 LOB: 1 BB: 1 P: 12	R: 0 E: 0 K: 0 S: 8 H: 2 LOB: 1 BB: 0 P: 15	R: 0 E: 0 K: 0 S: 20 H: 1 LOB: 2 BB: 1 P: 27	R: 1 E: 0 K: 0 S: 17 H: 1 LOB: 2 BB: 2 P: 33							

TOP

Los Angeles Dodgers @ Cincinnati Reds

Great American Ball Park, Cincinnati, OH

Sun Aug 30 2009, 1:10 PM EDT

Att. 26,091 - Partly Cloudy - 67 F

livebaseballscorecards.com

AB	43
R	3
H	11
RBI	3
BB	6
SO	4
LOB	23

1B: 8	2B: 2	3B: 0	HR: 1	SF: 1	SAC: 0	DP: 3	HBP: 0	WP: 0	PB: 0	SB: 1	CS: 0	PA: 50							

PITCHER		IP	WLS	BF	H	R	ER	SO	BB	IBB	HBP	BLK	WP	HR	S	P	ERA	WHIP
61 Bronson Arroyo, R ERA: 4.35	(1, 1)	7.1		29	6	2	2	3	2	0	0	0	0	1	69	103	2.46	1.091
53 Arthur Rhodes, L ERA: 2.72	(8, 1)	0.1		1	0	0	0	0	0	0	0	0	0	0	2	3	0.00	0.000
40 Nick Masset, R ERA: 2.78	(8, 1)	1.1		5	1	0	0	1	1	0	0	0	0	0	10	16	0.00	1.500
51 Jared Burton, R ERA: 5.1	(10, 1)	2.0		9	3	0	0	0	1	0	0	0	0	0	28	42	0.00	2.000
48 Francisco Cordero, R ERA: 2.36	(12, 1)	1.0	L	6	1	1	1	0	1	1	0	0	0	0	17	33	9.00	2.000

PITCHER		IP	WLS	BF	H	R	ER	SO	BB	IBB	HBP	BLK	WP	HR	S	P	ERA	WHIP

Batter	1	2	3	4	5	6	7	8	9	10	11	12	AB	R	H	RBI	BB	SO	LOB
6 Drew Stubbs, R (1, 8) OBP: 0.255, SLG: 0.308	S FF 92 B FF 93 F FF 93 C CU 70 1-3 K ①		S SL 80 S FF 93 B SL 78 T FF 93 1-2 K ②			X FF 92 0-0 F9 ①		B SL 74 S FF 90 C FF 89 F FF 91 X SL 74 1-2 19 G1-3 7 1B 1B		X FF 95 0-0 1B		C FF 98 B FF 98 B FF 99 S SL 91 S SL 91 2-3 K ③	6	0	2	0	0	3	2
7 Paul Janish, R (1, 6) OBP: 0.299, SLG: 0.309	C FF 94 B FF 93 X FF 94 1-1 P4 ②		B FF 94 C FF 93 C SL 82 B CU 74 B FF 94 X FF 94 3-2 P3 ③			B FF 93 C FF 93 F FF 93 F CU 73 F FF 94 X CU 72 1-2 4 FC5-4 1B		1 SAFE B SL 75 C FF 90 B FF 91 1 SAFE 1 SAFE X SL 76 2-1 19 G1-3 1B **1-2**		X FF 95 0-0 P6 ③			5	0	2	0	0	0	1
19 Joey Votto, L (1, 3) OBP: 0.399, SLG: 0.545	B FF 95 B FF 95 F FF 95 S FF 95 B FF 94 F FF 94 F SL 81 S FF 94 3-3 K ③			C SL 78 S SL 82 S FF 93 0-3 K ①		B FF 92 F SL 80 S FF 94 1 SAFE S FF 94 1-3 K ②		S SL 78 S SL 77 B SL 78 X SL 78 1-2 G1-3 ② **1-2** **2-3**			B SI 93 C CH 75 C CU 73 B FF 94 F FF 94 S FF 95 2-3 K ①		5	0	0	0	0	4	3
4 Brandon Phillips, R (1, 4) OBP: 0.321, SLG: 0.441		C FF 92 B CU 72 F FF 94 S CU 73 1-3 K ①		B SL 78 F FF 93 F FF 94 F FF 95 X SL 78 1-2 31 S 27 F8 1B		B FF 93 1 SAFE F FF 93 S FF 94 B FF 93 X CU 72 2-2 FC5-4 ③ **1-2f**		B FF 90 C FF 90 F FF 91 X FF 91 1-2 F8 ③			C FF 94 F CH 75 B FF 94 B FF 94 S FF 95 2-3 K ②		5	0	1	0	0	2	3
27 Scott Rolen, R (1, 5) OBP: 0.370, SLG: 0.466		C FF 93 B FF 93 F FF 93 B FF 94 X CU 71 2-2 16 HR 1B		F FF 92 S FF 94 X FF 93 0-2 F8 ② **1-2**			B FF 92 B FF 92 B FF 92 B FF 93 4-0 16 CS BB		F FF 90 B CU 76 X CU 76 1-1 G1-3 ①		C FF 94 S FF 95 B CU 78 X FF 95 1-2 15 2-6 1B		4	1	2	0	1	0	1
31 Jonny Gomes, R (1, 9) OBP: 0.327, SLG: 0.562 53 Arthur Rhodes, L (8, 1) 40 Nick Masset, R (8, 1) 17 Laynce Nix, L (9, PH) OBP: 0.300, SLG: 0.484 51 Jared Burton, R (10, 1) 15 Drew Sutton, S (11, PH) OBP: 0.229, SLG: 0.273 48 Francisco Cordero, R (12, 1) 23 Adam Rosales, R (12, PH) OBP: 0.288, SLG: 0.314	F FF 93 C FF 93 S FF 93 0-3 K ②			B FF 95 C FF 94 T FF 93 F FF 94 C FF 95 1-3 K ③ **2-3**		D SL 80 C FF 94 F FF 94 X FF 94 1-2 F9 ①		B SI 92 B SI 92 B SI 92 C SI 92 F SI 92 F SI 92 C SI 93 3-3 K ②		F FF 92 1 SAFE D CU 75 1-1 2-6 ③ **1-2**		3 0 0 1 0 0 0 0	0 0 0 0 0 0 0 0	0 0 0 0 0 0 0 0	0 0 0 0 0 0 0 0	2 0 0 1 0 0 0 1	3 0 0 0 0 0 0 0
16 Darnell McDonald, R (1, 7) OBP: 0.283, SLG: 0.333	B FF 94 F FF 93 X 1-1 1-H HR			C CU 69 F CU 71 F FF 94 S CU 74 0-3 K2-3 ①		F CU 72 1 SAFE B CU 71 B SL 81 S FF 93 B CU 74 B CU 71 4-2 1-2 BB ②		C SI 92 B CU 79 F SI 94 S CU 78 1-3 K ③				L SL 87 F FF 97 S SL 88 0-3 K ① **1-2**	4	1	1	2	1	3	1
37 Corky Miller, R (1, 2) OBP: 0.300, SLG: 0.264 34 Homer Bailey, R (12, PR) OBP: 0.087, SLG: 0.087	B FF 94 C CH 84 C CU 72 X CU 72 1-2 P1 ③					B FF 94 X FF 94 1-0 P4 ②		X FF 94 0-0 L6 ③		B FF 94 C FF 94 S FF 94 S FF 96 1-3 K ①		S FF 99 B FF 96 F FF 97 B FF 99 D SL 91 B FF 100 4-2 BB	4 0	0 0	0 0	0 0	1 0	1 0	1 0
61 Bronson Arroyo, R (1, 1) OBP: 0.125, SLG: 0.188 25 Wladimir Balentien, R (8, 9) OBP: 0.290, SLG: 0.350			C FF 91 B CU 72 F FF 94 S FF 93 1-3 K ①			B FF 94 S FF 94 S SL 83 S SL 81 1-3 K ③		B SL 74 F FF 89 X SL 73 1-1 G4-3 ①		C CU 77 S FF 96 C FF 95 0-3 K ②		S SL 90 B SL 91 B FF 98 F SL 92 B FF 99 S FF 98 3-3 K ②	2 3	0 0	0 0	0 0	0 0	2 2	0 2
Inning Stats	R: 0 H: 0 E: 0 LOB: 0 K: 2 BB: 0 S: 10 P: 15	R: 2 H: 2 E: 0 LOB: 0 K: 2 BB: 0 S: 14 P: 19	R: 0 H: 0 E: 0 LOB: 0 K: 2 BB: 0 S: 9 P: 14	R: 0 H: 1 E: 0 LOB: 1 K: 2 BB: 0 S: 14 P: 16	R: 0 H: 0 E: 0 LOB: 0 K: 2 BB: 0 S: 8 P: 10	R: 0 H: 1 E: 0 LOB: 1 K: 1 BB: 0 S: 12 P: 16	R: 0 H: 0 E: 0 LOB: 1 K: 0 BB: 2 S: 6 P: 15	R: 0 H: 2 E: 0 LOB: 2 K: 0 BB: 0 S: 14 P: 20	R: 0 H: 0 E: 0 LOB: 0 K: 2 BB: 0 S: 9 P: 14	R: 0 H: 1 E: 0 LOB: 1 K: 2 BB: 0 S: 8 P: 9	R: 0 H: 1 E: 0 LOB: 1 K: 2 BB: 0 S: 11 P: 17	R: 0 H: 0 E: 0 LOB: 2 K: 3 BB: 2 S: 13 P: 26	1B: 7 2B: 0 3B: 0 HR: 1	SF: 0 SAC: 0 DP: 0 HBP: 0	WP: 0 PB: 1 SB: 1 CS: 1	PA: 46		

PITCHER	IP	WLS	BF	H	R	ER	SO	BB	IBB	HBP	BLK	WP	HR	S	P	ERA	WHIP
22 Clayton Kershaw, L (1, 1) ERA: 2.94	7.0		26	4	2	2	11	2	0	0	0	0	1	73	105	2.57	0.857
52 George Sherrill, L (8, 1) ERA: 1.78	1.0		5	2	0	0	0	0	0	0	0	0	0	14	20	0.00	2.000
38 Ramon Troncoso, R (9, 1) ERA: 2.61	1.0		3	0	0	0	2	0	0	0	0	0	0	9	14	0.00	0.000
56 Hung-Chih Kuo, L (10, 1) ERA: 3.38	1.0		4	1	0	0	2	0	0	0	0	0	0	8	9	0.00	1.000
31 James McDonald, R (11, 1) ERA: 4.03	1.0	W	4	1	0	0	2	0	0	0	0	0	0	11	17	0.00	1.000

PITCHER	IP	WLS	BF	H	R	ER	SO	BB	IBB	HBP	BLK	WP	HR	S	P	ERA	WHIP
51 Jonathan Broxton, R (12, 1) ERA: 2.79	1.0	S	5	0	0	0	3	2	0	0	0	0	0	13	26	0.00	2.000

BOTTOM

Los Angeles Dodgers @ Cincinnati Reds

Great American Ball Park, Cincinnati, OH

Sun Aug 30 2009, 1:10 PM EDT

Att. 26,091 - Partly Cloudy - 67 F

livebaseballscorecards.com

AB	42
R	2
H	8
RBI	2
BB	4
SO	20
LOB	17

Batter	1	2	3	4	5	6	7	8	9	AB	R	H	RBI	BB	SO	LOB
22 Andrew McCutchen, R (1, 8) OBP: 0.357, SLG: 0.490	B FF 89 B FF 88 C FF 91 F SI 90 X SI 92 2-2 ① G5-3	C SL 80 C SI 91 X SL 82 0-2 ③ F8			C CU 75 B FC 87 B FF 87 B FF 88 C FF 88 X FF 88 3-2 ① L9		C SL 82 C SL 83 B FC 94 B SL 85 S SL 83 2-3 ③ K			4	0	0	0	0	1	2
24 Delwyn Young, S (1, 4) OBP: 0.346, SLG: 0.419	B FF 91 F SI 92 B CH 86 F SI 92 B SI 92 S SI 92 3-3 ② K		C CH 88 X CU 76 0-1 ① L3		C FF 89 S FF 89 F CH 86 B FF 89 B CH 84 X SI 91 2-2 ② L9			C FF 91 B FF 92 C FF 91 S FF 93 1-3 ① K		4	0	0	0	0	2	0
46 Garrett Jones, L (1, 3) OBP: 0.362, SLG: 0.604	B SI 92 B SI 92 C SI 92 X SI 92 2-1 ③ P4		B CH 85 B SI 90 B SI 89 B CH 89 4-0 15 G6-3 15 S BB		B CU 74 X SI 90 1-0 ③ G6-3			C FF 93 B SL 84 C FF 91 B FF 94 S SL 82 2-3 ② K		3	0	0	0	1	1	0
15 Andy LaRoche, R (1, 5) OBP: 0.326, SLG: 0.369		B SI 91 B FF 90 C FF 90 B SI 90 C FF 90 X FF 91 3-2 ① G6-3	C CH 89 F SL 81 F SI 91 B SI 90 B SL 81 F FF 89 X FF 90 2-2 ② G6-3 1-3			B CH 88 C FF 88 C SL 80 B SL 81 C FF 90 2-3 ① K		B FF 92 C FF 92 S FF 92 F FF 93 B FF 93 F SL 82 B FF 93 F FF 93 F FF 93 4-2 D SL 83 BB		3	0	0	0	1	1	1
44 Brandon Moss, L (1, 9) OBP: 0.302, SLG: 0.371		B SI 92 B CH 86 S SI 91 S SI 92 X SI 92 2-2 ② L8	B SI 90 B SI 89 X SI 90 2-0 ③ F8			B SI 90 C SI 90 F SI 92 B SI 92 X SI 90 2-2 ② G4-3		S SL 85 C FF 93 X SL 84 0-2 ③ G1-3		4	0	0	0	0	0	2
85 Lastings Milledge, R (1, 7) OBP: 0.326, SLG: 0.360		C FF 92 B SI 92 S FF 91 B FF 92 F SI 91 B FF 91 F FF 91 B FF 91 4-2 5 HBP 35 1B BB		B SL 80 S SI 89 B SL 81 C SI 89 B SI 91 B SI 90 4-2 35 G4-6-3 5 BB BB		X FF 91 0-0 ③ F9			C FC 89 T FF 94 B FC 90 S SL 83 1-3 ① K	2	1	0	0	2	1	0
5 Ronny Cedeno, R (1, 6) OBP: 0.256, SLG: 0.354		C SI 90 H SL 83 1-1 35 1B 34 1B 1-2 HBP		1 SAFE 1 SAFE B FF 88 B FF 89 C FF 89 B FF 86 B FF 87 4-1 35 G4-6-3 1-2 BB			B FC 91 X FF 92 1-0 35 1B 3B		S FF 95 X FF 96 0-1 35 G3-6 1B	2	2	2	0	1	0	0
35 Jason Jaramillo, S (1, 2) OBP: 0.316, SLG: 0.375		C SI 90 B SI 91 C SI 90 B FF 91 B SI 91 F SI 92 X SI 91 3-2 34 1B 1-3 2-H 1B		C FF 89 X SI 89 0-1 ① ② G4-6-3 1-2f 2-3			B FF 92 P PO 81 C SL 82 X FC 93 2-1 5 L3 3-H 1B		1 SAFE B FF 95 X FF 95 1-0 ② ③ G3-6 1-2f	4	0	2	2	0	0	3
34 Daniel McCutchen, R (1, 1) OBP: 0.500, SLG: 0.500 5 Ramón Vázquez, L (7, PH) OBP: 0.349, SLG: 0.293 52 Joel Hanrahan, R (7, 1) 43 Jesse Chavez, R (9, 1)		C FF 90 S FF 90 X FF 91 0-2 1-3 3-H 1B		S FF 89 B SI 90 B FF 90 S FF 89 X FF 91 2-2 ③ G4-3			X SI 92 0-0 ① ② L3 1-1			2 1 0 0	0 0 0 0	1 0 0 0	1 0 0 0	0 0 0 0	0 0 0 0	1 1 0 0

TOP

Pittsburgh Pirates @ Cincinnati Reds

Great American Ball Park, Cincinnati, OH

Mon Aug 31 2009, 1:10 PM EDT
Att. 13,051 - Partly Cloudy - 68 F

livebaseballscorecards.com

AB	29
R	3
H	5
RBI	3
BB	5
SO	6
LOB	10

Inning Stats	1	2	3	4	5	6	7	8	9
	R: 0 E: 0 K: 1 S: 8	H: 0 LOB: 0 BB: 0 P: 15	R: 2 E: 0 K: 0 S: 21	H: 2 LOB: 2 BB: 1 P: 34	R: 0 E: 0 K: 0 S: 8	H: 0 LOB: 1 BB: 1 P: 16	R: 0 E: 0 K: 0 S: 8	H: 0 LOB: 1 BB: 2 P: 18	R: 0 E: 0 K: 0 S: 8	H: 0 LOB: 0 BB: 0 P: 14	R: 0 E: 0 K: 1 S: 7	H: 0 LOB: 0 BB: 0 P: 11	R: 1 E: 0 K: 1 S: 8	H: 2 LOB: 0 BB: 0 P: 12	R: 0 E: 0 K: 2 S: 15	H: 0 LOB: 1 BB: 1 P: 22	R: 0 E: 0 K: 1 S: 6	H: 1 LOB: 0 BB: 0 P: 8

| | | |

Pittsburgh Pirates @ Cincinnati Reds

Great American Ball Park, Cincinnati, OH

Mon Aug 31 2009, 1:10 PM EDT

Att. 13,051 - Partly Cloudy - 68 F

livebaseballscorecards.com

BOTTOM

Batter	1	2	3	4	5	6	7	8	9	AB	R	H	RBI	BB	SO	LOB
6 Drew Stubbs, R (1, 8) OBP: 0.271, SLG: 0.375	C FF 92 X CH 84 0-1 HR		C FF 92 B FF 93 X CU 74 1-1 15 S 15 1B 1B		S FF 91 C SL 83 F SL 81 F FF 91 B SL 81 S CH 82 1-3 ① K		C SL 83 C SL 82 B SL 84 F FF 96 S SL 85 1-3 ② K 1-2		B FC 91 B FF 94 B FC 91 3-0 WP 1-2 3-H	5	2	2	1	0	2	2
15 Drew Sutton, S (1, 4) OBP: 0.235, SLG: 0.277 4 Brandon Phillips, R (7, PH) OBP: 0.321, SLG: 0.440 (8, 4)	C FF 91 S FF 93 B FF 94 B CH 84 X CH 84 2-2 ① G2-3		D FF 90 1 SAFE B CH 80 C FF 90 F CH 82 F FF 91 X FF 91 2-2 19 G3-1 27 1B 1-H 1B		C FF 90 X CH 82 0-1 ② G6-3		S SL 85 D SL 84 D SL 85 F FF 96 F SL 85 X SL 86 2-2 ③ G6-3			3 1	1 0	1 0	1 0	0 0	0 0	0 1
19 Joey Votto, L (1, 3) OBP: 0.395, SLG: 0.539	B FF 92 B CH 84 C FF 92 B CH 84 F FF 91 F FF 93 X FF 92 3-2 ② L8		X CH 81 0-0 ② G3-1 2-3		B CH 82 B FF 91 F CH 82 X FF 90 2-1 ③ P6			C FF 95 C FF 95 B FF 95 B FF 97 S SL 85 2-3 ① K		4	0	0	0	0	1	1
27 Scott Rolen, R (1, 5) OBP: 0.369, SLG: 0.464	C FF 92 X FF 92 0-1 ③ G3		X CH 81 0-0 31 FC5-4 3-H 1B			B FF 90 B FF 90 F CH 82 X FF 91 2-1 ① P4		F FF 95 X SL 84 0-1 ② P6		4	0	1	1	0	0	0
31 Jonny Gomes, R (1, 9) OBP: 0.350, SLG: 0.551 40 Nick Masset, R (9, 1)		C FF 92 F CU 74 C FF 94 0-3 ① K	S CH 80 F CH 82 D SL 82 F FF 93 B CH 82 X CH 83 2-2 ③ FC5-4 1-2f			B CH 82 S CH 81 F CH 81 B FF 93 S CH 82 2-3 ② K		B SL 85 F SL 85 S SL 85 S SL 86 1-3 ③ K		4 0	0 0	0 0	0 0	0 0	3 0	1 0
25 Wladimir Balentien, R (1, 7) OBP: 0.290, SLG: 0.348		C FF 93 B FF 92 X CH 82 1-1 ② G5-3		C CU 76 C FF 92 B CH 83 F SL 82 C CH 82 1-3 ① K		B CU 74 F FF 91 S SL 83 B CH 82 X FF 92 2-2 1B			F FF 95 B CH 86 B CH 86 F FF 96 X FF 96 2-2 ① G4-3	4	0	1	0	0	1	0
23 Adam Rosales, R (1, 6) OBP: 0.289, SLG: 0.311 53 Arthur Rhodes, L (8, 1) 16 Darnell McDonald, R (9, 9) OBP: 0.296, SLG: 0.347		B FF 93 B FF 92 B FF 91 B FF 90 4-0 BB		X FF 92 0-0 ② L9		S CH 80 P PO 86 1 SAFE X CH 82 1-1 ③ G6-3			X CH 87 0-0 7 F9 30 1B 6 WP 1B	2 0 1	0 0 1	0 0 1	0 0 0	1 0 0	0 0 0	1 0 0
30 Craig Tatum, R (1, 2) OBP: 0.228, SLG: 0.200		B FF 89 C CH 80 1 SAFE X CH 81 1-1 ③ G5-3		S FF 90 B FF 92 F CH 84 B FF 92 F FF 91 F FF 91 B CH 83 B FF 91 4-2 BB			C FF 93 F FF 94 B FF 93 B SL 84 S SL 83 2-3 ① K2-3		1 SAFE B FF 95 X FF 96 1-0 6 WP 1-2 1B	3	0	1	0	1	1	1
38 Kip Wells, R (1, 1) OBP: 0.167, SLG: 0.167 Carlos Fisher, R (7, 1) 7 Paul Janish, R (7, PH) OBP: 0.301, SLG: 0.307 (8, 6)			B FF 90 S FF 90 F FF 92 C FF 92 1-3 ① K	B FF 89 B FF 89 C FF 89 F FF 88 F FF 90 F FF 89 B FF 90 F FF 88 X FF 89 3-2 ③ G5-3			B FF 94 F FF 94 B FF 95 B FF 94 B FF 95 4-1 6 WP BB		F CH 85 B CH 87 X FF 94 1-1 ② F9 2-3	2 0 1	0 0 0	0 0 0	0 0 1	0 0 0	1 0 2	1 0 2
Inning Stats	R: 1 E: 0 K: 0 S: 11 H: 1 LOB: 0 BB: 0 P: 16	R: 0 E: 0 K: 1 S: 7 H: 0 LOB: 1 BB: 1 P: 13	R: 2 E: 0 K: 1 S: 15 H: 3 LOB: 1 BB: 0 P: 21	R: 0 E: 0 K: 1 S: 15 H: 0 LOB: 1 BB: 1 P: 23	R: 0 E: 0 K: 1 S: 9 H: 0 LOB: 0 BB: 0 P: 12	R: 0 E: 0 K: 1 S: 11 H: 1 LOB: 1 BB: 0 P: 17	R: 0 E: 0 K: 2 S: 12 H: 0 LOB: 1 BB: 1 P: 21	R: 0 E: 0 K: 2 S: 8 H: 0 LOB: 0 BB: 0 P: 11	R: 1 E: 0 K: 0 S: 7 H: 2 LOB: 1 BB: 0 P: 14	1B: 6 2B: 0 3B: 0 HR: 1		SF: 0 SAC: 0 DP: 0 HBP: 0		WP: 2 PB: 0 SB: 1 CS: 0		PA: 37

	AB	34
	R	4
	H	7
	RBI	3
	BB	3
	SO	9
	LOB	10

PITCHER		IP	WLS	BF	H	R	ER	SO	BB	IBB	HBP	BLK	WP	HR	S	P	ERA	WHIP
34 Daniel McCutchen, R ERA: 4.5	(1, 1)	6.0		25	5	3	3	5	2	0	0	0	0	1	68	102	4.50	1.167
52 Joel Hanrahan, R ERA: 5.53	(7, 1)	2.0		7	0	0	0	4	1	0	0	0	1	0	20	32	0.00	0.500
43 Jesse Chavez, R ERA: 3.9	(9, 1)	0.2	L	5	2	1	1	0	0	0	0	0	1	0	7	14	13.50	3.000

PITCHER	IP	WLS	BF	H	R	ER	SO	BB	IBB	HBP	BLK	WP	HR	S	P	ERA	WHIP

Pittsburgh Pirates @ Cincinnati Reds

Great American Ball Park, Cincinnati, OH

Mon Aug 31 2009, 7:10 PM EDT

Att. 9,087 - Clear - 71 F

TOP

livebaseballscorecards.com

Batter	1	2	3	4	5	6	7	8	9	AB	R	H	RBI	BB	SO	LOB
22 Andrew McCutchen, R (1, 8) OBP: 0.355, SLG: 0.497	B FF 91 B FF 92 F FF 91 B FF 91 X FF 92 3-1 ① P2		B FF 90 C FF 91 B FF 91 C FF 91 F SI 92 F FF 92 B FF 92 X FF 92 3-2 ② G5-3			B FF 90 C FF 88 B CH 83 X FF 92 2-1 HR	T FF 94 C FF 94 S SL 83 0-3 ② K			4	1	1	1	0	1	0
24 Delwyn Young, S (1, 4) OBP: 0.341, SLG: 0.413	C FF 89 C FF 90 S FF 92 0-3 ② K		F FF 91 X FF 91 0-1 ③ G4-3			C SI 82 X SL 74 0-1 ① G6-3	F FF 94 S FC 90 C SL 84 0-3 ③ K			4	0	0	0	0	2	0
46 Garrett Jones, L (1, 9) OBP: 0.360, SLG: 0.602	C FF 92 B FF 91 B CH 83 F CH 84 X FF 91 2-2 2B			B CH 88 B CH 80 B CH 82 C FF 89 F FF 92 S SL 86 3-3 ① K		B SL 75 F SL 74 F FF 79 B SI 86 B CH 76 F SC 67 X SC 67 3-2 ② G1-3		C SL 82 B SL 82 S SL 82 B SL 84 S SL 82 2-3 ① K		4	0	1	0	0	2	0
41 Ryan Doumit, S (1, 2) OBP: 0.250, SLG: 0.395	C FF 92 F FF 91 S CH 84 0-3 ③ K			S CH 85 F FF 93 B FF 94 B CH 85 X CH 85 2-2 ② F7		X SI 84 0-0 51 2B 1B		C FF 85 B FF 93 F FF 92 X SL 81 1-2 ② F9		4	1	1	0	0	1	1
51 Steve Pearce, R (1, 3) OBP: 0.312, SLG: 0.416		C FF 89 B SL 83 B FF 91 C FF 90 F FF 89 C CH 83 2-3 ① K		F FF 93 S FF 93 B SL 87 B SL 86 F FF 93 F CH 84 X FF 93 2-2 ③ F8		C SI 84 B CH 75 S SC 66 F SC 64 B SI 84 X SC 67 2-2 44 1B 5 1B 1-H 2B		B SL 82 X FF 92 1-0 ③ L7		4	1	1	1	0	1	0
44 Brandon Moss, L (1, 7) OBP: 0.304, SLG: 0.370		B FF 92 S CH 84 F FF 92 B CH 86 B FF 93 F FF 93 B FF 93 4-2 BB			B CH 87 S CH 82 X CH 82 1-1 ① G5-3	C SL 76 X SL 75 0-1 5 1B 2-3 1B			S FF 92 S FF 93 S FF 93 0-3 ① K	3	0	1	0	1	1	0
5 Ronny Cedeno, R (1, 6) OBP: 0.256, SLG: 0.352		C FF 92 B SL 84 S SI 91 B FF 91 S SI 93 2-3 ② K			F FF 91 C SL 82 X FF 91 0-2 ② P4	B FF 81 F FF 80 F SC 67 F SI 85 F FF 80 D CH 76 X FF 80 2-2 1-2 3-H 1B			B SL 86 C FF 92 X SL 86 1-1 ② F9	4	0	1	1	0	1	1
5 Ramón Vázquez, L (1, 5) 54 Denny Bautista, R (6, 1) 43 Jesse Chavez, R (8, 1) 58 Steven Jackson, R (8, 1) 85 Lastings Milledge, R (9, PH) OBP: 0.331, SLG: 0.365		B FF 92 C FF 91 F FF 91 1 SAFE F SI 90 X FF 92 1-2 ③ P5			B FF 90 B FF 90 C FF 91 F FF 91 X CH 85 2-2 28 FC6-4 1B	X FF 94 0-0 ③ F8			C FF 92 B SL 86 B SL 86 X SL 86 2-1 1B	3 0 0 0 1	0 0 0 0 0	1 0 0 0 1	0 0 0 0 0	0 0 0 0 0	0 0 0 0 0	3 0 0 0 0
28 Paul Maholm, L (1, 1) OBP: 0.127, SLG: 0.154 15 Andy LaRoche, R (6, 5) OBP: 0.324, SLG: 0.367			C SL 88 X CH 88 0-1 ① G5-3		X CH 88 0-0 ③ FC6-4 1-2f		C FC 88 B SL 81 B FF 94 X FF 94 2-1 ① P5		B FF 93 X FF 93 1-0 ③ P5	2 2	0 0	0 0	0 0	0 0	0 0	1 1

Inning Stats	1	2	3	4	5	6	7	8	9
	R: 0 E: 0 K: 2 S: 11	R: 0 E: 0 K: 2 S: 14	R: 0 E: 0 K: 0 S: 9	R: 0 E: 0 K: 1 S: 11	R: 0 E: 0 K: 0 S: 9	R: 3 E: 0 K: 0 S: 21	R: 0 E: 0 K: 2 S: 8	R: 0 E: 0 K: 1 S: 7	R: 0 E: 0 K: 1 S: 8
	H: 1 LOB: 1 BB: 0 P: 16	H: 0 LOB: 1 BB: 1 P: 23	H: 0 LOB: 0 BB: 0 P: 12	H: 0 LOB: 0 BB: 0 P: 18	H: 1 LOB: 1 BB: 0 P: 12	H: 5 LOB: 2 BB: 0 P: 30	H: 0 LOB: 0 BB: 0 P: 10	H: 0 LOB: 0 BB: 0 P: 11	H: 1 LOB: 1 BB: 0 P: 12

AB	35
R	3
H	8
RBI	3
BB	1
SO	9
LOB	7

1B: 5	SF: 0	WP: 0	PA: 36
2B: 2	SAC: 0	PB: 0	
3B: 0	DP: 0	SB: 0	
HR: 1	HBP: 0	CS: 0	

PITCHER		IP	WLS	BF	H	R	ER	SO	BB	IBB	HBP	BLK	WP	HR	S	P	ERA	WHIP
47 Johnny Cueto, R ERA: 4.51	(1, 1)	5.0	W	19	3	1	1	5	1	0	0	0	0	1	56	85	1.80	0.800
52 Daniel Herrera, L ERA: 3.0	(6, 1)	0.2	H	6	4	2	2	0	0	0	0	0	0	0	18	25	27.00	6.000
40 Nick Masset, R ERA: 2.67	(6, 1)	1.1	H	4	0	0	0	2	0	0	0	0	0	0	9	11	0.00	0.000
53 Arthur Rhodes, L ERA: 2.6	(8, 1)	1.0	H	3	0	0	0	1	0	0	0	0	0	0	7	11	0.00	0.000
48 Francisco Cordero, R ERA: 2.32	(9, 1)	1.0	S	4	1	0	0	1	0	0	0	0	0	0	8	12	0.00	1.000

PITCHER		IP	WLS	BF	H	R	ER	SO	BB	IBB	HBP	BLK	WP	HR	S	P	ERA	WHIP

BOTTOM

Batter	1	2	3	4	5	6	7	8	9	AB	R	H	RBI	BB	SO	LOB
6 Drew Stubbs, R (1, 8) OBP: 0.281, SLG: 0.426	B SI 88 F SI 87 X CH 83 1-1 7 2B 1B	X SI 87 0-0 ① G6-3		C SI 87 B FF 89 F CH 81 B SI 87 X CU 73 2-2 ① L5		B FF 93 C FF 94 S FF 93 S FF 94 1-3 ① K		B FF 95 F CH 84 X FF 95 1-1 2-H HR		5	2	2	2	0	1	1
7 Paul Janish, R (1, 6) OBP: 0.310, SLG: 0.318	C SI 87 C CU 74 B FF 88 F CU 74 1 SAFE 1 SAFE B SI 89 F SI 89 F CU 75 3-2 B SI 89 X FF 89 19 G3 4 1B 1-H 2B	C SI 87 B SI 87 F CH 80 X SI 90 1-2 ② G5-3		C SI 88 C CH 82 F CH 83 B SI 90 F SL 84 X CH 83 1-2 19 G4-6-3 1B		F FF 93 B FF 94 B CU 81 1 SAFE F FF 93 1 SAFE 1 SAFE B FF 95 T FF 95 3-2 ②③ K 1-2		B FC 90 C FF 95 B FC 90 C FF 95 F FC 92 B FF 94 F FF 95 B FF 95 4-2 19 G1-6-3 BB		4	1	2	1	1	1	1
19 Joey Votto, L (1, 3) OBP: 0.390, SLG: 0.532	X CU 76 0-0 ① G3 2-3	F SI 88 B FF 88 F SL 84 F FF 91 X CU 73 1-2 ③ F7		C CU 74 F SI 89 F SL 81 X SI 89 0-2 ②③ G4-6-3 1-2f			B FF 94 S FF 93 B SI 91 S SI 94 C SI 94 2-3 ① K	B FF 90 F SI 89 1 SAFE 1 SAFE S CH 82 X CH 83 1-2 ②③ G1-6-3 1-2f		5	0	0	0	0	1	3
4 Brandon Phillips, R (1, 4) OBP: 0.324, SLG: 0.449	F FF 90 F FF 90 B FF 90 B CH 84 X SI 90 2-2 27 1B 31 2B 3-H 1B		F SI 88 X FF 88 0-1 HR		F CH 83 X 0-1 16 S 31 BB 1B		F SI 88 F FF 93 B CU 82 X CU 81 1-2 ② G6-3			4	2	3	2	0	0	0
27 Scott Rolen, R (1, 5) OBP: 0.370, SLG: 0.464	C SI 90 B CU 75 X CH 84 1-1 31 2B 1-2 1B		X SI 88 0-0 ① F9		B CU 74 F FF 89 F FF 89 B CH 82 X FF 89 2-2 ① F8		B FF 95 F FF 94 B FF 94 F FF 95 X CU 82 2-2 60 2B 1B			4	0	2	0	0	0	1
31 Jonny Gomes, R (1, 9) OBP: 0.354, SLG: 0.555 40 Nick Masset, R (6, 1) 60 Kevin Barker, L (7, PH) OBP: 0.417, SLG: 0.500 53 Arthur Rhodes, L (8, 1) 48 Francisco Cordero, R (9, 1)	B SI 89 B SI 89 F SI 90 B CH 83 X SI 89 3-1 1-3 2-H 2B		B SI 88 C CU 73 B SI 90 S CH 84 S CH 82 2-3 ② K		B CH 84 F CH 84 F CU 74 B CH 84 1 SAFE F CU 76 B FF 90 B CH 85 4-2 16 S 1-2 BB		X FF 94 0-0 1-3 2B			2 0 1 0 0	0 0 0 0 0	1 0 1 0 0	1 0 0 0 0	1 0 0 0 0	1 0 0 0 0	0 0 0 0 0
16 Darnell McDonald, R (1, 7) OBP: 0.293, SLG: 0.358	T CU 74 F CU 75 S CU 75 0-3 ② K		F SI 89 B SI 89 B CH 82 X SI 88 2-1 2B		B CH 85 C CH 84 D CU 74 F SI 90 F CU 76 B SI 88 F SL 84 S FF 89 3-3 ② K 1-2 2-3		C CU 82 B FF 93 D CH 84 B CU 81 C CU 81 F CU 81 S CU 82 3-3 ③ K2-3			4	0	1	0	0	3	6
37 Corky Miller, R (1, 2) OBP: 0.313, SLG: 0.255	C CU 75 C CU 75 D CU 75 D CU 77 B FF 91 D CU 78 4-2 BB		B SI 89 C CU 74 B CU 74 B SI 90 C SI 91 F CU 75 B FF 91 4-2 47 FC4-6 BB		X SI 90 0-0 ③ L7			B FF 95 S FF 95 B FF 95 S FF 95 F FF 96 S FF 94 2-3 ① K		2	0	0	0	2	1	2
47 Johnny Cueto, R (1, 1) OBP: 0.167, SLG: 0.103 52 Daniel Herrera, L (6, 1) 25 Wladimir Balentien, R (6, 9) OBP: 0.296, SLG: 0.356	C FF 90 C SI 89 D CU 77 B CU 74 B FF 90 F FF 89 S FF 90 3-3 ③ K		X FF 88 0-0 ③ FC4-6 1-2f			B SI 94 B FF 95 B FF 95 C FF 94 B FF 94 4-1 7 CS BB		B FF 96 B FC 90 X FF 96 2-0 6 HR 2B		2 0 1	0 0 1	0 0 1	0 0 1	0 0 0	1 0 1	5 0 0
Inning Stats	R: 3 E: 0 K: 2 S: 25 H: 5 LOB: 3 BB: 1 P: 42	R: 0 E: 0 K: 0 S: 8 H: 0 LOB: 0 BB: 0 P: 10	R: 1 E: 0 K: 1 S: 12 H: 2 LOB: 2 BB: 1 P: 20	R: 0 E: 0 K: 0 S: 12 H: 1 LOB: 0 BB: 0 P: 15	R: 0 E: 0 K: 1 S: 14 H: 1 LOB: 2 BB: 1 P: 23	R: 0 E: 0 K: 2 S: 7 H: 0 LOB: 1 BB: 1 P: 15	R: 0 E: 0 K: 2 S: 14 H: 2 LOB: 2 BB: 0 P: 22	R: 2 E: 0 K: 1 S: 14 H: 2 LOB: 0 BB: 1 P: 24		1B: 6 2B: 6 3B: 0 HR: 2	SF: 0 SAC: 0 DP: 3 HBP: 0			WP: 0 PB: 0 SB: 2 CS: 1	PA: 39	

PITCHER		IP	WLS	BF	H	R	ER	SO	BB	IBB	HBP	BLK	WP	HR	S	P	ERA	WHIP
28 Paul Maholm, L ERA: 4.67	(1, 1)	5.0	L	26	9	4	4	4	3	0	0	0	0	1	71	110	7.20	2.400
54 Denny Bautista, R ERA:	(6, 1)	2.0		8	2	0	0	4	1	0	0	0	0	0	21	37	0.00	1.500
43 Jesse Chavez, R ERA: 4.2	(8, 1)	0.1		4	2	2	2	1	1	0	0	0	0	1	11	20	54.00	9.000
58 Steven Jackson, R ERA: 4.02	(8, 1)	0.2		1	0	0	0	0	0	0	0	0	0	0	3	4	0.00	0.000

PITCHER	IP	WLS	BF	H	R	ER	SO	BB	IBB	HBP	BLK	WP	HR	S	P	ERA	WHIP

Pittsburgh Pirates @ Cincinnati Reds

Great American Ball Park, Cincinnati, OH

Mon Aug 31 2009, 7:10 PM EDT

Att. 9,087 - Clear - 71 F

livebaseballscorecards.com

AB	34
R	6
H	13
RBI	6
BB	5
SO	9
LOB	19

Batter	1	2	3	4	5	6	7	8	9	AB	R	H	RBI	BB	SO	LOB
22 Andrew McCutchen, R (1, 8) OBP: 0.362, SLG: 0.495	B FF 83 B SL 79 B CH 82 C FC 82 B FC 81 4-1 24 F7 BB		C C CU 71 B CH 81 F CH 80 B CU 71 B FC 85 B SI 85 4-2 46 HR BB	B CH 80 B CH 80 C FC 86 B FF 87 C FF 86 B CH 79 4-2 24 G1-4-6-3 1-2 2-3 3-H BB			B FF 89 B FF 89 C FF 86 B FC 88 C FF 88 F FF 89 F FF 88 S FC 90 3-3 ① K		B SL 78 B FF 89 B FF 88 B FF 87 4-0 46 G4-6-3 24 1B 1-2 BB	1	1	0	1	4	1	0
24 Delwyn Young, S (1, 4) OBP: 0.342, SLG: 0.413	1 SAFE B CH 82 C FC 82 X CH 78 1-1 ① ② F7 1-2		C CH 77 F FC 84 B FF 86 S CU 71 1-3 ② K	S CH 80 X FF 86 0-1 ② ③ G1-4-6-3 1-2f			B FF 90 X SL 78 1-0 46 BB 1B		C FF 88 T FF 88 B FF 88 F CH 80 B FC 87 X FF 88 2-2 46 G4-6-3 1-2 2-3 1B	5	0	2	0	0	1	5
46 Garrett Jones, L (1, 9) OBP: 0.365, SLG: 0.614	C FF 86 C CH 79 X CU 73 0-2 41 1B 1B		B CH 79 X FF 86 1-0 1-H HR		C CU 68 B FC 84 F CH 76 B CU 70 X FC 84 2-2 ① G3-1		B FC 87 B FF 88 F FF 87 C FF 89 B FF 88 B FF 89 4-2 1-2 BB		C CH 78 F FF 89 X CH 77 0-2 ① ② G4-6-3 1-2f 2-3 3-H	4	1	2	2	1	0	2
41 Ryan Doumit, S (1, 2) OBP: 0.249, SLG: 0.390	C FF 85 B CU 71 X FF 84 1-1 1-2 1B		B CU 70 C CU 69 B FF 85 C FF 86 F CU 70 X CH 80 2-2 ③ G6-3		B CH 79 S CU 69 B FF 84 X FF 84 2-1 ② G4-3		B FC 88 S CH 80 B SL 80 X FF 89 2-1 ② F9		F CH 78 B FF 88 B FF 88 X FC 88 2-1 ③ L8	5	0	1	0	0	0	3
51 Steve Pearce, R (1, 3) OBP: 0.302, SLG: 0.402	C FF 87 D FC 84 X FC 86 1-1 ③ F8			C FF 85 X CH 81 0-1 ① G6-3	B CU 70 F CH 80 C FF 86 X FC 83 1-2 ③ G6-3		C FF 91 B FF 90 X FF 90 1-1 ③ F9			4	0	0	0	0	0	4
85 Lastings Milledge, R (1, 7) OBP: 0.336, SLG: 0.369		C FC 83 F FF 86 B CH 80 F CH 81 B FC 84 F FF 86 F FF 85 B SL 76 F FF 84 3-2 ① X FC 82 P4		C SL 78 B FF 85 B CH 79 T CH 79 X FF 86 2-2 5 1B 15 BB 37 1B 1B		B CH 78 F FF 84 C CU 70 X FC 84 1-2 ① F9		C CH 76 B FF 90 S CH 77 X FF 91 1-2 15 G6-4-3 1B	4	1	2	0	0	0	0
15 Andy LaRoche, R (1, 5) OBP: 0.324, SLG: 0.364		C FC 84 X FF 86 0-1 ② F8		B CH 79 B FF 85 B SL 78 C FC 85 B FF 85 4-1 37 1B 5 1B 22 BB 1-2 BB		C CU 69 F CU 72 X FC 84 0-2 ② G4-3		C SL 77 B FF 89 X FF 86 1-1 ① ② G6-4-3 1-2f	3	1	0	0	1	0	1
5 Ronny Cedeno, R (1, 6) OBP: 0.260, SLG: 0.352		B FC 83 C SL 76 B FF 85 X FC 82 2-1 ③ F8		B FF 86 C SL 78 F FF 87 X FC 85 1-2 22 BB 37 1B 1-2 2-3 1B		B CU 72 B FC 81 B FC 84 C FC 83 B CH 82 4-1 BB		C FF 90 X CH 79 0-1 ③ G5-3	3	0	1	0	1	0	0
37 Charlie Morton, R (1, 1) OBP: 0.190, SLG: 0.190 18 Neil Walker, S (6, PH) 34 Chris Bootcheck, R (6, 1) 50 Virgil Vasquez, R (7, 1) 55 Matt Capps, R (8, 1) 36 Luis Alfonso Cruz, R (9, PH) OBP: 0.303, SLG: 0.214			C B FF 85 F FF 84 F SL 81 F FF 85 S CH 78 1-3 ① K	F FF 85 B CH 78 X FF 85 1-1 22 BB 1-2 2-3 3-H 1B		B CU 72 B FF 86 F FF 86 X CH 80 2-1 ③ G4-3			C FF 89 S SL 83 X FF 88 0-2 24 1B 22 BB 46 G4-6-3 1B	2 1 0 0 0 0 1	0 0 0 0 0 0 1	1 0 0 0 0 0 1	1 0 0 0 0 0 0	0 0 0 0 0 0 0	1 1 0 0 0 0 0	0 1 0 0 0 0 0
Inning Stats	R: 0 E: 0 K: 0 S: 10 H: 2 LOB: 2 BB: 1 P: 17	R: 0 E: 0 K: 0 S: 11 H: 0 LOB: 0 BB: 0 P: 16	R: 2 E: 0 K: 2 S: 16 H: 1 LOB: 0 BB: 1 P: 25	R: 2 E: 0 K: 0 S: 15 H: 3 LOB: 2 BB: 2 P: 27	R: 0 E: 0 K: 0 S: 8 H: 0 LOB: 0 BB: 0 P: 13	R: 0 E: 0 K: 0 S: 9 H: 0 LOB: 1 BB: 1 P: 16	R: 0 E: 0 K: 1 S: 12 H: 1 LOB: 2 BB: 1 P: 23	R: 0 E: 0 K: 0 S: 7 H: 1 LOB: 0 BB: 0 P: 9	R: 1 E: 0 K: 0 S: 12 H: 2 LOB: 1 BB: 1 P: 20	1B: 9 2B: 0 3B: 0 HR: 1 SF: 0 SAC: 0 DP: 3 HBP: 0						

PITCHER	IP	WLS	BF	H	R	ER	SO	BB	IBB	HBP	BLK	WP	HR	S	P	ERA	WHIP
62 Justin Lehr, R (1, 1) ERA: 4.43	6.0	W	27	6	4	4	2	5	0	0	0	0	1	69	114	6.00	1.833
33 Micah Owings, R (7, 1) ERA: 5.35	3.0	S	13	4	1	1	1	2	0	0	0	0	0	31	52	3.00	2.000

PITCHER	IP	WLS	BF	H	R	ER	SO	BB	IBB	HBP	BLK	WP	HR	S	P	ERA	WHIP

TOP

Pittsburgh Pirates @ Cincinnati Reds

Great American Ball Park, Cincinnati, OH

Tue Sep 01 2009, 7:10 PM EDT
Att. 10,304 - Clear - 74 F

livebaseballscorecards.com

AB	33
R	5
H	10
RBI	4
BB	7
SO	3
LOB	16

Batter	1	2	3	4	5	6	7	8	9	AB	R	H	RBI	BB	SO	LOB
6 Drew Stubbs, R (1, 8) OBP: 0.275, SLG: 0.409	B FF 91 F FF 91 X FF 92 1-1 ① G5-3	X 0-0 ① F9		L FF 91 B CU 76 B CU 77 X FF 87 2-1 ① P4		X FF 94 0-0 E1 7 2B 1-3 1B	F FF 91 C FF 92 B FF 92 F FF 90 B SL 88 B FF 92 X FF 92 3-2 ③ G6-3			5	1	1	0	0	0	0
7 Paul Janish, R (1, 6) OBP: 0.318, SLG: 0.325	B FF 92 B FF 92 B FF 92 B FF 91 4-0 4 2B 60 1B BB	B FF 91 C FF 91 B FF 87 F FF 93 X CU 76 2-2 ② P3		B CU 75 S FF 88 C FF 93 B CU 80 H FF 89 3-2 4 G5-4-3 HBP		F FF 94 X CU 83 0-1 4 G6-3 60 SF8 1-H 3-H 2B		C SL 82 X SL 83 0-1 ① G5-3		3	2	1	2	1	0	0
4 Brandon Phillips, R (1, 4) OBP: 0.327, SLG: 0.451	S SI 87 B FF 88 X FF 87 1-1 60 1B 31 1B 1-3 2B	B CH 79 F FF 91 B FF 87 B FF 88 B FF 92 4-1 60 1B BB		B CU 76 B FF 87 S SI 88 B CH 80 1 SAFE X FF 90 3-1 ② ③ G5-4-3 1-2f		B FF 96 S FF 94 C CU 84 X CU 84 1-2 ① G6-3 2-3		F SL 89 F FF 94 B FF 93 B FF 94 F FF 94 X FF 95 2-2 60 G4-1 1B		4	1	2	0	1	0	2
60 Kevin Barker, L (1, 3) OBP: 0.412, SLG: 0.500	B FF 92 F FF 88 X FF 93 1-1 31 1B 27 BB 30 1B 2-3 3-H 1B	X FF 86 0-0 ③ 1-3 1B			C CH 82 X CU 77 0-1 ① F8	B CU 83 F FF 93 S FF 94 B FF 95 X FF 95 2-2 ② SF8 3-H		F SI 93 B FF 94 X SI 92 1-1 ② G4-1 1-2		4	1	2	2	0	0	1
27 Scott Rolen, R (1, 5) OBP: 0.372, SLG: 0.463 23 Adam Rosales, R (8, PH) OBP: 0.288, SLG: 0.310 (9, 5)	B FF 90 B FF 88 B FF 88 B FF 91 4-0 31 1B 30 1B 1-2 BB	B FF 91 X FF 92 1-0 ① P6			X FF 92 0-0 31 FC6-4 1B	F FF 94 X FF 93 0-1 ③ F8		X SL 83 0-0 ③ F9		3 1	1 0	1 0	0 0	1 0	0 0	0 1
31 Jonny Gomes, R (1, 9) OBP: 0.361, SLG: 0.563	S CU 76 D CU 77 F CU 76 F CU 77 X FF 93 1-2 30 1B 1-2 2-3 3-H 1B	B CU 76 X FF 91 1-0 25 1B 30 G6-3 1B			F CU 76 D CU 77 X CU 75 1-1 ② FC6-4 25 S 30 1B 1-2f		C SL 86 F CU 75 B CU 75 B SL 88 B FF 91 X SL 86 3-2 25 HR 2B			4	3	3	1	0	0	1
25 Wladimir Balentien, R (1, 7) OBP: 0.303, SLG: 0.373	B FF 87 B FF 88 F FF 92 B CH 80 S FF 93 F FF 93 S FF 93 3-3 ② K	D CU 76 B FF 92 B FF 91 C FF 90 F FF 91 X FF 92 3-2 30 G6-3 1-3 1B			1 SAFE B FF 87 F CH 79 1 SAFE 1 SAFE S CH 80 B CU 77 B CH 80 F CH 80 4-2 D CH 80 30 1B 1-2 30 1B BB		S FF 88 F FF 90 X CU 75 0-2 2-H HR			3	1	2	2	1	1	3
30 Craig Tatum, R (1, 2) OBP: 0.246, SLG: 0.222	F FF 93 B FF 92 D FF 87 F FF 93 B CU 78 X FF 94 3-2 62 FC6 1-3 2-H 3-H 1B	B CU 77 X FF 93 1-0 ② G6-3 1-2 3-H			B CU 75 F FF 92 X FF 92 1-1 ③ 1-H 2-H 1B		F FF 91 F SL 87 B SI 92 T FF 92 1-2 ① K			4	0	2	4	0	1	1
62 Justin Lehr, R (1, 1) OBP: 0.188, SLG: 0.200 15 Drew Sutton, S (6, PH) OBP: 0.250, SLG: 0.277 33 Micah Owings, R (7, 1) OBP: 0.255, SLG: 0.509	F FF 92 S FF 88 X FF 86 0-2 ③ FC6 1-2f	B FF 93 X FF 93 1-0 ③ G1-3				B FF 94 B FF 94 B FF 93 B FF 92 4-0 6 E 6 1B 7 2B BB	F FF 92 B SL 87 S FF 90 B FF 90 C FF 91 2-3 ② K			2 0 1	0 1 0	0 0 0	0 0 0	0 1 0	0 0 1	3 0 0
Inning Stats	R: 4 E: 0 K: 1 S: 20 H: 4 LOB: 2 BB: 2 P: 38	R: 0 E: 0 K: 0 S: 6 H: 1 LOB: 2 BB: 1 P: 12	R: 1 E: 0 K: 0 S: 7 H: 2 LOB: 1 BB: 0 P: 14	R: 0 E: 0 K: 0 S: 6 H: 0 LOB: 0 BB: 0 P: 14	R: 1 E: 0 K: 0 S: 10 H: 2 LOB: 2 BB: 1 P: 16	R: 3 E: 1 K: 0 S: 11 H: 2 LOB: 0 BB: 1 P: 18	R: 2 E: 0 K: 2 S: 16 H: 2 LOB: 0 BB: 0 P: 25	R: 0 E: 0 K: 0 S: 9 H: 1 LOB: 1 BB: 0 P: 12		1B: 10 2B: 3 3B: 0 HR: 1	SF: 1 SAC: 0 DP: 1 HBP: 1			WP: 0 PB: 0 SB: 1 CS: 0	PA: 41	

PITCHER		IP	WLS	BF	H	R	ER	SO	BB	IBB	HBP	BLK	WP	HR	S	P	ERA	WHIP
37 Charlie Morton, R ERA: 5.43	(1, 1)	5.0	L	26	9	6	6	1	4	0	1	0	0	0	49	94	10.80	2.600
34 Chris Bootcheck, R ERA: 13.5	(6, 1)	1.0		6	2	3	3	0	1	0	0	0	0	0	11	18	27.00	3.000
50 Virgil Vasquez, R ERA: 6.43	(7, 1)	1.0		5	2	2	2	2	0	0	0	0	0	1	16	25	18.00	2.000
55 Matt Capps, R ERA: 6.09	(8, 1)	1.0		4	1	0	0	0	0	0	0	0	0	0	9	12	0.00	1.000

PITCHER	IP	WLS	BF	H	R	ER	SO	BB	IBB	HBP	BLK	WP	HR	S	P	ERA	WHIP

BOTTOM

Pittsburgh Pirates @ Cincinnati Reds

Great American Ball Park, Cincinnati, OH

Tue Sep 01 2009, 7:10 PM EDT

Att. 10,304 - Clear - 74 F

livebaseballscorecards.com

AB	34
R	11
H	14
RBI	11
BB	5
SO	3
LOB	12

Batter	1	2	3	4	5	6	7	8	9	AB	R	H	RBI	BB	SO	LOB
22 Andrew McCutchen, R (1, 8) OBP: 0.359, SLG: 0.489	C FF 93 F FF 94 X KC 78 0-2 G6-3		C FF 96 C SL 90 D KC 81 B KC 78 S FF 97 2-3 K		C KC 78 D FF 96 D KC 79 S FF 95 F FF 96 S KC 79 2-3 K		B FF 94 B FF 96 C FF 95 S KC 76 B KC 79 B FF 96 4-2 BB		B SL 90 B FF 97 B FF 97 C FF 97 F FF 97 C SL 90 3-3 K	4	0	0	0	1	3	3
18 Neil Walker, S (1, 5)	C FF 94 F FF 93 B FF 94 S CH 87 1-3 K		B FF 96 X FF 95 1-0 F7		B FF 97 F FF 97 C FF 90 X 1-2 G4-3		F FF 97 F FF 93 S FF 94 0-3 K			4	0	0	0	0	2	3
24 Delwyn Young, S (1, 4) OBP: 0.338, SLG: 0.407	B FF 95 C SI 94 F SI 94 B KC 78 B FF 95 F FF 95 X FF 94 3-2 G5-3			C FF 94 F KC 77 S FF 93 0-3 K		S CH 88 F FF 94 S FF 95 0-3 K	S FF 93 B FF 93 F FF 93 B FF 93 T FF 94 2-2 K			4	0	0	0	0	3	1
46 Garrett Jones, L (1, 3) OBP: 0.363, SLG: 0.621		B FF 93 X FF 92 1-0 HR		B FF 95 S CH 89 B CH 89 B FF 95 S FF 96 C KC 79 3-3 K		C CH 88 B KC 76 C KC 76 B CH 90 S 2-3 K		C SL 84 B SL 83 L SL 83 B FF 93 X SL 82 2-2 F9		4	1	1	1	0	2	0
85 Lastings Milledge, R (1, 7) OBP: 0.340, SLG: 0.376		B FF 94 X SL 87 1-0 F7		B FF 92 B FF 96 B FF 97 B FF 95 4-0 41 2B BB		C FF 97 F FF 97 F FF 96 F FF 91 F FF 97 B FF 98 X FF 97 1-2 41 2B 2B			B FF 96 S FC 91 B FC 92 F FF 95 B SL 82 S FF 93 3-3 K	3	1	1	0	1	1	0
41 Ryan Doumit, S (1, 2) OBP: 0.253, SLG: 0.402		F FF 94 B FF 95 S CH 89 F CH 88 C FF 95 1-3 K		D CH 89 F FF 95 1 SAFE F FF 95 X SL 87 1-2 1-H 2B		B FF 96 D SI 90 B CH 88 C FF 96 X FF 96 3-1 2-H 2B			C FF 92 S FF 97 B SL 85 B FF 92 F SI 96 F SL 84 S FF 97 2-3 K	4	0	2	1	0	2	0
44 Brandon Moss, L (1, 9) OBP: 0.307, SLG: 0.380		B FF 95 F FF 94 B FF 94 F FF 94 F FF 94 B FF 93 X FF 94 3-2 G3-1		X FF 92 0-0 HR	I I I IN 77 I IN 76 4-0 IBB				C FF 95 X CH 87 0-1 G3-1	3	1	1	1	1	0	0
5 Ronny Cedeno, R (1, 6) OBP: 0.256, SLG: 0.347			B FF 94 C FF 94 X FF 95 1-1 F8		C FF 94 B SL 87 F FF 94 F FF 94 X KC 78 1-2 G6-3	C SL 89 B FF 96 X KC 75 1-1 G2-3			B FF 95 C FF 94 S FF 94 T FF 95 1-2 K	4	0	0	0	0	1	2
57 Zach Duke, L (1, 1) OBP: 0.278, SLG: 0.265 5 Ramón Vázquez, L (7, PH) OBP: 0.347, SLG: 0.292 43 Jesse Chavez, R (7, 1) 52 Joel Hanrahan, R (8, 1) 15 Andy LaRoche, R (9, PH) OBP: 0.325, SLG: 0.366			C FF 95 F FF 93 X FF 95 0-2 1B		C FF 94 B FF 95 F FF 95 B KC 79 F KC 77 X FF 95 2-2 1B		X FF 93 0-0 F8		B SL 89 X SL 87 1-0 1B	2 1 0 0 1	0 0 0 0 0	2 0 0 0 1	0 0 0 0 0	0 0 0 0 0	0 0 0 0 0	0 0 0 0 0
Inning Stats	R: 0 E: 0 K: 1 S: 10 H: 0 LOB: 0 BB: 0 P: 14	R: 1 E: 0 K: 1 S: 10 H: 1 LOB: 0 BB: 0 P: 16	R: 0 E: 0 K: 1 S: 9 H: 1 LOB: 1 BB: 0 P: 13	R: 0 E: 0 K: 2 S: 9 H: 1 LOB: 2 BB: 1 P: 17	R: 1 E: 0 K: 1 S: 16 H: 2 LOB: 1 BB: 0 P: 22	R: 1 E: 0 K: 2 S: 16 H: 2 LOB: 2 BB: 1 P: 27	R: 0 E: 0 K: 2 S: 9 H: 0 LOB: 1 BB: 1 P: 15	R: 0 E: 0 K: 2 S: 11 H: 0 LOB: 0 BB: 0 P: 18	R: 0 E: 0 K: 2 S: 9 H: 1 LOB: 1 BB: 0 P: 14	1B: 3 2B: 3 3B: 0 HR: 2 SF: 0 SAC: 0 DP: 0 HBP: 0						

PITCHER	IP	WLS	BF	H	R	ER	SO	BB	IBB	HBP	BLK	WP	HR	S	P	ERA	WHIP
34 Homer Bailey, R (1, 1) ERA: 5.9	6.1	W	28	7	3	3	8	2	1	0	0	0	2	73	116	4.26	1.421
53 Arthur Rhodes, L (7, 1) ERA: 2.54	1.0	H	3	0	0	0	2	0	0	0	0	0	0	9	13	0.00	0.000
40 Nick Masset, R (8, 1) ERA: 2.64	0.2	H	2	0	0	0	2	0	0	0	0	0	0	8	13	0.00	0.000
48 Francisco Cordero, R (9, 1) ERA: 2.28	1.0	S	4	1	0	0	2	0	0	0	0	0	0	9	14	0.00	1.000

PITCHER	IP	WLS	BF	H	R	ER	SO	BB	IBB	HBP	BLK	WP	HR	S	P	ERA	WHIP

TOP

Pittsburgh Pirates @ Cincinnati Reds

Great American Ball Park, Cincinnati, OH

Wed Sep 02 2009, 12:35 PM EDT
Att. 11,541 - Partly Cloudy - 73 F

livebaseballscorecards.com

AB	34
R	3
H	8
RBI	3
BB	3
SO	14
LOB	9

WP: 0	PA: 37
PB: 0	
SB: 0	
CS: 0	

BOTTOM

Pittsburgh Pirates @ Cincinnati Reds
Great American Ball Park, Cincinnati, OH
Wed Sep 02 2009, 12:35 PM EDT
Att. 11,541 - Partly Cloudy - 73 F

livebaseballscorecards.com

Batter	1	2	3	4	5	6	7	8	9	AB	R	H	RBI	BB	SO	LOB
6 Drew Stubbs, R (1, 8) OBP: 0.301, SLG: 0.471	B SI 87 F SI 88 X CH 82 1-1 7 G4-6-3 1B		B CU 76 B SI 89 F SI 90 X SI 89 2-1 7 CS 1B			B SI 88 B CU 75 X SI 88 2-0 HR	B FC 92 B FF 96 X FC 93 2-0 ② G5-3			4	1	3	1	0	0	0
7 Paul Janish, R (1, 6) OBP: 0.311, SLG: 0.317	L SI 88 ① B SI 88 ② F SI 88 F FF 89 F SL 81 X SI 90 1-2 G4-6-3 1-2f		1 SAFE C FF 89 X SI 89 0-1 ②③ L8 1-2			B CU 72 C CU 73 B SI 88 X CH 81 2-1 E5 19 2B 4 G4-3	F FF 96 F FF 97 F FF 97 B CH 88 T FC 92 1-2 ③ K			4	1	0	0	0	1	2
19 Joey Votto, L (1, 3) OBP: 0.393, SLG: 0.534	S SI 89 B SL 84 B SL 84 B SI 90 B FF 89 4-1 4 BLK 4 1B BB			B FF 87 F CU 76 X SI 88 1-1 ① G3-1		S SL 81 X SL 80 0-1 4 G4-3 16 1B 1-3 2B		B SL 83 T FF 95 B FF 96 B SL 83 F FF 95 B FF 97 4-2 31 FC5 4 1B BB		2	2	1	0	2	0	0
4 Brandon Phillips, R (1, 4) OBP: 0.330, SLG: 0.460	C CU 77 B SI 89 F CU 78 X FF 90 1-2 ③ 1-H 1B			X SI 88 0-0 HR		C CU 75 F CU 74 X FF 89 0-2 ① G4-3 2-3 3-H		F SL 84 S SL 84 B SL 85 X SL 86 1-2 16 WP 31 FC5 1-2 1B		4	1	3	3	0	0	1
31 Jonny Gomes, R (1, 9) OBP: 0.355, SLG: 0.553 25 Wladimir Balentien, R (9, 9) OBP: 0.303, SLG: 0.373		B SI 89 X CU 75 1-0 ① F9		C CU 74 B FF 89 X SL 81 1-1 ② F7		X CH 81 0-0 ② G6-3		X SL 85 0-0 ① FC5 1-2 2-3f		4 0	0 0	0 0	0 0	0 0	0 0	3 0
16 Darnell McDonald, R (1, 7) OBP: 0.306, SLG: 0.368		B CU 74 F SI 88 B FF 89 X SI 89 2-1 23 FC6-4 1B		B SI 88 F CU 75 F FF 89 B CH 80 S CH 80 2-3 ③ K		F CH 81 B SI 88 X CH 81 1-1 37 FC5 23 1B 3-H 1B		S FF 97 F FF 97 2 SAFE B SL 86 S SL 87 1-3 ② K 2-3		4	0	2	1	0	2	2
23 Adam Rosales, R (1, 5) OBP: 0.288, SLG: 0.310 53 Arthur Rhodes, L (7, 1) 40 Nick Masset, R (8, 1) 60 Kevin Barker, L (8, PH) OBP: 0.389, SLG: 0.471 48 Francisco Cordero, R (9, 1)		B CU 75 B SI 88 X SI 89 2-0 ② FC6-4 1-2f			C CU 74 B FF 89 X CH 81 1-1 ① G6-3	1 SAFE B SI 88 D CH 81 B SI 88 C FF 89 X SI 89 3-1 37 FC5 1-2 1B		B FF 99 S SL 86 S SL 86 X SL 88 1-2 ③ P6		3 0 0 1 0	0 0 0 0 0	1 0 0 0 0	0 0 0 0 0	0 0 0 0 0	0 0 0 0 0	1 0 0 2 0
37 Corky Miller, R (1, 2) OBP: 0.299, SLG: 0.241		1 SAFE 1 SAFE B SI 90 C SI 90 D CU 76 S SI 87 S CU 75 2-3 ③ K			B FF 88 F CH 82 S CH 82 C FF 89 1-3 ② K	C SI 88 D CU 75 C CU 76 B SI 89 X CH 81 2-2 FC5 1-2 2-3f				3	0	0	0	0	2	3
34 Homer Bailey, R (1, 1) OBP: 0.080, SLG: 0.080 27 Scott Rolen, R (7, 5) OBP: 0.371, SLG: 0.462			B SI 87 B SI 88 C FF 86 F SI 88 C FF 89 2-3 ① K		B SI 90 F SI 89 B SI 90 X SI 89 2-1 ③ G6-3		B FF 95 C CH 88 F FF 95 X 1-2 ① G1-4-3			2 1	0 0	0 0	0 0	0 0	1 0	0 0
Inning Stats	R: 1 E: 0 K: 0 S: 11 H: 2 LOB: 1 BB: 1 P: 18	R: 0 E: 0 K: 1 S: 7 H: 1 LOB: 1 BB: 0 P: 14	R: 0 E: 0 K: 1 S: 7 H: 1 LOB: 0 BB: 0 P: 11	R: 1 E: 0 K: 1 S: 8 H: 1 LOB: 0 BB: 0 P: 12	R: 0 E: 0 K: 1 S: 7 H: 0 LOB: 0 BB: 0 P: 11	R: 3 E: 1 K: 0 S: 16 H: 4 LOB: 2 BB: 0 P: 26	R: 0 E: 0 K: 1 S: 8 H: 0 LOB: 0 BB: 0 P: 12	R: 0 E: 0 K: 1 S: 12 H: 1 LOB: 2 BB: 1 P: 19		1B: 7 2B: 1 3B: 0 HR: 2 SF: 0 SAC: 0 DP: 1 HBP: 0						

	AB	32
	R	5
	H	10
	RBI	5
	BB	2
	SO	6
	LOB	14

WP: 1 PA: 34
PB: 0
SB: 0
CS: 1

PITCHER		IP	WLS	BF	H	R	ER	SO	BB	IBB	HBP	BLK	WP	HR	S	P	ERA	WHIP
57 Zach Duke, L ERA: 3.71	(1, 1)	6.0	L	26	9	5	3	4	1	0	0	1	0	2	56	92	4.50	1.667
43 Jesse Chavez, R ERA: 4.13	(7, 1)	1.0		3	0	0	0	1	0	0	0	0	0	0	8	12	0.00	0.000
52 Joel Hanrahan, R ERA: 5.43	(8, 1)	1.0		5	1	0	0	1	1	0	0	0	1	0	12	19	0.00	2.000

PITCHER		IP	WLS	BF	H	R	ER	SO	BB	IBB	HBP	BLK	WP	HR	S	P	ERA	WHIP

Cincinnati Reds @ Atlanta Braves

Turner Field, Atlanta, GA

Fri Sep 04 2009, 7:30 PM EDT

Att. 24,219 - Clear - 80 F

livebaseballscorecards.com

Batter	1	2	3	4	5	6	7	8	9	AB	R	H	RBI	BB	SO	LOB
6 Drew Stubbs, R (1, 8) OBP: 0.295, SLG: 0.453	C SI 88 B SI 88 B SL 81 F SI 89 B SI 89 F SI 88 X SI 89 3-2 ① G5-3		C SL 82 X SL 81 0-1 ③ 7 G6-4-3 1B		B SL 82 C SI 88 C SI 89 F SI 89 X SI 88 1-2 ③ F9		F SI 88 F CH 84 S FC 87 0-3 ③ K		F FF 90 X FO 86 0-1 ③ L7	5	0	1	0	0	1	1
7 Paul Janish, R (1, 6) OBP: 0.304, SLG: 0.309	C SI 88 B SI 89 X SI 89 1-1 ② G6-3		1 SAFE X SI 88 0-0 ② ③ G6-4-3 1-2f			C SI 88 C SI 89 S SI 88 0-3 ① K		C SI 90 B SL 78 X SL 79 1-1 ① F7		4	0	0	0	0	1	1
19 Joey Votto, L (1, 3) OBP: 0.394, SLG: 0.531	B FC 87 B FC 86 C SI 90 X SI 89 2-1 ③ F7			B SL 80 B CH 84 X SI 88 2-0 ① G4-3		F SL 82 B FC 86 S FC 86 B CH 84 B SI 89 B SL 82 4-2 4 2B BB		B SL 80 F SI 92 B SI 91 B CH 80 B SI 92 4-1 27 E 4 1B BB		2	1	0	0	2	0	0
4 Brandon Phillips, R (1, 4) OBP: 0.333, SLG: 0.464		B SI 88 X SI 88 1-0 ① G5-3		B SI 88 B SI 88 F SI 89 B SI 88 B SI 89 4-1 27 S BB		B SL 82 F SI 88 B SI 89 B SL 81 X SI 88 3-1 1-H 27 1B 2B		X SL 78 0-0 27 E 1-2 1B		3	1	2	1	1	0	0
27 Scott Rolen, R (1, 5) OBP: 0.370, SLG: 0.460		F SI 88 B SI 88 F SI 89 B SI 90 F SI 89 X SI 89 2-2 ② G5-3		C SL 80 S SI 87 B SI 88 S SI 89 1-3 ② K 1-2		X SI 89 0-0 25 G5-3 31 1B 2-H 1B		B SL 79 B SI 92 X SI 91 2-0 E5 1-2 2-3		4	0	1	1	0	1	3
31 Jonny Gomes, R (1, 7) OBP: 0.357, SLG: 0.566 53 Arthur Rhodes, L (8, 1) 48 Francisco Cordero, R (9, 1)		C SI 89 B SI 90 F SI 89 F SI 90 F SI 90 X SI 89 1-2 HR		2 SAFE X SI 89 0-0 ③ G5-3		B SL 81 B SL 81 C SI 89 X SI 88 2-1 1-2 1B		C SI 91 B SL 80 S SL 79 S SL 81 1-3 ② K		4 0 0	1 0 0	2 0 0	1 0 0	0 0 0	1 0 0	4 0 0
25 Wladimir Balentien, R (1, 9) OBP: 0.306, SLG: 0.389		B SI 89 F SI 89 X SI 89 1-1 3B	C SI 87 B SL 82 B SI 87 X SI 88 2-1 37 SH1-3 2B		X SI 88 0-0 ② ③ G5-3 2-3f			X SL 80 0-0 ③ P4		4	0	2	0	0	0	5
37 Corky Miller, R (1, 2) OBP: 0.286, SLG: 0.230		C SL 82 C SI 89 X SL 82 0-2 ③ G4-3	X SI 88 0-0 ① SH1-3 2-3				F SL 80 B SI 88 B SI 89 F SI 88 X SL 83 2-2 ① G4-3		F FO 86 F CU 66 B CU 66 F FO 82 B FF 89 F CU 69 S FF 89 2-3 ① K	3	0	0	0	0	1	1
61 Bronson Arroyo, R (1, 1) OBP: 0.118, SLG: 0.176 16 Darnell McDonald, R (8, 7) OBP: 0.302, SLG: 0.362			C SI 88 C SI 88 B SI 88 S SL 82 1-3 ① K	X SI 88 0-0 ② P4			C SI 89 M SI 88 F SI 89 C SL 82 0-3 ② K		F FF 89 C FF 89 F FO 84 B CU 68 F SI 90 F FO 84 F FC 86 X CU 69 1-2 ② F7	3 1	0 0	0 0	0 0	0 0	2 0	1 0
Inning Stats	R: 0 E: 0 K: 0 S: 8 H: 0 LOB: 0 BB: 0 P: 14	R: 1 E: 0 K: 0 S: 15 H: 2 LOB: 1 BB: 0 P: 20	R: 0 E: 0 K: 1 S: 6 H: 1 LOB: 0 BB: 0 P: 7	R: 0 E: 0 K: 1 S: 6 H: 0 LOB: 1 BB: 1 P: 13	R: 0 E: 0 K: 0 S: 8 H: 1 LOB: 1 BB: 0 P: 11	R: 2 E: 0 K: 1 S: 11 H: 3 LOB: 1 BB: 1 P: 20	R: 0 E: 0 K: 2 S: 10 H: 0 LOB: 0 BB: 0 P: 12	R: 0 E: 1 K: 1 S: 9 H: 1 LOB: 3 BB: 1 P: 17	R: 0 E: 0 K: 1 S: 14 H: 0 LOB: 0 BB: 0 P: 17	1B: 4 2B: 2 3B: 1 HR: 1 SF: 0 SAC: 1 DP: 2 HBP: 0						

TOP	
AB	33
R	3
H	8
RBI	3
BB	3
SO	7
LOB	16

		WP: 0	PA: 37
		PB: 0	
		SB: 1	
		CS: 0	

PITCHER		IP	WLS	BF	H	R	ER	SO	BB	IBB	HBP	BLK	WP	HR	S	P	ERA	WHIP
32 Derek Lowe, R ERA: 4.36	(1, 1)	7.0	L	28	7	3	3	5	2	0	0	0	0	1	64	97	3.86	1.286
58 Peter Moylan, R ERA: 3.0	(8, 1)	1.0		6	1	0	0	1	1	0	0	0	0	0	9	17	0.00	2.000
11 Kenshin Kawakami, R ERA: 3.95	(9, 1)	1.0		3	0	0	0	1	0	0	0	0	0	0	14	17	0.00	0.000

PITCHER		IP	WLS	BF	H	R	ER	SO	BB	IBB	HBP	BLK	WP	HR	S	P	ERA	WHIP

Cincinnati Reds @ Atlanta Braves

Turner Field, Atlanta, GA

Fri Sep 04 2009, 7:30 PM EDT

Att. 24,219 - Clear - 80 F

BOTTOM

Batter	1	2	3	4	5	6	7	8	9	AB	R	H	RBI	BB	SO	LOB
23 Matt Diaz, R (1, 9) (5, 7) OBP: 0.399, SLG: 0.508	X CH 77 0-0 10 BB 14 1B 16 G5-2-3 1B	X CU 67 0-0 ① F9	C SI 88 S SI 89 F SI 88 X SL 74 0-2 1-2 1B	B SI 90 C SL 74 B SI 90 B SI 90 C CH 78 B SI 90 4-2 14 PB BB					3	0	2	0	1	0	0
14 Martín Prado, R (1, 4) OBP: 0.351, SLG: 0.448	X CH 78 0-0 16 G5-2-3 10 BB 1-2 1B	C FF 90 C SI 89 B SL 77 B SI 90 B SI 90 X CU 71 3-2 ② G5-3	B SL 74 2 SAFE 1 SAFE X SI 87 1-0 ① ② F9 2-3	C SL 74 F SL 76 B SL 75 B FF 89 B SI 90 X CU 69 3-2 ③ F9 1-2					4	0	1	0	0	0	3
10 Chipper Jones, S (1, 5) OBP: 0.397, SLG: 0.450	C SI 87 B CH 82 B SI 88 S SI 88 F SI 89 B SI 89 B SI 83 4-2 16 G5-2-3 1-2 2-3 BB	C SI 89 F SF 90 X SI 84 0-2 ③ G4-3	B CH 80 C SL 72 1 SAFE F SI 88 1 SAFE B SI 88 X SL 75 2-2 ③ G1-3					B FF 91 X FF 91 1-0 ① G6-3		3	0	0	0	1	0	1
16 Brian McCann, L (1, 2) OBP: 0.345, SLG: 0.495	C SI 88 B SI 88 X SI 88 1-1 ① ② G5-2-3 1-2 2-3 3-Hf	C CU 71 X SL 73 0-1 ① F9	C CH 81 B SI 83 B SI 88 X SI 88 2-1 ① L5					C SL 82 S SL 83 X SL 80 0-2 ② P4		4	0	0	0	0	0	3
22 Adam LaRoche, L (1, 3) OBP: 0.351, SLG: 0.481	B CU 69 X CH 78 1-0 ③ F7		B SI 88 F SI 88 C SL 73 X SI 85 1-2 E3 25 1B	C SL 72 C SL 74 B SI 85 B FF 90 B SI 84 X CH 77 3-2 ② G4-3				X SL 80 0-0 ③ B1-3		4	0	0	0	0	0	2
19 Yunel Escobar, R (1, 6) OBP: 0.374, SLG: 0.454 24 Nate McLouth, L (5, 8) OBP: 0.349, SLG: 0.449		C CH 78 B SI 89 B SI 88 B SL 74 C CU 70 B SL 74 4-2 BB	B SI 88 C SI 88 B SI 89 F SI 89 X SI 89 2-2 ② G1-3	X CH 82 0-0 HR				B FF 94 C FF 93 C CH 85 B FF 94 F CH 86 F FF 95 B SL 89 B FF 95 4-2 25 G6-4-3 BB		1 1	0 1	0 1	0 1	1 1	0 0	1 0
25 Ryan Church, L (1, 8) (5, 9) OBP: 0.345, SLG: 0.397		C SI 88 B CH 82 X SI 84 1-1 ① F8	F SI 88 X SI 88 0-1 4 FC6 1-2 1B	L CU 70 X SL 74 0-1 ③ P3				F FF 95 S FF 95 B FF 94 B FF 95 X FF 96 2-2 ① ② G6-4-3 1-2f		4	0	1	0	0	0	2
4 Omar Infante, R (1, 7) (5, 6) OBP: 0.369, SLG: 0.392		C SL 73 C CU 68 S SI 87 0-3 ② K	X SI 89 0-0 ③ FC6 1-2f				C CH 74 F FF 91 S SL 78 0-3 ① K		X SL 87 0-0 ③ G3	4	0	0	0	0	2	3
32 Derek Lowe, R (1, 1) OBP: 0.265, SLG: 0.200 2 Kelly Johnson, L (7, PH) OBP: 0.295, SLG: 0.381 58 Peter Moylan, R (8, 1) 11 Kenshin Kawakami, R (9, 1) OBP: 0.167, SLG: 0.103		B CH 78 F SI 88 C SI 88 S SI 86 1-3 ③ K	B CU 70 X CU 69 1-0 14 F9 23 1B 1B				B SI 91 F CH 80 C CH 83 S SI 87 1-3 ② K			2 1 0 0	0 0 0 0	1 0 0 0	0 0 0 0	0 0 0 0	1 1 0 0	1 0 0 0
Inning Stats	R: 0 E: 0 K: 0 S: 8 H: 2 LOB: 2 BB: 1 P: 14	R: 0 E: 0 K: 2 S: 10 H: 0 LOB: 1 BB: 1 P: 16	R: 0 E: 0 K: 0 S: 7 H: 0 LOB: 0 BB: 0 P: 10	R: 0 E: 1 K: 0 S: 11 H: 1 LOB: 2 BB: 0 P: 14	R: 0 E: 0 K: 0 S: 9 H: 2 LOB: 1 BB: 0 P: 13	R: 1 E: 0 K: 0 S: 8 H: 1 LOB: 0 BB: 0 P: 13	R: 0 E: 0 K: 2 S: 11 H: 0 LOB: 1 BB: 1 P: 19	R: 0 E: 0 K: 0 S: 5 H: 0 LOB: 0 BB: 0 P: 6	R: 0 E: 0 K: 0 S: 8 H: 0 LOB: 0 BB: 1 P: 14	1B: 5 2B: 0 3B: 0 HR: 1 SF: 0 SAC: 0 DP: 2 HBP: 0						

livebaseballscorecards.com

AB	31
R	1
H	6
RBI	1
BB	4
SO	4
LOB	16

PITCHER		IP	WLS	BF	H	R	ER	SO	BB	IBB	HBP	BLK	WP	HR	S	P	ERA	WHIP
61 Bronson Arroyo, R ERA: 4.23	(1, 1)	7.0	W	29	6	1	1	4	3	0	0	0	0	1	64	99	1.29	1.286
53 Arthur Rhodes, L ERA: 2.49	(8, 1)	1.0	H	3	0	0	0	0	0	0	0	0	0	0	5	6	0.00	0.000
48 Francisco Cordero, R ERA: 2.24	(9, 1)	1.0	S	3	0	0	0	0	1	0	0	0	0	0	8	14	0.00	1.000

PITCHER	IP	WLS	BF	H	R	ER	SO	BB	IBB	HBP	BLK	WP	HR	S	P	ERA	WHIP

Cincinnati Reds @ Atlanta Braves

Turner Field, Atlanta, GA

Sat Sep 05 2009, 7:00 PM EDT

Att. 29,078 - Cloudy - 79 F

TOP

livebaseballscorecards.com

Batter	1	2	3	4	5	6	7	8	9	AB	R	H	RBI	BB	SO	LOB
6 Drew Stubbs, R (1, 8) OBP: 0.280, SLG: 0.430	F FF 91 C FF 90 S FF 94 0-3 ① **K**		S FF 94 B CH 84 B CH 84 F FF 93 S SL 82 2-3 ③ **K**			C SI 92 B SI 90 B CH 83 X CH 83 2-1 ① **F7**	C FF 92 X SI 91 0-1 ③ **G5-3**			4	0	0	0	0	2	1
7 Paul Janish, R (1, 6) OBP: 0.303, SLG: 0.304	C FF 91 C SL 80 F FF 94 X SL 80 0-2 ② **P2**			S FF 93 F FF 92 B FF 95 F FF 94 B SL 83 S CH 85 2-3 ① **K**		C FF 94 F FF 91 B FF 91 B SL 84 B SI 94 B FF 93 4-2 **19 HR** **BB**		C FF 89 B FF 90 X SL 76 1-1 ① **F8**		3	1	0	0	1	1	0
19 Joey Votto, L (1, 3) OBP: 0.395, SLG: 0.538	X CH 82 0-0 ③ **G4-3**			X FF 90 0-0 ② **G4-3**		X CH 84 0-0 **1-H** **HR**		F FF 90 B SL 81 B SL 80 B SL 81 B FF 91 4-1 **4 G4-6-3** **BB**		3	1	1	2	1	0	0
4 Brandon Phillips, R (1, 4) OBP: 0.333, SLG: 0.464		X FF 90 0-0 ① **G5-3**		B FF 94 X CH 83 1-0 ③ **F9**		B FF 94 X CH 84 1-0 **27 1B** **2B**		1 SAFE B FF 90 X FF 90 1-0 ② ③ **G4-6-3** **1-2f**		4	1	1	0	0	0	1
27 Scott Rolen, R (1, 5) OBP: 0.369, SLG: 0.458		C FF 91 F FF 90 B SI 91 X CH 82 1-2 ② **G6-3**			S CH 82 B CH 83 F FF 93 X SL 82 1-2 ① **G2-3**	S FF 93 B FF 92 C SL 82 F FF 94 2 SAFE X SL 82 1-2 **2-H** **1B**			B FF 91 C SL 86 B SL 78 F FF 93 X FC 90 2-2 ① **G6-3**	4	0	1	1	0	0	0
25 Wladimir Balentien, R (1, 9) OBP: 0.301, SLG: 0.382		S FF 94 C FF 94 X SL 80 0-2 ③ **G4-3**			B SL 81 X SL 82 1-0 ② **G1-3**	X CH 84 0-0 ② **P4**			C FF 92 S SL 80 X FF 92 0-2 ② **G6-3**	4	0	0	0	0	0	1
15 Drew Sutton, S (1, 7) OBP: 0.255, SLG: 0.265 16 Darnell McDonald, R (7, 7) OBP: 0.297, SLG: 0.356			B CH 80 B SI 87 X FF 89 2-0 ① **G3-1**		F SI 90 B SI 90 B CH 84 S CH 84 B FF 93 F FF 92 B CH 83 4-2 **30 BB** **BB**	1 SAFE B B FF 91 S CH 83 X FF 91 2-1 ③ **F7**			B F SL 80 B FF 94 F FC 88 X SL 80 2-2 ③ **F9**	2 1	0 0	0 0	0 0	1 0	0 0	1 0
30 Craig Tatum, R (1, 2) OBP: 0.266, SLG: 0.232			X FF 90 0-0 **38 SH3-4** **1B**		1 SAFE B SL 84 1 SAFE F SL 84 S SI 94 1 SAFE F CH 83 P PO 85 B CH 84 4-2 B SL 82 **38 FC3-6** **1-2** **BB**		B SL 80 F CH 82 X FF 91 1-1 ① **G6-3**			2	0	1	0	1	0	0
38 Kip Wells, R (1, 1) OBP: 0.143, SLG: 0.143 60 Kevin Barker, L (7, PH) OBP: 0.368, SLG: 0.444 40 Nick Masset, R (7, 1) 53 Arthur Rhodes, L (8, 1) 48 Francisco Cordero, R (9, 1)			B FF 91 X FF 92 1-0 ② **SH3-4** **1-2**		S SI 93 X FF 93 0-1 ③ **FC3-6** **1-2f**		C FF 91 B CH 83 F CH 82 F FF 92 S FF 92 1-3 ② **K**			1 1 0 0 0	0 0 0 0 0	0 0 0 0 0	0 0 0 0 0	0 1 0 0 0	0 0 0 0 0	2 0 0 0 0
Inning Stats	R: 0 E: 0 K: 1 S: 8 H: 0 LOB: 0 BB: 0 P: 8	R: 0 E: 0 K: 0 S: 7 H: 0 LOB: 0 BB: 0 P: 8	R: 0 E: 0 K: 1 S: 6 H: 1 LOB: 1 BB: 0 P: 11	R: 0 E: 0 K: 1 S: 6 H: 0 LOB: 0 BB: 0 P: 9	R: 0 E: 0 K: 0 S: 13 H: 0 LOB: 2 BB: 2 P: 22	R: 3 E: 0 K: 0 S: 13 H: 3 LOB: 1 BB: 1 P: 23	R: 0 E: 0 K: 1 S: 8 H: 0 LOB: 0 BB: 0 P: 10	R: 0 E: 0 K: 0 S: 4 H: 0 LOB: 0 BB: 1 P: 10	R: 0 E: 0 K: 0 S: 9 H: 0 LOB: 0 BB: 0 P: 13	1B: 2 2B: 1 3B: 0 HR: 1	SF: 0 SAC: 1 DP: 1 HBP: 0			WP: 0 PB: 0 SB: 0 CS: 0	PA: 34	

	AB	29
	R	3
	H	4
	RBI	3
	BB	4
	SO	4
	LOB	6

PITCHER		IP	WLS	BF	H	R	ER	SO	BB	IBB	HBP	BLK	WP	HR	S	P	ERA	WHIP
49 Jair Jurrjens, R ERA: 2.93	(1, 1)	7.0	L	28	4	3	3	4	3	0	0	0	0	1	61	91	3.86	1.000
51 Michael Gonzalez, L ERA: 2.39	(8, 1)	1.0		3	0	0	0	0	1	0	0	0	0	0	4	10	0.00	1.000
Rafael Soriano, R ERA: 2.47	(9, 1)	1.0		3	0	0	0	0	0	0	0	0	0	0	9	13	0.00	0.000

PITCHER		IP	WLS	BF	H	R	ER	SO	BB	IBB	HBP	BLK	WP	HR	S	P	ERA	WHIP

Batter	1	2	3	4	5	6	7	8	9	AB	R	H	RBI	BB	SO	LOB
24 Nate McLouth, L (1, 8) OBP: 0.350, SLG: 0.449	F FF 90 B SI 92 B SI 93 B SI 92 B SI 91 4-1 14 CS BB		X SI 90 0-0 ① SH1-3 1-2		C SI 89 B CU 76 C CH 88 C SI 90 1-3 ② K		B FS 90 S FS 88 X FF 95 1-1 3-H 1B		F FF 96 S SL 89 C SL 89 0-3 ③ K	3	0	1	1	1	2	4
14 Martín Prado, R (1, 4) OBP: 0.350, SLG: 0.444	B SI 91 B FF 91 C FF 92 B SI 92 B FF 92 4-1 ① 1-2 BB		B SL 81 S SI 89 X FF 90 1-1 ② F7		B CU 80 X FF 87 1-0 ③ L7		B FC 91 S FC 92 F FF 95 F SL 81 S FC 91 1-3 ③ K			3	0	0	0	1	1	4
10 Chipper Jones, S (1, 5) OBP: 0.394, SLG: 0.446	B SI 93 S CH 85 F SI 92 B FF 93 X SI 94 2-2 ② F7		B SI 92 X SI 91 1-0 ③ G6-3			B CH 83 B SI 90 C SI 88 F SI 91 X SI 92 2-2 ① G6-3		B SL 79 F FF 90 F FF 90 B SL 79 S SL 79 2-3 ① K		4	0	0	0	0	1	2
16 Brian McCann, L (1, 2) OBP: 0.342, SLG: 0.490	C SI 94 B SI 94 B CH 87 F SI 93 B SI 92 X SI 94 3-2 ③ G3			C CH 84 S SI 92 S SI 93 0-3 ① K		B SI 92 F SI 92 F FF 90 B FF 91 F SI 90 X FF 90 2-2 ② P4		C FF 91 X SL 81 0-1 ② G3		4	0	0	0	0	1	1
18 Garret Anderson, L (1, 7) OBP: 0.321, SLG: 0.431 Rafael Soriano, R (9, 1)		B SI 91 C SI 91 T CH 86 F SI 94 F SI 93 B FF 92 F CH 86 X CH 87 2-2 22 FC5-4 1B		C SI 92 F CU 81 F SI 93 B SL 82 C SI 92 1-3 ② K		B CU 76 F SI 90 F SI 91 B SL 84 H FF 90 3-2 HBP		B SL 81 C SL 79 X SL 81 1-1 ③ G4-3		3 0	0 0	1 0	0 0	0 0	1 0	0 0
23 Matt Diaz, R (1, 9) OBP: 0.395, SLG: 0.502 (9, 7)		C FF 91 B SL 83 X SI 92 1-1 ① P6		B SL 83 B FF 90 F SI 91 F SI 92 S CH 85 2-3 ③ K		B FF 88 B SI 90 X FF 89 2-0 ③ P4			C FF 94 F SL 87 X SL 87 0-2 ① F8	4	0	0	0	0	1	2
22 Adam LaRoche, L (1, 3) OBP: 0.350, SLG: 0.481		B CU 76 B SI 92 X SI 91 2-0 ② FC5-4 1-2f			B SI 89 X CH 83 1-0 E3 4 FC6-4		B FF 96 S FF 94 B FS 88 C FF 95 X FS 89 2-2 ① F9		F FF 93 X CH 86 0-1 2B	4	0	1	0	0	0	1
4 Omar Infante, R (1, 6) OBP: 0.366, SLG: 0.395		C FF 89 B SI 91 B FF 90 X FF 90 2-1 ③ P4			1 SAFE B CH 88 X CH 88 1-0 ① FC6-4 49 BB 1-2f		B FF 95 C SI 95 B FC 91 X FF 96 2-1 7 F8 24 1B 2B		C SL 88 X SL 88 0-1 ② F9	4	1	1	0	0	0	3
49 Jair Jurrjens, R (1, 1) OBP: 0.227, SLG: 0.148 7 Brooks Conrad, S (7, PH) OBP: 0.351, SLG: 0.647 51 Michael Gonzalez, R (8, 1) 30 Reid Gorecki, R (9, 9) OBP: 0.250, SLG: 0.227 20 Greg Norton, S (9, PH) OBP: 0.330, SLG: 0.174 2 Kelly Johnson, L (9, PR) OBP: 0.295, SLG: 0.381			B FF 89 B FF 89 B FF 89 C FF 89 C SI 90 B FF 89 4-2 24 SH1-3 BB		B SI 89 B CH 86 B FF 88 B CH 86 4-0 1-2 BB		B FS 90 B FF 95 C FF 95 X FF 95 2-1 ② F8 2-3		B FF 95 C FF 96 B FF 96 S CH 88 B CH 86 F FF 96 B CH 88 4-2 BB	0 1 0 0 0 0 0	0 0 0 0 0 0 0	0 0 0 0 0 1 0	0 0 0 0 0 0 0	2 0 0 0 0 0 0	0 0 0 0 0 0 0	0 1 0 0 0 0 0
Inning Stats	R: 0 E: 0 K: 0 S: 8 H: 0 LOB: 1 BB: 2 P: 21	R: 0 E: 0 K: 0 S: 11 H: 1 LOB: 1 BB: 0 P: 18	R: 0 E: 0 K: 0 S: 6 H: 0 LOB: 1 BB: 1 P: 12	R: 0 E: 0 K: 3 S: 10 H: 0 LOB: 0 BB: 0 P: 13	R: 0 E: 1 K: 1 S: 6 H: 0 LOB: 2 BB: 1 P: 14	R: 0 E: 0 K: 0 S: 10 H: 0 LOB: 1 BB: 0 P: 19	R: 1 E: 0 K: 1 S: 13 H: 2 LOB: 1 BB: 0 P: 21	R: 0 E: 0 K: 1 S: 7 H: 0 LOB: 0 BB: 0 P: 10	R: 0 E: 0 K: 1 S: 13 H: 1 LOB: 2 BB: 1 P: 17	1B: 2 2B: 2 3B: 0 HR: 0 SF: 0 SAC: 1 DP: 0 HBP: 1						

PITCHER		IP	WLS	BF	H	R	ER	SO	BB	IBB	HBP	BLK	WP	HR	S	P	ERA	WHIP
38 Kip Wells, R ERA: 4.85	(1, 1)	6.0	W	24	1	0	0	4	4	0	1	0	0	0	51	97	0.00	0.833
40 Nick Masset, R ERA: 2.74	(7, 1)	1.0	H	5	2	1	1	1	0	0	0	0	0	0	13	21	9.00	2.000
53 Arthur Rhodes, L ERA: 2.44	(8, 1)	1.0	H	3	0	0	0	1	0	0	0	0	0	0	7	10	0.00	0.000
48 Francisco Cordero, R ERA: 2.2	(9, 1)	1.0	S	5	1	0	0	1	1	0	0	0	0	0	13	17	0.00	2.000

PITCHER		IP	WLS	BF	H	R	ER	SO	BB	IBB	HBP	BLK	WP	HR	S	P	ERA	WHIP

BOTTOM

Cincinnati Reds @ Atlanta Braves

Turner Field, Atlanta, GA

Sat Sep 05 2009, 7:00 PM EDT
Att. 29,078 - Cloudy - 79 F

livebaseballscorecards.com

AB	30
R	1
H	4
RBI	1
BB	5
SO	7
LOB	18

WP: 0 PA: 37
PB: 0
SB: 0
CS: 1

Batter	1	2	3	4	5	6	7	8	9	10	11	12	AB	R	H	RBI	BB	SO	LOB
6 Drew Stubbs, R (1, 8) OBP: 0.299, SLG: 0.500	C FF 91 B SI 91 F SI 91 X FC 86 1-2 G6-3 ①		L SI 91 T SI 92 X SI 92 0-2 4 CS 16 1B 1-2 1B		B FC 85 X SI 90 1-0 G5-3 ③			B FF 92 F SL 79 X FF 92 1-1 HR			B FF 89 X FF 91 1-0 16 F8-2 3B		5	1	3	1	0	0	0
16 Darnell McDonald, R (1, 9) OBP: 0.290, SLG: 0.344 (10, 7)	C FF 90 S FC 87 B FC 87 F CU 74 X SI 92 1-2 G4-3 ②		S FC 87 S FC 88 X FC 87 0-2 4 CS 1-2 2-H 1B			B SI 89 S FC 85 B FC 85 C SI 90 S FC 86 2-3 K ①		C SL 77 B SL 77 F SL 79 B SL 82 B FF 93 S SL 84 3-3 K ③			X FF 91 0-0 F8-2 ② ③ 3-H		5	0	1	1	0	2	1
19 Joey Votto, L (1, 3) OBP: 0.393, SLG: 0.532	B FS 82 B FC 88 X SI 90 2-0 F7 ③		B FC 88 F SI 91 S FS 83 B FC 88 S SI 91 2-3 K ①			T SI 91 F SI 90 S FS 82 0-3 K ②			B SI 91 F SL 80 S SL 82 S FF 94 1-3 K ①			C SI 85 B SI 84 B CU 70 B FO 82 B FF 90 4-1 27 1B 33 HBP BB	4	1	0	0	1	3	2
4 Brandon Phillips, R (1, 4) OBP: 0.330, SLG: 0.459		C CU 73 F SI 90 X FS 80 0-2 G6-3 ①	S FC 88 B SI 92 B FC 88 S FC 87 X SI 92 2-2 G4-3 ② ③ 1-2 2-3			B CU 75 C CU 73 B FC 86 S CU 74 X SI 91 2-2 G1-3 ③			X FC 89 0-0 B2-3 ②			C CU 70 F FF 91 B FF 89 D CU 69 1 SAFE 1 SAFE X FO 85 2-2 F8 ①	5	0	0	0	0	0	3
27 Scott Rolen, R (1, 5) OBP: 0.367, SLG: 0.455		C FF 90 B SI 90 B SI 90 B SI 90 X SI 90 3-1 G5-3 ②		X SI 88 0-0 G5-3 ①			C FC 81 C SI 88 S FS 79 0-3 K ①		B FF 92 S FF 92 C FF 95 X SI 94 1-2 F8 ③			X SI 92 0-0 33 HBP 25 BB 37 SF8 1-3 1B	5	1	1	0	0	1	0
31 Jonny Gomes, R (1, 7) OBP: 0.356, SLG: 0.560 25 Wladimir Balentien, R (10, 9) OBP: 0.304, SLG: 0.382		C SI 90 B FC 86 B CU 75 X CU 74 2-1 23 BB 1B		S CU 74 F FS 77 F FC 85 F FC 86 C FC 85 0-3 K ②			X FC 84 0-0 L4 ②			C SI 90 B SL 79 S SL 78 C SI 91 1-3 K ①		B CU 72 S FF 88 D CU 70 S FF 90 B CU 68 F CU 69 F FF 91 B FF 88 4-2 37 SF8 33 HBP 1-2 BB	4 0	0 0	1 0	0 0	0 1	2 0	0 0
23 Adam Rosales, R (1, 6) OBP: 0.289, SLG: 0.307 40 Nick Masset, R (8, 1) 60 Kevin Barker, L (10, PH) OBP: 0.300, SLG: 0.421 33 Micah Owings, R (10, 1) OBP: 0.268, SLG: 0.500 61 Bronson Arroyo, R (12, PR) OBP: 0.118, SLG: 0.176 48 Francisco Cordero, R (12, 1)	B SI 91 1 SAFE B SI 89 F SI 90 B SI 92 F SI 91 B FC 87 4-2 1-2 BB		B FF 90 B SI 89 X SI 90 2-0 F9 ③			C SI 89 B SI 90 S FF 89 F FC 87 X FS 81 1-2 L6 ③		C SL 79 B SI 91 B SI 92 B CH 81 X SI 90 3-1 G4-3 ②			S FF 92 H FF 92 1-1 7 FC6-4 1-2 2-3 3-H HBP	2 0 0 1 0 0 0 0	0 0 0 0 0 0 0 0	0 0 0 0 0 0 0 0	0 0 0 1 0 0 0 0	1 0 0 0 0 0 0 0	0 0 0 0 0 0 0 0	0 0 0 0 0 0 0 0
37 Corky Miller, R (1, 2) OBP: 0.267, SLG: 0.215		F FC 85 F SI 91 C FC 86 0-3 K ③			C SI 88 X FS 78 0-1 P2 ①			C FF 92 B FF 93 B SL 81 F FF 92 F FF 94 F FF 93 F SL 82 F SL 82 T SL 82 2-2 K ①		B SI 92 F SI 91 S SI 91 B SI 91 X SL 79 2-2 G5-3 ③		X FF 90 0-0 SF8 ② 2-3 3-H	4	0	0	1	0	2	2
47 Johnny Cueto, R (1, 1) OBP: 0.182, SLG: 0.122 51 Jared Burton, R (7, 1) 52 Daniel Herrera, L (7, 1) 7 Paul Janish, R (7, 6) OBP: 0.298, SLG: 0.298			C SI 89 F FF 90 F FC 79 X FC 87 0-2 6 1B 16 1B 1B		C SI 89 X SI 89 0-1 G6-3 ②			B FF 93 X FF 92 1-0 F7 ②			C FF 90 C FF 88 X CU 68 0-2 F8 ①	X FF 90 0-0 FC6-4 ③ 1-2f	2 0 0 0 3	1 0 0 0 0	1 0 0 0 0	0 0 0 0 0	0 0 0 0 0	0 0 0 0 2	0 0 0 0 0
Inning Stats	R: 0 E: 0 K: 0 S: 8 H: 0 LOB: 0 BB: 0 P: 12	R: 0 E: 0 K: 1 S: 12 H: 1 LOB: 2 BB: 1 P: 21	R: 1 E: 0 K: 1 S: 16 H: 3 LOB: 1 BB: 0 P: 20	R: 0 E: 0 K: 1 S: 7 H: 0 LOB: 0 BB: 0 P: 9	R: 0 E: 0 K: 0 S: 5 H: 0 LOB: 0 BB: 0 P: 6	R: 0 E: 0 K: 2 S: 9 H: 0 LOB: 0 BB: 0 P: 13	R: 0 E: 0 K: 1 S: 8 H: 0 LOB: 0 BB: 0 P: 9	R: 1 E: 0 K: 2 S: 13 H: 1 LOB: 0 BB: 0 P: 20	R: 0 E: 0 K: 1 S: 7 H: 0 LOB: 0 BB: 0 P: 9	R: 0 E: 0 K: 1 S: 8 H: 0 LOB: 0 BB: 0 P: 14	R: 0 E: 0 K: 0 S: 5 H: 1 LOB: 0 BB: 0 P: 6	R: 2 E: 0 K: 0 S: 12 H: 1 LOB: 2 BB: 2 P: 23	1B: 5 2B: 1 3B: 1 HR: 1	SF: 1 SAC: 0 DP: 1 HBP: 1	WP: 0 PB: 0 SB: 0 CS: 2	PA: 45			

PITCHER		IP	WLS	BF	H	R	ER	SO	BB	IBB	HBP	BLK	WP	HR	S	P	ERA	WHIP
15 Tim Hudson, R ERA: 2.19	(1, 1)	7.0		25	4	1	1	6	1	0	0	0	0	0	65	90	1.29	0.714
51 Michael Gonzalez, L ERA: 2.49	(8, 1)	1.0	B	4	1	1	1	2	0	0	0	0	0	1	13	20	9.00	1.000
Rafael Soriano, R ERA: 2.43	(9, 1)	1.0		3	0	0	0	1	0	0	0	0	0	0	7	9	0.00	0.000
58 Peter Moylan, R ERA: 2.95	(10, 1)	1.0		3	0	0	0	1	0	0	0	0	0	0	8	14	0.00	0.000
11 Kenshin Kawakami, R ERA: 4.02	(11, 1)	2.0	L	10	2	2	2	0	2	0	1	0	0	0	17	29	9.00	2.000

PITCHER		IP	WLS	BF	H	R	ER	SO	BB	IBB	HBP	BLK	WP	HR	S	P	ERA	WHIP

TOP

Cincinnati Reds @ Atlanta Braves

Turner Field, Atlanta, GA

Sun Sep 06 2009, 1:30 PM EDT

Att. 32,397 - Partly Cloudy - 82 F

livebaseballscorecards.com

AB	40
R	4
H	7
RBI	4
BB	3
SO	10
LOB	10

Batter	1	2	3	4	5	6	7	8	9	10	11	12	AB	R	H	RBI	BB	SO	LOB
24 Nate McLouth, L (1, 8) OBP: 0.350, SLG: 0.446	C FF 91 B FF 93 B SI 92 B FF 92 F FF 92 F FF 92 F FF 92 B FF 94 4-2 14 HBP BB		B SI 92 F SI 93 F SI 94 F CH 85 B SL 88 B FF 96 F SL 88 F FF 95 X SI 95 3-2 ② F7		B SI 95 X SI 94 1-0 14 2B 1-2 1B		1 SAFE 1 SAFE B SL 73 C FF 90 L SI 84 1 SAFE X SL 76 1-2 ① L8			B FF 90 X FF 89 1-0 ② P3		F FF 94 F FF 96 B FF 94 F FF 96 B FF 96 S SL 88 2-3 ③ K	5	0	1	0	1	1	1
14 Martín Prado, R (1, 5) OBP: 0.351, SLG: 0.445	H SI 92 1-0 23 FC6-4 1-2 HBP		C SL 87 B CH 87 X SL 86 1-1 ③ G6-3		F FF 93 D CH 84 T CH 83 X FF 94 1-2 1-3 2-H 2B		1 SAFE B CH 76 X FF 79 1-0 ②③ G6-4-3 1-2f			C FF 89 X CH 77 0-1 ③ F8			4	0	1	1	0	0	1
18 Garret Anderson, L (1, 7) OBP: 0.317, SLG: 0.425 20 Greg Norton, S (12, 3) OBP: 0.330, SLG: 0.174	C FF 93 C CH 82 S CH 83 0-3 ① K			B FF 93 C CH 83 F FF 93 F FF 94 F CH 84 X CH 86 1-2 ① G6-3	B SI 94 B SI 93 S CH 85 X CH 84 2-1 ③ P6			C SL 75 X SC 66 0-1 ① F9			C CH 78 C FF 89 F FF 88 X CH 78 0-2 ① G4-3		5 0	0 0	0 0	0 0	1 0	4 0
22 Adam LaRoche, L (1, 3) OBP: 0.350, SLG: 0.479 30 Reid Gorecki, R (11, PR) OBP: 0.250, SLG: 0.227 (12, 7)	C C FF 93 B FF 93 F CH 84 F CH 87 S FF 94 1-3 ② K			F SI 95 B SI 95 X CH 84 1-1 1B		B FF 90 F SI 92 S FF 93 B CH 84 F FF 94 B SL 87 F FF 95 S CH 83 3-3 ① K		C FF 80 B SL 76 X SL 72 1-1 ② G4-3			B FF 90 B CH 76 F CH 78 B FC 88 B CH 79 4-1 23 BB BB		4 0	0 0	1 0	0 0	1 0	2 0
23 Matt Diaz, R (1, 9) OBP: 0.392, SLG: 0.495	S CH 85 B FF 93 S SI 94 B FF 93 X FF 92 2-2 ③ FC6-4 1-2f			B FF 94 F CH 82 T FF 94 S FF 95 1-3 ② K		F FF 93 B SL 87 S CH 83 S CH 85 1-3 ② K		B FC 89 B FF 94 F FF 94 B FF 96 X FF 94 3-1 ③ G6-3			F CH 77 B FC 86 1 SAFE B CH 77 1 SAFE F FC 87 1 SAFE B FF 88 1 SAFE 4-2 F SL 79 F FF 87 1 SAFE B SL 75 1-2 BB		4	0	0	0	1	2	3
7 Brooks Conrad, S (1, 4) OBP: 0.341, SLG: 0.579		X SI 92 0-0 ① F8		C CH 83 T SI 94 1 SAFE S CH 87 0-3 ③ K		C CH 84 B FF 93 S CH 83 B SL 79 H FF 93 3-2 4 E HBP			B SL 78 B FF 93 X FF 93 2-0 ① F9		B CH 78 B CH 76 F FC 88 F FF 88 B FC 88 X FF 88 3-2 ② F6		4	0	0	0	0	1	3
4 Omar Infante, R (1, 6) OBP: 0.356, SLG: 0.382		B SI 94 X SI 94 1-0 ② L4			B SL 82 C SL 84 X SI 92 1-1 ① G5-3	1 SAFE S SL 82 B FF 94 F CH 83 S CH 84 1-3 ③ K 1-2			F FF 94 X FC 91 0-1 ② G6-3		C SL 77 F FC 88 F FF 89 S FC 88 0-3 ③ K		5	0	0	0	0	2	3
8 David Ross, R (1, 2) OBP: 0.368, SLG: 0.500		B FF 94 F FF 94 C FF 94 F SL 89 C SL 87 1-3 ③ K			F SL 84 B FF 94 S SL 85 B FF 95 B FF 95 F SL 86 F FF 93 B SL 85 4-2 24 1B 14 2B BB		X FF 90 0-0 HR		C FC 90 B SL 80 X FC 90 1-1 ③ G5-3			B FF 94 S FF 94 B FF 94 B FF 94 S FF 94 S FF 95 3-3 ① K	4	2	1	1	1	2	0
15 Tim Hudson, R (1, 1) 2 Kelly Johnson, L (7, PH) OBP: 0.297, SLG: 0.384 51 Michael Gonzalez, R (8, 1) Rafael Soriano, R (9, 1) 58 Peter Moylan, R (10, 1) 16 Brian McCann, L (10, PH) OBP: 0.341, SLG: 0.489 11 Kenshin Kawakami, R (11, 1) OBP: 0.167, SLG: 0.103 25 Ryan Church, L (12, PH) OBP: 0.344, SLG: 0.396			B FF 92 C FF 92 S FF 93 C FF 92 1-3 ① K		C SL 81 X FF 90 0-1 ② B3		B FC 90 B FC 90 F FF 90 B FF 89 F FF 89 F FF 90 X FF 90 3-2 14 G6-4-3 1B			C CH 78 F FF 88 X FF 91 0-2 ① G4-3		C SL 86 S FF 95 S FF 95 0-3 ② K	2 1 0 0 0 0 1 0 0	0 0 0 0 0 0 0 0 0	0 1 0 0 0 0 0 0 0	0 0 0 0 0 0 0 1 1	0 0 0 0 0 0 0 0 0	1 0 0 0 0 0 0 1 0	1 0 0 0 0 0 0 0 0
Inning Stats	R: 0 E: 0 K: 2 S: 15 H: 0 LOB: 2 BB: 1 P: 23	R: 0 E: 0 K: 1 S: 6 H: 0 LOB: 0 BB: 0 P: 8	R: 0 E: 0 K: 1 S: 11 H: 0 LOB: 0 BB: 0 P: 16	R: 0 E: 0 K: 2 S: 13 H: 1 LOB: 1 BB: 0 P: 16	R: 1 E: 0 K: 0 S: 14 H: 2 LOB: 2 BB: 1 P: 23	R: 0 E: 1 K: 3 S: 13 H: 0 LOB: 1 BB: 0 P: 21	R: 1 E: 0 K: 0 S: 9 H: 2 LOB: 0 BB: 0 P: 14	R: 0 E: 0 K: 0 S: 6 H: 0 LOB: 0 BB: 0 P: 10	R: 0 E: 0 K: 0 S: 5 H: 0 LOB: 0 BB: 0 P: 8	R: 0 E: 0 K: 0 S: 6 H: 0 LOB: 0 BB: 0 P: 7	R: 0 E: 0 K: 1 S: 16 H: 0 LOB: 2 BB: 2 P: 27	R: 0 E: 0 K: 3 S: 10 H: 0 LOB: 0 BB: 0 P: 15	1B: 3 2B: 1 3B: 0 HR: 1	SF: 0 SAC: 0 DP: 1 HBP: 2	WP: 0 PB: 0 SB: 0 CS: 0	PA: 46		

PITCHER		IP	WLS	BF	H	R	ER	SO	BB	IBB	HBP	BLK	WP	HR	S	P	ERA	WHIP
47 Johnny Cueto, R ERA: 4.39	(1, 1)	6.0		25	3	1	1	9	2	0	2	0	0	0	72	107	1.50	0.833
51 Jared Burton, R ERA: 5.29	(7, 1)	0.0		2	2	1	1	0	0	0	0	0	0	1	5	8	∞	∞
52 Daniel Herrera, L ERA: 2.91	(7, 1)	1.2		4	0	0	0	0	0	0	0	0	0	0	8	11	0.00	0.000
40 Nick Masset, R ERA: 2.69	(8, 1)	1.1		4	0	0	0	0	0	0	0	0	0	0	7	13	0.00	0.000
33 Micah Owings, R ERA: 5.26	(10, 1)	2.0	W	8	0	0	0	1	2	0	0	0	0	0	22	34	0.00	1.000

PITCHER		IP	WLS	BF	H	R	ER	SO	BB	IBB	HBP	BLK	WP	HR	S	P	ERA	WHIP
48 Francisco Cordero, R ERA: 2.16	(12, 1)	1.0	S	3	0	0	0	3	0	0	0	0	0	0	10	15	0.00	0.000

Cincinnati Reds @ Atlanta Braves

Turner Field, Atlanta, GA

Sun Sep 06 2009, 1:30 PM EDT

Att. 32,397 - Partly Cloudy - 82 F

BOTTOM

livebaseballscorecards.com

AB	40
R	2
H	5
RBI	2
BB	4
SO	13
LOB	18

Cincinnati Reds @ Colorado Rockies

Coors Field, Denver, CO

Mon Sep 07 2009, 1:10 PM MDT

Att. 40,357 - Partly Cloudy - 85 F

livebaseballscorecards.com

Batter	1	2	3	4	5	6	7	8	9	AB	R	H	RBI	BB	SO	LOB
6 Drew Stubbs, R (1, 8) OBP: 0.297, SLG: 0.483	C FF 96 B SL 86 S SL 88 S SL 88 1-3 K		S CH 87 S CH 87 B FF 98 B SL 83 B CU 80 B SI 98 4-2 7 CS BB		C SL 86 B CU 79 X FF 94 1-1 B2			F SL 82 B SL 82 S FF 94 C FF 94 1-3 K		3	0	0	0	1	2	1
7 Paul Janish, R (1, 6) OBP: 0.297, SLG: 0.297	B SI 98 X SI 98 1-0 G6-3		1 SAFE C FF 97 B SI 98 1-1 CS 1-2	X SI 95 0-0 19 E 19 1B 27 1B 1B	C CU 77 B SL 86 F SL 86 B FF 95 X SL 87 2-2 F8			B SL 82 F FF 93 S FF 94 X FC 94 1-2 F9		4	1	1	0	0	0	1
19 Joey Votto, L (1, 3) OBP: 0.394, SLG: 0.530	B SI 99 F SL 89 B CH 88 S CH 87 B FF 99 X CH 88 3-2 G4-3			X FF 95 0-0 E7 4 L4-6 1-3 1B		S SL 87 C SI 97 B CU 77 B CH 85 B SL 90 B CH 88 4-2 BB		B FC 94 B FF 95 F FF 93 B FF 95 C FC 94 S FC 94 3-3 K		3	0	1	0	1	1	0
4 Brandon Phillips, R (1, 4) OBP: 0.331, SLG: 0.460		X FF 97 0-0 31 G4-6-3 27 BB 1B		C SL 89 X SL 86 0-1 L4-6 2-2		F FF 95 X FF 94 0-1 L9			X FF 96 0-0 16 CS 27 1B 1B	4	0	2	0	0	0	3
27 Scott Rolen, R (1, 5) OBP: 0.370, SLG: 0.456		B SL 86 1 SAFE 1 SAFE B FF 94 C SL 86 S CH 87 B FF 96 F CH 89 B SL 88 4-2 31 G4-6-3 1-2 BB		D CH 90 F SI 98 F CH 86 B FF 97 B SL 86 F CU 80 X SI 97 3-2 31 HR 3-H 1B		1 SAFE 1 SAFE F SL 88 F CH 87 S SL 88 0-3 K			B FF 95 B FF 95 X FF 96 2-0 16 CS 1-2 1B	3	1	2	1	1	1	1
31 Jonny Gomes, R (1, 7) OBP: 0.354, SLG: 0.568		X SL 87 0-0 G4-6-3 1-2f 2-3		B SL 87 X CH 87 1-0 HR 1-H		C SI 96 S SL 87 B SL 88 X SI 97 1-2 G4-3			B FF 96 B CH 82 B FF 96 C FF 97 X SI 97 3-1 L7	4	1	1	2	0	0	5
16 Darnell McDonald, R (1, 9) OBP: 0.274, SLG: 0.324		B SL 88 L CH 86 S SL 90 S FF 98 1-3 K		F SI 96 F SL 87 B CU 78 B FF 96 C SL 87 2-3 K			C CU 77 X CU 76 0-1 G6-3		B FF 97 C FF 94 S CH 83 B CH 85 B FF 98 S CU 78 3-3 K 1-2 2-3	4	0	0	0	0	3	3
37 Corky Miller, R (1, 2) OBP: 0.269, SLG: 0.221			B SI 97 C SI 96 X SL 86 1-1 G6-3		B SL 84 X SI 95 1-0 1B		F SI 90 C CU 77 B SI 91 S SI 91 1-3 K			3	0	1	0	0	1	0
34 Homer Bailey, R (1, 1) OBP: 0.074, SLG: 0.074 40 Nick Masset, R (6, 1) 60 Kevin Barker, L (7, PH) OBP: 0.333, SLG: 0.400 53 Arthur Rhodes, L (7, 1) 46 Carlos Fisher, R (8, 1) 52 Daniel Herrera, L (8, 1)			B SI 95 C SI 97 B SI 98 F FF 97 C SL 87 2-3 K		B FF 93 B X FF 92 2-0 F8		S SI 90 S SI 92 B FF 92 X CU 80 1-2 G4-3			2 0 1 0 0 0	0 0 0 0 0 0	0 0 0 0 0 0	0 0 0 0 0 0	0 0 0 0 0 0	1 0 0 0 0 0	1 0 0 0 0 0

TOP	
AB	31
R	3
H	8
RBI	3
BB	3
SO	9
LOB	15

Inning Stats	1	2	3	4	5	6	7	8	9	1B: 7	SF: 0	WP: 0	PA: 35
	R: 0 E: 0 K: 1 S: 7 H: 0 LOB: 0 BB: 0 P: 12	R: 0 E: 0 K: 1 S: 8 H: 1 LOB: 1 BB: 1 P: 13	R: 0 E: 0 K: 1 S: 8 H: 0 LOB: 0 BB: 1 P: 16	R: 3 E: 1 K: 1 S: 12 H: 4 LOB: 0 BB: 0 P: 18	R: 0 E: 0 K: 0 S: 7 H: 1 LOB: 1 BB: 0 P: 13	R: 0 E: 0 K: 1 S: 10 H: 0 LOB: 1 BB: 1 P: 15	R: 0 E: 0 K: 1 S: 8 H: 0 LOB: 0 BB: 0 P: 10	R: 0 E: 0 K: 2 S: 9 H: 0 LOB: 0 BB: 0 P: 14	R: 0 E: 0 K: 1 S: 7 H: 2 LOB: 1 BB: 0 P: 15	2B: 1 3B: 0 HR: 1	SAC: 0 DP: 2 HBP: 0	PB: 0 SB: 0 CS: 3	

PITCHER		IP	WLS	BF	H	R	ER	SO	BB	IBB	HBP	BLK	WP	HR	S	P	ERA	WHIP
38 Ubaldo Jiménez, R ERA: 3.32	(1, 1)	6.0		24	6	3	3	5	3	0	0	0	0	1	52	87	4.50	1.500
31 Matt Daley, R ERA: 3.7	(7, 1)	1.0		3	0	0	0	1	0	0	0	0	0	0	8	10	0.00	0.000
63 Rafael Betancourt, R ERA: 2.89	(8, 1)	1.0	W	3	0	0	0	2	0	0	0	0	0	0	9	14	0.00	0.000
56 Franklin Morales, L ERA: 2.67	(9, 1)	1.0	S	4	2	0	0	1	0	0	0	0	0	0	7	15	0.00	2.000

PITCHER		IP	WLS	BF	H	R	ER	SO	BB	IBB	HBP	BLK	WP	HR	S	P	ERA	WHIP

Cincinnati Reds @ Colorado Rockies

Coors Field, Denver, CO

Mon Sep 07 2009, 1:10 PM MDT

Att. 40,357 - Partly Cloudy - 85 F

livebaseballscorecards.com

BOTTOM

Batter	1	2	3	4	5	6	7	8	9	AB	R	H	RBI	BB	SO	LOB
5 Carlos González, L (1, 8) OBP: 0.372, SLG: 0.549	C SI 94 S SI 94 F FF 95 B FF 95 S FF 94 1-3 **K** ①		B FF 96 X FF 95 1-0 1-2 1B		C KC 77 B CH 90 F FF 95 F FF 95 B KC 77 X FF 95 2-2 F8 ①		T SL 81 B SL 81 B SL 80 B FF 92 B FF 90 4-1 17 SF7 7 SH5-4 2 1B 1-2 BB	F SL 76 X FF 81 0-1 F7 ③		4	1	1	0	1	1	1
7 Seth Smith, L (1, 7) OBP: 0.406, SLG: 0.573	C FF 93 F FF 95 B FF 95 F CH 88 B SI 94 S FF 94 2-3 **K** ②		F FF 94 F KC 79 F FF 96 F FF 96 C FF 96 0-3 **K** ②		X FF 94 0-0 2B		C SL 81 X SL 83 0-1 SH5-4 ① 1-2 2-3			3	0	1	0	0	2	2
17 Todd Helton, L (1, 3) OBP: 0.409, SLG: 0.501	B FF 95 B SI 94 C FF 94 X FF 96 2-1 P5 ③		C FF 97 D SI 91 B SI 96 B FF 96 F FF 96 F FF 95 X SI 95 3-2 1-3 2-H 1B		X FF 94 0-0 L9 ②		C FF 92 S SL 82 B FF 92 B FF 94 X FF 93 2-2 SF7 ② 2-3 3-H			3	0	1	2	0	0	1
2 Troy Tulowitzki, R (1, 6) OBP: 0.363, SLG: 0.521 6 Omar Quintanilla, L (7, PR) OBP: 0.283, SLG: 0.212 (8, 6)		C SI 94 S FF 94 B FF 96 F FF 96 X FF 94 1-2 P5 ①		B SL 86 B SL 86 C FF 96 B FF 96 B FF 95 4-1 12 F7 11 BB BB	B FF 95 B FF 95 F FF 95 B FF 96 S FF 96 X FF 97 3-2 F9 ③		X FF 93 0-0 3-H 1B			3 0	0 0	1 0	1 0	1 0	0 0	1 0
11 Brad Hawpe, L (1, 9) OBP: 0.380, SLG: 0.517		S FF 97 B FF 96 B FF 91 B FF 95 F FF 94 B FF 96 4-2 BB		C KC 76 F FF 96 B FF 95 B KC 75 1 SAFE 1 SAFE B FF 95 B FF 95 4-2 20 BB 1-2 BB		S SI 94 C FF 94 B KC 78 F KC 78 B SI 96 B FF 95 B SI 95 4-2 20 E 20 1B 27 2-1 BB	C SL 82 C SL 82 1 SAFE B SL 82 S SL 82 1-3 K2-3 ③			1	0	0	0	3	1	1
9 Ian Stewart, L (1, 5) OBP: 0.325, SLG: 0.485		B FF 94 1 SAFE S SI 93 C FF 96 F FF 95 F CH 89 F SI 95 S KC 78 1-3 **K** ②		C FF 95 B KC 78 B FF 93 S FF 96 C FF 95 2-3 **K** ①		C FF 96 F FF 94 B FF 95 S FF 95 1-3 **K** ①		B SI 94 X FF 93 1-0 HR		4	1	1	1	0	3	4
12 Clint Barmes, R (1, 4) OBP: 0.292, SLG: 0.448		B FF 95 X FF 95 1-0 P6 ③		C FF 95 X SL 86 0-1 F7 ② 2-3		B FF 95 F FF 95 1 SAFE S FF 95 B FF 97 X FF 96 2-2 L8 ②		C SL 84 C SL 83 X SL 83 0-2 20 SH3-4 1B		4	0	1	0	0	0	4
20 Chris Iannetta, R (1, 2) OBP: 0.337, SLG: 0.449			B FF 94 C FF 93 B FF 96 B FF 95 X FF 94 3-1 P3 ① 4-2 1-2 BB			S FF 96 B FF 96 F SI 94 F FF 97 X KC 78 1-2 E1 1-3 1B		X SL 83 0-0 SH3-4 ① 1-2		2	0	1	0	1	0	0
38 Ubaldo Jiménez, R (1, 1) OBP: 0.310, SLG: 0.245 27 Garrett Atkins, R (6, PH) OBP: 0.311, SLG: 0.335 31 Matt Daley, R (7, 1) 3 Eric Young Jr., S (7, PH) OBP: 0.282, SLG: 0.261 63 Rafael Betancourt, R (8, 1) 19 Ryan Spilborghs, R (8, PH) OBP: 0.314, SLG: 0.406 56 Franklin Morales, L (9, 1) OBP: 0.400, SLG: 0.400			C FF 95 F FF 96 X SL 86 0-2 5 1B 17 1B 1B	X FF 95 0-0 G4-3 ③		S FC 89 B FC 90 D FC 90 2-1 2-1 ③ 3-H C FF 90 F FF 90 B FF 90 X FF 91 1-2 7 SH5-4 5 BB 17 SF7 1B	B FC 94 C SL 83 D FC 95 F SI 93 B FC 95 X SL 85 3-2 G5-3 ②		2 0 0 1 0 1 0	1 0 0 1 0 0 0	1 0 0 1 0 0 0	0 0 0 0 0 0 0	0 0 0 0 0 0 0	3 0 0 0 0 1 0
Inning Stats	R: 0 E: 0 K: 2 S: 10 H: 0 LOB: 0 BB: 0 P: 15	R: 0 E: 0 K: 1 S: 13 H: 0 LOB: 1 BB: 1 P: 20	R: 1 E: 0 K: 1 S: 15 H: 3 LOB: 2 BB: 0 P: 22	R: 0 E: 0 K: 1 S: 11 H: 0 LOB: 3 BB: 3 P: 25	R: 0 E: 0 K: 0 S: 9 H: 1 LOB: 1 BB: 0 P: 14	R: 0 E: 1 K: 1 S: 14 H: 1 LOB: 2 BB: 1 P: 24	R: 2 E: 0 K: 1 S: 13 H: 2 LOB: 1 BB: 1 P: 21	R: 1 E: 0 K: 0 S: 10 H: 2 LOB: 1 BB: 0 P: 14		1B: 7 2B: 1 3B: 0 HR: 1 SF: 1 SAC: 2 DP: 0 HBP: 0			WP: 0 PB: 0 SB: 0 CS: 0 PA: 37	

	AB	28
	R	4
	H	9
	RBI	4
	BB	6
	SO	7
	LOB	18

PITCHER		IP	WLS	BF	H	R	ER	SO	BB	IBB	HBP	BLK	WP	HR	S	P	ERA	WHIP
34 Homer Bailey, R ERA: 5.6	(1, 1)	5.2		26	5	1	1	6	5	0	0	0	0	0	71	117	1.59	1.765
40 Nick Masset, R ERA: 2.67	(6, 1)	0.1	H	1	0	0	0	0	0	0	0	0	0	0	1	3	0.00	0.000
53 Arthur Rhodes, L ERA: 2.76	(7, 1)	1.0	B	6	2	2	2	1	1	0	0	0	0	0	13	21	18.00	3.000
46 Carlos Fisher, R ERA: 4.18	(8, 1)	0.2	L	4	2	1	1	0	0	0	0	0	0	1	8	12	13.50	3.000
52 Daniel Herrera, L ERA: 2.89	(8, 1)	0.1		1	0	0	0	0	0	0	0	0	0	0	2	2	0.00	0.000

PITCHER	IP	WLS	BF	H	R	ER	SO	BB	IBB	HBP	BLK	WP	HR	S	P	ERA	WHIP

Batter	1	2	3	4	5	6	7	8	9	AB	R	H	RBI	BB	SO	LOB
6 Drew Stubbs, R (1, 8) OBP: 0.305, SLG: 0.478	C SI 92 S SL 84 B SL 84 B SL 85 S SL 83 2-3 **K** ①		C SL 88 B SI 92 B SI 92 F SL 85 B SI 93 S SL 86 3-3 **K** ③			C SL 86 B SI 91 F SI 91 B SI 91 B SI 84 B SL 84 4-2 19 G6-3 7 SH1-3 BB		B SL 86 F SL 84 B SL 86 X SI 91 2-1 19 G3 7 G6-3 1-2 1B		3	0	1	0	1	2	1
7 Paul Janish, R (1, 6) OBP: 0.293, SLG: 0.292	B SI 91 X SI 91 1-0 **G5-3** ②			B SI 92 C SI 92 X SI 92 1-1 **G4-3** ①		X SI 90 0-0 **SH1-3** ① 1-2		L SI 90 L SI 90 X SL 85 0-2 **G6-3** ① 1-2 2-3		3	0	0	0	0	0	2
19 Joey Votto, L (1, 3) OBP: 0.393, SLG: 0.526	B SI 92 B SI 92 C SI 91 X SL 86 2-1 **F8** ③			B SI 92 B SL 87 S SL 87 B SL 86 B SL 84 4-1 4 G5-3 BB		C SI 91 B SI 90 X SI 91 1-1 **G6-3** ② 2-3		B SL 83 X SL 82 1-0 **G3** ② 2-3 3-H		3	0	0	1	1	0	2
4 Brandon Phillips, R (1, 4) OBP: 0.328, SLG: 0.456		B SI 92 B SL 86 F SI 91 T SL 86 X SL 86 2-2 **F7** ①		C SI 91 B SI 91 X SI 92 1-1 **G5-3** ② 1-2		B SI 91 B SL 86 X SI 91 2-0 **G6-3** ③		B SL 84 S FF 93 C FC 94 F FF 94 D SL 84 F FC 94 F FC 94 B FC 95 F FC 94 3-2 X SL 84 **L7** ③		4	0	0	0	0	0	3
27 Scott Rolen, R (1, 5) OBP: 0.369, SLG: 0.453		C SI 93 B SI 92 C SL 86 B SL 85 B SI 92 T SI 92 3-2 **K** ②		C SI 93 B SL 86 S SL 87 D SL 86 F SL 86 B SL 86 S SL 88 3-3 **K** ③			B SI 90 F SI 89 B SI 92 F SL 83 F SL 85 B SL 86 F SI 88 X SI 90 3-2 **G6-3** ①		C FF 95 B CH 86 F FF 96 B FF 97 F CU 77 B FF 96 B FF 97 4-2 BB	3	0	0	0	1	2	1
31 Jonny Gomes, R (1, 7) OBP: 0.349, SLG: 0.558		C SL 88 C SI 92 S SL 85 0-3 **K** ③			B SI 92 X SL 86 1-0 **F8** ①		S SL 86 B SL 84 S SL 85 S SL 83 1-3 **K** ②		S CH 86 C CH 88 B FF 94 B CU 76 F CU 75 C FF 97 2-3 **K** ①	4	0	0	0	0	3	1
25 Wladimir Balentien, R (1, 9) OBP: 0.307, SLG: 0.381			S SL 86 C SI 92 B SI 91 B SL 86 B SL 86 S SL 85 3-3 **K** ①		C SI 91 X SI 92 0-1 56 WP 30 G5-3 1B		B SI 92 B SI 92 F SL 84 B SL 85 T SI 90 B SL 85 4-2 30 FC4-6 BB		C SI 96 C CU 76 S FF 96 0-3 **K** ②	3	0	1	0	1	2	1
30 Craig Tatum, R (1, 2) OBP: 0.265, SLG: 0.233			B SI 91 F SI 93 F SI 91 X SI 92 1-2 56 SH3 1B		B SI 90 S SI 91 B SI 93 F SI 91 B SI 92 X SL 84 3-2 **G5-3** ② 1-2		X SI 90 0-0 **FC4-6** ③ 1-2f		S CU 76 B CU 75 C FF 97 F FF 97 B CU 77 X FF 97 2-2 **P4** ③	4	0	1	0	0	0	3
56 Matt Maloney, L (1, 1) OBP: 0.286, SLG: 0.286 50 Pedro Viola, R (6, 1) 15 Drew Sutton, S (8, PH) OBP: 0.268, SLG: 0.280 52 Daniel Herrera, L (8, 1)			X SI 91 0-0 **SH3** ② 1-2		B SI 92 F SI 91 X SI 92 1-1 **G3-1** ③ 2-3			B SI 89 X SI 90 1-0 7 G6-3 6 1B 19 G3 1B		1 0 1 0	0 0 1 0	0 0 1 0	0 0 0 0	0 0 0 0	0 0 0 0	1 0 0 0
Inning Stats	R: 0 E: 0 K: 1 S: 6 H: 0 LOB: 0 BB: 0 P: 11	R: 0 E: 0 K: 2 S: 9 H: 0 LOB: 0 BB: 0 P: 14	R: 0 E: 0 K: 2 S: 10 H: 1 LOB: 1 BB: 0 P: 17	R: 0 E: 0 K: 1 S: 9 H: 0 LOB: 1 BB: 1 P: 18	R: 0 E: 0 K: 0 S: 8 H: 1 LOB: 1 BB: 0 P: 13	R: 0 E: 0 K: 0 S: 6 H: 0 LOB: 1 BB: 1 P: 13	R: 0 E: 0 K: 1 S: 11 H: 0 LOB: 1 BB: 1 P: 19	R: 1 E: 0 K: 0 S: 14 H: 2 LOB: 1 BB: 0 P: 21	R: 0 E: 0 K: 2 S: 14 H: 0 LOB: 1 BB: 1 P: 22	1B: 4 2B: 0 3B: 0 HR: 0 SF: 0 SAC: 2 DP: 0 HBP: 0						

PITCHER		IP	WLS	BF	H	R	ER	SO	BB	IBB	HBP	BLK	WP	HR	S	P	ERA	WHIP
21 Jason Marquis, R ERA: 3.65	(1, 1)	7.1	W	29	4	1	1	7	3	0	0	0	1	0	65	114	1.23	0.955
53 Randy Flores, L ERA: 4.66	(8, 1)	0.1	H	1	0	0	0	0	0	0	0	0	0	0	1	2	0.00	0.000
63 Rafael Betancourt, R ERA: 2.87	(8, 1)	0.1	H	1	0	0	0	0	0	0	0	0	0	0	7	10	0.00	0.000
56 Franklin Morales, L ERA: 2.6	(9, 1)	1.0	S	4	0	0	0	2	1	0	0	0	0	0	14	22	0.00	1.000

PITCHER	IP	WLS	BF	H	R	ER	SO	BB	IBB	HBP	BLK	WP	HR	S	P	ERA	WHIP

TOP

Cincinnati Reds @ Colorado Rockies

Coors Field, Denver, CO

Tue Sep 08 2009, 6:40 PM MDT

Att. 23,154 - Partly Cloudy - 81 F

livebaseballscorecards.com

AB	29
R	1
H	4
RBI	1
BB	4
SO	9
LOB	15

REDS

Batter	1	2	3	4	5	6	7	8	9	AB	R	H	RBI	BB	SO	LOB
3 Eric Young Jr., S (1, 4) OBP: 0.333, SLG: 0.462	B FF 89 C SI 89 B FF 90 X FF 89 2-1 5 SH5-3 17 SF7 2B		B SL 85 F CH 79 X CH 79 1-1 ② G6-3			B SI 92 B FF 91 C SI 91 B SI 92 X FF 90 3-1 HR		X FF 77 0-0 ① SH2-4 2-3		3	2	2	1	0	0	0
6 Omar Quintanilla, L (7, 4) OBP: 0.283, SLG: 0.212										0	0	0	0	0	0	0
5 Carlos González, L (1, 8) OBP: 0.368, SLG: 0.544	F FF 89 X FF 86 0-1 ① SH5-3 2-3		F SL 85 B FF 89 B FF 90 C FF 90 B FF 91 S SL 86 3-3 ③ K			B SL 79 B FF 92 X SI 92 2-0 ① G3		B FF 78 B SI 83 X FF 82 2-0 ② SF8 3-H		2	0	0	1	0	1	0
17 Todd Helton, L (1, 3) OBP: 0.408, SLG: 0.500	B FF 86 B FF 91 B SL 84 X FF 90 3-0 ② SF7 3-H			B FF 89 B FF 89 B FF 87 C FF 88 X SL 84 3-1 ① P6		C SI 93 B SL 80 B SL 79 F SI 94 X SI 94 2-2 1B		C SI 87 B FF 81 C SC 66 B SC 69 B SL 77 F SC 67 C SI 87 3-3 ③ K		3	0	1	1	0	1	0
27 Garrett Atkins, R (1, 5) OBP: 0.308, SLG: 0.332	C FF 88 X FF 89 0-1 ③ G4-3			C CH 78 F FF 86 B FF 90 B CH 80 X SI 88 2-2 ② F9		C SI 93 S CH 85 F SI 94 S SL 78 0-3 ② K				3	0	0	0	0	1	1
7 Seth Smith, L (1, 7) OBP: 0.402, SLG: 0.567		C FF 90 B SL 86 X SL 86 1-1 ① F8		S SL 85 X SL 86 0-1 ③ G3		B SL 79 B FF 92 C SI 92 X SI 93 2-1 ③ F8				3	0	0	0	0	0	1
11 Brad Hawpe, L (1, 9) OBP: 0.382, SLG: 0.517		B FF 91 C FF 89 B CH 79 B FF 87 X FF 90 3-1 8 1B 1B			C SL 85 F CH 78 B FF 88 F SL 86 B SI 89 F CH 80 S CH 79 2-3 ① K		B SL 78 B FF 92 F SI 90 B FF 92 B 4-1 8 G6-3 BB			2	0	1	0	1	1	0
8 Yorvit Torrealba, R (1, 2) OBP: 0.352, SLG: 0.374		F SI 88 X CH 79 0-1 12 G6-4-3 1-2 1B			C SI 87 B SL 68 B SI 87 B FF 86 X 3-1 ② G5-3		B FF 91 B SI 90 X SI 90 2-0 ①② G6-3 1-2f			3	0	1	0	0	0	1
12 Clint Barmes, R (1, 6) OBP: 0.292, SLG: 0.447		D SL 70 B FF 88 F FF 88 X CH 79 2-1 ②③ G6-4-3 1-2f			X SI 86 0-0 1B		C SI 92 S CH 84 B SI 92 X SI 92 1-2 ③ G4-3			3	0	1	0	0	0	2
21 Jason Marquis, L (1, 1) OBP: 0.220, SLG: 0.246			C FF 89 X SL 85 0-1 ① G4-3		C SI 87 F SI 88 F FF 89 X FF 89 0-2 ③ P4			B SL 75 B CH 73 X SI 84 2-0 6 SH2-4 5 SF8 2B		2	0	0	0	0	0	1
53 Randy Flores, L (8, 1)										0	0	0	0	0	0	0
63 Rafael Betancourt, R (8, 1)										0	0	0	0	0	0	0
19 Ryan Spilborghs, R (8, PH) OBP: 0.316, SLG: 0.411										1	1	1	0	0	0	0
56 Franklin Morales, L (9, 1) OBP: 0.400, SLG: 0.400										0	0	0	0	0	0	0
Inning Stats	R: 1 E: 0 K: 0 S: 7 H: 1 LOB: 0 BB: 0 P: 12	R: 0 E: 0 K: 0 S: 8 H: 2 LOB: 1 BB: 0 P: 14	R: 0 E: 0 K: 1 S: 7 H: 0 LOB: 0 BB: 0 P: 11	R: 0 E: 0 K: 0 S: 7 H: 0 LOB: 0 BB: 0 P: 12	R: 0 E: 0 K: 1 S: 12 H: 1 LOB: 1 BB: 0 P: 17	R: 1 E: 0 K: 1 S: 12 H: 2 LOB: 1 BB: 0 P: 21	R: 0 E: 0 K: 0 S: 5 H: 0 LOB: 0 BB: 1 P: 12	R: 1 E: 0 K: 1 S: 7 H: 1 LOB: 0 BB: 0 P: 14		1B: 4 2B: 2 3B: 0 HR: 1 SF: 2 SAC: 2 DP: 2 HBP: 0						

PITCHER		IP	WLS	BF	H	R	ER	SO	BB	IBB	HBP	BLK	WP	HR	S	P	ERA	WHIP
56 Matt Maloney, L ERA: 5.65	(1, 1)	5.0	L	18	4	1	1	2	0	0	0	0	0	0	41	66	1.80	0.800
50 Pedro Viola, L ERA: 4.5	(6, 1)	2.0		8	2	1	1	1	1	0	0	0	0	1	17	33	4.50	1.500
52 Daniel Herrera, L ERA: 3.0	(8, 1)	1.0		4	1	1	1	1	0	0	0	0	0	0	7	14	9.00	1.000

PITCHER	IP	WLS	BF	H	R	ER	SO	BB	IBB	HBP	BLK	WP	HR	S	P	ERA	WHIP

BOTTOM

Cincinnati Reds @ Colorado Rockies

Coors Field, Denver, CO

Tue Sep 08 2009, 6:40 PM MDT

Att. 23,154 - Partly Cloudy - 81 F

livebaseballscorecards.com

AB	25
R	3
H	7
RBI	3
BB	1
SO	4
LOB	6

Batter	1	2	3	4	5	6	7	8	9	AB	R	H	RBI	BB	SO	LOB
6 Drew Stubbs, R (1, 8) OBP: 0.303, SLG: 0.462	X FF 92 0-0 ① P5		B FF 93 B SL 86 C FF 92 X FF 92 2-1 ③ G4-3			B SI 92 S SL 85 B SL 85 C SL 84 B FF 92 S FF 92 3-3 ② K		D SL 84 C FF 94 F FF 93 B SL 83 B SL 84 B SL 83 4-2 19 BB		3	0	0	0	1	1	0
7 Paul Janish, R (1, 6) OBP: 0.292, SLG: 0.297	C FF 92 F FF 93 B FF 92 X CU 76 1-2 2B			B FF 90 B FF 91 X FF 92 2-0 ① G6-3		B FF 91 C FF 92 B FF 92 C SL 84 X FF 92 2-2 ③ G5-3		F FF 93 S FF 93 X FC 93 1-2 ② F6		4	0	1	0	0	0	2
19 Joey Votto, L (1, 3) OBP: 0.391, SLG: 0.522	F FF 93 F FF 93 D SL 83 D SL 85 S SL 84 2-3 ② K			F CU 78 B FF 92 F CH 84 S SI 93 1-3 ② K			C FF 92 B SL 84 S SL 84 F FF 93 B FF 92 S CU 77 2-3 ① K	B SL 74 B FF 88 B SL 72 B SI 88 1-2 2-3 4-0 BB		3	0	0	0	1	3	1
4 Brandon Phillips, R (1, 4) OBP: 0.326, SLG: 0.452	S FF 93 B FF 92 D SL 86 X SL 84 2-1 ③ G4-3			C FF 91 X FF 93 0-1 ③ G6-3			C SL 84 F FF 92 B CU 78 F SL 84 X SL 84 1-2 ② L6	B CU 78 F CU 77 S FF 91 F FF 91 F FF 91 S CU 80 1-3 ③ K		4	0	0	0	0	1	4
27 Scott Rolen, R (1, 5) OBP: 0.368, SLG: 0.458		B SI 93 F SL 83 S FF 93 F FF 93 X FF 92 1-2 ① G6-3			S SL 84 X FF 92 0-1 ① G6-3		F FF 92 F FF 92 B FF 93 S CU 78 1-3 ③ K		B CU 78 C FF 89 X FF 90 1-1 HR	4	1	1	1	0	1	0
25 Wladimir Balentien, R (1, 7) OBP: 0.310, SLG: 0.385		B SL 84 B SL 84 F FF 91 C SI 92 F SI 91 B SL 84 F SL 84 F FF 91 S FF 92 3-3 ② K			B FF 92 F FF 92 F FF 92 B SL 84 B SL 85 B SL 84 4-2 BB			B SL 85 C SL 83 X SI 92 1-1 16 2B 2B	B CU 80 F CU 78 S FF 90 B CU 79 S CU 78 2-3 ① K	3	1	1	0	1	2	0
16 Darnell McDonald, R (1, 9) OBP: 0.273, SLG: 0.333		C CU 76 X FF 92 0-1 ③ G4-3			F FF 92 B FF 92 1 SAFE F SL 85 S FF 90 1-3 ② K			B SL 84 F SL 84 B FF 91 F SL 85 X CU 78 2-2 15 SH5-4 60 2B 2-H 2B	S FF 90 T FF 90 S SI 91 0-3 ② K	4	1	1	1	0	2	1
37 Corky Miller, R (1, 2) OBP: 0.263, SLG: 0.214 15 Drew Sutton, S (8, PH) OBP: 0.268, SLG: 0.280 29 Ryan Hanigan, R (8, 2) OBP: 0.360, SLG: 0.329			X FF 92 0-0 ① L8		C FF 92 F SL 84 B SI 90 S CU 77 1-3 ③ K			D FF 93 B FF 91 2 SAFE L SI 91 X SI 91 2-1 ① SH5-4 2-3	X FF 90 0-0 ③ G5-3	2 0 1	0 0 0	0 0 0	0 0 0	1 0 0	1 0 0	1 0 0
61 Bronson Arroyo, R (1, 1) OBP: 0.113, SLG: 0.170 60 Kevin Barker, L (8, PH) OBP: 0.364, SLG: 0.476 53 Arthur Rhodes, L (8, 1) 40 Nick Masset, R (8, 1) 48 Francisco Cordero, R (9, 1)			C FF 91 X SL 84 0-1 ② G6-3			X SL 82 0-0 ① B5-3		X FF 93 0-0 19 BB 3-H 2B		2 1 0 0 0	0 0 0 0 0	0 1 0 0 0	0 1 0 0 0	0 0 0 0 0	0 0 0 0 0	0 0 0 0 0

TOP

Cincinnati Reds @ Colorado Rockies

Coors Field, Denver, CO

Wed Sep 09 2009, 6:40 PM MDT

Att. 23,721 - Partly Cloudy - 80 F

livebaseballscorecards.com

AB	31
R	3
H	5
RBI	3
BB	3
SO	11
LOB	9

Inning Stats	1	2	3	4	5	6	7	8	9
	R: 0 E: 0 K: 1 S: 9 H: 1 LOB: 1 BB: 0 P: 14	R: 0 E: 0 K: 1 S: 12 H: 0 LOB: 0 BB: 0 P: 16	R: 0 E: 0 K: 0 S: 5 H: 0 LOB: 0 BB: 0 P: 7	R: 0 E: 0 K: 1 S: 6 H: 0 LOB: 0 BB: 0 P: 9	R: 0 E: 0 K: 2 S: 10 H: 0 LOB: 1 BB: 1 P: 16	R: 0 E: 0 K: 1 S: 7 H: 0 LOB: 0 BB: 0 P: 12	R: 0 E: 0 K: 2 S: 11 H: 0 LOB: 0 BB: 0 P: 15	R: 2 E: 0 K: 1 S: 18 H: 3 LOB: 3 BB: 2 P: 33	R: 1 E: 0 K: 2 S: 9 H: 1 LOB: 0 BB: 0 P: 12

| | | |

BOTTOM

Cincinnati Reds @ Colorado Rockies

Coors Field, Denver, CO

Wed Sep 09 2009, 6:40 PM MDT

Att. 23,721 - Partly Cloudy - 80 F

livebaseballscorecards.com

Batter	1	2	3	4	5	6	7	8	9	AB	R	H	RBI	BB	SO	LOB
3 Eric Young Jr., S (1, 4) OBP: 0.323, SLG: 0.433 6 Omar Quintanilla, L (8, 4) OBP: 0.283, SLG: 0.212 (9, 5) 19 Ryan Spilborghs, R (9, PH) OBP: 0.318, SLG: 0.411	B SL 74 C CU 68 B FF 82 B CH 79 C CU 69 F SL 72 X CU 71 3-2 ① G3		B FF 89 B FF 89 C CU 70 S CH 80 B FF 90 X FF 90 3-2 5 1B 7 SF8 1B		X CH 79 0-0 ① F8		L SI 88 X SL 74 0-1 ③ F7		B FF 97 D SL 90 B FF 96 B FF 96 4-0 7 1B 1-2 2-3 BB	4 0 0	1 0 0	1 0 0	0 0 0	0 0 1	0 0 0	0 0 0
5 Carlos González, L (1, 8) OBP: 0.364, SLG: 0.536	C FF 90 X CH 83 0-1 ② G3		1 SAFE 1 SAFE P PO 84 B CH 82 X CH 82 2-0 17 F9 17 S 27 1B 1-3 1B		C SI 90 S SL 73 S SI 86 0-3 ② K			X FF 90 0-0 ① B3	D SL 91 C FF 98 S FF 98 S FF 97 1-3 ② K	5	1	1	0	0	2	3
7 Seth Smith, L (1, 7) OBP: 0.402, SLG: 0.566	B CU 70 C CU 70 F SI 89 B SI 83 X SI 84 2-2 17 BB 1B		C SL 73 D SI 90 X SI 88 1-1 ① SF8 3-H		B FF 90 F SI 84 B SL 76 C CU 69 X FF 91 2-2 ③ F8			B FF 90 C FF 91 B SL 80 B SL 81 X FF 90 3-1 ② F7	C FF 97 B FF 97 F FF 97 B FF 96 F FF 98 F FF 97 F FF 98 X FF 97 2-2 1-2 2-H 3-H 1B	4	0	2	3	0	0	0
17 Todd Helton, L (1, 3) OBP: 0.410, SLG: 0.501 24 Dexter Fowler, S (8, PR) OBP: 0.372, SLG: 0.421 18 Mike McCoy, R (9, 4)	B CU 70 B SI 88 B FF 89 B CU 69 4-0 27 FC6-4 1-2 BB		B FF 89 C SI 89 F FF 83 X SL 75 1-2 ② F9 1-3			F CU 71 B FF 90 F SI 89 B FF 85 X SI 84 2-2 27 FC5-4 1B		B FF 92 B FF 92 X FF 92 2-0 27 BB 1B		3 0 0	0 0 0	2 0 0	0 0 0	1 0 0	0 0 0	1 0 0
27 Garrett Atkins, R (1, 5) OBP: 0.310, SLG: 0.332 (9, 3)	C CH 78 B SI 90 X SI 89 1-1 ③ FC6-4 1-2f		C SL 75 B FF 90 S CU 70 X FF 89 1-2 3-H 1B			F CH 78 B FF 90 F FF 89 F SL 77 X CU 70 1-2 ① FC5-4 11 BB 1-2f		C FF 95 B FC 91 B SL 82 B FC 90 S FF 96 B FF 96 4-2 11 FC6 1-2 BB		3	0	1	1	1	0	3
11 Brad Hawpe, L (1, 9) OBP: 0.380, SLG: 0.513		X CH 79 0-0 ① G3-1	S FF 89 B FF 89 C SL 72 B SI 84 S CH 80 2-3 ③ K 3-H			B CU 71 D SI 89 B CU 68 C CU 69 B CU 69 4-1 8 G6-4-3 1-2 BB		B SL 83 D FS 90 X SI 96 2-0 ③ FC6 1-2f		3	0	0	0	1	1	3
8 Yorvit Torrealba, R (1, 2) OBP: 0.343, SLG: 0.364		C FF 90 C FF 91 C SI 88 0-3 ② K		X CU 70 0-0 ① F8		F SI 88 X SI 89 0-1 ②③ G6-4-3 1-2f			X FF 95 0-0 ① F9	4	0	0	0	0	1	2
12 Clint Barmes, R (1, 6) OBP: 0.292, SLG: 0.447		C CH 78 B FF 91 X SI 90 1-1 E6		B SL 72 C CU 68 B CH 79 S CH 78 F SI 89 X FF 89 2-2 ② F9			B FF 88 B CH 77 C SL 75 S CU 71 S SL 75 2-3 ① K		C SL 87 B SL 88 X FF 95 1-1 19 BB 7 1B 2B	4	1	1	0	0	1	0
46 Jason Hammel, R (1, 1) OBP: 0.167, SLG: 0.152 63 Rafael Betancourt, R (8, 1) 97 Joe Beimel, L (8, 1) 31 Matt Daley, R (8, 1) 23 Jason Giambi, L (9, PH) OBP: 0.341, SLG: 0.365 21 Jason Marquis, L (9, PR) OBP: 0.220, SLG: 0.246		C SI 89 X SL 74 0-1 ③ G4-3		C CH 82 C SI 90 X SI 88 0-2 ③ G3-1			B FF 90 X SL 76 1-0 ② F8		B FF 96 B FF 94 B FF 96 B FF 96 4-0 19 BB 7 1B BB	3 0 0 0 0 0	0 0 0 0 0 1	0 0 0 0 0 0	0 0 0 0 0 0	0 0 0 0 1 0	0 0 0 0 0 0	1 0 0 0 0 0
Inning Stats	R: 0 E: 0 K: 0 S: 11 H: 1 LOB: 2 BB: 1 P: 21	R: 0 E: 1 K: 1 S: 8 H: 0 LOB: 1 BB: 0 P: 9	R: 2 E: 0 K: 1 S: 16 H: 3 LOB: 1 BB: 0 P: 25	R: 0 E: 0 K: 0 S: 8 H: 0 LOB: 0 BB: 0 P: 10	R: 0 E: 0 K: 1 S: 7 H: 0 LOB: 0 BB: 0 P: 9	R: 0 E: 0 K: 0 S: 10 H: 1 LOB: 1 BB: 1 P: 17	R: 0 E: 0 K: 1 S: 6 H: 0 LOB: 0 BB: 0 P: 9	R: 0 E: 0 K: 0 S: 7 H: 1 LOB: 2 BB: 1 P: 18	R: 2 E: 0 K: 1 S: 12 H: 2 LOB: 2 BB: 2 P: 24	1B: 7 2B: 1 3B: 0 HR: 0 SF: 1 SAC: 0 DP: 1 HBP: 0						

	AB	33
	R	4
	H	8
	RBI	4
	BB	5
	SO	5
	LOB	13

WP: 0 PB: 0 SB: 1 CS: 0 PA: 39

PITCHER	IP	WLS	BF	H	R	ER	SO	BB	IBB	HBP	BLK	WP	HR	S	P	ERA	WHIP
61 Bronson Arroyo, R (1, 1) ERA: 4.17	7.0		28	5	2	2	4	2	0	0	0	0	0	66	100	2.57	1.000
53 Arthur Rhodes, L (8, 1) ERA: 2.72	0.2		3	1	0	0	0	0	0	0	0	0	0	4	9	0.00	1.500
40 Nick Masset, R (8, 1) ERA: 2.66	0.1		2	0	0	0	0	1	0	0	0	0	0	3	9	0.00	3.000
48 Francisco Cordero, R (9, 1) ERA: 2.44	0.2	L	6	2	2	2	1	2	0	0	0	0	0	12	24	27.00	6.000

PITCHER	IP	WLS	BF	H	R	ER	SO	BB	IBB	HBP	BLK	WP	HR	S	P	ERA	WHIP

Batter	1	2	3	4	5	6	7	8	9	AB	R	H	RBI	BB	SO	LOB
6 Drew Stubbs, R (1, 8) OBP: 0.291, SLG: 0.443	C FF 92 C SL 86 X FS 79 0-2 ① G5-3	S SI 95 S SI 95 C SI 95 0-3 ② K		B CU 78 C SI 91 C CU 79 B CU 80 S CU 79 2-3 ② K			L SL 85 F SL 87 B FF 94 F FF 94 B SL 88 X SL 88 2-2 ① G5-3			4	0	0	0	0	2	2
7 Paul Janish, R (1, 6) OBP: 0.291, SLG: 0.292	B FF 93 C SL 85 F SL 84 B FF 94 B FS 79 B SL 87 4-2 19 1B / 4 1B BB	F SL 89 B SL 89 B FS 79 X SI 94 2-1 ③ F9		F FF 90 X FC 91 0-1 ③ F8			S FF 94 F FF 94 B FF 93 S FF 94 1-3 ② K			3	1	0	0	1	1	2
19 Joey Votto, L (1, 3) OBP: 0.392, SLG: 0.524	F SI 92 B FF 92 B SL 86 1 SAFE X SL 84 2-1 31 BB / 4 1B 1-3 1B	C SI 91 S FS 78 X FS 78 0-2 31 1B 2B	F SL 85 L FF 92 C FF 94 0-3 ① K				X SL 87 0-0 ③ F8			4	0	2	0	0	1	0
4 Brandon Phillips, R (1, 4) OBP: 0.329, SLG: 0.455	F FF 93 B FF 93 B FF 92 X SL 86 2-1 31 BB 1-2 3-H 1B	F SI 94 F SI 94 F FS 80 F SL 89 B SI 94 D SL 88 X SI 94 2-2 ① G6-3			B FF 94 B FF 92 F FF 94 X SL 88 2-1 31 S 1B			F FF 94 F SI 94 F FF 95 B SL 90 X SL 88 1-2 31 G4-6-3 1B		4	0	3	1	0	0	1
31 Jonny Gomes, R (1, 7) OBP: 0.351, SLG: 0.555	C SL 86 B SI 96 B SI 94 B SL 87 C SI 95 B SL 88 4-2 1-2 2-3 BB	F SI 96 C SI 96 X FS 80 0-2 2-3 1B			C SL 87 S SL 88 C SL 88 0-3 ② K 1-2			B FF 92 1 SAFE X FF 93 1-0 ① ② G4-6-3 1-2f		3	0	1	0	1	1	2
25 Wladimir Balentien, R (1, 9) OBP: 0.305, SLG: 0.379	S SL 88 C SI 95 S SL 88 0-3 ② K	F SL 88 B SL 88 B SI 90 S SL 88 F SI 96 F SI 95 S SL 86 2-3 ② K			S FF 93 S SL 88 F FF 94 F FF 94 D SL 88 S SL 88 1-3 ③ K			B SL 87 C FF 95 F FF 96 B SI 95 X CU 78 2-2 ③ F7		4	0	0	0	0	3	6
23 Adam Rosales, R (1, 5) OBP: 0.284, SLG: 0.301	C SI 94 F SI 96 B SI 90 S FF 90 1-3 ③ K	F SL 87 S SL 86 S SL 89 0-3 ③ K			B FF 92 B FF 94 C FF 91 B FF 94 C FF 92 C FF 94 3-3 ① K				C FF 94 C FF 94 X FF 95 0-2 ① G3	4	0	0	0	0	3	5
29 Ryan Hanigan, R (1, 2) OBP: 0.366, SLG: 0.330		B FF 91 B FF 92 B SI 92 B FF 93 4-0 38 SH1-4 BB		B FF 90 B FF 89 B FO 88 B FF 89 4-0 38 SH3 BB		B SL 88 C FF 94 F FF 95 B SL 88 X SL 87 2-2 60 G3-6 1B			C FF 94 B CU 76 S FF 95 S FF 95 1-3 ② K	2	0	1	0	2	1	0
38 Kip Wells, R (1, 1) OBP: 0.143, SLG: 0.143 60 Kevin Barker, L (6, PH) OBP: 0.348, SLG: 0.455 58 Ramon Ramirez, R (6, 1) 50 Pedro Viola, R (8, 1) 15 Drew Sutton, S (9, PH) OBP: 0.263, SLG: 0.275		C FF 93 X 0-1 ① SH1-4 1-2		C FF 90 X FF 90 0-1 ① SH3 1-2		C FF 94 S FF 95 B FF 95 X SL 89 1-2 ② ③ G3-6 1-2f			B FF 96 C FC 94 F SI 95 B CU 78 S CU 77 2-3 ③ K	0 1 0 0 1	0 0 0 0 0	0 0 0 0 0	0 0 0 0 0	0 0 0 0 0	0 0 0 0 1	0 1 0 0 0
Inning Stats	R: 1 H: 2 E: 0 LOB: 3 K: 2 BB: 2 S: 17 P: 30	R: 0 H: 0 E: 0 LOB: 1 K: 1 BB: 1 S: 7 P: 13	R: 0 H: 2 E: 0 LOB: 2 K: 2 BB: 0 S: 19 P: 23	R: 0 H: 0 E: 0 LOB: 1 K: 1 BB: 1 S: 7 P: 13	R: 0 H: 1 E: 0 LOB: 1 K: 3 BB: 0 S: 13 P: 16	R: 0 H: 1 E: 0 LOB: 0 K: 1 BB: 0 S: 9 P: 15	R: 0 H: 0 E: 0 LOB: 0 K: 1 BB: 0 S: 8 P: 11	R: 0 H: 1 E: 0 LOB: 0 K: 0 BB: 0 S: 8 P: 12	R: 0 H: 0 E: 0 LOB: 0 K: 2 BB: 0 S: 9 P: 12	1B: 6 2B: 1 3B: 0 HR: 0	SF: 0 SAC: 2 DP: 2 HBP: 0			WP: 0 PB: 0 SB: 1 CS: 0	PA: 36	

PITCHER		IP	WLS	BF	H	R	ER	SO	BB	IBB	HBP	BLK	WP	HR	S	P	ERA	WHIP
54 Jose Contreras, R ERA: 5.14	(1, 1)	3.0		16	4	1	1	5	3	0	0	0	0	0	43	66	3.00	2.333
45 Jhoulys Chacín, R ERA: 5.19	(4, 1)	1.0		4	0	0	0	1	1	0	0	0	0	0	7	13	0.00	1.000
58 Juan Rincon, R ERA: 5.61	(5, 1)	3.0	W	10	2	0	0	5	0	0	0	0	0	0	30	42	0.00	0.667
34 Matt Belisle, R ERA: 7.52	(8, 1)	2.0		6	1	0	0	2	0	0	0	0	0	0	17	24	0.00	0.500

PITCHER	IP	WLS	BF	H	R	ER	SO	BB	IBB	HBP	BLK	WP	HR	S	P	ERA	WHIP

Cincinnati Reds @ Colorado Rockies

Coors Field, Denver, CO

Thu Sep 10 2009, 1:10 PM MDT

Att. 24,175 - Partly Cloudy - 82 F

TOP

livebaseballscorecards.com

AB	30
R	1
H	7
RBI	1
BB	4
SO	13
LOB	19

Cincinnati Reds @ Colorado Rockies

Coors Field, Denver, CO

Thu Sep 10 2009, 1:10 PM MDT

Att. 24,175 - Partly Cloudy - 82 F

livebaseballscorecards.com

BOTTOM

Batter	1	2	3	4	5	6	7	8	9	AB	R	H	RBI	BB	SO	LOB
3 Eric Young Jr., S (1, 4) OBP: 0.371, SLG: 0.455	X SI 90 0-0 5 SH1-3 5 S 1B		X FF 93 0-0 7 5 S 1B		B CU 77 B SI 90 B FF 90 B FC 89 4-0 7 F9 5 G3 BB		C CH 82 B FF 90 F FF 91 X FF 92 1-2 ② G3			3	1	2	0	1	0	0
6 Omar Quintanilla, L (8, 4) OBP: 0.283, SLG: 0.212										0	0	0	0	0	0	0
5 Carlos González, L (1, 8) OBP: 0.364, SLG: 0.531	B SI 92 B SI 92 F SI 92 X FF 93 2-1 ① SH1-3 1-3		1 SAFE 1 SAFE B FF 91 B CH 82 B CH 86 B FF 92 4-0 7 1B 23 2B BB 1-2		P PO 80 1 SAFE X FF 91 1-0 ① G3 1-2		B FF 91 F FF 92 X CH 84 1-1 ③ P6			2	1	0	0	1	0	1
7 Seth Smith, L (1, 7) OBP: 0.400, SLG: 0.561	B FF 93 X FC 92 1-0 ② P5		B CU 78 C FF 91 B FF 92 X CH 86 2-1 23 2B 1B 1-3 2-H		C FC 90 C FC 89 B FF 92 X FC 88 1-2 ② F9 2-3			B SI 92 C SI 91 X SI 92 1-1 ① F8		4	1	1	1	0	0	2
24 Dexter Fowler, S (9, 8) OBP: 0.372, SLG: 0.421										0	0	0	0	0	0	0
23 Jason Giambi, L (1, 3) OBP: 0.343, SLG: 0.368	C FF 93 B SI 94 X SI 94 1-1 ③ F8		C SI 93 B SI 92 F SI 93 F SL 85 X SL 84 1-2 27 HR 2B 1-H 3-H		C SI 92 D CH 86 B SI 91 C SI 91 B CH 86 B CH 86 4-2 BB			B SI 93 C SL 79 C SI 94 B SL 80 X SI 93 2-2 ② F8		3	1	1	2	1	0	1
27 Garrett Atkins, R (1, 5) OBP: 0.310, SLG: 0.340		C SL 82 X SL 84 0-1 ① F7	C FF 92 X SL 83 0-1 2-H HR		F FC 91 X FC 91 0-1 ③ L8			C SI 94 C SI 93 B FF 94 F SI 93 B SI 94 X SI 94 2-2 ③ F8		4	1	1	2	0	0	2
11 Brad Hawpe, L (1, 9) OBP: 0.380, SLG: 0.512		C CU 80 B FF 91 F FF 93 B SL 86 S CH 87 2-3 ② K	S SI 87 S FF 92 X CH 86 0-2 ③ F7			C FF 89 X CH 82 0-1 8 G6-4-3 1B				3	0	1	0	0	1	0
8 Yorvit Torrealba, R (1, 2) OBP: 0.337, SLG: 0.357		B SI 92 F SI 93 B CH 85 X SI 94 2-1 ③ F9	X SI 91 0-0 ① P4			1 SAFE B FF 90 B FF 89 X FF 89 2-0 ① ② G6-4-3 1-2f				3	0	0	0	0	0	1
12 Clint Barmes, R (1, 6) OBP: 0.292, SLG: 0.447			C FC 91 X SL 84 0-1 ① 1B C FF 92 B FC 92 F SI 92 F FF 93 S CH 86 1-3 ② K			B FF 91 B FF 92 C FF 91 X FF 90 2-1 ③ F7				3	0	1	0	0	1	0
54 Jose Contreras, R (1, 1) 45 Jhoulys Chacín, R (4, 1) 18 Mike McCoy, R (4, PH) 58 Juan Rincon, R (5, 1) 14 Matt Murton, R (7, PH) OBP: 0.320, SLG: 0.435 34 Matt Belisle, R (8, 1)			C FF 90 X FF 91 0-1 ② G6-3 B FF 91 C FF 91 B FC 92 F FF 90 F FC 92 F FF 91 F FC 92 B CH 87 C FC 91 3-3 ③ K				F FF 91 B CH 83 S CH 84 B CH 85 S CH 84 2-3 ① K			1 0 1 0 1 0	0 0 0 0 0 0	0 0 0 0 0 0	0 0 1 0 1 0	0 0 0 0 0 0	0 0 0 0 0 0	0 0 0 0 0 0
Inning Stats	R: 0 H: 1 E: 0 LOB: 1 K: 0 BB: 0 S: 6 P: 10	R: 0 H: 0 E: 0 LOB: 0 K: 1 BB: 0 S: 7 P: 11	R: 5 H: 5 E: 0 LOB: 0 K: 0 BB: 1 S: 16 P: 23	R: 0 H: 0 E: 0 LOB: 0 K: 2 BB: 0 S: 11 P: 15	R: 0 H: 0 E: 0 LOB: 2 K: 0 BB: 2 S: 9 P: 18	R: 0 H: 1 E: 0 LOB: 0 K: 0 BB: 0 S: 5 P: 9	R: 0 H: 0 E: 0 LOB: 0 K: 1 BB: 0 S: 8 P: 12	R: 0 H: 0 E: 0 LOB: 0 K: 0 BB: 0 S: 9 P: 14		1B: 5 SF: 0 2B: 1 SAC: 1 3B: 0 DP: 1 HR: 1 HBP: 0						

	AB	28
	R	5
	H	7
	RBI	5
	BB	3
	SO	4
	LOB	7

PITCHER	IP	WLS	BF	H	R	ER	SO	BB	IBB	HBP	BLK	WP	HR	S	P	ERA	WHIP
38 Kip Wells, R (1, 1) ERA: 5.21	5.0	L	23	6	5	5	3	3	0	0	0	0	1	49	77	9.00	1.800
58 Ramon Ramirez, R (6, 1) ERA: 4.15	2.0		6	1	0	0	1	0	0	0	0	0	0	13	21	0.00	0.500
50 Pedro Viola, L (8, 1) ERA: 3.0	1.0		3	0	0	0	0	0	0	0	0	0	0	9	14	0.00	0.000

PITCHER	IP	WLS	BF	H	R	ER	SO	BB	IBB	HBP	BLK	WP	HR	S	P	ERA	WHIP

WP: 0 PB: 0 SB: 2 CS: 0 PA: 32

Cincinnati Reds @ Chicago Cubs

Wrigley Field, Chicago, IL

Fri Sep 11 2009, 1:20 PM CDT

Att. 39,881 - Sunny - 72 F

livebaseballscorecards.com

TOP

Batter	1	2	3	4	5	6	7	8	9	AB	R	H	RBI	BB	SO	LOB
6 Drew Stubbs, R (1, 8) OBP: 0.306, SLG: 0.440	B FF 88 B SI 88 C FF 88 S SL 80 B SL 80 B FF 92 4-2 4 S 7 S BB		B CH 84 B FF 88 S FF 89 F FF 89 B FF 91 B FF 91 4-2 19 WP 19 1B BB	C SL 83 D SL 83 S FF 91 S FF 93 1-3 ② K		B SI 93 B SI 93 C SI 93 X SI 93 2-1 ② F9		C B C SL 82 B B SL 82 X SL 82 3-2 7 WP 1B	3	1	1	0	2	1	2
7 Paul Janish, R (1, 6) OBP: 0.294, SLG: 0.287	1 SAFE B SL 80 B FF 89 B FF 90 C FF 88 C FF 90 B FF 90 4-2 4 S 1-2 BB		B FF 90 1 SAFE F FF 88 X FF 90 1-1 ① F9	B FF 91 F FF 92 S SL 84 S FF 93 1-3 ③ K		B SI 93 S CH 85 C SI 94 B SL 86 F SI 92 F CH 86 B CU 81 X SI 93 3-2 ③ F7		S B S B 1 SAFE B FF 94 B SL 82 4-2 1-2 BB	3	0	0	0	2	1	3
19 Joey Votto, L (1, 3) OBP: 0.393, SLG: 0.523	B SL 81 F FF 88 F SL 83 D SL 82 F SL 83 F FF 94 B SL 82 F FF 93 S FF 93 3-3 ① K		B FF 89 S SL 82 S SL 83 B SL 82 B FF 93 X SL 84 3-2 4 BB 1-H 1B		B CU 71 T FF 90 B FF 91 C FF 90 X CU 73 2-2 4 1B 31 HR 1B		F SI 92 B SI 92 F SI 92 T CU 85 1-2 ① K		C FF 94 B FF 94 S SL 84 B SL 82 S SL 85 2-3 ② K	5	1	2	1	0	3	4
4 Brandon Phillips, R (1, 4) OBP: 0.330, SLG: 0.453	C SL 82 B SL 83 S FF 94 F FF 94 F FF 93 S FF 93 1-3 ② K 1-2 2-3		B FF 94 D FF 91 F FF 89 F FF 89 B FF 92 B FF 93 4-2 1-2 BB		S SL 79 X SL 79 0-1 31 HR 1-3 1B		C SI 93 B CU 83 F SI 93 F SI 93 B SI 93 C SL 86 2-3 ② K		S SL 84 C SL 84 F SL 83 F SL 85 B FF 92 X SL 84 1-2 ③ F9	4	1	1	0	1	2	4
27 Scott Rolen, R (1, 5) OBP: 0.367, SLG: 0.455	B SL 84 B SL 84 C FF 94 B SL 84 D SL 85 4-1 BB		B FF 94 C FF 94 S FF 92 F FF 94 T FF 93 1-2 ② K		C FF 91 F FF 90 B FF 90 1 SAFE F FF 92 1 SAFE F FF 90 B FF 90 X FF 92 2-2 ① F8		B SI 93 C SL 82 F SI 94 B SI 92 F CH 86 S SL 86 2-3 ③ K			3	0	0	0	1	2	4
31 Jonny Gomes, R (1, 7) OBP: 0.349, SLG: 0.563	S FF 94 B FF 95 B FF 93 F FF 94 B FF 96 F FF 96 F FF 96 X FF 95 3-2 ③ P4		F SL 83 X FF 92 0-1 ③ F8		B FF 91 1 SAFE F FF 91 1 SAFE F FF 90 X CU 72 1-2 1-H 3-H HR			B FF 91 B FF 91 B FF 90 C FF 90 X FF 90 3-1 ① F8		4	1	1	3	0	0	5
16 Darnell McDonald, R (1, 9) OBP: 0.259, SLG: 0.316		B CH 85 F FF 88 B SL 80 X FF 90 2-1 ① F9		B CH 86 C SL 81 B SL 80 B FF 90 C FF 90 F FF 93 X FF 91 3-2 ① F8	F FF 90 F FF 91 B FF 90 X FF 90 1-2 ② P3			C CU 76 S CU 79 B FF 94 B CU 77 F FF 91 X FF 92 2-2 ② F8		4	0	0	0	0	0	0
30 Craig Tatum, R (1, 2) OBP: 0.268, SLG: 0.238 51 Jared Burton, R (5, 1) 52 Daniel Herrera, L (7, 1) 60 Kevin Barker, L (8, PH) OBP: 0.333, SLG: 0.435 40 Nick Masset, R (8, 1)		X FF 88 0-0 ② G6-3		C FF 90 B FF 91 S SL 83 X SL 83 1-2 62 SH 1B	S FF 90 B FF 90 F FF 90 X FF 90 1-2 ③ G6-3			B FF 92 B SI 91 C FF 91 S FF 91 B FF 92 S FF 91 3-3 ③ K		3 0 0 1 0	0 0 0 0 0	1 0 0 0 0	0 0 0 0 0	0 0 0 1 0	0 0 0 0 0	0 0 0 0 0
62 Justin Lehr, R (1, 1) OBP: 0.176, SLG: 0.188 29 Ryan Hanigan, R (5, 2) OBP: 0.364, SLG: 0.328		B FF 87 C FF 88 B FF 90 C FF 90 F FF 91 B FF 92 C FF 92 3-3 ③ K		B FF 90 L FF 90 L FF 90 X FF 91 1-2 SH 1-2		C SI 92 F SI 93 B SL 84 F SI 93 B SL 86 X SI 94 2-2 ① G5-3			B FF 93 C F FF 93 S SL 84 1-3 ① K	1 2	0 0	0 0	0 0	1 1	0 0	0 0

Inning Stats	1	2	3	4	5	6	7	8	9
	R: 0 E: 0 K: 2 S: 21	R: 0 E: 0 K: 1 S: 7	R: 1 E: 0 K: 1 S: 15	R: 0 E: 0 K: 2 S: 16	R: 3 E: 0 K: 0 S: 19	R: 0 E: 0 K: 0 S: 11	R: 0 E: 0 K: 3 S: 11	R: 0 E: 0 K: 1 S: 9	R: 0 E: 0 K: 2 S: 16
	H: 0 LOB: 3 BB: 3 P: 40	H: 0 LOB: 0 BB: 0 P: 12	H: 1 LOB: 2 BB: 2 P: 28	H: 1 LOB: 2 BB: 0 P: 23	H: 3 LOB: 0 BB: 0 P: 26	H: 0 LOB: 0 BB: 0 P: 18	H: 0 LOB: 0 BB: 0 P: 16	H: 0 LOB: 0 BB: 0 P: 17	H: 1 LOB: 2 BB: 1 P: 27

1B: 5	SF: 0
2B: 0	SAC: 1
3B: 0	DP: 0
HR: 1	HBP: 0

WP: 2	PA: 40
PB: 0	
SB: 3	
CS: 0	

AB	33
R	4
H	6
RBI	4
BB	6
SO	12
LOB	22

PITCHER		IP	WLS	BF	H	R	ER	SO	BB	IBB	HBP	BLK	WP	HR	S	P	ERA	WHIP
40 Rich Harden, R ERA: 4.04	(1, 1)	4.0		20	2	1	1	6	5	0	0	0	1	0	59	103	2.25	1.750
44 Jeff Stevens, R ERA: 9.72	(5, 1)	1.0	W	6	3	3	3	0	0	0	0	0	0	1	19	26	27.00	3.000
47 Aaron Heilman, R ERA: 4.22	(6, 1)	2.0	H	6	0	0	0	3	0	0	0	0	0	0	22	34	0.00	0.000
33 Esmailin Caridad, R ERA: 2.89	(8, 1)	1.0	H	3	0	0	0	1	0	0	0	0	0	0	9	17	0.00	0.000
49 Carlos Marmol, R ERA: 3.24	(9, 1)	1.0	S	5	1	0	0	2	1	0	0	0	1	0	16	27	0.00	2.000

PITCHER		IP	WLS	BF	H	R	ER	SO	BB	IBB	HBP	BLK	WP	HR	S	P	ERA	WHIP

Batter	1	2	3	4	5	6	7	8	9	AB	R	H	RBI	BB	SO	LOB
1 Kosuke Fukudome, L (1, 8) OBP: 0.380, SLG: 0.440	B CH 80 C FF 83 B CH 76 B CH 77 B CH 82 4-1 21 G3-6-3 BB		B CH 83 B FC 83 C FC 84 X SI 84 2-1 ② G2-3		B CH 76 C FF 82 B CH 78 B FC 81 D CH 83 4-1 16 WP 16 1B BB		X SI 85 0-0 ② G4-3			2	1	0	0	2	0	0
21 Milton Bradley, S (1, 9) OBP: 0.387, SLG: 0.412	C FF 84 ① B CU 70 ② F FC 84 B CU 70 1 SAFE X SI 85 2-2 G3-6-3 1-2f		X SI 85 0-0 25 2B 16 1B 1B		C CU 70 F FC 82 B CH 81 T CU 71 1-2 ① K		C SI 84 X CH 73 0-1 ③ F9			4	1	1	0	0	1	2
25 Derrek Lee, R (1, 3) OBP: 0.378, SLG: 0.570	C FF 86 B CU 72 X CU 70 1-1 ③ G1-3		C FF 86 X FF 85 0-1 16 1B 1-3 2B		S CH 79 1 SAFE B CU 72 D SL 76 X CU 70 2-1 ② F8			B FF 93 C FF 94 S FC 89 F FC 90 X FC 89 1-2 ① G1-3		4	1	1	0	0	0	1
16 Aramis Ramirez, R (1, 5) OBP: 0.375, SLG: 0.518		B CH 78 F FC 85 H CH 77 2-1 28 FC4-6 6 BB 18 SF9 HBP	B FC 83 C CU 72 B FC 84 X FC 86 2-1 2-H 3-H 1B		C CH 78 B SI 85 B CU 72 C CU 70 F CU 73 F SI 85 X CH 80 2-2 6 S 1-H 1B			B FC 88 B FF 93 X FC 89 2-0 24 2B 1B		3	2	3	3	0	0	0
6 Micah Hoffpauir, L (1, 7) OBP: 0.289, SLG: 0.446 47 Aaron Heilman, R (6, 1) 33 Esmailin Caridad, R (8, 1) 24 Bobby Scales, S (8, PH) OBP: 0.330, SLG: 0.456 49 Carlos Marmol, R (9, 1)		B FF 84 B SI 83 B FC 82 B FF 84 4-0 28 FC4-6 1-2 BB	B CU 70 T FF 86 F CU 71 F FF 86 F CH 79 B CU 71 X SI 86 2-2 ③ P5		C FF 89 B CH 84 F CH 84 X CH 83 1-2 ③ F9 1-2			B SI 94 C SI 93 X SI 94 1-1 1-H 2B		2 0 0 1 0	0 0 0 0 0	0 0 0 1 0	0 0 0 1 0	1 0 0 0 0	0 0 0 0 0	2 0 0 0 0
28 Jeff Baker, R (1, 4) OBP: 0.357, SLG: 0.445		C SI 85 X FC 83 0-1 ① FC4-6 1-2f 2-3		C SL 78 X FF 85 0-1 ① F9		C FC 88 B FC 88 C FF 88 B SL 82 X FC 88 2-2 ① G6-3		B FC 89 C F FF 95 F FC 91 S SI 94 1-3 ② K		4	0	0	0	0	1	3
18 Geovany Soto, R (1, 2) OBP: 0.325, SLG: 0.394 55 Koyie Hill, S (9, 2) OBP: 0.319, SLG: 0.335		1 SAFE F SI 86 B SI 85 X FF 84 1-1 ② SF9 3-H		C SL 78 F CU 70 B FF 85 F SI 84 F CU 72 B FC 85 B SI 85 X SI 84 3-2 HR		F FF 89 B SL 82 X FF 90 1-1 ② G6-3		S FS 91 S FC 91 X FF 95 0-2 ③ G3-1		3 0	1 0	1 0	2 0	0 0	0 0	1 0
2 Ryan Theriot, R (1, 6) OBP: 0.335, SLG: 0.379		F SL 79 B FC 85 X FF 85 1-1 ③ F9		X FF 83 0-0 ② G4-3		B SL 80 C FF 89 X SL 82 1-1 ③ G2-3				3	0	0	0	0	0	1
40 Rich Harden, L (1, 1) OBP: 0.205, SLG: 0.209 7 Aaron Miles, S (4, PH) OBP: 0.220, SLG: 0.238 44 Jeff Stevens, R (5, 1) 27 Sam Fuld, L (6, 7) OBP: 0.393, SLG: 0.357			X CH 82 0-0 ① F9	B SL 75 F SI 83 X FF 85 1-1 ③ G4-3			C SI 84 B FF 82 C SL 74 X SC 64 1-2 ① F9			1 1 0 1	0 0 0 0	0 0 0 0	0 0 0 0	0 0 0 0	0 0 0 0	0 0 0 0
Inning Stats	R: 0 E: 0 K: 0 S: 6 H: 0 LOB: 0 BB: 1 P: 13	R: 1 E: 0 K: 0 S: 7 H: 0 LOB: 1 BB: 1 P: 15	R: 2 E: 0 K: 0 S: 13 H: 3 LOB: 1 BB: 0 P: 19	R: 1 E: 0 K: 0 S: 10 H: 1 LOB: 0 BB: 0 P: 14	R: 1 E: 0 K: 1 S: 14 H: 1 LOB: 1 BB: 1 P: 24	R: 0 E: 0 K: 0 S: 7 H: 0 LOB: 0 BB: 0 P: 11	R: 0 E: 0 K: 0 S: 6 H: 0 LOB: 0 BB: 0 P: 7	R: 1 E: 0 K: 1 S: 14 H: 2 LOB: 1 BB: 0 P: 19		1B: 4 2B: 2 3B: 0 HR: 1 SF: 1 SAC: 0 DP: 1 HBP: 1						

PITCHER		IP	WLS	BF	H	R	ER	SO	BB	IBB	HBP	BLK	WP	HR	S	P	ERA	WHIP
62 Justin Lehr, R ERA: 4.93	(1, 1)	4.2	L	22	5	5	5	1	3	0	1	0	1	1	47	81	9.64	1.714
51 Jared Burton, R ERA: 5.14	(5, 1)	1.1		4	0	0	0	0	0	0	0	0	0	0	10	15	0.00	0.000
52 Daniel Herrera, L ERA: 2.95	(7, 1)	1.0		3	0	0	0	0	0	0	0	0	0	0	6	7	0.00	0.000
40 Nick Masset, R ERA: 2.76	(8, 1)	1.0		5	2	1	1	1	0	0	0	0	0	0	14	19	9.00	2.000

PITCHER	IP	WLS	BF	H	R	ER	SO	BB	IBB	HBP	BLK	WP	HR	S	P	ERA	WHIP

BOTTOM

Cincinnati Reds @ Chicago Cubs

Wrigley Field, Chicago, IL

Fri Sep 11 2009, 1:20 PM CDT

Att. 39,881 - Sunny - 72 F

livebaseballscorecards.com

AB	29
R	6
H	7
RBI	6
BB	3
SO	2
LOB	10

Batter	1	2	3	4	5	6	7	8	9	AB	R	H	RBI	BB	SO	LOB
6 Drew Stubbs, R (1, 8) OBP: 0.298, SLG: 0.425	C FF 88 F CH 79 B CH 82 B FF 90 B SL 84 X SL 83 3-2 ① P5		B FF 88 F FF 90 F SL 84 F SL 83 B SI 89 B SL 84 X SL 84 3-2 FC5 19 E 4 1B 1-3 2-H	B FF 89 F SL 82 X SI 89 1-1 16 1B 19 E 2-3 1B	1 SAFE C FF 89 B FF 90 B SI 89 F FF 90 X CU 78 2-2 ③ F9 1-2			B CH 83 S CH 82 T CH 83 X CH 82 1-2 ② G5-3	C SL 84 F SL 83 C SL 83 0-3 ③ K	6	2	1	0	0	1	4
16 Darnell McDonald, R (1, 9) OBP: 0.267, SLG: 0.321	B SL 82 X SL 82 1-0 ② G6-3		F SL 85 X SI 88 0-1 ① FC6-2 4 1B 19 E 3-H	C SL 84 B FF 91 X CH 82 1-1 4 BB 19 E 27 BB 1-3 3-H 1B		C FF 94 B SL 83 F FF 94 X FF 95 1-2 ① L5		C FF 91 B FF 91 S CH 81 F CH 83 B FF 90 B CH 82 X CH 82 3-2 1B		5	1	2	1	0	0	2
19 Joey Votto, L (1, 3) OBP: 0.390, SLG: 0.518	B SI 87 B CH 81 B SI 88 C FF 89 X SL 84 3-1 ③ P6		F SL 83 F SI 89 X SL 84 0-2 FC3 4 1B 1-2 2-3	B SI 89 F FC 86 B SL 83 C SL 83 X CH 84 2-2 E3 27 BB 4 BB 1-2 3-H		B FS 86 B FS 86 C FF 95 B FF 96 S FF 95 B FF 96 4-2 4 G4-6-3 BB		F FF 90 F CH 82 1 SAFE S SL 84 0-3 ③ K		4	0	0	0	1	1	4
4 Brandon Phillips, R (1, 4) OBP: 0.332, SLG: 0.453		X FF 88 0-0 ① F9	F SL 85 B SL 84 X SI 89 1-1 1-2 2-3 3-H 1B	C SL 84 S SL 83 B SL 83 F FF 90 F CH 84 B SL 84 F SL 82 D CH 84 F CH 84 4-2 B SL 84 27 BB 1-2 2-3 BB		S SL 84 S SL 84 D SL 85 X FF 95 1-2 ② ③ G4-6-3 1-2f			S FF 94 T FF 94 F FF 94 B FF 94 X SL 84 1-2 27 G6-3 1B	4	0	2	1	1	0	1
27 Scott Rolen, R (1, 5) OBP: 0.367, SLG: 0.453		B SL 84 C FF 89 S CH 82 B CH 84 F FF 91 B SI 88 X SL 84 3-2 ② G6-3	B SL 84 B FF 90 X SL 85 2-0 ② F6	C SI 90 B CH 83 B FF 91 C FF 90 B FF 90 B FF 90 4-2 31 FC5-4 1-2 2-3 3-H BB			C FF 92 B FF 92 S CU 82 B CU 82 X FF 93 2-2 31 G6-4-3 1B	1 SAFE 1 SAFE B FF 94 X SL 84 1-0 ① ② G6-3 1-2f	4	0	1	1	1	0	4
31 Jonny Gomes, R (1, 7) OBP: 0.350, SLG: 0.556 29 Ryan Hanigan, R (9, 2) OBP: 0.364, SLG: 0.328		B FF 90 S SL 83 F FF 91 F FF 91 B SL 83 B SL 84 B FF 90 4-2 BB	X SL 84 0-0 ③ F9	B FF 91 F FF 89 B FF 91 X FF 91 2-1 ③ FC5-4 1-2f			B FF 93 X FF 92 1-0 ① ② G6-4-3 1-2f	B FF 95 B FF 95 C SL 84 B SL 84 B SL 83 4-1 60 BB 15 2B BB	3 0	1 0	0 0	0 0	2 0	0 0	7 0
23 Adam Rosales, R (1, 6) OBP: 0.291, SLG: 0.303 40 Nick Masset, R (7, 1) 53 Arthur Rhodes, L (8, 1) 60 Kevin Barker, L (9, PH) OBP: 0.360, SLG: 0.435 48 Francisco Cordero, R (9, 1)		C SL 84 S SI 88 D SL 84 X SL 83 1-2 ③ G1-3		C FC 87 B SI 86 S CH 80 B FF 89 F SL 84 X SL 85 2-2 6 1B 47 SH3 16 1B 1B	C FF 90 B CU 79 B FF 91 B FF 91 B FF 90 4-1 6 S BB		B CU 81 B FF 93 B FF 93 B FF 93 4-0 BB	B FF 94 F FF 94 B FF 95 F SL 84 B SL 83 F SL 84 B FF 93 4-2 1-2 15 2B BB	2 0 0 0 0	1 0 0 1 0	1 0 0 0 0	0 0 0 0 0	2 0 0 1 0	0 0 0 0 0	1 0 0 0 0
37 Corky Miller, R (1, 2) OBP: 0.262, SLG: 0.216 15 Drew Sutton, S (9, PH) OBP: 0.276, SLG: 0.308 (9, 7)			X FF 88 0-0 6 FC5 47 SH 6 E 1B	S CH 81 X SL 83 0-1 ① P4	C FF 90 F FF 90 F FF 92 F CU 80 1 SAFE F FF 90 C CU 78 0-3 ① K		X FF 93 0-0 ③ F9		B SL 83 C SL 84 X FF 94 1-1 1-H 2-H 2B	4 1	1 0	1 1	0 2	0 0	1 0	3 0
47 Johnny Cueto, R (1, 1) OBP: 0.178, SLG: 0.119 52 Daniel Herrera, L (6, 1) 58 Ramon Ramirez, R (6, 1) 7 Paul Janish, R (7, 6) OBP: 0.296, SLG: 0.286			X FF 88 0-0 SH 6 E 16 FC6-2 1-2	X FF 89 0-0 ② SH3 1-2	L FF 90 1 SAFE B CU 76 L FF 88 S CU 78 1-3 ② K			C FF 89 F CH 82 F CH 82 B FF 90 S CH 82 1-3 ① K	C FF 94 B FF 93 H SL 82 2-1 HBP	1 0 0 1	0 0 0 0	0 0 0 0	0 0 0 0	0 0 0 1	1 0 0 0	1 0 0 0

Cincinnati Reds @ Chicago Cubs

Wrigley Field, Chicago, IL

Sat Sep 12 2009, 12:05 PM CDT

Att. 40,351 - Partly Cloudy - 73 F

TOP

livebaseballscorecards.com

AB	35
R	7
H	9
RBI	5
BB	8
SO	5
LOB	27

Inning Stats	1	2	3	4	5	6	7	8	9	1B	SF	WP	PA
	R: 0 E: 0 K: 0 S: 6	R: 0 E: 0 K: 0 S: 11	R: 2 E: 3 K: 0 S: 15	R: 3 E: 1 K: 0 S: 24	R: 0 E: 0 K: 2 S: 13	R: 0 E: 0 K: 0 S: 8	R: 0 E: 0 K: 0 S: 5	R: 0 E: 0 K: 2 S: 14	R: 2 E: 0 K: 1 S: 15	8	0	0	46
	H: 0 LOB: 0 BB: 0 P: 13	H: 0 LOB: 1 BB: 1 P: 19	H: 2 LOB: 3 BB: 0 P: 21	H: 3 LOB: 3 BB: 2 P: 40	H: 0 LOB: 1 BB: 1 P: 20	H: 0 LOB: 0 BB: 1 P: 14	H: 1 LOB: 1 BB: 1 P: 12	H: 1 LOB: 1 BB: 0 P: 19	H: 2 LOB: 2 BB: 2 P: 28	2B: 1 3B: 0 HR: 0	SAC: 2 DP: 3 HBP: 1	PB: 0 SB: 1 CS: 0	

PITCHER		IP	WLS	BF	H	R	ER	SO	BB	IBB	HBP	BLK	WP	HR	S	P	ERA	WHIP
36 Randy Wells, R ERA: 2.83	(1, 1)	3.2		23	5	5	1	0	3	0	0	0	0	0	54	89	2.46	2.182
54 David Patton, R ERA: 5.33	(4, 1)	1.1		5	0	0	0	2	1	0	0	0	0	0	15	24	0.00	0.750
29 Jeff Samardzija, R ERA: 7.53	(6, 1)	1.0		3	0	0	0	0	1	0	0	0	0	0	8	14	0.00	1.000
63 Kevin Gregg, R ERA: 4.85	(7, 1)	1.0		4	1	0	0	0	1	0	0	0	0	0	5	12	0.00	2.000
43 John Grabow, L ERA: 2.91	(8, 1)	1.0		4	1	0	0	2	0	0	0	0	0	0	14	19	0.00	1.000

PITCHER		IP	WLS	BF	H	R	ER	SO	BB	IBB	HBP	BLK	WP	HR	S	P	ERA	WHIP
49 Carlos Marmol, R ERA: 3.46	(9, 1)	1.0	L	7	2	2	2	1	2	0	1	0	0	0	15	28	18.00	4.000

Batter	1	2	3	4	5	6	7	8	9	AB	R	H	RBI	BB	SO	LOB
1 Kosuke Fukudome, L (1, 8) OBP: 0.378, SLG: 0.435	F SI 90 C FF 91 F FF 92 X SL 86 0-2 G3		B SI 93 C CH 84 B CH 82 F SI 94 X SL 90 2-2 G4-3		S CH 84 B CH 83 F SI 94 X CH 85 1-2 FC4 1-2f		C FF 89 B CH 81 C CH 82 B FF 87 F FF 88 B CH 82 B FF 89 4-2 16 1B 25 BB 18 2B BB		C FF 93 B CH 86 F FF 93 X FF 95 1-2 G3-1	4	1	0	0	1	0	2
2 Ryan Theriot, R (1, 6) OBP: 0.336, SLG: 0.378	C FF 92 B SL 87 F FF 91 X SI 92 1-2 16 BB 1B		B SI 94 X SI 94 1-0 G5-3			C FF 94 B FF 93 B SI 93 C CH 83 F FF 95 B SL 83 B CH 83 4-2 25 1B 16 1B BB	X FF 89 0-0 F9		B SL 88 B FF 93 C FF 93 X FF 93 2-1 F9	4	1	1	0	1	0	1
25 Derrek Lee, R (1, 3) OBP: 0.379, SLG: 0.567	X FF 92 0-0 F8			C FF 94 B FF 92 X CH 83 1-1 G5-3		S FF 94 F FF 94 X SL 84 0-2 21 F8 16 1B 18 2B 1-3 1B	B FF 89 D CH 82 B FF 88 C FF 89 S FF 90 B FF 90 4-2 16 1B 18 2B 1-2 BB		X FF 93 0-0 G6-3	4	2	1	0	1	0	1
16 Aramis Ramirez, R (1, 5) OBP: 0.380, SLG: 0.520	B FF 93 1 SAFE B FF 92 S CH 82 S SI 92 1 SAFE D CH 84 F CH 85 F FF 93 4-2 F CH 84 B SI 93 1-2 BB			B FF 94 X FF 93 1-0 F9		X FF 94 0-0 18 2B 24 SF8 1-2 3-H 1B	D FC 90 C SI 93 S FC 90 X FF 92 1-2 18 2B 1-2 2-3 1B			3	1	2	1	1	0	0
21 Milton Bradley, S (1, 9) OBP: 0.384, SLG: 0.408	S CH 83 B SI 93 X SI 93 1-1 G3			B SI 93 C FF 93 F SI 93 S FF 95 1-3 K		X CH 84 0-0 F8 2-3	F FF 94 B SI 92 F FS 88 F SL 82 B FF 94 S FS 89 2-3 K			4	0	0	0	0	2	7
18 Geovany Soto, R (1, 2) OBP: 0.331, SLG: 0.404		B FF 91 X FF 91 1-0 G5-3			C FF 93 B SI 93 S SL 85 B FF 94 B SL 85 B FF 93 4-2 5 HBP BB	X FF 94 0-0 1-3 3-H 2B	B FC 89 S FC 90 B FF 92 X FF 94 2-1 1-H 2-H 3-H 2B			3	0	2	3	1	0	0
24 Bobby Scales, S (1, 7) OBP: 0.315, SLG: 0.439		C SI 91 F CH 84 B FF 93 X CH 85 1-2 G3			B SI 93 C SI 92 S CH 83 B CH 83 C FF 94 2-3 K	X SI 82 0-0 SF8 3-H		B FF 90 S FF 91 X FF 90 1-1 F9		3	0	0	1	0	1	1
13 Andrés Blanco, S (1, 4) OBP: 0.300, SLG: 0.337 63 Kevin Gregg, R (7, 1) 43 John Grabow, L (8, 1) 7 Aaron Miles, S (8, PH) OBP: 0.219, SLG: 0.237 49 Carlos Marmol, R (9, 1)		B FF 93 B SI 92 X FF 92 2-0 L4			S FF 93 B FF 92 B FF 93 C CH 82 S CH 82 2-3 K	C SC 65 B FF 80 D SC 63 B SI 81 F CH 73 B SC 65 4-2 BB		S SL 80 F FF 91 B FF 91 F SL 80 X FF 90 1-2 F8		2 0 0 1 0	0 0 0 0 0	0 0 0 0 0	0 0 0 0 0	1 0 0 0 0	1 0 0 0 0	1 0 0 0 0
36 Randy Wells, R (1, 1) OBP: 0.209, SLG: 0.220 54 David Patton, R (4, 1) 5 Jake Fox, R (5, PH) OBP: 0.330, SLG: 0.517 29 Jeff Samardzija, R (6, 1) 28 Jeff Baker, R (6, PH) OBP: 0.353, SLG: 0.439 (7, 4)			B FF 91 B FF 89 C CH 88 F FF 93 F FF 94 X SL 85 2-2 G5-6-3		H SI 93 1-0 1 FC4 1-2 HBP	X FF 88 0-0 F7		B FF 92 B FF 86 C FF 90 B FF 91 F FF 91 X FF 92 3-2 G6-3		1 0 0 0 2	0 0 0 0 0	0 0 0 0 0	0 0 0 0 0	0 0 0 0 0	0 0 0 0 0	0 0 0 0 2
Inning Stats	R: 0 E: 0 K: 0 S: 15 H: 1 LOB: 2 BB: 1 P: 21	R: 0 E: 0 K: 0 S: 5 H: 0 LOB: 0 BB: 0 P: 9	R: 0 E: 0 K: 0 S: 8 H: 0 LOB: 0 BB: 0 P: 13	R: 0 E: 0 K: 1 S: 6 H: 0 LOB: 0 BB: 0 P: 9	R: 0 E: 0 K: 2 S: 11 H: 0 LOB: 2 BB: 1 P: 21	R: 3 E: 0 K: 0 S: 13 H: 3 LOB: 2 BB: 2 P: 21	R: 2 E: 0 K: 1 S: 15 H: 2 LOB: 2 BB: 2 P: 28	R: 0 E: 0 K: 0 S: 9 H: 0 LOB: 0 BB: 0 P: 14	R: 0 E: 0 K: 0 S: 6 H: 0 LOB: 0 BB: 0 P: 9	1B: 4 2B: 2 3B: 0 HR: 0	SF: 1 SAC: 0 DP: 0 HBP: 1		WP: 0 PB: 0 SB: 0 CS: 0	PA: 39			

BOTTOM

Cincinnati Reds @ Chicago Cubs

Wrigley Field, Chicago, IL

Sat Sep 12 2009, 12:05 PM CDT
Att. 40,351 - Partly Cloudy - 73 F

livebaseballscorecards.com

AB	31
R	5
H	6
RBI	5
BB	6
SO	4
LOB	15

PITCHER		IP	WLS	BF	H	R	ER	SO	BB	IBB	HBP	BLK	WP	HR	S	P	ERA	WHIP
47 Johnny Cueto, R ERA: 4.41	(1, 1)	5.1		24	4	3	3	3	3	0	1	0	0	0	54	86	5.06	1.312
52 Daniel Herrera, L ERA: 2.93	(6, 1)	0.1	H	2	0	0	0	0	1	0	0	0	0	0	3	7	0.00	3.000
58 Ramon Ramirez, R ERA: 7.2	(6, 1)	0.2	H	4	0	2	2	0	2	0	0	0	0	0	7	15	27.00	3.000
40 Nick Masset, R ERA: 2.73	(7, 1)	0.2	B	3	2	0	0	1	0	0	0	0	0	0	9	14	0.00	3.000
53 Arthur Rhodes, L ERA: 2.66	(8, 1)	1.0	W	3	0	0	0	0	0	0	0	0	0	0	9	14	0.00	0.000

PITCHER		IP	WLS	BF	H	R	ER	SO	BB	IBB	HBP	BLK	WP	HR	S	P	ERA	WHIP
48 Francisco Cordero, R ERA: 2.4	(9, 1)	1.0	S	3	0	0	0	0	0	0	0	0	0	0	6	9	0.00	0.000

Batter	1	2	3	4	5	6	7	8	9	AB	R	H	RBI	BB	SO	LOB
6 Drew Stubbs, R (1, 8) OBP: 0.303, SLG: 0.423	B FF 84 B FF 84 B FF 84 C FF 84 F FF 85 X FF 86 3-2 F8 ①		X FF 85 0-0 P4 ②		C FF 84 X CH 76 0-1 G3 ①		B FF 92 C FF 91 B CU 75 F FF 90 X FF 92 2-2 7 G5-4-3 1B		X FF 91 0-0 2-H 3-H 1B	5	0	2	2	0	0	0
7 Paul Janish, R (1, 6) OBP: 0.298, SLG: 0.299	B FF 83 C CH 83 F SL 79 F FF 86 F SL 82 B CU 69 B FF 86 F FF 86 F SL 80 3-2 F FF 86 X FF 85 P4 ②		F CH 82 B FF 88 B CH 78 S CH 78 F CH 78 X CH 79 2-2 2B		B FF 84 B CH 76 X CH 78 2-0 19 G4-3 2B		B FF 90 X CH 86 1-0 ② ③ G5-4-3 1-2f		F FF 89 B CH 81 F CH 82 C CH 83 1-3 ③	5	0	2	0	0	1	2
19 Joey Votto, L (1, 3) OBP: 0.391, SLG: 0.516	B FF 84 B CH 76 B SL 78 C FF 87 C FF 85 X SL 82 3-2 4 1B 1B		B FF 86 F SI 86 F FF 88 B SL 83 F SL 82 B FF 89 F FF 88 B CH 80 4-2 BB		C FF 87 2 SAFE B SI 88 B FF 87 C SL 81 X FF 88 2-2 ② G4-3 2-3			F FF 91 B FF 91 B FF 91 B FF 91 C FF 92 S 3-3 ① K		3	0	1	0	1	1	1
4 Brandon Phillips, R (1, 4) OBP: 0.332, SLG: 0.452	B FF 86 1 SAFE X SL 79 1-0 1-2 1B		F FF 88 S FF 88 S FF 89 0-3 ③ K		S FF 88 D CH 81 X FF 89 1-1 ③ F9			C CU 81 C FF 92 C 0-3 ② K		4	0	1	0	0	2	3
27 Scott Rolen, R (1, 5) OBP: 0.366, SLG: 0.453	X FF 86 0-0 ③ F7			C FF 85 B CH 78 B FF 86 F SL 80 F FF 86 X CU 69 2-2 31 F9 2B		B SL 81 F FF 85 C CH 77 B FF 86 B SL 81 F FF 87 X SL 81 3-2 ① F8		C FF 92 B CU 81 B FF 92 X FF 92 2-1 ③ G5-3		4	0	1	0	0	0	2
31 Jonny Gomes, R (1, 7) OBP: 0.345, SLG: 0.547		T FF 84 C FF 85 B FF 87 C FF 86 1-3 ① K		X FF 87 0-0 ① F9 2-3		F SI 87 B FF 88 X SL 81 1-1 ② P2			X FF 89 0-0 ① G5-3	4	0	0	0	0	1	1
16 Darnell McDonald, R (1, 9) OBP: 0.278, SLG: 0.353		C FF 87 S FF 86 F FF 88 B CU 70 S SL 82 1-3 ② K		X FF 88 0-0 ② P4		B FF 86 F SL 82 F FF 85 B SL 83 B SL 81 X SL 80 3-2 2B			C FF 88 F FF 89 X SL 82 0-2 23 2B 6 1B 2B	4	1	2	0	0	1	1
29 Ryan Hanigan, R (1, 2) OBP: 0.363, SLG: 0.325 51 Jared Burton, R (6, 1) 46 Carlos Fisher, R (8, 1) 23 Adam Rosales, R (9, PH) OBP: 0.294, SLG: 0.311		C FF 86 F FF 87 B CU 70 C FF 87 1-3 ③ K		I IN 59 I IN 60 I IN 59 I IN 58 4-0 IBB		C FF 86 F FF 88 F FF 88 F CU 72 B FF 88 B CH 79 F CH 79 F CH 80 F FF 88 2-3 F CH 80 S SL 83 ③ K		X FF 89 0-0 6 1B 2-3 2B	2 0 0 1	0 0 0 1	0 0 0 1	0 0 0 0	1 0 0 0	2 0 0 0	1 0 0 0
34 Homer Bailey, R (1, 1) OBP: 0.069, SLG: 0.069 50 Pedro Viola, R (6, 1) 37 Corky Miller, R (6, 2) OBP: 0.256, SLG: 0.211			C FF 83 C FF 84 F CU 67 S FF 85 0-3 ① K	B FF 88 S FF 87 F FF 88 B FF 89 F FF 89 S FF 89 2-3 ③ K			B FF 90 B FF 91 S FF 91 F FF 91 F FF 93 F FF 93 F FF 92 X CU 76 2-2 ① P2		B FF 90 B CH 80 B FF 89 C FF 88 X FF 89 3-1 ② F8	2 0 2	0 0 0	0 0 0	0 0 0	0 0 0	2 0 0	2 0 2
Inning Stats	R: 0 H: 2 E: 0 LOB: 2 K: 0 BB: 0 S: 16 P: 26	R: 0 H: 0 E: 0 LOB: 0 K: 3 BB: 0 S: 10 P: 13	R: 0 H: 1 E: 0 LOB: 2 K: 2 BB: 1 S: 16 P: 22	R: 0 H: 1 E: 0 LOB: 2 K: 1 BB: 1 S: 10 P: 18	R: 0 H: 1 E: 0 LOB: 1 K: 0 BB: 0 S: 8 P: 13	R: 0 H: 1 E: 0 LOB: 0 K: 1 BB: 0 S: 18 P: 27	R: 0 H: 1 E: 0 LOB: 0 K: 0 BB: 0 S: 10 P: 15	R: 0 H: 0 E: 0 LOB: 0 K: 2 BB: 0 S: 8 P: 13	R: 2 H: 3 E: 0 LOB: 1 K: 1 BB: 0 S: 11 P: 15	1B: 4 SF: 0 2B: 6 SAC: 0 3B: 0 DP: 1 HR: 0 HBP: 0						

PITCHER		IP	WLS	BF	H	R	ER	SO	BB	IBB	HBP	BLK	WP	HR	S	P	ERA	WHIP
30 Ted Lilly, L ERA: 3.05	(1, 1)	6.0	W	26	6	0	0	7	1	1	0	0	0	0	78	119	0.00	1.167
33 Esmailin Caridad, R ERA: 2.61	(7, 1)	1.0	H	3	1	0	0	0	0	0	0	0	0	0	10	15	0.00	1.000
63 Kevin Gregg, R ERA: 4.77	(8, 1)	1.0		3	0	0	0	2	0	0	0	0	0	0	8	13	0.00	0.000
43 John Grabow, L ERA: 3.14	(9, 1)	1.0		6	3	2	2	1	0	0	0	0	0	0	11	15	18.00	3.000

PITCHER	IP	WLS	BF	H	R	ER	SO	BB	IBB	HBP	BLK	WP	HR	S	P	ERA	WHIP

TOP

Cincinnati Reds @ Chicago Cubs

Wrigley Field, Chicago, IL

Sun Sep 13 2009, 1:20 PM CDT

Att. 39,805 - Sunny - 72 F

livebaseballscorecards.com

AB	36
R	2
H	10
RBI	2
BB	2
SO	10
LOB	15

WP: 0	PB: 0	SB: 0	CS: 0	PA:	38	

Batter	1	2	3	4	5	6	7	8	9	AB	R	H	RBI	BB	SO	LOB
1 Kosuke Fukudome, L (1, 8) OBP: 0.375, SLG: 0.431	B FF 92 C FF 92 B FF 92 C FF 94 X FF 94 2-2 E4 16 FC5-4		C FF 95 X FF 94 0-1 ① FC3-6 21 CS 1-2f	C FF 94 S FF 95 S FF 94 0-3 ③ K		D SI 92 F FF 91 X FF 93 1-1 ② P2		F SI 91 F SI 92 B FF 94 C SL 82 1-3 ② K		5	0	0	0	0	2	6
21 Milton Bradley, S (1, 9) OBP: 0.380, SLG: 0.403	1 SAFE 1 SAFE C FF 93 S FF 94 S FF 94 0-3 K ①		1 SAFE S FF 94 1 SAFE B FF 95 B FF 96 F FF 94 S CH 87 2-3 ②③ K 1-2		X FF 92 0-0 ① L6	B FF 90 B FF 91 F FC 91 B FF 90 F FF 90 C FF 90 3-3 ③ K		B FF 92 F SI 91 X SI 94 1-1 ③ G6-3		5	0	0	0	0	3	5
25 Derrek Lee, R (1, 3) OBP: 0.381, SLG: 0.575	C FF 94 F FF 94 F FF 93 B FF 94 B SL 87 X FF 94 2-2 ② F7			C FF 94 C SL 85 X SL 87 0-2 16 1B 55 1B 1B	B FF 94 B FF 94 X FF 94 2-0 16 1B 1B		B FF 89 F FF 89 B FF 90 X FF 89 2-1 HR			4	2	3	1	0	0	1
16 Aramis Ramirez, R (1, 5) OBP: 0.382, SLG: 0.519	B FF 95 S FF 95 B FF 96 X FF 95 2-1 ③ FC5-4 1-2f			B FF 94 S FF 94 C FF 96 B FF 95 B KC 79 X FF 96 3-2 55 1B 6 BB 13 1B 1-3 1B	X FF 93 0-0 28 FC6-4 1-2 1B		C CH 87 F CH 87 B FF 91 C SI 90 1-3 ① K			4	1	2	0	0	1	1
6 Micah Hoffpauir, L (1, 7) OBP: 0.293, SLG: 0.444 27 Sam Fuld, L (8, 7) OBP: 0.393, SLG: 0.357		C FF 93 X CH 87 0-1 55 FC3-6 1B		B FF 94 B SI 94 B FF 93 C SI 92 F FF 96 F FF 94 B KC 75 4-2 55 1B 13 1B 1-2 BB	F SI 92 B FF 94 S FF 95 S FF 95 1-3 ② K		X FF 91 0-0 ② L7			3 0	1 0	1 0	0 0	1 0	1 0	2 0
28 Jeff Baker, R (1, 4) OBP: 0.345, SLG: 0.429		B FF 94 1 SAFE F FF 94 S FF 94 B FF 94 F FF 93 F SL 87 B SL 85 X FF 95 3-2 ① F9		F FF 94 S FF 95 F FF 94 F SL 87 T FF 96 0-2 ① K	B FF 95 F FF 94 T FF 95 B FF 96 X KC 78 2-2 ③ FC6-4 1-2f		S FF 90 B FF 91 F SI 91 S CH 88 1-3 ③ K			4	0	0	0	0	2	6
55 Koyie Hill, S (1, 2) OBP: 0.321, SLG: 0.335		X FF 94 0-0 ② FC3-6 1-2f		F SI 94 S FF 94 X CH 89 0-2 13 1B 1-2 2-3 3-H 1B		F FF 92 B FF 93 C KC 76 F FF 94 F FF 95 F SL 86 B FF 94 B FF 95 F FF 96 3-2 ① G3		B FF 92 B FF 93 S SI 92 F SI 93 B FF 94 B FF 94 4-2 13 1B 24 FC4-6 BB		3	1	1	1	1	0	1
13 Andrés Blanco, S (1, 6) OBP: 0.316, SLG: 0.352		B FF 92 S FF 93 C FF 94 X FF 95 1-2 ③ G4-3		C FF 95 S FF 95 F FF 96 X FF 95 0-2 1-3 2-H 3-H 1B		X FF 96 0-0 17 2B 1B		L SI 93 1 SAFE F SL 84 F FF 94 X SL 83 0-2 24 FC4-6 1-3 1B		4	0	3	2	0	0	1
30 Ted Lilly, L (1, 1) OBP: 0.07, SLG: 0.151 17 Mike Fontenot, L (6, PH) OBP: 0.298, SLG: 0.378 33 Esmailin Caridad, R (7, 1) 63 Kevin Gregg, R (8, 1) 24 Bobby Scales, S (8, PH) OBP: 0.312, SLG: 0.434 43 John Grabow, L (9, 1)			B FF 92 B FF 91 C FF 93 S SI 91 B FF 94 B SI 93 4-2 1 FC3-6 BB	P PO 85 F FF 93 C FF 94 S FF 95 1-3 ② K		1 SAFE C FF 92 C KC 74 F FF 95 B FF 96 F FF 96 F FF 96 B FF 96 X FF 92 2-2 1-3 2B		S SI 93 S SI 92 X SI 94 0-2 ① FC4-6 1-2f 3-H		1 1 0 0 1 0	0 0 0 0 0 0	0 1 0 0 0 0	0 0 0 0 1 0	1 0 0 0 0 0	1 0 0 0 0 0	2 0 0 0 1 0
Inning Stats	R: 0 E: 1 K: 1 S: 12 H: 0 LOB: 1 BB: 0 P: 18	R: 0 E: 0 K: 0 S: 11 H: 1 LOB: 1 BB: 0 P: 15	R: 0 E: 0 K: 1 S: 7 H: 0 LOB: 0 BB: 1 P: 13	R: 3 E: 0 K: 3 S: 28 H: 4 LOB: 2 BB: 1 P: 35	R: 0 E: 0 K: 1 S: 9 H: 2 LOB: 2 BB: 0 P: 14	R: 0 E: 0 K: 1 S: 20 H: 2 LOB: 2 BB: 0 P: 29	R: 1 E: 0 K: 2 S: 9 H: 1 LOB: 0 BB: 0 P: 13	R: 1 E: 0 K: 1 S: 14 H: 1 LOB: 1 BB: 1 P: 20		1B: 9 2B: 1 3B: 0 HR: 1 SF: 0 SAC: 0 DP: 0 HBP: 0			WP: 0 PB: 0 SB: 0 CS: 1 PA: 38		

PITCHER		IP	WLS	BF	H	R	ER	SO	BB	IBB	HBP	BLK	WP	HR	S	P	ERA	WHIP
34 Homer Bailey, R ERA: 5.56	(1, 1)	5.1	L	27	9	3	3	6	2	0	0	0	0	0	82	115	5.06	2.062
50 Pedro Viola, L ERA: 2.7	(6, 1)	0.1		1	0	0	0	0	0	0	0	0	0	0	2	3	0.00	0.000
51 Jared Burton, R ERA: 5.19	(6, 1)	1.1		5	1	1	1	3	0	0	0	0	0	1	12	19	6.75	0.750
46 Carlos Fisher, R ERA: 4.28	(8, 1)	1.0		5	1	1	1	1	1	0	0	0	0	0	14	20	9.00	2.000

PITCHER	IP	WLS	BF	H	R	ER	SO	BB	IBB	HBP	BLK	WP	HR	S	P	ERA	WHIP

BOTTOM

Cincinnati Reds @ Chicago Cubs

Wrigley Field, Chicago, IL

Sun Sep 13 2009, 1:20 PM CDT

Att. 39,805 - Sunny - 72 F

livebaseballscorecards.com

AB	35
R	5
H	11
RBI	5
BB	3
SO	10
LOB	26

Houston Astros @ Cincinnati Reds

Great American Ball Park, Cincinnati, OH

Mon Sep 14 2009, 7:10 PM EDT

Att. 9,852 - Clear - 80 F

TOP

livebaseballscorecards.com

Batter	1	2	3	4	5	6	7	8	9	AB	R	H	RBI	BB	SO	LOB
21 Michael Bourn, L (1, 8) OBP: 0.366, SLG: 0.400	C CU 68 B SI 87 C CH 76 B SI 89 F FF 88 X SL 72 2-2 17 S 1B		S FF 87 B CH 82 B CH 82 C SI 86 F SI 87 B SI 88 X SI 86 3-2 ① L7			S CH 74 C FF 88 B SL 76 F FF 88 X CH 83 1-2 ① G1-3		S SL 81 X SL 82 0-1 3 SH5-3 1B		4	0	2	0	0	0	0
3 Kazuo Matsui, S (1, 4) OBP: 0.297, SLG: 0.337	1 SAFE 1 SAFE C SI 85 F CH 83 X FF 88 0-2 ① P4		B SI 87 F SI 87 X CH 76 1-1 ② G4-3			B CU 65 C CU 67 F CU 70 F FF 90 S FF 90 1-3 ② K		X FF 91 0-0 ① SH5-3 1-2		3	0	0	0	0	1	1
17 Lance Berkman, S (1, 3) OBP: 0.402, SLG: 0.507	C SL 72 B FF 89 1 SAFE S SL 73 1 SAFE S SI 88 1-3 ② K 1-2		B SI 88 B SI 87 B SL 73 C CU 67 X SI 87 3-1 ③ G4-3			B FF 89 X CH 77 1-0 45 2B 1B		F FF 92 B FF 91 T FF 93 B FF 93 F FF 93 X FF 92 2-2 ② P3		4	1	1	0	0	1	2
45 Carlos Lee, R (1, 7) OBP: 0.354, SLG: 0.503	C FF 89 B FF 87 C FF 88 D SL 78 S CU 68 2-3 ③ K			C CU 65 F CU 68 F SL 75 B SI 88 X SI 90 1-2 9 CS 10 G5-3 1B		1 SAFE C FF 89 X FF 89 0-1 10 1B 1-H 2B		C FC 90 X FC 90 0-1 ③ F8		4	0	2	1	0	1	2
10 Miguel Tejada, R (1, 6) OBP: 0.331, SLG: 0.433		B CU 70 C SI 87 F SI 87 X SL 75 1-2 ① F9	B FF 89 B FF 88 T SI 88 F CU 68 D SI 88 X SI 88 3-2 ① G5-3 1-2			C SI 89 X CU 69 0-1 2-3 1B			C FF 93 B SL 88 X FF 93 1-1 ① L9	4	0	1	0	0	0	1
9 Hunter Pence, R (1, 9) OBP: 0.350, SLG: 0.484		B CH 76 C CH 76 X SI 87 1-1 2B		C C CU 67 X 0-2 ② ③ F8 2-3		S CU 66 B FF 88 F FF 88 1 SAFE B SI 85 X CU 68 2-2 ③ F8			X SL 88 0-0 ② F9	4	0	1	0	0	0	3
27 Geoff Blum, S (1, 5) OBP: 0.324, SLG: 0.377		B CH 79 C SI 87 F SL 73 H SL 74 2-2 51 FC6-4 HBP			C CU 68 F SI 87 B SI 86 X CH 82 1-2 ① P5		F FF 88 S CH 80 X FF 88 0-2 ① P5		B FF 94 X FF 94 1-0 ③ P6	3	0	0	0	0	0	0
55 Humberto Quintero, R (1, 2) OBP: 0.277, SLG: 0.360		F SI 88 S SL 75 S SL 76 0-3 ② K			C SI 89 S FF 89 S SL 77 0-3 ② K		X CU 70 0-0 ② L7			3	0	0	0	0	2	2
51 Wandy Rodriguez, S (1, 1) OBP: 0.133, SLG: 0.169 63 Sammy Gervacio, R (7, 1) 53 Wesley Wright, R (7, 1) OBP: 0.333, SLG: 0.333 47 Jeff Fulchino, R (7, 1) OBP: 0.333, SLG: 0.667		F CU 71 F SI 88 B SI 86 X CH 82 1-2 ③ FC6-4 1-2f			C SI 87 B SI 88 F CH 79 F FF 90 F FF 90 B CU 66 C CU 67 2-3 ③		F CH 76 S CH 78 F SI 87 X CH 74 0-2 ③ F8			3 0 0 0	0 0 0 0	0 0 0 0	0 0 0 0	1 0 0 0	2 0 0 0

Inning Stats	1	2	3	4	5	6	7	8	9
	R: 0 E: 0 K: 2 S: 13	R: 0 E: 0 K: 1 S: 13	R: 0 E: 0 K: 0 S: 8	R: 0 E: 0 K: 0 S: 10	R: 0 E: 0 K: 2 S: 11	R: 1 E: 0 K: 1 S: 16	R: 0 E: 0 K: 0 S: 8	R: 0 E: 0 K: 0 S: 9	R: 0 E: 0 K: 0 S: 4
	H: 1 LOB: 1 BB: 0 P: 18	H: 1 LOB: 2 BB: 0 P: 18	H: 0 LOB: 0 BB: 0 P: 15	H: 1 LOB: 0 BB: 0 P: 14	H: 0 LOB: 0 BB: 0 P: 14	H: 3 LOB: 2 BB: 0 P: 21	H: 0 LOB: 0 BB: 0 P: 8	H: 1 LOB: 1 BB: 0 P: 11	H: 0 LOB: 0 BB: 0 P: 6

1B: 5 2B: 2 3B: 0 HR: 0	SF: 0 SAC: 1 DP: 0 HBP: 1	WP: 0 PB: 0 SB: 1 CS: 1	PA: 34
---	---	---	---

PITCHER		IP	WLS	BF	H	R	ER	SO	BB	IBB	HBP	BLK	WP	HR	S	P	ERA	WHIP
61 Bronson Arroyo, R ERA: 4.07	(1, 1)	7.0	W	27	6	1	1	6	0	0	1	0	0	0	79	108	1.29	0.857
53 Arthur Rhodes, L ERA: 2.63	(8, 1)	0.2	H	3	1	0	0	0	0	0	0	0	0	0	7	9	0.00	1.500
40 Nick Masset, R ERA: 2.71	(8, 1)	0.1	H	1	0	0	0	0	0	0	0	0	0	0	2	2	0.00	0.000
48 Francisco Cordero, R ERA: 2.36	(9, 1)	1.0	S	3	0	0	0	0	0	0	0	0	0	0	4	6	0.00	0.000

PITCHER		IP	WLS	BF	H	R	ER	SO	BB	IBB	HBP	BLK	WP	HR	S	P	ERA	WHIP

AB	32
R	1
H	7
RBI	1
BB	0
SO	6
LOB	13

Houston Astros @ Cincinnati Reds

Great American Ball Park, Cincinnati, OH

Mon Sep 14 2009, 7:10 PM EDT

Att. 9,852 - Clear - 80 F

livebaseballscorecards.com

BOTTOM

Batter	1	2	3	4	5	6	7	8	9	AB	R	H	RBI	BB	SO	LOB
6 Drew Stubbs, R (1, 8) OBP: 0.301, SLG: 0.412	B FF 88 B FF 90 B FF 89 C FF 87 B FF 89 4-1 7 CS BB		B CU 80 B CU 77 B SI 89 C FF 90 C SI 89 S CU 76 3-3 ① K			B FF 90 B CU 76 C SI 88 X SI 88 2-1 ① G4-3	B FF 92 F FF 93 F FF 91 B FF 93 T SL 82 2-2 ② K			3	0	0	0	1	2	4
7 Paul Janish, R (1, 6) OBP: 0.297, SLG: 0.298	C FF 90 B CU 77 F CU 76 D CU 78 1 SAFE F SI 90 D CU 75 C SI 90 3-3 ①② K 1-2		C CU 78 B CU 78 X SI 90 1-1 ②③ G4-6-3 1-2f			C FF 90 F CU 75 F CU 74 F FF 90 B CU 73 B CU 76 F CU 77 F FF 91 X SI 90 2-2 19 FC6 1B	S SL 83 B SL 84 L FF 93 X SL 84 1-2 ③ P3			4	0	1	0	0	1	5
19 Joey Votto, L (1, 3) OBP: 0.390, SLG: 0.514	B SI 88 S FF 91 C SI 89 X CU 74 1-2 1B			S FF 90 F CU 77 B SI 90 X CU 78 1-2 ① L8		T SI 89 B CU 77 S SI 89 B CU 77 X SI 90 2-2 ② FC6 1-2f		B FF 92 F CH 84 S FF 93 B SI 92 F SL 82 S FF 94 2-3 ① K		4	0	1	0	0	1	1
4 Brandon Phillips, R (1, 4) OBP: 0.331, SLG: 0.456	C FF 90 S FF 89 B FF 90 D CU 75 S CU 77 2-3 ③ K			B FF 89 F CU 77 B FF 89 X 2-1 ② G4-3		F FF 90 S CU 77 S CU 75 0-3 ③ K		C SL 83 F SI 94 X SL 82 0-2 HR		4	1	1	1	0	2	2
27 Scott Rolen, R (1, 5) OBP: 0.365, SLG: 0.450		B FF 90 F FF 90 C CU 77 B FF 90 F FF 90 X CU 76 2-2 ① G5-3		F F B B CU 77 F FF 90 S CU 77 2-3 ③ K			B FF 89 B CU 75 B SI 90 C SI 90 F SI 89 B SI 89 4-2 31 2B 32 1B BB	B FF 93 B FF 93 X FF 94 2-0 ② F9		3	1	0	0	1	1	0
31 Jonny Gomes, R (1, 9) OBP: 0.344, SLG: 0.546 (8, 7) 48 Francisco Cordero, R (9, 1)		B FF 89 C FF 90 S CU 76 C FF 91 1-3 ② K			X CU 76 0-0 ① G5-3	B SI 90 B CU 76 C CU 76 X CU 77 2-1 32 1B 1-3 2B	S SL 84 C FF 93 B CH 85 X FF 94 1-2 ③ G4-3			4 0	1 0	1 0	0 0	0 0	1 0	0 0
16 Darnell McDonald, R (1, 7) OBP: 0.283, SLG: 0.356 64 Juan Francisco, L (7, PH) 53 Arthur Rhodes, L (8, 1) 40 Nick Masset, R (8, 1) 25 Wladimir Balentien, R (9, 7) OBP: 0.305, SLG: 0.379		B FF 90 C FF 89 B FF 90 F CU 78 F CU 77 S FF 91 2-3 ③ K			B FF 89 C FF 90 T CU 78 B FF 90 X CU 75 2-2 29 FC5-4 1B	C SL 85 S SL 85 F SL 86 B SI 91 B FF 91 S SL 86 2-3 ① K			2 1 0 0 0	0 0 0 0 0	1 0 0 0 0	0 0 0 0 0	0 0 0 0 0	1 1 0 0 0	0 2 0 0 0
29 Ryan Hanigan, R (1, 2) OBP: 0.364, SLG: 0.330 60 Kevin Barker, L (7, PH) OBP: 0.385, SLG: 0.435 37 Corky Miller, R (8, 2) OBP: 0.256, SLG: 0.211			B FF 88 B FF 89 B FF 89 C FF 88 X FF 89 3-1 61 SH 2B		S FF 89 X CU 76 0-1 ② FC5-4 1-2f	I IN 68 I IN 71 I IN 71 I IN 68 4-0 32 1B IBB				2 0 0	0 0 0	1 0 0	0 0 0	0 1 0	0 0 0	1 0 0
61 Bronson Arroyo, R (1, 1) OBP: 0.111, SLG: 0.167 32 Jay Bruce, L (7, PH) OBP: 0.285, SLG: 0.443 (8, 9)			X 0-0 SH 7 G4-6-3 2-3		C CU 76 D CU 75 B SI 90 C SI 90 F CU 75 S SI 91 2-3 ③ K	B KC 78 X KC 79 1-0 1-3 2-H 3-H 1B				1 1	0 0	0 1	0 2	0 0	1 0	1 0
Inning Stats	R: 0 E: 0 K: 2 S: 11 H: 1 LOB: 1 BB: 1 P: 21	R: 0 E: 0 K: 2 S: 11 H: 0 LOB: 0 BB: 0 P: 16	R: 0 E: 0 K: 1 S: 8 H: 1 LOB: 1 BB: 0 P: 15	R: 0 E: 0 K: 1 S: 9 H: 0 LOB: 0 BB: 0 P: 14	R: 0 E: 0 K: 1 S: 10 H: 1 LOB: 1 BB: 0 P: 14	R: 0 E: 0 K: 1 S: 15 H: 1 LOB: 1 BB: 0 P: 21	R: 2 E: 0 K: 2 S: 15 H: 2 LOB: 2 BB: 2 P: 31	R: 1 E: 0 K: 1 S: 11 H: 1 LOB: 0 BB: 0 P: 16		1B: 4 2B: 3 3B: 0 HR: 1	SF: 0 SAC: 1 DP: 2 HBP: 0		WP: 0 PB: 0 SB: 0 CS: 1	PA: 33		

PITCHER	IP	WLS	BF	H	R	ER	SO	BB	IBB	HBP	BLK	WP	HR	S	P	ERA	WHIP
51 Wandy Rodriguez, L (1, 1) ERA: 2.77	6.0	L	24	5	2	2	8	2	0	0	0	0	0	68	111	3.00	1.167
63 Sammy Gervacio, R (7, 1) ERA: 0.68	0.1	H	2	0	0	0	1	0	1	0	0	0	0	4	10	0.00	0.000
53 Wesley Wright, L (7, 1) ERA: 5.35	0.0	B	1	1	0	0	0	0	0	0	0	0	0	1	2	∞	∞
47 Jeff Fulchino, R (7, 1) ERA: 3.38	1.2		6	1	1	1	2	0	0	0	0	0	1	17	25	5.40	0.600

PITCHER	IP	WLS	BF	H	R	ER	SO	BB	IBB	HBP	BLK	WP	HR	S	P	ERA	WHIP

AB	29
R	3
H	7
RBI	3
BB	3
SO	11
LOB	16

Houston Astros @ Cincinnati Reds

Great American Ball Park, Cincinnati, OH

Tue Sep 15 2009, 7:10 PM EDT

Att. 11,923 - Partly Cloudy - 83 F

TOP

livebaseballscorecards.com

Batter	1	2	3	4	5	6	7	8	9	AB	R	H	RBI	BB	SO	LOB
21 Michael Bourn, L (1, 8) OBP: 0.365, SLG: 0.398	B SI 90 B SI 92 B FF 92 B FF 92 4-0 3 S 3 1B BB	C FF 92 B SI 93 S CH 87 X FF 92 1-2 ③ G4-3			B SI 91 S CH 87 S CH 86 B CH 87 X CH 86 2-2 ② G4-3		B SL 75 S SC 64 S SL 74 F FF 83 S SC 63 1-3 ③ K			3	1	0	0	1	1	2
3 Kazuo Matsui, S (1, 4) OBP: 0.298, SLG: 0.346	C FF 92 B FF 93 D SI 92 B CU 77 C FF 91 X FF 92 3-2 9 G4-3 9 S 10 1B 1-H 1B		S SI 90 X SI 92 0-1 HR		S CH 86 C CH 87 B FF 91 X CH 86 1-2 ③ G4-3			C FF 93 F FF 92 C SL 82 0-3 ① K		4	2	2	2	0	1	0
9 Hunter Pence, R (1, 9) OBP: 0.348, SLG: 0.480	1 SAFE C SI 91 C SI 92 X SI 91 0-2 ① G4-3 1-3		C SL 83 B FF 92 B CH 86 F SI 91 B FF 91 X FF 90 3-2 ① G6-3			B CH 85 C SL 83 C CH 86 X SI 92 1-2 ① G2-3		C FF 95 S FC 90 B FF 95 F SL 83 B FC 90 S FC 90 2-3 ② K		4	0	0	0	0	1	1
45 Carlos Lee, R (1, 7) OBP: 0.353, SLG: 0.501	B SI 92 C SI 93 X CU 80 1-1 ② P4		X SI 92 0-0 ② F9			B FC 90 X SI 91 1-0 ② L5		B FF 96 F FF 94 B FC 90 X FF 95 2-1 1B		4	0	1	0	0	0	1
10 Miguel Tejada, R (1, 6) OBP: 0.331, SLG: 0.432	B SL 83 B SI 92 F SI 92 X SI 92 2-1 27 S 27 1B 3-H 1B		C SL 83 X SL 85 0-1 ③ G2-3			X SI 91 0-0 ③ G4-3		C FF 93 C SL 82 S FC 92 0-3 ③ K		4	1	1	1	0	1	1
27 Geoff Blum, S (1, 3) OBP: 0.323, SLG: 0.375	C SI 92 X CU 80 0-1 1-H 1B			B SI 90 X SI 90 1-0 ① P5			B SI 90 S CH 86 X CH 88 1-1 ① L7		B FF 93 X FF 93 1-0 ① F8	4	0	1	1	0	0	0
8 Jeff Keppinger, R (1, 5) OBP: 0.328, SLG: 0.384	1 SAFE B SI 90 B SI 90 1 SAFE C SI 90 B FF 90 1 SAFE C FF 90 X FF 90 3-2 ③ F9			C SI 90 X CH 87 0-1 ② G5-3			B SI 91 C SI 91 B CH 87 F SI 91 X SI 91 2-2 4 BB 1B		B SL 87 C FF 94 X SL 87 1-1 ② G4-3	4	0	1	0	0	0	1
41 Chris Coste, R (1, 2) OBP: 0.306, SLG: 0.317 12 Tommy Manzella, R (9, PR) OBP: 1.000, SLG: 1.000		C SI 92 S SL 83 F SI 91 F SL 85 B FF 90 B SI 93 B SI 92 T SI 92 3-2 ① K		C FF 91 B CH 86 X SI 91 1-1 ③ G5-3			C CH 86 1 SAFE 1 SAFE S CH 86 B SL 83 F SI 91 X CH 85 1-2 ② F9		X SL 88 0-0 1B	4 0	0 0	1 0	0 0	0 0	1 0	1 0
44 Roy Oswalt, R (1, 1) OBP: 0.173, SLG: 0.122 26 Doug Brocail, L (6, 1) 4 Jason Michaels, R (7, PH) OBP: 0.329, SLG: 0.444 63 Sammy Gervacio, R (7, 1) 22 LaTroy Hawkins, R (8, 1) 8 Aaron Boone, R (9, PH)		C FF 92 X SI 92 0-1 ② G3			C FF 89 C FF 91 B FF 91 X SL 84 1-2 ① F8		B CH 86 C CH 86 B FC 92 B CH 87 B SI 90 4-1 1-2 BB		C FF 95 X SL 88 0-1 ③ F9	2 0 0 0 0 0 1	0 0 0 0 0 0 0	0 0 0 0 0 0 0	0 0 1 0 0 0 0	0 0 0 0 0 0 0	0 0 0 0 0 0 0	0 0 0 0 0 0 1

	AB	34
	R	4
	H	7
	RBI	4
	BB	2
	SO	5
	LOB	8

Inning Stats																																
	R: 3	H: 3		R: 0	H: 0		R: 1	H: 1		R: 0	H: 0		R: 0	H: 0		R: 0	H: 0		R: 0	H: 1		R: 0	H: 1		1B: 6	SF: 0		WP: 0	PA: 36	
	E: 0	LOB: 1		E: 0	LOB: 0		E: 0	LOB: 0		E: 0	LOB: 0		E: 0	LOB: 0		E: 0	LOB: 0		E: 0	LOB: 2		E: 0	LOB: 1		2B: 0	SAC: 0		PB: 0		
	K: 0	BB: 1		K: 1	BB: 0		K: 0	BB: 0		K: 0	BB: 0		K: 0	BB: 0		K: 1	BB: 1		K: 3	BB: 0		K: 0	BB: 1		3B: 0	DP: 0		SB: 3		
	S: 15	P: 28		S: 10	P: 14		S: 8	P: 11		S: 5	P: 7		S: 9	P: 13		S: 5	P: 7		S: 14	P: 23		S: 12	P: 16		S: 6	P: 8		HR: 1	HBP: 0		CS: 0	

PITCHER		IP	WLS	BF	H	R	ER	SO	BB	IBB	HBP	BLK	WP	HR	S	P	ERA	WHIP
38 Kip Wells, R ERA: 5.23	(1, 1)	6.2		27	5	4	4	1	2	0	0	0	0	1	62	98	5.40	1.050
52 Daniel Herrera, L ERA: 2.91	(7, 1)	0.1	W	1	0	0	0	1	0	0	0	0	0	0	4	5	0.00	0.000
40 Nick Masset, R ERA: 2.67	(8, 1)	1.0	H	4	1	0	0	3	0	0	0	0	0	0	12	16	0.00	1.000
48 Francisco Cordero, R ERA: 2.32	(9, 1)	1.0	S	4	1	0	0	0	0	0	0	0	0	0	6	8	0.00	1.000

PITCHER		IP	WLS	BF	H	R	ER	SO	BB	IBB	HBP	BLK	WP	HR	S	P	ERA	WHIP

Houston Astros @ Cincinnati Reds

Great American Ball Park, Cincinnati, OH

Tue Sep 15 2009, 7:10 PM EDT

Att. 11,923 - Partly Cloudy - 83 F

BOTTOM

Batter	1	2	3	4	5	6	7	8	9	AB	R	H	RBI	BB	SO	LOB
6 Drew Stubbs, R (1, 8) OBP: 0.299, SLG: 0.432	X FF 91 0-0 HR		F FC 84 B SI 90 X FF 90 1-1 ① G6-3		C CU 69 C FF 92 C EP 59 0-3 ③ K		F SL 86 T SL 85 B SL 86 S SL 87 1-3 ② K			4	1	1	1	0	2	2
7 Paul Janish, R (1, 6) OBP: 0.305, SLG: 0.322	B FF 91 X FF 91 1-0 4 1B 27 SF9 2B		C CU 70 X FF 89 0-1 ② G5-3			B FF 91 X FF 91 1-0 19 2B 4 G4-3 2B	B SL 87 C SL 86 X SI 93 1-1 2-H 2B			4	2	3	1	0	0	0
19 Joey Votto, L (1, 3) OBP: 0.393, SLG: 0.520	F FF 92 F FF 92 F FF 92 B SL 78 B FF 92 F FF 93 X FF 93 2-2 ① F7		B CH 81 X FF 91 1-0 2B			C FF 92 X FF 93 0-1 4 G4-3 27 2B 2-3 2B	I IN 67 I IN 70 I IN 73 I IN 72 4-0 IBB			3	1	2	0	1	0	1
4 Brandon Phillips, R (1, 4) OBP: 0.330, SLG: 0.454	C FC 84 F FF 92 F SL 77 B FF 93 X FF 91 1-2 2-3 1B		X FC 85 0-0 ③ G6-3			C FC 87 X FF 88 0-1 ① G4-3 2-3 3-H	C SL 87 C SL 85 S SL 88 0-3 ③ K			4	0	1	1	0	1	4
27 Scott Rolen, R (1, 5) OBP: 0.364, SLG: 0.452	B FF 93 C FF 93 X FC 86 1-1 ② SF9 3-H			F FF 92 F CH 81 F FF 94 F FF 93 X EP 61 0-2 ① G6-3		C FF 88 B FC 87 B FF 88 B FF 89 X FF 89 3-1 32 1B 3-H 2B		X FF 93 0-0 ① G6-3		3	0	1	2	0	0	0
32 Jay Bruce, L (1, 9) OBP: 0.285, SLG: 0.441	1 SAFE B FF 91 B FF 92 C FF 91 B FF 91 S FF 91 X SI 90 3-2 ③ G4-3			B SI 91 X FF 92 1-0 ② F7		C CU 75 S CU 76 B CU 78 X FF 89 1-2 ② 2-3 1B		B FF 93 C FF 93 F FF 94 C FF 93 1-3 ② K		4	0	1	0	0	1	1
17 Laynce Nix, L (1, 7) OBP: 0.296, SLG: 0.477		C FF 89 B FF 90 X FF 92 1-1 ① G3		B SI 92 T SI 92 C SI 91 B FF 92 X SI 90 2-2 ③ F8		S FF 88 X SI 89 0-1 ③ F7		C CU 79 X FF 93 0-1 ③ L7		4	0	0	0	0	0	1
37 Corky Miller, R (1, 2) OBP: 0.258, SLG: 0.205 61 Bronson Arroyo, R (7, PR) OBP: 0.111, SLG: 0.167 29 Ryan Hanigan, R (8, 2) OBP: 0.364, SLG: 0.330		C CU 67 C FF 90 X SL 81 0-2 ② P5			S FF 92 C FF 92 F FF 92 F FF 93 B SL 76 B FF 93 X FF 90 2-2 ① G4-3		H SL 85 1-0 15 SH3-4 7 2B HBP			2 0 0	0 1 0	0 0 0	0 0 0	0 0 0	0 0 0	0 0 0
38 Kip Wells, R (1, 1) OBP: 0.111, SLG: 0.111 52 Daniel Herrera, L (7, 1) 15 Drew Sutton, S (7, PH) OBP: 0.276, SLG: 0.308 40 Nick Masset, R (8, 1) 48 Francisco Cordero, R (9, 1)		C FF 93 B FC 86 F FC 84 C FF 93 1-3 ③ K			B FF 91 S FF 90 S FF 90 S FF 92 1-3 ② K		1 SAFE B FF 89 B SL 88 X SL 88 2-0 ① SH3-4 1-2			2 0 0 0 0	0 0 0 0 0	0 0 0 0 0	0 0 0 0 0	0 0 0 0 0	2 0 0 0 0	0 0 0 0 0
Inning Stats	R: 2 E: 0 K: 0 S: 16 H: 3 LOB: 1 BB: 0 P: 24	R: 0 E: 0 K: 1 S: 8 H: 0 LOB: 0 BB: 0 P: 10	R: 0 E: 0 K: 0 S: 6 H: 1 LOB: 1 BB: 0 P: 8	R: 0 E: 0 K: 0 S: 9 H: 0 LOB: 0 BB: 0 P: 12	R: 0 E: 0 K: 2 S: 11 H: 0 LOB: 0 BB: 0 P: 14	R: 2 E: 0 K: 0 S: 12 H: 4 LOB: 1 BB: 0 P: 17	R: 1 E: 0 K: 2 S: 9 H: 1 LOB: 2 BB: 1 P: 18	R: 0 E: 0 K: 1 S: 6 H: 0 LOB: 0 BB: 0 P: 7		1B: 2 2B: 6 3B: 0 HR: 1 SF: 1 SAC: 1 DP: 0 HBP: 1			WP: 0 PB: 0 SB: 0 CS: 0 PA: 34	

livebaseballscorecards.com

AB	30
R	5
H	9
RBI	5
BB	1
SO	6
LOB	9

PITCHER	IP	WLS	BF	H	R	ER	SO	BB	IBB	HBP	BLK	WP	HR	S	P	ERA	WHIP
44 Roy Oswalt, R (1, 1) ERA: 4.12	5.0		21	6	4	4	3	0	0	0	0	0	1	53	72	7.20	1.200
26 Doug Brocail, R (6, 1) ERA: 3.55	1.0	B	4	2	0	0	0	0	0	0	0	0	0	9	13	0.00	2.000
63 Sammy Gervacio, R (7, 1) ERA: 1.26	1.0	L	6	1	1	1	2	0	1	1	0	0	0	9	18	9.00	1.000
22 LaTroy Hawkins, R (8, 1) ERA: 2.34	1.0		3	0	0	0	1	0	0	0	0	0	0	6	7	0.00	0.000

PITCHER	IP	WLS	BF	H	R	ER	SO	BB	IBB	HBP	BLK	WP	HR	S	P	ERA	WHIP

Houston Astros @ Cincinnati Reds

Great American Ball Park, Cincinnati, OH

Wed Sep 16 2009, 7:10 PM EDT

Att. 10,662 - Clear - 75 F

TOP

livebaseballscorecards.com

Batter	1	2	3	4	5	6	7	8	9	AB	R	H	RBI	BB	SO	LOB
21 Michael Bourn, L (1, 8) OBP: 0.366, SLG: 0.399	C SI 84 S CH 78 B CH 80 B CU 68 X CH 78 2-2 3 FC1-6 1B	X CU 71 0-0 ③ FC3-6 1-2f		C SL 78 C CU 70 B CU 72 B FF 87 B CU 70 F FF 83 X FF 84 3-2 9 FC5 3 S 1B		X SI 93 0-0 ① SH5-3 1-2		C FF 94 F FS 89 X SL 83 0-2 ③ G6-3		4	0	2	0	0	0	2
3 Kazuo Matsui, S (1, 4) OBP: 0.302, SLG: 0.353	1 SAFE C FF 84 X CU 69 0-1 ① FC1-6 45 9 F9 1B 1-2f		B FF 84 B CH 77 B FC 83 C FC 83 X CH 82 3-1 HR	1 SAFE 1 SAFE 1 SAFE B CH 79 C CH 80 1 SAFE B CU 70 B FF 85 F CH 80 4-2 B CU 70 9 FC5 1-2 BB		B SI 93 T SI 93 B CH 88 F SI 94 B SI 94 B FF 92 4-2 BB			C FF 94 B SL 87 F FF 95 X FF 96 1-2 ① G3	3	1	1	1	2	0	1
9 Hunter Pence, R (1, 9) OBP: 0.348, SLG: 0.481	C SL 78 X FF 86 0-1 1-2 1B		C FF 85 F CH 79 F CU 73 B FC 85 B CH 82 X SL 78 2-2 ① 2B	S CH 80 T CU 72 X CH 82 0-2 ③ FC5 1-2 2-3f		B FF 91 B FF 91 C FF 91 C CH 87 B FF 92 X CH 86 3-2 ② F9 2-3			C FF 95 B SL 88 B SL 87 S SL 88 B FF 94 C FF 95 3-3 ② K	5	0	2	0	0	1	4
45 Carlos Lee, R (1, 7) OBP: 0.352, SLG: 0.504	B FF 87 X FF 86 1-0 ② F9 2-3		B CH 78 B FF 87 B CH 79 F FF 85 X FF 85 3-1 HR		C FC 84 B CU 72 F CH 79 X FC 84 1-2 ① L8	C FF 91 X CH 86 0-1 ③ F7			X FF 96 0-0 ③ G4-3	5	1	1	1	0	0	4
27 Geoff Blum, S (1, 3) OBP: 0.322, SLG: 0.382	1 SAFE C FF 86 D CU 71 B FC 82 S CH 79 D CU 73 F FF 83 F FF 86 X FF 85 3-2 ③ P6		B FF 85 B FF 86 F SL 78 F FF 85 B CH 79 S CH 78 3-3 ② K		S CH 80 B CU 72 B CU 70 F FF 85 X CH 80 2-2 HR		C FC 90 F FF 90 S SL 84 0-3 ① K			4	1	1	1	0	2	2
8 Jeff Keppinger, R (1, 5) (8, 6) OBP: 0.333, SLG: 0.411		C SL 77 C FF 85 B CH 80 B CU 71 F FF 86 X FF 85 2-2 46 1B 1B	X SL 79 0-0 HR		X FC 84 0-0 HR		C FF 91 F CH 87 X CH 87 0-2 ② G6-3			4	2	3	2	0	0	0
46 J.R. Towles, R (1, 2) OBP: 0.261, SLG: 0.150		C FF 85 F FC 84 F FC 84 X CU 72 0-2 58 FC1-6 1-3 1B	C FC 84 C CU 71 B FC 85 B CH 81 C CU 70 2-3 ③ K		C SL 78 S FC 85 S FC 84 0-3 ② K		B SL 83 F FF 90 S CH 88 S CH 87 1-3 ③ K			4	0	1	0	0	3	0
12 Tommy Manzella, R (1, 6) OBP: 0.250, SLG: 0.250 4 Jason Michaels, R (8, PH) OBP: 0.326, SLG: 0.440 23 Chris Johnson, R (8, 5) OBP: 0.077, SLG: 0.077		C SL 77 T FF 86 S CH 81 0-3 ① K		F CH 83 B FC 82 C CH 78 S CU 73 1-3 ① K	C CU 70 F CU 71 S FC 83 0-3 ③ K			B FF 95 X FC 90 1-0 ① P5		3 1 0	0 0 0	0 0 0	0 0 0	3 0 0	2 0 0
58 Yorman Bazardo, R (1, 1) 18 Edwin Maysonet, R (6, PH) OBP: 0.338, SLG: 0.381 59 Wilton Lopez, R (6, 1) 53 Wesley Wright, R (7, 1) OBP: 0.333, SLG: 0.333 47 Jeff Fulchino, R (7, 1) OBP: 0.333, SLG: 0.667 41 Chris Coste, R (7, 2) OBP: 0.305, SLG: 0.315		X FF 84 0-0 ② FC1-6 21 FC3-6 1-2f		X FC 82 0-0 ② P6		B SI 93 F SI 92 F FF 93 X SL 80 1-2 9 21 F9 SH5-3 1B		C FF 95 B FF 95 C SL 81 S SL 84 1-3 ② K		2 1 0 0 0 1	0 0 0 0 0 0	0 1 0 0 0 0	0 0 0 0 0 0	0 0 0 0 0 1	0 0 0 0 0 0	2 0 0 0 0 0

	AB	37
	R	5
	H	12
	RBI	5
	BB	2
	SO	10
	LOB	17

Inning Stats	1	2	3	4	5	6	7	8	9
	R: 0 E: 0 K: 0 S: 13	R: 0 E: 0 K: 1 S: 13	R: 3 E: 0 K: 2 S: 15	R: 0 E: 0 K: 1 S: 13	R: 2 E: 0 K: 2 S: 13	R: 0 E: 0 K: 0 S: 11	R: 0 E: 0 K: 2 S: 9	R: 0 E: 0 K: 1 S: 7	R: 0 E: 0 K: 1 S: 7
	H: 2 LOB: 2 BB: 0 P: 19	H: 2 LOB: 2 BB: 0 P: 15	H: 4 LOB: 0 BB: 0 P: 28	H: 1 LOB: 2 BB: 1 P: 21	H: 2 LOB: 0 BB: 0 P: 16	H: 1 LOB: 2 BB: 1 P: 19	H: 0 LOB: 0 BB: 0 P: 10	H: 0 LOB: 0 BB: 0 P: 9	H: 0 LOB: 0 BB: 0 P: 11

1B: 6	SF: 0	WP: 0	PA: 40
2B: 1	SAC: 1	PB: 0	
3B: 0	DP: 0	SB: 1	
HR: 5	HBP: 0	CS: 0	

PITCHER		IP	WLS	BF	H	R	ER	SO	BB	IBB	HBP	BLK	WP	HR	S	P	ERA	WHIP
62 Justin Lehr, R ERA: 5.3	(1, 1)	5.0		26	11	5	5	6	1	0	0	0	0	5	67	99	9.00	2.400
50 Pedro Viola, L ERA: 2.45	(6, 1)	0.1		3	1	0	0	0	1	0	0	0	0	0	6	11	0.00	6.000
51 Jared Burton, R ERA: 5.02	(6, 1)	1.2	W	5	0	0	0	2	0	0	0	0	0	0	14	18	0.00	0.000
40 Nick Masset, R ERA: 2.63	(8, 1)	1.0	H	3	0	0	0	1	0	0	0	0	0	0	7	9	0.00	0.000
48 Francisco Cordero, R ERA: 2.29	(9, 1)	1.0	S	3	0	0	0	1	0	0	0	0	0	0	7	11	0.00	0.000

PITCHER		IP	WLS	BF	H	R	ER	SO	BB	IBB	HBP	BLK	WP	HR	S	P	ERA	WHIP

Houston Astros @ Cincinnati Reds

Great American Ball Park, Cincinnati, OH

Wed Sep 16 2009, 7:10 PM EDT

Att. 10,662 - Clear - 75 F

BOTTOM

Batter	1	2	3	4	5	6	7	8	9	AB	R	H	RBI	BB	SO	LOB
6 Drew Stubbs, R (1, 8) OBP: 0.303, SLG: 0.455	B FF 89 F FF 89 F FF 91 X SL 82 1-2 ① P6		C SL 83 B SL 85 C FF 91 X SL 84 1-2 HR	X FF 93 0-0 ② FC6-4 7 S 1-2f		C SL 85 T FF 93 F SI 93 B SI 92 X SI 93 1-2 2-H 1B		S SL 84 B FF 93 B SL 84 B CH 86 C SI 93 3-3 ② K		5	1	2	2	0	1	1
7 Paul Janish, R (1, 6) OBP: 0.299, SLG: 0.314	C FF 91 F FF 92 X FF 94 0-2 ② G5-3		F FF 91 F FF 92 X FF 94 0-2 ① L1	1 SAFE C FF 92 D CH 84 X FF 93 1-1 ③ G4-3 1-2		C SL 84 D SL 82 F SI 92 F FS 83 F FF 92 X SI 92 1-2 ③ G5-3		C SL 84 C FF 93 B CH 86 S CH 82 1-3 ③ K		5	0	0	0	0	1	2
19 Joey Votto, L (1, 3) OBP: 0.398, SLG: 0.522	B FF 92 X FF 93 1-0 4 1B 1B		B CH 82 B CH 84 F FF 93 B FF 94 B FF 93 4-1 4 1B 27 SF8 BB		B FF 92 C FF 92 B FF 93 F CH 84 B SL 81 F FF 93 B FF 93 4-2 4 G6-4-3 BB		B SL 85 F SL 84 B SI 90 B FF 91 C FF 92 X SL 85 3-2 4 1B 27 WP 1B			2	2	2	0	2	0	0
4 Brandon Phillips, R (1, 4) OBP: 0.333, SLG: 0.457	T FF 92 1 SAFE F FF 93 F FF 94 F SL 87 B FF 91 B SL 86 F FF 93 X FF 93 2-2 1-2 1B		F FF 91 B FF 93 D CH 84 X FF 92 2-2 27 SF8 1-3 1B		C FF 93 F FF 93 X SL 85 0-2 ① ② G6-4-3 1-2f		X FF 91 0-0 27 WP 1-3 1B			4	0	3	0	0	0	1
27 Scott Rolen, R (1, 5) OBP: 0.363, SLG: 0.451	B SL 86 B FF 93 F FF 93 T FF 93 B FF 93 F FF 94 F FF 94 S FF 93 3-3 ③ K		B FF 93 X FF 93 1-0 ② SF8 1-2 3-H		F FF 94 B SL 84 C SL 82 B FF 93 X FF 93 2-2 1B		1 SAFE F SI 94 S SL 84 B SL 84 C SL 85 1-3 ① K 1-3 3-H			3	0	1	1	0	2	3
31 Jonny Gomes, R (1, 9) OBP: 0.344, SLG: 0.555 51 Jared Burton, R (6, 1) 64 Juan Francisco, L (7, PH) 40 Nick Masset, R (8, 1) 48 Francisco Cordero, R (9, 1)		C FF 91 X SL 83 0-1 HR	X SL 86 0-0 ③ F7		X FF 93 0-0 ③ G4-3		B SL 83 B SL 85 S CH 86 D CH 85 B SL 81 4-1 BB			3 0 0 0 0	1 0 0 0 0	1 0 0 0 0	1 0 0 0 0	0 0 1 0 0	0 0 0 0 0	2 0 0 0 0
25 Wladimir Balentien, R (1, 7) OBP: 0.308, SLG: 0.385		B FF 90 X FF 91 1-0 ① G6-3		B FF 93 B FF 92 S FF 92 F FF 92 X FF 94 2-2 30 F9 62 SH 2B		X FF 92 0-0 30 SH1-3 6 1B 1B	C SL 83 C FF 93 B SI 94 S CH 85 1-3 ② K			4	2	2	0	0	1	2
30 Craig Tatum, R (1, 2) OBP: 0.260, SLG: 0.231 60 Kevin Barker, L (7, PH) OBP: 0.370, SLG: 0.417 29 Ryan Hanigan, R (8, 2) OBP: 0.364, SLG: 0.330		C FF 91 B FF 92 C SL 85 C SL 86 1-3 ② K		B FF 92 S SL 82 X SL 84 1-1 ① F9 2-3		B SI 90 1 SAFE S SI 91 X SI 90 1-1 ① SH1-3 1-2	F SL 83 B CH 84 S SI 93 F FF 94 C CH 82 1-3 ③ K			2 1 0	0 0 0	0 0 0	0 0 0	0 0 0	1 1 0	1 2 0
62 Justin Lehr, R (1, 1) OBP: 0.167, SLG: 0.176 50 Pedro Viola, R (6, 1) 32 Jay Bruce, L (6, 9) OBP: 0.283, SLG: 0.438		B FF 90 B FF 89 C FF 90 X FF 90 2-1 ③ F9		C FF 92 X SL 82 0-1 SH 6 FC6-4 3-H		B FF 93 F SI 90 B SI 92 B SI 91 C SI 90 F SI 92 S SI 92 3-3 ② K		C SL 82 S CH 84 S FF 93 0-3 ① K		1 0 2	0 0 0	0 0 0	1 0 0	0 0 2	0 0 1	0 0 1
Inning Stats	R: 0 E: 0 K: 1 S: 18 H: 2 LOB: 2 BB: 0 P: 25	R: 1 E: 0 K: 1 S: 8 H: 1 LOB: 0 BB: 0 P: 12	R: 2 E: 0 K: 0 S: 12 H: 2 LOB: 1 BB: 1 P: 20	R: 1 E: 1 K: 0 S: 10 H: 1 LOB: 1 BB: 0 P: 14	R: 0 E: 0 K: 0 S: 10 H: 1 LOB: 1 BB: 1 P: 16	R: 1 E: 0 K: 1 S: 16 H: 2 LOB: 1 BB: 0 P: 22	R: 1 E: 0 K: 3 S: 15 H: 2 LOB: 2 BB: 1 P: 25	R: 0 E: 0 K: 3 S: 9 H: 0 LOB: 0 BB: 0 P: 13		1B: 8 2B: 1 3B: 0 HR: 2 SF: 1 SAC: 2 DP: 1 HBP: 0						

livebaseballscorecards.com

AB	32
R	6
H	11
RBI	5
BB	3
SO	9
LOB	15

WP: 2 PA: 38
PB: 0
SB: 1
CS: 0

PITCHER		IP	WLS	BF	H	R	ER	SO	BB	IBB	HBP	BLK	WP	HR	S	P	ERA	WHIP
58 Yorman Bazardo, R ERA: 8.5	(1, 1)	5.0		24	7	4	4	2	2	0	0	0	0	2	58	87	7.20	1.800
59 Wilton Lopez, R ERA: 10.29	(6, 1)	1.0	B	5	2	1	1	1	0	0	0	0	0	0	16	22	9.00	2.000
53 Wesley Wright, L ERA: 5.6	(7, 1)	0.0	L	2	2	1	1	0	0	0	0	0	0	0	4	7	∞	∞
47 Jeff Fulchino, R ERA: 3.28	(7, 1)	2.0		7	0	0	0	6	1	0	0	0	1	0	20	31	0.00	0.500

PITCHER	IP	WLS	BF	H	R	ER	SO	BB	IBB	HBP	BLK	WP	HR	S	P	ERA	WHIP

Florida Marlins @ Cincinnati Reds

Great American Ball Park, Cincinnati, OH

Thu Sep 17 2009, 7:10 PM EDT
Att. 9,685 - Partly Cloudy - 77 F

livebaseballscorecards.com

TOP

Batter	1	2	3	4	5	6	7	8	9	AB	R	H	RBI	BB	SO	LOB
8 Chris Coghlan, L (1, 7) OBP: 0.381, SLG: 0.450	C FF 83 X CH 81 0-1 20 G1-3 1B		B FF 83 B CH 81 C FF 84 S FF 84 X FF 85 2-2 2B		C CU 65 B FF 84 X CU 65 1-1 20 G4-3 2 1B 2B		X FF 91 0-0 2 L4-3 1B			4	1	4	0	0	0	0
20 Nick Johnson, L (1, 3) OBP: 0.427, SLG: 0.419	C FF 82 C CU 67 X FF 85 0-2 ① G1-3 1-2		H FF 83 1-0 HBP		B SI 83 C FF 84 C SI 84 X CU 68 1-2 ① G4-3 2-3		C SL 83 F FF 92 B SL 83 B SL 84 S SL 83 2-3 ① K			3	0	0	0	0	1	3
2 Hanley Ramirez, R (1, 6) OBP: 0.421, SLG: 0.564	C CH 76 B FF 84 F CH 75 X CH 78 1-2 ② G6-3		B CU 67 X CH 76 1-0 ① F8		B SI 83 F CH 77 C CH 76 X CH 78 1-2 6 2B 3-H 1B		S FF 91 B FF 93 X FF 92 1-1 ② ③ L4-3 1-1			4	1	1	1	0	0	4
3 Jorge Cantu, R (1, 5) OBP: 0.336, SLG: 0.430	C CU 67 F CH 77 B CH 78 B FF 86 F CH 78 D CH 78 X CU 68 3-2 ③ F9		B SI 84 S CH 77 T CH 76 B FF 86 X SI 84 2-2 ② F9		1 SAFE F SI 82 C CH 75 F FF 84 X SI 83 0-2 ② P6			C FC 89 C SL 80 B FC 90 F FF 95 F SL 82 F FC 89 F FC 90 F SL 83 B FF 96 2-2 X FC 91 ① G4-3		4	0	0	0	0	0	4
6 Dan Uggla, R (1, 4) OBP: 0.359, SLG: 0.468		S CH 74 B CH 75 S CU 66 B FF 82 C CH 76 2-3 ① K	B CH 76 B SI 83 C CU 68 C SI 84 F CH 78 B FF 85 X CU 68 3-2 ③ F9		X SI 84 0-0 1-H 2B			B FC 90 B FF 94 C FF 94 B FC 91 S FF 95 C SL 80 3-3 ② K		4	0	1	1	0	2	2
12 Cody Ross, R (1, 8) OBP: 0.326, SLG: 0.472		C SI 83 B FF 83 S CH 76 F FF 84 S FF 84 1-3 ② K		C CU 64 X CU 64 0-1 ① F9	X CH 78 0-0 ③ P3			C FC 91 F SL 82 C FF 95 0-3 ③ K		4	0	0	0	0	2	1
29 Ronny Paulino, R (1, 2) OBP: 0.338, SLG: 0.422 7 Ross Gload, L (9, PH) OBP: 0.341, SLG: 0.387		C FF 83 C CH 77 B CH 78 X CH 77 1-2 25 1B 1B		F FF 83 B FF 85 B FF 84 D CH 77 B CH 76 4-1 BB		X FF 90 0-0 ① L8			F FF 94 X FF 95 0-1 ① G4-3	2 1	0 0	1 0	0 0	1 0	0 0	0 0
25 Brett Carroll, R (1, 9) OBP: 0.328, SLG: 0.457 21 John Baker, L (9, PH) OBP: 0.351, SLG: 0.422		C CH 75 B FF 82 B CU 66 F CH 77 B CH 76 F CU 68 F CH 78 X CU 67 3-2 1-3 1B		B CH 76 T FF 85 F FF 83 B FF 86 B FF 84 F CH 78 F FF 85 X FF 85 3-2 ② P5		C FF 90 C CH 82 S FF 90 0-3 ② K			B CH 84 S FF 94 F FF 96 C FF 95 1-3 ② K	3 1	0 0	1 0	0 0	1 0	1 0	1 0
19 Aníbal Sánchez, R (1, 1) 15 Gaby Sanchez, R (6, PH) OBP: 0.200, SLG: 0.400 31 Burke Badenhop, R (6, 1) 37 Renyel Pinto, L (7, 1) 64 Tim Wood, R (7, 1) OBP: 0.500, SLG: 0.500 18 Wes Helms, R (9, PH) OBP: 0.319, SLG: 0.382		C FF 83 X FF 84 0-1 ③ F9		S FF 83 S FF 84 B FF 84 C FF 83 1-3 ③ K		C FF 90 X CH 83 0-1 ③ G5-3			B FF 94 C SL 88 S SL 88 S SL 89 1-3 ③ K	2 1 0 0 0 1	0 0 0 0 0 0	0 0 0 0 0 0	0 0 0 0 0 0	1 0 0 0 0 1	3 0 0 0 0 0	
Inning Stats	R: 0 E: 0 K: 0 S: 12 H: 1 LOB: 1 BB: 0 P: 16	R: 0 E: 0 K: 2 S: 17 H: 2 LOB: 2 BB: 0 P: 24	R: 0 E: 0 K: 0 S: 11 H: 1 LOB: 2 BB: 0 P: 20	R: 0 E: 0 K: 1 S: 11 H: 0 LOB: 1 BB: 1 P: 19	R: 2 E: 0 K: 0 S: 14 H: 3 LOB: 1 BB: 0 P: 17	R: 0 E: 0 K: 1 S: 6 H: 0 LOB: 0 BB: 0 P: 6	R: 0 E: 0 K: 1 S: 6 H: 1 LOB: 0 BB: 0 P: 9	R: 0 E: 0 K: 2 S: 14 H: 0 LOB: 0 BB: 0 P: 19	R: 0 E: 0 K: 2 S: 8 H: 0 LOB: 0 BB: 0 P: 10	1B: 5 2B: 4 3B: 0 HR: 0 SF: 0 SAC: 0 DP: 1 HBP: 1						

AB	34
R	2
H	8
RBI	2
BB	1
SO	9
LOB	18

WP: 0 PA: 36
PB: 0
SB: 0
CS: 0

PITCHER		IP	WLS	BF	H	R	ER	SO	BB	IBB	HBP	BLK	WP	HR	S	P	ERA	WHIP
56 Matt Maloney, L ERA: 5.35	(1, 1)	5.0	W	24	7	2	2	3	1	0	1	0	0	0	65	96	3.60	1.600
58 Ramon Ramirez, R ERA: 6.0	(6, 1)	1.0	H	3	0	0	0	1	0	0	0	0	0	0	6	6	0.00	0.000
53 Arthur Rhodes, L ERA: 2.58	(7, 1)	1.0	H	3	1	0	0	1	0	0	0	0	0	0	6	9	0.00	1.000
40 Nick Masset, R ERA: 2.6	(8, 1)	1.0	H	3	0	0	0	2	0	0	0	0	0	0	14	19	0.00	0.000
48 Francisco Cordero, R ERA: 2.25	(9, 1)	1.0	S	3	0	0	0	2	0	0	0	0	0	0	8	10	0.00	0.000

PITCHER		IP	WLS	BF	H	R	ER	SO	BB	IBB	HBP	BLK	WP	HR	S	P	ERA	WHIP

BOTTOM

Batter	1	2	3	4	5	6	7	8	9	AB	R	H	RBI	BB	SO	LOB
16 Darnell McDonald, R (1, 8) (9, 7) OBP: 0.302, SLG: 0.400	C FF 88 B CU 73 T SL 81 B SI 89 F FF 93 F SI 90 X SL 82 / 2-2 HR	B FF 90 B FF 90 C FF 90 B SI 90 B FF 90 / 4-1 7 S BB		B FF 91 F FF 89 B FS 83 F FS 82 B CU 74 C SL 81 / 3-3 ③ K			C SI 90 C SI 90 F SL 81 B SL 80 X SI 90 / 1-2 19 BB 1B			3	1	2	1	1	1	0
7 Paul Janish, R (1, 6) OBP: 0.298, SLG: 0.318	B FF 90 B FF 89 B FF 89 C FF 89 X SI 88 / 3-1 4 G1-3 32 1B 2B	T FF 92 F FF 92 1 SAFE F FF 93 F FS 85 T FF 92 / 0-2 ② K 1-2			X FF 87 / 0-0 ① F7		C SI 88 1 SAFE F SI 88 1 SAFE X SI 87 / 0-2 ② F8			4	1	1	0	0	1	2
19 Joey Votto, L (1, 3) OBP: 0.399, SLG: 0.519	B FF 91 D FS 84 F FF 90 C SL 81 B SI 91 B SI 89 / 4-2 4 G1-3 32 1B BB	B SL 84 B FS 82 X FS 83 / 2-0 ③ P6			C SL 82 F SL 80 B FF 92 X SI 89 / 1-2 ② F7		F FF 92 B FF 91 B CH 81 B CH 84 B CH 83 / 4-1 1-2 BB			2	1	0	0	2	0	1
4 Brandon Phillips, R (1, 4) OBP: 0.333, SLG: 0.457	C CU 74 X FF 92 / 0-1 ① G1-3 1-2 2-3		C CU 72 F SL 80 S SL 84 / 0-3 ① K		F SL 82 B SI 92 X SI 91 / 1-1 2B		B SL 86 F FF 95 T FF 94 F SI 94 X SL 85 / 1-2 ③ G6-3			4	0	1	0	0	1	4
27 Scott Rolen, R (1, 5) OBP: 0.365, SLG: 0.449	D SI 92 B CU 73 B SL 81 C FF 91 F SL 84 B FF 91 / 4-2 32 1B BB		F CU 73 B SL 83 B SL 80 C FF 89 F FC 91 C SI 91 / 2-3 ② K		X FF 91 / 0-0 ③ F9			C FF 94 B SL 86 B SI 94 B FF 94 T FF 94 B FF 95 / 4-2 31 G6-3 BB		2	0	0	0	2	1	1
31 Jonny Gomes, R (1, 7) OBP: 0.343, SLG: 0.554 48 Francisco Cordero, R (9, 1)	D FF 91 C FF 92 B FF 91 X SI 89 / 2-1 ② F9		F FF 90 B FF 92 S SL 82 B SL 84 B FF 91 X FC 90 / 3-2 2B			B SI 90 C SI 89 C SL 81 F SL 80 F SL 81 B SI 89 X SI 90 / 2-2 ① G1-3		B SI 93 C SI 94 1 SAFE F SI 94 B SI 94 F SL 86 1 SAFE X SL 94 / 2-2 ① ② G6-3 1-2f		4	0	1	0	0	0	4
										0	0	0	0	0	0	0
32 Jay Bruce, L (1, 9) OBP: 0.283, SLG: 0.435	B FF 92 B FF 91 F FF 92 X FF 92 / 2-1 1-2 2-H 3-H 1B		B SL 82 F FS 84 F FS 83 F SL 84 S SL 83 / 1-3 ③ K			B SI 90 F FS 83 F SI 91 S SI 84 / 1-3 ② K		X SI 94 / 0-0 ③ G4-3		4	0	1	2	0	2	1
29 Ryan Hanigan, R (1, 2) OBP: 0.360, SLG: 0.326	B FF 92 B SL 84 C SL 83 F SL 82 S FF 93 / 2-3 ③ K			F FF 87 B SL 80 X FF 89 / 1-1 ① G1-3		C SI 90 B SL 81 B SL 80 C SI 90 F SI 90 B SI 90 X SI 88 / 3-2 ③ F7				3	0	0	0	0	1	2
56 Matt Maloney, L (1, 1) OBP: 0.222, SLG: 0.222 58 Ramon Ramirez, R (6, 1) 53 Arthur Rhodes, L (7, 1) 15 Drew Sutton, S (7, PH) OBP: 0.271, SLG: 0.302 40 Nick Masset, R (8, 1) 6 Drew Stubbs, R (9, 8) OBP: 0.303, SLG: 0.455		C FF 88 S FF 90 X SL 81 / 0-2 ① G3-1		C FF 89 B SI 89 F FF 88 B FF 94 T FF 91 / 2-2 ② K			B SI 89 X SI 88 / 1-0 ① F7			2	0	0	0	0	1	0
										0	0	0	0	0	0	0
										0	0	0	0	0	0	0
										1	0	0	0	0	0	0
										0	0	0	0	0	0	0
										0	0	0	0	0	0	0
Inning Stats	R: 3 E: 0 K: 1 S: 20 H: 3 LOB: 2 BB: 2 P: 39	R: 0 E: 0 K: 1 S: 10 H: 0 LOB: 1 BB: 1 P: 16	R: 0 E: 0 K: 3 S: 14 H: 1 LOB: 1 BB: 0 P: 20	R: 0 E: 0 K: 2 S: 8 H: 0 LOB: 0 BB: 0 P: 14	R: 0 E: 0 K: 0 S: 7 H: 1 LOB: 1 BB: 0 P: 9	R: 0 E: 0 K: 1 S: 12 H: 0 LOB: 0 BB: 0 P: 18	R: 0 E: 0 K: 0 S: 13 H: 1 LOB: 2 BB: 1 P: 20	R: 0 E: 0 K: 0 S: 7 H: 0 LOB: 0 BB: 1 P: 13		1B: 2 2B: 3 3B: 0 HR: 1	SF: 0 SAC: 0 DP: 1 HBP: 0		WP: 0 PB: 0 SB: 1 CS: 0	PA: 34		

PITCHER		IP	WLS	BF	H	R	ER	SO	BB	IBB	HBP	BLK	WP	HR	S	P	ERA	WHIP
19 Aníbal Sánchez, R ERA: 4.5	(1, 1)	5.0	L	23	5	3	3	7	3	0	0	0	0	1	59	98	5.40	1.600
31 Burke Badenhop, R ERA: 3.58	(6, 1)	1.2		6	1	0	0	1	0	0	0	0	0	0	20	28	0.00	0.600
37 Renyel Pinto, L ERA: 3.21	(7, 1)	0.0		1	0	0	0	0	1	0	0	0	0	0	1	5	∞	∞
64 Tim Wood, R ERA: 1.89	(7, 1)	1.1		4	0	0	0	0	1	0	0	0	0	0	11	18	0.00	0.750

PITCHER	IP	WLS	BF	H	R	ER	SO	BB	IBB	HBP	BLK	WP	HR	S	P	ERA	WHIP

Florida Marlins @ Cincinnati Reds

Great American Ball Park, Cincinnati, OH

Thu Sep 17 2009, 7:10 PM EDT

Att. 9,685 - Partly Cloudy - 77 F

livebaseballscorecards.com

AB	29
R	3
H	6
RBI	3
BB	5
SO	8
LOB	15

Florida Marlins @ Cincinnati Reds

Great American Ball Park, Cincinnati, OH

Fri Sep 18 2009, 7:10 PM EDT

Att. 15,882 - Partly Cloudy - 79 F

TOP

livebaseballscorecards.com

Batter	1	2	3	4	5	6	7	8	9	AB	R	H	RBI	BB	SO	LOB
8 Chris Coghlan, L (1, 7) OBP: 0.380, SLG: 0.447	B FF 94 C FF 92 F KC 77 X FF 94 1-2 2 CS 20 WP 1B		1 SAFE C FF 93 X SI 93 0-1 ② L7			X FF 94 0-0 ② F7			E7 2 1B 3 2B L8	5	1	1	0	0	0	4
20 Nick Johnson, L (1, 3) OBP: 0.426, SLG: 0.416	B SI 92 F FF 92 F FF 93 X FF 94 1-2 ① G1-3 1-2		1 SAFE 1 SAFE B FF 93 C CH 88 C KC 78 B FF 94 B FF 94 3-2 ③ CS 1-2	X SI 92 0-0 ① G6-3		B FF 93 B FF 93 B SI 93 B FF 92 4-0 BB			C FF 95 C FF 95 B FF 95 B SL 87 B FF 95 F FF 95 F FF 96 X FF 96 3-2 ① L9	3	0	0	0	1	0	2
2 Hanley Ramirez, R (1, 6) OBP: 0.420, SLG: 0.562	D FF 95 F SL 86 B SI 93 T FF 95 F FF 95 B SI 93 F FF 94 X FF 94 3-2 ②③ P2 2-3			C FF 93 B FF 94 F FF 94 B FF 95 X FF 94 2-2 ② L9		B FF 94 C KC 76 X FF 94 1-1 ③ F9			X SL 88 0-0 ② 3 2B 6 G6-3 1-2 1B	4	1	1	0	0	0	2
3 Jorge Cantu, R (1, 5) OBP: 0.337, SLG: 0.433		B SL 86 F FF 93 F SI 93 B FF 94 B FF 94 F FF 94 X FF 94 3-2 21 FC4-6 1B		F FF 94 B CH 88 C FF 95 F KC 78 F FF 96 B KC 79 B FF 95 T FF 95 3-2 K			C FF 94 C SL 87 F FF 94 S FF 94 0-3 ① K		S SL 89 X SL 88 0-1 6 G6-3 1-3 2-H 21 1B 2B	4	1	2	1	0	2	0
6 Dan Uggla, R (1, 4) OBP: 0.358, SLG: 0.465		1 SAFE C FF 94 B FF 94 B SL 88 F FF 94 1 SAFE F KC 75 X FF 94 2-2 ① P3			B FF 93 B FF 93 F SI 92 B FF 94 B FF 93 4-1 24 FC6 BB		B FF 95 B KC 76 C FF 94 F FF 94 B FF 94 X FF 95 3-2 ② F9		B FF 96 C SL 88 X SL 88 1-1 ② G6-3 2-3 3-H	3	0	0	1	1	0	2
21 John Baker, L (1, 2) OBP: 0.350, SLG: 0.420		B SI 93 B SI 93 X SI 93 2-0 ② FC4-6 1-2f			C SI 92 F SI 93 B FF 94 F CH 85 B SI 95 S KC 75 2-3 ① K		C FF 96 C FF 96 B FF 95 F FF 95 F FF 96 S FF 97 1-3 ③ K		B CH 88 B SL 88 S SL 88 S FF 94 X SL 88 2-2 12 1B 25 2B 3-H 1B	4	1	1	1	0	2	2
12 Cody Ross, R (1, 9) OBP: 0.326, SLG: 0.470 (8, 8)		C FF 94 F FF 94 D KC 78 B FF 94 S FF 95 2-3 ③ K			S FF 95 F FF 94 F FF 94 S FF 96 0-3 ② K			S FC 88 S FC 90 C SL 84 0-3 ① K	B SL 89 S FF 94 X SL 88 1-1 25 2B 1-2 1B	4	0	1	0	0	3	2
24 Cameron Maybin, R (1, 8) OBP: 0.308, SLG: 0.357 7 Ross Gload, L (8, PH) OBP: 0.343, SLG: 0.390 25 Brett Carroll, R (8, PR) OBP: 0.333, SLG: 0.472 (8, 9)			C FF 93 F FF 93 B FF 93 F FF 94 F CH 87 B CH 88 F FF 95 B FF 94 X FF 94 3-2 20 CS 1B		C FF 94 C KC 76 F FF 94 X KC 77 0-2 ③ FC6 1-2f			C FS 90 C SL 81 B SI 95 X FS 90 1-2 18 G4-6-3 1B	F FF 90 B FF 91 X FF 92 1-1 1-3 2-H 2B	2 1 1	0 0 0	1 1 1	0 0 1	0 0 0	0 0 0	1 0 0
56 Rick Van Den Hurk, R (1, 1) 40 Kiko Calero, R (7, 1) 18 Wes Helms, R (8, PH) OBP: 0.317, SLG: 0.380 48 Brendan Donnelly, R (8, 1) 15 Gaby Sanchez, R (9, PH) OBP: 0.250, SLG: 0.400 46 Juan Carlos Oviedo, R (9, 1)			L FF 91 L FF 93 C KC 75 0-3 ① K			C FF 92 B FF 93 S FF 94 C FF 94 1-3 ① K		F FC 89 X FF 94 0-1 G4-6-3 1-2f	S FF 92 B FF 92 B FF 92 B FF 92 B FF 91 4-1 BB	2 0 1 0 0 0	0 0 0 0 0 0	0 0 0 0 0 0	0 0 0 0 0 0	0 0 0 1 0 0	2 0 0 0 0 0	1 0 1 0 0 0

Inning Stats																								
	R: 0	H: 1		R: 0	H: 1		R: 0	H: 1		R: 0	H: 0		R: 0	H: 0		R: 0	H: 0		R: 0	H: 1		R: 4	H: 5	
	E: 0	LOB: 0		E: 0	LOB: 1		E: 0	LOB: 0		E: 0	LOB: 0		E: 0	LOB: 1		E: 0	LOB: 0		E: 0	LOB: 1		E: 1	LOB: 3	
	K: 0	BB: 0		K: 1	BB: 0		K: 1	BB: 0		K: 1	BB: 0		K: 2	BB: 1		K: 1	BB: 0		K: 1	BB: 0		K: 0	BB: 1	
	S: 11	P: 16		S: 12	P: 21		S: 13	P: 19		S: 9	P: 14		S: 13	P: 19		S: 6	P: 12		S: 12	P: 16		S: 8	P: 9		S: 26	P: 44

1B: 7	SF: 0	WP: 1	PA: 38
2B: 2	SAC: 0	PB: 0	
3B: 0	DP: 1	SB: 0	
HR: 0	HBP: 0	CS: 2	

PITCHER		IP	WLS	BF	H	R	ER	SO	BB	IBB	HBP	BLK	WP	HR	S	P	ERA	WHIP
34 Homer Bailey, R ERA: 5.15	(1, 1)	7.0		24	3	0	0	8	2	0	0	0	1	0	76	117	0.00	0.714
40 Nick Masset, R ERA: 2.56	(8, 1)	1.0	H	3	1	0	0	1	0	0	0	0	0	0	8	9	0.00	1.000
48 Francisco Cordero, R ERA: 2.23	(9, 1)	0.2	L	7	4	4	0	0	0	0	0	0	0	0	19	29	0.00	6.000
51 Jared Burton, R ERA: 4.99	(9, 1)	0.1		3	1	0	0	0	1	0	0	0	0	0	7	15	0.00	6.000

PITCHER		IP	WLS	BF	H	R	ER	SO	BB	IBB	HBP	BLK	WP	HR	S	P	ERA	WHIP

AB	34
R	4
H	9
RBI	4
BB	3
SO	9
LOB	17

BOTTOM

Batter	1	2	3	4	5	6	7	8	9	AB	R	H	RBI	BB	SO	LOB
6 Drew Stubbs, R (1, 8) OBP: 0.299, SLG: 0.445	B FF 91 X FF 91 1-0 ① L6		B SL 83 B SL 84 C SL 84 B FF 92 X FF 92 3-1 ③ 15 S 15 1B 1B		B SL 81 B FF 90 C FF 89 D SL 83 X FF 90 3-1 ③ F7		C SL 79 X SL 79 0-1 ③ F7		C SL 84 B FF 97 B SL 84 X FF 96 2-1 ③ L9	5	1	1	0	0	0	2
15 Drew Sutton, S (1, 6) OBP: 0.286, SLG: 0.351 7 Paul Janish, R (9, 6) OBP: 0.298, SLG: 0.318	C FF 91 X FF 92 0-1 ② F7		B CH 88 B FF 91 F CH 89 L FF 91 1 SAFE B CH 84 F FF 91 X FF 92 3-2 1-H 1B			S CH 82 T FF 91 C CH 84 0-3 ① K		X FF 89 0-0 19 1B 3B		4 0	1 0	2 0	1 0	0 0	1 0	0 0
19 Joey Votto, L (1, 3) OBP: 0.400, SLG: 0.519	S FF 92 S FF 93 B FF 92 X FF 92 1-2 1B		B FF 91 1 SAFE X CH 83 1-0 ③ G3			F CH 84 B FF 90 X SL 82 1-1 ② F7		C FF 90 X FF 91 0-1 27 F8 4 BB 3-H 1B		4	0	2	1	0	0	1
4 Brandon Phillips, R (1, 4) OBP: 0.334, SLG: 0.458	S FF 93 F FF 92 B FF 92 1 SAFE F SL 84 1 SAFE X FF 91 1-2 ③ P3			B FF 92 C SL 81 X SL 84 1-1 ① L5		F FF 93 B CU 68 B FF 92 B SL 82 F FF 92 X CH 84 3-2 2B		D FF 89 B FF 90 1 SAFE S FS 88 B FF 91 F FF 89 1 SAFE 3-2 31 G5-4-3 1-2 BB		3	0	1	0	1	0	1
27 Scott Rolen, R (1, 5) OBP: 0.364, SLG: 0.446		C FF 90 F SL 84 X FF 92 0-2 ① G6-3		B SL 81 F FF 90 B FF 90 C SL 82 X FF 91 2-2 ② G6-3		B FF 91 B FF 89 B FF 90 B FF 90 4-0 BB		B FF 90 X FS 88 1-0 ① F8 2-3		3	0	0	0	1	0	2
31 Jonny Gomes, R (1, 9) OBP: 0.338, SLG: 0.546 48 Francisco Cordero, R (9, 1) 51 Jared Burton, R (9, 1)		C SL 84 B SL 86 F FF 92 B FF 93 X SL 83 2-2 ② G6-3		F FF 92 F FF 92 B FF 92 X FF 92 1-2 ③ F9		C FF 91 F FF 91 B FF 92 B FF 91 X SL 82 2-2 ③ F8		X FF 92 0-0 ② ③ G5-4-3 1-2f		4 0 0	0 0 0	0 0 0	0 0 0	0 0 0	0 0 0	4 0 0
25 Wladimir Balentien, R (1, 7) OBP: 0.308, SLG: 0.382 64 Juan Francisco, L (9, PH) OBP: 0.667, SLG: 2.000		S SL 85 B SL 86 F FF 94 C SL 86 1-3 ③ K			X SL 82 0-0 ① L5		C SL 78 B SL 79 B SL 79 B SL 77 B FF 87 4-1 37 SH3 BB		B CH 84 X SI 94 1-0 HR	2 1	0 1	0 1	0 1	1 0	1 0	0 0
37 Corky Miller, R (1, 2) OBP: 0.264, SLG: 0.203 60 Kevin Barker, L (9, PH) OBP: 0.357, SLG: 0.400			X FF 91 0-0 ① F7		C FF 90 B FF 90 B SL 80 B FF 91 B FF 91 4-1 34 SH3-4 BB		X FF 86 0-0 ① SH3 1-2		C CH 85 F CH 85 F CH 86 S CH 86 0-3 ① K	1 1	0 0	0 0	0 0	1 0	0 1	0 0
34 Homer Bailey, R (1, 1) OBP: 0.067, SLG: 0.067 17 Laynce Nix, L (7, PH) OBP: 0.295, SLG: 0.476 40 Nick Masset, R (8, 1) 32 Jay Bruce, L (9, 9) OBP: 0.282, SLG: 0.434			C FF 90 B FF 91 F FF 91 B FF 91 T FF 92 2-2 ② K		B CH 86 L CH 87 X CH 87 1-1 ② SH3-4 1-2		X SL 80 0-0 ② P2		B CH 85 B CH 86 B FF 95 C FF 95 F FF 95 S CH 86 3-3 ② K	1 1 0 1	0 0 0 0	0 0 0 0	0 0 0 0	0 0 0 0	1 0 0 1	0 1 0 0
Inning Stats	R: 0 H: 1 E: 0 LOB: 1 K: 0 BB: 0 S: 10 P: 13	R: 0 H: 0 E: 0 LOB: 0 K: 1 BB: 0 S: 9 P: 12	R: 1 H: 2 E: 0 LOB: 1 K: 1 BB: 0 S: 11 P: 20	R: 0 H: 0 E: 0 LOB: 0 K: 0 BB: 0 S: 8 P: 12	R: 0 H: 0 E: 0 LOB: 1 K: 0 BB: 1 S: 6 P: 14	R: 0 H: 1 E: 0 LOB: 2 K: 1 BB: 1 S: 11 P: 21	R: 0 H: 0 E: 0 LOB: 1 K: 0 BB: 1 S: 5 P: 9	R: 1 H: 2 E: 0 LOB: 1 K: 0 BB: 1 S: 7 P: 11	R: 1 H: 1 E: 0 LOB: 0 K: 2 BB: 0 S: 10 P: 16	1B: 4 SF: 0 2B: 1 SAC: 2 3B: 1 DP: 1 HR: 1 HBP: 0						WP: 0 PA: 37 PB: 0 SB: 1 CS: 0

PITCHER	IP	WLS	BF	H	R	ER	SO	BB	IBB	HBP	BLK	WP	HR	S	P	ERA	WHIP
56 Rick Van Den Hurk, R (1, 1) ERA: 4.24	6.0		24	4	1	1	3	2	0	0	0	0	0	55	92	1.50	1.000
40 Kiko Calero, R (7, 1) ERA: 1.93	1.0		4	0	0	0	0	1	0	0	0	0	0	5	9	0.00	1.000
48 Brendan Donnelly, R (8, 1) ERA: 1.99	1.0	W	5	2	1	1	0	1	0	0	0	0	0	7	11	9.00	3.000
46 Juan Carlos Oviedo, R (9, 1) ERA: 4.08	1.0	S	4	1	1	1	2	0	0	0	0	0	1	10	16	9.00	1.000

PITCHER	IP	WLS	BF	H	R	ER	SO	BB	IBB	HBP	BLK	WP	HR	S	P	ERA	WHIP

Florida Marlins @ Cincinnati Reds

Great American Ball Park, Cincinnati, OH

Fri Sep 18 2009, 7:10 PM EDT
Att. 15,882 - Partly Cloudy - 79 F

livebaseballscorecards.com

AB	31
R	3
H	7
RBI	3
BB	4
SO	5
LOB	11

Florida Marlins @ Cincinnati Reds

Great American Ball Park, Cincinnati, OH

Sat Sep 19 2009, 7:10 PM EDT

Att. 17,026 - Partly Cloudy - 77 F

TOP

livebaseballscorecards.com

Batter	1	2	3	4	5	6	7	8	9	AB	R	H	RBI	BB	SO	LOB
8 Chris Coghlan, L (1, 7) OBP: 0.380, SLG: 0.450	C CU 70 X SL 72 0-1 G3-1			B SI 88 X CH 77 1-0 20 G1-6-3 1B		C SL 72 B FF 88 B FF 88 F CH 83 B SL 75 X CU 70 3-2 2 FC5 2B		B SI 88 C CH 80 B SI 87 F CH 80 F FF 89 F FF 88 X SI 88 2-2 G5-3		4	0	2	0	0	0	1
20 Nick Johnson, L (1, 3) OBP: 0.424, SLG: 0.413	C CH 72 B SI 87 X SI 86 1-1 L7			C CU 71 B CH 82 F SI 88 B FF 90 1 SAFE 1 SAFE X SI 83 2-2 G1-6-3 1-2f		B FF 89 C CU 67 B SL 72 B CU 67 B CH 80 4-1 2 FC5 BB		C CH 76 X FF 89 0-1 P6		3	0	0	0	1	0	2
2 Hanley Ramirez, R (1, 6) OBP: 0.417, SLG: 0.558	X FF 89 0-0 F9			B CH 75 C SL 76 B SI 90 B SI 90 X SL 77 3-1 G6-3		C SI 88 F SI 88 B FF 90 B FF 90 X CU 68 2-2 FC5 1-2 2-3f			X FF 91 0-0 F9	4	0	0	0	0	0	2
3 Jorge Cantu, R (1, 5) OBP: 0.338, SLG: 0.439		C CH 72 B FF 88 C FF 88 F SI 86 F SL 76 B FF 89 C FF 90 2-3 K			B SI 88 F FF 89 B FF 90 B SI 90 X SL 73 3-1 HR		C CU 64 F CH 80 F FF 87 B SI 86 B FF 89 X FF 89 2-2 12 G5-4-3 1B		C FF 91 B CH 83 B CH 83 B FF 91 X FF 92 3-1 G6-3	4	1	2	1	0	1	0
6 Dan Uggla, R (1, 4) OBP: 0.356, SLG: 0.461		C CH 76 B CU 66 F CU 67 C FF 90 1-3 K			C SI 89 B FF 90 B FF 89 F CH 82 X SL 75 2-2 G5-3		F CH 80 D SI 85 1 SAFE T SI 88 S CH 83 1-3 K		S CH 84 F SL 80 B FF 91 S CH 83 1-3 K	4	0	0	0	0	3	1
12 Cody Ross, R (1, 9) OBP: 0.324, SLG: 0.468		B SI 87 F CH 76 F SL 74 B CU 67 F SI 90 F FF 90 F SL 77 F CU 67 X SI 83 2-2 F7			F CH 75 X FF 90 0-1 G6-3		X CH 78 0-0 G5-4-3 1-2f			3	0	0	0	0	0	1
29 Ronny Paulino, R (1, 2) OBP: 0.338, SLG: 0.425 1 Emilio Bonifácio, S (8, PR) OBP: 0.303, SLG: 0.309 21 John Baker, L (8, 2) OBP: 0.350, SLG: 0.420			B SI 87 B SI 88 X CU 69 2-0 F8		B CU 68 C FF 88 S SI 89 F SI 88 B FF 89 F FF 89 T CH 83 2-2 K			X SI 87 0-0 7 HR 2B		3 0 1 0 0 1 0 0 1 0 0 0 0 0 0 0 0 0 0 0 0						
24 Cameron Maybin, R (1, 8) OBP: 0.302, SLG: 0.348			B CH 75 B SL 74 X CU 69 2-0 F7			B SI 88 C SL 74 F SI 88 X SI 87 1-2 G1-3		L SI 86 B SI 88 M SI 87 L SL 74 1-3 K		3	0	0	0	0	1	1
47 Ricky Nolasco, R (1, 1) OBP: 0.170, SLG: 0.133 7 Ross Gload, L (8, PH) OBP: 0.346, SLG: 0.408 44 Brian Sanches, R (8, 1) 53 Dan Meyer, R (9, 1) 22 Matt Lindstrom, R (9, 1)			B CH 74 B SL 75 C CH 76 X SI 87 2-1 G5-3			C CU 71 S SL 74 S SL 75 0-3 K		B CH 82 X CH 77 1-0 2-H HR		2 0 0 0 0 1 0 1 1 1 2 0 0 0 0 0 0 0 0 0 0 0 0 0 0 0 0 0 0 0 0						
Inning Stats	R: 0 E: 0 K: 0 S: 5 H: 0 LOB: 0 BB: 0 P: 6	R: 0 E: 0 K: 2 S: 15 H: 0 LOB: 0 BB: 0 P: 20	R: 0 E: 0 K: 0 S: 4 H: 0 LOB: 0 BB: 0 P: 10	R: 0 E: 0 K: 0 S: 6 H: 1 LOB: 0 BB: 0 P: 12	R: 1 E: 0 K: 1 S: 12 H: 1 LOB: 0 BB: 0 P: 19	R: 0 E: 0 K: 1 S: 13 H: 1 LOB: 2 BB: 1 P: 23	R: 0 E: 0 K: 1 S: 8 H: 1 LOB: 0 BB: 0 P: 11	R: 2 E: 0 K: 1 S: 12 H: 2 LOB: 1 BB: 0 P: 16	R: 0 E: 0 K: 1 S: 6 H: 0 LOB: 0 BB: 0 P: 10	1B: 2 2B: 2 3B: 0 HR: 2 SF: 0 SAC: 0 DP: 2 HBP: 0						

	AB	31
	R	3
	H	6
	RBI	3
	BB	1
	SO	7
	LOB	8

WP: 0 PB: 0 SB: 0 CS: 0 PA: 32

PITCHER		IP	WLS	BF	H	R	ER	SO	BB	IBB	HBP	BLK	WP	HR	S	P	ERA	WHIP
61 Bronson Arroyo, R ERA: 4.04	(1, 1)	8.0	L	29	6	3	3	6	1	0	0	0	0	2	75	117	3.38	0.875
58 Ramon Ramirez, R ERA: 5.14	(9, 1)	1.0		3	0	0	0	1	0	0	0	0	0	0	6	10	0.00	0.000

PITCHER	IP	WLS	BF	H	R	ER	SO	BB	IBB	HBP	BLK	WP	HR	S	P	ERA	WHIP

Florida Marlins @ Cincinnati Reds

Great American Ball Park, Cincinnati, OH

Sat Sep 19 2009, 7:10 PM EDT

Att. 17,026 - Partly Cloudy - 77 F

livebaseballscorecards.com

BOTTOM

Batter	1	2	3	4	5	6	7	8	9	AB	R	H	RBI	BB	SO	LOB
6 Drew Stubbs, R (1, 8) OBP: 0.312, SLG: 0.473	B FF 91 X FF 91 1-0 HR		C SL 84 C CU 74 B SL 84 B FF 92 X FF 91 2-2 17 G3 1B		B SL 84 X SL 85 1-0 ③ G6-3			B FF 88 B SL 82 C FF 88 C FF 88 F SL 82 B FF 88 B FF 89 4-2 17 G1-6-3 BB		3	1	2	1	1	0	0
17 Laynce Nix, L (1, 7) OBP: 0.291, SLG: 0.469	C SI 89 F FS 85 B SL 83 S FS 86 1-3 ① K		B FF 91 B FF 91 F FF 91 1 SAFE F FF 90 X SL 81 2-2 ① G3 1-2			C CU 73 B FF 91 X FS 84 1-1 ① F8		X FF 88 0-0 ②③ G1-6-3 1-2f		4	0	0	0	0	1	2
19 Joey Votto, L (1, 3) OBP: 0.401, SLG: 0.521	C FF 91 B FS 87 B SL 82 X FS 84 2-1 2B		F SL 82 X FF 92 0-1 ② F8			F FS 85 C FF 93 B SL 84 X SL 84 1-2 ② F8			X SL 77 0-0 1B	4	0	2	0	0	0	1
4 Brandon Phillips, R (1, 4) OBP: 0.332, SLG: 0.455	F FF 92 F FF 92 X SL 84 0-2 ② F8		F FF 93 B CU 76 C SL 85 F FF 92 B FF 91 D SL 86 S SL 86 3-3 ③ K			C CU 75 F SL 85 B FS 86 S SL 85 1-3 ③ K			F FF 88 C SL 82 D SL 82 C FF 88 1-3 ① K	4	0	0	0	0	3	3
64 Juan Francisco, L (1, 5) OBP: 0.333, SLG: 0.800 31 Jonny Gomes, R (9, PH) OBP: 0.337, SLG: 0.544	B SL 83 F FS 85 F SL 83 S FF 92 1-3 ③ K			F SL 83 F FF 92 S SL 84 0-3 ① K			C SL 83 S FS 85 B FF 92 S FS 85 1-3 ① K		B FF 92 F FF 92 F FF 93 X SI 93 1-2 ② F8	3 1	0 0	0 0	0 0	0 0	3 0	1 1
32 Jay Bruce, L (1, 9) OBP: 0.282, SLG: 0.431 27 Scott Rolen, R (9, PH) OBP: 0.363, SLG: 0.445		B SI 88 B FF 90 B FF 90 B FF 89 4-0 BB		B FF 92 C FF 91 S SL 84 B FF 92 S SL 84 2-3 ② K			B FF 90 S FF 92 C FF 92 F SI 88 S FF 94 1-3 ② K		B FF 96 S FF 97 F FF 98 B FF 96 B FF 98 F FF 96 F FF 95 X FF 96 3-2 ③ P6	2 1	0 0	0 0	0 0	1 0	2 0	0 1
29 Ryan Hanigan, R (1, 2) OBP: 0.360, SLG: 0.339		C FF 90 B FC 91 1 SAFE X FF 90 1-1 ① F9		C FF 93 X CU 76 0-1 ③ F8			F FF 93 C FF 94 B FF 94 B SL 86 X SL 86 2-2 HR			3	1	1	1	0	0	1
7 Paul Janish, R (1, 6) OBP: 0.294, SLG: 0.313		C FF 92 C CU 76 X SL 85 0-2 ② P2			X FS 85 0-0 ① P3		S FF 93 F CU 76 B SL 87 X FF 94 1-2 ③ F9			3	0	0	0	0	0	1
61 Bronson Arroyo, R (1, 1) OBP: 0.107, SLG: 0.161 15 Drew Sutton, S (8, PH) OBP: 0.281, SLG: 0.345 58 Ramon Ramirez, R (9, 1)		B FF 92 S FF 92 S FF 93 S FF 93 1-3 ③ K			C FF 91 B CU 79 L FF 92 C CU 77 1-3 ② K			X FF 88 0-0 ① F7		2 1 0	0 0 0	0 0 0	0 0 0	0 0 0	2 0 0	1 0 0
Inning Stats	R: 1 E: 0 K: 2 S: 12 H: 2 LOB: 1 BB: 0 P: 17	R: 0 E: 0 K: 1 S: 8 H: 0 LOB: 1 BB: 1 P: 14	R: 0 E: 0 K: 1 S: 12 H: 1 LOB: 1 BB: 0 P: 19	R: 0 E: 0 K: 2 S: 8 H: 0 LOB: 0 BB: 0 P: 10	R: 0 E: 0 K: 1 S: 5 H: 0 LOB: 0 BB: 0 P: 7	R: 0 E: 0 K: 1 S: 8 H: 0 LOB: 0 BB: 0 P: 11	R: 1 E: 0 K: 2 S: 13 H: 1 LOB: 0 BB: 0 P: 18	R: 0 E: 0 K: 0 S: 5 H: 0 LOB: 0 BB: 1 P: 9	R: 0 E: 0 K: 1 S: 12 H: 1 LOB: 1 BB: 0 P: 17	1B: 2 2B: 1 3B: 0 HR: 2	SF: 0 SAC: 0 DP: 1 HBP: 0			WP: 0 PB: 0 SB: 0 CS: 0		PA: 33

	AB	31
	R	2
	H	5
	RBI	2
	BB	2
	SO	11
	LOB	12

PITCHER		IP	WLS	BF	H	R	ER	SO	BB	IBB	HBP	BLK	WP	HR	S	P	ERA	WHIP
47 Ricky Nolasco, R ERA: 5.34	(1, 1)	7.0	W	26	4	2	2	10	1	0	0	0	0	2	66	96	2.57	0.714
44 Brian Sanches, R ERA: 1.86	(8, 1)	1.1	H	5	1	0	0	1	1	0	0	0	0	0	9	14	0.00	1.500
53 Dan Meyer, L ERA: 3.02	(9, 1)	0.1	H	1	0	0	0	0	0	0	0	0	0	0	3	4	0.00	0.000
22 Matt Lindstrom, R ERA: 5.79	(9, 1)	0.1	S	1	0	0	0	0	0	0	0	0	0	0	5	8	0.00	0.000

PITCHER	IP	WLS	BF	H	R	ER	SO	BB	IBB	HBP	BLK	WP	HR	S	P	ERA	WHIP

Florida Marlins @ Cincinnati Reds

Great American Ball Park, Cincinnati, OH

Sun Sep 20 2009, 1:10 PM EDT

Att. 16,186 - Overcast - 67 F

TOP

livebaseballscorecards.com

Batter	1	2	3	4	5	6	7	8	9	AB	R	H	RBI	BB	SO	LOB
8 Chris Coghlan, L (1, 7) OBP: 0.381, SLG: 0.451	B FF 90 B CH 85 C FF 91 S CH 86 B FF 92 X CH 85 3-2 L8 ①			B SI 91 C CH 85 X SI 91 1-1 G6-3 ①		X SI 92 0-0 2B		H SL 73 1-0 20 G4-6-3 HBP 1-2		3	0	1	0	0	0	0
20 Nick Johnson, L (1, 3) OBP: 0.421, SLG: 0.409	B SI 92 B SI 92 C CH 86 B SI 88 X FF 91 3-1 G4-3 ②			B SI 92 B SI 92 B SI 88 C FF 91 F SI 91 X SI 87 3-2 G6-3 ②		B CH 82 C SI 90 B SI 91 X CH 82 2-1 L8 ③		B FF 81 B SI 84 F FF 80 F SC 66 F SC 67 X SL 76 2-2 G4-6-3 ②③ 1-2f		4	0	0	0	0	0	4
2 Hanley Ramirez, R (1, 6) OBP: 0.416, SLG: 0.556	B SI 93 C CU 78 S CH 86 B FF 93 X SI 93 2-2 G5-3 ③			C CH 86 X SI 93 0-1 3 S 1B			S CH 85 C SI 91 S SL 84 0-3 K ①		F FF 89 B FF 90 F FF 88 F FF 90 S CH 77 1-3 K ①	4	0	1	0	0	2	0
3 Jorge Cantu, R (1, 5) OBP: 0.338, SLG: 0.436		B SI 91 B FF 91 S CH 85 F CH 86 F FF 92 F SI 92 H SI 91 3-2 21 G6-4-3 HBP		F SI 92 B SL 81 1 SAFE S CH 86 X CH 86 1-2 L6 ③ 1-2			B CU 76 X FF 91 1-0 F7 ②		T FC 90 X FF 89 0-1 G1-3 ②	3	0	0	0	0	0	1
6 Dan Uggla, R (1, 4) OBP: 0.353, SLG: 0.458		F FF 89 B CU 78 B CU 77 F SI 92 X CH 86 2-2 F9 ①			F SI 92 B FF 92 F SL 82 X CH 85 1-2 G5-3 ①		B FF 92 S CH 86 F SI 92 C FF 92 1-3 K ③		X FF 88 0-0 P4 ③	4	0	0	0	0	1	1
21 John Baker, L (1, 2) OBP: 0.350, SLG: 0.419		X SI 91 0-0 G6-4-3 ②③ 1-2f			B FF 91 X SI 92 1-0 F8 ②			X CU 72 0-0 12 1B 25 1B 1B		3	1	1	0	0	0	1
12 Cody Ross, R (1, 8) OBP: 0.324, SLG: 0.467			T SI 91 X SI 93 0-1 G5-3 ①		C SI 92 B SL 85 B SI 93 T SI 88 X SI 88 2-2 G5-3 ③			B FF 88 S SI 90 X SI 91 1-1 25 1B 7 FC1-2-5-3 1-2 1B		3	0	1	0	0	0	0
25 Brett Carroll, R (1, 9) OBP: 0.333, SLG: 0.468			B SI 92 S SI 92 S SI 92 X SI 93 1-2 G6-3 ②			S SI 91 F SI 92 X SI 92 0-2 G5-3 ①		B FF 90 B CH 84 C SI 90 F SI 89 X FF 90 2-2 7 FC1-2-5-3 1-3 2-H 1B		3	0	1	1	0	0	0
45 Sean West, R (1, 1) OBP: 0.069, SLG: 0.103 51 Cristhian Martinez, R (5, 1) 15 Gaby Sanchez, R (6, PH) OBP: 0.235, SLG: 0.375 64 Tim Wood, R (6, 1) OBP: 0.500, SLG: 0.500 7 Ross Gload, L (8, PH) OBP: 0.345, SLG: 0.406 23 Andrew Miller, L (8, 1) OBP: 0.083, SLG: 0.083			B SI 91 C SI 92 C SI 93 X SI 93 1-2 G5-3 ③			X SI 92 0-0 L4 ②		C FF 80 B SL 73 X FF 79 1-1 FC1-2-5-3 8 HBP 1-3 3-H		1 0 1 0 1 0	0 0 0 0 0 0	0 0 0 0 0 0	0 0 0 0 0 0	0 0 0 0 0 0	0 0 0 0 2 0	0 0 0 0 0 0
Inning Stats	R: 0 E: 0 K: 0 S: 8 H: 0 LOB: 0 BB: 0 P: 16	R: 0 E: 0 K: 0 S: 8 H: 0 LOB: 0 BB: 0 P: 13	R: 0 E: 0 K: 0 S: 8 H: 0 LOB: 0 BB: 0 P: 10	R: 0 E: 0 K: 0 S: 10 H: 1 LOB: 1 BB: 0 P: 15	R: 0 E: 0 K: 0 S: 7 H: 0 LOB: 0 BB: 0 P: 11	R: 0 E: 0 K: 0 S: 7 H: 1 LOB: 1 BB: 0 P: 9	R: 0 E: 0 K: 2 S: 7 H: 0 LOB: 0 BB: 0 P: 9	R: 1 E: 0 K: 0 S: 12 H: 3 LOB: 2 BB: 0 P: 19	R: 0 E: 0 K: 1 S: 7 H: 0 LOB: 0 BB: 0 P: 8	1B: 4 2B: 1 3B: 0 HR: 0 SF: 0 SAC: 0 DP: 2 HBP: 2						

AB	30
R	1
H	5
RBI	1
BB	0
SO	3
LOB	9

WP: 0 PB: 0 SB: 1 CS: 0 PA: 32

PITCHER		IP	WLS	BF	H	R	ER	SO	BB	IBB	HBP	BLK	WP	HR	S	P	ERA	WHIP
38 Kip Wells, R ERA: 4.84	(1, 1)	7.0	W	26	5	1	1	2	0	0	1	0	0	0	61	92	1.29	0.714
52 Daniel Herrera, L ERA: 2.87	(8, 1)	1.0		3	0	0	0	0	0	0	1	0	0	0	6	10	0.00	0.000
33 Micah Owings, R ERA: 5.21	(9, 1)	1.0		3	0	0	0	1	0	0	0	0	0	0	7	8	0.00	0.000

PITCHER	IP	WLS	BF	H	R	ER	SO	BB	IBB	HBP	BLK	WP	HR	S	P	ERA	WHIP

Batter	1	2	3	4	5	6	7	8	9	AB	R	H	RBI	BB	SO	LOB
6 Drew Stubbs, R (1, 8) OBP: 0.315, SLG: 0.478	B SI 88 X CH 80 1-0 ① G6-3		C CH 82 B FF 91 B FF 90 C CH 83 X FF 90 2-2 2-H 2B		B SL 80 B CH 82 B FF 87 C FF 88 X FF 88 3-1 7 1B 4 1B 1B	B SL 85 D FF 93 F SI 93 C SI 93 S SL 85 2-3 ③ K		C FF 96 F FF 96 B SL 79 F FF 96 X FF 96 1-2 ② G2-3		5	1	2	1	0	1	1
7 Paul Janish, R (1, 6) OBP: 0.300, SLG: 0.321	C FF 88 B FF 87 B FF 87 C FF 88 X FF 89 2-2 ② L8		B FF 88 B FF 89 B FF 90 B FF 88 4-0 BB		X FF 90 0-0 4 1B 1-2 1B		F SI 92 F SL 86 X SI 93 0-2 19 HR 2B	X FF 97 0-0 ③ G5-3		4	1	2	0	1	0	0
19 Joey Votto, L (1, 3) OBP: 0.400, SLG: 0.526	C SL 81 C CH 82 B SI 90 F SL 82 F SL 82 S FF 89 1-3 ③ K		X SL 81 0-0 ③ F9		S FF 91 B FF 92 C FF 90 F FF 91 C SL 83 1-3 ① K		B FF 87 B SI 92 X FF 92 2-0 2-H HR			4	1	1	2	0	2	4
4 Brandon Phillips, R (1, 4) OBP: 0.333, SLG: 0.459		B SL 78 S CH 80 F FF 90 F SL 81 X CH 82 1-2 ① G6-3		B CH 80 X CH 82 1-0 ① G5-3	X SI 90 0-0 ② 27 1B 1-3 2-H 1B		B SL 86 S SL 84 B SI 92 B X 3-1 27 G5-3 3B			4	1	2	1	0	0	0
27 Scott Rolen, R (1, 5) OBP: 0.364, SLG: 0.444		C FF 88 B FF 88 B SL 80 X FF 87 2-1 ② F7		B FF 90 B FF 89 B FF 88 C FF 88 F FF 88 B FF 89 4-2 31 BB 37 HR BB	C FF 90 X SI 90 0-1 1-2 1B		C SI 92 X SI 92 0-1 ① G5-3 3-H			3	1	1	1	1	0	0
31 Jonny Gomes, R (1, 9) OBP: 0.339, SLG: 0.540		S FF 89 B FF 88 X FF 88 1-1 ③ G6-3		D FF 88 B CH 82 B FF 89 B FF 88 4-0 37 HR 1-2 BB	B SL 83 S SL 83 X FF 90 1-1 ③ F8		S SL 86 C SI 92 B SI 93 B FF 94 F FF 93 B B 4-2 BB			2	1	0	0	2	0	2
16 Darnell McDonald, R (1, 7) OBP: 0.300, SLG: 0.394			C SL 77 X CH 81 0-1 38 SH1-4 6 2B 1B	B SL 78 B CH 82 C FF 90 B CH 82 T FF 90 S FF 90 3-3 ② K		X SL 85 0-0 ① G4-3	S SL 93 B S SL 86 B SL 93 S SL 86 2-3 ② K			4	1	1	0	0	2	3
37 Corky Miller, R (1, 2) OBP: 0.274, SLG: 0.253			T FF 89 F FF 90 F FF 89 B FF 89 X CH 87 1-2 ① F9	X FF 90 0-0 1-H 2-H HR		C FF 94 X SI 93 0-1 38 FC2-6 1B	B SL 93 X FF 93 1-0 ③ P3			4	1	2	3	0	0	2
38 Kip Wells, R (1, 1) OBP: 0.091, SLG: 0.091 52 Daniel Herrera, L (8, 1) 23 Adam Rosales, R (8, PH) OBP: 0.293, SLG: 0.309 33 Micah Owings, R (9, 1) OBP: 0.268, SLG: 0.509			L FF 90 X FF 90 0-1 ② SH1-4 1-2	F FF 89 S CH 83 S CH 84 0-3 ③ K		B FF 93 X SL 93 1-0 ② FC2-6 1-2f		F FF 95 F FF 96 B FF 97 S SI 95 1-3 ① K2-3		2 0 1 0	0 0 0 0	0 0 0 0	0 0 0 0	1 0 1 0	1 0 0 0	1 0 0 0
Inning Stats	R: 0 E: 0 K: 1 S: 9 H: 0 LOB: 0 BB: 0 P: 13	R: 0 E: 0 K: 0 S: 8 H: 0 LOB: 0 BB: 0 P: 12	R: 1 E: 0 K: 0 S: 12 H: 2 LOB: 2 BB: 1 P: 19	R: 3 E: 0 K: 2 S: 10 H: 1 LOB: 0 BB: 2 P: 22	R: 1 E: 0 K: 1 S: 12 H: 4 LOB: 2 BB: 0 P: 17	R: 0 E: 0 K: 1 S: 7 H: 1 LOB: 1 BB: 0 P: 10	R: 3 E: 0 K: 1 S: 15 H: 3 LOB: 1 BB: 1 P: 27	R: 0 E: 0 K: 1 S: 8 H: 0 LOB: 0 BB: 0 P: 10		1B: 6 2B: 2 3B: 1 HR: 2 SF: 0 SAC: 1 DP: 0 HBP: 0					WP: 0 PB: 0 SB: 0 CS: 0	PA: 38

PITCHER		IP	WLS	BF	H	R	ER	SO	BB	IBB	HBP	BLK	WP	HR	S	P	ERA	WHIP
45 Sean West, L ERA: 4.85	(1, 1)	4.1	L	21	5	5	5	4	3	0	0	0	0	1	46	77	10.38	1.846
51 Cristhian Martinez, R ERA: 5.64	(5, 1)	0.2		3	2	0	0	0	0	0	0	0	0	0	5	6	0.00	3.000
64 Tim Wood, R ERA: 3.0	(6, 1)	2.0		11	4	3	3	2	1	0	0	0	0	1	22	37	13.50	2.500
23 Andrew Miller, L ERA: 4.74	(8, 1)	1.0		3	0	0	0	1	0	0	0	0	0	0	8	10	0.00	0.000

PITCHER	IP	WLS	BF	H	R	ER	SO	BB	IBB	HBP	BLK	WP	HR	S	P	ERA	WHIP

BOTTOM

Florida Marlins @ Cincinnati Reds

Great American Ball Park, Cincinnati, OH

Sun Sep 20 2009, 1:10 PM EDT

Att. 16,186 - Overcast - 67 F

livebaseballscorecards.com

AB	33
R	8
H	11
RBI	8
BB	4
SO	7
LOB	13

Cincinnati Reds @ Pittsburgh Pirates

PNC Park, Pittsburgh, PA

Tue Sep 22 2009, 7:05 PM EDT

Att. 16,492 - Cloudy - 74 F

livebaseballscorecards.com

TOP

Batter	1	2	3	4	5	6	7	8	9	AB	R	H	RBI	BB	SO	LOB
6 Drew Stubbs, R (1, 8) OBP: 0.316, SLG: 0.475	F9		2B		BB	F8	F7		F9	5	1	1	0	1	0	4
7 Paul Janish, R (1, 6) OBP: 0.298, SLG: 0.318	G1-3		G5-3		FC2		1B	F7		5	2	1	0	0	0	3
19 Joey Votto, L (1, 3) OBP: 0.404, SLG: 0.535	G6-3			2B	2B		BB	2B		4	3	3	1	1	0	0
4 Brandon Phillips, R (1, 4) OBP: 0.332, SLG: 0.456		G1-3		G6-3	1B		F8	G1-3		5	1	1	2	0	0	4
27 Scott Rolen, R (1, 5) OBP: 0.366, SLG: 0.450		K		G6-3	2B		1B	2B		5	2	3	3	0	1	1
50 Pedro Viola, R (8, 1)										0	0	0	0	0	0	0
46 Carlos Fisher, R (8, 1)										0	0	0	0	0	0	0
31 Jonny Gomes, R (1, 9) OBP: 0.341, SLG: 0.543		2B		L7	P4		1B		1B	4	0	2	1	0	0	2
32 Jay Bruce, L (7, 9) OBP: 0.284, SLG: 0.433										1	0	1	1	0	0	0
16 Darnell McDonald, R (1, 7) OBP: 0.301, SLG: 0.392		F9			1B	G5-3	BB	F9		3	0	1	0	0	0	1
17 Laynce Nix, L (7, PH) OBP: 0.292, SLG: 0.468 (7, 7)										1	0	0	0	1	0	1
55 Ramon Hernandez, R (1, 2) OBP: 0.331, SLG: 0.356			G5-3		1B	G5-3	F4		F9	5	1	2	0	0	0	3
47 Johnny Cueto, R (1, 1) OBP: 0.174, SLG: 0.116			K		SH5-4	SH1-4	1B		G1-3	1	0	0	0	0	1	0
52 Daniel Herrera, L (6, 1)										0	0	0	0	0	0	0
58 Ramon Ramirez, R (6, 1)										0	0	0	0	0	0	0
64 Juan Francisco, L (7, PH) OBP: 0.429, SLG: 0.833										1	0	1	1	0	0	0
53 Arthur Rhodes, L (7, 1)										0	0	0	0	0	0	0
23 Adam Rosales, R (8, 5) OBP: 0.292, SLG: 0.308										1	0	0	0	0	0	0

Inning Stats	1	2	3	4	5	6	7	8	9
	R: 0 E: 0 K: 0 S: 6	H: 0 LOB: 0 BB: 0 P: 10	R: 0 E: 0 K: 1 S: 14	H: 1 LOB: 1 BB: 0 P: 18	R: 0 E: 0 K: 1 S: 13	H: 1 LOB: 1 BB: 0 P: 18	R: 0 E: 0 K: 0 S: 7	H: 1 LOB: 1 BB: 0 P: 12	R: 5 E: 1 K: 0 S: 14	H: 5 LOB: 1 BB: 1 P: 24	R: 0 E: 0 K: 0 S: 12	H: 1 LOB: 1 BB: 0 P: 16	R: 3 E: 0 K: 0 S: 22	H: 4 LOB: 3 BB: 2 P: 37	R: 2 E: 0 K: 0 S: 17	H: 3 LOB: 1 BB: 0 P: 29	R: 0 E: 0 K: 0 S: 6	H: 0 LOB: 0 BB: 0 P: 11

	AB	R	H	RBI	BB	SO	LOB
	41	10	16	9	3	2	19

1B: 9	SF: 0	WP: 0	PA: 46
2B: 7	SAC: 2	PB: 0	
3B: 0	DP: 0	SB: 1	
HR: 0	HBP: 0	CS: 0	

PITCHER		IP	WLS	BF	H	R	ER	SO	BB	IBB	HBP	BLK	WP	HR	S	P	ERA	WHIP
57 Zach Duke, L	(1, 1)	6.0	L	28	9	5	5	2	1	0	0	0	0	0	66	98	7.50	1.667
ERA: 4.06																		
56 Donnie Veal, L	(7, 1)	0.1		5	3	3	3	0	1	0	0	0	0	0	13	22	81.00	12.000
ERA: 6.39																		
34 Chris Bootcheck, R	(7, 1)	0.2		4	1	0	0	0	1	0	0	0	0	0	9	15	0.00	3.000
ERA: 11.37																		
17 Eric Hacker, R	(8, 1)	1.0		6	3	2	2	0	0	0	0	0	0	0	17	29	18.00	3.000
ERA: 18.0																		
50 Virgil Vasquez, R	(9, 1)	1.0		3	0	0	0	0	0	0	0	0	0	0	6	11	0.00	0.000
ERA: 6.0																		

PITCHER		IP	WLS	BF	H	R	ER	SO	BB	IBB	HBP	BLK	WP	HR	S	P	ERA	WHIP

Batter	1	2	3	4	5	6	7	8	9	AB	R	H	RBI	BB	SO	LOB
22 Andrew McCutchen, R (1, 8) OBP: 0.353, SLG: 0.466 36 Luis Alfonso Cruz, R (9, 4) OBP: 0.250, SLG: 0.179	B FF 91 B CH 84 X FF 91 2-0 HR		C FF 92 B FF 93 X CH 83 1-1 24 G3-6-1 1B		C FF 91 S SI 93 B SL 87 B SL 86 B FF 93 S SI 93 3-3 ① K	C FF 90 X CH 85 0-1 ③ G5-3		B FF 94 B SL 85 C FF 94 D SL 85 B FF 94 4-1 1-2 2-3 3-H BB		4 1 2 2 1 1 2 0 0 0 0 0 0 0					
24 Delwyn Young, S (1, 4) OBP: 0.325, SLG: 0.377 10 Brian Bixler, R (8, 4) OBP: 0.256, SLG: 0.351 (9, 8)	C FF 93 S FF 93 B SL 87 F FF 93 B CH 86 X SL 87 2-2 ① G6-3		C SI 90 F SL 83 B FF 92 1 SAFE X CH 83 1-2 ① ② G3-6-1 1-2f		B SI 95 B CH 83 B SI 91 C FF 90 X SI 91 3-1 ② F7		B FF 89 S FF 90 F FF 90 F FF 91 B FF 91 F FF 91 F SL 80 F FF 91 B FF 91 3-2 ① F FF 92 X FF 90 G6-3	B FF 94 S SI 93 S SI 93 D SL 86 S SI 93 2-3 ③ K		4 0 0 0 0 0 1 1 0 0 0 0 1 3				
46 Garrett Jones, L (1, 3) OBP: 0.373, SLG: 0.599	B SI 92 C FF 94 B CH 83 F SI 93 X FC 86 2-2 1B		X CH 84 0-0 2B		C SI 95 F SI 93 F FF 95 X CH 86 0-2 41 2B 1B		B FF 91 S SL 82 C FF 91 B FF 90 X SL 82 2-2 ② F7		C SI 92 B SI 94 F SI 93 F SL 83 F SL 84 S FC 94 1-3 ① K	5 0 3 0 0 1 0						
41 Ryan Doumit, S (1, 2) OBP: 0.286, SLG: 0.407 35 Jason Jaramillo, S (9, 2) OBP: 0.319, SLG: 0.373	C SI 92 B SI 91 B SL 81 S CH 83 X FF 91 2-2 ② P5		F SL 86 F SI 94 B FF 92 B FF 93 F CH 84 D SL 87 F SL 87 F SI 94 X CH 85 3-2 ③ P5		S CH 82 B SI 92 X SI 93 1-1 ③ 1-H 2B		C SL 80 B FF 90 S SL 80 S SL 80 1-3 ③ K2-3		C SI 93 B SL 84 X SI 93 1-1 44 G5-3 1B	4 0 1 0 0 1 2 1 0 1 0 0 0 0						
44 Brandon Moss, L (1, 9) OBP: 0.304, SLG: 0.381	1 SAFE F SL 84 C FF 92 B FF 92 X FF 93 1-2 ③ P6			F FF 91 F FF 92 X FF 93 0-2 ① F7		C SL 73 B SL 73 F SI 82 F FF 82 B SC 65 X SC 66 2-2 ① G3-1		B FF 93 C FF 91 B CH 88 B SI 93 C FF 92 B SI 93 4-2 18 F9 85 1B 22 BB BB	C SI 92 F FF 94 B FF 94 B SL 84 F FF 94 F FF 94 X SL 83 2-2 ② 1-2 G5-3	4 1 0 0 1 0 2						
85 Lastings Milledge, R (1, 7) OBP: 0.341, SLG: 0.379		B FF 91 F SL 86 B SI 92 B SL 84 F FF 93 X FF 93 3-2 ① F8		B SL 84 F FF 93 F SL 84 B FF 94 F FF 94 X CH 86 2-2 5 2B 1B		B SC 71 C SI 83 S FF 83 X SC 67 1-2 18 1B 23 2B 2B		B SI 92 C SI 92 X SI 92 1-1 22 BB 51 BB 1-2 1B	C FF 92 B SL 83 F SI 92 B FF 94 X SL 83 2-2 ③ G6-3	5 2 3 0 0 0 1						
18 Neil Walker, S (1, 5) OBP: 0.242, SLG: 0.167		C FF 93 X FF 93 0-1 ② F8	C FF 93 F FF 92 F SL 84 B FF 93 1 SAFE B FF 93 F SL 87 1 SAFE F FF 93 2-3 ② F SI 92 S CH 83 K		B FF 81 F SL 73 B FF 81 S SC 65 B FF 82 X SC 66 3-2 23 2B 2-3 1B			X CH 86 0-0 ① F9 2-3		4 0 1 0 0 1 3						
5 Ronny Cedeno, R (1, 6) OBP: 0.259, SLG: 0.341		F FF 94 B SL 87 X SI 93 1-1 1B	B SL 84 C FF 91 F SI 92 B FF 92 B FF 92 F SL 83 F FF 94 X SL 84 3-2 1-H 2B		F FF 89 S CH 83 F FF 90 S CH 84 0-3 ② K			C FF 92 F FF 94 T FF 93 0-2 ② K		4 0 2 1 0 2 4						
57 Zach Duke, L (1, 1) OBP: 0.271, SLG: 0.259 23 Robinzon Diaz, R (6, PH) OBP: 0.315, SLG: 0.376 56 Donnie Veal, L (7, 1) 34 Chris Bootcheck, R (7, 1) 17 Eric Hacker, S (8, 1) 51 Steve Pearce, R (8, PH) OBP: 0.300, SLG: 0.367 50 Virgil Vasquez, R (9, 1)		C FF 90 S CH 83 F FF 92 D SL 85 X CH 84 1-2 ③ P6	X FF 91 0-0 ③ G5-3			B CH 83 X CH 84 1-0 1-3 3-H 2B		B SL 83 B FF 94 B SL 84 B FF 94 4-0 1-2 22 BB BB		2 0 0 0 0 0 2 1 0 1 1 0 0 0 0 0 0 0 0 0 0 0 0 0 0 0 0 0 0 0 0 0 0 0 0 0 0 0 0 1 0 0 0 0 0 0 0 0 0						
Inning Stats	R: 1 E: 0 K: 0 S: 14 H: 2 LOB: 1 BB: 0 P: 23	R: 0 E: 0 K: 0 S: 11 H: 1 LOB: 1 BB: 0 P: 16	R: 0 E: 0 K: 0 S: 12 H: 2 LOB: 1 BB: 0 P: 17	R: 1 E: 0 K: 1 S: 20 H: 2 LOB: 1 BB: 0 P: 27	R: 0 E: 0 K: 1 S: 11 H: 2 LOB: 2 BB: 0 P: 18	R: 1 E: 0 K: 1 S: 17 H: 3 LOB: 2 BB: 0 P: 24	R: 0 E: 0 K: 1 S: 14 H: 0 LOB: 0 BB: 0 P: 20	R: 1 E: 0 K: 2 S: 12 H: 1 LOB: 3 BB: 3 P: 27	R: 0 E: 0 K: 1 S: 15 H: 1 LOB: 1 BB: 0 P: 21	1B: 8 2B: 5 3B: 0 HR: 1 SF: 0 SAC: 0 DP: 1 HBP: 0						

PITCHER		IP	WLS	BF	H	R	ER	SO	BB	IBB	HBP	BLK	WP	HR	S	P	ERA	WHIP
47 Johnny Cueto, R ERA: 4.39	(1, 1)	5.0	W	22	9	2	2	2	0	0	0	0	0	1	68	101	3.60	1.800
52 Daniel Herrera, L ERA: 3.0	(6, 1)	0.1	H	3	2	1	1	0	0	0	0	0	0	0	10	16	27.00	6.000
58 Ramon Ramirez, R ERA: 4.7	(6, 1)	0.2	H	3	1	0	0	1	0	0	0	0	0	0	7	8	0.00	1.500
53 Arthur Rhodes, L ERA: 2.53	(7, 1)	1.0		3	0	0	0	1	0	0	0	0	0	0	14	20	0.00	0.000
50 Pedro Viola, L ERA: 4.15	(8, 1)	0.2		4	1	1	1	1	1	0	0	0	0	0	8	13	13.50	3.000

PITCHER		IP	WLS	BF	H	R	ER	SO	BB	IBB	HBP	BLK	WP	HR	S	P	ERA	WHIP
46 Carlos Fisher, R ERA: 4.17	(8, 1)	1.1		7	1	0	0	2	2	0	0	0	0	0	19	35	0.00	2.250

BOTTOM

Cincinnati Reds @ Pittsburgh Pirates

PNC Park, Pittsburgh, PA

Tue Sep 22 2009, 7:05 PM EDT

Att. 16,492 - Cloudy - 74 F

livebaseballscorecards.com

AB	39
R	4
H	14
RBI	4
BB	3
SO	7
LOB	20

Cincinnati Reds @ Pittsburgh Pirates

PNC Park, Pittsburgh, PA

Wed Sep 23 2009, 7:05 PM EDT

Att. 15,980 - Partly Cloudy - 75 F

livebaseballscorecards.com

Batter	1	2	3	4	5	6	7	8	9	AB	R	H	RBI	BB	SO	LOB
6 Drew Stubbs, R (1, 8) OBP: 0.316, SLG: 0.469	C SI 93 X SI 93 0-1 G6-3		C CU 78 B FF 91 X CU 77 1-1 7 S 19 2B 1B		C SI 88 B SI 90 B FF 85 B SI 86 C SI 89 X SI 91 3-2 19 2B 27 1B 1B	C SI 90 B SL 78 F SL 79 C SI 89 1-3 K		X FF 94 0-0 P4	X FF 88 0-0 FC4-6 7 FC5-4 1-2f 2-3	6	2	2	0	0	1	2
7 Paul Janish, R (1, 6) OBP: 0.299, SLG: 0.313	B SI 93 F SI 93 B FF 91 B FF 93 4-1 19 1B 4 G5-3 BB		B SI 90 1 SAFE 1 SAFE B SI 87 B SI 92 C FF 92 F FF 92 B CU 77 4-2 19 2B 4 1B 1-3 BB		C FF 90 1 SAFE F SI 90 D CU 79 P PO 84 F SI 88 1 SAFE 1 SAFE 1 SAFE 2-2 1 SAFE X L6	B SI 91 X SI 90 1-0 G6-3		B FF 94 B FF 95 F FF 94 F FF 92 F FF 94 B FF 94 F FF 94 X FF 95 3-2 P6	D CU 74 B CU 72 F FF 90 B FF 89 X FF 89 3-1 FC5-4 1-2f	4	2	0	0	2	0	3
19 Joey Votto, L (1, 3) OBP: 0.408, SLG: 0.543	B SI 89 X FF 94 1-0 4 G5-3 1-3 1B		B SI 90 C SI 89 F CU 78 X FF 90 1-2 4 1B 27 SF8-5-6 1-3 3-H 2B		X SI 84 0-0 27 1B 32 1B 1-3 2B		X SI 88 0-0 27 1B 37 BB 1B	C CU 82 S SI 95 B SI 94 S SI 94 1-3 K		5	3	4	1	0	1	0
4 Brandon Phillips, R (1, 4) OBP: 0.334, SLG: 0.456 15 Drew Sutton, S (9, PR) OBP: 0.281, SLG: 0.345 (9, 4)	F CU 80 B SI 92 B CU 78 1 SAFE 1 SAFE B CU 77 X SI 92 3-1 G5-3 1-2 3-H		X CU 80 0-0 27 SF8-5-6 2-3 3-H 1B		B FF 92 F SI 88 B CU 77 S SI 91 B FF 91 F SI 90 D SI 91 4-2 27 1B 32 1B BB		X SI 90 0-0 L5		C FF 91 B SL 88 F FF 90 B FF 91 F FF 90 H FF 90 3-2 23 1B 17 FC3 HBP	3 0	1 1	1 0	2 0	1 0	0 0	2 0
27 Scott Rolen, R (1, 5) OBP: 0.367, SLG: 0.452 23 Adam Rosales, R (8, 5) OBP: 0.295, SLG: 0.311	B FF 92 F FF 91 D CU 77 B SI 91 F SI 91 F FF 91 X SI 89 3-2 P3		X FF 92 0-0 SF8-5-6 1-2 3-H		B CU 77 X SI 90 1-0 32 1B 17 G5-3 1-2 2-3 3-H 1B		C SL 77 X SL 78 0-1 37 BB 32 BB 1-3 1B		C FF 87 X SL 85 0-1 17 E 17 FC3 37 1B 1-3 1B	3 1	1 1	2 1	2 0	0 0	0 0	1 0
32 Jay Bruce, L (1, 9) OBP: 0.289, SLG: 0.434		B SI 88 X SI 84 1-0 F8	B SI 84 B FF 91 X SI 87 2-0 37 WP 1B		C SL 79 B SL 81 X SL 80 1-1 17 G5-3 1-3 2-H 3-H 1B		C SI 89 B SL 80 F FF 88 B SL 79 B SL 80 B SI 90 4-2 37 BB 1-2 BB		F FF 89 B FF 88 X FF 90 1-1 P6	4	0	2	2	1	0	2
17 Laynce Nix, L (1, 7) OBP: 0.288, SLG: 0.460		B FF 92 F FF 93 X FF 92 1-1 F8	B SI 90 F FF 90 X SI 89 1-1 F7	X SI 90 0-0 G5-3 1-2 3-H	X SI 90 0-0 1-2	X FF 90 0-0 F6		B SL 84 F SL 85 F SL 86 X SL 87 1-2 FC3 37 1B 64 1B 1-3 3-H	5	1	0	2	0	0	6
37 Corky Miller, R (1, 2) OBP: 0.280, SLG: 0.253		C FF 92 X FF 93 0-1 L7	1 SAFE B CU 78 B SI 91 B SI 89 C FF 91 X SI 91 3-1 F7 1-2	X SI 90 0-0 P6		B FF 95 B FF 95 B FF 95 B FF 96 4-0 1-2 2-3 3-H BB		C FF 90 F FF 90 B FF 90 X SL 86 1-2 6 FC4-6 64 1B 1-2 3-H 1B	4	0	1	2	1	0	2
34 Homer Bailey, R (1, 1) OBP: 0.061, SLG: 0.061 60 Kevin Barker, L (7, PH) OBP: 0.345, SLG: 0.385 51 Jared Burton, R (7, 1) 50 Pedro Viola, R (8, 1) 64 Juan Francisco, L (9, PH) OBP: 0.500, SLG: 0.857 58 Ramon Ramirez, R (9, 1)			C FF 89 F FF 92 B FF 92 B CU 77 S FF 91 2-3 K	D CU 78 B FF 90 S SI 86 S FF 90 S FF 89 2-3 K		B SI 90 X SI 89 1-0 G4-3	B FF 95 C FF 96 S FF 95 F FF 94 B FF 94 C FF 95 2-3 K		C CU 72 F SL 86 F FF 90 X CU 70 0-2 6 FC4-6 1-2 2-H 1B	3 1 0 0 1 0	0 0 0 0 0 0	0 0 0 0 1 0	0 0 0 0 0 0	2 1 0 0 0 0	1 3 0 0 0 0	
Inning Stats	R: 1 E: 0 K: 0 S: 10 H: 1 LOB: 1 BB: 1 P: 21	R: 0 E: 0 K: 0 S: 5 H: 0 LOB: 0 BB: 0 P: 7	R: 3 E: 0 K: 1 S: 13 H: 3 LOB: 0 BB: 1 P: 21	R: 0 E: 0 K: 1 S: 8 H: 1 LOB: 1 BB: 0 P: 16	R: 4 E: 0 K: 0 S: 17 H: 4 LOB: 1 BB: 1 P: 27	R: 0 E: 0 K: 1 S: 5 H: 0 LOB: 0 BB: 0 P: 8	R: 1 E: 0 K: 1 S: 11 H: 2 LOB: 3 BB: 2 P: 21	R: 0 E: 0 K: 1 S: 9 H: 0 LOB: 0 BB: 0 P: 13	R: 3 E: 1 K: 0 S: 20 H: 3 LOB: 2 BB: 0 P: 29	1B: 12 2B: 3 3B: 0 HR: 0 SF: 1 SAC: 0 DP: 1 HBP: 1				WP: 1 PB: 0 SB: 2 CS: 0		PA: 47

PITCHER		IP	WLS	BF	H	R	ER	SO	BB	IBB	HBP	BLK	WP	HR	S	P	ERA	WHIP
25 Kevin Hart, R ERA: 5.38	(1, 1)	4.1	L	23	8	8	8	2	3	0	0	0	1	0	49	87	16.61	2.538
32 Phil Dumatrait, L ERA: 8.1	(5, 1)	2.1		11	3	1	1	1	1	0	0	0	0	0	16	24	3.86	1.714
54 Denny Bautista, R ERA: 4.38	(7, 1)	1.1		5	0	0	0	2	1	0	0	0	0	0	13	23	0.00	0.750
50 Virgil Vasquez, R ERA: 6.3	(9, 1)	1.0		8	3	3	2	0	0	0	1	0	0	0	20	29	18.00	3.000

PITCHER	IP	WLS	BF	H	R	ER	SO	BB	IBB	HBP	BLK	WP	HR	S	P	ERA	WHIP

TOP

AB	40
R	12
H	14
RBI	12
BB	5
SO	5
LOB	22

Batter	1	2	3	4	5	6	7	8	9	AB	R	H	RBI	BB	SO	LOB
22 Andrew McCutchen, R (1, 8) OBP: 0.354, SLG: 0.472	C FF 91 B FF 92 C FF 92 F FF 92 X KC 75 1-2 ① F7		B FF 93 D SL 86 F FF 93 X FF 93 2-1 1-3 2B		C FF 93 X FF 94 0-1 85 G6-3 46 SF7 2B		C FC 91 X CH 87 0-1 ③ G6-3			4	1	2	0	0	0	0
85 Lastings Milledge, R (1, 7) OBP: 0.335, SLG: 0.372	B FF 92 C KC 74 B SI 93 B FF 92 C FF 92 X FF 93 3-2 ② G4-3		B FF 92 X SI 91 1-0 ③ G6-3		S FF 94 F FF 95 B FF 93 B FF 93 X FF 94 2-2 ① G6-3 2-3			B FF 90 C FF 90 T FF 90 B CH 88 F FF 92 S FF 90 2-3 ① K		4	0	0	0	0	1	3
46 Garrett Jones, L (1, 3) OBP: 0.371, SLG: 0.594	B FF 91 X KC 74 1-0 ③ P6			C SI 90 S CH 84 B FF 92 B CH 85 B KC 75 F KC 75 B FF 91 4-2 41 1B 44 SF7 BB	X SI 94 0-0 ② SF7 3-H			F FF 93 B SI 94 X SI 94 1-1 ② P5		2	1	0	1	1	0	0
41 Ryan Doumit, S (1, 2) OBP: 0.289, SLG: 0.409		C KC 71 B CH 85 S FF 90 B FF 92 B FF 92 X KC 72 3-2 ① G4-3		B FF 92 L FF 90 X KC 74 1-1 18 1B 5 WP 1-3 1B	C FF 95 F SL 86 B CH 86 X CH 87 1-2 ③ G3			X SI 93 0-0 1B		4	0	2	0	0	0	0
44 Brandon Moss, L (1, 9) OBP: 0.301, SLG: 0.378		C FF 90 B SI 91 B FF 91 F FF 91 X FF 93 2-2 ② G3		B KC 72 B FF 92 C FF 90 X FF 92 2-1 ① SF7 3-H		B FF 91 F SI 92 X SI 94 1-1 ① F8		B FF 92 B FF 92 F FF 92 F FF 93 X FF 94 2-2 ③ F8		3	0	0	1	0	0	1
5 Ronny Cedeno, R (1, 6) OBP: 0.256, SLG: 0.337	B FF 91 C FF 92 X SL 84 1-1 ③ G1-3			1 SAFE 1 SAFE C SL 84 D FF 92 S SL 84 X SL 85 1-2 ② P3 1-2		X FF 94 0-0 ② G1-3			C FF 90 F FF 90 F FF 91 S CH 85 0-3 ① K	4	0	0	0	0	1	1
18 Neil Walker, S (1, 5) 54 Denny Bautista, R (7, 1) 50 Virgil Vasquez, R (9, 1) 23 Robinzon Diaz, R (9, PH) OBP: 0.312, SLG: 0.373			B SI 91 F FF 92 C FF 92 B FF 92 B KC 73 B FF 91 4-2 25 FC3-6 BB	C FF 93 F FF 92 F FF 91 F FF 92 X FF 94 0-2 36 BB 2-3 1B		B FF 95 F FF 94 C FF 94 X FF 95 1-2 ③ F8			B FF 91 X FF 90 1-0 ② F9	2 0 0 1	0 0 0 0	1 0 0 0	0 0 0 0	1 0 0 0	0 0 0 0	0 0 0 0
36 Luis Alfonso Cruz, R (1, 4) OBP: 0.250, SLG: 0.167			B FF 92 C FF 91 X SL 84 1-1 ① F8	B SL 84 B FF 90 B FF 91 B FF 91 4-0 25 FC4-6 1-2 BB			C FC 90 S FF 91 F FC 89 F CH 86 S FC 92 0-3 ① K		F FF 91 F FF 91 F CH 84 B FF 91 F CH 84 B FF 90 F FF 91 F FF 90 X CH 84 2-2 ③ G5-3	3	0	0	0	1	1	1
25 Kevin Hart, R (1, 1) 32 Phil Dumatrait, R (5, 1) 15 Andy LaRoche, R (7, 5) OBP: 0.326, SLG: 0.368			C FF 90 L CH 90 X KC 74 0-2 FC3-6 22 2B 1-2f	C FF 91 B FF 93 X SI 92 1-1 ③ FC4-6 1-2f			B SI 90 X FF 91 1-0 ② G6-3			2 0 1	0 0 0	0 0 0	0 0 0	0 0 0	0 0 0	4 0 0
Inning Stats	R: 0 E: 0 K: 0 S: 8 H: 0 LOB: 0 BB: 0 P: 13	R: 0 E: 0 K: 0 S: 8 H: 0 LOB: 0 BB: 0 P: 14	R: 0 E: 0 K: 0 S: 10 H: 1 LOB: 2 BB: 1 P: 18	R: 1 E: 0 K: 0 S: 17 H: 2 LOB: 3 BB: 2 P: 30	R: 1 E: 0 K: 0 S: 9 H: 1 LOB: 0 BB: 0 P: 12	R: 0 E: 0 K: 0 S: 6 H: 0 LOB: 0 BB: 0 P: 8	R: 0 E: 0 K: 1 S: 8 H: 0 LOB: 0 BB: 0 P: 9	R: 0 E: 0 K: 1 S: 10 H: 1 LOB: 1 BB: 0 P: 15	R: 0 E: 0 K: 1 S: 12 H: 0 LOB: 0 BB: 0 P: 15	1B: 3 2B: 2 3B: 0 HR: 0	SF: 2 SAC: 0 DP: 0 HBP: 0	WP: 1 PB: 0 SB: 0 CS: 0	PA: 35				

PITCHER	IP	WLS	BF	H	R	ER	SO	BB	IBB	HBP	BLK	WP	HR	S	P	ERA	WHIP
34 Homer Bailey, R (1, 1) ERA: 5.02	6.0	W	25	4	2	2	0	3	0	0	0	1	0	58	95	3.00	1.167
51 Jared Burton, R (7, 1) ERA: 4.86	1.1		4	0	0	0	2	0	0	0	0	0	0	12	15	0.00	0.000
50 Pedro Viola, L (8, 1) ERA: 3.6	0.2		3	1	0	0	0	0	0	0	0	0	0	6	9	0.00	1.500
58 Ramon Ramirez, R (9, 1) ERA: 4.15	1.0		3	0	0	0	1	0	0	0	0	0	0	12	15	0.00	0.000

PITCHER	IP	WLS	BF	H	R	ER	SO	BB	IBB	HBP	BLK	WP	HR	S	P	ERA	WHIP

BOTTOM

Cincinnati Reds @ Pittsburgh Pirates

PNC Park, Pittsburgh, PA

Wed Sep 23 2009, 7:05 PM EDT

Att. 15,980 - Partly Cloudy - 75 F

livebaseballscorecards.com

AB	30
R	2
H	5
RBI	2
BB	3
SO	3
LOB	10

Batter	1	2	3	4	5	6	7	8	9	AB	R	H	RBI	BB	SO	LOB
3 Willy Taveras, R (1, 8) OBP: 0.276, SLG: 0.286	C FF 90 F FF 93 F FF 92 F FF 94 B CU 78 F CU 77 S FF 94 1-3 K		X FF 94 0-0 15 2B 19 2B 1-2 1B		C CU 78 B CU 76 F CU 76 B FF 93 X CU 78 2-2 G4-3			X SI 89 0-0 1B		4	1	2	0	0	1	0
15 Drew Sutton, S (1, 6) OBP: 0.294, SLG: 0.361 7 Paul Janish, R (8, 6) OBP: 0.299, SLG: 0.313	B FF 92 B FF 91 B FF 93 B FF 92 4-0 19 F9-3 BB		C CU 77 S CU 77 D CU 78 D CU 78 X FF 94 2-2 19 2B 1-3 2-H 2B		B FF 90 B CH 82 X FF 88 2-0 F7			S SI 89 S SI 88 1 SAFE S CH 83 0-3 K		3 0	1 0	1 0	1 0	0 0	1 0	1 0
19 Joey Votto, L (1, 3) OBP: 0.406, SLG: 0.542	1 SAFE B CH 80 X FF 91 1-0 F9-3 1-1		B CH 81 C FF 89 X CU 79 1-1 4 1B 2-H 3-H 2B			S FF 92 F CH 82 B FF 94 B FF 88 F FF 92 S FF 93 2-3 K		1 SAFE S SI 89 1 SAFE B CH 82 B CH 82 X FF 90 2-1 G4-3		4	1	1	2	0	1	2
4 Brandon Phillips, R (1, 4) OBP: 0.335, SLG: 0.456		X FF 90 0-0 27 G5-4-3 1B	F FF 94 B FF 94 2 SAFE B CU 78 X CU 77 2-1 2-H 1B			F SI 90 B CH 80 F FF 91 X FF 94 1-2 G3-1			F FF 90 F CH 82 X SL 82 0-2 F9	4	0	2	1	0	0	0
27 Scott Rolen, R (1, 5) OBP: 0.365, SLG: 0.448		1 SAFE B FF 88 F FF 89 1 SAFE B CH 79 1 SAFE F FF 92 1 SAFE X CU 78 2-2 G5-4-3 1-2f	C CU 77 1 SAFE F SI 87 B FF 92 F CH 80 F FF 89 1 SAFE F CU 78 F CU 76 1-2 F FF 85 X CU 79 F9			F CH 81 B FF 93 B CU 78 F SI 89 B FF 93 X FF 91 3-2 G6-3			B SI 89 F FF 89 B CH 82 C FF 90 S CH 83 2-3 K	4	0	0	0	0	1	2
31 Jonny Gomes, R (1, 9) OBP: 0.338, SLG: 0.537 32 Jay Bruce, L (8, 9) OBP: 0.288, SLG: 0.433		B CU 76 C FF 94 X CU 77 1-1 F9	B CU 76 F FF 93 S CH 79 S CH 79 1-3 K				X CH 80 0-0 P4		B CH 83 C FF 90 B CH 83 X FF 91 2-1 G6-3	3 1	0 0	0 0	0 0	0 0	1 0	0 0
25 Wladimir Balentien, R (1, 7) OBP: 0.309, SLG: 0.381			B CH 77 X CH 80 1-0 F9	C FF 94 S FF 94 B FF 94 F CH 82 B FF 94 X FF 94 2-2 G1-3			C CH 81 F CU 77 X FF 95 0-2 29 G4-6-3 1B			3	0	1	0	0	0	0
29 Ryan Hanigan, R (1, 2) OBP: 0.360, SLG: 0.336			B FF 90 B CH 82 B FF 90 B FF 92 4-0 61 FC5-6 BB	F CH 82 B FF 90 B CU 79 F CH 82 B FF 94 X SI 90 3-2 P3			X SI 89 0-0 G4-6-3 1-2f			2	0	0	0	1	0	1
61 Bronson Arroyo, R (1, 1) OBP: 0.103, SLG: 0.155 64 Juan Francisco, L (8, PH) OBP: 0.444, SLG: 0.750 40 Nick Masset, R (8, 1) 48 Francisco Cordero, R (9, 1)			B FF 89 L FF 91 F FF 92 F CU 77 X FF 93 1-2 FC5-6 3 1B 15 2B 1-2f		C FF 89 C FF 92 X CU 76 0-2 G6-3			F FF 90 B CH 83 B CH 82 F SI 89 S CH 83 2-3 K		2 1 0 0	1 0 0 0	0 0 0 0	0 0 0 0	0 1 0 0	0 0 0 0	1 0 0 0
Inning Stats	R: 0 E: 0 K: 1 S: 7 H: 0 LOB: 0 BB: 1 P: 13	R: 0 E: 0 K: 0 S: 6 H: 1 LOB: 0 BB: 0 P: 9	R: 4 E: 0 K: 0 S: 21 H: 4 LOB: 1 BB: 1 P: 33	R: 0 E: 0 K: 1 S: 10 H: 0 LOB: 0 BB: 0 P: 16	R: 0 E: 0 K: 0 S: 7 H: 0 LOB: 0 BB: 0 P: 11	R: 0 E: 0 K: 1 S: 10 H: 0 LOB: 0 BB: 0 P: 16	R: 0 E: 0 K: 0 S: 5 H: 1 LOB: 0 BB: 0 P: 5	R: 0 E: 0 K: 2 S: 9 H: 1 LOB: 1 BB: 0 P: 13	R: 0 E: 0 K: 1 S: 8 H: 0 LOB: 0 BB: 0 P: 12	1B: 5 2B: 3 3B: 0 HR: 0	SF: 0 SAC: 0 DP: 3 HBP: 0	WP: 0 PB: 0 SB: 0 CS: 0	PA: 33			

PITCHER	IP	WLS	BF	H	R	ER	SO	BB	IBB	HBP	BLK	WP	HR	S	P	ERA	WHIP
37 Charlie Morton, R (1, 1) ERA: 5.01	7.0	L	26	6	4	4	3	2	0	0	0	0	0	66	103	5.14	1.143
58 Steven Jackson, R (8, 1) ERA: 3.18	2.0		7	1	0	0	3	0	0	0	0	0	0	17	25	0.00	0.500

PITCHER	IP	WLS	BF	H	R	ER	SO	BB	IBB	HBP	BLK	WP	HR	S	P	ERA	WHIP

TOP

Cincinnati Reds @ Pittsburgh Pirates

PNC Park, Pittsburgh, PA

Thu Sep 24 2009, 12:35 PM EDT

Att. 15,892 - Cloudy - 72 F

livebaseballscorecards.com

AB	31
R	4
H	7
RBI	4
BB	2
SO	6
LOB	7

REDS

Cincinnati Reds @ Pittsburgh Pirates

PNC Park, Pittsburgh, PA

Thu Sep 24 2009, 12:35 PM EDT

Att. 15,892 - Cloudy - 72 F

livebaseballscorecards.com

BOTTOM

Batter	1	2	3	4	5	6	7	8	9	AB	R	H	RBI	BB	SO	LOB
22 Andrew McCutchen, R (1, 8) OBP: 0.353, SLG: 0.468	B CH 73 F CH 75 S CU 67 B SI 85 F SI 89 F SL 74 F CU 66 B SL 74 F CU 68 4-2 B CU 69 24 G4-6-3 BB		S SI 88 X CU 66 0-1 ③ F7			C SI 89 C FF 88 B SL 76 F SL 76 B FF 90 X FF 90 2-2 ① F9		C FF 95 C SL 83 B FC 90 F FC 90 S FF 95 1-3 ② K		3	0	0	0	1	1	1
24 Delwyn Young, S (1, 4) OBP: 0.321, SLG: 0.372	X SI 85 0-0 ① ② G4-6-3 1-2f			C CU 68 X CH 81 0-1 ① F7		C CH 80 X SI 89 0-1 ② G6-3		C FS 88 F FF 95 X SL 85 0-2 ③ G3-1		4	0	0	0	0	0	1
46 Garrett Jones, L (1, 3) OBP: 0.373, SLG: 0.591	B CU 68 C CU 68 C CH 82 F SI 89 B SI 89 S CU 72 2-3 ③ K			B SI 89 B CH 82 C CU 68 X CH 82 2-1 1B		C CU 67 F SL 72 F FF 90 F SI 87 F SL 76 S FF 90 0-3 ③ K			C FF 91 B CH 84 F SL 86 B FF 94 B SL 88 F FF 94 B FF 94 4-2 85 G1-6-3 BB	3	0	1	0	1	2	0
85 Lastings Milledge, R (1, 7) OBP: 0.333, SLG: 0.384		C FF 89 X SI 88 0-1 ① G1-3		B CU 68 1 SAFE S CH 80 B CH 82 S CU 70 S CU 68 2-3 ② K			B FF 89 X SI 88 1-0 HR		B FF 94 B FF 94 C FF 93 F FF 94 X FF 94 2-2 ① ② G1-6-3 1-2f	4	1	1	1	0	1	2
44 Brandon Moss, L (1, 9) OBP: 0.300, SLG: 0.377		C CU 67 B SI 88 F CH 81 B SI 86 X CH 80 2-2 ② F8		C SI 88 F SI 88 X CH 83 0-2 ③ G1-3			C CU 68 S CH 82 B SI 90 X CH 82 1-2 ① G4-3		C FF 94 S SL 87 B SL 88 B FF 94 X SL 87 2-2 41 1B	4	0	1	0	0	0	1
15 Andy LaRoche, R (1, 5) OBP: 0.326, SLG: 0.370 58 Steven Jackson, R (8, 1) 41 Ryan Doumit, S (9, PH) OBP: 0.291, SLG: 0.411		B CH 78 C CH 76 C FF 90 X FF 90 1-2 ③ P3			C CH 75 X SI 88 0-1 36 G1-3 2B		B CH 76 B CU 69 C CU 70 F CH 82 F SI 89 X CH 83 2-2 ② G6-3		C FF 94 C FF 95 X FF 96 0-2 1-2 1B	3 0 1	0 0 0	1 0 1	0 0 0	0 0 0	0 0 0	0 0 0
35 Jason Jaramillo, S (1, 2) OBP: 0.318, SLG: 0.371			C CH 79 B SI 88 B CU 70 C CU 68 F FF 83 F CH 76 F SI 84 F FF 90 F CH 82 2-2 ① X CU 71 P2		F CU 68 C CU 70 B SI 84 B SI 89 F FF 83 F SL 75 B SL 76 X CH 78 3-2 ① P4		F SI 85 X FF 90 0-1 1B		B FF 95 F FF 95 B FF 94 C SL 85 F FF 96 S FF 95 2-3 ③ K	4	0	1	0	0	1	3
36 Luis Alfonso Cruz, R (1, 6) OBP: 0.255, SLG: 0.178			B CH 74 C CH 74 C CU 71 X FF 90 1-2 37 SH3-4 1B		X CH 80 0-0 ② G1-3 2-3		B SL 72 X CU 70 1-0 ③ F8			3	0	1	0	0	0	2
37 Charlie Morton, R (1, 1) OBP: 0.148, SLG: 0.148 18 Neil Walker, S (8, 5) OBP: 0.270, SLG: 0.182			B SI 86 L SI 85 B SI 87 X SI 85 2-1 ② SH3-4 1-2		B SL 73 F CU 68 C SI 88 B SL 74 C SL 74 2-3 ③ K			F FF 94 S FS 88 S FS 89 0-3 ① K		1 1	0 0	0 0	0 0	0 0	1 1	1 0

	AB	31
	R	1
	H	7
	RBI	1
	BB	2
	SO	7
	LOB	11

Inning Stats	1	2	3	4	5	6	7	8	9
	R: 0 E: 0 K: 1 S: 11 H: 0 LOB: 0 BB: 1 P: 17	R: 0 E: 0 K: 0 S: 8 H: 0 LOB: 0 BB: 0 P: 11	R: 0 E: 0 K: 0 S: 15 H: 1 LOB: 1 BB: 0 P: 20	R: 0 E: 0 K: 1 S: 10 H: 1 LOB: 1 BB: 0 P: 14	R: 0 E: 0 K: 1 S: 11 H: 1 LOB: 1 BB: 0 P: 16	R: 0 E: 0 K: 1 S: 12 H: 0 LOB: 0 BB: 0 P: 14	R: 1 E: 0 K: 0 S: 11 H: 2 LOB: 1 BB: 0 P: 16	R: 0 E: 0 K: 2 S: 10 H: 0 LOB: 0 BB: 0 P: 11	R: 0 E: 0 K: 1 S: 16 H: 2 LOB: 2 BB: 1 P: 26

	1B: 5	SF: 0	WP: 0	PA: 34
	2B: 1	SAC: 1	PB: 0	
	3B: 0	DP: 2	SB: 0	
	HR: 1	HBP: 0	CS: 0	

PITCHER		IP	WLS	BF	H	R	ER	SO	BB	IBB	HBP	BLK	WP	HR	S	P	ERA	WHIP
61 Bronson Arroyo, R ERA: 3.95	(1, 1)	7.0	W	26	5	1	1	4	1	0	0	0	0	1	78	108	1.29	0.857
40 Nick Masset, R ERA: 2.52	(8, 1)	1.0	H	3	0	0	0	2	0	0	0	0	0	0	10	11	0.00	0.000
48 Francisco Cordero, R ERA: 2.19	(9, 1)	1.0	S	5	2	0	0	1	1	0	0	0	0	0	16	26	0.00	3.000

PITCHER	IP	WLS	BF	H	R	ER	SO	BB	IBB	HBP	BLK	WP	HR	S	P	ERA	WHIP

Cincinnati Reds @ Houston Astros

Minute Maid Park, Houston, TX

Fri Sep 25 2009, 7:05 PM CDT

Att. 37,710 - Cloudy - 79 F

livebaseballscorecards.com

Batter	1	2	3	4	5	6	7	8	9	AB	R	H	RBI	BB	SO	LOB
6 Drew Stubbs, R (1, 8) OBP: 0.317, SLG: 0.464	C SI 88 B CU 79 S CU 76 B SI 88 B CU 77 S CU 77 3-3 **K**	S FC 80 D FC 81 X FC 83 1-1 7 1B; 19 2B; 1B **1-2** **2-3** **3-H**		B CH 85 B CH 84 F FF 91 C FF 92 F KC 80 C FF 92 2-3 **K**		B SL 80 X SI 90 1-0 4 1B; 19 E; 25 1B; 1B	B FS 84 X SL 83 1-0 F9		B SL 84 B SI 92 B SI 91 C SI 91 S SI 92 S FF 92 3-3 **K**	6	2	2	1	0	3	2
51 Jared Burton, R (9, 1)										0	0	0	0	0	0	0
7 Paul Janish, R (1, 6) OBP: 0.306, SLG: 0.317	C SI 88 B SI 88 S FC 83 B SI 89 F CU 77 X FF 90 2-2 **F8**	C SI 90 F SI 89 B FF 85 F SI 90 B SI 90 X SI 90 2-2 19 2B; 1B **1-2** **2-3** **3-H**		B KC 79 B FF 92 B FF 92 B FF 92 4-0 **BB**		B SI 90 C SI 90 X SI 90 1-1 4 1B; 25 1B; 1B **1-2**	B SI 91 X SI 92 1-0 60 G4-6-3; 1B **1-2** **2-3**		X SI 91 0-0 **G4-3**	3	2	2	1	1	0	0
15 Drew Sutton, S (7, PH) OBP: 0.300, SLG: 0.365										2	0	1	0	0	0	0
	(7, 6)															
	(8, 4)															
19 Joey Votto, L (1, 3) OBP: 0.407, SLG: 0.551	F CU 75 B FF 87 S CH 81 B FF 88 F FC 83 F SI 89 X FC 84 2-2 **HR**	S CH 81 F FC 87 X FF 89 0-2 **2B** **1-H** **2-H** **3-H**		X SL 85 0-0 **G3-4-3**		B SI 90 B SI 90 X 2-0 **P6** **2-2**	B SI 92 X SI 92 1-0 **G4-6-3** **1-2f**			4	1	2	4	0	0	3
60 Kevin Barker, L (7, PH) OBP: 0.333, SLG: 0.370										1	0	0	0	0	0	3
	(7, 3)															
4 Brandon Phillips, R (1, 4) OBP: 0.334, SLG: 0.454	S FF 87 B FF 87 X SI 88 1-1 **G6-3**	F FF 87 B FF 87 X CU 80 1-1 **G5-3**			F FF 92 F FF 92 B FF 92 S SL 86 1-3 **K**	F SI 91 D SI 94 X SI 92 1-1 25 1B; 1B **1-2** **2-3**		B FF 89 F CH 82 F FF 90 F FF 89 X SL 83 1-2 **E5**; 32 BB		5	0	1	0	0	1	1
23 Adam Rosales, R (8, PR) OBP: 0.295, SLG: 0.311										0	0	0	0	0	0	0
	(8, 6)															
32 Jay Bruce, L (1, 9) OBP: 0.292, SLG: 0.446		F FF 87 F FF 89 B FF 88 C FF 86 1-3 **K**	F CU 78 B FF 87 B CH 80 F SI 88 F FF 88 X FC 83 2-2 25 G3; 64 1B; 2B		B FF 92 B SL 86 B FF 93 C FF 92 X FF 91 3-1 **HR**	S FS 85 B FS 86 B SI 93 S FS 85 S FS 86 2-3 **K**		B SL 83 B SL 85 B SL 83 B FF 89 1-2 **BB**		4	2	2	1	1	2	3
25 Wladimir Balentien, R (1, 7) OBP: 0.310, SLG: 0.381		C CU 78 F FC 84 B FC 83 X FC 83 1-2 29 G3-1; 64 1B; 6 1B; 1B	F FF 87 S SI 89 B FC 83 X FF 89 1-2 **G3** **2-3**		X KC 80 0-0 **G6-3**	B SL 85 X SI 92 1-0 **1-3** **2-H** **3-H** 1B		B FF 89 S SI 91 B FF 92 S SL 83 B FF 93 S SL 84 3-3 **K**		5	1	2	2	0	1	3
64 Juan Francisco, L (1, 5) OBP: 0.500, SLG: 0.692		C CU 79 B CH 80 X CH 79 1-1 6 1B; 29 G3-1; 7 1B; 1B **1-2**	F FF 86 B FF 88 S SI 88 B FF 89 B FC 83 X CH 80 3-2 29 G5-4-3; 1B **3-H**		B SL 84 S SL 85 B KC 80 B SL 86 X SL 84 3-1 29 1B; 1B	X FS 84 0-0 **G6-3**		C SL 85 X SL 83 0-1 **F8**		5	1	3	1	0	0	4
29 Ryan Hanigan, R (1, 2) OBP: 0.362, SLG: 0.336		C SI 89 B SI 87 S FC 84 B FF 89 B FC 84 X SI 90 3-2 **G3-1** **1-2** **2-3**	F FF 90 B FF 90 X FF 91 1-1 **G5-4-3** **1-2f**		B FF 91 B FF 90 F FF 91 C FF 91 B FF 92 X SL 87 3-2 **1-3** 1B		B FF 93 C SI 91 C SI 92 H SI 92 2-2 15 1B; 56 1B; HBP	B SL 84 B FF 92 X SI 91 2-0 **F9**		3	0	1	0	0	0	3
30 Craig Tatum, R (8, PH) OBP: 0.257, SLG: 0.227										1	0	0	0	0	0	2
	(8, 2)															
56 Matt Maloney, L (1, 1) OBP: 0.308, SLG: 0.250		S CU 80 F CU 79 D CU 80 B SI 89 B CU 80 F SI 89 B SI 89 4-2 7 1B; 6 1B; 19 2B; BB		C FF 90 F SL 83 C FF 92 0-3	C SL 84 S SL 86 D SL 86 X FF 93 1-2 **G4-3**		B SI 91 X SI 91 1-0 15 1B; 1B **1-2**		B FF 91 S SI 90 F SI 90 X SL 88 1-2 **G4-3**	3	1	1	0	1	1	2
50 Pedro Viola, R (8, 1)										0	0	0	0	0	0	0
58 Ramon Ramirez, R (8, 1)										0	0	0	0	0	0	0
3 Willy Taveras, R (9, PH) OBP: 0.275, SLG: 0.285										1	0	0	0	0	0	0
	(9, 8)															

Inning Stats	1	2	3	4	5	6	7	8	9
	R: 1 E: 0 K: 1 S: 14	R: 5 E: 0 K: 1 S: 25	R: 1 E: 0 K: 0 S: 12	R: 0 E: 0 K: 2 S: 8	R: 1 E: 0 K: 1 S: 14	R: 2 E: 1 K: 1 S: 11	R: 0 E: 0 K: 0 S: 6	R: 0 E: 1 K: 1 S: 10	R: 0 E: 0 K: 1 S: 7
	H: 1 LOB: 0 BB: 0 P: 22	H: 5 LOB: 1 BB: 1 P: 39	H: 2 LOB: 0 BB: 0 P: 19	H: 0 LOB: 1 BB: 1 P: 14	H: 3 LOB: 2 BB: 0 P: 25	H: 4 LOB: 2 BB: 0 P: 19	H: 2 LOB: 2 BB: 0 P: 12	H: 0 LOB: 2 BB: 1 P: 20	H: 0 LOB: 0 BB: 0 P: 11

1B: 13	SF: 0
2B: 2	SAC: 0
3B: 0	DP: 2
HR: 2	HBP: 1

WP: 0	PA: 47
PB: 0	
SB: 0	
CS: 0	

AB	43
R	10
H	17
RBI	10
BB	3
SO	8
LOB	26

PITCHER		IP	WLS	BF	H	R	ER	SO	BB	IBB	HBP	BLK	WP	HR	S	P	ERA	WHIP
38 Brian Moehler, R ERA: 5.21	(1, 1)	2.1	L	16	8	7	7	2	1	0	0	0	0	1	49	77	27.00	3.857
53 Wesley Wright, L ERA: 5.72	(3, 1)	2.2		11	3	1	1	3	1	0	0	0	0	1	24	42	3.38	1.500
59 Wilton Lopez, R ERA: 8.44	(6, 1)	2.0		12	6	2	0	1	0	0	1	0	0	0	17	31	0.00	3.000
48 Tim Byrdak, L ERA: 3.23	(8, 1)	1.0		5	0	0	0	1	1	0	0	0	0	0	10	20	0.00	1.000
54 Chad Paronto, R ERA: 15.19	(9, 1)	1.0		3	0	0	0	1	0	0	0	0	0	0	7	11	0.00	0.000

PITCHER		IP	WLS	BF	H	R	ER	SO	BB	IBB	HBP	BLK	WP	HR	S	P	ERA	WHIP

Cincinnati Reds @ Houston Astros

Minute Maid Park, Houston, TX

Fri Sep 25 2009, 7:05 PM CDT

Att. 37,710 - Cloudy - 79 F

livebaseballscorecards.com

BOTTOM

Batter	1	2	3	4	5	6	7	8	9	AB	R	H	RBI	BB	SO	LOB
21 Michael Bourn, L (1, 8) OBP: 0.359, SLG: 0.389	C SI 83 X FF 82 0-1 ① G4-3		B FF 84 C SI 84 S CU 68 B CU 68 S CU 66 2-3 ② K			X SL 80 0-0 17 1B 1B		F FF 94 B C SL 80 B SL 81 F FF 94 F FF 94 F SI 95 X SI 95 2-2 ① L6		4	0	1	0	0	1	1
10 Miguel Tejada, R (1, 6) OBP: 0.332, SLG: 0.441	F FF 84 X FF 83 0-1 ② P4		B CH 76 X FF 84 1-0 ③ G6-3			C CH 75 X CH 76 0-1 ① F9		X SI 94 0-0 17 HR 1B		4	1	1	0	0	0	2
17 Lance Berkman, S (1, 3) OBP: 0.396, SLG: 0.510	C CU 65 F FF 85 B CH 78 B CH 77 B FF 87 X SI 86 3-2 ③ F8			B FF 84 X CH 75 1-0 ① F7		X SI 83 0-0 45 G6-4-3 1-2 1B		B CH 87 F FF 93 B SL 80 B SI 94 X FF 92 3-1 1-H HR		4	1	2	2	0	0	0
45 Carlos Lee, R (1, 7) OBP: 0.349, SLG: 0.498		B FF 84 B SI 84 C SI 82 F SI 83 B CH 76 X SI 84 3-2 ① G6-3		C CH 75 B FF 86 X CH 77 1-1 ② F7		B CH 77 F FF 83 F CH 77 F FF 88 X SI 85 1-2 ②③ G6-4-3 1-2f		C SI 91 B SI 92 B CH 82 X CH 83 2-1 2B		4	0	1	0	0	0	2
9 Hunter Pence, R (1, 9) OBP: 0.347, SLG: 0.475		C CH 76 X CH 76 0-1 ② F8		C FF 84 C FF 85 B CU 69 F SI 87 B CU 67 F CH 76 B FF 86 X CU 67 3-2 E5			X CU 64 0-0 ① G5-3	B FF 92 B FF 91 X FF 91 2-0 ② F9		4	0	0	0	0	0	1
3 Kazuo Matsui, S (1, 4) OBP: 0.303, SLG: 0.362		B FF 84 F FF 84 B CH 77 B SI 85 X FF 85 3-1 HR		C FF 83 X CH 77 0-1 ③ G1-3			B CU 62 B FF 83 F FF 82 F CH 76 B FF 84 F CH 76 X CU 66 3-2 8 1B 41 SF8 1B	B CH 83 F CH 83 F CH 83 F CH 85 F FF 91 X CH 85 1-2 ③ F7		4	2	2	1	0	0	2
8 Jeff Keppinger, R (1, 5) OBP: 0.324, SLG: 0.397		B FF 87 C CH 77 X CH 77 1-1 ③ G6-3	B FF 83 C CH 82 X SI 84 1-1 ① G4-3				B CU 62 B CH 76 X SI 82 2-0 1-3 1B		X FF 93 0-0 ① F9	4	0	1	0	0	0	0
41 Chris Coste, R (1, 2) OBP: 0.304, SLG: 0.320		C FF 83 X CH 74 0-1 2B	B SI 84 B SL 82 X FF 82 2-0 ② P6				B SI 83 X SI 83 1-0 ② SF8 3-H		B FF 93 T FF 92 F SI 93 F SL 85 X CH 87 1-2 ② G6-3	3	0	1	1	0	0	0
38 Brian Moehler, R (1, 1) OBP: 0.048, SLG: 0.024 53 Wesley Wright, R (3, 1) OBP: 0.250, SLG: 0.250 12 Tommy Manzella, R (5, PH) OBP: 0.200, SLG: 0.200 59 Wilton Lopez, R (6, 1) 23 Chris Johnson, R (7, PH) OBP: 0.143, SLG: 0.100 48 Tim Byrdak, L (8, 1) 54 Chad Paronto, R (9, 1) 2 Darin Erstad, L (9, PH) OBP: 0.273, SLG: 0.336			L FF 82 B CH 81 B FF 84 L FF 82 L CH 76 2-3 ① K		C CH 75 S CH 77 S CH 77 0-3 ③ K		C CH 76 F FF 84 F CH 79 F SL 79 B SI 85 D CH 79 S FF 89 2-3 ③ K	X SI 93 0-0 ③ G4-3	0 1 1 0 1 0 0 1	0 0 0 0 0 0 0 0	0 0 0 0 0 0 0 0	0 0 1 0 1 1 0 0	0 0 0 0 0 1 0 0	0 1 0 0 0 1 0 0	0 1 0 0 0 1 0 0
Inning Stats	R: 0 E: 0 K: 0 S: 7 H: 0 LOB: 0 BB: 0 P: 10	R: 1 E: 0 K: 0 S: 9 H: 1 LOB: 0 BB: 0 P: 16	R: 0 E: 0 K: 2 S: 9 H: 1 LOB: 1 BB: 0 P: 14	R: 0 E: 1 K: 0 S: 10 H: 0 LOB: 1 BB: 0 P: 15	R: 0 E: 0 K: 1 S: 6 H: 0 LOB: 0 BB: 0 P: 9	R: 0 E: 0 K: 0 S: 8 H: 2 LOB: 1 BB: 0 P: 9	R: 1 E: 0 K: 1 S: 12 H: 2 LOB: 1 BB: 0 P: 20	R: 2 E: 0 K: 0 S: 17 H: 3 LOB: 1 BB: 0 P: 27	R: 0 E: 0 K: 0 S: 6 H: 0 LOB: 0 BB: 0 P: 7	1B: 5 2B: 2 3B: 0 HR: 2 SF: 1 SAC: 0 DP: 1 HBP: 0						

	AB	35
	R	4
	H	9
	RBI	4
	BB	0
	SO	4
	LOB	10

WP: 0 PA: 36
PB: 0
SB: 0
CS: 0

PITCHER		IP	WLS	BF	H	R	ER	SO	BB	IBB	HBP	BLK	WP	HR	S	P	ERA	WHIP
56 Matt Maloney, L ERA: 4.87	(1, 1)	7.0	W	27	6	2	2	4	0	0	0	0	0	1	61	93	2.57	0.857
50 Pedro Viola, L ERA: 6.75	(8, 1)	0.1		3	2	2	2	0	0	0	0	0	0	1	9	14	54.00	6.000
58 Ramon Ramirez, R ERA: 3.86	(8, 1)	0.2		3	1	0	0	0	0	0	0	0	0	0	8	13	0.00	1.500
51 Jared Burton, R ERA: 4.77	(9, 1)	1.0		3	0	0	0	0	0	0	0	0	0	0	6	7	0.00	0.000

PITCHER	IP	WLS	BF	H	R	ER	SO	BB	IBB	HBP	BLK	WP	HR	S	P	ERA	WHIP

Batter	1	2	3	4	5	6	7	8	9	AB	R	H	RBI	BB	SO	LOB
6 Drew Stubbs, R (1, 8) OBP: 0.314, SLG: 0.452	P3	BB		K		G5-3		K		4	0	0	0	1	2	1
7 Paul Janish, R (1, 6) OBP: 0.300, SLG: 0.311	P6	G5-3		K		G6-3			G5-3	5	0	0	0	0	1	2
19 Joey Votto, L (1, 3) OBP: 0.411, SLG: 0.560	2B		BB 32 BB 4 1B 64 1B		2B 4 F8 32 2B	G3-1			2B 4 P3 32 HR	4	3	3	0	1	0	0
4 Brandon Phillips, R (1, 4) OBP: 0.333, SLG: 0.451	G3		1B 32 BB 64 1B		F8		L7		P3	5	1	1	0	0	0	3
32 Jay Bruce, L (1, 9) OBP: 0.299, SLG: 0.460		G6-3	BB 64 1B 17 SF7		2B 37 2B		BB 64 CS		HR	3	3	2	3	2	0	0
64 Juan Francisco, L (1, 5) OBP: 0.474, SLG: 0.611		1B 17 HR	1B 37 G4-3		G6-3		K		K	5	1	2	2	0	2	2
17 Laynce Nix, L (1, 7) OBP: 0.291, SLG: 0.470		HR	SF7		IBB 37 2B			K		2	2	1	3	1	1	0
37 Corky Miller, R (1, 2) OBP: 0.288, SLG: 0.275		1B 62 FC3-6	G4-3		2B			K		4	0	2	2	0	1	1
62 Justin Lehr, R (1, 1) OBP: 0.143, SLG: 0.150 33 Micah Owings, R (6, 1) OBP: 0.268, SLG: 0.509 52 Daniel Herrera, L (7, 1) 60 Kevin Barker, L (8, PH) OBP: 0.355, SLG: 0.429 40 Nick Masset, R (8, 1) 51 Jared Burton, R (9, 1)		FC3-6 6 BB		K	G1-3			2B		3 0 0 1 0 0	0 0 0 0 0 0	0 0 0 1 0 0	0 0 0 0 0 0	0 0 0 0 0 0	1 0 0 0 0 0	2 0 0 0 0 0
Inning Stats	R: 0 E: 0 K: 0 S: 9 H: 1 LOB: 1 BB: 0 P: 12	R: 2 E: 0 K: 0 S: 13 H: 3 LOB: 2 BB: 1 P: 22	R: 3 E: 0 K: 0 S: 10 H: 2 LOB: 0 BB: 2 P: 20	R: 0 E: 0 K: 3 S: 12 H: 0 LOB: 0 BB: 0 P: 18	R: 3 E: 0 K: 0 S: 14 H: 3 LOB: 1 BB: 1 P: 24	R: 0 E: 0 K: 0 S: 7 H: 0 LOB: 0 BB: 0 P: 11	R: 0 E: 0 K: 1 S: 7 H: 0 LOB: 0 BB: 1 P: 13	R: 0 E: 0 K: 3 S: 10 H: 1 LOB: 1 BB: 0 P: 13	R: 2 E: 0 K: 1 S: 15 H: 2 LOB: 0 BB: 0 P: 21	1B: 4 2B: 6 3B: 0 HR: 2	SF: 1 SAC: 0 DP: 1 HBP: 0						

PITCHER	IP	WLS	BF	H	R	ER	SO	BB	IBB	HBP	BLK	WP	HR	S	P	ERA	WHIP
52 Felipe Paulino, R (1, 1) ERA: 6.51	5.0	L	27	9	8	8	3	3	1	0	0	0	1	58	96	14.40	2.400
26 Doug Brocail, R (6, 1) ERA: 2.87	1.0		3	0	0	0	0	0	0	0	0	0	0	7	11	0.00	0.000
48 Tim Byrdak, L (7, 1) ERA: 3.18	1.0		3	0	0	0	1	1	0	0	0	0	0	7	13	0.00	1.000
63 Sammy Gervacio, R (8, 1) ERA: 2.08	1.0		4	1	0	0	3	0	0	0	0	0	0	10	13	0.00	1.000
47 Jeff Fulchino, R (9, 1) ERA: 3.45	1.0		5	2	2	2	1	0	0	0	0	0	1	15	21	18.00	2.000

PITCHER	IP	WLS	BF	H	R	ER	SO	BB	IBB	HBP	BLK	WP	HR	S	P	ERA	WHIP

Cincinnati Reds @ Houston Astros

Minute Maid Park, Houston, TX

Sat Sep 26 2009, 6:05 PM CDT

Att. 39,476 - Roof Closed - 73 F

TOP

livebaseballscorecards.com

AB	36
R	10
H	12
RBI	10
BB	5
SO	8
LOB	11

Cincinnati Reds @ Houston Astros

Minute Maid Park, Houston, TX

Sat Sep 26 2009, 6:05 PM CDT

Att. 39,476 - Roof Closed - 73 F

BOTTOM

livebaseballscorecards.com

Batter	1	2	3	4	5	6	7	8	9	AB	R	H	RBI	BB	SO	LOB
21 Michael Bourn, L (1, 8) OBP: 0.360, SLG: 0.389	B SI 85 B SI 84 B FF 84 C FF 85 X SI 85 3-1 10 1B 10 S 17 FC3-2 1B		B CU 69 B FF 83 X SI 84 2-0 ① G4-3		B SI 86 S CH 80 B CU 70 B FF 86 B FF 86 4-1 10 1B 17 G5-4-3 BB 1-2		B FF 83 C SL 74 D SC 67 C SI 86 B FF 82 S FF 81 3-3 ② ③ K 1-2			3	1	1	0	1	1	1
10 Miguel Tejada, R (1, 6) OBP: 0.336, SLG: 0.449	B FF 86 B CH 82 X CH 81 2-0 17 FC3-2 1B 1-3		F FF 86 B FC 83 X FF 85 1-1 HR		C CH 81 X FC 80 0-1 17 G5-4-3 1B 1-3 2-H			C FF 96 B FS 90 X FF 96 1-1 27 FC3-6 17 1B 1B		4	1	4	2	0	0	0
17 Lance Berkman, S (1, 3) OBP: 0.397, SLG: 0.509	B FF 86 F CU 72 B SI 82 F FF 86 D FC 85 1 SAFE X FF 86 3-2 ① FC3-2 45 G6-4-3 1-2 3-H		F CH 80 B CU 71 B CH 80 B SI 85 B SI 86 4-1 BB		X CH 80 0-0 ① ② G5-4-3 1-2f 3-H			F SI 96 X SI 96 0-1 27 FC3-6 1-2 1B		3	0	1	0	1	0	3
45 Carlos Lee, R (1, 7) OBP: 0.347, SLG: 0.495	C FF 87 B CU 73 X CH 81 1-1 ② ③ G6-4-3 1-2f		1 SAFE X FF 87 0-0 ② F9		B CU 71 F CH 80 B SI 86 X SI 86 2-1 ③ G4-3			S FF 92 C FF 97 S FF 92 0-3 ① K		4	0	0	0	0	1	5
27 Geoff Blum, S (1, 5) OBP: 0.313, SLG: 0.374		B FC 83 C FF 85 F FC 85 S SI 81 1-3 ① K	C FF 87 D SI 87 C CU 71 F FC 86 S CU 74 1-3 ③ K			B FF 90 C FF 89 F CH 77 X FF 90 1-2 ① P4		B FF 96 X FS 91 1-0 ② FC3-6 1-2f 2-3		4	0	0	0	0	2	3
9 Hunter Pence, R (1, 9) OBP: 0.346, SLG: 0.478		B CH 81 X FF 86 1-0 HR		C FF 84 B CH 79 C CU 70 B CH 81 C FF 86 2-3 ① K		X CH 72 0-0 ② F8		S FS 91 F FC 92 X SI 96 0-2 ③ G3		4	1	1	1	0	1	2
3 Kazuo Matsui, S (1, 4) OBP: 0.301, SLG: 0.358		C FF 86 B CU 72 F CU 72 B CH 82 F CU 71 X CH 80 2-2 ② G1-3		B SI 85 X CH 80 1-0 ② G4-3		C FF 89 B FF 90 B CH 75 S FF 89 F SL 77 F FF 91 X FF 92 2-2 ③ F7			B FC 92 B SI 91 F SI 93 F FF 92 S SL 83 2-3 ① K	4	0	0	0	0	1	0
55 Humberto Quintero, R (1, 2) OBP: 0.288, SLG: 0.370 2 Darin Erstad, L (7, PH) OBP: 0.271, SLG: 0.333 41 Chris Coste, R (8, 2) OBP: 0.303, SLG: 0.319		B FF 87 C SL 78 F CH 82 H FF 87 2-2 HBP		F SL 81 B FF 87 B FF 88 X SI 86 2-1 ③ P3			B SI 90 C CH 78 B SI 90 F FF 90 X FF 90 2-2 ① F9		B SI 93 X SI 93 1-0 ② F9	1 1 1	0 0 0	0 0 0	0 0 0	0 0 0	0 0 0	0 0 0
52 Felipe Paulino, R (1, 1) OBP: 0.043, SLG: 0.043 18 Edwin Maysonet, R (5, PH) OBP: 0.343, SLG: 0.385 26 Doug Brocail, L (6, 1) 48 Tim Byrdak, L (7, 1) 4 Jason Michaels, R (7, PH) OBP: 0.329, SLG: 0.437 63 Sammy Gervacio, R (8, 1) 47 Jeff Fulchino, R (9, 1) OBP: 0.333, SLG: 0.667 8 Jeff Keppinger, R (9, PH) OBP: 0.323, SLG: 0.396		C SI 86 B FC 84 F FF 86 B FF 84 F SI 86 S SI 84 2-3 ③ K			X FF 84 0-0 21 BB 10 1B 1B		B SI 90 F FF 90 C CH 78 B FF 88 B CH 76 B FF 89 4-2 21 CS BB		C FF 93 B CH 88 X SI 89 1-1 ③ G6-3	1 1 0 0 0 0 1	0 1 0 0 0 0 0	0 1 0 0 0 0 0	0 0 0 0 1 0 0	1 0 0 0 0 0 0	1 0 0 0 0 0 0	1 0 0 0 0 0 0
Inning Stats	R: 0 E: 0 K: 0 S: 8 H: 2 LOB: 1 BB: 0 P: 17	R: 1 E: 0 K: 2 S: 14 H: 1 LOB: 1 BB: 0 P: 22	R: 1 E: 0 K: 1 S: 9 H: 1 LOB: 1 BB: 1 P: 17	R: 0 E: 0 K: 1 S: 6 H: 0 LOB: 0 BB: 0 P: 11	R: 2 E: 0 K: 0 S: 7 H: 2 LOB: 0 BB: 1 P: 13	R: 0 E: 0 K: 0 S: 9 H: 0 LOB: 0 BB: 0 P: 12	R: 0 E: 0 K: 1 S: 8 H: 0 LOB: 1 BB: 1 P: 17	R: 0 E: 0 K: 1 S: 11 H: 2 LOB: 2 BB: 0 P: 13	R: 0 E: 0 K: 1 S: 6 H: 0 LOB: 0 BB: 0 P: 10	1B: 6 2B: 1 3B: 0 HR: 2 SF: 0 SAC: 0 DP: 3 HBP: 1						

| | | | | | |

Batter	1	2	3	4	5	6	7	8	9	AB	R	H	RBI	BB	SO	LOB
6 Drew Stubbs, R (1, 8) OBP: 0.306, SLG: 0.441 60 Kevin Barker, L (9, PH) OBP: 0.344, SLG: 0.414	S FF 91 C CU 75 B CU 73 C FF 90 1-3 ① K	C CU 75 D CU 77 X CU 77 1-1 ③ G5-3			T FF 90 S CU 74 D CU 75 S CU 77 1-3 ② K		B FF 94 C FF 93 X FF 94 1-1 ① G6-3		B FS 86 S FS 87 S FS 87 X FS 86 1-2 ③ G4-3	4 1	0 0	0 0	0 0	0 0	2 0	4 0
7 Paul Janish, R (1, 6) OBP: 0.300, SLG: 0.310	C FF 91 B CU 75 X CU 77 1-1 19 FC4-6 1B		X FF 91 0-0 ① P3		B FC 90 B SI 90 F FF 90 C CU 74 B CU 75 S CU 76 3-3 ③ K		C SL 84 T FF 94 B CH 87 S CH 84 1-3 ② K			4	0	1	0	0	2	1
19 Joey Votto, L (1, 3) OBP: 0.410, SLG: 0.557	S SI 88 C CU 74 X CU 74 0-2 ② FC4-6 1-2f		B FF 91 C SI 88 X CU 74 1-1 4 G6-4-3 1B			B CH 87 X SI 89 1-0 ① L6	S CH 84 B SI 94 C CH 84 B CH 85 S CH 84 2-3 ③ K			4	0	1	0	0	1	1
4 Brandon Phillips, R (1, 4) OBP: 0.332, SLG: 0.450	B CU 73 S CU 77 D FF 92 X CU 76 2-1 ③ G6-3		T CU 74 F CU 76 B FF 92 B CU 74 X CU 75 2-2 ② ③ G6-4-3 1-2f			S FF 90 B FF 89 B CU 75 F CU 75 X FF 90 2-2 31 2B 1B		X SL 89 0-0 ① G5-3		4	1	1	0	0	0	2
31 Jonny Gomes, R (1, 7) OBP: 0.340, SLG: 0.543		C FF 90 B CU 72 F CU 73 B CU 74 B FF 92 X CU 76 3-2 ① G1-3		C FF 90 B FF 91 X CU 75 1-1 ① G2-3		X CU 75 0-0 1-H 55 1B 2B		B FF 94 B FF 94 B FF 95 C FF 95 C FF 94 X FF 96 3-2 32 G3-1 2B		4	1	2	1	0	0	0
16 Darnell McDonald, R (1, 9) OBP: 0.302, SLG: 0.390 32 Jay Bruce, L (8, PH) OBP: 0.299, SLG: 0.459 (8, 9)		C FC 91 B FF 91 S CU 76 B FF 92 X FF 92 2-2 23 BB 55 1B 1B		S FF 90 S CU 74 F FF 90 S CU 74 0-3 ② K		B CU 75 S CU 77 B FF 91 F CU 75 D CU 75 S CU 76 3-3 ② K		C FF 94 X CU 81 0-1 ② G3-1 2-3		3 1	0 0	1 0	0 0	0 0	2 0	1 1
55 Ramon Hernandez, R (1, 2) OBP: 0.333, SLG: 0.358		B FF 91 1 SAFE B FF 90 B CU 76 X FF 91 3-0 23 BB 1-2 1B		B FF 91 C FF 91 S CU 74 F FF 90 F CU 75 B FC 92 S CU 75 2-3 ③ K		D CU 77 C CU 75 C CU 76 D CU 74 B CU 75 X CU 75 3-2 23 1B 3-H 1B		X FF 94 0-0 ③ G6-3		4	0	2	1	0	1	1
23 Adam Rosales, R (1, 5) OBP: 0.299, SLG: 0.313 64 Juan Francisco, L (9, PH) OBP: 0.500, SLG: 0.611		B CU 80 B CU 76 B SI 91 C FF 90 B SI 91 4-1 1-2 2-3 BB			B FF 90 C SI 91 C CU 75 S CU 74 1-3 ① K	X FF 91 0-0 1-3 1B			B FF 95 B FF 96 S FF 95 B FF 96 T FF 96 F FF 96 F FF 94 F FF 96 F FF 97 4-2 B FF 97 17 G6-4-3 BB	2 0	0 0	1 0	0 0	1 1	1 0	0 0
47 Johnny Cueto, R (1, 1) OBP: 0.184, SLG: 0.130 40 Nick Masset, R (8, 1) 17 Laynce Nix, L (9, PH) OBP: 0.290, SLG: 0.468		S CU 76 M CU 77 F CU 73 S FF 91 0-3 ② K			C FF 91 C FF 90 B CU 73 X CU 73 1-2 1B	S CU 76 D CU 77 C FF 91 S CU 75 1-3 ③ K			B FF 96 C FS 86 X FS 87 1-1 ① ② G6-4-3 1-2f	3 0 1	0 0 0	1 0 0	0 0 0	0 0 0	2 0 0	5 0 1
Inning Stats	R: 0 H: 1 E: 0 LOB: 1 K: 1 BB: 0 S: 10 P: 14	R: 0 H: 2 E: 0 LOB: 3 K: 1 BB: 1 S: 14 P: 27	R: 0 H: 1 E: 0 LOB: 0 K: 0 BB: 0 S: 6 P: 9	R: 0 H: 0 E: 0 LOB: 0 K: 2 BB: 0 S: 11 P: 14	R: 0 H: 1 E: 0 LOB: 1 K: 3 BB: 0 S: 12 P: 18	R: 2 H: 4 E: 0 LOB: 2 K: 2 BB: 0 S: 15 P: 25	R: 0 H: 0 E: 0 LOB: 0 K: 2 BB: 0 S: 8 P: 12	R: 0 H: 1 E: 0 LOB: 1 K: 0 BB: 0 S: 7 P: 10	R: 0 H: 0 E: 0 LOB: 0 K: 0 BB: 1 S: 11 P: 17	1B: 8 2B: 2 3B: 0 HR: 0	SF: 0 SAC: 0 DP: 2 HBP: 0					

PITCHER	IP	WLS	BF	H	R	ER	SO	BB	IBB	HBP	BLK	WP	HR	S	P	ERA	WHIP
51 Wandy Rodriguez, L (1, 1) ERA: 2.97	6.0	W	27	9	2	2	9	1	0	0	0	0	0	68	107	3.00	1.667
47 Jeff Fulchino, R (7, 1) ERA: 3.4	1.0	H	3	0	0	0	2	0	0	0	0	0	0	8	12	0.00	0.000
22 LaTroy Hawkins, R (8, 1) ERA: 2.2	1.0	H	4	1	0	0	0	0	0	0	0	0	0	7	10	0.00	1.000
47 Jose Valverde, R (9, 1) ERA: 2.08	1.0	S	3	0	0	0	0	1	0	0	0	0	0	11	17	0.00	1.000

PITCHER	IP	WLS	BF	H	R	ER	SO	BB	IBB	HBP	BLK	WP	HR	S	P	ERA	WHIP

TOP

Cincinnati Reds @ Houston Astros

Minute Maid Park, Houston, TX

Sun Sep 27 2009, 1:05 PM CDT
Att. 37,595 - Roof Closed - 73 F

livebaseballscorecards.com

AB	35
R	2
H	10
RBI	2
BB	2
SO	11
LOB	17

WP: 0 PA: 37
PB: 0
SB: 0
CS: 0

BOTTOM

Cincinnati Reds @ Houston Astros

Minute Maid Park, Houston, TX

Sun Sep 27 2009, 1:05 PM CDT
Att. 37,595 - Roof Closed - 73 F

livebaseballscorecards.com

Batter	1	2	3	4	5	6	7	8	9	AB	R	H	RBI	BB	SO	LOB
21 Michael Bourn, L (1, 8) OBP: 0.360, SLG: 0.388	C FF 91 B FF 92 F FF 92 B SL 86 X FF 92 2-2 ① G6-3		X FF 92 0-0 17 FC6-4 10 BB 45 G5-3 1-2 1B		B SL 85 B SL 84 C FF 94 X SL 88 2-1 ① P5		C CH 86 B SI 94 S SL 87 S CH 86 1-3 ② K			4	1	1	0	0	1	0
10 Miguel Tejada, R (1, 6) OBP: 0.337, SLG: 0.450	X FF 92 0-0 ② F9		B SI 93 B SI 92 B SL 86 B FF 93 4-0 17 FC6-4 1-2 2-3 BB		F SI 94 X SL 88 0-1 ② G6-3		B SI 95 B FF 94 F FF 94 F FF 94 X CH 85 2-2 2B			3	0	1	0	1	0	0
17 Lance Berkman, S (1, 3) OBP: 0.396, SLG: 0.506	B FF 92 B FF 92 B CH 84 C FF 92 B FF 93 4-1 45 FC6-4 BB		B SI 93 T FF 93 C FF 94 B SL 86 B CH 86 X SI 93 3-2 ① FC6-4 45 G5-3 1-2f 2-3 3-H		B SI 94 X SL 88 1-0 ③ G3		B FF 95 C FF 94 C FF 94 F FF 94 S SL 87 1-3 ③ K			3	0	0	1	1	1	3
45 Carlos Lee, R (1, 7) OBP: 0.344, SLG: 0.491 4 Jason Michaels, R (9, 7) OBP: 0.329, SLG: 0.437	B FF 92 X SL 86 1-0 ③ FC6-4 1-2f		C SL 87 X SL 90 0-1 ② G5-3 1-2 3-H			C FF 93 B FF 94 X FF 94 1-1 ① F9		X FF 94 0-0 ① F8		4 0	0 0	0 0	1 0	0 0	0 0	2 0
9 Hunter Pence, R (1, 9) OBP: 0.347, SLG: 0.480		C FF 90 B SL 84 S SL 88 B SI 92 T CH 85 2-2 ① K	C SL 88 B FF 94 F SI 93 T FF 94 1-2 ③ K			X SL 85 0-0 18 BB 27 BB 1B		C FF 94 B FF 95 X FF 94 1-1 2B		4	0	2	0	0	2	1
27 Geoff Blum, S (1, 5) OBP: 0.315, SLG: 0.372		X SI 93 0-0 ② G3		B SL 84 X FF 92 1-0 ① P2		B SI 92 B FF 93 B SI 92 B FF 92 4-0 18 BB 1-2 BB		B SL 85 C SL 85 B FF 93 B CH 84 S CH 82 B FF 94 4-2 18 G1-6-3 BB		2	0	0	0	2	0	0
18 Edwin Maysonet, R (1, 4) OBP: 0.338, SLG: 0.368 47 Jose Valverde, R (9, 1)		B FF 92 C SI 90 F FF 92 X SL 86 1-2 E5 55 WP		C SL 88 B SL 85 C SL 86 X SI 93 1-2 ② G6-3		B SI 93 B SI 94 B FF 95 C SI 93 B SI 93 4-1 55 G6-4-3 1-2 2-3 BB		B FF 95 B FF 94 X FF 95 2-0 ② ③ G1-6-3 1-2f		3 0	0 0	0 0	0 0	1 0	0 0	2 0
55 Humberto Quintero, R (1, 2) OBP: 0.289, SLG: 0.389		B SI 93 B SL 87 X SL 84 2-0 ③ F8 2-3		X SL 88 0-0 HR		S FF 94 S FF 94 X FF 94 0-2 ② ③ G6-4-3 1-2f				3	1	1	1	0	0	4
51 Wandy Rodriguez, S (1, 1) OBP: 0.143, SLG: 0.177 47 Jeff Fulchino, R (7, 1) OBP: 0.333, SLG: 0.667 8 Jeff Keppinger, R (7, PH) OBP: 0.322, SLG: 0.394 22 LaTroy Hawkins, R (8, 1) 3 Kazuo Matsui, S (9, 4) OBP: 0.301, SLG: 0.358			C FF 89 X SI 91 0-1 10 BB 21 1B 17 FC6-4 1B B SI 93 C FF 92 S FF 91 B SL 85 F SI 94 C FF 94 2-3 ③ K			C SL 84 C SL 85 B SL 84 F FF 94 X CH 85 1-2 ① G6-3			2 0 1 0 0	1 0 0 0 0	1 0 0 0 0	0 0 0 0 0	1 0 0 0 0	0 0 0 0 0	0 0 0 0 0
Inning Stats	R: 0 E: 0 K: 0 S: 6 H: 0 LOB: 1 BB: 1 P: 13	R: 0 E: 1 K: 1 S: 8 H: 0 LOB: 1 BB: 0 P: 13	R: 2 E: 0 K: 1 S: 11 H: 2 LOB: 1 BB: 1 P: 19	R: 1 E: 0 K: 1 S: 9 H: 1 LOB: 0 BB: 0 P: 13	R: 0 E: 0 K: 0 S: 5 H: 0 LOB: 0 BB: 0 P: 8	R: 0 E: 0 K: 0 S: 7 H: 1 LOB: 2 BB: 2 P: 16	R: 0 E: 0 K: 2 S: 14 H: 1 LOB: 1 BB: 0 P: 19	R: 0 E: 0 K: 0 S: 6 H: 1 LOB: 1 BB: 1 P: 13		1B: 3 2B: 2 3B: 0 HR: 1 SF: 0 SAC: 0 DP: 2 HBP: 0				WP: 1 PB: 0 SB: 0 CS: 0 PA: 34		

	AB	29
	R	3
	H	6
	RBI	3
	BB	5
	SO	5
	LOB	12

PITCHER	IP	WLS	BF	H	R	ER	SO	BB	IBB	HBP	BLK	WP	HR	S	P	ERA	WHIP
47 Johnny Cueto, R (1, 1) ERA: 4.35	7.1	L	33	6	3	3	5	5	0	0	0	1	1	65	111	3.68	1.500
40 Nick Masset, R (8, 1) ERA: 2.47	0.2		1	0	0	0	0	0	0	0	0	0	0	1	3	0.00	0.000

PITCHER	IP	WLS	BF	H	R	ER	SO	BB	IBB	HBP	BLK	WP	HR	S	P	ERA	WHIP

St. Louis Cardinals @ Cincinnati Reds

Great American Ball Park, Cincinnati, OH

Tue Sep 29 2009, 7:10 PM EDT

Att. 12,026 - Overcast - 58 F

TOP

livebaseballscorecards.com

Batter	1	2	3	4	5	6	7	8	9	AB	R	H	RBI	BB	SO	LOB
55 Skip Schumaker, L (1, 4) OBP: 0.365, SLG: 0.394 19 Matt Pagnozzi, R (7, 2)	C FF 93 X FF 94 0-1 ① F7		C KC 75 S CH 86 F FF 94 C FF 93 0-3 ② K		B FF 93 D KC 76 S FF 94 F FF 93 B CH 86 F FF 94 B FF 94 4-2 5 SF8 12 1B 1-2 BB		B KC 76 X FF 93 1-0 1B		B FF 90 B FF 90 B FF 89 C FF 89 B FF 90 4-1 BB	3 0	0 0	1 0	0 0	1 1	1 0	1 0
12 Julio Lugo, R (1, 6) OBP: 0.348, SLG: 0.410 (8, 4)	B FF 94 S FF 94 F FF 94 X FF 94 1-2 ② G5-3		S SL 87 D SL 86 B FF 92 F FF 94 X FF 94 2-2 ③ P4		B SL 84 F FF 92 B FF 95 X FF 93 2-1 1-2 2-3 1B		B FF 95 X FF 94 1-0 ③ G5-3		D SL 78 X FF 89 1-0 ③ F8	5 0	0 0	1 0	0 0	0 0	0 0	3 0
5 Albert Pujols, R (1, 3) OBP: 0.445, SLG: 0.668 41 Mitchell Boggs, R (8, 1) OBP: 0.071, SLG: 0.143	X FF 96 0-0 15 S 1B			B FF 94 B KC 78 X FF 95 2-0 ① F7	C KC 78 X FF 95 0-1 ② 2-3 3-H SF8			C FC 90 B SL 83 F CH 87 B CH 89 F CH 87 F FC 91 X FF 92 2-2 ① P4		3 0	0 0	1 0	1 0	0 0	0 0	0 0
15 Matt Holliday, R (1, 7) OBP: 0.391, SLG: 0.519 27 Tyler Greene, R (8, PR) OBP: 0.257, SLG: 0.318 (8, 6)	F FF 95 C KC 78 F FF 95 S CH 88 0-3 ③ K 1-2			S KC 78 X FF 94 0-1 47 G1-3 28 1B 1B	B FF 96 F FF 94 1 SAFE B FF 95 B KC 79 F FF 95 X FF 95 3-2 ③ G4-3			B FC 89 F FF 90 X FC 90 1-1 2B		4 0	0 0	2 0	0 0	0 0	1 0	3 0
28 Colby Rasmus, L (1, 8) OBP: 0.306, SLG: 0.414		F FF 92 X KC 76 0-1 ① F7		B FF 94 C FF 94 B FF 94 X KC 76 2-1 47 G1-3 1-2 1B		F FF 94 X FF 94 0-1 ① G1-6-3		X FC 90 0-0 ② F8		4	0	1	0	0	0	1
47 Ryan Ludwick, R (1, 9) OBP: 0.331, SLG: 0.453		C FF 93 S SI 91 F FF 93 B FF 94 F SL 86 F KC 78 B FF 94 C FF 94 2-3 ② K		S SL 86 B FF 94 D SL 85 X SL 86 2-1 ② G1-3 1-2 2-3		B FF 95 F FF 96 X SL 86 1-1 ② P3		B SL 84 S SL 83 B FF 91 F FC 90 B CH 87 F FC 90 F FF 90 X FC 89 3-2 ③ F7		4	0	0	0	0	1	3
7 Mark DeRosa, R (1, 5) OBP: 0.321, SLG: 0.438 (7, 4) (8, 7)		C SL 86 B FF 94 X FF 94 1-1 ③ F7		C KC 76 B FF 93 C FF 95 S FF 93 1-3 ③ K		B KC 79 S FF 95 F FF 96 S KC 78 1-3 ③ K			F FF 88 X FF 88 0-1 ① G6-3	4 0	0 0	0 0	0 0	0 0	2 0	2 0
21 Jason LaRue, R (1, 2) OBP: 0.304, SLG: 0.347 22 Joe Thurston, L (7, PH) OBP: 0.318, SLG: 0.335 37 Todd Wellemeyer, R (7, 1) OBP: 0.128, SLG: 0.128 23 David Freese, R (8, 3) OBP: 0.259, SLG: 0.417			F FF 92 B FF 92 F FF 93 B FF 92 F KC 77 B FF 95 X FF 94 3-2 1B		F FF 91 B FF 94 X FF 95 1-1 12 1B 55 BB 5 SF8 1B		B FF 94 X FF 94 1-0 ① F7		C FF 89 B FF 89 F FF 88 B CH 82 X FF 88 2-2 HR	2 1 0 1	1 0 0 1	2 0 0 1	0 0 0 1	0 0 0 0	0 0 0 0	0 0 0 0
35 Joel Pineiro, R (1, 1) OBP: 0.191, SLG: 0.172 8 Troy Glaus, R (7, PH) OBP: 0.200, SLG: 0.211 (7, 5)			L FF 92 L FF 93 B KC 76 1 SAFE L FF 93 1-3 ① K		F FF 94 1 SAFE L FF 93 B KC 75 B FF 94 L FF 93 2-3 ① K		B FF 94 C FF 95 B FF 95 B FF 96 X KC 77 2-2 ② F9		B FF 89 B FF 89 B FF 88 C FF 89 F FF 89 X FF 90 3-2 ② F7	2 2	0 0	0 0	0 0	0 0	2 0	2 0
Inning Stats	R: 0 E: 0 K: 1 S: 10 H: 1 LOB: 1 BB: 0 P: 11	R: 0 E: 0 K: 1 S: 10 H: 0 LOB: 0 BB: 0 P: 13	R: 0 E: 0 K: 2 S: 14 H: 1 LOB: 1 BB: 0 P: 20	R: 0 E: 0 K: 1 S: 10 H: 2 LOB: 2 BB: 0 P: 17	R: 1 E: 0 K: 1 S: 15 H: 2 LOB: 2 BB: 1 P: 27	R: 0 E: 0 K: 1 S: 7 H: 0 LOB: 0 BB: 0 P: 9	R: 0 E: 0 K: 0 S: 6 H: 1 LOB: 1 BB: 0 P: 11	R: 0 E: 0 K: 0 S: 13 H: 1 LOB: 1 BB: 0 P: 19	R: 1 E: 0 K: 0 S: 10 H: 1 LOB: 1 BB: 1 P: 20	1B: 7 2B: 1 3B: 0 HR: 1	SF: 1 SAC: 0 DP: 0 HBP: 0					

	AB	35
	R	2
	H	9
	RBI	2
	BB	2
	SO	7
	LOB	15

WP: 0 PA: 38
PB: 0
SB: 1
CS: 0

PITCHER		IP	WLS	BF	H	R	ER	SO	BB	IBB	HBP	BLK	WP	HR	S	P	ERA	WHIP
34 Homer Bailey, R ERA: 4.78	(1, 1)	7.0	W	29	7	1	1	7	1	0	0	0	0	0	72	108	1.29	1.143
51 Jared Burton, R ERA: 4.61	(8, 1)	1.0		4	1	0	0	0	0	0	0	0	0	0	13	19	0.00	1.000
58 Ramon Ramirez, R ERA: 4.35	(9, 1)	1.0		5	1	1	1	0	1	0	0	0	0	1	10	20	9.00	2.000

PITCHER	IP	WLS	BF	H	R	ER	SO	BB	IBB	HBP	BLK	WP	HR	S	P	ERA	WHIP

BOTTOM

St. Louis Cardinals @ Cincinnati Reds

Great American Ball Park, Cincinnati, OH

Tue Sep 29 2009, 7:10 PM EDT

Att. 12,026 - Overcast - 58 F

Batter	1	2	3	4	5	6	7	8	9	AB	R	H	RBI	BB	SO	LOB
3 Willy Taveras, R (1, 8) OBP: 0.275, SLG: 0.285	X FF 90 0-0 ① P6	B SI 87 F SI 88 S CU 76 D CU 76 X SI 89 2-2 ③ G1-3			C SI 87 X SL 83 0-1 7 HBP 1B		B FF 90 B FF 90 B FF 90 C FF 89 X FF 90 3-1 ① P2			4	0	1	0	0	0	1
7 Paul Janish, R (1, 6) OBP: 0.299, SLG: 0.306	C SI 90 B SI 89 X SI 89 1-1 ② P3		C SI 88 B SL 84 X SI 88 1-1 ① G6-3		1 SAFE H FF 87 1-0 19 G4-6-3 1-2 HBP		B FF 92 F FF 92 B SL 85 F FF 91 F SL 85 B SL 87 X FF 91 3-2 ② G6-3			3	0	0	0	0	0	0
19 Joey Votto, L (1, 3) OBP: 0.410, SLG: 0.562	B SI 89 X SI 90 1-0 ③ L7		B FF 88 B CU 75 B CH 81 C FF 88 X CH 82 3-1 HR		X CU 76 0-0 ② ③ G4-6-3 1-2f		B FF 92 F FF 92 B CU 78 B SI 91 B FF 91 4-1 BB			3	1	1	1	1	0	2
4 Brandon Phillips, R (1, 4) OBP: 0.333, SLG: 0.454		X SI 88 0-0 27 BB 32 HR 1B	B SI 88 F SI 88 S SL 85 B SL 86 B SL 85 X SI 88 3-2 ② G5-3			S SL 84 X SI 89 0-1 27 1B 3B	B SL 83 X SL 85 1-0 ③ F8			4	2	2	0	0	0	1
27 Scott Rolen, R (1, 5) OBP: 0.366, SLG: 0.447		F FF 86 B SI 87 F SI 86 B SL 83 1 SAFE B FF 86 B FF 87 4-2 32 HR 1-2 BB	B SI 88 F SI 88 X SL 84 1-1 ③ F7			C SI 89 X SI 88 0-1 32 HR 1B 3-H		C FF 95 F SI 95 B SL 83 X FF 95 1-2 ① G6-3		3	2	1	1	1	0	0
32 Jay Bruce, L (1, 9) OBP: 0.301, SLG: 0.477		B SI 88 B SI 88 F SI 88 B SI 88 X SI 88 3-1 1-H 2-H HR		B SI 87 B CU 75 C SI 87 X SI 87 2-1 ① F7		B CU 76 C CU 75 C FF 89 B CU 78 X SL 86 2-2 1-H HR		B FF 95 S FF 96 X SL 88 1-1 ② G3		4	2	2	5	0	0	0
25 Wladimir Balentien, R (1, 7) OBP: 0.306, SLG: 0.375		S SI 87 S SL 84 B SL 83 B CU 76 X SI 89 2-2 ① G5-3		S SL 83 X SI 85 0-1 ② G6-3		C SI 88 F SL 84 B SL 85 X SI 88 1-2 ① G6-3		B FF 95 S FF 95 S FF 94 X SL 83 1-2 ③ F9		4	0	0	0	0	0	0
55 Ramon Hernandez, R (1, 2) OBP: 0.330, SLG: 0.354		B SI 87 X SI 87 1-0 ② G4-3		C SI 87 B SI 86 X SI 86 1-1 ③ G3-1		F SI 88 F SI 86 B SL 84 B SI 88 X CH 82 2-2 ② L7				3	0	0	0	0	0	0
34 Homer Bailey, R (1, 1) OBP: 0.083, SLG: 0.083 51 Jared Burton, R (8, 1) 58 Ramon Ramirez, R (9, 1)		C SI 86 X SI 87 0-1 1B			C SI 85 C SI 86 B SL 82 B SL 83 X SI 86 2-2 ① G5-3	F FF 87 F FF 88 C SI 90 0-3 ③ K				3 0 0	0 0 0	1 0 0	0 0 0	0 0 0	1 0 0	0 0 0
Inning Stats	R: 0 E: 0 K: 0 S: 4 H: 0 LOB: 0 BB: 0 P: 6	R: 3 E: 0 K: 0 S: 14 H: 3 LOB: 1 BB: 1 P: 26	R: 1 E: 0 K: 0 S: 9 H: 1 LOB: 0 BB: 0 P: 17	R: 0 E: 0 K: 0 S: 6 H: 0 LOB: 0 BB: 0 P: 9	R: 0 E: 0 K: 0 S: 6 H: 1 LOB: 1 BB: 0 P: 9	R: 3 E: 0 K: 1 S: 16 H: 3 LOB: 0 BB: 0 P: 21	R: 0 E: 0 K: 0 S: 8 H: 0 LOB: 1 BB: 1 P: 19	R: 0 E: 0 K: 0 S: 8 H: 0 LOB: 0 BB: 0 P: 11		1B: 4 2B: 0 3B: 1 HR: 3 SF: 0 SAC: 0 DP: 1 HBP: 1				WP: 0 PB: 0 SB: 0 CS: 0 PA: 34		

livebaseballscorecards.com

AB	31
R	7
H	8
RBI	7
BB	2
SO	1
LOB	4

PITCHER	IP	WLS	BF	H	R	ER	SO	BB	IBB	HBP	BLK	WP	HR	S	P	ERA	WHIP
35 Joel Pineiro, R (1, 1) ERA: 3.44	6.0	L	27	8	7	7	1	1	0	1	0	0	3	55	88	10.50	1.500
37 Todd Wellemeyer, R (7, 1) ERA: 5.76	1.0		4	0	0	0	0	1	0	0	0	0	0	8	19	0.00	1.000
41 Mitchell Boggs, R (8, 1) ERA: 4.29	1.0		3	0	0	0	0	0	0	0	0	0	0	8	11	0.00	0.000

PITCHER	IP	WLS	BF	H	R	ER	SO	BB	IBB	HBP	BLK	WP	HR	S	P	ERA	WHIP

St. Louis Cardinals @ Cincinnati Reds

Great American Ball Park, Cincinnati, OH

Wed Sep 30 2009, 7:10 PM EDT

Att. 11,930 - Partly Cloudy - 60 F

TOP

livebaseballscorecards.com

Batter	1	2	3	4	5	6	7	8	9	AB	R	H	RBI	BB	SO	LOB
55 Skip Schumaker, L (1, 4) OBP: 0.365, SLG: 0.395	C FF 87 B FF 88 F CH 80 B FF 88 B SL 74 F CU 69 S SI 87 3-3 ① K			B FF 86 F FF 87 B CH 81 B CH 76 C CH 78 F CH 80 X FF 87 3-2 ② 5 1B 2B		B FF 89 X CH 83 1-0 ② L6			C CH 81 B SI 84 B CH 83 B CU 70 C CU 69 B CH 82 4-2 15 FC6-4 5 1B BB	3	1	1	0	0	1	0
52 Josh Kinney, R (6, 1)										0	0	0	0	0	0	0
48 Brad Thompson, R (8, 1) OBP: 0.083, SLG: 0.083										0	0	0	0	0	0	0
8 Troy Glaus, R (9, PH) OBP: 0.238, SLG: 0.211										0	0	0	0	1	0	0
27 Tyler Greene, R (9, PR) OBP: 0.257, SLG: 0.318										0	0	0	0	0	0	0
7 Mark DeRosa, R (1, 5) OBP: 0.319, SLG: 0.435	C SL 76 C SL 78 X SL 75 0-2 ② G5-3			C FF 89 F CH 80 S CH 83 0-3 ① K		B CU 69 F CH 82 X SI 88 1-1 ③ G6-3			B FF 88 C CH 77 F CH 83 F FF 88 B CH 82 F SL 72 F CH 82 X CH 82 2-2 ① F9	4	0	0	0	0	1	2
5 Albert Pujols, R (1, 3) OBP: 0.445, SLG: 0.667	C CH 75 F CH 77 X FF 90 0-2 ③ G4-3			B SI 89 B CH 78 X FF 89 2-0 2-H 1B			B CH 80 S CH 79 X SI 83 1-1 ① F9		S FC 89 B SL 81 S FC 89 X FF 94 1-2 15 FC6-4 1-2 1B	4	0	2	1	0	0	0
15 Matt Holliday, R (1, 7) OBP: 0.389, SLG: 0.515		B CH 68 X CH 76 1-0 ① G4-3		1 SAFE F SI 87 B CH 81 F CH 82 F FF 88 T SI 86 1-2 ② K			S CU 69 X CH 82 0-1 ② G5-3		C FC 89 D FF 94 X FC 90 1-1 ② FC6-4 28 DI 1-2f 2-3	4	0	0	0	0	1	3
28 Colby Rasmus, L (1, 8) OBP: 0.308, SLG: 0.416		C CU 68 C FF 88 S SI 86 0-3 ② K		B FF 88 S CU 69 S SL 73 B FF 88 B SI 88 X CH 82 3-2 ③ P6			F SI 88 B FF 88 B FF 87 S CH 81 F SL 74 B FF 88 X SI 88 3-2 2B		B FS 88 B SL 79 C FS 87 F FS 87 D SL 82 D FS 89 4-2 1-2 BB	3	0	1	0	1	1	1
47 Ryan Ludwick, R (1, 9) OBP: 0.328, SLG: 0.449		X SL 76 0-0 ③ F8			C CH 81 B CH 82 S SL 74 X SL 75 1-2 ① P3		B CH 81 C SI 84 F CH 83 B SL 74 X CH 83 2-2 ③ P3		F FC 90 C SL 80 B FC 90 F FC 90 S FF 94 1-3 ③ K	4	0	0	0	0	1	4
21 Jason LaRue, R (1, 2) OBP: 0.298, SLG: 0.340			C FF 86 B CH 75 X CH 75 1-1 ① G5-3		B CU 67 X CU 70 1-0 ② G5-3			F CH 80 X SL 72 0-1 ① F8		2	0	0	0	0	0	0
24 Rick Ankiel, L (8, PH) OBP: 0.282, SLG: 0.388										1	0	0	0	0	0	0
19 Matt Pagnozzi, R (8, 2)										0	0	0	0	0	0	0
13 Brendan Ryan, R (1, 6) OBP: 0.338, SLG: 0.394			B CH 72 C CH 74 F FF 88 X CU 65 1-2 ② P4		F FF 87 B CH 83 F CH 81 X FF 88 1-2 ③ P3			B FF 89 C CH 75 X CH 81 1-1 22 G6-4-3 1B		3	0	1	0	0	0	0
30 John Smoltz, R (1, 1) OBP: 0.125, SLG: 0.067			B SI 88 C SL 74 C SL 73 C FF 90 1-3 ③ K			C CU 68 S CH 81 S FF 88 0-3 ① K		C CH 82 B SI 88 X CH 83 1-1 ② ③ G6-4-3 1-2f		1	0	0	0	0	1	0
36 Dennys Reyes, R (5, 1)										0	0	0	0	0	0	0
22 Joe Thurston, L (6, PH) OBP: 0.316, SLG: 0.332										2	0	0	0	0	1	1
(6, 4)																
Inning Stats	R: 0 E: 0 K: 1 S: 10 H: 0 LOB: 0 BB: 0 P: 13	R: 0 E: 0 K: 1 S: 5 H: 0 LOB: 0 BB: 0 P: 6	R: 0 E: 0 K: 1 S: 8 H: 0 LOB: 0 BB: 0 P: 11	R: 1 E: 0 K: 2 S: 15 H: 2 LOB: 1 BB: 0 P: 24	R: 0 E: 0 K: 0 S: 7 H: 0 LOB: 0 BB: 0 P: 10	R: 0 E: 0 K: 1 S: 6 H: 0 LOB: 0 BB: 0 P: 8	R: 0 E: 0 K: 0 S: 11 H: 1 LOB: 1 BB: 0 P: 17	R: 0 E: 0 K: 0 S: 6 H: 1 LOB: 0 BB: 0 P: 8	R: 0 E: 0 K: 1 S: 19 H: 1 LOB: 3 BB: 2 P: 32	1B: 3 2B: 2 3B: 0 HR: 0 SF: 0 SAC: 0 DP: 1 HBP: 0						

	AB	31
	R	1
	H	5
	RBI	1
	BB	2
	SO	7
	LOB	11

WP: 0 PA: 33
PB: 0
SB: 0
CS: 0

PITCHER		IP	WLS	BF	H	R	ER	SO	BB	IBB	HBP	BLK	WP	HR	S	P	ERA	WHIP
61 Bronson Arroyo, R ERA: 3.84	(1, 1)	8.1	W	29	4	1	1	6	1	0	0	0	0	0	76	111	1.08	0.600
40 Nick Masset, R ERA: 2.44	(9, 1)	0.2		4	1	0	0	1	1	0	0	0	0	0	11	18	0.00	3.000

PITCHER	IP	WLS	BF	H	R	ER	SO	BB	IBB	HBP	BLK	WP	HR	S	P	ERA	WHIP

BOTTOM

St. Louis Cardinals @ Cincinnati Reds

Great American Ball Park, Cincinnati, OH

Wed Sep 30 2009, 7:10 PM EDT
Att. 11,930 - Partly Cloudy - 60 F

livebaseballscorecards.com

Batter	1	2	3	4	5	6	7	8	9	AB	R	H	RBI	BB	SO	LOB
6 Drew Stubbs, R (1, 8) OBP: 0.315, SLG: 0.442	X FF 91 0-0 ① F9	B SL 84 D SL 85 B FF 90 C FF 90 B FF 90 4-1 1-2 2-3 3-H BB	C CU 76 F CU 75 B FF 91 B CU 76 X FF 90 2-2 7 S 1B			B SI 91 C SI 90 B SL 84 X SI 90 2-1 ① F8		C SI 87 B SI 86 B CU 77 X SI 85 2-1 1B		4	0	2	1	1	0	0
7 Paul Janish, R (1, 6) OBP: 0.297, SLG: 0.308	C FF 91 S SL 85 B SL 84 X SL 82 1-2 ② P5	F FF 90 F SL 84 S SL 84 0-3 ② K	C FF 89 X SL 83 0-1 ③ F7 1-2			C SI 90 X SL 83 0-1 19 G6-3 2B		C SI 86 F CU 75 X CU 77 0-2 ③ F7		5	0	1	0	0	1	5
19 Joey Votto, L (1, 3) OBP: 0.409, SLG: 0.561	B CU 75 S CU 75 B CU 74 X FF 91 2-1 2B	T SL 82 B CU 76 F CU 75 B FF 90 D CU 77 F SL 82 F FF 90 X SL 81 3-2 ③ P6		C FF 90 B FS 82 X FS 82 1-1 ① G3		X SI 91 0-0 ② G6-3 2-3				4	0	1	0	0	0	4
4 Brandon Phillips, R (1, 4) OBP: 0.333, SLG: 0.451	D SL 85 X SL 83 1-0 ③ F9		B FF 91 F FF 91 B SL 86 F SL 85 B FF 90 B SL 83 4-2 27 2B 17 HR BB	X CU 76 0-0 ② F8		F SI 91 B CU 81 X CU 82 1-1 ③ F8				3	1	0	0	1	0	2
27 Scott Rolen, R (1, 5) OBP: 0.367, SLG: 0.448		C FF 91 C FF 90 B FF 90 B SL 83 B FF 89 B SL 82 4-2 32 BB 29 1B BB	1 SAFE X FF 90 0-0 17 HR 1-3 2B	C FS 88 X FS 88 0-1 ③ L4			B SI 88 F SI 90 B SL 82 B SI 88 X FF 88 3-1 ① G5-3			3	2	1	0	1	0	0
32 Jay Bruce, L (1, 9) OBP: 0.303, SLG: 0.474		C CU 76 B FF 90 S SL 87 B SL 86 B SL 84 B FS 84 4-2 61 1B 29 1B 6 BB 1-2 BB	B CU 74 B SL 86 B SL 83 B FF 90 4-0 17 HR BB		C SI 88 X CH 82 0-1 ① G4-3		X SI 89 0-0 ② L8			2	2	0	0	2	0	0
17 Laynce Nix, L (1, 7) OBP: 0.289, SLG: 0.475		S CU 76 F SL 83 F FS 85 D FF 90 C FF 90 1-3 ① K	S CU 75 S CU 75 X CU 75 0-2 1-H 2-H 3-H HR		X CH 83 0-0 ② L8		B SI 90 X SI 90 1-0 ③ F7			4	1	1	4	0	1	2
29 Ryan Hanigan, R (1, 2) OBP: 0.364, SLG: 0.336		S SL 85 B SL 83 B FF 91 S SL 85 F SL 84 B FF 91 X SL 84 3-2 6 BB 61 1B 1-2 2-H 1B	B FF 91 F FF 90 X CU 76 1-1 ① G6-3		B SI 88 B SI 88 B SI 88 C SI 88 B SI 89 4-1 BB			B CH 85 C SI 86 F SI 86 F SI 86 B CU 77 X CH 85 2-2 ① P2		3	0	1	1	1	0	0
61 Bronson Arroyo, R (1, 1) OBP: 0.113, SLG: 0.161 40 Nick Masset, R (9, 1)		L SL 83 C SL 84 X SL 84 0-2 6 BB 1-2 2-3 1B	C FF 89 F FF 89 S CU 74 0-3 ② K		S SI 89 B SI 89 F SI 89 S CH 84 1-3 ③ K			F SI 86 C CU 76 B CU 76 X SI 86 1-2 ② F9		4 0	0 0	1 0	0 0	0 0	2 0	1 0
Inning Stats	R: 0 E: 0 K: 0 S: 7 H: 1 LOB: 1 BB: 0 P: 11	R: 2 E: 0 K: 2 S: 24 H: 2 LOB: 3 BB: 3 P: 43	R: 4 E: 0 K: 1 S: 16 H: 3 LOB: 1 BB: 2 P: 27	R: 0 E: 0 K: 0 S: 5 H: 0 LOB: 0 BB: 0 P: 6	R: 0 E: 0 K: 1 S: 7 H: 0 LOB: 1 BB: 1 P: 12	R: 0 E: 0 K: 0 S: 7 H: 1 LOB: 1 BB: 0 P: 10	R: 0 E: 0 K: 0 S: 4 H: 0 LOB: 0 BB: 0 P: 8	R: 0 E: 0 K: 0 S: 12 H: 1 LOB: 1 BB: 0 P: 17		1B: 4 2B: 3 3B: 0 HR: 1 SF: 0 SAC: 0 DP: 0 HBP: 0					WP: 0 PB: 0 SB: 1 CS: 0 PA: 38	

	AB	32
	R	6
	H	8
	RBI	6
	BB	6
	SO	4
	LOB	14

PITCHER		IP	WLS	BF	H	R	ER	SO	BB	IBB	HBP	BLK	WP	HR	S	P	ERA	WHIP
30 John Smoltz, R ERA: 6.35	(1, 1)	4.0	L	23	6	6	6	3	5	0	0	0	0	1	52	87	13.50	2.750
36 Dennys Reyes, L ERA: 3.12	(5, 1)	1.0		4	0	0	0	1	1	0	0	0	0	0	7	12	0.00	1.000
52 Josh Kinney, R ERA: 9.42	(6, 1)	2.0		7	1	0	0	0	0	0	0	0	0	0	11	18	0.00	0.500
48 Brad Thompson, R ERA: 4.92	(8, 1)	1.0		4	1	0	0	0	0	0	0	0	0	0	12	17	0.00	1.000

PITCHER		IP	WLS	BF	H	R	ER	SO	BB	IBB	HBP	BLK	WP	HR	S	P	ERA	WHIP

St. Louis Cardinals @ Cincinnati Reds

Great American Ball Park, Cincinnati, OH

Thu Oct 01 2009, 12:35 PM EDT

Att. 11,860 - Partly Cloudy - 56 F

TOP

livebaseballscorecards.com

Batter	1	2	3	4	5	6	7	8	9	AB	R	H	RBI	BB	SO	LOB
55 Skip Schumaker, L (1, 4) OBP: 0.365, SLG: 0.394	C SI 91 B SI 92 B CH 88 S CH 87 F SI 93 X CH 86 2-2 G4-3 ①	B SI 91 B CH 86 F CH 85 B FF 89 C SI 90 X CH 85 3-2 G6-3 ②		B FF 89 B CH 78 B FF 87 B FC 88 4-0 BB	X SI 91 0-0 G6-3 ③		C SI 90 X FF 91 0-1 28 1B 1-2 1B		B SC 71 F SI 82 B SL 73 F CH 74 B SC 63 F SC 66 T SC 65 3-2 K ①	4	0	1	0	1	0	1
3 Khalil Greene, R (9, PH) 22 Joe Thurston, L (9, 7) OBP: 0.316, SLG: 0.332										1	0	0	0	0	1	0
										0	0	0	0	0	0	0
28 Colby Rasmus, L (1, 8) OBP: 0.308, SLG: 0.414	B SI 93 S SI 92 B CU 80 F CH 86 B SI 93 T CH 88 3-2 K ②	B SI 92 X CH 85 1-0 F8 ③		B FC 87 X FF 87 1-0 G1-3 ③		F SI 92 C SI 93 C SI 93 0-3 K ①	B FC 92 X FF 91 1-0 1-2 2-3 1B		B SI 84 B SI 83 B SI 82 C SI 81 B SI 81 4-1 19 G3 23 1B BB	5	1	1	0	1	2	1
5 Albert Pujols, R (1, 3) OBP: 0.445, SLG: 0.663	C SI 93 S CH 88 F CH 88 B SI 93 B SI 93 F CH 87 F CH 87 F SL 84 B CU 79 3-2 G6-3 ③		C SI 90 F CH 85 B CU 76 F CH 84 B SI 90 F SL 83 B SI 92 F CH 86 D CH 85 4-2 8 FC6-5 15 1B BB		B CH 77 B FC 88 X SL 82 2-0 G6-3 ①	C SL 80 B SL 82 B SL 84 C SL 81 B FF 95 B FF 94 4-2 24 1B 8 2B BB	C SL 83 X FF 92 0-1 F3 ①		X SL 75 0-0 G3 ② 1-2	3	1	0	0	2	0	3
30 Jason Motte, R (7, 1) 46 Kyle McClellan, R (8, 1) 19 Matt Pagnozzi, R (9, PH) (9, 3)										0	0	0	0	0	0	0
										0	0	0	0	0	0	0
										1	0	0	0	0	0	1
15 Matt Holliday, R (1, 7) OBP: 0.390, SLG: 0.514		B SI 91 B CH 86 F CH 88 B CH 88 F SI 92 F CH 86 X SI 92 3-2 G6-3 ①	1 SAFE X SI 90 0-0 8 FC6-5 1-2 1B		F FC 88 B CH 77 B CH 79 B FF 89 B FC 83 4-1 24 BB 4 1B BB	F SI 92 S SI 92 F SI 92 T FC 93 0-2 K ②	C SL 82 S FF 92 B FC 93 S FC 94 1-3 K ②		B CH 73 S CH 75 X SC 68 1-1 2-H 1B	3	1	1	0	1	1	1
53 Blake Hawksworth, R (6, 1) 23 David Freese, R (7, PH) OBP: 0.276, SLG: 0.423 (7, 3) 43 Trever Miller, R (9, 1)										0	0	0	0	0	0	0
										2	0	1	1	0	1	3
										0	0	0	0	0	0	0
24 Rick Ankiel, L (1, 9) OBP: 0.286, SLG: 0.391		B SI 92 C SI 92 X CH 86 1-1 8 1B 2B	C FF 88 C FC 89 F FC 88 S FC 88 0-3 K ①		C FC 87 D FF 87 B CH 78 F FC 86 F FC 87 1 SAFE B FC 87 F FF 87 B FC 87 4-2 4 1B 13 1B 1-2 BB	F FF 92 F FF 93 X FF 94 0-2 8 2B 21 1B 1-2 1B	B FC 92 S FC 93 X FF 92 1-1 F9 ③		C SI 85 F FF 83 B SL 75 F SL 73 X SI 86 1-2 P2 ③	5	3	2	0	1	1	6
8 Troy Glaus, R (1, 5) OBP: 0.269, SLG: 0.292		B SI 91 B SI 90 S CH 85 B CH 85 X SI 91 3-1 13 HBP 4 1B 29 HR 2-H 1B	B FF 89 B SL 77 X FF 84 2-0 FC6-5 4 FC6-4 1-2 2-3f		X FC 88 0-0 L9 ②	C SL 82 B FF 93 B SL 83 B SL 84 X FC 93 3-1 21 1B 1-3 2-H 2B		B FF 89 C FF 88 B FF 90 X FF 88 2-1 F9 ①		5	2	2	2	0	0	4
4 Yadier Molina, R (1, 2) OBP: 0.366, SLG: 0.383 21 Jason LaRue, R (5, 2) OBP: 0.302, SLG: 0.343		B CH 84 S SI 91 X SI 92 1-1 13 HBP 29 HR 1-2 1B	C FF 87 X CH 78 0-1 FC6-4 ③ 1-2f		B SL 77 X FF 87 1-0 13 1B 29 2B 1-3 2-H 1B	C SI 91 B SI 92 S SI 91 B SI 91 F SI 92 X SL 83 2-2 13 FC5-4 2-H 3-H 1B		B FF 90 S FF 89 F FF 90 B CH 84 X CH 82 2-2 G5-3 ②		3	2	2	1	0	0	2
										2	0	1	2	0	0	0
13 Brendan Ryan, R (1, 6) OBP: 0.340, SLG: 0.393 27 Tyler Greene, R (7, 6) OBP: 0.263, SLG: 0.324		H CU 76 1-0 29 HR 1-2 2-3 HBP		B FC 89 F FF 89 X CH 77 1-1 F9 ①	X FF 87 0-0 29 2B 1-2 3-H 1B	X SI 91 0-0 FC5-4 ③ 1-2f		F FF 90 B FF 90 F CH 83 B CH 83 X CH 83 2-2 1B		3	2	1	1	0	0	1
										1	0	1	0	0	0	0
29 Chris Carpenter, R (1, 1) OBP: 0.212, SLG: 0.270 12 Julio Lugo, R (6, 4) OBP: 0.349, SLG: 0.408		X FC 89 0-0 1-H 2-H 3-H HR		B FC 88 B FF 88 F FC 86 S FC 87 B FC 88 X FC 87 3-2 P4 ②	B FC 87 X FC 87 1-0 1-H 2-H 2B		C SI 90 B SL 83 B FF 89 B SI 90 B FC 91 4-1 28 1B 55 1B BB	D FF 90 C FF 89 D CH 82 B FF 90 F FF 89 F FF 90 X FF 90 3-2 G5-3 ③		3	1	2	6	0	0	0
										1	0	0	0	1	0	1
Inning Stats	R: 0 E: 0 K: 1 S: 14 H: 0 LOB: 0 BB: 0 P: 22	R: 5 E: 0 K: 0 S: 15 H: 4 LOB: 0 BB: 0 P: 28	R: 0 E: 0 K: 1 S: 13 H: 1 LOB: 2 BB: 1 P: 19	R: 0 E: 0 K: 0 S: 6 H: 0 LOB: 1 BB: 1 P: 15	R: 4 E: 0 K: 0 S: 11 H: 3 LOB: 1 BB: 2 P: 23	R: 3 E: 0 K: 2 S: 19 H: 3 LOB: 1 BB: 1 P: 28	R: 0 E: 0 K: 1 S: 11 H: 2 LOB: 3 BB: 1 P: 18	R: 0 E: 0 K: 0 S: 12 H: 1 LOB: 1 BB: 0 P: 21	R: 1 E: 0 K: 1 S: 12 H: 1 LOB: 1 BB: 1 P: 21	1B: 11 2B: 3 3B: 0 HR: 1 SF: 0 SAC: 0 DP: 0 HBP: 1						

	AB	42
	R	13
	H	15
	RBI	13
	BB	7
	SO	6
	LOB	24

WP: 0 PB: 0 SB: 0 CS: 0 PA: 50

PITCHER		IP	WLS	BF	H	R	ER	SO	BB	IBB	HBP	BLK	WP	HR	S	P	ERA	WHIP
38 Kip Wells, R ERA: 5.33	(1, 1)	2.0	L	13	5	5	5	1	1	0	1	0	0	1	35	60	22.50	3.000
33 Micah Owings, R ERA: 5.34	(3, 1)	2.2		14	3	4	4	1	3	0	0	0	0	0	23	46	13.50	2.250
50 Pedro Viola, L ERA: 6.0	(5, 1)	0.2		2	0	0	0	1	0	0	0	0	0	0	4	4	0.00	0.000
46 Carlos Fisher, R ERA: 4.56	(6, 1)	1.2		12	5	3	3	2	2	0	0	0	0	0	27	43	16.20	4.200
58 Ramon Ramirez, R ERA: 3.97	(8, 1)	1.0		4	1	0	0	0	0	0	0	0	0	0	12	21	0.00	1.000

PITCHER		IP	WLS	BF	H	R	ER	SO	BB	IBB	HBP	BLK	WP	HR	S	P	ERA	WHIP
52 Daniel Herrera, L ERA: 3.06	(9, 1)	1.0		5	1	1	1	1	1	0	0	0	0	0	12	21	9.00	2.000

BOTTOM

St. Louis Cardinals @ Cincinnati Reds

Great American Ball Park, Cincinnati, OH

Thu Oct 01 2009, 12:35 PM EDT

Att. 11,860 - Partly Cloudy - 56 F

Batter	1	2	3	4	5	6	7	8	9	AB	R	H	RBI	BB	SO	LOB
6 Drew Stubbs, R (1, 8) OBP: 0.313, SLG: 0.438	C SI 89 C CU 72 B CU 73 B SI 92 X SI 92 2-2 ① G5-3		B FC 90 S FC 89 X SI 94 1-1 ② 15 BB 2-3 1B		X FC 88 0-0 ② G1-6-3		C FF 97 S CU 81 S FF 97 0-3 ③ K			4	0	1	0	0	1	1
58 Ramon Ramirez, R (8, 1)										0	0	0	0	0	0	0
52 Daniel Herrera, L (9, 1)										0	0	0	0	0	0	0
15 Drew Sutton, S (1, 6) OBP: 0.301, SLG: 0.354	C SI 92 B FC 88 B CH 87 S FC 88 C FC 88 2-3 ② K		S FC 90 B SI 95 1 SAFE B CH 88 F FC 90 F FC 90 D SI 88 F FC 90 B SI 96 4-2 ② 1-2 BB		B CU 75 B FC 87 C SI 94 F SI 94 S CU 75 2-3 ③ K			X SI 90 0-0 ① G6-3		2	0	0	0	1	2	0
46 Carlos Fisher, R (6, 1)										0	0	0	0	0	0	0
16 Darnell McDonald, R (8, 8) OBP: 0.299, SLG: 0.386										1	0	0	0	0	0	0
19 Joey Votto, L (1, 3) OBP: 0.408, SLG: 0.559	B FC 87 B SI 95 S FC 88 B SI 94 F SI 95 X FC 90 3-2 ③ G3		F CH 88 B FC 90 F FC 90 1 SAFE S CH 88 1-3 ③ K			F SI 92 F CH 82 B SI 92 B SI 90 F SI 93 B SI 94 F SI 93 F SI 93 B FF 94 4-2 64 G5-3 BB		B SI 90 X SI 91 1-0 ② G6-3		2	0	0	0	0	1	2
60 Kevin Barker, L (6, PH) OBP: 0.353, SLG: 0.400										1	0	0	0	1	0	0
(7, 3)																
4 Brandon Phillips, R (1, 4) OBP: 0.331, SLG: 0.448		B FC 86 X SI 93 1-0 ① P4		F FC 87 B FC 88 S FC 88 B SI 94 X SI 94 2-2 ① G4-3		C SI 92 X CH 84 0-1 ① L5		F FF 91 X SL 89 0-1 ③ G4-3		4	0	0	0	0	0	1
7 Paul Janish, R (9, 6) OBP: 0.297, SLG: 0.308										0	0	0	0	0	0	0
27 Scott Rolen, R (1, 5) OBP: 0.369, SLG: 0.449		C SI 94 H CU 74 1-1 HBP		C SI 94 F SI 95 X SI 95 0-2 32 E 1B		X SI 92 0-0 ② G5-3 1-2			F FF 85 S SL 75 B SL 73 B SL 75 H SI 86 3-2 23 1B HBP	1	0	1	0	0	0	0
64 Juan Francisco, L (6, PH) OBP: 0.500, SLG: 0.579										1	0	0	0	0	0	1
(7, 5)																
32 Jay Bruce, L (1, 9) OBP: 0.300, SLG: 0.469		B SI 93 C FC 86 F FC 88 B CU 74 F CU 73 C SI 94 2-3 ② K		F FC 88 F FC 90 F CU 75 B FC 87 D FC 86 F FC 88 F CU 74 F CU 74 B SI 94 3-2 X SI 84 E6 1-2		B SI 93 S CH 83 B SI 93 X CH 83 2-1 ③ G4-3			C SI 86 X SL 78 0-1 ① L9	4	0	0	0	0	1	4
31 Jonny Gomes, R (1, 7) OBP: 0.338, SLG: 0.540		S FC 88 S CU 75 B SI 94 D FC 87 S FC 88 2-3 ③ K		B FC 89 C FC 90 B FC 90 C FC 90 X FC 89 2-2 ② L7			S FF 95 B CU 82 F FF 94 B FF 95 X SI 88 2-2 ① G6-3		C FF 88 C FF 88 B SL 77 S FF 86 1-3 ② K	2	0	0	0	0	1	3
21 Chris Dickerson, L (7, 7) OBP: 0.370, SLG: 0.373										2	0	0	0	0	1	1
37 Corky Miller, R (1, 2) OBP: 0.283, SLG: 0.269			B SI 92 B SI 93 B SI 92 C SI 92 C SI 93 F SI 94 X SI 94 3-2 ① G6-3	X SI 94 0-0 ③ G5-3			B FF 95 B FF 94 F FF 93 F FF 94 X SI 90 2-2 1B	X SI 86 0-0 1-2 1B		2	0	0	0	0	0	2
50 Pedro Viola, R (5, 1)										0	0	0	0	0	0	0
23 Adam Rosales, R (6, 6) OBP: 0.304, SLG: 0.319										2	0	2	0	0	0	0
(9, 4)																
38 Kip Wells, R (1, 1) OBP: 0.091, SLG: 0.091			F SI 95 X SI 95 0-1 6 1B 2B		C SI 90 B FC 87 B FC 88 C SI 93 S FC 88 2-3 ① K		B FF 96 F FF 94 X CU 79 1-1 ② F7		B SI 87 B SI 86 X FF 87 2-0 ③ G4-3	0	0	0	0	0	0	0
33 Micah Owings, R (3, 1) OBP: 0.281, SLG: 0.537										1	0	1	0	0	0	0
29 Ryan Hanigan, R (5, 2) OBP: 0.360, SLG: 0.332										3	0	0	0	0	1	3

	AB	32
	R	0
	H	5
	RBI	0
	BB	2
	SO	8
	LOB	18

livebaseballscorecards.com

Inning Stats	1	2	3	4	5	6	7	8	9
	R: 0 E: 0 K: 1 S: 9 H: 0 LOB: 0 BB: 0 P: 16	R: 0 E: 0 K: 2 S: 9 H: 0 LOB: 1 BB: 0 P: 15	R: 0 E: 0 K: 1 S: 15 H: 2 LOB: 2 BB: 1 P: 24	R: 0 E: 1 K: 0 S: 17 H: 1 LOB: 2 BB: 0 P: 24	R: 0 E: 0 K: 2 S: 7 H: 0 LOB: 0 BB: 0 P: 11	R: 0 E: 0 K: 0 S: 10 H: 0 LOB: 1 BB: 1 P: 16	R: 0 E: 0 K: 1 S: 11 H: 1 LOB: 1 BB: 0 P: 16	R: 0 E: 0 K: 0 S: 4 H: 0 LOB: 0 BB: 0 P: 5	R: 0 E: 0 K: 1 S: 9 H: 1 LOB: 2 BB: 0 P: 15

	1B: 4	SF: 0	WP: 0	PA: 36
	2B: 1	SAC: 0	PB: 0	
	3B: 0	DP: 0	SB: 0	
	HR: 0	HBP: 2	CS: 0	

PITCHER		IP	WLS	BF	H	R	ER	SO	BB	IBB	HBP	BLK	WP	HR	S	P	ERA	WHIP
29 Chris Carpenter, R ERA: 2.24	(1, 1)	5.0	W	20	3	0	0	6	1	0	1	0	0	0	57	90	0.00	0.800
53 Blake Hawksworth, R ERA: 2.13	(6, 1)	1.0		4	0	0	0	0	1	0	0	0	0	0	10	16	0.00	1.000
30 Jason Motte, R ERA: 4.66	(7, 1)	1.0		4	1	0	0	1	0	0	0	0	0	0	11	16	0.00	1.000
46 Kyle McClellan, R ERA: 2.71	(8, 1)	1.0		3	0	0	0	0	0	0	0	0	0	0	4	5	0.00	0.000
43 Trever Miller, L ERA: 2.09	(9, 1)	1.0		5	1	0	0	1	0	0	1	0	0	0	9	15	0.00	1.000

PITCHER	IP	WLS	BF	H	R	ER	SO	BB	IBB	HBP	BLK	WP	HR	S	P	ERA	WHIP

Pittsburgh Pirates @ Cincinnati Reds

Great American Ball Park, Cincinnati, OH

Fri Oct 02 2009, 7:10 PM EDT

Att. 16,288 - Clear - 63 F

TOP

livebaseballscorecards.com

Batter	1	2	3	4	5	6	7	8	9	AB	R	H	RBI	BB	SO	LOB
22 Andrew McCutchen, R (1, 8) OBP: 0.358, SLG: 0.471	B SI 84 C FF 84 B SL 79 B FF 85 B FF 84 4-1 15 S BB		C FF 84 X CH 80 0-1 15 1B 1-3 2B		C SL 78 F FC 84 F FC 85 S CU 74 0-3 ② K			C FF 92 B CH 87 C CH 86 S FF 92 1-3 ② K		3	1	1	0	1	2	0
15 Andy LaRoche, R (1, 5) OBP: 0.334, SLG: 0.404	1 SAFE B SI 86 B SI 86 B FF 85 C FF 86 B SL 81 4-1 41 L3 1-2 BB		C SL 80 X CU 73 0-1 ① 2-H 3-H 1B		B SL 78 X SL 79 1-0 ③ F8			C FF 92 B FF 92 F CH 87 X FF 93 1-2 ③ 1B		3	0	2	2	1	0	0
46 Garrett Jones, L (1, 3) OBP: 0.370, SLG: 0.573	C FF 88 S CU 71 D CU 74 B CH 81 F CU 71 B FF 87 X SI 87 3-2 ① F9		B SL 80 B FF 85 F CH 79 B FF 86 X FF 86 3-1 ② F8			C CH 79 B FF 84 C SL 79 F SI 85 F FC 84 X CU 72 1-2 ① P5			X FF 94 0-0 ① P5	4	0	0	0	0	0	2
41 Ryan Doumit, S (1, 2) OBP: 0.299, SLG: 0.414	B CH 81 C FF 87 D CU 72 F FF 86 F CU 72 B FF 86 F CH 81 X SI 87 3-2 ②③ L3 1-1		C CU 71 X CU 71 0-1 ③ F8			B CU 69 B CH 79 B FF 84 C SI 84 F CH 80 C CU 72 3-3 ② K			B FF 94 C FS 86 F FS 86 C SL 84 1-3 ② K	4	0	0	0	0	2	2
85 Lastings Milledge, R (1, 7) OBP: 0.331, SLG: 0.383		C FF 84 C FC 83 B CU 73 X FC 86 1-2 44 S 1B		B SL 77 C SL 78 F FF 87 X CU 74 1-2 HR		C CU 71 F SL 78 F FF 85 B CU 74 B CU 74 B FF 86 X FF 87 3-2 ③ F9			X FF 94 0-0 ③ F7	4	1	2	1	0	0	0
44 Brandon Moss, L (1, 9) OBP: 0.296, SLG: 0.364		F FF 86 F FF 85 F CH 81 1 SAFE F CU 72 F FF 86 B CU 72 B FF 86 1 SAFE 2-3 ① S CU 73 K 1-2		X FF 84 0-0 ① F8			X SI 91 0-0 ① G4-3			3	0	0	0	0	1	1
24 Delwyn Young, S (1, 4) OBP: 0.324, SLG: 0.372		C FC 82 B FF 86 T CU 72 B CU 74 F FC 86 F CU 73 X FF 87 2-2 ② P5		C FF 84 F CU 71 B CH 82 B FC 84 X SI 84 2-2 ② G4-3			B SI 92 C FF 91 F CH 87 B SI 93 F SI 92 C SI 94 2-3 ② K			3	0	0	0	0	1	1
5 Ramón Vázquez, L (1, 6) OBP: 0.338, SLG: 0.281		D CU 73 C FF 87 D CU 73 S CH 81 S CU 74 2-3 ③ K		B CH 80 S CH 79 T FF 85 F CH 80 F FF 86 B CU 69 T CU 72 2-2 ③ K			C SI 93 C SL 80 S SL 80 0-3 ③ K			3	0	0	0	0	3	1
34 Daniel McCutchen, R (1, 1) OBP: 0.167, SLG: 0.091 43 Jesse Chavez, R (7, 1) 23 Robinzon Diaz, R (8, PH) OBP: 0.301, SLG: 0.352 52 Joel Hanrahan, R (8, 1) 55 Matt Capps, R (9, 1)			B FF 83 B FF 83 B FC 83 C FF 83 B FF 84 4-1 22 2B 15 1B BB		C FC 83 C SL 78 C CU 70 0-3 ① K			B FC 91 X FF 91 1-0 ① F9		1 0 1 0 0	1 0 0 0 0	0 0 0 0 0	0 0 0 0 0	1 0 0 0 0	1 0 0 0 0	0 0 0 0 0

Inning Stats	1	2	3	4	5	6	7	8	9	1B	SF	WP	PA
	R: 0 E: 0 K: 0 S: 11	R: 0 E: 0 K: 2 S: 17	R: 2 E: 0 K: 0 S: 9	R: 1 E: 0 K: 1 S: 12	R: 0 E: 0 K: 2 S: 8	R: 0 E: 0 K: 1 S: 11	R: 0 E: 0 K: 2 S: 8	R: 0 E: 0 K: 1 S: 7	R: 0 E: 0 K: 1 S: 5	1B: 3 2B: 2 3B: 0 HR: 1	SF: 0 SAC: 0 DP: 1 HBP: 0	WP: 0 PB: 0 SB: 2 CS: 0	PA: 32
	H: 0 LOB: 1 BB: 2 P: 25	H: 1 LOB: 1 BB: 0 P: 24	H: 2 LOB: 0 BB: 1 P: 16	H: 1 LOB: 0 BB: 0 P: 17	H: 0 LOB: 0 BB: 0 P: 9	H: 0 LOB: 0 BB: 0 P: 18	H: 0 LOB: 0 BB: 0 P: 10	H: 1 LOB: 1 BB: 0 P: 10	H: 0 LOB: 0 BB: 0 P: 6				

PITCHER		IP	WLS	BF	H	R	ER	SO	BB	IBB	HBP	BLK	WP	HR	S	P	ERA	WHIP
62 Justin Lehr, R ERA: 5.37	(1, 1)	6.0	L	23	4	3	3	6	3	0	0	0	0	1	68	109	4.50	1.167
50 Pedro Viola, L ERA: 5.14	(7, 1)	1.0		3	0	0	0	2	0	0	0	0	0	0	8	10	0.00	0.000
51 Jared Burton, R ERA: 4.53	(8, 1)	1.0		3	1	0	0	1	0	0	0	0	0	0	7	10	0.00	1.000
40 Nick Masset, R ERA: 2.41	(9, 1)	1.0		3	0	0	0	1	0	0	0	0	0	0	5	6	0.00	0.000

PITCHER	IP	WLS	BF	H	R	ER	SO	BB	IBB	HBP	BLK	WP	HR	S	P	ERA	WHIP

AB	29
R	3
H	5
RBI	3
BB	3
SO	10
LOB	7

Batter	1	2	3	4	5	6	7	8	9	AB	R	H	RBI	BB	SO	LOB
6 Drew Stubbs, R (1, 8) OBP: 0.312, SLG: 0.439	X FF 89 0-0 ① F9		C SL 83 L SL 84 X CH 83 0-2 2B		F SL 82 B FF 91 X SL 82 1-1 ③ P3		B FF 94 S FF 93 S FF 94 B FF 93 C SL 83 2-3 ③ K			4	0	1	0	0	1	1
7 Paul Janish, R (1, 6) OBP: 0.296, SLG: 0.311	C FF 90 B FF 90 F CH 83 B FF 92 X CH 83 2-2 ② G6-3		2 SAFE B CH 82 C FF 90 X CH 83 1-1 ② G5-3			C SL 80 F FF 90 B SL 83 F FF 90 F SL 82 F SL 81 F FF 91 X SL 81 1-2 2B		C FF 94 B FF 94 S SL 84 X SL 85 1-2 ① F7		4	0	1	0	0	0	1
19 Joey Votto, L (1, 3) OBP: 0.406, SLG: 0.556	F SI 90 B FF 90 X CH 82 1-1 1B		S FF 90 B FF 91 F FF 90 X SI 90 1-2 ③ G6-3			B CH 82 F SI 89 B SI 90 X SI 88 2-1 ① F7		B FF 94 B FF 94 X FF 93 2-0 ② P6		4	0	1	0	0	0	2
4 Brandon Phillips, R (1, 4) OBP: 0.329, SLG: 0.445	F FF 90 1 SAFE S CH 81 1 SAFE D CH 81 S CH 82 1-3 ③ K			B FF 89 X FF 91 1-0 ① G6-3		C CH 81 F CH 82 F FF 90 S CH 82 0-3 ② K		B FF 95 B FF 93 F FF 95 F FF 95 B SL 85 T FF 95 3-2 ③ K		4	0	0	0	0	3	2
27 Scott Rolen, R (1, 5) OBP: 0.368, SLG: 0.447		B FF 89 B FF 88 B FF 89 C FF 89 X FF 89 3-1 ① G6-3		B SI 91 B FF 90 B FF 88 B FF 88 4-0 BB		B CH 82 X FF 90 1-0 ③ G4-3			B FF 92 C FF 92 F FF 92 X FF 93 1-2 ① P3	3	0	0	0	1	0	1
32 Jay Bruce, L (1, 9) OBP: 0.302, SLG: 0.471		C FF 90 B CH 82 B CH 83 B FF 90 F FF 89 B FF 89 4-2 BB		F FF 89 F FF 90 B FF 90 B CH 82 X CH 82 2-2 ② F9			B FF 89 S SI 90 B FF 89 C FF 89 T FF 90 2-2 ① K		X FF 92 0-0 2B	3	0	1	0	1	1	1
25 Wladimir Balentien, R (1, 7) OBP: 0.305, SLG: 0.385		C SL 81 B CH 82 S FF 88 X CH 80 1-2 ② F9		S SL 83 F FF 89 F SL 82 F FF 90 T SL 83 0-2 ③ K			C FF 91 X CH 84 0-1 HR		B SL 86 C SL 83 B SL 86 S SI 92 S SI 93 2-3 ② K	4	1	1	1	0	2	3
30 Craig Tatum, R (1, 2) OBP: 0.250, SLG: 0.221 17 Laynce Nix, L (7, PH) OBP: 0.291, SLG: 0.475 51 Jared Burton, R (8, 1) 40 Nick Masset, R (9, 1) 60 Kevin Barker, L (9, PH) OBP: 0.343, SLG: 0.387		F FF 90 B FF 90 X CH 82 1-1 ③ L6			B FF 89 X FF 88 1-0 ① G4-3		B FF 94 B CH 86 C FF 93 B FF 93 F FF 93 B FF 93 4-2 BB		F FF 92 B SI 93 B FF 93 X SI 92 2-1 ③ G6-3	2 0 0 0 1	0 0 0 0 0	0 0 0 0 0	0 1 0 0 0	0 0 0 0 0	0 0 0 0 0	1 0 0 0 1
62 Justin Lehr, R (1, 1) OBP: 0.130, SLG: 0.136 50 Pedro Viola, R (7, 1) 64 Juan Francisco, L (7, PH) OBP: 0.478, SLG: 0.550 37 Corky Miller, R (8, 2) OBP: 0.283, SLG: 0.269			C FF 89 T FF 91 F FF 91 B FF 92 X FF 91 1-2 ① F8		C FF 89 B SL 82 F SL 82 S FF 92 1-3 ② K		F FF 93 B FF 93 B FC 88 X FF 93 2-1 ② L7			2 0 1 0	0 0 0 0	0 0 0 0	0 0 0 0	1 0 0 0	0 0 0 0	0 0 1 0
Inning Stats	R: 0 H: 1 E: 0 LOB: 1 K: 1 BB: 0 S: 9 P: 13	R: 0 H: 0 E: 0 LOB: 1 K: 0 BB: 1 S: 9 P: 18	R: 0 H: 1 E: 0 LOB: 1 K: 0 BB: 0 S: 12 P: 15	R: 0 H: 0 E: 0 LOB: 1 K: 1 BB: 1 S: 9 P: 16	R: 0 H: 0 E: 0 LOB: 0 K: 1 BB: 0 S: 6 P: 9	R: 0 H: 1 E: 0 LOB: 1 K: 1 BB: 0 S: 14 P: 18	R: 1 H: 1 E: 0 LOB: 1 K: 2 BB: 1 S: 12 P: 22	R: 0 H: 0 E: 0 LOB: 0 K: 1 BB: 0 S: 7 P: 13	R: 0 H: 1 E: 0 LOB: 1 K: 1 BB: 0 S: 9 P: 14	1B: 1 SF: 0 2B: 3 SAC: 0 3B: 0 DP: 0 HR: 1 HBP: 0					WP: 0 PA: 35 PB: 0 SB: 0 CS: 0	

PITCHER		IP	WLS	BF	H	R	ER	SO	BB	IBB	HBP	BLK	WP	HR	S	P	ERA	WHIP
34 Daniel McCutchen, R ERA: 4.21	(1, 1)	6.1	W	25	4	1	1	5	2	0	0	0	0	1	64	96	1.42	0.947
43 Jesse Chavez, R ERA: 4.01	(7, 1)	0.2	H	3	0	0	0	1	1	0	0	0	0	0	7	15	0.00	1.500
52 Joel Hanrahan, R ERA: 4.78	(8, 1)	1.0	H	3	0	0	0	1	0	0	0	0	0	0	7	13	0.00	0.000
55 Matt Capps, R ERA: 5.8	(9, 1)	1.0	S	4	1	0	0	1	0	0	0	0	0	0	9	14	0.00	1.000

PITCHER	IP	WLS	BF	H	R	ER	SO	BB	IBB	HBP	BLK	WP	HR	S	P	ERA	WHIP

BOTTOM

Pittsburgh Pirates @ Cincinnati Reds

Great American Ball Park, Cincinnati, OH

Fri Oct 02 2009, 7:10 PM EDT

Att. 16,288 - Clear - 63 F

livebaseballscorecards.com

AB	32
R	1
H	5
RBI	1
BB	3
SO	8
LOB	14

Pittsburgh Pirates @ Cincinnati Reds

Great American Ball Park, Cincinnati, OH

Sat Oct 03 2009, 7:10 PM EDT

Att. 24,539 - Cloudy - 58 F

livebaseballscorecards.com

Batter	1	2	3	4	5	6	7	8	9	AB	R	H	RBI	BB	SO	LOB
22 Andrew McCutchen, R (1, 8) OBP: 0.361, SLG: 0.470	B FF 92 B FF 91 B SL 81 C FF 90 B SI 91 4-1 15 2B BB	B SL 83 X FF 91 1-0 ③ P6			B SL 81 C FF 93 B FF 92 C SL 82 X SL 86 2-2 15 FC6-4 1B		F SL 81 B SL 84 S CH 87 F CH 87 B CH 86 B SL 84 B FF 92 4-2 15 S BB		C FF 94 B FF 95 B SL 87 B SL 85 C FF 94 T FF 94 3-2 ③ K	3	1	1	0	2	1	0
15 Andy LaRoche, R (1, 5) OBP: 0.333, SLG: 0.405	B FF 90 B SI 91 C FF 91 X SI 90 2-1 24 1B 1-H 2B		B CH 88 X SL 86 1-0 ① G1-3		C SL 83 B FF 91 B F SL 83 F F SI 93 F FF 93 F SL 83 X SL 85 2-2 ③ FC6-4 1-2f		C FF 91 B FF 91 F CH 86 X FC 91 1-2 ② F7 1-2			4	0	1	1	0	0	2
46 Garrett Jones, L (1, 3) OBP: 0.371, SLG: 0.571	B SI 92 C SI 91 B CH 84 D CH 83 C FF 92 X FF 92 3-2 ① F8		B CH 80 X 1-0 ② G3			C CH 85 B FF 90 X FF 92 1-1 44 BB 24 HR 1B	C SI 84 F SI 82 B SL 76 B SL 74 D SL 74 F SC 68 B SL 75 4-2 BB			3	1	1	0	1	0	1
85 Lastings Milledge, R (1, 7) OBP: 0.326, SLG: 0.377	S SL 82 B SI 91 C SI 92 B SL 84 F FF 92 X SL 82 2-2 ② L8		C SL 81 X SI 93 0-1 ③ G4-3			F SI 90 X SI 90 0-1 ① L8	C FC 90 S SL 82 B FC 91 X FF 96 1-2 ③ G3-1			4	0	0	0	0	0	4
44 Brandon Moss, L (1, 9) OBP: 0.300, SLG: 0.363	B SL 83 C FF 91 F CH 82 B FF 92 D SL 84 B FF 93 4-2 24 1B BB			B CH 87 B CH 78 C SI 90 B FF 91 B CH 88 4-1 35 CS BB		B FF 91 F SI 90 B CH 80 B FF 91 B SI 90 4-1 24 HR 1-2 BB		C FF 93 X FS 88 0-1 ① F8		1	1	0	0	3	0	0
24 Delwyn Young, S (1, 4) OBP: 0.328, SLG: 0.385	B SI 91 X CH 83 1-0 1-2 2-3 1B			C SI 92 X SL 81 0-1 ① P6		B SL 82 C CH 82 F FF 91 X SL 83 1-2 1-H 2-H HR		C FF 94 B FF 93 F FS 86 B SI 94 X FS 89 2-2 35 G5-4-3 1B		4	1	3	3	0	0	1
35 Jason Jaramillo, S (1, 2) OBP: 0.309, SLG: 0.364	F FF 93 S FF 93 S FF 93 0-3 ③ K			F FF 91 B CH 79 S CH 82 B FF 92 B FF 93 C SL 84 3-3 ②③ K 1-2		C CH 82 B FF 92 S FF 93 B FF 92 B FF 93 F SL 84 S SL 83 3-3 ② K		B FF 95 X SI 92 1-0 ②③ G5-4-3 1-2f		4	0	0	0	0	3	5
5 Ramón Vázquez, L (1, 6) OBP: 0.332, SLG: 0.276		F CH 87 C SL 82 F FF 92 B SL 84 S SL 83 1-3 ① K			C CH 86 X SL 83 0-1 ① G5-3	B FF 93 C SL 82 B FF 93 C FF 93 B SL 85 F SL 85 F FF 93 F SL 85 C SL 84 3-3 ③ K			C FF 93 X FF 94 0-1 ① G4-3	4	0	0	0	0	2	0
57 Zach Duke, L (1, 1) OBP: 0.246, SLG: 0.233 34 Chris Bootcheck, R (6, 1) 18 Neil Walker, S (7, PH) OBP: 0.282, SLG: 0.229 58 Steven Jackson, R (7, 1) 61 Anthony Claggett, S (8, 1) 51 Steve Pearce, R (9, PH) OBP: 0.292, SLG: 0.354		C CH 88 X SL 82 0-1 ② G6-3			C CH 85 C FF 93 S SL 85 0-3 ② K		C FC 91 C CH 86 B SL 83 X CH 86 1-2 ① F8		C SL 86 B SL 87 B FF 94 C SL 85 X FF 94 2-2 ② P4	2 0 1 0 0 0 1	0 0 0 0 0 0 0	0 0 0 0 0 0 0	0 0 0 0 0 0 0	1 0 0 0 0 0 0	0 0 0 0 0 0 0	0 0 0 0 0 0 0
Inning Stats	R: 1 E: 0 K: 1 S: 16 H: 2 LOB: 3 BB: 2 P: 32	R: 0 E: 0 K: 1 S: 7 H: 0 LOB: 0 BB: 0 P: 9	R: 0 E: 0 K: 0 S: 4 H: 0 LOB: 0 BB: 0 P: 6	R: 0 E: 0 K: 1 S: 6 H: 0 LOB: 0 BB: 1 P: 13	R: 0 E: 0 K: 1 S: 15 H: 1 LOB: 1 BB: 0 P: 19	R: 3 E: 0 K: 2 S: 18 H: 2 LOB: 0 BB: 1 P: 30	R: 0 E: 0 K: 0 S: 15 H: 0 LOB: 2 BB: 2 P: 26	R: 0 E: 0 K: 0 S: 6 H: 1 LOB: 0 BB: 0 P: 9	R: 0 E: 0 K: 1 S: 8 H: 0 LOB: 0 BB: 0 P: 13	1B: 4 2B: 1 3B: 0 HR: 1 SF: 0 SAC: 0 DP: 1 HBP: 0						

TOP

AB	31
R	4
H	6
RBI	4
BB	6
SO	7
LOB	13

WP: 0 PA: 37
PB: 0
SB: 1
CS: 1

PITCHER		IP	WLS	BF	H	R	ER	SO	BB	IBB	HBP	BLK	WP	HR	S	P	ERA	WHIP
47 Johnny Cueto, R ERA: 4.41	(1, 1)	6.0	W	26	5	4	4	6	4	0	0	0	0	1	66	109	6.00	1.500
51 Jared Burton, R ERA: 4.47	(7, 1)	0.2	H	3	0	0	0	0	1	0	0	0	0	0	9	15	0.00	1.500
52 Daniel Herrera, L ERA: 3.06	(7, 1)	0.0		1	0	0	0	0	1	0	0	0	0	0	3	7	∞	∞
40 Nick Masset, R ERA: 2.37	(7, 1)	1.1	H	4	1	0	0	0	0	0	0	0	0	0	9	13	0.00	0.750
48 Francisco Cordero, R ERA: 2.16	(9, 1)	1.0		3	0	0	0	1	0	0	0	0	0	0	8	13	0.00	0.000

PITCHER	IP	WLS	BF	H	R	ER	SO	BB	IBB	HBP	BLK	WP	HR	S	P	ERA	WHIP

Pittsburgh Pirates @ Cincinnati Reds

Great American Ball Park, Cincinnati, OH

Sat Oct 03 2009, 7:10 PM EDT

Att. 24,539 - Cloudy - 58 F

livebaseballscorecards.com

BOTTOM

Batter	1	2	3	4	5	6	7	8	9	AB	R	H	RBI	BB	SO	LOB
6 Drew Stubbs, R (1, 8) OBP: 0.311, SLG: 0.432	C SI 86 B SI 87 F CH 81 F SI 89 B CU 75 X SI 89 2-2 ① F9	B CU 74 B CU 73 C SI 87 D CU 74 B SI 87 4-1 BB		C CU 73 D CU 74 X FF 86 1-1 ② F7		X CU 81 0-0 ① SH5-3 2-3		T FF 90 S SL 83 B SL 83 F SL 82 F SI 92 F SL 81 X SL 83 1-2 ① G5-3		3	0	0	0	1	0	1
7 Paul Janish, R (1, 6) OBP: 0.296, SLG: 0.307	B SI 89 F SI 87 B FF 89 F SI 88 B FF 88 X CH 83 3-2 ② G5-6-3	B SI 87 X SI 88 1-0 ③ F8		B CU 73 F FF 86 B FF 87 B SI 87 B FF 87 4-1 19 2B BB		F FF 91 B FF 92 X FF 93 1-1 ② SH1 3-H		B FF 91 S SI 90 C SI 90 B SL 82 X SL 82 2-2 ② L5		3	1	0	1	1	0	3
19 Joey Votto, L (1, 3) OBP: 0.410, SLG: 0.566	F FF 88 B FF 90 B CU 76 F SI 89 F SI 90 B SL 81 B SI 90 4-2 BB		C FF 88 X CH 82 0-1 ① G4-3	B SL 80 B SI 86 B SL 81 F SI 87 X SI 88 3-1 ③ 1-H 3-H 2B		B SI 94 B SI 92 B SL 90 B SI 92 4-0 BB		X SI 90 0-0 HR		3	1	2	3	2	0	0
4 Brandon Phillips, R (1, 4) OBP: 0.328, SLG: 0.443	X SI 89 0-0 ③ G4-3		B FF 89 S X 1-1 ② G5-3		X SI 86 0-0 ① G3-1	C CU 80 1 SAFE F FF 93 1 SAFE C CU 81 0-3 ③ K		T FF 91 C SL 82 X SL 82 0-2 1B		5	0	1	0	0	1	3
27 Scott Rolen, R (1, 5) OBP: 0.368, SLG: 0.451		B SI 87 B SI 88 C SI 88 F CH 82 B FF 88 F SI 88 B SI 90 4-2 16 2B BB	X SI 90 0-0 HR		B SI 86 B FF 85 C SI 86 S CH 79 S CH 79 2-3 ② K		X FF 89 0-0 ① P2	B FF 91 C FF 90 X SI 90 1-1 ③ G5-3		4	2	1	1	1	1	1
31 Jonny Gomes, R (1, 9) OBP: 0.338, SLG: 0.541 32 Jay Bruce, L (7, 9) OBP: 0.304, SLG: 0.472		B CH 83 F FF 89 S CH 83 B CH 81 S CU 75 2-3 ① K	C CH 82 C FF 87 X CU 74 0-2 ③ G5-3		B CU 73 X SI 88 1-0 2B		C FF 89 B CH 83 B SI 90 F SI 90 X FF 91 2-2 29 BB 1B			3 1	0 0	1 1	0 0	0 0	1 0	1 0
16 Darnell McDonald, R (1, 7) OBP: 0.306, SLG: 0.400	B CH 82 X CH 82 1-0 47 SH5-4 1-H 2B			B CH 80 X SI 86 1-0 55 1B 47 PB 1B	C CU 74 T CU 72 X CU 71 0-2 ③ F9		X SI 90 0-0 ② F8			4	1	2	1	0	0	2
55 Ramon Hernandez, R (1, 2) OBP: 0.336, SLG: 0.362 3 Willy Taveras, R (6, PR) OBP: 0.275, SLG: 0.285 29 Ryan Hanigan, R (7, 2) OBP: 0.362, SLG: 0.332	B FF 88 C CH 82 B CU 74 B SI 87 F CH 81 F FF 89 B FF 88 4-2 47 SH5-4 BB			X SI 87 0-0 47 SH5-4 47 PB 19 2B 1-3 1B		C FF 93 F FF 93 X FF 93 0-2 64 2B 2B	1 SAFE B SI 89 B SI 90 C SI 90 B SI 90 B SI 90 4-1 1-2 BB		2 0 0	1 1 0	2 0 0	0 0 0	1 0 0	0 0 0	0 0 0
47 Johnny Cueto, R (1, 1) OBP: 0.184, SLG: 0.130 64 Juan Francisco, L (6, PH) OBP: 0.500, SLG: 0.619 51 Jared Burton, R (7, 1) 52 Daniel Herrera, L (7, 1) 40 Nick Masset, R (7, 1) 48 Francisco Cordero, R (9, 1)	X FF 87 0-0 ② SH5-4 1-2 2-3			B FF 87 X 1-0 ① SH5-4 1-3 3-H		B FF 93 F FF 92 B FF 92 B FF 92 S FF 92 F FF 92 X FF 93 3-2 6 SH5-3 7 SH1 2-H 2B	B FF 89 C SI 90 B SI 90 C FF 90 B FF 90 S FF 90 3-3 ③ K		0 1 0 0 1 0	0 1 0 0 0 0	0 1 0 0 0 0	0 1 0 0 0 0	0 1 0 0 1 0	0 0 0 0 2 0	0 0 0 0 0 0
Inning Stats	R: 0 E: 0 K: 0 S: 11 H: 0 LOB: 1 BB: 1 P: 20	R: 1 E: 0 K: 1 S: 13 H: 1 LOB: 3 BB: 3 P: 29	R: 1 E: 0 K: 0 S: 8 H: 1 LOB: 0 BB: 0 P: 9	R: 3 E: 0 K: 0 S: 8 H: 3 LOB: 1 BB: 1 P: 18	R: 0 E: 0 K: 1 S: 8 H: 1 LOB: 1 BB: 0 P: 11	R: 2 E: 0 K: 1 S: 13 H: 2 LOB: 2 BB: 1 P: 21	R: 0 E: 0 K: 1 S: 9 H: 1 LOB: 2 BB: 1 P: 18	R: 1 E: 0 K: 0 S: 15 H: 2 LOB: 1 BB: 0 P: 19		1B: 4 2B: 5 3B: 0 HR: 2	SF: 0 SAC: 4 DP: 0 HBP: 0		WP: 0 PB: 1 SB: 0 CS: 0	PA: 41		

	AB	30
	R	8
	H	11
	RBI	7
	BB	7
	SO	4
	LOB	13

PITCHER		IP	WLS	BF	H	R	ER	SO	BB	IBB	HBP	BLK	WP	HR	S	P	ERA	WHIP
57 Zach Duke, L ERA: 4.06	(1, 1)	5.0	L	25	6	5	5	2	5	0	0	0	0	1	48	87	9.00	2.200
34 Chris Bootcheck, R ERA: 11.05	(6, 1)	1.0		6	2	2	2	1	1	0	0	0	0	0	13	21	18.00	3.000
58 Steven Jackson, R ERA: 3.19	(7, 1)	1.0		5	1	0	0	1	1	0	0	0	0	0	9	18	0.00	2.000
61 Anthony Claggett, R ERA: 27.0	(8, 1)	1.0		5	2	1	1	0	0	0	0	0	0	1	15	19	9.00	2.000

PITCHER	IP	WLS	BF	H	R	ER	SO	BB	IBB	HBP	BLK	WP	HR	S	P	ERA	WHIP

Pittsburgh Pirates @ Cincinnati Reds

Great American Ball Park, Cincinnati, OH

Sun Oct 04 2009, 1:10 PM EDT

Att. 20,940 - Partly Cloudy - 58 F

TOP

livebaseballscorecards.com

Batter	1	2	3	4	5	6	7	8	9	AB	R	H	RBI	BB	SO	LOB
22 Andrew McCutchen, R (1, 8) OBP: 0.365, SLG: 0.471	B FF 92 C FF 91 X SI 91 1-1 46 1B 1B		B SL 86 B FF 93 B FF 92 B FF 92 4-0 15 S BB		B SL 84 C FF 93 B FF 94 B FF 93 C FF 93 B KC 74 4-2 85 S BB		C FF 91 B FF 91 X CH 86 1-1 15 FC5-4 1B	S FF 89 S FF 89 F FF 89 X CH 83 0-2 ② ③ G4-3 1-2f		3	0	2	0	2	0	2
15 Andy LaRoche, R (1, 5) OBP: 0.330, SLG: 0.401	1 SAFE 1 SAFE C FF 92 F FF 91 B FF 92 S KC 76 1-3 ① K		B FF 93 C KC 73 C FF 92 S FF 92 1-3 ② K 1-2		F FF 91 S FF 94 F KC 76 F FF 91 B FF 93 F FF 93 S FF 94 1-3 ① K		F FF 91 D CH 87 F FF 91 B FF 92 X FF 92 2-2 ① FC5-4 85 FC3-6 46 HBP 1-2f		F FF 93 F SL 83 B FC 94 B SL 84 X SL 84 2-2 ① G5-3	5	0	0	0	0	3	5
46 Garrett Jones, L (1, 3) OBP: 0.372, SLG: 0.567	B CH 85 S FF 91 C FF 90 1 SAFE B FF 91 B X 3-2 1-2 1B		B CH 86 B CH 87 C FF 93 F FF 92 B FF 94 X KC 76 3-2 ③ G4-3		B FF 93 B CH 86 S SI 92 F FF 92 1 SAFE C FF 92 2-3 ② K		B FF 91 S CH 87 C FF 91 H SL 84 2-2 85 FC3-6 1-2 HBP		S SL 84 S FF 95 X FF 95 0-2 ② P6	4	0	1	0	0	1	3
85 Lastings Milledge, R (1, 7) OBP: 0.323, SLG: 0.373	C SL 83 B FF 92 B FF 91 S SL 83 B FF 93 F FF 92 X 3-2 ② F8			B FF 91 C KC 74 B FF 92 X FF 93 2-1 24 SH1-3 44 1B 23 FC1-2 1B	B FF 95 C KC 77 F KC 75 B FF 93 S FF 93 2-3 ③ K 1-2		T FC 91 S FF 93 X FF 91 0-2 ② FC3-6 44 BB 1-2f 2-3		C SL 84 S SL 84 B FF 96 F FF 96 B SL 85 B SL 84 X FF 96 3-2 ③ F9	5	0	1	0	0	1	6
44 Brandon Moss, L (1, 9) OBP: 0.304, SLG: 0.364	B KC 75 F CH 86 B FF 91 B CH 86 X FF 90 3-1 ③ F7			C KC 75 1 SAFE X CH 86 0-1 23 FC1-2 24 SH1-3 1-2 1B		B FF 92 B CH 89 B FF 93 B FF 91 4-0 24 G4-6-3 BB	B FF 92 S CH 87 B FF 92 F FF 91 B FF 92 B FC 92 4-2 1-2 BB			2	0	1	0	2	0	2
24 Delwyn Young, S (1, 4) OBP: 0.326, SLG: 0.381		B FF 92 X FF 93 1-0 ① G4-3		X KC 74 0-0 ① SH1-3 1-2 2-3		C FF 91 B FF 92 X FF 93 1-1 ① ② G4-6-3 1-2f	B FC 90 B FF 91 F FC 91 X FF 90 2-2 ③ F8			3	0	0	0	0	0	4
23 Robinzon Diaz, R (1, 2) OBP: 0.307, SLG: 0.357		C FF 93 X SL 86 0-1 ② G6-3		B FF 93 F FF 94 X FF 93 1-1 ② FC1-2 2-3 3-H		C FF 94 X FF 93 0-1 36 1B 1B		C FF 90 S CH 82 B CH 82 X FF 90 1-2 5 1B 1B		4	0	2	0	0	0	2
36 Luis Alfonso Cruz, R (1, 6) OBP: 0.282, SLG: 0.229		C FF 92 F FF 94 B FF 93 C FF 93 1-3 ③ K		F FF 95 X FF 95 0-1 ③ F8		F FF 92 X KC 74 0-1 1-2 1B		F FF 89 X FF 89 0-1 ① F8		4	0	1	0	0	1	3
27 Jeff Karstens, R (1, 1) 58 Steven Jackson, R (3, 1) 32 Phil Dumatrait, R (4, 1) 51 Steve Pearce, R (5, PH) 56 Donnie Veal, L (6, 1) 18 Neil Walker, S (6, PH) 54 Denny Bautista, R (8, 1) 50 Virgil Vasquez, R (7, 1) 5 Ramón Vázquez, L (8, PH) 17 Eric Hacker, S (8, 1)			C FF 92 S FF 93 B FF 92 F FF 93 B FF 91 F FF 92 F KC 75 C 2-3 ① K		C FF 93 B FF 95 B FF 94 B FF 94 X FF 94 3-1 3B	S FF 94 B FF 94 F FF 92 F FF 94 B FF 94 X KC 78 2-2 ③ L7		F FF 90 X CH 82 0-1 22 G4-3 1-2 1B		1 0 0 0 0 1 0 0 0 0 0 0 0 0 0 0 0 0 0 0 0 1 0 1 0 0 0 0 0 0 0 0 0 0 0 1 0 0 0 0 0 2 0 0 0 0 0 0 0 0 0 0 0 0 0 0 1 0 1 0 0 0 0 0 0 0 0 0 0 0						
Inning Stats	R: 0 E: 0 K: 1 S: 14 H: 2 LOB: 2 BB: 0 P: 25	R: 0 E: 0 K: 1 S: 6 H: 0 LOB: 0 BB: 0 P: 8	R: 0 E: 0 K: 2 S: 12 H: 0 LOB: 1 BB: 1 P: 22	R: 0 E: 0 K: 0 S: 9 H: 2 LOB: 2 BB: 0 P: 12	R: 0 E: 0 K: 3 S: 16 H: 1 LOB: 2 BB: 1 P: 28	R: 0 E: 0 K: 0 S: 10 H: 2 LOB: 2 BB: 1 P: 17	R: 0 E: 0 K: 0 S: 15 H: 1 LOB: 3 BB: 1 P: 26	R: 0 E: 0 K: 0 S: 11 H: 2 LOB: 1 BB: 0 P: 12	R: 0 E: 0 K: 0 S: 10 H: 0 LOB: 0 BB: 0 P: 15	1B: 9 2B: 0 3B: 1 HR: 0 SF: 0 SAC: 1 DP: 2 HBP: 1						

	AB	34
	R	0
	H	10
	RBI	0
	BB	4
	SO	7
	LOB	29

WP: 0 PA: 40
PB: 0
SB: 2
CS: 0

PITCHER		IP	WLS	BF	H	R	ER	SO	BB	IBB	HBP	BLK	WP	HR	S	P	ERA	WHIP
34 Homer Bailey, R ERA: 4.53	(1, 1)	6.0	W	27	7	0	0	7	3	0	0	0	0	0	67	112	0.00	1.667
51 Jared Burton, R ERA: 4.4	(7, 1)	1.0		6	1	0	0	0	1	0	1	0	0	0	15	26	0.00	2.000
58 Ramon Ramirez, R ERA: 3.65	(8, 1)	1.0		4	2	0	0	0	0	0	0	0	0	0	11	12	0.00	2.000
46 Carlos Fisher, R ERA: 4.47	(9, 1)	1.0		3	0	0	0	0	0	0	0	0	0	0	10	15	0.00	0.000

PITCHER	IP	WLS	BF	H	R	ER	SO	BB	IBB	HBP	BLK	WP	HR	S	P	ERA	WHIP

Pittsburgh Pirates @ Cincinnati Reds

Great American Ball Park, Cincinnati, OH

Sun Oct 04 2009, 1:10 PM EDT

Att. 20,940 - Partly Cloudy - 58 F

BOTTOM

Batter	1	2	3	4	5	6	7	8	9	AB	R	H	RBI	BB	SO	LOB
6 Drew Stubbs, R (1, 8) OBP: 0.323, SLG: 0.439	C FF 87 F SL 78 B SL 78 B CU 69 B FC 88 F FF 87 F FF 88 X SL 78 3-2 7 SH1-3 4 2B 1B		X SL 78 0-0 4 WP 19 1B 4 G5-3 1B		C FF 90 C FF 91 C CU 78 0-3 ① K	F FF 92 S FF 92 B FF 92 B SI 91 F FF 92 X FF 92 2-2 19 1B 1-2 1B		C SL 83 B SL 85 C CU 76 B CU 75 F FF 93 F FF 92 B FF 92 B FF 92 4-2 15 FC1-6 BB		4	2	3	0	1	1	0
7 Paul Janish, R (1, 6) OBP: 0.296, SLG: 0.305 15 Drew Sutton, S (8, PH) OBP: 0.297, SLG: 0.348 (9, 6)	1 SAFE X FF 88 0-0 ① SH1-3 1-2		C FF 87 1 SAFE B CU 69 1 SAFE F CU 75 F FF 87 1 SAFE X FF 86 1-2 ① F9		B FF 90 S FF 92 B FF 92 B FF 90 D FF 92 4-1 19 1B 19 S 4 2B BB	B FF 92 B FF 92 B FF 92 C FF 92 F FF 92 F FF 92 X FF 92 3-2 ① F7		F SI 89 B FF 92 B SI 90 C FF 91 B FF 90 X FF 89 3-2 ② FC1-6 1-2f	2 1	1 0	0 0	0 0	1 0	0 0	3 1
19 Joey Votto, L (1, 3) OBP: 0.414, SLG: 0.567 46 Carlos Fisher, R (9, 1)	2 SAFE B CH 79 D CH 81 B FF 88 B FF 89 4-0 4 2B BB		C SL 75 X CH 80 0-1 4 WP 1-2 1B		D CU 77 B FF 90 D FF 91 C FF 90 C CU 76 X CU 76 3-2 4 2B 27 3B 1-3 1B	B FF 93 X CH 86 1-0 4 G6-3 1-2 2-3 1B		C FF 92 B FF 89 F SL 85 X SL 83 1-2 ③ G4-3	4 0	1 0	3 0	0 0	1 0	0 0	1 0
4 Brandon Phillips, R (1, 4) OBP: 0.329, SLG: 0.447	B SL 78 C SL 78 C CU 72 D CU 71 X FF 89 2-2 1-3 2-H 2B		C SL 79 F FF 88 B CH 82 X CH 80 1-2 ② G5-3 1-2 2-H		B CU 76 C CU 77 X CU 77 1-1 27 3B 1-3 3-H 2B	X SI 93 0-0 ②③ G6-3 1-2f				4	1	2	3	0	0	4
27 Scott Rolen, R (1, 5) OBP: 0.368, SLG: 0.455 23 Adam Rosales, R (7, PH) OBP: 0.303, SLG: 0.317 (8, 5)	C FF 89 F FF 89 X CU 72 0-2 ② P6		F FF 86 B FF 88 X CH 87 1-1 ③ F8		B FF 91 X FF 90 1-0 32 1B 2-H 3-H 3B		C FF 88 C CU 72 B CU 74 F CU 73 F FF 91 B FF 90 S CU 74 2-3 ① K			3 1	1 0	1 0	2 0	0 0	0 1	3 0
32 Jay Bruce, L (1, 9) OBP: 0.303, SLG: 0.470	B CH 79 X CH 80 1-0 ③ G3-1			B SI 91 C SI 92 S SI 91 F SI 92 B SL 80 B SL 80 X SL 79 3-2 ① P5	B FF 90 X FF 92 1-0 37 FC6-4 3-H 1B		F FF 91 S FF 92 F FF 92 X FF 92 0-2 ② F7			4	0	1	1	0	0	2
17 Laynce Nix, L (1, 7) OBP: 0.291, SLG: 0.476		F FC 87 C CH 80 B CU 71 F CU 70 F FC 87 T FF 87 1-2 ① K		B SI 90 X SL 79 1-0 ② G3-1	B CU 77 B FF 91 F FF 92 B FF 93 X FF 92 3-1 ② F8		X CU 74 0-0 2B			4	0	1	0	0	1	1
37 Corky Miller, R (1, 2) OBP: 0.284, SLG: 0.263 29 Ryan Hanigan, R (7, PH) OBP: 0.361, SLG: 0.331 (8, 2)		X FF 87 0-0 ② P4		S SI 91 F SI 90 B SI 92 B SI 92 F SL 81 B SI 92 B SI 92 4-2 BB	X FF 92 0-0 ③ FC6-4 1-2f		C FF 91 F FF 91 S FF 90 0-3 ③ K			2 1	0 0	0 0	0 0	1 1	0 1	1 1
34 Homer Bailey, R (1, 1) OBP: 0.079, SLG: 0.079 64 Juan Francisco, L (6, PH) OBP: 0.520, SLG: 0.619 51 Jared Burton, R (7, 1) 58 Ramon Ramirez, R (8, 1) 60 Kevin Barker, L (8, PH) OBP: 0.333, SLG: 0.375 (9, 3)		B FF 87 B FF 84 B FF 85 C FF 85 C FF 85 S FF 86 3-3 ③ K		B SI 91 C SI 90 C SI 92 F SI 92 S SI 91 1-3 ③ K		B FF 92 C FF 92 F FF 92 B FF 92 F FF 91 B FF 93 B FF 91 4-2 19 1B 6 1B BB		S SI 91 T FF 92 B FF 93 B FF 91 S CU 75 2-3 ① K		2 0 0 0 1	0 0 0 0 0	0 0 0 0 0	0 0 0 0 0	2 1 0 0 0	0 0 0 0 0	1 0 0 0 0
Inning Stats	R: 1 E: 0 K: 0 S: 13 H: 2 LOB: 2 BB: 1 P: 23	R: 0 E: 0 K: 2 S: 9 H: 0 LOB: 0 BB: 0 P: 13	R: 1 E: 0 K: 0 S: 12 H: 2 LOB: 1 BB: 0 P: 15	R: 0 E: 0 K: 1 S: 12 H: 0 LOB: 1 BB: 1 P: 21	R: 4 E: 0 K: 1 S: 14 H: 4 LOB: 1 BB: 1 P: 27	R: 0 E: 0 K: 0 S: 13 H: 2 LOB: 2 BB: 1 P: 23	R: 0 E: 0 K: 2 S: 13 H: 1 LOB: 1 BB: 0 P: 15	R: 0 E: 0 K: 1 S: 13 H: 0 LOB: 1 BB: 1 P: 23		1B: 7 2B: 3 3B: 1 HR: 0 SF: 0 SAC: 1 DP: 1 HBP: 0						

livebaseballscorecards.com

AB	33
R	6
H	11
RBI	6
BB	5
SO	7
LOB	18

WP: 1 PB: 0 SB: 1 CS: 0 PA: 39

PITCHER		IP	WLS	BF	H	R	ER	SO	BB	IBB	HBP	BLK	WP	HR	S	P	ERA	WHIP
27 Jeff Karstens, R ERA: 5.42	(1, 1)	2.1	L	12	4	2	2	2	1	0	0	0	0	0	29	44	7.71	2.143
58 Steven Jackson, R ERA: 3.14	(3, 1)	0.2		2	0	0	0	0	0	0	0	0	1	0	5	7	0.00	0.000
32 Phil Dumatrait, L ERA: 6.92	(4, 1)	1.0		4	0	0	0	1	1	0	0	0	0	0	12	21	0.00	1.000
56 Donnie Veal, L ERA: 7.16	(5, 1)	1.0		8	4	4	4	1	1	0	0	0	0	0	14	27	36.00	5.000
54 Denny Bautista, R ERA: 5.27	(6, 1)	1.0		5	2	0	0	0	1	0	0	0	0	0	13	23	0.00	3.000
50 Virgil Vasquez, R ERA: 5.84	(7, 1)	1.0		4	1	0	0	2	0	0	0	0	0	0	13	15	0.00	1.000
17 Eric Hacker, R ERA: 6.0	(8, 1)	1.0		4	0	0	0	1	1	0	0	0	0	0	13	23	0.00	1.000