

# Cincinnati Reds - 2009









Batter	1	2	3	4	5	6	7	8	9	AB	R	H	RBI	BB	SO	LOB	TOP										
8 Shane Victorino, S OBP: 0.400, SLG: 0.800 79 Jason Ellison, R OBP: 0.286, SLG: 0.286	0-0 2B 29 2B		0-0 G6-3	0-0 2B			0-0 40 BB 1B		0-0 G6-3	3	1	2	0	0	0	0	<b>Philadelphia Phillies @ Cincinnati Reds</b> Ed Smith Stadium, Sarasota, FL Fri Feb 27 2009, 1:05 PM EST Att: 4,223 - Sunny - 74 F										
75 Jason Donald, R 787 Anthony Hewitt, R	0-0 G6-3		4-0 12 F9 19 BB 29 BB 1B	0-0 F9			0-3 K		0-0 L7	2	1	0	0	1	0	2											
29 Raul Ibanez, L OBP: 0.375, SLG: 0.429 40 John Mayberry Jr., R OBP: 0.571, SLG: 0.600	0-0 2B 2H		4-0 19 BB 1B	0-0 BB		0-0 G4-3			4-0 BB	2	0	1	1	1	0	0											
12 Matt Stairs, L 9 Miguel Cairo, R	0-0 F8		0-0 F9	0-0 BB		0-0 G3			0-0 F7	3	0	0	0	0	0	3											
19 Greg Dobbs, L OBP: 0.500, SLG: 0.429 33 Andy Tracy, L OBP: 0.250, SLG: 0.250	4-0 FC6-4 BB		0-0 1-2 3H 1B	0-0 1B		0-0 F9			0-3 K	2	0	1	1	1	0	0											
Geoff Jenkins, L OBP: 0.400, SLG: 0.250 67 Chris Walker, S	0-0 FC6-4		0-0 K	0-0 K		0-0 G1-3			0-3 K	3	0	0	0	0	1	4											
34 Pablo Ozuna, R 22 Marcus Giles, R			0-0 F7	0-0 HR		0-0 1B			0-0 G5-3	3	1	2	1	0	0	0											
72 Ozzie Chavez, S 13 Jorge Velandia, R	0-0 F8		0-0 F8	0-0 G4-3		0-0 F9			0-0 G2-3	3	0	0	0	0	0	1											
3 Lou Marson, R 78 Paul Hoover, R	0-0 F7		0-0 F7	0-0 G6-3		0-0 F7			0-3 K	3	0	0	0	0	0	1											
<b>Inning Stats</b>	R: 1 E: 0 K: 0 S: 5	H: 2 LOB: 2 BB: 1 P: 9	R: 0 E: 0 K: 0 S: 3	H: 0 LOB: 0 BB: 0 P: 3	R: 1 E: 0 K: 1 S: 6	H: 1 LOB: 2 BB: 2 P: 14	R: 1 E: 0 K: 0 S: 5	H: 2 LOB: 1 BB: 0 P: 5	R: 0 E: 0 K: 0 S: 3	H: 0 LOB: 0 BB: 0 P: 3	R: 0 E: 0 K: 0 S: 4	H: 1 LOB: 1 BB: 0 P: 4	R: 0 E: 0 K: 2 S: 8	H: 1 LOB: 2 BB: 1 P: 12	R: 0 E: 0 K: 1 S: 5	H: 0 LOB: 0 BB: 0 P: 5		R: 0 E: 0 K: 1 S: 5	H: 0 LOB: 0 BB: 0 P: 5	1B: 3 2B: 3 3B: 0 HR: 1	SF: 0 SAC: 0 DP: 0 HBP: 0	WP: 0 PB: 0 SB: 0 CS: 0	PA: 38				
<b>PITCHER</b>	IP	WLS	BF	H	R	ER	SO	BB	IBB	HBP	BLK	WP	HR	S	P	ERA	WHIP										
61 Bronson Arroyo, R ERA: 4.5	2.0		9	2	1	1	0	1	0	0	0	0	0	8	12	4.50	1.500										
66 Matt Maloney, L ERA: 9.0	2.0		11	3	2	2	1	2	0	0	0	0	1	11	19	9.00	2.500										
54 Daryl Thompson, R ERA:	2.0	W	7	1	0	0	0	0	0	0	0	0	0	7	7	0.00	0.500										
67 Ron Flores, L ERA:	1.0	H	5	1	0	0	2	1	0	0	0	0	0	8	12	0.00	2.000										
52 Daniel Herrera, L ERA:	1.0		3	0	0	0	1	0	0	0	0	0	0	5	5	0.00	0.000										

AB	34
R	3
H	7
RBI	3
BB	4
SO	5
LOB	16



Batter	1	2	3	4	5	6	7	8	9	AB	R	H	RBI	BB	SO	LOB	BOTTOM											
3 Willy Taveras, R OBP: 0.250, SLG: 0.143 30 Norris Hopper, R OBP: 0.500, SLG: 0.500	0-0 BB 15 BB			0-0 G4-3			0-0 G4-3			2	1	0	0	1	0	4	<b>Philadelphia Phillies @ Cincinnati Reds</b> Ed Smith Stadium, Sarasota, FL Fri Feb 27 2009, 1:05 PM EST Att: 4,223 - Sunny - 74 F											
15 Jerry Hairston, R OBP: 0.250, SLG: 0.667 7 Paul Janish, R OBP: 0.500, SLG: 0.500	4-0 BB 19 BB 68 2B BB	0-3 K		0-0 SF8		0-0 G5-3			0-0 1B	1	1	0	1	1	1	0												
19 Joey Volto, L OBP: 0.200, SLG: 0.857 75 Kevin Barker, R OBP: 0.500, SLG: 0.750	0-0 BB 68 2B 31 2B 1-2 2H	3-2 HR		0-0 3H 4-0 68 PO BB		0-0 60 E 60 FC6 69 2B 1B			0-0 F7	2	2	2	2	1	0	0												
68 Juan Francisco, L OBP: 0.400, SLG: 0.600 60 Adam Rosales, R OBP: 0.200, SLG: 0.600	0-0 BB 31 2B 1-3 2H	0-0 L6		0-0 PO	0-0 G3-1	0-0 FC6 69 2B	0-3 K		0-0 1B	3	1	1	1	0	0	0												
31 Jonny Gomes, R OBP: 0.400, SLG: 0.800 26 Wilkin Castillo, S	0-0 BB 82 BB 2H 3H	0-3 K		0-0 1-2	0-0 G3-1	0-3 K	0-0 G3		0-0 G3	3	0	2	2	0	1	0												
21 Chris Dickerson, L 80 Darnell McDonald, R OBP: 0.750, SLG: 0.867	4-0 FC5 82 BB BB		4-0 CS BB		0-3 K	4-0 69 2B 29 BB 1B			0-0 IBB	1	0	0	0	2	1	1												
Jeff Keppinger, R OBP: 0.200, SLG: 0.200 69 Luis Bolivar, R OBP: 1.000, SLG: 2.000	0-0 F7		0-0 G6-3	0-0 G5-3		0-0 G5-3			0-0 29 BB 1B	3	0	0	0	0	0	4												
55 Ramon Hernandez, R OBP: 0.167, SLG: 0.167 29 Ryan Hanigan, R OBP: 0.500, SLG: 0.500	0-0 F9		0-0 G5-3			0-0 G6-3			0-0 2H 3H 1B	2	0	0	0	0	0	2												
82 Wes Bankston, R 23 Daryle Ward, L OBP: 0.250, SLG: 0.250	4-0 BB 1-2 2-3		4-0 G4-3 3 SF8 3 E 15 BB			0-0 G3			0-0 K	0	1	0	0	2	0	0												
<b>Inning Stats</b>	R: 4 E: 0 K: 2 S: 11	H: 3 LOB: 3 BB: 4 P: 22	R: 1 E: 0 K: 2 S: 10	H: 1 LOB: 0 BB: 0 P: 13	R: 0 E: 0 K: 0 S: 2	H: 0 LOB: 0 BB: 1 P: 6	R: 1 E: 1 K: 0 S: 2	H: 0 LOB: 0 BB: 2 P: 10	R: 0 E: 0 K: 1 S: 6	H: 1 LOB: 1 BB: 0 P: 6	R: 0 E: 0 K: 0 S: 4	H: 1 LOB: 1 BB: 0 P: 4	R: 4 E: 1 K: 2 S: 11	H: 3 LOB: 1 BB: 1 P: 15	R: 0 E: 0 K: 1 S: 6	H: 1 LOB: 1 BB: 0 P: 6		1B: 5 2B: 4 3B: 0 HR: 1	SF: 1 SAC: 0 DP: 0 HBP: 0	WP: 0 PB: 0 SB: 1 CS: 1	PA: 42							
<b>PITCHER</b>	IP	WLS	BF	H	R	ER	SO	BB	IBB	HBP	BLK	WP	HR	S	P	ERA	WHIP											
63 Drew Carpenter, R 74 Antonio Bastardo, L ERA: 4.5 J.C. Romero, L ERA: 4.5 46 Ryan Madson, R ERA: 4.5 65 Sergio Escalona, L ERA: 20.25	0.0	L	6	3	4	4	0	3	0	0	0	0	0	3	15													
	2.0		8	1	1	1	2	1	0	0	0	0	0	1	13	20	4.50	1.000										
	2.0		7	0	1	0	0	3	0	0	0	0	0	4	16	0.00	1.500											
	1.0		4	1	0	0	1	0	0	0	0	0	0	6	6	0.00	1.000											
	1.1		10	4	4	3	1	0	1	0	0	0	0	11	15	20.25	3.000											
<b>PITCHER</b>	IP	WLS	BF	H	R	ER	SO	BB	IBB	HBP	BLK	WP	HR	S	P	ERA	WHIP											
58 Dave Borkowski, R ERA:	1.2		6	1	0	0	2	0	0	0	0	0	0	10	10	0.00	0.600											

AB	32
R	10
H	10
RBI	10
BB	8
SO	6
LOB	20

















Batter	1	2	3	4	5	6	7	8	9	AB	R	H	RBI	BB	SO	LOB	TOP																			
30 Norris Hopper, R OBP: 0.400, SLG: 0.333 80 Darrell McDonald, R OBP: 0.455, SLG: 0.600	F8			F8	F9		K		K	3	1	1	0	0	0	1	<b>Cincinnati Reds @ Boston Red Sox</b> City of Palms Park, Ft. Myers, FL Tue Mar 03 2009, 1:05 PM EST Att: 7,621 - Partly Cloudy - 63 F																			
9 Jacques Jones, L OBP: 0.273, SLG: 0.111 31 Jonny Gomes, R OBP: 0.364, SLG: 0.900 83 Drew Stubbs, R OBP: 0.167, SLG: 0.333	K			F8	P2		HR		F7	3	0	0	0	0	1	2																				
32 Jay Bruce, L OBP: 0.400, SLG: 0.625 82 Wes Bankston, R	HBP			HR		G3-1	K		K	1	1	1	2	0	0	0																				
4 Brandon Phillips, R OBP: 0.545, SLG: 0.700 62 Danny Richar, L OBP: 0.400, SLG: 0.571	CS	K		HR		G6-3				2	1	1	0	0	1	0																				
28 Edwin Encarnación, R OBP: 0.300, SLG: 0.625 69 Luis Bolívar, R OBP: 0.400, SLG: 0.600		P3		HR		K	G5-3			2	1	1	2	0	0	0																				
68 Juan Francisco, L OBP: 0.333, SLG: 0.444 84 Todd Frazier, R OBP: 0.222, SLG: 0.125	P6			F8					G6-3	2	0	0	0	0	0	0																				
23 Danyle Ward, L OBP: 0.167, SLG: 0.167 77 Yonder Alonso, L OBP: 0.500, SLG: 0.500			P6	G4-3			BB			2	0	0	0	0	0	0																				
29 Ryan Hanigan, R OBP: 0.375, SLG: 0.375 26 Wilkin Castillo, S			G5-3				HBP		BB	0	1	0	0	0	0	0																				
7 Paul Janish, R OBP: 0.556, SLG: 0.625 64 Chris Valaika, R OBP: 0.300, SLG: 0.444	F9			F9			HR		F9	2	1	1	1	0	0	1																				
<b>Inning Stats</b>	R: 0 E: 0 K: 1 S: 4	H: 0 LOB: 0 BB: 0 P: 6	R: 0 E: 0 K: 1 S: 5	H: 0 LOB: 0 BB: 0 P: 5	R: 0 E: 0 K: 0 S: 3	H: 0 LOB: 0 BB: 0 P: 3	R: 4 E: 0 K: 0 S: 10	H: 4 LOB: 0 BB: 15 P: 10	R: 0 E: 0 K: 1 S: 4	H: 1 LOB: 1 BB: 0 P: 4	R: 0 E: 0 K: 1 S: 5	H: 0 LOB: 0 BB: 0 P: 5	R: 5 E: 0 K: 2 S: 11	H: 3 LOB: 1 BB: 1 P: 17	R: 0 E: 0 K: 1 S: 5	H: 0 LOB: 1 BB: 1 P: 9		R: 0 E: 0 K: 2 S: 7	H: 0 LOB: 0 BB: 0 P: 7	1B: 4 2B: 0 3B: 1 HR: 3	SF: 0 SAC: 0 DP: 0 HBP: 3	WP: 0 PB: 0 SB: 1 CS: 1	PA: 40													
<b>PITCHER</b>	IP	WLS	BF	H	R	ER	SO	BB	IBB	HBP	BLK	WP	HR	S	P	ERA	WHIP	<b>PITCHER</b>		IP	WLS	BF	H	R	ER	SO	BB	IBB	HBP	BLK	WP	HR	S	P	ERA	WHIP
31 Jon Lester, L ERA: 2.00	2.0		6	0	0	0	2	0	0	0	0	0	0	9	11	0.00	0.000	Wes Littleton, R ERA: 23.63		0.2		8	3	5	5	2	1	0	0	0	0	0	10	16	67.50	6.000
37 Hideki Okajima, L ERA: 9.0	1.0	L	3	0	0	0	0	0	0	0	0	0	0	3	3	0.00	0.000	96 Mike James, R ERA: 9.0		0.1		1	0	0	0	0	0	0	0	0	0	1	1	0.00	0.000	
56 Ramon E Ramirez, R ERA: 9.0	1.0		7	4	4	3	0	0	0	0	0	0	2	10	15	27.00	4.000	73 Felix Doubront, L ERA: 9.0		1.0		4	0	0	0	1	1	0	0	0	5	9	0.00	1.000		
17 Manny Delcarmen, R ERA: 9.0	1.0		4	1	0	0	0	0	0	0	0	0	0	4	4	0.00	1.000	75 Hunter Jones, L ERA: 9.0		1.0		3	0	0	0	2	0	0	0	0	7	7	0.00	0.000		
63 Junichi Tazawa, R ERA: 9.0	1.0		3	0	0	0	1	0	0	0	0	0	0	5	5	0.00	0.000																			

Batter	1	2	3	4	5	6	7	8	9	AB	R	H	RBI	BB	SO	LOB	BOTTOM																			
2 Jacoby Ellsbury, L OBP: 0.250, SLG: 0.250 13 Chip Ambres, R OBP: 0.250, SLG: 0.273	1B		G4-3		G3		K		F8	3	0	1	0	0	0	0	<b>Cincinnati Reds @ Boston Red Sox</b> City of Palms Park, Ft. Myers, FL Tue Mar 03 2009, 1:05 PM EST Att: 7,621 - Partly Cloudy - 63 F																			
12 Jed Lowrie, S OBP: 0.333, SLG: 0.600 76 Argenis Diaz, R	1B			G6-3		G3	K		K	3	1	2	0	0	0	0																				
32 Brad Wilkerson, L OBP: 0.200, SLG: 0.400 60 Jonathan Van Every, L OBP: 0.182, SLG: 0.111	K			HR		K			G3	2	0	0	0	0	2	3																				
5 Rocco Baldelli, R OBP: 0.375, SLG: 0.286 74 Carlos Maldonado, R OBP: 0.600, SLG: 0.333	G4-6-3			G6-3		F8				3	0	0	0	0	0	3																				
16 George Kottaras, L OBP: 0.250, SLG: 0.250	1B			BB		F8			BB	1	1	1	0	1	0	0																				
33 Jason Varitek, S OBP: 0.250, SLG: 0.333 81 Mark Wagner, R OBP: 0.600, SLG: 1.500	K			BB			E6		F8	1	1	0	0	1	1	0																				
16 Paul McNulty, L OBP: 0.286, SLG: 0.571 82 Josh Reddick, L OBP: 0.333, SLG: 0.333	F8			BB			HR		HR	3	2	4	0	0	0	0																				
78 Lars Anderson, L OBP: 0.100, SLG: 0.100 54 Chris Carter, L OBP: 0.500, SLG: 0.750	K			2B			HR		1B	1	1	1	0	0	0	0																				
85 Ivan Ochoa, R OBP: 0.214, SLG: 0.429			F8		K		K		K	4	0	0	0	0	3	2																				
70 Gil Velazquez, R OBP: 0.364, SLG: 0.333 56 Josh Bellamy, R OBP: 0.115, SLG: 0.000 95 Iggy Suarez, R OBP: 0.000, SLG: 0.000	F9				F7		E5			2	0	0	0	0	0	0																				
87 Zach Daegels, L OBP: 0.000, SLG: 0.000 22 Nick Green, R OBP: 0.000, SLG: 0.000									1B	1	0	1	1	0	0	0																				
<b>Inning Stats</b>	R: 0 E: 0 K: 1 S: 6	H: 2 LOB: 1 BB: 0 P: 6	R: 0 E: 0 K: 2 S: 7	H: 0 LOB: 0 BB: 0 P: 7	R: 0 E: 0 K: 0 S: 3	H: 0 LOB: 0 BB: 0 P: 3	R: 2 E: 0 K: 1 S: 7	H: 2 LOB: 1 BB: 1 P: 11	R: 0 E: 0 K: 1 S: 5	H: 0 LOB: 0 BB: 0 P: 5	R: 3 E: 0 K: 3 S: 17	H: 2 LOB: 1 BB: 0 P: 19	R: 3 E: 0 K: 1 S: 10	H: 3 LOB: 2 BB: 2 P: 18	R: 0 E: 0 K: 1 S: 6	H: 1 LOB: 1 BB: 0 P: 6	1B: 5 2B: 2 3B: 0 HR: 3	SF: 0 SAC: 0 DP: 1 HBP: 0	WP: 0 PB: 0 SB: 0 CS: 0	PA: 41																
<b>PITCHER</b>	IP	WLS	BF	H	R	ER	SO	BB	IBB	HBP	BLK	WP	HR	S	P	ERA	WHIP	<b>PITCHER</b>		IP	WLS	BF	H	R	ER	SO	BB	IBB	HBP	BLK	WP	HR	S	P	ERA	WHIP
33 Micah Owings, R ERA: 2.7	1.1	H	5	1	0	0	1	0	0	0	0	0	0	7	7	0.00	0.750	76 Carlos Fisher, R ERA: 8.1		1.2		7	2	0	0	2	0	0	0	0	0	11	11	0.00	1.200	
79 Robert Manuel, R ERA: 40.5	1.0		3	0	0	0	1	0	0	0	0	0	0	5	5	0.00	0.000																			
70 Jeff Kennard, R ERA: 22.5	1.0		7	2	3	2	3	0	0	0	0	0	2	17	19	18.00	2.000																			
63 Adam Pettijohn, L ERA: 20.25	0.1		5	2	3	3	0	2	0	0	0	0	1	5	13	81.00	12.000																			





Batter	1	2	3	4	5	6	7	8	9	10	AB	R	H	RBI	BB	SO	LOB	TOP			
21 Gene Kingsale, S OBP: 0.286, SLG: 0.286 27 Danny Rombley, R (7, 9) (9, 8)											3	0	1	0	0	0	1	Kingdom of the Netherlands @ Cincinnati Reds Ed Smith Stadium, Sarasota, FL Wed Mar 04 2009, 6:05 PM EST Att: 1,258 - Clear - 65 F			
40 Sharon Schoop, R (1, 4) (8, 4)											4	0	0	0	0	1	4				
35 Randall Simon, L OBP: 0.500, SLG: 0.500 (1, 3)											5	0	2	1	0	0	1				
Greg Halman, R OBP: 0.286, SLG: 0.714 18 Dirk Van't Klooster, L (9, 9)											4	0	0	0	0	3	2				
12 Sharon Adriana, R OBP: 0.222, SLG: 0.222 (1, 10)												4	1	1	0	0	1		livebaseballscorecards.com		
2 Yurendell Deacaster, R OBP: 0.167, SLG: 0.167 41 Vince Rooi, R (7, 5)											3	1	1	2	0	1	0				
37 Bryan Engelhardt, L OBP: 0.400, SLG: 0.400 43 Curt Smith, R OBP: 0.667, SLG: 0.500 (7, 7)											2	0	1	0	0	0	0				
50 Kenley Jansen, S (1, 2) 24 Sidney de Jong, R OBP: 0.250, SLG: 0.250 Martijn Meeuwis, R (10, 2)											2	0	0	0	0	0	1				
Hainley Statia, S OBP: 0.714, SLG: 0.800 (1, 6)											3	1	1	0	1	0	0				
<b>Inning Stats</b>	R: 0 E: 0 K: 0 S: 4	H: 2 LOB: 1 BB: 0 P: 5	R: 0 E: 0 K: 1 S: 5	H: 0 LOB: 0 BB: 0 P: 5	R: 0 E: 0 K: 0 S: 3	H: 0 LOB: 0 BB: 0 P: 3	R: 0 E: 0 K: 1 S: 5	H: 1 LOB: 1 BB: 0 P: 6	R: 1 E: 1 K: 2 S: 8	H: 1 LOB: 1 BB: 1 P: 12	R: 2 E: 0 K: 1 S: 5	H: 3 LOB: 2 BB: 1 P: 12	R: 0 E: 0 K: 1 S: 5	H: 0 LOB: 0 BB: 0 P: 5	R: 0 E: 1 K: 0 S: 4	H: 0 LOB: 1 BB: 0 P: 4	1B: 6 2B: 0 3B: 0 HR: 1			SF: 0 SAC: 1 DP: 0 HBP: 0	WP: 0 PA: 39
<b>PITCHER</b>	IP WLS BF H R ER SO BB IBB HBP BLK WP HR S P ERA WHIP	4.0 1.0 1.0 3.0 1.0	13 4 5 13 4	2 1 1 3 0	0 0 0 0 0	0 0 0 0 0	0 0 0 0 0	17 6 8 18 4	0.00 0.00 9.00 6.00 0.00	0.500 1.000 2.000 1.333 0.000											

Batter	1	2	3	4	5	6	7	8	9	10	AB	R	H	RBI	BB	SO	LOB	BOTTOM	
21 Chris Dickerson, L OBP: 0.333, SLG: 0.333 23 Daryle Ward, L (7, 7)											3	0	1	1	0	1	0	Kingdom of the Netherlands @ Cincinnati Reds Ed Smith Stadium, Sarasota, FL Wed Mar 04 2009, 6:05 PM EST Att: 1,258 - Clear - 65 F	
2 Alex Gonzalez, R OBP: 0.500, SLG: 0.500 9 Jacque Jones, L OBP: 0.667, SLG: 0.500 (5, 10)											2	0	1	0	0	0	0		
32 Jay Bruce, L OBP: 0.867, SLG: 1.667 83 Drew Stubbs, R (7, 9)											3	1	2	1	0	0	1		
60 Adam Rosales, R (1, 4) 69 Luis Bolivar, R OBP: 0.500, SLG: 1.000 (6, 4)											3	0	0	0	0	0	2		
28 Edwin Encarnación, R (1, 5) 68 Juan Francisco, L (7, 5)											2	0	0	0	1	1	2		
50 Laynce Nix, L (1, 8) 80 Darnell McDonald, R (6, PH) (7, 8)											1	0	0	0	1	0	0		
Jeff Keppinger, R OBP: 0.500, SLG: 0.500 84 Todd Frazier, R OBP: 0.500, SLG: 1.000 (7, 6)											2	0	1	0	0	0	0		
75 Kevin Barker, L (1, 3) 77 Yonder Alonso, L (6, PH) (7, 3)											2	1	0	0	0	0	3		
29 Ryan Hanigan, R (1, 2) 74 Humberto Cota, R (4, PH) (5, 2)											1	0	0	0	0	0	2		
81 Chris Kroski, L (8, 2)											2	1	0	0	0	0	2		
<b>Inning Stats</b>	R: 0 E: 1 K: 0 S: 4	H: 1 LOB: 1 BB: 0 P: 4	R: 0 E: 0 K: 0 S: 3	H: 1 LOB: 2 BB: 2 P: 11	R: 0 E: 1 K: 1 S: 7	H: 1 LOB: 2 BB: 0 P: 7	R: 2 E: 2 K: 0 S: 6	H: 1 LOB: 0 BB: 0 P: 7	R: 1 E: 0 K: 1 S: 8	H: 2 LOB: 0 BB: 0 P: 11	R: 0 E: 0 K: 1 S: 5	H: 0 LOB: 1 BB: 1 P: 9	R: 0 E: 0 K: 1 S: 5	H: 0 LOB: 0 BB: 0 P: 5	R: 0 E: 0 K: 0 S: 3	H: 0 LOB: 2 BB: 2 P: 11	1B: 5 2B: 2 3B: 0 HR: 1	SF: 0 SAC: 0 DP: 1 HBP: 0	WP: 1 PA: 44
<b>PITCHER</b>	IP WLS BF H R ER SO BB IBB HBP BLK WP HR S P ERA WHIP	2.2 1.1 2.0 2.0 1.0	12 7 8 7 0	3 1 3 0 0	0 0 0 0 0	0 0 0 0 0	0 0 0 0 0	12 8 9 14 3	0.00 0.00 4.50 0.500 0.00	1.875 0.750 1.500 0.500 1.000									

AB	36
R	3
H	7
RBI	3
BB	2
SO	8
LOB	13

AB	37
R	4
H	8
RBI	2
BB	6
SO	4
LOB	20





Batter	1	2	3	4	5	6	7	8	9	10	AB	R	H	RBI	BB	SO	LOB	TOP									
3 Nyer Morgan, L OBP: 0.211, SLG: 0.263 68 Jeff Salazar, L OBP: 0.267, SLG: 0.333	G1-3		K2-3			SF8 1B		G3-1	K		3	1	1	0	0	1	0	2									
22 Andrew McCutchen, R OBP: 0.273, SLG: 0.167	L8			P3		G5-3			L8		5	1	1	0	0	0	4										
44 Brandon Moss, L OBP: 0.467, SLG: 0.618 37 Andy Phillips, R OBP: 0.400, SLG: 0.333	E5			L8		E6 15 BB					3	0	0	1	0	0	1										
18 Craig Monroe, R OBP: 0.407, SLG: 0.318 53 Pedro Alvarez, L OBP: 0.600, SLG: 0.625	F9			F8		SF8					2	0	0	1	0	0	1										
15 Andy LaRoche, R OBP: 0.234, SLG: 0.200 19 Neil Walker, S OBP: 0.267, SLG: 0.231						K					2	0	0	1	0	1	0										
69 Garrett Jones, L OBP: 0.385, SLG: 0.200						G4-3					4	1	0	1	1	0	4										
23 Robinson Diaz, R OBP: 0.333, SLG: 0.625 35 Jason Jaramillo, S OBP: 0.444, SLG: 0.286						P3					3	0	0	0	0	0	0										
73 Shelby Ford, S OBP: 0.429, SLG: 0.769				K							4	1	2	0	0	1	0										
10 Brian Bixler, R OBP: 0.300, SLG: 0.400 36 Luis Alfonso Cruz, R OBP: 0.333, SLG: 0.333				G5-3							2	1	1	1	0	0	0										
											2	0	1	1	0	0	0										
<b>Inning Stats</b>	R: 0 E: 1 K: 0 S: 4	H: 0 LOB: 1 BB: 0 P: 4	R: 0 E: 0 K: 0 S: 3	H: 1 LOB: 0 BB: 0 P: 3	R: 0 E: 0 K: 2 S: 7	H: 0 LOB: 0 BB: 0 P: 7	R: 0 E: 0 K: 0 S: 3	H: 0 LOB: 0 BB: 0 P: 3	R: 0 E: 0 K: 1 S: 5	H: 0 LOB: 0 BB: 0 P: 5	R: 3 E: 1 K: 0 S: 7	H: 3 LOB: 2 BB: 1 P: 11	R: 0 E: 0 K: 0 S: 3	H: 0 LOB: 0 BB: 0 P: 5	R: 1 E: 0 K: 0 S: 5	H: 3 LOB: 1 BB: 0 P: 5	R: 1 E: 0 K: 1 S: 5	H: 2 LOB: 2 BB: 1 P: 11	R: 1 E: 0 K: 0 S: 5	H: 1 LOB: 1 BB: 1 P: 9	1B: 8 2B: 1 3B: 1 HR: 0	SF: 1 SAC: 0 DP: 2 HBP: 0	WP: 0 PB: 1 SB: 0 CS: 0	PA: 43			
<b>PITCHER</b>	IP 3.0	WLS 10	BF 10	H 1	R 0	ER 0	SO 2	BB 0	IBB 0	HBP 0	BLK 0	WP 0	HR 0	S 14	P 14	ERA 0.00	WHIP 0.333										
40 Nick Masset, R ERA: 6.75	IP 1.0	WLS H	BF 3	H 0	R 0	ER 0	SO 0	BB 0	IBB 0	HBP 0	BLK 0	WP 0	HR 0	S 3	P 3	ERA 0.00	WHIP 0.000										
25 David Weathers, R ERA: 6.0	IP 2.0	WLS H	BF 3	H 0	R 0	ER 0	SO 1	BB 0	IBB 0	HBP 0	BLK 0	WP 0	HR 0	S 5	P 5	ERA 0.00	WHIP 0.000										
57 Mike Lincoln, R ERA: 3.0	IP 1.0	WLS B	BF 11	H 3	R 3	ER 2	SO 1	BB 0	IBB 0	HBP 0	BLK 0	WP 0	HR 0	S 10	P 14	ERA 9.00	WHIP 2.000										
88 Ben Jukich, L ERA: 6.0	IP 1.0	WLS H	BF 5	H 3	R 1	ER 1	SO 0	BB 0	IBB 0	HBP 0	BLK 0	WP 0	HR 0	S 5	P 5	ERA 9.00	WHIP 3.000										
78 Sam LeCure, R ERA: 12.0																											

Pittsburgh Pirates @ Cincinnati Reds  
Ed Smith Stadium, Sarasota, FL  
Thu Mar 05 2009, 1:05 PM EST  
Att: 3,640 - Sunny - 75 F

AB 39  
R 6  
H 10  
RBI 6  
BB 3  
SO 4  
LOB 18

WP: 0 PA: 43  
PB: 1  
SB: 0  
CS: 0

livebaseballscores.com

**P**

Batter	1	2	3	4	5	6	7	8	9	10	AB	R	H	RBI	BB	SO	LOB	BOTTOM								
30 Norris Hopper, R OBP: 0.333, SLG: 0.273 21 Chris Dickerson, L OBP: 0.462, SLG: 0.309	L8		SH3		P2		F7		G3-1		2	0	0	0	0	0	2									
Jeff Keppinger, R OBP: 0.143, SLG: 0.143 64 Chris Valaika, R OBP: 0.333, SLG: 0.545	G6-3		G6-3		G6-3		G6-3				3	0	0	0	0	0	1									
82 Wes Bankston, R OBP: 0.357, SLG: 0.100 83 Drew Stubbs, R OBP: 0.250, SLG: 0.286	G5-3			F7							3	0	1	0	0	0	0									
4 Brandon Phillips, R OBP: 0.308, SLG: 0.052 62 Danny Richar, L OBP: 0.250, SLG: 0.500				F8							3	1	1	0	0	0	1									
9 Jacque Jones, L OBP: 0.333, SLG: 0.182 75 Kevin Barker, L OBP: 0.545, SLG: 1.000											2	1	1	0	0	0	1									
60 Adam Rosales, R OBP: 0.300, SLG: 0.571 84 Todd Frazier, R OBP: 0.333, SLG: 0.273											2	2	1	1	1	0	0									
50 Laynce Nix, L OBP: 0.417, SLG: 0.818 80 Darrell McDonald, R OBP: 0.429, SLG: 0.769											0	1	0	1	1	0	0									
2 Alex Gonzalez, R OBP: 0.500, SLG: 0.500 31 Jonny Gomes, R OBP: 0.462, SLG: 0.309											3	1	1	4	0	2	1									
26 Wilkin Castillo, S OBP: 0.429, SLG: 0.769											2	0	1	0	0	0	1									
81 Chris Kroski, L OBP: 0.333, SLG: 0.667 81 Chris Denove, R OBP: 0.250, SLG: 0.500 71 Craig Tatum, R OBP: 0.429, SLG: 1.000											1	0	0	0	0	0	1									
											1	0	0	0	0	0	0									
											0	0	0	1	1	0	0									
<b>Inning Stats</b>	R: 0 E: 0 K: 0 S: 3	H: 0 LOB: 0 BB: 0 P: 3	R: 1 E: 0 K: 0 S: 4	H: 1 LOB: 1 BB: 0 P: 4	R: 0 E: 0 K: 0 S: 4	H: 1 LOB: 1 BB: 0 P: 4	R: 2 E: 0 K: 0 S: 5	H: 2 LOB: 1 BB: 1 P: 9	R: 0 E: 0 K: 0 S: 3	H: 0 LOB: 0 BB: 0 P: 3	R: 1 E: 1 K: 0 S: 4	H: 3 LOB: 3 BB: 0 P: 7	R: 0 E: 0 K: 1 S: 5	H: 0 LOB: 0 BB: 0 P: 5	R: 0 E: 0 K: 1 S: 5	H: 0 LOB: 3 BB: 1 P: 11	R: 5 E: 0 K: 0 S: 4	H: 3 LOB: 0 BB: 2 P: 12	1B: 6 2B: 3 3B: 0 HR: 2	SF: 2 SAC: 2 DP: 0 HBP: 1	WP: 1 PB: 0 SB: 0 CS: 0	PA: 43				
<b>PITCHER</b>	IP 3.0	WLS 13	BF 5	H 3	R 1	ER 3	SO 0	BB 1	IBB 0	HBP 0	BLK 0	WP 0	HR 0	S 11	P 11	ERA 3.00	WHIP 0.667									
28 Paul Maholm, L ERA: 1.8	IP 2.2	WLS 5	BF 0	H 1	R 0	ER 1	SO 1	BB 0	IBB 0	HBP 0	BLK 0	WP 0	HR 0	S 7	P 8	ERA 0.00	WHIP 0.000									
27 Jeff Karstens, R ERA: 5.79	IP 1.1	WLS 3	BF 0	H 0	R 0	ER 0	SO 0	BB 0	IBB 0	HBP 0	BLK 0	WP 0	HR 0	S 5	P 5	ERA 0.00	WHIP 0.000									
54 Denny Bautista, R ERA: 5.4	IP 1.0	WLS 3	BF 0	H 0	R 0	ER 0	SO 0	BB 0	IBB 0	HBP 0	BLK 0	WP 0	HR 0	S 5	P 5	ERA 0.00	WHIP 0.000									
56 Donnie Veal, L ERA: 3.0	IP 1.0	WLS 5	BF 1	H 0	R 0	ER 0	SO 1	BB 0	IBB 0	HBP 0	BLK 0	WP 0	HR 0	S 6	P 11	ERA 0.00	WHIP 2.000									
74 Jason Davis, R ERA: 3.0																										

Pittsburgh Pirates @ Cincinnati Reds  
Ed Smith Stadium, Sarasota, FL  
Thu Mar 05 2009, 1:05 PM EST  
Att: 3,640 - Sunny - 75 F

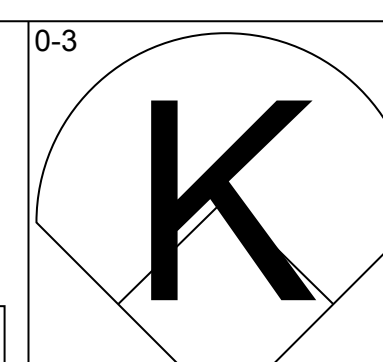
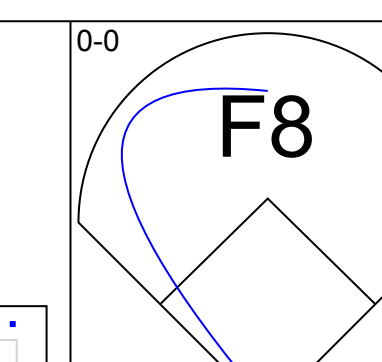
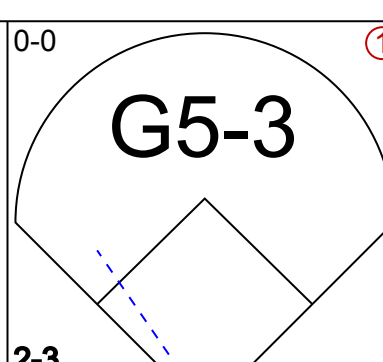
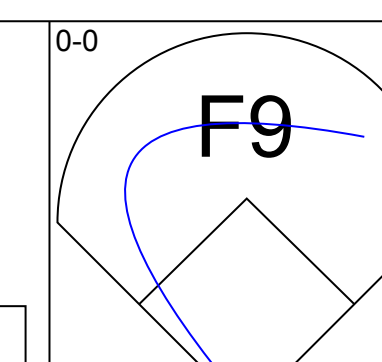
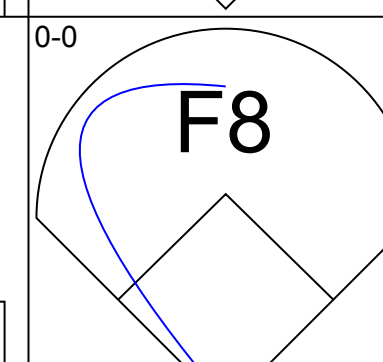
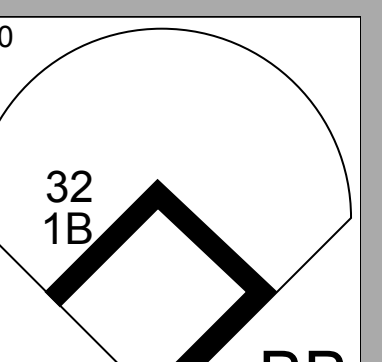
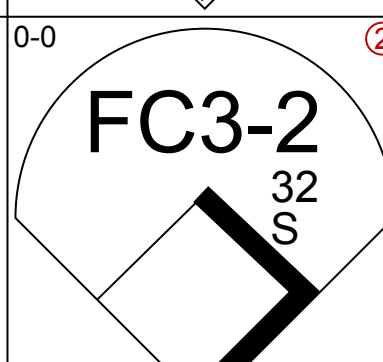
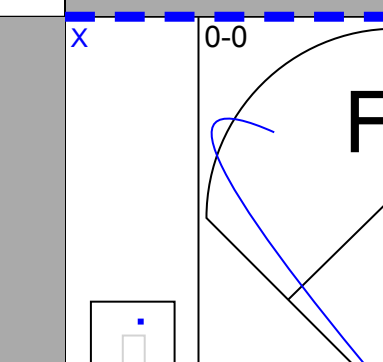
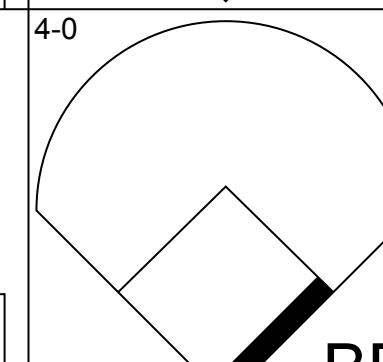
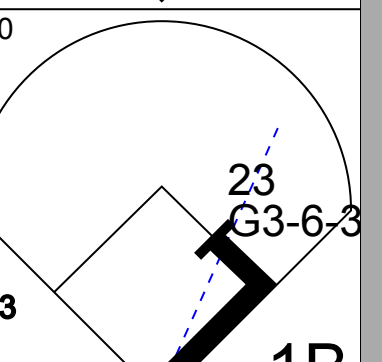
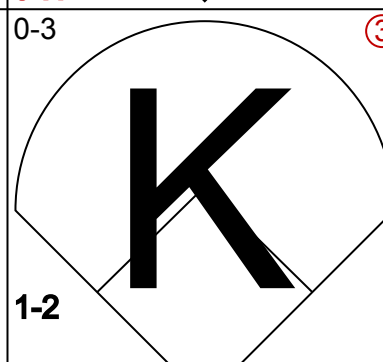
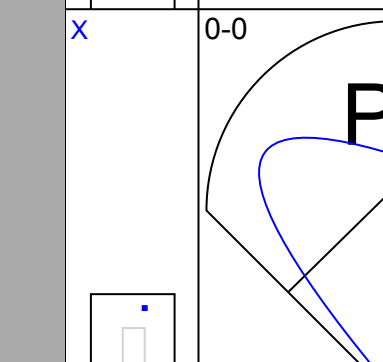
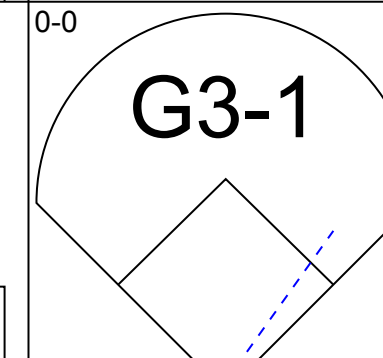

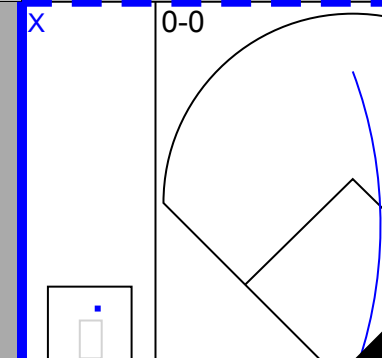
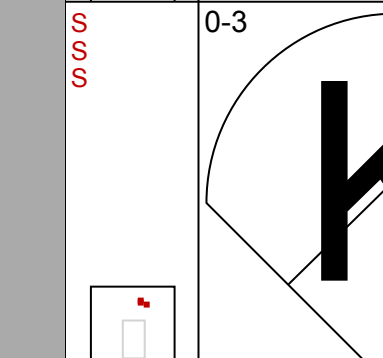
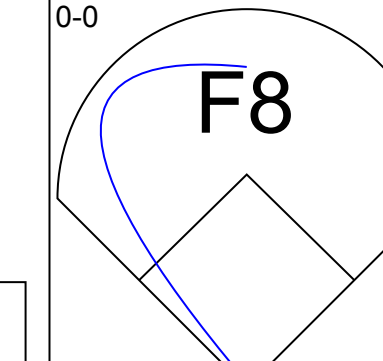
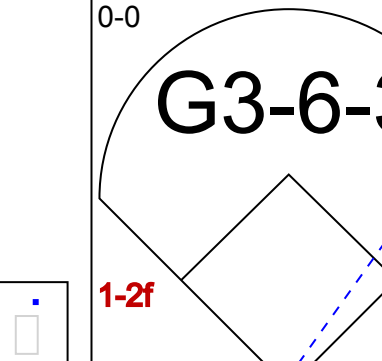
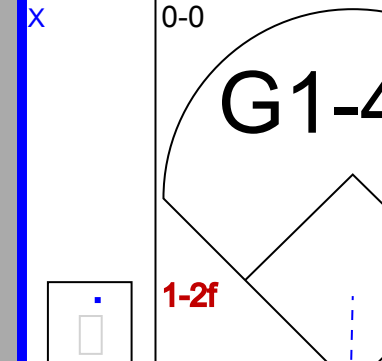
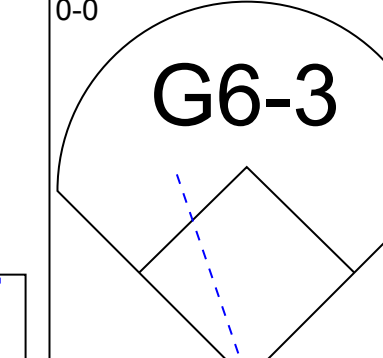
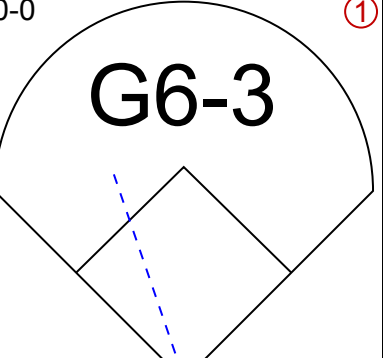
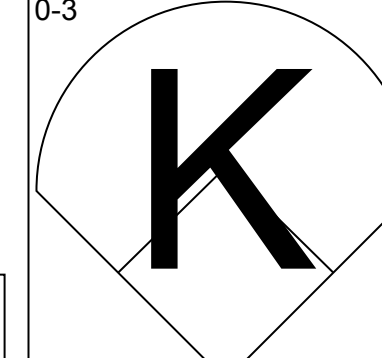
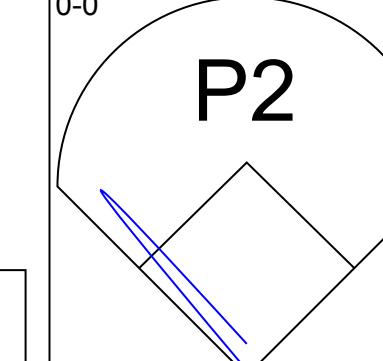
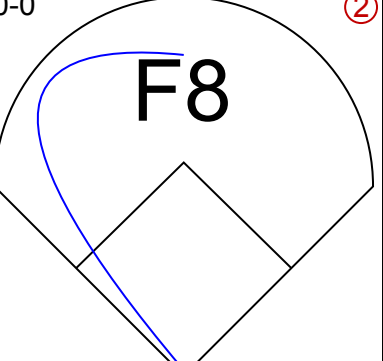
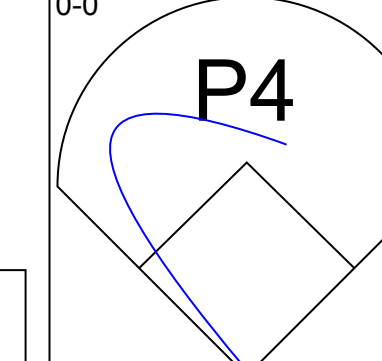
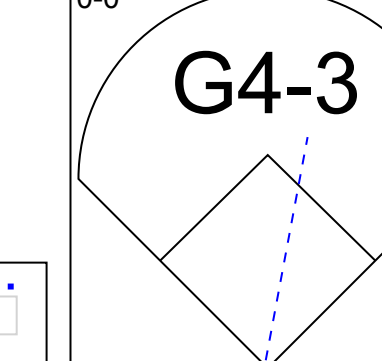
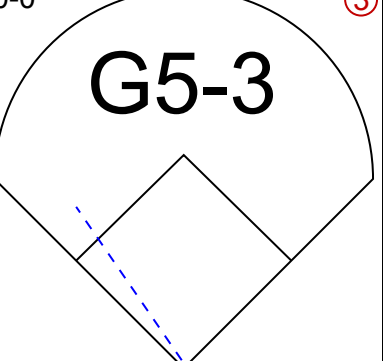
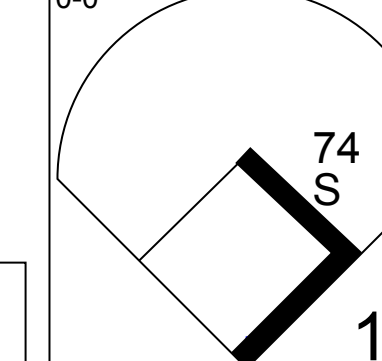
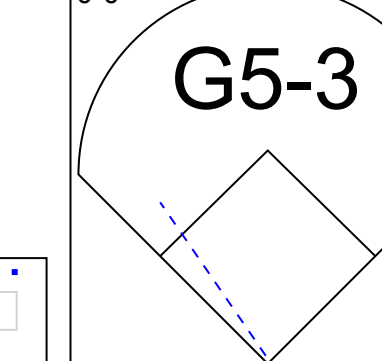
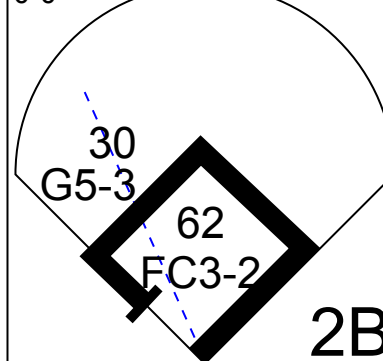
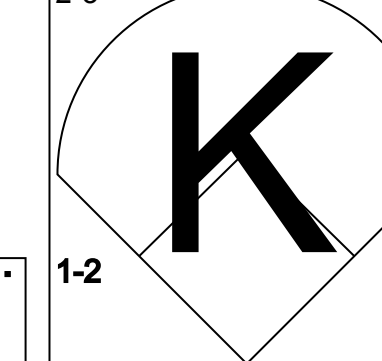
AB 34  
R 10  
H 11  
RBI 10  
BB 4  
SO 3  
LOB 8

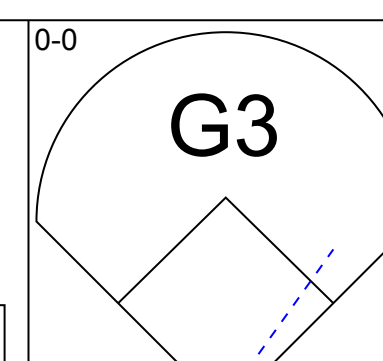
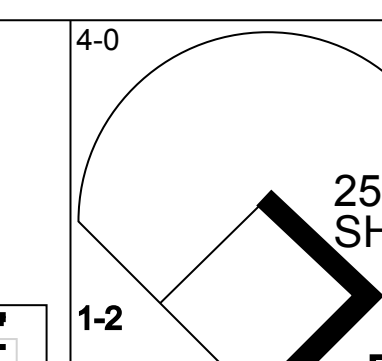
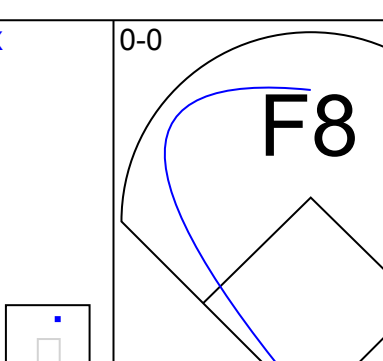
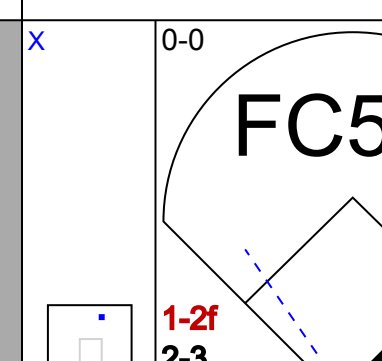
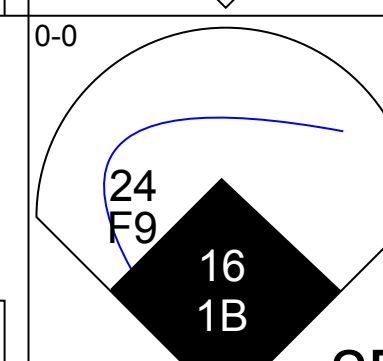
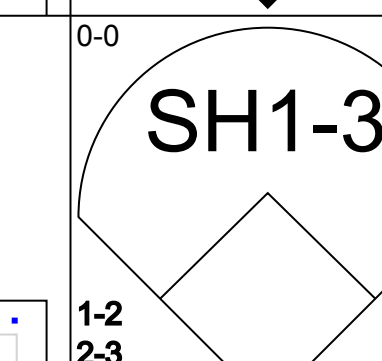
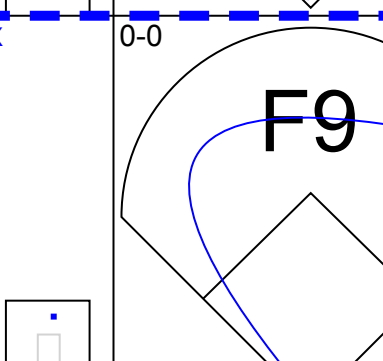
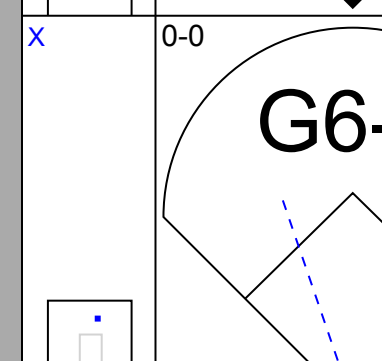
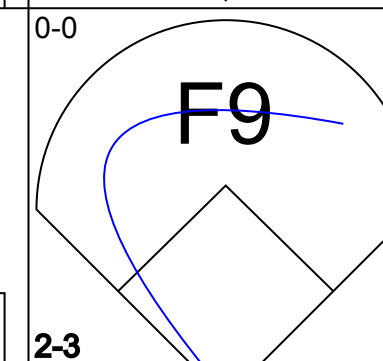
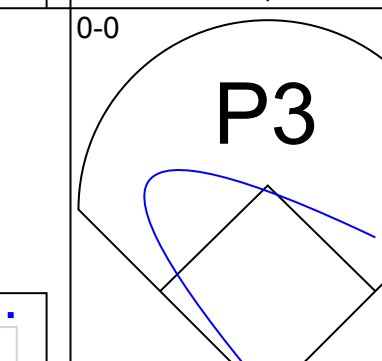
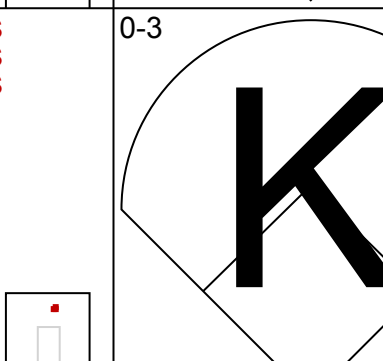
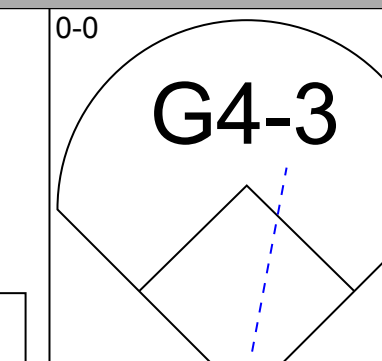
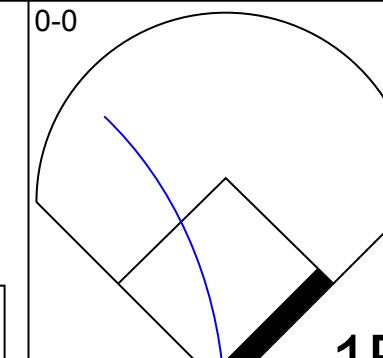
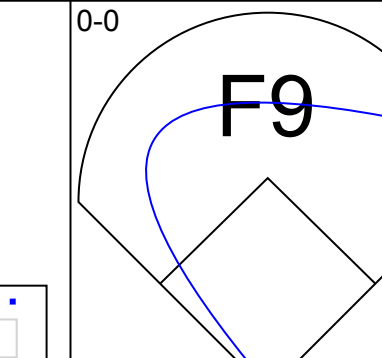
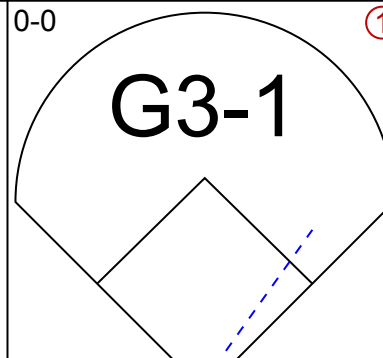
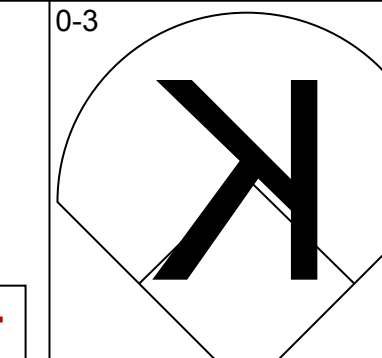
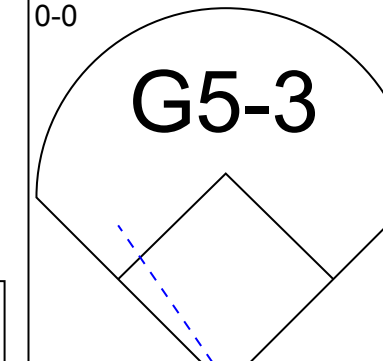
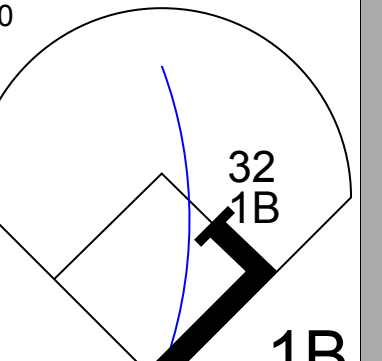
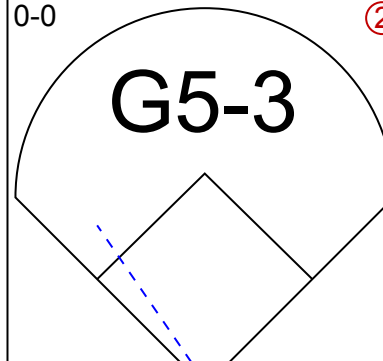
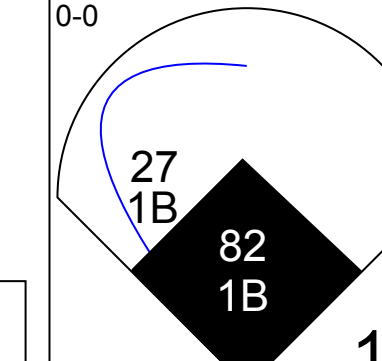
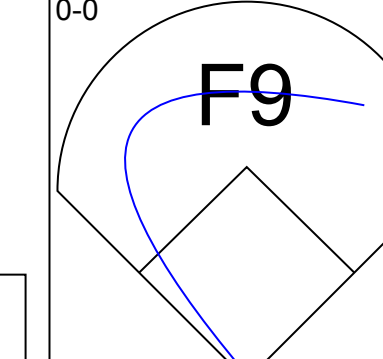
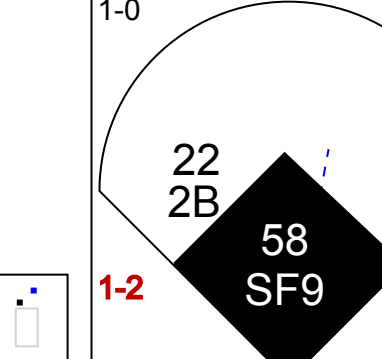
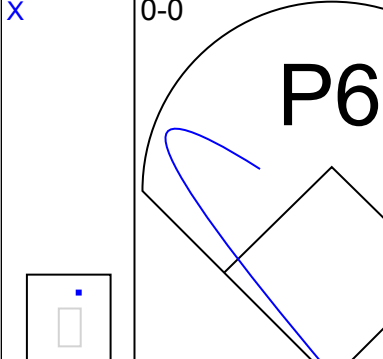
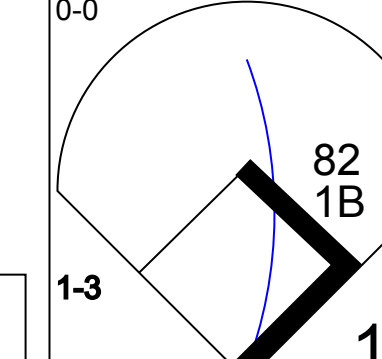
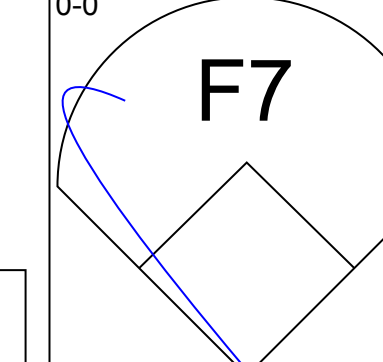
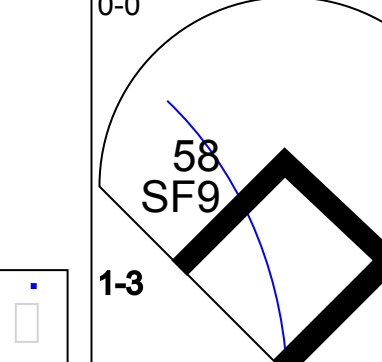
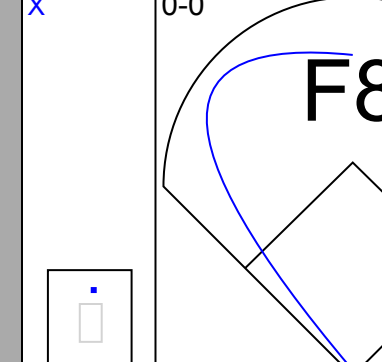
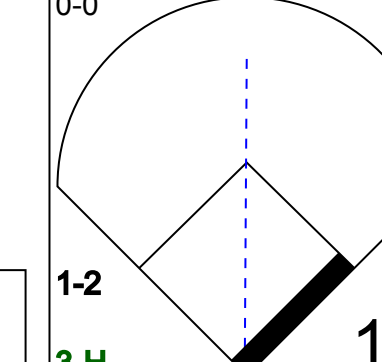
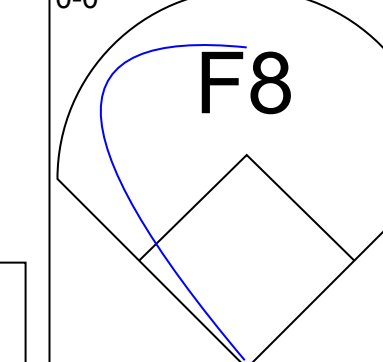
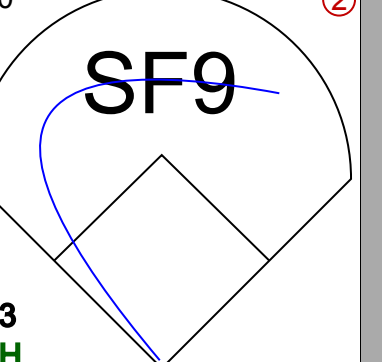
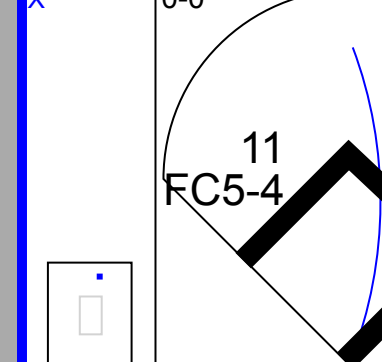
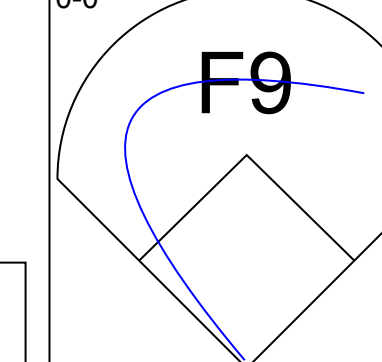
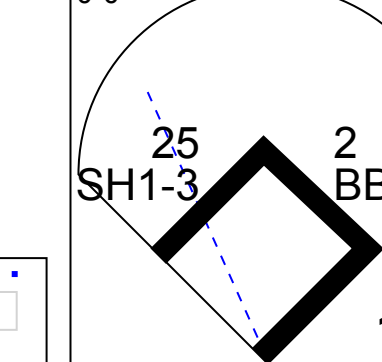
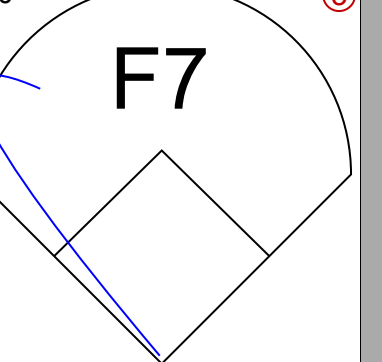
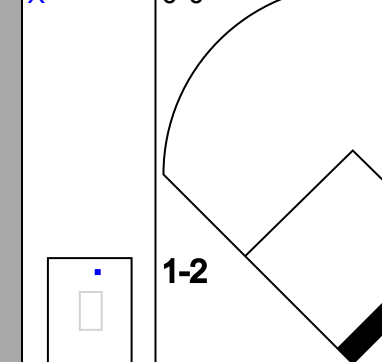
WP: 1 PA: 43  
PB: 0  
SB: 0  
CS: 0

livebaseballscores.com

**REDS**



Batter	1	2	3	4	5	6	7	8	9	AB	R	H	RBI	BB	SO	LOB	TOP										
21 Chris Dickerson, L (1, 8) OBP: 0.400, SLG: 0.769 30 Norris Hopper, R (6, PH) OBP: 0.286, SLG: 0.231 (6, 8)										2	0	0	0	0	1	0	<b>Cincinnati Reds @ Minnesota Twins</b> Hammond Stadium, Fort Myers, FL Fri Mar 06 2009, 1:05 PM EST Att: 7,767 - Cloudy - 77 F										
60 Adam Rosales, R (1, 4) OBP: 0.333, SLG: 0.500 62 Danny Richar, L (6, PH) OBP: 0.200, SLG: 0.400 (6, 4)										1	0	0	0	1	0	0											
32 Jay Bruce, L (1, 9) OBP: 0.462, SLG: 0.690 82 Wes Bankston, R (7, 9) OBP: 0.333, SLG: 0.091 (7, 9)										2	0	1	0	1	1	1											
68 Juan Francisco, L (1, 5) OBP: 0.273, SLG: 0.364 69 Luis Bolivar, R (7, PH) OBP: 0.429, SLG: 0.571 (7, 5)										2	0	0	0	0	1	3											
23 Daryle Ward, L (1, 3) OBP: 0.125, SLG: 0.125 77 Yonder Alonso, L (7, PH) OBP: 0.429, SLG: 0.400 (7, 3)										2	0	0	0	0	0	2											
9 Jacque Jones, L (1, 7) OBP: 0.267, SLG: 0.154 31 Jonny Gomes, R (6, 7) OBP: 0.429, SLG: 0.833 (6, 7)										2	0	0	0	0	0	0											
7 Paul Janish, R (1, 6) OBP: 0.357, SLG: 0.500 64 Chris Valaika, R (7, 6) OBP: 0.308, SLG: 0.500 (7, 6)										2	0	0	0	0	0	0											
29 Ryan Hanigan, R (1, 2) OBP: 0.300, SLG: 0.300 26 Wilkin Castillo, S (7, 2) OBP: 0.222, SLG: 0.125 (7, 2)										2	0	0	0	0	0	0											
85 Devin Mesoraco, R (1, 10) OBP: 0.250, SLG: 0.500 74 Humberto Cota, R (8, PH) (8, 10)										2	0	1	0	0	0	0											
<b>Inning Stats</b>	R: 0 E: 0 K: 1 S: 5	H: 0 LOB: 1 BB: 1 P: 9	R: 0 E: 0 K: 0 S: 3	H: 0 LOB: 0 BB: 0 P: 3	R: 0 E: 0 K: 0 S: 3	H: 1 LOB: 1 BB: 1 P: 9	R: 0 E: 0 K: 1 S: 5	H: 0 LOB: 0 BB: 0 P: 3	R: 0 E: 0 K: 1 S: 6	H: 1 LOB: 1 BB: 0 P: 6	R: 0 E: 0 K: 1 S: 5	H: 1 LOB: 0 BB: 0 P: 5	R: 0 E: 0 K: 1 S: 6	H: 1 LOB: 1 BB: 0 P: 8	R: 0 E: 0 K: 1 S: 5	H: 0 LOB: 0 BB: 0 P: 5		1B: 3 2B: 1 3B: 0 HR: 0	SF: 0 SAC: 0 DP: 2 HBP: 0	WP: 0 PB: 0 SB: 2 CS: 0	PA: 31						
<b>PITCHER</b>	IP	WLS	BF	H	R	ER	SO	BB	IBB	HBP	BLK	WP	HR	S	P	ERA	WHIP										
15 Glen Perkins, L (1, 1) ERA: 7.11	4.0	W	14	1	0	0	2	2	0	0	0	0	0	16	24	0.00	0.750										
37 Jason Jones, R (5, 1) ERA: 1.5	2.0	H	7	1	0	0	1	0	0	0	0	0	0	9	9	0.00	0.500										
52 Brian Duensing, L (7, 1) ERA: 1.5	1.0	H	3	1	0	0	1	0	0	0	0	0	0	5	5	0.00	1.000										
61 Kevin Mulvey, R (8, 1) ERA: 2.25	1.0	H	4	1	0	0	1	0	0	0	0	0	0	6	8	0.00	1.000										
49 Craig Breslow, L (9, 1) ERA: 2.25	1.0	S	3	0	0	0	1	0	0	0	0	0	0	5	5	0.00	0.000										

Batter	1	2	3	4	5	6	7	8	9	AB	R	H	RBI	BB	SO	LOB	BOTTOM										
2 Denard Span, L (1, 9) OBP: 0.313, SLG: 0.083 11 Jason Pridle, L (6, 9) OBP: 0.250, SLG: 0.167 (6, 7)										2	0	0	0	1	0	0	<b>Cincinnati Reds @ Minnesota Twins</b> Hammond Stadium, Fort Myers, FL Fri Mar 06 2009, 1:05 PM EST Att: 7,767 - Cloudy - 77 F										
25 Alexi Casilla, S (1, 4) OBP: 0.385, SLG: 0.364 77 Steve Tolleson, R (6, 4)										2	1	1	0	0	0	0											
24 Joe Crede, R (1, 5) OBP: 0.600, SLG: 0.500 (6, 5)										3	0	0	0	0	1	3											
16 Jason Kubel, L (1, 10) OBP: 0.600, SLG: 1.000 79 Danny Valencia, R (8, PH) OBP: 0.667, SLG: 0.667 (9, 10)										3	0	1	1	0	0	2											
21 Delmon Young, R (1, 7) OBP: 0.615, SLG: 0.667 73 David Winfree, R (7, 9) OBP: 0.500, SLG: 0.571 (7, 9)										3	0	1	0	0	0	1											
32 Brian Buscher, L (1, 3) OBP: 0.533, SLG: 0.857 27 Matt Macri, R (7, 3) OBP: 0.250, SLG: 0.143 (7, 3)										3	1	1	0	0	0	0											
22 Carlos Gómez, R (1, 8) OBP: 0.357, SLG: 0.615 82 Dustin Martin, L (8, 8) OBP: 0.538, SLG: 0.750 (8, 8)										3	0	1	0	0	0	0											
58 Jose Morales, S (1, 2) OBP: 0.143, SLG: 0.167 76 Wilson Ramos, R (7, 2) OBP: 0.500, SLG: 0.571 (7, 2)										1	0	0	1	0	0	0											
23 Brendan Harris, R (1, 6) OBP: 0.556, SLG: 0.625 1 Trevor Plouffe, R (8, 6)										3	0	2	0	0	0	1											
<b>Inning Stats</b>	R: 1 E: 0 K: 0 S: 5	H: 2 LOB: 1 BB: 0 P: 5	R: 0 E: 0 K: 0 S: 3	H: 0 LOB: 0 BB: 0 P: 3	R: 0 E: 0 K: 0 S: 4	H: 1 LOB: 2 BB: 1 P: 8	R: 1 E: 0 K: 0 S: 5	H: 3 LOB: 1 BB: 0 P: 6	R: 0 E: 0 K: 1 S: 5	H: 0 LOB: 0 BB: 0 P: 3	R: 0 E: 0 K: 0 S: 5	H: 2 LOB: 2 BB: 0 P: 5	R: 1 E: 0 K: 1 S: 8	H: 3 LOB: 2 BB: 0 P: 8	R: 0 E: 0 K: 1 S: 5	H: 0 LOB: 0 BB: 0 P: 5		1B: 9 2B: 2 3B: 0 HR: 0	SF: 1 SAC: 1 DP: 0 HBP: 0	WP: 0 PB: 0 SB: 0 CS: 0	PA: 35						
<b>PITCHER</b>	IP	WLS	BF	H	R	ER	SO	BB	IBB	HBP	BLK	WP	HR	S	P	ERA	WHIP										
Aaron Harang, R (1, 1) ERA: 7.11	3.1	L	16	6	2	2	0	1	0	0	0	0	0	15	20	5.40	2.100										
67 Ron Flores, L (4, 1) ERA: 7.11	1.0		3	0	0	0	0	0	0	0	0	0	0	3	3	0.00	0.000										
89 Jordan Smith, R (5, 1) ERA: 7.11	1.2		5	0	0	0	1	0	0	0	0	0	0	7	7	0.00	0.000										
86 James Avery, R (7, 1) ERA: 3.0	2.0		11	5	1	1	1	0	0	0	0	0	0	13	13	4.50	2.500										

AB 29  
R 0  
H 4  
RBI 0  
BB 2  
SO 6  
LOB 11



AB 32  
R 3  
H 11  
RBI 3  
BB 1  
SO 2  
LOB 13





Batter	1	2	3	4	5	6	7	8	9	AB	R	H	RBI	BB	SO	LOB	TOP										
30 Norris Hopper, R OBP: 0.353, SLG: 0.267 80 Darrell McDonald, R OBP: 0.400, SLG: 0.714	G6-3		G6-3		G1-6-3		E5			2	1	1	0	1	0	0	<b>Cincinnati Reds @ Toronto Blue Jays</b> Dunedin Stadium, Dunedin, FL Sat Mar 07 2009, 1:05 PM EST Att: 4,551 - Sunny - 77 F										
Jeff Keppinger, R OBP: 0.118, SLG: 0.118 7 Paul Janish, R OBP: 0.417, SLG: 0.455	G6-3		G6-3		G1-6-3		K			3	0	0	0	0	0	2											
32 Jay Bruce, L OBP: 0.338, SLG: 0.538 26 Wilkin Castillo, S OBP: 0.200, SLG: 0.111	FC6-4		G3		K2-3		B2-3			3	0	1	1	0	1	0											
4 Brandon Phillips, R OBP: 0.471, SLG: 0.688 62 Danny Richar, L OBP: 0.182, SLG: 0.364	FC6-4		G5-3							3	0	1	0	0	0	1											
50 Lavnce Nix, L OBP: 0.333, SLG: 0.643 83 Drew Stubbs, R OBP: 0.222, SLG: 0.250					P6		G3-1			3	0	0	0	0	1	1											
84 Todd Frazier, R OBP: 0.286, SLG: 0.231 68 Juan Francisco, L OBP: 0.231, SLG: 0.308										2	0	0	0	0	2	0											
23 Danyle Ward, L OBP: 0.375, SLG: 0.333 77 Yonder Alonso, L OBP: 0.375, SLG: 0.333										2	0	0	0	0	2	1											
2 Alex Gonzalez, R OBP: 0.500, SLG: 0.750 75 Kevin Barker, L OBP: 0.462, SLG: 0.818										2	0	1	0	0	1	1											
29 Ryan Hanigan, R OBP: 0.333, SLG: 0.417 81 Chris Denove, R OBP: 0.167, SLG: 0.333										2	1	1	0	0	0	2											
										2	0	0	0	0	1	0											
<b>Inning Stats</b>	R: 0 E: 0 K: 0 S: 4	H: 1 LOB: 1 BB: 0 P: 4	R: 0 E: 0 K: 2 S: 9	H: 2 LOB: 2 BB: 0 P: 9	R: 1 E: 0 K: 0 S: 3	H: 0 LOB: 0 BB: 1 P: 8	R: 0 E: 0 K: 2 S: 7	H: 0 LOB: 1 BB: 1 P: 11	R: 1 E: 0 K: 1 S: 6	H: 2 LOB: 0 BB: 0 P: 6	R: 0 E: 0 K: 2 S: 8	H: 1 LOB: 2 BB: 1 P: 12	R: 0 E: 0 K: 1 S: 6	H: 0 LOB: 0 BB: 0 P: 6	R: 0 E: 0 K: 3 S: 9	H: 0 LOB: 0 BB: 0 P: 9	R: 0 E: 0 K: 1 S: 5	H: 0 LOB: 0 BB: 0 P: 5	1B: 3 2B: 3 3B: 0 HR: 0	SF: 0 SAC: 0 DP: 1 HBP: 0	WP: 1 PB: 0 SB: 0 CS: 0	PA: 36					
<b>PITCHER</b>	IP	WLS	BF	H	R	ER	SO	BB	IBB	HBP	BLK	WP	HR	S	P	ERA	WHIP										
51 Jesse Litsch, R ERA: 1.8	3.0		13	3	1	1	2	1	0	0	0	1	0	16	21	3.00	1.333										
24 Ricky Romero, L ERA: 7.5	3.0	W	13	3	1	1	5	2	0	0	0	0	0	21	29	3.00	1.667										
58 Dirk Hayhurst, R ERA:	2.0	H	7	0	0	0	4	0	0	0	0	0	0	15	15	0.00	0.000										
40 Brian Wolfe, R ERA: 10.8	1.0		3	0	0	0	1	0	0	0	0	0	0	5	5	0.00	0.000										

Batter	1	2	3	4	5	6	7	8	9	AB	R	H	RBI	BB	SO	LOB	BOTTOM										
1 Joe Inglett, L OBP: 0.294, SLG: 0.200	G3		G4-3							5	1	2	0	0	0	1	<b>Cincinnati Reds @ Toronto Blue Jays</b> Dunedin Stadium, Dunedin, FL Sat Mar 07 2009, 1:05 PM EST Att: 4,551 - Sunny - 77 F										
2 Aaron Hill, R OBP: 0.412, SLG: 0.467 69 Brad Emaus, R OBP: 0.500, SLG: 0.727	F8				F8					3	0	1	1	0	0	1											
26 Adam Lind, L OBP: 0.294, SLG: 0.429 3 Randy Ruiz, R OBP: 0.444, SLG: 0.500	G1-3									3	0	1	0	0	0	0											
30 Kevin Millar, R OBP: 0.500, SLG: 1.000 62 Brian Dopirak, R OBP: 0.182, SLG: 0.222										3	1	1	1	0	0	2											
11 Jason Lane, R OBP: 0.524, SLG: 1.000 21 Buck Coats, L OBP: 0.333, SLG: 0.333										3	0	3	0	0	0	0											
64 Scott Campbell, L OBP: 0.333, SLG: 0.643										4	1	2	3	0	0	2											
45 Travis Snider, L OBP: 0.500, SLG: 0.789 17 Adam Loewen, L OBP: 0.273, SLG: 0.200										3	0	2	1	0	1	0											
7 Curtis Thigpen, R OBP: 0.091, SLG: 0.091 9 J.P. Arencibia, R OBP: 0.455, SLG: 0.250										2	0	0	0	0	0	2											
8 Russ Adams, L OBP: 0.308, SLG: 0.273 4 Angel Sanchez, R OBP: 0.455, SLG: 0.250										2	1	1	0	0	0	0											
										2	0	0	0	0	0	2											
<b>Inning Stats</b>	R: 0 E: 0 K: 0 S: 3	H: 0 LOB: 0 BB: 0 P: 3	R: 0 E: 0 K: 0 S: 5	H: 2 LOB: 0 BB: 0 P: 5	R: 1 E: 0 K: 0 S: 5	H: 3 LOB: 1 BB: 0 P: 5	R: 0 E: 0 K: 1 S: 5	H: 1 LOB: 0 BB: 0 P: 5	R: 0 E: 0 K: 0 S: 4	H: 1 LOB: 1 BB: 0 P: 4	R: 3 E: 0 K: 0 S: 7	H: 4 LOB: 2 BB: 0 P: 8	R: 3 E: 1 K: 2 S: 12	H: 4 LOB: 2 BB: 0 P: 12	R: 0 E: 0 K: 1 S: 5	H: 0 LOB: 1 BB: 1 P: 9	1B: 10 2B: 4 3B: 1 HR: 1	SF: 0 SAC: 0 DP: 2 HBP: 0	WP: 0 PB: 0 SB: 0 CS: 0	PA: 39							
<b>PITCHER</b>	IP	WLS	BF	H	R	ER	SO	BB	IBB	HBP	BLK	WP	HR	S	P	ERA	WHIP										
34 Homer Bailey, R ERA: 1.13	1.0	H	4	1	0	0	0	0	0	0	0	0	0	4	4	0.00	1.000										
51 Jared Burton, R ERA: 6.23	1.0	L	7	4	3	3	0	0	0	0	0	0	1	7	8	27.00	4.000										
79 Robert Manuel, R ERA: 36.0	0.2		7	4	3	2	1	0	0	0	0	0	0	9	9	27.00	6.000										
63 Adam Pettijohn, L ERA: 16.2	0.1		1	0	0	0	1	0	0	0	0	0	0	3	3	0.00	0.000										
76 Carlos Fisher, R ERA:	1.0		4	1	0	0	1	1	0	0	0	0	0	5	9	0.00	1.000										

AB	33
R	2
H	6
RBI	1
BB	3
SO	12
LOB	12





Batter	1	2	3	4	5	6	7	8	9	10	AB	R	H	RBI	BB	SO	LOB	
1 Joe Inglett, L OBP: 0.300, SLG: 0.176 69 Brad Emaus, R OBP: 0.438, SLG: 0.615											2	0	0	0	1	1	0	
21 Buck Coats, L OBP: 0.333, SLG: 0.333 78 Sean Shoffit, L OBP: 0.250, SLG: 0.250											3	0	1	0	0	0	1	
26 Adam Lind, L OBP: 0.250, SLG: 0.353 8 Russ Adams, L OBP: 0.400, SLG: 0.615											3	0	0	0	0	1	1	
35 Lyle Overbay, L OBP: 0.231, SLG: 0.273 33 Scott Rolen, R OBP: 0.313, SLG: 0.600 64 Scott Campbell, L OBP: 0.313, SLG: 0.600											3	0	0	0	0	3	0	
45 Travis Snider, L OBP: 0.471, SLG: 0.688 17 Adam Loewen, L OBP: 0.250, SLG: 0.182											3	1	1	0	0	1	1	
5 Michael Barrett, R OBP: 0.083, SLG: 0.083 7 Curtis Thigpen, R OBP: 0.083, SLG: 0.083											3	0	0	0	0	1	2	
9 J.P. Arencibia, R OBP: 0.091, SLG: 0.400 3 Randy Ruiz, R OBP: 0.400, SLG: 0.444											3	1	1	2	0	0	0	
6 John McDonald, R OBP: 0.200, SLG: 0.187 4 Angel Sanchez, R OBP: 0.417, SLG: 0.222											3	0	0	0	0	0	0	
<b>Inning Stats</b>	R: 0 E: 0 K: 2 S: 7	H: 0 LOB: 0 BB: 0 P: 7	R: 0 E: 0 K: 3 S: 10	H: 1 LOB: 1 BB: 0 P: 10	R: 0 E: 0 K: 1 S: 5	H: 0 LOB: 0 BB: 0 P: 5	R: 0 E: 0 K: 0 S: 3	H: 1 LOB: 1 BB: 0 P: 4	R: 3 E: 0 K: 1 S: 10	H: 3 LOB: 0 BB: 0 P: 13	R: 2 E: 1 K: 1 S: 8	H: 3 LOB: 1 BB: 0 P: 8	R: 0 E: 0 K: 2 S: 6	H: 0 LOB: 0 BB: 0 P: 7	R: 0 E: 0 K: 1 S: 6	H: 1 LOB: 1 BB: 0 P: 6	1B: 4 2B: 2 3B: 1 HR: 2	SF: 0 SAC: 0 DP: 0 HBP: 0
<b>PITCHER</b>	IP WLS BF H R ER SO BB IBB HBP BLK WP HR S P ERA WHIP	33 Micah Owings, R ERA: 1.69 53 Arthur Rhodes, L ERA: 15.0 25 David Weathers, R ERA: 4.5 48 Francisco Cordero, R ERA: 24.0 66 Matt Maloney, L ERA: 12.0	4.0 14 1 0 0 6 1 0 0 0 0 0 0 25 29 0.00 0.500	70 Jeff Kennard, R ERA: 11.25	2.0 7 1 0 0 3 0 0 0 0 0 0 0 13 7 1 0 0 3 0 0 0 0 0 0 0 0 13 13 0.00 0.500													

**TOP**

Toronto Blue Jays @ Cincinnati Reds  
Ed Smith Stadium, Sarasota, FL  
Sun Mar 08 2009, 1:05 PM EDT  
Att: 3,915 - Sunny - 78 F

livebaseballscorecards.com

AB 39  
R 5  
H 9  
RBI 5  
BB 1  
SO 11  
LOB 8

WP: 0 PA: 40  
PB: 0  
SB: 0  
CS: 0

Batter	1	2	3	4	5	6	7	8	9	10	AB	R	H	RBI	BB	SO	LOB			
9 Jacque Jones, L OBP: 0.278, SLG: 0.133 30 Norm Hopper, R OBP: 0.316, SLG: 0.235											2	0	0	0	0	1	0			
2 Alex Gonzalez, R OBP: 0.288, SLG: 0.429 85 Devin Mesoraco, R (8, PH) OBP: 0.333, SLG: 0.500											3	0	0	0	0	2	1			
21 Chris Dickerson, L OBP: 0.389, SLG: 0.667 83 Drew Stubbs, R OBP: 0.273, SLG: 0.222											2	0	0	0	0	1	1			
4 Brandon Phillips, R OBP: 0.409, SLG: 1.000 64 Chris Valaika, R OBP: 0.333, SLG: 0.500											2	1	1	0	1	1	1			
31 Jonny Gomes, R OBP: 0.408, SLG: 1.000 82 Wes Bankston, R OBP: 0.333, SLG: 0.143 62 Danny Richar, L (10, PR) OBP: 0.182, SLG: 0.364											2	1	1	2	0	0	2			
50 Laynce Nix, L OBP: 0.294, SLG: 0.563 80 Damell McDonald, R OBP: 0.444, SLG: 0.765											2	0	0	0	0	1	0			
Jeff Keppinger, R OBP: 0.105, SLG: 0.105 60 Adam Rosales, R OBP: 0.400, SLG: 0.545											2	0	0	0	0	0	0			
74 Humberto Cota, R OBP: 0.444, SLG: 0.857 71 Craig Tatum, R OBP: 0.444, SLG: 0.857											2	0	0	0	1	0	0			
7 Paul Janish, R OBP: 0.357, SLG: 0.385 69 Luis Bolivar, R OBP: 0.333, SLG: 0.444											2	0	0	0	0	0	1			
<b>Inning Stats</b>	R: 0 E: 0 K: 2 S: 7	H: 0 LOB: 2 BB: 1 P: 12	R: 0 E: 0 K: 0 S: 3	H: 0 LOB: 1 BB: 1 P: 7	R: 0 E: 0 K: 1 S: 5	H: 0 LOB: 0 BB: 0 P: 5	R: 2 E: 0 K: 1 S: 7	H: 2 LOB: 0 BB: 0 P: 7	R: 0 E: 0 K: 1 S: 5	H: 0 LOB: 0 BB: 0 P: 5	R: 1 E: 1 K: 0 S: 5	H: 2 LOB: 1 BB: 0 P: 6	R: 2 E: 0 K: 1 S: 8	H: 3 LOB: 2 BB: 1 P: 12	R: 0 E: 0 K: 0 S: 3	H: 0 LOB: 0 BB: 0 P: 3	R: 1 E: 0 K: 0 S: 5	H: 3 LOB: 2 BB: 0 P: 5	1B: 8 2B: 2 3B: 0 HR: 1	SF: 0 SAC: 0 DP: 1 HBP: 2
<b>PITCHER</b>	IP WLS BF H R ER SO BB IBB HBP BLK WP HR S P ERA WHIP	25 David Purcey, L ERA: 4.5 27 Brett Cecil, L ERA: 4.91 72 T.J. Beam, R ERA: 4.91 60 Robert Ray, R ERA: 3.0 67 Luis Perez, L ERA: 3.39	3.0 12 4 3 0 3 2 0 0 0 0 0 0 15 24 0.00 0.667																	

**BOTTOM**

Toronto Blue Jays @ Cincinnati Reds  
Ed Smith Stadium, Sarasota, FL  
Sun Mar 08 2009, 1:05 PM EDT  
Att: 3,915 - Sunny - 78 F

livebaseballscorecards.com

AB 38  
R 6  
H 10  
RBI 6  
BB 3  
SO 7  
LOB 15

WP: 0 PA: 43  
PB: 0  
SB: 2  
CS: 1







Batter	1	2	3	4	5	6	7	8	9	AB	R	H	RBI	BB	SO	LOB	TOP															
21 Chris Dickerson, L (1, 8) 30 Norris Hopper, R (7, 8) OBP: 0.435, SLG: 0.750 OBP: 0.300, SLG: 0.222										3	0	2	1	0	0	2	<p>Cincinnati Reds @ New York Yankees George M. Steinbrenner Field, Tampa, FL Tue Mar 10 2009, 7:15 PM EDT Att: 10,295 - Clear - 74 F</p> <p>AB 32 R 1 H 6 RBI 1 BB 1 SO 12 LOB 10</p>															
2 Alex Gonzalez, R (1, 6) 7 Paul Janish, R (6, PH) OBP: 0.222, SLG: 0.333 OBP: 0.278, SLG: 0.294										2	0	0	0	0	2																	
32 Jay Bruce, L (1, 9) 31 Jonny Gomes, R (7, 9) OBP: 0.318, SLG: 0.368 OBP: 0.350, SLG: 0.778										3	0	0	0	1	0																	
4 Brandon Phillips, R (1, 4) 62 Danny Richar, L (6, PH) OBP: 0.263, SLG: 0.650 OBP: 0.154, SLG: 0.308										2	0	1	0	0	1	0																
75 Kevin Barker, L (1, 3) 23 Daryle Ward, L (7, PH) OBP: 0.375, SLG: 0.643 OBP: 0.313, SLG: 0.429										2	0	0	0	0	1	1																
28 Edwin Encarnación, R (1, 5) 60 Adam Rosales, R (6, 5) OBP: 0.250, SLG: 0.500 OBP: 0.353, SLG: 0.462										2	0	0	0	0	2	0																
50 Laynce Nix, L (1, 7) 9 Jacque Jones, L (6, 7) OBP: 0.263, SLG: 0.500 OBP: 0.227, SLG: 0.105										2	0	0	0	0	1	0																
29 Ryan Hanigan, R (1, 2) 26 Wilkin Castillo, S (6, 2) OBP: 0.500, SLG: 0.813 OBP: 0.167, SLG: 0.091										2	1	2	0	0	0	0																
82 Wes Bankston, R (1, 10) 71 Craig Tatum, R (8, PH) OBP: 0.318, SLG: 0.167 OBP: 0.500, SLG: 0.857										2	0	1	0	0	0	1																
										0	0	0	0	1	0	0																
<b>Inning Stats</b>	R: 0 E: 0 K: 1 S: 6	H: 1 LOB: 0 BB: 0 P: 6	R: 0 E: 0 K: 2 S: 7	H: 0 LOB: 0 BB: 0 P: 7	R: 1 E: 0 K: 0 S: 5	H: 2 LOB: 1 BB: 0 P: 5	R: 0 E: 0 K: 1 S: 5	H: 1 LOB: 0 BB: 0 P: 5	R: 0 E: 0 K: 2 S: 9	H: 2 LOB: 2 BB: 0 P: 9	R: 0 E: 0 K: 1 S: 5	H: 0 LOB: 0 BB: 0 P: 5	R: 0 E: 0 K: 1 S: 5	H: 0 LOB: 0 BB: 0 P: 5	R: 0 E: 0 K: 2 S: 7	H: 0 LOB: 1 BB: 1 P: 11	R: 0 E: 1 K: 2 S: 8	H: 0 LOB: 1 BB: 0 P: 8	1B: 5 2B: 0 3B: 1 HR: 0	SF: 0 SAC: 0 DP: 0 HBP: 0	WP: 0 PB: 0 SB: 0 CS: 2	PA: 34										
<b>PITCHER</b>	IP WLS BF H R ER SO BB IBB HBP BLK WP HR S P ERA WHIP																															
62 Joba Chamberlain, R (1, 1) ERA: 6.75	3.0	W 11	3	1	1	3	0	0	0	0	0	0	18	18	3.00	1.000																
48 Phil Coke, L (4, 1) ERA: 1.8	2.0	H 8	3	0	0	3	0	0	0	0	0	0	14	14	0.00	1.500																
29 Kei Igawa, L (6, 1) ERA: 1.8	2.0	H 6	0	0	0	2	0	0	0	0	0	0	10	10	0.00	0.000																
70 Christian Garcia, R (8, 1) ERA: 9.0	1.0	4	0	0	0	2	1	0	0	0	0	0	7	11	0.00	1.000																
67 Anthony Claggett, R (9, 1) ERA: 1.5	1.0	4	0	0	0	2	0	0	0	0	0	0	8	8	0.00	0.000																


Batter	1	2	3	4	5	6	7	8	9	AB	R	H	RBI	BB	SO	LOB	BOTTOM																
11 Brett Gardner, L (1, 8) 82 Austin Jackson, R (7, 8) OBP: 0.462, SLG: 0.875 OBP: 0.313, SLG: 0.333										3	0	2	1	0	0	0	<p>Cincinnati Reds @ New York Yankees George M. Steinbrenner Field, Tampa, FL Tue Mar 10 2009, 7:15 PM EDT Att: 10,295 - Clear - 74 F</p> <p>AB 33 R 7 H 14 RBI 7 BB 2 SO 4 LOB 16</p>																
18 Johnny Damon, L (1, 7) 47 John Rodriguez, L (6, 7) OBP: 0.288, SLG: 0.368 OBP: 0.400, SLG: 0.538										3	0	1	0	0	1																		
22 Xavier Nady, R (1, 9) 17 Shelley Duncan, R (7, 9) OBP: 0.250, SLG: 0.526 OBP: 0.467, SLG: 0.846										2	0	1	0	0	0	0																	
55 Hideki Matsui, L (1, 10) 19 Kevin Cash, R (6, PR) OBP: 0.217, SLG: 0.333 OBP: 0.400, SLG: 0.500										2	1	1	0	1	0	1																	
12 Cody Ransom, R (1, 5) 76 Kevin Russo, R (7, 5) OBP: 0.375, SLG: 0.435										3	0	2	1	0	0	1																	
26 José Molina, R (1, 2) 83 Jesus Montero, R (6, PR) OBP: 0.381, SLG: 0.333 OBP: 0.714, SLG: 0.857										2	0	0	0	1	0	2																	
72 Juan Miranda, L (1, 3) 74 Justin Leone, R (8, 3) OBP: 0.217, SLG: 0.333 OBP: 0.278, SLG: 0.375										3	1	1	1	0	0	3																	
14 Angel Berroa, R (1, 6) 92 Eduardo Núñez, R (7, PR) OBP: 0.500, SLG: 0.905 OBP: 0.500, SLG: 0.636										3	0	1	0	0	0	1																	
90 Ramiro Pena, S (1, 4) 73 Doug Bernier, R (8, 4) OBP: 0.350, SLG: 0.474 OBP: 0.294, SLG: 0.200										3	2	2	0	0	1	0																	
										1	0	0	0	0	1	1																	
<b>Inning Stats</b>	R: 0 E: 0 K: 0 S: 3	H: 1 LOB: 0 BB: 0 P: 3	R: 1 E: 0 K: 0 S: 5	H: 2 LOB: 1 BB: 0 P: 5	R: 1 E: 0 K: 0 S: 5	H: 3 LOB: 1 BB: 0 P: 5	R: 1 E: 0 K: 0 S: 4	H: 2 LOB: 0 BB: 0 P: 5	R: 0 E: 0 K: 1 S: 6	H: 1 LOB: 1 BB: 0 P: 7	R: 0 E: 0 K: 0 S: 2	H: 0 LOB: 2 BB: 2 P: 10	R: 4 E: 0 K: 1 S: 11	H: 4 LOB: 1 BB: 0 P: 13	R: 0 E: 0 K: 2 S: 8	H: 1 LOB: 1 BB: 0 P: 8	1B: 10 2B: 3 3B: 0 HR: 2	SF: 0 SAC: 0 DP: 3 HBP: 1	WP: 0 PB: 0 SB: 0 CS: 1	PA: 37													
<b>PITCHER</b>	IP WLS BF H R ER SO BB IBB HBP BLK WP HR S P ERA WHIP																																
40 Nick Masset, R (1, 1) ERA: 6.75	4.0	L 17	8	3	3	0	0	0	0	0	0	0	1	17	18	6.75	2.000																
56 Aaron Fultz, L (5, 1) ERA: 4.15	1.0	4	1	0	0	1	0	0	1	0	0	0	6	7	0.00	1.000																	
25 David Weathers, R (6, 1) ERA: 3.6	1.0	4	0	0	0	0	2	0	0	0	0	0	2	10	0.00	2.000																	
89 Jordan Smith, R (7, 1) ERA: 9.82	1.0	7	4	4	4	1	0	0	0	0	0	1	11	13	36.00	4.000																	
76 Carlos Fisher, R (8, 1) ERA: 1.5	1.0	4	1	0	0	2	0	0	0	0	0	0	8	8	0.00	1.000																	




Batter	1	2	3	4	5	6	7	8	9	AB	R	H	RBI	BB	SO	LOB	TOP										
3 Kazuo Matsui, S OBP: 0.045, SLG: 0.045	G4-3		FC4-6 21 S		G3-1		G5-3			4	0	0	0	0	0	3	<b>Houston Astros @ Cincinnati Reds</b> Ed Smith Stadium, Sarasota, FL Wed Mar 11 2009, 1:05 PM EDT Att: 3,889 - Sunny - 75 F										
21 Michael Bourn, L OBP: 0.324, SLG: 0.344 Matt Kata, S OBP: 0.211, SLG: 0.474	G3		K		F8		G3			3	0	0	0	0	1	2											
17 Lance Berkman, S OBP: 0.412, SLG: 0.462 89 Jason Smith, L OBP: 0.476, SLG: 0.700	2B		G4-3		F8		F8	58 HR	3B	3	0	1	0	0	0	2											
9 Hunter Pence, R OBP: 0.343, SLG: 0.400 30 Yordany Ramirez, R OBP: 0.186, SLG: 0.290	F9			K		31 HBP 27 1B		K		3	0	1	0	0	1	1											
27 Geoff Blum, S OBP: 0.217, SLG: 0.105 58 Drew Sutton, S OBP: 0.368, SLG: 0.588		K		F8		31 HBP 1B		HR		3	0	1	0	0	1	0											
31 David Newhan, L OBP: 0.261, SLG: 0.150	F9			F9				F9		3	0	0	0	0	0	0											
59 Lou Palmisano, R OBP: 0.091, SLG: 0.182 55 Humberto Quintero, R OBP: 0.125, SLG: 0.313			K		G6-3		F9		G5-3	3	0	0	0	0	1	3											
20 Brian Bogusevic, L OBP: 0.300, SLG: 0.400				FC4-6 3 67 1B		67 S 1B		G5-3		4	0	2	0	0	1	0											
67 Tommy Manzella, R OBP: 0.357, SLG: 0.182										4	0	1	0	0	3	1											
<b>Inning Stats</b>	R: 0 E: 0 K: 0 S: 11	H: 1 LOB: 1 BB: 0 P: 19	R: 0 E: 0 K: 2 S: 10	H: 0 LOB: 0 BB: 0 P: 12	R: 0 E: 0 K: 1 S: 8	H: 2 LOB: 2 BB: 0 P: 12	R: 0 E: 0 K: 1 S: 6	H: 0 LOB: 0 BB: 0 P: 12	R: 0 E: 0 K: 1 S: 8	H: 1 LOB: 1 BB: 0 P: 13	R: 0 E: 0 K: 0 S: 8	H: 2 LOB: 3 BB: 0 P: 12	R: 0 E: 0 K: 2 S: 9	H: 0 LOB: 0 BB: 0 P: 11	R: 2 E: 0 K: 1 S: 10	H: 2 LOB: 0 BB: 0 P: 14		R: 0 E: 0 K: 1 S: 6	H: 0 LOB: 0 BB: 0 P: 8	1B: 5 2B: 1 3B: 1 HR: 1	SF: 0 SAC: 0 DP: 0 HBP: 1	WP: 0 PB: 0 SB: 2 CS: 0	PA: 36				
<b>PITCHER</b>	IP	WLS	BF	H	R	ER	SO	BB	IBB	HBP	BLK	WP	HR	S	P	ERA	WHIP										
Aaron Harang, R ERA: 4.35	4.0	W	15	3	0	0	4	0	0	0	0	0	0	35	55	0.00	0.750										
34 Homer Bailey, R ERA: 0.9	2.0	10	3	0	0	1	0	0	0	1	0	0	0	16	25	0.00	1.500										
53 Arthur Rhodes, L ERA: 11.25	1.0	3	0	0	0	2	0	0	0	0	0	0	0	9	11	0.00	0.000										
51 Jared Burton, R ERA: 8.44	1.0	5	2	2	2	1	0	0	0	0	0	0	1	10	14	18.00	2.000										
65 Josh Roenicke, R ERA: 3.59	1.0	3	0	0	0	1	0	0	0	0	0	0	0	6	8	0.00	0.000										

Batter	1	2	3	4	5	6	7	8	9	AB	R	H	RBI	BB	SO	LOB	BOTTOM										
80 Darnell McDonald, R OBP: 0.500, SLG: 0.789 30 Norris Hopper, R OBP: 0.281, SLG: 0.190	21 SH 32 SF7 1B				E4 60 S 50 S 60 2B	G6-3		F9		2	1	2	0	0	0	0	<b>Houston Astros @ Cincinnati Reds</b> Ed Smith Stadium, Sarasota, FL Wed Mar 11 2009, 1:05 PM EDT Att: 3,889 - Sunny - 75 F										
21 Chris Dickerson, L OBP: 0.417, SLG: 0.750 50 Lavnce Nix, L OBP: 0.318, SLG: 0.650	SH 4 S 2B	SF9			60 S 60 2B BB	G3		HR		0	1	0	1	0	0	0											
32 Jay Bruce, L OBP: 0.292, SLG: 0.350 31 Jonny Gomes, R OBP: 0.333, SLG: 0.737 82 Wes Bankston, R OBP: 0.292, SLG: 0.150	SF7	G4-3			F8		F9	K		1	0	0	1	0	0	1											
4 Brandon Phillips, R OBP: 0.500, SLG: 0.682 60 Adam Rosales, R OBP: 0.388, SLG: 0.533	23 F7 68 1B 2B		G6-3		9 G4-3 2H 2H	2B				2	1	1	1	0	0	0											
23 Daryle Ward, L OBP: 0.278, SLG: 0.375 9 Jacques Jones, L OBP: 0.217, SLG: 0.100 75 Kevin Barker, L OBP: 0.412, SLG: 0.667	F7		G3		G4-3		7 2B	1B		2	0	0	0	0	0	1											
68 Juan Francisco, L OBP: 0.294, SLG: 0.471 7 Paul Janish, R OBP: 0.350, SLG: 0.389			G3		69 BB BB			2B		2	0	1	1	0	0	0											
62 Danny Richar, L OBP: 0.133, SLG: 0.287 69 Luis Bolivar, R OBP: 0.385, SLG: 0.417	G3			G4-3				F8		2	0	0	0	1	0	2											
29 Ryan Hanigan, R OBP: 0.529, SLG: 0.824 71 Craig Tatum, R OBP: 0.500, SLG: 0.750 81 Chris Kroski, L OBP: 0.333, SLG: 0.500					80 1B 21 SF9 1B			K2-3		1	1	1	0	0	0	0											
Jeff Keppinger, R OBP: 0.120, SLG: 0.120 26 Wilkin Castillo, S OBP: 0.231, SLG: 0.167	L6			G6-4-3				50 HR 1B		3	0	1	0	0	0	2											
<b>Inning Stats</b>	R: 3 E: 1 K: 0 S: 16	H: 3 LOB: 1 BB: 0 P: 24	R: 1 E: 0 K: 0 S: 7	H: 2 LOB: 1 BB: 0 P: 13	R: 0 E: 0 K: 0 S: 10	H: 0 LOB: 0 BB: 0 P: 14	R: 0 E: 0 K: 0 S: 5	H: 0 LOB: 1 BB: 1 P: 10	R: 2 E: 0 K: 0 S: 8	H: 1 LOB: 3 BB: 3 P: 24	R: 0 E: 0 K: 1 S: 3	H: 2 LOB: 2 BB: 0 P: 3	R: 0 E: 0 K: 1 S: 10	H: 2 LOB: 2 BB: 0 P: 15	R: 2 E: 0 K: 2 S: 15	H: 2 LOB: 0 BB: 0 P: 23		1B: 7 2B: 3 3B: 0 HR: 1	SF: 2 SAC: 1 DP: 2 HBP: 0	WP: 0 PB: 0 SB: 5 CS: 0	PA: 39						
<b>PITCHER</b>	IP	WLS	BF	H	R	ER	SO	BB	IBB	HBP	BLK	WP	HR	S	P	ERA	WHIP										
73 Jeff Fulchino, R ERA: 3.52 Gilbert De La Vara, L ERA: 7.94	2.0	L	12	5	4	2	0	0	0	0	0	0	0	23	37	9.00	2.500										
Fernando Nieve, R ERA: 11.57	0.2	6	1	2	1	0	0	2	0	0	0	0	0	7	19	13.50	4.500										
13 Neal Musser, L ERA:	0.1	2	0	0	0	0	1	0	0	0	0	0	0	1	5	0.00	3.000										
50 Alberto Arias, R ERA:	2.0	8	3	0	0	1	0	0	0	0	0	0	0	13	18	0.00	1.500										
<b>PITCHER</b>	IP	WLS	BF	H	R	ER	SO	BB	IBB	HBP	BLK	WP	HR	S	P	ERA	WHIP										
69 Bud Norris, R ERA: 11.81	1.0	5	2	2	2	2	2	0	0	0	0	0	0	1	23	18.00	2.000										

**AB 35**  
**R 2**  
**H 8**  
**RBI 2**  
**BB 0**  
**SO 9**  
**LOB 13**



**AB 32**  
**R 8**  
**H 11**  
**RBI 8**  
**BB 4**  
**SO 3**  
**LOB 15**





Batter	1	2	3	4	5	6	7	8	9	AB	R	H	RBI	BB	SO	LOB	TOP						
21 Chris Dickerson, L (1.8) OBP: 0.407, SLG: 0.696 80 Darrell McDonald, R (8. PH) OBP: 0.476, SLG: 0.750										3	0	1	0	0	2	0	<b>Cincinnati Reds @ Minnesota Twins</b> Hammond Stadium, Fort Myers, FL Fri Mar 13 2009, 7:05 PM EDT Att: 8,076 - Partly Cloudy - 77 F						
2 Alex Gonzalez, R (1.6) OBP: 0.250, SLG: 0.333 62 Danny Richar, L (6.6) OBP: 0.125, SLG: 0.250										3	0	1	0	0	1	0							
19 Joey Votto, L (1.3) OBP: 0.329, SLG: 0.867 75 Kevin Barker, L (6.3) OBP: 0.389, SLG: 0.625										2	0	0	0	1	2	2							
4 Brandon Phillips, R (1.4) OBP: 0.481, SLG: 0.625 69 Luis Bolivar, R (8.4) OBP: 0.357, SLG: 0.385										2	0	0	0	0	0	1							
32 Jay Bruce, L (1.9) OBP: 0.296, SLG: 0.318 82 Wes Bankston, R (8.9) OBP: 0.320, SLG: 0.150										2	0	0	0	1	1	2							
28 Edwin Encarnación, R (1.5) OBP: 0.214, SLG: 0.417 60 Adam Rosales, R (6.5) OBP: 0.333, SLG: 0.471										2	0	0	0	0	0	2							
9 Jacque Jones, L (1.7) OBP: 0.192, SLG: 0.087 83 Drew Stubbs, R (8.7) OBP: 0.308, SLG: 0.200										3	0	0	0	0	1	1							
31 Jonny Gomes, R (1.10) OBP: 0.375, SLG: 0.864										3	1	2	1	0	0	0							
29 Ryan Hanigan, R (1.2) OBP: 0.474, SLG: 0.737 26 Wilkin Castillo, S (8. PH) OBP: 0.286, SLG: 0.231										2	0	0	0	0	0	1							
										1	0	1	0	0	0	0							
<b>Inning Stats</b>	R: 0 E: 0 K: 2 S: 7	H: 0 LOB: 0 BB: 0 P: 7	R: 0 E: 0 K: 0 S: 2	H: 0 LOB: 0 BB: 1 P: 6	R: 1 E: 0 K: 2 S: 10	H: 3 LOB: 2 BB: 0 P: 10	R: 0 E: 0 K: 1 S: 5	H: 0 LOB: 1 BB: 0 P: 6	R: 0 E: 0 K: 1 S: 5	H: 1 LOB: 0 BB: 0 P: 5	R: 0 E: 0 K: 1 S: 5	H: 0 LOB: 0 BB: 1 P: 9	R: 0 E: 0 K: 0 S: 3	H: 0 LOB: 0 BB: 0 P: 3	R: 0 E: 0 K: 0 S: 3	H: 1 LOB: 0 BB: 0 P: 3		R: 0 E: 0 K: 1 S: 5	H: 0 LOB: 1 BB: 1 P: 9	1B: 4 2B: 0 3B: 0 HR: 1	SF: 0 SAC: 0 DP: 2 HBP: 1	WP: 0 PB: 0 SB: 1 CS: 0	PA: 33
<b>PITCHER</b>	IP WLS BF H R ER SO BB IBB HBP BLK WP HR S P ERA WHIP																						
47 Francisco Liriano, L (1.1) ERA: 2.19	3.1 L 14 3 1 1 5 1 0 1 0 0 0 1 22 27 2.70 1.200																						
28 Jesse Crain, R (4.1) ERA: 1.5	1.2 5 1 0 0 1 0 0 0 0 0 0 0 7 7 0.00 0.600																						
49 Craig Breslow, L (6.1) ERA: 1.29	1.0 4 0 0 0 1 1 0 0 0 0 0 0 5 9 0.00 1.000																						
37 Jason Jones, R (7.1) ERA: 1.29	1.0 3 0 0 0 0 0 0 0 0 0 0 0 3 3 0.00 0.000																						
38 Philip Humber, R (8.1) ERA: 9.0	1.0 3 1 0 0 0 0 0 0 0 0 0 0 0 3 3 0.00 1.000																						

Batter	1	2	3	4	5	6	7	8	9	AB	R	H	RBI	BB	SO	LOB	BOTTOM				
2 Denard Span, L (1.8) OBP: 0.219, SLG: 0.107 11 Jason Pridle, L (7.8) OBP: 0.143, SLG: 0.083										3	0	0	0	0	2	1	<b>Cincinnati Reds @ Minnesota Twins</b> Hammond Stadium, Fort Myers, FL Fri Mar 13 2009, 7:05 PM EDT Att: 8,076 - Partly Cloudy - 77 F				
25 Alexi Casilla, S (1.4) OBP: 0.444, SLG: 0.480 77 Steve Tolleson, R (7.4) OBP: 0.313, SLG: 0.500										3	0	0	0	0	1	0					
16 Jason Kubel, L (1.10) OBP: 0.476, SLG: 0.611 73 David Winfree, R (8. PH) OBP: 0.353, SLG: 0.500										3	0	0	0	0	1	1					
33 Justin Morneau, L (1.3) OBP: 0.500, SLG: 0.667 72 Brock Peterson, R (6.3) OBP: 0.313, SLG: 0.500										2	0	1	0	0	0	0					
24 Joe Crede, R (1.5) OBP: 0.182, SLG: 0.100 27 Matt Macri, R (7.5) OBP: 0.222, SLG: 0.235										2	0	0	0	0	1	1					
5 Michael Cuddyer, R (1.9) OBP: 0.304, SLG: 0.455 31 Luis Matos, R (6.9) OBP: 0.188, SLG: 0.250										2	0	0	0	0	1	0					
21 Delmon Young, R (1.7) OBP: 0.480, SLG: 1.052 82 Dustin Martin, L (6.7) OBP: 0.500, SLG: 0.667										2	0	0	0	0	0	1					
55 Mike Redmond, R (1.2) OBP: 0.222, SLG: 0.176 58 Jose Morales, S (7.2) OBP: 0.222, SLG: 0.250										2	0	1	0	0	0	0					
20 Matt Tolbert, S (1.6) OBP: 0.200, SLG: 0.111 78 Alejandro Machado, S (7.6) OBP: 0.273, SLG: 0.300										2	0	1	0	0	0	1					
										1	0	0	0	0	0	0					
<b>Inning Stats</b>	R: 0 E: 0 K: 2 S: 7	H: 0 LOB: 0 BB: 0 P: 7	R: 0 E: 1 K: 1 S: 6	H: 0 LOB: 1 BB: 0 P: 6	R: 0 E: 0 K: 1 S: 5	H: 1 LOB: 0 BB: 0 P: 5	R: 0 E: 0 K: 0 S: 4	H: 1 LOB: 1 BB: 0 P: 4	R: 0 E: 0 K: 1 S: 5	H: 0 LOB: 0 BB: 0 P: 5	R: 0 E: 0 K: 1 S: 5	H: 0 LOB: 0 BB: 0 P: 5	R: 0 E: 0 K: 0 S: 3	H: 0 LOB: 0 BB: 0 P: 3	R: 0 E: 0 K: 1 S: 5	H: 0 LOB: 0 BB: 0 P: 5		1B: 3 2B: 0 3B: 0 HR: 0	SF: 0 SAC: 0 DP: 1 HBP: 0	WP: 0 PB: 0 SB: 0 CS: 0	PA: 30
<b>PITCHER</b>	IP WLS BF H R ER SO BB IBB HBP BLK WP HR S P ERA WHIP																				
33 Micah Owings, R (1.1) ERA: 1.23	4.0 W 14 2 0 0 2 0 0 0 0 0 0 0 14 14 0.00 0.333																				
36 Edinson Volquez, R (5.1) ERA: 3.18	3.0 H 10 1 0 0 2 0 0 0 0 0 0 0 14 14 0.00 0.333																				
57 Mike Lincoln, R (8.1) ERA: 3.18	1.0 H 3 0 0 0 0 0 0 0 0 0 0 0 3 3 0.00 0.000																				
87 Pedro Viola, L (9.1) ERA:	1.0 S 3 0 0 0 1 0 0 0 0 0 0 0 5 5 0.00 0.000																				



Batter	1	2	3	4	5	6	7	8	9	AB	R	H	RBI	BB	SO	LOB	TOP					
8 Jason Bartlett, R OBP: 0.458, SLG: 0.524 15 Reid Brignac, L OBP: 0.281, SLG: 0.345	1-0 L6-4 HBP		0-3 K		4-0 WP BB			0-0 37 G4-6-3 1B		1	0	0	0	1	1	0						
13 Carl Crawford, L OBP: 0.318, SLG: 0.524 31 Lance Cormier, R 37 Ray Ornelo, S OBP: 0.333, SLG: 0.360	0-0 23 S 2B		0-3 K		1-6 F9			0-0 G4-6-3		3	1	1	0	0	1	1						
3 Evan Longoria, R OBP: 0.462, SLG: 0.667 29 Elliot Johnson, S 58 Wade Davis, R	0-0 L6-4		0-0 F9		0-0 P4			0-0 F8		3	0	0	0	0	0	2						
23 Carlos Pena, L 41 Michel Hernandez, R OBP: 0.364, SLG: 0.400	0-1 1-H 2B			0-0 G3-1				0-0 G6-3		2	1	1	1	1	0	0						
5 Pat Burrell, R 32 Chris Richard, L OBP: 0.393, SLG: 0.478	0-0 2H 2B			0-0 F7				0-0 G3		3	0	1	1	0	0	1						
16 Willy Aybar, S 34 Jeff Niemann, R 64 Tim Beckham, R OBP: 0.200, SLG: 0.111	0-3 K			3-2 HR				0-3 K		3	1	1	1	0	1	2						
30 Dioner Navarro, S 10 Justin Ruggiano, R OBP: 0.364, SLG: 0.433		0-0 G4-3		0-0 F7				0-3 K		2	0	0	0	0	0	0						
18 Ben Zobrist, S 62 Ray Sadler, R OBP: 0.364, SLG: 0.857		0-0 F9			0-0 G4-3			0-0 F8		3	0	0	0	0	0	0						
19 Scott Kazmir, L 26 Gabe Gross, L OBP: 0.458, SLG: 0.389		0-3 K			0-0 G3-1			0-3 K		1	0	0	0	0	1	0						
<b>Inning Stats</b>	R: 2 E: 0 K: 1 S: 8	H: 3 LOB: 1 BB: 0 P: 9	R: 0 E: 0 K: 1 S: 5	H: 0 LOB: 0 BB: 0 P: 5	R: 0 E: 0 K: 2 S: 7	H: 0 LOB: 0 BB: 0 P: 7	R: 1 E: 0 K: 0 S: 6	H: 1 LOB: 0 BB: 0 P: 9	R: 0 E: 0 K: 0 S: 3	H: 0 LOB: 1 BB: 1 P: 8	R: 0 E: 0 K: 2 S: 7	H: 0 LOB: 0 BB: 0 P: 7	R: 0 E: 0 K: 0 S: 3	H: 1 LOB: 0 BB: 0 P: 3	R: 0 E: 0 K: 1 S: 5	H: 0 LOB: 0 BB: 0 P: 5	1B: 2 2B: 3 3B: 0 HR: 1	SF: 0 SAC: 0 DP: 2 HBP: 1	WP: 1 PB: 0 SB: 1 CS: 0	PA: 33		
<b>PITCHER</b>	IP WLS BF H R ER SO BB IBB HBP BLK WP HR S P ERA WHIP	4.2 L 19 4 3 3 4 1 0 1 0 0 1 28 36 2 5.79 1.071	0.1 1 4 0 0 0 0 0 0 0 0 0 0 3 7 0.00 1.000	1.0 1 3 0 0 0 2 0 0 0 0 0 7 7 0.00 0.000	1.0 3 1 0 0 0 0 0 0 0 0 0 3 3 0.00 1.000		1.0 L 3 0 0 0 1 0 0 0 0 0 3 3 0.00 1.071															

Tampa Bay Rays @ Cincinnati Reds  
Ed Smith Stadium, Sarasota, FL  
Sat Mar 14 2009, 1:05 PM EDT  
Att: 6,949 - Sunny - 79 F

AB	30
R	3
H	5
RBI	3
BB	2
SO	7
LOB	7



Batter	1	2	3	4	5	6	7	8	9	AB	R	H	RBI	BB	SO	LOB	BOTTOM				
3 Willy Taveras, R 80 Darrell McDonald, R OBP: 0.452, SLG: 0.714	0-3 K		0-0 G4-3		0-0 G1-3 1B			0-0 G5-3		3	0	1	0	0	1	0					
Jeff Keppinger, R 69 Luis Bolivar, R OBP: 0.333, SLG: 0.357	0-0 50 G4-3 1B		0-0 50 FC3-6 1B		0-1 1-3 K			0-0 L3		3	0	2	0	0	0	1					
50 Laynce Nix, L 31 Jonny Gomes, R OBP: 0.400, SLG: 0.864	0-0 G4-3		0-0 FC3-6 23 1B		0-3 K			0-0 BB		3	0	0	0	0	1	3					
23 Daryle Ward, L 82 Wes Bankston, R OBP: 0.308, SLG: 0.143	0-3 K		0-0 1-2 1B		0-0 G5-3			0-0 F8		3	0	1	0	0	1	1					
68 Juan Francisco, L 60 Adam Rosales, R OBP: 0.318, SLG: 0.444		0-0 G4-3	0-3 K		0-0 G3			0-0 F8		3	0	0	0	0	1	2					
71 Craig Tatum, R 81 Chris Kroski, L OBP: 0.375, SLG: 0.429		0-0 7 3B 1B		0-0 F8				0-0 F8		2	1	1	0	0	0	0					
30 Norris Hopper, R 9 Jacque Jones, L OBP: 0.185, SLG: 0.083		0-0 F9		0-0 F8				0-0 L6		3	0	0	0	0	0	2					
7 Paul Janish, R 62 Danny Richar, L OBP: 0.111, SLG: 0.222		0-0 1-H 3B		0-0 G5-3				0-0 G3		2	0	1	1	0	0	0					
61 Bronson Arroyo, R 52 Daniel Herrera, L 75 Kevin Barker, L 53 Arthur Rhodes, L 25 David Weathers, R 19 Joey Votto, L 48 Francisco Cordero, R 51 Jared Burton, R	0-0 F8		0-0 G5-3		0-0 G4-3					1	0	0	0	0	0	1					
<b>Inning Stats</b>	R: 0 E: 0 K: 2 S: 8	H: 1 LOB: 1 BB: 0 P: 8	R: 1 E: 0 K: 0 S: 5	H: 2 LOB: 1 BB: 0 P: 5	R: 0 E: 0 K: 1 S: 7	H: 2 LOB: 2 BB: 0 P: 7	R: 0 E: 0 K: 0 S: 3	H: 0 LOB: 0 BB: 0 P: 3	R: 0 E: 0 K: 1 S: 7	H: 1 LOB: 1 BB: 0 P: 7	R: 0 E: 0 K: 0 S: 3	H: 0 LOB: 0 BB: 0 P: 7	R: 0 E: 0 K: 0 S: 3	H: 0 LOB: 1 BB: 1 P: 7	R: 0 E: 0 K: 0 S: 3	H: 0 LOB: 0 BB: 0 P: 3	1B: 5 2B: 0 3B: 1 HR: 0	SF: 0 SAC: 0 DP: 0 HBP: 0	WP: 0 PB: 0 SB: 1 CS: 0	PA: 35	
<b>PITCHER</b>	IP WLS BF H R ER SO BB IBB HBP BLK WP HR S P ERA WHIP	4.0 W 17 5 1 1 3 0 0 0 0 0 0 8 8 0.00 0.750	1.1 H 5 1 0 0 1 0 0 0 0 0 0 8 8 0.00 0.750	2.0 H 7 0 0 0 0 1 0 0 0 0 0 6 10 0.00 0.500	1.2 S 6 0 0 0 0 1 0 0 0 0 0 5 9 0.00 0.600																

Tampa Bay Rays @ Cincinnati Reds  
Ed Smith Stadium, Sarasota, FL  
Sat Mar 14 2009, 1:05 PM EDT  
Att: 6,949 - Sunny - 79 F

AB	33
R	1
H	6
RBI	1
BB	2
SO	4
LOB	12





Batter	1	2	3	4	5	6	7	8	9	10	AB	R	H	RBI	BB	SO	LOB	TOP				
30 Norris Hopper, R OBP: 0.241, SLG: 0.154 80 Darrell McDonald, R OBP: 0.400, SLG: 0.652 (6, PH)	G6-3		G4-6-3	G4-3		SF7		K		F8	2	0	0	0	1	0	3	<b>Cincinnati Reds @ Toronto Blue Jays</b> Dunedin Stadium, Dunedin, FL Sun Mar 15 2009, 1:05 PM EDT Att: 4,225 - Partly Cloudy - 81 F  <b>AB 38</b> <b>R 4</b> <b>H 8</b> <b>RBI 4</b> <b>BB 7</b> <b>SO 12</b> <b>LOB 26</b>				
21 Chris Dickerson, L OBP: 0.400, SLG: 0.654 31 Jonny Gomes, R OBP: 0.370, SLG: 0.792 (6, PH)			G4-6-3			P3		K			3	0	1	0	0	1	1					
19 Joey Votto, L OBP: 0.571, SLG: 0.682 23 Danyle Ward, L OBP: 0.261, SLG: 0.333 (6, 3)											1	1	1	0	2	0	0					
4 Brandon Phillips, R OBP: 0.407, SLG: 0.593 7 Paul Janish, R OBP: 0.333, SLG: 0.455 (6, 4)											3	1	1	0	0	1	2					
32 Jay Bruce, L OBP: 0.300, SLG: 0.320 9 Jacque Jones, L OBP: 0.172, SLG: 0.077 (6, 9)											3	0	1	0	0	1	1					
28 Edwin Encarnación, R OBP: 0.293, SLG: 0.495 68 Juan Francisco, L OBP: 0.227, SLG: 0.364 (6, 5)											3	1	1	1	0	1	2					
50 Laynce Nix, L OBP: 0.333, SLG: 0.625 75 Kevin Barker, L OBP: 0.364, SLG: 0.526 (6, PH)											1	0	1	0	1	0	0					
2 Alex Gonzalez, R OBP: 0.267, SLG: 0.400 Jeff Keppinger, R OBP: 0.233, SLG: 0.207 (6, 6)											3	1	1	1	0	1	4					
29 Ryan Hanigan, R OBP: 0.476, SLG: 0.700 26 Wilkin Castillo, S OBP: 0.235, SLG: 0.168 (6, 2)											1	0	0	1	1	0	0					
<b>Inning Stats</b>	R: 0 E: 0 K: 0 S: 3	H: 1 LOB: 1 BB: 1 P: 7	R: 0 E: 0 K: 1 S: 6	H: 1 LOB: 1 BB: 0 P: 6	R: 0 E: 0 K: 0 S: 2	H: 0 LOB: 0 BB: 1 P: 6	R: 2 E: 0 K: 1 S: 7	H: 2 LOB: 3 BB: 3 P: 19	R: 0 E: 0 K: 3 S: 10	H: 0 LOB: 1 BB: 0 P: 10	R: 2 E: 0 K: 0 S: 5	H: 2 LOB: 1 BB: 1 P: 9	R: 0 E: 1 K: 1 S: 6	H: 0 LOB: 1 BB: 0 P: 14	R: 0 E: 0 K: 2 S: 7	H: 0 LOB: 0 BB: 0 P: 7	R: 0 E: 1 K: 1 S: 7		H: 1 LOB: 2 BB: 0 P: 7	1B: 5 2B: 3 3B: 0 HR: 0	SF: 1 SAC: 0 DP: 1 HBP: 0	WP: 0 PB: 0 SB: 1 CS: 1
<b>PITCHER</b>	IP 4.0	WLS 19	H 4	R 2	ER 2	SO 2	BB 5	IBB 0	HBP 0	BLK 0	WP 0	HR 0	S 18	P 38	ERA 4.50	WHIP 2.250						
66 Brad Mills, L ERA: 3.72	1.0	4	1	0	0	3	0	0	0	0	0	0	10	10	0.00	1.000						
58 Dirk Hayhurst, R ERA: 9.0	1.0	6	2	2	2	0	1	0	0	0	0	0	5	9	18.00	3.000						
54 Jason Frasor, R ERA: 9.0	1.0	4	0	0	0	1	0	0	0	0	0	0	6	6	0.00	0.000						
57 Shawn Camp, R ERA: 4.5	1.0	5	0	0	0	3	1	0	0	0	0	0	10	14	0.00	1.000						
39 Jesse Carlson, L ERA: 10.1	1.0	W	5	1	0	0	1	0	0	0	0	0	7	7	0.00	1.000						
59 Adrian Martin, R ERA: 10.1	1.0	W	5	1	0	0	1	0	0	0	0	0	7	7	0.00	1.000						

Batter	1	2	3	4	5	6	7	8	9	10	AB	R	H	RBI	BB	SO	LOB	BOTTOM				
1 Joe Inglett, L OBP: 0.310, SLG: 0.200 4 Angel Sanchez, R OBP: 0.393, SLG: 0.214 (6, 6)	F8		L9			K		G5-3			3	0	1	0	0	0	1	<b>Cincinnati Reds @ Toronto Blue Jays</b> Dunedin Stadium, Dunedin, FL Sun Mar 15 2009, 1:05 PM EDT Att: 4,225 - Partly Cloudy - 81 F  <b>AB 38</b> <b>R 5</b> <b>H 13</b> <b>RBI 4</b> <b>BB 5</b> <b>SO 7</b> <b>LOB 23</b>				
2 Aaron Hill, R OBP: 0.429, SLG: 0.542 69 Brad Emaus, R OBP: 0.379, SLG: 0.560 (6, 4)			FC5-4								2	0	0	0	1	0	1					
19 José Bautista, R OBP: 0.417, SLG: 0.750 78 Sean Shiffitt, L OBP: 0.250, SLG: 0.182 (6, 8)											3	0	3	0	0	0	0					
30 Kevin Millar, R OBP: 0.467, SLG: 0.667 3 Randy Ruiz, R OBP: 0.400, SLG: 0.429 (6, 3)											2	0	0	0	1	0	4					
33 Scott Rolen, R OBP: 0.467, SLG: 0.750 64 Scott Campbell, L OBP: 0.393, SLG: 0.520 (6, 5)											2	1	0	0	0	2	4					
11 Jason Lane, R OBP: 0.333, SLG: 0.706 12 Brian Jeroloman, L OBP: 0.167, SLG: 0.091 (8, 10)											2	0	2	1	0	0	0					
45 Travis Snider, L OBP: 0.394, SLG: 0.656 34 Moisés Sierra, R (7, 9)											3	1	1	1	0	0	1					
5 Michael Barrett, R OBP: 0.167, SLG: 0.063 7 Curtis Thigpen, R OBP: 0.222, SLG: 0.556 (7, 2)											2	0	0	0	0	1	3					
8 Russ Adams, L OBP: 0.480, SLG: 0.789 90 Nick Gorneault, R (7, 7)											2	0	1	0	1	0	1					
<b>Inning Stats</b>	R: 0 E: 0 K: 1 S: 6	H: 1 LOB: 2 BB: 1 P: 10	R: 0 E: 0 K: 1 S: 5	H: 0 LOB: 0 BB: 0 P: 5	R: 0 E: 0 K: 0 S: 5	H: 2 LOB: 2 BB: 0 P: 5	R: 1 E: 0 K: 1 S: 4	H: 2 LOB: 1 BB: 0 P: 6	R: 0 E: 0 K: 2 S: 8	H: 1 LOB: 1 BB: 1 P: 12	R: 1 E: 0 K: 2 S: 9	H: 2 LOB: 2 BB: 1 P: 14	R: 0 E: 1 K: 0 S: 4	H: 1 LOB: 2 BB: 1 P: 8	R: 1 E: 0 K: 0 S: 4	H: 2 LOB: 0 BB: 0 P: 4	R: 1 E: 0 K: 0 S: 3		H: 1 LOB: 0 BB: 0 P: 4	1B: 9 2B: 2 3B: 0 HR: 2	SF: 0 SAC: 0 DP: 1 HBP: 1	WP: 2 PB: 0 SB: 0 CS: 1
<b>PITCHER</b>	IP 4.0	WLS 18	H 4	R 1	ER 1	SO 2	BB 1	IBB 0	HBP 1	BLK 0	WP 0	HR 0	S 26	P 26	ERA 2.25	WHIP 1.250						
47 Johnny Cueto, R ERA: 1.29	1.0	H	5	2	0	0	1	0	0	0	0	0	6	10	0.00	3.000						
40 Nick Masset, R ERA: 6.75	2.2	H	15	4	2	2	4	3	0	0	0	1	1	20	33	6.75	2.625					
88 Ben Jukich, L ERA: 6.23	0.1	H	1	0	0	0	0	0	0	0	0	0	1	1	0.00	0.000						
70 Jeff Kennard, R ERA: 10.0	1.0	B	4	2	1	1	0	0	0	0	0	0	4	4	9.00	2.000						
<b>PITCHER</b>	IP 0.0	WLS L	H 1	R 1	ER 1	SO 0	BB 0	IBB 0	HBP 0	BLK 0	WP 0	HR 1	S 3	P 4	ERA ∞	WHIP ∞						
76 Carlos Fisher, R ERA: 1.93	0.0	L	1	1	1	1	0	0	0	0	0	1	3	4	∞	∞						

**Cincinnati Reds @ Toronto Blue Jays**  
 Dunedin Stadium, Dunedin, FL  
 Sun Mar 15 2009, 1:05 PM EDT  
 Att: 4,225 - Partly Cloudy - 81 F



livebaseballscorecards.com

livebaseballscorecards.com



Batter	1	2	3	4	5	6	7	8	9	AB	R	H	RBI	BB	SO	LOB	TOP										
3 Willy Taveras, R OBP: 0.235, SLG: 0.250 50 Laynce Nix, L OBP: 0.321, SLG: 0.600										3	0	1	0	0	2	1	<b>Cincinnati Reds @ Philadelphia Phillies</b> Bright House Networks Field, Clearwater, FL Tue Mar 17 2009, 1:05 PM EDT Att. 9,202 - Overcast - 76 F										
21 Chris Dickerson, L OBP: 0.394, SLG: 0.621 26 Wilkin Castillo, S OBP: 0.278, SLG: 0.235										3	0	1	0	0	2	2											
19 Joey Votto, L OBP: 0.300, SLG: 0.750 31 Jonny Gomes, R OBP: 0.357, SLG: 0.760										3	0	0	0	0	1	2											
4 Brandon Phillips, R OBP: 0.450, SLG: 0.552 62 Danny Richar, L OBP: 0.100, SLG: 0.211										2	0	0	0	1	0	1											
32 Jay Bruce, L OBP: 0.303, SLG: 0.357 25 David Weathers, R OBP: 0.211, SLG: 0.353 48 Francisco Cordero, R OBP: 0.360, SLG: 0.455										3	0	1	0	0	1	2											
7 Paul Janish, R OBP: 0.360, SLG: 0.455										0	0	0	0	0	0	0											
28 Edwin Encarnación, R OBP: 0.211, SLG: 0.353 60 Adam Rosales, R OBP: 0.333, SLG: 0.450										2	0	0	0	0	0	1											
2 Alex Gonzalez, R OBP: 0.218, SLG: 0.194 Jeff Keppinger, R OBP: 0.218, SLG: 0.194										2	0	0	0	0	1	0											
29 Ryan Hanigan, R OBP: 0.478, SLG: 0.682 71 Craig Tatum, R OBP: 0.563, SLG: 0.818										2	0	1	0	0	0	0											
Aaron Harang, R OBP: 0.228, SLG: 0.143 56 Aaron Fultz, L OBP: 0.386, SLG: 0.694 80 Darrell McDonald, R OBP: 0.379, SLG: 0.607 65 Josh Roenicke, R OBP: 0.284, SLG: 0.553 57 Mike Lincoln, R OBP: 0.284, SLG: 0.553 30 Norris Hopper, R OBP: 0.284, SLG: 0.553										1	0	0	0	0	0	1											
<b>Inning Stats</b>	R: 0 E: 0 K: 2 S: 8	H: 1 LOB: 1 BB: 0 P: 8	R: 0 E: 0 K: 1 S: 5	H: 0 LOB: 0 BB: 0 P: 5	R: 0 E: 0 K: 2 S: 8	H: 1 LOB: 1 BB: 0 P: 8	R: 0 E: 0 K: 0 S: 4	H: 1 LOB: 1 BB: 0 P: 4	R: 0 E: 0 K: 1 S: 5	H: 0 LOB: 0 BB: 0 P: 5	R: 0 E: 0 K: 2 S: 8	H: 1 LOB: 2 BB: 1 P: 12	R: 0 E: 0 K: 0 S: 3	H: 0 LOB: 1 BB: 1 P: 7	R: 0 E: 0 K: 1 S: 6	H: 1 LOB: 1 BB: 0 P: 6	R: 1 E: 0 K: 0 S: 5	H: 2 LOB: 1 BB: 1 P: 9	1B: 4 2B: 3 3B: 0 HR: 0	SF: 0 SAC: 0 DP: 0 HBP: 0	WP: 0 PB: 0 SB: 2 CS: 0	PA: 36					
<b>PITCHER</b>	IP	WLS	BF	H	R	ER	SO	BB	IBB	HBP	BLK	WP	HR	S	P	ERA	WHIP										
39 Brett Myers, R ERA: 2.08	5.2	W	21	4	0	0	7	0	0	0	0	0	0	35	35	0.00	0.706										
58 Dave Borkowski, R ERA: 7.24	0.1		2	0	0	0	1	1	0	0	0	0	0	3	7	0.00	3.000										
37 Chad Durbin, R ERA: 2.84	1.0		4	0	0	0	1	0	0	0	0	0	0	3	7	0.00	1.000										
55 Clay Condrey, R ERA: 9.0	1.0		4	1	0	0	1	0	0	0	0	0	0	6	6	0.00	1.000										
54 Brad Lidge, R ERA: 9.0	1.0		5	2	1	1	0	1	0	0	0	0	0	5	9	9.00	3.000										

Batter	1	2	3	4	5	6	7	8	9	AB	R	H	RBI	BB	SO	LOB	BOTTOM										
26 Chase Utley, L OBP: 0.500, SLG: 0.560										2	1	0	0	2	2	0	<b>Cincinnati Reds @ Philadelphia Phillies</b> Bright House Networks Field, Clearwater, FL Tue Mar 17 2009, 1:05 PM EDT Att. 9,202 - Overcast - 76 F										
4 Eric Bruntlett, R OBP: 0.448, SLG: 0.368 75 Jason Donald, R OBP: 0.434, SLG: 0.422										4	1	1	1	0	0	3											
29 Raul Ibanez, L OBP: 0.327, SLG: 0.364 19 Greg Dobbs, L OBP: 0.390, SLG: 0.405										3	1	2	0	1	0	0											
6 Ryan Howard, L OBP: 0.386, SLG: 0.694 9 Miguel Cairo, R OBP: 0.379, SLG: 0.607										3	1	1	1	1	0	1											
12 Matt Stairs, L OBP: 0.375, SLG: 0.400 79 Jason Ellison, R OBP: 0.364, SLG: 0.400										4	0	1	3	0	2	3											
7 Pedro Feliz, R OBP: 0.250, SLG: 0.179										3	0	0	0	0	0	1											
40 John Mayberry Jr., R OBP: 0.314, SLG: 0.563										5	2	2	0	0	1	3											
51 Carlos Ruiz, R OBP: 0.412, SLG: 0.429 3 Lou Marson, R OBP: 0.182, SLG: 0.053										3	1	2	1	0	0	0											
39 Brett Myers, R ERA: 2.08 58 Dave Borkowski, R ERA: 7.24 37 Chad Durbin, R ERA: 2.84 28 Jayson Werth, R OBP: 0.300, SLG: 0.350 55 Clay Condrey, R ERA: 9.0 54 Brad Lidge, R ERA: 9.0										3	0	1	0	0	0	1											
<b>Inning Stats</b>	R: 0 E: 1 K: 1 S: 7	H: 2 LOB: 2 BB: 0 P: 7	R: 6 E: 1 K: 0 S: 8	H: 4 LOB: 2 BB: 3 P: 20	R: 0 E: 0 K: 1 S: 5	H: 0 LOB: 0 BB: 0 P: 5	R: 0 E: 0 K: 1 S: 6	H: 1 LOB: 1 BB: 0 P: 6	R: 0 E: 0 K: 0 S: 5	H: 2 LOB: 3 BB: 1 P: 9	R: 0 E: 0 K: 1 S: 5	H: 0 LOB: 0 BB: 0 P: 5	R: 2 E: 1 K: 1 S: 9	H: 4 LOB: 2 BB: 0 P: 9	R: 0 E: 0 K: 1 S: 6	H: 1 LOB: 1 BB: 0 P: 6		1B: 8 2B: 6 3B: 0 HR: 0	SF: 0 SAC: 0 DP: 0 HBP: 0	WP: 0 PB: 0 SB: 0 CS: 0	PA: 43						
<b>PITCHER</b>	IP	WLS	BF	H	R	ER	SO	BB	IBB	HBP	BLK	WP	HR	S	P	ERA	WHIP										
Aaron Harang, R ERA: 7.24	3.1	L	21	7	6	6	2	3	0	0	0	0	0	22	34	16.20	3.000										
56 Aaron Fultz, L ERA: 3.0	0.2		2	0	0	0	1	0	0	0	0	0	0	4	4	0.00	0.000										
65 Josh Roenicke, R ERA: 2.84	1.0		6	2	0	0	0	1	0	0	0	0	0	5	9	0.00	3.000										
57 Mike Lincoln, R ERA: 2.7	1.0		3	0	0	0	1	0	0	0	0	0	0	5	5	0.00	0.000										
25 David Weathers, R ERA: 5.14	1.0		7	4	2	2	1	0	0	0	0	0	0	9	9	18.00	4.000										
<b>PITCHER</b>	IP	WLS	BF	H	R	ER	SO	BB	IBB	HBP	BLK	WP	HR	S	P	ERA	WHIP										
48 Francisco Cordero, R ERA: 14.4	1.0		4	1	0	0	1	0	0	0	0	0	0	6	6	0.00	1.000										

AB	33
R	1
H	7
RBI	1
BB	3
SO	9
LOB	15



AB	39
R	8
H	14
RBI	8
BB	4
SO	6
LOB	16





Batter	1	2	3	4	5	6	7	8	9	AB	R	H	RBI	BB	SO	LOB	TOP		
3 Willy Taveras, R OBP: 0.300, SLG: 0.278 80 Darrell McDonald, R OBP: 0.370, SLG: 0.660	4-0 21 1B 19 SF8 BB	0-0 21 1B			0-0 F9			0-0 P5		2	1	1	0	1	0	0			
21 Chris Dickerson, L OBP: 0.417, SLG: 0.625 50 Laynce Nix, L OBP: 0.310, SLG: 0.577	1-0 19 SF8 19 S	0-0 1B			0-3 K			0-3 K		3	0	2	0	0	1	0			
19 Joey Votto, L OBP: 0.444, SLG: 0.682 31 Jonny Gomes, R OBP: 0.345, SLG: 0.731	1-0 SF8 3-H	0-0 F7			0-0 G4-3			0-3 K		2	0	0	1	0	0	2			
4 Brandon Phillips, R OBP: 0.429, SLG: 0.516 62 Danny Richar, L OBP: 0.099, SLG: 0.190	0-3 K				0-0 G5-3			0-0 G1-3		2	0	0	0	0	1	1			
32 Jay Bruce, L OBP: 0.286, SLG: 0.333 26 Wilkin Castillo, S OBP: 0.250, SLG: 0.211	0-0 G3-1				0-0 F7			0-3 L8		2	0	0	0	0	0	1			
28 Edwin Encarnación, R OBP: 0.238, SLG: 0.539 60 Adam Rosales, R OBP: 0.340, SLG: 0.545		0-0 HR			0-0 G5-3			0-0 P3		2	1	1	1	0	0	0			
9 Jacque Jones, L OBP: 0.182, SLG: 0.100		0-0 G4-3 29 SF8 1B			0-0 F7			0-0 F9		4	1	1	0	0	0	1			
Jeff Keppinger, R OBP: 0.206, SLG: 0.182 7 Paul Janish, R OBP: 0.346, SLG: 0.435		1-0 G4-3			0-0 G5-3			0-0 P3		2	0	0	0	0	0	1			
29 Ryan Hanigan, R OBP: 0.440, SLG: 0.652 71 Craig Tatum, R OBP: 0.529, SLG: 0.750		0-0 SF8 3-H			0-0 F8			0-0 P6		1	0	0	1	0	0	0			
<b>Inning Stats</b>	R: 1 E: 0 K: 1 S: 6	H: 1 LOB: 1 P: 12	R: 2 E: 0 K: 0 S: 7	H: 4 LOB: 2 P: 8	R: 0 E: 0 K: 0 S: 3	H: 0 LOB: 0 P: 3	R: 0 E: 0 K: 0 S: 3	H: 0 LOB: 0 P: 3	R: 0 E: 0 K: 0 S: 3	H: 0 LOB: 0 P: 3	R: 0 E: 0 K: 2 S: 7	H: 0 LOB: 0 P: 7	R: 0 E: 0 K: 1 S: 6	H: 1 LOB: 1 P: 6	1B: 4 2B: 0 3B: 1 HR: 1	SF: 2 SAC: 0 DP: 0 HBP: 0	WP: 0 PA: 34 PB: 0 SB: 3 CS: 0		
<b>PITCHER</b>	IP WLS BF H R ER SO BB IBB HBP BLK WP HR S P ERA WHIP																		
Jason Hammel, R ERA: 3.94	4.0	18	5	3	3	1	1	0	0	0	0	0	0	0	1	19	26	6.75	1.500
46 Joe Nelson, R ERA: 17.18	1.0	W	3	0	0	0	1	0	0	0	0	0	0	0	0	5	5	0.00	0.000
40 Troy Percival, R ERA:	1.0		3	0	0	0	0	0	0	0	0	0	0	0	0	3	3	0.00	0.000
35 Dan Wheeler, R ERA: 6.75	1.0		3	0	0	0	0	0	0	0	0	0	0	0	3	3	0.00	0.000	
50 Grant Balfour, R ERA: 2.45	1.0		3	0	0	0	2	0	0	0	0	0	0	0	7	7	0.00	0.000	

Cincinnati Reds @ Tampa Bay Rays  
Charlotte County Stadium, Port Charlotte, FL  
Wed Mar 18 2009, 1:05 PM EDT  
Att: 6,021 - Partly Cloudy - 79 F

AB	31
R	3
H	6
RBI	3
BB	1
SO	5
LOB	6



Batter	1	2	3	4	5	6	7	8	9	AB	R	H	RBI	BB	SO	LOB	BOTTOM	
8 Jason Bartlett, R OBP: 0.467, SLG: 0.500 15 Reid Brignac, L OBP: 0.282, SLG: 0.500	4-0 16 1B BB	0-0 1-2 2-3 1B			0-0 G5-3			1-2 HR		2	0	1	0	1	0	0		
13 Carl Crawford, L OBP: 0.290, SLG: 0.407 29 Elliot Johnson, S OBP: 0.333, SLG: 0.677	0-0 F7	0-3 K			1-2 HR			0-3 G4-3		3	0	0	0	0	2	4		
16 Willy Aybar, S OBP: 0.273, SLG: 0.632 10 Justin Ruggiano, R OBP: 0.366, SLG: 0.389	0-0 23 BB 1B				0-0 5 CS-4 1B			0-3 K		3	1	3	0	0	0	0		
23 Carlos Pena, L OBP: 0.368, SLG: 0.400 37 Ray Olmedo, S OBP: 0.353, SLG: 0.355	4-0 5 G5-4-3 BB				0-0 P4			0-0 G1-3		1	1	0	0	2	0	1		
5 Pat Burrell, R OBP: 0.471, SLG: 0.538 18 Ben Zobrist, S OBP: 0.325, SLG: 0.281	0-0 G5-4-3				0-0 FC5-4 26 1B			0-0 K		3	1	1	1	0	0	4		
26 Gabe Gross, L OBP: 0.446, SLG: 0.391 62 Ray Sadler, R OBP: 0.345, SLG: 0.741		0-0 19 G4-3 1B			0-0 1-2 1B			0-3 K		3	0	2	0	0	1	2		
19 Gabe Kapler, R OBP: 0.250, SLG: 0.250 43 Jon Weber, L OBP: 0.345, SLG: 0.679		0-0 G4-3			0-3 K			0-3 K		2	0	0	0	1	2	2		
11 Morgan Ensberg, R OBP: 0.265, SLG: 0.143 32 Chris Richard, L OBP: 0.375, SLG: 0.444		0-0 E5 8 1B 41 1B			0-3 K			0-0 E6 30 1B 15 HR		3	1	0	0	0	1	2		
41 Michel Hernandez, R OBP: 0.438, SLG: 0.429 30 Dioner Navarro, S OBP: 0.353, SLG: 0.642		0-0 8 1B			0-0 F9			4-0 1-2 2-3 3-H 1B		2	0	1	0	0	0	0		
<b>Inning Stats</b>	R: 0 E: 0 K: 0 S: 3	H: 1 LOB: 2 P: 11	R: 0 E: 1 K: 1 S: 8	H: 3 LOB: 3 P: 8	R: 0 E: 0 K: 1 S: 7	H: 2 LOB: 2 P: 7	R: 0 E: 0 K: 1 S: 5	H: 0 LOB: 0 P: 5	R: 7 E: 1 K: 2 S: 15	H: 5 LOB: 1 P: 25	R: 0 E: 0 K: 2 S: 7	H: 0 LOB: 0 P: 7	R: 0 E: 0 K: 3 S: 10	H: 0 LOB: 2 P: 15	1B: 10 2B: 1 3B: 0 HR: 1	SF: 0 SAC: 0 DP: 2 HBP: 0	WP: 0 PA: 43 PB: 0 SB: 3 CS: 0	
<b>PITCHER</b>	IP WLS BF H R ER SO BB IBB HBP BLK WP HR S P ERA WHIP																	
36 Edinson Volquez, R ERA:	3.0		16	6	0	0	2	0	0	0	0	0	0	0	18	26	0.00	2.667
51 Jared Burton, R ERA: 6.14	1.0	H	3	0	0	0	1	0	0	0	0	0	0	5	5	0.00	0.000	
45 Bill Bray, L ERA: 3.38	0.2	L	8	3	6	2	2	2	0	0	0	0	0	10	18	27.00	7.500	
76 Carlos Fisher, R ERA: 3.6	0.1		3	2	1	0	0	0	0	0	1	0	1	5	7	0.00	6.000	
53 Arthur Rhodes, L ERA: 7.5	1.0		3	0	0	0	2	0	0	0	0	0	0	7	7	0.00	0.000	

Cincinnati Reds @ Tampa Bay Rays  
Charlotte County Stadium, Port Charlotte, FL  
Wed Mar 18 2009, 1:05 PM EDT  
Att: 6,021 - Partly Cloudy - 79 F

AB	37
R	7
H	12
RBI	6
BB	6
SO	10
LOB	25









Batter	1	2	3	4	5	6	7	8	9	AB	R	H	RBI	BB	SO	LOB	TOP										
80 Darnell McDonald, R OBP: 0.355, SLG: 0.596	G1-3		G5-3			F7			2B	4	1	1	0	0	0	1											
Jeff Keppinger, R OBP: 0.169, SLG: 0.167 40 Nick Masset, R (6, PH) Shaun Cumberland, L (9, PH)	K			G4-3		L4			BB	3	0	0	0	0	1	0											
50 Laynce Nix, L OBP: 0.333, SLG: 0.567	F7			1B				1B	K	4	0	2	0	0	1	2											
31 Jonny Gomes, R OBP: 0.323, SLG: 0.679 23 Danyle Ward, L OBP: 0.290, SLG: 0.391		F8		L8		G6-4-3			2B	2	0	0	0	0	0	1											
9 Jacque Jones, L OBP: 0.162, SLG: 0.088		G4-3		K					G4-3	4	0	0	0	0	2	2											
60 Adam Rosales, R OBP: 0.300, SLG: 0.462		G5-3			P6				F8	4	0	0	0	0	0	1											
7 Paul Janish, R OBP: 0.310, SLG: 0.385			E5		L7				G5-3	3	0	0	0	0	0	0											
29 Ryan Hanigan, R OBP: 0.407, SLG: 0.600 26 Wilkin Castillo, S OBP: 0.291, SLG: 0.273			G4-3		F9				2B	2	0	0	0	0	0	1											
47 Johnny Cueto, R Zack Cozart, R 62 Danny Richar, L OBP: 0.091, SLG: 0.182			G6-3			F9			G4-3	1	0	0	0	0	0	1											
										1	0	0	0	0	0	1											
										1	0	0	0	0	0	1											
										1	0	0	0	0	0	1											
<b>Inning Stats</b>	R: 0 E: 0 K: 1 S: 5	H: 0 LOB: 0 BB: 0 P: 5	R: 0 E: 0 K: 0 S: 3	H: 0 LOB: 0 BB: 0 P: 3	R: 0 E: 1 K: 0 S: 4	H: 0 LOB: 1 BB: 0 P: 4	R: 0 E: 0 K: 1 S: 6	H: 1 LOB: 1 BB: 0 P: 6	R: 0 E: 0 K: 0 S: 3	H: 0 LOB: 0 BB: 0 P: 3	R: 0 E: 0 K: 1 S: 5	H: 1 LOB: 1 BB: 0 P: 5	R: 0 E: 0 K: 0 S: 4	H: 1 LOB: 1 BB: 0 P: 4	R: 2 E: 0 K: 1 S: 7	H: 2 LOB: 1 BB: 1 P: 11	1B: 2 2B: 3 3B: 0 HR: 0	SF: 0 SAC: 0 DP: 1 HBP: 0	WP: 0 PA: 33 PB: 0 SB: 0 CS: 0								
<b>PITCHER</b>	IP	WLS	BF	H	R	ER	SO	BB	IBB	HBP	BLK	WP	HR	S	P	ERA	WHIP										
39 Russ Ortiz, R ERA: 3.63	6.0	W	20	1	0	0	2	0	0	0	0	0	0	24	24	0.00	0.167										
43 Chris Sampson, R ERA:	2.0		7	2	0	0	1	0	0	0	0	0	0	9	9	0.00	1.000										
69 Bud Norris, R ERA: 9.35	0.1		4	2	2	2	1	1	0	0	0	0	0	5	9	54.00	9.000										
73 Jeff Fulchino, R ERA: 2.61	0.2	S	2	0	0	0	0	0	0	0	0	0	0	2	2	0.00	0.000										

Cincinnati Reds @ Houston Astros  
Osceola County Stadium, Kissimmee, FL  
Fri Mar 20 2009, 1:05 PM EDT  
Att: 3,884 - Cloudy - 78 F

AB	32
R	2
H	5
RBI	2
BB	1
SO	4
LOB	11



Batter	1	2	3	4	5	6	7	8	9	AB	R	H	RBI	BB	SO	LOB	BOTTOM										
3 Kazuo Matsui, S OBP: 0.089, SLG: 0.091 89 Jason Smith, L OBP: 0.472, SLG: 0.647	K	F8				CS			G3-1	4	0	1	0	0	1	2											
2 Darin Erstad, L OBP: 0.300, SLG: 0.289	F8		F8		CS				L8	4	1	1	0	0	0	0											
17 Lance Berkman, S OBP: 0.378, SLG: 0.467 4 Jason Michaels, R OBP: 0.160, SLG: 0.292 21 Michael Bourn, L OBP: 0.298, SLG: 0.265	F7		P6			HR			P5	3	1	1	2	0	0	0											
45 Carlos Lee, R OBP: 0.258, SLG: 0.120 31 David Newhan, L OBP: 0.276, SLG: 0.160		P2	F7			BB			1B	2	0	0	0	1	0	0											
10 Miguel Tejada, R OBP: 0.269, SLG: 0.440 43 Chris Sampson, R John Gall, R OBP: 0.480, SLG: 0.500 69 Bud Norris, R 73 Jeff Fulchino, R		P2				F9			BB	3	0	1	0	0	0	1											
27 Geoff Blum, S OBP: 0.175, SLG: 0.118 65 Chris Johnson, R OBP: 0.333, SLG: 0.433			1B		G6-3				BB	2	1	1	0	0	0	1											
Reggie Abercrombie, R OBP: 0.424, SLG: 0.533			1B		B1-3				F7	3	1	1	0	0	0	2											
55 Humberto Quintero, R OBP: 0.179, SLG: 0.321			1B						K	3	0	1	1	0	1	2											
39 Russ Ortiz, R OBP: 0.500, SLG: 0.500 23 Edwin Maysonet, R OBP: 0.214, SLG: 0.231			1B						F8	2	0	1	1	0	0	0											
										1	0	0	0	0	0	0											
<b>Inning Stats</b>	R: 0 E: 0 K: 1 S: 5	H: 4 LOB: 2 BB: 0 P: 7	R: 2 E: 0 K: 0 S: 7	H: 4 LOB: 0 BB: 0 P: 7	R: 0 E: 0 K: 0 S: 3	H: 0 LOB: 0 BB: 0 P: 3	R: 0 E: 0 K: 0 S: 3	H: 1 LOB: 0 BB: 0 P: 3	R: 0 E: 0 K: 0 S: 3	H: 1 LOB: 0 BB: 0 P: 4	R: 2 E: 0 K: 1 S: 9	H: 2 LOB: 2 BB: 2 P: 19	R: 0 E: 0 K: 0 S: 3	H: 0 LOB: 0 BB: 0 P: 3	R: 0 E: 0 K: 0 S: 3	H: 1 LOB: 1 BB: 1 P: 7	1B: 8 2B: 0 3B: 0 HR: 1	SF: 0 SAC: 0 DP: 2 HBP: 0	WP: 0 PA: 34 PB: 0 SB: 0 CS: 1								
<b>PITCHER</b>	IP	WLS	BF	H	R	ER	SO	BB	IBB	HBP	BLK	WP	HR	S	P	ERA	WHIP										
47 Johnny Cueto, R ERA: 2.25	5.0	L	19	6	2	2	1	0	0	0	0	0	1	15	29	3.60	1.200										
40 Nick Masset, R ERA: 6.59	3.0		14	3	2	2	1	3	0	0	0	0	0	1	29	6.00	2.000										

Cincinnati Reds @ Houston Astros  
Osceola County Stadium, Kissimmee, FL  
Fri Mar 20 2009, 1:05 PM EDT  
Att: 3,884 - Cloudy - 78 F

AB	30
R	4
H	9
RBI	4
BB	3
SO	2
LOB	10













Batter	1	2	3	4	5	6	7	8	9	AB	R	H	RBI	BB	SO	LOB	TOP										
1 Joe Inglett, L (1, 10) OBP: 0.286, SLG: 0.289										4	0	0	0	0	1	2	<b>Toronto Blue Jays @ Cincinnati Reds</b> Ed Smith Stadium, Sarasota, FL Mon Mar 23 2009, 1:05 PM EDT Att: 4,878 - Cloudy - 67 F										
2 Aaron Hill, R (1, 4) OBP: 0.400, SLG: 0.514 69 Brad Emaus, R (5, 4) OBP: 0.395, SLG: 0.718										3	0	2	0	0	1	2											
15 Alex Rios, R (1, 9) OBP: 0.412, SLG: 0.590 19 José Bautista, R (6, 9) OBP: 0.577, SLG: 0.591 (8, 8)										2	0	0	0	1	1	1											
10 Vernon Wells, R (1, 8) OBP: 0.250, SLG: 0.250 78 Sean Shott, L (6, 8) OBP: 0.300, SLG: 0.474 71 Ryan Patterson, R (8, 9) OBP: 0.300, SLG: 0.300										3	0	1	0	0	0	2											
33 Scott Rolen, R (1, 5) OBP: 0.455, SLG: 0.833 64 Scott Campbell, L (6, PR) OBP: 0.333, SLG: 0.400 (6, 5)										2	0	1	0	1	0	0											
3 Randy Ruiz, R (1, 3) OBP: 0.286, SLG: 0.296 71 Kyle Phillips, L (6, 3) OBP: 0.417, SLG: 0.222										3	0	0	0	0	2	2											
Aaron Mathews, R (1, 7) OBP: 0.250, SLG: 0.350 46 Eric Nielsen, R (7, 7) OBP: 0.600, SLG: 0.800										3	0	0	0	0	2	1											
13 Raul Chavez, R (1, 2) OBP: 0.333, SLG: 0.353 7 Curtis Thigpen, R (5, PR) OBP: 0.207, SLG: 0.370 (5, 2)										2	0	1	0	0	0	1											
6 John McDonald, R (1, 6) OBP: 0.205, SLG: 0.200 4 Angel Sanchez, R (7, 6) OBP: 0.435, SLG: 0.278										2	0	0	0	0	0	0											
<b>Inning Stats</b>	R: 0 E: 0 K: 1 S: 6	H: 2 LOB: 2 BB: 0 P: 6	R: 0 E: 0 K: 1 S: 5	H: 0 LOB: 1 BB: 1 P: 9	R: 0 E: 0 K: 0 S: 4	H: 1 LOB: 0 BB: 1 P: 8	R: 0 E: 0 K: 2 S: 7	H: 0 LOB: 0 BB: 0 P: 7	R: 0 E: 0 K: 1 S: 6	H: 1 LOB: 1 BB: 0 P: 4	R: 0 E: 0 K: 1 S: 5	H: 0 LOB: 0 BB: 0 P: 5	R: 0 E: 0 K: 3 S: 9	H: 0 LOB: 1 BB: 1 P: 13	R: 0 E: 0 K: 1 S: 5	H: 0 LOB: 0 BB: 0 P: 5		1B: 3 2B: 1 3B: 1 HR: 0	SF: 0 SAC: 1 DP: 0 HBP: 0	WP: 0 PB: 0 SB: 1 CS: 0	PA: 34						
<b>PITCHER</b>	IP	WLS	BF	H	R	ER	SO	BB	IBB	HBP	BLK	WP	HR	S	P	ERA	WHIP										
36 Edinson Volquez, R (1, 1) ERA: 4.82	5.0	W	20	4	0	0	5	2	0	0	0	0	0	28	36	0.00	1.200										
51 Jared Burton, R (6, 1) ERA: 4.82	1.0	H	4	1	0	0	0	0	0	0	0	0	0	4	4	0.00	1.000										
52 Daniel Herrera, L (7, 1) ERA: 15.43	1.0	H	3	0	0	0	1	0	0	0	0	0	0	5	5	0.00	0.000										
48 Francisco Cordero, R (8, 1) ERA: 15.43	1.0	H	4	0	0	0	3	1	0	0	0	0	0	9	13	0.00	1.000										
87 Pedro Viola, L (9, 1) ERA:	1.0	S	3	0	0	0	1	0	0	0	0	0	0	5	5	0.00	0.000										

AB	30
R	0
H	5
RBI	0
BB	3
SO	10
LOB	12



Batter	1	2	3	4	5	6	7	8	9	AB	R	H	RBI	BB	SO	LOB	BOTTOM										
30 Norris Hopper, R (1, 8) OBP: 0.206, SLG: 0.129 80 Darrell McDonald, R (6, 8) OBP: 0.356, SLG: 0.629										3	0	0	0	0	1	2	<b>Toronto Blue Jays @ Cincinnati Reds</b> Ed Smith Stadium, Sarasota, FL Mon Mar 23 2009, 1:05 PM EDT Att: 4,878 - Cloudy - 67 F										
21 Chris Dickerson, L (1, 7) OBP: 0.404, SLG: 0.548 9 Jacque Jones, L (6, 7) OBP: 0.171, SLG: 0.132										2	2	2	0	1	0	0											
19 Joey Volto, L (1, 3) OBP: 0.385, SLG: 0.545 23 Danyle Ward, L (6, 3) OBP: 0.300, SLG: 0.393										3	0	1	1	0	2	2											
60 Adam Rosales, R (1, 5) OBP: 0.333, SLG: 0.424 7 Paul Janish, R (6, 5) OBP: 0.324, SLG: 0.484										3	0	1	1	0	0	2											
32 Jay Bruce, L (1, 9) OBP: 0.356, SLG: 0.487 31 Jonny Gomes, R (6, 9) OBP: 0.316, SLG: 0.686										1	0	0	0	1	1	1											
Jeff Keppinger, R (1, 4) OBP: 0.195, SLG: 0.140 Danny Richar, L (7, 4) OBP: 0.107, SLG: 0.185										3	0	0	0	0	0	1											
2 Alex Gonzalez, R (1, 6) OBP: 0.250, SLG: 0.333 Zack Cozart, R (3, 6) OBP: 0.667, SLG: 0.667 48 Francisco Cordero, R (8, 1) OBP: 0.324, SLG: 0.484 87 Pedro Viola, R (9, 1) ERA:										1	0	1	0	0	0	0											
29 Ryan Hanigan, R (1, 2) OBP: 0.375, SLG: 0.533 81 Chris Denove, R (7, 2) OBP: 0.167, SLG: 0.333										3	0	1	0	0	0	2											
36 Edinson Volquez, R (1, 1) 50 Laynce Nix, L (5, PR) 51 Jared Burton, R (6, 1) 52 Daniel Herrera, L (7, 1) Eric Eymann, R (8, 6)										1	0	0	0	0	0	2											
<b>Inning Stats</b>	R: 1 E: 0 K: 2 S: 9	H: 2 LOB: 1 BB: 0 P: 9	R: 0 E: 0 K: 1 S: 7	H: 2 LOB: 0 BB: 0 P: 7	R: 0 E: 0 K: 0 S: 6	H: 1 LOB: 1 BB: 1 P: 6	R: 0 E: 0 K: 0 S: 3	H: 1 LOB: 1 BB: 1 P: 7	R: 1 E: 0 K: 1 S: 6	H: 1 LOB: 1 BB: 1 P: 11	R: 0 E: 0 K: 0 S: 4	H: 1 LOB: 1 BB: 0 P: 4	R: 0 E: 0 K: 2 S: 7	H: 0 LOB: 0 BB: 0 P: 7	R: 1 E: 0 K: 0 S: 4	H: 2 LOB: 0 BB: 0 P: 4		1B: 9 2B: 0 3B: 1 HR: 0	SF: 0 SAC: 0 DP: 1 HBP: 0	WP: 2 PB: 0 SB: 2 CS: 1	PA: 34						
<b>PITCHER</b>	IP	WLS	BF	H	R	ER	SO	BB	IBB	HBP	BLK	WP	HR	S	P	ERA	WHIP										
24 Ricky Romero, L (1, 1) ERA: 5.73	5.0	L	22	7	2	2	5	2	0	0	0	0	0	31	40	3.60	1.800										
78 Brian Burres, L (6, 1) ERA: 5.91	2.0		7	1	0	0	2	0	0	0	0	0	0	11	11	0.00	0.500										
49 Jeremy Accardo, R (8, 1) ERA: 9.72	1.0		4	2	1	1	0	0	0	0	0	0	0	4	4	9.00	2.000										

AB	31
R	3
H	10
RBI	3
BB	2
SO	7
LOB	13





Batter	1	2	3	4	5	6	7	8	9	AB	R	H	RBI	BB	SO	LOB	TOP		
44 Jason Bay, R OBP: 0.428, SLG: 0.556 55 Jeff Bailey, R OBP: 0.510, SLG: 0.641 48 Javier López, L (9, 1)	0-3 K 1			0-3 K 1			0-3 K 1		4-0 64 2B 1-2 F8-2 BB	3	0	0	0	0	3	0	<b>Boston Red Sox @ Cincinnati Reds</b> Ed Smith Stadium, Sarasota, FL Wed Mar 25 2009, 1:05 PM EDT Att: 7,498 - Sunny - 78 F		
15 Dustin Pedroia, R OBP: 0.450, SLG: 0.500 64 Aaron Reza, R OBP: 1.000, SLG: 2.000	0-0 7 G4-6-3 1B			0-0 F9			0-0 G6-3		0-0 1-3 2-H 3-H 2B	3	0	1	0	0	0	0			
7 J.D. Drew, L OBP: 0.367, SLG: 0.217 Jason Place, R (7, 9)	0-0 G4-6-3 1-2			0-0 F8			0-0 G4-3		0-0 F8-2 3-H	3	0	0	0	0	0	1			
20 Kevin Youkilis, R OBP: 0.286, SLG: 0.452 72 Luis Exposito, R OBP: 0.500, SLG: 0.500		0-0 25 G6-4-3 1B			0-0 F9			0-0 P3		3	0	1	0	0	0	0			
25 Mike Lowell, R OBP: 0.318, SLG: 0.727 59 Zach Borowiak, R (8, 5)		0-0 G6-4-3 1-2			0-0 G4-3			0-0 F8		3	0	0	0	0	0	1			
33 Jason Varitek, S OBP: 0.194, SLG: 0.364 37 Hideki Okajima, L Luis Segovia, R (9, 6)		0-0 F9			0-3 K			0-0 G4-3		3	0	0	0	0	0	0			
13 Chip Ambres, R OBP: 0.265, SLG: 0.250			0-3 K 1			0-0 G5-3			4-0 1B 64 2B BB	2	1	0	0	1	1	0			
Argenis Diaz, R OBP: 0.150, SLG: 0.056 Sean Danielson, S OBP: 1.000, SLG: 1.000 (9, PH)			0-0 F8			0-3 K 2			0-0 55 S 64 2B 1-3 1B	2	0	0	0	0	1	0			
61 Clay Buchholz, L 58 Jonathan Papelbon, R Anthony Rizzo, L (8, 3)			0-0 B1-3			0-0 P5			0-3 K 1	2	0	0	0	0	0	0			
<b>Inning Stats</b>	R: 0 E: 0 K: 1 S: 5	H: 1 LOB: 0 BB: 0 P: 5	R: 0 E: 0 K: 0 S: 3	H: 1 LOB: 0 BB: 0 P: 3	R: 0 E: 0 K: 1 S: 5	H: 0 LOB: 0 BB: 0 P: 5	R: 0 E: 0 K: 1 S: 5	H: 0 LOB: 0 BB: 0 P: 5	R: 0 E: 0 K: 1 S: 5	H: 0 LOB: 0 BB: 0 P: 5	R: 0 E: 0 K: 0 S: 3	H: 0 LOB: 0 BB: 0 P: 3	R: 2 E: 0 K: 1 S: 6	H: 2 LOB: 1 BB: 2 P: 14	1B: 3 2B: 2 3B: 0 HR: 0	SF: 0 SAC: 0 DP: 3 HBP: 0		WP: 0 PA: 30 PB: 0 SB: 1 CS: 0	
<b>PITCHER</b>	IP WLS BF H R ER SO BB IBB HBP BLK WP HR S P ERA WHIP																		
47 Johnny Cueto, R ERA: 1.5	6.0		18	2	0	0	5	0	0	0	0	0	0	0	0	28	28	0.00	0.333
40 Nick Masset, R ERA: 5.74	2.0	H	6	0	0	0	1	0	0	0	0	0	0	0	8	8	0.00	0.000	
45 Bill Bray, L ERA: 5.79	1.0	L	6	2	2	2	1	2	0	0	0	0	0	0	6	14	18.00	4.000	

Batter	1	2	3	4	5	6	7	8	9	AB	R	H	RBI	BB	SO	LOB	BOTTOM		
3 Willy Taveras, R OBP: 0.344, SLG: 0.286 40 Nick Masset, R Chris Heisey, R OBP: 0.500, SLG: 1.500 45 Bill Bray, L (8, PH)	0-0 G6-3 1B			0-3 K 1		0-0 P5		0-0 P3		3	0	1	0	0	1	1	<b>Boston Red Sox @ Cincinnati Reds</b> Ed Smith Stadium, Sarasota, FL Wed Mar 25 2009, 1:05 PM EDT Att: 7,498 - Sunny - 78 F		
Jeff Keppinger, R OBP: 0.170, SLG: 0.152 26 Wilkin Castillo, S OBP: 0.250, SLG: 0.259	0-0 G6-3 1-2			0-0 G6-3		0-0 19 E 3-H 1B		0-0 G4-3		3	0	1	1	0	0	1			
19 Joey Votto, L OBP: 0.357, SLG: 0.500 9 Jacque Jones, L OBP: 0.167, SLG: 0.128	0-0 F7			0-0 G6-3		0-3 K 1-3		0-0 G6-3		3	0	0	0	0	1	1			
60 Adam Rosales, R OBP: 0.317, SLG: 0.400 69 Luis Bolivar, R OBP: 0.353, SLG: 0.375		0-0 F7			0-0 G4-3		0-0 G5-3		0-0 29 CS 1B	2	0	0	0	0	0	0			
32 Jay Bruce, L OBP: 0.362, SLG: 0.488 50 Laynce Nix, L OBP: 0.310, SLG: 0.459		0-0 F7			0-0 55 G3 1B		0-3 K 2		0-0 F8	2	0	1	0	0	0	0			
55 Ramon Hernandez, R OBP: 0.100, SLG: 0.100 29 Ryan Hanigan, R OBP: 0.394, SLG: 0.548		0-0 G5-3			0-0 G3 1-2		0-0 G3		0-1 CS 1-2	2	0	0	0	0	0	1			
21 Chris Dickerson, L OBP: 0.388, SLG: 0.523 30 Norris Hopper, R OBP: 0.200, SLG: 0.125			0-0 B3		0-0 F8		0-0 F9			2	0	0	0	0	0	1			
7 Paul Janish, R OBP: 0.306, SLG: 0.455 64 Chris Valaika, R OBP: 0.421, SLG: 0.722			0-0 B5-3			0-0 E6 31 E 1B		0-0 80 SH1-3 1B		2	1	0	0	0	0	0			
47 Johnny Cueto, R 31 Jonny Gomes, R 80 Darnell McDonald, R (8, PH)			0-0 G1-3			0-3 SAFE K 1-3		0-0 SH1-3		1	0	0	0	0	0	0			
<b>Inning Stats</b>	R: 0 E: 0 K: 0 S: 3	H: 1 LOB: 0 BB: 0 P: 3	R: 0 E: 0 K: 0 S: 3	H: 0 LOB: 0 BB: 0 P: 3	R: 0 E: 0 K: 1 S: 5	H: 0 LOB: 0 BB: 0 P: 5	R: 0 E: 0 K: 1 S: 4	H: 1 LOB: 1 BB: 0 P: 4	R: 1 E: 3 K: 2 S: 9	H: 1 LOB: 1 BB: 0 P: 9	R: 0 E: 0 K: 1 S: 6	H: 1 LOB: 1 BB: 0 P: 6	R: 0 E: 0 K: 0 S: 4	H: 1 LOB: 0 BB: 0 P: 4	R: 0 E: 0 K: 0 S: 4	H: 1 LOB: 0 BB: 0 P: 4		1B: 6 2B: 0 3B: 0 HR: 0	SF: 0 SAC: 1 DP: 0 HBP: 0
<b>PITCHER</b>	IP WLS BF H R ER SO BB IBB HBP BLK WP HR S P ERA WHIP																		
61 Clay Buchholz, R ERA: 4.0	1.1		4	1	0	0	1	0	0	0	0	0	0	0	6	6	0.00	1.000	
37 Hideki Okajima, L ERA: 2.7	1.0	W	4	1	0	0	0	0	0	0	0	0	0	4	4	0.00	1.000		
48 Javier López, L ERA: 1.8	1.0	S	3	1	0	0	0	0	0	0	0	0	0	4	4	0.00	1.000		








Batter	1	2	3	4	5	6	7	8	9	AB	R	H	RBI	BB	SO	LOB	TOP										
80 Darrell McDonald, R OBP: 0.349, SLG: 0.550	K	FC6-4			G1-3			L5		4	0	0	0	0	1	2											
15 Jerry Hairston, R OBP: 0.235, SLG: 0.357	G4-3			K					K	3	0	0	0	0	2	0											
7 Paul Janish, R OBP: 0.289, SLG: 0.429										1	0	0	0	0	1	0											
4 Brandon Phillips, R OBP: 0.379, SLG: 0.439				P4						3	0	1	0	0	0	0											
69 Luis Bolivar, R OBP: 0.333, SLG: 0.353	1B				G4-3					1	0	0	0	0	0	0											
50 Laynce Nix, L OBP: 0.298, SLG: 0.429	K			G5-3						4	0	0	0	0	1	1											
31 Jonny Gomes, R OBP: 0.302, SLG: 0.615		F9			G4-3					3	0	0	0	0	1	0											
60 Adam Rosales, R OBP: 0.311, SLG: 0.385										3	0	1	0	0	0	0											
84 Todd Frazier, R OBP: 0.294, SLG: 0.313		FC4-6			F8					0	0	0	0	0	0	0											
9 Jacque Jones, L OBP: 0.149, SLG: 0.114		1B								3	1	0	0	0	1	1											
55 Ramon Hernandez, R OBP: 0.214, SLG: 0.429										2	0	1	0	0	0	0											
26 Wilkin Castillo, S OBP: 0.297, SLG: 0.276										1	0	0	0	0	1	0											
30 Norris Hopper, R OBP: 0.205, SLG: 0.139										3	0	1	1	0	0	1											
<b>Inning Stats</b>	R: 0 E: 0 K: 2 S: 8	H: 1 LOB: 1 BB: 0 P: 8	R: 1 E: 0 K: 0 S: 6	H: 3 LOB: 2 BB: 0 P: 6	R: 0 E: 0 K: 1 S: 5	H: 0 LOB: 0 BB: 0 P: 5	R: 0 E: 0 K: 0 S: 3	H: 0 LOB: 0 BB: 0 P: 3	R: 0 E: 0 K: 1 S: 5	H: 0 LOB: 0 BB: 0 P: 5	R: 0 E: 0 K: 2 S: 7	H: 0 LOB: 0 BB: 0 P: 7	R: 0 E: 0 K: 1 S: 5	H: 0 LOB: 0 BB: 0 P: 5	R: 0 E: 0 K: 1 S: 5	H: 0 LOB: 0 BB: 0 P: 5	1B: 4 2B: 0 3B: 0 HR: 0	SF: 0 SAC: 0 DP: 1 HBP: 0	WP: 0 PB: 0 CS: 0	PA: 31							
<b>PITCHER</b>	IP	WLS	BF	H	R	ER	SO	BB	IBB	HBP	BLK	WP	HR	S	P	ERA	WHIP										
52 CC Sabathia, L ERA: 4.11	7.2	W	27	4	1	1	7	0	0	0	0	0	0	41	41	1.17	0.522										
43 Damaso Marte, L ERA: 4.5	0.1	H	1	0	0	0	0	0	0	0	0	0	0	1	1	0.00	0.000										
42 Mariano Rivera, R ERA:	1.0	S	3	0	0	0	1	0	0	0	0	0	0	5	5	0.00	0.000										

Cincinnati Reds @ New York Yankees  
George M. Steinbrenner Field, Tampa, FL  
Fri Mar 27 2009, 7:15 PM EDT  
Att: 10,817 - Clear - 82 F


AB 31  
R 1  
H 4  
RBI 1  
BB 0  
SO 8  
LOB 5



Batter	1	2	3	4	5	6	7	8	9	AB	R	H	RBI	BB	SO	LOB	BOTTOM										
2 Derek Jeter, R OBP: 0.435, SLG: 0.524										4	1	1	1	0	0	1											
14 Angel Berroa, R OBP: 0.392, SLG: 0.620	25 1B									0	0	0	0	0	0	0											
18 Johnny Damon, L OBP: 0.333, SLG: 0.404										4	0	0	0	0	0	3											
17 Shelley Duncan, R OBP: 0.441, SLG: 0.633	F7									0	0	0	0	0	0	0											
25 Mark Teixeira, S OBP: 0.408, SLG: 0.545										3	0	2	1	0	0	0											
33 Nick Swisher, S OBP: 0.400, SLG: 0.385										1	0	0	0	0	1	0											
55 Hideki Matsui, L OBP: 0.325, SLG: 0.441										3	0	0	0	0	1	3											
74 Justin Leone, R OBP: 0.194, SLG: 0.250	FC4-6									1	0	0	0	0	1	0											
20 Jorge Posada, S OBP: 0.385, SLG: 0.500										2	1	0	0	1	1	1											
26 José Molina, R OBP: 0.333, SLG: 0.293	K									1	0	0	0	0	0	0											
24 Robinson Cano, L OBP: 0.405, SLG: 0.538										3	0	0	0	0	0	1											
53 Melky Cabrera, S OBP: 0.400, SLG: 0.479	G6-3									0	0	0	0	0	0	0											
22 Xavier Nady, R OBP: 0.275, SLG: 0.469										3	1	1	0	0	2	0											
60 Todd Linden, S OBP: 0.222, SLG: 0.292	K									0	0	0	0	0	0	0											
12 Cody Ransom, R OBP: 0.317, SLG: 0.407										3	1	0	1	0	1	1											
90 Ramiro Pena, S OBP: 0.353, SLG: 0.396	K									0	0	0	0	0	0	0											
11 Brett Gardner, L OBP: 0.453, SLG: 0.702										2	0	0	0	1	0	0											
73 Doug Bernier, R OBP: 0.397, SLG: 0.269										0	0	0	0	0	0	0											
<b>Inning Stats</b>	R: 1 E: 0 K: 1 S: 7	H: 2 LOB: 1 BB: 0 P: 7	R: 0 E: 0 K: 2 S: 7	H: 0 LOB: 0 BB: 0 P: 7	R: 0 E: 1 K: 0 S: 5	H: 1 LOB: 2 BB: 0 P: 6	R: 3 E: 1 K: 0 S: 5	H: 1 LOB: 1 BB: 2 P: 14	R: 0 E: 0 K: 1 S: 5	H: 0 LOB: 0 BB: 0 P: 5	R: 0 E: 0 K: 1 S: 5	H: 0 LOB: 0 BB: 0 P: 5	R: 0 E: 0 K: 2 S: 7	H: 0 LOB: 0 BB: 0 P: 7	R: 0 E: 0 K: 2 S: 7	H: 0 LOB: 0 BB: 0 P: 7	1B: 2 2B: 2 3B: 0 HR: 0	SF: 0 SAC: 0 DP: 0 HBP: 0	WP: 1 PB: 1 CS: 0	PA: 32							
<b>PITCHER</b>	IP	WLS	BF	H	R	ER	SO	BB	IBB	HBP	BLK	WP	HR	S	P	ERA	WHIP										
Aaron Harang, R ERA: 4.56	6.0	L	26	4	4	2	5	2	0	0	0	0	0	34	44	3.00	1.000										
52 Daniel Herrera, L ERA:	1.0		3	0	0	0	0	0	0	0	0	0	0	3	3	0.00	0.000										
57 Mike Lincoln, R ERA: 1.69	1.0		3	0	0	0	2	0	0	0	0	0	0	7	7	0.00	0.000										

Cincinnati Reds @ New York Yankees  
George M. Steinbrenner Field, Tampa, FL  
Fri Mar 27 2009, 7:15 PM EDT  
Att: 10,817 - Clear - 82 F

AB 30  
R 4  
H 4  
RBI 3  
BB 2  
SO 7  
LOB 10





Batter	1	2	3	4	5	6	7	8	9	AB	R	H	RBI	BB	SO	LOB	TOP									
3 Willy Taveras, R OBP: 0.400, SLG: 0.303										3	1	1	1	1	0	2	<p>Cincinnati Reds @ Tampa Bay Rays Charlotte County Stadium, Port Charlotte, FL</p> <p>Sat Mar 28 2009, 1:05 PM EDT Att. 7,156 - Partly Cloudy - 88 F</p> <p>livebaseballscorecards.com</p> <p>AB 34 R 5 H 8 RBI 5 BB 3 SO 5 LOB 15</p>									
Jeff Keppinger, R OBP: 0.194, SLG: 0.148										5	0	0	0	0	1	5										
19 Joey Votto, L OBP: 0.327, SLG: 0.524										4	1	1	1	0	1	2										
4 Brandon Phillips, R OBP: 0.375, SLG: 0.419										2	0	0	0	1	0	0										
60 Adam Rosales, R OBP: 0.304, SLG: 0.375										1	0	0	0	0	0	0										
32 Jay Bruce, L OBP: 0.352, SLG: 0.458										4	0	2	2	0	1	0										
28 Edwin Encarnación, R OBP: 0.272, SLG: 0.387										4	0	0	0	0	0	3										
21 Chris Dickerson, L OBP: 0.364, SLG: 0.480										4	0	0	0	0	1	1										
55 Ramon Hernandez, R OBP: 0.250, SLG: 0.438										2	0	1	0	0	1	1										
29 Ryan Hanigan, R OBP: 0.417, SLG: 0.636										1	2	1	1	1	0	0										
7 Paul Janish, R OBP: 0.310, SLG: 0.462										4	1	2	0	0	0	1										
<b>Inning Stats</b>	R: 0 E: 0 K: 1 S: 4	H: 0 LOB: 0 BB: 1 P: 8	R: 0 E: 0 K: 1 S: 5	H: 0 LOB: 0 BB: 0 P: 5	R: 0 E: 0 K: 0 S: 4	H: 1 LOB: 1 BB: 0 P: 4	R: 0 E: 0 K: 1 S: 5	H: 0 LOB: 0 BB: 0 P: 5	R: 0 E: 0 K: 1 S: 7	H: 1 LOB: 1 BB: 0 P: 7	R: 2 E: 0 K: 0 S: 6	H: 3 LOB: 2 BB: 1 P: 10	R: 1 E: 0 K: 1 S: 6	H: 1 LOB: 1 BB: 1 P: 10	R: 1 E: 0 K: 0 S: 6	H: 1 LOB: 0 BB: 0 P: 8	R: 1 E: 0 K: 0 S: 5	H: 1 LOB: 1 BB: 0 P: 8	1B: 5 2B: 1 3B: 0 HR: 2	SF: 0 SAC: 0 DP: 0 HBP: 1	WP: 0 PB: 0 SB: 1 CS: 1	PA: 38				
<b>PITCHER</b>	IP	WLS	BF	H	R	ER	SO	BB	IBB	HBP	BLK	WP	HR	S	P	ERA	WHIP									
Jason Hammel, R ERA: 3.98	5.0		17	2	0	0	4	1	0	0	0	0	0	25	29	0.00	0.600									
44 Jason Istringhausen, R ERA: 7.2	1.0	L	7	3	2	2	0	1	0	0	0	0	0	6	10	18.00	4.000									
52 Brian Shouse, L ERA: 2.16	0.1		2	0	1	1	1	1	0	0	0	0	0	3	7	27.00	3.000									
50 Grant Balfour, R ERA: 1.69	0.2		3	1	0	0	0	0	0	0	0	0	0	3	3	0.00	1.500									
39 J.P. Howell, L ERA: 4.5	1.0		4	1	1	1	0	0	0	0	0	0	1	6	8	9.00	1.000									
46 Joe Nelson, R ERA: 10.8	1.0		5	1	1	1	0	0	0	1	0	0	0	1	5	8	9.00	1.000								

Batter	1	2	3	4	5	6	7	8	9	AB	R	H	RBI	BB	SO	LOB	BOTTOM								
1 Akinori Iwamura, L OBP: 0.286, SLG: 0.500										3	1	0	0	1	2	1	<p>Cincinnati Reds @ Tampa Bay Rays Charlotte County Stadium, Port Charlotte, FL</p> <p>Sat Mar 28 2009, 1:05 PM EDT Att. 7,156 - Partly Cloudy - 88 F</p> <p>livebaseballscorecards.com</p> <p>AB 29 R 1 H 5 RBI 1 BB 6 SO 6 LOB 16</p>								
32 Chris Richard, L OBP: 0.349, SLG: 0.378										0	0	0	0	0	0	0									
13 Carl Crawford, L OBP: 0.349, SLG: 0.600										3	0	2	0	0	0	1									
19 Gabe Kapler, R OBP: 0.208, SLG: 0.186										1	0	0	0	0	0	0									
3 Evan Longoria, R OBP: 0.381, SLG: 0.590										2	0	0	1	0	1	2									
24 Adam Kennedy, L OBP: 0.392, SLG: 0.432										1	0	0	0	0	0	0									
23 Carlos Pena, L OBP: 0.378, SLG: 0.296										2	0	0	0	1	1	1									
62 Ray Sadler, R OBP: 0.390, SLG: 0.757										1	0	0	0	0	0	0									
5 Pat Burrell, R OBP: 0.385, SLG: 0.477										3	0	0	0	0	0	3									
20 Matt Joyce, L OBP: 0.286, SLG: 0.167										1	0	0	0	0	1	0									
30 Dioner Navarro, S OBP: 0.422, SLG: 0.476										3	0	2	0	0	0	0									
43 Jon Weber, L OBP: 0.308, SLG: 0.568										1	0	0	0	0	0	0									
18 Ben Zobrist, S OBP: 0.431, SLG: 0.395										1	0	0	0	2	0	1									
68 Nevin Ashley, R OBP: 0.317, SLG: 0.419										0	0	0	0	1	0	0									
26 Gabe Gross, L OBP: 0.465, SLG: 0.412										1	0	0	0	1	0	1									
16 Willy Aybar, S OBP: 0.371, SLG: 0.419										2	0	0	0	0	0	3									
8 Jason Bartlett, R OBP: 0.400, SLG: 0.400										3	0	1	0	0	1	2									
37 Ray Olmedo, S OBP: 0.317, SLG: 0.297										1	0	0	0	0	0	1									
<b>Inning Stats</b>	R: 0 E: 0 K: 1 S: 6	H: 1 LOB: 2 BB: 1 P: 11	R: 0 E: 0 K: 0 S: 3	H: 1 LOB: 1 BB: 1 P: 7	R: 1 E: 0 K: 1 S: 6	H: 1 LOB: 1 BB: 1 P: 10	R: 0 E: 0 K: 0 S: 2	H: 0 LOB: 0 BB: 1 P: 6	R: 0 E: 0 K: 1 S: 6	H: 1 LOB: 1 BB: 0 P: 6	R: 0 E: 0 K: 0 S: 4	H: 1 LOB: 2 BB: 1 P: 8	R: 0 E: 0 K: 2 S: 7	H: 0 LOB: 0 BB: 0 P: 7	R: 0 E: 0 K: 1 S: 5	H: 0 LOB: 0 BB: 0 P: 5	R: 0 E: 0 K: 0 S: 3	H: 0 LOB: 1 BB: 1 P: 7	1B: 5 2B: 0 3B: 0 HR: 0	SF: 1 SAC: 0 DP: 2 HBP: 0	WP: 1 PB: 0 SB: 1 CS: 0	PA: 36			
<b>PITCHER</b>	IP	WLS	BF	H	R	ER	SO	BB	IBB	HBP	BLK	WP	HR	S	P	ERA	WHIP								
36 Edinson Volquez, R ERA: 0.47	5.0		21	4	1	1	3	4	0	0	0	0	0	4	8	0.00	2.000								
45 Bill Bray, L ERA: 4.76	1.0	H	5	1	0	0	0	1	0	0	0	0	0	4	8	0.00	2.000								
51 Jared Burton, R ERA: 4.35	1.0	H	3	0	0	0	2	0	0	0	0	0	0	7	7	0.00	0.000								
40 Nick Masset, R ERA: 5.09	2.0	S	7	0	0	0	1	1	0	0	0	0	0	8	12	0.00	0.500								



Batter	1	2	3	4	5	6	7	8	9	AB	R	H	RBI	BB	SO	LOB	TOP				
24 Adam Kennedy, L (1.4) 63 Chris Nowak, R (7.5)	4-0 20 PB BB		0-0 G5-4-3	0-0 19 1B 20 2B 1B	0-0 1-2 1B	0-0 1-2 1B	0-0 1-2 1B		0-0 L5	4 1 3 0 1 0 1 1 0 0 0 0 0 0											
19 Gabe Kapler, R (1.7) 13 J.T. Hall, L (9.7)	0-3 K			E6 20 2B 1B		0-0 F8		0-0 1-3 2-H 1B		5 2 2 2 0 1 3 0 0 0 0 0 0 0											
20 Matt Joyce, L (1.8) 62 Ray Sadler, R (6.9)	0-3 K					0-0 G4-3		0-3 K		4 1 2 2 0 1 1 1 0 0 0 0 1 2											
9 Shawn Riggins, R (1.2) 46 Joe Nelson, R (8.1) 31 Lance Cormier, R (9.1)	0-0 G5-3					0-0 1B		0-0 G4-3 2B		5 0 3 1 0 0 2 0 0 0 0 0 0 0 0 0 0 0 0 0 0											
26 Gabe Gross, L (1.9) 18 Ben Zobrist, S (6. PH)		0-0 G1-3		4-0 32 1B 37 1B BB	0-0 11 1B 32 SF8 2B	0-0 P3		0-0 G6-3		2 2 1 0 1 0 0 2 0 0 0 0 0 2											
11 Morgan Ensberg, R (1.5) Omar Luna, R (6.5)		0-0 G6-3		0-0 L6	0-0 19 CS 37 1B 1B	0-0 F9		0-0 G4-3		4 0 1 0 0 0 4 1 0 0 0 0 0 1											
32 Chris Richard, L (1.3)		0-0 G3-1		0-0 37 1B 19 2B 1B	0-0 SF8		0-0 F8	0-0 F9		4 1 1 2 0 0 1											
37 Ray Olmedo, S (1.6)			0-0 24 G5-4-3 1B	0-0 19 2B 1B	0-0 19 CS 19 1B 1B		0-0 E6 24 1B 19 1B		0-0 F8	5 3 3 1 0 0 0											
19 Scott Kazmir, L (1.1) 16 Willy Aybar, S (7. PH) 44 Jason Istringhausen, R (7.1) Mayo Acosta, R (8.2)			0-3 K	0-0 24 1B 19 1B 2B	1-0 SAFE 24 1B 1B		0-0 F8		0-0 G4-3	3 1 2 3 0 1 1 1 0 0 0 0 0 1 0 0 0 0 0 0 0 1 0 0 0 0 0 0											
<b>Inning Stats</b>	R: 0 E: 0 K: 2 S: 7	H: 0 LOB: 1 BB: 1 P: 11	R: 0 E: 0 K: 0 S: 3	H: 0 LOB: 0 BB: 0 P: 3	R: 0 E: 0 K: 1 S: 5	H: 1 LOB: 0 BB: 0 P: 5	R: 3 E: 1 K: 0 S: 11	H: 8 LOB: 1 BB: 1 P: 15	R: 2 E: 0 K: 0 S: 7	H: 5 LOB: 2 BB: 0 P: 8	R: 0 E: 0 K: 0 S: 4	H: 1 LOB: 1 BB: 0 P: 4	R: 1 E: 1 K: 1 S: 8	H: 2 LOB: 2 BB: 0 P: 8	R: 0 E: 0 K: 0 S: 4	H: 1 LOB: 1 BB: 0 P: 4	R: 0 E: 0 K: 0 S: 3	H: 0 LOB: 0 BB: 0 P: 3	1B: 14 2B: 4 3B: 0 HR: 0	SF: 1 SAC: 0 DP: 1 HBP: 0	WP: 0 PA: 46 PB: 1 SB: 0 CS: 2
<b>PITCHER</b>	IP WLS BF H R ER SO BB IBB HBP BLK WP HR S P ERA WHIP	IP WLS BF H R ER SO BB IBB HBP BLK WP HR S P ERA WHIP	IP WLS BF H R ER SO BB IBB HBP BLK WP HR S P ERA WHIP	IP WLS BF H R ER SO BB IBB HBP BLK WP HR S P ERA WHIP	IP WLS BF H R ER SO BB IBB HBP BLK WP HR S P ERA WHIP	IP WLS BF H R ER SO BB IBB HBP BLK WP HR S P ERA WHIP	IP WLS BF H R ER SO BB IBB HBP BLK WP HR S P ERA WHIP	IP WLS BF H R ER SO BB IBB HBP BLK WP HR S P ERA WHIP	IP WLS BF H R ER SO BB IBB HBP BLK WP HR S P ERA WHIP	IP WLS BF H R ER SO BB IBB HBP BLK WP HR S P ERA WHIP	IP WLS BF H R ER SO BB IBB HBP BLK WP HR S P ERA WHIP	IP WLS BF H R ER SO BB IBB HBP BLK WP HR S P ERA WHIP	IP WLS BF H R ER SO BB IBB HBP BLK WP HR S P ERA WHIP	IP WLS BF H R ER SO BB IBB HBP BLK WP HR S P ERA WHIP	IP WLS BF H R ER SO BB IBB HBP BLK WP HR S P ERA WHIP	IP WLS BF H R ER SO BB IBB HBP BLK WP HR S P ERA WHIP	IP WLS BF H R ER SO BB IBB HBP BLK WP HR S P ERA WHIP	IP WLS BF H R ER SO BB IBB HBP BLK WP HR S P ERA WHIP	IP WLS BF H R ER SO BB IBB HBP BLK WP HR S P ERA WHIP	IP WLS BF H R ER SO BB IBB HBP BLK WP HR S P ERA WHIP	IP WLS BF H R ER SO BB IBB HBP BLK WP HR S P ERA WHIP

Tampa Bay Rays @ Cincinnati Reds  
Ed Smith Stadium, Sarasota, FL  
Sun Mar 29 2009, 1:05 PM EDT  
Att: 5,339 - Cloudy - 75 F

AB	43
R	11
H	18
RBI	11
BB	2
SO	4
LOB	19



Batter	1	2	3	4	5	6	7	8	9	AB	R	H	RBI	BB	SO	LOB	BOTTOM				
3 Willy Taveras, R (1.8) 30 Norris Hopper, R (7.8)	0-0 4 BB 15 BB 1B			0-3 K			0-0 G6-3		0-3 K	3 0 1 0 0 1 2 2 0 0 0 0 1 1											
15 Jerry Hairston, R (1.6) 7 Paul Janish, R (7. PH)	4-0 4 BB BB		0-3 K		0-0 F8		0-0 E5 FC6-4		0-3 K	2 0 0 0 1 1 0 2 0 0 0 0 1 1											
19 Joey Votto, L (1.3) 31 Jonny Gomes, R (7.3)	0-0 L7		0-0 32 HR 1B		0-0 G4-3		0-3 K		0-3 K	3 1 1 0 0 0 2 1 0 0 0 0 1 1											
4 Brandon Phillips, R (1.4) Jeff Keppinger, R (7.4)	4-0 1-2 2-3 BB		0-0 F7		0-0 F9		0-0 FC6-4		0-0 FC6-4	2 0 0 0 1 0 1 1 0 0 0 0 0 1											
32 Jay Bruce, L (1.9) 50 Laynce Nix, L (7.9)	0-3 K		1-1 HR			0-3 K		0-0 G4-3		3 1 1 2 0 2 3 1 0 0 0 0 0 0											
60 Adam Rosales, R (1.5) 26 Wilkin Castillo, S (7.5)	0-0 F9		0-0 F7			0-0 P3		0-0 P3		3 0 0 0 0 0 3 1 0 0 0 0 0 0											
21 Chris Dickerson, L (1.7) 9 Jacques Jones, L (7.7)		0-0 55 G6-3 1B		0-0 G4-3		0-0 E5 29 HBP		0-3 K		3 0 1 0 0 0 0 1 0 0 0 0 1 0											
55 Ramon Hernandez, R (1.2) 29 Ryan Hanigan, R (6.2)		0-0 G6-3		1-0 61 SH2-3 HBP		1-0 HBP		0-0 1B		1 0 0 0 0 0 1 1 0 1 0 0 0 0											
61 Bronson Arroyo, R (1.1) 87 Pedro Viola, R (5.1) 80 Darnell McDonald, R (6. PH) 45 Bill Bray, L (7.1) 53 Arthur Rhodes, L (8.1) 51 Jared Burton, R (9.1) Sean Henry, R (9. PH)		0-0 F8		0-0 SH2-3		0-3 K		0-0 F9		1 0 0 0 0 0 1 0 0 0 0 0 0 0 1 0 0 0 0 0 1 0 1 0 0 0 0 0 1											
<b>Inning Stats</b>	R: 0 E: 0 K: 1 S: 6	H: 1 LOB: 3 BB: 2 P: 14	R: 0 E: 0 K: 0 S: 4	H: 1 LOB: 1 BB: 0 P: 4	R: 2 E: 0 K: 1 S: 8	H: 2 LOB: 0 BB: 0 P: 9	R: 0 E: 0 K: 1 S: 5	H: 0 LOB: 1 BB: 0 P: 6	R: 0 E: 1 K: 2 S: 8	H: 0 LOB: 2 BB: 0 P: 9	R: 0 E: 1 K: 1 S: 6	H: 0 LOB: 1 BB: 0 P: 6	R: 0 E: 0 K: 1 S: 5	H: 0 LOB: 0 BB: 0 P: 5	R: 0 E: 0 K: 2 S: 8	H: 1 LOB: 1 BB: 0 P: 8	1B: 4 2B: 0 3B: 0 HR: 1	SF: 0 SAC: 1 DP: 0 HBP: 2	WP: 0 PA: 38 PB: 0 SB: 0 CS: 0		
<b>PITCHER</b>	IP WLS BF H R ER SO BB IBB HBP BLK WP HR S P ERA WHIP	IP WLS BF H R ER SO BB IBB HBP BLK WP HR S P ERA WHIP	IP WLS BF H R ER SO BB IBB HBP BLK WP HR S P ERA WHIP	IP WLS BF H R ER SO BB IBB HBP BLK WP HR S P ERA WHIP	IP WLS BF H R ER SO BB IBB HBP BLK WP HR S P ERA WHIP	IP WLS BF H R ER SO BB IBB HBP BLK WP HR S P ERA WHIP	IP WLS BF H R ER SO BB IBB HBP BLK WP HR S P ERA WHIP	IP WLS BF H R ER SO BB IBB HBP BLK WP HR S P ERA WHIP	IP WLS BF H R ER SO BB IBB HBP BLK WP HR S P ERA WHIP	IP WLS BF H R ER SO BB IBB HBP BLK WP HR S P ERA WHIP	IP WLS BF H R ER SO BB IBB HBP BLK WP HR S P ERA WHIP	IP WLS BF H R ER SO BB IBB HBP BLK WP HR S P ERA WHIP	IP WLS BF H R ER SO BB IBB HBP BLK WP HR S P ERA WHIP	IP WLS BF H R ER SO BB IBB HBP BLK WP HR S P ERA WHIP	IP WLS BF H R ER SO BB IBB HBP BLK WP HR S P ERA WHIP	IP WLS BF H R ER SO BB IBB HBP BLK WP HR S P ERA WHIP	IP WLS BF H R ER SO BB IBB HBP BLK WP HR S P ERA WHIP	IP WLS BF H R ER SO BB IBB HBP BLK WP HR S P ERA WHIP	IP WLS BF H R ER SO BB IBB HBP BLK WP HR S P ERA WHIP	IP WLS BF H R ER SO BB IBB HBP BLK WP HR S P ERA WHIP	IP WLS BF H R ER SO BB IBB HBP BLK WP HR S P ERA WHIP

Tampa Bay Rays @ Cincinnati Reds  
Ed Smith Stadium, Sarasota, FL  
Sun Mar 29 2009, 1:05 PM EDT  
Att: 5,339 - Cloudy - 75 F

AB	33
R	2
H	5
RBI	2
BB	2
SO	9
LOB	20





Batter	1	2	3	4	5	6	7	8	9	AB	R	H	RBI	BB	SO	LOB	TOP		
3 Willy Taveras, R OBP: 0.379, SLG: 0.289 80 Darrell McDonald, R OBP: 0.340, SLG: 0.523	F9		F9			F8	L3		1B	2	0	0	0	0	0	0			
21 Chris Dickerson, L OBP: 0.350, SLG: 0.455 50 Laynce Nix, L OBP: 0.314, SLG: 0.457	G4-3			F7		31 G3 60 2B		31 G5-3 60 2B	K	2	0	0	0	0	0	0			
19 Joey Votto, L OBP: 0.333, SLG: 0.590 31 Jonny Gomes, R OBP: 0.283, SLG: 0.571				G4-3		G3		G5-3		1	0	0	0	1	0	0			
4 Brandon Phillips, R OBP: 0.304, SLG: 0.404 60 Adam Rosales, R OBP: 0.314, SLG: 0.422	F9									2	0	1	0	0	0	1			
32 Jay Bruce, L OBP: 0.339, SLG: 0.491 Chris Heisey, R OBP: 0.500, SLG: 1.000		K								2	0	0	0	0	2	1			
Jeff Keppinger, R OBP: 0.185, SLG: 0.140 Neftali Soto, R	G6-3					G3-1		F9		2	0	0	0	0	0	0			
7 Paul Janish, R Zack Cozart, R OBP: 0.400, SLG: 0.400						P2		F8		2	0	1	0	0	0	0			
29 Ryan Hanigan, R OBP: 0.450, SLG: 0.629 26 Wilkin Castillo, S OBP: 0.303, SLG: 0.313		CS		F9						1	0	0	0	1	0	0			
47 Johnny Cueto, R 25 David Weathers, R Danny Dorn, L 57 Mike Lincoln, R 48 Francisco Cordero, R Kevyn Feiner, R 65 Josh Roenicke, R 52 Daniel Herrera, L										2	0	0	0	0	1	1			
<b>Inning Stats</b>	R: 0 E: 0 K: 0 S: 3	H: 0 LOB: 1 BB: 1 P: 7	R: 0 E: 0 K: 1 S: 5	H: 1 LOB: 0 BB: 0 P: 6	R: 0 E: 0 K: 0 S: 3	H: 0 LOB: 0 BB: 0 P: 3	R: 0 E: 0 K: 1 S: 6	H: 1 LOB: 1 BB: 0 P: 6	R: 0 E: 0 K: 1 S: 5	H: 0 LOB: 1 BB: 1 P: 9	R: 1 E: 0 K: 0 S: 5	H: 2 LOB: 2 BB: 0 P: 4	R: 0 E: 0 K: 0 S: 4	H: 2 LOB: 1 BB: 0 P: 5	R: 1 E: 0 K: 1 S: 7	H: 2 LOB: 2 BB: 0 P: 7	1B: 7 2B: 4 3B: 0 HR: 0	SF: 0 SAC: 0 DP: 1 HBP: 0	WP: 0 PA: 39 PB: 0 SB: 0 CS: 1
<b>PITCHER</b>	IP WLS BF H R ER SO BB IBB HBP BLK WP HR S P ERA WHIP																		
49 Ross Ohlendorf, R ERA: 0.87	5.1		20	3	1	0	3	2	0	0	0	0	0	0	24	33	1.69	0.938	
54 Denny Bautista, R ERA: 5.57	1.2	B	8	3	0	0	0	1	0	0	0	0	0	7	11	0.00	2.400		
43 Jesse Chavez, R ERA: 10.24	1.0		5	2	1	1	0	0	0	0	0	0	0	5	5	9.00	2.000		
Chris Bootcheck, R ERA: 4.26	1.0	W	5	2	0	0	1	0	0	0	0	0	0	7	7	0.00	2.000		

Cincinnati Reds @ Pittsburgh Pirates  
 McKechnie Field, Bradenton, FL  
 Mon Mar 30 2009, 1:05 PM EDT  
 Att: 2,968 - Sunny - 74 F

AB 35  
 R 2  
 H 10  
 RBI 2  
 BB 3  
 SO 4  
 LOB 14



Batter	1	2	3	4	5	6	7	8	9	AB	R	H	RBI	BB	SO	LOB	BOTTOM		
13 Nate McLouth, L OBP: 0.411, SLG: 0.542 68 Jeff Salazar, L OBP: 0.375, SLG: 0.542	G4-3			L4						2	0	0	0	0	3				
12 Freddy Sanchez, R OBP: 0.340, SLG: 0.400 37 Andy Phillips, R OBP: 0.474, SLG: 0.529			12 FC5 HBP							2	1	1	1	0	0				
41 Ryan Doumit, S OBP: 0.345, SLG: 0.547 35 Jason Jaramillo, S OBP: 0.256, SLG: 0.194			FC5							2	0	0	0	1	0	2			
16 Eric Hinske, L OBP: 0.400, SLG: 0.600 James Boone, S	F9									1	0	0	0	1	0	0			
25 Adam LaRoche, L OBP: 0.266, SLG: 0.377 69 Garrett Jones, L OBP: 0.379, SLG: 0.588										3	1	1	0	0	0	2			
18 Craig Monroe, R OBP: 0.294, SLG: 0.635										3	0	0	1	0	0	1			
5 Ramón Vázquez, L OBP: 0.296, SLG: 0.353 36 Luis Alfonso Cruz, R OBP: 0.233, SLG: 0.195										2	0	0	0	1	0	0			
2 Jack Wilson, R OBP: 0.250, SLG: 0.211 Jose De Los Santos, R										2	0	0	0	1	1	0			
49 Ross Ohlendorf, R ERA: 1.57 54 Denny Bautista, R ERA: 4.09 75 Erik Kratz, R OBP: 0.333, SLG: 0.490 43 Jesse Chavez, R Chris Bootcheck, R 44 Brandon Phillips, L OBP: 0.333, SLG: 0.375										1	0	1	0	1	0	0			
<b>Inning Stats</b>	R: 0 E: 0 K: 0 S: 3	H: 0 LOB: 1 BB: 1 P: 7	R: 0 E: 0 K: 0 S: 3	H: 0 LOB: 0 BB: 0 P: 3	R: 0 E: 0 K: 2 S: 8	H: 1 LOB: 2 BB: 0 P: 9	R: 1 E: 0 K: 0 S: 4	H: 1 LOB: 3 BB: 3 P: 16	R: 0 E: 0 K: 0 S: 4	H: 0 LOB: 0 BB: 0 P: 4	R: 0 E: 0 K: 0 S: 3	H: 0 LOB: 0 BB: 0 P: 3	R: 0 E: 0 K: 0 S: 3	H: 0 LOB: 1 BB: 1 P: 7	R: 2 E: 0 K: 2 S: 8	H: 2 LOB: 1 BB: 2 P: 16	1B: 3 2B: 2 3B: 0 HR: 0	SF: 1 SAC: 0 DP: 0 HBP: 1	WP: 0 PA: 39 PB: 0 SB: 2 CS: 0
<b>PITCHER</b>	IP WLS BF H R ER SO BB IBB HBP BLK WP HR S P ERA WHIP																		
47 Johnny Cueto, R ERA: 1.57	5.0		23	3	1	1	2	4	0	1	0	0	0	0	3	3	0.00	0.000	
25 David Weathers, R ERA: 4.09	1.0		3	0	0	0	0	0	0	0	0	0	0	0	3	3	0.00	0.000	
57 Mike Lincoln, R ERA: 1.54	1.0		3	0	0	0	0	0	0	0	0	0	0	3	3	0.00	0.000		
48 Francisco Cordero, R ERA: 13.5	1.0	H	4	0	0	0	0	1	0	0	0	0	0	3	7	0.00	1.000		
65 Josh Roenicke, R ERA: 4.0	0.2	L	5	1	2	2	2	2	0	0	0	0	0	7	15	27.00	4.500		

Cincinnati Reds @ Pittsburgh Pirates  
 McKechnie Field, Bradenton, FL  
 Mon Mar 30 2009, 1:05 PM EDT  
 Att: 2,968 - Sunny - 74 F

AB 30  
 R 3  
 H 5  
 RBI 3  
 BB 7  
 SO 4  
 LOB 15









Batter	1	2	3	4	5	6	7	8	9	AB	R	H	RBI	BB	SO	LOB	TOP										
80 Darnell McDonald, R OBP: 0.333, SLG: 0.500 Adam Greenberg, L	G5-3		G5-3					K		3	0	1	0	0	0	1											
60 Adam Rosales, R OBP: 0.339, SLG: 0.490	G5-3			HR				HBP		3	1	2	2	0	0	0											
50 Laynce Nix, L OBP: 0.291, SLG: 0.420	K			G4-3	F8			L7		4	0	0	0	0	1	3											
31 Jonny Gomes, R OBP: 0.289, SLG: 0.545 Shaun Cumberland, L								L6		2	0	0	0	0	0	0											
28 Edwin Encarnación, R OBP: 0.200, SLG: 0.388	K									4	0	1	0	0	2	0											
64 Chris Valaika, R OBP: 0.348, SLG: 0.591 69 Luis Bolivar, R OBP: 0.316, SLG: 0.333	G4-3			G6-3				G6-3		3	0	0	0	0	0	1											
7 Paul Janish, R OBP: 0.289, SLG: 0.388 Eric Eymann, R			K					F8		2	0	0	0	0	2	0											
29 Ryan Hanigan, R OBP: 0.429, SLG: 0.595 26 Wilkin Castillo, S OBP: 0.294, SLG: 0.393			G5-3							2	0	0	0	0	0	0											
34 Homer Bailey, R OBP: 0.667, SLG: 1.000 81 Chris Kroski, L OBP: 0.300, SLG: 0.333 57 Mike Lincoln, R 45 Bill Bray, L 51 Jared Burton, R								K		2	1	2	0	0	0	0											
<b>Inning Stats</b>	R: 0 E: 0 K: 1 S: 5	H: 0 LOB: 0 BB: 0 P: 5	R: 0 E: 0 K: 1 S: 5	H: 0 LOB: 0 BB: 0 P: 5	R: 0 E: 0 K: 1 S: 6	H: 1 LOB: 1 BB: 0 P: 6	R: 1 E: 0 K: 0 S: 5	H: 2 LOB: 1 BB: 0 P: 8	R: 1 E: 0 K: 1 S: 8	H: 3 LOB: 2 BB: 0 P: 8	R: 0 E: 0 K: 0 S: 3	H: 0 LOB: 0 BB: 0 P: 3	R: 0 E: 0 K: 1 S: 5	H: 0 LOB: 0 BB: 0 P: 5	R: 0 E: 0 K: 1 S: 5	H: 0 LOB: 0 BB: 0 P: 7	R: 0 E: 0 K: 1 S: 5	H: 0 LOB: 0 BB: 0 P: 5	1B: 3 2B: 2 3B: 0 HR: 1	SF: 0 SAC: 0 DP: 0 HBP: 2	WP: 0 PA: 34 PB: 0 SB: 1 CS: 0						
<b>PITCHER</b>	IP	WLS	BF	H	R	ER	SO	BB	IBB	HBP	BLK	WP	HR	S	P	ERA	WHIP										
44 Roy Oswalt, R ERA: 4.15	4.0		15	3	1	1	3	0	0	1	0	0	1	21	24	2.25	0.750										
48 Tim Lincecum, L ERA: 5.02	2.0	9	3	1	1	1	0	0	0	0	0	0	0	11	11	4.50	1.500										
47 Jose Valverde, R ERA: 3.0	1.0	W	3	0	0	0	1	0	0	0	0	0	0	5	5	0.00	0.000										
26 Doug Brocail, R ERA: 3.0	1.0	H	4	0	0	0	1	0	0	1	0	0	0	5	7	0.00	0.000										
29 Geoff Geary, R ERA: 4.5	1.0		3	0	0	0	1	0	0	0	0	0	0	5	5	0.00	0.000										

Cincinnati Reds @ Houston Astros  
Osceola County Stadium, Kissimmee, FL  
Wed Apr 01 2009, 1:05 PM EDT  
Attn: 2,390 - Partly Cloudy - 81 F

AB 32  
R 2  
H 6  
RBI 2  
BB 0  
SO 7  
LOB 6



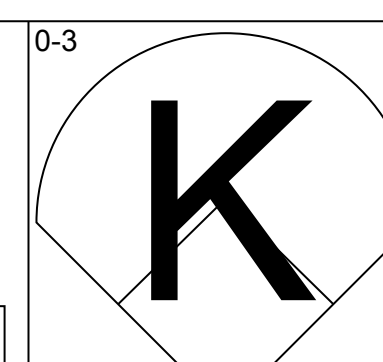
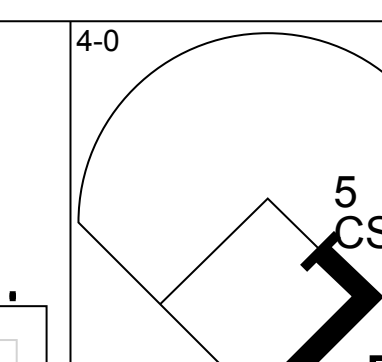
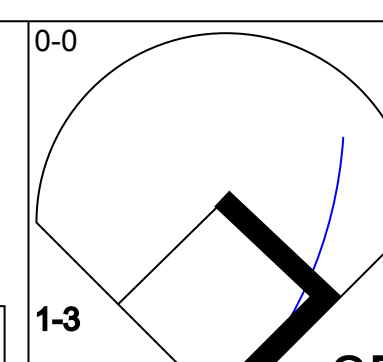

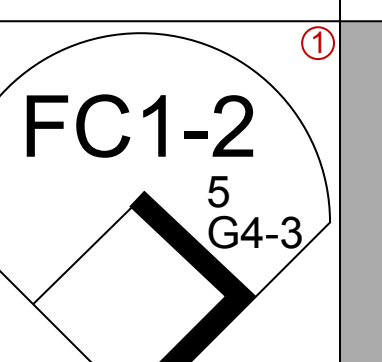
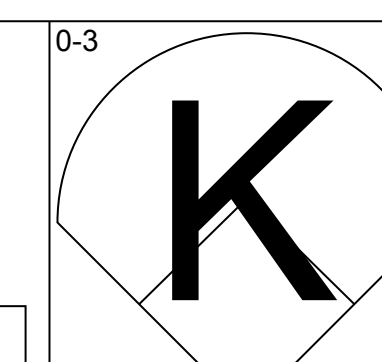
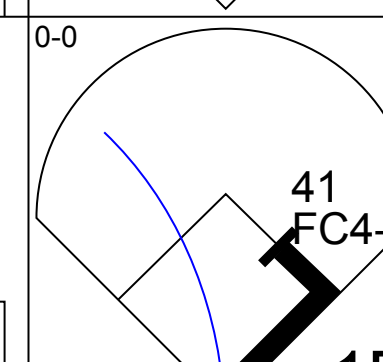
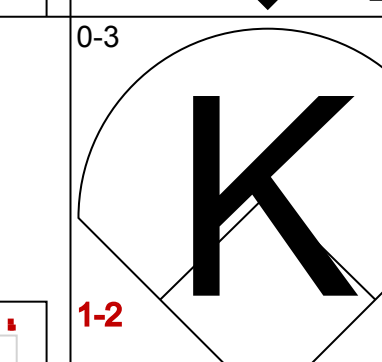
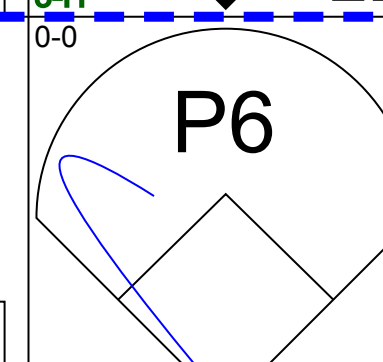
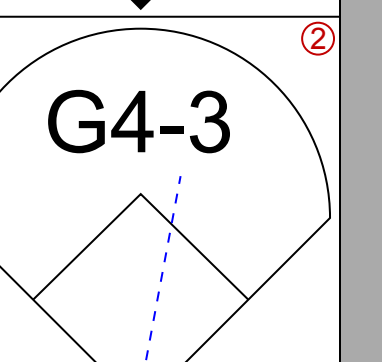
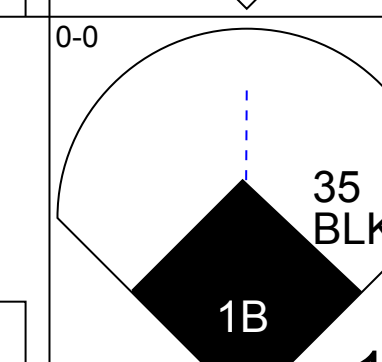
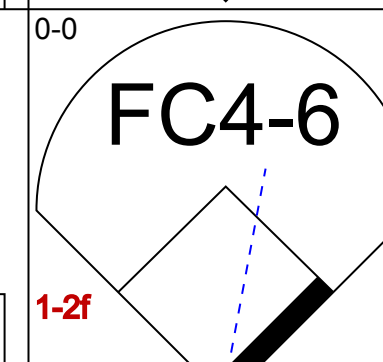
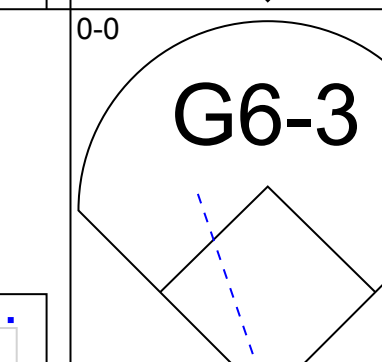
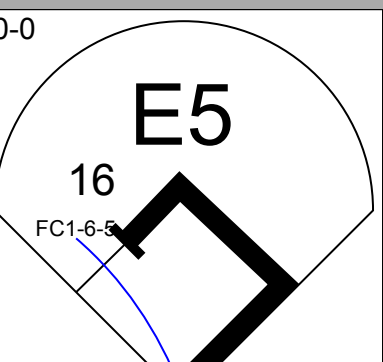
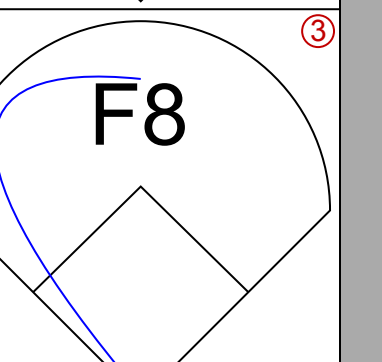
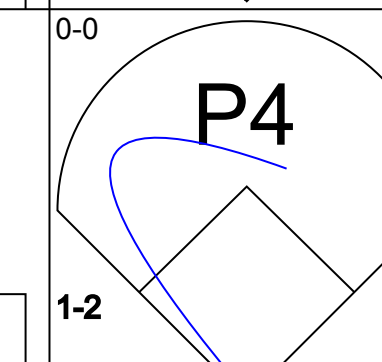
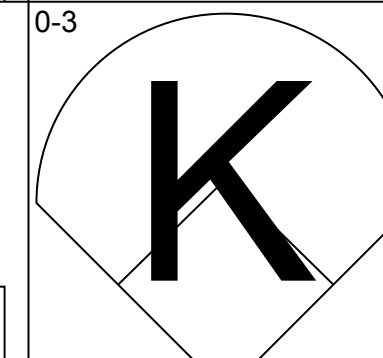
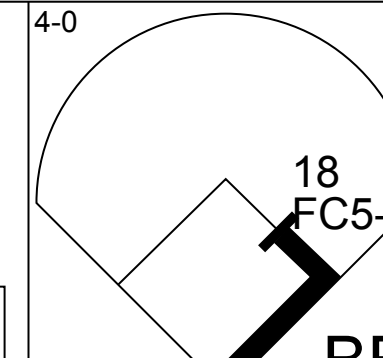
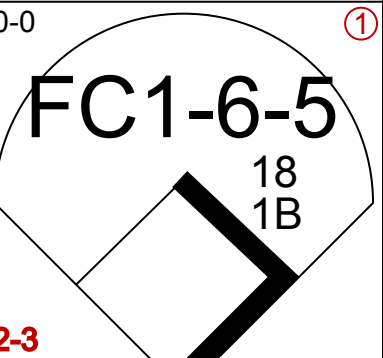
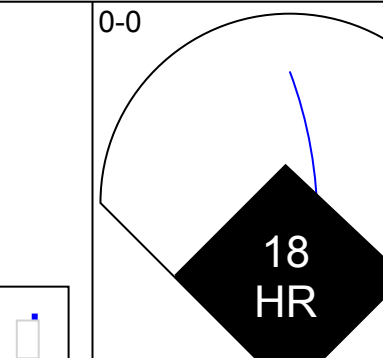
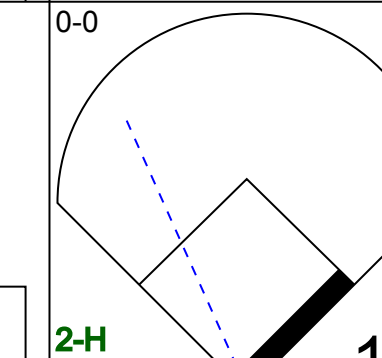
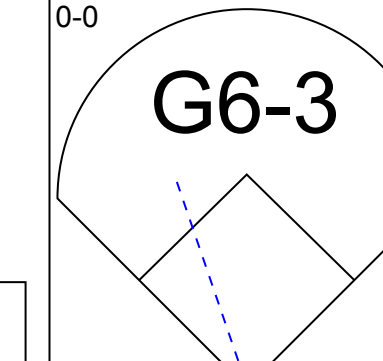
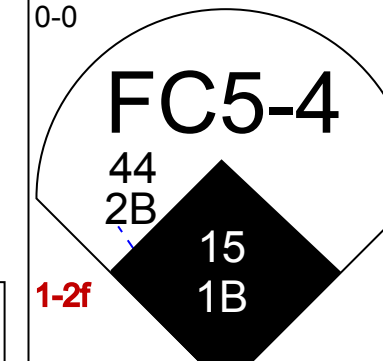
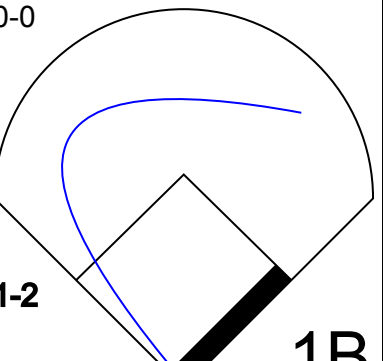
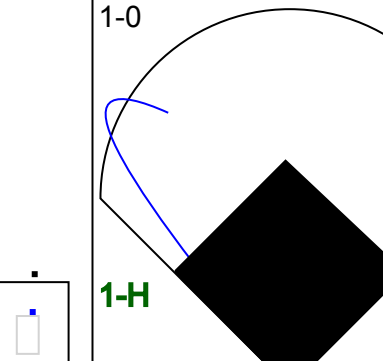
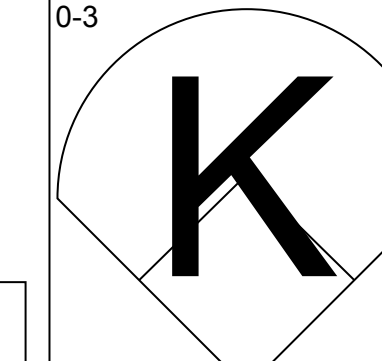


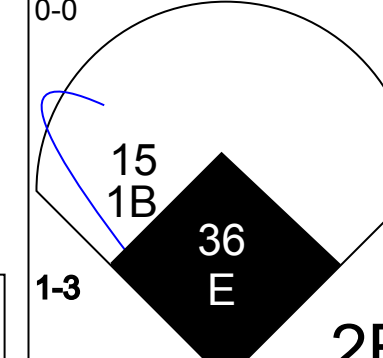
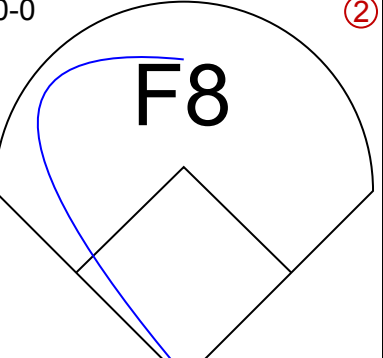
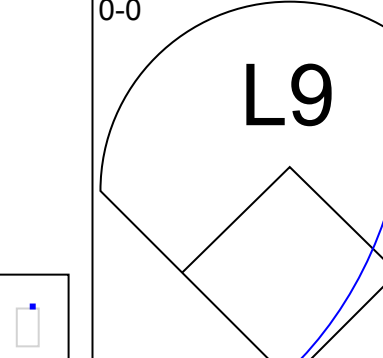
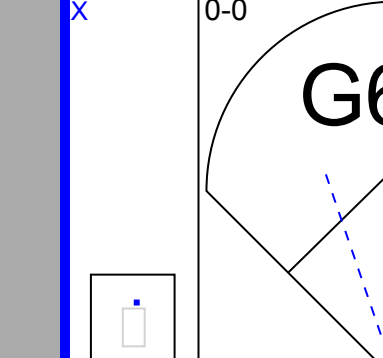


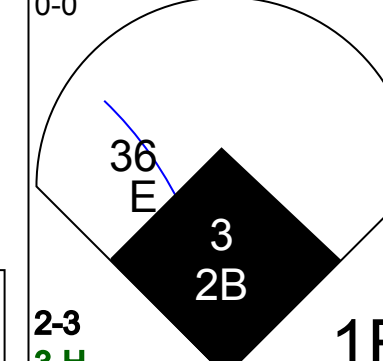
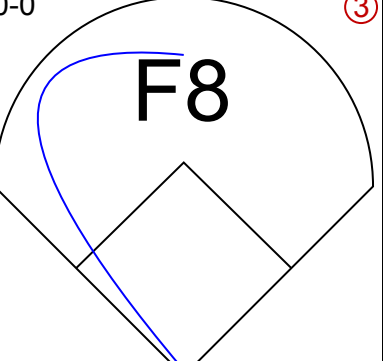
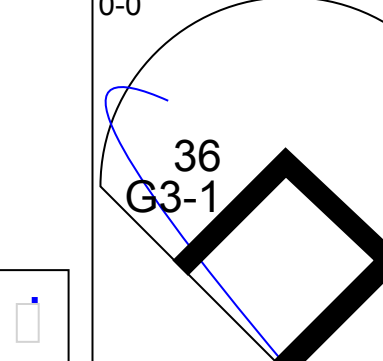
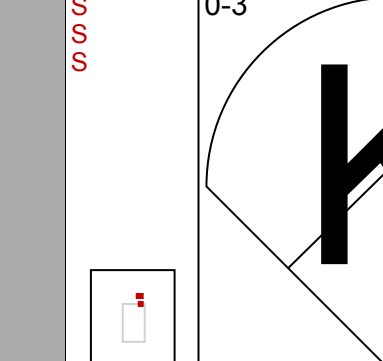


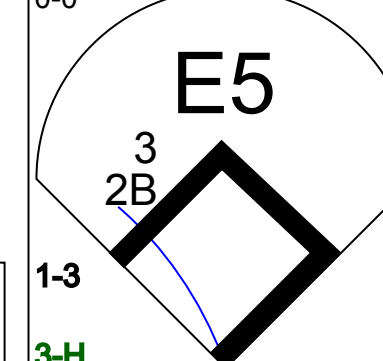
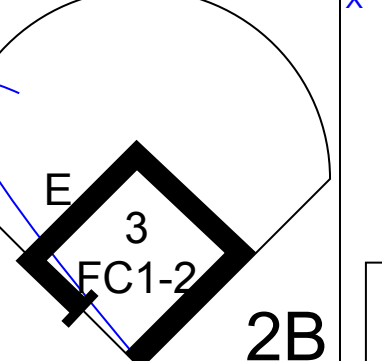



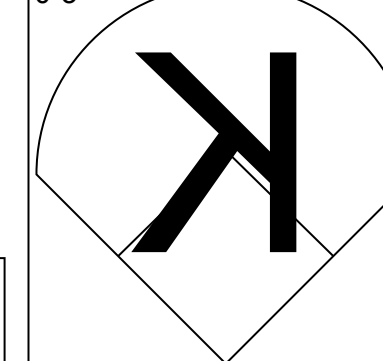
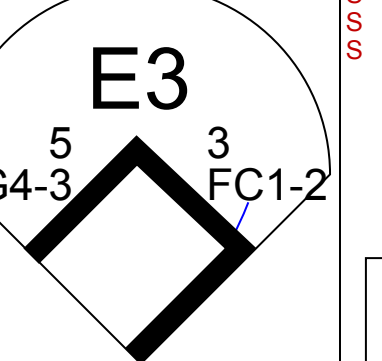

Batter	1	2	3	4	5	6	7	8	9	AB	R	H	RBI	BB	SO	LOB	BOTTOM										
3 Kazuo Matsui, S OBP: 0.224, SLG: 0.270 55 Humberto Quintero, R OBP: 0.155, SLG: 0.225	F9							G6-3		3	0	1	1	0	1	2											
77 Ivan Rodriguez, R OBP: 0.292, SLG: 0.522 8 Jeff Keppinger, R OBP: 0.150, SLG: 0.136	G4-3									2	0	0	0	0	0	1											
10 Miguel Tejada, R OBP: 0.308, SLG: 0.479 89 Jason Smith, L OBP: 0.403, SLG: 0.525	K									3	0	0	0	0	1	0											
45 Carlos Lee, R OBP: 0.295, SLG: 0.300 48 Tim Lincecum, L 2 Darin Erstad, L OBP: 0.355, SLG: 0.421										2	0	0	0	0	0	0											
27 Geoff Blum, S OBP: 0.221, SLG: 0.258 47 Jose Valverde, R 26 Doug Brocail, L John Gall, R OBP: 0.414, SLG: 0.423 29 Geoff Geary, R										3	0	0	0	0	1	0											
4 Jason Michaels, R OBP: 0.277, SLG: 0.400 9 Hunter Pence, R OBP: 0.372, SLG: 0.472	K									2	0	1	0	0	1	0											
21 Michael Bourn, L OBP: 0.330, SLG: 0.341										3	2	3	1	1	0	0											
65 Chris Johnson, R OBP: 0.323, SLG: 0.415										4	1	2	1	0	2	3											
44 Roy Oswalt, R Reggie Abercrombie, R OBP: 0.354, SLG: 0.432										1	0	0	0	0	1	1											
<b>Inning Stats</b>	R: 0 E: 0 K: 1 S: 5	H: 0 LOB: 0 BB: 0 P: 5	R: 0 E: 0 K: 1 S: 5	H: 0 LOB: 0 BB: 0 P: 5	R: 1 E: 0 K: 2 S: 9	H: 2 LOB: 1 BB: 0 P: 10	R: 0 E: 0 K: 1 S: 5	H: 0 LOB: 0 BB: 0 P: 5	R: 0 E: 0 K: 3 S: 10	H: 1 LOB: 2 BB: 1 P: 14	R: 1 E: 0 K: 0 S: 6	H: 1 LOB: 0 BB: 0 P: 8	R: 2 E: 0 K: 1 S: 7	H: 2 LOB: 0 BB: 0 P: 7	R: 3 E: 2 K: 0 S: 8	H: 5 LOB: 2 BB: 0 P: 8	1B: 7 2B: 2 3B: 1 HR: 1	SF: 1 SAC: 0 DP: 0 HBP: 0	WP: 0 PA: 36 PB: 0 SB: 4 CS: 0								
<b>PITCHER</b>	IP	WLS	BF	H	R	ER	SO	BB	IBB	HBP	BLK	WP	HR	S	P	ERA	WHIP										
34 Homer Bailey, R ERA: 2.61	6.0		23	4	2	2	8	1	0	0	0	0	0	7	7	18.00	2.000										
57 Mike Lincoln, R ERA: 2.94	1.0	L	5	2	2	2	1	0	0	0	0	0	0	3	3	54.00	6.000										
45 Bill Bray, L ERA: 6.43	0.1		3	2	2	2	0	0	0	0	0	0	0	3	3	54.00	6.000										
51 Jared Burton, R ERA: 4.5	0.2		5	3	1	1	0	0	0	0	0	0	0	5	5	13.50	4.500										

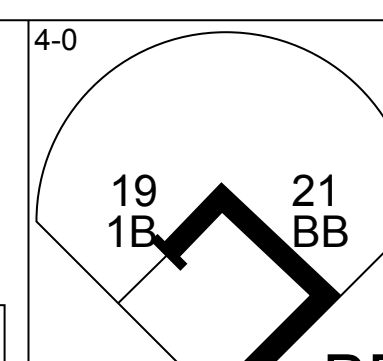
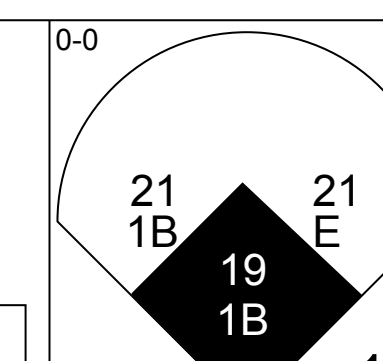
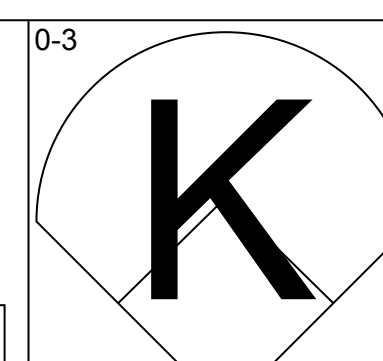
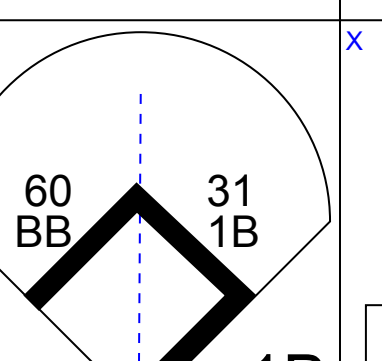
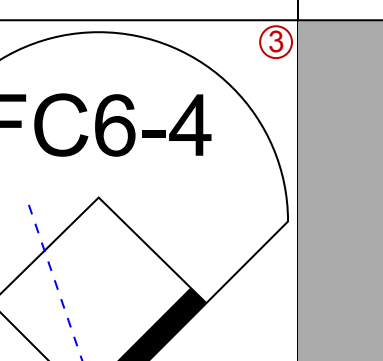
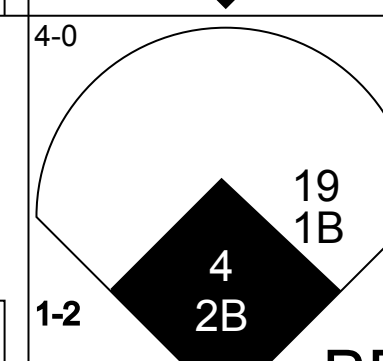
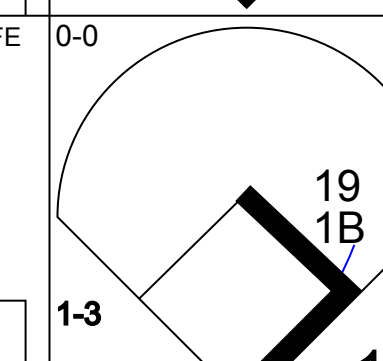
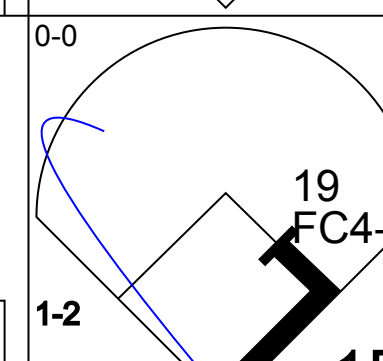
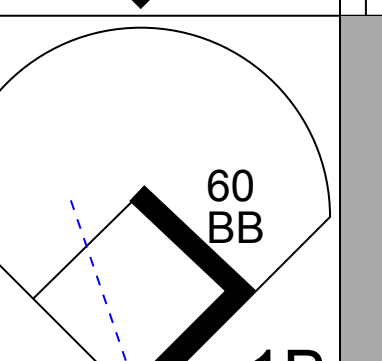
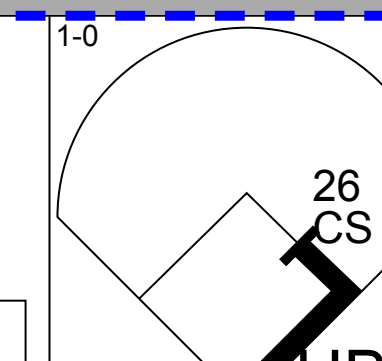
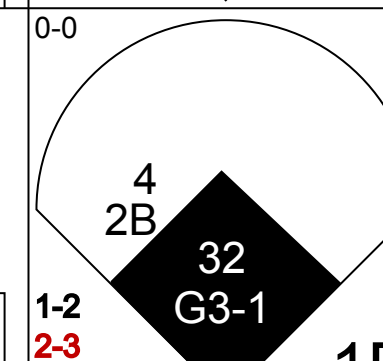
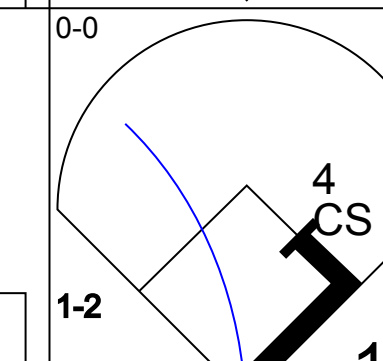
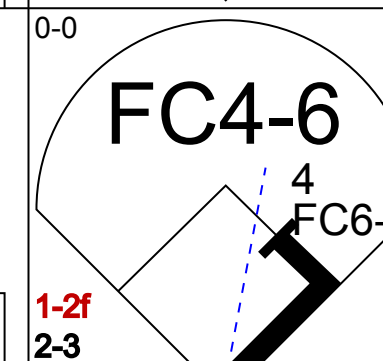
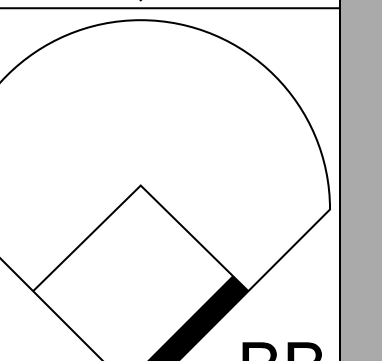
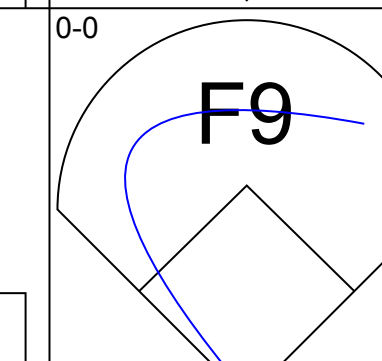
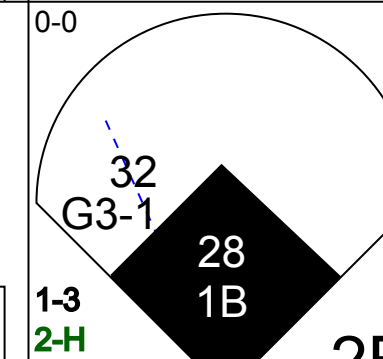
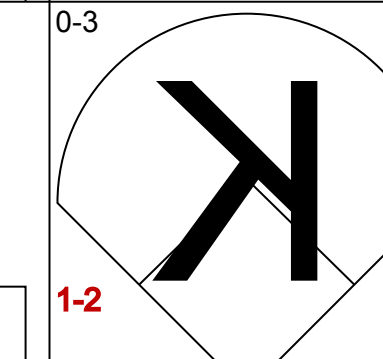
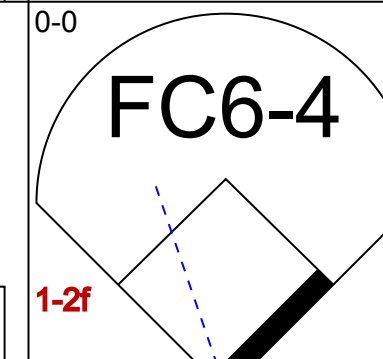
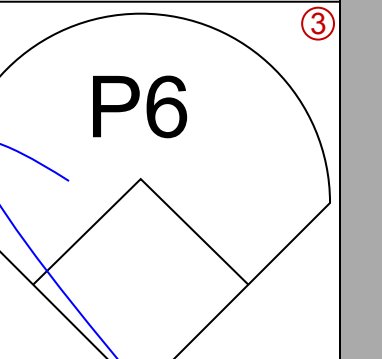
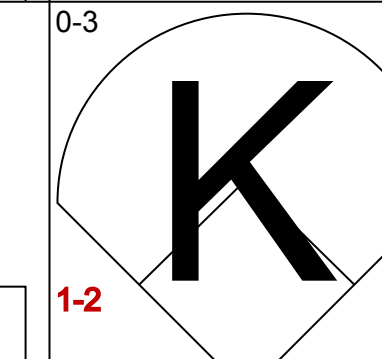
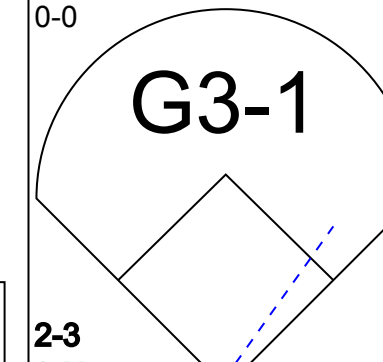
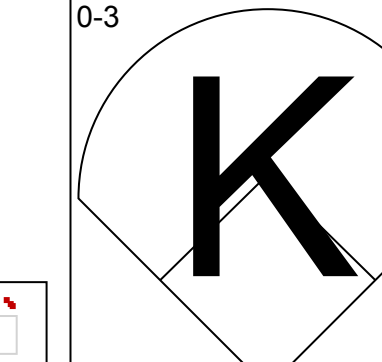
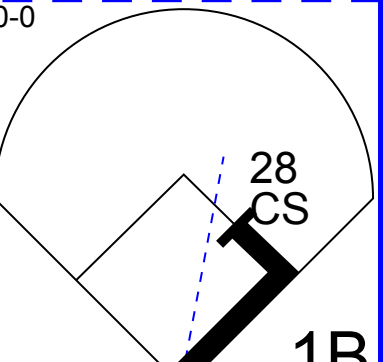
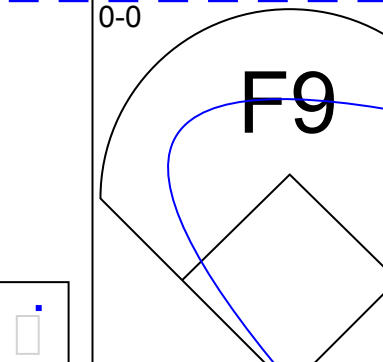
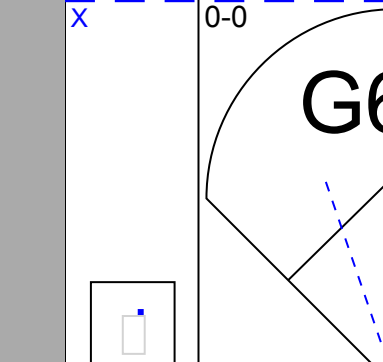
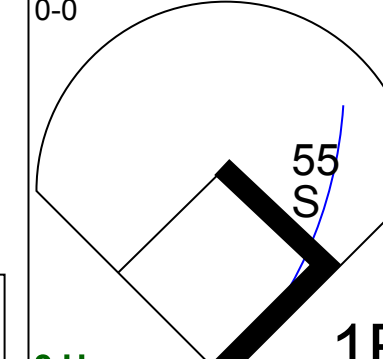
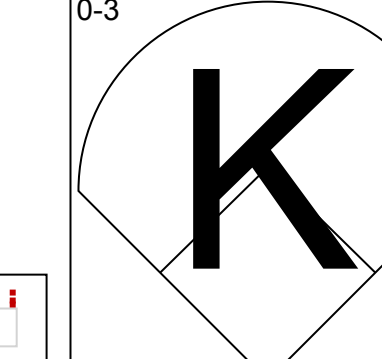
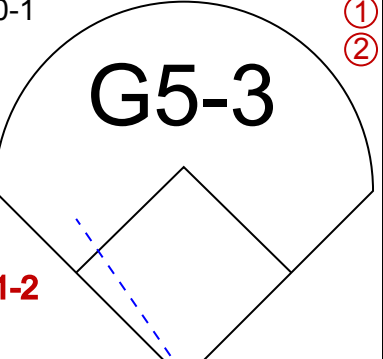
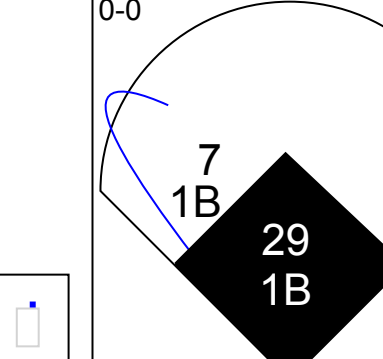
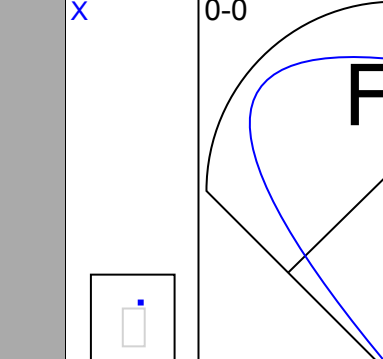
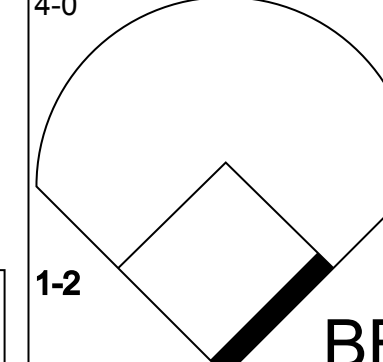
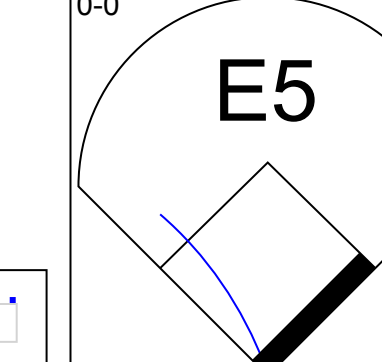
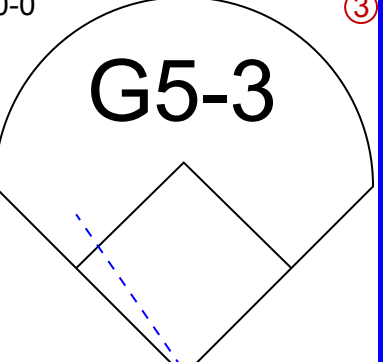
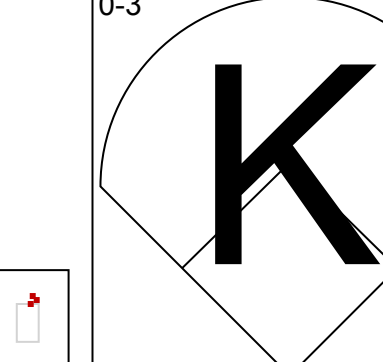
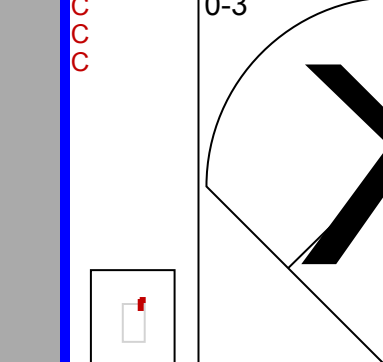
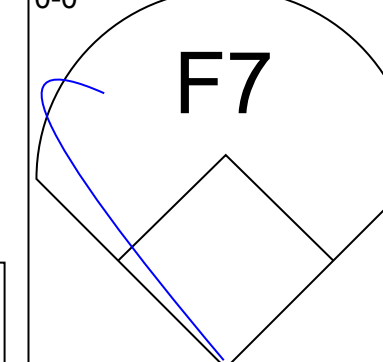
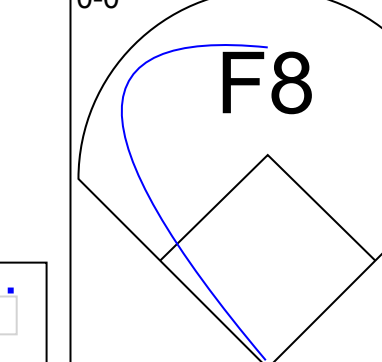
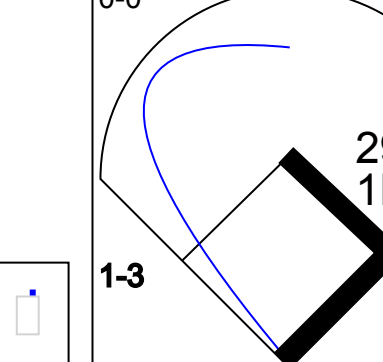



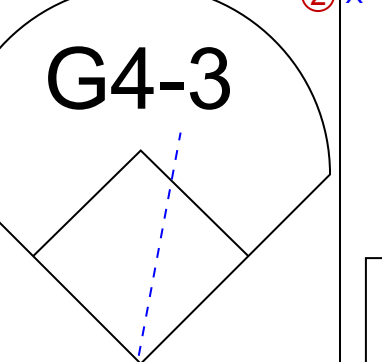
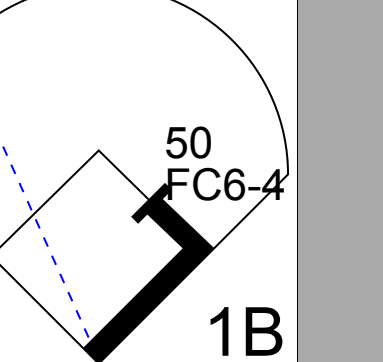
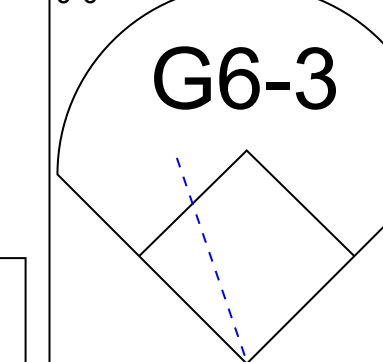
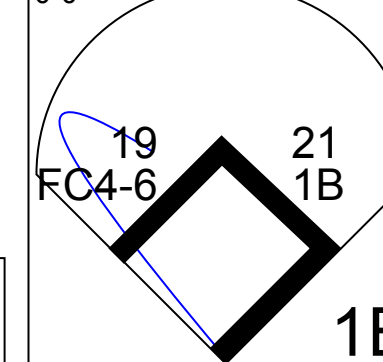
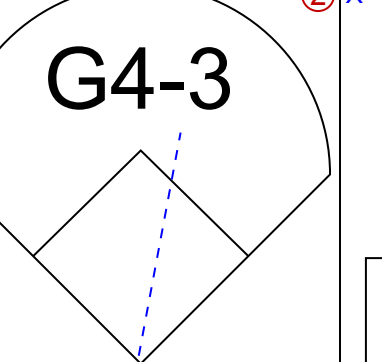
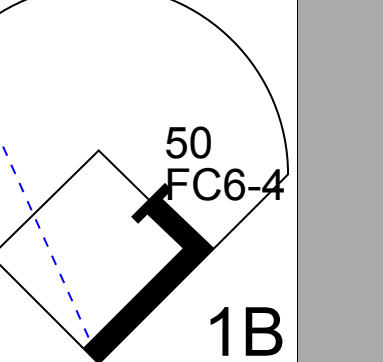
Cincinnati Reds @ Houston Astros  
Osceola County Stadium, Kissimmee, FL  
Wed Apr 01 2009, 1:05 PM EDT  
Attn: 2,390 - Partly Cloudy - 81 F

AB 34  
R 7  
H 11  
RBI 5  
BB 1  
SO 9  
LOB 12





Batter	1	2	3	4	5	6	7	8	9	AB	R	H	RBI	BB	SO	LOB	TOP			
3 Nyer Morgan, L OBP: 0.287, SLG: 0.342 Alex Presley, L										3	0	1	1	1	1	2	<b>Pittsburgh Pirates @ Cincinnati Reds</b> Ed Smith Stadium, Sarasota, FL Thu Apr 02 2009, 1:05 PM EDT Att: 2,935 - Sunny - 81 F			
5 Ramón Vázquez, L OBP: 0.306, SLG: 0.333 70 Pedro Lopez, R OBP: 0.167, SLG: 0.167										4	0	1	0	0	1	5				
41 Ryan Doumit, S OBP: 0.323, SLG: 0.492 35 Jason Jaramillo, S OBP: 0.289, SLG: 0.179										4	0	0	0	0	0	3				
16 Eric Hinske, L OBP: 0.368, SLG: 0.500 Kent Sakamoto, R OBP: 1.000, SLG: 1.000										3	1	1	0	1	1	2				
18 Craig Monroe, R OBP: 0.315, SLG: 0.676 Jonel Pacheco, R										4	2	2	2	0	0	1				
44 Brandon Moss, L OBP: 0.309, SLG: 0.360 Elevys Gonzalez, S										4	1	2	0	0	0	2				
15 Andy LaRoche, R OBP: 0.480, SLG: 0.480 71 Anderson Machado, S OBP: 0.286, SLG: 0.300										1	1	1	1	1	0	0				
36 Luis Alfonso Cruz, R OBP: 0.220, SLG: 0.208 Brian Friday, R										4	0	1	1	0	0	4				
Larry Broadway, L										4	0	0	0	0	2	6				
<b>Inning Stats</b>	R: 0 E: 0 K: 2 S: 8	H: 1 LOB: 1 BB: 0 P: 8	R: 0 E: 0 K: 0 S: 4	H: 1 LOB: 2 BB: 1 P: 8	R: 0 E: 0 K: 1 S: 4	H: 0 LOB: 0 BB: 1 P: 8	R: 3 E: 1 K: 1 S: 9	H: 3 LOB: 2 BB: 1 P: 13	R: 0 E: 1 K: 0 S: 5	H: 1 LOB: 2 BB: 0 P: 5	R: 2 E: 0 K: 1 S: 8	H: 3 LOB: 1 BB: 0 P: 9	R: 1 E: 0 K: 2 S: 9	H: 2 LOB: 1 BB: 0 P: 9	R: 0 E: 0 K: 2 S: 7	H: 0 LOB: 0 BB: 0 P: 7		1B: 7 2B: 5 3B: 0 HR: 1	SF: 0 SAC: 0 DP: 1 HBP: 0	WP: 1 PB: 0 SB: 0 CS: 1
<b>PITCHER</b>	IP WLS BF H R ER SO BB IBB HBP BLK WP HR S P ERA WHIP																			
36 Edinson Volquez, R ERA: 1.19	3.2	19	5	3	2	4	3	0	0	0	0	1	0	24	36	4.91	2.182			
52 Daniel Herrera, L ERA:	4.1	1.1	H	6	1	0	0	0	0	0	0	0	0	6	6	0.00	0.750			
Derrick Lutz, R ERA: 13.5	6.1	1.1	B	9	4	2	2	0	0	0	0	0	1	9	10	13.50	3.000			
40 Nick Masset, R ERA: 5.06	7.1	1.2	L	7	2	1	1	3	0	0	0	1	0	13	13	5.40	1.200			
86 James Avery, R ERA: 2.25	9.1	1.0		3	0	0	0	2	0	0	0	0	0	7	7	0.00	0.000			

Batter	1	2	3	4	5	6	7	8	9	AB	R	H	RBI	BB	SO	LOB	BOTTOM					
3 Willy Taveras, R OBP: 0.365, SLG: 0.273 50 Laynce Nix, L OBP: 0.293, SLG: 0.415										1	1	1	0	1	0	0	<b>Pittsburgh Pirates @ Cincinnati Reds</b> Ed Smith Stadium, Sarasota, FL Thu Apr 02 2009, 1:05 PM EDT Att: 2,935 - Sunny - 81 F					
21 Chris Dickerson, L OBP: 0.368, SLG: 0.468 31 Jonny Gomes, R OBP: 0.314, SLG: 0.556 Michael Griffin, R										2	1	2	0	1	0	0						
19 Joey Votto, L OBP: 0.393, SLG: 0.549 60 Adam Rosales, R OBP: 0.345, SLG: 0.480										3	1	2	1	0	0	2						
4 Brandon Phillips, R OBP: 1.000, SLG: 1.000 26 Wilkin Castillo, S OBP: 0.278, SLG: 0.286										3	1	1	1	0	1	4						
32 Jay Bruce, L OBP: 0.348, SLG: 0.483 80 Darnell McDonald, R OBP: 0.321, SLG: 0.460										3	0	1	1	0	1	1						
28 Edwin Encarnación, R OBP: 0.222, SLG: 0.372										5	1	2	1	0	1	1						
55 Ramón Hernández, R OBP: 0.280, SLG: 0.348 Derrick Lutz, R										2	0	0	0	1	0	0						
40 Nick Masset, R ERA: 5.06 86 James Avery, R ERA: 2.25 Drew Anderson, L										0	0	0	0	0	0	0						
15 Jerry Hairston, R OBP: 0.227, SLG: 0.278 7 Paul Janish, R OBP: 0.276, SLG: 0.392										2	0	0	0	0	3							
36 Edinson Volquez, R ERA: 1.19 52 Daniel Herrera, L ERA: 29 Ryan Hanigan, R OBP: 0.432, SLG: 0.590										1	0	0	0	0	0	0						
<b>Inning Stats</b>	R: 3 E: 0 K: 0 S: 5	H: 3 LOB: 3 BB: 3 P: 17	R: 1 E: 1 K: 1 S: 7	H: 3 LOB: 1 BB: 0 P: 7	R: 0 E: 1 K: 2 S: 8	H: 0 LOB: 1 BB: 0 P: 8	R: 0 E: 0 K: 1 S: 7	H: 2 LOB: 2 BB: 0 P: 7	R: 0 E: 0 K: 0 S: 4	H: 1 LOB: 0 BB: 0 P: 4	R: 0 E: 0 K: 0 S: 5	H: 2 LOB: 3 BB: 1 P: 9	R: 1 E: 0 K: 1 S: 8	H: 3 LOB: 2 BB: 0 P: 8	R: 0 E: 0 K: 1 S: 4	H: 0 LOB: 1 BB: 0 P: 5	R: 0 E: 0 K: 1 S: 5	H: 0 LOB: 0 BB: 0 P: 5	1B: 13 2B: 1 3B: 0 HR: 0	SF: 0 SAC: 0 DP: 0 HBP: 1	WP: 0 PB: 0 SB: 1 CS: 3	PA: 43
<b>PITCHER</b>	IP WLS BF H R ER SO BB IBB HBP BLK WP HR S P ERA WHIP																					
43 Jesse Chavez, R ERA: 11.45	1.0	W	6	3	1	1	3	0	0	0	0	0	0	15	15	4.50	1.500					
36 Craig Hansen, R ERA: 6.35	2.0	H	3	0	0	1	0	0	0	0	0	0	0	4	5	0.00	0.000					
55 Matt Capps, R ERA: 3.0	1.0	S	3	0	0	1	0	0	0	0	0	0	0	5	5	0.00	0.000					
34 John Grabow, L ERA: 3.0	1.0		3	1	0	0	0	0	0	0	0	0	0	4	4	0.00	1.000					
30 Tyler Yates, R ERA: 2.08	1.0		6	2	0	0	0	1	0	0	0	0	0	5	9	0.00	3.000					

AB 41  
R 6  
H 12  
RBI 6  
BB 3  
SO 9  
LOB 29



AB 38  
R 5  
H 14  
RBI 5  
BB 4  
SO 7  
LOB 20





Batter	1	2	3	4	5	6	7	8	9	AB	R	H	RBI	BB	SO	LOB	TOP						
7 José Reyes, S (1,6) OBP: 0.400, SLG: 0.250	0-1 28 G6-3 28 S 1B		3-1 F7		0-0 L9	4-1 28 G3-1 BB		1-2 G1-3		4	0	1	0	1	0	0							
28 Daniel Murphy, L (1,7) OBP: 0.200, SLG: 0.800 75 Francisco Rodríguez, R (9,1)	2-0 G6-3		1-1 L7		3-2 HR	1-2 G3-1		3-3 K		5	1	1	2	0	1	3							
5 David Wright, R (1,5) OBP: 0.600, SLG: 0.333	1-3 K		3-1 F9		3-1 15 1B 21 1B			4-2 21 CS BB		3	0	1	0	2	1	1							
21 Carlos Delgado, L (1,3) OBP: 0.600, SLG: 0.500	4-2 BB			1-1 G3-1	2-0 15 1B	0-0 F8		1-2 BB		4	0	2	0	1	0	3							
15 Carlos Beltrán, S (1,8) OBP: 0.400, SLG: 0.250	1-1 F8			4-2 23 F8 19 1B BB	2-1 1-2 2H 1B			0-1 F8		4	0	1	0	1	0	3							
19 Ryan Church, L (1,9) OBP: 0.500, SLG: 0.500		1-2 23 S 1B		2-2 23 E 1B	3-2 L4			0-2 G4-3		4	0	2	0	0	0	2							
23 Brian Schneider, L (1,2)		3-2 SAFE F7		2-1 F8				1-2 G2-3		4	0	0	0	0	0	3							
1 Luis Castillo, S (1,4) OBP: 0.500, SLG: 0.667		2-3 K		4-0 IBB				3-2 7 BB 28 G3-1 2B		3	1	1	0	1	1								
57 Johan Santana, L (1,1)		3-2 G6-3		2-2 F8				0-1 G3-1		2	0	0	0	1	0	4							
50 Sean Green, R (6,1)										0	0	0	0	0	0	0							
9 Marlon Anderson, L (8,PH)										1	0	0	0	0	0	0							
22 J.J. Putz, R (8,1)										0	0	0	0	0	0	0							
18 Jeremy Reed, L (9,7)										0	0	0	0	0	0	0							
<b>Inning Stats</b>	R: 0 E: 0 K: 1 S: 10	H: 1 LOB: 2 BB: 1 P: 18	R: 0 E: 0 K: 1 S: 13	H: 1 LOB: 1 BB: 0 P: 22	R: 0 E: 0 K: 0 S: 6	H: 0 LOB: 0 BB: 0 P: 13	R: 0 E: 1 K: 0 S: 17	H: 1 LOB: 3 BB: 2 P: 32	R: 1 E: 0 K: 0 S: 16	H: 4 LOB: 2 BB: 0 P: 29	R: 1 E: 0 K: 0 S: 14	H: 1 LOB: 3 BB: 3 P: 31	R: 0 E: 0 K: 0 S: 8	H: 0 LOB: 0 BB: 0 P: 8	R: 0 E: 0 K: 0 S: 6	H: 0 LOB: 1 BB: 1 P: 20	1B: 7 2B: 1 3B: 0 HR: 1	SF: 0 SAC: 0 DP: 0 HBP: 0	WP: 0 PB: 0 SB: 2 CS: 1	PA: 41			
<b>PITCHER</b>	IP WLS BF H R ER SO BB IBB HBP BLK WP HR S P ERA WHIP	IP WLS BF H R ER SO BB IBB HBP BLK WP HR S P ERA WHIP	IP WLS BF H R ER SO BB IBB HBP BLK WP HR S P ERA WHIP	IP WLS BF H R ER SO BB IBB HBP BLK WP HR S P ERA WHIP	IP WLS BF H R ER SO BB IBB HBP BLK WP HR S P ERA WHIP	IP WLS BF H R ER SO BB IBB HBP BLK WP HR S P ERA WHIP	IP WLS BF H R ER SO BB IBB HBP BLK WP HR S P ERA WHIP	IP WLS BF H R ER SO BB IBB HBP BLK WP HR S P ERA WHIP	IP WLS BF H R ER SO BB IBB HBP BLK WP HR S P ERA WHIP	IP WLS BF H R ER SO BB IBB HBP BLK WP HR S P ERA WHIP	IP WLS BF H R ER SO BB IBB HBP BLK WP HR S P ERA WHIP	IP WLS BF H R ER SO BB IBB HBP BLK WP HR S P ERA WHIP	IP WLS BF H R ER SO BB IBB HBP BLK WP HR S P ERA WHIP	IP WLS BF H R ER SO BB IBB HBP BLK WP HR S P ERA WHIP	IP WLS BF H R ER SO BB IBB HBP BLK WP HR S P ERA WHIP	IP WLS BF H R ER SO BB IBB HBP BLK WP HR S P ERA WHIP	IP WLS BF H R ER SO BB IBB HBP BLK WP HR S P ERA WHIP	IP WLS BF H R ER SO BB IBB HBP BLK WP HR S P ERA WHIP	IP WLS BF H R ER SO BB IBB HBP BLK WP HR S P ERA WHIP	IP WLS BF H R ER SO BB IBB HBP BLK WP HR S P ERA WHIP	IP WLS BF H R ER SO BB IBB HBP BLK WP HR S P ERA WHIP	IP WLS BF H R ER SO BB IBB HBP BLK WP HR S P ERA WHIP	
39 Aaron Harang, R (1,1) ERA: 1.8	5.0 L 24 7 1 1 2 2 2 1 0 0 0 0 1 62 114 1.80 1.800	0.2 5 1 1 1 0 2 0 0 0 0 0 0 11 24 13.50 4.500	0.1 2 0 0 0 0 1 0 0 0 0 0 0 3 7 0.00 3.000	1.0 3 0 0 0 0 0 0 0 0 0 0 0 8 8 0.00 0.000	1.0 3 0 0 0 0 0 0 0 0 0 0 0 6 8 0.00 0.000	1.0 4 1 0 0 1 1 0 0 0 0 0 0 12 20 0.00 2.000	1.0 4 1 0 0 1 1 0 0 0 0 0 0 12 20 0.00 2.000	1.0 4 1 0 0 1 1 0 0 0 0 0 0 12 20 0.00 2.000	1.0 4 1 0 0 1 1 0 0 0 0 0 0 12 20 0.00 2.000	1.0 4 1 0 0 1 1 0 0 0 0 0 0 12 20 0.00 2.000	1.0 4 1 0 0 1 1 0 0 0 0 0 0 12 20 0.00 2.000	1.0 4 1 0 0 1 1 0 0 0 0 0 0 12 20 0.00 2.000	1.0 4 1 0 0 1 1 0 0 0 0 0 0 12 20 0.00 2.000	1.0 4 1 0 0 1 1 0 0 0 0 0 0 12 20 0.00 2.000	1.0 4 1 0 0 1 1 0 0 0 0 0 0 12 20 0.00 2.000	1.0 4 1 0 0 1 1 0 0 0 0 0 0 12 20 0.00 2.000	1.0 4 1 0 0 1 1 0 0 0 0 0 0 12 20 0.00 2.000	1.0 4 1 0 0 1 1 0 0 0 0 0 0 12 20 0.00 2.000	1.0 4 1 0 0 1 1 0 0 0 0 0 0 12 20 0.00 2.000	1.0 4 1 0 0 1 1 0 0 0 0 0 0 12 20 0.00 2.000	1.0 4 1 0 0 1 1 0 0 0 0 0 0 12 20 0.00 2.000	1.0 4 1 0 0 1 1 0 0 0 0 0 0 12 20 0.00 2.000	1.0 4 1 0 0 1 1 0 0 0 0 0 0 12 20 0.00 2.000

New York Mets @ Cincinnati Reds  
Great American Ball Park, Cincinnati, OH  
Mon Apr 06 2009, 1:10 PM EDT  
Att: 42,177 - Overcast - 37 F

AB	34
R	2
H	9
RBI	2
BB	7
SO	3
LOB	20



Batter	1	2	3	4	5	6	7	8	9	AB	R	H	RBI	BB	SO	LOB	BOTTOM							
15 Jerry Hairston, R (1,7)	2-3 K		0-0 F7		2-2 L8			0-2 F9		4	0	0	0	0	1	0								
16 Darnell McDonald, R (1,8) OBP: 0.333, SLG: 0.333 21 Chris Dickerson, L (9,8)	1-3 K		0-0 P4			1-2 19 E 4 SF7 1B		4-2 BB		3	1	1	0	0	1	0								
19 Joey Volto, L (1,3) OBP: 0.500, SLG: 0.333	4-2 4 BB BB			0-3 K		0-1 E8		2-3 K		3	0	1	0	1	2	1								
4 Brandon Phillips, R (1,4)	4-2 SAFE BB			2-2 F7		2-2 SF7		2-2 G6-3		2	0	0	1	1	0	1								
32 Jay Bruce, L (1,9) OBP: 0.250, SLG: 0.500	2-2 F8			2-2 2B		3-H P5				4	0	1	0	0	0	3								
28 Edwin Encarnación, R (1,5)		4-1 55 L9-3 BB		4-1 55 FC6-4 BB		1-2 L7		0-1 P3		2	0	0	0	2	0	1								
55 Ramon Hernandez, R (1,2)		0-1 L9-3		0-0 FC6-4				2-3 K		4	0	0	0	0	1	3								
2 Alex Gonzalez, R (1,6)		2-2 K			2-3 K			1-1 G5-3		3	0	0	0	0	2	0								
39 Aaron Harang, R (1,1) ERA: 1.59 33 Micah Owings, R (5,PH) 52 Daniel Herrera, L (8,1) 57 Mike Lincoln, R (8,1) 53 Arthur Rhodes, L (7,1) 17 Laynce Nix, L (7,PH) 25 David Weathers, R (8,1) 48 Francisco Cordero, R (9,1)			1-2 K		1-3 K			0-0 G4-3		1	0	0	0	0	1	0								
<b>Inning Stats</b>	R: 0 E: 0 K: 2 S: 18	H: 0 LOB: 0 BB: 2 P: 31	R: 0 E: 0 K: 1 S: 6	H: 0 LOB: 1 BB: 1 P: 12	R: 0 E: 0 K: 1 S: 5	H: 0 LOB: 0 BB: 0 P: 6	R: 0 E: 0 K: 1 S: 14	H: 1 LOB: 2 BB: 1 P: 22	R: 0 E: 0 K: 2 S: 10	H: 0 LOB: 0 BB: 0 P: 15	R: 1 E: 1 K: 0 S: 13	H: 2 LOB: 1 BB: 0 P: 18	R: 0 E: 0 K: 0 S: 4	H: 0 LOB: 0 BB: 0 P: 6	R: 0 E: 0 K: 1 S: 14	H: 0 LOB: 1 BB: 1 P: 22	R: 0 E: 0 K: 1 S: 8	H: 0 LOB: 0 BB: 0 P: 10	1B: 2 2B: 2 3B: 0 HR: 0	SF: 1 SAC: 0 DP: 1 HBP: 0	WP: 0 PB: 0 SB: 0 CS: 0	PA: 34		
<b>PITCHER</b>	IP WLS BF H R ER SO BB IBB HBP BLK WP HR S P ERA WHIP	IP WLS BF H R ER SO BB IBB HBP BLK WP HR S P ERA WHIP	IP WLS BF H R ER SO BB IBB HBP BLK WP HR S P ERA WHIP	IP WLS BF H R ER SO BB IBB HBP BLK WP HR S P ERA WHIP	IP WLS BF H R ER SO BB IBB HBP BLK WP HR S P ERA WHIP	IP WLS BF H R ER SO BB IBB HBP BLK WP HR S P ERA WHIP	IP WLS BF H R ER SO BB IBB HBP BLK WP HR S P ERA WHIP	IP WLS BF H R ER SO BB IBB HBP BLK WP HR S P ERA WHIP	IP WLS BF H R ER SO BB IBB HBP BLK WP HR S P ERA WHIP	IP WLS BF H R ER SO BB IBB HBP BLK WP HR S P ERA WHIP	IP WLS BF H R ER SO BB IBB HBP BLK WP HR S P ERA WHIP	IP WLS BF H R ER SO BB IBB HBP BLK WP HR S P ERA WHIP	IP WLS BF H R ER SO BB IBB HBP BLK WP HR S P ERA WHIP	IP WLS BF H R ER SO BB IBB HBP BLK WP HR S P ERA WHIP	IP WLS BF H R ER SO BB IBB HBP BLK WP HR S P ERA WHIP	IP WLS BF H R ER SO BB IBB HBP BLK WP HR S P ERA WHIP	IP WLS BF H R ER SO BB IBB HBP BLK WP HR S P ERA WHIP	IP WLS BF H R ER SO BB IBB HBP BLK WP HR S P ERA WHIP	IP WLS BF H R ER SO BB IBB HBP BLK WP HR S P ERA WHIP	IP WLS BF H R ER SO BB IBB HBP BLK WP HR S P ERA WHIP	IP WLS BF H R ER SO BB IBB HBP BLK WP HR S P ERA WHIP	IP WLS BF H R ER SO BB IBB HBP BLK WP HR S P ERA WHIP	IP WLS BF H R ER SO BB IBB HBP BLK WP HR S P ERA WHIP	
57 Johan Santana, L (1,1) ERA: 1.59	5.2 W 23 3 1 1 7 4 0 0 0 0 0 0 0 62 99 1.59 1.235	1.1 H 4 0 0 0 0 0 0 0 0 0 0 0 8 11 0.00 0.000	1.0 H 4 0 0 0 1 1 0 0 0 0 0 0 14 22 0.00 1.000	1.0 S 3 0 0 0 1 0 0 0 0 0 0 0 8 10 0.00 0.000	1.0 4 1 0 0 1 1 0 0 0 0 0 0 12 20 0.00 2.000	1.0 4 1 0 0 1 1 0 0 0 0 0 0 12 20 0.00 2.000	1.0 4 1 0 0 1 1 0 0 0 0 0 0 12 20 0.00 2.000	1.0 4 1 0 0 1 1 0 0 0 0 0 0 12 20 0.00 2.000	1.0 4 1 0 0 1 1 0 0 0 0 0 0 12 20 0.00 2.000	1.0 4 1 0 0 1 1 0 0 0 0 0 0 12 20 0.00 2.000	1.0 4 1 0 0 1 1 0 0 0 0 0 0 12 20 0.00 2.000	1.0 4 1 0 0 1 1 0 0 0 0 0 0 12 20 0.00 2.000	1.0 4 1 0 0 1 1 0 0 0 0 0 0 12 20 0.00 2.000	1.0 4 1 0 0 1 1 0 0 0 0 0 0 12 20 0.00 2.000	1.0 4 1 0 0 1 1 0 0 0 0 0 0 12 20 0.00 2.000	1.0 4 1 0 0 1 1 0 0 0 0 0 0 12 20 0.00 2.000	1.0 4 1 0 0 1 1 0 0 0 0 0 0 12 20 0.00 2.000	1.0 4 1 0 0 1 1 0 0 0 0 0 0 12 20 0.00 2.000	1.0 4 1 0 0 1 1 0 0 0 0 0 0 12 20 0.00 2.000	1.0 4 1 0 0 1 1 0 0 0 0 0 0 12 20 0.00 2.000	1.0 4 1 0 0 1 1 0 0 0 0 0 0 12 20 0.00 2.000	1.0 4 1 0 0 1 1 0 0 0 0 0 0 12 20 0.00 2.000	1.0 4 1 0 0 1 1 0 0 0 0 0 0 12 20 0.00 2.000	1.0 4 1 0 0 1 1 0 0 0 0 0 0 12 20 0.00 2.000

New York Mets @ Cincinnati Reds  
Great American Ball Park, Cincinnati, OH  
Mon Apr 06 2009, 1:10 PM EDT  
Att: 42,177 - Overcast - 37 F

AB	28
R	1
H	3
RBI	1
BB	5
SO	9
LOB	9









Batter	1	2	3	4	5	6	7	8	9	AB	R	H	RBI	BB	SO	LOB	TOP					
7 José Reyes, S OBP: 0.400, SLG: 0.308										5	0	2	0	0	3	0	<b>New York Mets @ Cincinnati Reds</b> Great American Ball Park, Cincinnati, OH Thu Apr 09 2009, 12:35 PM EDT Att: 17,837 - Partly Cloudy - 55 F					
28 Daniel Murphy, L OBP: 0.333, SLG: 0.500										5	2	2	0	0	1	2						
5 David Wright, R OBP: 0.571, SLG: 0.500										3	1	2	0	1	0	1						
21 Carlos Delgado, L OBP: 0.429, SLG: 0.667										3	1	1	2	0	0	3						
15 Carlos Beltrán, S OBP: 0.500, SLG: 0.364										3	1	1	1	1	1	2						
19 Ryan Church, L OBP: 0.500, SLG: 0.727										3	1	2	2	0	0	3						
17 Fernando Tatis, R (8, PH)										1	0	0	0	0	1	0						
11 Ramon Castro, R (8, PH)										3	0	0	0	0	1	2						
18 Jeremy Reed, L (8, PH)										1	0	0	0	0	0	0						
23 Brian Schneider, L OBP: 0.333, SLG: 0.375										0	0	0	0	0	0	0						
3 Alex Cora, L (1, 4)										3	0	0	1	0	0	0						
46 Oliver Pérez, L 36 Darren O'Day, R 9 Marlon Anderson, L 43 Brian Stokes, R 39 Bobby Parnell, R 25 Pedro Feliciano, L 10 Gary Sheffield, R										2	0	0	0	0	1	0	 WP: 0 PA: 38 RB: 0 R: 6 H: 10 RBI: 6 BB: 2 SO: 9 LOB: 13					
<b>Inning Stats</b>	R: 0 E: 1 K: 1 S: 17	H: 1 LOB: 3 BB: 1 P: 28	R: 0 E: 0 K: 1 S: 8	H: 0 LOB: 0 BB: 0 P: 11	R: 3 E: 0 K: 1 S: 16	H: 4 LOB: 1 BB: 1 P: 24	R: 0 E: 0 K: 1 S: 12	H: 0 LOB: 0 BB: 0 P: 13	R: 1 E: 0 K: 0 S: 8	H: 2 LOB: 0 BB: 0 P: 12	R: 1 E: 0 K: 0 S: 7	H: 1 LOB: 0 BB: 0 P: 12	R: 1 E: 0 K: 1 S: 13	H: 2 LOB: 1 BB: 0 P: 17	R: 0 E: 0 K: 1 S: 6	H: 0 LOB: 0 BB: 0 P: 7		R: 0 E: 0 K: 3 S: 9	H: 0 LOB: 0 BB: 0 P: 13	1B: 8 2B: 2 3B: 0 HR: 0	SF: 2 SAC: 0 DP: 1 HBP: 0	WP: 0 PA: 38 RB: 0 R: 6 H: 10 RBI: 6 BB: 2 SO: 9 LOB: 13
<b>PITCHER</b>	IP WLS BF H R ER SO BB IBB HBP BLK WP HR S P ERA WHIP	IP WLS BF H R ER SO BB IBB HBP BLK WP HR S P ERA WHIP	IP WLS BF H R ER SO BB IBB HBP BLK WP HR S P ERA WHIP	IP WLS BF H R ER SO BB IBB HBP BLK WP HR S P ERA WHIP	IP WLS BF H R ER SO BB IBB HBP BLK WP HR S P ERA WHIP	IP WLS BF H R ER SO BB IBB HBP BLK WP HR S P ERA WHIP	IP WLS BF H R ER SO BB IBB HBP BLK WP HR S P ERA WHIP	IP WLS BF H R ER SO BB IBB HBP BLK WP HR S P ERA WHIP	IP WLS BF H R ER SO BB IBB HBP BLK WP HR S P ERA WHIP	IP WLS BF H R ER SO BB IBB HBP BLK WP HR S P ERA WHIP	IP WLS BF H R ER SO BB IBB HBP BLK WP HR S P ERA WHIP	IP WLS BF H R ER SO BB IBB HBP BLK WP HR S P ERA WHIP	IP WLS BF H R ER SO BB IBB HBP BLK WP HR S P ERA WHIP	IP WLS BF H R ER SO BB IBB HBP BLK WP HR S P ERA WHIP	IP WLS BF H R ER SO BB IBB HBP BLK WP HR S P ERA WHIP	IP WLS BF H R ER SO BB IBB HBP BLK WP HR S P ERA WHIP		IP WLS BF H R ER SO BB IBB HBP BLK WP HR S P ERA WHIP	IP WLS BF H R ER SO BB IBB HBP BLK WP HR S P ERA WHIP	IP WLS BF H R ER SO BB IBB HBP BLK WP HR S P ERA WHIP	IP WLS BF H R ER SO BB IBB HBP BLK WP HR S P ERA WHIP	
61 Bronson Arroyo, R ERA: 7.5	6.0	W	27	8	5	5	4	2	0	0	0	0	0	0	68	100		7.50	1.667			
51 Jared Burton, R ERA: 6.75	0.1	H	3	2	1	1	0	0	0	0	0	0	0	0	6	9		27.00	6.000			
53 Arthur Rhodes, L ERA:	1.0	H	3	0	0	0	2	0	0	0	0	0	0	0	11	12		0.00	0.000			
25 David Weathers, R ERA:	0.2	H	2	0	0	0	0	0	0	0	0	0	0	2	3	0.00		0.000				
48 Francisco Cordero, R ERA:	1.0	S	3	0	0	0	3	0	0	0	0	0	0	9	13	0.00		0.000				

Batter	1	2	3	4	5	6	7	8	9	AB	R	H	RBI	BB	SO	LOB	BOTTOM			
3 Willy Taveras, R OBP: 0.500, SLG: 0.800										4	2	1	0	1	1	1	<b>New York Mets @ Cincinnati Reds</b> Great American Ball Park, Cincinnati, OH Thu Apr 09 2009, 12:35 PM EDT Att: 17,837 - Partly Cloudy - 55 F			
16 Darnell McDonald, R OBP: 0.375, SLG: 0.200										3	2	1	1	1	0	0				
53 Arthur Rhodes, L ERA:										0	0	0	0	0	0	0				
25 David Weathers, R ERA:										0	0	0	0	0	0	0				
17 Laynce Nix, L (8, PH)										1	0	0	0	0	1	1				
48 Francisco Cordero, R (9, 1)										0	0	0	0	0	0	0				
19 Joey Volto, L OBP: 0.571, SLG: 1.000										5	2	3	4	0	2	1				
4 Brandon Phillips, R OBP: 0.385, SLG: 0.375										3	0	0	1	0	1	1				
32 Jay Bruce, L OBP: 0.231, SLG: 0.250										3	1	0	0	1	2	0				
28 Edwin Encarnación, R OBP: 0.538, SLG: 0.143										2	0	1	0	1	1	0				
29 Ryan Hanigan, R OBP: 0.500, SLG: 0.333										3	1	1	0	1	0	4				
7 Paul Janish, R OBP: 0.250, SLG: 0.250										4	0	1	2	0	3	4				
61 Bronson Arroyo, R (1, 1)										2	0	0	0	0	1	4				
51 Jared Burton, R (7, 1)										0	0	0	0	0	0	0				
21 Chris Dickerson, L OBP: 0.428, SLG: 0.250										1	0	1	0	0	0	0				
<b>Inning Stats</b>	R: 0 E: 0 K: 1 S: 7	H: 0 LOB: 0 BB: 0 P: 10	R: 0 E: 0 K: 3 S: 10	H: 0 LOB: 0 BB: 0 P: 16	R: 4 E: 0 K: 1 S: 14	H: 2 LOB: 2 BB: 2 P: 26	R: 0 E: 0 K: 2 S: 13	H: 1 LOB: 2 BB: 1 P: 25	R: 4 E: 0 K: 0 S: 18	H: 3 LOB: 2 BB: 2 P: 36	R: 0 E: 0 K: 1 S: 10	H: 1 LOB: 1 BB: 0 P: 13	R: 0 E: 0 K: 2 S: 18	H: 1 LOB: 0 BB: 0 P: 26	R: 0 E: 0 K: 2 S: 8	H: 1 LOB: 1 BB: 0 P: 9	1B: 8 2B: 0 3B: 0 HR: 1	SF: 1 SAC: 1 DP: 0 HBP: 1	WP: 0 PA: 39 RB: 0 R: 8 H: 9 RBI: 8 BB: 5 SO: 12 LOB: 16	
<b>PITCHER</b>	IP WLS BF H R ER SO BB IBB HBP BLK WP HR S P ERA WHIP	IP WLS BF H R ER SO BB IBB HBP BLK WP HR S P ERA WHIP	IP WLS BF H R ER SO BB IBB HBP BLK WP HR S P ERA WHIP	IP WLS BF H R ER SO BB IBB HBP BLK WP HR S P ERA WHIP	IP WLS BF H R ER SO BB IBB HBP BLK WP HR S P ERA WHIP	IP WLS BF H R ER SO BB IBB HBP BLK WP HR S P ERA WHIP	IP WLS BF H R ER SO BB IBB HBP BLK WP HR S P ERA WHIP	IP WLS BF H R ER SO BB IBB HBP BLK WP HR S P ERA WHIP	IP WLS BF H R ER SO BB IBB HBP BLK WP HR S P ERA WHIP	IP WLS BF H R ER SO BB IBB HBP BLK WP HR S P ERA WHIP	IP WLS BF H R ER SO BB IBB HBP BLK WP HR S P ERA WHIP	IP WLS BF H R ER SO BB IBB HBP BLK WP HR S P ERA WHIP	IP WLS BF H R ER SO BB IBB HBP BLK WP HR S P ERA WHIP	IP WLS BF H R ER SO BB IBB HBP BLK WP HR S P ERA WHIP	IP WLS BF H R ER SO BB IBB HBP BLK WP HR S P ERA WHIP	IP WLS BF H R ER SO BB IBB HBP BLK WP HR S P ERA WHIP	IP WLS BF H R ER SO BB IBB HBP BLK WP HR S P ERA WHIP	IP WLS BF H R ER SO BB IBB HBP BLK WP HR S P ERA WHIP	IP WLS BF H R ER SO BB IBB HBP BLK WP HR S P ERA WHIP	IP WLS BF H R ER SO BB IBB HBP BLK WP HR S P ERA WHIP
46 Oliver Pérez, L ERA: 16.62	4.1	L	23	5	8	8	0	0	0	0	0	1	0	0	0	7	13	0.00	1.500	
36 Darren O'Day, R ERA:	0.2		4	1	0	0	0	0	0	0	0	0	0	0	0	28	39	0.00	1.000	
43 Brian Stokes, R ERA:	2.0		8	2	0	0	3	0	0	0	0	0	0	0	0	2	2	0.00	3.000	
39 Bobby Parnell, R ERA:	0.1		2	1	0	0	0	0	0	0	0	0	0	0	0	6	7	0.00	0.000	
25 Pedro Feliciano, L ERA: 13.5	0.2		2	0	0	0	2	0	0	0	0	0	0	0	0	0	0	0.00	0.000	







Batter	1	2	3	4	5	6	7	8	9	AB	R	H	RBI	BB	SO	LOB	TOP					
3 Nyer Morgan, L OBP: 0.464, SLG: 0.538										3	0	2	0	0	1	0	<b>Pittsburgh Pirates @ Cincinnati Reds</b> Great American Ball Park, Cincinnati, OH Sun Apr 12 2009, 1:10 PM EDT Att: 12,876 - Partly Cloudy + 50 F					
12 Freddy Sanchez, R OBP: 0.333, SLG: 0.556										4	0	0	0	0	1	2						
13 Nate McLouth, L OBP: 0.333, SLG: 0.429										4	0	0	0	0	3	2						
41 Ryan Doumit, S OBP: 0.231, SLG: 0.375										3	0	0	0	0	0	1						
25 Adam LaRoche, L OBP: 0.136, SLG: 0.273										3	0	0	0	0	1	0						
15 Andy LaRoche, R 5 Ramón Vázquez, L (8, PH) OBP: 0.364, SLG: 0.222										2	0	0	0	0	1	0						
44 Brandon Moss, L OBP: 0.350, SLG: 0.389										3	0	1	0	0	0	0						
2 Jack Wilson, R OBP: 0.348, SLG: 0.409										3	0	0	0	0	0	1						
45 Ian Snell, R 38 Craig Hansen, R (7, 1) 17 Sean Burnett, L (7, 1) 43 Jesse Chavez, R (8, 1) 16 Eric Hinske, L (9, PH)										2	0	0	0	0	2	0						
<b>Inning Stats</b>	R: 0 E: 0 K: 1 S: 8	H: 1 LOB: 1 BB: 0 P: 12	R: 0 E: 0 K: 1 S: 8	H: 0 LOB: 0 BB: 0 P: 11	R: 0 E: 0 K: 1 S: 11	H: 0 LOB: 0 BB: 0 P: 14	R: 0 E: 0 K: 1 S: 5	H: 0 LOB: 0 BB: 0 P: 7	R: 0 E: 0 K: 0 S: 7	H: 1 LOB: 1 BB: 0 P: 9	R: 0 E: 0 K: 3 S: 13	H: 0 LOB: 0 BB: 0 P: 15	R: 0 E: 0 K: 1 S: 9	H: 0 LOB: 0 BB: 0 P: 13	R: 0 E: 0 K: 0 S: 7	H: 0 LOB: 0 BB: 0 P: 10		R: 0 E: 0 K: 1 S: 12	H: 1 LOB: 1 BB: 0 P: 17	1B: 2 2B: 1 3B: 0 HR: 0	SF: 0 SAC: 0 DP: 0 HBP: 1	WP: 0 PB: 0 SB: 0 CS: 1
<b>PITCHER</b> 39 Aaron Harang, R ERA: 0.64	IP: 9.0 WLS: W BF: 30 H: 3 R: 0 ER: 0 SO: 9 BB: 0 IBB: 0 HBP: 1 BLK: 0 WP: 0 HR: 0 S: 80 P: 108 ERA: 0.00 WHIP: 0.333															<b>PITCHER</b>						

Batter	1	2	3	4	5	6	7	8	9	AB	R	H	RBI	BB	SO	LOB	BOTTOM			
3 Willy Taveras, R OBP: 0.417, SLG: 0.636										3	1	2	0	0	0	0	<b>Pittsburgh Pirates @ Cincinnati Reds</b> Great American Ball Park, Cincinnati, OH Sun Apr 12 2009, 1:10 PM EDT Att: 12,876 - Partly Cloudy + 50 F			
21 Chris Dickerson, L OBP: 0.545, SLG: 0.333										2	0	1	0	2	0	1				
19 Joey Volto, L OBP: 0.455, SLG: 0.750										4	0	1	0	0	2	5				
4 Brandon Phillips, R OBP: 0.476, SLG: 0.643										3	1	1	2	1	0	4				
32 Jay Bruce, L OBP: 0.238, SLG: 0.250										4	0	1	0	0	3	2				
28 Edwin Encarnación, R OBP: 0.524, SLG: 0.231										3	0	1	0	1	1	2				
55 Ramón Hernández, R OBP: 0.125, SLG: 0.067										3	0	0	0	0	1	2				
2 Alex Gonzalez, R										3	0	0	0	0	1	1				
39 Aaron Harang, R										2	0	0	0	1	1	1				
<b>Inning Stats</b>	R: 2 E: 0 K: 1 S: 11	H: 2 LOB: 0 BB: 0 P: 19	R: 0 E: 0 K: 1 S: 8	H: 0 LOB: 1 BB: 1 P: 17	R: 0 E: 0 K: 1 S: 13	H: 1 LOB: 2 BB: 1 P: 22	R: 0 E: 0 K: 2 S: 12	H: 0 LOB: 0 BB: 0 P: 13	R: 0 E: 0 K: 1 S: 9	H: 1 LOB: 2 BB: 1 P: 21	R: 0 E: 0 K: 1 S: 8	H: 1 LOB: 0 BB: 0 P: 12	R: 0 E: 0 K: 2 S: 13	H: 1 LOB: 1 BB: 1 P: 21	R: 0 E: 0 K: 0 S: 7	H: 1 LOB: 0 BB: 1 P: 12		1B: 4 2B: 2 3B: 1 HR: 1	SF: 0 SAC: 1 DP: 1 HBP: 0	WP: 0 PB: 0 SB: 1 CS: 0
<b>PITCHER</b> 45 Ian Snell, R ERA: 7.2 38 Craig Hansen, R ERA: 7.2 17 Sean Burnett, L ERA: 43 Jesse Chavez, R ERA: 4.5	IP: 6.0 WLS: L BF: 25 H: 4 R: 2 ER: 2 SO: 7 BB: 3 IBB: 0 HBP: 0 BLK: 0 WP: 0 HR: 0 S: 61 P: 104 ERA: 3.00 WHIP: 1.333															<b>PITCHER</b>				

AB 29  
R 0  
H 3  
RBI 0  
BB 0  
SO 9  
LOB 6



AB 27  
R 2  
H 7  
RBI 2  
BB 5  
SO 9  
LOB 18





Batter	1	2	3	4	5	6	7	8	9	AB	R	H	RBI	BB	SO	LOB	TOP			
3 Willy Taveras, R OBP: 0.353, SLG: 0.467	F8		21 BB 19 1B	F9		B1-3			G5-3	4	1	0	0	1	0	1				
21 Chris Dickerson, L OBP: 0.500, SLG: 0.400	F8		4 BB 32 HBP 19 1B		K		2B		G4-3	4	1	1	0	1	1	1				
19 Joey Votto, L OBP: 0.462, SLG: 0.696	L9		32 HBP 28 HR 4 BB		F7		IBB			3	1	1	1	1	0	0				
4 Brandon Phillips, R OBP: 0.440, SLG: 0.529		G3	32 HBP 28 HR		G6-3		F9			3	1	0	0	1	0	2				
32 Jay Bruce, L OBP: 0.280, SLG: 0.391			28 HR			K				3	2	1	2	0	2	0				
28 Edwin Encarnación, R OBP: 0.550, SLG: 0.438			55 G5-4-3			P2				3	1	1	4	1	1	0				
55 Ramon Hernandez, R OBP: 0.150, SLG: 0.105		G5-4-3			K				G1-3	4	0	1	0	0	1	1				
2 Alex Gonzalez, R				P6	F8				G6-3	4	0	0	0	0	1	1				
36 Edinson Volquez, R 51 Jared Burton, R 16 Darnell McDonald, R 53 Arthur Rhodes, L 25 David Weathers, R 17 Laynce Nix, L 48 Francisco Cordero, R				K	G6-3		K		2B	2	0	0	0	0	1	0				
<b>Inning Stats</b>	R: 0 E: 0 K: 0 S: 4	H: 0 LOB: 0 BB: 0 P: 8	R: 1 E: 0 K: 0 S: 10	H: 1 LOB: 0 BB: 1 P: 20	R: 6 E: 0 K: 2 S: 22	H: 2 LOB: 0 BB: 3 P: 40	R: 0 E: 0 K: 0 S: 10	H: 0 LOB: 0 BB: 0 P: 16	R: 0 E: 0 K: 1 S: 12	H: 1 LOB: 2 BB: 1 P: 14	R: 0 E: 0 K: 1 S: 10	H: 1 LOB: 2 BB: 1 P: 21	R: 0 E: 0 K: 2 S: 8	H: 0 LOB: 0 BB: 0 P: 14	R: 0 E: 0 K: 0 S: 12	H: 1 LOB: 0 BB: 0 P: 20	1B: 2 2B: 2 HR: 2	SF: 0 SAC: 0 HBP: 1	WP: 0 PB: 0 SB: 0 CS: 0	PA: 38
<b>PITCHER</b>	IP WLS BF H R ER SO BB IBB HBP BLK WP HR S P ERA WHIP	IP WLS BF H R ER SO BB IBB HBP BLK WP HR S P ERA WHIP	IP WLS BF H R ER SO BB IBB HBP BLK WP HR S P ERA WHIP	IP WLS BF H R ER SO BB IBB HBP BLK WP HR S P ERA WHIP	IP WLS BF H R ER SO BB IBB HBP BLK WP HR S P ERA WHIP	IP WLS BF H R ER SO BB IBB HBP BLK WP HR S P ERA WHIP	IP WLS BF H R ER SO BB IBB HBP BLK WP HR S P ERA WHIP	IP WLS BF H R ER SO BB IBB HBP BLK WP HR S P ERA WHIP	IP WLS BF H R ER SO BB IBB HBP BLK WP HR S P ERA WHIP	IP WLS BF H R ER SO BB IBB HBP BLK WP HR S P ERA WHIP	IP WLS BF H R ER SO BB IBB HBP BLK WP HR S P ERA WHIP	IP WLS BF H R ER SO BB IBB HBP BLK WP HR S P ERA WHIP	IP WLS BF H R ER SO BB IBB HBP BLK WP HR S P ERA WHIP	IP WLS BF H R ER SO BB IBB HBP BLK WP HR S P ERA WHIP	IP WLS BF H R ER SO BB IBB HBP BLK WP HR S P ERA WHIP	IP WLS BF H R ER SO BB IBB HBP BLK WP HR S P ERA WHIP	IP WLS BF H R ER SO BB IBB HBP BLK WP HR S P ERA WHIP	IP WLS BF H R ER SO BB IBB HBP BLK WP HR S P ERA WHIP	IP WLS BF H R ER SO BB IBB HBP BLK WP HR S P ERA WHIP	IP WLS BF H R ER SO BB IBB HBP BLK WP HR S P ERA WHIP

**Cincinnati Reds @ Milwaukee Brewers**  
Miller Park, Milwaukee, WI  
Mon Apr 13 2009, 7:05 PM CDT  
Att: 25,016 - Roof Closed - 61 F

livebaseballscorecards.com

AB 32  
R 7  
H 6  
RBI 7  
BB 5  
SO 8  
LOB 6



Batter	1	2	3	4	5	6	7	8	9	AB	R	H	RBI	BB	SO	LOB	BOTTOM					
23 Rickie Weeks Jr., R OBP: 0.364, SLG: 0.448	FC5-4 28 FC3-6 1 BB			FC1-2 8 HBP		F8			F8	4	1	1	0	0	1	2						
1 Corey Hart, R OBP: 0.419, SLG: 0.769	FC5-4 8 BB			L6		F8				4	1	2	3	1	0	3						
8 Ryan Braun, R OBP: 0.364, SLG: 0.269	FC5-4 28 FC3-6 1-2H 2-3			FC1-2 1-2 2-3 3-H						2	0	0	0	3	0	5						
28 Prince Fielder, L OBP: 0.375, SLG: 0.417	FC3-6 1-2H 3-H			G5-3		L8				4	0	0	1	1	1	6						
7 J.J. Hardy, R OBP: 0.133, SLG: 0.214	F9		L8			HR			F8	5	1	1	1	0	0	4						
25 Mike Cameron, R OBP: 0.482, SLG: 0.500		2 BB 18 1B		F9					F8	5	1	2	0	0	1	0						
2 Bill Hall, R OBP: 0.400, SLG: 0.471 60 Todd Coffey, R 57 Mitch Stetter, L 16 Chris Duffy, L				G6-3						3	1	1	0	1	1	0						
18 Jason Kendall, R OBP: 0.217, SLG: 0.105									F8	4	1	2	1	1	0	3						
49 Yovani Gallardo, R OBP: 0.500, SLG: 1.250 27 Brad Nelson, L 45 Mark DiFelice, R 30 Craig Counsell, L										2	0	1	0	0	0	2						
<b>Inning Stats</b>	R: 1 E: 0 K: 0 S: 11	H: 1 LOB: 1 BB: 1 P: 20	R: 4 E: 0 K: 2 S: 18	H: 3 LOB: 1 BB: 2 P: 35	R: 0 E: 0 K: 0 S: 5	H: 0 LOB: 0 BB: 0 P: 8	R: 0 E: 0 K: 0 S: 11	H: 2 LOB: 3 BB: 0 P: 17	R: 1 E: 0 K: 2 S: 9	H: 1 LOB: 1 BB: 1 P: 19	R: 0 E: 0 K: 0 S: 11	H: 0 LOB: 1 BB: 1 P: 19	R: 0 E: 0 K: 1 S: 10	H: 2 LOB: 1 BB: 0 P: 17	R: 0 E: 0 K: 1 S: 13	H: 1 LOB: 3 BB: 2 P: 28	R: 0 E: 1 K: 0 S: 9	H: 0 LOB: 1 BB: 1 P: 17	1B: 7 2B: 0 3B: 0 HR: 2	SF: 0 SAC: 0 DP: 1 HBP: 1	WP: 0 PB: 0 SB: 1 CS: 0	PA: 45
<b>PITCHER</b>	IP WLS BF H R ER SO BB IBB HBP BLK WP HR S P ERA WHIP	IP WLS BF H R ER SO BB IBB HBP BLK WP HR S P ERA WHIP	IP WLS BF H R ER SO BB IBB HBP BLK WP HR S P ERA WHIP	IP WLS BF H R ER SO BB IBB HBP BLK WP HR S P ERA WHIP	IP WLS BF H R ER SO BB IBB HBP BLK WP HR S P ERA WHIP	IP WLS BF H R ER SO BB IBB HBP BLK WP HR S P ERA WHIP	IP WLS BF H R ER SO BB IBB HBP BLK WP HR S P ERA WHIP	IP WLS BF H R ER SO BB IBB HBP BLK WP HR S P ERA WHIP	IP WLS BF H R ER SO BB IBB HBP BLK WP HR S P ERA WHIP	IP WLS BF H R ER SO BB IBB HBP BLK WP HR S P ERA WHIP	IP WLS BF H R ER SO BB IBB HBP BLK WP HR S P ERA WHIP	IP WLS BF H R ER SO BB IBB HBP BLK WP HR S P ERA WHIP	IP WLS BF H R ER SO BB IBB HBP BLK WP HR S P ERA WHIP	IP WLS BF H R ER SO BB IBB HBP BLK WP HR S P ERA WHIP	IP WLS BF H R ER SO BB IBB HBP BLK WP HR S P ERA WHIP	IP WLS BF H R ER SO BB IBB HBP BLK WP HR S P ERA WHIP	IP WLS BF H R ER SO BB IBB HBP BLK WP HR S P ERA WHIP	IP WLS BF H R ER SO BB IBB HBP BLK WP HR S P ERA WHIP	IP WLS BF H R ER SO BB IBB HBP BLK WP HR S P ERA WHIP	IP WLS BF H R ER SO BB IBB HBP BLK WP HR S P ERA WHIP		

**Cincinnati Reds @ Milwaukee Brewers**  
Miller Park, Milwaukee, WI  
Mon Apr 13 2009, 7:05 PM CDT  
Att: 25,016 - Roof Closed - 61 F

livebaseballscorecards.com

AB 36  
R 6  
H 10  
RBI 6  
BB 8  
SO 5  
LOB 27









Batter	1	2	3	4	5	6	7	8	9	AB	R	H	RBI	BB	SO	LOB	TOP			
3 Willy Taveras, R OBP: 0.462, SLG: 0.476										3	1	2	0	0	0	0	<b>Cincinnati Reds @ Milwaukee Brewers</b> Miller Park, Milwaukee, WI Wed Apr 15 2009, 7:05 PM CDT Att: 30,349 - Roof Closed - 60 F			
21 Chris Dickerson, L OBP: 0.450, SLG: 0.571										4	1	1	2	0	0	2				
19 Joey Votto, L OBP: 0.457, SLG: 0.645										3	0	1	0	1	2	1				
4 Brandon Phillips, R OBP: 0.382, SLG: 0.400										4	0	0	0	0	1	4				
32 Jay Bruce, L OBP: 0.265, SLG: 0.300										4	0	0	0	0	1	1				
28 Edwin Encarnación, R OBP: 0.354, SLG: 0.252										4	0	0	0	0	0	1				
55 Ramon Hernandez, R OBP: 0.208, SLG: 0.174										4	1	2	0	0	0	0				
2 Alex Gonzalez, R OBP: 0.143, SLG: 0.105										3	0	1	1	0	0	1				
33 Micah Owings, R OBP: 0.250, SLG: 0.500										2	0	0	0	0	2	1				
51 Jared Burton, R OBP: 0.364, SLG: 0.300										0	0	0	0	0	0	0				
16 Darrell McDonald, R OBP: 0.354, SLG: 0.300										1	0	0	0	0	1	0				
40 Nick Masset, R OBP: 0.250, SLG: 0.500										0	0	0	0	0	0	0				
<b>Inning Stats</b>	R: 0 E: 0 K: 1 S: 8	H: 0 LOB: 0 BB: 0 P: 13	R: 0 E: 0 K: 1 S: 9	H: 0 LOB: 0 BB: 0 P: 14	R: 0 E: 0 K: 1 S: 7	H: 1 LOB: 0 BB: 0 P: 8	R: 0 E: 0 K: 0 S: 8	H: 2 LOB: 1 BB: 0 P: 12	R: 1 E: 0 K: 1 S: 15	H: 2 LOB: 1 BB: 0 P: 20	R: 2 E: 0 K: 1 S: 16	H: 1 LOB: 0 BB: 0 P: 26	R: 0 E: 0 K: 1 S: 16	H: 0 LOB: 0 BB: 0 P: 9	R: 0 E: 0 K: 1 S: 9	H: 0 LOB: 0 BB: 0 P: 9	1B: 5 2B: 1 3B: 0 HR: 1	SF: 0 SAC: 0 DP: 2 HBP: 1	WP: 0 PB: 0 SB: 0 CS: 0	PA: 34
<b>PITCHER</b>	IP WLS BF H R ER SO BB IBB HBP BLK WP HR S P ERA WHIP	IP WLS BF H R ER SO BB IBB HBP BLK WP HR S P ERA WHIP	IP WLS BF H R ER SO BB IBB HBP BLK WP HR S P ERA WHIP	IP WLS BF H R ER SO BB IBB HBP BLK WP HR S P ERA WHIP	IP WLS BF H R ER SO BB IBB HBP BLK WP HR S P ERA WHIP	IP WLS BF H R ER SO BB IBB HBP BLK WP HR S P ERA WHIP	IP WLS BF H R ER SO BB IBB HBP BLK WP HR S P ERA WHIP	IP WLS BF H R ER SO BB IBB HBP BLK WP HR S P ERA WHIP	IP WLS BF H R ER SO BB IBB HBP BLK WP HR S P ERA WHIP	IP WLS BF H R ER SO BB IBB HBP BLK WP HR S P ERA WHIP	IP WLS BF H R ER SO BB IBB HBP BLK WP HR S P ERA WHIP	IP WLS BF H R ER SO BB IBB HBP BLK WP HR S P ERA WHIP	IP WLS BF H R ER SO BB IBB HBP BLK WP HR S P ERA WHIP	IP WLS BF H R ER SO BB IBB HBP BLK WP HR S P ERA WHIP	IP WLS BF H R ER SO BB IBB HBP BLK WP HR S P ERA WHIP	IP WLS BF H R ER SO BB IBB HBP BLK WP HR S P ERA WHIP	IP WLS BF H R ER SO BB IBB HBP BLK WP HR S P ERA WHIP			

livebaseballscorecards.com

**REDS**

AB 32  
R 3  
H 7  
RBI 3  
BB 1  
SO 7  
LOB 11

Batter	1	2	3	4	5	6	7	8	9	AB	R	H	RBI	BB	SO	LOB	BOTTOM			
23 Rickie Weeks Jr., R OBP: 0.333, SLG: 0.486										5	1	1	2	0	1	0	<b>Cincinnati Reds @ Milwaukee Brewers</b> Miller Park, Milwaukee, WI Wed Apr 15 2009, 7:05 PM CDT Att: 30,349 - Roof Closed - 60 F			
30 Craig Counsell, L OBP: 0.500, SLG: 0.357										4	1	1	0	0	1	0				
8 Ryan Braun, R OBP: 0.366, SLG: 0.303										3	0	1	0	1	0	0				
28 Prince Fielder, L OBP: 0.350, SLG: 0.400										2	2	1	1	1	1	0				
1 Corey Hart, R OBP: 0.385, SLG: 0.625										4	0	0	0	0	1	5				
25 Mike Cameron, R OBP: 0.500, SLG: 0.815										3	3	3	3	1	0	0				
2 Bill Hall, R OBP: 0.357, SLG: 0.440										4	1	1	1	0	0	1				
18 Jason Kendall, R OBP: 0.233, SLG: 0.160										4	1	1	2	0	0	0				
41 Braden Looper, R ERA: 7.2										2	0	0	0	0	0	0				
27 Brad Nelson, L ERA: 7.2										1	0	0	0	0	0	0				
45 Mark DiFelice, R ERA: 10.38										0	0	0	0	0	0	0				
57 Mitch Stetter, L ERA: 10.38										0	0	0	0	0	0	0				
14 Casey McGehee, R ERA: 10.38										1	0	0	0	0	0	0				
60 Todd Coffey, R ERA: 2.45										0	0	0	0	0	0	0				
<b>Inning Stats</b>	R: 1 E: 0 K: 0 S: 10	H: 2 LOB: 1 BB: 0 P: 22	R: 1 E: 0 K: 0 S: 10	H: 1 LOB: 0 BB: 0 P: 16	R: 0 E: 0 K: 1 S: 9	H: 0 LOB: 2 BB: 2 P: 22	R: 1 E: 0 K: 0 S: 8	H: 1 LOB: 0 BB: 0 P: 13	R: 0 E: 0 K: 1 S: 8	H: 0 LOB: 0 BB: 0 P: 13	R: 5 E: 0 K: 0 S: 12	H: 4 LOB: 0 BB: 1 P: 19	R: 1 E: 0 K: 2 S: 13	H: 1 LOB: 1 BB: 0 P: 16	R: 0 E: 0 K: 0 S: 4	H: 0 LOB: 0 BB: 0 P: 5	1B: 1 2B: 5 3B: 0 HR: 3	SF: 1 SAC: 0 DP: 0 HBP: 0	WP: 1 PB: 0 SB: 0 CS: 0	PA: 37
<b>PITCHER</b>	IP WLS BF H R ER SO BB IBB HBP BLK WP HR S P ERA WHIP	IP WLS BF H R ER SO BB IBB HBP BLK WP HR S P ERA WHIP	IP WLS BF H R ER SO BB IBB HBP BLK WP HR S P ERA WHIP	IP WLS BF H R ER SO BB IBB HBP BLK WP HR S P ERA WHIP	IP WLS BF H R ER SO BB IBB HBP BLK WP HR S P ERA WHIP	IP WLS BF H R ER SO BB IBB HBP BLK WP HR S P ERA WHIP	IP WLS BF H R ER SO BB IBB HBP BLK WP HR S P ERA WHIP	IP WLS BF H R ER SO BB IBB HBP BLK WP HR S P ERA WHIP	IP WLS BF H R ER SO BB IBB HBP BLK WP HR S P ERA WHIP	IP WLS BF H R ER SO BB IBB HBP BLK WP HR S P ERA WHIP	IP WLS BF H R ER SO BB IBB HBP BLK WP HR S P ERA WHIP	IP WLS BF H R ER SO BB IBB HBP BLK WP HR S P ERA WHIP	IP WLS BF H R ER SO BB IBB HBP BLK WP HR S P ERA WHIP	IP WLS BF H R ER SO BB IBB HBP BLK WP HR S P ERA WHIP	IP WLS BF H R ER SO BB IBB HBP BLK WP HR S P ERA WHIP	IP WLS BF H R ER SO BB IBB HBP BLK WP HR S P ERA WHIP	IP WLS BF H R ER SO BB IBB HBP BLK WP HR S P ERA WHIP			

livebaseballscorecards.com

**Brewers**

AB 33  
R 9  
H 9  
RBI 9  
BB 3  
SO 4  
LOB 7



Batter	1	2	3	4	5	6	7	8	9	AB	R	H	RBI	BB	SO	LOB	TOP										
3 Willy Taveras, R OBP: 0.433, SLG: 0.417	F9		BB		G1-5-3			B3		3	0	0	0	1	0	0											
21 Chris Dickerson, L OBP: 0.417, SLG: 0.500	1B		L7		G3			G3-1		4	0	1	0	0	0	1											
19 Joey Votto, L OBP: 0.462, SLG: 0.657	G6-3		1B		G4-3			2B		4	0	2	0	0	0	1											
4 Brandon Phillips, R OBP: 0.368, SLG: 0.357		K		BB		G1-3		G6-3		3	0	0	0	1	1	1											
32 Jay Bruce, L OBP: 0.263, SLG: 0.294		1B		L7		F8			K	4	0	1	0	0	1	2											
28 Edwin Encarnación, R OBP: 0.469, SLG: 0.333		2B		K		F7			55 HR	3	1	1	0	1	1	0											
55 Ramon Hernandez, R OBP: 0.250, SLG: 0.308		BB		F9				F8	HR	3	1	1	2	1	0	0											
2 Alex Gonzalez, R OBP: 0.160, SLG: 0.130		K		1B		F9		G5-3		4	0	1	0	0	1	3											
47 Johnny Cueto, R 57 Mike Lincoln, R 16 Darnell McDonald, R 52 Daniel Herrera, L 40 Nick Masset, R 17 Laynce Nix, L 48 Francisco Cordero, R		K		F9				G5-3		2	0	0	0	0	0	1	4										
<b>Inning Stats</b>	R: 0 E: 0 K: 0 S: 11	H: 1 LOB: 0 BB: 0 P: 16	R: 0 E: 0 K: 3 S: 19	H: 2 LOB: 3 BB: 1 P: 27	R: 0 E: 0 K: 0 S: 12	H: 1 LOB: 2 BB: 2 P: 21	R: 0 E: 0 K: 1 S: 14	H: 1 LOB: 1 BB: 0 P: 20	R: 0 E: 0 K: 0 S: 10	H: 0 LOB: 0 BB: 0 P: 13	R: 0 E: 0 K: 0 S: 9	H: 0 LOB: 0 BB: 0 P: 11	R: 0 E: 0 K: 0 S: 6	H: 0 LOB: 0 BB: 0 P: 7	R: 0 E: 0 K: 0 S: 10	H: 1 LOB: 1 BB: 0 P: 13	R: 2 E: 0 K: 1 S: 14	H: 1 LOB: 0 BB: 1 P: 24	1B: 4 2B: 2 3B: 0 HR: 1	SF: 0 SAC: 0 DP: 0 HBP: 0	WP: 0 PB: 0 SB: 0 CS: 1	PA: 36					
<b>PITCHER</b>	IP	WLS	BF	H	R	ER	SO	BB	IBB	HBP	BLK	WP	HR	S	P	ERA	WHIP										
44 Roy Oswalt, R ERA: 4.26	6.0		24	5	0	0	4	3	0	0	0	0	0	75	108	0.00	1.333										
29 Geoff Geary, R ERA: 3.95	1.0	H	3	0	0	0	0	0	0	0	0	0	0	6	7	0.00	0.000										
22 LaTroy Hawkins, R ERA: 3.6	1.0	H	4	1	0	0	0	0	0	0	0	0	0	10	13	0.00	1.000										
47 Jose Valverde, R ERA: 6.75	1.0	L	5	1	2	2	1	1	0	0	0	0	1	14	24	18.00	2.000										

Cincinnati Reds @ Houston Astros  
Minute Maid Park, Houston, TX  
Fri Apr 17 2009, 7:05 PM CDT  
Att: 32,268 - Roof Closed - 70 F


AB 32  
R 2  
H 7  
RBI 2  
BB 4  
SO 5  
LOB 12



Batter	1	2	3	4	5	6	7	8	9	AB	R	H	RBI	BB	SO	LOB	BOTTOM										
21 Michael Bourn, L OBP: 0.361, SLG: 0.355	K		F8		BB			FC1-6		3	0	0	0	1	1	1											
10 Miguel Tejada, R OBP: 0.415, SLG: 0.421	F8				BB			CS		4	0	2	0	0	0	0											
17 Lance Berkman, S OBP: 0.381, SLG: 0.455		BB			BB			F7		1	0	0	1	3	0	0											
45 Carlos Lee, R OBP: 0.205, SLG: 0.351					BB			P4		4	0	0	0	0	1	6											
47 Jose Valverde, R	K				FC6-4					0	0	0	0	0	0	0											
9 Hunter Pence, R OBP: 0.333, SLG: 0.556		F9			BB			G4-3		3	0	0	0	1	0	0											
27 Geoff Blum, S OBP: 0.333, SLG: 0.300		F7			P6			F9		4	0	1	0	0	0	2											
77 Ivan Rodriguez, R OBP: 0.243, SLG: 0.314		K			F9			G5-3		4	0	1	0	0	1	0											
31 Jason Smith, L					G6-3			F8		4	0	0	0	0	0	2											
44 Roy Oswalt, R 29 Geoff Geary, R 4 Jason Michaels, R 22 LaTroy Hawkins, R 2 Darin Erstad, L					F7			BB		1	1	0	0	1	0	0											
<b>Inning Stats</b>	R: 0 E: 0 K: 2 S: 12	H: 0 LOB: 1 BB: 1 P: 22	R: 0 E: 0 K: 1 S: 6	H: 0 LOB: 0 BB: 0 P: 8	R: 0 E: 0 K: 0 S: 5	H: 0 LOB: 0 BB: 0 P: 6	R: 0 E: 0 K: 0 S: 8	H: 1 LOB: 2 BB: 2 P: 20	R: 1 E: 0 K: 0 S: 17	H: 1 LOB: 3 BB: 3 P: 34	R: 0 E: 0 K: 0 S: 6	H: 0 LOB: 0 BB: 0 P: 10	R: 0 E: 0 K: 0 S: 8	H: 0 LOB: 0 BB: 1 P: 16	R: 0 E: 0 K: 0 S: 5	H: 0 LOB: 0 BB: 0 P: 9	R: 0 E: 0 K: 0 S: 12	H: 2 LOB: 1 BB: 0 P: 21	1B: 4 2B: 1 3B: 0 HR: 0	SF: 0 SAC: 0 DP: 2 HBP: 0	WP: 1 PB: 0 SB: 0 CS: 1	PA: 36					
<b>PITCHER</b>	IP	WLS	BF	H	R	ER	SO	BB	IBB	HBP	BLK	WP	HR	S	P	ERA	WHIP										
47 Johnny Cueto, R ERA: 4.22	4.2		21	2	1	1	3	6	0	0	0	0	0	8	12	0.00	0.000										
57 Mike Lincoln, R ERA: 17.36	1.1		4	0	0	0	0	0	0	0	0	0	0	8	14	0.00	1.500										
52 Daniel Herrera, L ERA: 5.4	0.2		3	0	0	0	0	1	0	0	0	0	0	8	14	0.00	1.500										
40 Nick Masset, R ERA: 1.8	1.1	W	3	0	0	0	0	0	0	0	0	0	0	5	11	0.00	0.000										
48 Francisco Cordero, R ERA: 1.8	1.0	S	4	2	0	0	0	0	0	0	0	0	0	12	21	0.00	2.000										

Cincinnati Reds @ Houston Astros  
Minute Maid Park, Houston, TX  
Fri Apr 17 2009, 7:05 PM CDT  
Att: 32,268 - Roof Closed - 70 F

AB 28  
R 1  
H 4  
RBI 1  
BB 7  
SO 3  
LOB 11





Batter	1	2	3	4	5	6	7	8	9	AB	R	H	RBI	BB	SO	LOB	TOP										
3 Willy Taveras, R OBP: 0.382, SLG: 0.357										4	0	0	0	0	1	0	<b>Cincinnati Reds @ Houston Astros</b> Minute Maid Park, Houston, TX Sat Apr 18 2009, 6:05 PM CDT Att: 30,141 - Roof Closed - 72 F  livebaseballscorecards.com  <b>AB 27</b> <b>R 0</b> <b>H 2</b> <b>RBI 0</b> <b>BB 3</b> <b>SO 10</b> <b>LOB 5</b>										
15 Jerry Hairston, R OBP: 0.280, SLG: 0.333										4	0	1	0	0	0	0											
19 Joey Votto, L OBP: 0.442, SLG: 0.615										4	0	1	0	0	1	1											
4 Brandon Phillips, R OBP: 0.366, SLG: 0.333										2	0	0	0	1	0	1											
28 Edwin Encarnación, R OBP: 0.400, SLG: 0.310										2	0	0	0	1	1	0											
17 Lance Nix, L OBP: 0.273, SLG: 0.400										3	0	0	0	0	3	2											
52 Daniel Herrera, L										0	0	0	0	0	0	0											
55 Ramón Hernández, R										2	0	0	0	1	1	0											
7 Paul Janish, R OBP: 0.286, SLG: 0.429										0	0	0	0	0	0	0											
2 Alex González, R OBP: 0.143, SLG: 0.115										3	0	0	0	0	1	1											
29 Ryan Hanigan, R OBP: 0.375, SLG: 0.286										0	0	0	0	0	0	0											
39 Aaron Harang, R										2	0	0	0	0	2	0											
51 Jared Burton, R										0	0	0	0	0	0	0											
21 Chris Dickerson, L OBP: 0.400, SLG: 0.474										1	0	0	0	0	0	0											
<b>Inning Stats</b>	R: 0 E: 0 K: 1 S: 10	H: 1 LOB: 0 BB: 0 P: 14	R: 0 E: 0 K: 2 S: 10	H: 0 LOB: 0 BB: 0 P: 14	R: 0 E: 0 K: 3 S: 9	H: 0 LOB: 0 BB: 0 P: 13	R: 0 E: 0 K: 0 S: 8	H: 1 LOB: 1 BB: 0 P: 13	R: 0 E: 0 K: 1 S: 10	H: 0 LOB: 0 BB: 0 P: 13	R: 0 E: 0 K: 1 S: 7	H: 0 LOB: 0 BB: 0 P: 10	R: 0 E: 0 K: 2 S: 15	H: 0 LOB: 2 BB: 2 P: 28	R: 0 E: 0 K: 0 S: 5	H: 0 LOB: 0 BB: 1 P: 9	R: 0 E: 0 K: 0 S: 5	H: 0 LOB: 0 BB: 1 P: 10	1B: 2 2B: 0 3B: 0 HR: 0	SF: 0 SAC: 0 DP: 2 HBP: 0	WP: 0 PB: 0 SB: 0 CS: 0	PA: 30					
<b>PITCHER</b>	IP	WLS	BF	H	R	ER	SO	BB	IBB	HBP	BLK	WP	HR	S	P	ERA	WHIP										
51 Wandy Rodríguez, L ERA: 1.89	7.0	W	24	2	0	0	10	2	0	0	0	0	0	69	105	0.00	0.571										
43 Chris Sampson, R ERA:	1.0		3	0	0	0	0	1	0	0	0	0	0	5	9	0.00	1.000										
39 Jeff Fulchino, R ERA:	1.0		3	0	0	0	0	0	0	0	0	0	0	5	10	0.00	0.000										

Batter	1	2	3	4	5	6	7	8	9	AB	R	H	RBI	BB	SO	LOB	BOTTOM										
21 Michael Bourn, L OBP: 0.341, SLG: 0.333										5	1	1	0	0	3	4	<b>Cincinnati Reds @ Houston Astros</b> Minute Maid Park, Houston, TX Sat Apr 18 2009, 6:05 PM CDT Att: 30,141 - Roof Closed - 72 F  livebaseballscorecards.com  <b>AB 37</b> <b>R 7</b> <b>H 13</b> <b>RBI 7</b> <b>BB 2</b> <b>SO 9</b> <b>LOB 20</b>										
10 Miguel Tejada, R OBP: 0.413, SLG: 0.405										4	2	1	0	0	0	1											
17 Lance Berkman, S OBP: 0.362, SLG: 0.405										4	1	0	0	1	1	2											
45 Carlos Lee, R OBP: 0.279, SLG: 0.425										3	2	3	1	1	0	0											
43 Chris Sampson, R										0	0	0	0	0	0	0											
4 Jason Michaels, R OBP: 0.182, SLG: 0.100										1	0	0	0	0	0	0											
39 Jeff Fulchino, R										0	0	0	0	0	0	0											
9 Hunter Pence, R OBP: 0.348, SLG: 0.550										4	0	2	1	0	1	4											
27 Geoff Blum, S OBP: 0.378, SLG: 0.382										4	1	3	3	0	0	2											
77 Ivan Rodríguez, R OBP: 0.288, SLG: 0.359										4	0	2	2	0	0	2											
31 Jason Smith, L										4	0	0	0	0	2	3											
51 Wandy Rodríguez, S										3	0	0	0	0	2	2											
2 Darin Erstad, L OBP: 0.288, SLG: 0.167										1	0	1	0	0	0	0											
<b>Inning Stats</b>	R: 2 E: 0 K: 2 S: 17	H: 4 LOB: 2 BB: 0 P: 25	R: 0 E: 0 K: 1 S: 7	H: 0 LOB: 0 BB: 0 P: 10	R: 0 E: 0 K: 0 S: 9	H: 2 LOB: 2 BB: 0 P: 12	R: 0 E: 0 K: 1 S: 10	H: 0 LOB: 0 BB: 0 P: 11	R: 1 E: 0 K: 0 S: 6	H: 2 LOB: 1 BB: 0 P: 10	R: 0 E: 1 K: 2 S: 13	H: 2 LOB: 2 BB: 0 P: 19	R: 4 E: 0 K: 3 S: 16	H: 3 LOB: 2 BB: 2 P: 31	R: 0 E: 0 K: 0 S: 4	H: 0 LOB: 0 BB: 0 P: 5	R: 0 E: 0 K: 0 S: 4	H: 0 LOB: 0 BB: 0 P: 5	1B: 10 2B: 3 3B: 0 HR: 0	SF: 0 SAC: 0 DP: 0 HBP: 1	WP: 1 PB: 0 SB: 3 CS: 0	PA: 40					
<b>PITCHER</b>	IP	WLS	BF	H	R	ER	SO	BB	IBB	HBP	BLK	WP	HR	S	P	ERA	WHIP										
39 Aaron Harang, R ERA: 2.7	6.0	L	30	10	5	5	6	1	0	1	0	0	0	62	93	7.50	1.833										
51 Jared Burton, R ERA: 11.81	1.0		7	3	2	2	3	1	0	0	0	0	0	16	25	18.00	4.000										
52 Daniel Herrera, L ERA: 4.15	1.0		3	0	0	0	0	0	0	0	0	0	0	4	5	0.00	0.000										







Batter	1	2	3	4	5	6	7	8	9	AB	R	H	RBI	BB	SO	LOB	TOP						
3 Willy Taveras, R OBP: 0.409, SLG: 0.371										5	2	2	0	0	1	1							
15 Jerry Hairston, R OBP: 0.296, SLG: 0.304										4	0	0	0	1	1	1							
19 Joey Votto, L OBP: 0.404, SLG: 0.563										5	1	2	2	0	2	0							
4 Brandon Phillips, R OBP: 0.306, SLG: 0.263										4	0	0	0	0	1	3							
28 Edwin Encarnación, R OBP: 0.396, SLG: 0.306										4	0	2	2	0	1	0							
16 Danell McDonald, R OBP: 0.438, SLG: 0.500										2	0	1	0	1	0	1							
21 Chris Dickerson, L OBP: 0.387, SLG: 0.391										4	0	1	0	0	1	3							
29 Ryan Hanigan, R OBP: 0.333, SLG: 0.273										3	1	2	0	0	0	2							
7 Paul Janish, R OBP: 0.455, SLG: 0.500										1	0	0	0	0	0	0							
61 Bronson Arroyo, R OBP: 0.379, SLG: 0.500										1	0	0	0	0	0	0							
17 Lance Nix, L OBP: 0.281, SLG: 0.538										1	0	0	0	0	1	2							
53 Arthur Rhodes, L OBP: 0.387, SLG: 0.391										0	0	0	0	0	0	0							
48 Francisco Cordero, R ERA: 1.5										0	0	0	0	0	0	0							
<b>Inning Stats</b>	R: 2 E: 0 K: 0 S: 13	H: 3 LOB: 1 BB: 0 P: 21	R: 0 E: 0 K: 0 S: 9	H: 1 LOB: 1 BB: 0 P: 15	R: 0 E: 0 K: 1 S: 11	H: 0 LOB: 0 BB: 0 P: 14	R: 0 E: 0 K: 1 S: 10	H: 2 LOB: 1 BB: 0 P: 13	R: 0 E: 0 K: 2 S: 9	H: 1 LOB: 0 BB: 1 P: 10	R: 2 E: 0 K: 1 S: 17	H: 3 LOB: 1 BB: 1 P: 21	R: 0 E: 0 K: 1 S: 10	H: 0 LOB: 2 BB: 1 P: 17	R: 0 E: 0 K: 1 S: 7	H: 0 LOB: 0 BB: 0 P: 9	1B: 9 2B: 1 3B: 0 HR: 0	SF: 0 SAC: 2 DP: 1 HBP: 1	WP: 0 PB: 0 SB: 0 CS: 0	PA: 39			
<b>PITCHER</b>	IP: 6.1 WLS: 0 BF: 27 ERA: 3.12	IP: 0.0 WLS: L BF: 2 ERA: 5.63	IP: 0.2 WLS: B BF: 2 ERA: 3.38	IP: 1.0 WLS: 5 BF: 0 ERA: 3.0	IP: 1.0 WLS: 3 BF: 0 ERA: 5.4	IP: 0.0 WLS: 0 BF: 0 ERA: 0.00	IP: 0.0 WLS: 0 BF: 0 ERA: 0.00	IP: 0.0 WLS: 0 BF: 0 ERA: 0.00	IP: 0.0 WLS: 0 BF: 0 ERA: 0.00	IP: 0.0 WLS: 0 BF: 0 ERA: 0.00	IP: 0.0 WLS: 0 BF: 0 ERA: 0.00	IP: 0.0 WLS: 0 BF: 0 ERA: 0.00	IP: 0.0 WLS: 0 BF: 0 ERA: 0.00	IP: 0.0 WLS: 0 BF: 0 ERA: 0.00	IP: 0.0 WLS: 0 BF: 0 ERA: 0.00	IP: 0.0 WLS: 0 BF: 0 ERA: 0.00	IP: 0.0 WLS: 0 BF: 0 ERA: 0.00	IP: 0.0 WLS: 0 BF: 0 ERA: 0.00	IP: 0.0 WLS: 0 BF: 0 ERA: 0.00	IP: 0.0 WLS: 0 BF: 0 ERA: 0.00	IP: 0.0 WLS: 0 BF: 0 ERA: 0.00	IP: 0.0 WLS: 0 BF: 0 ERA: 0.00	IP: 0.0 WLS: 0 BF: 0 ERA: 0.00

Cincinnati Reds @ Houston Astros  
Minute Maid Park, Houston, TX  
Mon Apr 20 2009, 7:05 PM CDT  
Att: 23,308 - Clear - 77 F

AB	33
R	4
H	10
RBI	4
BB	3
SO	8
LOB	13



Batter	1	2	3	4	5	6	7	8	9	AB	R	H	RBI	BB	SO	LOB	BOTTOM						
3 Kazuo Matsui, S OBP: 0.286, SLG: 0.375										3	0	1	0	0	1	1							
10 Miguel Tejada, R OBP: 0.416, SLG: 0.400										3	0	0	0	1	0	2							
17 Lance Berkman, S OBP: 0.375, SLG: 0.455										4	1	1	1	0	0	2							
45 Carlos Lee, R OBP: 0.308, SLG: 0.467										3	1	1	1	1	0	0							
9 Hunter Pence, R OBP: 0.382, SLG: 0.532										4	1	2	0	0	1	3							
27 Geoff Blum, S OBP: 0.400, SLG: 0.390										4	0	3	0	0	0	0							
77 Ivan Rodriguez, R OBP: 0.281, SLG: 0.341										4	0	1	1	0	0	3							
31 Jason Smith, L OBP: 0.222, SLG: 0.125										0	0	0	0	0	0	0							
21 Michael Bourn, L OBP: 0.340, SLG: 0.318										4	0	1	0	0	1	2							
11 Mike Hampton, R ERA: 4.15										1	0	0	0	0	0	1							
29 Geoff Geary, R ERA: 4.15										0	0	0	0	0	0	0							
48 Tim Byrdak, L ERA: 1.5										0	0	0	0	0	0	0							
22 LaTroy Hawkins, R ERA: 3.0										1	0	1	0	0	0	0							
47 Jose Valverde, R ERA: 1.5										0	0	0	0	0	0	0							
2 Dann Erstad, L ERA: 1.5										1	0	0	0	0	0	1							
<b>Inning Stats</b>	R: 0 E: 0 K: 1 S: 7	H: 0 LOB: 0 BB: 0 P: 12	R: 1 E: 0 K: 0 S: 9	H: 2 LOB: 0 BB: 0 P: 16	R: 0 E: 0 K: 0 S: 9	H: 1 LOB: 0 BB: 0 P: 13	R: 0 E: 0 K: 0 S: 5	H: 0 LOB: 0 BB: 0 P: 7	R: 0 E: 0 K: 1 S: 7	H: 1 LOB: 0 BB: 0 P: 9	R: 2 E: 0 K: 0 S: 11	H: 4 LOB: 1 BB: 0 P: 14	R: 0 E: 0 K: 0 S: 5	H: 1 LOB: 0 BB: 0 P: 10	R: 0 E: 0 K: 1 S: 13	H: 1 LOB: 3 BB: 2 P: 25	R: 0 E: 0 K: 0 S: 9	H: 1 LOB: 1 BB: 0 P: 16	1B: 8 2B: 1 3B: 0 HR: 2	SF: 0 SAC: 2 DP: 2 HBP: 0	WP: 0 PB: 0 SB: 0 CS: 1	PA: 37	
<b>PITCHER</b>	IP: 7.0 WLS: W BF: 26 ERA: 4.15	IP: 1.0 WLS: H BF: 6 ERA: 1.5	IP: 1.0 WLS: S BF: 4 ERA: 1.5	IP: 0.0 WLS: 0 BF: 0 ERA: 0.00	IP: 0.0 WLS: 0 BF: 0 ERA: 0.00	IP: 0.0 WLS: 0 BF: 0 ERA: 0.00	IP: 0.0 WLS: 0 BF: 0 ERA: 0.00	IP: 0.0 WLS: 0 BF: 0 ERA: 0.00	IP: 0.0 WLS: 0 BF: 0 ERA: 0.00	IP: 0.0 WLS: 0 BF: 0 ERA: 0.00	IP: 0.0 WLS: 0 BF: 0 ERA: 0.00	IP: 0.0 WLS: 0 BF: 0 ERA: 0.00	IP: 0.0 WLS: 0 BF: 0 ERA: 0.00	IP: 0.0 WLS: 0 BF: 0 ERA: 0.00	IP: 0.0 WLS: 0 BF: 0 ERA: 0.00	IP: 0.0 WLS: 0 BF: 0 ERA: 0.00	IP: 0.0 WLS: 0 BF: 0 ERA: 0.00	IP: 0.0 WLS: 0 BF: 0 ERA: 0.00	IP: 0.0 WLS: 0 BF: 0 ERA: 0.00	IP: 0.0 WLS: 0 BF: 0 ERA: 0.00	IP: 0.0 WLS: 0 BF: 0 ERA: 0.00	IP: 0.0 WLS: 0 BF: 0 ERA: 0.00	IP: 0.0 WLS: 0 BF: 0 ERA: 0.00

Cincinnati Reds @ Houston Astros  
Minute Maid Park, Houston, TX  
Mon Apr 20 2009, 7:05 PM CDT  
Att: 23,308 - Clear - 77 F

AB	32
R	3
H	11
RBI	3
BB	2
SO	3
LOB	15





Batter	1	2	3	4	5	6	7	8	9	AB	R	H	RBI	BB	SO	LOB	TOP			
3 Willy Taveras, R OBP: 0.396, SLG: 0.359										4	0	1	0	0	1	0	<b>Cincinnati Reds @ Chicago Cubs</b> Wrigley Field, Chicago, IL Tue Apr 21 2009, 7:05 PM CDT Att: 38,403 - Cloudy - 40 F			
21 Chris Dickerson, L OBP: 0.371, SLG: 0.370										4	0	1	0	0	1	2				
19 Joey Votto, L OBP: 0.411, SLG: 0.540										2	1	0	0	2	1	0				
4 Brandon Phillips, R OBP: 0.283, SLG: 0.238										4	0	0	0	0	1	3				
32 Jay Bruce, L OBP: 0.286, SLG: 0.395										4	1	2	2	0	1	2				
28 Edwin Encarnación, R OBP: 0.366, SLG: 0.275										4	0	0	0	0	2	1				
55 Ramon Hernandez, R OBP: 0.256, SLG: 0.306										4	0	1	0	0	0	0				
2 Alex Gonzalez, R OBP: 0.171, SLG: 0.156										3	0	1	0	1	1	1				
33 Micah Owings, R OBP: 0.286, SLG: 0.271										2	0	0	0	0	2	1				
57 Mike Lincoln, R OBP: 0.233, SLG: 0.150										0	0	0	0	0	0	0				
52 Daniel Herrera, L OBP: 0.223, SLG: 0.125										0	0	0	0	0	0	0				
17 Laynce Nix, L OBP: 0.223, SLG: 0.125										0	0	0	0	0	0	0				
51 Jared Burton, R OBP: 0.206, SLG: 0.282										0	0	0	0	0	0	0				
15 Jerry Hairston, R OBP: 0.206, SLG: 0.282										0	0	0	0	0	0	0				
<b>Inning Stats</b>	R: 0 E: 0 K: 1 S: 7	H: 0 LOB: 0 BB: 0 P: 11	R: 1 E: 0 K: 1 S: 9	H: 1 LOB: 1 BB: 0 P: 14	R: 0 E: 0 K: 2 S: 8	H: 0 LOB: 0 BB: 0 P: 14	R: 1 E: 0 K: 2 S: 16	H: 1 LOB: 1 BB: 1 P: 25	R: 0 E: 0 K: 1 S: 11	H: 0 LOB: 0 BB: 0 P: 11	R: 0 E: 0 K: 1 S: 9	H: 1 LOB: 2 BB: 1 P: 18	R: 0 E: 0 K: 2 S: 10	H: 1 LOB: 1 BB: 0 P: 20	R: 0 E: 0 K: 1 S: 11	H: 1 LOB: 1 BB: 0 P: 16	1B: 3 2B: 2 3B: 0 HR: 1	SF: 0 SAC: 0 DP: 0 HBP: 0	WP: 1 PB: 0 SB: 1 CS: 0	PA: 36
<b>PITCHER</b>	IP WLS BF H R ER SO BB IBB HBP BLK WP HR S P ERA WHIP																			
40 Rich Harden, R ERA: 4.2	6.0 W 23 3 2 2 8 2 0 0 0 0 0 1 60 92 3.00 0.833																			
47 Aaron Heilman, R ERA: 1.04	1.0 4 1 0 0 1 0 0 0 0 0 0 0 11 18 0.00 1.000																			
48 Neal Cotts, L ERA: 3.0	0.1 3 1 0 0 1 1 0 0 0 0 0 0 6 13 0.00 6.000																			
49 Carlos Marmol, R ERA: 1.23	0.2 2 0 0 0 1 0 0 0 0 0 1 0 4 7 0.00 0.000																			
51 Luis Vizcaino, R ERA:	1.0 4 1 0 0 1 0 0 0 0 0 0 0 11 16 0.00 1.000																			

AB	33
R	2
H	6
RBI	2
BB	3
SO	12
LOB	12



Batter	1	2	3	4	5	6	7	8	9	AB	R	H	RBI	BB	SO	LOB	BOTTOM			
12 Alfonso Soriano, R OBP: 0.393, SLG: 0.635										4	2	1	0	1	2	5	<b>Cincinnati Reds @ Chicago Cubs</b> Wrigley Field, Chicago, IL Tue Apr 21 2009, 7:05 PM CDT Att: 38,403 - Cloudy - 40 F			
1 Kosuke Fukudome, L OBP: 0.491, SLG: 0.714										2	2	0	0	2	1	3				
25 Derrek Lee, R OBP: 0.276, SLG: 0.320										4	1	0	0	1	0	5				
6 Micah Hoffpauir, L OBP: 0.389, SLG: 0.688										1	1	1	2	1	0	0				
9 Reed Johnson, R OBP: 0.400, SLG: 0.294										2	0	0	0	0	1	3				
16 Aramis Ramirez, R OBP: 0.391, SLG: 0.614										5	1	3	3	0	1	1				
17 Mike Fontenot, L OBP: 0.397, SLG: 0.333										3	0	0	0	1	0	2				
18 Geovany Soto, R OBP: 0.321, SLG: 0.136										3	0	1	1	1	0	2				
2 Ryan Theriot, R OBP: 0.471, SLG: 0.523										4	0	2	1	0	1	3				
40 Rich Harden, L OBP: 0.333, SLG: 0.333										2	0	1	0	0	0	0				
47 Aaron Heilman, R ERA: 1.56										1	0	0	0	0	0	0				
7 Aaron Miles, S OBP: 0.223, SLG: 0.125										0	0	0	0	0	0	0				
48 Neal Cotts, L ERA: 3.6										0	0	0	0	0	0	0				
49 Carlos Marmol, R ERA: 8.59										0	0	0	0	0	0	0				
51 Luis Vizcaino, R ERA: 8.59										0	0	0	0	0	0	0				
<b>Inning Stats</b>	R: 0 E: 0 K: 1 S: 11	H: 0 LOB: 0 BB: 0 P: 13	R: 2 E: 0 K: 1 S: 22	H: 4 LOB: 3 BB: 1 P: 32	R: 0 E: 0 K: 0 S: 4	H: 0 LOB: 0 BB: 1 P: 8	R: 0 E: 0 K: 1 S: 7	H: 0 LOB: 0 BB: 0 P: 10	R: 3 E: 1 K: 0 S: 19	H: 1 LOB: 3 BB: 3 P: 40	R: 2 E: 0 K: 2 S: 17	H: 2 LOB: 2 BB: 1 P: 27	R: 0 E: 0 K: 2 S: 21	H: 2 LOB: 3 BB: 1 P: 33	R: 0 E: 0 K: 1 S: 12	H: 0 LOB: 0 BB: 0 P: 15	1B: 7 2B: 1 3B: 0 HR: 1	SF: 1 SAC: 0 DP: 1 HBP: 2	WP: 0 PB: 0 SB: 0 CS: 0	PA: 42
<b>PITCHER</b>	IP WLS BF H R ER SO BB IBB HBP BLK WP HR S P ERA WHIP																			
33 Micah Owings, R ERA: 5.99	4.2 L 23 5 5 2 3 4 0 0 0 0 0 0 10 24 3.86 1.929																			
57 Mike Lincoln, R ERA: 18.56	0.2 7 1 2 2 1 2 0 2 0 0 0 0 10 24 27.00 4.500																			
52 Daniel Herrera, L ERA: 3.6	0.2 3 1 0 0 1 0 0 0 0 0 0 0 9 12 0.00 1.500																			
51 Jared Burton, R ERA: 8.59	2.0 9 2 0 0 3 1 0 0 0 0 0 0 33 48 0.00 1.500																			

AB	32
R	7
H	9
RBI	7
BB	7
SO	8
LOB	26





Batter	1	2	3	4	5	6	7	8	9	AB	R	H	RBI	BB	SO	LOB	TOP					
3 Willy Taveras, R OBP: 0.373, SLG: 0.341										2	0	0	1	0	1	0						
15 Jerry Hairston, R OBP: 0.291, SLG: 0.286										4	1	1	0	0	0	3						
19 Joey Volto, L OBP: 0.400, SLG: 0.537										4	0	1	1	0	0	0						
28 Edwin Encarnación, R OBP: 0.339, SLG: 0.250										4	0	0	0	0	2	1						
32 Jay Bruce, L OBP: 0.304, SLG: 0.476										4	1	2	1	0	0	0						
4 Brandon Phillips, R OBP: 0.298, SLG: 0.261										4	0	2	0	0	0	0						
55 Ramon Hernandez, R										4	0	0	0	0	0	3						
2 Alex Gonzalez, R OBP: 0.179, SLG: 0.167										4	1	1	0	0	0	1						
47 Johnny Cueto, R OBP: 0.400, SLG: 0.400										2	0	2	0	0	0	0						
17 Laynce Nix, L OBP: 0.313, SLG: 0.467										1	0	0	0	0	0	0						
25 David Weathers, R										0	0	0	0	0	0	0						
21 Chris Dickerson, L OBP: 0.361, SLG: 0.357										1	0	0	0	0	1	1						
48 Francisco Cordero, R										0	0	0	0	0	0	0						
<b>Inning Stats</b>	R: 0 E: 0 K: 1 S: 10	H: 0 LOB: 0 BB: 0 P: 14	R: 0 E: 0 K: 0 S: 5	H: 0 LOB: 0 BB: 0 P: 7	R: 1 E: 1 K: 0 S: 11	H: 2 LOB: 1 BB: 0 P: 20	R: 0 E: 0 K: 0 S: 14	H: 2 LOB: 2 BB: 0 P: 20	R: 0 E: 1 K: 0 S: 12	H: 1 LOB: 1 BB: 0 P: 16	R: 0 E: 0 K: 1 S: 9	H: 0 LOB: 0 BB: 0 P: 12	R: 0 E: 0 K: 0 S: 6	H: 0 LOB: 0 BB: 0 P: 7	R: 1 E: 0 K: 1 S: 15	H: 2 LOB: 1 BB: 0 P: 22	R: 1 E: 0 K: 1 S: 15	H: 2 LOB: 1 BB: 0 P: 24	1B: 7 2B: 1 3B: 0 HR: 1	SF: 1 SAC: 1 DP: 1 HBP: 0	WP: 0 PB: 0 SB: 1 CS: 0	PA: 36
<b>PITCHER</b>	IP WLS BF H R ER SO BB IBB HBP BLK WP HR S P ERA WHIP																					
30 Ted Lilly, L ERA: 2.41	7.0 L 26 5 1 0 2 0 0 0 0 0 0 0 67 96 0.00 0.714																					
37 Angel Guzman, R ERA: 5.97	1.0 5 2 1 1 1 0 0 0 0 0 0 0 15 22 9.00 2.000																					
63 Kevin Gregg, R ERA: 6.43	1.0 5 2 1 1 1 0 0 0 0 0 0 1 15 24 9.00 2.000																					

Cincinnati Reds @ Chicago Cubs  
Wrigley Field, Chicago, IL  
Wed Apr 22 2009, 7:05 PM CDT  
Att: 38,738 - Partly Cloudy - 45 F

AB	34
R	3
H	9
RBI	3
BB	0
SO	4
LOB	9



Batter	1	2	3	4	5	6	7	8	9	AB	R	H	RBI	BB	SO	LOB	BOTTOM					
12 Alfonso Soriano, R OBP: 0.400, SLG: 0.625										4	0	2	0	0	0	0						
1 Kosuke Fukudome, L OBP: 0.475, SLG: 0.674										4	0	1	0	0	1	2						
25 Derrek Lee, R OBP: 0.290, SLG: 0.333										4	0	2	0	0	0	1						
21 Milton Bradley, S OBP: 0.267, SLG: 0.174										4	0	0	0	0	3	3						
16 Aramis Ramirez, R OBP: 0.400, SLG: 0.596										3	0	1	0	0	0	2						
18 Geovany Soto, R OBP: 0.281, SLG: 0.115										4	0	0	0	0	0	3						
2 Ryan Theriot, R OBP: 0.436, SLG: 0.479										4	0	0	0	0	1	3						
7 Aaron Miles, S OBP: 0.190, SLG: 0.105										3	0	0	0	0	0	0						
30 Ted Lilly, L										2	0	0	0	0	0	0						
37 Angel Guzman, R										0	0	0	0	0	0	0						
17 Mike Fontenot, L OBP: 0.360, SLG: 0.325										1	0	0	0	0	0	0						
63 Kevin Gregg, R										0	0	0	0	0	0	0						
<b>Inning Stats</b>	R: 0 E: 0 K: 1 S: 15	H: 2 LOB: 2 BB: 0 P: 23	R: 0 E: 0 K: 0 S: 13	H: 0 LOB: 0 BB: 0 P: 17	R: 0 E: 0 K: 0 S: 9	H: 0 LOB: 0 BB: 0 P: 17	R: 0 E: 0 K: 1 S: 8	H: 1 LOB: 2 BB: 0 P: 16	R: 0 E: 0 K: 0 S: 7	H: 1 LOB: 1 BB: 0 P: 10	R: 0 E: 0 K: 1 S: 10	H: 0 LOB: 0 BB: 0 P: 16	R: 0 E: 0 K: 0 S: 6	H: 0 LOB: 0 BB: 0 P: 9	R: 0 E: 0 K: 1 S: 9	H: 1 LOB: 1 BB: 0 P: 15	R: 0 E: 0 K: 1 S: 7	H: 1 LOB: 1 BB: 0 P: 12	1B: 6 2B: 0 3B: 0 HR: 0	SF: 0 SAC: 0 DP: 0 HBP: 1	WP: 0 PB: 0 SB: 0 CS: 0	PA: 34
<b>PITCHER</b>	IP WLS BF H R ER SO BB IBB HBP BLK WP HR S P ERA WHIP																					
47 Johnny Cueto, R ERA: 2.55	7.0 W 26 4 0 0 3 0 0 0 0 0 0 0 9 15 0.00 1.000																					
25 David Weathers, R	1.0 H 4 1 0 0 1 0 0 0 0 0 0 0 9 15 0.00 1.000																					
48 Francisco Cordero, R ERA: 1.29	1.0 S 4 1 0 0 1 0 0 0 0 0 0 0 7 12 0.00 1.000																					

Cincinnati Reds @ Chicago Cubs  
Wrigley Field, Chicago, IL  
Wed Apr 22 2009, 7:05 PM CDT  
Att: 38,738 - Partly Cloudy - 45 F

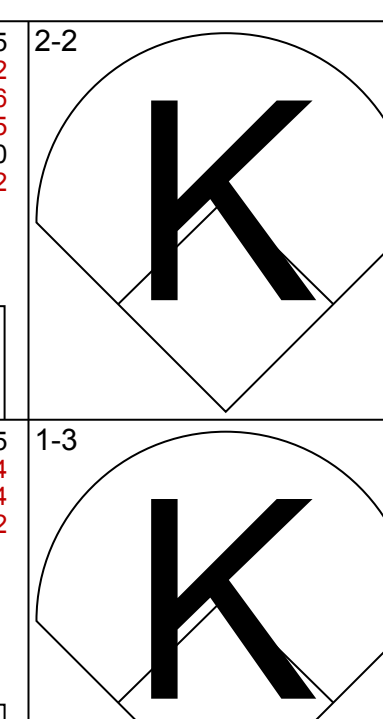
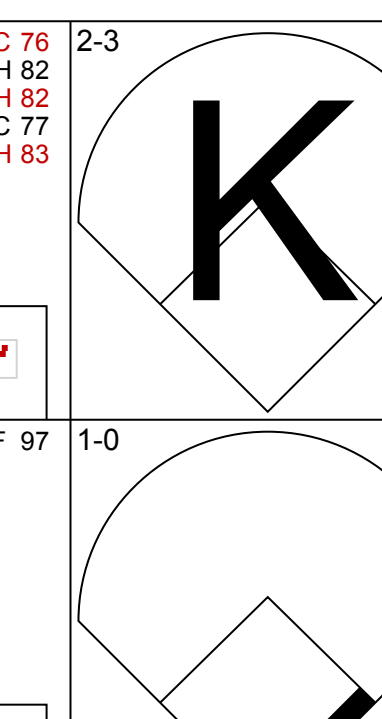
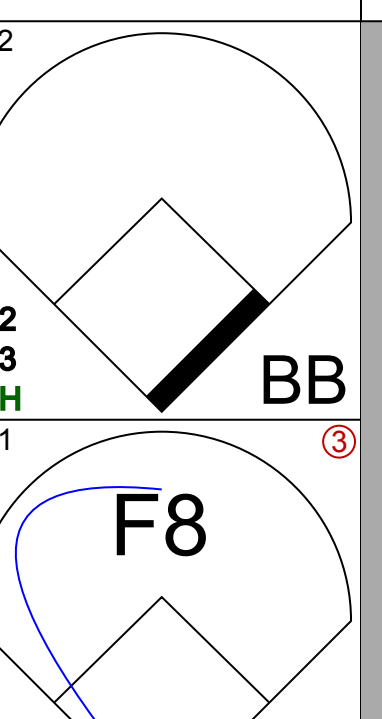
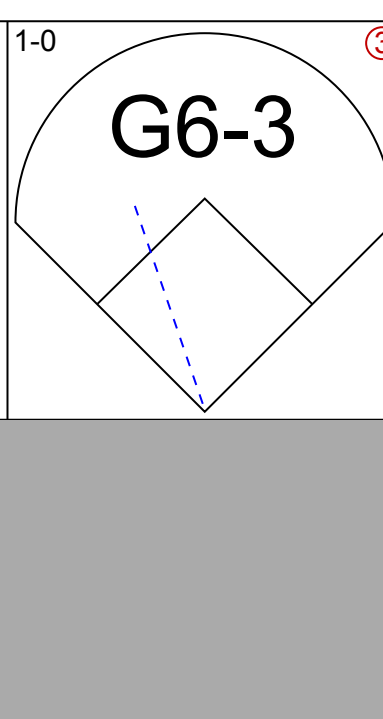
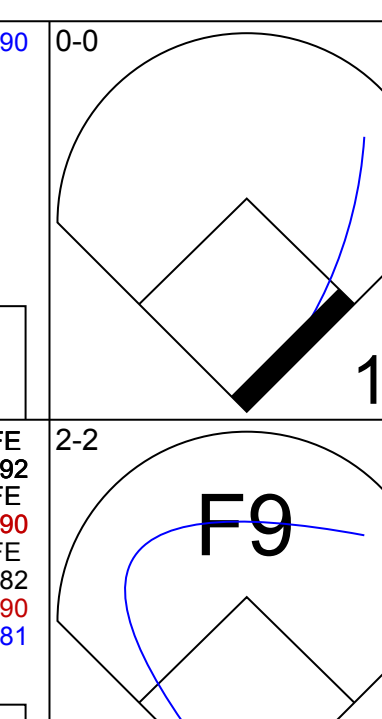
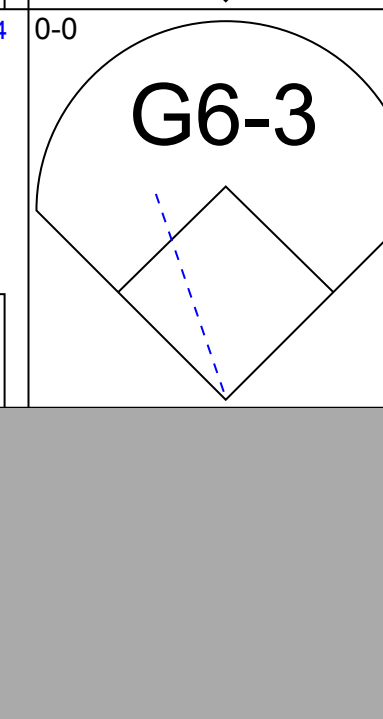
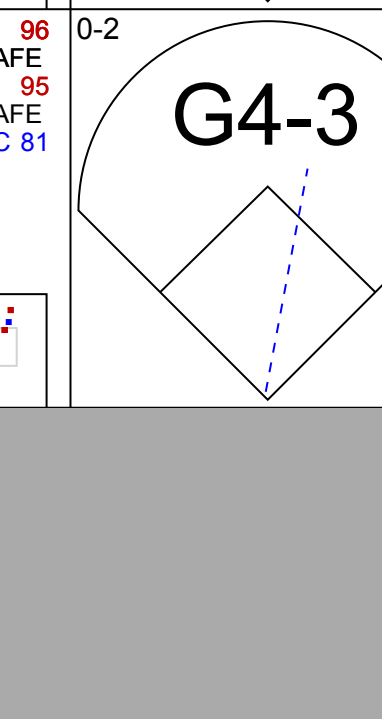
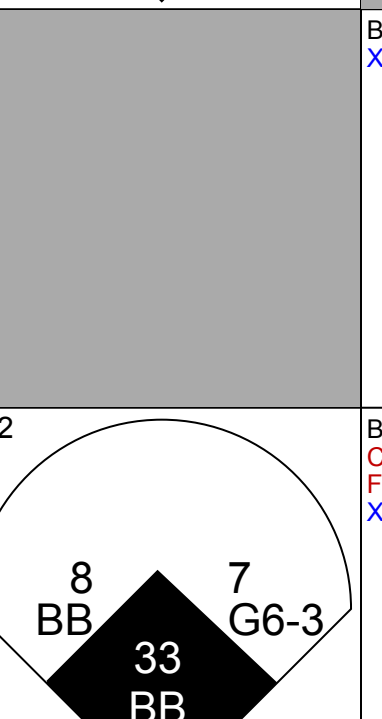
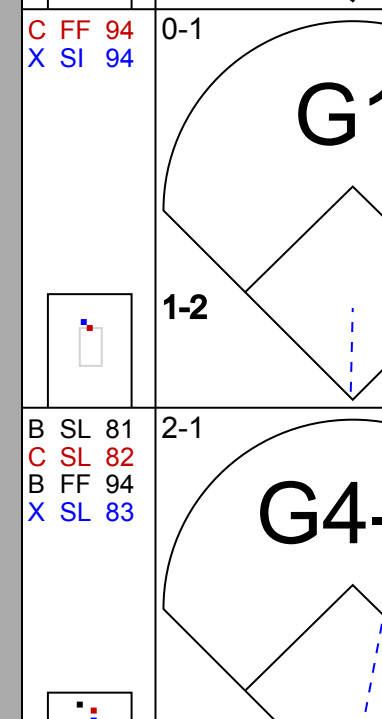



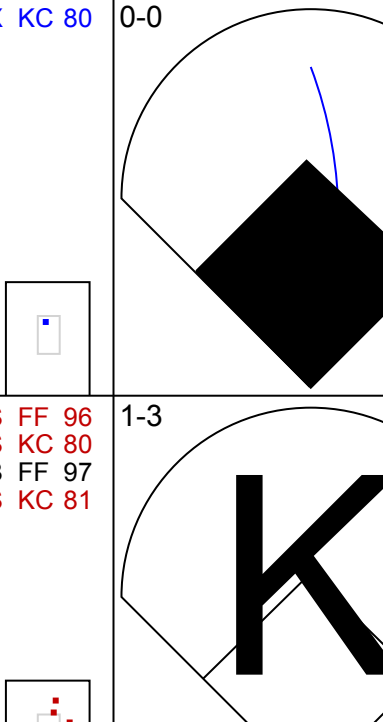
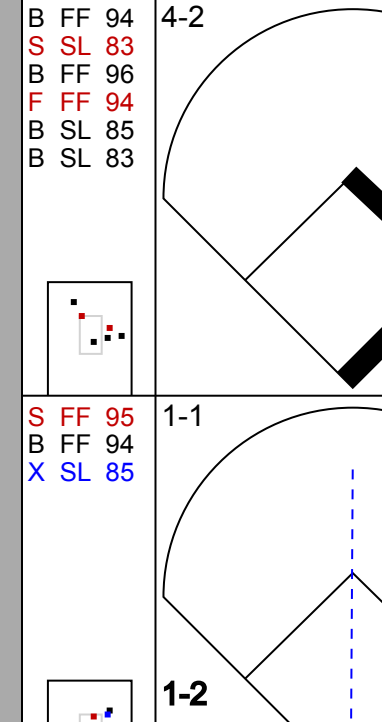
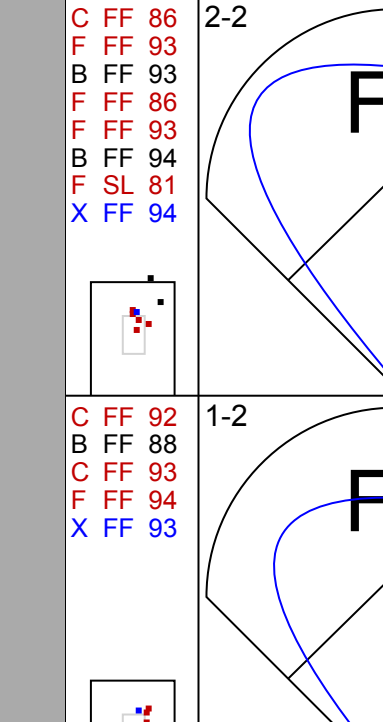


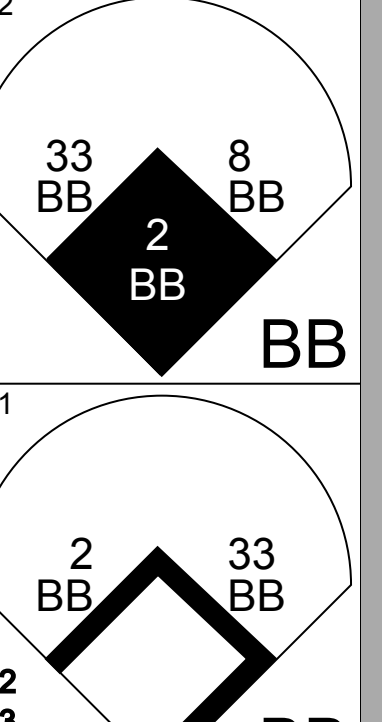

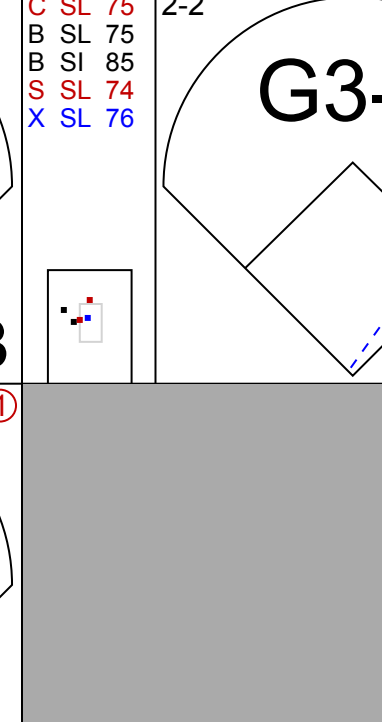
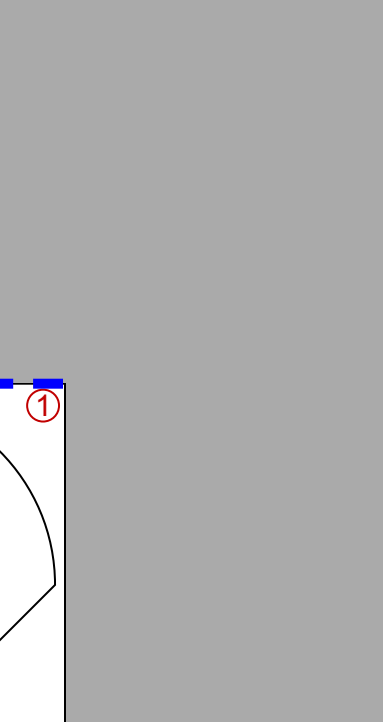
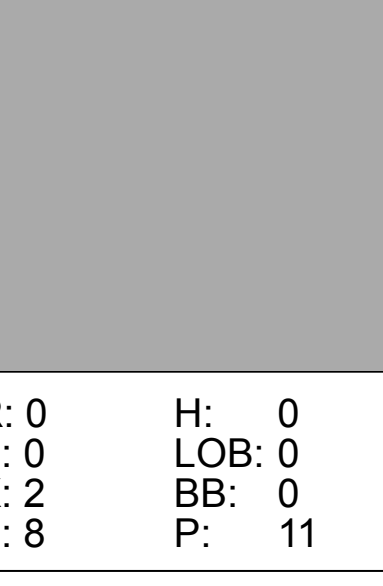
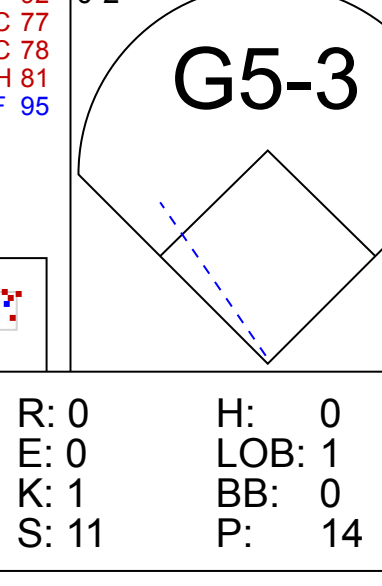
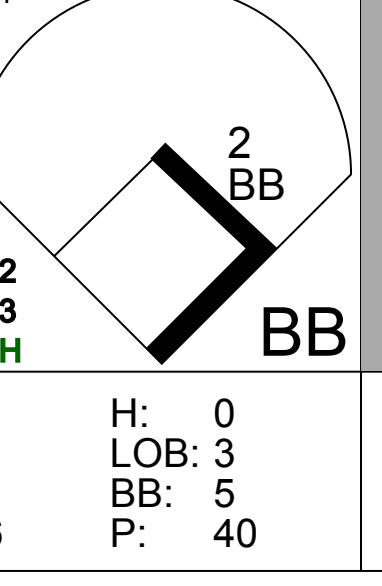
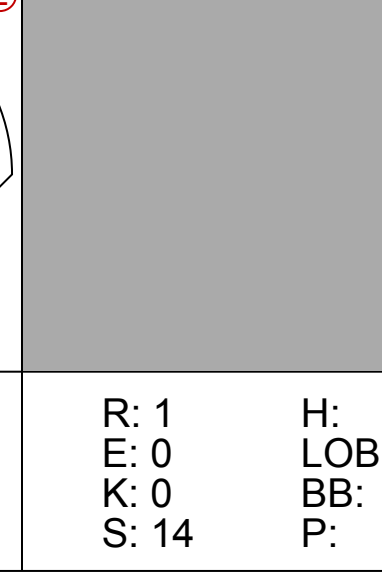
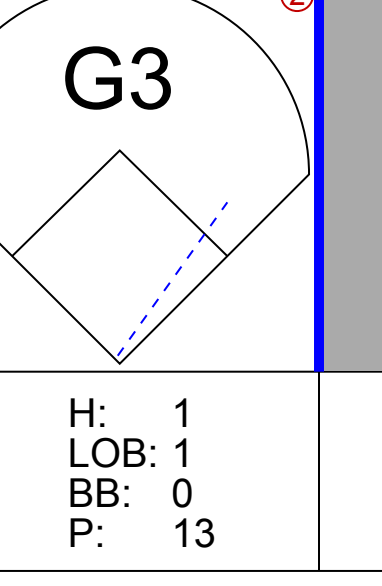
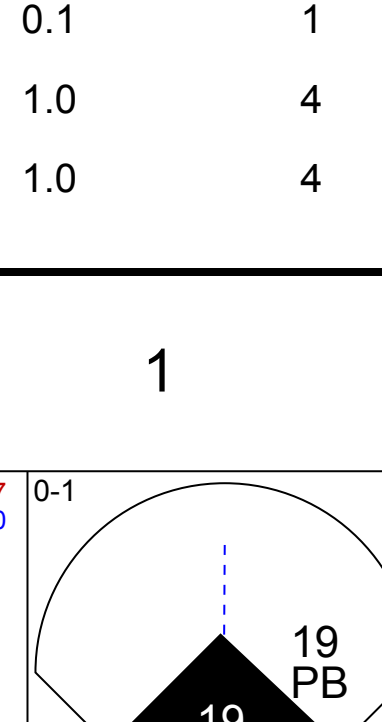
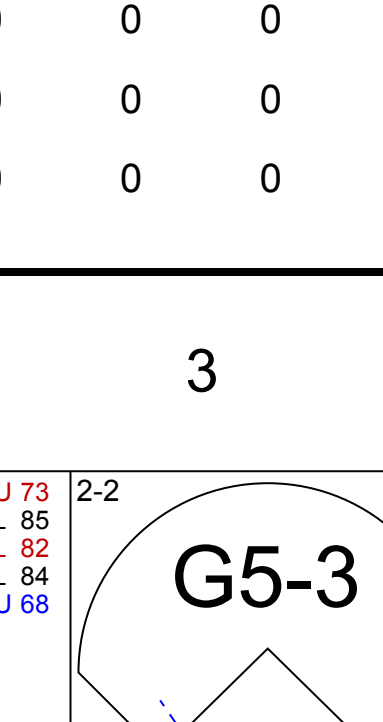
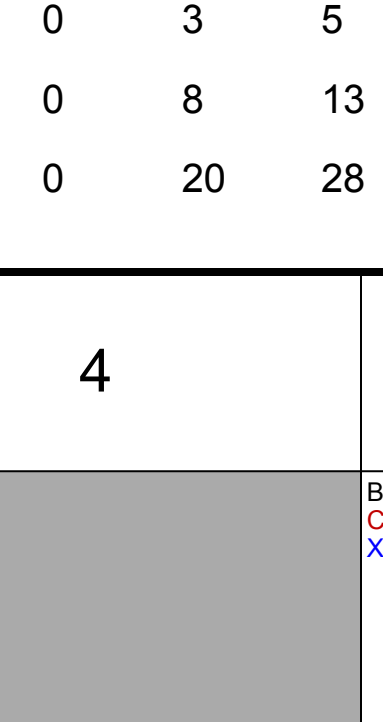
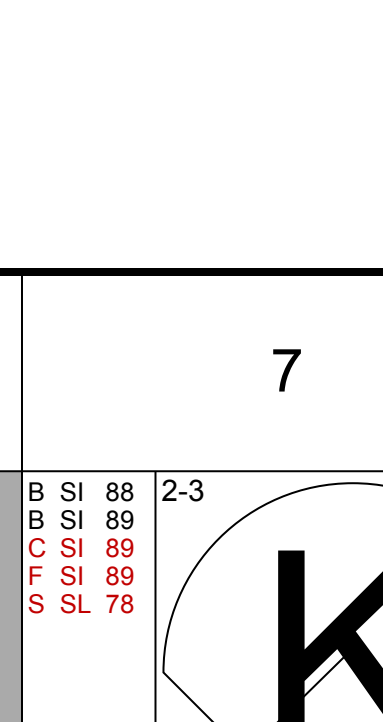
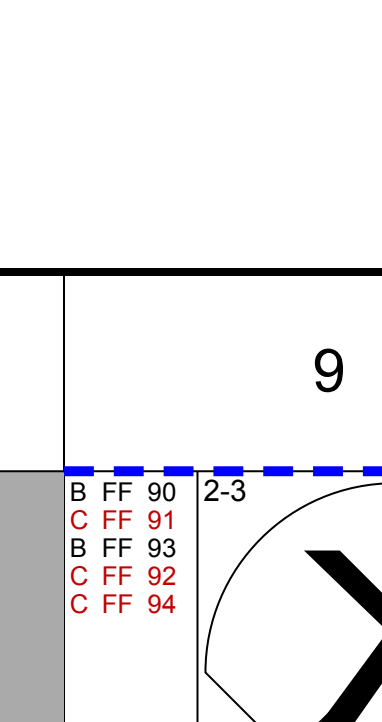
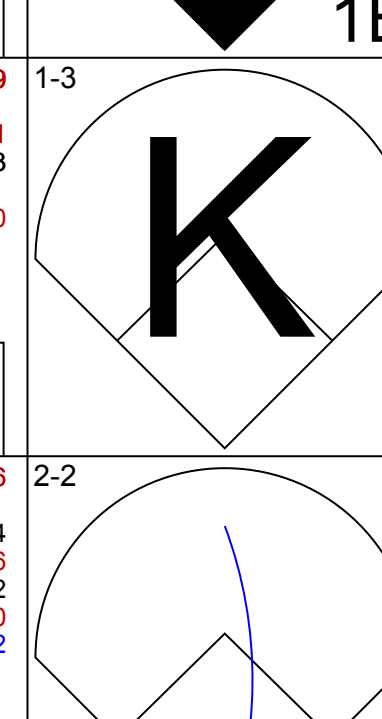
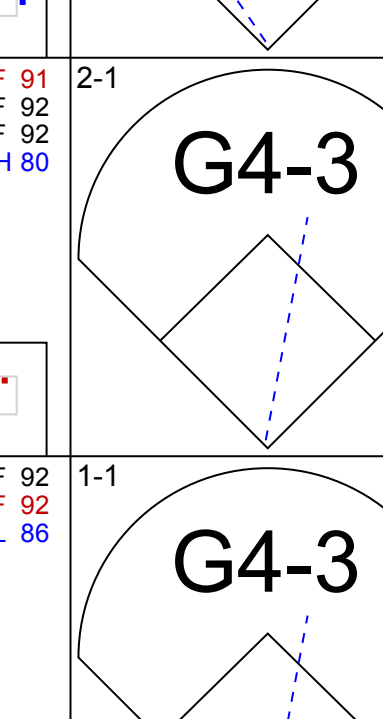

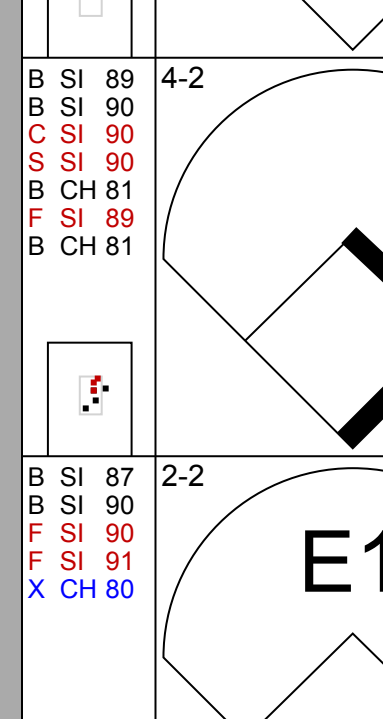
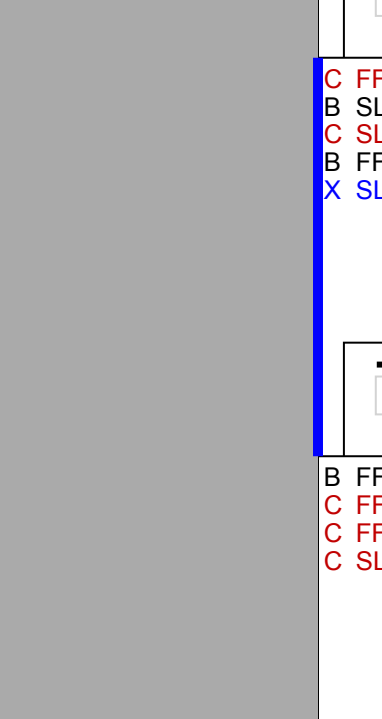
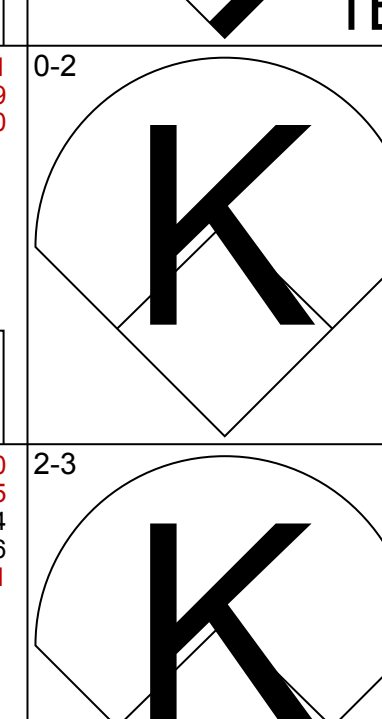

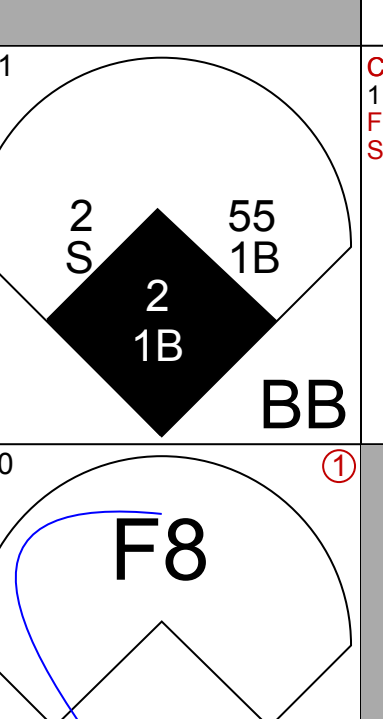
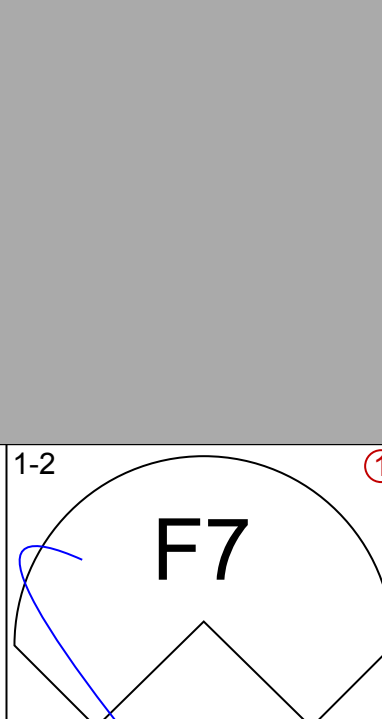
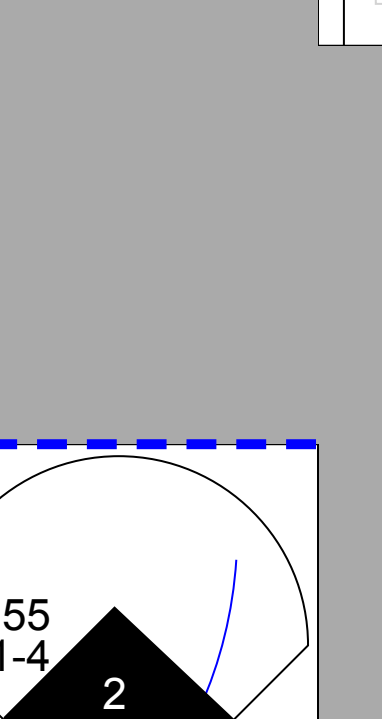

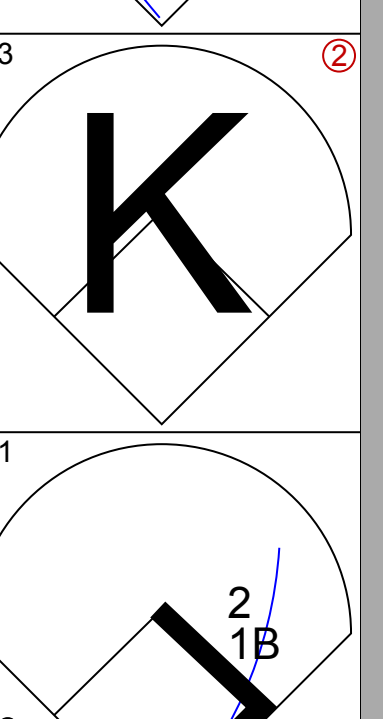
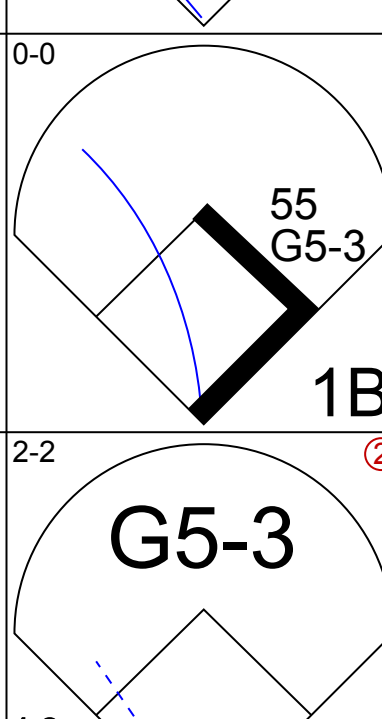
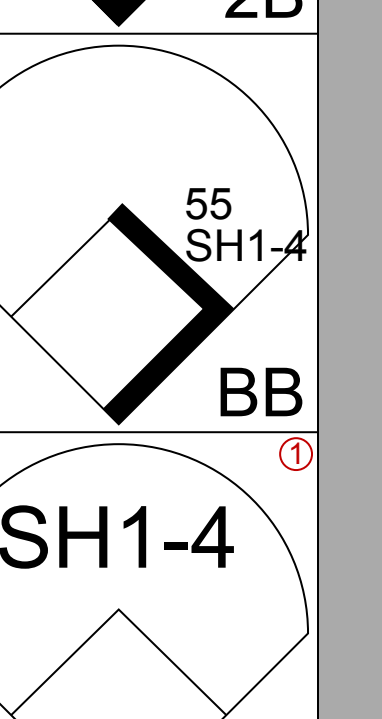
AB	33
R	0
H	6
RBI	0
BB	0
SO	5
LOB	14







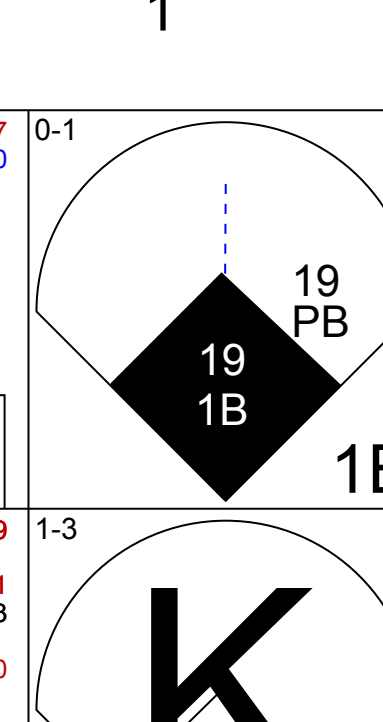
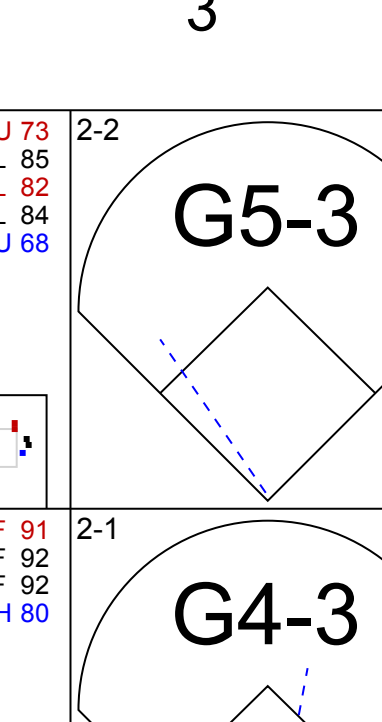
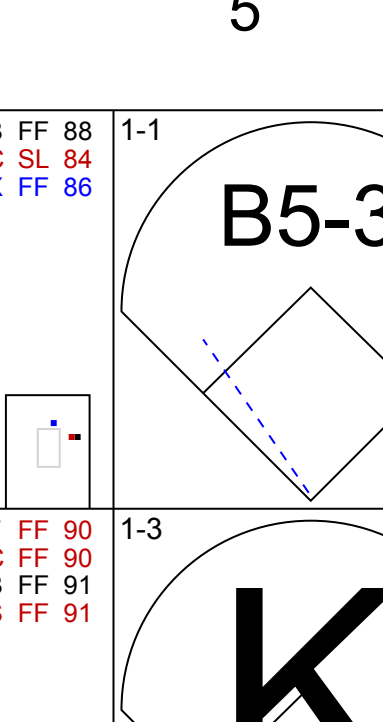
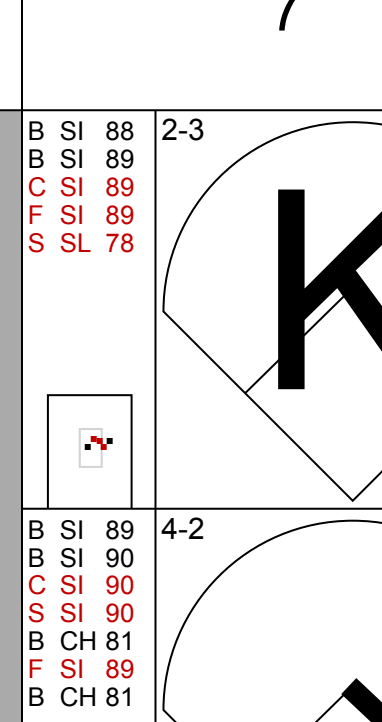
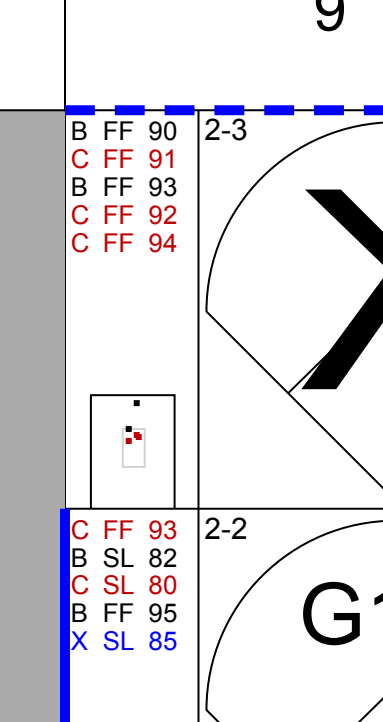
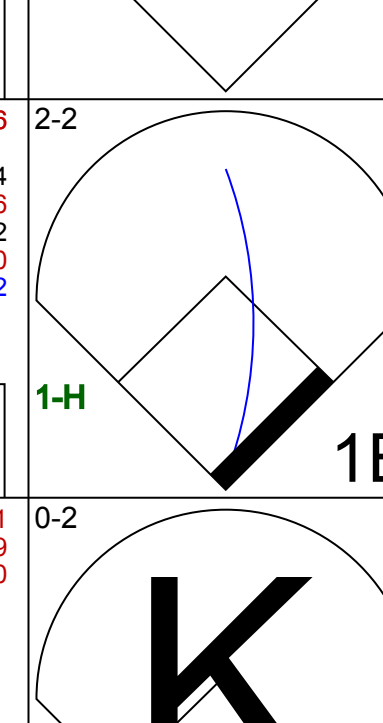
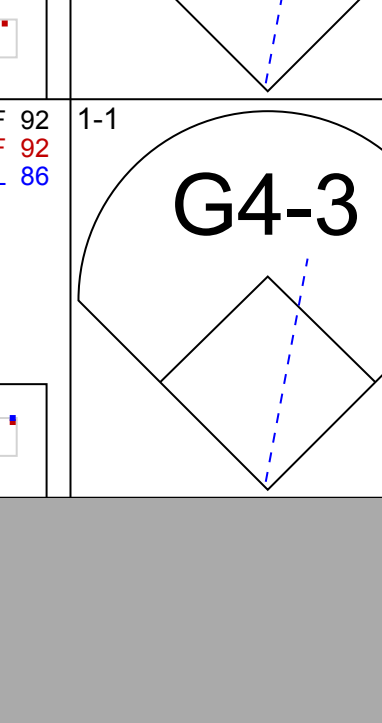
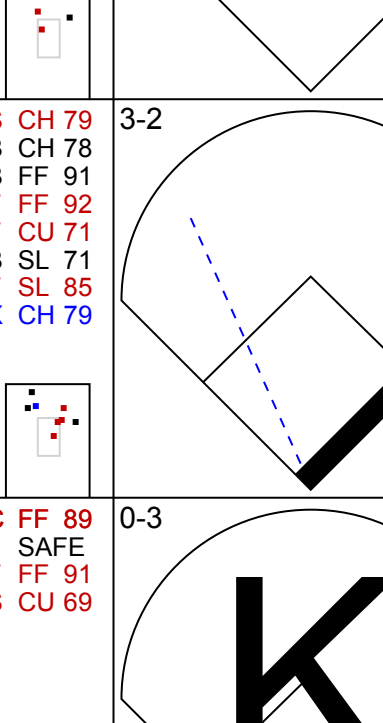
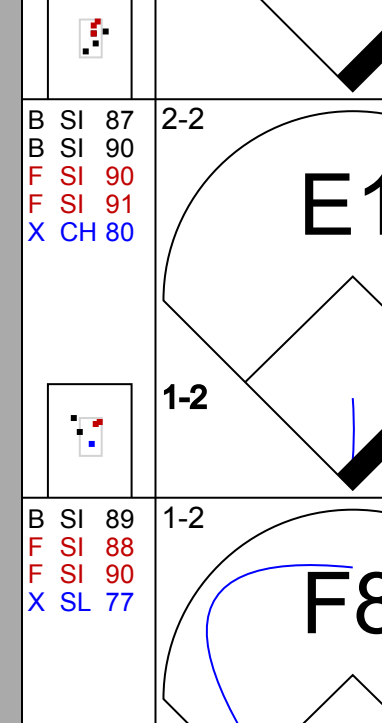
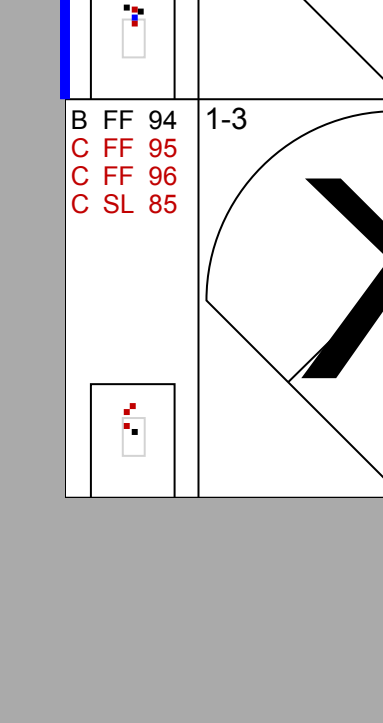









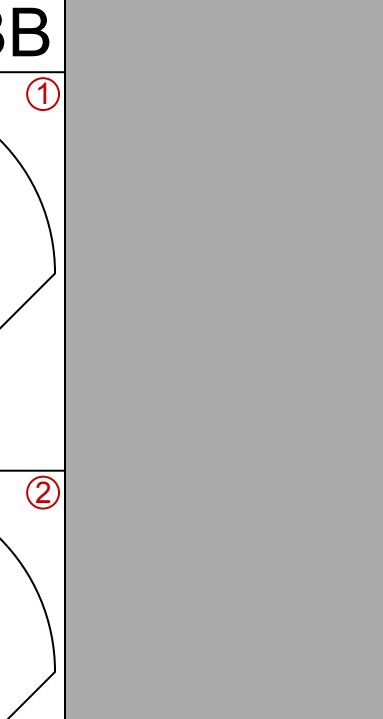

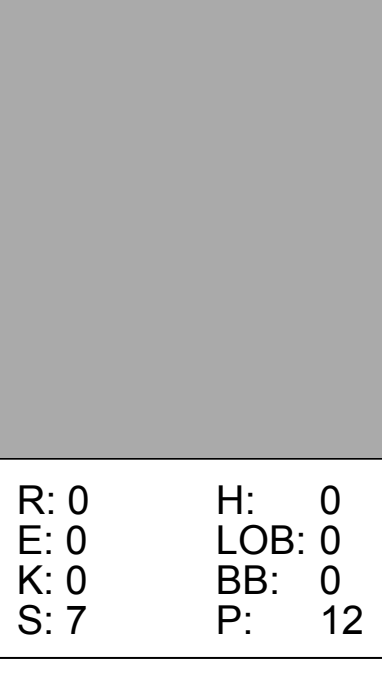
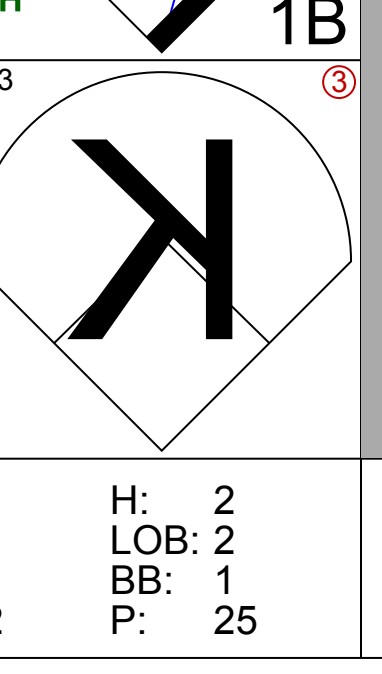

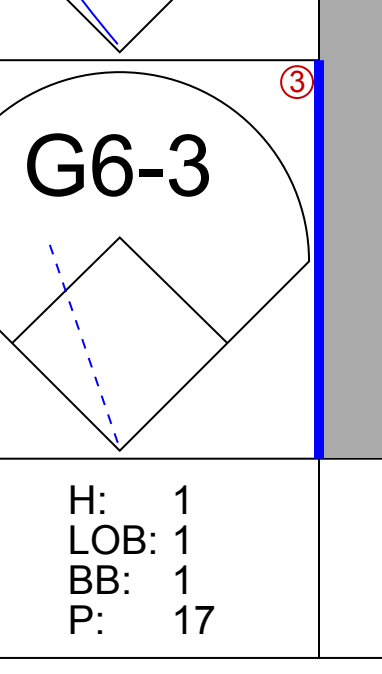







Batter	1	2	3	4	5	6	7	8	9	AB	R	H	RBI	BB	SO	LOB	TOP					
2 Kelly Johnson, L (1,4) OBP: 0.323, SLG: 0.456										4	0	1	1	1	2	1						
19 Yunel Escobar, R (1,6) OBP: 0.316, SLG: 0.365										3	1	0	0	1	1	4						
10 Chipper Jones, S (1,5) OBP: 0.354, SLG: 0.442											5	0	0	0	0	2						
22 Casey Kotchman, L (1,3) OBP: 0.381, SLG: 0.400											4	1	1	0	1	1						
7 Jeff Francoeur, R (1,9) OBP: 0.348, SLG: 0.508										3	1	1	1	2	0	2						
23 Matt Diaz, R (1,7) OBP: 0.348, SLG: 0.474											4	0	1	1	1	2						
24 Jordan Schafer, L (1,8) OBP: 0.375, SLG: 0.444										2	1	0	0	2	0	4						
8 David Ross, R (1,2) OBP: 0.500, SLG: 0.667										3	0	0	0	1	2	3						
33 Javier Vazquez, R (1,1)										2	0	0	1	1	1	1						
58 Peter Moylan, R (7,1)										0	0	0	0	0	0	0						
20 Greg Norton, S (8,PH)										1	0	0	0	0	0	0						
Rafael Soriano, R (8,1)										0	0	0	0	0	0	0						
51 Michael Gonzalez, R (9,1)										0	0	0	0	0	0	0						
<b>Inning Stats</b>	R: 0 E: 0 K: 2 S: 8	H: 0 LOB: 0 BB: 0 P: 11	R: 0 E: 0 K: 2 S: 10	H: 0 LOB: 2 BB: 2 P: 21	R: 0 E: 0 K: 1 S: 11	H: 0 LOB: 1 BB: 0 P: 14	R: 2 E: 0 K: 1 S: 16	H: 0 LOB: 3 BB: 0 P: 40	R: 1 E: 0 K: 1 S: 8	H: 1 LOB: 0 BB: 0 P: 11	R: 0 E: 0 K: 2 S: 10	H: 0 LOB: 1 BB: 1 P: 16	R: 1 E: 0 K: 0 S: 14	H: 1 LOB: 2 BB: 2 P: 27	R: 0 E: 0 K: 0 S: 8	H: 1 LOB: 1 BB: 0 P: 13	R: 0 E: 0 K: 0 S: 20	H: 1 LOB: 0 BB: 0 P: 28	1B: 3 2B: 0 3B: 0 HR: 1	SF: 0 SAC: 0 DP: 0 HBP: 1	WP: 0 PB: 0 SB: 0 CS: 0	PA: 42
<b>PITCHER</b>	IP WLS BF H R ER SO BB IBB HBP BLK WP HR S P ERA WHIP																					
36 Edinson Volquez, R (1,1) ERA: 6.2	5.0 L 24 1 3 3 7 7 0 1 0 0 0 1 53 97 5.40 1.600																					
40 Nick Masset, R (6,1) ERA: 2.35	1.2 9 1 1 1 2 3 0 0 0 0 0 0 21 38 5.40 2.400																					
52 Daniel Herrera, L (7,1) ERA: 3.38	0.1 1 0 0 0 0 0 0 0 0 0 0 0 3 5 0.00 0.000																					
51 Jared Burton, R (8,1) ERA: 7.56	1.0 4 1 0 0 0 0 0 0 0 0 0 0 8 13 0.00 1.000																					
53 Arthur Rhodes, L (9,1) ERA:	1.0 4 1 0 0 0 0 0 0 0 0 0 0 20 28 0.00 1.000																					

Atlanta Braves @ Cincinnati Reds  
Great American Ball Park, Cincinnati, OH  
Fri Apr 24 2009, 7:10 PM EDT  
Att: 30,060 - Partly Cloudy - 83 F

AB 31  
R 4  
H 4  
RBI 4  
BB 10  
SO 9  
LOB 20



Batter	1	2	3	4	5	6	7	8	9	AB	R	H	RBI	BB	SO	LOB	BOTTOM					
3 Willy Taveras, R (1,8) OBP: 0.361, SLG: 0.353											5	1	1	0	0	2	0					
21 Chris Dickerson, L (1,7) OBP: 0.356, SLG: 0.389											3	0	0	0	1	2	1					
15 Jerry Hairston, R (8,PH) OBP: 0.273, SLG: 0.276											5	0	2	1	0	1	1					
19 Joey Volto, L (1,3) OBP: 0.429, SLG: 0.625											3	1	0	0	1	2	4					
4 Brandon Phillips, R (1,4) OBP: 0.308, SLG: 0.250										3	1	0	0	1	2	4						
32 Jay Bruce, L (1,9) OBP: 0.296, SLG: 0.460										4	1	1	0	0	1	2						
28 Edwin Encarnación, R (1,5) OBP: 0.338, SLG: 0.235										3	0	1	0	1	2	1						
55 Ramón Hernández, R (1,2) OBP: 0.280, SLG: 0.340										3	0	2	0	0	0	1						
2 Alex Gonzalez, R (1,6) OBP: 0.191, SLG: 0.186										3	0	1	2	0	0	2						
36 Edinson Volquez, R (1,1) ERA: 2.63										2	0	0	0	0	2	3						
40 Nick Masset, R (6,1) ERA: 9.0										0	0	0	0	0	0	0						
52 Daniel Herrera, L (7,1) ERA: 1.13										1	0	0	0	0	0	0						
16 Darnell McDonald, R (7,PH)										0	0	0	0	0	0	0						
51 Jared Burton, R (8,1)										1	0	0	0	0	0	0						
17 Laynce Nixon, L (8,PH)										0	0	0	0	0	0	0						
53 Arthur Rhodes, L (9,1) ERA: 4.91										0	0	0	0	0	0	1						
<b>Inning Stats</b>	R: 1 E: 0 K: 3 S: 15	H: 2 LOB: 1 BB: 0 P: 20	R: 0 E: 0 K: 2 S: 12	H: 1 LOB: 0 BB: 0 P: 16	R: 0 E: 0 K: 0 S: 7	H: 0 LOB: 0 BB: 0 P: 12	R: 1 E: 0 K: 2 S: 12	H: 2 LOB: 2 BB: 1 P: 25	R: 0 E: 0 K: 2 S: 13	H: 1 LOB: 1 BB: 0 P: 18	R: 0 E: 0 K: 0 S: 8	H: 1 LOB: 0 BB: 0 P: 11	R: 0 E: 0 K: 1 S: 15	H: 0 LOB: 2 BB: 1 P: 26	R: 1 E: 0 K: 0 S: 9	H: 1 LOB: 1 BB: 1 P: 17	R: 0 E: 0 K: 2 S: 9	H: 0 LOB: 0 BB: 0 P: 14	1B: 6 2B: 2 3B: 0 HR: 0	SF: 1 SAC: 1 DP: 0 HBP: 0	WP: 0 PB: 1 SB: 1 CS: 0	PA: 39
<b>PITCHER</b>	IP WLS BF H R ER SO BB IBB HBP BLK WP HR S P ERA WHIP																					
33 Javier Vazquez, R (1,1) ERA: 9.0	6.0 W 26 7 2 1 9 1 0 0 0 0 0 0 15 26 0.00 1.000																					
58 Peter Moylan, R (7,1) ERA: 1.13	1.0 H 5 0 0 0 1 1 0 0 0 0 0 0 9 17 9.00 2.000																					
Rafael Soriano, R (8,1) ERA: 1.13	1.0 S 3 0 0 0 2 0 0 0 0 0 0 0 9 14 0.00 0.000																					
51 Michael Gonzalez, L (9,1) ERA: 4.91																						

Atlanta Braves @ Cincinnati Reds  
Great American Ball Park, Cincinnati, OH  
Fri Apr 24 2009, 7:10 PM EDT  
Att: 30,060 - Partly Cloudy - 83 F

AB 34  
R 3  
H 8  
RBI 3  
BB 3  
SO 12  
LOB 16





Batter	1	2	3	4	5	6	7	8	9	AB	R	H	RBI	BB	SO	LOB	TOP							
2 Kelly Johnson, L (1,4) OBP: 0.314, SLG: 0.426										4	2	0	0	1	1	4	<b>Atlanta Braves @ Cincinnati Reds</b> Great American Ball Park, Cincinnati, OH Sat Apr 25 2009, 1:10 PM EDT Att: 33,015 - Partly Cloudy - 79 F							
19 Yunel Escobar, R (1,6) OBP: 0.355, SLG: 0.464										4	3	3	4	0	0	1								
10 Chipper Jones, S (1,5) OBP: 0.365, SLG: 0.511										4	1	2	4	0	2	1								
4 Omar Infante, R (8,5) OBP: 0.333, SLG: 0.400										5	0	2	0	0	1	0								
22 Casey Kotchman, L (1,3) OBP: 0.382, SLG: 0.400										5	0	1	0	0	0	2								
7 Jeff Francoeur, R (1,9) OBP: 0.338, SLG: 0.485										5	0	0	0	0	2									
23 Matt Diaz, R (1,7) OBP: 0.314, SLG: 0.419										5	0	0	0	0	2	3								
24 Jordan Schafer, L (1,8) OBP: 0.397, SLG: 0.464										2	2	1	0	2	0	0								
8 David Ross, R (1,2) OBP: 0.500, SLG: 0.688										4	2	2	1	0	0	2								
32 Derek Lowe, R (1,1)										1	0	0	0	1	0	0								
20 Greg Norton, S (8,PH) OBP: 0.143, SLG: 0.154										1	0	1	1	0	0	0								
34 Eric O'Flaherty, L (8,1)										0	0	0	0	0	0	0								
30 Jeff Bennett, R (9,1)										0	0	0	0	0	0	0								
<b>Inning Stats</b>	R: 2 H: 3 E: 1 K: 1 S: 13	WLS: 3 BF: 29 LOB: 1 BB: 1 P: 24	R: 4 H: 3 E: 1 K: 0 S: 13	WLS: 3 BF: 26 LOB: 0 BB: 1 P: 26	R: 0 H: 0 E: 0 K: 0 S: 9	WLS: 0 BF: 14 LOB: 1 BB: 1 P: 14	R: 0 H: 0 E: 0 K: 2 S: 10	WLS: 0 BF: 15 LOB: 1 BB: 0 P: 15	R: 0 H: 0 E: 0 K: 2 S: 7	WLS: 0 BF: 11 LOB: 0 BB: 0 P: 11	R: 3 H: 3 E: 0 K: 1 S: 11	WLS: 3 BF: 16 LOB: 0 BB: 0 P: 16	R: 0 H: 0 E: 0 K: 0 S: 7	WLS: 0 BF: 8 LOB: 0 BB: 0 P: 8	R: 1 H: 1 E: 0 K: 0 S: 9	WLS: 1 BF: 16 LOB: 1 BB: 1 P: 16	R: 0 H: 2 E: 0 K: 0 S: 7	WLS: 2 BF: 7 LOB: 1 BB: 0 P: 7	1B: 6 2B: 4 3B: 0 HR: 2	SF: 0 SAC: 1 DP: 2 HBP: 1	WP: 1 PB: 0 SB: 0 CS: 0	PA: 42		
<b>PITCHER</b>	IP: 5.2 WLS: L BF: 29 LOB: 1 BB: 1 P: 24	ERA: 6.48	IP: 1.1 WLS: 0 BF: 4 LOB: 0 BB: 0 P: 1	ERA: 2.7	IP: 2.0 WLS: 3 BF: 9 LOB: 1 BB: 1 P: 0	ERA: 14.73	IP: 1.1 WLS: 0 BF: 4 LOB: 0 BB: 0 P: 1	ERA: 0.00	IP: 2.0 WLS: 0 BF: 9 LOB: 1 BB: 1 P: 0	ERA: 2.000	IP: 1.1 WLS: 0 BF: 4 LOB: 0 BB: 0 P: 1	ERA: 0.00	IP: 1.0 WLS: 0 BF: 3 LOB: 0 BB: 0 P: 1	ERA: 4.50	IP: 1.0 WLS: 0 BF: 3 LOB: 0 BB: 0 P: 1	ERA: 2.000	IP: 1.0 WLS: 0 BF: 3 LOB: 0 BB: 0 P: 1	ERA: 4.50	IP: 1.0 WLS: 0 BF: 3 LOB: 0 BB: 0 P: 1	ERA: 2.000	IP: 1.0 WLS: 0 BF: 3 LOB: 0 BB: 0 P: 1	ERA: 2.000	IP: 1.0 WLS: 0 BF: 3 LOB: 0 BB: 0 P: 1	ERA: 2.000

AB	36
R	10
H	12
RBI	10
BB	4
SO	6
LOB	13



Batter	1	2	3	4	5	6	7	8	9	AB	R	H	RBI	BB	SO	LOB	BOTTOM							
21 Chris Dickerson, L (1,7) OBP: 0.320, SLG: 0.341										5	0	0	0	0	4	6	<b>Atlanta Braves @ Cincinnati Reds</b> Great American Ball Park, Cincinnati, OH Sat Apr 25 2009, 1:10 PM EDT Att: 33,015 - Partly Cloudy - 79 F							
15 Jerry Hairston, R (1,8) OBP: 0.257, SLG: 0.258										2	0	0	0	0	1	0								
16 Darrell McDonald, R (4,8) OBP: 0.360, SLG: 0.472										2	0	0	0	0	1	3								
57 Mike Lincoln, R (8,1) OBP: 0.360, SLG: 0.472										0	0	0	0	0	0	0								
19 Joey Votto, L (1,3) OBP: 0.419, SLG: 0.597										3	0	0	0	0	2	2								
4 Brandon Phillips, R (1,4) OBP: 0.290, SLG: 0.232										4	0	0	0	0	1									
32 Jay Bruce, L (1,9) OBP: 0.310, SLG: 0.472										3	1	1	0	1	2	0								
28 Edwin Encarnación, R (1,5) OBP: 0.319, SLG: 0.219										4	0	0	0	0	2									
2 Alex Gonzalez, R (1,6) OBP: 0.200, SLG: 0.261										3	1	1	2	0	0	1								
7 Paul Janish, R (9,6) OBP: 0.500, SLG: 0.545										3	0	2	0	1	0	1								
29 Ryan Hanigan, R (1,2) OBP: 0.438, SLG: 0.429										0	0	0	0	0	0	0								
61 Bronson Arroyo, R (1,1) ERA: 3.1										0	0	0	0	0	0	0								
52 Daniel Herrera, L (6,1) ERA: 5.06										0	0	0	0	0	0	0								
17 Laynce Nix, L (7,PH) OBP: 0.300, SLG: 0.421										2	0	1	0	0	1	1								
<b>Inning Stats</b>	R: 0 H: 0 E: 0 K: 1 S: 8	WLS: 0 BF: 15 LOB: 0 BB: 0 P: 15	R: 2 H: 3 E: 0 K: 0 S: 13	WLS: 3 BF: 22 LOB: 0 BB: 0 P: 22	R: 0 H: 0 E: 0 K: 1 S: 5	WLS: 0 BF: 6 LOB: 0 BB: 0 P: 6	R: 0 H: 0 E: 0 K: 1 S: 8	WLS: 0 BF: 9 LOB: 0 BB: 0 P: 9	R: 0 H: 0 E: 0 K: 3 S: 14	WLS: 1 BF: 21 LOB: 2 BB: 2 P: 21	R: 0 H: 0 E: 0 K: 0 S: 8	WLS: 0 BF: 14 LOB: 1 BB: 1 P: 14	R: 0 H: 0 E: 0 K: 2 S: 13	WLS: 0 BF: 22 LOB: 1 BB: 1 P: 22	R: 0 H: 0 E: 0 K: 2 S: 9	WLS: 0 BF: 10 LOB: 0 BB: 0 P: 10	R: 0 H: 2 E: 0 K: 1 S: 17	WLS: 2 BF: 24 LOB: 2 BB: 0 P: 24	1B: 3 2B: 2 3B: 0 HR: 1	SF: 0 SAC: 2 DP: 0 HBP: 1	WP: 0 PB: 0 SB: 0 CS: 0	PA: 37		
<b>PITCHER</b>	IP: 7.0 WLS: W BF: 29 LOB: 1 BB: 1 P: 24	ERA: 3.1	IP: 1.0 WLS: 3 BF: 4 LOB: 0 BB: 0 P: 1	ERA: 5.06	IP: 1.0 WLS: 5 BF: 2 LOB: 0 BB: 0 P: 0	ERA: 1.0	IP: 1.0 WLS: 0 BF: 3 LOB: 0 BB: 0 P: 1	ERA: 0.00	IP: 1.0 WLS: 0 BF: 3 LOB: 0 BB: 0 P: 1	ERA: 0.00	IP: 1.0 WLS: 0 BF: 3 LOB: 0 BB: 0 P: 1	ERA: 0.00	IP: 1.0 WLS: 0 BF: 3 LOB: 0 BB: 0 P: 1	ERA: 0.00	IP: 1.0 WLS: 0 BF: 3 LOB: 0 BB: 0 P: 1	ERA: 0.00	IP: 1.0 WLS: 0 BF: 3 LOB: 0 BB: 0 P: 1	ERA: 0.00	IP: 1.0 WLS: 0 BF: 3 LOB: 0 BB: 0 P: 1	ERA: 0.00	IP: 1.0 WLS: 0 BF: 3 LOB: 0 BB: 0 P: 1	ERA: 0.00	IP: 1.0 WLS: 0 BF: 3 LOB: 0 BB: 0 P: 1	ERA: 0.00









Batter	1	2	3	4	5	6	7	8	9	AB	R	H	RBI	BB	SO	LOB	TOP								
3 Kazuo Matsui, S (1,4) OBP: 0.295, SLG: 0.333										4	0	1	0	0	2	1	<b>Houston Astros @ Cincinnati Reds</b> Great American Ball Park, Cincinnati, OH Mon Apr 27 2009, 7:10 PM EDT Att: 12,365 - Clear - 82 F								
21 Michael Bourn, L (1,8) OBP: 0.371, SLG: 0.419										4	0	1	0	0	1	2									
17 Lance Berkman, S (1,3) OBP: 0.337, SLG: 0.420										3	1	1	1	1	1	0									
45 Carlos Lee, R (1,7) OBP: 0.316, SLG: 0.535										4	0	1	0	0	0	2									
31 Jason Smith, L (9, PR)										0	1	0	0	0	0	0									
2 Darin Erstad, L (9, 7)										0	0	0	0	0	0	0									
10 Miguel Tejada, R (1,6) OBP: 0.365, SLG: 0.375										4	1	3	0	0	0	0									
9 Hunter Pence, R (1,9) OBP: 0.370, SLG: 0.521										4	1	2	2	0	1	0									
27 Geoff Blum, S (1,5) OBP: 0.394, SLG: 0.368										3	0	0	1	0	0	2									
77 Ivan Rodriguez, R (1,2) OBP: 0.261, SLG: 0.338										4	0	0	0	0	1	1									
44 Roy Oswalt, R (1,1) OBP: 0.222, SLG: 0.125										3	0	1	0	0	0	0									
48 Tim Byrdak, L (8, 1)										0	0	0	0	0	0	0									
43 Chris Sampson, R (8, 1)										1	0	0	0	0	1	1									
<b>Inning Stats</b>	R: 0 E: 0 K: 1 S: 13	H: 1 LOB: 1 BB: 1 P: 21	R: 0 E: 0 K: 1 S: 8	H: 1 LOB: 0 BB: 0 P: 12	R: 0 E: 0 K: 0 S: 11	H: 1 LOB: 1 BB: 0 P: 19	R: 0 E: 0 K: 1 S: 11	H: 2 LOB: 2 BB: 0 P: 16	R: 0 E: 0 K: 2 S: 9	H: 1 LOB: 1 BB: 0 P: 15	R: 1 E: 0 K: 0 S: 5	H: 1 LOB: 0 BB: 0 P: 7	R: 0 E: 0 K: 0 S: 7	H: 0 LOB: 0 BB: 0 P: 8	R: 0 E: 0 K: 0 S: 5	H: 0 LOB: 0 BB: 0 P: 7	R: 3 E: 1 K: 2 S: 18	H: 3 LOB: 1 BB: 0 P: 23	1B: 7 2B: 2 3B: 0 HR: 1	SF: 1 SAC: 0 DP: 1 HBP: 0	WP: 0 PB: 0 SB: 0 CS: 0	PA: 36			
<b>PITCHER</b>	IP WLS BF H R ER SO BB IBB HBP BLK WP HR S P ERA WHIP	IP WLS BF H R ER SO BB IBB HBP BLK WP HR S P ERA WHIP	IP WLS BF H R ER SO BB IBB HBP BLK WP HR S P ERA WHIP	IP WLS BF H R ER SO BB IBB HBP BLK WP HR S P ERA WHIP	IP WLS BF H R ER SO BB IBB HBP BLK WP HR S P ERA WHIP	IP WLS BF H R ER SO BB IBB HBP BLK WP HR S P ERA WHIP	IP WLS BF H R ER SO BB IBB HBP BLK WP HR S P ERA WHIP	IP WLS BF H R ER SO BB IBB HBP BLK WP HR S P ERA WHIP	IP WLS BF H R ER SO BB IBB HBP BLK WP HR S P ERA WHIP	IP WLS BF H R ER SO BB IBB HBP BLK WP HR S P ERA WHIP	IP WLS BF H R ER SO BB IBB HBP BLK WP HR S P ERA WHIP	IP WLS BF H R ER SO BB IBB HBP BLK WP HR S P ERA WHIP	IP WLS BF H R ER SO BB IBB HBP BLK WP HR S P ERA WHIP	IP WLS BF H R ER SO BB IBB HBP BLK WP HR S P ERA WHIP	IP WLS BF H R ER SO BB IBB HBP BLK WP HR S P ERA WHIP	IP WLS BF H R ER SO BB IBB HBP BLK WP HR S P ERA WHIP	IP WLS BF H R ER SO BB IBB HBP BLK WP HR S P ERA WHIP	IP WLS BF H R ER SO BB IBB HBP BLK WP HR S P ERA WHIP	IP WLS BF H R ER SO BB IBB HBP BLK WP HR S P ERA WHIP	IP WLS BF H R ER SO BB IBB HBP BLK WP HR S P ERA WHIP	IP WLS BF H R ER SO BB IBB HBP BLK WP HR S P ERA WHIP	IP WLS BF H R ER SO BB IBB HBP BLK WP HR S P ERA WHIP	IP WLS BF H R ER SO BB IBB HBP BLK WP HR S P ERA WHIP	IP WLS BF H R ER SO BB IBB HBP BLK WP HR S P ERA WHIP	IP WLS BF H R ER SO BB IBB HBP BLK WP HR S P ERA WHIP

AB	34
R	4
H	10
RBI	4
BB	1
SO	7
LOB	9



Batter	1	2	3	4	5	6	7	8	9	AB	R	H	RBI	BB	SO	LOB	BOTTOM								
3 Willy Taveras, R (1,8) OBP: 0.333, SLG: 0.322										4	0	0	0	0	0	0	<b>Houston Astros @ Cincinnati Reds</b> Great American Ball Park, Cincinnati, OH Mon Apr 27 2009, 7:10 PM EDT Att: 12,365 - Clear - 82 F								
21 Chris Dickerson, L (1,7) OBP: 0.321, SLG: 0.341										2	0	1	0	0	1	0									
17 Lavnce Nix, L (6, 7)										2	1	1	0	0	0	0									
19 Joey Volto, L (1,3) OBP: 0.439, SLG: 0.622										4	0	2	1	0	0	1									
4 Brandon Phillips, R (1,4) OBP: 0.286, SLG: 0.250										4	0	1	0	0	0	3									
32 Jay Bruce, L (1,9) OBP: 0.348, SLG: 0.576										3	0	0	0	1	0	0									
28 Edwin Encarnación, R (1,5) OBP: 0.286, SLG: 0.150										4	0	0	0	0	1	3									
55 Ramón Hernández, R (1,2) OBP: 0.310, SLG: 0.370										3	0	1	0	1	0	0									
2 Alex Gonzalez, R (1,6) OBP: 0.222, SLG: 0.280										4	0	2	0	0	0	2									
47 Johnny Cueto, R (1,1) OBP: 0.286, SLG: 0.286										2	0	0	0	0	1	1									
16 Darrell McDonald, R (7, PH) OBP: 0.350, SLG: 0.389										1	0	0	0	0	0	1									
53 Arthur Rhodes, L (8, 1)										0	0	0	0	0	0	0									
48 Francisco Cordero, R (9, 1)										0	0	0	0	0	0	0									
<b>Inning Stats</b>	R: 0 E: 0 K: 1 S: 9	H: 0 LOB: 0 BB: 0 P: 10	R: 0 E: 0 K: 0 S: 7	H: 0 LOB: 0 BB: 0 P: 13	R: 0 E: 0 K: 0 S: 10	H: 1 LOB: 0 BB: 0 P: 13	R: 0 E: 1 K: 0 S: 6	H: 1 LOB: 1 BB: 0 P: 9	R: 0 E: 0 K: 0 S: 7	H: 0 LOB: 1 BB: 1 P: 12	R: 1 E: 0 K: 1 S: 16	H: 3 LOB: 3 BB: 1 P: 28	R: 0 E: 0 K: 0 S: 8	H: 1 LOB: 0 BB: 0 P: 13	R: 0 E: 0 K: 0 S: 8	H: 1 LOB: 1 BB: 0 P: 13	R: 0 E: 0 K: 1 S: 11	H: 1 LOB: 0 BB: 0 P: 16	1B: 5 2B: 3 3B: 0 HR: 0	SF: 0 SAC: 0 DP: 3 HBP: 0	WP: 0 PB: 0 SB: 0 CS: 0	PA: 35			
<b>PITCHER</b>	IP WLS BF H R ER SO BB IBB HBP BLK WP HR S P ERA WHIP	IP WLS BF H R ER SO BB IBB HBP BLK WP HR S P ERA WHIP	IP WLS BF H R ER SO BB IBB HBP BLK WP HR S P ERA WHIP	IP WLS BF H R ER SO BB IBB HBP BLK WP HR S P ERA WHIP	IP WLS BF H R ER SO BB IBB HBP BLK WP HR S P ERA WHIP	IP WLS BF H R ER SO BB IBB HBP BLK WP HR S P ERA WHIP	IP WLS BF H R ER SO BB IBB HBP BLK WP HR S P ERA WHIP	IP WLS BF H R ER SO BB IBB HBP BLK WP HR S P ERA WHIP	IP WLS BF H R ER SO BB IBB HBP BLK WP HR S P ERA WHIP	IP WLS BF H R ER SO BB IBB HBP BLK WP HR S P ERA WHIP	IP WLS BF H R ER SO BB IBB HBP BLK WP HR S P ERA WHIP	IP WLS BF H R ER SO BB IBB HBP BLK WP HR S P ERA WHIP	IP WLS BF H R ER SO BB IBB HBP BLK WP HR S P ERA WHIP	IP WLS BF H R ER SO BB IBB HBP BLK WP HR S P ERA WHIP	IP WLS BF H R ER SO BB IBB HBP BLK WP HR S P ERA WHIP	IP WLS BF H R ER SO BB IBB HBP BLK WP HR S P ERA WHIP	IP WLS BF H R ER SO BB IBB HBP BLK WP HR S P ERA WHIP	IP WLS BF H R ER SO BB IBB HBP BLK WP HR S P ERA WHIP	IP WLS BF H R ER SO BB IBB HBP BLK WP HR S P ERA WHIP	IP WLS BF H R ER SO BB IBB HBP BLK WP HR S P ERA WHIP	IP WLS BF H R ER SO BB IBB HBP BLK WP HR S P ERA WHIP	IP WLS BF H R ER SO BB IBB HBP BLK WP HR S P ERA WHIP	IP WLS BF H R ER SO BB IBB HBP BLK WP HR S P ERA WHIP	IP WLS BF H R ER SO BB IBB HBP BLK WP HR S P ERA WHIP	IP WLS BF H R ER SO BB IBB HBP BLK WP HR S P ERA WHIP





Batter	1	2	3	4	5	6	7	8	9	AB	R	H	RBI	BB	SO	LOB	TOP	
3 Kazuo Matsui, S (1.4)										5	2	3	2	0	1	0	<b>Houston Astros @ Cincinnati Reds</b> Great American Ball Park, Cincinnati, OH Tue Apr 28 2009, 7:10 PM EDT Att: 9,878 - Cloudy - 71 F	
21 Michael Bourn, L (1.8)										3	1	0	0	2	1	2		
17 Lance Berkman, S (1.3)										4	0	0	0	1	0	3		
45 Carlos Lee, R (1.7)										5	0	1	2	0	0	3		
10 Miguel Tejada, R (1.6)										5	1	1	0	0	1	2		
9 Hunter Pence, R (1.9)										4	0	0	0	0	0	1		
27 Geoff Blum, S (1.5)										4	1	2	0	0	1	1		
77 Ivan Rodriguez, R (1.2)									3	3	2	1	1	0	1			
51 Wandy Rodriguez, S (1.1)									2	0	0	0	0	0	0	0		
2 Darin Erstad, L (8,PH)										1	0	1	1	0	0	0		
29 Geoff Geary, R (8.1)										0	0	0	0	0	0	0		
53 Wesley Wright, R (9.1)										0	0	0	0	0	0	0		
<b>Inning Stats</b>	R: 1 H: 1 E: 1 K: 0 S: 13	H: 1 LOB: 1 BB: 0 P: 16	R: 0 H: 0 E: 0 K: 0 S: 9	H: 0 LOB: 0 BB: 0 P: 13	R: 0 H: 0 E: 0 K: 1 S: 5	H: 0 LOB: 0 BB: 0 P: 8	R: 0 H: 0 E: 0 K: 0 S: 6	H: 1 LOB: 0 BB: 0 P: 7	R: 0 H: 0 E: 0 K: 0 S: 13	H: 3 LOB: 2 BB: 1 P: 30	R: 0 H: 0 E: 0 K: 0 S: 6	H: 0 LOB: 0 BB: 0 P: 9	1B: 6 2B: 3 3B: 0 HR: 1	SF: 0 SAC: 1 DP: 1 HBP: 0	WP: 0 PB: 0 SB: 4 CS: 0	PA: 41		
<b>PITCHER</b>	IP WLS BF H R ER SO BB IBB HBP BLK WP HR S P ERA WHIP	5.0 L 23 6 6 5 2 1 0 0 0 0 1 53 77 9.00 1.400	2.0 8 1 0 0 0 2 0 0 0 0 0 19 35 0.00 1.500	1.0 7 3 2 2 2 1 0 0 0 0 0 18 30 18.00 4.000	1.0 3 0 0 0 0 0 0 0 0 0 0 6 9 0.00 0.000													

Batter	1	2	3	4	5	6	7	8	9	AB	R	H	RBI	BB	SO	LOB	BOTTOM
3 Willy Taveras, R (1.8)										3	1	0	0	1	0	0	<b>Houston Astros @ Cincinnati Reds</b> Great American Ball Park, Cincinnati, OH Tue Apr 28 2009, 7:10 PM EDT Att: 9,878 - Cloudy - 71 F
15 Jerry Hairston, R (1.5)									4	0	2	0	0	0	0		
19 Joey Volto, L (1.3)										3	0	0	0	1	0	2	
4 Brandon Phillips, R (1.4)										4	1	2	1	0	0	2	
32 Jay Bruce, L (1.9)										3	0	0	0	1	1	2	
55 Ramon Hernandez, R (1.2)										4	0	1	0	0	1	2	
16 Danell McDonald, R (1.7)										4	0	1	0	0	2	1	
2 Alex Gonzalez, R (1.6)										4	0	0	0	0	0	2	
39 Aaron Harang, R (1.1)										1	0	0	0	0	0	0	
33 Micah Owings, R (5,PH)										1	0	0	0	0	1	0	
40 Nick Masset, R (8.1)										0	0	0	0	0	0	0	
57 Mike Lincoln, R (8.1)										0	0	0	0	0	0	0	
17 Laynce Nix, L (8,PH)										1	1	1	1	0	0	0	
51 Jared Burton, R (9.1)										0	0	0	0	0	0	0	
<b>Inning Stats</b>	R: 1 H: 2 E: 0 K: 0 S: 10	H: 0 LOB: 1 BB: 1 P: 18	R: 0 H: 0 E: 0 K: 2 S: 13	H: 0 LOB: 0 BB: 0 P: 17	R: 0 H: 0 E: 0 K: 1 S: 9	H: 0 LOB: 1 BB: 1 P: 17	R: 0 H: 1 E: 0 K: 0 S: 9	H: 2 LOB: 1 BB: 0 P: 10	R: 1 H: 1 E: 0 K: 0 S: 10	H: 1 LOB: 0 BB: 0 P: 17	R: 1 H: 1 E: 0 K: 0 S: 12	H: 1 LOB: 1 BB: 1 P: 21	1B: 3 2B: 2 3B: 0 HR: 2	SF: 0 SAC: 0 DP: 1 HBP: 0	WP: 1 PB: 0 SB: 1 CS: 0	PA: 35	
<b>PITCHER</b>	IP WLS BF H R ER SO BB IBB HBP BLK WP HR S P ERA WHIP	7.0 W 26 5 5 1 1 2 0 0 0 0 1 10 17 9.00 1.000	1.0 4 1 1 1 0 0 0 0 0 0 0 10 17 9.00 1.000	1.0 5 1 1 1 0 1 0 0 0 0 0 12 21 9.00 2.000													







Batter	1	2	3	4	5	6	7	8	9	AB	R	H	RBI	BB	SO	LOB	TOP			
3 Willy Taveras, R OBP: 0.350, SLG: 0.353										3	1	1	0	0	1	0				
15 Jerry Hairston, R OBP: 0.234, SLG: 0.256										4	0	0	0	0	2	4				
19 Joey Volto, L OBP: 0.421, SLG: 0.565										4	0	2	1	1	0	2				
4 Brandon Phillips, R OBP: 0.287, SLG: 0.356										4	1	1	2	0	0	2				
32 Jay Bruce, L OBP: 0.329, SLG: 0.507										5	0	1	0	0	1	3				
23 Adam Rosales, R OBP: 0.625, SLG: 0.500										2	0	1	0	2	0	0				
2 Alex Gonzalez, R OBP: 0.212, SLG: 0.258										4	0	0	0	0	1	5				
29 Ryan Hanigan, R OBP: 0.500, SLG: 0.471										3	1	2	0	1	0	0				
61 Bronson Arroyo, R										2	0	0	0	0	1	1				
17 Laynce Nix, L OBP: 0.375, SLG: 0.621										0	1	0	0	1	0	0				
48 Francisco Cordero, R										0	0	0	0	0	0	0				
<b>Inning Stats</b>	R: 0 E: 0 K: 1 S: 8	H: 0 LOB: 0 BB: 0 P: 9	R: 0 E: 0 K: 1 S: 12	H: 1 LOB: 1 BB: 0 P: 18	R: 0 E: 0 K: 2 S: 7	H: 0 LOB: 0 BB: 0 P: 10	R: 0 E: 0 K: 1 S: 11	H: 1 LOB: 1 BB: 0 P: 17	R: 0 E: 0 K: 0 S: 5	H: 3 LOB: 3 BB: 0 P: 7	R: 1 E: 0 K: 0 S: 15	H: 0 LOB: 2 BB: 1 P: 17	R: 1 E: 0 K: 0 S: 10	H: 1 LOB: 0 BB: 1 P: 18	R: 2 E: 1 K: 1 S: 12	H: 1 LOB: 2 BB: 2 P: 27	1B: 6 2B: 1 3B: 0 HR: 1	SF: 1 SAC: 4 DP: 0 HBP: 0	WP: 0 PB: 0 SB: 0 CS: 1	PA: 41
<b>PITCHER</b>	IP WLS BF H R ER SO BB IBB HBP BLK WP HR S P ERA WHIP																			
57 Zach Duke, L ERA: 2.21	7.0 L 30 6 1 1 5 2 0 0 0 0 0 67 101 1.29 1.143																			
34 John Grabow, L ERA: 2.39	1.0 4 1 1 1 0 1 0 0 0 0 1 10 18 9.00 2.000																			
30 Tyler Yates, R ERA: 7.88	0.2 6 1 2 0 0 1 1 0 0 0 0 9 23 0.00 3.000																			
17 Sean Burnett, L ERA: 3.0	0.1 1 0 0 0 1 0 0 0 0 0 0 3 4 0.00 0.000																			

Cincinnati Reds @ Pittsburgh Pirates  
PNC Park, Pittsburgh, PA  
Fri May 01 2009, 7:05 PM EDT  
Att: 14,238 - Cloudy - 71 F

AB	31
R	4
H	8
RBI	3
BB	5
SO	6
LOB	17



Batter	1	2	3	4	5	6	7	8	9	AB	R	H	RBI	BB	SO	LOB	BOTTOM			
3 Nyjer Morgan, L OBP: 0.375, SLG: 0.380										4	0	2	0	0	1	0				
12 Freddy Sanchez, R OBP: 0.368, SLG: 0.556										4	0	1	0	0	0	1				
13 Nate McLouth, L OBP: 0.386, SLG: 0.466										4	0	1	0	0	0	2				
25 Adam LaRoche, L OBP: 0.359, SLG: 0.556										3	0	1	0	1	0	1				
16 Eric Hinske, L OBP: 0.333, SLG: 0.357										4	0	0	0	0	2	4				
15 Andy LaRoche, R OBP: 0.307, SLG: 0.348										3	0	0	0	1	1	2				
35 Jason Jaramillo, S OBP: 0.389, SLG: 0.469										3	0	0	0	0	1	2				
10 Brian Bixler, R OBP: 0.286, SLG: 0.385										2	0	0	0	0	1	1				
5 Ramon Vazquez, L OBP: 0.356, SLG: 0.171										0	0	0	0	1	0	0				
57 Zach Duke, L OBP: 0.231, SLG: 0.364										2	0	0	0	0	0	1				
34 John Grabow, L										0	0	0	0	0	0	0				
24 Delwyn Young, S OBP: 0.333, SLG: 0.500										1	0	0	0	0	0	1				
30 Tyler Yates, R										0	0	0	0	0	0	0				
17 Sean Burnett, L										0	0	0	0	0	0	0				
<b>Inning Stats</b>	R: 0 E: 0 K: 0 S: 13	H: 2 LOB: 2 BB: 1 P: 20	R: 0 E: 0 K: 1 S: 9	H: 0 LOB: 0 BB: 0 P: 13	R: 0 E: 0 K: 0 S: 8	H: 0 LOB: 0 BB: 0 P: 10	R: 0 E: 0 K: 1 S: 8	H: 0 LOB: 0 BB: 0 P: 10	R: 0 E: 0 K: 1 S: 6	H: 0 LOB: 1 BB: 0 P: 10	R: 0 E: 0 K: 0 S: 8	H: 1 LOB: 1 BB: 0 P: 12	R: 0 E: 0 K: 0 S: 11	H: 1 LOB: 1 BB: 1 P: 21	R: 0 E: 0 K: 2 S: 13	H: 1 LOB: 1 BB: 0 P: 20	1B: 5 2B: 0 3B: 0 HR: 0	SF: 0 SAC: 0 DP: 2 HBP: 0	WP: 1 PB: 0 SB: 0 CS: 0	PA: 33
<b>PITCHER</b>	IP WLS BF H R ER SO BB IBB HBP BLK WP HR S P ERA WHIP																			
61 Bronson Arroyo, R ERA: 4.91	8.0 W 29 4 0 0 2 3 0 0 0 0 0 72 113 0.00 0.875																			
48 Francisco Cordero, R ERA: 2.7	1.0 4 1 0 0 2 0 0 0 0 0 0 13 20 0.00 1.000																			

Cincinnati Reds @ Pittsburgh Pirates  
PNC Park, Pittsburgh, PA  
Fri May 01 2009, 7:05 PM EDT  
Att: 14,238 - Cloudy - 71 F

AB	30
R	0
H	5
RBI	0
BB	3
SO	6
LOB	15





Batter	1	2	3	4	5	6	7	8	9	AB	R	H	RBI	BB	SO	LOB	TOP			
3 Willy Taveras, R OBP: 0.353, SLG: 0.356	L3		G5-3	F8			G4-6-3		17 1B	5	1	2	0	0	0	0				
21 Chris Dickerson, L OBP: 0.321, SLG: 0.340	B1			F7			F7		19 1B	3	0	1	0	0	0	0				
16 Darrell McDonald, R OBP: 0.320, SLG: 0.348									4 1B	1	0	0	0	0	0	1				
17 Laynce Nix, L OBP: 0.394, SLG: 0.633									23 1B	1	1	1	0	0	0	0				
19 Joey Votto, L OBP: 0.440, SLG: 0.580							G4-6-3		23 1B	3	0	2	1	2	0	1				
4 Brandon Phillips, R OBP: 0.283, SLG: 0.346	FC6-4			L7			G6-3		E4	5	1	1	1	0	0	4				
32 Jay Bruce, L OBP: 0.321, SLG: 0.487		G6-3		G3			G1			5	0	1	0	0	0	5				
55 Ramon Hernandez, R OBP: 0.296, SLG: 0.333		G5-3					F8		K	5	1	1	0	0	2	5				
23 Adam Rosales, R OBP: 0.615, SLG: 0.556									FC5-4	5	1	3	1	0	1	1				
2 Alex Gonzalez, R OBP: 0.239, SLG: 0.318										4	1	2	3	0	2	3				
33 Micah Owings, R OBP: 0.296, SLG: 0.590										3	0	0	0	0	0	2				
52 Daniel Herrera, L										0	0	0	0	0	0	0				
25 David Weathers, R										0	0	0	0	0	0	0				
15 Jerry Hairston, R OBP: 0.307, SLG: 0.356										1	0	0	0	0	0	2				
51 Jared Burton, R										0	0	0	0	0	0	0				
53 Arthur Rhodes, L										0	0	0	0	0	0	0				
<b>Inning Stats</b>	R: 0 E: 0 K: 0 S: 6	H: 0 LOB: 1 BB: 1 P: 12	R: 0 E: 0 K: 0 S: 7	H: 1 LOB: 2 BB: 1 P: 14	R: 0 E: 0 K: 0 S: 7	H: 1 LOB: 2 BB: 1 P: 13	R: 3 E: 0 K: 0 S: 15	H: 3 LOB: 0 BB: 0 P: 22	R: 0 E: 0 K: 2 S: 7	H: 0 LOB: 0 BB: 0 P: 11	R: 0 E: 0 K: 0 S: 9	H: 1 LOB: 0 BB: 0 P: 12	R: 1 E: 0 K: 1 S: 13	H: 2 LOB: 2 BB: 0 P: 17	R: 2 E: 0 K: 2 S: 21	H: 5 LOB: 3 BB: 0 P: 28	1B: 12 2B: 1 3B: 0 HR: 1	SF: 0 SAC: 0 DP: 1 HBP: 1	WP: 0 PB: 0 SB: 0 CS: 0	PA: 44
<b>PITCHER</b>	IP WLS BF H R ER SO BB IBB HBP BLK WP HR S P ERA WHIP																			
49 Ross Ohlendorf, R ERA: 3.48	6.0 W 27 6 3 3 2 2 0 1 0 0 1 50 86 4.50 1.333																			
17 Sean Burnett, L ERA: 2.7	1.0 H 3 1 0 0 0 0 0 0 0 0 0 9 12 0.00 1.000																			
34 John Grabow, L ERA: 2.19	1.0 6 2 1 0 1 0 0 0 0 0 0 13 17 0.00 2.000																			
55 Matt Capps, R ERA: 3.88	1.0 8 5 2 2 2 0 0 0 0 0 0 21 28 18.00 5.000																			

Cincinnati Reds @ Pittsburgh Pirates  
PNC Park, Pittsburgh, PA  
Sat May 02 2009, 7:05 PM EDT  
Att: 22,891 - Partly Cloudy - 64 F

AB 41  
R 6  
H 14  
RBI 6  
BB 2  
SO 5  
LOB 24



Batter	1	2	3	4	5	6	7	8	9	AB	R	H	RBI	BB	SO	LOB	BOTTOM	
3 Nyjer Morgan, L OBP: 0.367, SLG: 0.371	12 1B		F8	G3-1			K		FC6-4	5	2	1	0	0	1	3		
12 Freddy Sanchez, R OBP: 0.370, SLG: 0.553	13 1B		F8	G4-3					SF7	4	1	2	1	0	0	0		
13 Nate McLouth, L OBP: 0.400, SLG: 0.476	15 HBP						F9		F9	5	3	3	1	0	0	0		
25 Adam LaRoche, L OBP: 0.375, SLG: 0.560	5 1B						P5			3	2	2	0	1	0	0		
44 Brandon Moss, L OBP: 0.254, SLG: 0.270	P5						G4-3			4	0	1	1	0	0	6		
15 Andy LaRoche, R OBP: 0.304, SLG: 0.333	5 1B						F9		FC5	3	0	0	2	0	0	2		
5 Ramon Vazquez, L OBP: 0.367, SLG: 0.184							G4-3		F9	3	0	1	2	1	0	2		
23 Robinson Diaz, R OBP: 0.300, SLG: 0.400							F9		FC6-4	4	0	1	0	0	0	6		
49 Ross Ohlendorf, R ERA: 4.84										2	0	0	0	0	0	0		
24 Delwyn Young, S ERA: 3.24										1	0	0	0	0	0	0		
17 Sean Burnett, L										0	0	0	0	0	0	0		
34 John Grabow, L										0	0	0	0	0	0	0		
16 Eric Hinske, L OBP: 0.307, SLG: 0.372										1	0	1	0	0	0	0		
55 Matt Capps, R										0	0	0	0	0	0	0		
<b>Inning Stats</b>	R: 4 E: 0 K: 0 S: 16	H: 4 LOB: 1 BB: 1 P: 28	R: 0 E: 0 K: 0 S: 12	H: 0 LOB: 0 BB: 0 P: 17	R: 1 E: 0 K: 0 S: 9	H: 3 LOB: 2 BB: 1 P: 15	R: 0 E: 0 K: 0 S: 10	H: 0 LOB: 0 BB: 0 P: 15	R: 0 E: 0 K: 1 S: 11	H: 2 LOB: 2 BB: 0 P: 13	R: 2 E: 1 K: 0 S: 13	H: 3 LOB: 2 BB: 0 P: 21	R: 1 E: 0 K: 0 S: 10	H: 1 LOB: 0 BB: 0 P: 12	1B: 12 2B: 1 3B: 0 HR: 0	SF: 1 SAC: 0 DP: 1 HBP: 1	WP: 2 PB: 0 SB: 1 CS: 0	PA: 39
<b>PITCHER</b>	IP WLS BF H R ER SO BB IBB HBP BLK WP HR S P ERA WHIP																	
33 Micah Owings, R ERA: 4.84	5.2 L 27 6 3 2 1 1 2 0 0 0 0 0 12 17 13.50 4.500																	
52 Daniel Herrera, L ERA: 3.24	0.2 5 3 2 1 1 0 0 0 0 0 0 4 8 0.00 0.000																	
25 David Weathers, R ERA:	0.2 3 0 0 0 0 0 0 0 0 0 0 4 8 0.00 0.000																	
51 Jared Burton, R ERA: 7.36	0.2 3 1 1 1 0 0 0 0 0 0 1 0 9 11 13.50 1.500																	
53 Arthur Rhodes, L ERA:	0.1 1 0 0 0 0 0 0 0 0 0 0 1 1 0.00 0.000																	

Cincinnati Reds @ Pittsburgh Pirates  
PNC Park, Pittsburgh, PA  
Sat May 02 2009, 7:05 PM EDT  
Att: 22,891 - Partly Cloudy - 64 F

AB 35  
R 8  
H 13  
RBI 7  
BB 2  
SO 1  
LOB 19





Batter	1	2	3	4	5	6	7	8	9	AB	R	H	RBI	BB	SO	LOB	TOP					
3 Willy Taveras, R OBP: 0.344, SLG: 0.346	F8		1B		G5-3		G5-3		F7	5	0	1	0	0	0	0	<b>Cincinnati Reds @ Pittsburgh Pirates</b> PNC Park, Pittsburgh, PA Sun May 03 2009, 1:35 PM EDT Att: 13,670 - Cloudy - 59 F					
21 Chris Dickerson, L OBP: 0.333, SLG: 0.327	FC6-4		BB		G5-3		G4-3			2	1	0	0	2	0	0						
19 Joey Votto, L OBP: 0.442, SLG: 0.571	F7		BB		BB		K			3	2	1	0	1	1	1						
4 Brandon Phillips, R OBP: 0.292, SLG: 0.354	FC6-4		BB		F5		1B		1B	4	0	2	1	0	0	3						
32 Jay Bruce, L OBP: 0.330, SLG: 0.519		HR	BB		F9		F9		F9	3	2	1	1	1	0	2						
55 Ramon Hernandez, R		2B	1B				L7		BB	3	0	2	3	1	0	0						
23 Adam Rosales, R OBP: 0.529, SLG: 0.417	P3		1B		F8		BB		F9-6	3	0	0	0	1	0	3						
2 Alex Gonzalez, R OBP: 0.227, SLG: 0.300	G5-3				G5-3		F9		G1-3	4	0	0	0	0	0	2						
53 Arthur Rhodes, L										0	0	0	0	0	0	0						
47 Johnny Cueto, R OBP: 0.200, SLG: 0.200	K				F8		G4-3		K	3	0	0	0	0	1	2						
7 Paul Janish, R OBP: 0.412, SLG: 0.400										1	0	0	0	0	1	0						
<b>Inning Stats</b>	R: 0 E: 0 K: 0 S: 10	H: 0 LOB: 1 BB: 1 P: 21	R: 1 E: 0 K: 1 S: 11	H: 2 LOB: 1 BB: 0 P: 19	R: 3 E: 0 K: 0 S: 14	H: 2 LOB: 1 BB: 3 P: 30	R: 0 E: 0 K: 0 S: 6	H: 0 LOB: 0 BB: 0 P: 8	R: 1 E: 0 K: 0 S: 12	H: 2 LOB: 1 BB: 0 P: 17	R: 0 E: 0 K: 0 S: 8	H: 0 LOB: 1 BB: 0 P: 14	R: 0 E: 0 K: 1 S: 11	H: 0 LOB: 0 BB: 0 P: 16	R: 0 E: 0 K: 0 S: 8	H: 1 LOB: 1 BB: 1 P: 18	R: 0 E: 0 K: 1 S: 13	H: 0 LOB: 0 BB: 0 P: 20	1B: 5 2B: 2 3B: 0 HR: 1	SF: 0 SAC: 0 DP: 1 HBP: 0	WP: 0 PB: 1 SB: 0 CS: 1	PA: 37
<b>PITCHER</b>	IP WLS BF H R ER SO BB IBB HBP BLK WP HR S P ERA WHIP																					
27 Jeff Karstens, R ERA: 5.85	5.0 L 23 6 5 4 1 4 0 0 0 0 0 1 53 95 7.20 2.000																					
47 Evan Meek, R ERA:	3.0 11 1 0 0 1 2 0 0 0 0 0 0 27 48 0.00 1.000																					
43 Jesse Chavez, R ERA: 1.74	1.0 3 0 0 0 1 0 0 0 0 0 0 0 13 20 0.00 0.000																					

AB	31
R	5
H	7
RBI	5
BB	6
SO	3
LOB	13



Batter	1	2	3	4	5	6	7	8	9	AB	R	H	RBI	BB	SO	LOB	BOTTOM			
3 Nyjer Morgan, L OBP: 0.372, SLG: 0.370	F7		BB			F7			F8	3	0	1	0	1	0	0	<b>Cincinnati Reds @ Pittsburgh Pirates</b> PNC Park, Pittsburgh, PA Sun May 03 2009, 1:35 PM EDT Att: 13,670 - Cloudy - 59 F			
12 Freddy Sanchez, R OBP: 0.356, SLG: 0.531	K		F8			K			G3-1	4	0	0	0	0	2	2				
13 Nate McLouth, L OBP: 0.392, SLG: 0.463	K				K				L9	4	0	1	0	0	2	0				
25 Adam LaRoche, L OBP: 0.364, SLG: 0.540		K			G4-3		G4-6-3			3	0	0	0	0	1	1				
44 Brandon Moss, L OBP: 0.243, SLG: 0.258	F7				G3-1		G3-1			3	0	0	0	0	0	0				
15 Andy LaRoche, R OBP: 0.317, SLG: 0.347		1B			G5-3				1B	3	0	2	0	0	0	0				
35 Jason Jaramillo, S OBP: 0.359, SLG: 0.429		P6			K				P5	3	0	0	0	0	1	2				
10 Brian Bixler, R OBP: 0.250, SLG: 0.333					K				F8	2	0	0	0	0	2	0				
47 Evan Meek, R					K					0	0	0	0	0	0	0				
16 Eric Hinske, L OBP: 0.340, SLG: 0.364					K					1	0	0	0	0	0	1				
43 Jesse Chavez, R										0	0	0	0	0	0	0				
27 Jeff Karstens, R ERA: 1.65										1	0	0	0	0	1	0				
5 Ramón Vázquez, L OBP: 0.353, SLG: 0.175									G3	2	0	0	0	0	0	1				
<b>Inning Stats</b>	R: 0 E: 0 K: 2 S: 13	H: 1 LOB: 0 BB: 0 P: 20	R: 0 E: 0 K: 1 S: 8	H: 1 LOB: 0 BB: 0 P: 16	R: 0 E: 0 K: 2 S: 10	H: 0 LOB: 1 BB: 1 P: 18	R: 0 E: 0 K: 1 S: 8	H: 0 LOB: 0 BB: 0 P: 11	R: 0 E: 0 K: 1 S: 9	H: 0 LOB: 0 BB: 0 P: 10	R: 0 E: 0 K: 0 S: 5	H: 1 LOB: 0 BB: 0 P: 8	R: 0 E: 0 K: 0 S: 7	H: 1 LOB: 1 BB: 0 P: 14	R: 0 E: 0 K: 0 S: 8	H: 0 LOB: 0 BB: 0 P: 8	1B: 4 2B: 0 3B: 0 HR: 0	SF: 0 SAC: 0 DP: 1 HBP: 0	WP: 0 PB: 0 SB: 0 CS: 1	PA: 30
<b>PITCHER</b>	IP WLS BF H R ER SO BB IBB HBP BLK WP HR S P ERA WHIP																			
47 Johnny Cueto, R	8.0 W 27 4 0 0 0 9 1 0 0 0 0 0 68 109 0.00 0.625																			
53 Arthur Rhodes, L ERA:	1.0 3 0 0 0 0 0 0 0 0 0 0 0 8 8 0.00 0.000																			

AB	29
R	0
H	4
RBI	0
BB	1
SO	9
LOB	7





















Batter	1	2	3	4	5	6	7	8	9	AB	R	H	RBI	BB	SO	LOB	TOP				
55 Skip Schumaker, L (1,4) OBP: 0.356, SLG: 0.366	F9							F9	G6-3	3	0	1	0	0	0	2	St. Louis Cardinals @ Cincinnati Reds Great American Ball Park, Cincinnati, OH Fri May 08 2009, 7:10 PM EDT Att. 18,016 - Rain - 66 F				
33 Shane Robinson, R (8,PH)			1B							2	0	0	0	0	0						
28 Colby Rasmus, L (1,8) OBP: 0.337, SLG: 0.338	K		F8							3	0	0	0	0	1						
27 Tyler Greene, R (8,PH)										1	1	1	1	0	0						
5 Albert Pujols, R (1,3) OBP: 0.446, SLG: 0.705	F7									4	0	0	0	0	1						
47 Ryan Ludwick, R (1,9) OBP: 0.343, SLG: 0.536										2	1	0	0	2	0						
16 Chris Duncan, L (1,7) OBP: 0.375, SLG: 0.516	L7									4	2	2	1	0	0						
4 Yadier Molina, R (1,2) OBP: 0.390, SLG: 0.484	F9									4	0	2	1	0	1						
3 Khalil Greene, R (7,PH) OBP: 0.333, SLG: 0.368	F7									4	0	2	0	0	0						
22 Joe Thurston, L (1,5) OBP: 0.352, SLG: 0.432										2	0	0	0	2	0						
35 Joel Pineiro, R (1,1) OBP: 0.286, SLG: 0.091										1	0	0	0	0	0						
23 Brian Barden, R (7,PH) OBP: 0.345, SLG: 0.500										1	0	0	0	0	0						
34 Chris Perez, R (7,1)										0	0	0	0	0	0						
48 Brad Thompson, R (8,1) OBP: 1.000, SLG: 1.000										0	0	0	0	0	0						
21 Jason LaRue, R (9,PH) OBP: 0.474, SLG: 0.647										1	0	0	0	0	1						
<b>Inning Stats</b>	R: 0 E: 0 K: 1 S: 10	H: 0 LOB: 0 BB: 0 P: 13	R: 0 E: 0 K: 0 S: 12	H: 0 LOB: 1 BB: 1 P: 20	R: 0 E: 0 K: 0 S: 13	H: 1 LOB: 1 BB: 0 P: 18	R: 0 E: 0 K: 1 S: 8	H: 0 LOB: 0 BB: 0 P: 13	R: 0 E: 0 K: 1 S: 8	H: 0 LOB: 2 BB: 1 P: 15	R: 0 E: 0 K: 0 S: 6	H: 0 LOB: 0 BB: 0 P: 8	R: 1 E: 0 K: 0 S: 10	H: 3 LOB: 1 BB: 0 P: 11	R: 3 E: 0 K: 0 S: 21	H: 3 LOB: 1 BB: 1 P: 36	R: 0 E: 0 K: 1 S: 9	H: 0 LOB: 0 BB: 1 P: 18	1B: 5 2B: 2 3B: 0 HR: 1	SF: 0 SAC: 1 DP: 1 HBP: 0	WP: 0 PA: 37 PB: 0 SB: 1 CS: 1
<b>PITCHER</b>	IP WLS BF H R ER SO BB IBB HBP BLK WP HR S P ERA WHIP																				
47 Johnny Cueto, R (1,1) ERA: 1.99	7.0 W 27 5 1 1 3 2 0 0 0 0 0 0 6 9 1.29 1.000																				
53 Arthur Rhodes, L (8,1) ERA: 2.89	0.1 1 0 0 0 0 0 0 0 0 0 0 0 1 12 22 81.00 12.000																				
25 David Weathers, R (8,1) ERA: 6.08	0.1 H 1 0 0 0 0 0 0 0 0 0 0 0 3 5 0.00 0.000																				
48 Francisco Cordero, R (9,1) ERA: 2.98	1.0 S 3 0 0 0 1 1 0 0 0 0 0 0 9 18 0.00 1.000																				

Batter	1	2	3	4	5	6	7	8	9	AB	R	H	RBI	BB	SO	LOB	BOTTOM		
3 Willy Taveras, R (1,8) OBP: 0.348, SLG: 0.367	15 2B									3	1	2	1	1	0	1	St. Louis Cardinals @ Cincinnati Reds Great American Ball Park, Cincinnati, OH Fri May 08 2009, 7:10 PM EDT Att. 18,016 - Rain - 66 F		
15 Jerry Hairston, R (1,4) OBP: 0.289, SLG: 0.306										4	1	2	2	0	0				
32 Jay Bruce, L (1,9) OBP: 0.355, SLG: 0.546										4	0	1	1	0	0				
55 Ramon Hernandez, R (1,3) OBP: 0.344, SLG: 0.365										3	0	1	1	1	1				
17 Laynce Nix, L (1,7) OBP: 0.356, SLG: 0.610										4	0	0	0	0	0				
23 Adam Rosales, R (1,5) OBP: 0.324, SLG: 0.250										4	1	2	0	0	0				
29 Ryan Hanigan, R (1,2) OBP: 0.406, SLG: 0.393										3	1	2	0	0	0				
7 Paul Janish, R (1,6) OBP: 0.419, SLG: 0.464										4	0	1	0	0	1				
47 Johnny Cueto, R (1,1) ERA: 1.99										2	2	0	1	0	1				
53 Arthur Rhodes, L (8,1) ERA: 2.89										0	0	0	0	0	0				
25 David Weathers, R (8,1) ERA: 6.08										0	0	0	0	0	0				
51 Jared Burton, R (8,1) ERA: 6.08										0	0	0	0	0	0				
21 Chris Dickerson, L (8,PH) OBP: 0.333, SLG: 0.390										1	0	0	0	0	0				
48 Francisco Cordero, R (9,1) ERA: 2.98										0	0	0	0	0	0				
<b>Inning Stats</b>	R: 2 E: 0 K: 0 S: 11	H: 3 LOB: 0 BB: 0 P: 17	R: 3 E: 1 K: 1 S: 17	H: 4 LOB: 1 BB: 0 P: 23	R: 0 E: 0 K: 0 S: 11	H: 0 LOB: 0 BB: 0 P: 15	R: 0 E: 0 K: 1 S: 12	H: 1 LOB: 1 BB: 0 P: 17	R: 0 E: 0 K: 1 S: 9	H: 0 LOB: 0 BB: 0 P: 13	R: 0 E: 0 K: 0 S: 5	H: 0 LOB: 3 BB: 2 P: 9	R: 1 E: 0 K: 0 S: 14	H: 2 LOB: 3 BB: 2 P: 26	R: 0 E: 0 K: 1 S: 13	H: 1 LOB: 1 BB: 0 P: 18	1B: 9 2B: 3 3B: 0 HR: 0	SF: 0 SAC: 2 DP: 2 HBP: 0	WP: 1 PA: 36 PB: 1 SB: 0 CS: 0
<b>PITCHER</b>	IP WLS BF H R ER SO BB IBB HBP BLK WP HR S P ERA WHIP																		
35 Joel Pineiro, R (1,1) ERA: 3.66	6.0 L 25 8 5 4 3 0 0 0 0 0 0 0 6 5 6.00 1.333																		
34 Chris Perez, R (7,1) ERA: 3.0	1.0 7 2 1 1 0 2 0 0 0 0 1 0 14 26 9.00 4.000																		
48 Brad Thompson, R (8,1) ERA: 5.59	1.0 4 1 0 0 1 0 0 0 0 0 0 0 13 18 0.00 1.000																		



Batter	1	2	3	4	5	6	7	8	9	AB	R	H	RBI	BB	SO	LOB	TOP			
55 Skip Schumaker, L OBP: 0.361, SLG: 0.381										4	1	2	0	0	0	2	<b>St. Louis Cardinals @ Cincinnati Reds</b> Great American Ball Park, Cincinnati, OH Sat May 09 2009, 7:10 PM EDT Att: 40,651 - Partly Cloudy - 65 F			
28 Colby Rasmus, L OBP: 0.333, SLG: 0.333										4	0	1	0	0	1	2				
5 Albert Pujols, R OBP: 0.433, SLG: 0.679										4	0	0	0	0	1	5				
47 Ryan Ludwick, R OBP: 0.339, SLG: 0.554										4	1	1	2	0	1	2				
16 Chris Duncan, L OBP: 0.371, SLG: 0.505										4	0	1	0	0	1	2				
4 Yadier Molina, R OBP: 0.394, SLG: 0.479										3	0	1	0	1	0	1				
21 Jason LaRue, R OBP: 0.474, SLG: 0.647										0	0	0	0	0	0	0				
3 Khalil Greene, R OBP: 0.330, SLG: 0.363										4	1	1	0	0	0	2				
22 Joe Thurston, L OBP: 0.337, SLG: 0.412										4	0	0	0	0	2	3				
26 Kyle Lohse, R OBP: 0.286, SLG: 0.331										2	0	0	0	0	0	2				
27 Tyler Greene, R OBP: 0.263, SLG: 0.442										1	0	0	0	0	1	2				
36 Denrys Reyes, R OBP: 0.285, SLG: 0.442										0	0	0	0	0	0	0				
30 Jason Motte, R OBP: 0.285, SLG: 0.442										0	0	0	0	0	0	0				
54 Blaine Boyer, R OBP: 0.285, SLG: 0.442										0	0	0	0	0	0	0				
33 Shane Robinson, R OBP: 0.285, SLG: 0.442										1	0	0	0	0	1	0				
<b>Inning Stats</b>	R: 0 E: 0 K: 2 S: 13	H: 2 LOB: 2 BB: 0 P: 18	R: 0 E: 0 K: 1 S: 10	H: 1 LOB: 1 BB: 0 P: 17	R: 2 E: 0 K: 1 S: 14	H: 2 LOB: 0 BB: 0 P: 19	R: 0 E: 0 K: 1 S: 6	H: 0 LOB: 1 BB: 0 P: 10	R: 0 E: 0 K: 0 S: 8	H: 1 LOB: 0 BB: 0 P: 14	R: 1 E: 2 K: 1 S: 12	H: 1 LOB: 2 BB: 0 P: 19	R: 0 E: 0 K: 0 S: 7	H: 0 LOB: 0 BB: 0 P: 9	R: 0 E: 0 K: 1 S: 6	H: 0 LOB: 0 BB: 0 P: 11	1B: 5 2B: 2 3B: 0 HR: 1	SF: 0 SAC: 0 DP: 1 HBP: 0	WP: 0 PB: 0 SB: 0 CS: 0	PA: 36
<b>PITCHER</b>	IP WLS BF H R ER SO BB IBB HBP BLK WP HR S P ERA WHIP																			
39 Aaron Harang, R ERA: 2.93	7.0 W 30 7 3 2 7 1 0 0 0 0 1 69 107 2.57 1.143																			
25 David Weathers, R ERA: 2.51	1.0 3 0 0 0 0 0 0 0 0 0 0 7 9 0.00 0.000																			
40 Nick Masset, R ERA: 1.35	1.0 3 0 0 0 1 0 0 0 0 0 0 6 11 0.00 0.000																			

Batter	1	2	3	4	5	6	7	8	9	AB	R	H	RBI	BB	SO	LOB	BOTTOM			
3 Willy Taveras, R OBP: 0.353, SLG: 0.382										4	1	2	1	0	0	0	<b>St. Louis Cardinals @ Cincinnati Reds</b> Great American Ball Park, Cincinnati, OH Sat May 09 2009, 7:10 PM EDT Att: 40,651 - Partly Cloudy - 65 F			
15 Jerry Hairston, R OBP: 0.286, SLG: 0.359										3	2	2	1	0	0	0				
32 Jay Bruce, L OBP: 0.351, SLG: 0.564										4	1	1	2	0	2	1				
4 Brandon Phillips, R OBP: 0.322, SLG: 0.440										3	1	2	0	1	0	0				
17 Laynce Nix, L OBP: 0.347, SLG: 0.578										4	1	1	1	0	2	3				
55 Ramon Hernandez, R OBP: 0.351, SLG: 0.364										3	0	1	1	1	1	1				
23 Adam Rosales, R OBP: 0.317, SLG: 0.250										4	1	1	0	0	0	4				
29 Ryan Hanigan, R OBP: 0.389, SLG: 0.355										3	1	0	0	1	0	0				
39 Aaron Harang, R OBP: 0.133, SLG: 0.071										3	0	1	2	0	0	0				
25 David Weathers, R ERA: 4.66										0	0	0	0	0	0	0				
21 Chris Dickerson, L OBP: 0.328, SLG: 0.302										1	0	0	0	0	0	0				
40 Nick Masset, R ERA: 9.82										0	0	0	0	0	0	0				
<b>Inning Stats</b>	R: 2 E: 0 K: 1 S: 17	H: 2 LOB: 2 BB: 2 P: 30	R: 0 E: 0 K: 0 S: 6	H: 0 LOB: 0 BB: 0 P: 10	R: 0 E: 0 K: 1 S: 5	H: 0 LOB: 0 BB: 0 P: 8	R: 0 E: 0 K: 1 S: 12	H: 1 LOB: 0 BB: 0 P: 18	R: 0 E: 0 K: 0 S: 8	H: 0 LOB: 0 BB: 0 P: 9	R: 5 E: 0 K: 1 S: 15	H: 6 LOB: 2 BB: 1 P: 21	R: 1 E: 1 K: 1 S: 9	H: 2 LOB: 1 BB: 0 P: 12	R: 0 E: 0 K: 0 S: 6	H: 0 LOB: 0 BB: 0 P: 7	1B: 7 2B: 2 3B: 0 HR: 2	SF: 0 SAC: 1 DP: 0 HBP: 0	WP: 0 PB: 0 SB: 1 CS: 2	PA: 37
<b>PITCHER</b>	IP WLS BF H R ER SO BB IBB HBP BLK WP HR S P ERA WHIP																			
26 Kyle Lohse, R ERA: 4.25	6.0 L 28 7 7 7 4 3 0 0 0 0 0 1 63 96 10.50 2.000																			
36 Denrys Reyes, L ERA: 4.66	0.2 4 2 1 1 1 0 0 0 0 0 0 1 7 10 13.50 3.000																			
30 Jason Motte, R ERA: 3.46	0.1 1 0 0 0 0 0 0 0 0 0 0 0 2 2 0.00 0.000																			
54 Blaine Boyer, R ERA: 9.82	1.0 3 0 0 0 0 0 0 0 0 0 0 0 6 7 0.00 0.000																			











Batter	1	2	3	4	5	6	7	8	9	AB	R	H	RBI	BB	SO	LOB	TOP				
3 Willy Taveras, R OBP: 0.377, SLG: 0.409										4	0	1	0	0	1	1					
15 Jerry Hairston, R OBP: 0.321, SLG: 0.442										3	1	1	0	0	0	1					
19 Joey Votto, L OBP: 0.477, SLG: 0.579										2	0	0	0	0	0	2					
29 Ryan Hanigan, R OBP: 0.357, SLG: 0.324										2	0	0	0	0	0	0					
4 Brandon Phillips, R OBP: 0.338, SLG: 0.469										4	2	2	2	0	1	1					
32 Jay Bruce, L OBP: 0.326, SLG: 0.534										4	0	1	0	0	1	0					
55 Ramon Hernandez, R OBP: 0.336, SLG: 0.350										3	0	0	1	0	1	0					
17 Laynce Nix, L OBP: 0.333, SLG: 0.589										4	0	0	0	0	1	1					
23 Adam Rosales, R OBP: 0.370, SLG: 0.468										3	0	1	0	0	1	0					
33 Micah Owings, R OBP: 0.286, SLG: 0.667										3	0	0	0	0	0	1					
53 Arthur Rhodes, L										0	0	0	0	0	0	0					
25 David Weathers, R										0	0	0	0	0	0	0					
48 Francisco Cordero, R										0	0	0	0	0	0	0					
<b>Inning Stats</b>	R: 0 H: 0 E: 0 K: 1 S: 10	H: 0 LOB: 1 BB: 0 P: 18	R: 0 H: 0 E: 0 K: 1 S: 8	H: 0 LOB: 0 BB: 0 P: 11	R: 0 H: 0 E: 0 K: 2 S: 8	H: 0 LOB: 0 BB: 0 P: 14	R: 2 H: 3 E: 0 K: 0 S: 16	H: 3 LOB: 1 BB: 0 P: 24	R: 0 H: 1 E: 0 K: 0 S: 8	H: 1 LOB: 1 BB: 0 P: 11	R: 1 H: 1 E: 0 K: 1 S: 8	H: 1 LOB: 0 BB: 0 P: 13	R: 0 H: 1 E: 0 K: 0 S: 7	H: 1 LOB: 1 BB: 0 P: 11	R: 0 H: 0 E: 0 K: 0 S: 6	H: 0 LOB: 0 BB: 0 P: 7	R: 0 H: 0 E: 0 K: 1 S: 7	H: 0 LOB: 0 BB: 0 P: 9	1B: 5 2B: 0 3B: 0 HR: 1	SF: 1 SAC: 0 DP: 0 HBP: 1	WP: 0 PA: 34 PB: 0 SB: 3 CS: 0
<b>PITCHER</b>	IP WLS BF H R ER SO BB IBB HBP BLK WP HR S P ERA WHIP	IP WLS BF H R ER SO BB IBB HBP BLK WP HR S P ERA WHIP	IP WLS BF H R ER SO BB IBB HBP BLK WP HR S P ERA WHIP	IP WLS BF H R ER SO BB IBB HBP BLK WP HR S P ERA WHIP	IP WLS BF H R ER SO BB IBB HBP BLK WP HR S P ERA WHIP	IP WLS BF H R ER SO BB IBB HBP BLK WP HR S P ERA WHIP	IP WLS BF H R ER SO BB IBB HBP BLK WP HR S P ERA WHIP	IP WLS BF H R ER SO BB IBB HBP BLK WP HR S P ERA WHIP	IP WLS BF H R ER SO BB IBB HBP BLK WP HR S P ERA WHIP	IP WLS BF H R ER SO BB IBB HBP BLK WP HR S P ERA WHIP	IP WLS BF H R ER SO BB IBB HBP BLK WP HR S P ERA WHIP	IP WLS BF H R ER SO BB IBB HBP BLK WP HR S P ERA WHIP	IP WLS BF H R ER SO BB IBB HBP BLK WP HR S P ERA WHIP	IP WLS BF H R ER SO BB IBB HBP BLK WP HR S P ERA WHIP	IP WLS BF H R ER SO BB IBB HBP BLK WP HR S P ERA WHIP	IP WLS BF H R ER SO BB IBB HBP BLK WP HR S P ERA WHIP	IP WLS BF H R ER SO BB IBB HBP BLK WP HR S P ERA WHIP	IP WLS BF H R ER SO BB IBB HBP BLK WP HR S P ERA WHIP	IP WLS BF H R ER SO BB IBB HBP BLK WP HR S P ERA WHIP	IP WLS BF H R ER SO BB IBB HBP BLK WP HR S P ERA WHIP	IP WLS BF H R ER SO BB IBB HBP BLK WP HR S P ERA WHIP

Cincinnati Reds @ Arizona Diamondbacks  
Chase Field, Phoenix, AZ  
Tue May 12 2009, 6:40 PM MST  
Att: 24,824 - Clear - 98 F

AB 32  
R 3  
H 6  
RBI 3  
BB 0  
SO 6  
LOB 7

Batter	1	2	3	4	5	6	7	8	9	AB	R	H	RBI	BB	SO	LOB	BOTTOM				
2 Felipe Lopez, S OBP: 0.390, SLG: 0.504										4	0	2	1	1	0	2					
26 Miguel Montero, L OBP: 0.314, SLG: 0.468										3	0	0	0	0	0	3					
19 Chris Snyder, R OBP: 0.363, SLG: 0.323										1	0	0	0	0	0	2					
10 Justin Upton, R OBP: 0.378, SLG: 0.552										4	0	0	0	0	3	5					
27 Mark Reynolds, R OBP: 0.338, SLG: 0.500										2	0	0	0	2	1	2					
22 Eric Byrnes, R OBP: 0.257, SLG: 0.413										4	0	0	0	0	0	4					
29 Josh Whitesell, L OBP: 0.269, SLG: 0.143										4	0	1	0	0	2	0					
24 Chris Young, R OBP: 0.238, SLG: 0.331										4	0	0	0	0	0	1					
11 Augie Ojeda, S OBP: 0.390, SLG: 0.373										4	0	2	0	0	0	1					
15 Dan Haren, R ERA: 4.33										2	0	1	0	0	0	1					
57 Jon Rauch, R ERA: 7.07										0	0	0	0	0	0	0					
14 Ryan Roberts, R ERA: 4.48, SLG: 0.354										0	0	0	0	0	0	0					
16 Josh Wilson, R ERA: 4.48, SLG: 0.354										0	0	0	0	0	0	0					
60 Scott Schoeneweis, L ERA: 1.8										0	0	0	0	0	0	0					
6 Stephen Drew, L OBP: 0.284, SLG: 0.336										0	0	0	0	0	0	0					
<b>Inning Stats</b>	R: 0 H: 0 E: 0 K: 1 S: 7	H: 0 LOB: 0 BB: 0 P: 14	R: 0 H: 0 E: 0 K: 2 S: 9	H: 0 LOB: 0 BB: 0 P: 13	R: 0 H: 1 E: 0 K: 0 S: 7	H: 1 LOB: 0 BB: 0 P: 11	R: 0 H: 0 E: 0 K: 0 S: 9	H: 0 LOB: 2 BB: 2 P: 18	R: 0 H: 0 E: 0 K: 0 S: 6	H: 0 LOB: 0 BB: 0 P: 11	R: 0 H: 2 E: 1 K: 1 S: 10	H: 2 LOB: 2 BB: 0 P: 13	R: 0 H: 1 E: 0 K: 0 S: 5	H: 1 LOB: 1 BB: 0 P: 9	R: 1 H: 1 E: 0 K: 1 S: 13	H: 1 LOB: 2 BB: 1 P: 23	R: 0 H: 1 E: 0 K: 1 S: 10	H: 1 LOB: 2 BB: 1 P: 15	1B: 5 2B: 1 3B: 0 HR: 0	SF: 0 SAC: 0 DP: 1 HBP: 1	WP: 0 PA: 37 PB: 0 SB: 1 CS: 0
<b>PITCHER</b>	IP WLS BF H R ER SO BB IBB HBP BLK WP HR S P ERA WHIP	IP WLS BF H R ER SO BB IBB HBP BLK WP HR S P ERA WHIP	IP WLS BF H R ER SO BB IBB HBP BLK WP HR S P ERA WHIP	IP WLS BF H R ER SO BB IBB HBP BLK WP HR S P ERA WHIP	IP WLS BF H R ER SO BB IBB HBP BLK WP HR S P ERA WHIP	IP WLS BF H R ER SO BB IBB HBP BLK WP HR S P ERA WHIP	IP WLS BF H R ER SO BB IBB HBP BLK WP HR S P ERA WHIP	IP WLS BF H R ER SO BB IBB HBP BLK WP HR S P ERA WHIP	IP WLS BF H R ER SO BB IBB HBP BLK WP HR S P ERA WHIP	IP WLS BF H R ER SO BB IBB HBP BLK WP HR S P ERA WHIP	IP WLS BF H R ER SO BB IBB HBP BLK WP HR S P ERA WHIP	IP WLS BF H R ER SO BB IBB HBP BLK WP HR S P ERA WHIP	IP WLS BF H R ER SO BB IBB HBP BLK WP HR S P ERA WHIP	IP WLS BF H R ER SO BB IBB HBP BLK WP HR S P ERA WHIP	IP WLS BF H R ER SO BB IBB HBP BLK WP HR S P ERA WHIP	IP WLS BF H R ER SO BB IBB HBP BLK WP HR S P ERA WHIP	IP WLS BF H R ER SO BB IBB HBP BLK WP HR S P ERA WHIP	IP WLS BF H R ER SO BB IBB HBP BLK WP HR S P ERA WHIP	IP WLS BF H R ER SO BB IBB HBP BLK WP HR S P ERA WHIP	IP WLS BF H R ER SO BB IBB HBP BLK WP HR S P ERA WHIP	IP WLS BF H R ER SO BB IBB HBP BLK WP HR S P ERA WHIP

Cincinnati Reds @ Arizona Diamondbacks  
Chase Field, Phoenix, AZ  
Tue May 12 2009, 6:40 PM MST  
Att: 24,824 - Clear - 98 F

AB 32  
R 1  
H 6  
RBI 1  
BB 4  
SO 6  
LOB 21



Batter	1	2	3	4	5	6	7	8	9	AB	R	H	RBI	BB	SO	LOB	TOP								
3 Willy Taveras, R OBP: 0.382, SLG: 0.413 51 Jared Burton, R (9, 1)										6	2	3	0	0	1	1									
15 Jerry Hairston, R OBP: 0.326, SLG: 0.476										5	3	2	1	0	0	3									
32 Jay Bruce, L OBP: 0.328, SLG: 0.521										3	2	0	0	1	1	4									
4 Brandon Phillips, R OBP: 0.348, SLG: 0.487										4	1	2	4	1	1	1									
55 Ramon Hernandez, R OBP: 0.339, SLG: 0.346										4	1	1	1	1	0	4									
23 Adam Rosales, R OBP: 0.373, SLG: 0.451										4	1	1	1	0	2	2									
21 Chris Dickerson, L OBP: 0.333, SLG: 0.500										4	0	2	1	1	1	0									
29 Ryan Hanigan, R OBP: 0.362, SLG: 0.333										5	0	2	1	0	0	3									
47 Johnny Cueto, R OBP: 0.188, SLG: 0.188 52 Daniel Herrera, L (8, 1) 16 Darrell McDonald, R OBP: 0.265, SLG: 0.261 (9, 8)										4	0	1	0	0	0	3									
<b>Inning Stats</b>	R: 0 E: 0 K: 2 S: 10	H: 0 LOB: 0 BB: 0 P: 12	R: 0 E: 0 K: 0 S: 12	H: 0 LOB: 2 BB: 1 P: 24	R: 3 E: 0 K: 0 S: 17	H: 4 LOB: 1 BB: 0 P: 19	R: 0 E: 0 K: 0 S: 4	H: 1 LOB: 0 BB: 0 P: 4	R: 0 E: 1 K: 1 S: 5	H: 1 LOB: 2 BB: 1 P: 12	R: 0 E: 0 K: 1 S: 7	H: 0 LOB: 0 BB: 0 P: 9	R: 5 E: 1 K: 1 S: 22	H: 5 LOB: 2 BB: 2 P: 39	R: 2 E: 0 K: 1 S: 17	H: 2 LOB: 1 BB: 0 P: 29	R: 0 E: 0 K: 1 S: 10	H: 1 LOB: 1 BB: 0 P: 15	1B: 10 2B: 3 3B: 1 HR: 0	SF: 0 SAC: 0 DP: 2 HBP: 2	WP: 1 PB: 0 SB: 3 CS: 0	PA: 46			
<b>PITCHER</b>	IP WLS BF H R ER SO BB IBB HBP BLK WP HR S P ERA WHIP	IP WLS BF H R ER SO BB IBB HBP BLK WP HR S P ERA WHIP	IP WLS BF H R ER SO BB IBB HBP BLK WP HR S P ERA WHIP	IP WLS BF H R ER SO BB IBB HBP BLK WP HR S P ERA WHIP	IP WLS BF H R ER SO BB IBB HBP BLK WP HR S P ERA WHIP	IP WLS BF H R ER SO BB IBB HBP BLK WP HR S P ERA WHIP	IP WLS BF H R ER SO BB IBB HBP BLK WP HR S P ERA WHIP	IP WLS BF H R ER SO BB IBB HBP BLK WP HR S P ERA WHIP	IP WLS BF H R ER SO BB IBB HBP BLK WP HR S P ERA WHIP	IP WLS BF H R ER SO BB IBB HBP BLK WP HR S P ERA WHIP	IP WLS BF H R ER SO BB IBB HBP BLK WP HR S P ERA WHIP	IP WLS BF H R ER SO BB IBB HBP BLK WP HR S P ERA WHIP	IP WLS BF H R ER SO BB IBB HBP BLK WP HR S P ERA WHIP	IP WLS BF H R ER SO BB IBB HBP BLK WP HR S P ERA WHIP	IP WLS BF H R ER SO BB IBB HBP BLK WP HR S P ERA WHIP	IP WLS BF H R ER SO BB IBB HBP BLK WP HR S P ERA WHIP	IP WLS BF H R ER SO BB IBB HBP BLK WP HR S P ERA WHIP	IP WLS BF H R ER SO BB IBB HBP BLK WP HR S P ERA WHIP	IP WLS BF H R ER SO BB IBB HBP BLK WP HR S P ERA WHIP	IP WLS BF H R ER SO BB IBB HBP BLK WP HR S P ERA WHIP	IP WLS BF H R ER SO BB IBB HBP BLK WP HR S P ERA WHIP	IP WLS BF H R ER SO BB IBB HBP BLK WP HR S P ERA WHIP	IP WLS BF H R ER SO BB IBB HBP BLK WP HR S P ERA WHIP	IP WLS BF H R ER SO BB IBB HBP BLK WP HR S P ERA WHIP	IP WLS BF H R ER SO BB IBB HBP BLK WP HR S P ERA WHIP

Cincinnati Reds @ Arizona Diamondbacks  
Chase Field, Phoenix, AZ  
Wed May 13 2009, 6:40 PM MST  
Att: 20,444 - Clear - 94 F

AB	40
R	10
H	14
RBI	9
BB	4
SO	6
LOB	22



Batter	1	2	3	4	5	6	7	8	9	AB	R	H	RBI	BB	SO	LOB	BOTTOM								
2 Felipe Lopez, S OBP: 0.380, SLG: 0.489										4	0	0	0	0	1	0									
18 Gerardo Parra, L OBP: 0.250, SLG: 1.000 (7, 7)										4	1	1	1	0	0	0									
10 Justin Upton, R OBP: 0.390, SLG: 0.583										3	1	2	0	1	1	0									
6 Stephen Drew, L OBP: 0.291, SLG: 0.375 47 Leo Rosales, R (9, 1)										4	0	1	1	0	2	2									
22 Eric Byrnes, R OBP: 0.250, SLG: 0.400 32 Esmerling Vasquez, R (7, 1) 14 Ryan Roberts, R OBP: 0.433, SLG: 0.375 (9, 5)										3	0	0	0	0	0	2									
26 Miguel Montero, L OBP: 0.309, SLG: 0.440										3	0	0	0	1	0	0									
18 Chad Tracy, L OBP: 0.239, SLG: 0.353										3	0	0	0	1	0	1									
11 Augie Ojeda, S OBP: 0.383, SLG: 0.408 (9, 6)										4	1	1	1	0	1	3									
44 Bryan Augenstein, R (1, 1) 60 Scott Schoeneweis, L (7, 1) 58 Juan Gutierrez, R (7, 1) 24 Chris Young, R OBP: 0.236, SLG: 0.328 (7, 8)										2	0	0	0	0	1	1									
<b>Inning Stats</b>	R: 1 E: 0 K: 0 S: 10	H: 1 LOB: 1 BB: 1 P: 17	R: 0 E: 0 K: 0 S: 5	H: 0 LOB: 0 BB: 0 P: 8	R: 0 E: 0 K: 0 S: 8	H: 0 LOB: 0 BB: 0 P: 11	R: 0 E: 0 K: 2 S: 9	H: 0 LOB: 0 BB: 0 P: 13	R: 0 E: 0 K: 2 S: 11	H: 0 LOB: 1 BB: 1 P: 19	R: 1 E: 0 K: 0 S: 13	H: 2 LOB: 1 BB: 0 P: 17	R: 1 E: 0 K: 0 S: 11	H: 1 LOB: 0 BB: 0 P: 15	R: 0 E: 0 K: 2 S: 11	H: 1 LOB: 1 BB: 0 P: 16	R: 0 E: 1 K: 1 S: 9	H: 0 LOB: 1 BB: 1 P: 17	1B: 1 2B: 1 3B: 1 HR: 2	SF: 0 SAC: 0 DP: 1 HBP: 0	WP: 0 PB: 0 SB: 0 CS: 0	PA: 35			
<b>PITCHER</b>	IP WLS BF H R ER SO BB IBB HBP BLK WP HR S P ERA WHIP	IP WLS BF H R ER SO BB IBB HBP BLK WP HR S P ERA WHIP	IP WLS BF H R ER SO BB IBB HBP BLK WP HR S P ERA WHIP	IP WLS BF H R ER SO BB IBB HBP BLK WP HR S P ERA WHIP	IP WLS BF H R ER SO BB IBB HBP BLK WP HR S P ERA WHIP	IP WLS BF H R ER SO BB IBB HBP BLK WP HR S P ERA WHIP	IP WLS BF H R ER SO BB IBB HBP BLK WP HR S P ERA WHIP	IP WLS BF H R ER SO BB IBB HBP BLK WP HR S P ERA WHIP	IP WLS BF H R ER SO BB IBB HBP BLK WP HR S P ERA WHIP	IP WLS BF H R ER SO BB IBB HBP BLK WP HR S P ERA WHIP	IP WLS BF H R ER SO BB IBB HBP BLK WP HR S P ERA WHIP	IP WLS BF H R ER SO BB IBB HBP BLK WP HR S P ERA WHIP	IP WLS BF H R ER SO BB IBB HBP BLK WP HR S P ERA WHIP	IP WLS BF H R ER SO BB IBB HBP BLK WP HR S P ERA WHIP	IP WLS BF H R ER SO BB IBB HBP BLK WP HR S P ERA WHIP	IP WLS BF H R ER SO BB IBB HBP BLK WP HR S P ERA WHIP	IP WLS BF H R ER SO BB IBB HBP BLK WP HR S P ERA WHIP	IP WLS BF H R ER SO BB IBB HBP BLK WP HR S P ERA WHIP	IP WLS BF H R ER SO BB IBB HBP BLK WP HR S P ERA WHIP	IP WLS BF H R ER SO BB IBB HBP BLK WP HR S P ERA WHIP	IP WLS BF H R ER SO BB IBB HBP BLK WP HR S P ERA WHIP	IP WLS BF H R ER SO BB IBB HBP BLK WP HR S P ERA WHIP	IP WLS BF H R ER SO BB IBB HBP BLK WP HR S P ERA WHIP	IP WLS BF H R ER SO BB IBB HBP BLK WP HR S P ERA WHIP	IP WLS BF H R ER SO BB IBB HBP BLK WP HR S P ERA WHIP

Cincinnati Reds @ Arizona Diamondbacks  
Chase Field, Phoenix, AZ  
Wed May 13 2009, 6:40 PM MST  
Att: 20,444 - Clear - 94 F

AB	32
R	3
H	5
RBI	3
BB	3
SO	7
LOB	9





Batter	1	2	3	4	5	6	7	8	9	AB	R	H	RBI	BB	SO	LOB	TOP				
3 Willy Taveras, R OBP: 0.371, SLG: 0.400										4	0	0	0	0	1	0	<b>Cincinnati Reds @ San Diego Padres</b> PETCO Park, San Diego, CA Fri May 15 2009, 10:05 PM EDT Att: 27,021 - Cloudy - 65 F				
15 Jerry Hairston, R OBP: 0.312, SLG: 0.453										4	0	0	0	0	1	0					
19 Joey Votto, L OBP: 0.477, SLG: 0.600										3	1	1	1	1	0	0					
4 Brandon Phillips, R OBP: 0.345, SLG: 0.479										4	0	1	0	0	0	1					
32 Jay Bruce, L OBP: 0.326, SLG: 0.520										4	0	1	0	0	0	0					
55 Ramon Hernandez, R OBP: 0.336, SLG: 0.352										4	1	1	0	0	0	1					
17 Laynce Nix, L OBP: 0.344, SLG: 0.593										3	1	1	0	1	1	1					
2 Alex Gonzalez, R OBP: 0.232, SLG: 0.303										2	0	1	2	1	0	0					
21 Chris Dickerson, L OBP: 0.341, SLG: 0.390										0	0	0	0	0	1	0					
39 Aaron Harang, R OBP: 0.111, SLG: 0.059										3	0	0	0	0	0	3					
53 Arthur Rhodes, L OBP: 0.367, SLG: 0.442										0	0	0	0	0	0	0					
23 Adam Rosales, R OBP: 0.367, SLG: 0.442										1	0	0	0	0	1	2					
<b>Inning Stats</b>	R: 0 E: 0 K: 0 S: 7	H: 0 LOB: 0 BB: 0 P: 10	R: 0 E: 0 K: 0 S: 5	H: 1 LOB: 0 BB: 0 P: 9	R: 0 E: 0 K: 1 S: 7	H: 0 LOB: 0 BB: 0 P: 10	R: 0 E: 0 K: 1 S: 8	H: 0 LOB: 0 BB: 0 P: 13	R: 2 E: 0 K: 0 S: 14	H: 2 LOB: 1 BB: 1 P: 26	R: 1 E: 0 K: 1 S: 9	H: 1 LOB: 0 BB: 0 P: 14	R: 0 E: 0 K: 0 S: 10	H: 1 LOB: 2 BB: 1 P: 18	R: 0 E: 0 K: 0 S: 10	H: 0 LOB: 1 BB: 1 P: 19	R: 0 E: 0 K: 1 S: 10	H: 1 LOB: 2 BB: 1 P: 17	1B: 1 2B: 4 3B: 0 HR: 1	SF: 0 SAC: 0 DP: 0 HBP: 0	WP: 0 PA: 36
<b>PITCHER</b>	IP WLS BF H R ER SO BB IBB HBP BLK WP HR S P ERA WHIP																				
29 Kevin Correia, R ERA: 5.06	7.0 W 27 5 3 3 3 0 2 0 0 0 0 1 60 100 3.86 0.714																				
57 Luke Gregerson, R ERA: 5.3	0.2 H 3 0 0 0 0 1 0 0 0 0 0 0 7 14 0.00 1.500																				
21 Heath Bell, R ERA:	1.1 S 6 1 0 0 1 1 0 0 0 0 0 0 13 22 0.00 1.500																				

Batter	1	2	3	4	5	6	7	8	9	AB	R	H	RBI	BB	SO	LOB	BOTTOM		
24 Brian Giles, L OBP: 0.250, SLG: 0.231										4	1	1	0	0	0	4	<b>Cincinnati Reds @ San Diego Padres</b> PETCO Park, San Diego, CA Fri May 15 2009, 10:05 PM EDT Att: 27,021 - Cloudy - 65 F		
22 David Eckstein, R OBP: 0.321, SLG: 0.336										4	1	1	1	0	0	1			
23 Adrián González, L OBP: 0.405, SLG: 0.674										3	1	1	1	1	1	0			
12 Scott Hairston, R OBP: 0.381, SLG: 0.578										4	0	1	1	0	2	0			
33 Jody Gerut, L OBP: 0.269, SLG: 0.416										3	1	1	1	0	1	0			
5 Kevin Kouzmanoff, R OBP: 0.293, SLG: 0.308										4	0	2	1	0	1	2			
21 Heath Bell, R ERA:										4	0	1	0	0	0	1			
4 Nick Hundley, R OBP: 0.343, SLG: 0.391										4	0	1	0	0	0	1			
8 Chris Burke, R OBP: 0.350, SLG: 0.353										3	1	1	0	1	0	0			
29 Kevin Correia, R OBP: 0.429, SLG: 0.500										1	0	0	0	1	1	3			
11 Drew Macias, L OBP: 0.333, SLG: 1.000										1	0	0	0	0	0	1			
57 Luke Gregerson, L ERA:										0	0	0	0	0	0	0			
14 Josh Wilson, R OBP: 0.323, SLG: 0.259										1	0	0	0	0	0	0			
<b>Inning Stats</b>	R: 1 E: 0 K: 0 S: 8	H: 1 LOB: 0 BB: 0 P: 14	R: 0 E: 0 K: 1 S: 17	H: 2 LOB: 3 BB: 1 P: 30	R: 0 E: 0 K: 2 S: 8	H: 0 LOB: 0 BB: 0 P: 11	R: 0 E: 0 K: 2 S: 7	H: 0 LOB: 0 BB: 0 P: 10	R: 0 E: 0 K: 0 S: 10	H: 0 LOB: 1 BB: 1 P: 20	R: 1 E: 0 K: 1 S: 7	H: 2 LOB: 1 BB: 0 P: 12	R: 3 E: 0 K: 0 S: 14	H: 4 LOB: 2 BB: 1 P: 25	R: 0 E: 0 K: 0 S: 4	H: 0 LOB: 0 BB: 0 P: 7	1B: 6 2B: 2 3B: 0 HR: 1	SF: 1 SAC: 0 DP: 0 HBP: 0	WP: 0 PA: 36
<b>PITCHER</b>	IP WLS BF H R ER SO BB IBB HBP BLK WP HR S P ERA WHIP																		
39 Aaron Harang, R ERA: 3.44	6.1 L 29 8 5 5 6 2 0 0 0 0 0 0 66 109 7.11 1.579																		
53 Arthur Rhodes, L ERA:	0.0 1 0 0 0 0 1 0 0 0 0 0 0 4 0 0 0 0 0 0																		
25 David Weathers, R ERA: 2.13	1.2 6 1 0 0 0 0 0 0 0 0 0 0 9 16 0.00 0.600																		

AB 32  
R 3  
H 6  
RBI 3  
BB 4  
SO 4  
LOB 8



AB 32  
R 5  
H 9  
RBI 5  
BB 3  
SO 6  
LOB 12





Batter	1	2	3	4	5	6	7	8	9	10	11	12	13	14	15	16	AB	R	H	RBI	BB	SO	LOB	TOP
3 Willy Taveras, R OBP: 0.354, SLG: 0.379	F8		K		G5-3		G5-3		L9			K		B2-3			7	0	0	0	0	2	2	
15 Jerry Hairston, R OBP: 0.300, SLG: 0.441	G5-3				19 F6 4 G6-3		L8		F9		K		K		E6 23 G5-4-3		7	1	1	0	0	2	0	
19 Joey Votto, L OBP: 0.470, SLG: 0.589	F8				F8				P2			F9			G5-4-3		2	0	0	0	0	0	1	
23 Adam Rosales, R OBP: 0.369, SLG: 0.429	F8				F8				32 HR								4	1	1	0	1	0	1	
4 Brandon Phillips, R OBP: 0.342, SLG: 0.469		L1			G6-3				P3								6	0	1	1	1	0	2	
32 Jay Bruce, L OBP: 0.317, SLG: 0.523		G4-3			G3-1				F9								7	1	1	2	0	1	3	
55 Ramon Hernandez, R OBP: 0.349, SLG: 0.354									G1								5	1	2	0	2	0	0	
17 Laynce Nix, L OBP: 0.302, SLG: 0.631	F8																6	1	2	2	1	1	3	
2 Alex Gonzalez, R OBP: 0.225, SLG: 0.280					G1-3				G5-3								6	0	0	0	1	1	1	
34 Eric Vogelsong, R ERA: 3.86					K				G1-3															































Batter	1	2	3	4	5	6	7	8	9	AB	R	H	RBI	BB	SO	LOB	TOP			
21 Michael Bourn, L OBP: 0.360, SLG: 0.388										4	1	2	0	1	0	2	<b>Houston Astros @ Cincinnati Reds</b> Great American Ball Park, Cincinnati, OH Mon May 25 2009, 1:10 PM EDT Att: 17,818 - Overcast - 76 F			
10 Miguel Tejada, R OBP: 0.366, SLG: 0.511										5	0	1	1	0	0	5				
17 Lance Berkman, S OBP: 0.363, SLG: 0.476										5	2	2	2	0	1	1				
45 Carlos Lee, R OBP: 0.363, SLG: 0.536										5	0	2	0	0	0	1				
9 Hunter Pence, R OBP: 0.429, SLG: 0.528										4	0	3	0	1	0	1				
77 Ivan Rodriguez, R OBP: 0.306, SLG: 0.450										1	0	0	0	0	1	2				
55 Humberto Quintero, R OBP: 0.208, SLG: 0.250										3	0	1	1	0	1	2				
3 Kazuo Matsui, S OBP: 0.288, SLG: 0.295										3	1	0	0	1	1	4				
8 Jeff Keppinger, R OBP: 0.397, SLG: 0.484										3	1	3	0	1	0	0				
51 Wandy Rodriguez, S ERA: 3.38										2	0	0	0	0	0	2				
2 Darin Erstad, L OBP: 0.329, SLG: 0.528										0	0	0	0	0	0	0				
47 Jeff Fulchino, R ERA: 4.08										1	0	0	1	0	0	1				
4 Jason Michaels, R OBP: 0.298, SLG: 0.333										0	0	0	0	0	0	1				
48 Tim Lincecum, L ERA: 2.81										0	0	0	0	0	0	1				
<b>Inning Stats</b>	R: 2 E: 0 K: 1 S: 13	H: 4 LOB: 2 BB: 0 P: 16	R: 0 E: 0 K: 0 S: 9	H: 1 LOB: 1 BB: 0 P: 14	R: 1 E: 0 K: 1 S: 14	H: 3 LOB: 2 BB: 0 P: 24	R: 0 E: 0 K: 0 S: 9	H: 1 LOB: 1 BB: 1 P: 15	R: 0 E: 0 K: 2 S: 16	H: 1 LOB: 1 BB: 0 P: 24	R: 2 E: 0 K: 0 S: 11	H: 2 LOB: 1 BB: 1 P: 22	R: 0 E: 0 K: 0 S: 10	H: 1 LOB: 2 BB: 1 P: 19	R: 0 E: 0 K: 0 S: 7	H: 1 LOB: 0 BB: 0 P: 8	1B: 9 2B: 4 3B: 1 HR: 1	SF: 0 SAC: 0 DP: 3 HBP: 0	WP: 0 PB: 0 SB: 1 CS: 1	PA: 41
<b>PITCHER</b>	IP WLS BF H R ER SO BB IBB HBP BLK WP HR S P ERA WHIP	IP WLS BF H R ER SO BB IBB HBP BLK WP HR S P ERA WHIP	IP WLS BF H R ER SO BB IBB HBP BLK WP HR S P ERA WHIP	IP WLS BF H R ER SO BB IBB HBP BLK WP HR S P ERA WHIP	IP WLS BF H R ER SO BB IBB HBP BLK WP HR S P ERA WHIP	IP WLS BF H R ER SO BB IBB HBP BLK WP HR S P ERA WHIP	IP WLS BF H R ER SO BB IBB HBP BLK WP HR S P ERA WHIP	IP WLS BF H R ER SO BB IBB HBP BLK WP HR S P ERA WHIP	IP WLS BF H R ER SO BB IBB HBP BLK WP HR S P ERA WHIP	IP WLS BF H R ER SO BB IBB HBP BLK WP HR S P ERA WHIP	IP WLS BF H R ER SO BB IBB HBP BLK WP HR S P ERA WHIP	IP WLS BF H R ER SO BB IBB HBP BLK WP HR S P ERA WHIP	IP WLS BF H R ER SO BB IBB HBP BLK WP HR S P ERA WHIP	IP WLS BF H R ER SO BB IBB HBP BLK WP HR S P ERA WHIP	IP WLS BF H R ER SO BB IBB HBP BLK WP HR S P ERA WHIP	IP WLS BF H R ER SO BB IBB HBP BLK WP HR S P ERA WHIP				

AB	37
R	5
H	14
RBI	5
BB	4
SO	4
LOB	22



Batter	1	2	3	4	5	6	7	8	9	AB	R	H	RBI	BB	SO	LOB	BOTTOM			
3 Willy Taveras, R OBP: 0.335, SLG: 0.348										5	1	1	0	0	1	4	<b>Houston Astros @ Cincinnati Reds</b> Great American Ball Park, Cincinnati, OH Mon May 25 2009, 1:10 PM EDT Att: 17,818 - Overcast - 76 F			
15 Jerry Hairston, R OBP: 0.313, SLG: 0.463										4	2	2	1	0	1	1				
21 Chris Dickerson, L OBP: 0.374, SLG: 0.554										3	1	0	0	2	2	2				
31 Jonny Gomes, R OBP: 0.467, SLG: 0.500										4	0	3	3	1	0	0				
48 Francisco Cordero, R ERA: 1.8										0	0	0	0	0	0	0				
55 Ramon Hernandez, R OBP: 0.363, SLG: 0.388										5	0	2	0	0	0	7				
2 Alex Gonzalez, R OBP: 0.254, SLG: 0.318										5	1	0	1	0	0	6				
23 Adam Rosales, R OBP: 0.356, SLG: 0.397										5	2	2	1	0	2	2				
7 Paul Janish, R OBP: 0.378, SLG: 0.375										2	0	1	1	1	0	1				
51 Jared Burton, R OBP: 0.280, SLG: 0.600										0	0	0	0	0	0	0				
33 Micah Owings, R OBP: 0.307, SLG: 0.487										1	0	0	0	0	1	0				
46 Carlos Fisher, L OBP: 0.307, SLG: 0.487										0	0	0	0	0	0	0				
32 Jay Bruce, L OBP: 0.307, SLG: 0.487										0	0	0	0	0	0	0				
39 Aaron Harang, R OBP: 0.182, SLG: 0.143										2	0	2	1	0	0	0				
19 Joey Volto, L OBP: 0.479, SLG: 0.632										1	1	0	0	1	1	0				
<b>Inning Stats</b>	R: 5 E: 1 K: 0 S: 18	H: 5 LOB: 2 BB: 1 P: 30	R: 0 E: 0 K: 1 S: 6	H: 0 LOB: 0 BB: 0 P: 8	R: 0 E: 0 K: 1 S: 10	H: 2 LOB: 2 BB: 1 P: 17	R: 1 E: 1 K: 1 S: 14	H: 3 LOB: 2 BB: 0 P: 23	R: 2 E: 0 K: 0 S: 12	H: 1 LOB: 3 BB: 3 P: 27	R: 0 E: 0 K: 2 S: 10	H: 0 LOB: 0 BB: 0 P: 15	R: 0 E: 0 K: 3 S: 18	H: 1 LOB: 1 BB: 0 P: 25	R: 0 E: 0 K: 0 S: 7	H: 1 LOB: 1 BB: 0 P: 12	1B: 11 2B: 2 3B: 0 HR: 0	SF: 1 SAC: 0 DP: 0 HBP: 0	WP: 0 PB: 0 SB: 0 CS: 0	PA: 43
<b>PITCHER</b>	IP WLS BF H R ER SO BB IBB HBP BLK WP HR S P ERA WHIP	IP WLS BF H R ER SO BB IBB HBP BLK WP HR S P ERA WHIP	IP WLS BF H R ER SO BB IBB HBP BLK WP HR S P ERA WHIP	IP WLS BF H R ER SO BB IBB HBP BLK WP HR S P ERA WHIP	IP WLS BF H R ER SO BB IBB HBP BLK WP HR S P ERA WHIP	IP WLS BF H R ER SO BB IBB HBP BLK WP HR S P ERA WHIP	IP WLS BF H R ER SO BB IBB HBP BLK WP HR S P ERA WHIP	IP WLS BF H R ER SO BB IBB HBP BLK WP HR S P ERA WHIP	IP WLS BF H R ER SO BB IBB HBP BLK WP HR S P ERA WHIP	IP WLS BF H R ER SO BB IBB HBP BLK WP HR S P ERA WHIP	IP WLS BF H R ER SO BB IBB HBP BLK WP HR S P ERA WHIP	IP WLS BF H R ER SO BB IBB HBP BLK WP HR S P ERA WHIP	IP WLS BF H R ER SO BB IBB HBP BLK WP HR S P ERA WHIP	IP WLS BF H R ER SO BB IBB HBP BLK WP HR S P ERA WHIP	IP WLS BF H R ER SO BB IBB HBP BLK WP HR S P ERA WHIP	IP WLS BF H R ER SO BB IBB HBP BLK WP HR S P ERA WHIP				

AB	37
R	8
H	13
RBI	8
BB	5
SO	8
LOB	23





Batter	1	2	3	4	5	6	7	8	9	AB	R	H	RBI	BB	SO	LOB	TOP																
21 Michael Bourn, L (1.8) OBP: 0.355, SLG: 0.382										5	0	1	0	0	2	1	<b>Houston Astros @ Cincinnati Reds</b> Great American Ball Park, Cincinnati, OH Tue May 26 2009, 7:10 PM EDT Att: 15,619 - Cloudy - 80 F																
10 Miguel Tejada, R (1.6) OBP: 0.372, SLG: 0.519										5	1	3	0	0	0	1																	
17 Lance Berkman, S (1.3) OBP: 0.370, SLG: 0.487										3	1	1	0	2	1	1																	
45 Carlos Lee, R (1.7) OBP: 0.366, SLG: 0.535										4	1	2	0	0	1	3																	
9 Hunter Pence, R (1.9) OBP: 0.425, SLG: 0.519										3	0	0	0	1	0	4																	
77 Ivan Rodriguez, R (1.2) OBP: 0.303, SLG: 0.452										4	0	1	2	0	1	4																	
8 Jeff Keppinger, R (1.5) OBP: 0.403, SLG: 0.522										3	1	1	1	1	0	0																	
18 Edwin Maysonet, R (1.4) OBP: 0.286, SLG: 0.286										4	0	2	1	0	0	0																	
44 Roy Oswalt, R (1.1) OBP: 0.143, SLG: 0.100										2	0	0	0	0	0	3																	
48 Tim Byrdak, L (7.1)										0	0	0	0	0	0	0																	
2 Darin Erstad, L (8. PH) OBP: 0.208, SLG: 0.208										1	0	0	0	0	0	0																	
22 LaTroy Hawkins, R (8.1)										0	0	0	0	0	0	0																	
<b>Inning Stats</b>	R: 0 E: 0 K: 2 S: 10	H: 1 LOB: 1 BB: 0 P: 16	R: 0 E: 0 K: 1 S: 9	H: 0 LOB: 0 BB: 0 P: 12	R: 0 E: 0 K: 0 S: 15	H: 0 LOB: 0 BB: 0 P: 19	R: 3 E: 0 K: 0 S: 12	H: 4 LOB: 2 BB: 2 P: 25	R: 0 E: 0 K: 1 S: 15	H: 1 LOB: 3 BB: 0 P: 21	R: 0 E: 0 K: 1 S: 8	H: 0 LOB: 0 BB: 0 P: 14	R: 0 E: 0 K: 0 S: 8	H: 0 LOB: 0 BB: 0 P: 14	R: 0 E: 0 K: 0 S: 11	H: 1 LOB: 0 BB: 0 P: 16	1B: 7 2B: 2 3B: 1 HR: 1	SF: 0 SAC: 1 DP: 2 HBP: 0	WP: 0 PB: 0 SB: 0 CS: 0	PA: 39													
<b>PITCHER</b>	IP: 5.0 ERA: 4.78	WLS: 24 ERA: 9.56	BF: 6 ERA: 2.04	H: 3 ERA: 1.15	R: 3 ERA: 2.7	ER: 3 ERA: 0.00	SO: 3 ERA: 0.00	BB: 3 ERA: 0.00	IBB: 1 ERA: 0.00	HBP: 0 ERA: 0.00	BLK: 0 ERA: 0.00	WP: 0 ERA: 0.00	HR: 0 ERA: 0.00	S: 62 ERA: 0.00	P: 99 ERA: 0.00	ERA: 5.40 WHIP: 1.800	<b>PITCHER</b>	IP: 1.0 ERA: 1.71	WLS: 3 ERA: 0.00	BF: 1 ERA: 0.00	H: 0 ERA: 0.00	R: 0 ERA: 0.00	ER: 0 ERA: 0.00	SO: 0 ERA: 0.00	BB: 0 ERA: 0.00	IBB: 0 ERA: 0.00	HBP: 0 ERA: 0.00	BLK: 0 ERA: 0.00	WP: 0 ERA: 0.00	HR: 0 ERA: 0.00	S: 11 ERA: 0.00	P: 16 ERA: 0.00	ERA: 0.00 WHIP: 1.000

AB	34
R	4
H	11
RBI	4
BB	4
SO	5
LOB	17



Batter	1	2	3	4	5	6	7	8	9	AB	R	H	RBI	BB	SO	LOB	BOTTOM																
21 Chris Dickerson, L (1.8) OBP: 0.369, SLG: 0.349										4	1	1	0	0	0	3	<b>Houston Astros @ Cincinnati Reds</b> Great American Ball Park, Cincinnati, OH Tue May 26 2009, 7:10 PM EDT Att: 15,619 - Cloudy - 80 F																
15 Jerry Hairston, R (1.4) OBP: 0.314, SLG: 0.456										2	1	0	0	1	0	0																	
19 Joey Volto, L (1.3) OBP: 0.473, SLG: 0.645										4	1	1	2	0	2	2																	
55 Ramon Hernandez, R (1.2) OBP: 0.360, SLG: 0.385										4	0	1	2	0	1	0																	
32 Jay Bruce, L (1.9) OBP: 0.306, SLG: 0.481										4	1	1	0	0	1	1																	
17 Laynce Nix, L (1.7) OBP: 0.333, SLG: 0.588										4	1	2	1	0	1	1																	
2 Alex Gonzalez, R (1.6) OBP: 0.283, SLG: 0.318										3	0	1	0	1	0	0																	
23 Adam Rosales, R (1.5) OBP: 0.351, SLG: 0.383										3	0	0	0	0	2	2																	
33 Micah Owings, R (1.1) OBP: 0.246, SLG: 0.690										2	1	1	0	0	0	0																	
57 Mike Lincoln, R (8.1)										0	0	0	0	0	0	0																	
52 Daniel Herrera, L (8.1)										0	0	0	0	0	0	0																	
31 Jonny Gomes, R (8. PH) OBP: 0.360, SLG: 0.490										0	0	0	0	0	0	0																	
40 Nick Masset, R (7.1)										0	0	0	0	0	0	0																	
25 David Weathers, R (8.1)										0	0	0	0	0	0	0																	
3 Willy Taveras, R (8. PH) OBP: 0.333, SLG: 0.343										1	0	0	0	0	0	0																	
48 Francisco Cordero, R (8.1)										0	0	0	0	0	0	0																	
<b>Inning Stats</b>	R: 0 E: 0 K: 1 S: 6	H: 0 LOB: 0 BB: 0 P: 7	R: 0 E: 0 K: 1 S: 14	H: 2 LOB: 2 BB: 0 P: 18	R: 2 E: 0 K: 1 S: 10	H: 3 LOB: 1 BB: 0 P: 14	R: 1 E: 0 K: 1 S: 9	H: 1 LOB: 0 BB: 0 P: 14	R: 0 E: 0 K: 0 S: 7	H: 0 LOB: 0 BB: 0 P: 12	R: 2 E: 0 K: 2 S: 11	H: 1 LOB: 0 BB: 1 P: 22	R: 0 E: 0 K: 0 S: 7	H: 0 LOB: 0 BB: 0 P: 9	R: 0 E: 0 K: 0 S: 7	H: 0 LOB: 0 BB: 0 P: 9	1B: 6 2B: 0 3B: 0 HR: 2	SF: 0 SAC: 1 DP: 0 HBP: 1	WP: 0 PB: 1 SB: 0 CS: 0	PA: 36													
<b>PITCHER</b>	IP: 6.0 ERA: 4.62	WLS: 28 ERA: 3.71	BF: 7 ERA: 3.71	H: 4 ERA: 3.71	R: 4 ERA: 3.71	ER: 4 ERA: 3.71	SO: 2 ERA: 3.71	BB: 2 ERA: 3.71	IBB: 0 ERA: 3.71	HBP: 0 ERA: 3.71	BLK: 0 ERA: 3.71	WP: 0 ERA: 3.71	HR: 0 ERA: 3.71	S: 61 ERA: 3.71	P: 94 ERA: 3.71	ERA: 6.00 WHIP: 2.000	<b>PITCHER</b>	IP: 1.0 ERA: 3.71	WLS: 5 ERA: 3.71	BF: 1 ERA: 3.71	H: 1 ERA: 3.71	R: 2 ERA: 3.71	ER: 1 ERA: 3.71	SO: 4 ERA: 3.71	BB: 0 ERA: 3.71	IBB: 0 ERA: 3.71	HBP: 0 ERA: 3.71	BLK: 0 ERA: 3.71	WP: 0 ERA: 3.71	HR: 2 ERA: 3.71	S: 7 ERA: 3.71	P: 22 ERA: 3.71	ERA: 18.00 WHIP: 2.000

AB	31
R	6
H	8
RBI	6
BB	3
SO	7
LOB	9






Batter	1	2	3	4	5	6	7	8	9	AB	R	H	RBI	BB	SO	LOB	TOP	
21 Michael Bourn, L (1, 8) OBP: 0.358, SLG: 0.381	4-1 10 G6-3 17 SF7 BB		2-3 K			2-2 17 G4-6-3 1B		1-2 L7	3 1 1 0 1 1 1								<b>Houston Astros @ Cincinnati Reds</b> Great American Ball Park, Cincinnati, OH Wed May 27 2009, 7:10 PM EDT Att: 17,602 - Overcast - 70 F	
10 Miguel Tejada, R (1, 6) OBP: 0.365, SLG: 0.519	2-0 G6-3		2-1 G6-3			0-2 F9		1-0 17 L8 2B	4 0 1 0 0 0 3									
17 Lance Berkman, S (1, 3) OBP: 0.362, SLG: 0.477	1-0 SF7				X SL 77 P5			2-0 L8	3 0 0 1 0 0 2									
45 Carlos Lee, R (1, 7) OBP: 0.358, SLG: 0.523	0-1 G1-3				3-2 L7			2-1 G6-3	4 0 0 0 0 0 1									
9 Hunter Pence, R (1, 9) OBP: 0.423, SLG: 0.515		2-1 G6-3			1-0 1B			0-1 F8	3 0 1 0 0 0 0									
8 Jeff Keppinger, R (1, 5) OBP: 0.400, SLG: 0.514		0-0 18 CS 1B			1-0 L8			0-1 G5-3	3 0 1 0 0 0 1									
18 Edwin Maysonet, R (1, 4) OBP: 0.200, SLG: 0.200		3-3 K			1-2 P4			0-1 G6-3	3 0 0 0 0 1 1							AB 28		
55 Humberto Quintero, R (1, 2) OBP: 0.222, SLG: 0.259			0-1 52 SH1-4 1B		0-0 F8			1-0 G4-3	3 0 1 0 0 0 0									R 1
52 Felipe Paulino, R (1, 1) OBP: 0.111, SLG: 0.111			1-0 SH1-4		1-3 K			1-2 P5	1 0 0 0 0 1 0									H 5
50 Alberto Arias, R (7, 1)									0 0 0 0 0 0 0									RBI 1
4 Jason Michaels, R (8, PH) OBP: 0.300, SLG: 0.294									1 0 0 0 0 0 0								BB 1	
43 Chris Sampson, R (8, 1)									0 0 0 0 0 0 0								SO 3	
																	LOB 9	
<b>Inning Stats</b>	R: 1 E: 0 K: 0 S: 5	H: 0 LOB: 0 BB: 1 P: 12	R: 0 E: 0 K: 1 S: 6	H: 1 LOB: 0 BB: 0 P: 11	R: 0 E: 0 K: 1 S: 8	H: 1 LOB: 1 BB: 0 P: 13	R: 0 E: 0 K: 0 S: 6	H: 1 LOB: 1 BB: 0 P: 10	R: 0 E: 0 K: 0 S: 8	H: 0 LOB: 0 BB: 0 P: 5	R: 0 E: 0 K: 0 S: 6	H: 0 LOB: 0 BB: 0 P: 8	R: 0 E: 0 K: 0 S: 7	H: 1 LOB: 1 BB: 0 P: 13	1B: 4 2B: 1 3B: 0 HR: 0	SF: 1 SAC: 1 DP: 1 HBP: 0	WP: 0 PB: 0 SB: 1 CS: 1	PA: 31
<b>PITCHER</b>	IP WLS BF H R ER SO BB IBB HBP BLK WP HR S P ERA WHIP																	
61 Bronson Arroyo, R (1, 1) ERA: 5.12	9.0 W 31 5 1 1 3 1 0 0 0 0 0 58 92 1.00 0.667																	

AB	28
R	1
H	5
RBI	1
BB	1
SO	3
LOB	9



Batter	1	2	3	4	5	6	7	8	9	AB	R	H	RBI	BB	SO	LOB	BOTTOM			
3 Willy Taveras, R (1, 8) OBP: 0.332, SLG: 0.343	1-0 L6		1-0 E2 15 1B			0-3 K2-3		0-2 1-2 1B	4 1 1 0 0 1 1								<b>Houston Astros @ Cincinnati Reds</b> Great American Ball Park, Cincinnati, OH Wed May 27 2009, 7:10 PM EDT Att: 17,602 - Overcast - 70 F			
15 Jerry Hairston, R (1, 4) OBP: 0.319, SLG: 0.481	1-0 HR		1-1 1B		0-0 G6-3		2-1 F9	4 1 2 2 0 0 3												
19 Joey Volto, L (1, 3) OBP: 0.467, SLG: 0.632	3-2 G3		1-1 F7		2-1 K		0-3 K	4 1 1 0 0 1 3												
17 Laynce Nix, L (1, 7) OBP: 0.330, SLG: 0.571	1-1 P5				0-1 P4		3-3 K	4 1 1 0 0 1 1												
32 Jay Bruce, L (1, 9) OBP: 0.315, SLG: 0.536		1-1 F8			0-0 HR		0-0 HR	4 2 3 4 0 0 0												
2 Alex Gonzalez, R (1, 6) OBP: 0.254, SLG: 0.307		0-2 F9			1-2 G6-3		0-2 L5	4 0 0 0 0 0 1												
23 Adam Rosales, R (1, 5) OBP: 0.337, SLG: 0.365			1-3 K		1-3 K		2-1 G6-3	4 0 0 0 0 2 1												
29 Ryan Hanigan, R (1, 2) OBP: 0.403, SLG: 0.397			1-2 61 G5-4-3 1B		2-2 G4-3		2-2 3 1B	3 0 2 0 1 0 0												
61 Bronson Arroyo, R (1, 1) OBP: 0.105, SLG: 0.158			0-2 G5-4-3		2-2 K2-3		0-3 K	4 0 1 0 0 2 4												
																		AB 35		
<b>Inning Stats</b>	R: 1 E: 0 K: 0 S: 7	H: 1 LOB: 0 BB: 0 P: 13	R: 0 E: 0 K: 1 S: 10	H: 0 LOB: 0 BB: 0 P: 12	R: 1 E: 1 K: 0 S: 11	H: 2 LOB: 1 BB: 0 P: 15	R: 1 E: 0 K: 1 S: 10	H: 1 LOB: 0 BB: 0 P: 12	R: 0 E: 0 K: 1 S: 10	H: 1 LOB: 1 BB: 0 P: 14	R: 2 E: 0 K: 1 S: 11	H: 2 LOB: 2 BB: 0 P: 18	R: 0 E: 0 K: 2 S: 15	H: 2 LOB: 2 BB: 0 P: 19	R: 1 E: 0 K: 1 S: 16	H: 2 LOB: 2 BB: 1 P: 27	1B: 6 2B: 1 3B: 1 HR: 3	SF: 0 SAC: 0 DP: 1 HBP: 0	WP: 0 PB: 0 SB: 0 CS: 0	PA: 36
<b>PITCHER</b>	IP WLS BF H R ER SO BB IBB HBP BLK WP HR S P ERA WHIP																			
52 Felipe Paulino, R (1, 1) ERA: 6.75	6.0 L 25 7 5 4 4 0 0 0 0 0 0 3 59 84 6.00 1.167																			
50 Alberto Arias, R (7, 1) ERA: 4.35	1.0 5 2 0 0 2 0 0 0 0 0 0 15 19 0.00 2.000																			
43 Chris Sampson, R (8, 1) ERA: 2.17	1.0 6 2 1 1 1 1 0 0 0 0 0 0 16 27 9.00 3.000																			

AB	35
R	6
H	11
RBI	6
BB	1
SO	7
LOB	14





Batter	1	2	3	4	5	6	7	8	9	AB	R	H	RBI	BB	SO	LOB	TOP										
3 Willy Taveras, R (1,8) OBP: 0.325, SLG: 0.335	G5-3			G6-3		B1		G6-3		4	0	0	0	0	0	1	<b>Cincinnati Reds @ Milwaukee Brewers</b> Miller Park, Milwaukee, WI Fri May 29 2009, 7:05 PM CDT Att. 42,186 - Roof Closed - 69 F										
15 Jerry Hairston, R (1,4) OBP: 0.317, SLG: 0.474	1B			P3		F8		F8		4	0	1	0	0	0	0											
19 Joey Votto, L (1,3) OBP: 0.494, SLG: 0.627 29 Ryan Hanigan, R (2,2) OBP: 0.420, SLG: 0.397 4 Brandon Phillips, R (9,PH) OBP: 0.335, SLG: 0.487	P6			55 HR		BB		B1-3		1	0	0	0	0	0	1											
55 Ramon Hernandez, R (2,2) OBP: 0.364, SLG: 0.408	G1-3			HR		BB		1B		4	1	2	2	0	0	1											
32 Jay Bruce, L (1,9) OBP: 0.309, SLG: 0.524	G3			G3-1		P4		P4		4	0	0	0	0	1	2											
17 Lance Nix, L (1,7) OBP: 0.319, SLG: 0.552	K			K		P6		P6		3	0	0	0	0	2	1											
2 Alex Gonzalez, R (1,6) OBP: 0.256, SLG: 0.308	K			K		K		G4-3		3	0	1	0	0	2	0											
23 Adam Rosales, R (1,5) OBP: 0.337, SLG: 0.364	P3			F8		F8		1B		3	0	1	0	0	0	0											
47 Johnny Cueto, R (1,1) OBP: 0.182, SLG: 0.143 21 Chris Dickerson, L (8,PH) OBP: 0.365, SLG: 0.345 53 Arthur Rhodes, L (8,1)	G6-3			G6-3		B1		G4-3		2	0	0	0	0	0	0											
<b>Inning Stats</b>	R: 0 H: 1 E: 0 K: 0 S: 13	WLS: 1 BF: 19	H: 0 R: 0 ER: 0 K: 1 S: 10	LOB: 0 BB: 0 P: 13	R: 0 H: 0 E: 0 K: 1 S: 6	WLS: 0 BF: 13	H: 0 R: 0 ER: 0 K: 1 S: 9	LOB: 0 BB: 0 P: 9	R: 2 H: 1 E: 0 K: 0 S: 11	WLS: 1 BF: 20	R: 0 H: 0 E: 0 K: 2 S: 13	LOB: 0 BB: 0 P: 17	R: 0 H: 0 E: 0 K: 0 S: 5	WLS: 0 BF: 8	R: 0 H: 2 E: 0 K: 0 S: 10	LOB: 1 BB: 0 P: 14		R: 0 H: 1 E: 0 K: 1 S: 9	LOB: 1 BB: 0 P: 10	1B: 4 2B: 0 3B: 0 HR: 1	SF: 0 SAC: 0 DP: 1 HBP: 0	WP: 0 PB: 0 SB: 0 CS: 1	PA: 32				
<b>PITCHER</b>	IP	WLS	BF	H	R	ER	SO	BB	IBB	HBP	BLK	WP	HR	S	P	ERA	WHIP										
41 Braden Looper, R (1,1) ERA: 4.24	7.0	W	24	2	2	2	4	2	0	0	0	0	0	63	95	2.57	0.571										
60 Todd Coffey, R (8,1) ERA: 2.59	1.0	H	4	2	0	0	0	0	0	0	0	0	0	10	14	0.00	2.000										
51 Trevor Hoffman, R (9,1) ERA:	1.0	S	4	1	0	0	1	0	0	0	0	0	0	9	10	0.00	1.000										

AB	30
R	2
H	5
RBI	2
BB	2
SO	5
LOB	8



Batter	1	2	3	4	5	6	7	8	9	AB	R	H	RBI	BB	SO	LOB	BOTTOM										
30 Craig Counsell, L (1,4) OBP: 0.393, SLG: 0.402	P6				G3			F9		3	0	0	0	1	0	0	<b>Cincinnati Reds @ Milwaukee Brewers</b> Miller Park, Milwaukee, WI Fri May 29 2009, 7:05 PM CDT Att. 42,186 - Roof Closed - 69 F										
7 J.J. Hardy, R (1,6) OBP: 0.322, SLG: 0.400	L7			G4-3		G5-3		F9		4	0	0	0	0	3												
8 Ryan Braun, R (1,7) OBP: 0.432, SLG: 0.533	28 HR			F8		28 F8		K		3	1	1	0	1	1	0											
28 Prince Fielder, L (1,3) OBP: 0.410, SLG: 0.521	HR			F7		F8		F8		3	1	1	2	0	0	1											
25 Mike Cameron, R (1,8) OBP: 0.376, SLG: 0.522	K			K		F7-2		F7-2		3	0	0	0	0	2	1											
24 Mat Gamel, L (1,5) OBP: 0.300, SLG: 0.360 2 Bill Hall, R (8,5) OBP: 0.289, SLG: 0.377	41 SH5-4			G3		P6		P6		2	0	0	0	1	0	0											
1 Corey Hart, R (1,9) OBP: 0.318, SLG: 0.407	F8			K		HR		HR		3	1	1	1	0	1	1											
18 Jason Kendall, R (1,2) OBP: 0.292, SLG: 0.254	41 SH5-4			F9		G5-3		G5-3		2	0	0	0	1	0	0											
41 Braden Looper, R (1,1) OBP: 0.067, SLG: 0.067 22 Jody Gerut, L (7,PH) OBP: 0.246, SLG: 0.364 60 Todd Coffey, R (8,1) 51 Trevor Hoffman, R (9,1)	SH5-4			G2-3		G1-3		G1-3		1	0	0	0	0	0	0											
<b>Inning Stats</b>	R: 2 H: 1 E: 0 K: 1 S: 10	WLS: 1 BF: 18	R: 0 H: 0 E: 0 K: 0 S: 15	LOB: 3 BB: 3 P: 31	R: 0 H: 0 E: 0 K: 1 S: 8	WLS: 0 BF: 10	R: 0 H: 0 E: 0 K: 1 S: 9	LOB: 0 BB: 0 P: 12	R: 0 H: 0 E: 0 K: 0 S: 11	WLS: 0 BF: 15	R: 0 H: 1 E: 0 K: 0 S: 4	LOB: 0 BB: 0 P: 8	R: 1 H: 1 E: 0 K: 0 S: 7	WLS: 1 BF: 10	R: 0 H: 0 E: 0 K: 1 S: 6	LOB: 0 BB: 0 P: 8		1B: 0 2B: 2 3B: 0 HR: 2	SF: 0 SAC: 1 DP: 1 HBP: 0	WP: 0 PB: 0 SB: 0 CS: 0	PA: 30						
<b>PITCHER</b>	IP	WLS	BF	H	R	ER	SO	BB	IBB	HBP	BLK	WP	HR	S	P	ERA	WHIP										
47 Johnny Cueto, R (1,1) ERA: 2.53	7.0	L	27	3	3	3	3	4	0	0	0	0	0	64	104	3.86	1.000										
53 Arthur Rhodes, L (8,1) ERA: 0.53	1.0		3	0	0	0	1	0	0	0	0	0	0	6	8	0.00	0.000										

AB	25
R	3
H	3
RBI	3
BB	4
SO	4
LOB	6









Batter	1	2	3	4	5	6	7	8	9	AB R H RBI BB SO LOB	TOP														
21 Chris Dickerson, L (1, 8) OBP: 0.372, SLG: 0.370										4 0 0 0 1 2 2	<b>Cincinnati Reds @ Milwaukee Brewers</b> Miller Park, Milwaukee, WI Sun May 31 2009, 1:05 PM CDT Att: 44,594 - Sunny - 59 F														
15 Jerry Hairston, R (1, 5) OBP: 0.318, SLG: 0.482										4 1 0 0 1 2 4															
32 Jay Bruce, L (1, 9) OBP: 0.299, SLG: 0.503										5 0 1 1 0 2 1															
4 Brandon Phillips, R (1, 4) OBP: 0.346, SLG: 0.522										4 1 2 1 0 1 2															
17 Laynce Nix, L (1, 7) OBP: 0.320, SLG: 0.527										3 0 0 0 0 2 3 1 0 0 0 0 1 1															
31 Jonny Gomes, R (7, PH) OBP: 0.444, SLG: 0.438										3 0 0 0 1 1 3															
55 Ramon Hernandez, R (1, 3) OBP: 0.353, SLG: 0.350										4 0 2 0 0 0 0															
2 Alex Gonzalez, R (1, 6) OBP: 0.283, SLG: 0.328										4 0 1 0 0 1 4															
29 Ryan Hanigan, R (1, 2) OBP: 0.416, SLG: 0.400										3 0 1 0 0 2 4 0 0 0 0 0 0 0 1 0 0 0 0 0 0 0 0 0 0 0 0 0															
33 Micah Owings, R (1, 1) OBP: 0.300, SLG: 0.567																									
40 Nick Masset, R (6, 1)																									
23 Adam Rosales, R (8, PH) OBP: 0.333, SLG: 0.360																									
25 David Weathers, R (8, 1)																									
<b>Inning Stats</b>	R: 0 E: 0 K: 3 S: 9	H: 0 LOB: 0 BB: 0 P: 13	R: 0 E: 0 K: 3 S: 17	H: 1 LOB: 3 BB: 1 P: 27	R: 1 E: 1 K: 2 S: 11	H: 2 LOB: 2 BB: 0 P: 16	R: 0 E: 0 K: 1 S: 8	H: 1 LOB: 2 BB: 1 P: 22	R: 1 E: 0 K: 0 S: 8	H: 1 LOB: 0 BB: 0 P: 13	R: 0 E: 0 K: 1 S: 10	H: 2 LOB: 2 BB: 0 P: 13	R: 0 E: 0 K: 1 S: 12	H: 0 LOB: 1 BB: 0 P: 19	R: 0 E: 0 K: 0 S: 8	H: 0 LOB: 0 BB: 0 P: 11	R: 0 E: 0 K: 3 S: 13	H: 0 LOB: 1 BB: 1 P: 23	1B: 4 2B: 2 3B: 0 HR: 1	SF: 0 SAC: 0 DP: 0 HBP: 1	WP: 2 PB: 2 SB: 0 CS: 0	PA: 40			
<b>PITCHER</b>	IP WLS BF H R ER SO BB IBB HBP BLK WP HR S P ERA WHIP	5.1 W 27 7 2 1 9 2 0 1 0 1 1 58 97 1.69 1.688	1.0 H 4 0 0 0 1 0 0 0 0 0 0 11 16 0.00 0.000	1.2 H 5 0 0 0 1 0 0 0 0 0 0 14 21 0.00 0.000	1.0 S 4 0 0 0 3 1 0 0 0 1 0 13 23 0.00 1.000																				

Batter	1	2	3	4	5	6	7	8	9	AB R H RBI BB SO LOB	BOTTOM												
30 Craig Counsell, L (1, 4) OBP: 0.397, SLG: 0.405										4 0 1 0 0 0 1	<b>Cincinnati Reds @ Milwaukee Brewers</b> Miller Park, Milwaukee, WI Sun May 31 2009, 1:05 PM CDT Att: 44,594 - Sunny - 59 F												
7 J.J. Hardy, R (1, 6) OBP: 0.317, SLG: 0.389										2 1 0 1 1 0 0													
8 Ryan Braun, R (1, 7) OBP: 0.428, SLG: 0.540										4 1 1 0 0 2 1													
28 Prince Fielder, L (1, 3) OBP: 0.416, SLG: 0.535										3 1 0 0 1 2 2													
25 Mike Cameron, R (1, 8) OBP: 0.379, SLG: 0.550										4 1 2 3 0 1 0													
24 Mat Gamel, L (1, 5) OBP: 0.333, SLG: 0.393										3 0 2 1 0 1 0 0 0 0 0 0 0 0 0 0 0 0 0 0 0 1 0 0 0 0 0 0 0 0 0 0 0 0 0													
57 Mitch Stetter, L (6, 1)																							
45 Mark DiFelice, R (7, 1)																							
27 Frank Catalanotto, L (8, PH) OBP: 0.250, SLG: 0.500										4 0 1 0 0 0 2													
51 Trevor Hoffman, R (9, 1)										4 0 1 0 0 0 2													
1 Corey Hart, R (1, 9) OBP: 0.328, SLG: 0.411										2 1 1 0 1 0 2													
18 Jason Kendall, R (1, 2) OBP: 0.299, SLG: 0.264										1 0 0 0 0 1 1 1 0 0 0 0 1 1													
49 Yovani Gallardo, R (1, 1) OBP: 0.182, SLG: 0.455																							
2 Bill Hall, R (6, 5) OBP: 0.291, SLG: 0.378																							
<b>Inning Stats</b>	R: 2 E: 0 K: 0 S: 16	H: 3 LOB: 2 BB: 1 P: 26	R: 1 E: 0 K: 1 S: 9	H: 1 LOB: 1 BB: 1 P: 16	R: 2 E: 0 K: 1 S: 15	H: 3 LOB: 1 BB: 1 P: 23	R: 0 E: 0 K: 0 S: 7	H: 0 LOB: 0 BB: 0 P: 10	R: 0 E: 0 K: 2 S: 9	H: 0 LOB: 0 BB: 0 P: 14	R: 0 E: 0 K: 1 S: 12	H: 1 LOB: 1 BB: 0 P: 17	R: 0 E: 0 K: 2 S: 9	H: 0 LOB: 0 BB: 0 P: 15	R: 0 E: 0 K: 1 S: 6	H: 0 LOB: 0 BB: 0 P: 9	R: 0 E: 0 K: 3 S: 13	H: 0 LOB: 1 BB: 1 HBP: 0	1B: 6 2B: 1 3B: 0 HR: 1	SF: 1 SAC: 1 DP: 1 HBP: 0	WP: 0 PB: 0 SB: 0 CS: 0	PA: 34	
<b>PITCHER</b>	IP WLS BF H R ER SO BB IBB HBP BLK WP HR S P ERA WHIP	5.2 L 27 8 5 5 5 3 0 0 0 0 0 0 67 103 7.94 1.941	1.1 4 0 0 0 2 0 0 0 0 0 0 10 18 0.00 0.000	1.0 3 0 0 0 1 0 0 0 0 0 0 6 9 0.00 0.000																			



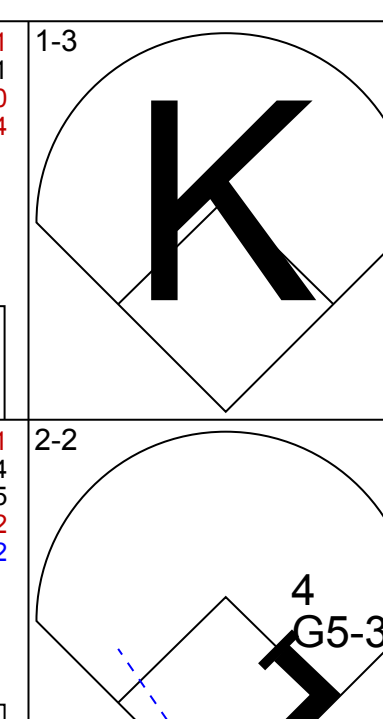
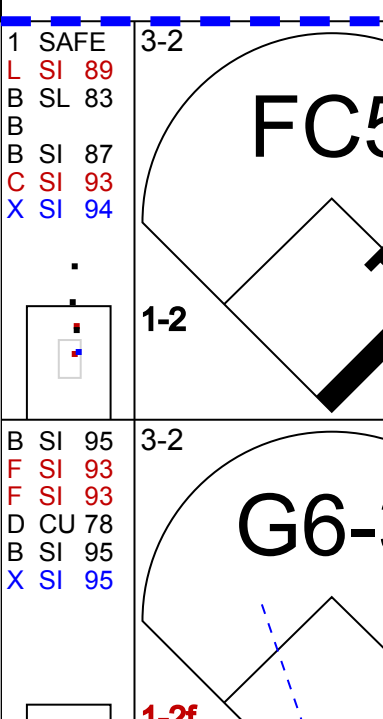
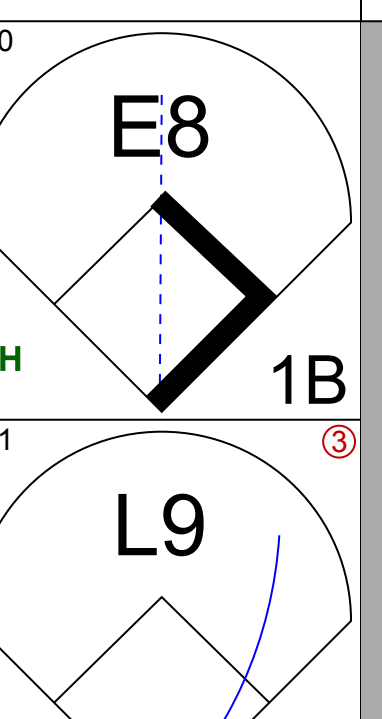
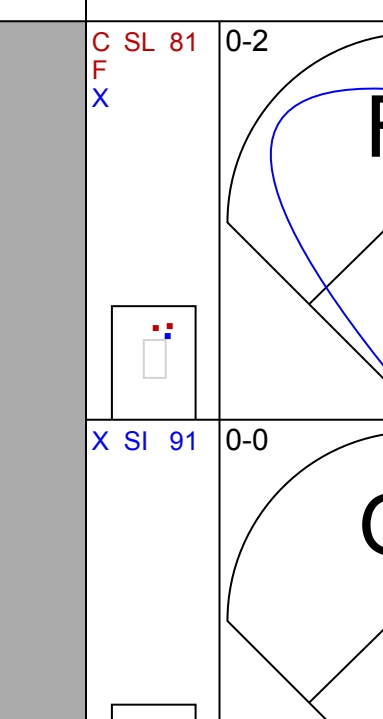
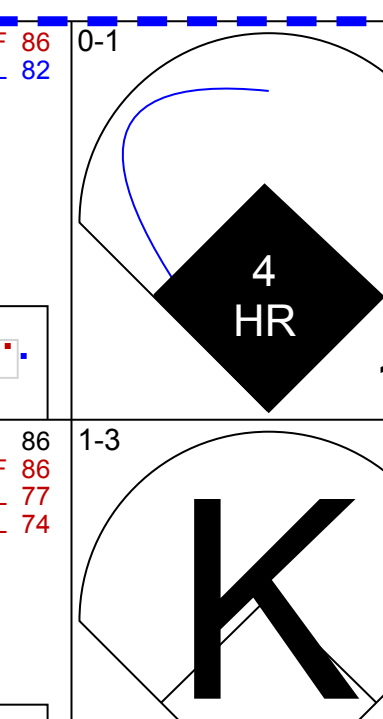
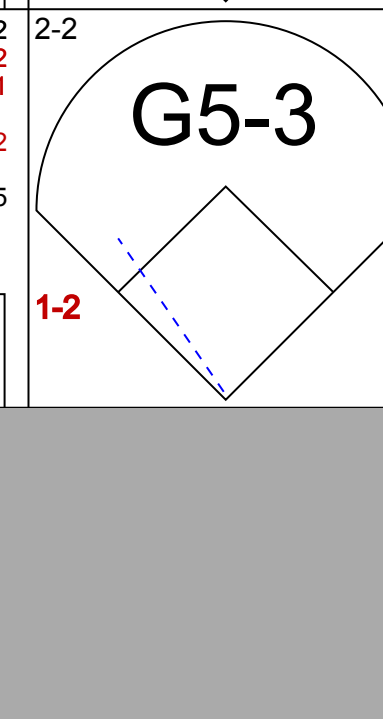
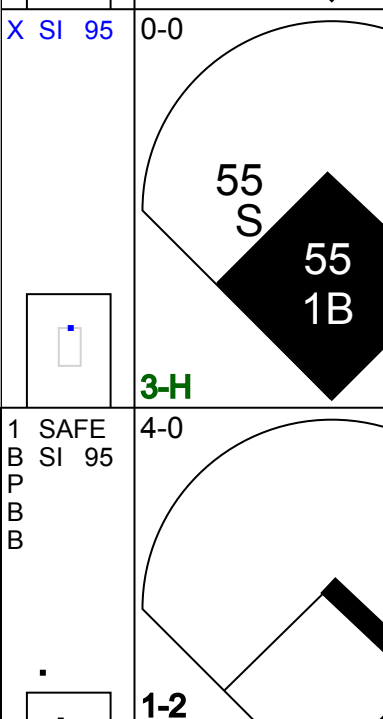


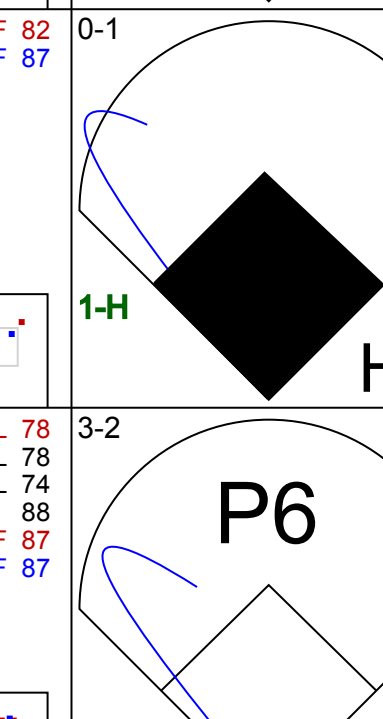

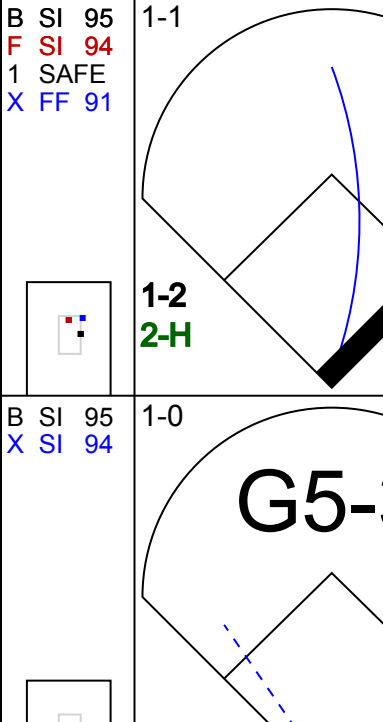

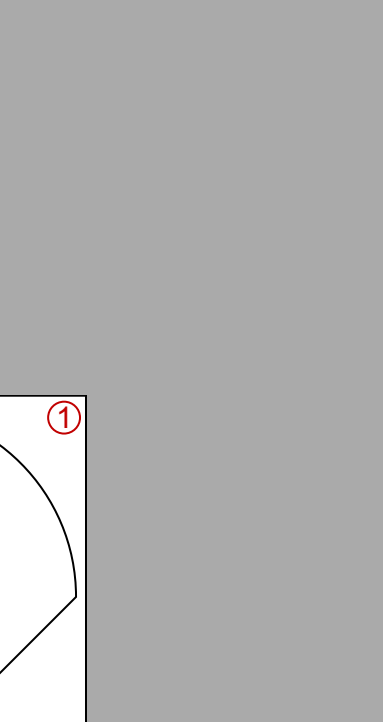
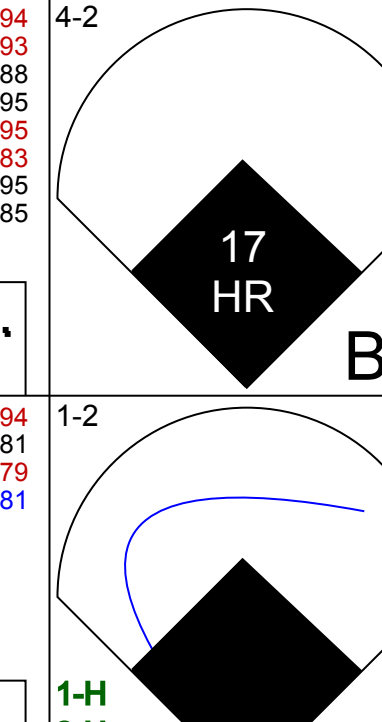
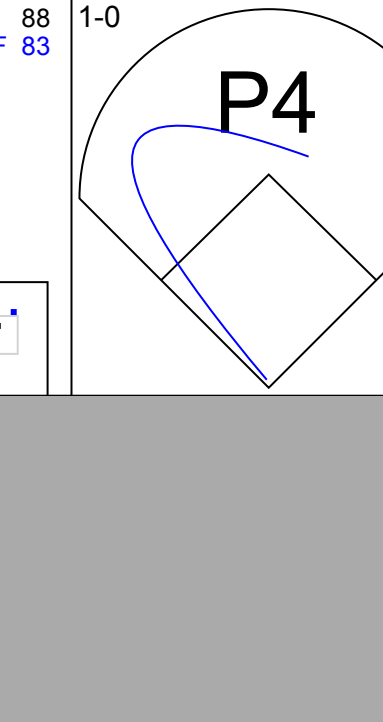
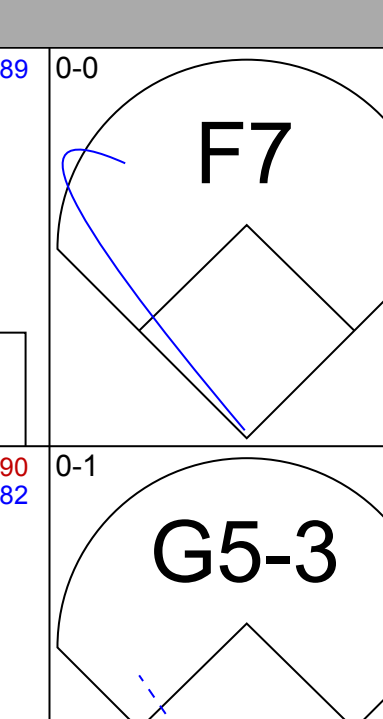
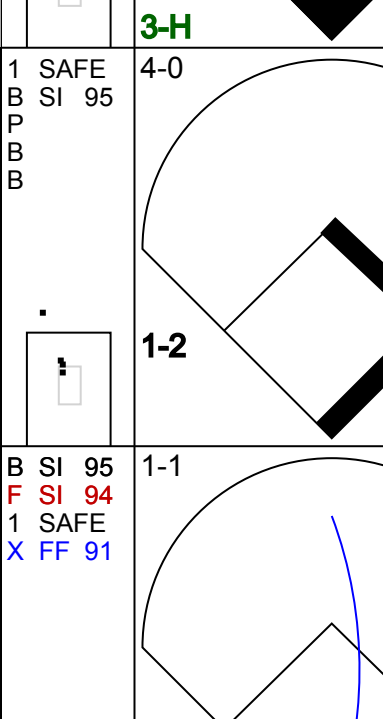


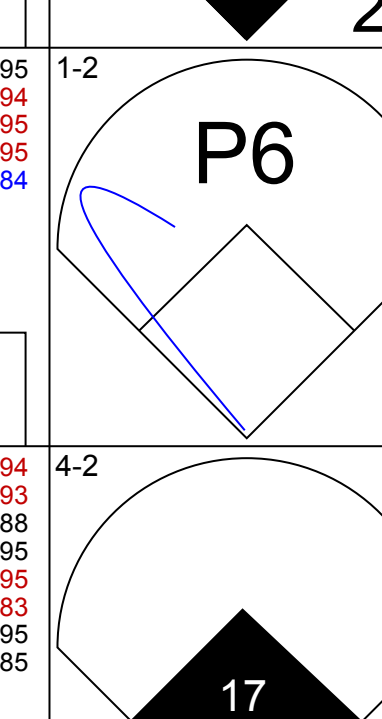
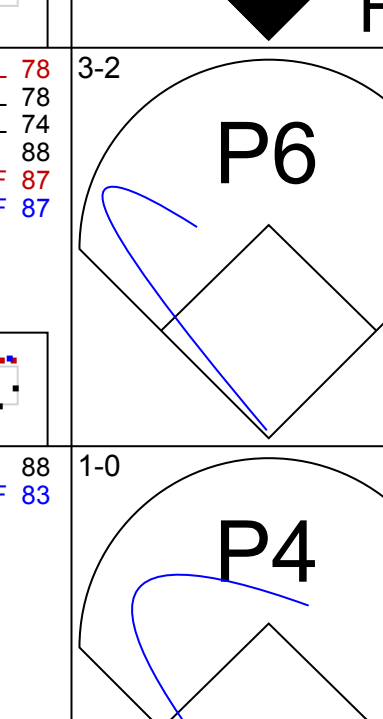
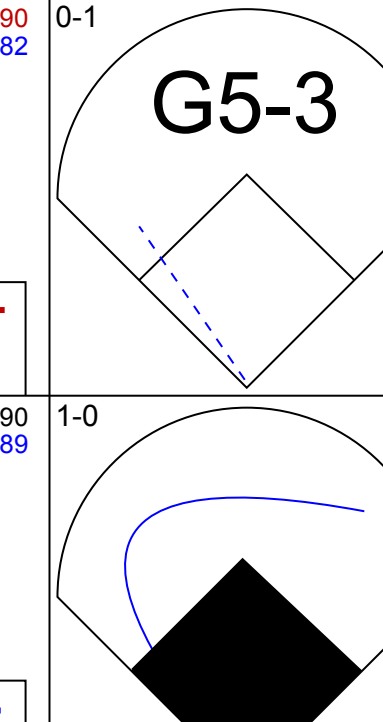
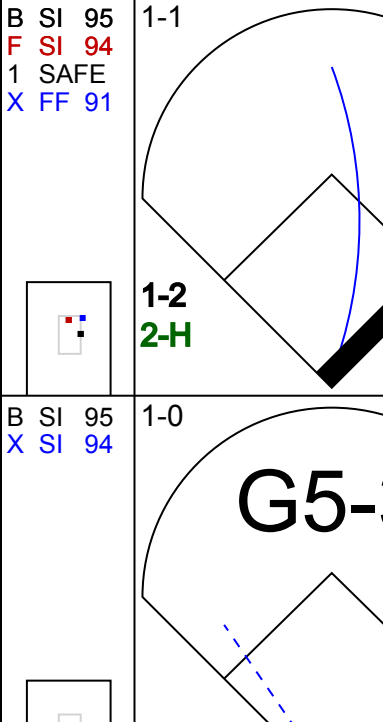

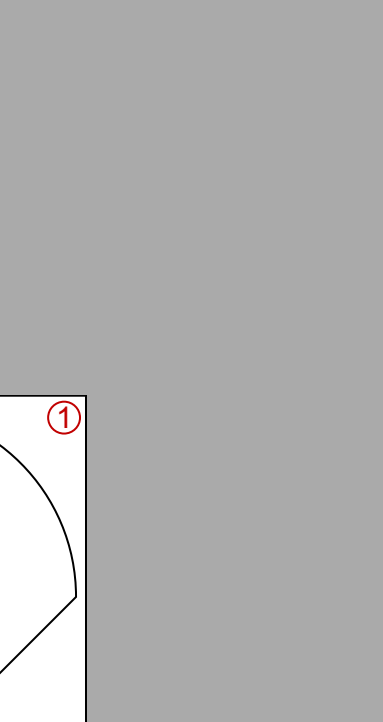
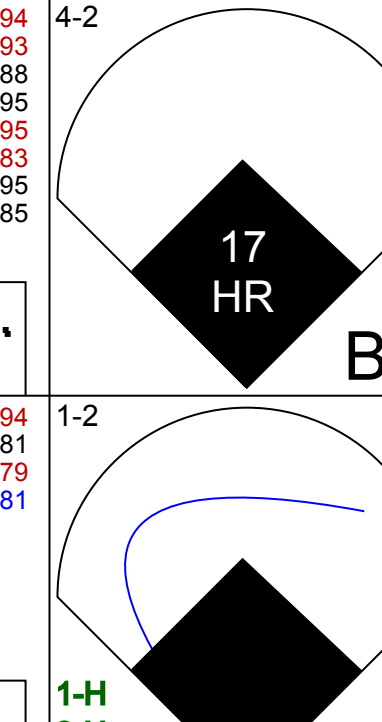
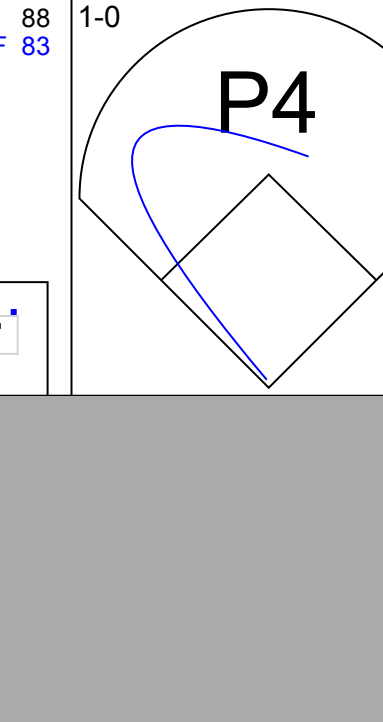
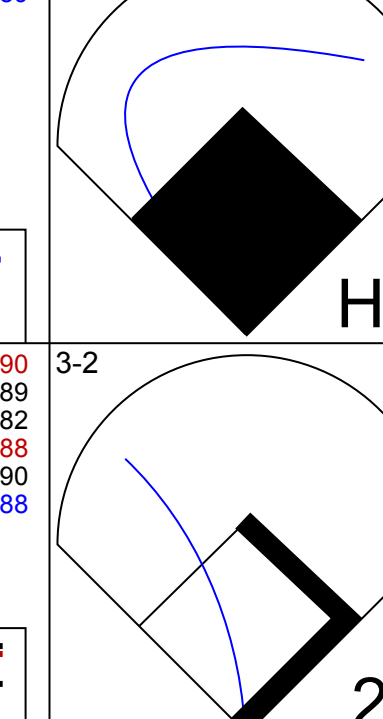
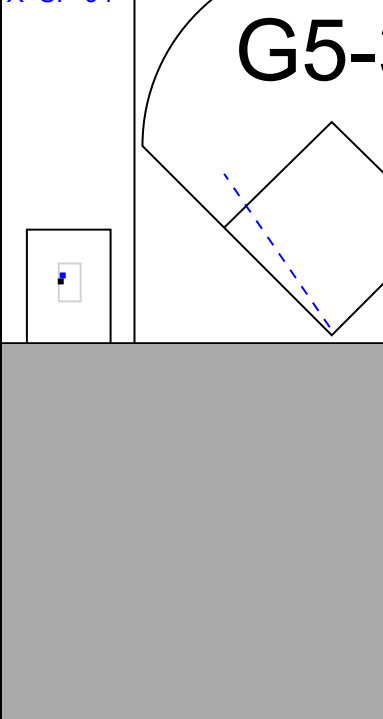
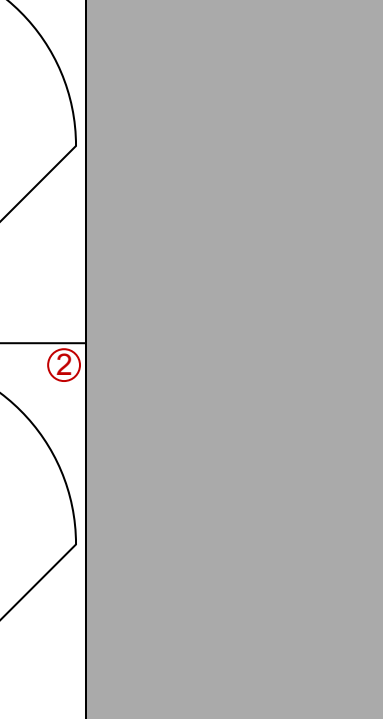
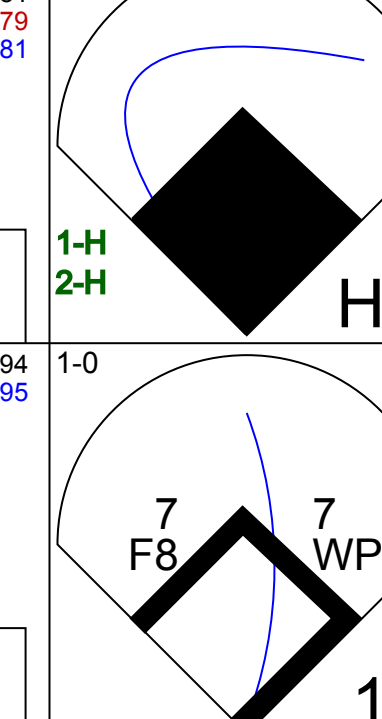
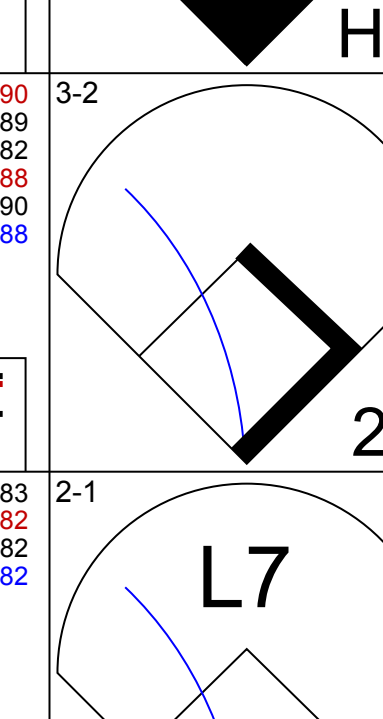
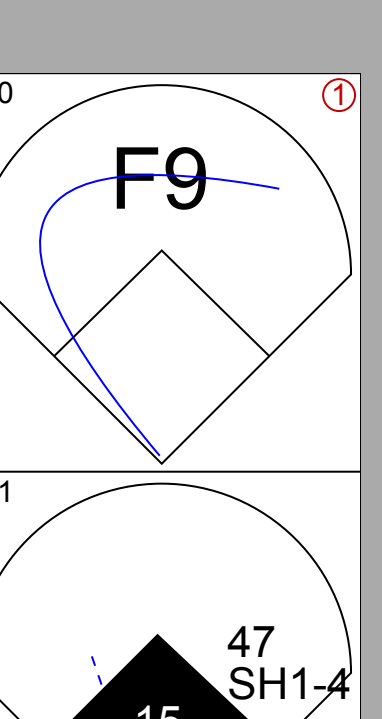
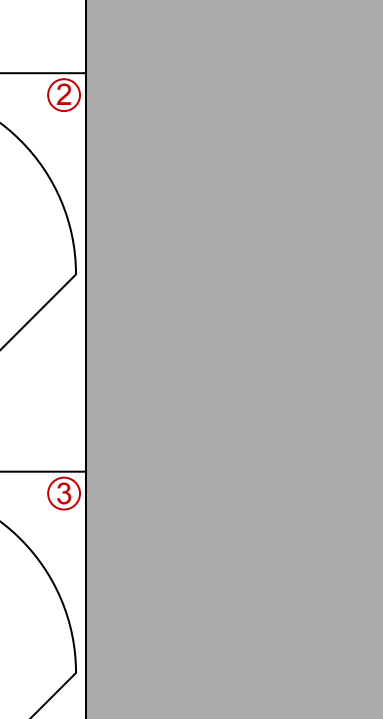
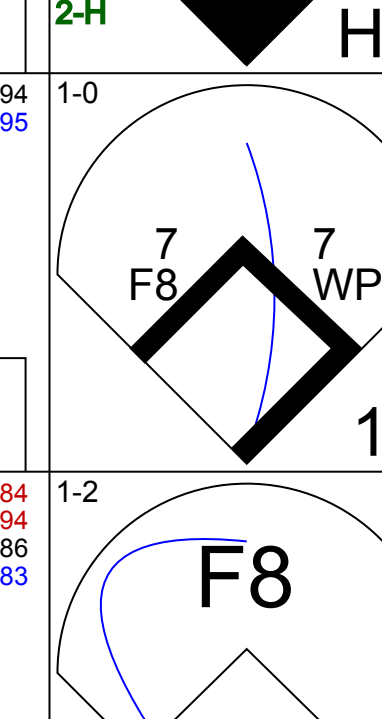

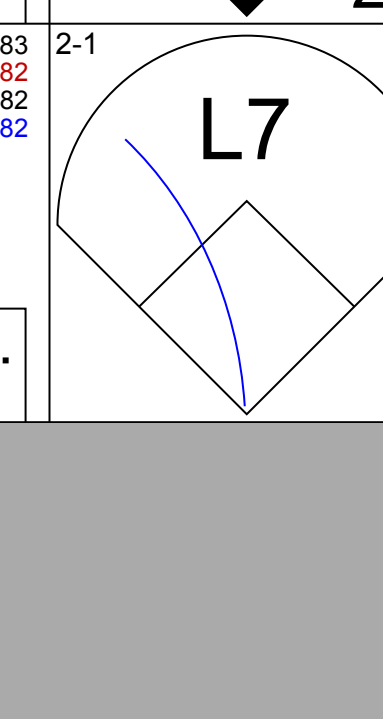
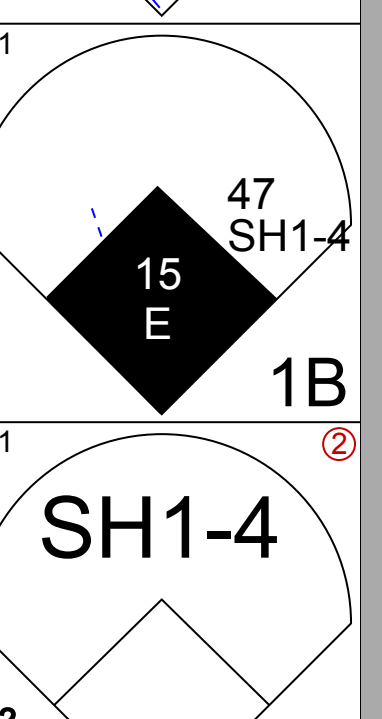
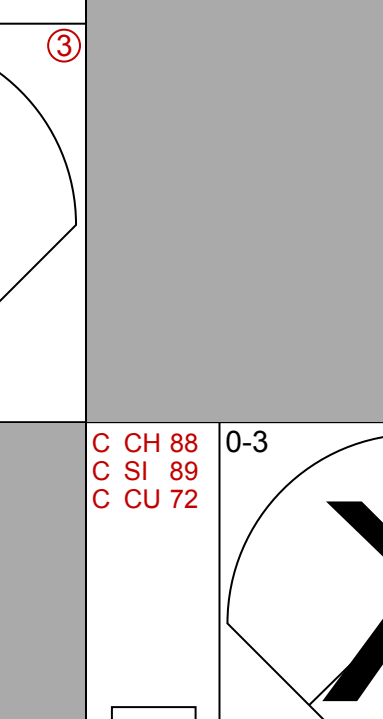
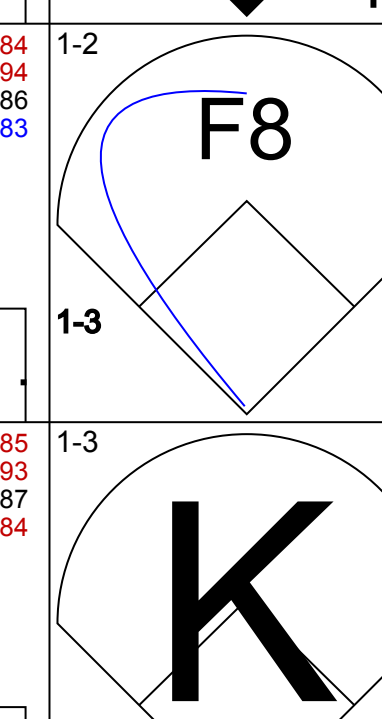
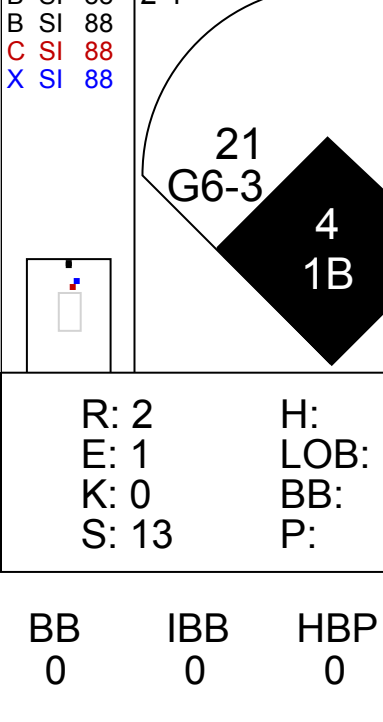
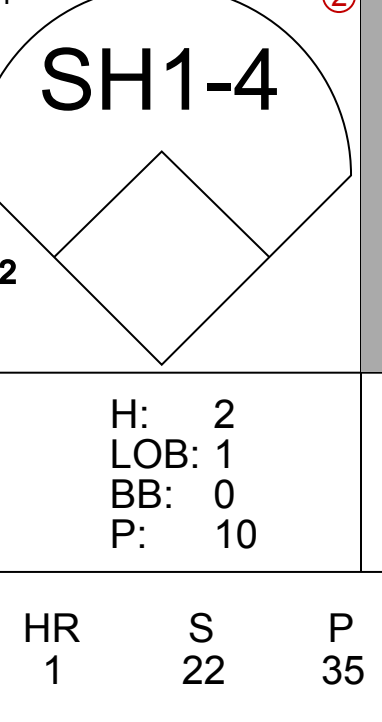
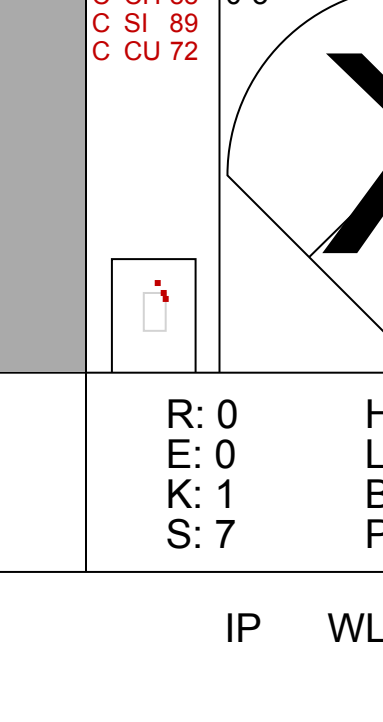
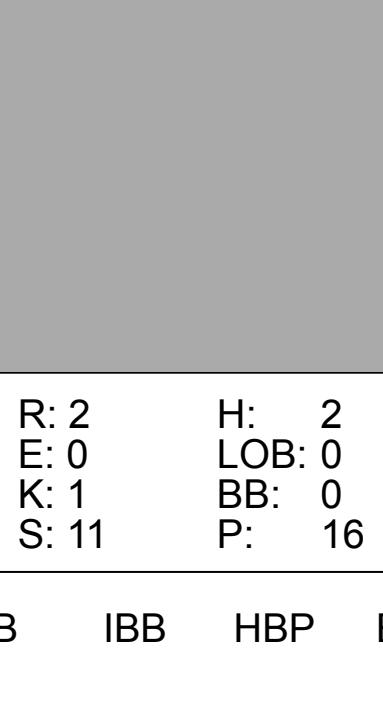
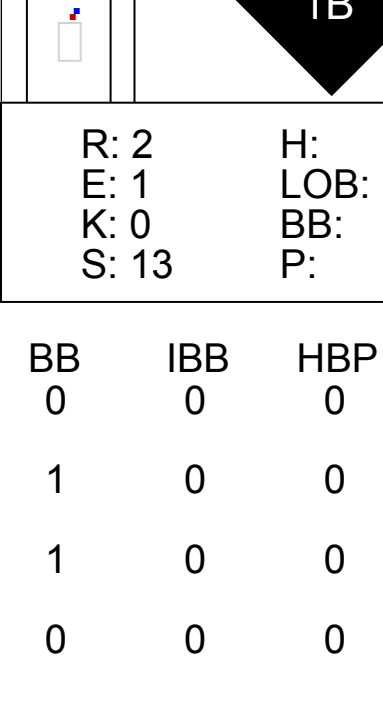
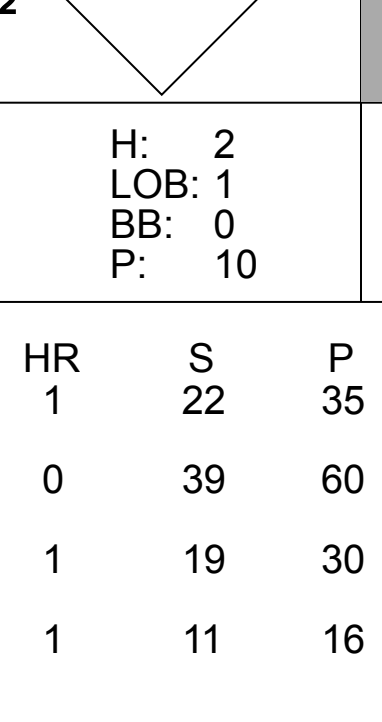








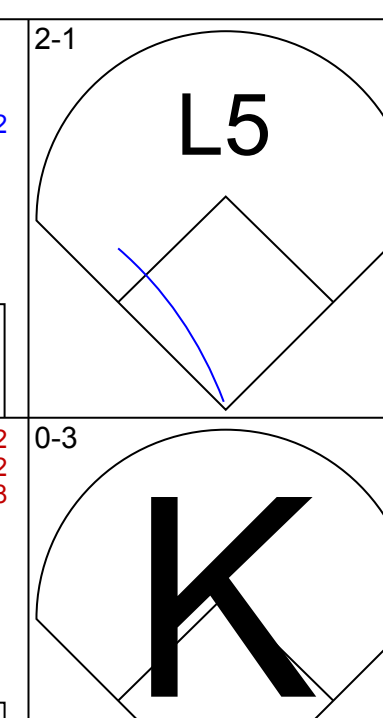
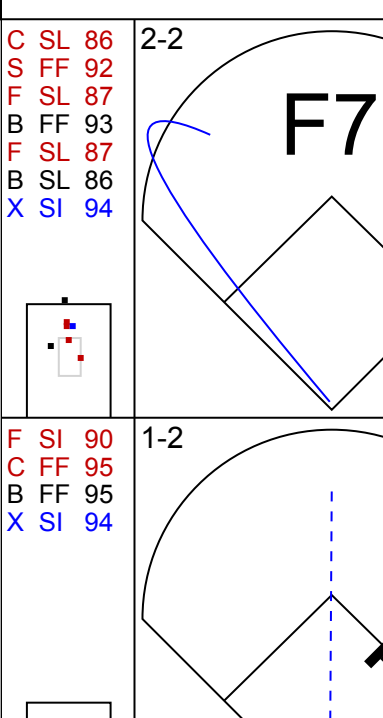
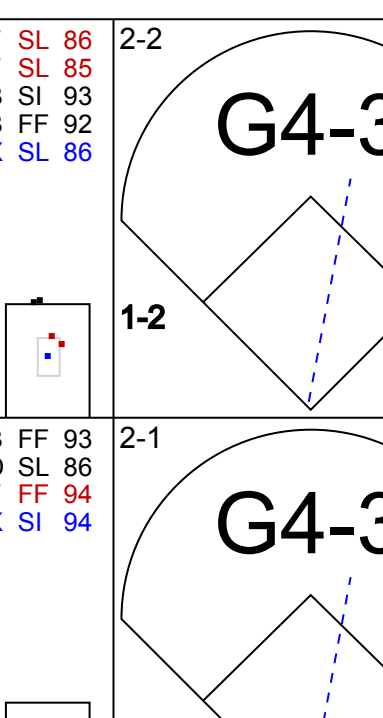
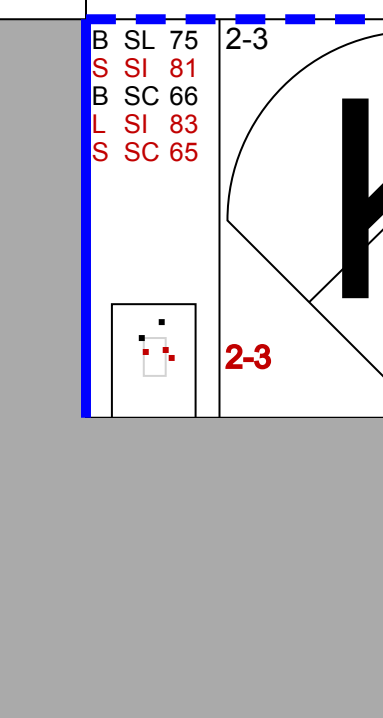
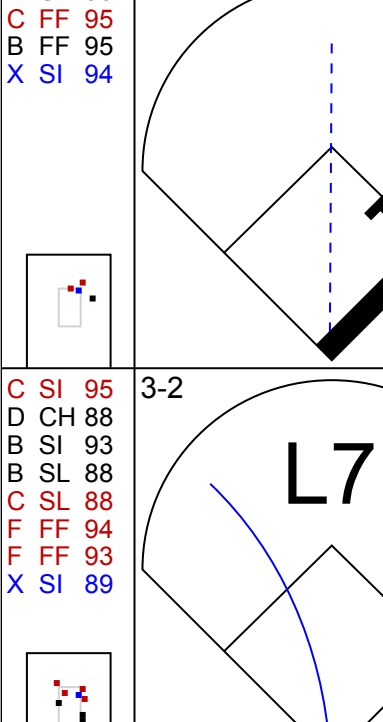

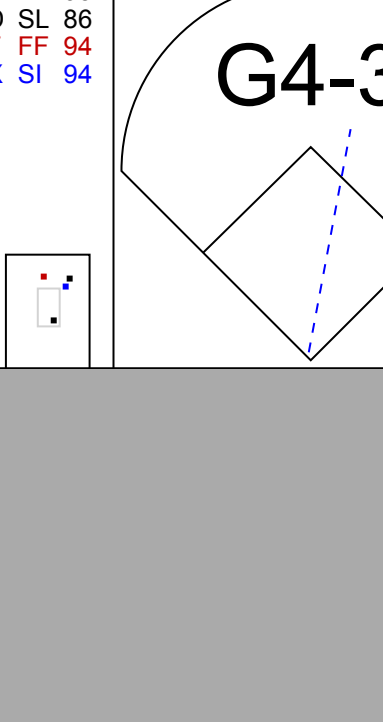
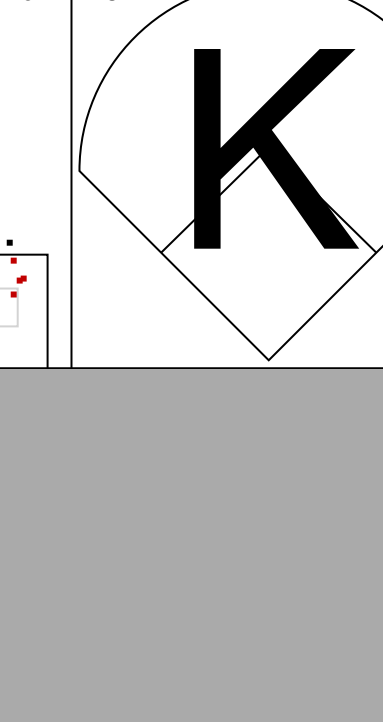
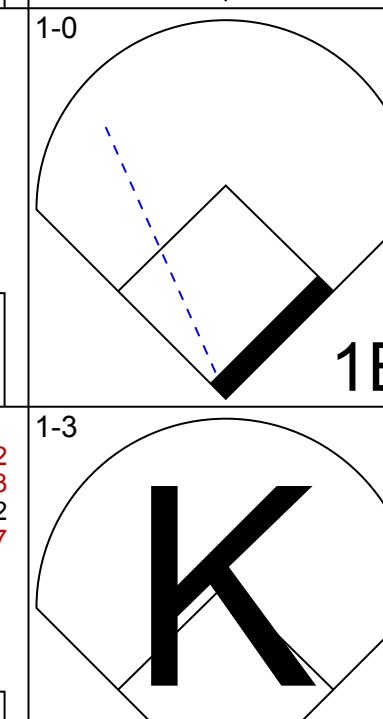
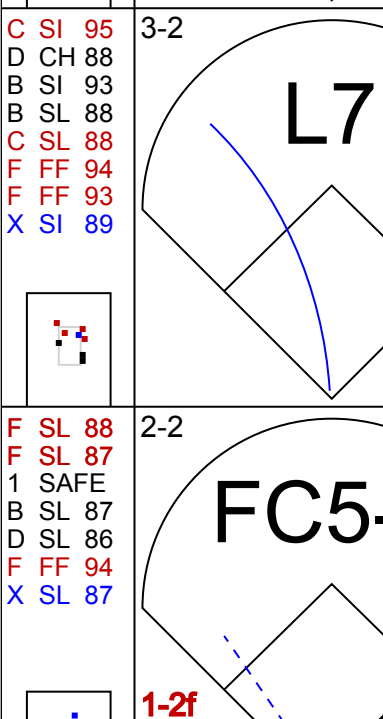
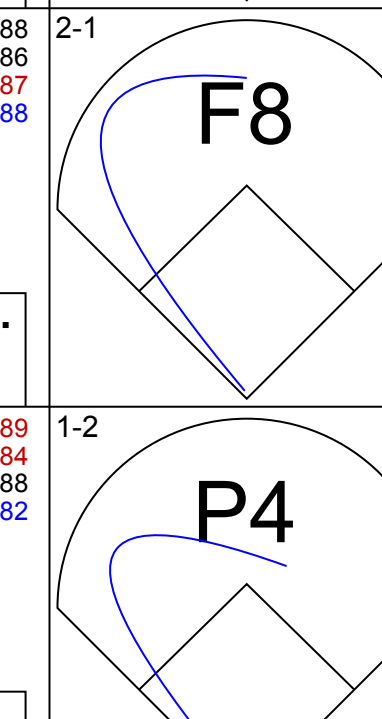

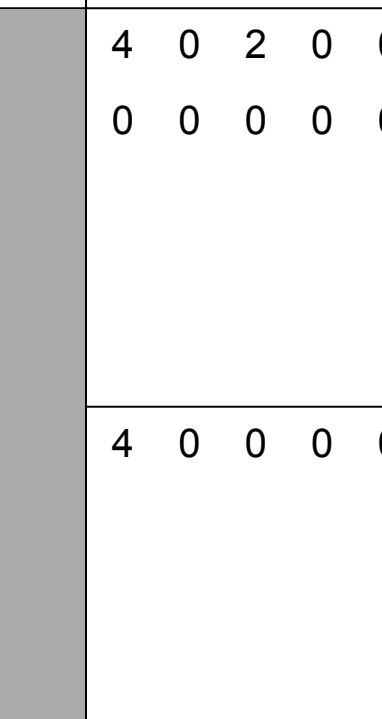

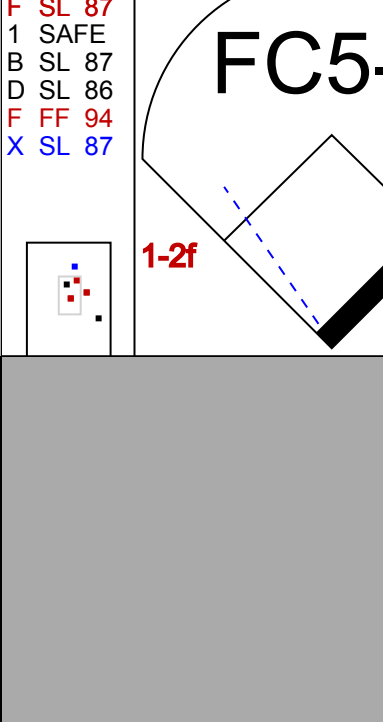
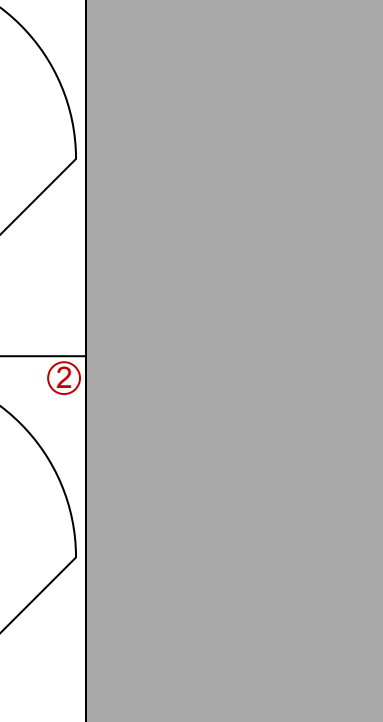
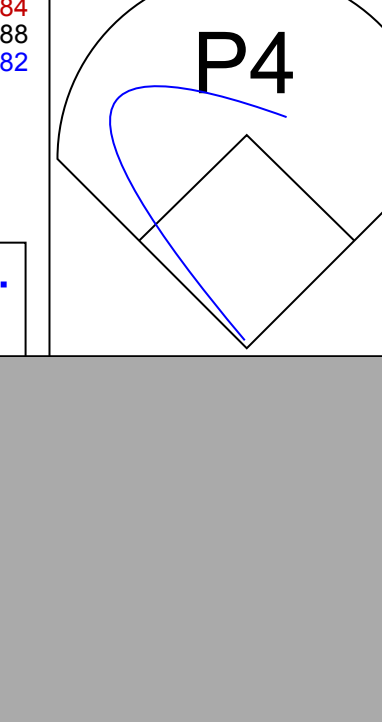




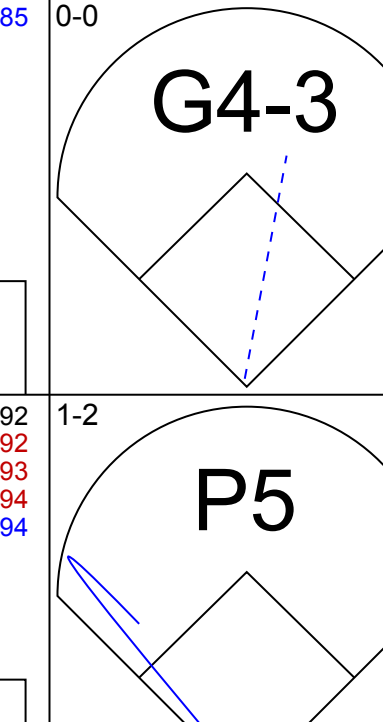
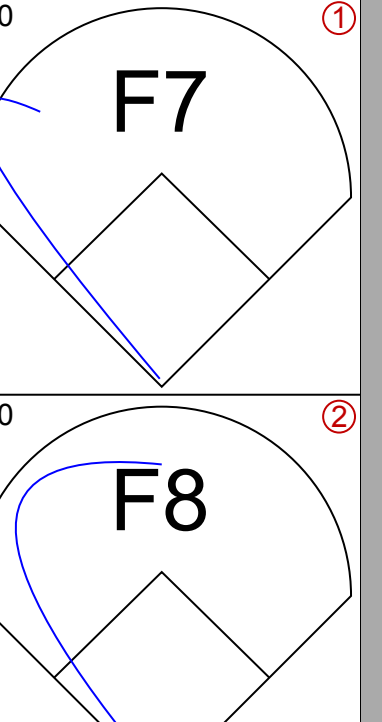
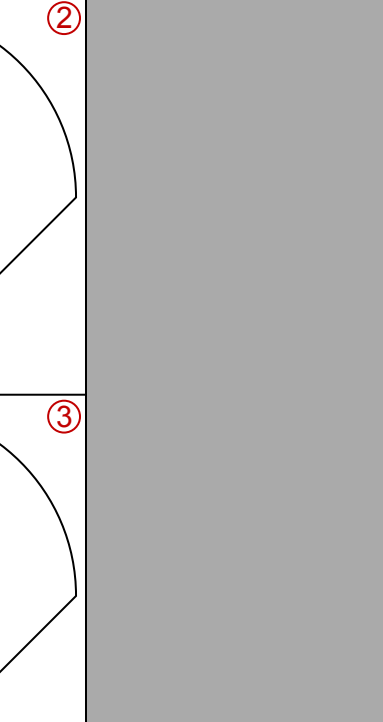
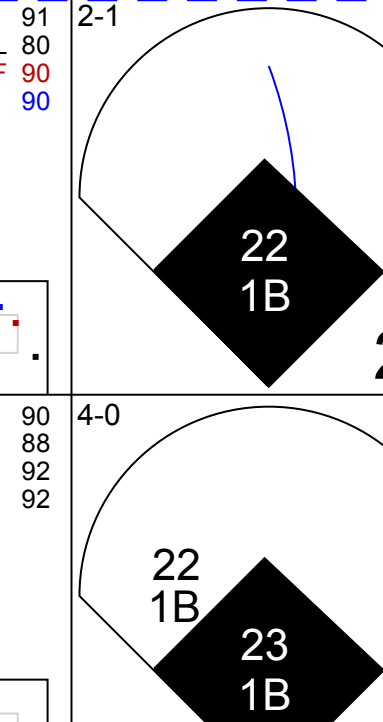
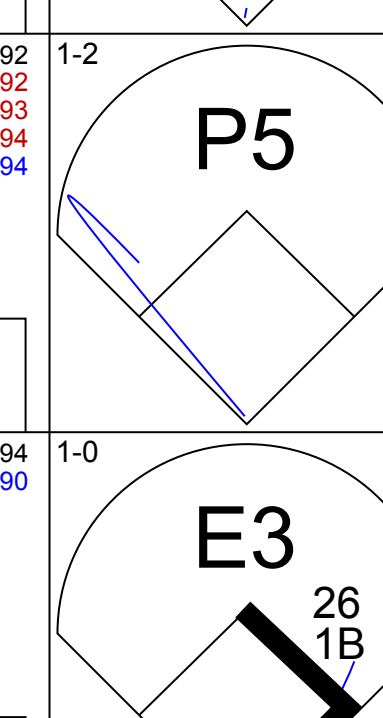
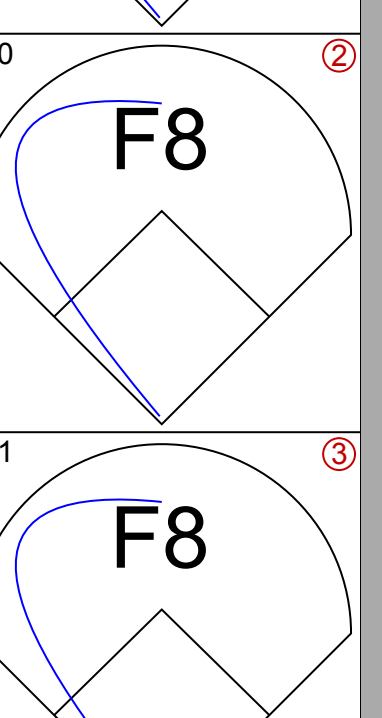
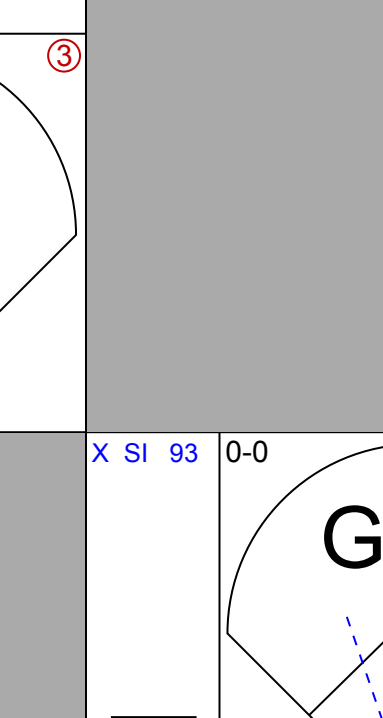
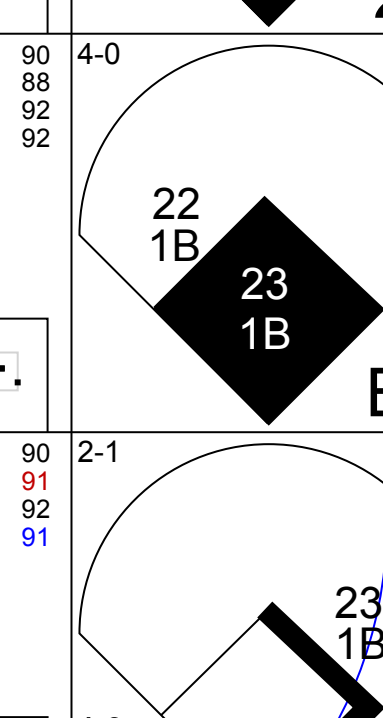
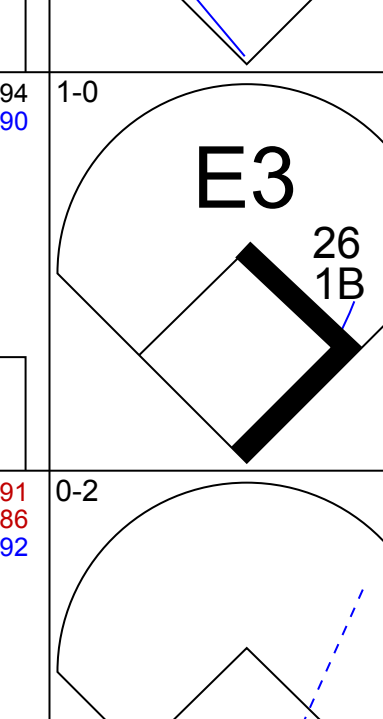
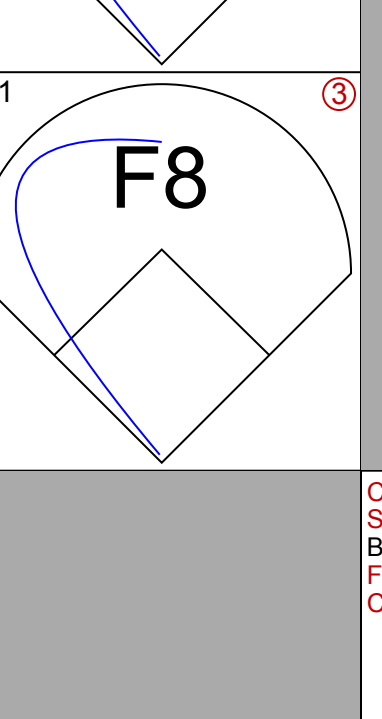
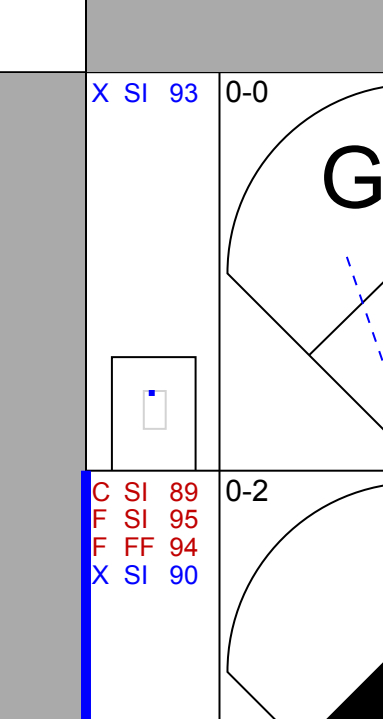
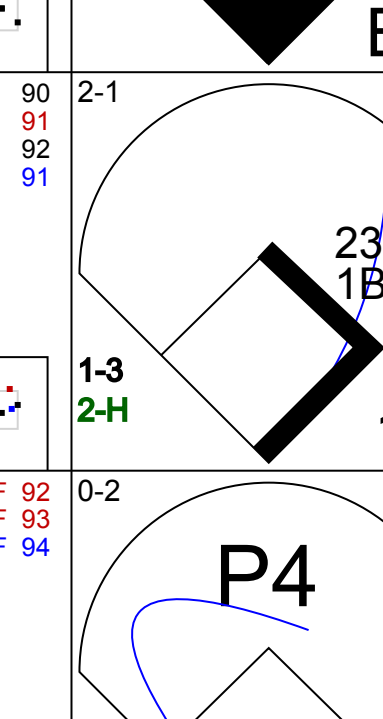
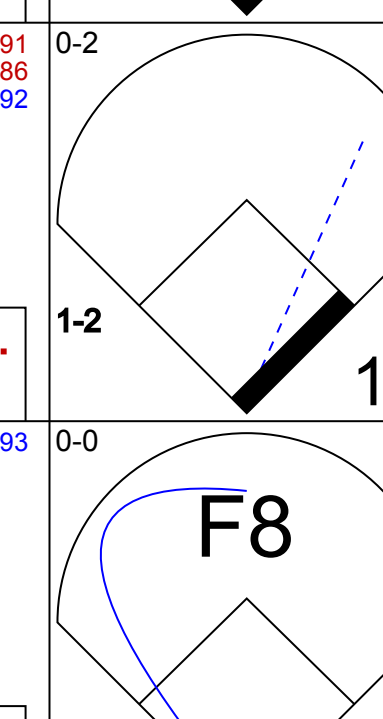
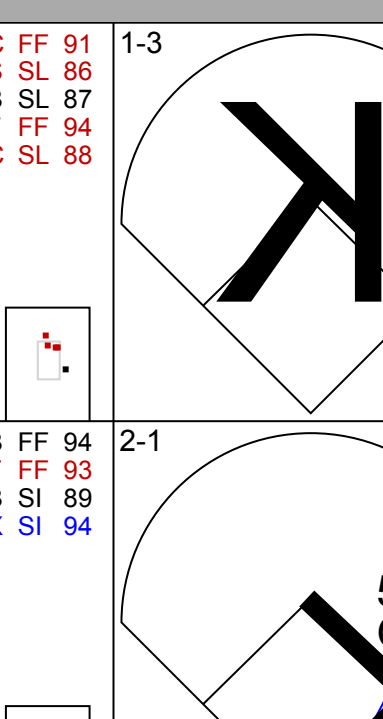
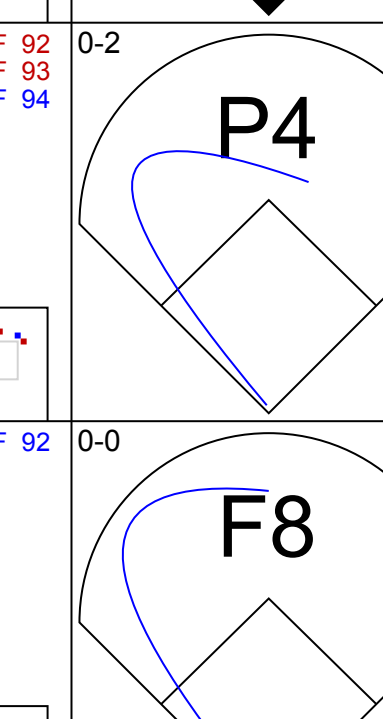
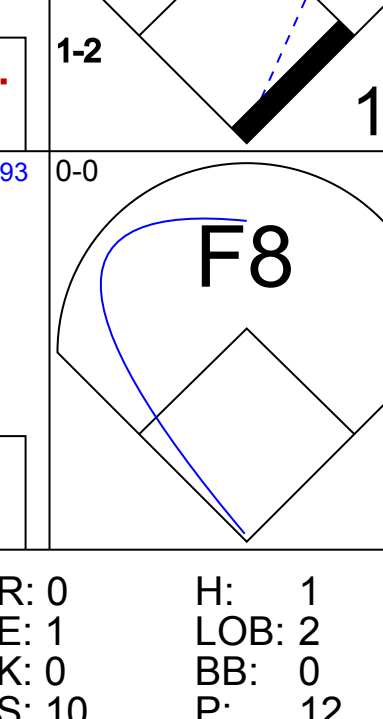
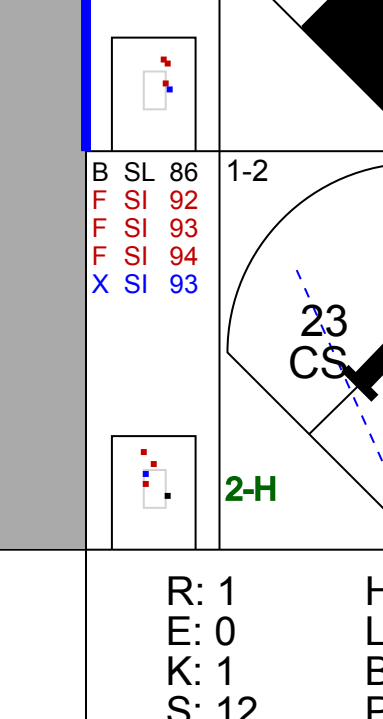
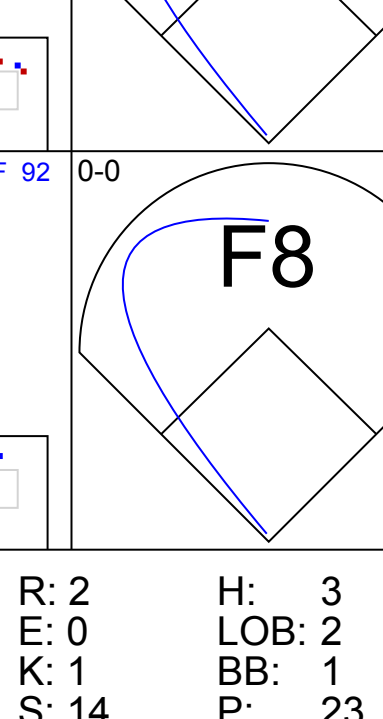
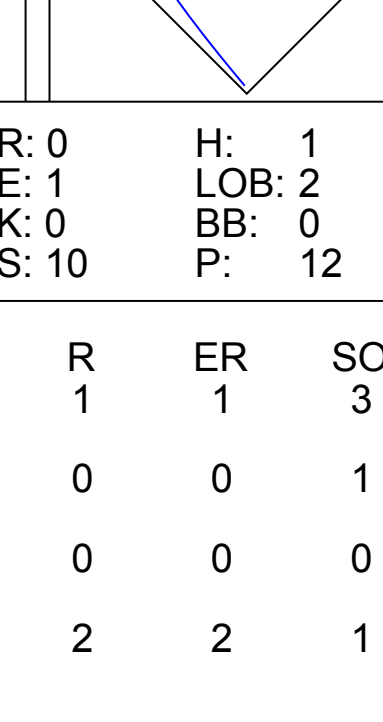

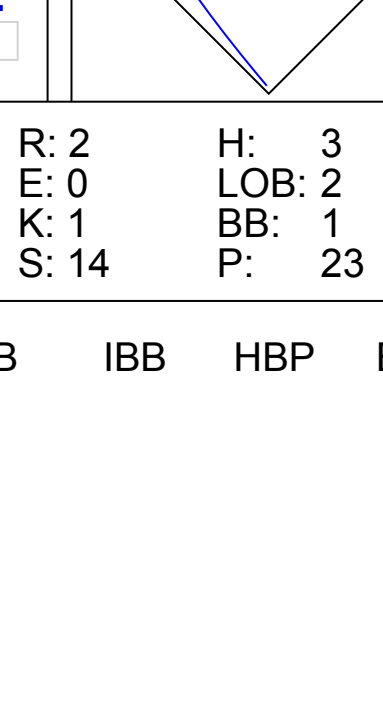
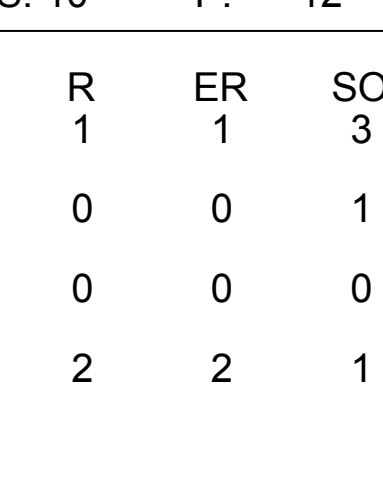
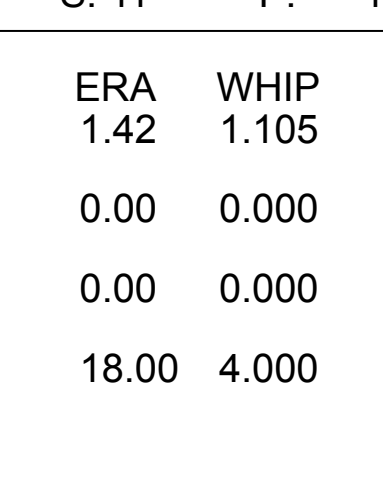



Batter	1	2	3	4	5	6	7	8	9	AB	R	H	RBI	BB	SO	LOB	TOP						
15 Jerry Hairston, R OBP: 0.321, SLG: 0.479										5	1	2	1	0	1	1							
21 Chris Dickerson, L OBP: 0.371, SLG: 0.356										5	0	1	0	0	1	4							
4 Brandon Phillips, R OBP: 0.359, SLG: 0.544										5	3	3	3	0	0	1							
32 Jay Bruce, L OBP: 0.294, SLG: 0.474										4	0	0	0	1	0	1							
55 Ramon Hernandez, R OBP: 0.348, SLG: 0.377										4	1	1	1	1	0	0							
17 Laynce Nix, L OBP: 0.339, SLG: 0.594										4	2	2	4	0	0	2							
29 Ryan Hanigan, R OBP: 0.416, SLG: 0.408										4	0	2	0	0	0	0							
7 Paul Janish, R OBP: 0.367, SLG: 0.364										4	1	1	0	0	0	2							
47 Johnny Cueto, R OBP: 0.208, SLG: 0.174										2	1	1	0	0	1	0							
52 Daniel Herrera, L OBP: 0.400, SLG: 0.389										0	0	0	0	0	0	0							
31 Jonny Gomes, R OBP: 0.400, SLG: 0.389										1	0	0	0	0	1	1							
25 David Weathers, R OBP: 0.367, SLG: 0.364										0	0	0	0	0	0	0							
46 Carlos Fisher, R OBP: 0.367, SLG: 0.364										0	0	0	0	0	0	0							
<b>Inning Stats</b>	R: 0 E: 0 K: 1 S: 11	H: 1 LOB: 0 BB: 0 P: 16	R: 1 E: 0 K: 0 S: 9	H: 2 LOB: 1 BB: 0 P: 15	R: 2 E: 1 K: 0 S: 13	H: 3 LOB: 2 BB: 1 P: 26	R: 1 E: 1 K: 0 S: 8	H: 2 LOB: 1 BB: 0 P: 10	R: 0 E: 0 K: 0 S: 5	H: 0 LOB: 0 BB: 0 P: 13	R: 0 E: 0 K: 0 S: 5	H: 0 LOB: 0 BB: 0 P: 8	R: 0 E: 0 K: 1 S: 7	H: 0 LOB: 0 BB: 0 P: 7	R: 3 E: 0 K: 1 S: 19	H: 3 LOB: 1 BB: 1 P: 30	R: 2 E: 0 K: 1 S: 11	H: 2 LOB: 0 BB: 0 P: 16	1B: 8 2B: 2 3B: 0 HR: 3	SF: 0 SAC: 1 DP: 1 HBP: 0	WP: 1 PB: 0 SB: 2 CS: 0	PA: 41	
<b>PITCHER</b>	IP WLS BF H R ER SO BB IBB HBP BLK WP HR S P ERA WHIP	IP WLS BF H R ER SO BB IBB HBP BLK WP HR S P ERA WHIP	IP WLS BF H R ER SO BB IBB HBP BLK WP HR S P ERA WHIP	IP WLS BF H R ER SO BB IBB HBP BLK WP HR S P ERA WHIP	IP WLS BF H R ER SO BB IBB HBP BLK WP HR S P ERA WHIP	IP WLS BF H R ER SO BB IBB HBP BLK WP HR S P ERA WHIP	IP WLS BF H R ER SO BB IBB HBP BLK WP HR S P ERA WHIP	IP WLS BF H R ER SO BB IBB HBP BLK WP HR S P ERA WHIP	IP WLS BF H R ER SO BB IBB HBP BLK WP HR S P ERA WHIP	IP WLS BF H R ER SO BB IBB HBP BLK WP HR S P ERA WHIP	IP WLS BF H R ER SO BB IBB HBP BLK WP HR S P ERA WHIP	IP WLS BF H R ER SO BB IBB HBP BLK WP HR S P ERA WHIP	IP WLS BF H R ER SO BB IBB HBP BLK WP HR S P ERA WHIP	IP WLS BF H R ER SO BB IBB HBP BLK WP HR S P ERA WHIP	IP WLS BF H R ER SO BB IBB HBP BLK WP HR S P ERA WHIP	IP WLS BF H R ER SO BB IBB HBP BLK WP HR S P ERA WHIP	IP WLS BF H R ER SO BB IBB HBP BLK WP HR S P ERA WHIP	IP WLS BF H R ER SO BB IBB HBP BLK WP HR S P ERA WHIP	IP WLS BF H R ER SO BB IBB HBP BLK WP HR S P ERA WHIP	IP WLS BF H R ER SO BB IBB HBP BLK WP HR S P ERA WHIP	IP WLS BF H R ER SO BB IBB HBP BLK WP HR S P ERA WHIP	IP WLS BF H R ER SO BB IBB HBP BLK WP HR S P ERA WHIP	IP WLS BF H R ER SO BB IBB HBP BLK WP HR S P ERA WHIP

Cincinnati Reds @ St. Louis Cardinals  
 Busch Stadium, St. Louis, MO  
 Wed Jun 03 2009, 7:15 PM CDT  
 Att: 35,811 - Cloudy - 62 F

AB 38  
 R 9  
 H 13  
 RBI 9  
 BB 2  
 SO 4  
 LOB 12



Batter	1	2	3	4	5	6	7	8	9	AB	R	H	RBI	BB	SO	LOB	BOTTOM						
55 Skip Schumaker, L OBP: 0.347, SLG: 0.420										3	0	0	0	0	0	1							
23 Brian Barden, R OBP: 0.298, SLG: 0.400										2	0	1	1	0	1	1							
16 Chris Duncan, L OBP: 0.342, SLG: 0.430										5	0	1	0	0	2	3							
5 Albert Pujols, R OBP: 0.469, SLG: 0.680										4	0	2	0	0	0	1							
43 Trevor Miller, R OBP: 0.307, SLG: 0.464										4	0	0	0	0	1	3							
24 Rick Ankiel, L OBP: 0.296, SLG: 0.369										4	1	1	0	0	0	1							
4 Yadier Molina, R OBP: 0.346, SLG: 0.356										3	1	0	0	1	0	1							
22 Joe Thurston, L OBP: 0.377, SLG: 0.435										4	0	1	1	0	0	0							
26 Kyle Lohse, R OBP: 0.368, SLG: 0.294										1	0	1	0	0	0	0							
54 Blaine Boyer, R OBP: 0.314, SLG: 0.438										1	0	0	0	0	1	0							
28 Colby Rasmus, L OBP: 0.271, SLG: 0.435										1	1	1	0	0	0	0							
19 Nick Stavinoha, R OBP: 0.271, SLG: 0.435										4	0	2	1	0	0	4							
13 Brendan Ryan, R OBP: 0.337, SLG: 0.384										4	0	2	1	0	0	4							
<b>Inning Stats</b>	R: 0 E: 0 K: 2 S: 9	H: 1 LOB: 1 BB: 0 P: 13	R: 0 E: 1 K: 0 S: 10	H: 1 LOB: 2 BB: 0 P: 12	R: 0 E: 0 K: 0 S: 17	H: 1 LOB: 0 BB: 0 P: 25	R: 0 E: 0 K: 0 S: 4	H: 0 LOB: 0 BB: 0 P: 8	R: 0 E: 0 K: 1 S: 11	H: 1 LOB: 1 BB: 0 P: 18	R: 0 E: 0 K: 0 S: 9	H: 1 LOB: 0 BB: 0 P: 15	R: 1 E: 0 K: 1 S: 12	H: 2 LOB: 0 BB: 0 P: 15	R: 0 E: 0 K: 0 S: 7	H: 0 LOB: 0 BB: 0 P: 12	R: 2 E: 0 K: 1 S: 14	H: 3 LOB: 2 BB: 1 P: 23	1B: 6 2B: 4 3B: 0 HR: 0	SF: 0 SAC: 0 DP: 0 HBP: 0	WP: 0 PB: 0 SB: 0 CS: 1	PA: 38	
<b>PITCHER</b>	IP WLS BF H R ER SO BB IBB HBP BLK WP HR S P ERA WHIP	IP WLS BF H R ER SO BB IBB HBP BLK WP HR S P ERA WHIP	IP WLS BF H R ER SO BB IBB HBP BLK WP HR S P ERA WHIP	IP WLS BF H R ER SO BB IBB HBP BLK WP HR S P ERA WHIP	IP WLS BF H R ER SO BB IBB HBP BLK WP HR S P ERA WHIP	IP WLS BF H R ER SO BB IBB HBP BLK WP HR S P ERA WHIP	IP WLS BF H R ER SO BB IBB HBP BLK WP HR S P ERA WHIP	IP WLS BF H R ER SO BB IBB HBP BLK WP HR S P ERA WHIP	IP WLS BF H R ER SO BB IBB HBP BLK WP HR S P ERA WHIP	IP WLS BF H R ER SO BB IBB HBP BLK WP HR S P ERA WHIP	IP WLS BF H R ER SO BB IBB HBP BLK WP HR S P ERA WHIP	IP WLS BF H R ER SO BB IBB HBP BLK WP HR S P ERA WHIP	IP WLS BF H R ER SO BB IBB HBP BLK WP HR S P ERA WHIP	IP WLS BF H R ER SO BB IBB HBP BLK WP HR S P ERA WHIP	IP WLS BF H R ER SO BB IBB HBP BLK WP HR S P ERA WHIP	IP WLS BF H R ER SO BB IBB HBP BLK WP HR S P ERA WHIP	IP WLS BF H R ER SO BB IBB HBP BLK WP HR S P ERA WHIP	IP WLS BF H R ER SO BB IBB HBP BLK WP HR S P ERA WHIP	IP WLS BF H R ER SO BB IBB HBP BLK WP HR S P ERA WHIP	IP WLS BF H R ER SO BB IBB HBP BLK WP HR S P ERA WHIP	IP WLS BF H R ER SO BB IBB HBP BLK WP HR S P ERA WHIP	IP WLS BF H R ER SO BB IBB HBP BLK WP HR S P ERA WHIP	IP WLS BF H R ER SO BB IBB HBP BLK WP HR S P ERA WHIP

Cincinnati Reds @ St. Louis Cardinals  
 Busch Stadium, St. Louis, MO  
 Wed Jun 03 2009, 7:15 PM CDT  
 Att: 35,811 - Cloudy - 62 F

AB 37  
 R 3  
 H 10  
 RBI 3  
 BB 1  
 SO 5  
 LOB 17





Batter	1	2	3	4	5	6	7	8	9	AB	R	H	RBI	BB	SO	LOB	TOP					
15 Jerry Hairston, R OBP: 0.313, SLG: 0.467	G5-3			G6-3			G6-3		G6-3	4	0	0	0	0	0	0	<p>Cincinnati Reds @ St. Louis Cardinals Busch Stadium, St. Louis, MO</p> <p>Thu Jun 04 2009, 7:15 PM CDT Att: 39,249 - Clear - 69 F</p> <p>livebaseballscores.com</p>					
21 Chris Dickerson, L OBP: 0.376, SLG: 0.365	G5-4-3 1B			G5-4-3 1B			G4-3			3	0	2	0	0	0	0						
4 Brandon Phillips, R OBP: 0.352, SLG: 0.535	G5-4-3			G5-4-3			K			3	0	0	0	0	1	2						
32 Jay Bruce, L OBP: 0.290, SLG: 0.466		F9							P6	3	0	0	0	0	0	0						
55 Ramon Hernandez, R OBP: 0.342, SLG: 0.371		K					G6-3		G5-3	3	0	0	0	0	1	0						
17 Laynce Nix, L OBP: 0.339, SLG: 0.615		F9					F7			3	1	1	1	0	0	0						
2 Alex Gonzalez, R OBP: 0.257, SLG: 0.311				L8			G6-3		G5-3	3	0	0	0	0	0	0						
29 Ryan Hanigan, R OBP: 0.402, SLG: 0.392				G6-3			K		L9	3	0	0	0	0	1	0						
39 Aaron Harang, R OBP: 0.200, SLG: 0.208				G5-3			G3-1		F9	2	0	0	0	0	0	0						
31 Jonny Gomes, R OBP: 0.361, SLG: 0.368										1	0	0	0	0	0	0						
<b>Inning Stats</b>	R: 0 E: 0 K: 0 S: 5	H: 1 LOB: 0 BB: 0 P: 8	R: 0 E: 0 K: 1 S: 9	H: 0 LOB: 0 BB: 0 P: 13	R: 0 E: 0 K: 0 S: 10	H: 0 LOB: 0 BB: 0 P: 17	R: 0 E: 0 K: 0 S: 5	H: 1 LOB: 0 BB: 0 P: 6	R: 0 E: 0 K: 1 S: 6	H: 0 LOB: 0 BB: 0 P: 12	R: 0 E: 0 K: 1 S: 6	H: 0 LOB: 0 BB: 0 P: 7	R: 0 E: 0 K: 1 S: 6	H: 0 LOB: 0 BB: 0 P: 9	R: 1 E: 0 K: 0 S: 10	H: 1 LOB: 0 BB: 0 P: 13	R: 0 E: 0 K: 0 S: 9	H: 0 LOB: 0 BB: 0 P: 10	1B: 2 2B: 0 3B: 0 HR: 1	SF: 0 SAC: 0 DP: 2 HBP: 0	WP: 0 PB: 0 SB: 0 CS: 0	PA: 28
<b>PITCHER</b> 29 Chris Carpenter, R ERA: 0.71	IP: 9.0 WLS: W BF: 28 H: 3 R: 1 ER: 1 SO: 3 BB: 0 IBB: 0 HBP: 0 BLK: 0 WP: 0 HR: 1 S: 66 P: 95 ERA: 1.00 WHIP: 0.333															<b>PITCHER</b>						

Batter	1	2	3	4	5	6	7	8	9	AB	R	H	RBI	BB	SO	LOB	BOTTOM			
55 Skip Schumaker, L OBP: 0.351, SLG: 0.419	G5-4-3 BB						G3-6-3			3	1	1	0	1	0	2	<p>Cincinnati Reds @ St. Louis Cardinals Busch Stadium, St. Louis, MO</p> <p>Thu Jun 04 2009, 7:15 PM CDT Att: 39,249 - Clear - 69 F</p> <p>livebaseballscores.com</p>			
23 Brian Barden, R OBP: 0.298, SLG: 0.400			5 HR 1B							0	0	0	0	0	0	0				
28 Colby Rasmus, L OBP: 0.312, SLG: 0.433	K		P6						F9	4	1	1	0	0	1	2				
5 Albert Pujols, R OBP: 0.470, SLG: 0.698	G5-4-3								L5	4	1	2	3	0	0	1				
47 Ryan Ludwick, R OBP: 0.306, SLG: 0.457		4 BB 24 1B 1B		G6-3			E4 47 E 1B 2B		K	4	0	1	0	0	1	1				
24 Rick Ankiel, L OBP: 0.297, SLG: 0.368		4 BB 1B		F8			K			3	0	1	0	0	1	2				
4 Yadier Molina, R OBP: 0.346, SLG: 0.352				G5-3			G4-6-3			2	0	0	0	1	0	2				
22 Joe Thurston, L OBP: 0.369, SLG: 0.425		F6		G3					P6	3	0	0	0	0	0	3				
29 Chris Carpenter, R OBP: 0.083, SLG: 0.083		G6-4-3					G6-3			3	0	1	0	0	0	3				
13 Brendan Ryan, R OBP: 0.337, SLG: 0.382				K			L9			3	0	1	0	0	1	0				
<b>Inning Stats</b>	R: 0 E: 0 K: 1 S: 7	H: 0 LOB: 0 BB: 1 P: 14	R: 0 E: 0 K: 0 S: 10	H: 2 LOB: 2 BB: 1 P: 16	R: 2 E: 0 K: 1 S: 11	H: 2 LOB: 0 BB: 0 P: 15	R: 0 E: 0 K: 0 S: 9	H: 0 LOB: 0 BB: 0 P: 14	R: 0 E: 0 K: 0 S: 9	H: 0 LOB: 0 BB: 0 P: 16	R: 1 E: 1 K: 1 S: 11	H: 2 LOB: 1 BB: 0 P: 16	R: 0 E: 0 K: 0 S: 9	H: 2 LOB: 1 BB: 0 P: 13	R: 0 E: 0 K: 1 S: 8	H: 0 LOB: 0 BB: 0 P: 11	1B: 6 2B: 1 3B: 0 HR: 1	SF: 0 SAC: 0 DP: 4 HBP: 0	WP: 0 PB: 0 SB: 0 CS: 0	PA: 31
<b>PITCHER</b> 39 Aaron Harang, R ERA: 4.11	IP: 8.0 WLS: L BF: 31 H: 8 R: 3 ER: 3 SO: 4 BB: 2 IBB: 0 HBP: 0 BLK: 0 WP: 0 HR: 1 S: 74 P: 115 ERA: 3.38 WHIP: 1.250															<b>PITCHER</b>				

Cincinnati Reds @ St. Louis Cardinals  
Busch Stadium, St. Louis, MO

Thu Jun 04 2009, 7:15 PM CDT  
Att: 39,249 - Clear - 69 F

livebaseballscores.com

**REDS**

Cincinnati Reds @ St. Louis Cardinals  
Busch Stadium, St. Louis, MO

Thu Jun 04 2009, 7:15 PM CDT  
Att: 39,249 - Clear - 69 F

livebaseballscores.com

**Cardinals**

AB	28
R	1
H	3
RBI	1
BB	0
SO	3
LOB	2

AB	29
R	3
H	8
RBI	3
BB	2
SO	4
LOB	16











Batter	1	2	3	4	5	6	7	8	9	10	11	12	13	14	AB	R	H	RBI	BB	SO	LOB	TOP										
12 Alfonso Soriano, R OBP: 0.305, SLG: 0.487	G6-3		FC1 17 1B 25 1B	G6-3			F9		K		IBB			HR	6	1	1	1	1	1	5											
2 Ryan Theriot, R OBP: 0.355, SLG: 0.451	HR		K				F8			SH1-4 9 1	K			1B 25 F9 17 1B	6	2	3	1	1	2	5											
1 Kosuke Fukudome, L OBP: 0.420, SLG: 0.471	G4-3		F7				L9			G6-3	SH1-4			1B 9 2B	5	1	0	0	1	1	4											
25 Derrek Lee, R OBP: 0.342, SLG: 0.427	G4-3		1B 17				FC5-4			E5	F8			F9	7	0	1	2	0	1	4											
17 Mike Fontenot, L OBP: 0.314, SLG: 0.384	L4		1B 1-2 2-3				G1-3			G6-3	IBB 9			K	6	0	2	1	1	2	2											
9 Reed Johnson, R OBP: 0.335, SLG: 0.455	K		P5				G4-3			G4-3	E6			F7	7	0	1	1	0	1	6											
45 Mike S. S. 21 King Griffey Jr. 24 Wade Barrett 45 Scott Sizemore 46 Jayson Werth 47 Aaron Heilman 18 Geovany Soto	G4-3		36 SH1-4 BB				F7			18 G6-3 13 SH1-4 BB	P5			13 1B FC4-2 13 BB	4	1	2	0	2	0	1											
13 Andrés Blanco, S OBP: 0.269, SLG: 0.292			L9				G4-3			SH1-4	G5-3			18 G6-4-3 1B	4	1	2	0	2	0	1											
36 Randy Wells, R 43 Jason Waddell, L 49 Carlos Marmol, R 47 Aaron Heilman, R 18 Geovany Soto, R	1B 25 1B		SH1-4				G4-3			G6-3	G5-3			G6-4-3 1B	2	1	1	0	0	0	0											
<b>Inning Stats</b>	R: 1 E: 0 K: 0 S: 9	H: 1 LOB: 0 BB: 0 P: 17	R: 0 E: 0 K: 1 S: 10	H: 0 LOB: 0 BB: 0 P: 14	R: 2 E: 1 K: 1 S: 14	H: 4 LOB: 3 BB: 0 P: 19	R: 0 E: 0 K: 1 S: 6	H: 0 LOB: 1 BB: 1 P: 14	R: 0 E: 0 K: 0 S: 8	H: 0 LOB: 0 BB: 0 P: 15	R: 0 E: 0 K: 0 S: 9	H: 0 LOB: 0 BB: 0 P: 13	R: 0 E: 0 K: 0 S: 6	H: 0 LOB: 0 BB: 0 P: 9	R: 0 E: 0 K: 0 S: 8	H: 0 LOB: 1 BB: 1 P: 11	R: 0 E: 0 K: 1 S: 8	H: 0 LOB: 1 BB: 0 P: 11	R: 0 E: 1 K: 0 S: 13	H: 1 LOB: 3 BB: 1 P: 21	R: 0 E: 0 K: 1 S: 17	H: 0 LOB: 2 BB: 2 P: 30	R: 0 E: 0 K: 0 S: 9	H: 0 LOB: 0 BB: 0 P: 12	R: 0 E: 0 K: 0 S: 11	H: 2 LOB: 1 BB: 0 P: 19	R: 3 E: 0 K: 2 S: 15	H: 4 LOB: 3 BB: 2 P: 27	1B: 9 2B: 2 3B: 0 HR: 2	SF: 0 SAC: 3 DP: 2 HBP: 0	WP: 0 PB: 0 SB: 0 CS: 1	PA: 63
<b>PITCHER</b>	IP 7.0	WLS 29	H 5	R 3	ER 1	SO 2	BB 2	IBB 0	HBP 0	BLK 0	WP 0	HR 1	S 62	P 101	ERA 1.29	WHIP 1.000																
61 Bronson Arroyo, R ERA: 5.0											46 Carlos Fisher, R ERA: 2.45																					
53 Arthur Rhodes, L ERA: 0.45											48 Francisco Cordero, R ERA: 1.44																					
52 Daniel Herrera, L ERA: 1.59											57 Mike Lincoln, R ERA: 3.0																					
25 David Weathers, R ERA: 2.66																																
51 Jared Burton, R ERA: 5.47																																

Chicago Cubs @ Cincinnati Reds  
Great American Ball Park, Cincinnati, OH  
Sun Jun 07 2009, 1:10 PM EDT  
Att. 32,629 - Partly Cloudy - 80 F

AB	52
R	12
H	16
RBI	6
BB	8
SO	8
LOB	40



Batter	1	2	3	4	5	6	7	8	9	10	11	12	13	14	AB	R	H	RBI	BB	SO	LOB	BOTTOM				
15 Jerry Hairston, R OBP: 0.303, SLG: 0.442	L7		K				SF9			P4				K	4	0	0	1	0	1	1					
51 Jared Burton, R OBP: 0.355, SLG: 0.348	G4-3		G6-3				G1-3			F9				1B 17 1B FC5-2 BB	5	0	1	0	2	0	1					
21 Chris Dickerson, L OBP: 0.371, SLG: 0.355	G4-3		G6-3				G5-3			L3				L9	6	1	1	0	2	0	5					
4 Brandon Phillips, R OBP: 0.349, SLG: 0.519	BB		1B				BB 55 SH 31 SF8			SH5-4				1B 23 FC5-2 55 IBB	5	1	1	0	1	2	0					
17 Laynce Nix, L OBP: 0.328, SLG: 0.571	K		L7				F7			SH5-4				1B 23 FC5-2	6	0	3	0	1	1	2					
55 Ramon Hernandez, R OBP: 0.343, SLG: 0.376	G3-1 2 31 1B G6-3		P4				F9			SH5-4				P4	4	1	1	0	1	0	1					
31 Jonny Gomes, R OBP: 0.333, SLG: 0.333	G3-1		K				F9			SF8				K	3	0	1	1	0	1	0					
52 Daniel Herrera, L ERA: 1.59	G3-1		K				F9			F9				K	0	0	0	0	0	0	0					
25 David Weathers, R ERA: 2.66	G3-1		K				F9			F9				K	0	0	0	0	0	0	0					
23 Adam Rosales, R OBP: 0.311, SLG: 0.320	G3-1		G5-3				G5-3			IBB				K	3	0	0	0	0	1	5					
2 Alex Gonzalez, R 46 Carlos Fisher, R 49 Carlos Marmol, R 47 Aaron Heilman, R 57 Mike Lincoln, R 56 Matt Maoney, L	G3-1		G5-3				G5-3			IBB				K	4	0	0	0	1	1	3					
29 Ryan Hanigan, R OBP: 0.404, SLG: 0.389	G6-3		G4-3				G4-3			K				1B 3 SH2-4	6	1	2	1	0	1	4					
61 Bronson Arroyo, R ERA: 5.0											58 Jose Ascánio, R ERA: 2.53															
32 Jay Bruce, L OBP: 0.304, SLG: 0.467											54 David Patton, R ERA: 6.06															
53 Arthur Rhodes, L ERA: 0.45											37 Angel Guzman, R ERA: 2.28															
3 Willy Taveras, R OBP: 0.315, SLG: 0.324																										
<b>Inning Stats</b>	R: 0 E: 0 K: 1 S: 7	H: 0 LOB: 1 BB: 1 P: 12	R: 1 E: 0 K: 1 S: 14	H: 2 LOB: 1 BB: 0 P: 20	R: 0 E: 0 K: 1 S: 6	H: 1 LOB: 1 BB: 0 P: 11	R: 0 E: 0 K: 0 S: 6	H: 0 LOB: 0 BB: 0 P: 10	R: 0 E: 0 K: 0 S: 8	H: 0 LOB: 1 BB: 3 P: 28	R: 1 E: 0 K: 1 S: 12	H: 0 LOB: 3 BB: 0 P: 15	R: 0 E: 0 K: 0 S: 9	H: 0 LOB: 0 BB: 0 P: 15	R: 0 E: 0 K: 1 S: 10	H: 1 LOB: 1 BB: 0 P: 11	R: 0 E: 0 K: 1 S: 17	H: 0 LOB: 0 BB: 0 P: 15	R: 0 E: 0 K: 0 S: 11	H: 1 LOB: 3 BB: 1 P: 20	R: 0 E: 0 K: 2 S: 11	H: 1 LOB: 1 BB: 0 P: 15	1B: 8 2B: 3 3B: 0 HR: 0	SF: 2 SAC: 3 DP: 0 HBP: 0	WP: 0 PB: 0 SB: 0 CS: 0	PA: 61
<b>PITCHER</b>	IP 6.2	WLS 28	H 7	R 2	ER 2	SO 4	BB 1	IBB 0	HBP 0	BLK 0	WP 0	HR 0	S 58	P 91	ERA 2.70	WHIP 1.200										
36 Randy Wells, R ERA: 1.86											58 Jose Ascánio, R ERA: 2.53															
43 Jason Waddell, L ERA: 0.45											54 David Patton, R ERA: 6.06															
49 Carlos Marmol, R ERA: 3.67											37 Angel Guzman, R ERA: 2.28															
47 Aaron Heilman, R ERA: 4.68																										
63 Kevin Gregg, R ERA: 4.62																										

Chicago Cubs @ Cincinnati Reds  
Great American Ball Park, Cincinnati, OH  
Sun Jun 07 2009, 1:10 PM EDT  
Att. 32,629 - Partly Cloudy - 80 F

AB	49
R	3
H	11
RBI	3
BB	7
SO	11
LOB	31





Batter	1	2	3	4	5	6	7	8	9	AB	R	H	RBI	BB	SO	LOB	TOP
3 Willy Taveras, R (1, 8) OBP: 0.307, SLG: 0.315	G5-3		K		K		K		FC4-6	5	0	0	0	0	3	3	<p>Cincinnati Reds @ Washington Nationals Nationals Park, Washington, DC Tue Jun 09 2009, 7:05 PM EDT Att: 16,274 - Cloudy - 65 F</p>
15 Jerry Hairston, R (1, 5) OBP: 0.308, SLG: 0.440	L8		K		BB		1B		CS	3	0	1	0	1	1	0	
4 Brandon Phillips, R (1, 4) OBP: 0.347, SLG: 0.519	G6-3		G6-3		2B		FC6-4			4	0	1	2	0	0	1	
55 Ramon Hernandez, R (1, 3) OBP: 0.337, SLG: 0.368	K2-3				F9		G1-3		P3	4	0	0	0	0	1	2	
31 Jonny Gomes, R (1, 7) OBP: 0.355, SLG: 0.357	K				G4-3					4	0	2	0	0	1	0	
53 Arthur Rhodes, L (8, 1)										0	0	0	0	0	0	0	
25 David Weathers, R (8, 1)										0	0	0	0	0	0	0	
48 Francisco Cordero, R (9, 1)										0	0	0	0	0	0	0	
32 Jay Bruce, L (1, 9) OBP: 0.303, SLG: 0.460	2B				F7		F8		K	3	1	0	0	1	1	2	
2 Alex Gonzalez, R (1, 6) OBP: 0.281, SLG: 0.311							L7		L9	4	1	2	0	0	0	2	
29 Ryan Hanigan, R (1, 2) OBP: 0.398, SLG: 0.383							FC6-4		G4-3	4	0	1	1	0	1	2	
47 Johnny Cueto, R (1, 1) OBP: 0.222, SLG: 0.160										2	1	0	0	1	1	2	
21 Chris Dickerson, L (8, 7) OBP: 0.375, SLG: 0.364	B2									1	0	1	0	0	0	0	
<b>Inning Stats</b>	R: 0 H: 0 E: 0 K: 0 S: 6	H: 0 LOB: 0 BB: 0 P: 11	R: 1 H: 2 E: 0 K: 2 S: 12	H: 2 LOB: 2 BB: 1 P: 20	R: 0 H: 0 E: 0 K: 2 S: 9	H: 0 LOB: 0 BB: 0 P: 12	R: 0 H: 0 E: 0 K: 0 S: 7	H: 1 LOB: 1 BB: 0 P: 11	R: 0 H: 1 E: 0 K: 1 S: 10	H: 1 LOB: 1 BB: 0 P: 11	R: 0 H: 1 E: 0 K: 0 S: 4	H: 1 LOB: 0 BB: 0 P: 9	1B: 6 2B: 2 3B: 0 HR: 0	SF: 0 SAC: 0 DP: 0 HBP: 0	WP: 0 PB: 0 SB: 0 CS: 1	PA: 38	
<b>PITCHER</b>	IP WLS BF H R ER SO BB IBB HBP BLK WP HR S P ERA WHIP																
48 Ross Detwiler, L (1, 1) ERA: 5.06	6.0 L 26 5 3 3 6 3 0 0 0 0 0 0 65 103 4.50 1.333																
57 Jason Bergmann, R (7, 1) ERA: 3.39	1.0 4 1 0 0 2 0 0 0 0 0 0 0 10 11 0.00 1.000																
41 Ron Villone, L (8, 1) ERA:	1.0 4 1 0 0 1 0 0 0 0 0 0 0 9 11 0.00 1.000																
54 Mike MacDougal, R (9, 1) ERA: 6.0	1.0 3 1 0 0 0 0 0 0 0 0 0 0 4 9 0.00 1.000																

Batter	1	2	3	4	5	6	7	8	9	AB	R	H	RBI	BB	SO	LOB	BOTTOM	
15 Cristian Guzman, S (1, 6) OBP: 0.347, SLG: 0.463	G4-3		G4-3		G3					4	1	2	1	0	0	0	<p>Cincinnati Reds @ Washington Nationals Nationals Park, Washington, DC Tue Jun 09 2009, 7:05 PM EDT Att: 16,274 - Cloudy - 65 F</p>	
24 Nick Johnson, L (1, 3) OBP: 0.424, SLG: 0.453	G6-4-3		F8				BB		K	3	0	0	0	1	1	1		
11 Ryan Zimmerman, R (1, 5) OBP: 0.395, SLG: 0.537	G6-4-3		K				FC4-6		2B	4	0	2	0	0	1	1		
44 Adam Dunn, L (1, 7) OBP: 0.398, SLG: 0.553	L9				L9		BB		K	2	0	0	0	2	1	1		
34 Elijah Dukes, R (1, 9) OBP: 0.338, SLG: 0.482							G6-3		K	3	1	1	1	1	1	3		
22 Willie Harris, L (1, 8) OBP: 0.371, SLG: 0.395	K				P4		G4-3		G4-3	4	0	0	0	0	1	3		
6 Anderson Hernandez, S (1, 4) OBP: 0.323, SLG: 0.310					G4-3				G4-3	4	0	0	0	0	1	0		
23 Wil Nieves, R (1, 2) OBP: 0.300, SLG: 0.307							L8			3	0	1	0	0	0	0		
25 Austin Kearns, R (9, PH) OBP: 0.346, SLG: 0.362									K	1	0	0	0	0	1	0		
48 Ross Detwiler, R (1, 1)										2	0	0	0	0	1	0		
57 Jason Bergmann, R (7, 1)										0	0	0	0	0	0	0		
16 Josh Willingham, R (7, PH) OBP: 0.378, SLG: 0.549										1	0	0	0	0	1	1		
41 Ron Villone, L (8, 1)										0	0	0	0	0	0	0		
54 Mike MacDougal, S (9, 1) ERA: 1.38										0	0	0	0	0	0	0		
<b>Inning Stats</b>	R: 0 H: 2 E: 0 K: 1 S: 12	H: 0 LOB: 3 BB: 2 P: 27	R: 0 H: 0 E: 0 K: 1 S: 9	H: 0 LOB: 0 BB: 0 P: 12	R: 0 H: 0 E: 0 K: 1 S: 7	H: 0 LOB: 0 BB: 0 P: 13	R: 1 H: 1 E: 0 K: 0 S: 8	H: 0 LOB: 1 BB: 2 P: 21	R: 0 H: 1 E: 0 K: 2 S: 10	H: 1 LOB: 1 BB: 0 P: 17	R: 1 H: 2 E: 0 K: 3 S: 16	H: 2 LOB: 1 BB: 0 P: 25	R: 0 H: 0 E: 0 K: 1 S: 10	H: 0 LOB: 0 BB: 0 P: 17	1B: 3 2B: 1 3B: 0 HR: 2	SF: 0 SAC: 0 DP: 2 HBP: 0	WP: 0 PB: 0 SB: 0 CS: 0	PA: 35
<b>PITCHER</b>	IP WLS BF H R ER SO BB IBB HBP BLK WP HR S P ERA WHIP																	
47 Johnny Cueto, R (1, 1) ERA: 2.93	7.0 W 27 4 1 1 2 4 0 0 0 0 0 0 1 66 111 1.29 1.143																	
53 Arthur Rhodes, L (8, 1) ERA: 0.87	0.2 H 4 2 1 1 2 0 0 0 0 0 0 0 1 13 19 13.50 3.000																	
25 David Weathers, R (8, 1) ERA: 2.61	0.1 H 1 0 0 0 1 0 0 0 0 0 0 0 3 6 0.00 0.000																	
48 Francisco Cordero, R (9, 1) ERA: 1.38	1.0 S 3 0 0 0 1 0 0 0 0 0 0 0 10 17 0.00 0.000																	





Batter	1	2	3	4	5	6	7	8	9	10	11	12	AB	R	H	RBI	BB	SO	LOB	TOP			
15 Jerry Hairston, R OBP: 0.303, SLG: 0.430	P5		E9		F8			G6-3		K				6	0	1	1	0	1	2			
3 Willy Taveras, R OBP: 0.300, SLG: 0.307	F7		K			B1-4		G1-3			F7		5	0	0	0	0	1	1				
4 Brandon Phillips, R OBP: 0.344, SLG: 0.510	G4-3		G4-6-3			F9		G6-3					5	0	1	0	0	0	1				
17 Laynce Nix, L OBP: 0.324, SLG: 0.553			G6-3			P6			L4			K	4	1	0	0	0	1	1				
55 Ramon Hernandez, R OBP: 0.329, SLG: 0.358		G5-3		L6			G6-3			L5		G4-3	5	0	0	0	0	0	2				
32 Jay Bruce, L OBP: 0.309, SLG: 0.481			G3-1					G4-3					4	2	2	2	1	0	0				
2 Alex Gonzalez, R OBP: 0.261, SLG: 0.316					P6			F8		G4-3			4	0	1	0	0	0	1				
29 Ryan Hanigan, R OBP: 0.407, SLG: 0.381													3	0	1	0	2	0	3				
39 Aaron Harang, R ERA: 5.04													2	0	0	0	0	0	3				
53 Arthur Rhodes, L ERA: 0.86													0	0	0	0	0	0	0				
48 Francisco Cordero, R ERA: 2.0													1	0	0	0	0	0	1				
40 Nick Masset, R ERA: 0.78													0	0	0	0	0	0	0				
31 Jonny Gomes, R ERA: 4.91													1	1	1	1	0	0	0				
25 David Weathers, R ERA: 2.49													0	0	0	0	0	0	0				
<b>Inning Stats</b>	R: 0 E: 0 K: 0 S: 6	H: 0 LOB: 0 BB: 0 P: 8	R: 2 E: 0 K: 13	H: 2 LOB: 1 BB: 21	R: 0 E: 1 K: 1 S: 7	H: 0 LOB: 0 BB: 0 P: 11	R: 0 E: 0 K: 0 S: 6	H: 0 LOB: 0 BB: 0 P: 6	R: 0 E: 0 K: 0 S: 8	H: 1 LOB: 1 BB: 1 P: 16	R: 0 E: 0 K: 0 S: 7	H: 0 LOB: 0 BB: 0 P: 11	R: 0 E: 0 K: 2 S: 11	H: 1 LOB: 1 BB: 0 P: 17	R: 0 E: 0 K: 1 S: 12	H: 1 LOB: 1 BB: 0 P: 21	R: 2 E: 1 K: 0 S: 8	H: 2 LOB: 1 BB: 1 P: 14	1B: 3 2B: 3 3B: 0 HR: 1	SF: 0 SAC: 2 DP: 2 HBP: 1	WP: 0 PB: 1 SB: 0 CS: 0	PA: 46	
<b>PITCHER</b>	IP WLS BF H R ER SO BB IBB HBP BLK WP HR S P ERA WHIP	39 Shairon Martis, R ERA: 5.04	38 Joel Hanrahan, R ERA: 6.59	97 Joe Beimel, L ERA: 4.24	54 Mike MacDougal, R ERA: 4.91	41 Ron Villone, L ERA: 0.53	<b>PITCHER</b>	IP WLS BF H R ER SO BB IBB HBP BLK WP HR S P ERA WHIP	57 Jason Bergmann, R ERA: 3.77														

**Cincinnati Reds @ Washington Nationals**  
Nationals Park, Washington, DC  
Wed Jun 10 2009, 7:05 PM EDT  
Att. 19,766 - Cloudy - 81 F

livebaseballscorecards.com

AB 40  
R 4  
H 7  
RBI 4  
BB 3  
SO 4  
LOB 15



Batter	1	2	3	4	5	6	7	8	9	10	11	12	AB	R	H	RBI	BB	SO	LOB	BOTTOM						
15 Cristian Guzman, S OBP: 0.347, SLG: 0.469					P6			G3				G3	6	0	2	0	0	1	3							
24 Nick Johnson, L OBP: 0.418, SLG: 0.442	F8		P6		F9			K		F8			5	0	0	0	1	1	5							
11 Ryan Zimmerman, R OBP: 0.393, SLG: 0.530	F9					B5-3							5	0	1	0	1	1	2							
44 Adam Dunn, L OBP: 0.394, SLG: 0.542	P5												4	0	0	0	1	0	4							
34 Elijah Dukes, R OBP: 0.333, SLG: 0.468					L9								4	1	0	0	1	0	1							
16 Josh Willingham, R OBP: 0.379, SLG: 0.534		P3			F8								3	1	0	0	2	0	0							
10 Ronnie Belliard, R OBP: 0.221, SLG: 0.288					L9								5	0	1	0	0	2	2							
7 Josh Bard, S OBP: 0.284, SLG: 0.355													4	0	2	1	0	0	1							
23 Wil Nieves, R OBP: 0.296, SLG: 0.303													1	0	0	0	0	1	0							
39 Shairon Martis, R ERA: 5.04													2	0	0	0	0	0	1							
53 Arthur Rhodes, L ERA: 0.86													0	0	0	0	0	0	0							
48 Francisco Cordero, R ERA: 2.0													0	0	0	0	0	0	0							
40 Nick Masset, R ERA: 0.78													0	0	0	0	0	0	0							
31 Jonny Gomes, R ERA: 4.91													0	0	0	0	0	0	0							
25 David Weathers, R ERA: 2.49													0	0	0	0	0	0	0							
<b>Inning Stats</b>	R: 0 E: 0 K: 0 S: 13	H: 1 LOB: 1 BB: 0 P: 17	R: 0 E: 0 K: 0 S: 6	H: 1 LOB: 1 BB: 12	R: 0 E: 0 K: 1 S: 10	H: 1 LOB: 2 BB: 17	R: 0 E: 0 K: 0 S: 5	H: 0 LOB: 0 BB: 6	R: 0 E: 0 K: 0 S: 11	H: 1 LOB: 1 BB: 18	R: 0 E: 0 K: 0 S: 19	H: 0 LOB: 2 BB: 2	R: 0 E: 0 K: 1 S: 10	H: 0 LOB: 0 BB: 0 P: 16	R: 2 E: 0 K: 2 S: 17	H: 2 LOB: 2 BB: 32	R: 0 E: 0 K: 1 S: 5	H: 0 LOB: 0 BB: 0 P: 9	R: 0 E: 0 K: 2 S: 9	H: 0 LOB: 0 BB: 0 P: 16	R: 0 E: 0 K: 1 S: 10	H: 0 LOB: 1 BB: 1 P: 19	1B: 6 2B: 0 3B: 1 HR: 0	SF: 0 SAC: 0 DP: 0 HBP: 0	WP: 0 PB: 0 SB: 0 CS: 0	PA: 49
<b>PITCHER</b>	IP WLS BF H R ER SO BB IBB HBP BLK WP HR S P ERA WHIP	39 Shairon Martis, R ERA: 5.04	38 Joel Hanrahan, R ERA: 6.59	97 Joe Beimel, L ERA: 4.24	54 Mike MacDougal, R ERA: 4.91	41 Ron Villone, L ERA: 0.53	<b>PITCHER</b>	IP WLS BF H R ER SO BB IBB HBP BLK WP HR S P ERA WHIP	57 Jason Bergmann, R ERA: 3.77																	

**Cincinnati Reds @ Washington Nationals**  
Nationals Park, Washington, DC  
Wed Jun 10 2009, 7:05 PM EDT  
Att. 19,766 - Cloudy - 81 F

livebaseballscorecards.com

AB 42  
R 2  
H 7  
RBI 2  
BB 6  
SO 8  
LOB 19





Batter	1	2	3	4	5	6	7	8	9	AB	R	H	RBI	BB	SO	LOB	TOP															
15 Jerry Hairston, R OBP: 0.302, SLG: 0.426										4	0	1	0	0	1	0	<p>Cincinnati Reds @ Washington Nationals Nationals Park, Washington, DC Thu Jun 11 2009, 4:35 PM EDT Att: 19,703 - Cloudy - 82 F</p>															
3 Willy Taveras, R OBP: 0.294, SLG: 0.301										4	0	0	0	0	0	1																
4 Brandon Phillips, R OBP: 0.347, SLG: 0.536										3	0	1	0	1	0	0																
31 Jonny Gomes, R OBP: 0.389, SLG: 0.387										2	1	0	0	1	0	3																
40 Nick Masset, R										3	0	0	0	1	1	1																
55 Ramon Hernandez, R										4	0	0	0	0	0	2																
32 Jay Bruce, L OBP: 0.304, SLG: 0.471										4	1	2	1	0	0	0																
2 Alex Gonzalez, R OBP: 0.266, SLG: 0.321										4	0	1	0	0	1	2																
23 Adam Rosales, R OBP: 0.309, SLG: 0.318										2	0	0	0	0	1	3																
33 Micah Owings, R OBP: 0.276, SLG: 0.456										0	0	0	0	0	0	0																
51 Jared Burton, R										0	0	0	0	0	0	0																
21 Chris Dickerson, L OBP: 0.295, SLG: 0.536										0	0	0	0	0	0	0																
46 Carlos Fisher, R										0	0	0	0	0	0	0																
52 Daniel Herrera, L										0	0	0	0	0	0	0																
17 Laynce Nix, L OBP: 0.324, SLG: 0.553										0	0	0	0	0	0	0																
<b>Inning Stats</b>	R: 0 E: 0 K: 0 S: 11	H: 2 LOB: 1 BB: 0 P: 16	R: 1 E: 1 K: 1 S: 16	H: 2 LOB: 1 BB: 0 P: 22	R: 0 E: 0 K: 0 S: 4	H: 0 LOB: 0 BB: 0 P: 7	R: 1 E: 0 K: 1 S: 11	H: 1 LOB: 2 BB: 1 P: 18	R: 0 E: 0 K: 0 S: 6	H: 0 LOB: 1 BB: 1 P: 14	R: 0 E: 0 K: 0 S: 7	H: 0 LOB: 0 BB: 0 P: 11	R: 0 E: 0 K: 1 S: 10	H: 0 LOB: 0 BB: 0 P: 16	R: 0 E: 0 K: 1 S: 13	H: 0 LOB: 0 BB: 1 P: 21	R: 0 E: 0 K: 0 S: 5	H: 0 LOB: 0 BB: 0 P: 8	1B: 5 2B: 0 3B: 0 HR: 0	SF: 0 SAC: 0 DP: 0 HBP: 1	WP: 1 PB: 0 SB: 0 CS: 2	PA: 35										
<b>PITCHER</b>	IP WLS BF H R ER SO BB IBB HBP BLK WP HR S P ERA WHIP																															
31 John Lannan, L ERA: 3.51	6.0	25	5	2	1	2	2	0	1	0	1	0	55	88	1.50	1.167																
50 Julian Tavarez, R ERA: 4.53	2.0	7	0	0	0	2	1	0	0	0	0	0	23	37	0.00	0.500																
97 Joe Beimel, L ERA: 4.07	1.0	3	0	0	0	0	0	0	0	0	0	5	8	0.00	0.000																	

Batter	1	2	3	4	5	6	7	8	9	AB	R	H	RBI	BB	SO	LOB	BOTTOM															
15 Cristian Guzman, S OBP: 0.343, SLG: 0.462										5	1	1	1	0	0	6	<p>Cincinnati Reds @ Washington Nationals Nationals Park, Washington, DC Thu Jun 11 2009, 4:35 PM EDT Att: 19,703 - Cloudy - 82 F</p>															
12 Alberto Gonzalez, R OBP: 0.393, SLG: 0.431										3	0	1	0	1	0	3																
11 Ryan Zimmerman, R OBP: 0.393, SLG: 0.523										3	0	0	1	2	0	3																
44 Adam Dunn, L OBP: 0.395, SLG: 0.536										4	0	1	0	1	1	4																
97 Joe Beimel, L										0	0	0	0	0	0	0																
34 Elijah Dukes, R OBP: 0.323, SLG: 0.452										5	0	0	0	0	3	8																
16 Josh Willingham, R OBP: 0.389, SLG: 0.538										3	1	2	0	1	0	0																
25 Austin Kearns, R OBP: 0.342, SLG: 0.351										3	0	0	0	1	2	4																
23 Wil Nieves, R OBP: 0.310, SLG: 0.308										2	0	1	0	0	0	1																
22 Willie Harris, L OBP: 0.420, SLG: 0.388										1	0	1	0	0	0	0																
10 Ronnie Belliard, R OBP: 0.221, SLG: 0.288										0	0	0	0	0	0	0																
31 John Lannan, L OBP: 0.154, SLG: 0.120										2	0	0	0	0	0	3																
24 Nick Johnson, L OBP: 0.420, SLG: 0.445										1	0	1	0	0	0	0																
50 Julian Tavarez, L										0	0	0	0	0	0	0																
6 Anderson Hernandez, S OBP: 0.327, SLG: 0.315										1	1	1	0	0	0	0																
7 Josh Bard, S OBP: 0.294, SLG: 0.355										0	0	0	0	0	0	0																
<b>Inning Stats</b>	R: 0 E: 0 K: 0 S: 12	H: 0 LOB: 2 BB: 1 P: 23	R: 0 E: 0 K: 0 S: 6	H: 0 LOB: 1 BB: 1 P: 12	R: 0 E: 0 K: 2 S: 13	H: 1 LOB: 2 BB: 1 P: 24	R: 0 E: 0 K: 1 S: 12	H: 1 LOB: 0 BB: 0 P: 19	R: 0 E: 0 K: 0 S: 9	H: 3 LOB: 2 BB: 0 P: 15	R: 0 E: 0 K: 1 S: 11	H: 0 LOB: 2 BB: 2 P: 21	R: 2 E: 1 K: 1 S: 19	H: 4 LOB: 2 BB: 0 P: 31	1B: 9 2B: 0 3B: 0 HR: 0	SF: 0 SAC: 0 DP: 0 HBP: 2	WP: 1 PB: 0 SB: 0 CS: 0	PA: 41														
<b>PITCHER</b>	IP WLS BF H R ER SO BB IBB HBP BLK WP HR S P ERA WHIP																															
33 Micah Owings, R ERA: 4.64	5.1	26	4	1	1	4	4	0	0	0	0	0	9	14	0.00	1.500																
51 Jared Burton, R ERA: 5.33	0.2	3	1	0	0	0	0	0	0	0	0	0	9	14	0.00	1.500																
46 Carlos Fisher, R ERA: 3.24	1.0	6	1	1	1	1	2	0	0	0	0	0	14	27	9.00	3.000																
52 Daniel Herrera, L ERA: 1.96	0.1	3	2	0	0	0	0	0	0	0	0	0	8	10	0.00	6.000																
40 Nick Masset, R ERA: 0.79	0.2	3	1	1	1	1	0	0	0	0	0	0	8	15	13.50	1.500																





Batter	1	2	3	4	5	6	7	8	9	AB	R	H	RBI	BB	SO	LOB	TOP					
3 Willy Taveras, R OBP: 0.288, SLG: 0.294	B2-3		G6-3			G1-3			B1-3	4	0	0	0	0	0	1	Cincinnati Reds @ Kansas City Royals Kauffman Stadium, Kansas City, MO Fri Jun 12 2009, 7:10 PM CDT Att: 32,959 - Partly Cloudy - 80 F  livebaseballscorecards.com					
2 Alex Gonzalez, R OBP: 0.266, SLG: 0.315	F8			BB		F7			G6-3	3	0	0	0	1	0							
4 Brandon Phillips, R OBP: 0.345, SLG: 0.502	F9			BB		F9			G6-3	4	0	1	0	0	0							
17 Laynce Nix, L OBP: 0.317, SLG: 0.540		P4				F7				3	0	0	0	0	1	2						
55 Ramon Hernandez, R OBP: 0.323, SLG: 0.347		G1-4-3				G6-4-3			G6-3	3	0	0	0	0	0	2						
32 Jay Bruce, L OBP: 0.300, SLG: 0.465		G4-3				F8				3	0	0	0	0	1	0						
31 Jonny Gomes, R OBP: 0.410, SLG: 0.529			G4-3			HR			F9	3	1	2	1	0	0	0						
29 Ryan Hanigan, R OBP: 0.397, SLG: 0.370			G6-3						G6-3	3	0	0	0	0	1	1						
23 Adam Rosales, R OBP: 0.302, SLG: 0.309			G4-3			F8			G5-3	3	0	0	0	0	0	1						
<b>Inning Stats</b>	R: 0 E: 0 K: 0 S: 4	H: 0 LOB: 0 BB: 0 P: 4	R: 0 E: 0 K: 0 S: 6	H: 0 LOB: 0 BB: 0 P: 7	R: 0 E: 0 K: 0 S: 5	H: 1 LOB: 1 BB: 0 P: 8	R: 0 E: 0 K: 0 S: 5	H: 1 LOB: 1 BB: 1 P: 10	R: 1 E: 0 K: 1 S: 11	H: 1 LOB: 0 BB: 0 P: 15	R: 0 E: 0 K: 0 S: 6	H: 0 LOB: 0 BB: 0 P: 9	R: 0 E: 0 K: 2 S: 10	H: 0 LOB: 0 BB: 0 P: 14	R: 0 E: 0 K: 0 S: 6	H: 0 LOB: 0 BB: 0 P: 9	R: 0 E: 0 K: 0 S: 4	H: 0 LOB: 0 BB: 0 P: 4	1B: 1 2B: 1 3B: 0 HR: 1	SF: 0 SAC: 0 DP: 1 HBP: 0	WP: 0 PB: 0 SB: 0 CS: 0	PA: 30
<b>PITCHER</b> 44 Luke Hochevar, R ERA: 5.6	IP: 9.0 WLS: W BF: 30 H: 3 R: 1 ER: 1 SO: 3 BB: 1 IBB: 0 HBP: 0 BLK: 0 WP: 0 HR: 1 S: 57 P: 80 ERA: 1.00 WHIP: 0.444																					

Batter	1	2	3	4	5	6	7	8	9	AB	R	H	RBI	BB	SO	LOB	BOTTOM					
9 David DeJesus, L OBP: 0.293, SLG: 0.387	F7		G3							3	0	1	1	1	0	0	Cincinnati Reds @ Kansas City Royals Kauffman Stadium, Kansas City, MO Fri Jun 12 2009, 7:10 PM CDT Att: 32,959 - Partly Cloudy - 80 F  livebaseballscorecards.com					
8 Willie Bloomquist, R OBP: 0.340, SLG: 0.399	K					FC5-4			L3	4	0	1	0	0	1	3						
16 Billy Butler, R OBP: 0.336, SLG: 0.435	HR		CS			G4-3			G6-3	4	1	1	1	0	0	2						
17 Mike Jacobs, L OBP: 0.309, SLG: 0.441						F9			P5	3	0	0	0	1	1	0						
11 Jose Guillen, R OBP: 0.342, SLG: 0.407									K	3	0	0	0	1	1	1						
1 Tony Pena Jr., R OBP: 0.179, SLG: 0.154									G6-3	0	0	0	0	0	0	0						
24 Mark Teahen, L OBP: 0.343, SLG: 0.431		P5								3	1	1	0	0	1	1						
13 Alberto Callaspo, S OBP: 0.362, SLG: 0.466		K								2	2	1	2	0	1	0						
21 Miguel Olivo, R OBP: 0.275, SLG: 0.467		K								3	0	1	0	0	1	0						
2 Coco Crisp, S OBP: 0.336, SLG: 0.378										2	0	0	0	0	0	2						
35 Mitch Maier, L OBP: 0.316, SLG: 0.328									G3	1	0	0	0	0	0	0						
<b>Inning Stats</b>	R: 1 E: 0 K: 2 S: 15	H: 1 LOB: 1 BB: 1 P: 24	R: 0 E: 0 K: 2 S: 9	H: 0 LOB: 0 BB: 0 P: 16	R: 0 E: 0 K: 1 S: 8	H: 1 LOB: 0 BB: 0 P: 14	R: 0 E: 0 K: 1 S: 8	H: 0 LOB: 1 BB: 1 P: 16	R: 1 E: 0 K: 0 S: 11	H: 2 LOB: 2 BB: 0 P: 18	R: 2 E: 0 K: 0 S: 12	H: 2 LOB: 0 BB: 0 P: 16	R: 0 E: 0 K: 0 S: 6	H: 0 LOB: 0 BB: 1 P: 13	R: 0 E: 0 K: 1 S: 7	H: 0 LOB: 0 BB: 0 P: 9	R: 0 E: 0 K: 1 S: 7	H: 0 LOB: 0 BB: 0 P: 9	1B: 3 2B: 2 3B: 0 HR: 2	SF: 0 SAC: 0 DP: 1 HBP: 1	WP: 0 PB: 0 SB: 1 CS: 1	PA: 33
<b>PITCHER</b> 56 Matt Maloney, L ERA: 4.5 57 Mike Lincoln, R ERA: 6.22	IP: 6.0 WLS: L BF: 26 H: 6 R: 4 ER: 4 SO: 4 BB: 2 IBB: 0 HBP: 0 BLK: 0 WP: 0 HR: 2 S: 63 P: 104 ERA: 6.00 WHIP: 1.333																					



Batter	1	2	3	4	5	6	7	8	9	AB	R	H	RBI	BB	SO	LOB	TOP				
3 Willy Taveras, R OBP: 0.283, SLG: 0.289										4	0	0	0	0	0	3	Cincinnati Reds @ Kansas City Royals Kauffman Stadium, Kansas City, MO Sat Jun 13 2009, 6:10 PM CDT Att: 29,574 - Partly Cloudy - 72 F				
2 Alex Gonzalez, R OBP: 0.270, SLG: 0.315										3	0	1	1	1	1	1					
4 Brandon Phillips, R OBP: 0.343, SLG: 0.498										4	0	1	0	0	0	2					
17 Laynce Nix, L OBP: 0.315, SLG: 0.527										3	0	0	0	1	2	2					
31 Jonny Gomes, R OBP: 0.395, SLG: 0.486										3	0	0	0	1	2	3					
32 Jay Bruce, L OBP: 0.299, SLG: 0.461										4	0	1	0	0	1	4					
55 Ramon Hernandez, R OBP: 0.326, SLG: 0.362										3	2	1	1	1	0	2					
23 Adam Rosales, R OBP: 0.308, SLG: 0.304										2	1	0	0	1	1	0					
29 Ryan Hanigan, R OBP: 0.400, SLG: 0.385										4	1	2	2	0	0	1					
<b>Inning Stats</b>	R: 0 E: 0 K: 0 S: 9	H: 0 LOB: 0 BB: 0 P: 14	R: 0 E: 0 K: 1 S: 10	H: 0 LOB: 0 BB: 1 P: 19	R: 3 E: 0 K: 0 S: 13	H: 1 LOB: 0 BB: 1 P: 24	R: 0 E: 0 K: 0 S: 11	H: 1 LOB: 1 BB: 0 P: 16	R: 0 E: 0 K: 1 S: 9	H: 0 LOB: 2 BB: 2 P: 21	R: 0 E: 0 K: 0 S: 5	H: 1 LOB: 0 BB: 0 P: 6	R: 0 E: 0 K: 3 S: 15	H: 2 LOB: 2 BB: 0 P: 19	R: 1 E: 1 K: 2 S: 16	H: 1 LOB: 1 BB: 0 P: 23	1B: 4 2B: 1 3B: 0 HR: 1	SF: 1 SAC: 1 DP: 1 HBP: 1	WP: 0 PB: 0 SB: 0 CS: 1	PA: 39	
<b>PITCHER</b>	IP	WLS	BF	H	R	ER	SO	BB	IBB	HBP	BLK	WP	HR	S	P	ERA	WHIP				
28 Kyle Davies, R ERA: 5.14	5.0	W	22	2	3	3	1	5	0	1	0	0	0	54	100	5.40	1.400				
56 Roman Colon, R ERA: 2.7	2.0	H	6	1	0	0	1	0	0	0	0	0	0	12	16	0.00	0.500				
49 John Bale, L ERA: 4.05	1.0		5	2	0	0	3	0	0	0	0	0	0	15	19	0.00	2.000				
48 Joaquin Soria, R ERA: 2.13	1.0		5	1	1	1	2	0	0	0	0	0	1	16	23	9.00	1.000				

Batter	1	2	3	4	5	6	7	8	9	AB	R	H	RBI	BB	SO	LOB	BOTTOM				
9 David DeJesus, L OBP: 0.291, SLG: 0.382										5	1	1	1	0	0	4	Cincinnati Reds @ Kansas City Royals Kauffman Stadium, Kansas City, MO Sat Jun 13 2009, 6:10 PM CDT Att: 29,574 - Partly Cloudy - 72 F				
8 Willie Bloomquist, R OBP: 0.350, SLG: 0.400										4	1	3	3	1	0	0					
16 Billy Butler, R OBP: 0.342, SLG: 0.438										5	0	3	2	0	0	1					
17 Mike Jacobs, L OBP: 0.308, SLG: 0.437										4	0	1	0	0	0	3					
11 Jose Guillen, R OBP: 0.345, SLG: 0.406										3	0	1	0	1	0	0					
1 Tony Pena Jr., R OBP: 0.179, SLG: 0.154										0	0	0	0	0	0	0					
24 Mark Teahen, L OBP: 0.342, SLG: 0.441										4	1	1	1	0	1	5					
13 Alberto Callaspo, S OBP: 0.364, SLG: 0.469										4	1	2	0	0	0	0					
21 Miguel Olivo, R OBP: 0.281, SLG: 0.464										3	1	1	0	0	1	0					
35 Mitch Maier, L OBP: 0.325, SLG: 0.329										3	2	1	0	1	0	2					
<b>Inning Stats</b>	R: 0 E: 0 K: 1 S: 11	H: 2 LOB: 3 BB: 1 P: 21	R: 3 E: 0 K: 0 S: 18	H: 4 LOB: 1 BB: 0 P: 26	R: 2 E: 0 K: 0 S: 12	H: 5 LOB: 2 BB: 0 P: 17	R: 0 E: 0 K: 0 S: 6	H: 0 LOB: 0 BB: 0 P: 10	R: 0 E: 0 K: 1 S: 9	H: 0 LOB: 0 BB: 0 P: 13	R: 2 E: 1 K: 0 S: 12	H: 3 LOB: 2 BB: 1 P: 17	R: 0 E: 0 K: 0 S: 13	H: 0 LOB: 0 BB: 0 P: 19	R: 0 E: 0 K: 0 S: 6	H: 0 LOB: 0 BB: 1 P: 11	1B: 13 2B: 0 3B: 0 HR: 1	SF: 0 SAC: 0 DP: 2 HBP: 1	WP: 0 PB: 0 SB: 0 CS: 0	PA: 39	
<b>PITCHER</b>	IP	WLS	BF	H	R	ER	SO	BB	IBB	HBP	BLK	WP	HR	S	P	ERA	WHIP				
61 Bronson Arroyo, R ERA: 5.36	5.0	L	27	11	6	6	2	2	0	1	0	0	1	56	91	10.80	2.600				
51 Jared Burton, R ERA: 5.27	2.0		9	3	1	1	0	0	0	0	0	0	0	25	32	4.50	1.500				
46 Carlos Fisher, R ERA: 2.89	1.0		3	0	0	0	0	1	0	0	0	0	0	6	11	0.00	1.000				

AB 30  
R 4  
H 6  
RBI 4  
BB 5  
SO 7  
LOB 18



AB 35  
R 7  
H 14  
RBI 7  
BB 3  
SO 2  
LOB 15





Batter	1	2	3	4	5	6	7	8	9	AB	R	H	RBI	BB	SO	LOB	TOP	
21 Chris Dickerson, L OBP: 0.360, SLG: 0.347	G3		G5-3			G1-3		FC4-6		4	0	0	0	0	0	1	Cincinnati Reds @ Kansas City Royals Kauffman Stadium, Kansas City, MO Sun Jun 14 2009, 1:10 PM CDT Att: 24,525 - Sunny - 76 F	
2 Alex Gonzalez, R OBP: 0.289, SLG: 0.314	1B		L6			F8		F8		4	1	1	0	0	0	1		
4 Brandon Phillips, R OBP: 0.342, SLG: 0.493	1B					G1-3				4	0	1	0	0	1	0		
17 Laynce Nix, L OBP: 0.313, SLG: 0.519	1B									4	0	1	0	0	1	1		
31 Jonny Gomes, R OBP: 0.383, SLG: 0.488										4	0	1	0	0	1	2		
32 Jay Bruce, L OBP: 0.298, SLG: 0.457	G3					G6-3				4	0	1	0	0	0	2		
55 Ramon Hernandez, R OBP: 0.322, SLG: 0.356	L6					FC5-4				3	0	0	0	0	0	2		
29 Ryan Hanigan, R OBP: 0.398, SLG: 0.377	G6-3					K				2	0	0	0	1	1	1		
15 Jerry Hairston, R OBP: 0.297, SLG: 0.419	F8					K		P3		3	0	0	0	0	1	2		
<b>Inning Stats</b>	R: 1 H: 2 E: 1 K: 0 S: 9	H: 2 LOB: 1 BB: 0 P: 12	R: 0 H: 0 E: 0 K: 0 S: 6	H: 0 LOB: 0 BB: 0 P: 9	R: 0 H: 0 E: 0 K: 2 S: 9	H: 0 LOB: 0 BB: 0 P: 14	R: 0 H: 1 E: 0 K: 2 S: 12	H: 0 LOB: 1 BB: 0 P: 19	R: 0 H: 0 E: 0 K: 0 S: 8	H: 1 LOB: 1 BB: 0 P: 13	R: 0 H: 0 E: 0 K: 0 S: 9	H: 0 LOB: 1 BB: 1 P: 13	R: 0 H: 1 E: 0 K: 1 S: 8	H: 1 LOB: 1 BB: 0 P: 12	1B: 4 2B: 1 3B: 0 HR: 0	SF: 0 SAC: 0 DP: 0 HBP: 0	WP: 0 PB: 0 SB: 0 CS: 0	PA: 33
<b>PITCHER</b>	IP WLS BF H R ER SO BB IBB HBP BLK WP HR S P ERA WHIP																	
19 Brian Bannister, R ERA: 4.1	8.0 W 29 4 1 0 4 1 0 0 0 0 0 0 69 108 0.00 0.625																	
37 Juan Cruz, R ERA: 5.4	(9, 1) 1.0 4 1 0 0 1 0 0 0 0 0 0 0 8 12 0.00 1.000																	

Batter	1	2	3	4	5	6	7	8	9	AB	R	H	RBI	BB	SO	LOB	BOTTOM	
9 David DeJesus, L OBP: 0.290, SLG: 0.380	G4-1					F9		G5-3		4	1	1	0	0	0	0	Cincinnati Reds @ Kansas City Royals Kauffman Stadium, Kansas City, MO Sun Jun 14 2009, 1:10 PM CDT Att: 24,525 - Sunny - 76 F	
8 Willie Bloomquist, R OBP: 0.303, SLG: 0.396	1B					K		G4-3		4	2	1	0	0	1	1		
16 Billy Butler, R OBP: 0.336, SLG: 0.430	1B									4	0	0	0	0	1	3		
17 Mike Jacobs, L OBP: 0.312, SLG: 0.432	1B									2	1	0	0	2	0	2		
21 Miguel Olivo, R OBP: 0.287, SLG: 0.493										4	2	2	4	0	1	2		
3 Brayan Peña, S OBP: 0.238, SLG: 0.368	2B									0	0	0	0	0	0	0		
13 Alberto Callaspo, S OBP: 0.387, SLG: 0.479	G3									4	1	2	2	0	0	2		
24 Mark Teahen, L OBP: 0.349, SLG: 0.447										4	0	3	1	0	1	1		
46 Luis Hernandez, S OBP: 0.233, SLG: 0.179	G6-3									3	0	0	0	0	0	3		
1 Tony Peña Jr., R OBP: 0.172, SLG: 0.148	G6-3									1	0	0	0	0	1	1		
35 Mitch Maier, L OBP: 0.313, SLG: 0.315	K									3	0	0	0	0	1	0		
<b>Inning Stats</b>	R: 1 H: 2 E: 1 K: 0 S: 22	H: 1 LOB: 0 BB: 0 P: 32	R: 0 H: 1 E: 0 K: 1 S: 7	H: 1 LOB: 0 BB: 0 P: 8	R: 4 H: 3 E: 1 K: 1 S: 18	H: 3 LOB: 1 BB: 1 P: 28	R: 0 H: 0 E: 0 K: 1 S: 8	H: 0 LOB: 0 BB: 0 P: 12	R: 0 H: 1 E: 0 K: 0 S: 13	H: 0 LOB: 0 BB: 0 P: 17	R: 0 H: 0 E: 0 K: 0 S: 9	H: 0 LOB: 0 BB: 0 P: 13	R: 2 H: 2 E: 0 K: 2 S: 18	H: 2 LOB: 1 BB: 1 P: 25	1B: 6 2B: 2 3B: 1 HR: 1	SF: 0 SAC: 0 DP: 2 HBP: 0	WP: 0 PB: 0 SB: 0 CS: 0	PA: 35
<b>PITCHER</b>	IP WLS BF H R ER SO BB IBB HBP BLK WP HR S P ERA WHIP																	
47 Johnny Cueto, R ERA: 2.17	6.0 L 26 7 5 0 4 1 0 0 0 0 0 0 75 110 0.00 1.333																	
52 Daniel Herrera, L ERA: 1.9	(7, 1) 0.2 2 0 0 0 0 0 0 0 0 0 0 7 10 0.00 0.000																	
40 Nick Masset, R ERA: 0.74	(7, 1) 0.2 2 0 0 0 0 0 0 0 0 0 0 3 5 0.00 0.000																	
53 Arthur Rhodes, L ERA: 1.66	(8, 1) 0.2 5 2 2 2 2 1 0 0 0 0 0 1 17 23 27.00 4.500																	

AB	32
R	1
H	5
RBI	0
BB	1
SO	5
LOB	12



AB	33
R	7
H	9
RBI	7
BB	2
SO	6
LOB	15





Batter	1	2	3	4	5	6	7	8	9	AB	R	H	RBI	BB	SO	LOB	TOP			
13 Nate McLouth, L OBP: 0.339, SLG: 0.444	F9		P3		G3		1B		F9	5	0	1	0	0	0	1	<b>Atlanta Braves @ Cincinnati Reds</b> Great American Ball Park, Cincinnati, OH Tue Jun 16 2009, 7:10 PM EDT Att: 19,127 - Cloudy - 77 F			
19 Yunel Escobar, R OBP: 0.348, SLG: 0.432	G5-3		L5-3		K		G6-3		G5-3	5	0	0	0	0	1	2				
10 Chipper Jones, S OBP: 0.422, SLG: 0.514	1B		G6-3		G6-3		1B		2B	4	2	3	0	0	0	0				
16 Brian McCann, L OBP: 0.424, SLG: 0.530	K		1B		1B		1B		F7	4	0	2	0	0	1	2				
18 Garret Anderson, L OBP: 0.296, SLG: 0.370	K		1B		1B		F7		F7	4	0	2	1	0	1	1				
22 Casey Kotchman, L OBP: 0.349, SLG: 0.409	1B		1B		K		1B		1B	3	0	2	0	1	1	2				
51 Michael Gonzalez, R	1B		1B		K		BB		1B	0	0	0	0	0	0	0				
7 Jeff Francoeur, R OBP: 0.282, SLG: 0.343	K		G6-3		G5-4-3		1B		1B	4	0	1	1	0	1	6				
2 Kelly Johnson, L OBP: 0.296, SLG: 0.390	F8		F8		F8		G3		G3	4	0	0	0	0	0	3				
49 Jair Jurrjens, R OBP: 0.214, SLG: 0.192	1B		1B		K		F8		G3	1	0	1	0	0	0	0				
30 Jeff Bennett, R	1B		1B		K		F8		G3	1	0	0	0	0	1	0				
23 Matt Diaz, R OBP: 0.344, SLG: 0.404	1B		1B		K		F8		G3	1	0	0	0	0	0	0				
34 Eric O'Flaherty, L	1B		1B		K		F8		G3	1	0	0	0	0	0	0				
14 Martin Prado, R OBP: 0.333, SLG: 0.431	1B		1B		K		F8		G3	1	0	0	0	0	0	0				
<b>Inning Stats</b>	R: 0 E: 0 K: 1 S: 13	H: 1 LOB: 1 BB: 0 P: 13	R: 0 E: 0 K: 2 S: 10	H: 1 LOB: 1 BB: 0 P: 14	R: 0 E: 0 K: 0 S: 12	H: 1 LOB: 0 BB: 0 P: 19	R: 0 E: 0 K: 1 S: 10	H: 2 LOB: 2 BB: 0 P: 16	R: 0 E: 0 K: 1 S: 8	H: 0 LOB: 0 BB: 0 P: 13	R: 1 E: 0 K: 1 S: 13	H: 3 LOB: 2 BB: 1 P: 25	R: 0 E: 0 K: 0 S: 14	H: 1 LOB: 1 BB: 0 P: 21	R: 1 E: 0 K: 0 S: 13	H: 3 LOB: 3 BB: 0 P: 19	1B: 11 2B: 2 3B: 0 HR: 0	SF: 0 SAC: 0 DP: 2 HBP: 0	WP: 0 PA: 38 PB: 1 SB: 0 CS: 0	
<b>PITCHER</b>	IP WLS BF H R ER SO BB IBB HBP BLK WP HR S P ERA WHIP	IP WLS BF H R ER SO BB IBB HBP BLK WP HR S P ERA WHIP	IP WLS BF H R ER SO BB IBB HBP BLK WP HR S P ERA WHIP	IP WLS BF H R ER SO BB IBB HBP BLK WP HR S P ERA WHIP	IP WLS BF H R ER SO BB IBB HBP BLK WP HR S P ERA WHIP	IP WLS BF H R ER SO BB IBB HBP BLK WP HR S P ERA WHIP	IP WLS BF H R ER SO BB IBB HBP BLK WP HR S P ERA WHIP	IP WLS BF H R ER SO BB IBB HBP BLK WP HR S P ERA WHIP	IP WLS BF H R ER SO BB IBB HBP BLK WP HR S P ERA WHIP	IP WLS BF H R ER SO BB IBB HBP BLK WP HR S P ERA WHIP	IP WLS BF H R ER SO BB IBB HBP BLK WP HR S P ERA WHIP	IP WLS BF H R ER SO BB IBB HBP BLK WP HR S P ERA WHIP	IP WLS BF H R ER SO BB IBB HBP BLK WP HR S P ERA WHIP	IP WLS BF H R ER SO BB IBB HBP BLK WP HR S P ERA WHIP	IP WLS BF H R ER SO BB IBB HBP BLK WP HR S P ERA WHIP	IP WLS BF H R ER SO BB IBB HBP BLK WP HR S P ERA WHIP	IP WLS BF H R ER SO BB IBB HBP BLK WP HR S P ERA WHIP	IP WLS BF H R ER SO BB IBB HBP BLK WP HR S P ERA WHIP	IP WLS BF H R ER SO BB IBB HBP BLK WP HR S P ERA WHIP	IP WLS BF H R ER SO BB IBB HBP BLK WP HR S P ERA WHIP

Batter	1	2	3	4	5	6	7	8	9	AB	R	H	RBI	BB	SO	LOB	BOTTOM			
3 Willy Taveras, R OBP: 0.281, SLG: 0.286	G4-3		G6-3		G5-4-3		K		G4-3	5	1	1	1	0	1	4	<b>Atlanta Braves @ Cincinnati Reds</b> Great American Ball Park, Cincinnati, OH Tue Jun 16 2009, 7:10 PM EDT Att: 19,127 - Cloudy - 77 F			
2 Alex Gonzalez, R OBP: 0.297, SLG: 0.316	F9		F9		K		P3		1B	5	1	1	2	0	1	2				
4 Brandon Phillips, R OBP: 0.391, SLG: 0.597	G4-3		G4-3		1B		G6-3		1B	4	2	3	0	1	0	0				
17 Laynce Nix, L OBP: 0.322, SLG: 0.536	G4-3		2B		1B		F7		2B	5	0	3	3	0	0	1				
55 Ramon Hernandez, R OBP: 0.323, SLG: 0.351	BB		BB		BB		F8		F8	3	0	0	1	2	0	3				
32 Jay Bruce, L OBP: 0.306, SLG: 0.457	F8		BB		BB		1B		1B	2	1	1	0	2	0	2				
15 Jerry Hairston, R OBP: 0.296, SLG: 0.412	G6-3		G1-3		F8		1B		1B	3	1	0	0	0	0	5				
7 Paul Janish, R OBP: 0.353, SLG: 0.348	G6-3		G1-3		F8		1B		1B	0	0	0	0	0	0	0				
29 Ryan Hanigan, R OBP: 0.389, SLG: 0.367	G6-3		G4-3		G4-3		L9		1B	3	1	0	0	0	0	0				
39 Aaron Harang, R ERA: 2.88	K		K		K		K		K	1	0	0	0	0	0	0				
21 Chris Dickerson, L ERA: 4.07	K		K		K		K		K	1	0	0	0	0	0	0				
53 Arthur Rhodes, L	K		K		K		K		K	1	0	0	0	0	0	0				
25 David Weathers, R	K		K		K		K		K	1	0	0	0	0	0	0				
31 Jonny Gomes, R	K		K		K		K		K	1	0	0	0	0	0	0				
48 Francisco Cordero, R	K		K		K		K		K	1	0	0	0	0	0	0				
<b>Inning Stats</b>	R: 1 E: 0 K: 0 S: 16	H: 2 LOB: 2 BB: 1 P: 25	R: 0 E: 0 K: 1 S: 9	H: 0 LOB: 0 BB: 0 P: 13	R: 1 E: 0 K: 0 S: 14	H: 2 LOB: 3 BB: 2 P: 25	R: 0 E: 0 K: 0 S: 7	H: 0 LOB: 0 BB: 1 P: 13	R: 1 E: 0 K: 1 S: 14	H: 2 LOB: 2 BB: 1 P: 25	R: 0 E: 0 K: 1 S: 9	H: 1 LOB: 1 BB: 0 P: 10	R: 0 E: 0 K: 0 S: 4	H: 0 LOB: 0 BB: 0 P: 5	R: 4 E: 1 K: 1 S: 18	H: 3 LOB: 2 BB: 1 P: 27	1B: 5 2B: 5 3B: 0 HR: 0	SF: 0 SAC: 1 DP: 1 HBP: 1	WP: 0 PA: 41 PB: 0 SB: 1 CS: 0	
<b>PITCHER</b>	IP WLS BF H R ER SO BB IBB HBP BLK WP HR S P ERA WHIP	IP WLS BF H R ER SO BB IBB HBP BLK WP HR S P ERA WHIP	IP WLS BF H R ER SO BB IBB HBP BLK WP HR S P ERA WHIP	IP WLS BF H R ER SO BB IBB HBP BLK WP HR S P ERA WHIP	IP WLS BF H R ER SO BB IBB HBP BLK WP HR S P ERA WHIP	IP WLS BF H R ER SO BB IBB HBP BLK WP HR S P ERA WHIP	IP WLS BF H R ER SO BB IBB HBP BLK WP HR S P ERA WHIP	IP WLS BF H R ER SO BB IBB HBP BLK WP HR S P ERA WHIP	IP WLS BF H R ER SO BB IBB HBP BLK WP HR S P ERA WHIP	IP WLS BF H R ER SO BB IBB HBP BLK WP HR S P ERA WHIP	IP WLS BF H R ER SO BB IBB HBP BLK WP HR S P ERA WHIP	IP WLS BF H R ER SO BB IBB HBP BLK WP HR S P ERA WHIP	IP WLS BF H R ER SO BB IBB HBP BLK WP HR S P ERA WHIP	IP WLS BF H R ER SO BB IBB HBP BLK WP HR S P ERA WHIP	IP WLS BF H R ER SO BB IBB HBP BLK WP HR S P ERA WHIP	IP WLS BF H R ER SO BB IBB HBP BLK WP HR S P ERA WHIP	IP WLS BF H R ER SO BB IBB HBP BLK WP HR S P ERA WHIP	IP WLS BF H R ER SO BB IBB HBP BLK WP HR S P ERA WHIP	IP WLS BF H R ER SO BB IBB HBP BLK WP HR S P ERA WHIP	IP WLS BF H R ER SO BB IBB HBP BLK WP HR S P ERA WHIP









Batter	1	2	3	4	5	6	7	8	9	AB	R	H	RBI	BB	SO	LOB	TOP					
13 Nate McLouth, L (1,8) OBP: 0.341, SLG: 0.457										5	1	2	4	0	1	0	<b>Atlanta Braves @ Cincinnati Reds</b> Great American Ball Park, Cincinnati, OH Thu Jun 18 2009, 12:35 PM EDT Att: 24,657 - Overcast - 71 F					
19 Yunel Escobar, R (1,6) OBP: 0.348, SLG: 0.437										5	0	0	0	0	0	2						
10 Chipper Jones, S (1,5) OBP: 0.418, SLG: 0.500										4	0	0	0	1	2	0						
23 Matt Diaz, R (1,7) OBP: 0.353, SLG: 0.441										4	2	2	1	0	1	1						
14 Martín Prado, R (1,4) OBP: 0.339, SLG: 0.438										3	1	1	0	1	1	2						
7 Jeff Francoeur, R (1,9) OBP: 0.285, SLG: 0.342										3	1	1	0	1	1	2						
22 Casey Kotchman, L (1,3) OBP: 0.340, SLG: 0.399										3	0	0	1	0	0	3						
8 David Ross, R (1,2) OBP: 0.409, SLG: 0.568										3	1	1	0	1	1	1						
48 Tommy Hanson, R (1,1) OBP: 0.200, SLG: 0.200										3	1	1	1	0	1	1						
58 Peter Moylan, L (7,1) ERA: 3.38										0	0	0	0	0	0	0						
18 Garret Anderson, L (8,PH) OBP: 0.293, SLG: 0.364										0	0	0	0	0	0	0						
51 Michael Gonzalez, R (8,1) ERA: 5.08										0	0	0	0	0	0	0						
Rafael Soriano, R (9,1) ERA: 5.08										0	0	0	0	0	0	0						
<b>Inning Stats</b>	R: 0 E: 0 K: 1 S: 10	H: 0 LOB: 0 BB: 0 P: 15	R: 1 E: 0 K: 0 S: 12	H: 2 LOB: 1 BB: 0 P: 18	R: 0 E: 0 K: 2 S: 8	H: 0 LOB: 0 BB: 0 P: 12	R: 1 E: 0 K: 1 S: 16	H: 1 LOB: 1 BB: 1 P: 25	R: 2 E: 0 K: 0 S: 12	H: 2 LOB: 0 BB: 0 P: 15	R: 3 E: 0 K: 1 S: 23	H: 3 LOB: 2 BB: 2 P: 43	R: 0 E: 0 K: 2 S: 13	H: 0 LOB: 1 BB: 1 P: 18	R: 0 E: 0 K: 1 S: 5	H: 0 LOB: 0 BB: 0 P: 9	R: 0 E: 0 K: 0 S: 11	H: 0 LOB: 0 BB: 0 P: 15	1B: 4 2B: 2 3B: 0 HR: 2	SF: 1 SAC: 0 DP: 0 HBP: 0	WP: 0 PB: 0 SB: 1 CS: 0	PA: 39
<b>PITCHER</b>	IP WLS BF H R ER SO BB IBB HBP BLK WP HR S P ERA WHIP																					
56 Matt Maloney, L (1,1) ERA: 6.11	5.2 L 25 6 6 6 5 1 1 0 0 0 2 69 106 9.53 1.235																					
46 Carlos Fisher, R (6,1) ERA: 3.38	1.1 8 2 1 1 2 2 0 0 0 0 0 25 40 6.75 3.000																					
37 Josh Roenicke, R (8,1) ERA: 5.08	1.0 3 0 0 0 1 0 0 0 0 0 0 5 9 0.00 0.000																					
51 Jared Burton, R (9,1) ERA: 5.08	1.0 3 0 0 0 0 0 0 0 0 0 0 11 15 0.00 0.000																					

AB 34  
R 7  
H 8  
RBI 7  
BB 4  
SO 8  
LOB 12



Batter	1	2	3	4	5	6	7	8	9	AB	R	H	RBI	BB	SO	LOB	BOTTOM					
3 Willy Taveras, R (1,8) OBP: 0.270, SLG: 0.274										5	0	0	0	0	2	6	<b>Atlanta Braves @ Cincinnati Reds</b> Great American Ball Park, Cincinnati, OH Thu Jun 18 2009, 12:35 PM EDT Att: 24,657 - Overcast - 71 F					
2 Alex Gonzalez, R (1,6) OBP: 0.256, SLG: 0.302										4	0	0	0	0	1	3						
37 Josh Roenicke, R (8,1) ERA: 5.08										0	0	0	0	0	0	0						
51 Jared Burton, R (9,1) ERA: 5.08										0	0	0	0	0	0	0						
4 Brandon Phillips, R (1,4) OBP: 0.352, SLG: 0.498										3	0	1	0	1	0	3						
17 Laynce Nix, L (1,7) OBP: 0.310, SLG: 0.514										3	0	0	0	0	0	2						
31 Jonny Gomes, R (8,PH) OBP: 0.367, SLG: 0.465										1	0	0	0	0	1	0						
29 Ryan Hanigan, R (1,2) OBP: 0.406, SLG: 0.377										2	0	0	0	0	0	0						
32 Jay Bruce, L (1,9) OBP: 0.305, SLG: 0.463										1	0	0	0	0	1	0						
15 Jerry Hairston, R (1,5) OBP: 0.296, SLG: 0.404										2	0	1	0	2	0	0						
23 Adam Rosales, R (1,3) OBP: 0.313, SLG: 0.304										3	0	0	0	1	0	2						
56 Matt Maloney, L (1,1) OBP: 0.250, SLG: 0.250										3	0	0	0	1	0	2						
46 Carlos Fisher, R (6,1) ERA: 5.11										0	0	0	0	1	0	2						
21 Chris Dickerson, L (7,PH) OBP: 0.368, SLG: 0.357										0	0	0	0	1	0	2						
7 Paul Janish, R (8,6) OBP: 0.346, SLG: 0.340										4	0	1	0	0	0	3						
23 Adam Rosales, R (1,3) OBP: 0.313, SLG: 0.304										4	0	1	0	0	0	3						
56 Matt Maloney, L (1,1) OBP: 0.250, SLG: 0.250										4	0	1	0	0	0	3						
46 Carlos Fisher, R (6,1) ERA: 5.11										4	0	1	0	0	0	3						
21 Chris Dickerson, L (7,PH) OBP: 0.368, SLG: 0.357										4	0	1	0	0	0	3						
7 Paul Janish, R (8,6) OBP: 0.346, SLG: 0.340										4	0	1	0	0	0	3						
<b>Inning Stats</b>	R: 0 E: 0 K: 0 S: 9	H: 0 LOB: 1 BB: 1 P: 17	R: 0 E: 0 K: 2 S: 14	H: 0 LOB: 2 BB: 2 P: 27	R: 0 E: 0 K: 0 S: 7	H: 1 LOB: 0 BB: 0 P: 9	R: 0 E: 0 K: 0 S: 5	H: 0 LOB: 0 BB: 0 P: 10	R: 0 E: 0 K: 0 S: 13	H: 1 LOB: 2 BB: 0 P: 18	R: 0 E: 0 K: 0 S: 11	H: 1 LOB: 2 BB: 2 P: 18	R: 0 E: 0 K: 1 S: 13	H: 1 LOB: 1 BB: 0 P: 16	R: 0 E: 0 K: 1 S: 15	H: 1 LOB: 1 BB: 0 P: 22	R: 0 E: 0 K: 3 S: 9	H: 0 LOB: 0 BB: 0 P: 13	1B: 5 2B: 0 3B: 0 HR: 0	SF: 0 SAC: 1 DP: 0 HBP: 1	WP: 0 PB: 0 SB: 2 CS: 1	PA: 37
<b>PITCHER</b>	IP WLS BF H R ER SO BB IBB HBP BLK WP HR S P ERA WHIP																					
48 Tommy Hanson, R (1,1) ERA: 4.08	6.0 W 26 3 0 0 0 4 0 0 0 0 0 59 99 0.00 1.167																					
58 Peter Moylan, R (7,1) ERA: 5.11	1.0 4 1 0 0 1 0 0 0 0 0 0 13 16 0.00 1.000																					
51 Michael Gonzalez, L (8,1) ERA: 2.4	1.0 4 1 0 0 1 0 0 0 0 0 0 15 22 0.00 1.000																					
Rafael Soriano, R (9,1) ERA: 1.47	1.0 3 0 0 0 3 0 0 0 0 0 0 9 13 0.00 0.000																					

AB 31  
R 0  
H 5  
RBI 0  
BB 4  
SO 7  
LOB 24













Batter	1	2	3	4	5	6	7	8	9	AB	R	H	RBI	BB	SO	LOB	TOP					
22 Scott Podsednik, L (1,7) OBP: 0.372, SLG: 0.412										5	2	2	0	0	1	3	Chicago White Sox @ Cincinnati Reds Great American Ball Park, Cincinnati, OH Sun Jun 21 2009, 1:10 PM EDT Att: 32,786 - Partly Cloudy - 86 F					
10 Alexei Ramirez, R (1,6) OBP: 0.310, SLG: 0.387										4	1	1	0	0	0	3						
12 A.J. Pierzynski, L (1,2) OBP: 0.327, SLG: 0.441										4	0	1	1	0	0	1						
14 Paul Konerko, R (1,3) OBP: 0.337, SLG: 0.461										4	0	1	1	0	1	1						
32 Brian Anderson, R (1,8) OBP: 0.341, SLG: 0.333										4	0	1	0	0	2	1						
17 Chris Getz, L (1,4) OBP: 0.306, SLG: 0.340										4	0	0	0	0	1	1						
15 Gordon Beckham, R (1,5) OBP: 0.305, SLG: 0.314										3	1	2	0	1	1	0						
31 Dewayne Wise, L (1,9) OBP: 0.218, SLG: 0.212										3	0	1	1	0	0	1						
56 Mark Buehrle, L (1,1) OBP: 0.250, SLG: 1.000										2	0	0	0	0	1	1						
71 Scott Linebrink, R (8,1)										0	0	0	0	0	0	0						
25 Jim Thome, L (9,PH) OBP: 0.395, SLG: 0.506										1	0	0	0	0	0	1						
45 Bobby Jenks, R (9,1)										0	0	0	0	0	0	0						
<b>Inning Stats</b>	R: 2 E: 0 K: 1 S: 12	H: 4 LOB: 1 BB: 0 P: 17	R: 0 E: 0 K: 1 S: 11	H: 1 LOB: 2 BB: 0 P: 16	R: 0 E: 0 K: 2 S: 9	H: 0 LOB: 0 BB: 0 P: 12	R: 0 E: 0 K: 1 S: 10	H: 1 LOB: 1 BB: 0 P: 13	R: 1 E: 0 K: 1 S: 12	H: 2 LOB: 1 BB: 0 P: 21	R: 0 E: 0 K: 1 S: 7	H: 0 LOB: 0 BB: 0 P: 10	R: 0 E: 0 K: 0 S: 6	H: 0 LOB: 0 BB: 0 P: 8	R: 0 E: 0 K: 0 S: 3	H: 0 LOB: 0 BB: 0 P: 4	R: 1 E: 0 K: 0 S: 13	H: 1 LOB: 1 BB: 1 P: 21	1B: 6 2B: 3 3B: 0 HR: 0	SF: 0 SAC: 1 DP: 1 HBP: 1	WP: 1 PB: 0 SB: 0 CS: 0	PA: 37
<b>PITCHER</b>	IP WLS BF H R ER SO BB IBB HBP BLK WP HR S P ERA WHIP	7.0 L 29 8 3 3 7 0 0 1 0 1 0 67 97 3.86 1.143	1.1 6 1 1 1 0 1 0 0 0 0 0 11 16 6.75 1.500	0.2 2 0 0 0 0 0 0 0 0 0 0 5 9 0.00 0.000	<b>PITCHER</b>										IP WLS BF H R ER SO BB IBB HBP BLK WP HR S P ERA WHIP							

AB	34
R	4
H	9
RBI	3
BB	1
SO	7
LOB	13



Batter	1	2	3	4	5	6	7	8	9	AB	R	H	RBI	BB	SO	LOB	BOTTOM					
3 Willy Taveras, R (1,8) OBP: 0.274, SLG: 0.278										3	0	0	0	0	2	1	Chicago White Sox @ Cincinnati Reds Great American Ball Park, Cincinnati, OH Sun Jun 21 2009, 1:10 PM EDT Att: 32,786 - Partly Cloudy - 86 F					
21 Chris Dickerson, L (8,PH) OBP: 0.384, SLG: 0.391										1	1	1	0	0	0	0						
15 Jerry Hairston, R (1,6) OBP: 0.303, SLG: 0.401										3	0	1	0	1	0	0						
4 Brandon Phillips, R (1,4) OBP: 0.350, SLG: 0.592										3	0	0	1	0	0	1						
31 Jonny Gomes, R (1,7) OBP: 0.411, SLG: 0.563										3	0	2	0	0	0	0						
55 Ramon Hernandez, R (1,3) OBP: 0.323, SLG: 0.347										4	0	0	0	0	0	4						
32 Jay Bruce, L (1,9) OBP: 0.305, SLG: 0.469										3	0	1	0	1	0	0						
29 Ryan Hanigan, R (1,2) OBP: 0.411, SLG: 0.397										4	0	1	0	0	0	3						
23 Adam Rosales, R (1,5) OBP: 0.294, SLG: 0.282										3	0	0	0	0	0	4						
9 Danny Richar, L (9,PH) OBP: 0.282, SLG: 0.553										1	0	0	0	0	0	0						
39 Aaron Harang, R (1,1) OBP: 0.167, SLG: 0.172										2	0	0	0	0	0	1						
33 Micah Owings, R (7,PH) OBP: 0.282, SLG: 0.553										1	0	0	0	0	1	1						
40 Nick Masset, R (8,1)										0	0	0	0	0	0	0						
52 Daniel Herrera, L (9,1)										0	0	0	0	0	0	0						
<b>Inning Stats</b>	R: 0 E: 0 K: 1 S: 7	H: 0 LOB: 0 BB: 0 P: 7	R: 0 E: 0 K: 0 S: 11	H: 1 LOB: 2 BB: 1 P: 22	R: 0 E: 0 K: 1 S: 13	H: 1 LOB: 0 BB: 0 P: 17	R: 0 E: 0 K: 0 S: 6	H: 0 LOB: 0 BB: 0 P: 11	R: 0 E: 0 K: 0 S: 10	H: 1 LOB: 1 BB: 0 P: 17	R: 0 E: 0 K: 0 S: 10	H: 1 LOB: 1 BB: 0 P: 14	R: 0 E: 0 K: 1 S: 10	H: 1 LOB: 1 BB: 0 P: 15	R: 1 E: 0 K: 0 S: 13	H: 1 LOB: 1 BB: 1 P: 23	R: 0 E: 0 K: 0 S: 5	H: 0 LOB: 0 BB: 0 P: 7	1B: 5 2B: 2 3B: 0 HR: 0	SF: 1 SAC: 0 DP: 1 HBP: 1	WP: 1 PB: 0 SB: 1 CS: 0	PA: 35
<b>PITCHER</b>	IP WLS BF H R ER SO BB IBB HBP BLK WP HR S P ERA WHIP	7.0 W 27 5 1 1 1 1 0 1 0 0 67 103 0.00 0.857	1.0 H 5 1 1 1 0 1 0 1 0 1 13 23 9.00 2.000	1.0 S 3 0 0 0 0 0 0 0 0 0 5 7 0.00 0.000	<b>PITCHER</b>										IP WLS BF H R ER SO BB IBB HBP BLK WP HR S P ERA WHIP							

AB	31
R	1
H	6
RBI	1
BB	2
SO	3
LOB	15










Batter	1	2	3	4	5	6	7	8	9	AB	R	H	RBI	BB	SO	LOB	TOP					
21 Chris Dickerson, L OBP: 0.383, SLG: 0.388	P6		15 WP 1B BB		G4-3			K		3	1	0	0	1	1	2						
15 Jerry Hairston, R OBP: 0.395, SLG: 0.397	F9		19 WP 1B			F8		L5		4	0	1	1	0	0	2						
19 Joey Votto, L OBP: 0.453, SLG: 0.602			K			L8		G6-3		3	0	0	0	1	1	3						
4 Brandon Phillips, R OBP: 0.343, SLG: 0.489	P4		K			G5-3			F7	4	0	0	0	0	1	2						
17 Lavnce Nix, L OBP: 0.304, SLG: 0.500	G6-3				F8			G6-3		4	0	0	0	0	0	0						
31 Jonny Gomes, R OBP: 0.438, SLG: 0.604	HR		K			G1-3		32 DI 1B		4	1	2	1	0	1	0						
32 Jay Bruce, L OBP: 0.300, SLG: 0.462	G4-3		G4-3			G4-3		G6-3		4	0	0	0	0	0	1						
55 Ramon Hernandez, R OBP: 0.322, SLG: 0.339	F8				P5			9 1B BB		2	0	0	0	1	0	0						
9 Danny Richar, L OBP: 0.200, SLG: 0.200			P5		G4-3			1B		3	0	1	0	0	0	0						
<b>Inning Stats</b>	R: 0 E: 0 K: 0 S: 8	H: 0 LOB: 1 BB: 1 P: 15	R: 1 E: 0 K: 0 S: 15	H: 1 LOB: 1 BB: 2 P: 25	R: 1 E: 0 K: 2 S: 16	H: 1 LOB: 1 BB: 1 P: 26	R: 0 E: 0 K: 1 S: 7	H: 0 LOB: 0 BB: 0 P: 10	R: 0 E: 0 K: 0 S: 5	H: 0 LOB: 0 BB: 0 P: 7	R: 0 E: 0 K: 0 S: 5	H: 0 LOB: 0 BB: 0 P: 8	R: 0 E: 0 K: 0 S: 8	H: 0 LOB: 0 BB: 0 P: 13	R: 0 E: 0 K: 1 S: 15	H: 1 LOB: 2 BB: 1 P: 26	R: 0 E: 0 K: 0 S: 8	H: 1 LOB: 1 BB: 0 P: 16	1B: 3 2B: 0 3B: 0 HR: 1	SF: 0 SAC: 0 DP: 0 HBP: 0	WP: 2 PB: 0 SB: 0 CS: 0	PA: 34
<b>PITCHER</b>	IP	WLS	BF	H	R	ER	SO	BB	IBB	HBP	BLK	WP	HR	S	P	ERA	WHIP					
48 Scott Richmond, R ERA: 3.68	7.0	W	25	2	2	2	3	2	0	0	0	2	1	64	104	2.57	0.571					
58 Dirk Hayhurst, R ERA: 1.0	2.0		9	2	0	0	1	1	0	0	0	0	0	23	42	0.00	1.500					

Cincinnati Reds @ Toronto Blue Jays  
Rogers Centre, Toronto, ON  
Wed Jun 24 2009, 7:07 PM EDT  
Att: 15,409 - Clear - 80 F


AB 31  
R 2  
H 4  
RBI 2  
BB 3  
SO 4  
LOB 10



Batter	1	2	3	4	5	6	7	8	9	AB	R	H	RBI	BB	SO	LOB	BOTTOM				
19 Marco Scutaro, R OBP: 0.397, SLG: 0.438	2 HR BB	10 2B		FC6-4 10 E 33 FC6-4	G4-3			F8		4	3	1	0	1	0	4					
2 Aaron Hill, R OBP: 0.344, SLG: 0.489	HR	G1-3		33 FC6-4 10 E BB		K		33 BB 1B		4	1	2	3	1	1	1					
10 Vernon Wells, R OBP: 0.308, SLG: 0.399	HR	2B		33 FC6-4		33 G6-3 BB		K		4	1	2	2	1	1	3					
33 Scott Rolen, R OBP: 0.396, SLG: 0.481	26 HR 1B	G6-3		26 BB FC6-4		G6-3		BB		4	1	1	1	1	0	4					
26 Adam Lind, L OBP: 0.385, SLG: 0.554	HR		15 G4-3 2B			G3-1		F9		4	1	2	2	1	0	3					
15 Alex Rios, R OBP: 0.326, SLG: 0.438	G6-3		G4-3		F7		K			4	0	0	0	0	1	4					
35 Lyle Overbay, L OBP: 0.398, SLG: 0.530	G1-3		K			G4-3		G4-3		4	0	1	0	0	1	1					
20 Rod Barajas, R OBP: 0.305, SLG: 0.431	G6-3		K			F7		F7		4	0	0	0	0	1	2					
8 Russ Adams, L OBP: 0.444, SLG: 0.375	G3-1					19 FC6-4 1B		2 WP 1B		3	1	2	0	1	0	0					
<b>Inning Stats</b>	R: 5 E: 0 K: 0 S: 20	H: 4 LOB: 0 BB: 1 P: 33	R: 1 E: 0 K: 0 S: 13	H: 2 LOB: 1 BB: 0 P: 22	R: 0 E: 0 K: 2 S: 12	H: 1 LOB: 1 BB: 0 P: 19	R: 1 E: 1 K: 0 S: 12	H: 1 LOB: 3 BB: 2 P: 23	R: 0 E: 0 K: 0 S: 7	H: 1 LOB: 1 BB: 1 P: 15	R: 0 E: 0 K: 1 S: 8	H: 0 LOB: 1 BB: 1 P: 13	R: 0 E: 0 K: 1 S: 8	H: 0 LOB: 0 BB: 0 P: 10	R: 1 E: 0 K: 1 S: 14	H: 2 LOB: 2 BB: 1 P: 23	1B: 5 2B: 3 3B: 0 HR: 3	SF: 0 SAC: 0 DP: 1 HBP: 0	WP: 1 PB: 0 SB: 0 CS: 0	PA: 41	
<b>PITCHER</b>	IP	WLS	BF	H	R	ER	SO	BB	IBB	HBP	BLK	WP	HR	S	P	ERA	WHIP				
61 Bronson Arroyo, R ERA: 5.54	3.2	L	23	8	7	6	2	3	0	0	0	0	0	18	32	0.00	1.286				
37 Josh Roenicke, R ERA:	2.1		9	1	0	0	1	2	0	0	0	0	0	18	32	0.00	1.286				
46 Carlos Fisher, R ERA: 4.05	2.0		9	2	1	1	2	1	0	0	0	0	0	22	33	4.50	1.500				

Cincinnati Reds @ Toronto Blue Jays  
Rogers Centre, Toronto, ON  
Wed Jun 24 2009, 7:07 PM EDT  
Att: 15,409 - Clear - 80 F

AB 35  
R 8  
H 11  
RBI 8  
BB 6  
SO 5  
LOB 22





Batter	1	2	3	4	5	6	7	8	9	AB	R	H	RBI	BB	SO	LOB	TOP																																																																													
3 Willy Taveras, R OBP: 0.276, SLG: 0.284										5	1	3	1	0	2	1	<b>Cincinnati Reds @ Toronto Blue Jays</b> Rogers Centre, Toronto, ON Thu Jun 25 2009, 7:07 PM EDT Att: 15,329 - Cloudy - 68 F																																																																													
15 Jerry Hairston, R OBP: 0.307, SLG: 0.394										4	0	1	0	1	1	2																																																																														
4 Brandon Phillips, R OBP: 0.337, SLG: 0.479										5	0	0	0	0	0	7																																																																														
19 Joey Votto, L OBP: 0.463, SLG: 0.638										5	2	4	3	0	1	0																																																																														
31 Jonny Gomes, R OBP: 0.449, SLG: 0.614										4	1	2	1	1	0	1																																																																														
55 Ramon Hernandez, R OBP: 0.323, SLG: 0.342										4	1	1	0	1	0	4																																																																														
32 Jay Bruce, L OBP: 0.298, SLG: 0.461										5	0	1	2	0	1	1																																																																														
7 Paul Janish, R OBP: 0.339, SLG: 0.352										4	1	2	0	0	1	1																																																																														
21 Chris Dickerson, L OBP: 0.382, SLG: 0.387										3	1	1	0	0	1	1																																																																														
<b>Inning Stats</b>	R: 4 H: 4 E: 0 K: 1 S: 22	H: 4 LOB: 1 BB: 1 P: 32	R: 1 H: 3 E: 0 K: 1 S: 17	H: 3 LOB: 3 BB: 1 P: 28	R: 0 H: 2 E: 0 K: 0 S: 15	H: 2 LOB: 3 BB: 1 P: 26	R: 0 H: 0 E: 0 K: 0 S: 7	H: 0 LOB: 0 BB: 0 P: 9	R: 0 H: 0 E: 0 K: 1 S: 7	H: 0 LOB: 0 BB: 0 P: 8	R: 1 H: 2 E: 0 K: 0 S: 6	H: 2 LOB: 1 BB: 0 P: 7	R: 1 H: 2 E: 0 K: 1 S: 16	H: 2 LOB: 1 BB: 0 P: 22	R: 0 H: 1 E: 0 K: 2 S: 13	H: 1 LOB: 1 BB: 0 P: 17	1B: 8 2B: 6 HR: 1	SF: 0 SAC: 1 DP: 2 HBP: 0	WP: 1 PB: 0 SB: 1 CS: 0	PA: 43																																																																										
<b>PITCHER</b>	IP WLS BF H R ER SO BB IBB HBP BLK WP HR S P ERA WHIP	<table border="1"> <tr> <td>27 Brett Cecil, L ERA: 5.19</td> <td>3.0</td> <td></td> <td>21</td> <td>9</td> <td>5</td> <td>5</td> <td>2</td> <td>3</td> <td>0</td> <td>0</td> <td>0</td> <td>0</td> <td>0</td> <td>0</td> <td>0</td> <td>54</td> <td>86</td> <td>15.00</td> <td>4.000</td> </tr> <tr> <td>57 Shawn Camp, R ERA: 4.09</td> <td>4.0</td> <td>L</td> <td>13</td> <td>3</td> <td>1</td> <td>1</td> <td>2</td> <td>0</td> <td>0</td> <td>0</td> <td>0</td> <td>0</td> <td>0</td> <td>1</td> <td>28</td> <td>32</td> <td>2.25</td> <td>0.750</td> </tr> <tr> <td>22 Brandon League, R ERA: 5.94</td> <td>1.0</td> <td></td> <td>5</td> <td>2</td> <td>1</td> <td>1</td> <td>1</td> <td>0</td> <td>0</td> <td>0</td> <td>0</td> <td>0</td> <td>1</td> <td>0</td> <td>16</td> <td>22</td> <td>9.00</td> <td>2.000</td> </tr> <tr> <td>39 Jesse Carlson, L ERA: 5.14</td> <td>1.0</td> <td></td> <td>4</td> <td>1</td> <td>0</td> <td>0</td> <td>2</td> <td>0</td> <td>0</td> <td>0</td> <td>0</td> <td>0</td> <td>0</td> <td>0</td> <td>13</td> <td>17</td> <td>0.00</td> <td>1.000</td> </tr> </table>																27 Brett Cecil, L ERA: 5.19	3.0		21	9	5	5	2	3	0	0	0	0	0	0	0	54	86	15.00	4.000	57 Shawn Camp, R ERA: 4.09	4.0	L	13	3	1	1	2	0	0	0	0	0	0	1	28	32	2.25	0.750	22 Brandon League, R ERA: 5.94	1.0		5	2	1	1	1	0	0	0	0	0	1	0	16	22	9.00	2.000	39 Jesse Carlson, L ERA: 5.14	1.0		4	1	0	0	2	0	0	0	0	0	0	0	13	17	0.00	1.000
27 Brett Cecil, L ERA: 5.19	3.0		21	9	5	5	2	3	0	0	0	0	0	0	0	54	86	15.00	4.000																																																																											
57 Shawn Camp, R ERA: 4.09	4.0	L	13	3	1	1	2	0	0	0	0	0	0	1	28	32	2.25	0.750																																																																												
22 Brandon League, R ERA: 5.94	1.0		5	2	1	1	1	0	0	0	0	0	1	0	16	22	9.00	2.000																																																																												
39 Jesse Carlson, L ERA: 5.14	1.0		4	1	0	0	2	0	0	0	0	0	0	0	13	17	0.00	1.000																																																																												

Batter	1	2	3	4	5	6	7	8	9	AB	R	H	RBI	BB	SO	LOB	BOTTOM																																																																									
19 Marco Scutaro, R OBP: 0.393, SLG: 0.432										4	0	0	0	0	1	2	<b>Cincinnati Reds @ Toronto Blue Jays</b> Rogers Centre, Toronto, ON Thu Jun 25 2009, 7:07 PM EDT Att: 15,329 - Cloudy - 68 F																																																																									
2 Aaron Hill, R OBP: 0.346, SLG: 0.497										3	2	1	1	1	0	0																																																																										
10 Vernon Wells, R OBP: 0.310, SLG: 0.404										4	1	2	2	0	0	0																																																																										
33 Scott Rolen, R OBP: 0.394, SLG: 0.477										4	0	1	2	0	0	1																																																																										
26 Adam Lind, L OBP: 0.386, SLG: 0.550										2	0	0	0	1	0	1																																																																										
15 Alex Rios, R OBP: 0.322, SLG: 0.432										4	0	0	0	0	2	3																																																																										
35 Lyle Overbay, L OBP: 0.400, SLG: 0.525										2	1	0	0	2	1	0																																																																										
20 Rod Barajas, R OBP: 0.300, SLG: 0.423										4	0	0	0	0	1	2																																																																										
8 Russ Adams, L OBP: 0.385, SLG: 0.333										4	1	1	0	0	0	1																																																																										
<b>Inning Stats</b>	R: 1 H: 2 E: 0 K: 1 S: 14	H: 2 LOB: 2 BB: 1 P: 23	R: 0 H: 0 E: 0 K: 1 S: 8	H: 0 LOB: 0 BB: 0 P: 11	R: 0 H: 0 E: 0 K: 0 S: 8	H: 0 LOB: 0 BB: 0 P: 15	R: 0 H: 0 E: 0 K: 0 S: 4	H: 0 LOB: 0 BB: 0 P: 7	R: 4 H: 3 E: 0 K: 0 S: 14	H: 3 LOB: 1 BB: 2 P: 27	R: 0 H: 0 E: 0 K: 2 S: 7	H: 0 LOB: 0 BB: 0 P: 12	R: 0 H: 0 E: 0 K: 1 S: 6	H: 0 LOB: 0 BB: 0 P: 11	R: 0 H: 0 E: 0 K: 0 S: 6	H: 0 LOB: 0 BB: 0 P: 9	R: 0 H: 0 E: 0 K: 0 S: 9	H: 0 LOB: 1 BB: 1 P: 15	1B: 3 2B: 1 HR: 1	SF: 0 SAC: 0 DP: 1 HBP: 1	WP: 0 PB: 0 SB: 0 CS: 0	PA: 36																																																																				
<b>PITCHER</b>	IP WLS BF H R ER SO BB IBB HBP BLK WP HR S P ERA WHIP	<table border="1"> <tr> <td>47 Johnny Cueto, R ERA: 2.88</td> <td>6.0</td> <td>W</td> <td>26</td> <td>5</td> <td>5</td> <td>5</td> <td>4</td> <td>3</td> <td>0</td> <td>1</td> <td>0</td> <td>0</td> <td>0</td> <td>0</td> <td>55</td> <td>95</td> <td>7.50</td> <td>1.333</td> </tr> <tr> <td>40 Nick Masset, R ERA: 1.82</td> <td>1.0</td> <td>H</td> <td>3</td> <td>0</td> <td>0</td> <td>0</td> <td>1</td> <td>0</td> <td>0</td> <td>0</td> <td>0</td> <td>0</td> <td>0</td> <td>6</td> <td>11</td> <td>0.00</td> <td>0.000</td> </tr> <tr> <td>25 David Weathers, R ERA: 2.55</td> <td>1.0</td> <td>H</td> <td>3</td> <td>0</td> <td>0</td> <td>0</td> <td>0</td> <td>0</td> <td>0</td> <td>0</td> <td>0</td> <td>0</td> <td>0</td> <td>6</td> <td>9</td> <td>0.00</td> <td>0.000</td> </tr> <tr> <td>48 Francisco Cordero, R ERA: 2.03</td> <td>1.0</td> <td>S</td> <td>4</td> <td>0</td> <td>0</td> <td>0</td> <td>0</td> <td>1</td> <td>0</td> <td>0</td> <td>0</td> <td>0</td> <td>0</td> <td>9</td> <td>15</td> <td>0.00</td> <td>1.000</td> </tr> </table>																47 Johnny Cueto, R ERA: 2.88	6.0	W	26	5	5	5	4	3	0	1	0	0	0	0	55	95	7.50	1.333	40 Nick Masset, R ERA: 1.82	1.0	H	3	0	0	0	1	0	0	0	0	0	0	6	11	0.00	0.000	25 David Weathers, R ERA: 2.55	1.0	H	3	0	0	0	0	0	0	0	0	0	0	6	9	0.00	0.000	48 Francisco Cordero, R ERA: 2.03	1.0	S	4	0	0	0	0	1	0	0	0	0	0	9	15	0.00	1.000
47 Johnny Cueto, R ERA: 2.88	6.0	W	26	5	5	5	4	3	0	1	0	0	0	0	55	95	7.50	1.333																																																																								
40 Nick Masset, R ERA: 1.82	1.0	H	3	0	0	0	1	0	0	0	0	0	0	6	11	0.00	0.000																																																																									
25 David Weathers, R ERA: 2.55	1.0	H	3	0	0	0	0	0	0	0	0	0	0	6	9	0.00	0.000																																																																									
48 Francisco Cordero, R ERA: 2.03	1.0	S	4	0	0	0	0	1	0	0	0	0	0	9	15	0.00	1.000																																																																									



Batter	1	2	3	4	5	6	7	8	9	AB	R	H	RBI	BB	SO	LOB	TOP											
3 Willy Taveras, R OBP: 0.276, SLG: 0.288	G6-3		B1-3			K		19 WP 2H 2B		4	0	1	1	0	1	1	<b>Cincinnati Reds @ Cleveland Indians</b> Progressive Field, Cleveland, OH Fri Jun 26 2009, 7:05 PM EDT Att: 28,114 - Clear - 74 F											
15 Jerry Hairston, R OBP: 0.302, SLG: 0.387	G6-3			G6-3		FC6-4		L4		4	0	0	0	0	2													
4 Brandon Phillips, R 23 Adam Rosales, R OBP: 0.286, SLG: 0.276	P3			F9			19 G6-3 31 1B 2B	K		3	1	1	0	0	0	0												
19 Joey Votto, L OBP: 0.452, SLG: 0.620		K			G4-3		G6-3	K		4	0	0	0	2	2													
31 Jonny Gomes, R OBP: 0.466, SLG: 0.617		55 G5-3 1B				K		55 1B		3	0	2	1	1	1	0												
55 Ramon Hernandez, R 29 Ryan Hanigan, R OBP: 0.415, SLG: 0.397	G5-3				F8		3-H 1B	BB		3	0	1	0	0	0	1												
32 Jay Bruce, L OBP: 0.294, SLG: 0.453	F8					K		BB		4	0	0	0	0	3	5												
7 Paul Janish, R OBP: 0.317, SLG: 0.328			P3			F7		F9		4	0	0	0	0	1	4												
21 Chris Dickerson, L OBP: 0.385, SLG: 0.393			K				15 FC6-4 BB	3 2B 2B		3	1	1	0	1	2	2												
<b>Inning Stats</b>	R: 0 E: 0 K: 0 S: 13	H: 0 LOB: 0 BB: 0 P: 18	R: 0 E: 0 K: 1 S: 12	H: 1 LOB: 1 BB: 0 P: 20	R: 0 E: 0 K: 1 S: 7	H: 0 LOB: 0 BB: 0 P: 13	R: 0 E: 0 K: 0 S: 6	H: 0 LOB: 0 BB: 0 P: 9	R: 0 E: 0 K: 2 S: 8	H: 0 LOB: 0 BB: 0 P: 9	R: 0 E: 0 K: 1 S: 9	H: 0 LOB: 1 BB: 1 P: 14	R: 1 E: 0 K: 1 S: 10	H: 3 LOB: 2 BB: 0 P: 16	R: 1 E: 0 K: 2 S: 15	H: 2 LOB: 1 BB: 2 P: 23		R: 0 E: 0 K: 3 S: 10	H: 0 LOB: 2 BB: 2 P: 22	1B: 3 2B: 3 3B: 0 HR: 0	SF: 0 SAC: 0 DP: 0 HBP: 0	WP: 1 PB: 0 SB: 0 CS: 0	PA: 36					
<b>PITCHER</b>	IP	WLS	BF	H	R	ER	SO	BB	IBB	HBP	BLK	WP	HR	S	P	ERA	WHIP											
45 Jeremy Sowers, L ERA: 5.44	(1, 1)	7.0	W	28	6	2	2	6	1	0	0	0	0	69	106	2.57	1.000											
50 Jensen Lewis, R ERA: 5.03	(8, 1)	1.0		5	0	0	0	2	2	0	0	0	1	0	12	25	0.00	2.000										
49 Tony Sipp, L ERA: 3.38	(9, 1)	1.0		3	0	0	0	3	0	0	0	0	0	9	13	0.00	0.000											

AB	33
R	2
H	6
RBI	2
BB	3
SO	11
LOB	18



Batter	1	2	3	4	5	6	7	8	9	AB	R	H	RBI	BB	SO	LOB	BOTTOM										
11 Jamey Carroll, R OBP: 0.383, SLG: 0.365	K		24 2B 41 SF8 1B	G4-3		41 G5-3 17 1B 24 BB 1B		G4-3		5	2	2	0	0	1	1	<b>Cincinnati Reds @ Cleveland Indians</b> Progressive Field, Cleveland, OH Fri Jun 26 2009, 7:05 PM EDT Att: 28,114 - Clear - 74 F										
24 Grady Sizemore, L OBP: 0.315, SLG: 0.438	F9				41 CS BB	41 G5-3 17 1B BB		F7		3	1	1	1	2	0	0											
41 Victor Martinez, S OBP: 0.407, SLG: 0.546	K		SF8		HR	G5-3				3	1	1	2	0	1	2											
17 Shin-Soo Choo, L OBP: 0.409, SLG: 0.453		G4-3	G3-1		48 S 1B					4	1	2	2	0	0	1											
7 Mark DeRosa, R OBP: 0.342, SLG: 0.457	2B			G6-3	K	L8				4	0	1	0	0	1	2											
48 Travis Hafner, L OBP: 0.383, SLG: 0.566	P3			F8	E4 2 2B 1H			F7		4	1	0	0	0	0	1											
2 Jhonny Peralla, R OBP: 0.333, SLG: 0.364	G5-3			25 HR 1B	2H 2B			K		4	1	2	1	0	1	1											
25 Ryan Garko, R OBP: 0.351, SLG: 0.434										3	2	2	2	0	0	1											
8 Chris Gimenez, R OBP: 0.355, SLG: 0.500			11 1B 24 2B 1B	HR	L4			F7		1	0	0	0	0	0	0											
1 Luis Valbuena, L OBP: 0.284, SLG: 0.405	F7							G4-3		4	0	1	0	0	0	1											
<b>Inning Stats</b>	R: 0 E: 0 K: 2 S: 9	H: 0 LOB: 0 BB: 0 P: 11	R: 0 E: 0 K: 0 S: 12	H: 1 LOB: 1 BB: 0 P: 17	R: 2 E: 0 K: 0 S: 16	H: 3 LOB: 1 BB: 0 P: 21	R: 2 E: 0 K: 0 S: 12	H: 3 LOB: 1 BB: 0 P: 19	R: 3 E: 1 K: 1 S: 15	H: 3 LOB: 1 BB: 1 P: 27	R: 2 E: 0 K: 0 S: 15	H: 2 LOB: 1 BB: 1 P: 27	R: 0 E: 0 K: 1 S: 8	H: 0 LOB: 0 BB: 0 P: 11	R: 0 E: 0 K: 0 S: 14	H: 0 LOB: 0 BB: 0 P: 20	1B: 6 2B: 4 3B: 0 HR: 2	SF: 1 SAC: 0 DP: 0 HBP: 0	WP: 0 PB: 0 SB: 1 CS: 1	PA: 38							
<b>PITCHER</b>	IP	WLS	BF	H	R	ER	SO	BB	IBB	HBP	BLK	WP	HR	S	P	ERA	WHIP										
39 Aaron Harang, R ERA: 3.95	(1, 1)	4.2	L	25	10	7	5	3	1	0	0	0	0	61	91	9.64	2.357										
51 Jared Burton, R ERA: 4.96	(5, 1)	1.1		7	2	2	2	0	1	0	0	0	0	18	31	13.50	2.250										
46 Carlos Fisher, R ERA: 3.77	(7, 1)	1.0		3	0	0	0	1	0	0	0	0	0	8	11	0.00	0.000										
53 Arthur Rhodes, L ERA: 1.75	(8, 1)	1.0		3	0	0	0	0	0	0	0	0	0	14	20	0.00	0.000										

AB	35
R	9
H	12
RBI	8
BB	2
SO	4
LOB	10









Batter	1	2	3	4	5	6	7	8	9	AB	R	H	RBI	BB	SO	LOB	TOP							
3 Willy Taveras, R OBP: 0.282, SLG: 0.299										5	1	3	0	0	1	0	<b>Cincinnati Reds @ Cleveland Indians</b> Progressive Field, Cleveland, OH Sun Jun 28 2009, 1:05 PM EDT Att: 23,900 - Partly Cloudy - 76 F							
15 Jerry Hairston, R OBP: 0.307, SLG: 0.394										4	0	1	0	0	0	1								
19 Joey Votto, L OBP: 0.449, SLG: 0.609										4	2	1	0	1	1	3								
4 Brandon Phillips, R OBP: 0.343, SLG: 0.478										5	3	3	3	0	0	3								
31 Jonny Gomes, R OBP: 0.434, SLG: 0.600										5	1	1	2	0	2	3								
55 Ramon Hernandez, R OBP: 0.328, SLG: 0.360										5	0	3	3	0	0	0								
32 Jay Bruce, L OBP: 0.298, SLG: 0.466										5	0	2	0	0	0	2								
7 Paul Janish, R OBP: 0.310, SLG: 0.308										4	0	0	0	0	1	4								
21 Chris Dickerson, L OBP: 0.383, SLG: 0.396										4	1	1	0	0	2	0								
<b>Inning Stats</b>	R: 0 E: 0 K: 1 S: 8	H: 1 LOB: 1 BB: 0 P: 11	R: 0 E: 0 K: 2 S: 9	H: 1 LOB: 1 BB: 0 P: 13	R: 4 E: 0 K: 0 S: 17	H: 4 LOB: 1 BB: 1 P: 29	R: 0 E: 0 K: 0 S: 5	H: 0 LOB: 0 BB: 0 P: 7	R: 3 E: 1 K: 0 S: 14	H: 3 LOB: 1 BB: 0 P: 23	R: 0 E: 0 K: 1 S: 14	H: 1 LOB: 1 BB: 0 P: 18	R: 1 E: 0 K: 0 S: 10	H: 3 LOB: 1 BB: 0 P: 16	R: 0 E: 0 K: 2 S: 15	H: 2 LOB: 2 BB: 0 P: 20	R: 0 E: 0 K: 1 S: 8	H: 0 LOB: 0 BB: 0 P: 11	1B: 10 2B: 3 HR: 1	SF: 0 SAC: 1 HBP: 0	WP: 0 PB: 0 SB: 1 CS: 0	PA: 43		
<b>PITCHER</b>	IP: 5.0 WLS: L BF: 26 ERA: 6.26	H: 9 R: 7 ER: 6 SO: 3	H: 4 R: 1 ER: 1 SO: 2	H: 4 R: 1 ER: 1 SO: 2	H: 0 R: 0 ER: 0 SO: 0	H: 0 R: 0 ER: 0 SO: 0	H: 0 R: 0 ER: 0 SO: 0	H: 0 R: 0 ER: 0 SO: 0	H: 3 R: 1 ER: 1 SO: 34	H: 3 R: 0 ER: 0 SO: 24	H: 1 R: 0 ER: 0 SO: 15	H: 1 R: 0 ER: 0 SO: 8	H: 3 R: 0 ER: 0 SO: 11	H: 3 R: 0 ER: 0 SO: 34	H: 1 R: 0 ER: 0 SO: 20	H: 2 R: 0 ER: 0 SO: 16	H: 2 R: 0 ER: 0 SO: 20	H: 0 R: 0 ER: 0 SO: 11	H: 0 R: 0 ER: 0 SO: 11	1B: 10 2B: 3 HR: 1	SF: 0 SAC: 1 HBP: 0	WP: 0 PB: 0 SB: 1 CS: 0	ERA: 10.80 WHIP: 2.000	
28 David Huff, L ERA: 6.26	IP: 5.0 WLS: L BF: 26 ERA: 6.26	H: 9 R: 7 ER: 6 SO: 3	H: 4 R: 1 ER: 1 SO: 2	H: 4 R: 1 ER: 1 SO: 2	H: 0 R: 0 ER: 0 SO: 0	H: 0 R: 0 ER: 0 SO: 0	H: 0 R: 0 ER: 0 SO: 0	H: 0 R: 0 ER: 0 SO: 0	H: 3 R: 1 ER: 1 SO: 34	H: 3 R: 0 ER: 0 SO: 24	H: 1 R: 0 ER: 0 SO: 15	H: 1 R: 0 ER: 0 SO: 8	H: 3 R: 0 ER: 0 SO: 11	H: 3 R: 0 ER: 0 SO: 34	H: 1 R: 0 ER: 0 SO: 20	H: 2 R: 0 ER: 0 SO: 16	H: 2 R: 0 ER: 0 SO: 20	H: 0 R: 0 ER: 0 SO: 11	H: 0 R: 0 ER: 0 SO: 11	1B: 10 2B: 3 HR: 1	SF: 0 SAC: 1 HBP: 0	WP: 0 PB: 0 SB: 1 CS: 0	ERA: 10.80 WHIP: 2.000	
53 Rafael Perez, L ERA: 9.29	IP: 2.0 WLS: 0 BF: 9 ERA: 9.29	H: 4 R: 1 ER: 1 SO: 2	H: 4 R: 1 ER: 1 SO: 2	H: 0 R: 0 ER: 0 SO: 0	H: 0 R: 0 ER: 0 SO: 0	H: 0 R: 0 ER: 0 SO: 0	H: 0 R: 0 ER: 0 SO: 0	H: 0 R: 0 ER: 0 SO: 0	H: 3 R: 1 ER: 1 SO: 34	H: 3 R: 0 ER: 0 SO: 24	H: 1 R: 0 ER: 0 SO: 15	H: 1 R: 0 ER: 0 SO: 8	H: 3 R: 0 ER: 0 SO: 11	H: 3 R: 0 ER: 0 SO: 34	H: 1 R: 0 ER: 0 SO: 20	H: 2 R: 0 ER: 0 SO: 16	H: 2 R: 0 ER: 0 SO: 20	H: 0 R: 0 ER: 0 SO: 11	H: 0 R: 0 ER: 0 SO: 11	1B: 10 2B: 3 HR: 1	SF: 0 SAC: 1 HBP: 0	WP: 0 PB: 0 SB: 1 CS: 0	ERA: 4.50 WHIP: 2.000	
38 Joe Smith, R ERA: 4.5	IP: 2.0 WLS: 0 BF: 5 ERA: 4.5	H: 2 R: 0 ER: 0 SO: 1	H: 2 R: 0 ER: 0 SO: 1	H: 0 R: 0 ER: 0 SO: 0	H: 0 R: 0 ER: 0 SO: 0	H: 0 R: 0 ER: 0 SO: 0	H: 0 R: 0 ER: 0 SO: 0	H: 0 R: 0 ER: 0 SO: 0	H: 3 R: 1 ER: 1 SO: 34	H: 3 R: 0 ER: 0 SO: 24	H: 1 R: 0 ER: 0 SO: 15	H: 1 R: 0 ER: 0 SO: 8	H: 3 R: 0 ER: 0 SO: 11	H: 3 R: 0 ER: 0 SO: 34	H: 1 R: 0 ER: 0 SO: 20	H: 2 R: 0 ER: 0 SO: 16	H: 2 R: 0 ER: 0 SO: 20	H: 0 R: 0 ER: 0 SO: 11	H: 0 R: 0 ER: 0 SO: 11	1B: 10 2B: 3 HR: 1	SF: 0 SAC: 1 HBP: 0	WP: 0 PB: 0 SB: 1 CS: 0	ERA: 0.00 WHIP: 0.000	
34 Kerry Wood, R ERA: 5.47	IP: 1.0 WLS: 0 BF: 3 ERA: 5.47	H: 0 R: 0 ER: 0 SO: 0	H: 0 R: 0 ER: 0 SO: 0	H: 0 R: 0 ER: 0 SO: 0	H: 0 R: 0 ER: 0 SO: 0	H: 0 R: 0 ER: 0 SO: 0	H: 0 R: 0 ER: 0 SO: 0	H: 0 R: 0 ER: 0 SO: 0	H: 3 R: 1 ER: 1 SO: 34	H: 3 R: 0 ER: 0 SO: 24	H: 1 R: 0 ER: 0 SO: 15	H: 1 R: 0 ER: 0 SO: 8	H: 3 R: 0 ER: 0 SO: 11	H: 3 R: 0 ER: 0 SO: 34	H: 1 R: 0 ER: 0 SO: 20	H: 2 R: 0 ER: 0 SO: 16	H: 2 R: 0 ER: 0 SO: 20	H: 0 R: 0 ER: 0 SO: 11	H: 0 R: 0 ER: 0 SO: 11	1B: 10 2B: 3 HR: 1	SF: 0 SAC: 1 HBP: 0	WP: 0 PB: 0 SB: 1 CS: 0	ERA: 0.00 WHIP: 0.000	
<b>Batter</b>	<b>1</b>	<b>2</b>	<b>3</b>	<b>4</b>	<b>5</b>	<b>6</b>	<b>7</b>	<b>8</b>	<b>9</b>	<b>AB</b>	<b>R</b>	<b>H</b>	<b>RBI</b>	<b>BB</b>	<b>SO</b>	<b>LOB</b>	<b>BOTTOM</b>							
13 Asdrúbal Cabrera, S OBP: 0.371, SLG: 0.422										5	1	1	0	0	1	2	<b>Cincinnati Reds @ Cleveland Indians</b> Progressive Field, Cleveland, OH Sun Jun 28 2009, 1:05 PM EDT Att: 23,900 - Partly Cloudy - 76 F							
24 Grady Sizemore, L OBP: 0.319, SLG: 0.434										3	0	1	0	1	1	0								
41 Victor Martinez, S OBP: 0.400, SLG: 0.534										2	0	0	1	1	1	0								
17 Shin-Soo Choo, L OBP: 0.402, SLG: 0.442										4	0	0	0	0	1	3								
2 Jhonny Peralta, R OBP: 0.341, SLG: 0.367										3	0	1	0	1	1	1								
25 Ryan Garko, R OBP: 0.358, SLG: 0.430										3	0	2	0	1	0	1								
1 Luis Valbuena, L OBP: 0.268, SLG: 0.380										4	0	0	0	0	1	4								
10 Kelly Shoppach, R OBP: 0.331, SLG: 0.378										4	0	2	0	0	0	3								
12 Ben Francisco, R OBP: 0.303, SLG: 0.356										3	0	0	0	0	2	3								
<b>Inning Stats</b>	R: 1 E: 0 K: 1 S: 14	H: 2 LOB: 1 BB: 0 P: 21	R: 0 E: 0 K: 0 S: 10	H: 1 LOB: 0 BB: 0 P: 15	R: 0 E: 0 K: 1 S: 12	H: 0 LOB: 2 BB: 2 P: 25	R: 0 E: 0 K: 2 S: 11	H: 2 LOB: 2 BB: 0 P: 15	R: 0 E: 0 K: 0 S: 6	H: 0 LOB: 0 BB: 0 P: 9	R: 0 E: 0 K: 0 S: 7	H: 0 LOB: 2 BB: 2 P: 16	R: 0 E: 0 K: 1 S: 9	H: 0 LOB: 0 BB: 0 P: 14	R: 0 E: 0 K: 2 S: 14	H: 1 LOB: 1 BB: 0 P: 18	R: 0 E: 0 K: 1 S: 14	H: 1 LOB: 1 BB: 0 P: 18	R: 0 E: 0 K: 1 S: 14	H: 1 LOB: 1 BB: 0 P: 18	1B: 7 2B: 0 3B: 0 HR: 0	SF: 1 SAC: 0 DP: 2 HBP: 1	WP: 0 PB: 0 SB: 0 CS: 0	PA: 37
<b>PITCHER</b>	IP: 6.0 WLS: W BF: 27 ERA: 4.63	H: 5 R: 1 ER: 1 SO: 4	H: 1 R: 0 ER: 0 SO: 3	H: 1 R: 0 ER: 0 SO: 3	H: 0 R: 0 ER: 0 SO: 0	H: 0 R: 0 ER: 0 SO: 0	H: 0 R: 0 ER: 0 SO: 0	H: 0 R: 0 ER: 0 SO: 0	H: 3 R: 1 ER: 1 SO: 34	H: 3 R: 0 ER: 0 SO: 24	H: 1 R: 0 ER: 0 SO: 15	H: 1 R: 0 ER: 0 SO: 8	H: 3 R: 0 ER: 0 SO: 11	H: 3 R: 0 ER: 0 SO: 34	H: 1 R: 0 ER: 0 SO: 20	H: 2 R: 0 ER: 0 SO: 16	H: 2 R: 0 ER: 0 SO: 20	H: 0 R: 0 ER: 0 SO: 11	H: 0 R: 0 ER: 0 SO: 11	1B: 7 2B: 0 3B: 0 HR: 0	SF: 1 SAC: 0 DP: 2 HBP: 1	WP: 0 PB: 0 SB: 0 CS: 0	ERA: 1.50 WHIP: 1.500	
33 Micah Owings, R ERA: 4.63	IP: 6.0 WLS: W BF: 27 ERA: 4.63	H: 5 R: 1 ER: 1 SO: 4	H: 1 R: 0 ER: 0 SO: 3	H: 1 R: 0 ER: 0 SO: 3	H: 0 R: 0 ER: 0 SO: 0	H: 0 R: 0 ER: 0 SO: 0	H: 0 R: 0 ER: 0 SO: 0	H: 0 R: 0 ER: 0 SO: 0	H: 3 R: 1 ER: 1 SO: 34	H: 3 R: 0 ER: 0 SO: 24	H: 1 R: 0 ER: 0 SO: 15	H: 1 R: 0 ER: 0 SO: 8	H: 3 R: 0 ER: 0 SO: 11	H: 3 R: 0 ER: 0 SO: 34	H: 1 R: 0 ER: 0 SO: 20	H: 2 R: 0 ER: 0 SO: 16	H: 2 R: 0 ER: 0 SO: 20	H: 0 R: 0 ER: 0 SO: 11	H: 0 R: 0 ER: 0 SO: 11	1B: 7 2B: 0 3B: 0 HR: 0	SF: 1 SAC: 0 DP: 2 HBP: 1	WP: 0 PB: 0 SB: 0 CS: 0	ERA: 1.50 WHIP: 1.500	
52 Daniel Herrera, L ERA: 2.05	IP: 2.0 WLS: 0 BF: 6 ERA: 2.05	H: 1 R: 0 ER: 0 SO: 3	H: 1 R: 0 ER: 0 SO: 3	H: 0 R: 0 ER: 0 SO: 0	H: 0 R: 0 ER: 0 SO: 0	H: 0 R: 0 ER: 0 SO: 0	H: 0 R: 0 ER: 0 SO: 0	H: 0 R: 0 ER: 0 SO: 0	H: 3 R: 1 ER: 1 SO: 34	H: 3 R: 0 ER: 0 SO: 24	H: 1 R: 0 ER: 0 SO: 15	H: 1 R: 0 ER: 0 SO: 8	H: 3 R: 0 ER: 0 SO: 11	H: 3 R: 0 ER: 0 SO: 34	H: 1 R: 0 ER: 0 SO: 20	H: 2 R: 0 ER: 0 SO: 16	H: 2 R: 0 ER: 0 SO: 20	H: 0 R: 0 ER: 0 SO: 11	H: 0 R: 0 ER: 0 SO: 11	1B: 7 2B: 0 3B: 0 HR: 0	SF: 1 SAC: 0 DP: 2 HBP: 1	WP: 0 PB: 0 SB: 0 CS: 0	ERA: 0.00 WHIP: 0.500	
37 Josh Roenicke, R ERA:	IP: 1.0 WLS: 0 BF: 4 ERA:	H: 1 R: 0 ER: 0 SO: 1	H: 1 R: 0 ER: 0 SO: 1	H: 0 R: 0 ER: 0 SO: 0	H: 0 R: 0 ER: 0 SO: 0	H: 0 R: 0 ER: 0 SO: 0	H: 0 R: 0 ER: 0 SO: 0	H: 0 R: 0 ER: 0 SO: 0	H: 3 R: 1 ER: 1 SO: 34	H: 3 R: 0 ER: 0 SO: 24	H: 1 R: 0 ER: 0 SO: 15	H: 1 R: 0 ER: 0 SO: 8	H: 3 R: 0 ER: 0 SO: 11	H: 3 R: 0 ER: 0 SO: 34	H: 1 R: 0 ER: 0 SO: 20	H: 2 R: 0 ER: 0 SO: 16	H: 2 R: 0 ER: 0 SO: 20	H: 0 R: 0 ER: 0 SO: 11	H: 0 R: 0 ER: 0 SO: 11	1B: 7 2B: 0 3B: 0 HR: 0	SF: 1 SAC: 0 DP: 2 HBP: 1	WP: 0 PB: 0 SB: 0 CS: 0	ERA: 0.00 WHIP: 1.000	







Batter	1	2	3	4	5	6	7	8	9	AB	R	H	RBI	BB	SO	LOB	TOP			
2 Felipe Lopez, S OBP: 0.358, SLG: 0.413										3	0	1	0	1	1	3	<b>Arizona Diamondbacks @ Cincinnati Reds</b> Great American Ball Park, Cincinnati, OH Wed Jul 01 2009, 7:10 PM EDT Att: 20,374 - Cloudy - 66 F			
6 Stephen Drew, L OBP: 0.309, SLG: 0.399										3	0	0	0	0	1	1				
10 Justin Upton, R OBP: 0.394, SLG: 0.568										4	0	0	0	0	2	2				
27 Mark Reynolds, R OBP: 0.357, SLG: 0.554										4	0	0	0	0	2	2				
18 Gerardo Parra, L OBP: 0.302, SLG: 0.400										3	0	1	0	1	1	0				
24 Chris Young, R OBP: 0.278, SLG: 0.364										3	0	0	0	1	2	1				
26 Miguel Montero, L OBP: 0.339, SLG: 0.381										2	0	0	0	1	0	0				
18 Chad Tracy, L OBP: 0.265, SLG: 0.370										1	0	0	0	1	0	0				
14 Ryan Roberts, R OBP: 0.353, SLG: 0.324										1	0	0	0	0	1	2				
35 Clay Zavada, L										0	0	0	0	0	0	0				
58 Juan Gutierrez, R										0	0	0	0	0	0	0				
52 Jon Garland, R OBP: 0.065, SLG: 0.033										2	0	0	0	0	1	2				
31 Tony Clark, S OBP: 0.317, SLG: 0.500										0	0	0	0	1	0	0				
<b>Inning Stats</b>	R: 0 H: 0 E: 0 K: 1 S: 11	H: 0 LOB: 1 BB: 1 P: 19	R: 0 H: 0 E: 0 K: 2 S: 12	H: 0 LOB: 2 BB: 3 P: 27	R: 0 H: 1 E: 0 K: 2 S: 12	H: 0 LOB: 0 BB: 0 P: 20	R: 0 H: 0 E: 0 K: 1 S: 8	H: 0 LOB: 0 BB: 0 P: 15	R: 0 H: 0 E: 0 K: 1 S: 7	H: 0 LOB: 0 BB: 0 P: 11	R: 0 H: 1 E: 0 K: 1 S: 15	H: 1 LOB: 2 BB: 3 P: 29	R: 0 H: 0 E: 0 K: 1 S: 7	H: 0 LOB: 0 BB: 0 P: 13	R: 0 H: 0 E: 0 K: 1 S: 8	H: 0 LOB: 0 BB: 0 P: 11	1B: 2 2B: 0 3B: 0 HR: 0	SF: 0 SAC: 2 DP: 0 HBP: 0	WP: 1 PB: 0 SB: 0 CS: 1	PA: 34
<b>PITCHER</b>	IP WLS BF H R ER SO BB IBB HBP BLK WP HR S P ERA WHIP																			
47 Johnny Cueto, R ERA: 2.69	6.0 W 22 1 0 0 8 4 0 0 0 0 0 0 58 108 0.00 0.833																			
53 Arthur Rhodes, L ERA: 1.63	1.0 H 6 1 0 0 1 2 0 0 0 0 1 0 15 29 0.00 3.000																			
25 David Weathers, R ERA: 2.36	1.0 H 3 0 0 0 1 0 0 0 0 0 0 0 7 13 0.00 0.000																			
48 Francisco Cordero, R ERA: 1.91	1.0 S 3 0 0 0 1 0 0 0 0 0 0 0 8 11 0.00 0.000																			

Batter	1	2	3	4	5	6	7	8	9	AB	R	H	RBI	BB	SO	LOB	BOTTOM			
21 Chris Dickerson, L OBP: 0.383, SLG: 0.403										4	1	2	0	0	1	3	<b>Arizona Diamondbacks @ Cincinnati Reds</b> Great American Ball Park, Cincinnati, OH Wed Jul 01 2009, 7:10 PM EDT Att: 20,374 - Cloudy - 66 F			
15 Jerry Hairston, R OBP: 0.302, SLG: 0.389										4	0	0	0	0	5					
19 Joey Volto, L OBP: 0.452, SLG: 0.601										4	0	2	1	0	0	0				
4 Brandon Phillips, R OBP: 0.337, SLG: 0.469										4	0	1	0	0	0	2				
17 Laynce Nix, L OBP: 0.304, SLG: 0.500										4	0	0	0	0	0	2				
55 Ramon Hernandez, R OBP: 0.331, SLG: 0.370										3	0	2	0	0	0	1				
32 Jay Bruce, L OBP: 0.294, SLG: 0.458										3	0	0	0	0	3					
9 Danny Richar, L OBP: 0.333, SLG: 0.250										2	0	1	0	0	1	1				
31 Jonny Gomes, R OBP: 0.435, SLG: 0.592										0	0	0	0	1	0	0				
25 David Weathers, R										0	0	0	0	0	0	0				
48 Francisco Cordero, R										0	0	0	0	0	0	0				
47 Johnny Cueto, R OBP: 0.194, SLG: 0.138										2	0	0	0	0	1	2				
53 Arthur Rhodes, L										0	0	0	0	0	0	0				
7 Paul Janish, R OBP: 0.311, SLG: 0.309										1	0	1	0	0	0	0				
<b>Inning Stats</b>	R: 0 H: 0 E: 0 K: 0 S: 9	H: 0 LOB: 0 BB: 0 P: 13	R: 0 H: 1 E: 0 K: 0 S: 10	H: 1 LOB: 1 BB: 0 P: 13	R: 0 H: 2 E: 0 K: 1 S: 8	H: 0 LOB: 0 BB: 0 P: 11	R: 0 H: 0 E: 0 K: 0 S: 3	H: 0 LOB: 0 BB: 0 P: 5	R: 0 H: 1 E: 0 K: 1 S: 11	H: 1 LOB: 1 BB: 0 P: 15	R: 1 H: 2 E: 0 K: 0 S: 10	H: 2 LOB: 1 BB: 1 P: 14	R: 0 H: 2 E: 0 K: 1 S: 15	H: 2 LOB: 3 BB: 1 P: 25	R: 0 H: 1 E: 0 K: 0 S: 6	H: 1 LOB: 0 BB: 0 P: 7	1B: 7 2B: 2 3B: 0 HR: 0	SF: 0 SAC: 0 DP: 1 HBP: 0	WP: 0 PB: 0 SB: 0 CS: 0	PA: 32
<b>PITCHER</b>	IP WLS BF H R ER SO BB IBB HBP BLK WP HR S P ERA WHIP																			
52 Jon Garland, R ERA: 4.81	6.0 L 23 6 1 1 2 0 0 0 0 0 0 0 51 71 1.50 1.000																			
35 Clay Zavada, L ERA:	0.2 5 2 0 0 1 1 0 0 0 0 0 0 13 22 0.00 4.500																			
58 Juan Gutierrez, R ERA: 4.66	1.1 4 1 0 0 0 0 0 0 0 0 0 0 8 10 0.00 0.750																			





Batter	1	2	3	4	5	6	7	8	9	10	AB	R	H	RBI	BB	SO	LOB	TOP								
2 Felipe Lopez, S OBP: 0.359, SLG: 0.411	(1,4) C FF 90 0-3 C FF 91 C FF 92		(2) L6																							
6 Stephen Drew, L OBP: 0.304, SLG: 0.392	(1,6) F FF 91 2-2 B FF 92 B FF 91 X FF 92	(2) G4-3	(3) K																							
50 Chad Qualls, R (8,1) (10,PH)	(8,1) F FF 91 2-2 B FF 92 B FF 91 X FF 92	(2) G4-3	(3) K																							
31 Tony Clark, S OBP: 0.328, SLG: 0.500	(10,PH) X SL 81 0-0	(3) G4-3																								
35 Clay Zavada, L (10,1)																										
10 Justin Upton, R OBP: 0.367, SLG: 0.558	(1,9) X SL 81 0-0	(3) G4-3																								
27 Mark Reynolds, R OBP: 0.356, SLG: 0.561	(1,5) C FF 89 2-2 B FF 88 C FF 91 C FF 92 X SL 83	(1) L9	(2) K																							
18 Gerardo Parra, L OBP: 0.306, SLG: 0.395	(1,8) B FF 91 4-0 B FF 89 B FF 89 B FF 87	(2) G4-3	(3) K																							
26 Miguel Montero, L OBP: 0.337, SLG: 0.377	(1,2) F FF 91 2-2 F FF 92 F FF 93 F SI 82 F SI 83 B FF 93 X FF 93	(2) G4-3	(3) K																							
18 Chad Tracy, L OBP: 0.265, SLG: 0.366	(1,3) C FF 92 0-1 X FF 92	(3) G4-3	(3) F8																							
28 Alex Romero, L OBP: 0.429, SLG: 0.273	(1,7) C FF 90 1-3 B SI 90 C SI 91 S FF 92	(3) K																								
49 Doug Davis, R OBP: 0.167, SLG: 0.233	(1,1) C FF 89 1-3 F FF 89 C FF 90 S FF 90		(1) K																							
57 Jon Rauch, R (8,1)																										
60 Scott Schoeneweis, L (8,1)																										
11 Augie Ojeda, S OBP: 0.321, SLG: 0.314																										
<b>Inning Stats</b>	R: 0 E: 0 K: 1 S: 7	H: 0 LOB: 0 BB: 0 P: 9	R: 1 E: 0 K: 1 S: 14	H: 1 LOB: 1 BB: 1 P: 23	R: 0 E: 0 K: 2 S: 8	H: 0 LOB: 0 BB: 0 P: 12	R: 0 E: 0 K: 2 S: 16	H: 1 LOB: 2 BB: 1 P: 23	R: 0 E: 0 K: 1 S: 7	H: 1 LOB: 1 BB: 0 P: 10	R: 1 E: 0 K: 1 S: 10	H: 1 LOB: 0 BB: 0 P: 15	R: 0 E: 0 K: 1 S: 14	H: 0 LOB: 1 BB: 1 P: 22	R: 0 E: 0 K: 1 S: 7	H: 0 LOB: 0 BB: 0 P: 12	R: 0 E: 0 K: 1 S: 10	H: 0 LOB: 2 BB: 3 P: 20	R: 0 E: 0 K: 0 S: 7	H: 0 LOB: 2 BB: 3 P: 20	1B: 3 2B: 1 3B: 0 HR: 1	SF: 0 SAC: 1 DP: 1 HBP: 0	WP: 1 PB: 0 SB: 2 CS: 0	PA: 39		
<b>PITCHER</b>	IP 7.0	WLS 28	BF 4	H 2	R 2	ER 8	SO 8	BB 3	IBB 0	HBP 0	BLK 0	WP 0	HR 1	S 76	P 114	ERA 2.57	WHIP 1.000									

Arizona Diamondbacks @ Cincinnati Reds  
Great American Ball Park, Cincinnati, OH  
Thu Jul 02 2009, 12:35 PM EDT  
Att. 19,592 - Cloudy - 69 F

AB	32
R	2
H	4
RBI	2
BB	6
SO	10
LOB	10



Batter	1	2	3	4	5	6	7	8	9	10	AB	R	H	RBI	BB	SO	LOB	BOTTOM							
3 Willy Taveras, R OBP: 0.277, SLG: 0.293	(1,8) X FF 82 0-0		(2) F7	(3) FC5-2																					
17 Laynce Nix, L OBP: 0.301, SLG: 0.494	(8,PH) (9,7)	(2) B2	(3) F7	(3) FC5-2																					
15 Jerry Hairston, R OBP: 0.302, SLG: 0.385	(1,5) (9,6) C SI 84 0-1 CH 76	(2) F7	(3) F7	(3) FC5																					
19 Joey Votto, L OBP: 0.458, SLG: 0.610	(1,3) F SI 86 2-1 CH 77 C FC 83	(3) G3-1	(3) F7	(3) FC5																					
4 Brandon Phillips, R OBP: 0.334, SLG: 0.454	(1,4) F CH 79 3-2 FC 82 D CH 84 B CH 80 X FF 87	(3) G3-1	(3) F8	(3) FC5																					
31 Jonny Gomes, R OBP: 0.427, SLG: 0.567	(1,7) X FC 81 0-0	(3) F8	(3) F8	(3) FC5-2																					
40 Nick Masset, R (8,1)																									
52 Daniel Herrera, L (9,1)																									
27 Drew Sutton, S (8,PH) (10,5)																									
29 Ryan Hanigan, R OBP: 0.423, SLG: 0.403	(1,2) B SI 84 4-2 C FC 82 B FC 82 C FC 82 F FF 81 F FF 82 B FC 82	(3) FC6-4	(3) F8	(3) FC5-2																					
9 Danny Richar, L OBP: 0.333, SLG: 0.250	(8,PR) (9,5)																								
33 Micah Owings, R OBP: 0.275, SLG: 0.538	(8,PH) (10,1)																								
48 Francisco Cordero, R (10,1)																									
21 Chris Dickerson, L OBP: 0.389, SLG: 0.405	(1,9) (8,7) (9,8)	(3) K	(3) K	(3) FC5-2																					
7 Paul Janish, R OBP: 0.312, SLG: 0.300	(1,6) F FF 85 2-1 C SI 84 X FC 84	(3) FC6-4	(3) FC5-2	(3) FC5-2																					
55 Ramon Hernandez, R OBP: 0.336, SLG: 0.373	(8,PH) (9,2)																								
39 Aaron Harang, R OBP: 0.152, SLG: 0.156	(1,1)																								
32 Jay Bruce, L OBP: 0.295, SLG: 0.458	(8,9)																								
<b>Inning Stats</b>	R: 0 E: 0 K: 0 S: 8	H: 1 LOB: 1 BB: 0 P: 13	R: 0 E: 0 K: 1 S: 10	H: 0 LOB: 1 BB: 1 P: 18	R: 0 E: 0 K: 0 S: 13	H: 1 LOB: 2 BB: 1 P: 22	R: 1 E: 0 K: 0 S: 14	H: 3 LOB: 3 BB: 1 P: 22	R: 0 E: 0 K: 3 S: 14	H: 2 LOB: 3 BB: 1 P: 23	R: 0 E: 0 K: 1 S: 7	H: 0 LOB: 0 BB: 0 P: 10	R: 0 E: 0 K: 1 S: 8	H: 0 LOB: 0 BB: 0 P: 10	R: 0 E: 0 K: 1 S: 11	H: 2 LOB: 2 BB: 0 P: 21	R: 0 E: 0 K: 0 S: 11	H: 2 LOB: 1 BB: 0 P: 15	R: 1 E: 0 K: 1 S: 10	H: 3 LOB: 3 BB: 1 P: 16	1B: 12 2B: 2 3B: 0 HR: 0	SF: 0 SAC: 0 DP: 0 HBP: 0	WP: 1 PB: 0 SB: 0 CS: 0	PA: 48	
<b>PITCHER</b>	IP 7.0	WLS 32	BF 3	H 1	R 1	ER 5	SO 5	BB 4	IBB 0	HBP 0	BLK 0	WP 0	HR 0	S 74	P 118	ERA 1.29	WHIP 1.571								

Arizona Diamondbacks @ Cincinnati Reds  
Great American Ball Park, Cincinnati, OH  
Thu Jul 02 2009, 12:35 PM EDT  
Att. 19,592 - Cloudy - 69 F

AB	43
R	3
H	14
RBI	3
BB	5
SO	7
LOB	33









Batter	1	2	3	4	5	6	7	8	9	AB	R	H	RBI	BB	SO	LOB	TOP										
55 Skip Schumaker, L OBP: 0.354, SLG: 0.391	G4-3		1B		L6		1B			4	0	2	0	0	0	0	<b>St. Louis Cardinals @ Cincinnati Reds</b> Great American Ball Park, Cincinnati, OH Sat Jul 04 2009, 1:10 PM EDT Att: 37,371 - Rain - 74 F <a href="http://livebaseballscorecards.com">livebaseballscorecards.com</a>										
28 Colby Rasmus, L OBP: 0.319, SLG: 0.469	HR		K		F9		1B			3	1	1	1	0	1	1											
47 Ryan Ludwick, R OBP: 0.310, SLG: 0.430										1	0	1	0	0	0	0											
5 Albert Pujols, R OBP: 0.460, SLG: 0.744	P3		BB			FC4-6	G4-3			3	1	1	0	1	0	2											
16 Chris Duncan, L OBP: 0.332, SLG: 0.377	K		K			BB				2	0	0	0	1	2	2											
13 Brendan Ryan, R OBP: 0.339, SLG: 0.399										1	0	1	0	0	0	0											
24 Rick Ankiel, L OBP: 0.284, SLG: 0.382		F7			F9					4	0	0	0	0	0	5											
4 Yadier Molina, R OBP: 0.346, SLG: 0.380		SH1-4			L7					4	0	1	0	0	0	2											
22 Joe Thurston, L OBP: 0.339, SLG: 0.347					G3-1					3	0	1	0	0	0	1											
53 Blake Hawksworth, R										0	0	0	0	0	0	0											
43 Trevor Miller, R										0	0	0	0	0	0	0											
21 Jason LaRue, R OBP: 0.286, SLG: 0.352										1	0	0	0	0	1	0											
48 Brad Thompson, R OBP: 0.111, SLG: 0.111		SH1-4			K					2	0	0	0	0	0	0											
34 Jarrett Hoffpauir, R OBP: 0.500, SLG: 0.333										2	0	0	0	0	0	0											
27 Tyler Greene, R OBP: 0.261, SLG: 0.324					K					4	0	0	0	0	3	2											
<b>Inning Stats</b>	R: 1 E: 0 K: 1 S: 9	H: 1 LOB: 0 BB: 0 P: 11	R: 0 E: 0 K: 1 S: 10	H: 2 LOB: 2 BB: 0 P: 19	R: 0 E: 0 K: 2 S: 16	H: 1 LOB: 2 BB: 1 P: 22	R: 0 E: 0 K: 1 S: 5	H: 0 LOB: 0 BB: 0 P: 8	R: 0 E: 0 K: 1 S: 8	H: 0 LOB: 0 BB: 0 P: 12	R: 1 E: 0 K: 0 S: 9	H: 1 LOB: 1 BB: 0 P: 18	R: 0 E: 0 K: 0 S: 11	H: 2 LOB: 2 BB: 0 P: 12	R: 0 E: 0 K: 0 S: 4	H: 1 LOB: 0 BB: 0 P: 6	R: 0 E: 0 K: 1 S: 6	H: 0 LOB: 0 BB: 0 P: 11	1B: 7 2B: 0 3B: 0 HR: 1	SF: 0 SAC: 1 DP: 0 HBP: 0	WP: 0 PB: 0 SB: 0 CS: 1	PA: 36					
<b>PITCHER</b>	IP	WLS	BF	H	R	ER	SO	BB	IBB	HBP	BLK	WP	HR	S	P	ERA	WHIP										
33 Micah Owings, R ERA: 4.48	6.2	W	28	6	2	2	6	2	0	0	0	0	1	64	97	2.70	1.200										
52 Daniel Herrera, L ERA: 1.97	0.0		1	1	0	0	0	0	0	0	0	0	0	1	2	∞	∞										
40 Nick Masset, R ERA: 1.67	0.1	H	1	0	0	0	0	0	0	0	0	0	0	3	3	0.00	0.000										
53 Arthur Rhodes, L ERA: 1.88	1.0	H	3	1	0	0	0	0	0	0	0	0	0	4	6	0.00	1.000										
48 Francisco Cordero, R ERA: 1.8	1.0	S	3	0	0	0	1	0	0	0	0	0	0	6	11	0.00	0.000										

Batter	1	2	3	4	5	6	7	8	9	AB	R	H	RBI	BB	SO	LOB	BOTTOM										
21 Chris Dickerson, L OBP: 0.384, SLG: 0.401	G3		1B		L9-3		G6-3			4	0	1	0	1	1	2	<b>St. Louis Cardinals @ Cincinnati Reds</b> Great American Ball Park, Cincinnati, OH Sat Jul 04 2009, 1:10 PM EDT Att: 37,371 - Rain - 74 F <a href="http://livebaseballscorecards.com">livebaseballscorecards.com</a>										
3 Willy Taveras, R OBP: 0.288, SLG: 0.302	1B		1B							5	1	3	0	0	0	3											
19 Joey Votto, L OBP: 0.458, SLG: 0.628	1B		K							4	1	2	2	0	1	3											
4 Brandon Phillips, R OBP: 0.338, SLG: 0.465	BB				E6					3	2	1	0	1	0	0											
32 Jay Bruce, L OBP: 0.295, SLG: 0.457	FC3-2				F8					4	0	1	0	0	0	3											
28 Edwin Encarnación, R OBP: 0.260, SLG: 0.266	G1-3				K					4	0	0	0	0	2	4											
15 Jerry Hairston, R OBP: 0.308, SLG: 0.397			K							4	0	1	1	0	1	1											
55 Ramon Hernandez, R OBP: 0.333, SLG: 0.368		F8			F9					4	0	1	0	0	0	2											
33 Micah Owings, R OBP: 0.279, SLG: 0.295										3	1	1	1	0	0	0											
52 Daniel Herrera, L										0	0	0	0	0	0	0											
40 Nick Masset, R										0	0	0	0	0	0	0											
53 Arthur Rhodes, L										1	0	1	0	0	0	0											
17 Laynce Nix, L OBP: 0.302, SLG: 0.500										0	0	0	0	0	0	0											
48 Francisco Cordero, R ERA: 1.8										0	0	0	0	0	0	0											
<b>Inning Stats</b>	R: 1 E: 0 K: 0 S: 17	H: 2 LOB: 2 BB: 1 P: 26	R: 1 E: 0 K: 2 S: 14	H: 3 LOB: 0 BB: 0 P: 19	R: 1 E: 3 K: 1 S: 10	H: 1 LOB: 1 BB: 0 P: 13	R: 0 E: 0 K: 0 S: 6	H: 0 LOB: 0 BB: 1 P: 10	R: 2 E: 0 K: 1 S: 13	H: 3 LOB: 1 BB: 0 P: 15	R: 0 E: 0 K: 0 S: 6	H: 1 LOB: 1 BB: 0 P: 7	R: 0 E: 0 K: 0 S: 6	H: 0 LOB: 0 BB: 0 P: 9	R: 0 E: 0 K: 1 S: 9	H: 2 LOB: 2 BB: 0 P: 12	1B: 7 2B: 3 3B: 1 HR: 2	SF: 0 SAC: 0 DP: 1 HBP: 0	WP: 0 PB: 0 SB: 1 CS: 0	PA: 38							
<b>PITCHER</b>	IP	WLS	BF	H	R	ER	SO	BB	IBB	HBP	BLK	WP	HR	S	P	ERA	WHIP										
48 Brad Thompson, R ERA: 4.82	5.0	L	26	9	5	4	4	2	0	0	0	0	2	60	83	7.20	2.200										
53 Blake Hawksworth, R ERA: 3.6	2.1		10	3	0	0	0	0	0	0	0	0	0	17	22	0.00	1.286										
43 Trevor Miller, L ERA: 2.45	0.2		2	0	0	0	1	0	0	0	0	0	0	4	6	0.00	0.000										

AB 33  
R 2  
H 8  
RBI 1  
BB 2  
SO 7  
LOB 15



AB 36  
R 5  
H 12  
RBI 4  
BB 2  
SO 5  
LOB 18





Batter	1	2	3	4	5	6	7	8	9	AB	R	H	RBI	BB	SO	LOB	TOP			
55 Skip Schumaker, L (1,4) OBP: 0.361, SLG: 0.400 30 Jason Motte, R (8,1) 36 Denny Reyes, R (8,1) 46 Kyle McClellan, R (9,1)										4	2	3	0	1	0	0	St. Louis Cardinals @ Cincinnati Reds Great American Ball Park, Cincinnati, OH Sun Jul 05 2009, 1:10 PM EDT Att: 24,017 - Overcast - 71 F			
28 Colby Rasmus, L (1,8) OBP: 0.324, SLG: 0.466										4	2	2	2	1	0	2				
5 Albert Pujols, R (1,3) OBP: 0.460, SLG: 0.739 16 Chris Duncan, L (9,PH) OBP: 0.335, SLG: 0.380										3	2	1	0	1	0	3				
47 Ryan Ludwick, R (1,9) OBP: 0.307, SLG: 0.425										5	3	1	0	0	0	4				
24 Rick Ankiel, L (1,7) OBP: 0.286, SLG: 0.382										3	1	1	1	1	0	2				
4 Yadier Molina, R (1,2) OBP: 0.347, SLG: 0.381										5	0	2	2	0	0	2				
22 Joe Thurston, L (1,5) OBP: 0.323, SLG: 0.345										4	0	1	2	0	0	2				
29 Chris Carpenter, R (1,1) OBP: 0.150, SLG: 0.150 34 Jarrett Hoffpauir, R (8,PH) OBP: 0.667, SLG: 0.750										3	0	1	1	0	1	1				
13 Brendan Ryan, R (1,6) OBP: 0.335, SLG: 0.392										5	0	1	0	0	1	5				
<b>Inning Stats</b>	R: 2 E: 0 K: 0 S: 8	H: 2 LOB: 0 BB: 0 P: 13	R: 0 E: 0 K: 1 S: 7	H: 0 LOB: 0 BB: 0 P: 9	R: 0 E: 0 K: 0 S: 7	H: 0 LOB: 0 BB: 0 P: 7	R: 2 E: 0 K: 1 S: 13	H: 4 LOB: 2 BB: 0 P: 21	R: 4 E: 1 K: 0 S: 15	H: 3 LOB: 1 BB: 1 P: 25	R: 0 E: 0 K: 0 S: 13	H: 2 LOB: 2 BB: 1 P: 23	R: 0 E: 0 K: 0 S: 7	H: 0 LOB: 0 BB: 0 P: 19	R: 2 E: 0 K: 0 S: 14	H: 3 LOB: 2 BB: 1 P: 23		1B: 11 2B: 3 3B: 0 HR: 1	SF: 2 SH: 0 DP: 3 HBP: 0	WP: 0 PB: 1 SB: 0 CS: 0
<b>PITCHER</b>	IP WLS BF H R ER SO BB IBB HBP BLK WP HR S P ERA WHIP	IP WLS BF H R ER SO BB IBB HBP BLK WP HR S P ERA WHIP	<b>PITCHER</b>																	
61 Bronson Arroyo, R (1,1) ERA: 5.85 37 Josh Roenicke, R (6,1) ERA: 46 Carlos Fisher, R (8,1) ERA: 3.93	5.0 L 29 11 8 5 2 1 1 0 0 0 1 58 89 9.00 2.400	2.0 5 1 0 0 0 0 0 0 0 0 0 8 14 0.00 0.500	2.0 11 3 2 2 0 3 0 0 0 0 0 21 42 9.00 3.000																	

livebaseballscores.com


AB 38  
R 10  
H 15  
RBI 8  
BB 5  
SO 2  
LOB 21


Batter	1	2	3	4	5	6	7	8	9	AB	R	H	RBI	BB	SO	LOB	BOTTOM					
21 Chris Dickerson, L (1,7) OBP: 0.377, SLG: 0.392										4	0	0	0	0	1	3	St. Louis Cardinals @ Cincinnati Reds Great American Ball Park, Cincinnati, OH Sun Jul 05 2009, 1:10 PM EDT Att: 24,017 - Overcast - 71 F					
3 Willy Taveras, R (1,8) OBP: 0.288, SLG: 0.302										4	0	1	0	0	0	2						
19 Joey Votto, L (1,3) OBP: 0.454, SLG: 0.619										4	1	1	0	0	1	2						
4 Brandon Phillips, R (1,4) OBP: 0.337, SLG: 0.460										3	0	0	0	1	2	1						
32 Jay Bruce, L (1,9) OBP: 0.295, SLG: 0.462										4	0	1	1	0	1	1						
28 Edwin Encarnación, R (1,5) OBP: 0.267, SLG: 0.194										4	0	0	0	0	1	1						
15 Jerry Hairston, R (1,6) OBP: 0.313, SLG: 0.492 46 Carlos Fisher, R (8,1)										2	0	2	0	0	0	0						
29 Ryan Hanigan, R (1,2) OBP: 0.428, SLG: 0.404										2	0	1	0	1	0	1						
61 Bronson Arroyo, R (1,1) OBP: 0.154, SLG: 0.231 37 Josh Roenicke, R (6,1) 27 Drew Sutton, S (6,6) 17 Laynce Nix, L (7,PH) OBP: 0.301, SLG: 0.497										0	0	0	0	0	0	0						
<b>Inning Stats</b>	R: 0 E: 0 K: 1 S: 7	H: 0 LOB: 0 BB: 0 P: 10	R: 0 E: 0 K: 1 S: 7	H: 0 LOB: 0 BB: 0 P: 13	R: 0 E: 0 K: 0 S: 13	H: 2 LOB: 2 BB: 0 P: 20	R: 0 E: 0 K: 1 S: 12	H: 0 LOB: 1 BB: 1 P: 20	R: 0 E: 0 K: 0 S: 8	H: 1 LOB: 0 BB: 0 P: 12	R: 0 E: 0 K: 0 S: 9	H: 0 LOB: 0 BB: 0 P: 15	R: 1 E: 0 K: 1 S: 11	H: 2 LOB: 1 BB: 0 P: 14	R: 0 E: 0 K: 1 S: 15	H: 1 LOB: 2 BB: 1 P: 27		R: 0 E: 0 K: 1 S: 10	H: 0 LOB: 0 BB: 0 P: 17	1B: 5 2B: 1 3B: 1 HR: 0	SF: 0 SH: 1 DP: 2 HBP: 0	WP: 0 PB: 0 SB: 0 CS: 1
<b>PITCHER</b>	IP WLS BF H R ER SO BB IBB HBP BLK WP HR S P ERA WHIP	IP WLS BF H R ER SO BB IBB HBP BLK WP HR S P ERA WHIP	<b>PITCHER</b>																			
29 Chris Carpenter, R (1,1) ERA: 2.32 30 Jason Motte, R (8,1) ERA: 4.2 36 Denny Reyes, L (8,1) ERA: 4.22 46 Kyle McClellan, R (9,1) ERA: 2.84	7.0 W 25 4 1 0 1 1 0 0 0 0 12 22 0.00 3.000	0.2 4 1 0 0 0 0 0 0 0 0 0 3 5 0.00 0.000	0.1 1 0 0 0 0 0 0 0 0 0 0 3 5 0.00 0.000	1.0 3 0 0 0 1 0 0 0 0 0 0 10 17 0.00 0.000																		

livebaseballscores.com

AB 30  
R 1  
H 6  
RBI 1  
BB 2  
SO 7  
LOB 13



Batter	1	2	3	4	5	6	7	8	9	AB	R	H	RBI	BB	SO	LOB	TOP			
3 Willy Taveras, R OBP: 0.288, SLG: 0.301	F9		G4-3			G1-3			15 2B	4	0	1	0	0	0	0	<b>Cincinnati Reds @ Philadelphia Phillies</b> Citizens Bank Park, Philadelphia, PA Mon Jul 06 2009, 7:05 PM EDT Att: 41,548 - Partly Cloudy - 83 F  <b>AB 32</b> <b>R 1</b> <b>H 5</b> <b>RBI 1</b> <b>BB 0</b> <b>SO 5</b> <b>LOB 8</b> 			
15 Jerry Hairston, R OBP: 0.313, SLG: 0.403	F8		F7			F8			2B	4	0	1	0	0	0					
19 Joey Votto, L OBP: 0.450, SLG: 0.611	1B		F7			G4-3			F7	4	0	1	0	0	2					
4 Brandon Phillips, R OBP: 0.333, SLG: 0.455	F8									3	0	0	0	0	0	1				
37 Josh Roenicke, R										0	0	0	0	0	0	0				
7 Paul Janish, R OBP: 0.296, SLG: 0.284										1	0	0	0	0	1	2				
31 Jonny Gomes, R OBP: 0.419, SLG: 0.608										4	1	1	1	0	2	2				
55 Ramon Hernandez, R										2	0	0	0	0	0	0				
46 Carlos Fisher, R										0	0	0	0	0	0	0				
27 Drew Sutton, S										1	0	0	0	0	0	0				
32 Jay Bruce, L OBP: 0.292, SLG: 0.457										3	0	0	0	0	0	0				
28 Edwin Encarnación, R OBP: 0.270, SLG: 0.200										3	0	1	0	0	2	0				
47 Johnny Cueto, R OBP: 0.194, SLG: 0.138										0	0	0	0	0	0	0				
52 Daniel Herrera, L										1	0	0	0	0	0	0				
40 Nick Masset, R										0	0	0	0	0	0	0				
29 Ryan Hanigan, R OBP: 0.422, SLG: 0.399										2	0	0	0	0	0	1				
<b>Inning Stats</b>	R: 0 E: 0 K: 0 S: 10	H: 1 LOB: 1 BB: 0 P: 14	R: 1 E: 0 K: 1 S: 11	H: 1 LOB: 0 BB: 0 P: 17	R: 0 E: 0 K: 0 S: 6	H: 0 LOB: 0 BB: 0 P: 10	R: 0 E: 0 K: 1 S: 10	H: 0 LOB: 1 BB: 0 P: 14	R: 0 E: 0 K: 0 S: 8	H: 0 LOB: 0 BB: 0 P: 13	R: 0 E: 0 K: 0 S: 5	H: 0 LOB: 0 BB: 0 P: 8	R: 0 E: 0 K: 1 S: 7	H: 0 LOB: 2 BB: 0 P: 9	R: 0 E: 0 K: 2 S: 16	H: 2 LOB: 2 BB: 0 P: 23	1B: 3 2B: 1 3B: 0 HR: 1	SF: 0 SAC: 0 DP: 0 HBP: 0	WP: 0 PB: 0 SB: 0 CS: 0	PA: 32
<b>PITCHER</b>	IP WLS BF H R ER SO BB IBB HBP BLK WP HR S P ERA WHIP																			
35 Cole Hamels, L ERA: 4.7	(1, 1) 7.0 W 24 3 1 1 2 0 0 0 0 0 0 1 61 92 1.29 0.429																			
52 Tyler Walker, R ERA: 1.8	(8, 1) 1.0 3 0 0 0 1 0 0 0 0 0 0 7 9 0.00 0.000																			
47 Scott Eyre, L ERA: 2.4	(9, 1) 1.0 5 2 0 0 2 0 0 0 0 0 0 16 23 0.00 2.000																			

Batter	1	2	3	4	5	6	7	8	9	AB	R	H	RBI	BB	SO	LOB	BOTTOM			
11 Jimmy Rollins, S OBP: 0.276, SLG: 0.353										4	4	3	1	2	0	2	<b>Cincinnati Reds @ Philadelphia Phillies</b> Citizens Bank Park, Philadelphia, PA Mon Jul 06 2009, 7:05 PM EDT Att: 41,548 - Partly Cloudy - 83 F  <b>AB 43</b> <b>R 22</b> <b>H 21</b> <b>RBI 21</b> <b>BB 7</b> <b>SO 9</b> <b>LOB 13</b> 			
8 Shane Victorino, S OBP: 0.371, SLG: 0.468										5	5	4	4	1	0	1				
26 Chase Utley, L OBP: 0.429, SLG: 0.571										3	1	2	4	1	1	0				
4 Eric Bruntlett, R OBP: 0.215, SLG: 0.217										2	2	1	1	0	1	1				
6 Ryan Howard, L OBP: 0.325, SLG: 0.516										4	0	1	1	0	1	2				
40 John Mayberry Jr., R OBP: 0.255, SLG: 0.523										1	1	0	0	1	1	0				
28 Jayson Werth, R OBP: 0.364, SLG: 0.491										5	2	2	5	0	2	2				
19 Greg Dobbs, L OBP: 0.314, SLG: 0.490										6	2	4	2	0	0	1				
7 Pedro Feliz, R OBP: 0.340, SLG: 0.411										5	1	1	0	0	1	2				
Carlos Ruiz, R OBP: 0.339, SLG: 0.361										4	1	1	1	1	0	0				
35 Cole Hamels, L OBP: 0.167, SLG: 0.250										4	2	2	2	0	2	2				
52 Tyler Walker, R ERA: 2.62										0	0	0	0	0	0	0				
12 Matt Stairs, L OBP: 0.417, SLG: 0.466										0	1	0	0	1	0	0				
47 Scott Eyre, L										0	0	0	0	0	0	0				
<b>Inning Stats</b>	R: 10 E: 0 K: 2 S: 31	H: 6 LOB: 3 BB: 3 P: 58	R: 1 E: 0 K: 1 S: 16	H: 3 LOB: 2 BB: 0 P: 21	R: 1 E: 0 K: 0 S: 14	H: 1 LOB: 1 BB: 1 P: 22	R: 4 E: 1 K: 1 S: 18	H: 4 LOB: 2 BB: 1 P: 37	R: 0 E: 0 K: 0 S: 9	H: 1 LOB: 0 BB: 0 P: 14	R: 0 E: 0 K: 2 S: 11	H: 1 LOB: 1 BB: 0 P: 16	R: 0 E: 0 K: 2 S: 11	H: 1 LOB: 1 BB: 0 P: 14	R: 6 E: 0 K: 1 S: 17	H: 4 LOB: 2 BB: 2 P: 29	1B: 11 2B: 6 3B: 0 HR: 4	SF: 1 SAC: 0 DP: 1 HBP: 1	WP: 0 PB: 0 SB: 0 CS: 0	PA: 52
<b>PITCHER</b>	IP WLS BF H R ER SO BB IBB HBP BLK WP HR S P ERA WHIP																			
47 Johnny Cueto, R ERA: 3.45	(1, 1) 0.2 L 11 5 3 3 2 1 0 0 0 0 0 1 36 52 11.57 2.571																			
52 Daniel Herrera, L ERA: 2.43	(1, 1) 2.1 13 5 3 3 2 1 0 0 0 0 0 18 37 27.00 5.000																			
46 Carlos Fisher, R ERA: 3.54	(5, 1) 2.0 7 2 0 0 2 0 0 0 0 0 0 20 30 0.00 1.000																			
37 Josh Roenicke, R ERA:	(7, 1) 1.0 4 1 0 0 2 0 0 0 0 0 0 11 14 0.00 1.000																			
<b>PITCHER</b>	IP WLS BF H R ER SO BB IBB HBP BLK WP HR S P ERA WHIP																			
7 Paul Janish, R ERA: 49.5	(8, 1) 1.0 9 4 6 6 1 2 0 0 0 0 0 17 29 54.00 6.000																			















Batter	1	2	3	4	5	6	7	8	9	AB	R	H	RBI	BB	SO	LOB	TOP					
21 Chris Dickerson, L OBP: 0.371, SLG: 0.381										3	0	1	0	1	0	1	Cincinnati Reds @ New York Mets Citi Field, Flushing, NY Fri Jul 10 2009, 7:10 PM EDT Att: 39,203 - Clear - 71 F					
3 Willy Taveras, R OBP: 0.293, SLG: 0.292										3	0	0	0	0	1	3						
19 Joey Votto, L OBP: 0.440, SLG: 0.607										4	1	2	1	0	1	3						
4 Brandon Phillips, R OBP: 0.336, SLG: 0.483										4	1	1	0	0	0	1						
17 Lavnce Nix, L OBP: 0.299, SLG: 0.497										4	1	1	1	0	2	1						
28 Edwin Encarnación, R OBP: 0.251, SLG: 0.255										4	0	1	0	0	2	1						
15 Jerry Hairston, R OBP: 0.310, SLG: 0.396										4	0	1	0	0	0	1	AB 33 R 3 H 9 RBI 2 BB 2 SO 7 LOB 15					
29 Ryan Hanigan, R OBP: 0.424, SLG: 0.404										3	0	1	0	1	0	1	livebaseballscores.com					
61 Bronson Arroyo, R OBP: 0.167, SLG: 0.233										4	0	1	0	0	1	3						
<b>Inning Stats</b>	R: 0 E: 0 K: 1 S: 10	H: 0 LOB: 1 BB: 1 P: 19	R: 0 E: 0 K: 2 S: 11	H: 1 LOB: 1 BB: 0 P: 14	R: 0 E: 0 K: 1 S: 8	H: 1 LOB: 0 BB: 0 P: 12	R: 2 E: 0 K: 1 S: 16	H: 2 LOB: 0 BB: 0 P: 24	R: 0 E: 0 K: 0 S: 13	H: 2 LOB: 2 BB: 0 P: 18	R: 1 E: 0 K: 1 S: 9	H: 2 LOB: 2 BB: 1 P: 19	R: 0 E: 0 K: 1 S: 5	H: 0 LOB: 0 BB: 0 P: 7	R: 0 E: 0 K: 0 S: 6	H: 0 LOB: 0 BB: 0 P: 8	1B: 4 2B: 3 3B: 0 HR: 2	SF: 0 SAC: 1 DP: 0 HBP: 0	WP: 1 PB: 0 SB: 1 CS: 1	PA: 36		
<b>PITCHER</b>	IP WLS BF H R ER SO BB IBB HBP BLK WP HR S P ERA WHIP	IP WLS BF H R ER SO BB IBB HBP BLK WP HR S P ERA WHIP	IP WLS BF H R ER SO BB IBB HBP BLK WP HR S P ERA WHIP	IP WLS BF H R ER SO BB IBB HBP BLK WP HR S P ERA WHIP	IP WLS BF H R ER SO BB IBB HBP BLK WP HR S P ERA WHIP	IP WLS BF H R ER SO BB IBB HBP BLK WP HR S P ERA WHIP	IP WLS BF H R ER SO BB IBB HBP BLK WP HR S P ERA WHIP	IP WLS BF H R ER SO BB IBB HBP BLK WP HR S P ERA WHIP	IP WLS BF H R ER SO BB IBB HBP BLK WP HR S P ERA WHIP	IP WLS BF H R ER SO BB IBB HBP BLK WP HR S P ERA WHIP	IP WLS BF H R ER SO BB IBB HBP BLK WP HR S P ERA WHIP	IP WLS BF H R ER SO BB IBB HBP BLK WP HR S P ERA WHIP	IP WLS BF H R ER SO BB IBB HBP BLK WP HR S P ERA WHIP	IP WLS BF H R ER SO BB IBB HBP BLK WP HR S P ERA WHIP	IP WLS BF H R ER SO BB IBB HBP BLK WP HR S P ERA WHIP	IP WLS BF H R ER SO BB IBB HBP BLK WP HR S P ERA WHIP	IP WLS BF H R ER SO BB IBB HBP BLK WP HR S P ERA WHIP	IP WLS BF H R ER SO BB IBB HBP BLK WP HR S P ERA WHIP				
38 Fernando Nieve, R ERA: 3.03	6.0	L	27	8	3	3	6	1	1	0	0	0	0	0	0	0	1	2	67	106	4.50	1.500
25 Pedro Feliciano, L ERA: 2.5	1.0		3	1	0	0	0	0	0	0	0	0	0	0	0	0	0	0	10	15	0.00	1.000
39 Bobby Parnell, R ERA: 4.5	1.0		3	0	0	0	1	0	0	0	0	0	0	0	0	0	0	5	7	0.00	0.000	
50 Sean Green, R ERA: 4.85	1.0		3	0	0	0	0	0	0	0	0	0	0	0	0	0	0	6	8	0.00	0.000	

Batter	1	2	3	4	5	6	7	8	9	AB	R	H	RBI	BB	SO	LOB	BOTTOM					
16 Angel Pagán, S OBP: 0.396, SLG: 0.370										4	0	0	0	0	1	2	Cincinnati Reds @ New York Mets Citi Field, Flushing, NY Fri Jul 10 2009, 7:10 PM EDT Att: 39,203 - Clear - 71 F					
3 Alex Cora, L OBP: 0.337, SLG: 0.307										4	0	0	0	0	0	1						
28 Daniel Murphy, L OBP: 0.313, SLG: 0.363										4	0	2	0	0	0	0						
5 David Wright, R OBP: 0.412, SLG: 0.462										4	0	0	0	0	1	2						
18 Jeremy Reed, L OBP: 0.319, SLG: 0.352										3	0	0	0	0	0	1						
17 Fernando Tatis, R OBP: 0.316, SLG: 0.372										3	0	0	0	0	0	1						
23 Brian Schneider, L OBP: 0.319, SLG: 0.388										3	0	0	0	0	0	1	AB 31 R 0 H 4 RBI 0 BB 0 SO 5 LOB 8					
11 Argenis Reyes, S OBP: 0.167, SLG: 0.118										3	0	1	0	0	1	0						
38 Fernando Nieve, R ERA: 3.03	9.0	W	31	4	0	0	5	0	0	0	0	0	0	0	0	0	1	0	115	0.00	0.444	
6 Nick Evans, R OBP: 0.276, SLG: 0.375	0.1		1	0	0	0	0	0	0	0	0	0	0	0	0	0	0	0	0	0.00	0.000	
25 Pedro Feliciano, L ERA: 2.5	0.1		1	0	0	0	0	0	0	0	0	0	0	0	0	0	0	0	0	0.00	0.000	
39 Bobby Parnell, R ERA: 4.5	0.1		1	0	0	0	0	0	0	0	0	0	0	0	0	0	0	0	0	0.00	0.000	
10 Gary Sheffield, R OBP: 0.357, SLG: 0.468	0.1		1	0	0	0	0	0	0	0	0	0	0	0	0	0	0	0	0	0.00	0.000	
50 Sean Green, R ERA: 4.85	0.1		1	0	0	0	0	0	0	0	0	0	0	0	0	0	0	0	0	0.00	0.000	
<b>Inning Stats</b>	R: 0 E: 0 K: 0 S: 4	H: 0 LOB: 0 BB: 0 P: 8	R: 0 E: 0 K: 0 S: 8	H: 0 LOB: 0 BB: 0 P: 13	R: 0 E: 0 K: 1 S: 13	H: 1 LOB: 1 BB: 0 P: 20	R: 0 E: 0 K: 0 S: 8	H: 0 LOB: 0 BB: 0 P: 14	R: 0 E: 0 K: 0 S: 7	H: 0 LOB: 0 BB: 0 P: 11	R: 0 E: 0 K: 2 S: 9	H: 1 LOB: 1 BB: 0 P: 12	R: 0 E: 0 K: 0 S: 10	H: 1 LOB: 1 BB: 0 P: 13	R: 0 E: 0 K: 0 S: 6	H: 0 LOB: 0 BB: 0 P: 10	R: 0 E: 0 K: 1 S: 10	H: 1 LOB: 1 BB: 0 P: 14	1B: 4 2B: 0 3B: 0 HR: 0	SF: 0 SAC: 0 DP: 0 HBP: 0	WP: 0 PB: 0 SB: 0 CS: 0	PA: 31
<b>PITCHER</b>	IP WLS BF H R ER SO BB IBB HBP BLK WP HR S P ERA WHIP	IP WLS BF H R ER SO BB IBB HBP BLK WP HR S P ERA WHIP	IP WLS BF H R ER SO BB IBB HBP BLK WP HR S P ERA WHIP	IP WLS BF H R ER SO BB IBB HBP BLK WP HR S P ERA WHIP	IP WLS BF H R ER SO BB IBB HBP BLK WP HR S P ERA WHIP	IP WLS BF H R ER SO BB IBB HBP BLK WP HR S P ERA WHIP	IP WLS BF H R ER SO BB IBB HBP BLK WP HR S P ERA WHIP	IP WLS BF H R ER SO BB IBB HBP BLK WP HR S P ERA WHIP	IP WLS BF H R ER SO BB IBB HBP BLK WP HR S P ERA WHIP	IP WLS BF H R ER SO BB IBB HBP BLK WP HR S P ERA WHIP	IP WLS BF H R ER SO BB IBB HBP BLK WP HR S P ERA WHIP	IP WLS BF H R ER SO BB IBB HBP BLK WP HR S P ERA WHIP	IP WLS BF H R ER SO BB IBB HBP BLK WP HR S P ERA WHIP	IP WLS BF H R ER SO BB IBB HBP BLK WP HR S P ERA WHIP	IP WLS BF H R ER SO BB IBB HBP BLK WP HR S P ERA WHIP	IP WLS BF H R ER SO BB IBB HBP BLK WP HR S P ERA WHIP	IP WLS BF H R ER SO BB IBB HBP BLK WP HR S P ERA WHIP	IP WLS BF H R ER SO BB IBB HBP BLK WP HR S P ERA WHIP				
61 Bronson Arroyo, R ERA: 5.38	9.0	W	31	4	0	0	5	0	0	0	0	0	0	0	0	0	0	0	115	0.00	0.444	






Batter	1	2	3	4	5	6	7	8	9	AB	R	H	RBI	BB	SO	LOB	TOP	
3 Willy Taveras, R OBP: 0.282, SLG: 0.292	F9		G1-3		P6			G1-6-3		4	0	1	0	0	0	0		
32 Jay Bruce, L OBP: 0.283, SLG: 0.441	K					F7		G1-6-3		1	0	0	0	0	1	0		
21 Chris Dickerson, L OBP: 0.371, SLG: 0.385										3	0	1	0	0	0	1		
19 Joey Votto, L OBP: 0.437, SLG: 0.600			F7			G6-3		K		4	0	1	0	0	1	1		
4 Brandon Phillips, R OBP: 0.335, SLG: 0.480					F8					4	0	1	0	0	1	0		
55 Ramon Hernandez, R OBP: 0.330, SLG: 0.361					F9					4	0	1	0	0	0	2		
28 Edwin Encarnación, R OBP: 0.259, SLG: 0.365			F7							3	0	1	0	1	0	1		
31 Jonny Gomes, R OBP: 0.394, SLG: 0.551										3	0	0	0	1	1	2		
15 Jerry Hairston, R OBP: 0.307, SLG: 0.392			L8							3	0	0	0	0	0	2		
47 Johnny Cueto, R OBP: 0.182, SLG: 0.129										2	0	0	0	0	2	0		
37 Josh Roenicke, R OBP: 0.261, SLG: 0.568										0	0	0	0	0	0	0		
33 Micah Owings, R OBP: 0.261, SLG: 0.568										1	0	0	0	0	0	2		
46 Carlos Fisher, R										0	0	0	0	0	0	0		
<b>Inning Stats</b>	R: 0 H: 2 E: 0 K: 1 S: 15	WLS: 2 BF: 27 LOB: 2 P: 20	R: 0 H: 0 E: 0 K: 1 S: 13	H: 0 R: 0 ER: 0 SO: 5 LOB: 0 P: 19	R: 0 H: 1 E: 0 K: 1 S: 14	H: 1 R: 0 ER: 0 SO: 5 LOB: 1 P: 18	R: 0 H: 1 E: 0 K: 0 S: 5	H: 1 R: 0 ER: 0 SO: 5 LOB: 0 P: 8	R: 0 H: 0 E: 0 K: 1 S: 9	H: 0 R: 0 ER: 0 SO: 7 LOB: 0 P: 14	R: 0 H: 1 E: 0 K: 1 S: 12	H: 1 R: 0 ER: 0 SO: 21 LOB: 2 P: 21	R: 0 H: 1 E: 0 K: 1 S: 5	H: 0 R: 0 ER: 0 SO: 7 LOB: 1 P: 12	1B: 4 2B: 2 3B: 0 HR: 0	SF: 0 SAC: 0 DP: 1 HBP: 0	WP: 0 PB: 0 CS: 0	PA: 34
<b>PITCHER</b>	IP: 7.0 WLS: 1 ERA: 3.09 ERA: 2.52 ERA: 1.73	WLS: 2 BF: 27 LOB: 2 P: 20	IP: 7.0 WLS: 1 ERA: 3.09 ERA: 2.52 ERA: 1.73	H: 0 R: 0 ER: 0 SO: 5 LOB: 0 P: 19	H: 1 R: 0 ER: 0 SO: 5 LOB: 1 P: 18	H: 1 R: 0 ER: 0 SO: 5 LOB: 0 P: 8	H: 0 R: 0 ER: 0 SO: 7 LOB: 0 P: 14	H: 1 R: 0 ER: 0 SO: 21 LOB: 2 P: 21	H: 1 R: 0 ER: 0 SO: 7 LOB: 1 P: 12	IP: 7.0 WLS: 1 ERA: 3.09 ERA: 2.52 ERA: 1.73	WLS: 2 BF: 27 LOB: 2 P: 20	H: 0 R: 0 ER: 0 SO: 7 LOB: 1 P: 12	H: 0 R: 0 ER: 0 SO: 7 LOB: 1 P: 12	H: 0 R: 0 ER: 0 SO: 7 LOB: 1 P: 12	1B: 4 2B: 2 3B: 0 HR: 0	SF: 0 SAC: 0 DP: 1 HBP: 0	WP: 0 PB: 0 CS: 0	PA: 34

**Cincinnati Reds @ New York Mets**  
Citi Field, Flushing, NY  
Sat Jul 11 2009, 7:10 PM EDT  
Att: 39,396 - Cloudy - 71 F


AB 32  
R 0  
H 6  
RBI 0  
BB 2  
SO 6  
LOB 11



Batter	1	2	3	4	5	6	7	8	9	AB	R	H	RBI	BB	SO	LOB	BOTTOM	
16 Angel Pagán, S OBP: 0.404, SLG: 0.420				F7		FC6-4		CS		4	2	2	0	0	0	1		
1 Luis Castillo, S OBP: 0.379, SLG: 0.331										3	1	1	1	1	0	1		
5 David Wright, R OBP: 0.410, SLG: 0.460										4	1	1	0	0	1	2		
10 Gary Sheffield, R OBP: 0.385, SLG: 0.480										4	0	1	0	0	0	4		
25 Pedro Feliciano, L OBP: 0.379, SLG: 0.331										0	0	0	0	0	0	0		
75 Francisco Rodríguez, R OBP: 0.410, SLG: 0.460										0	0	0	0	0	0	0		
12 Jeff Francoeur, R OBP: 0.284, SLG: 0.354										4	0	2	2	0	1	2		
28 Daniel Murphy, L OBP: 0.312, SLG: 0.359										3	0	0	0	1	1	2		
9 Omir Santos, R OBP: 0.301, SLG: 0.412										4	0	3	1	0	0	0		
3 Alex Cora, L OBP: 0.330, SLG: 0.301										4	0	0	0	0	1	6		
57 Johan Santana, L OBP: 0.172, SLG: 0.148										2	0	0	0	1	1	4		
18 Jeremy Reed, L OBP: 0.326, SLG: 0.360										1	0	1	0	0	0	0		
<b>Inning Stats</b>	R: 3 H: 4 E: 0 K: 1 S: 24	WLS: 4 BF: 26 LOB: 3 P: 40	R: 1 H: 2 E: 0 K: 1 S: 11	H: 2 R: 4 ER: 4 SO: 4 LOB: 1 P: 18	R: 0 H: 1 E: 0 K: 1 S: 8	H: 1 R: 0 ER: 0 SO: 5 LOB: 0 P: 14	R: 0 H: 0 E: 0 K: 0 S: 5	H: 0 R: 0 ER: 0 SO: 6 LOB: 0 P: 9	R: 0 H: 2 E: 0 K: 1 S: 14	H: 2 R: 0 ER: 0 SO: 7 LOB: 0 P: 20	R: 0 H: 0 E: 0 K: 1 S: 12	H: 1 R: 0 ER: 0 SO: 15 LOB: 1 P: 15	R: 0 H: 1 E: 0 K: 0 S: 8	H: 0 R: 0 ER: 0 SO: 14 LOB: 0 P: 14	1B: 10 2B: 0 3B: 1 HR: 0	SF: 0 SAC: 0 DP: 0 HBP: 0	WP: 0 PB: 0 CS: 2	PA: 37
<b>PITCHER</b>	IP: 5.0 WLS: 1 ERA: 3.62	WLS: 4 BF: 26 LOB: 3 P: 40	IP: 5.0 WLS: 1 ERA: 3.62	H: 2 R: 4 ER: 4 SO: 4 LOB: 1 P: 18	H: 1 R: 0 ER: 0 SO: 5 LOB: 0 P: 14	H: 1 R: 0 ER: 0 SO: 6 LOB: 0 P: 9	H: 0 R: 0 ER: 0 SO: 7 LOB: 0 P: 20	H: 2 R: 0 ER: 0 SO: 7 LOB: 0 P: 20	H: 1 R: 0 ER: 0 SO: 15 LOB: 1 P: 15	H: 2 R: 0 ER: 0 SO: 7 LOB: 0 P: 20	H: 0 R: 0 ER: 0 SO: 15 LOB: 1 P: 15	H: 1 R: 0 ER: 0 SO: 14 LOB: 0 P: 14	H: 0 R: 0 ER: 0 SO: 14 LOB: 0 P: 14	H: 0 R: 0 ER: 0 SO: 14 LOB: 0 P: 14	1B: 10 2B: 0 3B: 1 HR: 0	SF: 0 SAC: 0 DP: 0 HBP: 0	WP: 0 PB: 0 CS: 2	PA: 37

**Cincinnati Reds @ New York Mets**  
Citi Field, Flushing, NY  
Sat Jul 11 2009, 7:10 PM EDT  
Att: 39,396 - Cloudy - 71 F

AB 33  
R 4  
H 11  
RBI 4  
BB 3  
SO 5  
LOB 22









Batter	1	2	3	4	5	6	7	8	9	AB	R	H	RBI	BB	SO	LOB	TOP							
18 Jason Kendall, R OBP: 0.327, SLG: 0.279										4	1	2	1	0	0	1	<b>Milwaukee Brewers @ Cincinnati Reds</b> Great American Ball Park, Cincinnati, OH Thu Jul 16 2009, 7:10 PM EDT Att: 23,579 - Partly Cloudy - 84 F							
30 Craig Counsell, L OBP: 0.347, SLG: 0.393										5	1	0	0	0	1	6								
8 Ryan Braun, R OBP: 0.391, SLG: 0.527										4	1	1	0	1	0	4								
28 Prince Fielder, L OBP: 0.444, SLG: 0.621										3	2	1	3	2	1	1								
14 Casey McGehee, R OBP: 0.381, SLG: 0.530										5	1	1	0	0	2	3								
25 Mike Cameron, R OBP: 0.393, SLG: 0.473										5	1	2	1	0	2	2								
1 Corey Hart, R OBP: 0.326, SLG: 0.422										4	1	2	0	1	0	1								
7 J.J. Hardy, R OBP: 0.304, SLG: 0.381										4	1	2	3	0	0	2								
41 Braden Looper, R OBP: 0.229, SLG: 0.182										3	0	3	1	0	0	0								
45 Mark DiFelice, R										1	0	0	0	0	1	2								
73 Seth McClung, L										0	0	0	0	0	0	0								
60 Todd Coffey, R										0	0	0	0	0	0	0								
51 Trevor Hoffman, R										0	0	0	0	0	0	0								
<b>Inning Stats</b>	R: 0 E: 0 K: 0 S: 6	H: 0 LOB: 0 BB: 0 P: 10	R: 0 E: 0 K: 1 S: 10	H: 0 LOB: 2 BB: 2 P: 22	R: 3 E: 0 K: 1 S: 16	H: 3 LOB: 0 BB: 0 P: 23	R: 0 E: 0 K: 0 S: 5	H: 0 LOB: 0 BB: 0 P: 10	R: 0 E: 0 K: 0 S: 11	H: 1 LOB: 0 BB: 0 P: 17	R: 5 E: 1 K: 1 S: 22	H: 5 LOB: 2 BB: 2 P: 33	R: 1 E: 0 K: 3 S: 17	H: 3 LOB: 2 BB: 0 P: 21	R: 0 E: 0 K: 1 S: 11	H: 1 LOB: 0 BB: 0 P: 14	R: 0 E: 0 K: 0 S: 6	H: 1 LOB: 0 BB: 0 P: 13	1B: 12 2B: 1 3B: 0 HR: 1	SF: 0 SAC: 0 DP: 2 HBP: 1	WP: 0 PB: 0 SB: 1 CS: 1	PA: 44		
<b>PITCHER</b>	IP WLS BF H R ER SO BB IBB HBP BLK WP HR S P ERA WHIP	5.1 L 25 6 7 7 3 4 0 1 0 0 0 1 58 101 11.81 1.875	0.2 5 3 1 0 0 0 0 0 0 0 0 0 12 14 0.00 4.500	2.0 10 4 1 1 4 0 0 0 0 0 0 0 28 35 4.50 2.000	1.0 3 1 0 0 0 0 0 0 0 0 0 0 6 13 0.00 1.000																			

Batter	1	2	3	4	5	6	7	8	9	AB	R	H	RBI	BB	SO	LOB	BOTTOM						
3 Willy Taveras, R OBP: 0.286, SLG: 0.296										5	0	1	0	0	0	2	<b>Milwaukee Brewers @ Cincinnati Reds</b> Great American Ball Park, Cincinnati, OH Thu Jul 16 2009, 7:10 PM EDT Att: 23,579 - Partly Cloudy - 84 F						
15 Jerry Hairston, R OBP: 0.307, SLG: 0.391										4	1	2	0	1	0	1							
19 Joey Volto, L OBP: 0.432, SLG: 0.604										5	1	2	2	0	1	2							
4 Brandon Phillips, R OBP: 0.337, SLG: 0.475										4	0	1	0	1	0	3							
55 Ramon Hernandez, R OBP: 0.330, SLG: 0.355										4	0	0	0	1	1	3							
17 Laynce Nix, L OBP: 0.300, SLG: 0.484										4	2	1	0	1	2	2							
31 Jonny Gomes, R OBP: 0.404, SLG: 0.543										2	1	0	0	2	2	1							
28 Edwin Encarnación, R OBP: 0.322, SLG: 0.351										3	1	3	4	1	0	0							
34 Homer Bailey, R										2	0	0	0	0	1	1							
40 Nick Masset, R										0	0	0	0	0	0	0							
23 Adam Rosales, R										0	0	0	0	0	0	2							
37 Josh Roenicke, R										0	0	0	0	0	0	0							
7 Paul Janish, R										1	0	0	0	0	0	0							
60 Robert Manuel, R										0	0	0	0	0	0	0							
<b>Inning Stats</b>	R: 0 E: 0 K: 0 S: 5	H: 1 LOB: 1 BB: 1 P: 11	R: 0 E: 0 K: 2 S: 9	H: 1 LOB: 1 BB: 1 P: 18	R: 2 E: 0 K: 1 S: 10	H: 2 LOB: 1 BB: 1 P: 21	R: 0 E: 0 K: 0 S: 8	H: 0 LOB: 1 BB: 1 P: 14	R: 0 E: 0 K: 0 S: 13	H: 1 LOB: 1 BB: 0 P: 19	R: 1 E: 0 K: 0 S: 22	H: 2 LOB: 2 BB: 1 P: 31	R: 0 E: 0 K: 2 S: 9	H: 1 LOB: 0 BB: 0 P: 14	R: 3 E: 0 K: 0 S: 17	H: 1 LOB: 0 BB: 2 P: 29	R: 0 E: 0 K: 1 S: 9	H: 1 LOB: 0 BB: 0 P: 11	1B: 7 2B: 1 3B: 0 HR: 2	SF: 0 SAC: 0 DP: 0 HBP: 0	WP: 1 PB: 0 SB: 1 CS: 0	PA: 42	
<b>PITCHER</b>	IP WLS BF H R ER SO BB IBB HBP BLK WP HR S P ERA WHIP	5.1 W 26 7 3 3 4 5 0 0 0 0 0 0 0 14 19 0.00 0.600	1.2 6 1 0 0 2 0 0 0 0 0 0 0 14 19 0.00 0.600	0.1 4 1 3 3 0 2 0 0 0 0 0 0 1 11 21 81.00 9.000	0.2 H 2 0 0 0 0 0 0 0 0 0 0 0 6 8 0.00 0.000	1.0 S 4 1 0 0 1 0 0 0 0 0 0 0 9 11 0.00 1.000																	

AB 38  
R 9  
H 14  
RBI 9  
BB 4  
SO 7  
LOB 22



AB 35  
R 6  
H 10  
RBI 6  
SO 7  
LOB 17









Batter	1	2	3	4	5	6	7	8	9	AB	R	H	RBI	BB	SO	LOB	TOP										
30 Craig Counsell, L (1,4) OBP: 0.349, SLG: 0.410										5	1	2	1	0	1	0	<b>Milwaukee Brewers @ Cincinnati Reds</b> Great American Ball Park, Cincinnati, OH Sat Jul 18 2009, 7:10 PM EDT Att: 40,524 - Cloudy - 69 F										
25 Mike Cameron, R (1,8) OBP: 0.372, SLG: 0.475										4	1	2	0	0	1	0											
14 Casey McGehee, R (1,5) OBP: 0.376, SLG: 0.519 60 Todd Coffey, R (7,1) 45 Mark DiFelice, R (9,1)										4	1	1	0	0	2	2											
28 Prince Fielder, L (1,3) OBP: 0.438, SLG: 0.607									4	1	0	0	0	1	3												
1 Corey Hart, R (1,9) OBP: 0.330, SLG: 0.425									4	0	2	1	0	0	0												
27 Frank Catalanotto, L (1,7) OBP: 0.394, SLG: 0.380 22 Jody Gerut, L (8,7) OBP: 0.224, SLG: 0.307									3	0	0	1	0	0	1												
7 J.J. Hardy, R (1,6) OBP: 0.300, SLG: 0.384									4	1	1	1	0	1	2												
11 Mike Rivera, R (1,2) OBP: 0.310, SLG: 0.314									2	0	0	0	2	1	0												
26 Manny Parra, L (1,1) OBP: 0.154, SLG: 0.130 2 Bill Hall, R (7,5) OBP: 0.258, SLG: 0.333									3	0	0	0	0	3	4												
<b>Inning Stats</b>	R: 0 E: 0 K: 1 S: 8	H: 0 LOB: 0 BB: 0 P: 12	R: 0 E: 0 K: 0 S: 6	H: 0 LOB: 0 BB: 0 P: 10	R: 0 E: 0 K: 1 S: 9	H: 0 LOB: 0 BB: 0 P: 15	R: 4 E: 1 K: 2 S: 20	H: 4 LOB: 2 BB: 1 P: 32	R: 0 E: 0 K: 1 S: 8	H: 1 LOB: 2 BB: 1 P: 16	R: 0 E: 0 K: 1 S: 9	H: 0 LOB: 0 BB: 0 P: 10	R: 0 E: 0 K: 1 S: 8	H: 0 LOB: 0 BB: 0 P: 11	R: 1 E: 0 K: 3 S: 11	H: 1 LOB: 0 BB: 0 P: 17		1B: 3 2B: 3 3B: 0 HR: 2	SF: 1 SAC: 0 DP: 1 HBP: 0	WP: 0 PB: 0 SB: 1 CS: 0	PA: 37						
<b>PITCHER</b>	IP	WLS	BF	H	R	ER	SO	BB	IBB	HBP	BLK	WP	HR	S	P	ERA	WHIP										
39 Aaron Harang, R (1,1) ERA: 4.17	7.0	L	30	7	4	3	7	0	2	0	0	0	1	68	107	3.86	1.000										
52 Daniel Herrera, L (8,1) ERA: 2.7	1.0		3	0	0	0	1	0	0	0	0	0	0	8	11	0.00	0.000										
40 Nick Masset, R (9,1) ERA: 2.43	1.0		4	1	1	1	3	0	0	0	0	0	1	11	17	9.00	1.000										

Batter	1	2	3	4	5	6	7	8	9	AB	R	H	RBI	BB	SO	LOB	BOTTOM										
3 Willy Taveras, R (1,8) OBP: 0.288, SLG: 0.297										4	0	2	0	0	1	1	<b>Milwaukee Brewers @ Cincinnati Reds</b> Great American Ball Park, Cincinnati, OH Sat Jul 18 2009, 7:10 PM EDT Att: 40,524 - Cloudy - 69 F										
15 Jerry Hairston, R (1,7) OBP: 0.309, SLG: 0.386										3	0	1	0	1	0	1											
19 Joey Volto, L (1,3) OBP: 0.430, SLG: 0.590										3	0	0	0	1	2	4											
4 Brandon Phillips, R (1,4) OBP: 0.332, SLG: 0.466										4	0	0	0	0	2	5											
28 Edwin Encarnación, R (1,5) OBP: 0.341, SLG: 0.394										3	0	0	0	1	1	2											
31 Jonny Gomes, R (1,9) OBP: 0.398, SLG: 0.531										4	0	1	0	0	1	1											
29 Ryan Hanigan, R (1,2) OBP: 0.420, SLG: 0.396										4	0	0	0	0	2	2											
23 Adam Rosales, R (1,6) OBP: 0.290, SLG: 0.304										4	1	2	0	0	1	2											
39 Aaron Harang, R (1,1) OBP: 0.167, SLG: 0.171 21 Chris Dickerson, L (7,PH) OBP: 0.366, SLG: 0.377 52 Daniel Herrera, L (8,1) 40 Nick Masset, R (9,1) 17 Laynce Nix, L (9,PH) OBP: 0.302, SLG: 0.482										1	0	0	0	0	0	1											
<b>Inning Stats</b>	R: 0 E: 0 K: 2 S: 20	H: 1 LOB: 2 BB: 1 P: 31	R: 0 E: 0 K: 1 S: 13	H: 1 LOB: 1 BB: 0 P: 21	R: 0 E: 0 K: 0 S: 8	H: 1 LOB: 1 BB: 1 P: 16	R: 0 E: 0 K: 0 S: 7	H: 0 LOB: 0 BB: 0 P: 11	R: 1 E: 1 K: 2 S: 17	H: 2 LOB: 2 BB: 0 P: 25	R: 0 E: 0 K: 1 S: 12	H: 0 LOB: 0 BB: 1 P: 20	R: 0 E: 0 K: 2 S: 9	H: 0 LOB: 0 BB: 0 P: 11	R: 0 E: 0 K: 1 S: 7	H: 0 LOB: 0 BB: 0 P: 11		R: 0 E: 0 K: 3 S: 12	H: 1 LOB: 1 BB: 0 P: 19	1B: 4 2B: 2 3B: 0 HR: 0	SF: 0 SAC: 1 DP: 0 HBP: 0	WP: 0 PB: 0 SB: 0 CS: 1	PA: 36				
<b>PITCHER</b>	IP	WLS	BF	H	R	ER	SO	BB	IBB	HBP	BLK	WP	HR	S	P	ERA	WHIP										
26 Manny Parra, L (1,1) ERA: 6.37	6.0		26	5	1	1	6	3	0	0	0	0	0	77	124	1.50	1.333										
60 Todd Coffey, R (7,1) ERA: 2.64	2.0	H	6	0	0	0	3	0	0	0	0	0	0	16	22	0.00	0.000										
45 Mark DiFelice, R (9,1) ERA: 1.7	1.0		4	1	0	0	3	0	0	0	0	0	0	12	19	0.00	1.000										

AB	34
R	5
H	8
RBI	4
BB	2
SO	11
LOB	12



AB	32
R	1
H	6
RBI	0
BB	3
SO	12
LOB	20









Batter	1	2	3	4	5	6	7	8	9	AB	R	H	RBI	BB	SO	LOB	TOP					
3 Willy Taveras, R OBP: 0.291, SLG: 0.304										5	1	1	0	0	0	3	<p>Cincinnati Reds @ Los Angeles Dodgers Dodger Stadium, Los Angeles, CA Mon Jul 20 2009, 7:10 PM PDT Att: 48,110 - Clear - 79 F</p> <p>livebaseballscores.com</p>					
15 Jerry Hairston, R OBP: 0.307, SLG: 0.388										4	1	1	1	0	1	1						
19 Joey Votto, L OBP: 0.433, SLG: 0.584										3	2	1	0	1	0	0						
4 Brandon Phillips, R OBP: 0.336, SLG: 0.467										4	1	3	1	0	0	0						
17 Lavnce Nix, L OBP: 0.295, SLG: 0.470										4	0	0	0	0	0	2						
28 Edwin Encarnación, R OBP: 0.351, SLG: 0.380										2	0	0	0	2	0	1						
21 Chris Dickerson, L OBP: 0.366, SLG: 0.373										2	0	0	0	1	0	1						
46 Carlos Fisher, R OBP: 0.245, SLG: 0.532										0	0	0	0	0	0	0						
27 Drew Sutton, S OBP: 0.295, SLG: 0.470										1	0	0	0	0	1	0						
52 Daniel Herrera, L OBP: 0.295, SLG: 0.549										0	0	0	0	0	0	0						
29 Ryan Hanigan, R OBP: 0.412, SLG: 0.385										3	0	0	0	0	1	2						
33 Micah Owings, R OBP: 0.245, SLG: 0.532										2	0	0	0	0	1	3						
31 Jonny Gomes, R OBP: 0.395, SLG: 0.549										2	0	0	0	0	1	0						
<b>Inning Stats</b>	R: 3 E: 0 K: 0 S: 22	H: 4 LOB: 1 BB: 1 P: 36	R: 0 E: 0 K: 1 S: 10	H: 0 LOB: 0 BB: 0 P: 15	R: 0 E: 0 K: 0 S: 4	H: 0 LOB: 0 BB: 0 P: 5	R: 0 E: 0 K: 1 S: 11	H: 0 LOB: 2 BB: 2 P: 23	R: 0 E: 0 K: 0 S: 9	H: 1 LOB: 1 BB: 0 P: 12	R: 0 E: 0 K: 0 S: 4	H: 0 LOB: 0 BB: 0 P: 8	R: 0 E: 0 K: 1 S: 8	H: 0 LOB: 0 BB: 0 P: 10	R: 2 E: 1 K: 1 S: 9	H: 1 LOB: 0 BB: 1 P: 20	R: 0 E: 0 K: 1 S: 6	H: 0 LOB: 0 BB: 0 P: 8	1B: 4 2B: 1 3B: 1 HR: 0	SF: 0 SAC: 0 DP: 1 HBP: 1	WP: 0 PB: 0 SB: 2 CS: 0	PA: 37
<b>PITCHER</b>	IP WLS BF H R ER SO BB IBB HBP BLK WP HR S P ERA WHIP																					
29 Jason Schmidt, R ERA: 5.4	(1, 1) 5.0 W 23 5 3 3 2 3 0 1 0 0 0 0 56 91 5.40 1.600																					
31 James McDonald, R ERA: 4.99	(6, 1) 2.0 0 8 1 2 0 1 1 0 0 0 0 0 15 28 0.00 1.000																					
38 Ramon Troncoso, R ERA: 1.67	(8, 1) 1.0 H 3 0 0 0 1 0 0 0 0 0 0 0 6 10 0.00 0.000																					
51 Jonathan Broxton, R ERA: 2.89	(9, 1) 1.0 S 3 0 0 0 1 0 0 0 0 0 0 0 6 8 0.00 0.000																					

Batter	1	2	3	4	5	6	7	8	9	AB	R	H	RBI	BB	SO	LOB	BOTTOM			
15 Rafael Furcal, S OBP: 0.324, SLG: 0.342										5	1	1	0	0	1	2	<p>Cincinnati Reds @ Los Angeles Dodgers Dodger Stadium, Los Angeles, CA Mon Jul 20 2009, 7:10 PM PDT Att: 48,110 - Clear - 79 F</p> <p>livebaseballscores.com</p>			
55 Russell Martin, R OBP: 0.378, SLG: 0.319										3	2	3	0	1	0	0				
99 Manny Ramirez, R OBP: 0.466, SLG: 0.640										4	1	2	2	0	1	3				
16 Andre Ethier, L OBP: 0.340, SLG: 0.484										4	2	2	2	0	1	2				
23 Casey Blake, R OBP: 0.363, SLG: 0.475										4	1	2	2	0	1	2				
7 James Loney, L OBP: 0.350, SLG: 0.394										2	0	1	1	2	0	1				
27 Matt Kemp, R OBP: 0.386, SLG: 0.499										3	0	1	0	0	1	1				
14 Juan Castro, R OBP: 0.373, SLG: 0.408										4	0	0	0	0	1	5				
29 Jason Schmidt, R ERA: 5.4	(1, 1) 5.0 W 23 5 3 3 2 3 0 1 0 0 0 0 56 91 5.40 1.600																			
31 James McDonald, L ERA: 2.84	(6, 1) 2.0 0 8 1 2 0 1 1 0 0 0 0 0 15 28 0.00 1.000																			
5 Mark Loretta, R OBP: 0.333, SLG: 0.283	(8, PH) 1.0 5 1 0 0 1 0 0 0 0 0 0 0 6 13 0.00 2.000																			
51 Jonathan Broxton, R ERA: 2.63	(9, 1) 1.0 S 3 0 0 0 1 0 0 0 0 0 0 0 6 8 0.00 0.000																			
<b>Inning Stats</b>	R: 4 E: 0 K: 1 S: 20	H: 5 LOB: 1 BB: 0 P: 29	R: 2 E: 0 K: 0 S: 9	H: 2 LOB: 0 BB: 0 P: 17	R: 0 E: 0 K: 0 S: 10	H: 0 LOB: 1 BB: 1 P: 20	R: 0 E: 0 K: 0 S: 6	H: 0 LOB: 0 BB: 1 P: 15	R: 1 E: 0 K: 1 S: 10	H: 2 LOB: 0 BB: 0 P: 15	R: 0 E: 0 K: 1 S: 6	H: 0 LOB: 0 BB: 0 P: 7	R: 0 E: 0 K: 2 S: 10	H: 2 LOB: 2 BB: 0 P: 19	R: 0 E: 0 K: 1 S: 13	H: 1 LOB: 2 BB: 1 P: 18	1B: 7 2B: 4 3B: 0 HR: 2	SF: 0 SAC: 0 DP: 1 HBP: 1	WP: 0 PB: 0 SB: 0 CS: 3	PA: 38
<b>PITCHER</b>	IP WLS BF H R ER SO BB IBB HBP BLK WP HR S P ERA WHIP																			
33 Micah Owings, R ERA: 5.33	(1, 1) 5.0 L 25 9 7 7 2 2 0 1 0 0 0 0 0 2 55 96 12.60 2.200																			
46 Carlos Fisher, R ERA: 2.84	(6, 1) 2.0 7 2 0 0 3 0 0 0 0 0 0 0 16 26 0.00 1.000																			
52 Daniel Herrera, L ERA: 2.63	(8, 1) 1.0 5 1 0 0 1 0 0 0 0 0 0 0 13 18 0.00 2.000																			

Cincinnati Reds @ Los Angeles Dodgers  
Dodger Stadium, Los Angeles, CA  
Mon Jul 20 2009, 7:10 PM PDT  
Att: 48,110 - Clear - 79 F

AB 32  
R 5  
H 6  
RBI 2  
BB 4  
SO 5  
LOB 13



Cincinnati Reds @ Los Angeles Dodgers  
Dodger Stadium, Los Angeles, CA  
Mon Jul 20 2009, 7:10 PM PDT  
Att: 48,110 - Clear - 79 F

AB 33  
R 7  
H 12  
RBI 7  
BB 3  
SO 6  
LOB 20





Batter	1	2	3	4	5	6	7	8	9	AB	R	H	RBI	BB	SO	LOB	TOP					
3 Willy Taveras, R OBP: 0.287, SLG: 0.300 53 Arthur Rhodes, L (8.1)	G6-3		K			G6-3		K		4	0	0	0	0	2	1						
15 Jerry Hairston, R OBP: 0.304, SLG: 0.384 52 Daniel Herrera, L (6.1)	F7		L4			P3		G3		3	0	0	0	0	0	0						
25 David Weathers, R (7.1)										0	0	0	0	0	0	0						
21 Chris Dickerson, L OBP: 0.367, SLG: 0.371 (8.8)										0	0	0	0	0	0	0						
19 Joey Votto, L OBP: 0.430, SLG: 0.592 (1.3)	K		F7			F7				4	1	1	1	0	1	0						
31 Jonny Gomes, R OBP: 0.398, SLG: 0.571 (1.7)		HR								3	1	1	1	0	0	0						
28 Edwin Encarnación, R OBP: 0.348, SLG: 0.375 (1.5)		HR				FC4-6				4	0	1	0	0	1	1						
29 Ryan Hanigan, R OBP: 0.408, SLG: 0.380 30 Craig Tatum, R (7.7)		1B								2	0	0	0	0	0	2						
23 Adam Rosales, R OBP: 0.291, SLG: 0.304 (1.4)										2	0	0	0	0	0	0						
7 Paul Janish, R OBP: 0.308, SLG: 0.272 (1.6)										2	0	0	0	1	0	1						
34 Homer Bailey, R (1.1)										1	0	0	0	0	0	2						
51 Jared Burton, R (3.1)										1	0	0	0	0	1	0						
27 Drew Sutton, S OBP: 0.143, SLG: 0.286 (6.9)										1	0	1	1	0	0	0						
<b>Inning Stats</b>	R: 0 E: 0 K: 1 S: 9	H: 0 LOB: 0 BB: 0 P: 12	R: 1 E: 0 K: 0 S: 15	H: 2 LOB: 2 BB: 1 P: 25	R: 0 E: 0 K: 1 S: 8	H: 0 LOB: 0 BB: 0 P: 12	R: 0 E: 0 K: 0 S: 5	H: 0 LOB: 0 BB: 0 P: 11	R: 0 E: 0 K: 1 S: 14	H: 0 LOB: 0 BB: 0 P: 21	R: 0 E: 0 K: 0 S: 6	H: 0 LOB: 0 BB: 0 P: 11	R: 0 E: 0 K: 1 S: 6	H: 0 LOB: 0 BB: 0 P: 8	R: 1 E: 0 K: 1 S: 14	H: 2 LOB: 1 BB: 0 P: 25	R: 1 E: 0 K: 0 S: 8	H: 1 LOB: 0 BB: 0 P: 12	1B: 2 2B: 1 3B: 0 HR: 2	SF: 0 SAC: 0 DP: 1 HBP: 1	WP: 0 PB: 0 SB: 0 CS: 0	PA: 33
<b>PITCHER</b>	IP: 7.1 WLS: W BF: 27	H: 4 R: 2 ER: 2 SO: 4	BB: 1 IBB: 0 HBP: 1 BLK: 0	WP: 0 HR: 1 S: 72 P: 115	ERA: 2.46 WHIP: 0.682	IP: 1.2 WLS: 6 BF: 1	H: 1 R: 1 ER: 1 SO: 1	BB: 0 IBB: 0 HBP: 0 BLK: 0	WP: 0 HR: 1 S: 13 P: 22	ERA: 5.40 WHIP: 0.600												

**Cincinnati Reds @ Los Angeles Dodgers**  
**Dodger Stadium, Los Angeles, CA**  
 Tue Jul 21 2009, 7:10 PM PDT  
 Att: 49,027 - Clear - 81 F


**AB 31**  
**R 3**  
**H 5**  
**RBI 3**  
**BB 1**  
**SO 5**  
**LOB 9**



Batter	1	2	3	4	5	6	7	8	9	AB	R	H	RBI	BB	SO	LOB	BOTTOM								
15 Rafael Furcal, S OBP: 0.328, SLG: 0.355 (1.6)	13 1B									5	2	3	4	0	0	2									
13 Orlando Hudson, S OBP: 0.358, SLG: 0.442 14 Juan Castro, R OBP: 0.369, SLG: 0.403 (8.4)	99 3B									4	1	1	0	0	0	3									
99 Manny Ramirez, R OBP: 0.472, SLG: 0.657 9 Juan Pierre, L OBP: 0.373, SLG: 0.400 (4.7)	99 3B									1	0	1	2	0	0	0									
16 Andre Ethier, L OBP: 0.341, SLG: 0.484 (1.9)										3	1	0	0	0	0	0									
23 Casey Blake, R OBP: 0.360, SLG: 0.471 33 Blake DeWitt, L OBP: 0.194, SLG: 0.241 (6.5)										4	1	1	0	1	1	1									
55 Russell Martin, R OBP: 0.374, SLG: 0.314 (1.2)										3	1	0	0	0	1	4									
55 Russell Martin, R OBP: 0.374, SLG: 0.314 (1.2)										1	0	0	0	0	0	0									
7 James Loney, L OBP: 0.354, SLG: 0.398 (1.3)										4	3	3	2	0	0	0									
27 Matt Kemp, R OBP: 0.390, SLG: 0.507 (1.8)										2	2	1	2	2	0	1									
43 Randy Wolf, L OBP: 0.143, SLG: 0.175 49 Claudio Vargas, R (8.1)										3	1	2	1	0	0	1									
<b>Inning Stats</b>	R: 2 E: 0 K: 0 S: 17	H: 3 LOB: 1 BB: 0 P: 26	R: 2 E: 0 K: 0 S: 12	H: 3 LOB: 0 BB: 0 P: 21	R: 5 E: 2 K: 0 S: 18	H: 2 LOB: 2 BB: 2 P: 36	R: 0 E: 0 K: 1 S: 8	H: 1 LOB: 1 BB: 0 P: 11	R: 3 E: 0 K: 0 S: 16	H: 3 LOB: 0 BB: 0 P: 20	R: 0 E: 0 K: 0 S: 9	H: 0 LOB: 0 BB: 0 P: 12	R: 0 E: 0 K: 0 S: 8	H: 0 LOB: 1 BB: 1 P: 16	R: 0 E: 0 K: 1 S: 14	H: 0 LOB: 0 BB: 0 P: 18	1B: 7 2B: 2 3B: 1 HR: 2	SF: 0 SAC: 1 DP: 1 HBP: 1	WP: 2 PB: 0 SB: 0 CS: 0	PA: 40					
<b>PITCHER</b>	IP: 2.2 WLS: L BF: 19	H: 8 R: 9 ER: 6 SO: 6	BB: 2 IBB: 0 HBP: 0 BLK: 0	WP: 0 HR: 1 S: 45 P: 81	ERA: 20.25 WHIP: 3.750	IP: 2.1 WLS: 11 BF: 4	H: 3 R: 3 ER: 3 SO: 1	BB: 0 IBB: 0 HBP: 0 BLK: 0	WP: 0 HR: 26 S: 26 P: 33	ERA: 11.57 WHIP: 1.714	IP: 1.0 WLS: 3 BF: 0	H: 0 R: 0 ER: 0 SO: 0	BB: 0 IBB: 0 HBP: 0 BLK: 0	WP: 0 HR: 9 S: 9 P: 12	ERA: 0.00 WHIP: 0.000	IP: 1.0 WLS: 4 BF: 0	H: 0 R: 0 ER: 0 SO: 0	BB: 1 IBB: 0 HBP: 0 BLK: 0	WP: 0 HR: 8 S: 8 P: 16	ERA: 0.00 WHIP: 1.000	IP: 1.0 WLS: 3 BF: 0	H: 0 R: 0 ER: 0 SO: 1	BB: 0 IBB: 0 HBP: 0 BLK: 0	WP: 0 HR: 14 S: 14 P: 18	ERA: 0.00 WHIP: 0.000

**Cincinnati Reds @ Los Angeles Dodgers**  
**Dodger Stadium, Los Angeles, CA**  
 Tue Jul 21 2009, 7:10 PM PDT  
 Att: 49,027 - Clear - 81 F

**AB 35**  
**R 12**  
**H 12**  
**RBI 11**  
**BB 3**  
**SO 2**  
**LOB 16**





Batter	1	2	3	4	5	6	7	8	9	AB	R	H	RBI	BB	SO	LOB	TOP			
21 Chris Dickerson, L (1,9) OBP: 0.365, SLG: 0.373			G3		K			F8		4	1	1	0	0	1	1	<b>Cincinnati Reds @ Los Angeles Dodgers</b> Dodger Stadium, Los Angeles, CA Wed Jul 22 2009, 7:10 PM PDT Att: 56,000 - Clear - 83 F <a href="http://livebaseballscorecards.com">livebaseballscorecards.com</a>			
3 Willy Taveras, R (1,8) OBP: 0.288, SLG: 0.301	SH1-3		G4-3				1B	P4		3	1	1	0	0	0	0				
19 Joey Votto, L (1,3) OBP: 0.435, SLG: 0.599	G6-3				1B		1B	F7		4	0	3	1	0	0	0				
4 Brandon Phillips, R (1,4) OBP: 0.335, SLG: 0.465	G6-3				1B					4	0	1	0	0	1	3				
17 Lavnce Nix, L (1,7) OBP: 0.290, SLG: 0.461	K2-3				1B					4	0	0	0	0	2	5				
28 Edwin Encarnación, R (1,5) OBP: 0.341, SLG: 0.385	F7				1B					3	0	0	0	0	2	2				
40 Nick Masset, R (6,1)					1B					0	0	0	0	0	0	0				
25 David Weathers, R (8,1)					1B					0	0	0	0	0	0	0				
27 Drew Sutton, S (9,PH) OBP: 0.125, SLG: 0.250					1B					1	0	0	0	0	1	0				
15 Jerry Hairston, R (1,6) OBP: 0.304, SLG: 0.387	G6-3									3	0	1	0	0	0	0				
29 Ryan Hanigan, R (1,2) OBP: 0.406, SLG: 0.375	G4-3									2	0	0	0	1	0	0				
61 Bronson Arroyo, R (1,1) OBP: 0.147, SLG: 0.206										2	0	0	0	0	1	1				
23 Adam Rosales, R (6,5) OBP: 0.289, SLG: 0.302			K		B2			F8		1	0	0	0	0	0	0				
<b>Inning Stats</b>	R: 1 E: 0 K: 1 S: 10	H: 2 LOB: 1 BB: 0 P: 13	R: 0 E: 0 K: 0 S: 8	H: 0 LOB: 0 BB: 0 P: 16	R: 0 E: 0 K: 1 S: 6	H: 0 LOB: 0 BB: 0 P: 9	R: 0 E: 0 K: 1 S: 9	H: 2 LOB: 1 BB: 0 P: 13	R: 0 E: 0 K: 1 S: 9	H: 1 LOB: 1 BB: 1 P: 15	R: 1 E: 0 K: 3 S: 17	H: 2 LOB: 1 BB: 0 P: 27	R: 0 E: 0 K: 0 S: 7	H: 0 LOB: 0 BB: 0 P: 12	R: 0 E: 0 K: 1 S: 8	H: 0 LOB: 0 BB: 0 P: 10	1B: 4 2B: 3 3B: 0 HR: 0	SF: 0 SAC: 1 DP: 1 HBP: 0	WP: 1 PB: 0 SB: 2 CS: 1	PA: 33
<b>PITCHER</b>	IP WLS BF H R ER SO BB IBB HBP BLK WP HR S P ERA WHIP																			
58 Chad Billingsley, R (1,1) ERA: 3.72	6.0 W 24 7 2 2 7 1 0 0 0 1 0 59 93 3.00 1.333																			
59 Guillermo Mota, R (7,1) ERA: 3.13	2.0 6 0 0 0 0 0 0 0 0 0 0 15 24 0.00 0.000																			
51 Jonathan Broxton, R (9,1) ERA: 2.82	1.0 3 0 0 0 1 0 0 0 0 0 0 8 10 0.00 0.000																			

Batter	1	2	3	4	5	6	7	8	9	AB	R	H	RBI	BB	SO	LOB	BOTTOM			
15 Rafael Furcal, S (1,6) OBP: 0.327, SLG: 0.354	G4-3				FC1-6	G4-3				4	0	1	0	0	0	1	<b>Cincinnati Reds @ Los Angeles Dodgers</b> Dodger Stadium, Los Angeles, CA Wed Jul 22 2009, 7:10 PM PDT Att: 56,000 - Clear - 83 F <a href="http://livebaseballscorecards.com">livebaseballscorecards.com</a>			
13 Orlando Hudson, S (1,4) OBP: 0.355, SLG: 0.437	K		K		F7	G5-3				4	0	0	0	0	2	2				
16 Andre Ethier, L (1,9) OBP: 0.343, SLG: 0.491	HR				F7	F8				3	2	1	1	1	0	1				
23 Casey Blake, R (1,5) OBP: 0.356, SLG: 0.465	L7				K	F8	K			4	0	0	0	0	2	1				
7 James Loney, L (1,3) OBP: 0.355, SLG: 0.403		K			3B	55 1B 27 BB 99 HR		K		3	1	1	1	1	2	0				
27 Matt Kemp, R (1,8) OBP: 0.389, SLG: 0.503	G5-3				G6-3	55 1B 99 HR		E5		3	1	0	0	1	0	1				
55 Russell Martin, R (1,2) OBP: 0.375, SLG: 0.315	K				IBB	99 HR		F9		3	1	1	0	1	1	1				
58 Chad Billingsley, R (1,1) OBP: 0.282, SLG: 0.361					K			G1-3		2	0	0	0	0	2	2				
99 Manny Ramirez, R (6,PH) OBP: 0.475, SLG: 0.681					K					1	1	1	4	0	0	0				
59 Guillermo Mota, R (7,1) OBP: 0.331, SLG: 0.281					K					0	0	0	0	0	0	0				
5 Mark Loretta, R (8,PH) OBP: 0.331, SLG: 0.281					K					1	0	0	0	0	0	1				
51 Jonathan Broxton, R (9,1) OBP: 0.372, SLG: 0.399					K					0	0	0	0	0	0	0				
9 Juan Pierre, L (1,7) OBP: 0.372, SLG: 0.399					K			G1-3		3	0	1	0	0	1	0				
<b>Inning Stats</b>	R: 1 E: 0 K: 1 S: 8	H: 1 LOB: 0 BB: 0 P: 12	R: 0 E: 0 K: 2 S: 9	H: 0 LOB: 0 BB: 0 P: 13	R: 0 E: 0 K: 3 S: 12	H: 1 LOB: 1 BB: 0 P: 16	R: 1 E: 0 K: 2 S: 11	H: 1 LOB: 2 BB: 2 P: 25	R: 0 E: 0 K: 0 S: 7	H: 1 LOB: 1 BB: 0 P: 10	R: 4 E: 0 K: 0 S: 17	H: 2 LOB: 0 BB: 2 P: 29	R: 0 E: 0 K: 1 S: 6	H: 0 LOB: 0 BB: 0 P: 7	R: 0 E: 1 K: 1 S: 12	H: 0 LOB: 1 BB: 0 P: 17	1B: 3 2B: 0 3B: 1 HR: 2	SF: 0 SAC: 0 DP: 0 HBP: 0	WP: 0 PB: 0 SB: 0 CS: 0	PA: 35
<b>PITCHER</b>	IP WLS BF H R ER SO BB IBB HBP BLK WP HR S P ERA WHIP																			
61 Bronson Arroyo, R (1,1) ERA: 5.21	5.1 L 25 5 5 5 8 3 1 0 0 0 0 1 59 100 8.44 1.500																			
40 Nick Masset, R (6,1) ERA: 2.5	1.2 6 1 1 1 1 0 0 0 0 0 1 11 12 5.40 0.600																			
25 David Weathers, R (8,1) ERA: 2.97	1.0 4 0 0 0 1 0 0 0 0 0 0 12 17 0.00 0.000																			



Batter	1	2	3	4	5	6	7	8	9	AB	R	H	RBI	BB	SO	LOB	TOP					
21 Chris Dickerson, L OBP: 0.361, SLG: 0.366										4	0	0	0	1	3	1	<b>Cincinnati Reds @ Chicago Cubs</b> Wrigley Field, Chicago, IL Fri Jul 24, 2009, 1:20 PM CDT Att: 41,406 - Partly Cloudy - 78 F					
3 Willy Taveras, R OBP: 0.289, SLG: 0.302										5	0	2	2	0	0	1						
19 Joey Votto, L OBP: 0.430, SLG: 0.591										5	0	1	0	0	3	2						
4 Brandon Phillips, R OBP: 0.334, SLG: 0.462										4	0	1	0	0	0	2						
28 Edwin Encarnación, R OBP: 0.345, SLG: 0.373										3	0	1	0	1	1	1						
31 Jonny Gomes, R OBP: 0.286, SLG: 0.550										4	0	0	0	0	1	3						
29 Ryan Hanigan, R OBP: 0.414, SLG: 0.384										4	2	3	0	0	0	1						
2 Alex Gonzalez, R OBP: 0.251, SLG: 0.296										4	1	0	0	0	0	5						
39 Aaron Harang, R OBP: 0.189, SLG: 0.279										1	1	1	3	0	0	0						
23 Adam Rosales, R OBP: 0.288, SLG: 0.200										1	0	0	0	0	0	0						
40 Nick Masset, R OBP: 0.288, SLG: 0.200										0	0	0	0	0	0	0						
52 Daniel Herrera, L OBP: 0.288, SLG: 0.200										0	0	0	0	0	0	0						
51 Jared Burton, R OBP: 0.288, SLG: 0.200										0	0	0	0	0	0	0						
15 Jerry Hairston, R OBP: 0.288, SLG: 0.200										1	1	1	0	0	0	0						
<b>Inning Stats</b>	R: 0 E: 0 K: 1 S: 6	H: 2 LOB: 1 BB: 0 P: 7	R: 3 E: 1 K: 0 S: 13	H: 3 LOB: 1 BB: 0 P: 19	R: 0 E: 0 K: 3 S: 14	H: 1 LOB: 1 BB: 0 P: 23	R: 0 E: 0 K: 1 S: 7	H: 1 LOB: 1 BB: 0 P: 12	R: 0 E: 0 K: 0 S: 5	H: 0 LOB: 0 BB: 0 P: 9	R: 0 E: 0 K: 0 S: 9	H: 0 LOB: 1 BB: 1 P: 18	R: 0 E: 0 K: 1 S: 8	H: 0 LOB: 0 BB: 0 P: 12	R: 0 E: 0 K: 1 S: 8	H: 0 LOB: 0 BB: 0 P: 13	R: 2 E: 0 K: 1 S: 14	H: 3 LOB: 2 BB: 1 P: 22	1B: 7 2B: 2 3B: 0 HR: 1	SF: 0 SAC: 1 DP: 1 HBP: 0	WP: 0 PB: 0 SB: 2 CS: 0	PA: 39
<b>PITCHER</b>	IP WLS BF H R ER SO BB IBB HBP BLK WP HR S P ERA WHIP																ERA WHIP					
36 Randy Wells, R ERA: 3.1	6.0 W 26 7 3 3 5 1 0 0 0 0 0 1 54 88 4.50 1.333																					
47 Aaron Heilman, R ERA: 4.17	1.0 H 3 0 0 0 1 0 0 0 0 0 0 0 8 12 0.00 0.000																					
49 Carlos Marmol, R ERA: 3.23	1.0 H 3 0 0 0 1 0 0 0 0 0 0 0 8 13 0.00 0.000																					
63 Kevin Gregg, R ERA: 3.47	1.0 7 3 2 2 1 1 0 0 0 0 0 0 14 22 18.00 4.000																					

Batter	1	2	3	4	5	6	7	8	9	AB	R	H	RBI	BB	SO	LOB	BOTTOM			
1 Kosuke Fukudome, L OBP: 0.376, SLG: 0.442										4	2	2	0	0	0	3	<b>Cincinnati Reds @ Chicago Cubs</b> Wrigley Field, Chicago, IL Fri Jul 24, 2009, 1:20 PM CDT Att: 41,406 - Partly Cloudy - 78 F			
2 Ryan Theriot, R OBP: 0.353, SLG: 0.420										5	1	1	1	0	1	2				
25 Derrek Lee, R OBP: 0.355, SLG: 0.517										5	1	2	2	0	0	2				
16 Aramis Ramirez, R OBP: 0.383, SLG: 0.530										5	1	4	3	0	1	1				
21 Milton Bradley, S OBP: 0.375, SLG: 0.368										4	0	1	0	1	2	3				
12 Alfonso Soriano, R OBP: 0.308, SLG: 0.431										4	0	1	0	0	1	2				
49 Carlos Marmol, R ERA: 3.23										0	0	0	0	0	0	0				
63 Kevin Gregg, R ERA: 3.47										0	0	0	0	0	0	0				
17 Mike Fontenot, L OBP: 0.294, SLG: 0.382										3	1	1	1	0	0	2				
28 Jeff Baker, R OBP: 0.240, SLG: 0.340										1	1	1	1	0	0	0				
13 Andrés Blanco, S OBP: 0.283, SLG: 0.282										0	0	0	0	0	0	0				
55 Koyie Hill, S OBP: 0.284, SLG: 0.283										3	0	1	0	1	2	0				
36 Randy Wells, R OBP: 0.154, SLG: 0.154										2	0	0	0	0	0	1				
6 Micah Hoffpauir, L OBP: 0.294, SLG: 0.427										1	0	0	0	0	1	3				
47 Aaron Heilman, R ERA: 4.17										0	0	0	0	0	0	0				
9 Reed Johnson, R OBP: 0.327, SLG: 0.398										0	1	0	0	1	0	0				
<b>Inning Stats</b>	R: 1 E: 0 K: 1 S: 12	H: 2 LOB: 1 BB: 0 P: 21	R: 1 E: 0 K: 2 S: 8	H: 1 LOB: 0 BB: 0 P: 14	R: 1 E: 0 K: 1 S: 13	H: 2 LOB: 1 BB: 0 P: 20	R: 0 E: 0 K: 0 S: 12	H: 1 LOB: 1 BB: 0 P: 17	R: 0 E: 0 K: 1 S: 8	H: 0 LOB: 0 BB: 0 P: 14	R: 1 E: 0 K: 1 S: 21	H: 3 LOB: 3 BB: 1 P: 33	R: 0 E: 0 K: 1 S: 10	H: 1 LOB: 2 BB: 1 P: 16	R: 4 E: 0 K: 1 S: 14	H: 4 LOB: 1 BB: 1 P: 23	1B: 7 2B: 3 3B: 0 HR: 4	SF: 0 SAC: 1 DP: 0 HBP: 0	WP: 1 PB: 0 SB: 1 CS: 0	PA: 41
<b>PITCHER</b>	IP WLS BF H R ER SO BB IBB HBP BLK WP HR S P ERA WHIP																ERA WHIP			
39 Aaron Harang, R ERA: 4.25	6.0 L 28 9 4 4 6 1 0 0 0 0 1 0 10 16 0.00 2.000																			
40 Nick Masset, R ERA: 2.43	1.0 5 1 0 0 1 1 0 0 0 0 1 0 10 16 0.00 2.000																			
52 Daniel Herrera, L ERA: 2.97	0.2 4 1 2 2 1 1 0 0 0 0 0 1 6 13 27.00 3.000																			
51 Jared Burton, R ERA: 5.7	0.1 4 3 2 2 0 0 0 0 0 0 0 1 8 10 54.00 9.000																			





Batter	1	2	3	4	5	6	7	8	9	AB	R	H	RBI	BB	SO	LOB	TOP
21 Chris Dickerson, L (1,9) OBP: 0.360, SLG: 0.364			G5-3					K		4	0	1	0	0	2	1	<b>Cincinnati Reds @ Chicago Cubs</b> Wrigley Field, Chicago, IL Sat Jul 25 2009, 12:05 PM CDT Att: 41,364 - Partly Cloudy - 75 F
3 Willy Taveras, R (1,8) OBP: 0.299, SLG: 0.302			P3					K		4	1	1	0	0	1	0	
19 Joey Votto, L (1,3) OBP: 0.431, SLG: 0.609		SF7								3	1	2	2	0	0	0	
4 Brandon Phillips, R (1,4) OBP: 0.336, SLG: 0.461										3	0	1	0	1	0	1	
28 Edwin Encarnación, R (1,5) OBP: 0.336, SLG: 0.361										4	0	0	0	0	0	3	
31 Jonny Gomes, R (1,7) OBP: 0.382, SLG: 0.566										4	1	1	1	0	2	1	
15 Jerry Hairston, R (1,6) OBP: 0.306, SLG: 0.391										4	0	1	0	0	2	0	
30 Craig Tatum, R (1,2)										3	0	0	0	0	0	1	
47 Johnny Cueto, R (1,1) OBP: 0.194, SLG: 0.121										1	0	0	0	0	0	0	
53 Arthur Rhodes, L (7,1)										0	0	0	0	0	0	0	
23 Adam Rosales, R (8,PH) OBP: 0.286, SLG: 0.298										1	0	0	0	0	1	0	
25 David Weathers, R (8,1)										0	0	0	0	0	0	0	
<b>Inning Stats</b>	R: 1 H: 2 E: 0 K: 0 S: 11	H: 2 LOB: 1 BB: 1 P: 22	R: 0 H: 0 E: 0 K: 2 S: 8	H: 0 LOB: 0 BB: 0 P: 12	R: 0 H: 0 E: 0 K: 0 S: 7	H: 1 LOB: 1 BB: 0 P: 16	R: 0 H: 1 E: 0 K: 1 S: 10	H: 0 LOB: 0 BB: 0 P: 19	R: 0 H: 0 E: 0 K: 3 S: 14	H: 2 LOB: 0 BB: 0 P: 18	1B: 4 2B: 1 3B: 0 HR: 2	SF: 1 SAC: 1 DP: 0 HBP: 0	WP: 0 PB: 0 SB: 3 CS: 0	PA: 34			
<b>PITCHER</b>	IP WLS BF H R ER SO BB IBB HBP BLK WP HR S P ERA WHIP																
22 Kevin Hart, R (1,1) ERA: 2.08	6.0 W 23 5 1 1 4 1 0 0 0 0 0 0 57 94 1.50 1.000																
37 Angel Guzman, R (7,1) ERA: 2.45	1.0 H 3 0 0 0 1 0 0 0 0 0 0 0 8 11 0.00 0.000																
49 Carlos Marmol, R (8,1) ERA: 3.17	1.0 H 3 0 0 0 3 0 0 0 0 0 0 0 14 17 0.00 0.000																
47 Aaron Heilman, R (9,1) ERA: 4.5	0.2 4 2 2 2 0 0 0 0 0 0 0 2 10 14 27.00 3.000																
63 Kevin Gregg, R (9,1) ERA: 3.45	0.1 S 1 0 0 0 0 0 0 0 0 0 0 0 2 4 0.00 0.000																

AB	31
R	3
H	7
RBI	3
BB	1
SO	8
LOB	7



Batter	1	2	3	4	5	6	7	8	9	AB	R	H	RBI	BB	SO	LOB	BOTTOM			
9 Reed Johnson, R (1,8) OBP: 0.329, SLG: 0.401										4	1	1	0	0	0	1	<b>Cincinnati Reds @ Chicago Cubs</b> Wrigley Field, Chicago, IL Sat Jul 25 2009, 12:05 PM CDT Att: 41,364 - Partly Cloudy - 75 F			
2 Ryan Theriot, R (1,6) OBP: 0.352, SLG: 0.418										4	0	1	0	0	0	1				
25 Derrek Lee, R (1,3) OBP: 0.357, SLG: 0.524										4	1	2	1	0	0	1				
5 Jake Fox, R (8,3) OBP: 0.357, SLG: 0.586										0	0	0	0	0	0	0				
16 Aramis Ramirez, R (1,5) OBP: 0.386, SLG: 0.550										3	1	1	2	1	1	4				
1 Kosuke Fukudome, L (1,9) OBP: 0.375, SLG: 0.439										4	0	1	0	0	1	1				
12 Alfonso Soriano, R (1,7) OBP: 0.313, SLG: 0.442										4	1	3	1	0	1	0				
17 Mike Fontenot, L (1,4) OBP: 0.305, SLG: 0.378										3	0	0	0	1	2	2				
55 Koyie Hill, S (1,2) OBP: 0.283, SLG: 0.276										3	0	0	0	1	2	3				
22 Kevin Hart, R (1,1) OBP: 0.194, SLG: 0.121										2	0	0	0	0	1	6				
63 Milton Bradley, S (9,1) ERA: 1.92										1	1	1	1	0	0	0				
<b>Inning Stats</b>	R: 3 H: 5 E: 0 K: 1 S: 16	H: 5 LOB: 3 BB: 1 P: 34	R: 0 H: 0 E: 0 K: 0 S: 5	H: 0 LOB: 0 BB: 0 P: 9	R: 0 H: 1 E: 0 K: 1 S: 15	H: 1 LOB: 2 BB: 2 P: 26	R: 0 H: 0 E: 0 K: 1 S: 5	H: 0 LOB: 1 BB: 0 P: 7	R: 1 H: 1 E: 0 K: 1 S: 13	H: 1 LOB: 2 BB: 0 P: 18	R: 0 H: 2 E: 1 K: 0 S: 8	H: 0 LOB: 0 BB: 0 P: 11	R: 0 H: 0 E: 0 K: 3 S: 12	H: 0 LOB: 0 BB: 0 P: 17	R: 1 H: 1 E: 0 K: 1 S: 7	H: 1 LOB: 0 BB: 0 P: 9	1B: 5 2B: 1 3B: 1 HR: 3	SF: 0 SAC: 1 DP: 1 HBP: 1	WP: 0 PB: 0 SB: 0 CS: 0	PA: 38
<b>PITCHER</b>	IP WLS BF H R ER SO BB IBB HBP BLK WP HR S P ERA WHIP																			
47 Johnny Cueto, R (1,1) ERA: 3.78	6.0 L 31 9 4 4 4 3 0 0 1 0 0 0 0 12 105 6.00 2.000																			
53 Arthur Rhodes, L (7,1) ERA: 1.92	1.0 3 0 0 0 3 0 0 0 0 0 0 0 12 17 0.00 0.000																			
25 David Weathers, R (8,1) ERA: 3.15	1.0 4 1 1 1 1 0 0 0 0 0 0 1 7 9 9.00 1.000																			

AB	33
R	5
H	10
RBI	5
BB	3
SO	8
LOB	19





Batter	1	2	3	4	5	6	7	8	9	AB	R	H	RBI	BB	SO	LOB	TOP																			
21 Chris Dickerson, L (1,9) OBP: 0.355, SLG: 0.359 7 Paul Janish, R (8,6) OBP: 0.315, SLG: 0.280	G1-3		K			K			G6-3	3	0	0	0	0	2	0	<p>Cincinnati Reds @ Chicago Cubs Wrigley Field, Chicago, IL Sun Jul 26 2009, 1:20 PM CDT Att: 41,528 - Partly Cloudy - 75 F</p>																			
3 Willy Taveras, R (1,8) OBP: 0.299, SLG: 0.301	F9			G3		G5-3			G6-3	4	0	1	0	0	0	0																				
19 Joey Votto, L (1,3) OBP: 0.429, SLG: 0.615	HR			F8		F7			G3	4	1	1	1	0	0	2																				
4 Brandon Phillips, R (1,4) OBP: 0.332, SLG: 0.455	G4-3			F8		G4-3			G6-3	4	0	0	1	0	0	1																				
28 Edwin Encarnación, R (1,5) OBP: 0.333, SLG: 0.352	K			L5					K	3	0	0	0	1	2	1																				
31 Jonny Gomes, R (1,7) OBP: 0.373, SLG: 0.552 53 Arthur Rhodes, L (8,1) 48 Francisco Cordero, R (8,1)	F8			F9					K	3	0	0	0	0	0	1																				
2 Alex Gonzalez, R (1,6) OBP: 0.249, SLG: 0.293 17 Laynce Nix, L (8,PH) OBP: 0.293, SLG: 0.463	K			K2-3					K	0	0	0	0	0	0	0																				
30 Craig Tatum, R (1,2)				K		P4				2	0	0	0	1	1	0																				
33 Micah Owings, R (1,1) OBP: 0.245, SLG: 0.271 46 Carlos Fisher, R (4,1) 23 Adam Rosales, R (8,PH) OBP: 0.246, SLG: 0.296 52 Daniel Herrera, L (8,1) 40 Nick Masset, R (8,1) 15 Jerry Hairston, R (8,PH) OBP: 0.300, SLG: 0.336				K		K			F8-2	1	0	0	0	0	0	1																				
Inning Stats	R: 1 E: 0 K: 0 S: 19	H: 1 LOB: 0 BB: 0 P: 24	R: 0 E: 0 K: 2 S: 8	H: 0 LOB: 0 BB: 0 P: 14	R: 0 E: 0 K: 3 S: 10	H: 0 LOB: 0 BB: 0 P: 13	R: 0 E: 0 K: 1 S: 10	H: 0 LOB: 0 BB: 0 P: 13	R: 0 E: 0 K: 2 S: 8	H: 0 LOB: 0 BB: 0 P: 15	R: 0 E: 0 K: 0 S: 6	H: 0 LOB: 0 BB: 0 P: 12	R: 0 E: 0 K: 1 S: 14	H: 1 LOB: 2 BB: 2 P: 26	R: 1 E: 0 K: 1 S: 10	H: 2 LOB: 1 BB: 0 P: 15		1B: 3 2B: 1 3B: 0 HR: 1	SF: 0 SAC: 0 DP: 1 HBP: 0	WP: 0 PA: 32																
PITCHER	IP	WLS	BF	H	R	ER	SO	BB	IBB	HBP	BLK	WP	HR	S	P	ERA	WHIP	PITCHER		IP	WLS	BF	H	R	ER	SO	BB	IBB	HBP	BLK	WP	HR	S	P	ERA	WHIP
40 Rich Harden, R (1,1) ERA: 4.55	6.0	W	19	1	1	1	8	0	0	0	0	0	1	61	90	1.50	0.167			6.0	W	19	1	1	1	8	0	0	0	0	0	1	61	90	1.50	0.167
45 Sean Marshall, L (7,1) ERA: 3.5	0.2	H	2	0	0	0	0	0	0	0	0	0	0	5	11	0.00	0.000			0.2	H	2	0	0	0	0	0	0	0	0	5	11	0.00	0.000		
37 Angel Guzman, R (7,1) ERA: 2.38	1.1	H	6	1	0	0	1	2	0	0	0	0	0	15	27	0.00	2.250			1.1	H	6	1	0	0	1	2	0	0	0	15	27	0.00	2.250		
29 Jeff Samardzija, R (9,1) ERA: 6.14	0.2	S	4	2	1	1	0	0	0	0	0	0	0	7	11	13.50	3.000			0.2	S	4	2	1	1	0	0	0	0	0	7	11	13.50	3.000		
63 Kevin Gregg, R (9,1) ERA: 3.42	0.1	S	1	0	0	0	1	0	0	0	0	0	0	3	4	0.00	0.000			0.1	S	1	0	0	0	1	0	0	0	0	3	4	0.00	0.000		

AB	30
R	2
H	4
RBI	2
BB	2
SO	10
LOB	8



Batter	1	2	3	4	5	6	7	8	9	AB	R	H	RBI	BB	SO	LOB	BOTTOM																			
1 Kosuke Fukudome, L (1,8) OBP: 0.375, SLG: 0.437	F8			G4-3		G4-3			16 1B	4	0	1	2	1	0	1	<p>Cincinnati Reds @ Chicago Cubs Wrigley Field, Chicago, IL Sun Jul 26 2009, 1:20 PM CDT Att: 41,528 - Partly Cloudy - 75 F</p>																			
2 Ryan Theriot, R (1,6) OBP: 0.353, SLG: 0.418						F7			F7	5	1	2	0	0	0	4																				
16 Aramis Ramirez, R (1,5) OBP: 0.394, SLG: 0.556	F8			F8						4	0	2	0	1	0	1																				
5 Jake Fox, R (1,3) OBP: 0.350, SLG: 0.565 29 Jeff Samardzija, R (9,1) 63 Kevin Gregg, R (9,1)	F9			F8		F7			FC6-4	5	0	1	1	0	0	4																				
21 Milton Bradley, S (1,9) OBP: 0.382, SLG: 0.385										2	2	1	0	2	1	2																				
12 Alfonso Soriano, R (1,7) OBP: 0.315, SLG: 0.445 6 Micah Hoffpauir, L (9,3)										4	0	2	1	0	0	4																				
17 Mike Fontenot, L (1,4) OBP: 0.302, SLG: 0.374 37 Angel Guzman, R (7,1) 9 Reed Johnson, R (8,PH) OBP: 0.333, SLG: 0.406										3	0	0	0	0	1	3																				
55 Koyie Hill, S (1,2) OBP: 0.296, SLG: 0.310										3	1	2	1	1	1	0																				
40 Rich Harden, L (1,1) OBP: 0.276, SLG: 0.250 28 Jeff Baker, R (6,PH) 45 Sean Marshall, L (7,1) 13 Andrés Blanco, S (7,4) OBP: 0.280, SLG: 0.279										2	0	0	0	0	1	3																				
Inning Stats	R: 0 E: 0 K: 0 S: 11	H: 1 LOB: 1 BB: 0 P: 14	R: 1 E: 0 K: 2 S: 16	H: 1 LOB: 3 BB: 3 P: 33	R: 1 E: 0 K: 0 S: 11	H: 1 LOB: 1 BB: 1 P: 19	R: 0 E: 0 K: 1 S: 7	H: 0 LOB: 0 BB: 0 P: 9	R: 0 E: 0 K: 0 S: 13	H: 1 LOB: 2 BB: 1 P: 26	R: 0 E: 0 K: 1 S: 12	H: 1 LOB: 1 BB: 0 P: 18	R: 1 E: 0 K: 1 S: 8	H: 3 LOB: 1 BB: 0 P: 14	R: 2 E: 0 K: 0 S: 16	H: 4 LOB: 2 BB: 0 P: 20		1B: 8 2B: 3 3B: 1 HR: 0	SF: 0 SAC: 0 DP: 1 HBP: 0	WP: 0 PA: 40																
PITCHER	IP	WLS	BF	H	R	ER	SO	BB	IBB	HBP	BLK	WP	HR	S	P	ERA	WHIP	PITCHER		IP	WLS	BF	H	R	ER	SO	BB	IBB	HBP	BLK	WP	HR	S	P	ERA	WHIP
33 Micah Owings, R (1,1) ERA: 5.35	3.0	L	16	3	2	2	2	4	0	0	0	0	0	38	66	6.00	2.333			3.0	L	16	3	2	2	2	4	0	0	0	0	38	66	6.00	2.333	
46 Carlos Fisher, R (4,1) ERA: 2.53	2.0		8	1	0	0	1	1	0	0	0	0	0	20	35	0.00	1.000			2.0		8	1	0	0	1	1	0	0	0	20	35	0.00	1.000		
52 Daniel Herrera, L (6,1) ERA: 2.95	0.1		2	1	0	0	0	0	0	0	0	0	0	6	9	0.00	3.000			0.1		2	1	0	0	0	0	0	0	6	9	0.00	3.000			
40 Nick Masset, R (6,1) ERA: 2.55	1.2		7	3	1	1	2	0	0	0	0	0	0	14	23	5.40	1.800			1.2		7	3	1	1	2	0	0	0	0	14	23	5.40	1.800		
53 Arthur Rhodes, L (8,1) ERA: 2.12	0.2		5	3	2	2	0	0	0	0	0	0	0	14	18	27.00	4.500			0.2		5	3	2	2	0	0	0	0	0	14	18	27.00	4.500		

AB	35
R	5
H	12
RBI	5
BB	5
SO	5
LOB	24









Batter	1	2	3	4	5	6	7	8	9	AB	R	H	RBI	BB	SO	LOB	TOP			
18 Tony Gwynn Jr., L (1, 8) OBP: 0.356, SLG: 0.382										4	2	2	0	1	0	2	<b>San Diego Padres @ Cincinnati Reds</b> Great American Ball Park, Cincinnati, OH Tue Jul 28 2009, 7:10 PM EDT Att: 14,526 - Partly Cloudy - 78 F <a href="http://livebaseballscorecards.com">livebaseballscorecards.com</a>			
22 David Eckstein, R (1, 4) OBP: 0.326, SLG: 0.332										4	0	0	0	0	1	3				
23 Adrián González, L (1, 3) OBP: 0.391, SLG: 0.528										4	1	1	1	1	0	1				
5 Kevin Kouzmanoff, R (1, 5) OBP: 0.290, SLG: 0.418										3	0	2	2	0	0	0				
7 Chase Headley, S (1, 7) OBP: 0.305, SLG: 0.368										4	0	0	0	0	1	3				
8 Kyle Blanks, R (1, 9) OBP: 0.234, SLG: 0.400										4	0	2	0	0	2	1				
28 Henry Blanco, R (1, 2) OBP: 0.294, SLG: 0.363										3	0	0	0	0	1	1				
1 Everth Cabrera, S (1, 6) OBP: 0.342, SLG: 0.392										4	0	3	0	0	0	1				
29 Kevin Correia, R (1, 1) OBP: 0.194, SLG: 0.200										3	0	0	0	0	2	4				
57 Luke Gregerson, L (7, 1) OBP: 0.284, SLG: 0.304										0	0	0	0	0	0	0				
25 Will Venable, L (8, PH) OBP: 0.284, SLG: 0.304										1	0	0	0	0	1	1				
37 Mike Adams, R (8, 1)										0	0	0	0	0	0	0				
21 Heath Bell, R (9, 1)										0	0	0	0	0	0	0				
<b>Inning Stats</b>	R: 1 E: 0 K: 1 S: 15	H: 2 LOB: 1 BB: 0 P: 23	R: 0 E: 0 K: 1 S: 11	H: 2 LOB: 2 BB: 0 P: 17	R: 1 E: 0 K: 1 S: 10	H: 2 LOB: 1 BB: 0 P: 17	R: 0 E: 0 K: 1 S: 16	H: 1 LOB: 2 BB: 1 P: 25	R: 0 E: 0 K: 2 S: 12	H: 1 LOB: 1 BB: 0 P: 20	R: 1 E: 0 K: 0 S: 4	H: 1 LOB: 1 BB: 1 P: 12	R: 0 E: 0 K: 1 S: 10	H: 1 LOB: 1 BB: 0 P: 15	R: 0 E: 0 K: 1 S: 9	H: 0 LOB: 0 BB: 0 P: 14	1B: 3 2B: 5 3B: 1 HR: 1	SF: 1 SAC: 2 DP: 0 HBP: 0	WP: 0 PB: 0 SB: 2 CS: 0	PA: 39
<b>PITCHER</b>	IP WLS BF H R ER SO BB IBB HBP BLK WP HR S P ERA WHIP																			
61 Bronson Arroyo, R (1, 1) ERA: 5.17	6.1 L 30 9 3 3 6 1 1 0 0 0 0 1 71 119 4.26 1.579																			
40 Nick Masset, R (7, 1) ERA: 2.51	0.2 2 0 0 0 0 0 0 0 0 0 0 2 5 0.00 0.000																			
25 David Weathers, R (8, 1) ERA: 3.06	1.0 4 1 0 0 1 0 0 0 0 0 0 10 15 0.00 1.000																			
52 Daniel Herrera, L (9, 1) ERA: 2.88	1.0 3 0 0 0 1 0 0 0 0 0 0 9 14 0.00 0.000																			

Batter	1	2	3	4	5	6	7	8	9	AB	R	H	RBI	BB	SO	LOB	BOTTOM			
3 Willy Taveras, R (1, 8) OBP: 0.282, SLG: 0.294										4	0	0	0	0	1	2	<b>San Diego Padres @ Cincinnati Reds</b> Great American Ball Park, Cincinnati, OH Tue Jul 28 2009, 7:10 PM EDT Att: 14,526 - Partly Cloudy - 78 F <a href="http://livebaseballscorecards.com">livebaseballscorecards.com</a>			
2 Alex Gonzalez, R (1, 6) OBP: 0.249, SLG: 0.287										4	0	0	0	0	1	0				
19 Joey Volto, L (1, 3) OBP: 0.424, SLG: 0.607										4	0	1	0	0	2	0				
4 Brandon Phillips, R (1, 4) OBP: 0.328, SLG: 0.456										4	0	0	0	0	2	1				
28 Edwin Encarnación, R (1, 5) OBP: 0.335, SLG: 0.383										4	1	2	0	0	1	1				
17 Lance Nix, L (1, 7) OBP: 0.296, SLG: 0.460										3	1	1	0	1	1	1				
31 Jonny Gomes, R (1, 9) OBP: 0.387, SLG: 0.598										3	0	1	1	1	1	1				
30 Craig Tatum, R (1, 2) OBP: 0.188, SLG: 0.071										4	0	1	1	0	1	3				
61 Bronson Arroyo, R (1, 1) OBP: 0.143, SLG: 0.200										1	0	0	0	0	1	1				
40 Nick Masset, R (7, 1) ERA: 2.52										0	0	0	0	0	0	0				
15 Drew Sutton, S (7, PH) OBP: 0.111, SLG: 0.222										1	0	0	0	0	1	0				
25 David Weathers, R (8, 1)										0	0	0	0	0	0	0				
52 Daniel Herrera, L (9, 1) ERA: 2.01										0	0	0	0	0	0	0				
<b>Inning Stats</b>	R: 0 E: 0 K: 1 S: 8	H: 0 LOB: 0 BB: 0 P: 14	R: 2 E: 0 K: 1 S: 20	H: 3 LOB: 2 BB: 1 P: 31	R: 0 E: 0 K: 1 S: 14	H: 1 LOB: 1 BB: 0 P: 20	R: 0 E: 0 K: 2 S: 11	H: 1 LOB: 1 BB: 0 P: 19	R: 0 E: 0 K: 0 S: 7	H: 0 LOB: 0 BB: 0 P: 10	R: 0 E: 0 K: 2 S: 9	H: 0 LOB: 0 BB: 0 P: 9	R: 0 E: 0 K: 3 S: 9	H: 0 LOB: 0 BB: 0 P: 11	R: 0 E: 0 K: 2 S: 9	H: 0 LOB: 0 BB: 0 P: 15	1B: 4 2B: 2 3B: 0 HR: 0	SF: 0 SAC: 1 DP: 0 HBP: 0	WP: 0 PB: 0 SB: 0 CS: 0	PA: 35
<b>PITCHER</b>	IP WLS BF H R ER SO BB IBB HBP BLK WP HR S P ERA WHIP																			
29 Kevin Correia, R (1, 1) ERA: 4.75	6.0 W 26 6 2 2 2 5 1 1 0 0 0 0 69 109 3.00 1.167																			
57 Luke Gregerson, R (7, 1) ERA: 2.92	1.0 H 3 0 0 0 2 0 0 0 0 0 0 7 9 0.00 0.000																			
37 Mike Adams, R (8, 1) ERA: 1.0	1.0 H 3 0 0 0 3 0 0 0 0 0 0 9 11 0.00 0.000																			
21 Heath Bell, R (9, 1) ERA: 2.01	1.0 S 3 0 0 0 2 0 0 0 0 0 0 9 15 0.00 0.000																			









Batter	1	2	3	4	5	6	7	8	9	AB	R	H	RBI	BB	SO	LOB	TOP						
1 Everth Cabrera, S OBP: 0.341, SLG: 0.391											5	0	0	0	0	2	5						
15 Luis Antonio Rodriguez, S OBP: 0.329, SLG: 0.295											4	1	2	0	1	0	0						
23 Adrián González, L OBP: 0.394, SLG: 0.535											4	0	1	0	1	1	3						
5 Kevin Kouzmanoff, R OBP: 0.281, SLG: 0.414											3	1	0	1	1	0	4						
7 Chase Headley, S OBP: 0.317, SLG: 0.377											3	2	2	1	2	0	1						
8 Kyle Blanks, R OBP: 0.340, SLG: 0.427											3	2	1	0	1	1	3						
25 Will Venable, L OBP: 0.306, SLG: 0.357											5	1	4	4	0	0	1						
28 Henry Blanco, R OBP: 0.282, SLG: 0.347											5	0	0	0	0	2	5						
46 Tim Stauffer, R OBP: 0.333, SLG: 0.250											3	0	1	0	0	2	3						
54 Joe Thatcher, L OBP: 0.312, SLG: 0.277											0	0	0	0	0	0	0						
56 Mike Ekstrom, R OBP: 0.285, SLG: 0.315											0	0	0	0	0	0	0						
<b>Inning Stats</b>	R: 1 E: 0 K: 1 S: 11	H: 1 LOB: 1 BB: 1 P: 18	R: 1 E: 0 K: 0 S: 11	H: 3 LOB: 1 BB: 0 P: 15	R: 0 E: 0 K: 1 S: 13	H: 1 LOB: 2 BB: 1 P: 22	R: 0 E: 0 K: 1 S: 9	H: 1 LOB: 1 BB: 0 P: 15	R: 4 E: 0 K: 0 S: 14	H: 3 LOB: 0 BB: 0 P: 26	R: 0 E: 0 K: 1 S: 8	H: 1 LOB: 2 BB: 0 P: 15	R: 1 E: 0 K: 3 S: 13	H: 1 LOB: 2 BB: 2 P: 30	R: 0 E: 0 K: 0 S: 6	H: 0 LOB: 0 BB: 1 P: 10	R: 0 E: 0 K: 1 S: 8	H: 0 LOB: 1 BB: 1 P: 14	1B: 8 2B: 2 3B: 0 HR: 1	SF: 1 DP: 2 HBP: 2	WP: 1 PB: 0 SB: 0 CS: 0	PA: 44	
<b>PITCHER</b>	IP WLS BF H R ER SO BB IBB HBP BLK WP HR S P ERA WHIP	IP WLS BF H R ER SO BB IBB HBP BLK WP HR S P ERA WHIP	IP WLS BF H R ER SO BB IBB HBP BLK WP HR S P ERA WHIP	IP WLS BF H R ER SO BB IBB HBP BLK WP HR S P ERA WHIP	IP WLS BF H R ER SO BB IBB HBP BLK WP HR S P ERA WHIP	IP WLS BF H R ER SO BB IBB HBP BLK WP HR S P ERA WHIP	IP WLS BF H R ER SO BB IBB HBP BLK WP HR S P ERA WHIP	IP WLS BF H R ER SO BB IBB HBP BLK WP HR S P ERA WHIP	IP WLS BF H R ER SO BB IBB HBP BLK WP HR S P ERA WHIP	IP WLS BF H R ER SO BB IBB HBP BLK WP HR S P ERA WHIP	IP WLS BF H R ER SO BB IBB HBP BLK WP HR S P ERA WHIP	IP WLS BF H R ER SO BB IBB HBP BLK WP HR S P ERA WHIP	IP WLS BF H R ER SO BB IBB HBP BLK WP HR S P ERA WHIP	IP WLS BF H R ER SO BB IBB HBP BLK WP HR S P ERA WHIP	IP WLS BF H R ER SO BB IBB HBP BLK WP HR S P ERA WHIP	IP WLS BF H R ER SO BB IBB HBP BLK WP HR S P ERA WHIP	IP WLS BF H R ER SO BB IBB HBP BLK WP HR S P ERA WHIP	IP WLS BF H R ER SO BB IBB HBP BLK WP HR S P ERA WHIP	IP WLS BF H R ER SO BB IBB HBP BLK WP HR S P ERA WHIP	IP WLS BF H R ER SO BB IBB HBP BLK WP HR S P ERA WHIP	IP WLS BF H R ER SO BB IBB HBP BLK WP HR S P ERA WHIP	IP WLS BF H R ER SO BB IBB HBP BLK WP HR S P ERA WHIP	IP WLS BF H R ER SO BB IBB HBP BLK WP HR S P ERA WHIP

San Diego Padres @ Cincinnati Reds  
Great American Ball Park, Cincinnati, OH  
Thu Jul 30 2009, 12:35 PM EDT  
Att: 19,177 - Overcast - 78 F

AB 35  
R 7  
H 11  
RBI 6  
BB 6  
SO 8  
LOB 25



Batter	1	2	3	4	5	6	7	8	9	AB	R	H	RBI	BB	SO	LOB	BOTTOM						
Jerry Hairston, R OBP: 0.305, SLG: 0.397											5	0	2	0	0	0	1						
2 Alex Gonzalez, R OBP: 0.247, SLG: 0.280											3	0	0	0	0	1	3						
46 Carlos Fisher, R OBP: 0.312, SLG: 0.277											1	0	0	0	0	1	0						
19 Joey Volto, L OBP: 0.416, SLG: 0.595											4	0	2	1	0	0	0						
4 Brandon Phillips, R OBP: 0.327, SLG: 0.456											3	0	0	0	1	2	1						
31 Jonny Gomes, R OBP: 0.376, SLG: 0.570											3	1	1	0	1	0	2						
Edwin Encarnación, R OBP: 0.333, SLG: 0.374											3	1	0	0	1	0	2						
17 Laynce Nix, L OBP: 0.294, SLG: 0.451											3	1	0	0	1	0	3						
30 Craig Tatum, R OBP: 0.261, SLG: 0.150											4	0	2	0	0	1	2						
47 Johnny Cueto, R ERA: 4.06											1	0	0	0	0	1	0						
15 Drew Sutton, S OBP: 0.091, SLG: 0.182											2	0	0	0	0	0	2						
52 Daniel Herrera, L ERA: 2.67											0	0	0	0	0	0	0						
48 Francisco Cordero, R ERA: 1.79											1	1	1	3	0	0	0						
<b>Inning Stats</b>	R: 0 E: 0 K: 1 S: 10	H: 0 LOB: 0 BB: 0 P: 14	R: 0 E: 0 K: 1 S: 12	H: 1 LOB: 1 BB: 1 P: 20	R: 0 E: 0 K: 1 S: 9	H: 1 LOB: 1 BB: 0 P: 14	R: 1 E: 0 K: 0 S: 8	H: 2 LOB: 1 BB: 1 P: 17	R: 0 E: 0 K: 0 S: 10	H: 2 LOB: 2 BB: 0 P: 15	R: 0 E: 0 K: 1 S: 7	H: 0 LOB: 0 BB: 0 P: 11	R: 0 E: 0 K: 0 S: 7	H: 1 LOB: 1 BB: 0 P: 13	R: 0 E: 0 K: 1 S: 8	H: 0 LOB: 0 BB: 0 P: 11	R: 3 E: 0 K: 1 S: 13	H: 2 LOB: 0 BB: 1 P: 24	1B: 6 2B: 2 3B: 0 HR: 1	SF: 0 DP: 2 HBP: 0	WP: 0 PB: 0 SB: 1 CS: 0	PA: 37	
<b>PITCHER</b>	IP WLS BF H R ER SO BB IBB HBP BLK WP HR S P ERA WHIP	IP WLS BF H R ER SO BB IBB HBP BLK WP HR S P ERA WHIP	IP WLS BF H R ER SO BB IBB HBP BLK WP HR S P ERA WHIP	IP WLS BF H R ER SO BB IBB HBP BLK WP HR S P ERA WHIP	IP WLS BF H R ER SO BB IBB HBP BLK WP HR S P ERA WHIP	IP WLS BF H R ER SO BB IBB HBP BLK WP HR S P ERA WHIP	IP WLS BF H R ER SO BB IBB HBP BLK WP HR S P ERA WHIP	IP WLS BF H R ER SO BB IBB HBP BLK WP HR S P ERA WHIP	IP WLS BF H R ER SO BB IBB HBP BLK WP HR S P ERA WHIP	IP WLS BF H R ER SO BB IBB HBP BLK WP HR S P ERA WHIP	IP WLS BF H R ER SO BB IBB HBP BLK WP HR S P ERA WHIP	IP WLS BF H R ER SO BB IBB HBP BLK WP HR S P ERA WHIP	IP WLS BF H R ER SO BB IBB HBP BLK WP HR S P ERA WHIP	IP WLS BF H R ER SO BB IBB HBP BLK WP HR S P ERA WHIP	IP WLS BF H R ER SO BB IBB HBP BLK WP HR S P ERA WHIP	IP WLS BF H R ER SO BB IBB HBP BLK WP HR S P ERA WHIP	IP WLS BF H R ER SO BB IBB HBP BLK WP HR S P ERA WHIP	IP WLS BF H R ER SO BB IBB HBP BLK WP HR S P ERA WHIP	IP WLS BF H R ER SO BB IBB HBP BLK WP HR S P ERA WHIP	IP WLS BF H R ER SO BB IBB HBP BLK WP HR S P ERA WHIP	IP WLS BF H R ER SO BB IBB HBP BLK WP HR S P ERA WHIP	IP WLS BF H R ER SO BB IBB HBP BLK WP HR S P ERA WHIP	IP WLS BF H R ER SO BB IBB HBP BLK WP HR S P ERA WHIP

San Diego Padres @ Cincinnati Reds  
Great American Ball Park, Cincinnati, OH  
Thu Jul 30 2009, 12:35 PM EDT  
Att: 19,177 - Overcast - 78 F

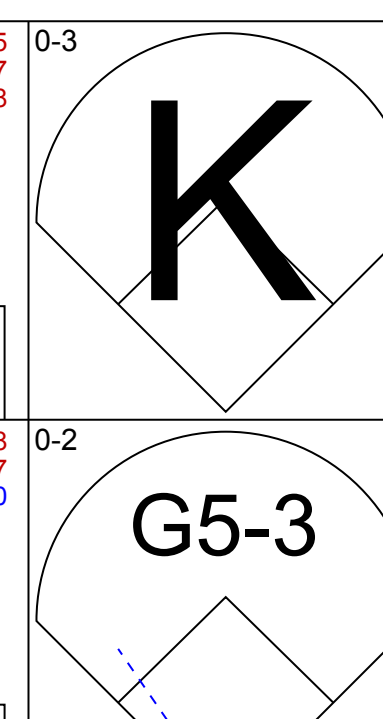
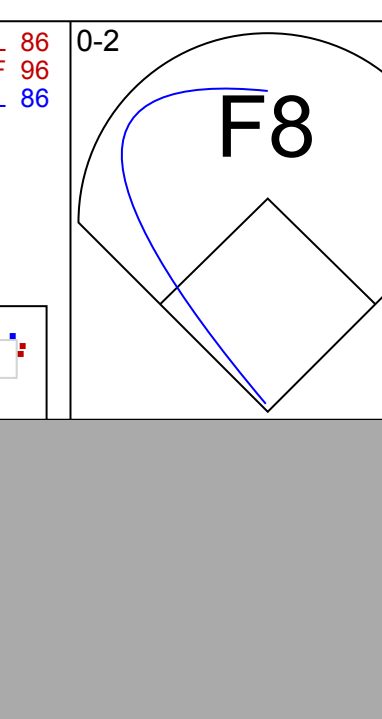
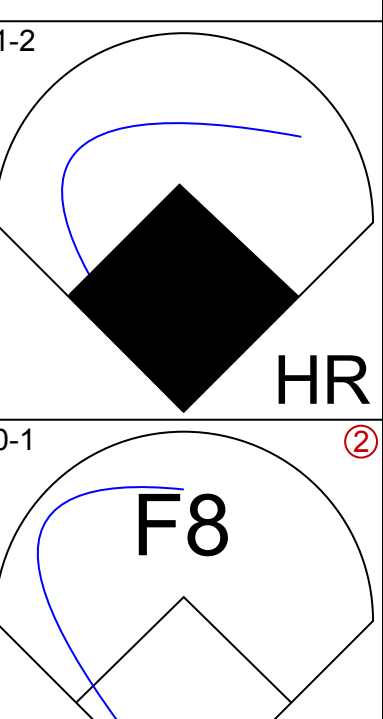
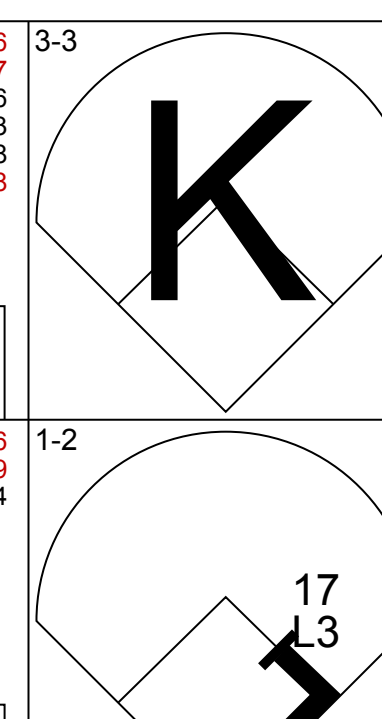
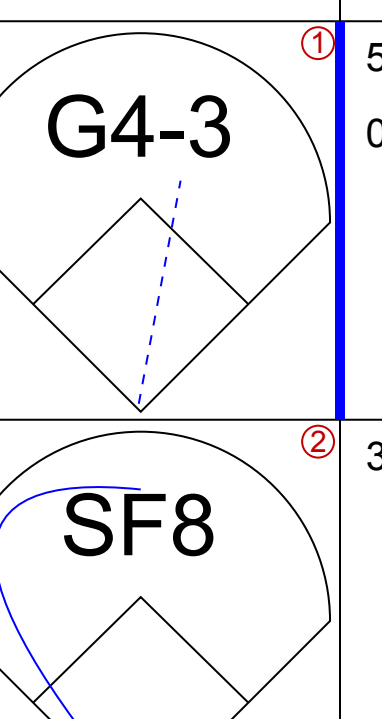
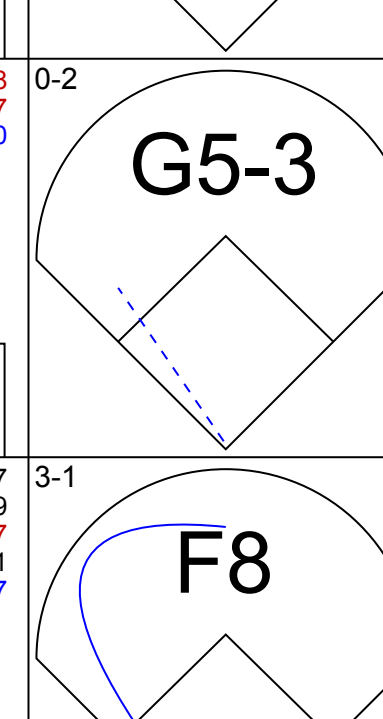

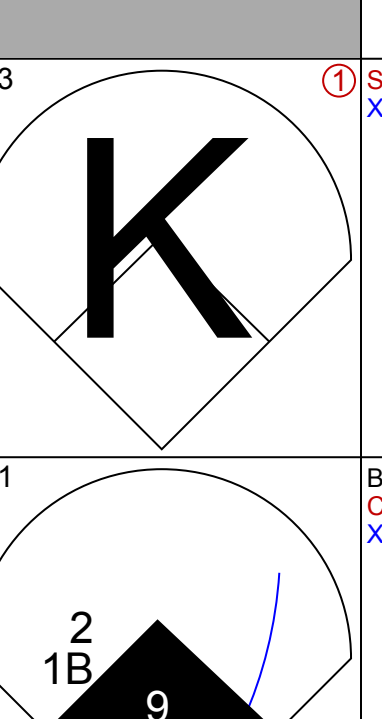
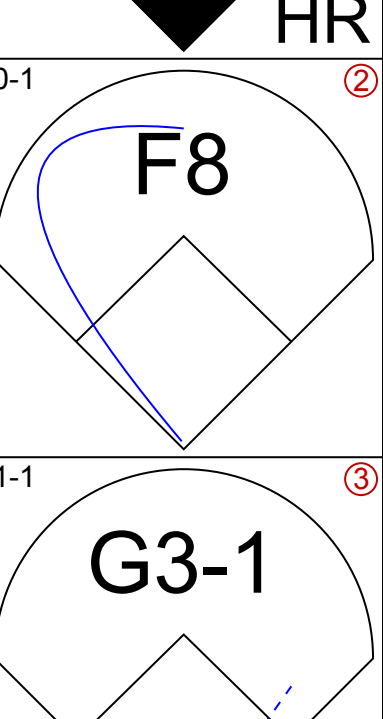
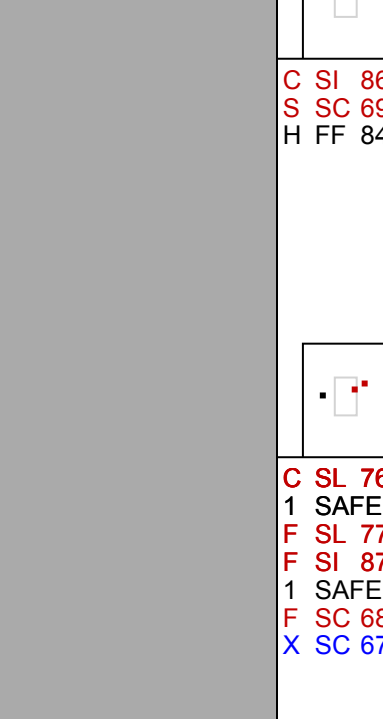
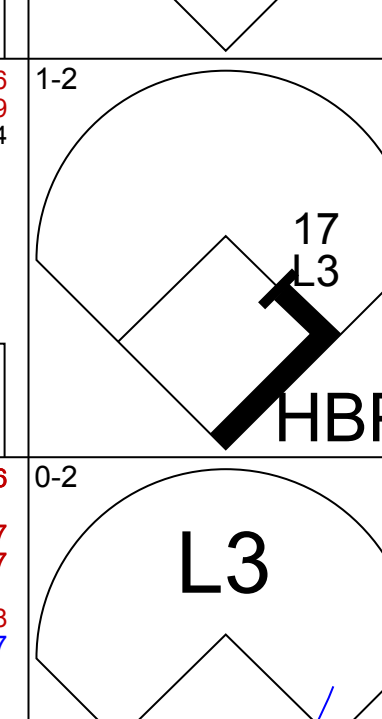
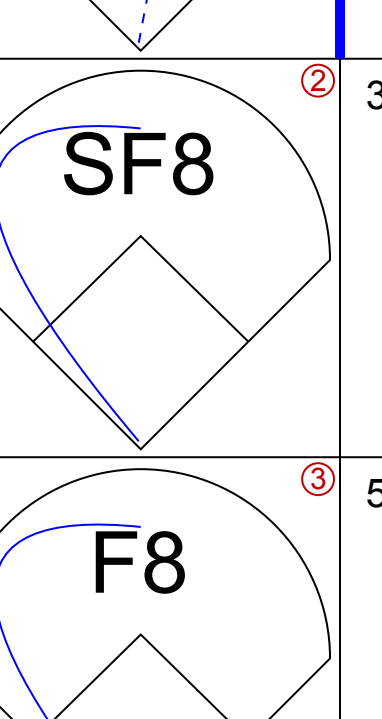
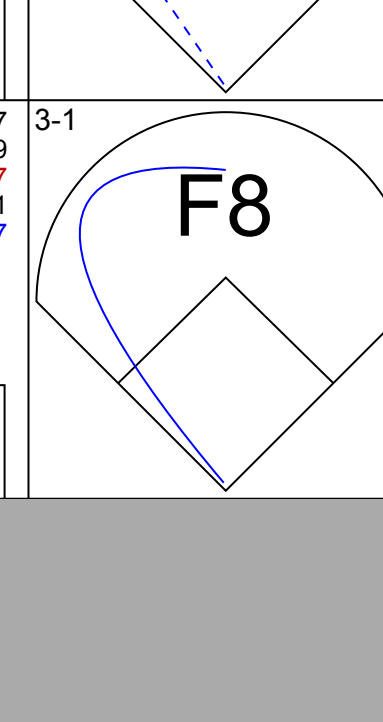

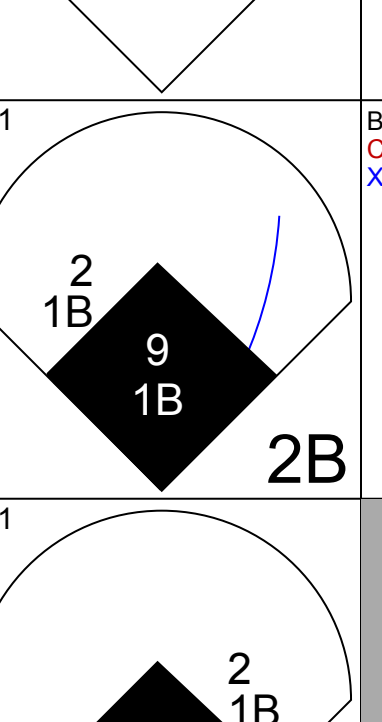
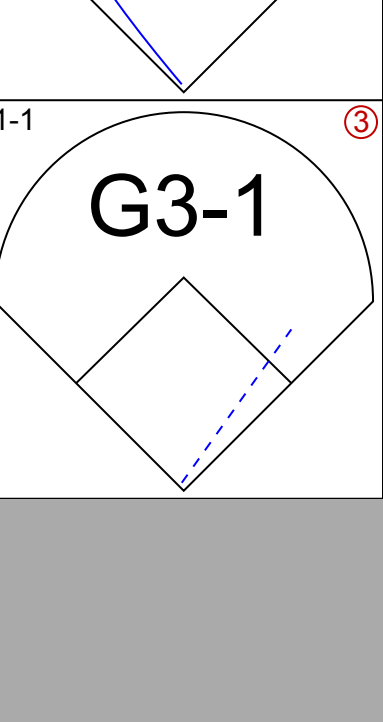
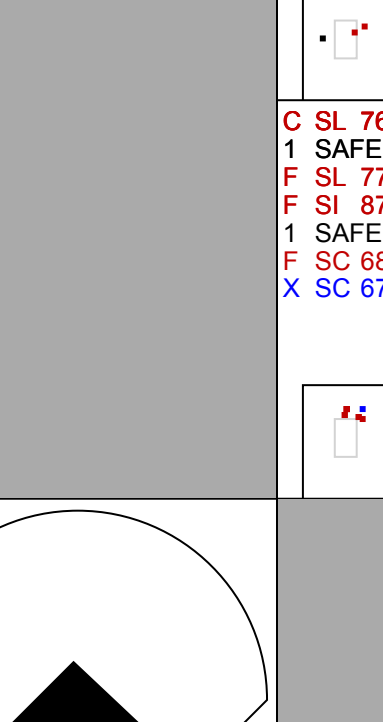
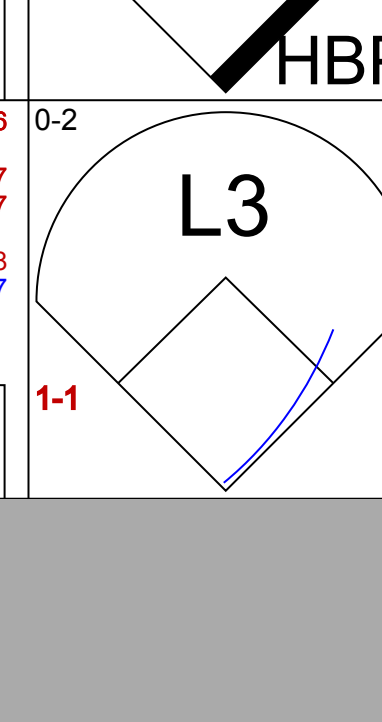
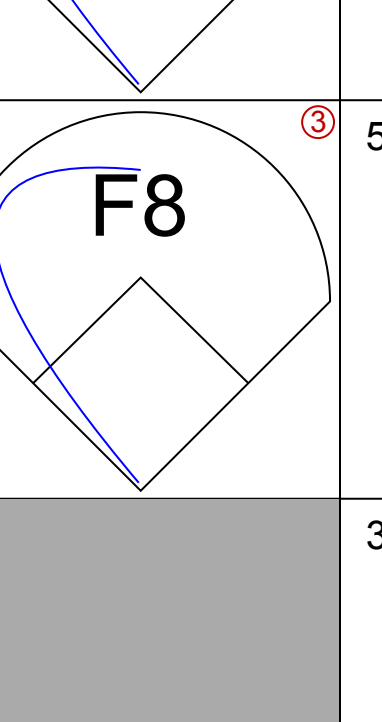

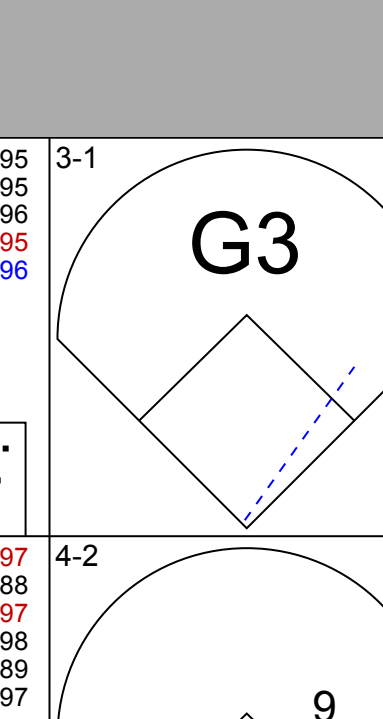

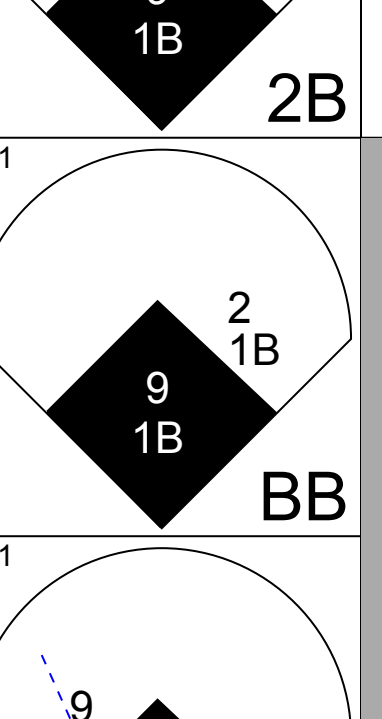

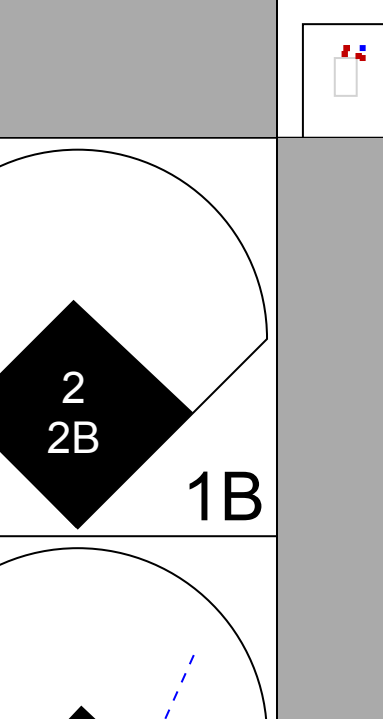



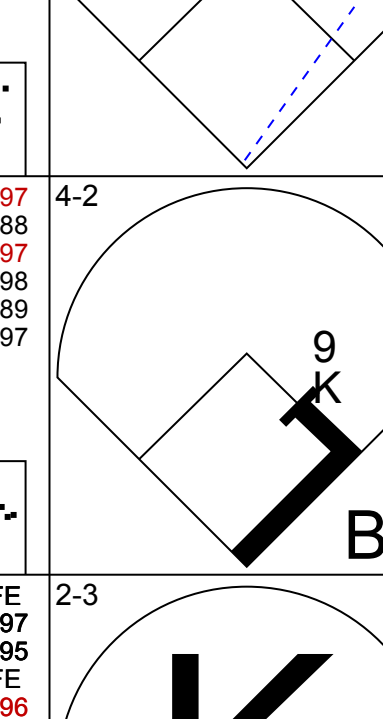

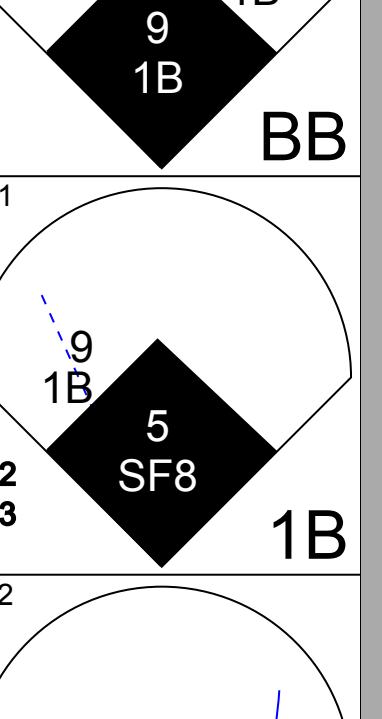

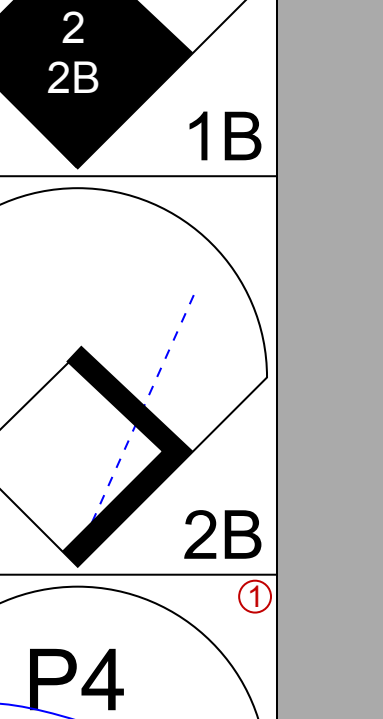



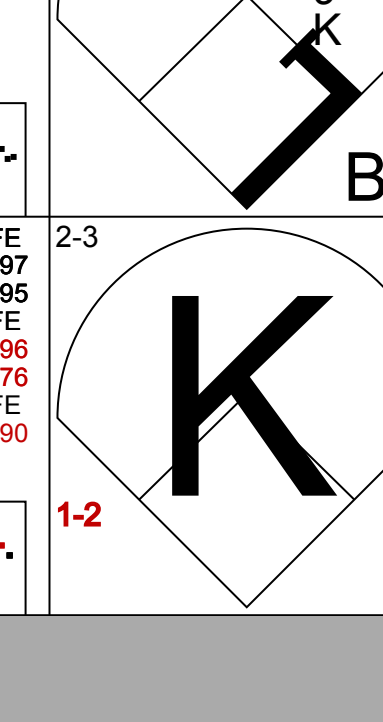

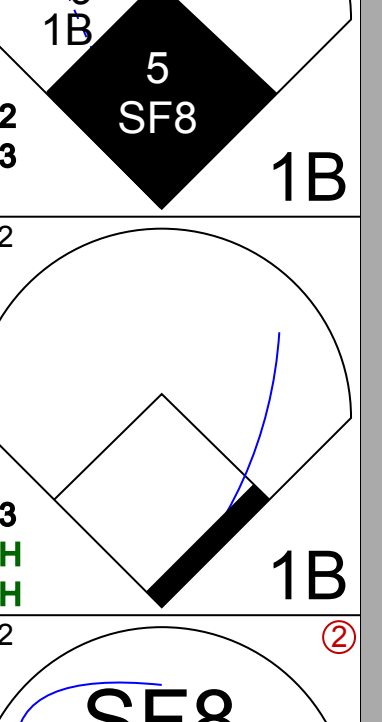

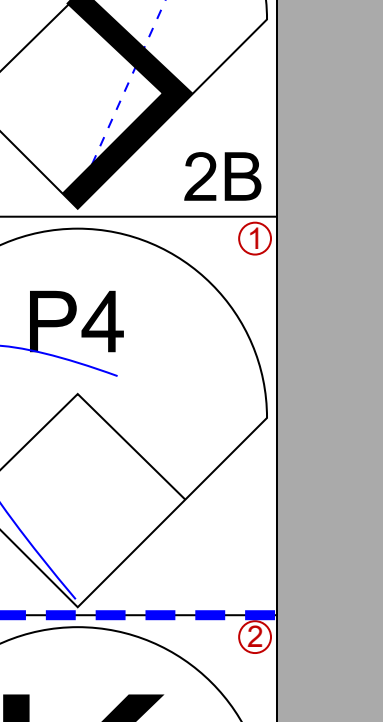


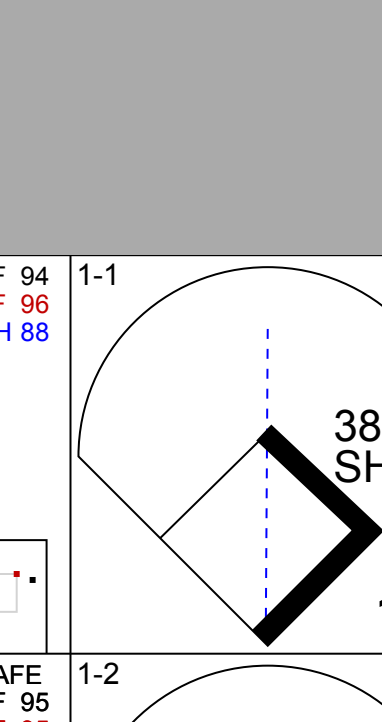
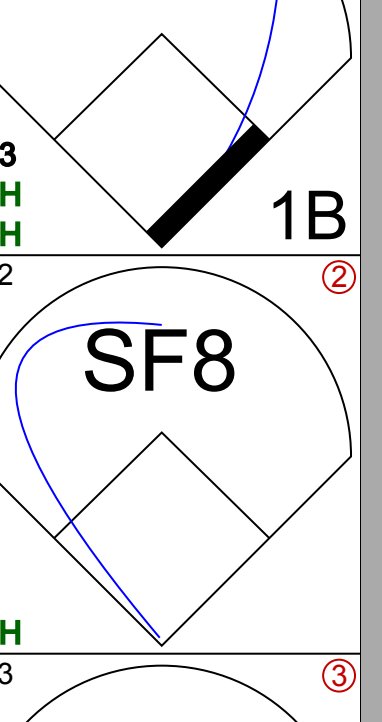

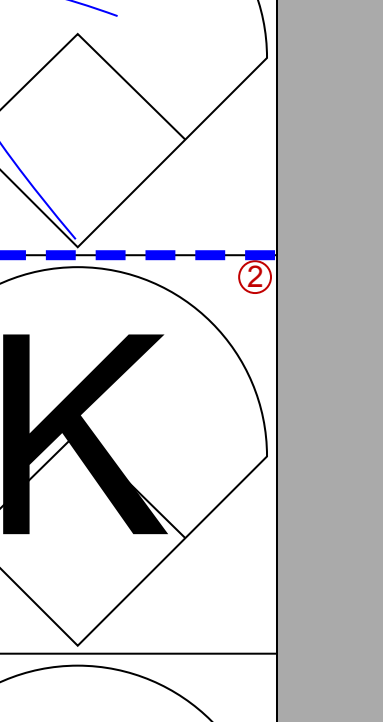


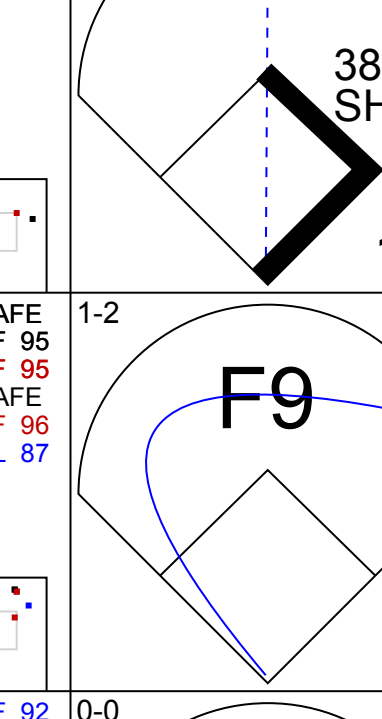
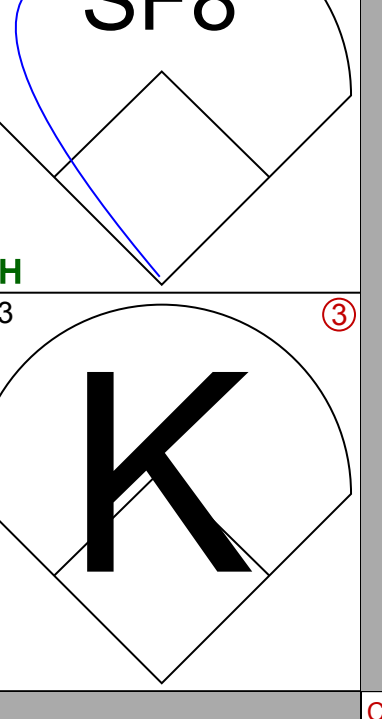

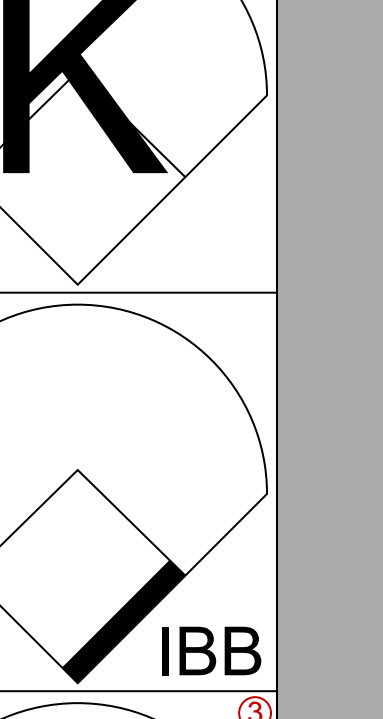



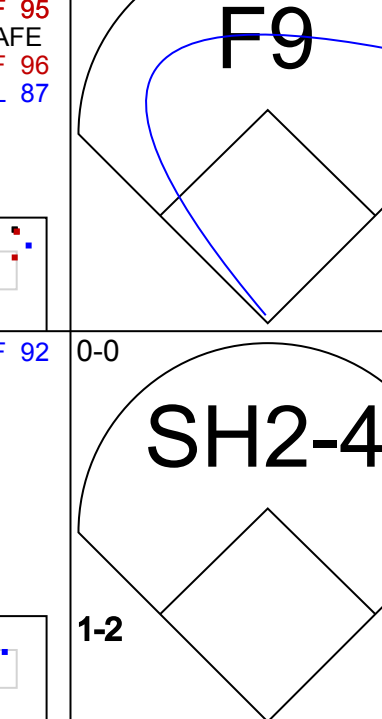
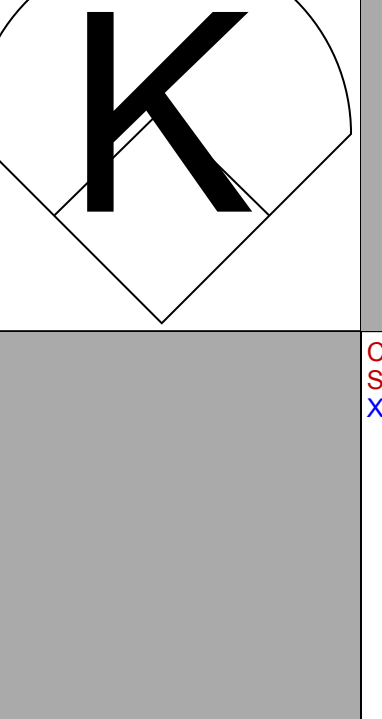

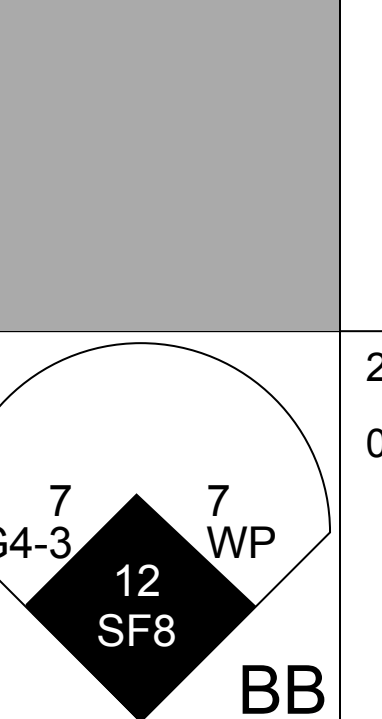
AB 34  
R 4  
H 9  
RBI 4  
BB 3  
SO 6  
LOB 16

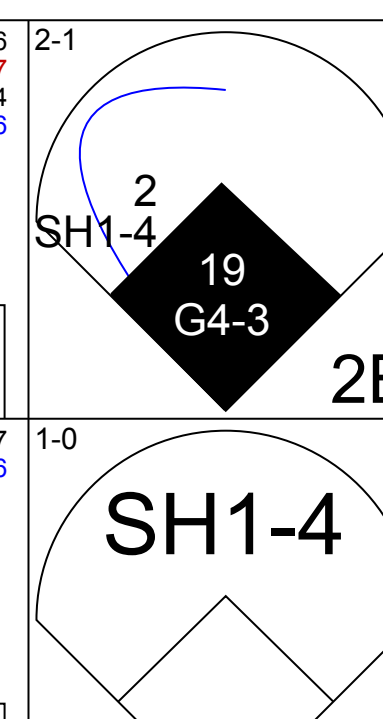
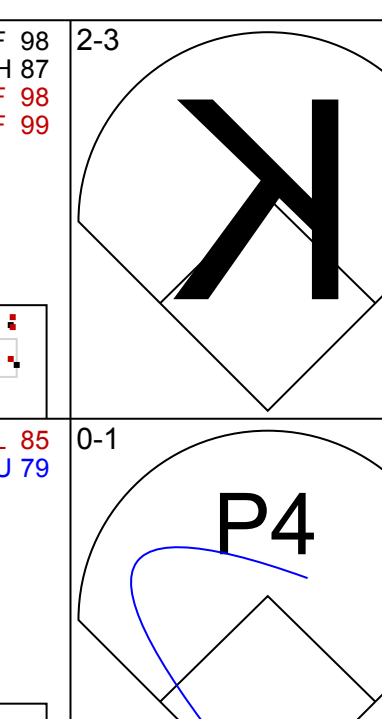
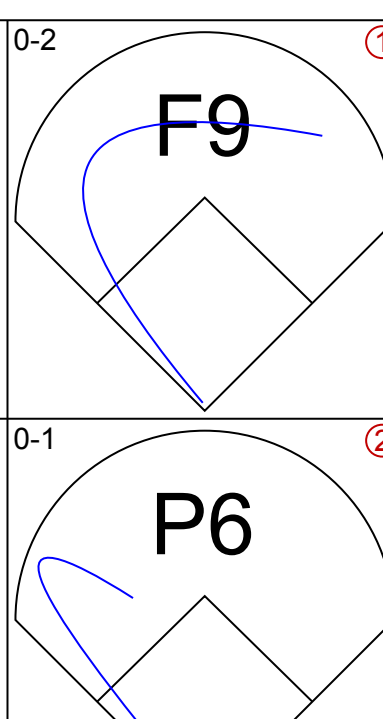
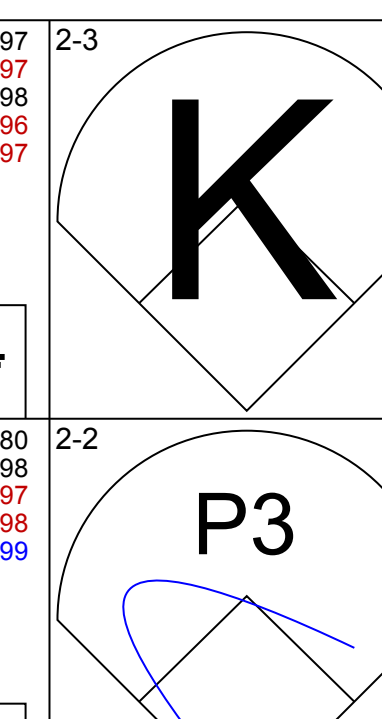
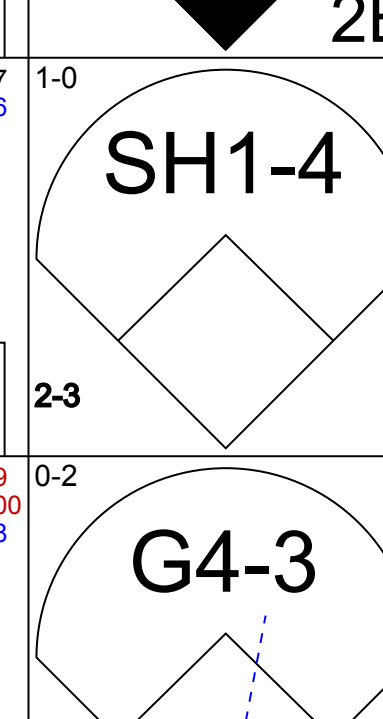
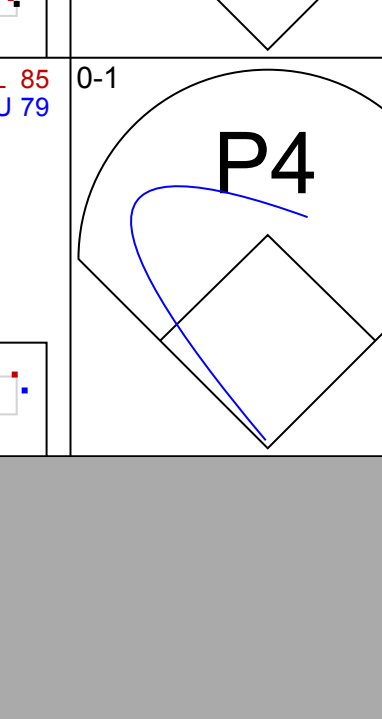
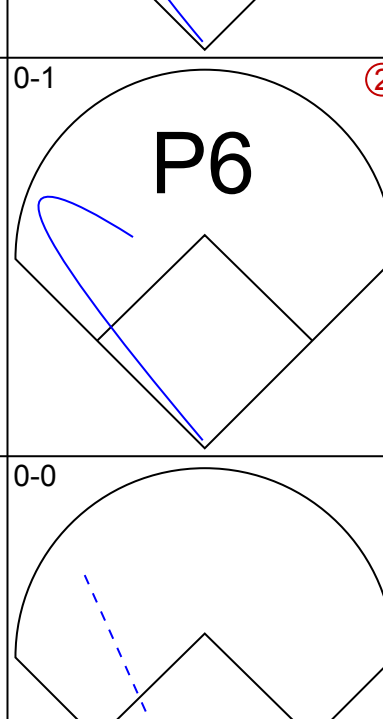
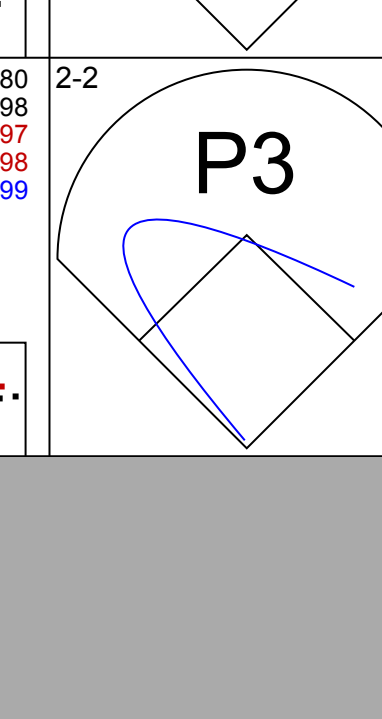
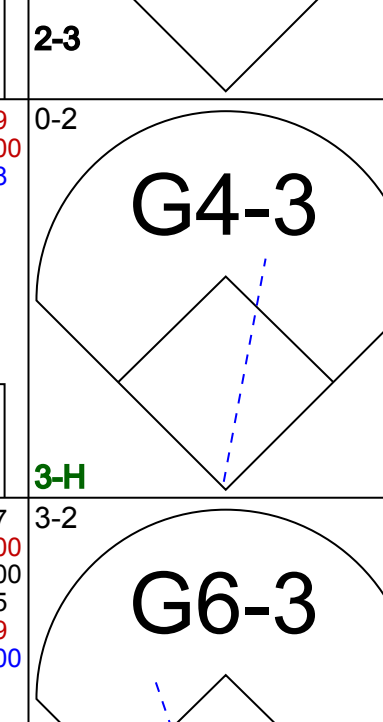

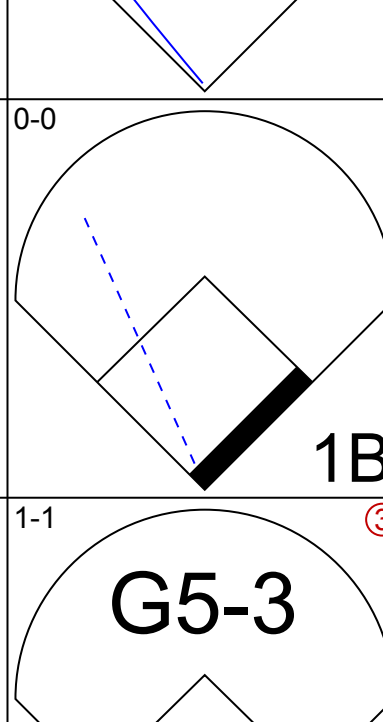

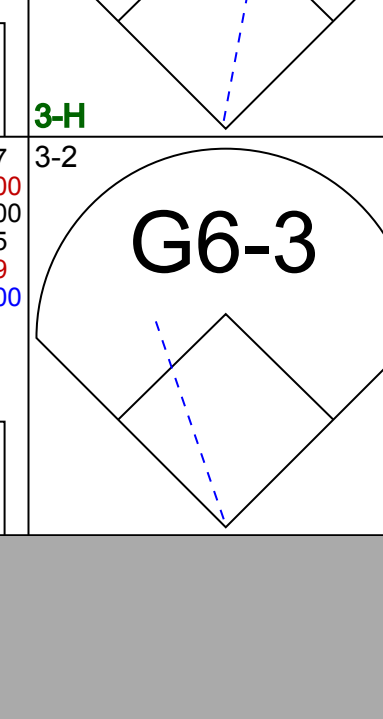

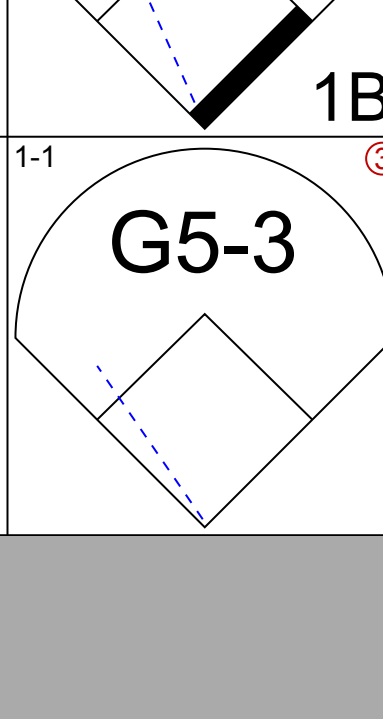


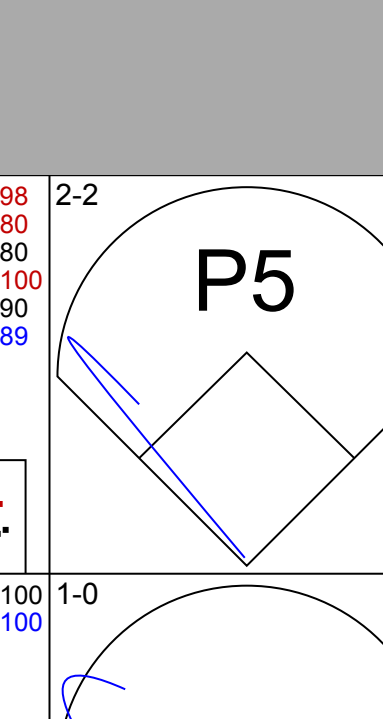












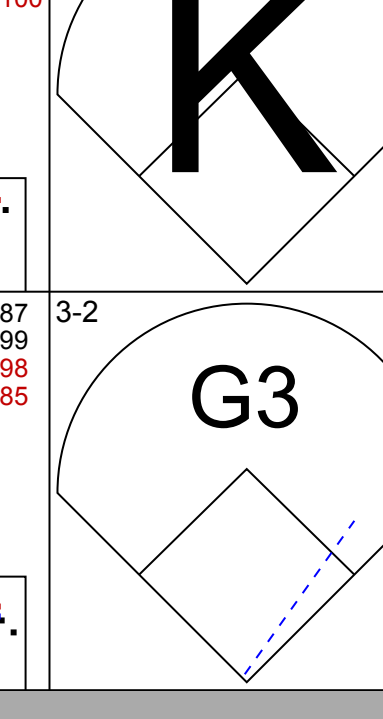


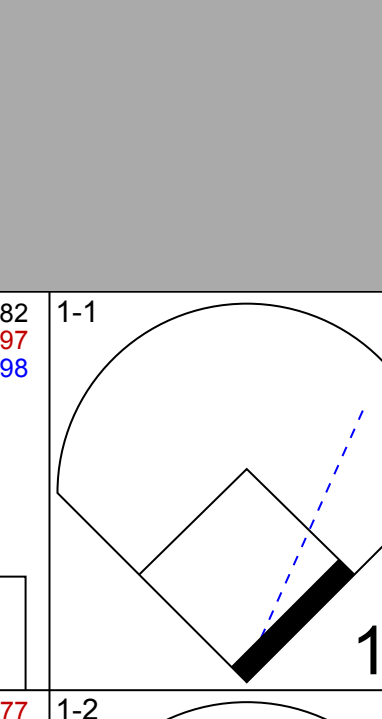

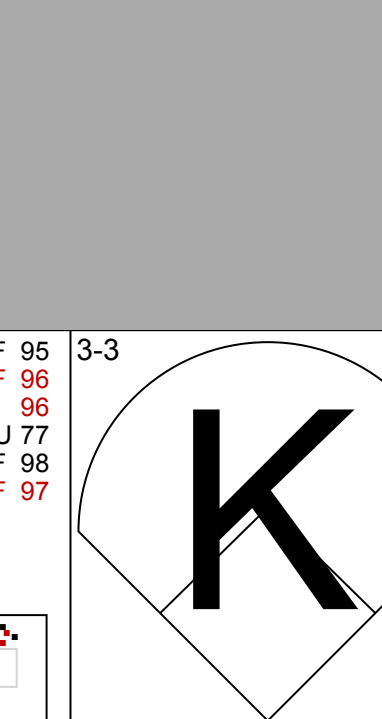

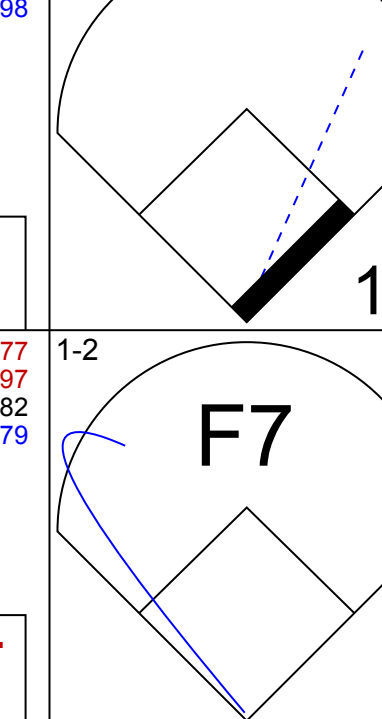








Batter	1	2	3	4	5	6	7	8	9	AB	R	H	RBI	BB	SO	LOB	TOP						
7 Seth Smith, L (1,7) OBP: 0.393, SLG: 0.495 97 Joe Beimel, L (9,1)										5	1	1	1	0	2	2	<b>Colorado Rockies @ Cincinnati Reds</b> Great American Ball Park, Cincinnati, OH Sat Aug 01 2009, 7:10 PM EDT Att: 23,452 - Cloudy - 79 F						
12 Clint Barmes, R (1,4) OBP: 0.302, SLG: 0.454									3	0	0	1	0	1	0								
17 Todd Helton, L (1,3) OBP: 0.403, SLG: 0.508									5	1	1	0	0	0	1								
11 Brad Hawpe, L (1,9) OBP: 0.398, SLG: 0.549									3	2	2	0	1	0	0								
2 Troy Tulowitzki, R (1,6) OBP: 0.360, SLG: 0.518									3	1	2	1	1	1	1								
9 Ian Stewart, L (1,5) OBP: 0.316, SLG: 0.472									4	0	1	2	0	2	3								
5 Carlos González, L (1,8) OBP: 0.314, SLG: 0.407									2	0	1	1	1	1	1								
8 Yorvit Torrealba, R (1,2) OBP: 0.316, SLG: 0.353									3	0	0	0	1	1	4								
38 Ubaldo Jiménez, R (1,1) OBP: 0.317, SLG: 0.243 24 Dexter Fowler, S (9,PH) OBP: 0.357, SLG: 0.382									2	0	0	0	0	0	2								
<b>Inning Stats</b>	R: 0 E: 0 K: 1 S: 8	H: 0 LOB: 0 BB: 0 P: 11	R: 0 E: 0 K: 1 S: 7	H: 0 LOB: 0 BB: 1 P: 16	R: 0 E: 0 K: 0 S: 9	H: 1 LOB: 1 BB: 0 P: 11	R: 3 E: 0 K: 2 S: 23	H: 3 LOB: 1 BB: 1 P: 37	R: 1 E: 0 K: 0 S: 10	H: 1 LOB: 0 BB: 0 P: 12	R: 1 E: 0 K: 1 S: 12	H: 2 LOB: 2 BB: 1 P: 22	R: 0 E: 0 K: 1 S: 10	H: 0 LOB: 0 BB: 0 P: 14	R: 0 E: 0 K: 2 S: 11	H: 1 LOB: 2 BB: 1 P: 19		R: 1 E: 0 K: 0 S: 8	H: 0 LOB: 0 BB: 1 P: 17	1B: 5 2B: 3 HR: 1	SF: 2 SAC: 1 HBP: 1	WP: 2 PB: 0 SB: 0 CS: 0	PA: 39
<b>PITCHER</b>	IP WLS BF H R ER SO BB IBB HBP BLK WP HR S P ERA WHIP	IP WLS BF H R ER SO BB IBB HBP BLK WP HR S P ERA WHIP	IP WLS BF H R ER SO BB IBB HBP BLK WP HR S P ERA WHIP	IP WLS BF H R ER SO BB IBB HBP BLK WP HR S P ERA WHIP	IP WLS BF H R ER SO BB IBB HBP BLK WP HR S P ERA WHIP	IP WLS BF H R ER SO BB IBB HBP BLK WP HR S P ERA WHIP	IP WLS BF H R ER SO BB IBB HBP BLK WP HR S P ERA WHIP	IP WLS BF H R ER SO BB IBB HBP BLK WP HR S P ERA WHIP	IP WLS BF H R ER SO BB IBB HBP BLK WP HR S P ERA WHIP	IP WLS BF H R ER SO BB IBB HBP BLK WP HR S P ERA WHIP	IP WLS BF H R ER SO BB IBB HBP BLK WP HR S P ERA WHIP	IP WLS BF H R ER SO BB IBB HBP BLK WP HR S P ERA WHIP	IP WLS BF H R ER SO BB IBB HBP BLK WP HR S P ERA WHIP	IP WLS BF H R ER SO BB IBB HBP BLK WP HR S P ERA WHIP	IP WLS BF H R ER SO BB IBB HBP BLK WP HR S P ERA WHIP	IP WLS BF H R ER SO BB IBB HBP BLK WP HR S P ERA WHIP	IP WLS BF H R ER SO BB IBB HBP BLK WP HR S P ERA WHIP	IP WLS BF H R ER SO BB IBB HBP BLK WP HR S P ERA WHIP	IP WLS BF H R ER SO BB IBB HBP BLK WP HR S P ERA WHIP	IP WLS BF H R ER SO BB IBB HBP BLK WP HR S P ERA WHIP	IP WLS BF H R ER SO BB IBB HBP BLK WP HR S P ERA WHIP	IP WLS BF H R ER SO BB IBB HBP BLK WP HR S P ERA WHIP	IP WLS BF H R ER SO BB IBB HBP BLK WP HR S P ERA WHIP

Batter	1	2	3	4	5	6	7	8	9	AB	R	H	RBI	BB	SO	LOB	BOTTOM						
15 Drew Sutton, S (1,7) OBP: 0.158, SLG: 0.222										4	1	1	0	0	2	1	<b>Colorado Rockies @ Cincinnati Reds</b> Great American Ball Park, Cincinnati, OH Sat Aug 01 2009, 7:10 PM EDT Att: 23,452 - Cloudy - 79 F						
2 Alex Gonzalez, R (1,6) OBP: 0.239, SLG: 0.272										3	0	0	0	0	0	1							
19 Joey Volto, L (1,3) OBP: 0.412, SLG: 0.596										4	0	1	1	0	1	0							
4 Brandon Phillips, R (1,4) OBP: 0.331, SLG: 0.465										4	0	1	0	0	0	1							
27 Scott Rolen, R (1,5) OBP: 0.366, SLG: 0.471										4	0	0	0	0	0	1							
31 Jonny Gomes, R (1,9) OBP: 0.372, SLG: 0.578										3	1	1	1	0	2	1							
17 Laynce Nix, L (1,8) OBP: 0.289, SLG: 0.441										3	0	0	0	0	2	0							
29 Ryan Hanigan, R (1,2) OBP: 0.404, SLG: 0.374										3	0	1	0	0	0	0							
34 Homer Bailey, R (1,1) 52 Daniel Herrera, L (6,1) 46 Carlos Fisher, R (8,1) 25 Wladimir Balentien, R (8,9) OBP: 0.287, SLG: 0.350										2	0	0	0	0	0	0							
<b>Inning Stats</b>	R: 1 E: 0 K: 0 S: 9	H: 1 LOB: 0 BB: 0 P: 15	R: 1 E: 0 K: 1 S: 11	H: 1 LOB: 0 BB: 0 P: 18	R: 0 E: 0 K: 2 S: 8	H: 0 LOB: 0 BB: 0 P: 13	R: 0 E: 0 K: 1 S: 9	H: 1 LOB: 1 BB: 0 P: 14	R: 0 E: 0 K: 1 S: 8	H: 0 LOB: 0 BB: 0 P: 12	R: 0 E: 0 K: 0 S: 8	H: 1 LOB: 1 BB: 0 P: 9	R: 0 E: 0 K: 2 S: 11	H: 0 LOB: 0 BB: 0 P: 13	R: 0 E: 0 K: 1 S: 11	H: 1 LOB: 1 BB: 0 P: 17		R: 0 E: 0 K: 1 S: 7	H: 0 LOB: 0 BB: 0 P: 10	1B: 3 2B: 1 HR: 1	SF: 0 SAC: 1 HBP: 0	WP: 0 PB: 0 SB: 0 CS: 0	PA: 32
<b>PITCHER</b>	IP WLS BF H R ER SO BB IBB HBP BLK WP HR S P ERA WHIP	IP WLS BF H R ER SO BB IBB HBP BLK WP HR S P ERA WHIP	IP WLS BF H R ER SO BB IBB HBP BLK WP HR S P ERA WHIP	IP WLS BF H R ER SO BB IBB HBP BLK WP HR S P ERA WHIP	IP WLS BF H R ER SO BB IBB HBP BLK WP HR S P ERA WHIP	IP WLS BF H R ER SO BB IBB HBP BLK WP HR S P ERA WHIP	IP WLS BF H R ER SO BB IBB HBP BLK WP HR S P ERA WHIP	IP WLS BF H R ER SO BB IBB HBP BLK WP HR S P ERA WHIP	IP WLS BF H R ER SO BB IBB HBP BLK WP HR S P ERA WHIP	IP WLS BF H R ER SO BB IBB HBP BLK WP HR S P ERA WHIP	IP WLS BF H R ER SO BB IBB HBP BLK WP HR S P ERA WHIP	IP WLS BF H R ER SO BB IBB HBP BLK WP HR S P ERA WHIP	IP WLS BF H R ER SO BB IBB HBP BLK WP HR S P ERA WHIP	IP WLS BF H R ER SO BB IBB HBP BLK WP HR S P ERA WHIP	IP WLS BF H R ER SO BB IBB HBP BLK WP HR S P ERA WHIP	IP WLS BF H R ER SO BB IBB HBP BLK WP HR S P ERA WHIP	IP WLS BF H R ER SO BB IBB HBP BLK WP HR S P ERA WHIP	IP WLS BF H R ER SO BB IBB HBP BLK WP HR S P ERA WHIP	IP WLS BF H R ER SO BB IBB HBP BLK WP HR S P ERA WHIP	IP WLS BF H R ER SO BB IBB HBP BLK WP HR S P ERA WHIP	IP WLS BF H R ER SO BB IBB HBP BLK WP HR S P ERA WHIP	IP WLS BF H R ER SO BB IBB HBP BLK WP HR S P ERA WHIP	IP WLS BF H R ER SO BB IBB HBP BLK WP HR S P ERA WHIP





Batter	1	2	3	4	5	6	7	8	9	10	11	AB	R	H	RBI	BB	SO	LOB	TOP							
7 Seth Smith, L OBP: 0.391, SLG: 0.490 24 Dexter Fowler, S OBP: 0.357, SLG: 0.389	G6-3 1B		G6-3		G3-1		P2		K		27 1B 3B	4	0	1	0	0	0	1								
12 Clint Barnes, R OBP: 0.300, SLG: 0.451 56 Franklin Morales, L OBP: 0.500, SLG: 0.500 27 Garrett Alkins, R OBP: 0.305, SLG: 0.328 16 Huston Street, R	SH5-3 1B		G1-6-3 BB		P2		P4		K		3B 1B	3	0	0	0	1	1	1								
17 Todd Helton, L OBP: 0.400, SLG: 0.503	G6-3		G1-6-3				G6-3		G4-3		P5	6	0	1	0	0	0	3								
11 Brad Hawpe, L OBP: 0.396, SLG: 0.543	FC6-4 BB		G3-1		FC4-6 1B		K		K		K	4	1	0	0	1	2	1								
2 Troy Tulowitzki, R OBP: 0.361, SLG: 0.525	FC6-4		K		K		9 1B E		G5-3		G5-3	5	2	2	1	0	1	2								
9 Ian Stewart, L OBP: 0.300, SLG: 0.483	F9		HR		E6 F7		P6		BB		CS	4	1	2	2	1	0	0								
20 Chris Iannetta, R OBP: 0.340, SLG: 0.452	P6		F7		F7		5 1B		CS		SH5-3 24 3B 5 WP	5	1	2	0	0	0	1								
5 Carlos González, L OBP: 0.336, SLG: 0.423	1B		1B		SH1-4 1B		1B		SH5-3		G4-3	3	0	3	0	1	0	0								
21 Jason Marquis, L ERA: 3.49 19 Ryan Hanigan, R OBP: 0.309, SLG: 0.366 97 Joe Beimel, L ERA: 3.54 31 Matt Daley, R ERA: 3.3 6 Omar Quintanilla, L OBP: 0.275, SLG: 0.320	G4-3		G2		SH1-4 1B		G3		G3		G4-3	2	0	0	0	0	0	3								
<b>Inning Stats</b>	R: 0 E: 0 K: 0 S: 12	H: 1 LOB: 2 BB: 1 P: 19	R: 0 E: 0 K: 0 S: 8	H: 1 LOB: 1 BB: 0 P: 13	R: 0 E: 0 K: 0 S: 9	H: 0 LOB: 0 BB: 1 P: 16	R: 1 E: 0 K: 1 S: 11	H: 1 LOB: 0 BB: 0 P: 14	R: 0 E: 0 K: 0 S: 8	H: 1 LOB: 1 BB: 0 P: 11	R: 2 E: 0 K: 0 S: 15	H: 3 LOB: 2 BB: 1 P: 28	R: 0 E: 0 K: 0 S: 9	H: 0 LOB: 0 BB: 0 P: 13	R: 1 E: 0 K: 1 S: 16	H: 3 LOB: 2 BB: 0 P: 24	R: 0 E: 0 K: 2 S: 12	H: 0 LOB: 0 BB: 0 P: 16	R: 0 E: 0 K: 1 S: 7	H: 0 LOB: 0 BB: 1 P: 18	R: 2 E: 0 K: 0 S: 10	H: 3 LOB: 1 BB: 0 P: 20	1B: 10 2B: 0 3B: 1 HR: 2	SF: 0 SAC: 3 DP: 1 HBP: 0	WP: 1 PB: 0 SB: 0 CS: 1	PA: 49
<b>PITCHER</b>	IP 7.0	WLS 0	BF 30	H 7	R 3	ER 3	SO 1	BB 0	IBB 0	HBP 0	BLK 0	WP 0	HR 0	S 1	P 72	ERA 3.86	WHIP 1.286									
61 Bronson Arroyo, R ERA: 5.1 53 Arthur Rhodes, L ERA: 2.21 48 Francisco Cordero, R ERA: 1.7 40 Nick Masset, R ERA: 2.74	IP 1.0	WLS 0	BF 6	H 3	R 1	ER 1	SO 1	BB 0	IBB 0	HBP 0	BLK 0	WP 0	HR 0	S 16	P 24	ERA 9.00	WHIP 3.000									

Colorado Rockies @ Cincinnati Reds  
Great American Ball Park, Cincinnati, OH  
Sun Aug 02 2009, 1:10 PM EDT  
Att: 31,142 - Party Cloudy - 76 F

AB 41  
R 6  
H 13  
RBI 5  
BB 4  
SO 5  
LOB 15



Batter	1	2	3	4	5	6	7	8	9	10	11	AB	R	H	RBI	BB	SO	LOB	BOTTOM					
15 Drew Sutton, S OBP: 0.208, SLG: 0.261	29 1B CS		29 1B CS		K		K		G6-4-3		G6-4-3	5	0	2	0	0	2	1						
29 Ryan Hanigan, R OBP: 0.309, SLG: 0.366	G1		G6-3		G6-3		F9		F9		K	4	0	0	0	1	1	1						
19 Joey Votto, L OBP: 0.411, SLG: 0.602	BB		BB		L8		HR		HR		G3-1	4	1	1	1	1	1	1						
4 Brandon Phillips, R OBP: 0.329, SLG: 0.464	L7		L6		L6		17 HR 2B		K		K	5	1	1	0	0	2	2						
27 Scott Rolen, R OBP: 0.360, SLG: 0.468 23 Adam Rosales, R OBP: 0.287, SLG: 0.313	F9		L9		L9		17 HR HBP		G4-3		G4-3	2	0	0	0	0	2							
31 Jonny Gomes, R OBP: 0.363, SLG: 0.561	L7		K		K		F9		F7		F7	4	0	0	0	1	2							
17 Laynce Nix, L OBP: 0.289, SLG: 0.451	G1-3		F8		F8		HR		F8		F8	4	1	1	3	0	0	0						
2 Alex Gonzalez, R OBP: 0.239, SLG: 0.268	G6-3		G5-3		G5-3		G5-3		G5-3		15 G6-4-3 BB	3	0	0	0	1	0	1						
61 Bronson Arroyo, R ERA: 3.49 29 Ryan Hanigan, R OBP: 0.309, SLG: 0.366 53 Arthur Rhodes, L ERA: 2.21 48 Francisco Cordero, R ERA: 1.7 34 Homer Bailey, R ERA: 3.3 40 Nick Masset, R ERA: 2.74	IP 7.0	WLS 0	BF 27	H 4	R 3	ER 3	SO 4	BB 2	IBB 0	HBP 1	BLK 0	WP 0	HR 1	S 66	P 101	ERA 3.86	WHIP 0.857							
<b>PITCHER</b>	IP 1.0	WLS 0	BF 3	H 0	R 0	ER 0	SO 2	BB 0	IBB 0	HBP 0	BLK 0	WP 0	HR 0	S 7	P 10	ERA 0.00	WHIP 0.000							
16 Huston Street, R ERA: 2.38	IP 1.0	WLS 0	BF 3	H 0	R 0	ER 0	SO 2	BB 0	IBB 0	HBP 0	BLK 0	WP 0	HR 0	S 7	P 10	ERA 0.00	WHIP 0.000							
<b>Inning Stats</b>	R: 0 E: 0 K: 0 S: 10	H: 1 LOB: 2 BB: 1 P: 18	R: 0 E: 0 K: 0 S: 7	H: 0 LOB: 0 BB: 0 P: 13	R: 0 E: 0 K: 2 S: 11	H: 1 LOB: 1 BB: 1 P: 18	R: 0 E: 0 K: 1 S: 9	H: 0 LOB: 0 BB: 0 P: 7	R: 0 E: 0 K: 1 S: 9	H: 0 LOB: 0 BB: 0 P: 10	R: 3 E: 0 K: 0 S: 15	H: 2 LOB: 1 BB: 0 P: 22	R: 1 E: 0 K: 2 S: 14	H: 1 LOB: 0 BB: 0 P: 22	R: 0 E: 0 K: 0 S: 10	H: 0 LOB: 0 BB: 0 P: 13	R: 0 E: 0 K: 1 S: 8	H: 0 LOB: 0 BB: 1 P: 14	R: 0 E: 0 K: 2 S: 7	H: 0 LOB: 0 BB: 0 P: 10	1B: 2 2B: 1 3B: 0 HR: 2	SF: 0 SAC: 0 DP: 1 HBP: 1	WP: 0 PB: 0 SB: 0 CS: 1	PA: 40
<b>PITCHER</b>	IP 1.0	WLS 0	BF 3	H 0	R 0	ER 0	SO 2	BB 0	IBB 0	HBP 0	BLK 0	WP 0	HR 0	S 7	P 10	ERA 0.00	WHIP 0.000							
21 Jason Marquis, R ERA: 3.49 63 Rafael Betancourt, R ERA: 3.09 97 Joe Beimel, L ERA: 3.54 31 Matt Daley, R ERA: 3.3 56 Franklin Morales, L ERA: 2.68	IP 0.2	WLS H	BF 2	H 0	R 0	ER 0	SO 4	BB 0	IBB 0	HBP 0	BLK 0	WP 0	HR 0	S 8	P 13	ERA 0.00	WHIP 0.000							

Colorado Rockies @ Cincinnati Reds  
Great American Ball Park, Cincinnati, OH  
Sun Aug 02 2009, 1:10 PM EDT  
Att: 31,142 - Party Cloudy - 76 F

AB 36  
R 4  
H 5  
RBI 4  
BB 3  
SO 9  
LOB 12





Batter	1	2	3	4	5	6	7	8	9	AB	R	H	RBI	BB	SO	LOB	TOP										
1 Kosuke Fukudome, L (1, 8) OBP: 0.388, SLG: 0.443										3	1	1	0	2	1	1	<p>Chicago Cubs @ Cincinnati Reds Great American Ball Park, Cincinnati, OH Mon Aug 03 2009, 7:10 PM EDT Att: 22,222 - Clear - 78 F</p> <p>livebaseballscores.com</p> <p>AB 31 R 4 H 7 RBI 4 BB 4 SO 11 LOB 13</p>										
2 Ryan Theriot, R (1, 6) OBP: 0.348, SLG: 0.419										3	0	0	0	0	1	2											
25 Derrek Lee, R (1, 3) OBP: 0.366, SLG: 0.536										4	0	1	1	0	2	1											
16 Aramis Ramirez, R (1, 5) OBP: 0.410, SLG: 0.584										3	0	0	0	1	1	0											
21 Milton Bradley, S (1, 9) OBP: 0.387, SLG: 0.384										2	1	0	0	1	1	0											
12 Alfonso Soriano, R (1, 7) OBP: 0.314, SLG: 0.445										4	1	1	0	0	2	3											
17 Mike Fontenot, L (1, 4) 43 John Grabow, L (8, 1) 49 Carlos Marmol, R (9, 1)										4	1	2	3	0	0	3											
55 Koyie Hill, S (1, 2) OBP: 0.288, SLG: 0.287										4	0	1	0	0	3	1											
36 Randy Wells, R (1, 1) 28 Jeff Baker, R (8, 4) 13 Andrés Blanco, S (9, 4)										3	0	1	0	0	0	1											
Inning Stats	R: 0 E: 0 K: 1 S: 7	H: 0 LOB: 0 BB: 1 P: 13	R: 3 E: 0 K: 2 S: 20	H: 3 LOB: 1 BB: 0 P: 30	R: 0 E: 0 K: 1 S: 7	H: 0 LOB: 0 BB: 0 P: 11	R: 0 E: 0 K: 2 S: 8	H: 0 LOB: 0 BB: 0 P: 10	R: 0 E: 0 K: 1 S: 10	H: 1 LOB: 1 BB: 0 P: 15	R: 0 E: 0 K: 2 S: 10	H: 0 LOB: 0 BB: 0 P: 16	R: 0 E: 0 K: 1 S: 8	H: 1 LOB: 1 BB: 0 P: 12	R: 1 E: 0 K: 1 S: 10	H: 1 LOB: 3 BB: 3 P: 27		R: 0 E: 0 K: 0 S: 11	H: 1 LOB: 0 BB: 0 P: 13	1B: 3 2B: 3 3B: 0 HR: 1	SF: 0 SAC: 1 DP: 2 HBP: 1	WP: 0 PB: 0 SB: 0 CS: 0	PA: 37				
PITCHER	IP	WLS	BF	H	R	ER	SO	BB	IBB	HBP	BLK	WP	HR	S	P	ERA	WHIP										
39 Aaron Harang, R (1, 1) ERA: 4.52	7.1	L	30	6	4	4	10	2	0	1	0	0	1	73	114	4.91	1.091										
25 David Weathers, R (8, 1) ERA: 3.41	0.2		4	0	0	0	1	1	1	0	0	0	0	7	20	0.00	1.500										
52 Daniel Herrera, L (9, 1) ERA: 2.64	1.0	S	3	1	0	0	0	0	0	0	0	0	0	11	13	0.00	1.000										

Batter	1	2	3	4	5	6	7	8	9	AB	R	H	RBI	BB	SO	LOB	BOTTOM										
3 Willy Taveras, R (1, 8) OBP: 0.275, SLG: 0.286										5	0	0	0	0	1	2	<p>Chicago Cubs @ Cincinnati Reds Great American Ball Park, Cincinnati, OH Mon Aug 03 2009, 7:10 PM EDT Att: 22,222 - Clear - 78 F</p> <p>livebaseballscores.com</p> <p>AB 33 R 2 H 8 RBI 2 BB 3 SO 6 LOB 14</p>										
23 Adam Rosales, R (1, 5) OBP: 0.286, SLG: 0.312										4	0	1	0	0	0	0											
19 Joey Volto, L (1, 3) OBP: 0.413, SLG: 0.598										2	0	0	0	1	1	0											
4 Brandon Phillips, R (1, 4) OBP: 0.328, SLG: 0.462										4	0	1	0	0	0	2											
17 Laynce Nix, L (1, 7) OBP: 0.292, SLG: 0.450										3	1	1	0	1	1	2											
31 Jonny Gomes, R (1, 9) OBP: 0.360, SLG: 0.552										4	0	1	0	0	2	2											
29 Ryan Hanigan, R (1, 2) OBP: 0.406, SLG: 0.371										3	0	2	0	1	0	0											
7 Paul Janish, R (1, 6) OBP: 0.299, SLG: 0.264										3	0	0	0	0	0	3											
25 David Weathers, R (8, 1) 52 Daniel Herrera, L (9, 1) 25 Wladimir Balentien, R (9, PH) OBP: 0.264, SLG: 0.346										0	0	0	0	0	0	0											
39 Aaron Harang, R (1, 1) 2 Alex Gonzalez, R (8, 6) OBP: 0.175, SLG: 0.256										2	0	0	0	0	1	1											
Inning Stats	R: 0 E: 0 K: 1 S: 7	H: 0 LOB: 0 BB: 0 P: 13	R: 0 E: 0 K: 0 S: 5	H: 1 LOB: 0 BB: 0 P: 8	R: 0 E: 0 K: 1 S: 8	H: 0 LOB: 0 BB: 0 P: 9	R: 0 E: 0 K: 1 S: 11	H: 1 LOB: 2 BB: 1 P: 19	R: 0 E: 0 K: 1 S: 11	H: 1 LOB: 1 BB: 0 P: 17	R: 0 E: 0 K: 0 S: 5	H: 0 LOB: 0 BB: 0 P: 9	R: 0 E: 0 K: 1 S: 12	H: 1 LOB: 2 BB: 1 P: 20	R: 1 E: 0 K: 0 S: 11	H: 2 LOB: 1 BB: 0 P: 14	R: 1 E: 0 K: 1 S: 23	H: 2 LOB: 2 BB: 1 P: 36	1B: 6 2B: 1 3B: 0 HR: 1	SF: 0 SAC: 0 DP: 2 HBP: 1	WP: 1 PB: 0 SB: 0 CS: 0	PA: 37					
PITCHER	IP	WLS	BF	H	R	ER	SO	BB	IBB	HBP	BLK	WP	HR	S	P	ERA	WHIP										
36 Randy Wells, R (1, 1) ERA: 2.73	7.1	W	29	6	1	1	5	2	0	0	0	0	1	69	106	1.23	1.091										
43 John Grabow, L (8, 1) ERA: 3.25	0.2	H	2	0	0	0	0	0	0	1	0	0	0	1	3	0.00	0.000										
49 Carlos Marmol, R (9, 1) ERA: 3.63	1.0	S	6	2	1	1	1	1	0	0	0	0	0	23	36	9.00	3.000										



Batter	1	2	3	4	5	6	7	8	9	AB	R	H	RBI	BB	SO	LOB	TOP
1 Kosuke Fukudome, L (1, 8) OBP: 0.388, SLG: 0.451			G4-3		F8	FC5		K		5	1	2	2	0	1	2	
2 Ryan Theriot, R (1, 6) OBP: 0.347, SLG: 0.415	L8		HBP		G6-4-3	FC5		G6-3		4	0	0	0	0	0	4	
25 Derrek Lee, R (1, 3) OBP: 0.364, SLG: 0.540	K		K		F7	HR		K		5	1	1	1	0	3	1	
16 Aramis Ramirez, R (1, 5) OBP: 0.409, SLG: 0.582	FC6-4		FC6		FC6-4	HR		K		4	1	1	0	1	1	1	
5 Jake Fox, R (1, 9) OBP: 0.344, SLG: 0.591	FC6-4				F7	HR		G6-3		3	1	0	0	0	0	1	
27 Sam Fuld, L (9, 8) OBP: 0.407, SLG: 0.435	FC6-4				F8	HBP		G6-3		0	0	0	0	0	0	0	
12 Alfonso Soriano, R (1, 7) OBP: 0.316, SLG: 0.444	K		K		F8	HBP		G6-3		3	1	1	0	1	1	0	
17 Mike Fontenot, L (1, 4) OBP: 0.303, SLG: 0.395	2B		F8		F8	BB		F7		4	0	1	0	0	1	4	
55 Koyie Hill, S (1, 2) OBP: 0.293, SLG: 0.304	L8		L8		2B	1B		F9		4	1	2	2	0	0	1	
32 Tom Gorzelanny, R (1, 1) OBP: 0.333, SLG: 0.200	G2-3		G2-3		G6-4-3	1B		G5-3		3	0	1	1	1	0	1	
45 Sean Marshall, L (8, 1) OBP: 0.231, SLG: 0.231					BB	1B				0	0	0	0	0	0	0	
37 Angel Guzman, R (8, 1)					BB	1B				0	0	0	0	0	0	0	
<b>Inning Stats</b>	R: 1 H: 1 E: 0 K: 1 S: 11	H: 1 R: 0 ER: 0 LOB: 1 BB: 1 P: 20	H: 1 R: 0 ER: 0 LOB: 1 BB: 0 P: 13	H: 0 R: 0 ER: 0 LOB: 0 BB: 0 P: 10	H: 1 R: 0 ER: 0 LOB: 1 BB: 1 P: 18	H: 5 R: 4 ER: 0 LOB: 2 BB: 0 P: 39	H: 1 R: 0 ER: 0 LOB: 1 BB: 1 P: 20	H: 0 R: 0 ER: 0 LOB: 0 BB: 0 P: 13	H: 0 R: 0 ER: 0 LOB: 0 BB: 0 P: 7	1B: 3 2B: 4 3B: 0 HR: 2	SF: 0 SAC: 0 DP: 1 HBP: 2	WP: 0 PB: 0 SB: 0 CS: 0	PA: 40				
<b>PITCHER</b>	IP WLS BF H R ER SO BB IBB HBP BLK WP HR S P ERA WHIP																
47 Johnny Cueto, R (1, 1) ERA: 4.23	5.2 L 27 7 5 5 4 2 0 2 0 0 1 63 103 7.94 1.588																
52 Daniel Herrera, L (6, 1) ERA: 2.54	0.0 1 1 0 0 0 0 0 0 0 0 0 5 7 ∞ ∞																
40 Nick Masset, R (6, 1) ERA: 2.85	1.1 6 1 1 1 1 1 1 0 0 0 0 1 12 23 6.75 1.500																
53 Arthur Rhodes, L (8, 1) ERA: 2.15	1.0 3 0 0 0 1 0 0 0 0 0 0 10 13 0.00 0.000																
46 Carlos Fisher, R (9, 1) ERA: 2.7	1.0 3 0 0 0 1 0 0 0 0 0 0 6 7 0.00 0.000																

Chicago Cubs @ Cincinnati Reds  
Great American Ball Park, Cincinnati, OH  
Tue Aug 04 2009, 7:10 PM EDT  
Att: 17,992 - Overcast - 69 F

AB 35  
R 6  
H 9  
RBI 6  
BB 3  
SO 7  
LOB 15



Batter	1	2	3	4	5	6	7	8	9	AB	R	H	RBI	BB	SO	LOB	BOTTOM
3 Willy Taveras, R (1, 8) OBP: 0.277, SLG: 0.288	P5		1B		G3			G4-3		5	0	2	0	0	0	1	
23 Adam Rosales, R (1, 5) OBP: 0.285, SLG: 0.323	3B		G4-3		G4-3			K		4	0	1	0	0	1	3	
19 Joey Votto, L (1, 3) OBP: 0.410, SLG: 0.593	K		K		G3-1			G5-3		4	0	1	1	0	2	1	
4 Brandon Phillips, R (1, 4) OBP: 0.325, SLG: 0.457	K		L9		G5-3			K		4	0	0	0	0	2	3	
31 Jonny Gomes, R (1, 9) OBP: 0.357, SLG: 0.541	G6-3		K		K			K		3	1	0	0	0	2	0	
25 Vladimir Balentien, R (1, 7) OBP: 0.270, SLG: 0.364	G5-3		G1-6-3		G1-6-3			25 HR HBP		3	1	1	2	1	0	0	
2 Alex Gonzalez, R (1, 6) OBP: 0.241, SLG: 0.288	P2		F8		F8			HR		4	0	0	0	0	0	1	
29 Ryan Hanigan, R (1, 2) OBP: 0.400, SLG: 0.365	F7		F7		E6			G4-3		3	0	0	0	0	0	0	
46 Carlos Fisher, R (9, 1) OBP: 0.291, SLG: 0.448	F9		F9		K			G4-3		0	0	0	0	0	0	0	
47 Johnny Cueto, R (1, 1) ERA: 3.38	7.1 W 28 3 1 1 6 1 0 1 0 0 0 66 98 1.23 0.545																
45 Sean Marshall, L (8, 1) ERA: 3.65	0.1 2 1 0 0 1 0 0 0 0 0 0 6 8 0.00 3.000																
37 Angel Guzman, R (8, 1) ERA: 2.68	1.1 7 2 2 2 1 0 0 1 0 0 1 16 22 13.50 1.500																
<b>Inning Stats</b>	R: 0 H: 1 E: 0 K: 2 S: 9	H: 0 R: 0 ER: 0 LOB: 0 BB: 0 P: 13	H: 1 R: 0 ER: 0 LOB: 1 BB: 0 P: 13	H: 0 R: 0 ER: 0 LOB: 0 BB: 0 P: 12	H: 0 R: 0 ER: 1 LOB: 1 BB: 0 P: 14	H: 0 R: 0 ER: 0 LOB: 0 BB: 0 P: 9	H: 0 R: 0 ER: 0 LOB: 1 BB: 1 P: 15	H: 2 R: 1 ER: 0 LOB: 2 BB: 0 P: 22	H: 2 R: 2 ER: 0 LOB: 1 BB: 0 P: 17	1B: 3 2B: 1 3B: 1 HR: 1	SF: 0 SAC: 0 DP: 0 HBP: 2	WP: 0 PB: 0 SB: 0 CS: 0	PA: 37				
<b>PITCHER</b>	IP WLS BF H R ER SO BB IBB HBP BLK WP HR S P ERA WHIP																
32 Tom Gorzelanny, L (1, 1) ERA: 3.38	7.1 W 28 3 1 1 6 1 0 1 0 0 0 66 98 1.23 0.545																
45 Sean Marshall, L (8, 1) ERA: 3.65	0.1 2 1 0 0 1 0 0 0 0 0 0 6 8 0.00 3.000																
37 Angel Guzman, R (8, 1) ERA: 2.68	1.1 7 2 2 2 1 0 0 1 0 0 1 16 22 13.50 1.500																

Chicago Cubs @ Cincinnati Reds  
Great American Ball Park, Cincinnati, OH  
Tue Aug 04 2009, 7:10 PM EDT  
Att: 17,992 - Overcast - 69 F

AB 34  
R 3  
H 6  
RBI 3  
BB 1  
SO 8  
LOB 10





Batter	1	2	3	4	5	6	7	8	9	AB	R	H	RBI	BB	SO	LOB	TOP					
1 Kosuke Fukudome, L (1, 8) OBP: 0.384, SLG: 0.446										4	0	0	0	0	1	1	<b>Chicago Cubs @ Cincinnati Reds</b> Great American Ball Park, Cincinnati, OH Wed Aug 05 2009, 7:10 PM EDT Att: 22,098 - Partly Cloudy - 80 F					
7 Aaron Miles, S (1, 6) OBP: 0.235, SLG: 0.254										3	0	0	0	0	0	0						
2 Ryan Theriot, R (9, PH) OBP: 0.346, SLG: 0.414										1	0	0	0	0	0	0						
25 Derrek Lee, R (1, 3) OBP: 0.363, SLG: 0.536										4	0	1	0	0	1	0						
16 Aramis Ramirez, R (1, 5) OBP: 0.400, SLG: 0.567										4	0	0	0	0	0	1						
21 Milton Bradley, S (1, 9) OBP: 0.389, SLG: 0.385										2	0	1	0	1	0	0						
12 Alfonso Soriano, R (1, 7) OBP: 0.316, SLG: 0.444										3	0	1	0	0	1	3						
17 Mike Fontenot, L (1, 4) OBP: 0.301, SLG: 0.391										3	0	0	0	0	0	2						
55 Koyie Hill, S (1, 2) OBP: 0.290, SLG: 0.301										2	0	0	0	0	1	0						
27 Sam Fuld, L (8, PH) OBP: 0.393, SLG: 0.417										1	0	0	0	0	0	0						
63 Kevin Gregg, R (8, 1)										0	0	0	0	0	0	0						
40 Rich Harden, L (1, 1) OBP: 0.281, SLG: 0.290										2	0	1	0	0	0	0						
29 Jeff Samardzija, R (7, 1)										0	0	0	0	0	0	0						
5 Jake Fox, R (8, PH) OBP: 0.341, SLG: 0.586										1	0	0	0	0	0	0						
<b>Inning Stats</b>	R: 0 E: 0 K: 2 S: 8	H: 0 LOB: 0 BB: 0 P: 12	R: 0 E: 0 K: 0 S: 9	H: 0 LOB: 1 BB: 1 P: 17	R: 0 E: 0 K: 0 S: 5	H: 0 LOB: 0 BB: 0 P: 8	R: 0 E: 0 K: 1 S: 9	H: 2 LOB: 2 BB: 0 P: 12	R: 0 E: 0 K: 1 S: 14	H: 1 LOB: 1 BB: 0 P: 19	R: 0 E: 0 K: 0 S: 6	H: 0 LOB: 0 BB: 0 P: 10	R: 0 E: 0 K: 0 S: 7	H: 1 LOB: 0 BB: 0 P: 9	R: 0 E: 0 K: 0 S: 9	H: 0 LOB: 0 BB: 0 P: 15	R: 0 E: 0 K: 0 S: 11	H: 0 LOB: 0 BB: 0 P: 15	1B: 3 2B: 1 3B: 0 HR: 0	SF: 0 SAC: 0 DP: 0 HBP: 0	WP: 0 PB: 0 SB: 0 CS: 0	PA: 31
<b>PITCHER</b> 62 Justin Lehr, R (1, 1) ERA: 1.93	IP: 9.0 WLS: W BF: 31 H: 4 R: 0 ER: 0 SO: 4 BB: 1 IBB: 0 HBP: 0 BLK: 0 WP: 0 HR: 0 S: 78 P: 117 ERA: 0.00 WHIP: 0.556															<b>PITCHER</b>						

AB 30  
R 0  
H 4  
RBI 0  
BB 1  
SO 4  
LOB 7



Batter	1	2	3	4	5	6	7	8	9	AB	R	H	RBI	BB	SO	LOB	BOTTOM			
3 Willy Taveras, R (1, 8) OBP: 0.279, SLG: 0.290										4	1	2	0	0	1	2	<b>Chicago Cubs @ Cincinnati Reds</b> Great American Ball Park, Cincinnati, OH Wed Aug 05 2009, 7:10 PM EDT Att: 22,098 - Partly Cloudy - 80 F			
2 Alex Gonzalez, R (1, 6) OBP: 0.243, SLG: 0.287										1	0	0	1	1	1	0				
19 Joey Volto, L (1, 3) OBP: 0.405, SLG: 0.584										4	0	0	0	0	3	4				
4 Brandon Phillips, R (1, 4) OBP: 0.327, SLG: 0.456										3	1	1	0	0	1	1				
27 Scott Rolen, R (1, 5) OBP: 0.367, SLG: 0.476										3	1	1	2	1	1	1				
25 Vladimir Balentien, R (1, 9) OBP: 0.269, SLG: 0.361										4	1	1	0	0	0	2				
17 Laynce Nix, L (1, 7) OBP: 0.290, SLG: 0.442										3	0	0	0	1	2	1				
29 Ryan Hanigan, R (1, 2) OBP: 0.399, SLG: 0.361										2	0	0	0	1	0	2				
62 Justin Lehr, R (1, 1)										2	0	0	0	0	1	2				
<b>Inning Stats</b>	R: 0 E: 0 K: 2 S: 9	H: 0 LOB: 0 BB: 0 P: 12	R: 3 E: 1 K: 3 S: 18	H: 3 LOB: 3 BB: 2 P: 29	R: 0 E: 0 K: 1 S: 10	H: 0 LOB: 0 BB: 0 P: 18	R: 0 E: 0 K: 1 S: 9	H: 0 LOB: 0 BB: 0 P: 15	R: 0 E: 0 K: 2 S: 8	H: 1 LOB: 1 BB: 0 P: 10	R: 0 E: 0 K: 0 S: 9	H: 0 LOB: 2 BB: 2 P: 19	R: 1 E: 0 K: 0 S: 7	H: 1 LOB: 0 BB: 0 P: 13	R: 0 E: 0 K: 1 S: 9	H: 0 LOB: 0 BB: 0 P: 12		1B: 4 2B: 0 3B: 0 HR: 1	SF: 1 SAC: 2 DP: 0 HBP: 1	WP: 0 PB: 0 SB: 3 CS: 1
<b>PITCHER</b> 40 Rich Harden, R (1, 1) ERA: 4.41	IP: 6.0 WLS: L BF: 27 H: 4 R: 3 ER: 2 SO: 9 BB: 4 IBB: 0 HBP: 1 BLK: 0 WP: 0 HR: 1 S: 63 P: 103 ERA: 3.00 WHIP: 1.333															<b>PITCHER</b>				
29 Jeff Samardzija, R (7, 1) ERA: 6.64	IP: 1.0 WLS: 0 BF: 4 H: 1 R: 1 ER: 1 SO: 0 BB: 0 IBB: 0 HBP: 0 BLK: 0 WP: 0 HR: 0 S: 7 P: 13 ERA: 9.00 WHIP: 1.000																			
63 Kevin Gregg, R (8, 1) ERA: 4.09	IP: 1.0 WLS: 0 BF: 3 H: 0 R: 0 ER: 0 SO: 1 BB: 0 IBB: 0 HBP: 0 BLK: 0 WP: 0 HR: 0 S: 9 P: 12 ERA: 0.00 WHIP: 0.000																			

AB 26  
R 4  
H 5  
RBI 3  
BB 4  
SO 10  
LOB 15





Batter	1	2	3	4	5	6	7	8	9	AB	R	H	RBI	BB	SO	LOB	TOP					
3 Willy Taveras, R OBP: 0.276, SLG: 0.287	K2-3		B1-3		E6		G4-3		SH1-3	4	1	0	0	0	1	0	Cincinnati Reds @ San Francisco Giants AT&T Park, San Francisco, CA Fri Aug 07 2009, 7:15 PM PDT Att. 41,744 - Clear - 66 F					
2 Alex Gonzalez, R OBP: 0.250, SLG: 0.291	P3			4 1B 25 E	1B	2H	F9		4 BB 19 BB 27 E	4	2	2	1	1	0	0						
19 Joey Votto, L OBP: 0.405, SLG: 0.578	G6-3			K	G4-3			4 2B 17 1B	27 E 4 BB 25 E	3	2	0	0	2	1	2						
4 Brandon Phillips, R OBP: 0.330, SLG: 0.459		K		25 E 1B		F7		17 1B	25 E 17 WP 27 E	4	2	2	1	1	1	0						
27 Scott Rolen, R OBP: 0.365, SLG: 0.474	F9			F8		25 1B 31 FC5-4		K	17 WP 17 SF8 25 E	5	2	1	0	0	1	6						
25 Vladimir Valentin, R OBP: 0.293, SLG: 0.367				E8	1B	31 FC5-4		17 1B	E5 17 WP	3	0	2	1	2	0	2						
31 Jonny Gomes, R OBP: 0.351, SLG: 0.530										3	0	0	1	0	2	4						
17 Laynce Nix, L OBP: 0.292, SLG: 0.444	K					FC5-4		29 G4-3	SF8	1	0	1	3	0	0	0						
29 Ryan Hanigan, R OBP: 0.390, SLG: 0.351			G6-3		G6-3	K		G4-3	G4-3	5	0	0	0	0	1	4						
34 Homer Bailey, R										3	0	0	0	0	1	0						
40 Nick Masset, R										0	0	0	0	0	0	0						
25 David Weathers, R										0	0	0	0	0	0	0						
15 Drew Sutton, S										1	1	1	0	0	0	0						
48 Francisco Cordero, R									19 BB 4 BB 3 SH1-3	0	0	0	0	0	0	0						
<b>Inning Stats</b>	R: 0 H: 0 E: 0 K: 1 S: 8	H: 0 LOB: 0 BB: 0 P: 14	R: 0 H: 0 E: 0 K: 2 S: 11	H: 0 LOB: 1 BB: 1 P: 16	R: 0 H: 0 E: 0 K: 0 S: 6	H: 0 LOB: 0 BB: 0 P: 7	R: 1 H: 3 E: 1 K: 2 S: 18	H: 3 LOB: 2 BB: 0 P: 29	R: 1 H: 1 E: 0 K: 1 S: 12	H: 1 LOB: 1 BB: 0 P: 19	R: 1 H: 2 E: 0 K: 1 S: 13	H: 2 LOB: 1 BB: 0 P: 17	R: 0 H: 0 E: 0 K: 0 S: 9	H: 0 LOB: 0 BB: 0 P: 13	R: 2 H: 2 E: 0 K: 1 S: 12	H: 2 LOB: 1 BB: 2 P: 27	R: 5 H: 1 E: 0 K: 0 S: 20	H: 1 LOB: 3 BB: 3 P: 35	1B: 7 2B: 2 HR: 0	SF: 1 SAC: 1 DP: 0 HBP: 0	WP: 1 PB: 0 SB: 0 CS: 0	PA: 44
<b>PITCHER</b>	IP WLS BF H R ER SO BB IBB HBP BLK WP HR S P ERA WHIP	7.0 0 29 6 3 2 7 1 0 0 0 0 0 0 115 2.57 1.000	0.0 0 1 0 1 1 0 1 0 0 0 0 0 0 1 5 ∞ ∞	0.1 H 3 1 0 0 1 1 0 0 0 0 0 6 13 0.00 6.000	1.0 L 7 2 5 2 0 3 0 0 0 0 0 0 15 31 18.00 5.000	0.2 4 0 1 0 0 0 0 0 0 0 1 0 10 13 0.00 0.000																

Batter	1	2	3	4	5	6	7	8	9	AB	R	H	RBI	BB	SO	LOB	BOTTOM					
8 Eugenio Velez, S OBP: 0.352, SLG: 0.440	K2-3		G3-1		HR		21 FC6-2 48 1B		P5	5	2	2	2	0	1	1	Cincinnati Reds @ San Francisco Giants AT&T Park, San Francisco, CA Fri Aug 07 2009, 7:15 PM PDT Att. 41,744 - Clear - 66 F					
21 Freddy Sanchez, R OBP: 0.339, SLG: 0.448	L4		G4-3		48 G5-3 1B		FC6-2 48 1B		48 1B BB	4	0	1	0	1	0	2						
48 Pablo Sandoval, S OBP: 0.385, SLG: 0.564	1 HR BB		L9		G5-3					4	1	2	1	1	0	1						
1 Bengie Molina, R OBP: 0.272, SLG: 0.421	HR			F8	F8		P6		F8	5	1	1	2	0	0	6						
2 Randy Winn, S OBP: 0.316, SLG: 0.368	K			L3		G3-1	K		G4-3	5	0	0	0	0	2	5						
23 Ryan Garko, R OBP: 0.365, SLG: 0.450		F8		33 FC6-4 1B		G6-3		F8		4	0	1	0	0	0	0						
33 Aaron Rowand, R OBP: 0.334, SLG: 0.446		G5-3		FC6-4				P4		4	0	1	0	0	0	1						
16 Edgar Renteria, R OBP: 0.311, SLG: 0.317					F9	F9		K		4	0	1	0	0	1	1						
55 Tim Lincecum, L ERA: 7.11										2	1	1	0	0	0	1						
14 Fred Lewis, L OBP: 0.245, SLG: 0.206										1	0	1	0	0	0	0						
41 Jeremy Affeldt, L OBP: 0.339, SLG: 0.390										0	0	0	0	0	0	0						
54 Sergio Romo, R OBP: 0.300, SLG: 0.360										0	0	0	0	0	0	0						
38 Brian Wilson, R										0	0	0	0	0	0	0						
49 Brandon Medders, R										0	0	0	0	0	0	0						
35 Rich Aurilia, R OBP: 0.265, SLG: 0.292										1	0	1	0	0	0	0						
<b>Inning Stats</b>	R: 2 H: 1 E: 0 K: 2 S: 16	H: 1 LOB: 0 BB: 1 P: 24	R: 0 H: 1 E: 0 K: 0 S: 7	H: 1 LOB: 1 BB: 0 P: 11	R: 0 H: 0 E: 0 K: 0 S: 7	H: 0 LOB: 0 BB: 0 P: 10	R: 0 H: 1 E: 0 K: 0 S: 7	H: 1 LOB: 1 BB: 0 P: 10	R: 2 H: 3 E: 0 K: 0 S: 17	H: 3 LOB: 1 BB: 0 P: 28	R: 0 H: 1 E: 0 K: 0 S: 6	H: 1 LOB: 1 BB: 0 P: 12	R: 1 H: 3 E: 0 K: 1 S: 24	H: 3 LOB: 2 BB: 0 P: 34	R: 0 H: 0 E: 0 K: 1 S: 8	H: 0 LOB: 0 BB: 0 P: 12	R: 0 H: 2 E: 0 K: 0 S: 21	H: 2 LOB: 3 BB: 1 P: 32	1B: 9 2B: 1 HR: 2	SF: 0 SAC: 0 DP: 0 HBP: 0	WP: 0 PB: 0 SB: 0 CS: 0	PA: 41
<b>PITCHER</b>	IP WLS BF H R ER SO BB IBB HBP BLK WP HR S P ERA WHIP	6.0 0 28 6 3 5 2 1 0 0 0 0 0 0 108 7.50 1.667	1.0 0 1 0 0 1 0 0 0 0 0 0 0 8 12 0.00 0.000	1.0 W 3 0 0 0 1 0 0 0 0 0 0 0 8 12 0.00 0.000	1.0 6 2 0 0 0 1 0 0 0 0 0 0 21 32 0.00 3.000																	

















Batter	1	2	3	4	5	6	7	8	9	AB	R	H	RBI	BB	SO	LOB	TOP			
21 Chris Dickerson, L OBP: 0.364, SLG: 0.372	2-1 1B	0-0 1B		G3-1		4-1 BB		4-1 BB		3	1	2	0	2	0	0	<b>Cincinnati Reds @ St. Louis Cardinals</b> Busch Stadium, St. Louis, MO Tue Aug 11 2009, 7:15 PM CDT Att: 40,145 - Clear - 82 F			
2 Alex Gonzalez, R OBP: 0.266, SLG: 0.306	1-2 1B	0-0 3B				1-2 BB		1-2 BB		5	1	4	1	0	0	1				
19 Joey Votto, L OBP: 0.396, SLG: 0.555	2-0 1B	3-0 1B				4-1 BB		L8		4	1	1	1	1	0	4				
4 Brandon Phillips, R OBP: 0.326, SLG: 0.457	3-0 1B	0-1 1B				3-2 BB		G6-3		4	1	0	0	0	1	3				
17 Laynce Nix, L OBP: 0.297, SLG: 0.446	2-2 2B					0-0 BB				4	0	2	2	1	1	2				
31 Jonny Gomes, R OBP: 0.344, SLG: 0.509	1-2 1B					2-3 BB				4	0	1	1	0	2	3				
40 Nick Masset, R										0	0	0	0	0	0	0				
53 Arthur Rhodes, L										0	0	0	0	0	0	0				
15 Drew Sutton, S OBP: 0.214, SLG: 0.259										1	0	0	0	0	1	1				
48 Francisco Cordero, R										0	0	0	0	0	0	0				
23 Adam Rosales, R OBP: 0.292, SLG: 0.337										3	1	0	0	2	2	3				
29 Ryan Hanigan, R OBP: 0.373, SLG: 0.333	2-2 1B					1-3 BB				4	0	0	0	0	1	4				
62 Justin Lehr, R OBP: 0.143, SLG: 0.143						1-1 1B				3	0	1	0	0	1	0				
52 Daniel Herrera, L										0	0	0	0	0	0	0				
3 Willy Taveras, R OBP: 0.272, SLG: 0.284										1	0	0	0	0	0	1				
<b>Inning Stats</b>	R: 3 H: 4 K: 1 S: 18	L: 4 BB: 1 P: 32	R: 1 H: 2 E: 0 K: 1 S: 8	L: 2 BB: 0 LOB: 1 P: 12	R: 0 H: 0 E: 0 K: 2 S: 8	L: 0 BB: 0 LOB: 0 P: 14	R: 0 H: 0 E: 0 K: 1 S: 7	L: 0 BB: 0 LOB: 0 P: 10	R: 0 H: 1 E: 0 K: 1 S: 11	L: 2 BB: 1 LOB: 1 P: 20	R: 0 H: 0 E: 0 K: 2 S: 11	L: 0 BB: 1 LOB: 1 P: 19	R: 1 H: 1 E: 0 K: 0 S: 8	L: 1 BB: 2 LOB: 2 P: 17	R: 0 H: 1 E: 0 K: 1 S: 9	L: 1 BB: 0 LOB: 0 P: 15	1B: 8 2B: 2 3B: 1 HR: 0	SF: 0 SAC: 0 DP: 1 HBP: 0	WP: 0 PB: 0 SB: 1 CS: 0	PA: 43
<b>PITCHER</b>	IP WLS BF H R ER SO BB IBB HBP BLK WP HR S P ERA WHIP																			
41 Mitchell Boggs, R ERA: 3.78	6.0 L 29 9 4 4 6 4 0 0 0 0 0 0 60 106 6.00 2.167																			
36 Denny Reyes, L ERA: 4.05	0.2 3 0 0 0 1 1 0 0 0 0 0 0 8 15 0.00 1.500																			
30 Jason Motte, R ERA: 5.75	1.0 6 1 1 1 0 1 2 0 0 0 0 0 10 20 9.00 3.000																			
43 Trevor Miller, L ERA: 2.1	0.1 1 0 0 0 0 0 0 0 0 0 0 0 1 1 0.00 0.000																			
48 Brad Thompson, R ERA: 5.13	1.0 4 1 0 0 1 0 0 0 0 0 0 0 9 15 0.00 1.000																			

Batter	1	2	3	4	5	6	7	8	9	AB	R	H	RBI	BB	SO	LOB	BOTTOM			
55 Skip Schumaker, L OBP: 0.355, SLG: 0.396	1-0 1B									4	0	0	0	1	0	4	<b>Cincinnati Reds @ St. Louis Cardinals</b> Busch Stadium, St. Louis, MO Tue Aug 11 2009, 7:15 PM CDT Att: 40,145 - Clear - 82 F			
28 Colby Rasmus, L OBP: 0.306, SLG: 0.412	3-2 1B									5	0	2	0	0	1	1				
5 Albert Pujols, R OBP: 0.445, SLG: 0.683	2-1 1B									5	2	1	1	0	0	3				
15 Matt Holliday, R OBP: 0.398, SLG: 0.507	3-1 1B									5	0	3	0	0	2	1				
47 Ryan Ludwick, R OBP: 0.330, SLG: 0.476	1-1 1B									4	0	1	1	0	0	3				
7 Mark DeRosa, R OBP: 0.329, SLG: 0.466	0-1 1B									3	1	1	0	1	0	2				
4 Yadier Molina, R OBP: 0.357, SLG: 0.376	0-0 1B									4	0	3	1	0	0	1				
12 Julio Lugo, R OBP: 0.368, SLG: 0.449	1-2 1B									3	0	2	0	0	0	0				
30 Jason Motte, R										0	0	0	0	0	0	0				
43 Trevor Miller, R										0	0	0	0	0	0	0				
24 Rick Ankiel, L OBP: 0.385, SLG: 0.397										1	0	0	0	0	0	1				
48 Brad Thompson, R OBP: 0.091, SLG: 0.091										0	0	0	0	0	0	0				
41 Mitchell Boggs, R OBP: 0.100, SLG: 0.200										1	0	0	0	0	1	1				
36 Denny Reyes, R										0	0	0	0	0	0	0				
13 Brendan Ryan, R OBP: 0.323, SLG: 0.379										2	1	2	0	0	0	0				
<b>Inning Stats</b>	R: 0 H: 2 K: 0 S: 10	L: 2 BB: 0 LOB: 2 P: 20	R: 0 H: 2 E: 0 K: 1 S: 11	L: 2 BB: 0 LOB: 1 P: 14	R: 1 H: 2 E: 0 K: 0 S: 9	L: 2 BB: 1 LOB: 2 P: 15	R: 0 H: 2 E: 0 K: 0 S: 7	L: 2 BB: 0 LOB: 1 P: 7	R: 0 H: 1 E: 0 K: 0 S: 13	L: 1 BB: 0 LOB: 0 P: 19	R: 0 H: 1 E: 0 K: 1 S: 8	L: 0 BB: 0 LOB: 0 P: 13	R: 2 H: 2 E: 0 K: 1 S: 13	L: 2 BB: 1 LOB: 1 P: 21	R: 1 H: 2 E: 1 K: 1 S: 15	L: 2 BB: 0 LOB: 1 P: 22	1B: 13 2B: 2 3B: 0 HR: 1	SF: 0 SAC: 1 DP: 3 HBP: 0	WP: 1 PB: 0 SB: 1 CS: 0	PA: 40
<b>PITCHER</b>	IP WLS BF H R ER SO BB IBB HBP BLK WP HR S P ERA WHIP																			
62 Justin Lehr, R ERA: 1.8	6.0 W 27 11 1 1 1 1 0 0 0 0 0 0 5 8 1.50 2.000																			
52 Daniel Herrera, L ERA: 2.53	1.0 H 2 0 0 0 1 0 0 0 0 0 0 0 5 8 0.00 0.000																			
40 Nick Masset, R	0.2 5 2 2 2 2 1 0 0 0 0 0 1 11 19 27.00 4.500																			
53 Arthur Rhodes, L ERA: 3.08	0.1 H 1 0 0 0 0 0 0 0 0 0 0 0 2 2 0.00 0.000																			
48 Francisco Cordero, R ERA: 1.78	1.0 S 5 2 1 1 1 0 0 0 0 0 1 0 15 22 9.00 2.000																			









Batter	1	2	3	4	5	6	7	8	9	AB	R	H	RBI	BB	SO	LOB	TOP					
1 Nyer Morgan, L (1,8) OBP: 0.372, SLG: 0.387	G4-3			HBP		G4-3			G1-3	2	0	0	0	0	0	0	Washington Nationals @ Cincinnati Reds Great American Ball Park, Cincinnati, OH Thu Aug 13 2009, 7:10 PM EDT Att: 16,889 - Partly Cloudy - 83 F					
42 Jason Bergmann, R (6,1)										0	0	0	0	0	0							
52 Saul Rivera, S (7,1)										0	0	0	0	0	0							
54 Mike MacDougal, S (8,1)										0	0	0	0	0	0							
22 Willie Harris, L (9,PH) OBP: 0.337, SLG: 0.453										1	0	0	0	0	0							
15 Cristian Guzman, S (1,6) OBP: 0.337, SLG: 0.453	G3-1			G3		F8			G4-3	4	0	0	0	0	1							
11 Ryan Zimmerman, R (1,5) OBP: 0.371, SLG: 0.530	P5			G5-3					L7	4	0	1	0	0	1							
44 Adam Dunn, L (1,3) OBP: 0.407, SLG: 0.569										2	0	1	0	1	0							
16 Josh Willingham, R (1,7) OBP: 0.409, SLG: 0.576										3	0	0	0	1	4							
34 Elijah Dukes, R (1,9) OBP: 0.306, SLG: 0.408										3	0	0	0	0	2							
7 Josh Bard, S (1,2) OBP: 0.313, SLG: 0.340										3	0	0	0	1	0							
12 Alberto Gonzalez, R (1,4) OBP: 0.301, SLG: 0.363										3	0	0	0	0	0							
40 Collin Balester, R (1,1) OBP: 0.250, SLG: 0.143										1	0	0	0	1	0							
8 Jorge Padilla, R (6,PH) OBP: 0.167, SLG: 0.167										2	0	0	0	0	0							
<b>Inning Stats</b>	R: 0 E: 0 K: 0 S: 8	H: 0 LOB: 0 BB: 0 P: 10	R: 0 E: 0 K: 0 S: 7	H: 1 LOB: 0 BB: 0 P: 12	R: 0 E: 0 K: 1 S: 6	H: 0 LOB: 0 BB: 0 P: 11	R: 0 E: 0 K: 0 S: 6	H: 0 LOB: 2 BB: 1 P: 17	R: 0 E: 0 K: 1 S: 7	H: 0 LOB: 0 BB: 0 P: 8	R: 0 E: 0 K: 0 S: 8	H: 0 LOB: 0 BB: 0 P: 12	R: 0 E: 0 K: 1 S: 9	H: 1 LOB: 1 BB: 0 P: 15	R: 0 E: 0 K: 1 S: 7	H: 0 LOB: 0 BB: 0 P: 10	R: 0 E: 0 K: 0 S: 5	H: 0 LOB: 0 BB: 0 P: 8	1B: 2 2B: 0 3B: 0 HR: 0	SF: 0 SAC: 0 DP: 1 HBP: 1	WP: 0 PB: 0 SB: 0 CS: 0	PA: 30
<b>PITCHER</b>	IP: 9.0 WLS: W BF: 30 ERA: 4.74	H: 2 R: 0 ER: 0 SO: 3	BB: 1 IBB: 0 HBP: 1 BLK: 0	WP: 0 HR: 0 S: 63 P: 103	ERA: 0.00 WHIP: 0.333	<b>PITCHER</b>	IP: 9.0 WLS: W BF: 30 ERA: 4.74	H: 2 R: 0 ER: 0 SO: 3	BB: 1 IBB: 0 HBP: 1 BLK: 0	WP: 0 HR: 0 S: 63 P: 103	ERA: 0.00 WHIP: 0.333											

Batter	1	2	3	4	5	6	7	8	9	AB	R	H	RBI	BB	SO	LOB	BOTTOM					
21 Chris Dickerson, L (1,8) OBP: 0.363, SLG: 0.371	G5-3	L7		K			G4-3			4	0	0	0	0	1	1	Washington Nationals @ Cincinnati Reds Great American Ball Park, Cincinnati, OH Thu Aug 13 2009, 7:10 PM EDT Att: 16,889 - Partly Cloudy - 83 F					
Alex Gonzalez, R (1,6) OBP: 0.258, SLG: 0.296	G5-3		G6-3		K		G5-3			4	0	0	0	0	1	0						
19 Joey Volto, L (1,3) OBP: 0.399, SLG: 0.550			G6-3		G6-3					2	1	0	0	2	0	0						
4 Brandon Phillips, R (1,4) OBP: 0.324, SLG: 0.455	F9		G6-3		F7					4	0	1	1	0	0	1						
17 Laynce Nix, L (1,7) OBP: 0.299, SLG: 0.449							P5		G6-3	4	2	2	0	0	0	1						
31 Jonny Gomes, R (1,9) OBP: 0.351, SLG: 0.566										4	3	3	5	0	1	0						
23 Adam Rosales, R (1,5) OBP: 0.292, SLG: 0.337										3	0	0	0	1	0	0						
29 Ryan Hanigan, R (1,2) OBP: 0.375, SLG: 0.351										4	1	2	1	0	0	1						
61 Bronson Arroyo, R (1,1) OBP: 0.119, SLG: 0.167										3	0	0	0	0	1	2						
<b>Inning Stats</b>	R: 0 E: 0 K: 0 S: 11	H: 0 LOB: 1 BB: 1 P: 19	R: 3 E: 0 K: 0 S: 14	H: 3 LOB: 0 BB: 0 P: 21	R: 0 E: 0 K: 0 S: 5	H: 0 LOB: 0 BB: 0 P: 7	R: 2 E: 0 K: 1 S: 10	H: 2 LOB: 1 BB: 1 P: 19	R: 0 E: 0 K: 1 S: 5	H: 0 LOB: 0 BB: 0 P: 7	R: 1 E: 0 K: 0 S: 15	H: 2 LOB: 1 BB: 0 P: 23	R: 1 E: 0 K: 0 S: 9	H: 1 LOB: 1 BB: 1 P: 14	R: 0 E: 0 K: 1 S: 9	H: 0 LOB: 0 BB: 0 P: 14		R: 0 E: 0 K: 1 S: 9	H: 0 LOB: 0 BB: 0 P: 14	1B: 2 2B: 2 3B: 0 HR: 4	SF: 0 SAC: 0 DP: 0 HBP: 0	WP: 0 PB: 0 SB: 0 CS: 0
<b>PITCHER</b>	IP: 5.0 WLS: L BF: 22 ERA: 6.0	H: 5 R: 5 ER: 5 SO: 2	BB: 2 IBB: 0 HBP: 0 BLK: 0	WP: 0 HR: 3 S: 45 P: 73	ERA: 9.00 WHIP: 1.400	<b>PITCHER</b>	IP: 5.0 WLS: L BF: 22 ERA: 6.0	H: 5 R: 5 ER: 5 SO: 2	BB: 2 IBB: 0 HBP: 0 BLK: 0	WP: 0 HR: 3 S: 45 P: 73	ERA: 9.00 WHIP: 1.400											

AB	28
R	0
H	2
RBI	0
BB	1
SO	3
LOB	9



AB	32
R	7
H	8
RBI	7
BB	3
SO	4
LOB	6















Batter	1	2	3	4	5	6	7	8	9	AB	R	H	RBI	BB	SO	LOB	TOP																
1 Nyer Morgan, L (1,8) OBP: 0.395, SLG: 0.383	L8		G4-3		G6-3		K		G1-3	5	0	0	0	0	1	1	<b>Washington Nationals @ Cincinnati Reds</b> Great American Ball Park, Cincinnati, OH Sun Aug 16 2009, 1:10 PM EDT Att: 18,030 - Partly Cloudy - 84 F  livebaseballscores.com  <b>AB 36</b> <b>R 5</b> <b>H 9</b> <b>RBI 4</b> <b>BB 0</b> <b>SO 4</b> <b>LOB 12</b> 																
15 Cristian Guzman, S (1,6) OBP: 0.329, SLG: 0.423	K		G4-3		L7		F9		K	5	0	0	0	0	2	1																	
10 Ronnie Belliard, R (1,5) OBP: 0.282, SLG: 0.356	E5		G5-3		G5-3				G6-3	4	0	0	0	0	0	0																	
44 Adam Dunn, L (1,3) OBP: 0.417, SLG: 0.580	HBP				16 HR	2B			16 1B	2	3	2	0	0	0	0																	
16 Josh Willingham, R (1,7) OBP: 0.417, SLG: 0.589	G6-3				2H	HR			11 1B	4	2	3	3	0	0	2																	
34 Elijah Dukes, R (1,9) OBP: 0.299, SLG: 0.364	G6-3				F9				L8	4	0	0	0	0	1	3																	
12 Alberto Gonzalez, R (1,4) OBP: 0.370, SLG: 0.525	G6-3				F8				G6-3	3	0	0	0	0	0	1																	
11 Ryan Zimmerman, R (8,PH) OBP: 0.370, SLG: 0.525	G6-3								G6-3	1	0	1	1	0	0	0																	
23 Wil Nieves, R (1,2) OBP: 0.302, SLG: 0.323									G6-3	4	0	3	0	0	0	1																	
54 Mike MacDougal, S (8,1)										0	0	0	0	0	0	0																	
31 John Lannan, L (1,1) OBP: 0.178, SLG: 0.182									F7	2	0	0	0	0	0	2																	
42 Jason Bergmann, R (6,1)									F8	0	0	0	0	0	0	0																	
22 Willie Harris, L (7,PH) OBP: 0.352, SLG: 0.373										1	0	0	0	0	0	1																	
29 Jorge Sosa, R (7,1)										0	0	0	0	0	0	0																	
7 Josh Bard, S (8,2) OBP: 0.308, SLG: 0.332										1	0	0	0	0	0	0																	
<b>Inning Stats</b>	R: 0 E: 1 K: 1 S: 13	H: 0 LOB: 2 BB: 0 P: 19	R: 0 E: 1 K: 0 S: 9	H: 1 LOB: 1 BB: 0 P: 13	R: 0 E: 0 K: 0 S: 8	H: 0 LOB: 0 BB: 0 P: 15	R: 2 E: 0 K: 0 S: 13	H: 3 LOB: 1 BB: 0 P: 18	R: 0 E: 0 K: 1 S: 9	H: 0 LOB: 0 BB: 0 P: 14	R: 1 E: 0 K: 1 S: 9	H: 2 LOB: 0 BB: 0 P: 14	R: 0 E: 0 K: 1 S: 9	H: 1 LOB: 1 BB: 0 P: 12	R: 2 E: 0 K: 0 S: 10	H: 2 LOB: 1 BB: 0 P: 13	R: 0 E: 0 K: 1 S: 10	H: 0 LOB: 0 BB: 0 P: 16	1B: 5 2B: 3 3B: 0 HR: 1	SF: 0 SAC: 0 DP: 0 HBP: 2	WP: 1 PB: 0 SB: 0 CS: 1	PA: 38											
<b>PITCHER</b>	IP WLS BF H R ER SO BB IBB HBP BLK WP HR S P ERA WHIP																																
62 Justin Lehr, R (1,1) ERA: 2.42	6.0	25	6	3	3	2	0	0	0	1	0	1	1	61	93	4.50	1.000																
51 Jared Burton, R (7,1) ERA: 5.53	0.1	H	2	1	0	0	0	0	0	0	0	0	0	4	5	0.00	3.000																
52 Daniel Herrera, L (7,1) ERA: 2.42	0.2	H	2	0	0	0	1	0	0	0	0	0	0	5	7	0.00	0.000																
40 Nick Masset, R (8,1) ERA: 2.92	0.1	H	1	0	0	0	0	0	0	0	0	0	0	2	3	0.00	0.000																
53 Arthur Rhodes, L (8,1) ERA: 2.5	0.2	L	5	2	2	2	0	0	0	1	0	0	0	8	10	27.00	3.000																

Batter	1	2	3	4	5	6	7	8	9	AB	R	H	RBI	BB	SO	LOB	BOTTOM																
3 Willy Taveras, R (1,8) OBP: 0.276, SLG: 0.286	F9		G6-3		G1-3				P6	5	0	1	0	0	0	1	<b>Washington Nationals @ Cincinnati Reds</b> Great American Ball Park, Cincinnati, OH Sun Aug 16 2009, 1:10 PM EDT Att: 18,030 - Partly Cloudy - 84 F  livebaseballscores.com  <b>AB 35</b> <b>R 4</b> <b>H 8</b> <b>RBI 4</b> <b>BB 3</b> <b>SO 5</b> <b>LOB 15</b> 																
15 Drew Sutton, S (1,4) OBP: 0.211, SLG: 0.306	G6-3		B2						G5-3	4	1	0	0	1	2																		
19 Joey Volto, L (1,3) OBP: 0.400, SLG: 0.547	K								K	5	1	2	1	0	2																		
31 Jonny Gomes, R (1,9) OBP: 0.357, SLG: 0.584										4	1	2	3	0	0	1																	
40 Nick Masset, R (8,1)										0	0	0	0	0	0	0																	
53 Arthur Rhodes, L (8,1)										0	0	0	0	0	0	0																	
17 Laynce Nix, L (9,9) OBP: 0.295, SLG: 0.445										0	0	0	0	0	0	0																	
25 Vladimir Valentin, R (1,7) OBP: 0.298, SLG: 0.369	F7									3	0	0	0	1	1	2																	
23 Adam Rosales, R (1,5) OBP: 0.294, SLG: 0.332	L9								F7	3	0	0	0	1	0	2																	
7 Paul Janish, R (1,6) OBP: 0.291, SLG: 0.253	E5									4	0	1	0	0	0	3																	
29 Ryan Hanigan, R (1,2) OBP: 0.368, SLG: 0.344	L7									4	1	1	0	0	0	3																	
62 Justin Lehr, R (1,1) ERA: 3.88										2	0	1	0	0	1	0																	
51 Jared Burton, R (7,1) ERA: 4.55										0	0	0	0	0	0	0																	
52 Daniel Herrera, L (7,1)										0	0	0	0	0	0	0																	
21 Chris Dickerson, L (8,9) OBP: 0.365, SLG: 0.374										1	0	0	0	0	0	1																	
46 Carlos Fisher, R (9,1) ERA: 3.5										0	0	0	0	0	0	0																	
<b>Inning Stats</b>	R: 0 E: 0 K: 1 S: 7	H: 0 LOB: 0 BB: 0 P: 11	R: 0 E: 1 K: 0 S: 12	H: 1 LOB: 2 BB: 0 P: 19	R: 0 E: 0 K: 1 S: 10	H: 0 LOB: 0 BB: 0 P: 12	R: 0 E: 0 K: 0 S: 11	H: 1 LOB: 2 BB: 1 P: 18	R: 4 E: 0 K: 0 S: 21	H: 3 LOB: 1 BB: 2 P: 37	R: 0 E: 0 K: 1 S: 12	H: 2 LOB: 2 BB: 0 P: 18	R: 0 E: 0 K: 1 S: 12	H: 0 LOB: 0 BB: 0 P: 18	R: 0 E: 0 K: 0 S: 7	H: 1 LOB: 1 BB: 0 P: 13	R: 0 E: 0 K: 1 S: 8	H: 0 LOB: 0 BB: 0 P: 13	1B: 6 2B: 1 3B: 0 HR: 1	SF: 0 SAC: 1 DP: 0 HBP: 0	WP: 0 PB: 1 SB: 0 CS: 0	PA: 39											
<b>PITCHER</b>	IP WLS BF H R ER SO BB IBB HBP BLK WP HR S P ERA WHIP																																
31 John Lannan, L (1,1) ERA: 3.88	5.2	28	7	4	4	2	3	0	0	0	0	0	0	70	109	6.35	1.765																
42 Jason Bergmann, R (6,1) ERA: 4.55	0.1	W	6	1	0	0	1	0	0	0	0	0	0	3	6	0.00	0.000																
29 Jorge Sosa, R (7,1) ERA: 2.38	1.2	W	6	1	0	0	1	0	0	0	0	0	0	18	28	0.00	0.600																
54 Mike MacDougal, R (8,1) ERA: 3.5	1.1	S	4	0	0	0	1	0	0	0	0	0	0	9	16	0.00	0.000																







Batter	1	2	3	4	5	6	7	8	9	AB	R	H	RBI	BB	SO	LOB	TOP							
8 Eugenio Velez, S (1,4) OBP: 0.336, SLG: 0.438	F7		L3		G3			G5-3		4	0	0	0	0	0	0								
16 Edgar Renteria, R (1,6) OBP: 0.314, SLG: 0.321	K					G6-3			1B	4	1	2	0	0	1	0								
12 Nate Schierholz, L (1,9) OBP: 0.329, SLG: 0.445			G4-6-3				K		2B	4	0	2	1	0	1	1								
1 Bengie Molina, R (1,2) OBP: 0.277, SLG: 0.431	P6				G5-3			G6-3		4	0	0	0	0	0	2								
2 Randy Winn, S (1,7) OBP: 0.317, SLG: 0.370		K			F7			G4-3	K	4	0	0	0	0	2	1								
23 Ryan Garko, R (1,3) OBP: 0.393, SLG: 0.429																								
38 Brian Wilson, R (9,1)																								
33 Aaron Rowand, R (1,8) OBP: 0.329, SLG: 0.437										4	0	2	0	0	1	1								
5 Juan Uribe, R (1,5) OBP: 0.308, SLG: 0.446										3	0	2	0	1	0	0								
75 Barry Zito, L (1,1) OBP: 0.167, SLG: 0.125										2	0	0	0	0	0	3								
14 Fred Lewis, L (7,PH) OBP: 0.396, SLG: 0.412										1	0	0	0	0	0	2								
54 Sergio Romo, R (7,1) OBP: 0.349, SLG: 0.529										0	0	0	0	0	0	0								
41 Jeremy Affeldt, L (8,1) OBP: 0.326, SLG: 0.403										1	0	0	0	0	0	1								
35 Travis Ishikawa, L (9,PH) OBP: 0.326, SLG: 0.403										1	0	0	0	0	0	1								
<b>Inning Stats</b>	R: 0 E: 0 K: 1 S: 12	H: 1 LOB: 1 BB: 0 P: 17	R: 0 E: 0 K: 1 S: 9	H: 2 LOB: 2 BB: 1 P: 16	R: 0 E: 0 K: 0 S: 7	H: 1 LOB: 0 BB: 0 P: 8	R: 0 E: 0 K: 1 S: 10	H: 1 LOB: 1 BB: 0 P: 11	R: 0 E: 0 K: 0 S: 5	H: 0 LOB: 0 BB: 0 P: 8	R: 0 E: 0 K: 1 S: 7	H: 0 LOB: 0 BB: 0 P: 11	R: 0 E: 0 K: 0 S: 11	H: 2 LOB: 2 BB: 0 P: 14	R: 1 E: 0 K: 1 S: 10	H: 2 LOB: 1 BB: 0 P: 14	R: 0 E: 0 K: 0 S: 5	H: 1 LOB: 1 BB: 0 P: 7	1B: 7 2B: 3 3B: 0 HR: 0	SF: 0 SAC: 0 DP: 2 HBP: 0	WP: 0 PB: 0 SB: 0 CS: 0	PA: 36		
<b>PITCHER</b>	IP WLS BF H R ER SO BB IBB HBP BLK WP HR S P ERA WHIP	8.0 L 32 9 1 1 5 1 0 0 0 0 0 5 71 99 1.12 1.250	1.0 4 1 0 0 0 0 0 0 0 0 0 0 5 7 0.00 1.000																					

San Francisco Giants @ Cincinnati Reds  
Great American Ball Park, Cincinnati, OH

Wed Aug 19 2009, 7:10 PM EDT  
Att: 11,302 - Partly Cloudy - 84 F

AB 35  
R 1  
H 10  
RBI 1  
BB 1  
SO 5  
LOB 11



Batter	1	2	3	4	5	6	7	8	9	AB	R	H	RBI	BB	SO	LOB	BOTTOM							
6 Drew Stubbs, R (1,8) OBP: 0.250, SLG: 0.500	F7		K							4	0	1	0	0	2	0								
7 Paul Janish, R (1,6) OBP: 0.284, SLG: 0.240																								
21 Chris Dickerson, L (8,PH) OBP: 0.360, SLG: 0.369	G1-3									2	0	0	0	0	0	0								
19 Joey Volto, L (1,3) OBP: 0.397, SLG: 0.551																								
60 Kevin Barker, L (1,PH) (2,3)	K									4	0	0	0	0	1	1								
4 Brandon Phillips, R (1,4) OBP: 0.321, SLG: 0.446										3	0	0	0	0	1	0								
31 Jonny Gomes, R (1,9) OBP: 0.355, SLG: 0.574										2	0	0	0	1	2	0								
25 Vladimir Valentin, R (1,7) OBP: 0.293, SLG: 0.381										3	0	0	0	0	1	1								
23 Adam Rosales, R (1,5) OBP: 0.294, SLG: 0.326										3	0	1	0	0	0	1								
29 Ryan Hanigan, R (1,2) OBP: 0.366, SLG: 0.340										3	0	0	0	0	0	1								
61 Bronson Arroyo, R (1,1) OBP: 0.114, SLG: 0.159										2	0	0	0	0	1	0								
17 Laynce Nix, L (8,PH) OBP: 0.296, SLG: 0.449										1	0	0	0	0	1	0								
40 Nick Masset, R (9,1)										0	0	0	0	0	0	0								
<b>Inning Stats</b>	R: 0 E: 0 K: 1 S: 7	H: 0 LOB: 0 BB: 0 P: 10	R: 0 E: 0 K: 0 S: 11	H: 0 LOB: 1 BB: 1 P: 21	R: 0 E: 0 K: 1 S: 9	H: 0 LOB: 0 BB: 0 P: 11	R: 0 E: 0 K: 0 S: 8	H: 0 LOB: 0 BB: 0 P: 10	R: 0 E: 0 K: 1 S: 9	H: 1 LOB: 1 BB: 0 P: 15	R: 0 E: 0 K: 1 S: 7	H: 1 LOB: 1 BB: 0 P: 11	R: 0 E: 0 K: 3 S: 10	H: 0 LOB: 0 BB: 0 P: 17	R: 0 E: 0 K: 1 S: 7	H: 0 LOB: 0 BB: 0 P: 9	R: 0 E: 0 K: 2 S: 8	H: 0 LOB: 0 BB: 0 P: 16	1B: 1 2B: 1 3B: 0 HR: 0	SF: 0 SAC: 1 DP: 0 HBP: 0	WP: 0 PB: 0 SB: 0 CS: 0	PA: 30		
<b>PITCHER</b>	IP WLS BF H R ER SO BB IBB HBP BLK WP HR S P ERA WHIP	6.0 W 5 2 0 0 3 1 0 0 0 0 0 14 22 0.00 0.000	1.2 W 5 0 0 0 3 0 0 0 0 0 0 14 22 0.00 0.000	0.1 H 1 0 0 0 1 0 0 0 0 0 0 3 4 0.00 0.000	1.8 S 3 0 0 0 2 0 0 0 0 0 0 8 16 0.00 0.000																			


San Francisco Giants @ Cincinnati Reds  
Great American Ball Park, Cincinnati, OH


Wed Aug 19 2009, 7:10 PM EDT  
Att: 11,302 - Partly Cloudy - 84 F

AB 28  
R 0  
H 2  
RBI 0  
BB 1  
SO 10  
LOB 4

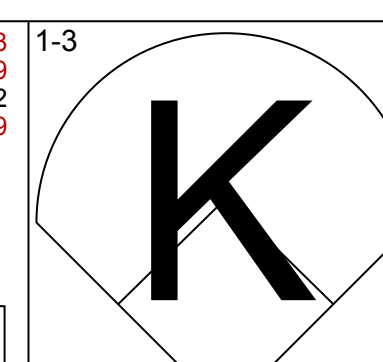
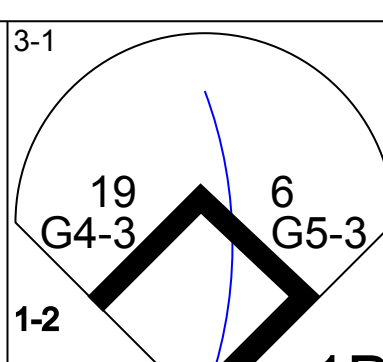
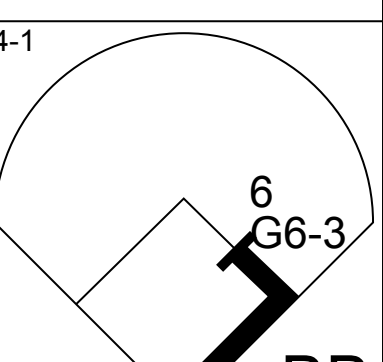
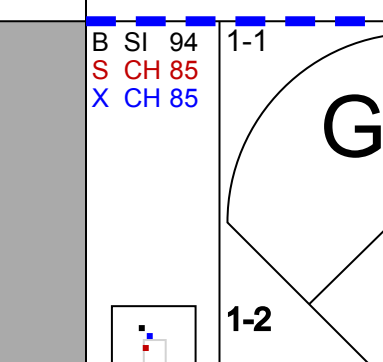
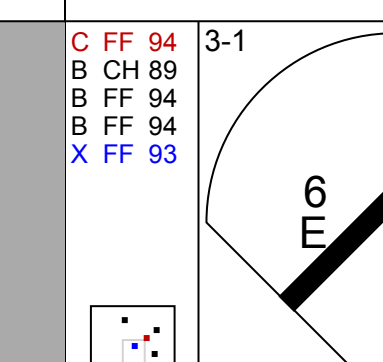
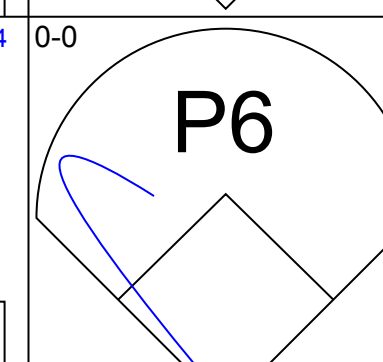
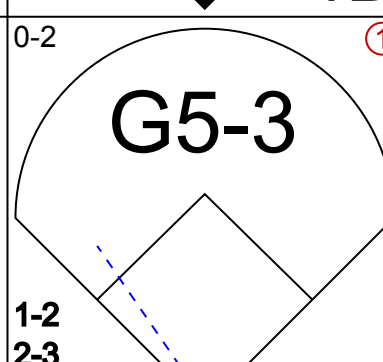
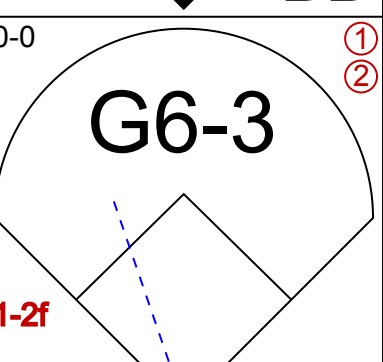
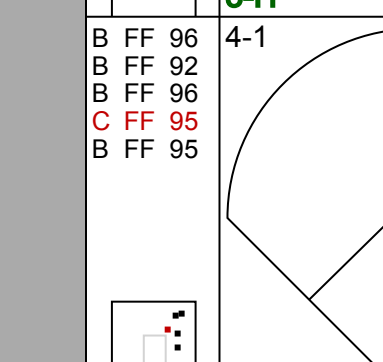
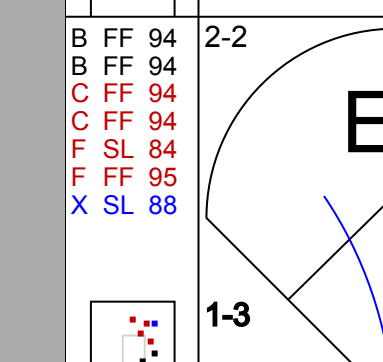
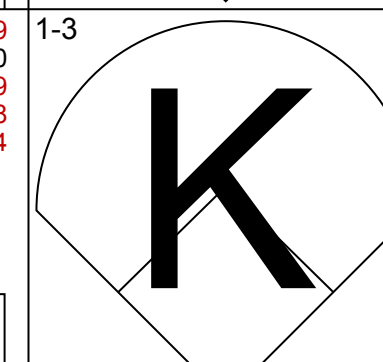
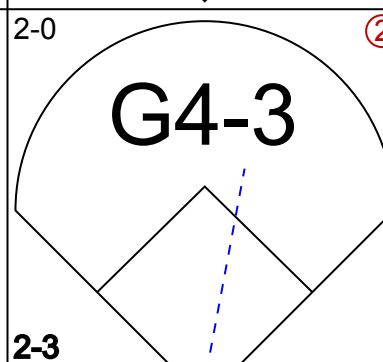
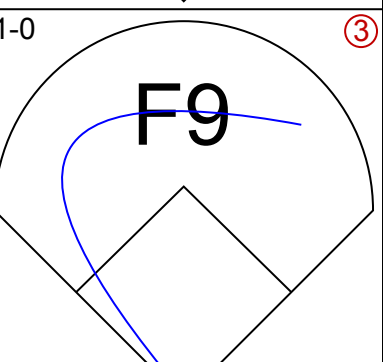
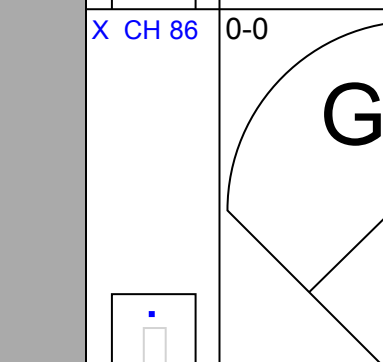
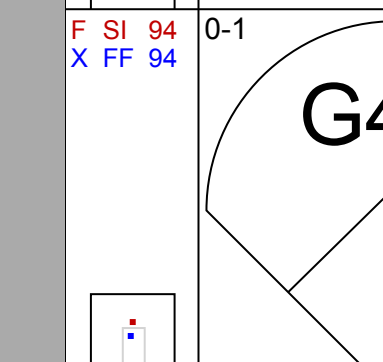
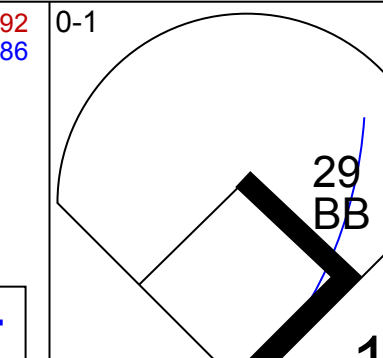
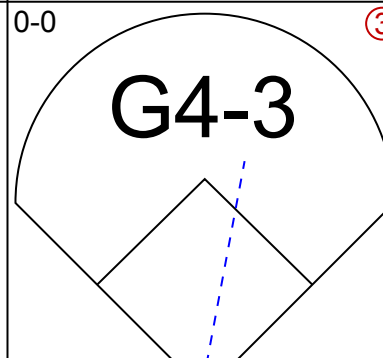
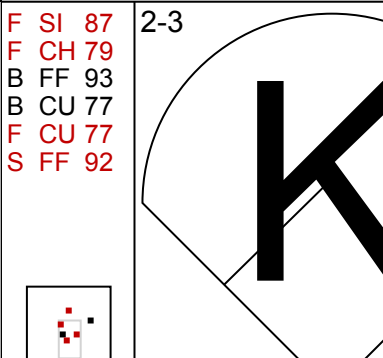
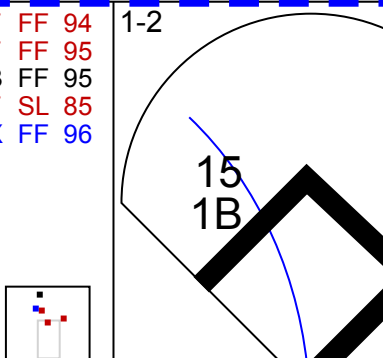
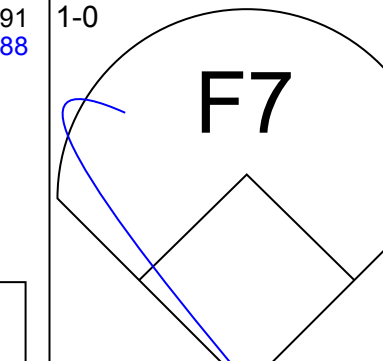
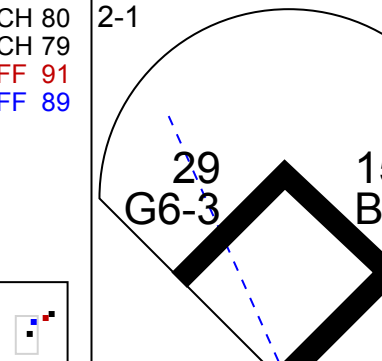
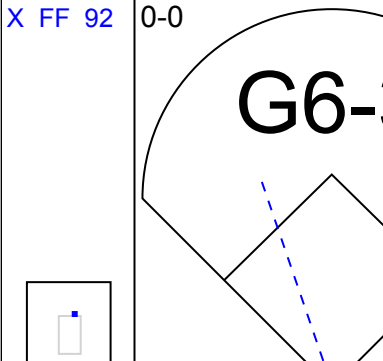
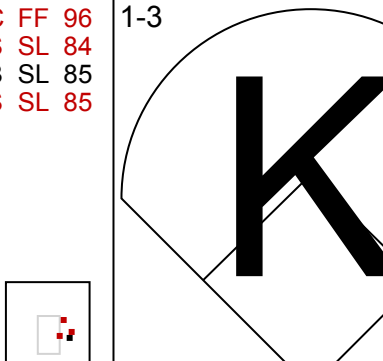
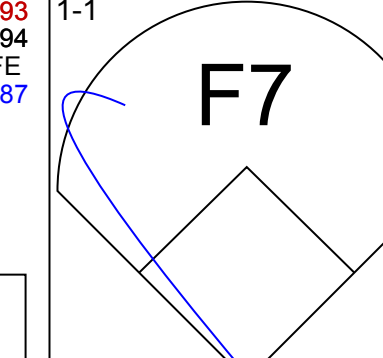
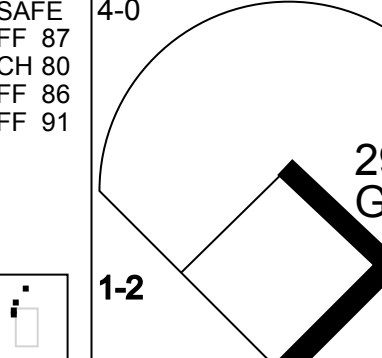
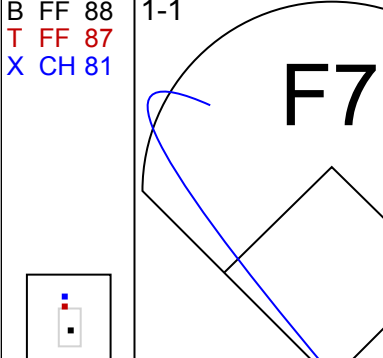
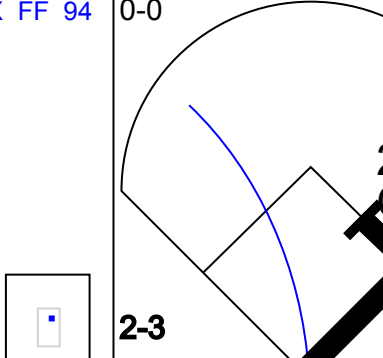
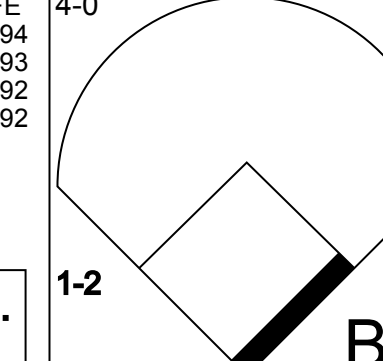
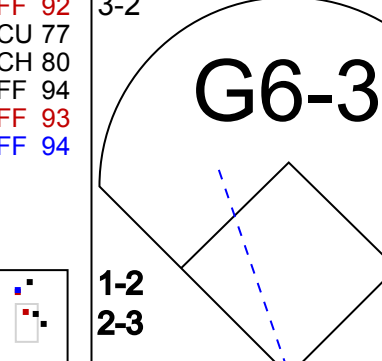

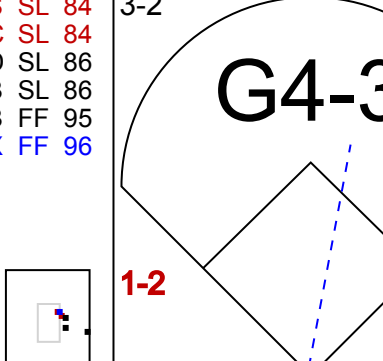
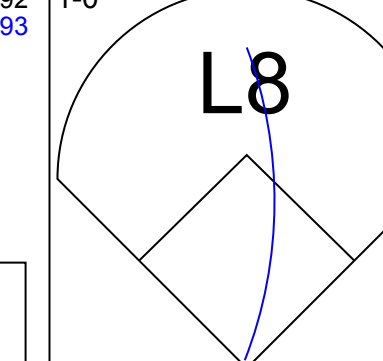
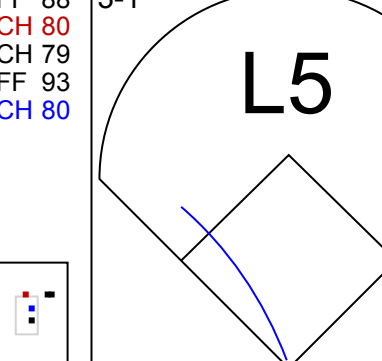


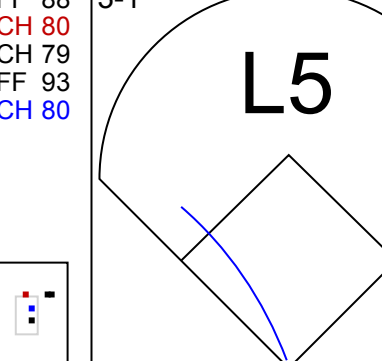


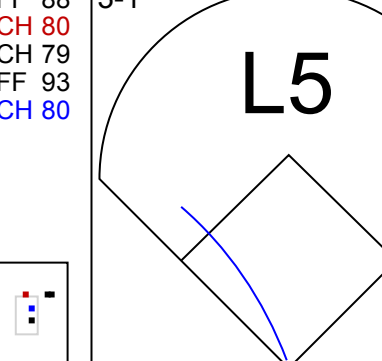


















Batter	1	2	3	4	5	6	7	8	9	10	AB	R	H	RBI	BB	SO	LOB	TOP
8 Eugenio Velez, S OBP: 0.324, SLG: 0.422	L8		F8		F7		P6		L7		5	0	0	0	0	0	3	<b>San Francisco Giants @ Cincinnati Reds</b> Great American Ball Park, Cincinnati, OH Thu Aug 20 2009, 12:35 PM EDT Alt. 13,390 - Partly Cloudy - 81 F  <b>livebaseballscorecards.com</b>  <b>AB 38</b> <b>R 1</b> <b>H 11</b> <b>RBI 0</b> <b>BB 2</b> <b>SO 6</b> <b>LOB 22</b>   <b>WP: 1 PA: 41</b> <b>PB: 0</b> <b>SB: 0</b> <b>CS: 1</b>
5 Juan Uribe, R OBP: 0.306, SLG: 0.439	P4			BB	G4-3		L9		K		4	1	0	0	1	1	3	
12 Nate Schierholtz, L OBP: 0.326, SLG: 0.444										F7		5	0	2	0	0	0	
48 Pablo Sandoval, S OBP: 0.379, SLG: 0.548	G4-3				F8						5	0	3	0	0	0	3	
2 Randy Winn, S OBP: 0.320, SLG: 0.372		G3									5	0	3	0	0	1	1	
23 Ryan Garko, R OBP: 0.350, SLG: 0.424											3	0	0	0	0	2	4	
35 Travis Ishikawa, L OBP: 0.326, SLG: 0.403											0	0	0	0	0	0	0	
16 Edgar Renteria, R OBP: 0.313, SLG: 0.320											1	0	0	0	0	0	2	
33 Aaron Rowand, R OBP: 0.331, SLG: 0.436											3	0	1	0	1	1	2	
22 Eli Whiteside, R OBP: 0.247, SLG: 0.310											4	0	1	0	0	1	4	
18 Matt Cain, R OBP: 0.222, SLG: 0.200											2	0	0	0	0	0	0	
14 Fred Lewis, L OBP: 0.357, SLG: 0.414											1	0	1	0	0	0	0	
46 Bob Howry, L											0	0	0	0	0	0	0	
<b>Inning Stats</b>	R: 0 E: 0 K: 0 S: 9	H: 1 LOB: 1 BB: 0 P: 11	R: 0 E: 0 K: 2 S: 10	H: 0 LOB: 0 BB: 0 P: 16	R: 0 E: 0 K: 1 S: 6	H: 0 LOB: 0 BB: 0 P: 9	R: 1 E: 0 K: 1 S: 15	H: 2 LOB: 3 BB: 2 P: 28	R: 0 E: 0 K: 0 S: 7	H: 2 LOB: 2 BB: 0 P: 8	R: 0 E: 0 K: 0 S: 5	H: 1 LOB: 1 BB: 0 P: 7	R: 0 E: 0 K: 1 S: 8	H: 2 LOB: 2 BB: 0 P: 12	R: 0 E: 0 K: 1 S: 8	H: 1 LOB: 0 BB: 0 P: 11	1B: 9 2B: 2 3B: 0 HR: 0	SF: 0 SAC: 1 DP: 1 HBP: 0
<b>PITCHER</b>	IP WLS BF H R ER SO BB IBB HBP BLK WP HR S P ERA WHIP	39 Aaron Harang, R ERA: 4.21	53 Arthur Rhodes, L ERA: 2.4	40 Nick Masset, R ERA: 2.78	52 Daniel Herrera, L ERA: 2.37	48 Francisco Cordero, R ERA: 2.25	<b>PITCHER</b>	IP WLS BF H R ER SO BB IBB HBP BLK WP HR S P ERA WHIP	39 Aaron Harang, R ERA: 4.21	53 Arthur Rhodes, L ERA: 2.4	40 Nick Masset, R ERA: 2.78	52 Daniel Herrera, L ERA: 2.37	48 Francisco Cordero, R ERA: 2.25					

Batter	1	2	3	4	5	6	7	8	9	10	AB	R	H	RBI	BB	SO	LOB	BOTTOM				
21 Chris Dickerson, L OBP: 0.365, SLG: 0.371	G4-3				F8				F7		4	0	2	0	1	0	1	<b>San Francisco Giants @ Cincinnati Reds</b> Great American Ball Park, Cincinnati, OH Thu Aug 20 2009, 12:35 PM EDT Alt. 13,390 - Partly Cloudy - 81 F  <b>livebaseballscorecards.com</b>  <b>AB 37</b> <b>R 2</b> <b>H 9</b> <b>RBI 2</b> <b>BB 1</b> <b>SO 4</b> <b>LOB 22</b>   <b>WP: 0 PA: 39</b> <b>PB: 0</b> <b>SB: 1</b> <b>CS: 1</b>				
6 Drew Stubbs, R OBP: 0.222, SLG: 0.667											5	1	1	1	0	3	4					
19 Joey Votto, L OBP: 0.393, SLG: 0.544											4	0	0	0	0	0	4					
4 Brandon Phillips, R OBP: 0.320, SLG: 0.445											1	0	0	0	0	0	1					
15 Drew Sutton, S OBP: 0.195, SLG: 0.282											3	0	0	0	0	0	1					
17 Laynce Nix, L OBP: 0.303, SLG: 0.465											4	1	3	1	0	0	0					
23 Adam Rosales, R OBP: 0.293, SLG: 0.325											4	0	1	0	0	0	2					
7 Paul Janish, R OBP: 0.283, SLG: 0.241											4	0	1	0	0	0	1					
30 Craig Tatum, R OBP: 0.233, SLG: 0.135											4	0	0	0	0	0	3					
39 Aaron Harang, R ERA: 4.21											2	0	0	0	0	0	4					
60 Kevin Barlow, L ERA: 3.61											1	0	1	0	0	0	0					
61 Bronson Arroyo, R ERA: 3.61											0	0	0	0	0	0	0					
53 Arthur Rhodes, L ERA: 2.4											0	0	0	0	0	0	0					
40 Nick Masset, R ERA: 2.78											0	0	0	0	0	0	0					
52 Daniel Herrera, L ERA: 2.37											1	0	0	0	0	1	1					
31 Jonny Gomes, R ERA: 3.61											0	0	0	0	0	0	0					
48 Francisco Cordero, R ERA: 2.25											0	0	0	0	0	0	0					
<b>Inning Stats</b>	R: 0 E: 0 K: 1 S: 12	H: 0 LOB: 1 BB: 1 P: 23	R: 0 E: 0 K: 0 S: 16	H: 2 LOB: 2 BB: 0 P: 17	R: 0 E: 0 K: 0 S: 8	H: 1 LOB: 1 BB: 0 P: 10	R: 0 E: 1 K: 0 S: 7	H: 1 LOB: 2 BB: 0 P: 9	R: 0 E: 0 K: 1 S: 9	H: 0 LOB: 0 BB: 0 P: 14	R: 1 E: 0 K: 0 S: 7	H: 1 LOB: 0 BB: 0 P: 7	R: 0 E: 0 K: 1 S: 13	H: 2 LOB: 2 BB: 0 P: 20	R: 0 E: 0 K: 0 S: 7	H: 1 LOB: 0 BB: 0 P: 9	R: 0 E: 1 K: 1 S: 10	H: 0 LOB: 1 BB: 0 P: 15	R: 1 E: 0 K: 0 S: 1	H: 1 LOB: 0 BB: 0 P: 3	1B: 7 2B: 0 3B: 0 HR: 2	SF: 0 SAC: 0 DP: 0 HBP: 0
<b>PITCHER</b>	IP WLS BF H R ER SO BB IBB HBP BLK WP HR S P ERA WHIP	18 Matt Cain, R ERA: 2.43	46 Bob Howry, R ERA: 3.61	<b>PITCHER</b>	IP WLS BF H R ER SO BB IBB HBP BLK WP HR S P ERA WHIP	18 Matt Cain, R ERA: 2.43	46 Bob Howry, R ERA: 3.61															

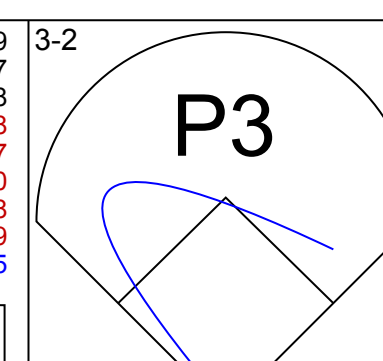
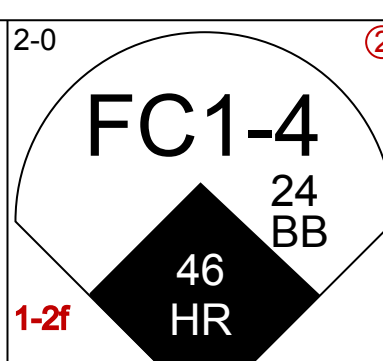
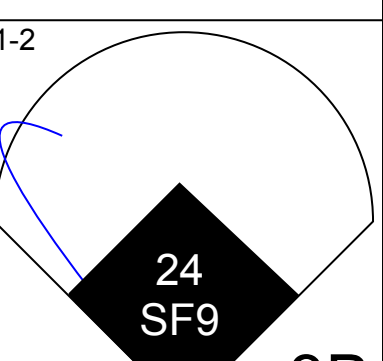
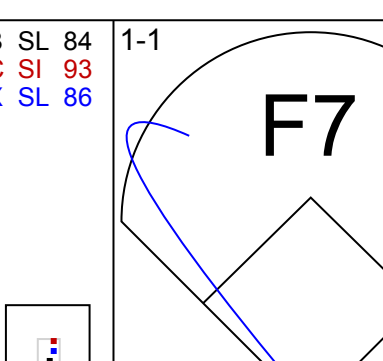
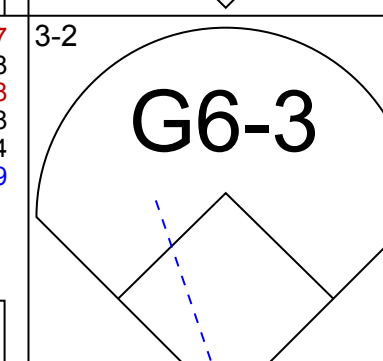
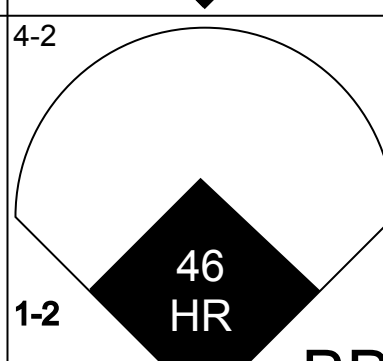
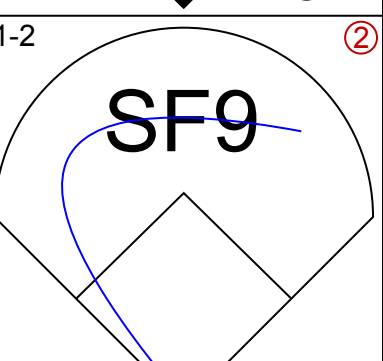
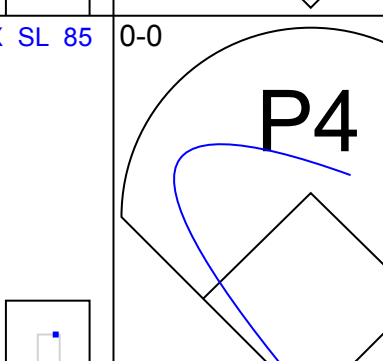
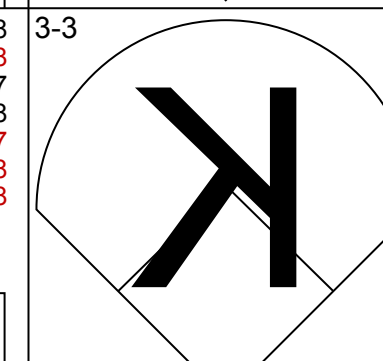
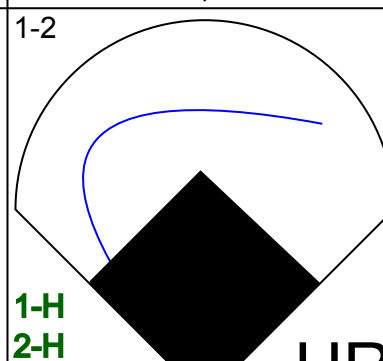
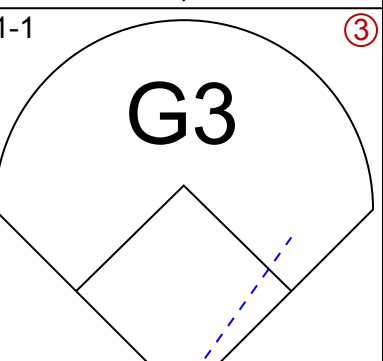
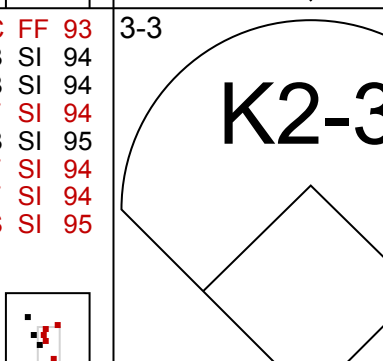
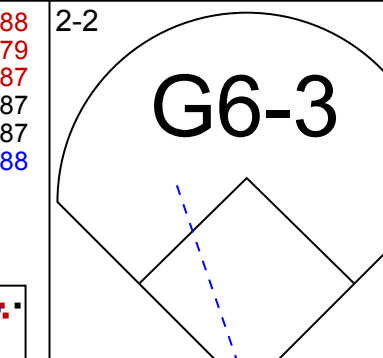
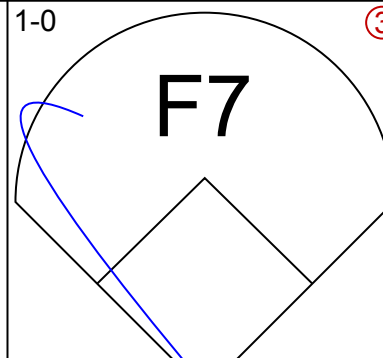
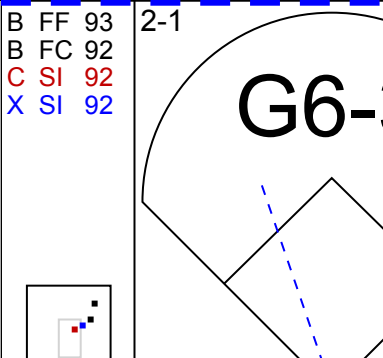
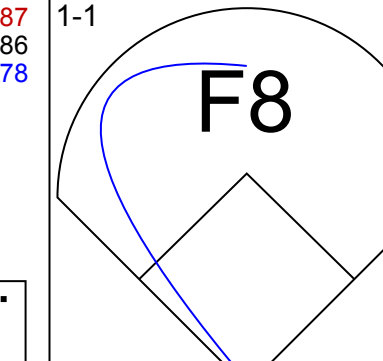
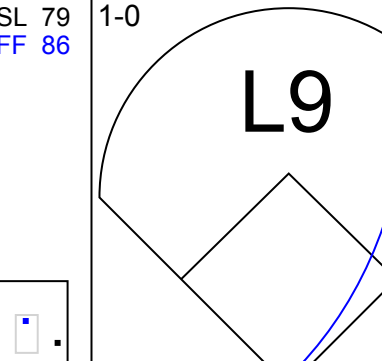
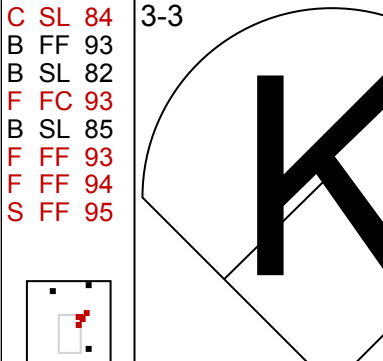
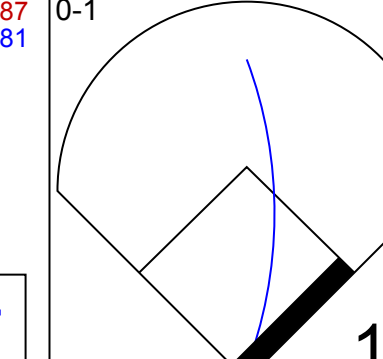
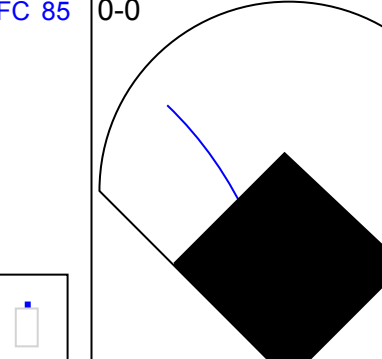
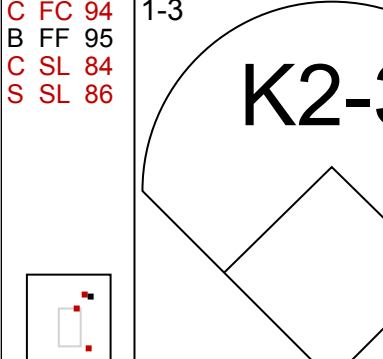
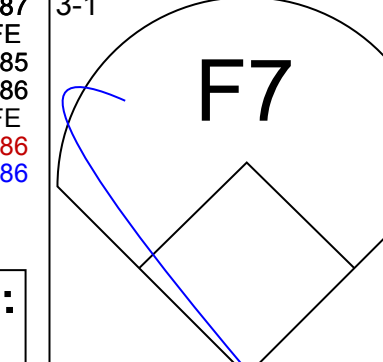
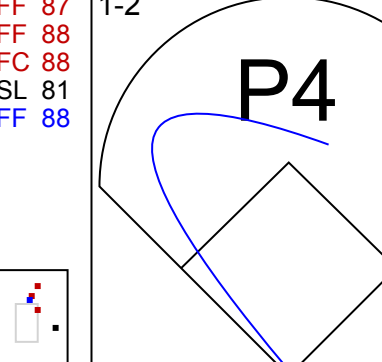

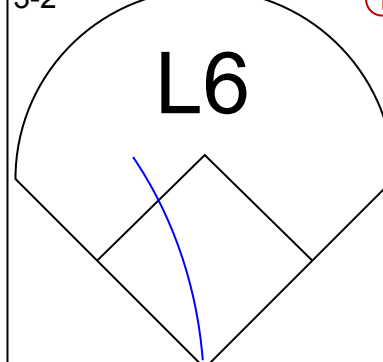
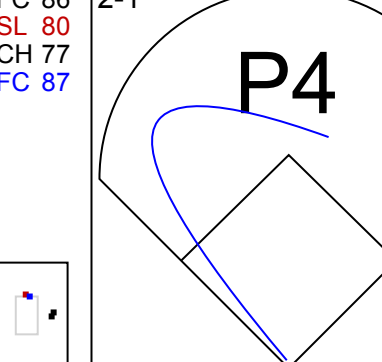



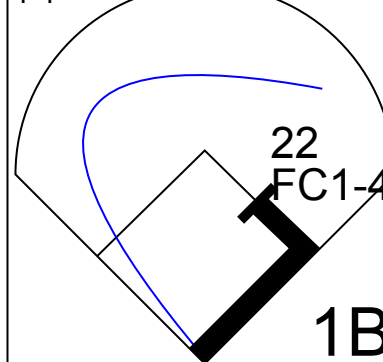

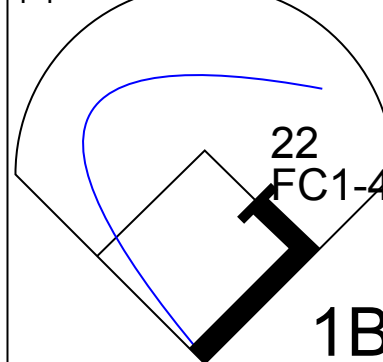

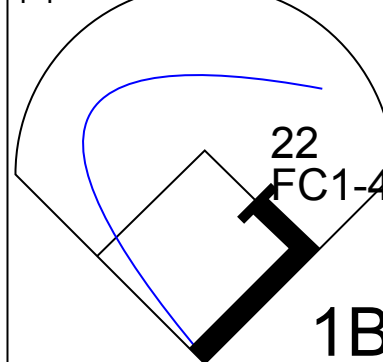



Batter	1	2	3	4	5	6	7	8	9	AB	R	H	RBI	BB	SO	LOB	TOP							
21 Chris Dickerson, L (1, 7) OBP: 0.369, SLG: 0.373										4	0	2	1	1	1	1								
6 Drew Stubbs, R (1, 8) OBP: 0.214, SLG: 0.462										4	0	0	0	0	1	0	4							
19 Joey Votto, L (1, 3) OBP: 0.388, SLG: 0.535										5	0	0	1	0	1	5								
17 Laynce Nix, L (1, 9) OBP: 0.306, SLG: 0.470										4	0	2	0	0	1	1								
23 Adam Rosales, R (1, 5) OBP: 0.293, SLG: 0.323										4	0	1	0	0	1	2								
15 Drew Sutton, S (1, 4) OBP: 0.222, SLG: 0.286										3	0	1	0	1	0	1								
29 Ryan Hanigan, R (1, 2) OBP: 0.364, SLG: 0.335										3	0	0	0	1	0	4								
7 Paul Janish, R (1, 6) OBP: 0.285, SLG: 0.243										3	1	1	0	0	0	4								
25 Vladimir Elezovic, R (9, PH) OBP: 0.292, SLG: 0.359										1	0	0	0	0	0	0								
33 Micah Owings, R (1, 1) OBP: 0.250, SLG: 0.520										2	1	1	0	0	0	2								
46 Carlos Fisher, R (6, 1) OBP: 0.250, SLG: 0.250										0	0	0	0	0	0	0								
60 Kevin Barker, L (7, PH) OBP: 0.333, SLG: 0.333										1	0	0	0	0	0	0								
38 Kip Wells, R (7, 1) OBP: 0.333, SLG: 0.333										0	0	0	0	0	0	0								
31 Jonny Gomes, R (9, PH) OBP: 0.351, SLG: 0.557										1	0	0	0	0	0	0								
<b>Inning Stats</b>	R: 0 E: 0 K: 2 S: 8	H: 0 LOB: 0 BB: 0 P: 10	R: 0 E: 0 K: 0 S: 6	H: 1 LOB: 2 BB: 1 P: 13	R: 1 E: 0 K: 0 S: 9	H: 2 LOB: 1 BB: 0 P: 15	R: 0 E: 0 K: 0 S: 10	H: 1 LOB: 2 BB: 1 P: 23	R: 0 E: 0 K: 1 S: 3	H: 0 LOB: 0 BB: 1 P: 8	R: 0 E: 0 K: 1 S: 7	H: 0 LOB: 0 BB: 0 P: 10	R: 1 E: 0 K: 0 S: 11	H: 2 LOB: 2 BB: 1 P: 18	R: 0 E: 0 K: 1 S: 11	H: 2 LOB: 1 BB: 0 P: 16	R: 0 E: 1 K: 0 S: 15	H: 1 LOB: 2 BB: 0 P: 23	1B: 8 2B: 1 3B: 0 HR: 0	SF: 0 SAC: 0 DP: 1 HBP: 0	WP: 0 PB: 0 SB: 0 CS: 1	PA: 39		
<b>PITCHER</b>	IP WLS BF H R ER SO BB IBB HBP BLK WP HR S P ERA WHIP	IP WLS BF H R ER SO BB IBB HBP BLK WP HR S P ERA WHIP	IP WLS BF H R ER SO BB IBB HBP BLK WP HR S P ERA WHIP	IP WLS BF H R ER SO BB IBB HBP BLK WP HR S P ERA WHIP	IP WLS BF H R ER SO BB IBB HBP BLK WP HR S P ERA WHIP	IP WLS BF H R ER SO BB IBB HBP BLK WP HR S P ERA WHIP	IP WLS BF H R ER SO BB IBB HBP BLK WP HR S P ERA WHIP	IP WLS BF H R ER SO BB IBB HBP BLK WP HR S P ERA WHIP	IP WLS BF H R ER SO BB IBB HBP BLK WP HR S P ERA WHIP	IP WLS BF H R ER SO BB IBB HBP BLK WP HR S P ERA WHIP	IP WLS BF H R ER SO BB IBB HBP BLK WP HR S P ERA WHIP	IP WLS BF H R ER SO BB IBB HBP BLK WP HR S P ERA WHIP	IP WLS BF H R ER SO BB IBB HBP BLK WP HR S P ERA WHIP	IP WLS BF H R ER SO BB IBB HBP BLK WP HR S P ERA WHIP	IP WLS BF H R ER SO BB IBB HBP BLK WP HR S P ERA WHIP	IP WLS BF H R ER SO BB IBB HBP BLK WP HR S P ERA WHIP	IP WLS BF H R ER SO BB IBB HBP BLK WP HR S P ERA WHIP	IP WLS BF H R ER SO BB IBB HBP BLK WP HR S P ERA WHIP	IP WLS BF H R ER SO BB IBB HBP BLK WP HR S P ERA WHIP	IP WLS BF H R ER SO BB IBB HBP BLK WP HR S P ERA WHIP	IP WLS BF H R ER SO BB IBB HBP BLK WP HR S P ERA WHIP	IP WLS BF H R ER SO BB IBB HBP BLK WP HR S P ERA WHIP	IP WLS BF H R ER SO BB IBB HBP BLK WP HR S P ERA WHIP	IP WLS BF H R ER SO BB IBB HBP BLK WP HR S P ERA WHIP

Cincinnati Reds @ Pittsburgh Pirates  
PNC Park, Pittsburgh, PA  
Fri Aug 21 2009, 7:05 PM EDT  
Att: 22,725 - Partly Cloudy - 79 F

AB 35  
R 2  
H 9  
RBI 2  
BB 4  
SO 4  
LOB 24



Batter	1	2	3	4	5	6	7	8	9	AB	R	H	RBI	BB	SO	LOB	BOTTOM							
22 Andrew McCutchen, R (1, 8) OBP: 0.345, SLG: 0.489										4	2	1	0	0	0	1								
24 Delwyn Young, S (1, 4) OBP: 0.366, SLG: 0.439										2	1	0	1	1	0	0								
46 Garrett Jones, L (1, 9) OBP: 0.362, SLG: 0.631										4	1	1	3	0	2	0								
15 Andy LaRoche, R (1, 5) OBP: 0.335, SLG: 0.380										3	0	0	0	0	0	0								
41 Ryan Doumit, S (1, 2) OBP: 0.237, SLG: 0.381										3	0	0	0	0	1	0								
85 Lastings Milledge, R (1, 7) OBP: 0.273, SLG: 0.350										3	1	2	1	0	1	0								
51 Steve Pearce, R (1, 3) OBP: 0.302, SLG: 0.565										3	0	0	0	0	1	1								
5 Ronny Cedeno, R (1, 6) OBP: 0.234, SLG: 0.329										3	0	0	0	0	0	0								
37 Charlie Morton, R (1, 1) OBP: 0.176, SLG: 0.176										2	0	1	0	0	0	0								
43 Jesse Chavez, R (7, 1) OBP: 0.304, SLG: 0.359										0	0	0	0	0	0	0								
52 Joel Hanrahan, R (8, 1) OBP: 0.304, SLG: 0.359										0	0	0	0	0	0	0								
55 Matt Capps, R (9, 1) OBP: 0.304, SLG: 0.359										0	0	0	0	0	0	0								
<b>Inning Stats</b>	R: 0 E: 0 K: 1 S: 13	H: 0 LOB: 0 BB: 0 P: 22	R: 0 E: 0 K: 0 S: 10	H: 1 LOB: 1 BB: 0 P: 16	R: 3 E: 0 K: 0 S: 14	H: 2 LOB: 0 BB: 1 P: 26	R: 1 E: 0 K: 0 S: 8	H: 1 LOB: 0 BB: 0 P: 12	R: 1 E: 0 K: 2 S: 10	H: 0 LOB: 0 BB: 0 P: 16	R: 0 E: 0 K: 2 S: 10	H: 0 LOB: 0 BB: 0 P: 14	R: 0 E: 0 K: 1 S: 8	H: 0 LOB: 0 BB: 0 P: 12	R: 0 E: 0 K: 1 S: 8	H: 0 LOB: 0 BB: 0 P: 12	1B: 2 2B: 0 3B: 1 HR: 2	SF: 1 SAC: 0 DP: 0 HBP: 0	WP: 0 PB: 0 SB: 0 CS: 0	PA: 30				
<b>PITCHER</b>	IP WLS BF H R ER SO BB IBB HBP BLK WP HR S P ERA WHIP	IP WLS BF H R ER SO BB IBB HBP BLK WP HR S P ERA WHIP	IP WLS BF H R ER SO BB IBB HBP BLK WP HR S P ERA WHIP	IP WLS BF H R ER SO BB IBB HBP BLK WP HR S P ERA WHIP	IP WLS BF H R ER SO BB IBB HBP BLK WP HR S P ERA WHIP	IP WLS BF H R ER SO BB IBB HBP BLK WP HR S P ERA WHIP	IP WLS BF H R ER SO BB IBB HBP BLK WP HR S P ERA WHIP	IP WLS BF H R ER SO BB IBB HBP BLK WP HR S P ERA WHIP	IP WLS BF H R ER SO BB IBB HBP BLK WP HR S P ERA WHIP	IP WLS BF H R ER SO BB IBB HBP BLK WP HR S P ERA WHIP	IP WLS BF H R ER SO BB IBB HBP BLK WP HR S P ERA WHIP	IP WLS BF H R ER SO BB IBB HBP BLK WP HR S P ERA WHIP	IP WLS BF H R ER SO BB IBB HBP BLK WP HR S P ERA WHIP	IP WLS BF H R ER SO BB IBB HBP BLK WP HR S P ERA WHIP	IP WLS BF H R ER SO BB IBB HBP BLK WP HR S P ERA WHIP	IP WLS BF H R ER SO BB IBB HBP BLK WP HR S P ERA WHIP	IP WLS BF H R ER SO BB IBB HBP BLK WP HR S P ERA WHIP	IP WLS BF H R ER SO BB IBB HBP BLK WP HR S P ERA WHIP	IP WLS BF H R ER SO BB IBB HBP BLK WP HR S P ERA WHIP	IP WLS BF H R ER SO BB IBB HBP BLK WP HR S P ERA WHIP	IP WLS BF H R ER SO BB IBB HBP BLK WP HR S P ERA WHIP	IP WLS BF H R ER SO BB IBB HBP BLK WP HR S P ERA WHIP	IP WLS BF H R ER SO BB IBB HBP BLK WP HR S P ERA WHIP	IP WLS BF H R ER SO BB IBB HBP BLK WP HR S P ERA WHIP

Cincinnati Reds @ Pittsburgh Pirates  
PNC Park, Pittsburgh, PA  
Fri Aug 21 2009, 7:05 PM EDT  
Att: 22,725 - Partly Cloudy - 79 F

AB 28  
R 5  
H 5  
RBI 5  
BB 1  
SO 6  
LOB 2





Batter	1	2	3	4	5	6	7	8	9	AB	R	H	RBI	BB	SO	LOB	TOP					
6 Drew Stubbs, R OBP: 0.167, SLG: 0.353	G6-3		G6-3		G1-3		F9			4	0	0	0	0	0	2	<b>Cincinnati Reds @ Pittsburgh Pirates</b> PNC Park, Pittsburgh, PA Sat Aug 22 2009, 7:05 PM EDT Att: 32,570 - Partly Cloudy - 78 F					
23 Adam Rosales, R OBP: 0.288, SLG: 0.317	G6-3			F8		G4-3	F8			4	0	0	0	0	0	2						
19 Joey Votto, L OBP: 0.394, SLG: 0.535										4	1	2	0	0	0	0						
60 Kevin Barker, L OBP: 0.250, SLG: 0.250	1B									0	0	0	0	0	0	0						
4 Brandon Phillips, R OBP: 0.320, SLG: 0.445	G4-3									4	1	1	0	0	2	2						
31 Jonny Gomes, R OBP: 0.359, SLG: 0.571										4	0	3	1	0	0	0						
25 Vladimir Balentien, R OBP: 0.291, SLG: 0.357	G6-3									4	0	1	1	0	0	2						
29 Ryan Hanigan, R OBP: 0.364, SLG: 0.335										3	0	1	0	0	0	2						
30 Craig Tatum, R OBP: 0.227, SLG: 0.132	G4-3									1	0	0	0	0	0	0						
7 Paul Janish, R OBP: 0.276, SLG: 0.235										4	0	0	0	0	0	1						
62 Justin Lehr, R OBP: 0.185, SLG: 0.279										2	0	0	0	0	0	1						
46 Carlos Fisher, R OBP: 0.246, SLG: 0.329										0	0	0	0	0	0	0						
33 Micah Owings, R OBP: 0.246, SLG: 0.329										1	0	0	0	0	0	0						
52 Daniel Herrera, L OBP: 0.246, SLG: 0.329										0	0	0	0	0	0	0						
51 Jared Burton, R OBP: 0.246, SLG: 0.329										0	0	0	0	0	0	0						
17 Laynce Nix, L OBP: 0.246, SLG: 0.329										1	0	0	0	0	0	0						
<b>Inning Stats</b>	R: 0 E: 0 K: 0 S: 11	H: 1 LOB: 1 BB: 0 P: 16	R: 0 E: 0 K: 0 S: 6	H: 0 LOB: 0 BB: 0 P: 13	R: 0 E: 0 K: 0 S: 5	H: 0 LOB: 0 BB: 0 P: 8	R: 1 E: 0 K: 1 S: 17	H: 3 LOB: 2 BB: 0 P: 23	R: 0 E: 0 K: 1 S: 9	H: 0 LOB: 0 BB: 0 P: 13	R: 1 E: 0 K: 0 S: 8	H: 2 LOB: 1 BB: 0 P: 13	R: 0 E: 0 K: 0 S: 7	H: 2 LOB: 2 BB: 0 P: 13	R: 0 E: 0 K: 1 S: 12	H: 1 LOB: 1 BB: 0 P: 14	R: 0 E: 0 K: 0 S: 8	H: 0 LOB: 0 BB: 0 P: 12	1B: 8 2B: 1 3B: 0 HR: 0	SF: 0 SAC: 0 DP: 0 HBP: 0	WP: 0 PB: 0 SB: 0 CS: 0	PA: 36
<b>PITCHER</b>	IP WLS BF H R ER SO BB IBB HBP BLK WP HR S P ERA WHIP																					
57 Zach Duke, L ERA: 3.38	7.0 W 29 8 2 2 2 0 0 0 0 0 0 63 99 2.57 1.143																					
32 Phil Dumatrait, L ERA:	1.0 4 1 0 0 1 0 0 0 0 0 0 12 14 0.00 1.000																					
54 Denny Bautista, R ERA:	1.0 3 0 0 0 0 0 0 0 0 0 0 8 12 0.00 0.000																					

Batter	1	2	3	4	5	6	7	8	9	AB	R	H	RBI	BB	SO	LOB	BOTTOM			
22 Andrew McCutchen, R OBP: 0.350, SLG: 0.487	G6-3									3	2	1	1	2	0	1	<b>Cincinnati Reds @ Pittsburgh Pirates</b> PNC Park, Pittsburgh, PA Sat Aug 22 2009, 7:05 PM EDT Att: 32,570 - Partly Cloudy - 78 F			
24 Delwyn Young, S OBP: 0.367, SLG: 0.436										4	1	1	0	1	1	5				
32 Phil Dumatrait, R ERA:										0	0	0	0	0	0	0				
54 Denny Bautista, R ERA:										0	0	0	0	0	0	0				
46 Garrett Jones, L OBP: 0.368, SLG: 0.636										5	1	3	3	0	1	1				
15 Andy LaRoche, R OBP: 0.336, SLG: 0.378										4	1	1	1	1	0	1				
41 Ryan Doumit, S OBP: 0.247, SLG: 0.410										5	3	3	3	0	1	1				
85 Lastinos Milledge, R OBP: 0.279, SLG: 0.343										5	1	2	1	0	1	1				
51 Steve Pearce, R OBP: 0.300, SLG: 0.360										4	1	1	2	0	0	2				
36 Luis Alfonso Cruz, R OBP: 0.278, SLG: 0.250										4	2	1	0	0	0	1				
57 Zach Duke, L OBP: 0.240, SLG: 0.239										1	0	0	0	1	0	0				
10 Brian Bixler, R OBP: 0.259, SLG: 0.320										0	0	0	0	1	0	0				
<b>Inning Stats</b>	R: 3 E: 0 K: 0 S: 16	H: 4 LOB: 1 BB: 0 P: 23	R: 1 E: 0 K: 0 S: 10	H: 2 LOB: 2 BB: 1 P: 17	R: 0 E: 0 K: 0 S: 9	H: 1 LOB: 1 BB: 0 P: 12	R: 0 E: 0 K: 0 S: 6	H: 0 LOB: 1 BB: 1 P: 10	R: 2 E: 0 K: 1 S: 9	H: 2 LOB: 1 BB: 1 P: 17	R: 2 E: 0 K: 1 S: 17	H: 2 LOB: 1 BB: 1 P: 32	R: 4 E: 0 K: 1 S: 16	H: 3 LOB: 1 BB: 2 P: 24	R: 0 E: 0 K: 2 S: 16	H: 0 LOB: 0 BB: 0 P: 24	1B: 9 2B: 3 3B: 0 HR: 1	SF: 0 SAC: 1 DP: 1 HBP: 0	WP: 1 PB: 0 SB: 1 CS: 0	PA: 42
<b>PITCHER</b>	IP WLS BF H R ER SO BB IBB HBP BLK WP HR S P ERA WHIP																			
62 Justin Lehr, R ERA: 3.77	5.0 L 25 8 6 6 6 0 0 0 0 0 1 47 74 10.80 2.200																			
46 Carlos Fisher, R ERA: 3.16	1.0 6 2 2 2 1 1 0 0 0 0 0 9 17 18.00 3.000																			
52 Daniel Herrera, L ERA: 2.74	0.0 6 3 4 2 0 2 0 0 0 0 0 11 23 ∞ ∞																			
51 Jared Burton, R ERA: 5.11	2.0 5 0 0 0 3 0 0 0 0 0 0 22 33 0.00 0.000																			















Batter	1	2	3	4	5	6	7	8	9	AB	R	H	RBI	BB	SO	LOB	TOP					
6 Drew Stubbs, R OBP: 0.231, SLG: 0.324										5	1	2	1	0	1	0	<b>Cincinnati Reds @ Milwaukee Brewers</b> Miller Park, Milwaukee, WI Thu Aug 27 2009, 1:05 PM CDT Att: 31,091 - Roof Closed - 73 F					
7 Paul Janish, R OBP: 0.302, SLG: 0.284										4	2	2	2	1	1	1						
19 Joey Votto, L OBP: 0.400, SLG: 0.549										4	2	3	2	1	1	1						
4 Brandon Phillips, R OBP: 0.316, SLG: 0.437										5	1	1	1	0	0	3						
27 Scott Rolen, R OBP: 0.368, SLG: 0.472										4	0	1	2	0	1	1						
25 Vladimir Valentin, R OBP: 0.293, SLG: 0.354										4	0	0	0	0	0	2						
31 Jonny Gomes, R OBP: 0.214, SLG: 0.231										4	1	1	0	0	2	0						
16 Darrell McDonald, R OBP: 0.271, SLG: 0.273										0	0	0	0	0	0	0						
30 Craig Tatum, R OBP: 0.204, SLG: 0.116										4	0	0	0	0	0	1						
62 Justin Lehr, R OBP: 0.214, SLG: 0.231										2	1	0	0	1	1	0						
51 Jared Burton, R OBP: 0.271, SLG: 0.273										0	0	0	0	0	0	0						
48 Francisco Cordero, R ERA: 5.71										0	0	0	0	0	0	0						
<b>Inning Stats</b>	R: 0 E: 0 K: 1 S: 8	H: 0 LOB: 1 BB: 1 P: 17	R: 0 E: 0 K: 1 S: 11	H: 0 LOB: 0 BB: 0 P: 15	R: 0 E: 0 K: 1 S: 11	H: 0 LOB: 0 BB: 0 P: 16	R: 1 E: 0 K: 0 S: 12	H: 2 LOB: 1 BB: 0 P: 19	R: 5 E: 0 K: 0 S: 21	H: 4 LOB: 1 BB: 2 P: 35	R: 1 E: 0 K: 1 S: 12	H: 2 LOB: 1 BB: 0 P: 18	R: 1 E: 0 K: 1 S: 11	H: 1 LOB: 0 BB: 0 P: 17	R: 0 E: 0 K: 1 S: 8	H: 0 LOB: 0 BB: 0 P: 10	R: 0 E: 0 K: 1 S: 8	H: 1 LOB: 1 BB: 0 P: 13	1B: 5 2B: 4 3B: 0 HR: 1	SF: 0 SAC: 1 DP: 0 HBP: 0	WP: 0 PB: 0 SB: 0 CS: 0	PA: 40
<b>PITCHER</b>	IP WLS BF H R ER SO BB IBB HBP BLK WP HR S P ERA WHIP																					
31 Dave Bush, R ERA: 5.88	4.2 L 21 4 5 5 3 2 1 0 0 0 0 56 92 9.64 1.286																					
45 Mark DiFelice, R ERA: 3.97	1.1 8 4 2 2 1 0 0 0 0 0 0 19 28 13.50 3.000																					
38 Chris Narveson, L ERA: 5.71	3.0 11 2 1 1 3 0 0 0 0 0 0 1 27 40 3.00 0.667																					

AB	36
R	8
H	10
RBI	8
BB	3
SO	7
LOB	9



Batter	1	2	3	4	5	6	7	8	9	AB	R	H	RBI	BB	SO	LOB	BOTTOM					
3 Felipe Lopez, S OBP: 0.375, SLG: 0.442										5	0	2	0	0	1	1	<b>Cincinnati Reds @ Milwaukee Brewers</b> Miller Park, Milwaukee, WI Thu Aug 27 2009, 1:05 PM CDT Att: 31,091 - Roof Closed - 73 F					
22 Jody Gerut, L OBP: 0.260, SLG: 0.356										3	1	0	0	2	0	2						
8 Ryan Braun, R OBP: 0.383, SLG: 0.558										5	1	1	0	0	1	4						
28 Prince Fielder, L OBP: 0.416, SLG: 0.598										3	1	1	3	1	1	0						
14 Casey McGehee, R OBP: 0.353, SLG: 0.478										3	1	0	0	1	1	1						
25 Mike Cameron, R OBP: 0.380, SLG: 0.461										4	1	2	2	0	2	1						
11 Mike Rivera, R OBP: 0.354, SLG: 0.386										4	0	1	0	0	2	1						
31 Dave Bush, R OBP: 0.231, SLG: 0.130										2	0	0	0	0	1	3						
45 Mark DiFelice, R ERA: 4.19										0	0	0	0	0	0	0						
27 Frank Catalanotto, L OBP: 0.358, SLG: 0.374										1	0	0	0	0	0	0						
38 Chris Narveson, L ERA: 5.71										0	0	0	0	0	0	0						
30 Craig Counsell, L OBP: 0.355, SLG: 0.409										0	0	0	0	1	0	0						
21 Alcides Escobar, R OBP: 0.273, SLG: 0.333										4	0	0	0	0	0	1						
<b>Inning Stats</b>	R: 4 E: 0 K: 0 S: 13	H: 3 LOB: 1 BB: 2 P: 25	R: 0 E: 0 K: 0 S: 11	H: 1 LOB: 0 BB: 0 P: 16	R: 0 E: 0 K: 2 S: 14	H: 1 LOB: 2 BB: 1 P: 21	R: 0 E: 0 K: 1 S: 9	H: 0 LOB: 0 BB: 0 P: 11	R: 0 E: 0 K: 0 S: 7	H: 0 LOB: 0 BB: 0 P: 10	R: 0 E: 0 K: 2 S: 9	H: 0 LOB: 0 BB: 0 P: 12	R: 0 E: 0 K: 3 S: 10	H: 1 LOB: 1 BB: 0 P: 14	R: 1 E: 0 K: 0 S: 10	H: 1 LOB: 0 BB: 0 P: 14	R: 0 E: 0 K: 1 S: 16	H: 0 LOB: 2 BB: 2 P: 28	1B: 2 2B: 3 3B: 0 HR: 2	SF: 0 SAC: 0 DP: 0 HBP: 0	WP: 0 PB: 0 SB: 0 CS: 0	PA: 39
<b>PITCHER</b>	IP WLS BF H R ER SO BB IBB HBP BLK WP HR S P ERA WHIP																					
62 Justin Lehr, R ERA: 4.19	7.2 W 33 7 5 5 7 3 0 0 0 0 0 2 76 117 5.87 1.304																					
51 Jared Burton, R ERA: 5.32	0.1 H 1 0 0 0 1 0 0 0 0 0 0 0 3 4 0.00 0.000																					
48 Francisco Cordero, R ERA: 2.09	1.0 S 5 0 0 0 1 2 0 0 0 0 0 0 0 16 28 0.00 2.000																					







Batter	1	2	3	4	5	6	7	8	9	AB	R	H	RBI	BB	SO	LOB	TOP										
15 Rafael Furcal, S OBP: 0.322, SLG: 0.346	F7		K			1B		1B	1B	5	0	3	0	0	1	0	<b>Los Angeles Dodgers @ Cincinnati Reds</b> Great American Ball Park, Cincinnati, OH Fri Aug 28 2009, 7:10 PM EDT Att: 19,258 - Cloudy - 74 F										
27 Matt Kemp, R OBP: 0.373, SLG: 0.505	1B			G6-3		1B		K	1B	4	0	2	0	1	1												
16 Andre Ethier, L OBP: 0.371, SLG: 0.534	F7			K		K			K	4	0	0	0	1	3	5											
99 Manny Ramirez, R OBP: 0.424, SLG: 0.536	K			1B		F9		L8	K	5	0	1	0	0	2	8											
23 Casey Blake, R OBP: 0.354, SLG: 0.466		G5-3		K		P4		K		4	0	0	0	0	2	5											
7 James Loney, L OBP: 0.348, SLG: 0.392		G3				F7		G4-3		4	1	1	1	0	0	0											
55 Russell Martin, R OBP: 0.360, SLG: 0.326		L9				1B		1B		4	0	2	0	0	0	0											
13 Orlando Hudson, S OBP: 0.356, SLG: 0.419			G4-3			FC6-4		FC6-4		4	0	0	0	0	0	2											
58 Chad Billingsley, R ERA: 3.83			G3			FC5-4		L8		2	0	0	0	0	0	1											
54 Ronald Belisario, R ERA: 2.26								1B		1	1	1	0	0	0	0											
9 Juan Pierre, L OBP: 0.355, SLG: 0.403										1	0	0	0	0	0	1											
31 James McDonald, L ERA: 4.11										0	0	0	0	0	0	0											
59 Guillermo Mota, R ERA: 3.39										0	0	0	0	0	0	0											
5 Mark Loretta, R OBP: 0.326, SLG: 0.285										1	1	1	0	0	0	0											
<b>Inning Stats</b>	R: 0 E: 0 K: 1 S: 8	H: 1 LOB: 1 BB: 0 P: 14	R: 0 E: 0 K: 0 S: 5	H: 0 LOB: 0 BB: 0 P: 10	R: 0 E: 0 K: 1 S: 8	H: 0 LOB: 0 BB: 0 P: 12	R: 0 E: 0 K: 2 S: 13	H: 1 LOB: 1 BB: 0 P: 16	R: 0 E: 0 K: 0 S: 8	H: 1 LOB: 2 BB: 0 P: 11	R: 0 E: 0 K: 1 S: 15	H: 2 LOB: 2 BB: 0 P: 25	R: 0 E: 0 K: 0 S: 6	H: 1 LOB: 1 BB: 0 P: 9	R: 0 E: 0 K: 2 S: 11	H: 1 LOB: 2 BB: 1 P: 18	R: 2 E: 0 K: 2 S: 22	H: 3 LOB: 3 BB: 1 P: 34	1B: 9 2B: 0 3B: 0 HR: 1	SF: 0 SAC: 0 DP: 0 HBP: 0	WP: 1 PB: 0 SB: 1 CS: 0	PA: 40					
<b>PITCHER</b>	IP	WLS	BF	H	R	ER	SO	BB	IBB	HBP	BLK	WP	HR	S	P	ERA	WHIP										
34 Homer Bailey, R ERA: 3.04	8.0	W	32	7	0	0	7	1	0	0	0	0	0	74	115	0.00	1.000										
40 Nick Masset, R ERA: 2.84	0.1		2	1	1	1	0	0	0	0	0	0	1	3	5	27.00	3.000										
48 Francisco Cordero, R ERA: 2.24	0.2		6	2	1	1	2	1	0	0	0	1	0	19	29	13.50	4.500										

Batter	1	2	3	4	5	6	7	8	9	AB	R	H	RBI	BB	SO	LOB	BOTTOM										
6 Drew Stubbs, R OBP: 0.250, SLG: 0.333	L8		1B			P4				5	1	2	1	0	1	1	<b>Los Angeles Dodgers @ Cincinnati Reds</b> Great American Ball Park, Cincinnati, OH Fri Aug 28 2009, 7:10 PM EDT Att: 19,258 - Cloudy - 74 F										
7 Paul Janish, R OBP: 0.292, SLG: 0.273	F9		F7			G5-3		P6		5	0	0	0	0	5												
19 Joey Votto, L OBP: 0.401, SLG: 0.550	G4-3		2B			BB				3	0	1	1	1	1	0											
4 Brandon Phillips, R OBP: 0.319, SLG: 0.438		F8				1B		1B		3	0	2	0	1	0	0											
27 Scott Rolen, R OBP: 0.367, SLG: 0.468		G5-3				BB		F7		3	0	0	0	1	0	3											
25 Vladimir Valentinov, R OBP: 0.292, SLG: 0.357		2B				FC5		K		4	1	1	0	0	2	3											
31 Jonny Gomes, R ERA: 3.83										4	1	3	2	0	1	0											
16 Darnell McDonald, R OBP: 0.271, SLG: 0.273										0	0	0	0	0	0	0											
37 Corky Miller, R OBP: 0.309, SLG: 0.286		CS				F8		1B		2	1	0	0	2	1	1											
34 Homer Bailey, R OBP: 0.087, SLG: 0.087										2	0	1	0	0	0	1											
Kevin Barker, L OBP: 0.354, SLG: 0.364										1	0	1	0	0	0	0											
40 Nick Masset, R ERA: 2.84										0	0	0	0	0	0	0											
48 Francisco Cordero, R ERA: 2.24										0	0	0	0	0	0	0											
<b>Inning Stats</b>	R: 0 E: 0 K: 0 S: 6	H: 0 LOB: 0 BB: 0 P: 9	R: 1 E: 0 K: 0 S: 12	H: 2 LOB: 0 BB: 0 P: 22	R: 2 E: 0 K: 0 S: 14	H: 2 LOB: 2 BB: 2 P: 29	R: 0 E: 0 K: 1 S: 12	H: 1 LOB: 1 BB: 0 P: 18	R: 0 E: 0 K: 0 S: 8	H: 1 LOB: 3 BB: 2 P: 17	R: 1 E: 0 K: 2 S: 13	H: 2 LOB: 1 BB: 0 P: 16	R: 0 E: 0 K: 1 S: 8	H: 1 LOB: 0 BB: 0 P: 15	R: 0 E: 0 K: 2 S: 12	H: 2 LOB: 3 BB: 1 P: 26	1B: 8 2B: 2 3B: 0 HR: 1	SF: 0 SAC: 1 DP: 0 HBP: 0	WP: 2 PB: 0 SB: 1 CS: 2	PA: 39							
<b>PITCHER</b>	IP	WLS	BF	H	R	ER	SO	BB	IBB	HBP	BLK	WP	HR	S	P	ERA	WHIP										
58 Chad Billingsley, R ERA: 3.83	5.0	L	25	7	4	4	1	4	0	0	0	0	0	11	12	0.00	1.000										
54 Ronald Belisario, R ERA: 2.26	1.0		4	1	0	0	2	0	0	0	0	0	0	8	15	0.00	1.000										
31 James McDonald, R ERA: 4.11	1.0		3	1	0	0	1	0	0	0	0	0	0	12	26	0.00	3.000										
59 Guillermo Mota, R ERA: 3.39	1.0		6	2	0	0	2	1	0	0	0	0	0	12	26	0.00	3.000										

livebaseballscorecards.com



livebaseballscorecards.com










Batter	1	2	3	4	5	6	7	8	9	10	11	12	AB	R	H	RBI	BB	SO	LOB	TOP	
15 Rafael Furcal, S OBP: 0.321, SLG: 0.350	P4			G4-3	FC5-4					G6-3		L7	5	0	0	0	1	0	4		
9 Juan Pierre, L OBP: 0.318, SLG: 0.344 52 George Sherrill, L 38 Ramon Troncoso, R 5 Mark Loretta, R 56 Hung-Chih Kuo, L 14 Juan Castro, L	G1-3			G3		L8						27 SF8	4	0	1	0	0	0	0	0	
16 Andre Ethier, L OBP: 0.371, SLG: 0.535	G3-1			G3-1				F4		P6			5	0	1	0	1	0	3		
27 Matt Kemp, R OBP: 0.373, SLG: 0.514		F8			HR							23 SF8	4	1	1	2	1	2	3		
23 Casey Blake, R OBP: 0.354, SLG: 0.463																					
7 James Loney, L OBP: 0.351, SLG: 0.389																					
55 Russell Martin, R OBP: 0.358, SLG: 0.324																					
13 Orlando Hudson, S OBP: 0.357, SLG: 0.425 31 James McDonald, L 51 Jonathan Broxton, R																					
22 Clayton Kershaw, L OBP: 0.170, SLG: 0.114 99 Manny Ramirez, R OBP: 0.427, SLG: 0.544																					
<b>Inning Stats</b>	R: 0 E: 0 K: 5 S: 5	H: 0 LOB: 0 BB: 8	R: 0 E: 0 K: 9 S: 9	H: 0 LOB: 0 BB: 1 P: 14	R: 0 E: 0 K: 1 S: 7	H: 0 LOB: 0 BB: 9	R: 0 E: 0 K: 1 S: 18	H: 4 LOB: 2 BB: 24	R: 0 E: 0 K: 10 S: 10	H: 1 LOB: 1 BB: 18	R: 0 E: 0 K: 8 S: 8	H: 1 LOB: 1 BB: 16	R: 0 E: 0 K: 15 S: 15	H: 2 LOB: 1 BB: 27	R: 1 E: 0 K: 17 S: 17	H: 1 LOB: 2 BB: 33	1B: 8 2B: 2 3B: 0 HR: 1	SF: 1 SAC: 0 DP: 3 HBP: 0	WP: 0 PB: 0 SB: 1 CS: 0	PA: 50	
<b>PITCHER</b>	IP WLS BF H R ER SO BB IBB HBP BLK WP HR S P ERA WHIP																				
61 Bronson Arroyo, R ERA: 4.35 53 Arthur Rhodes, L ERA: 2.72 40 Nick Masset, R ERA: 2.78 51 Jared Burton, R ERA: 5.1 48 Francisco Cordero, R ERA: 2.39	7.1 0.1 1.1 2.0 1.0	29 1 5 9 6	2 0 1 3 1	2 0 0 0 1	3 0 0 0 0	2 0 0 0 0	1 0 0 0 1	0 0 0 0 0	0 0 0 0 0	0 0 0 0 0	0 0 0 0 0	0 0 0 0 0	0 0 0 0 0	0 0 0 0 0	0 0 0 0 0	0 0 0 0 0	0 0 0 0 0	0 0 0 0 0	0 0 0 0 0	0 0 0 0 0	17 33 9.00 2.000

Los Angeles Dodgers @ Cincinnati Reds  
Great American Ball Park, Cincinnati, OH  
Sun Aug 30 2009, 1:10 PM EDT  
Att. 26,091 - Partly Cloudy - 67 F

livebaseballscorecards.com

AB 43  
R 3  
H 11  
RBI 3  
BB 6  
SO 4  
LOB 23



Batter	1	2	3	4	5	6	7	8	9	10	11	12	AB	R	H	RBI	BB	SO	LOB	BOTTOM						
6 Drew Stubbs, R OBP: 0.255, SLG: 0.308																										
7 Paul Janish, R OBP: 0.289, SLG: 0.309	P4																									
19 Joey Votto, L OBP: 0.399, SLG: 0.545																										
4 Brandon Phillips, R OBP: 0.321, SLG: 0.441																										
27 Scott Rolen, R OBP: 0.370, SLG: 0.466																										
31 Johnny Gomes, R ERA: 2.61 23 Arthur Rhodes, L ERA: 2.72 40 Nick Masset, R ERA: 2.78 51 Jared Burton, R ERA: 5.1 18 Drew Stubbs, S ERA: 2.94 48 Francisco Cordero, R ERA: 2.39 23 Adam Rosales, R OBP: 0.288, SLG: 0.314																										
16 Darnell McDonald, R OBP: 0.283, SLG: 0.333																										
37 Corky Miller, R OBP: 0.300, SLG: 0.264 34 Homer Bailey, R OBP: 0.087, SLG: 0.087																										
61 Bronson Arroyo, R ERA: 2.94 25 Wladimir Balentien, R OBP: 0.290, SLG: 0.350																										
<b>Inning Stats</b>	R: 0 E: 0 K: 2 S: 10	H: 0 LOB: 0 BB: 15	R: 2 E: 0 K: 14 S: 14	H: 2 LOB: 0 BB: 0 P: 19	R: 0 E: 0 K: 2 S: 14	H: 0 LOB: 0 BB: 0 P: 14	R: 0 E: 0 K: 2 S: 14	H: 1 LOB: 1 BB: 0 P: 16	R: 0 E: 0 K: 2 S: 10	H: 0 LOB: 0 BB: 2 P: 10	R: 0 E: 0 K: 12 S: 12	H: 1 LOB: 1 BB: 2 P: 16	R: 0 E: 0 K: 9 S: 9	H: 2 LOB: 0 BB: 20	R: 0 E: 0 K: 2 S: 9	H: 0 LOB: 0 BB: 14	R: 0 E: 0 K: 2 S: 8	H: 1 LOB: 1 BB: 9	R: 0 E: 0 K: 3 S: 11	H: 1 LOB: 1 BB: 0 P: 17	R: 0 E: 0 K: 3 S: 13	H: 0 LOB: 2 BB: 2 P: 26	1B: 7 2B: 0 3B: 0 HR: 1	SF: 0 SAC: 0 DP: 0 HBP: 0	WP: 0 PB: 1 SB: 1 CS: 1	PA: 46
<b>PITCHER</b>	IP WLS BF H R ER SO BB IBB HBP BLK WP HR S P ERA WHIP																									
22 Clayton Kershaw, L ERA: 1.78 52 George Sherrill, L ERA: 1.78 38 Ramon Troncoso, R ERA: 2.61 56 Hung-Chih Kuo, L ERA: 3.38 31 James McDonald, R ERA: 4.03	7.0 1.0 1.0 1.0 1.0	26 4 3 4 4	2 0 0 1 1	2 0 0 0 0	11 0 0 0 2	2 0 0 0 0	0 0 0 0 0	0 0 0 0 0	0 0 0 0 0	0 0 0 0 0	0 0 0 0 0	0 0 0 0 0	0 0 0 0 0	0 0 0 0 0	0 0 0 0 0	0 0 0 0 0	0 0 0 0 0	0 0 0 0 0	0 0 0 0 0	0 0 0 0 0	0 0 0 0 0	14 20 14 9 11	2.57 0.00 0.00 0.00 0.00	0.857		

Los Angeles Dodgers @ Cincinnati Reds  
Great American Ball Park, Cincinnati, OH  
Sun Aug 30 2009, 1:10 PM EDT  
Att. 26,091 - Partly Cloudy - 67 F

livebaseballscorecards.com

AB 42  
R 2  
H 8  
RBI 2  
BB 4  
SO 20  
LOB 17





Batter	1	2	3	4	5	6	7	8	9	AB	R	H	RBI	BB	SO	LOB	TOP				
22 Andrew McCutchen, R OBP: 0.346, SLG: 0.490	G5-3	F8			L9		K			4	0	0	0	0	1	2					
24 Delwyn Young, S OBP: 0.346, SLG: 0.419	K		L3		L9		K			4	0	0	0	0	2	0					
46 Garrett Jones, L OBP: 0.362, SLG: 0.604	P4		G6-3		G6-3					3	0	0	0	1	1	0					
15 Andy LaRoche, R OBP: 0.326, SLG: 0.369		G6-3	G6-3			K				3	0	0	0	1	1						
44 Brandon Moss, L OBP: 0.302, SLG: 0.371		L8	F8		G4-3					4	0	0	0	0	2						
85 Lastings Milledge, R OBP: 0.338, SLG: 0.360					F9					2	1	0	0	2	1	0					
5 Ronny Cedeno, R OBP: 0.256, SLG: 0.354										2	2	2	0	1	0	0					
35 Jason Jaramillo, S OBP: 0.316, SLG: 0.375										4	0	2	2	0	0	3					
34 Daniel McCutchen, R OBP: 0.500, SLG: 0.500										2	0	1	1	0	0	1					
5 Ramon Vazquez, L OBP: 0.349, SLG: 0.293										1	0	0	0	0	0	1					
52 Joel Hanrahan, R										0	0	0	0	0	0	0					
43 Jesse Chavez, R										0	0	0	0	0	0	0					
<b>Inning Stats</b>	R: 0 E: 0 K: 1 S: 8	H: 0 LOB: 0 BB: 0 P: 15	R: 2 E: 0 K: 0 S: 21	H: 2 LOB: 2 BB: 1 P: 34	R: 0 E: 0 K: 0 S: 8	H: 0 LOB: 1 BB: 2 P: 16	R: 0 E: 0 K: 0 S: 8	H: 0 LOB: 0 BB: 0 P: 18	R: 0 E: 0 K: 1 S: 7	H: 0 LOB: 0 BB: 0 P: 14	R: 1 E: 0 K: 1 S: 8	H: 2 LOB: 0 BB: 0 P: 12	R: 0 E: 0 K: 2 S: 15	H: 0 LOB: 1 BB: 1 P: 22	R: 0 E: 0 K: 1 S: 6	H: 1 LOB: 0 BB: 0 P: 8	1B: 4 2B: 1 3B: 1 HR: 0	SF: 0 SAC: 0 DP: 3 HBP: 1	WP: 0 PB: 0 SB: 1 CS: 0	PA: 35	
<b>PITCHER</b>	IP WLS BF H R ER SO BB IBB HBP BLK WP HR S P ERA WHIP	IP WLS BF H R ER SO BB IBB HBP BLK WP HR S P ERA WHIP	IP WLS BF H R ER SO BB IBB HBP BLK WP HR S P ERA WHIP	IP WLS BF H R ER SO BB IBB HBP BLK WP HR S P ERA WHIP	IP WLS BF H R ER SO BB IBB HBP BLK WP HR S P ERA WHIP	IP WLS BF H R ER SO BB IBB HBP BLK WP HR S P ERA WHIP	IP WLS BF H R ER SO BB IBB HBP BLK WP HR S P ERA WHIP	IP WLS BF H R ER SO BB IBB HBP BLK WP HR S P ERA WHIP	IP WLS BF H R ER SO BB IBB HBP BLK WP HR S P ERA WHIP	IP WLS BF H R ER SO BB IBB HBP BLK WP HR S P ERA WHIP	IP WLS BF H R ER SO BB IBB HBP BLK WP HR S P ERA WHIP	IP WLS BF H R ER SO BB IBB HBP BLK WP HR S P ERA WHIP	IP WLS BF H R ER SO BB IBB HBP BLK WP HR S P ERA WHIP	IP WLS BF H R ER SO BB IBB HBP BLK WP HR S P ERA WHIP	IP WLS BF H R ER SO BB IBB HBP BLK WP HR S P ERA WHIP	IP WLS BF H R ER SO BB IBB HBP BLK WP HR S P ERA WHIP	IP WLS BF H R ER SO BB IBB HBP BLK WP HR S P ERA WHIP	IP WLS BF H R ER SO BB IBB HBP BLK WP HR S P ERA WHIP	IP WLS BF H R ER SO BB IBB HBP BLK WP HR S P ERA WHIP	IP WLS BF H R ER SO BB IBB HBP BLK WP HR S P ERA WHIP	IP WLS BF H R ER SO BB IBB HBP BLK WP HR S P ERA WHIP

Pittsburgh Pirates @ Cincinnati Reds  
Great American Ball Park, Cincinnati, OH  
Mon Aug 31 2009, 1:10 PM EDT  
Att: 13,051 - Partly Cloudy - 68 F

AB 29  
R 3  
H 5  
RBI 3  
BB 5  
SO 6  
LOB 10



Batter	1	2	3	4	5	6	7	8	9	AB	R	H	RBI	BB	SO	LOB	BOTTOM					
6 Drew Stubbs, R OBP: 0.271, SLG: 0.375					K		K		WP	5	2	2	1	0	2	2						
15 Drew Sutton, S OBP: 0.235, SLG: 0.277		G2-3			G6-3		G6-3			3	1	1	1	0	0	0						
4 Brandon Phillips, R OBP: 0.321, SLG: 0.440										1	0	0	0	0	0	1						
19 Joey Votto, L OBP: 0.395, SLG: 0.539		L8			G3-1		P6			4	0	0	0	0	1	1						
27 Scott Rolen, R OBP: 0.369, SLG: 0.464		G3					P4			4	0	1	1	0	0	0						
31 Jonny Gomes, R OBP: 0.350, SLG: 0.551										4	0	0	0	0	3	1						
40 Nick Masset, R										0	0	0	0	0	0	0						
25 Vladimir Balentien, R OBP: 0.290, SLG: 0.348		G5-3								4	0	1	0	0	1	0						
23 Adam Rosales, R OBP: 0.167, SLG: 0.167										2	0	0	0	1	0	1						
53 Arthur Rhodes, L										0	0	0	0	0	0	0						
16 Darnell McDonald, R OBP: 0.296, SLG: 0.347										1	1	1	0	0	0	0						
30 Craig Tatum, R OBP: 0.228, SLG: 0.200		G5-3								3	0	1	0	1	1	1						
38 Kip Wells, R OBP: 0.167, SLG: 0.167										2	0	0	0	0	1	1						
Carlos Fisher, R										0	0	0	0	0	0	0						
7 Paul Janish, R OBP: 0.301, SLG: 0.307										1	0	0	0	1	0	2						
<b>Inning Stats</b>	R: 1 E: 0 K: 0 S: 11	H: 1 LOB: 0 BB: 0 P: 16	R: 0 E: 0 K: 1 S: 7	H: 0 LOB: 1 BB: 1 P: 13	R: 2 E: 0 K: 1 S: 15	H: 3 LOB: 1 BB: 0 P: 21	R: 0 E: 0 K: 1 S: 15	H: 0 LOB: 1 BB: 1 P: 23	R: 0 E: 0 K: 1 S: 9	H: 1 LOB: 0 BB: 0 P: 12	R: 0 E: 0 K: 2 S: 12	H: 0 LOB: 1 BB: 1 P: 21	R: 0 E: 0 K: 2 S: 8	H: 0 LOB: 0 BB: 0 P: 11	R: 1 E: 0 K: 0 S: 7	H: 2 LOB: 1 BB: 0 P: 14	1B: 6 2B: 0 3B: 0 HR: 1	SF: 0 SAC: 0 DP: 0 HBP: 0	WP: 2 PB: 0 SB: 1 CS: 0	PA: 37		
<b>PITCHER</b>	IP WLS BF H R ER SO BB IBB HBP BLK WP HR S P ERA WHIP	IP WLS BF H R ER SO BB IBB HBP BLK WP HR S P ERA WHIP	IP WLS BF H R ER SO BB IBB HBP BLK WP HR S P ERA WHIP	IP WLS BF H R ER SO BB IBB HBP BLK WP HR S P ERA WHIP	IP WLS BF H R ER SO BB IBB HBP BLK WP HR S P ERA WHIP	IP WLS BF H R ER SO BB IBB HBP BLK WP HR S P ERA WHIP	IP WLS BF H R ER SO BB IBB HBP BLK WP HR S P ERA WHIP	IP WLS BF H R ER SO BB IBB HBP BLK WP HR S P ERA WHIP	IP WLS BF H R ER SO BB IBB HBP BLK WP HR S P ERA WHIP	IP WLS BF H R ER SO BB IBB HBP BLK WP HR S P ERA WHIP	IP WLS BF H R ER SO BB IBB HBP BLK WP HR S P ERA WHIP	IP WLS BF H R ER SO BB IBB HBP BLK WP HR S P ERA WHIP	IP WLS BF H R ER SO BB IBB HBP BLK WP HR S P ERA WHIP	IP WLS BF H R ER SO BB IBB HBP BLK WP HR S P ERA WHIP	IP WLS BF H R ER SO BB IBB HBP BLK WP HR S P ERA WHIP	IP WLS BF H R ER SO BB IBB HBP BLK WP HR S P ERA WHIP	IP WLS BF H R ER SO BB IBB HBP BLK WP HR S P ERA WHIP	IP WLS BF H R ER SO BB IBB HBP BLK WP HR S P ERA WHIP	IP WLS BF H R ER SO BB IBB HBP BLK WP HR S P ERA WHIP	IP WLS BF H R ER SO BB IBB HBP BLK WP HR S P ERA WHIP	IP WLS BF H R ER SO BB IBB HBP BLK WP HR S P ERA WHIP	IP WLS BF H R ER SO BB IBB HBP BLK WP HR S P ERA WHIP

Pittsburgh Pirates @ Cincinnati Reds  
Great American Ball Park, Cincinnati, OH  
Mon Aug 31 2009, 1:10 PM EDT  
Att: 13,051 - Partly Cloudy - 68 F

AB 34  
R 4  
H 7  
RBI 3  
BB 3  
SO 9  
LOB 10





Batter	1	2	3	4	5	6	7	8	9	AB	R	H	RBI	BB	SO	LOB	TOP			
22 Andrew McCutchen, R (1.8) OBP: 0.355, SLG: 0.497										4	1	1	1	0	1	0	<b>Pittsburgh Pirates @ Cincinnati Reds</b> Great American Ball Park, Cincinnati, OH Mon Aug 31 2009, 7:10 PM EDT Att: 9,087 - Clear - 71 F			
24 Delwyn Young, S (1.4) OBP: 0.341, SLG: 0.413										4	0	0	0	0	2	0				
46 Garrett Jones, L (1.9) OBP: 0.360, SLG: 0.602										4	0	1	0	0	2	0				
41 Ryan Doumit, S (1.2) OBP: 0.250, SLG: 0.395										4	1	1	0	0	1	1				
51 Steve Pearce, R (1.3) OBP: 0.312, SLG: 0.416										4	1	1	1	0	1	0				
44 Brandon Moss, L (1.7) OBP: 0.304, SLG: 0.370										3	0	1	0	1	1	0				
5 Ronny Cedeno, R (1.6) OBP: 0.312, SLG: 0.352										4	0	1	1	0	1	1				
5 Ramón Vázquez, L (1.5) OBP: 0.349, SLG: 0.294										3	0	1	0	0	0	3				
54 Denny Bautista, R (6.1)										0	0	0	0	0	0	0				
43 Jesse Chavez, R (8.1)										0	0	0	0	0	0	0				
58 Steven Jackson, R (8.1)										1	0	1	0	0	0	0				
85 Lastings Milledge, R (9. PH) OBP: 0.331, SLG: 0.365										1	0	1	0	0	0	0				
28 Paul Maholm, L (1.1) OBP: 0.127, SLG: 0.154										2	0	0	0	0	0	1				
15 Andy LaRoche, R (6.5) OBP: 0.324, SLG: 0.367										2	0	0	0	0	0	1				
<b>Inning Stats</b>	R: 0 E: 0 K: 2 S: 11	H: 1 LOB: 1 BB: 0 P: 16	R: 0 E: 0 K: 2 S: 14	H: 0 LOB: 0 BB: 1 P: 23	R: 0 E: 0 K: 0 S: 9	H: 0 LOB: 0 BB: 0 P: 12	R: 0 E: 0 K: 1 S: 11	H: 1 LOB: 1 BB: 0 P: 18	R: 3 E: 0 K: 0 S: 21	H: 5 LOB: 2 BB: 0 P: 30	R: 0 E: 0 K: 2 S: 8	H: 0 LOB: 0 BB: 0 P: 10	R: 0 E: 0 K: 1 S: 7	H: 0 LOB: 1 BB: 0 P: 11	R: 0 E: 0 K: 1 S: 8	H: 1 LOB: 1 BB: 0 P: 12	1B: 5 2B: 2 HR: 1	SF: 0 SAC: 0 HBP: 0	WP: 0 PB: 0 SB: 0 CS: 0	PA: 36
<b>PITCHER</b>	IP WLS BF H R ER SO BB IBB HBP BLK WP HR S P ERA WHIP																			
47 Johnny Cueto, R (1.1) ERA: 4.51	5.0	W	19	3	1	1	5	1	0	0	0	0	0	0	1	56	85	1.80	0.800	
52 Daniel Herrera, L (6.1) ERA: 3.0	0.2	H	6	4	2	2	0	0	0	0	0	0	0	0	0	18	25	27.00	6.000	
40 Nick Masset, R (6.1) ERA: 2.67	1.1	H	4	0	0	0	2	0	0	0	0	0	0	0	9	11	0.00	0.000		
53 Arthur Rhodes, L (8.1) ERA: 2.6	1.0	H	3	0	0	0	1	0	0	0	0	0	0	0	7	11	0.00	0.000		
48 Francisco Cordero, R (9.1) ERA: 2.32	1.0	S	4	1	0	0	1	0	0	0	0	0	0	0	8	12	0.00	1.000		

Batter	1	2	3	4	5	6	7	8	9	AB	R	H	RBI	BB	SO	LOB	BOTTOM			
6 Drew Stubbs, R (1.8) OBP: 0.281, SLG: 0.426										5	2	2	2	0	1	1	<b>Pittsburgh Pirates @ Cincinnati Reds</b> Great American Ball Park, Cincinnati, OH Mon Aug 31 2009, 7:10 PM EDT Att: 9,087 - Clear - 71 F			
7 Paul Janish, R (1.6) OBP: 0.310, SLG: 0.318										4	1	2	1	1	1	1				
19 Joey Volto, L (1.3) OBP: 0.390, SLG: 0.532										5	0	0	0	0	1	3				
4 Brandon Phillips, R (1.4) OBP: 0.324, SLG: 0.449										4	2	3	2	0	0	0				
27 Scott Rolen, R (1.5) OBP: 0.370, SLG: 0.464										4	0	2	0	0	0	1				
31 Jonny Gomes, R (1.9) OBP: 0.354, SLG: 0.555										2	0	1	1	1	1	0				
40 Nick Masset, R (6.1)										0	0	0	0	0	0	0				
60 Kevin Barker, L (7. PH) OBP: 0.417, SLG: 0.500										1	0	1	0	0	0	0				
53 Arthur Rhodes, L (8.1)										0	0	0	0	0	0	0				
48 Francisco Cordero, R (9.1)										0	0	0	0	0	0	0				
16 Danell McDonald, R (1.7) OBP: 0.293, SLG: 0.356										4	0	1	0	0	3	6				
37 Corky Miller, R (1.2) OBP: 0.313, SLG: 0.255										2	0	0	0	2	1	2				
47 Johnny Cueto, R (1.1) OBP: 0.167, SLG: 0.103										2	0	0	0	0	1	5				
52 Daniel Herrera, L (6.1)										0	0	0	0	0	0	0				
25 Wladimir Balentien, R (6.9) OBP: 0.296, SLG: 0.356										1	1	1	0	1	0	0				
<b>Inning Stats</b>	R: 3 E: 0 K: 2 S: 25	H: 5 LOB: 3 BB: 1 P: 42	R: 0 E: 0 K: 0 S: 8	H: 0 LOB: 0 BB: 0 P: 10	R: 1 E: 0 K: 1 S: 12	H: 2 LOB: 2 BB: 1 P: 20	R: 0 E: 0 K: 0 S: 12	H: 1 LOB: 0 BB: 0 P: 15	R: 0 E: 0 K: 1 S: 14	H: 1 LOB: 2 BB: 1 P: 23	R: 0 E: 0 K: 2 S: 7	H: 0 LOB: 1 BB: 1 P: 15	R: 0 E: 0 K: 2 S: 14	H: 2 LOB: 2 BB: 0 P: 22	R: 2 E: 0 K: 1 S: 14	H: 2 LOB: 0 BB: 1 P: 24	1B: 6 2B: 6 3B: 0 HR: 2	SF: 0 SAC: 0 DP: 3 HBP: 0	WP: 0 PB: 0 SB: 2 CS: 1	PA: 39
<b>PITCHER</b>	IP WLS BF H R ER SO BB IBB HBP BLK WP HR S P ERA WHIP																			
28 Paul Maholm, L (1.1) ERA: 4.67	5.0	L	26	9	4	4	4	3	0	0	0	0	0	0	1	71	110	7.20	2.400	
54 Denny Bautista, R (6.1) ERA: 4.2	2.0		8	2	0	0	4	1	0	0	0	0	0	0	21	37	0.00	1.500		
43 Jesse Chavez, R (8.1) ERA: 4.2	0.1		4	2	2	2	1	1	0	0	0	0	0	1	11	20	54.00	9.000		
58 Steven Jackson, R (8.1) ERA: 4.02	0.2		1	0	0	0	0	0	0	0	0	0	0	0	3	4	0.00	0.000		

AB	35
R	3
H	8
RBI	3
BB	1
SO	9
LOB	7

AB	34
R	6
H	13
RBI	6
BB	5
SO	9
LOB	19









Batter	1	2	3	4	5	6	7	8	9	AB	R	H	RBI	BB	SO	LOB	TOP			
22 Andrew McCutchen, R OBP: 0.359, SLG: 0.489	G6-3		K		K				K	4	0	0	0	1	3	3	<b>Pittsburgh Pirates @ Cincinnati Reds</b> Great American Ball Park, Cincinnati, OH Wed Sep 02 2009, 12:35 PM EDT Att: 11,541 - Partly Cloudy - 73 F			
18 Neil Walker, S	K		F7		G4-3				K	4	0	0	0	0	2	3				
24 Delwyn Young, S OBP: 0.338, SLG: 0.407	G5-3				K				K	4	0	0	0	0	3	1				
46 Garrett Jones, L OBP: 0.363, SLG: 0.621		HR			K				K	4	1	1	1	0	2	0				
85 Lastings Milledge, R OBP: 0.340, SLG: 0.376	F7				41 2B				K	3	1	1	0	1	1	0				
41 Ryan Doumit, S OBP: 0.253, SLG: 0.402	K				2B				K	4	0	2	1	0	2	0				
44 Brandon Moss, L OBP: 0.307, SLG: 0.380	G3-1				HR				K	3	1	1	1	1	0	0				
5 Ronny Cedeno, R OBP: 0.256, SLG: 0.347			F8		G6-3				K	4	0	0	0	0	1	2				
57 Zach Duke, L OBP: 0.278, SLG: 0.265					G2-3					2	0	2	0	0	0	0				
5 Ramón Vázquez, L (7, PH) OBP: 0.347, SLG: 0.292										1	0	0	0	0	0	0				
43 Jesse Chavez, R ERA: 2.54										0	0	0	0	0	0	0				
52 Joel Hanrahan, R ERA: 2.84										0	0	0	0	0	0	0				
15 Andy LaRoche, R (9, PH) OBP: 0.325, SLG: 0.366										1	0	1	0	0	0	0				
<b>Inning Stats</b>	R: 0 E: 0 K: 1 S: 10	H: 0 LOB: 0 BB: 0 P: 14	R: 1 E: 0 K: 1 S: 10	H: 1 LOB: 0 BB: 0 P: 16	R: 0 E: 0 K: 1 S: 9	H: 1 LOB: 1 BB: 0 P: 13	R: 0 E: 0 K: 2 S: 9	H: 1 LOB: 2 BB: 1 P: 17	R: 1 E: 0 K: 1 S: 16	H: 2 LOB: 1 BB: 0 P: 22	R: 0 E: 0 K: 2 S: 16	H: 0 LOB: 1 BB: 1 P: 27	R: 0 E: 0 K: 2 S: 11	H: 0 LOB: 0 BB: 0 P: 18	R: 0 E: 0 K: 2 S: 9	H: 1 LOB: 1 BB: 0 P: 14	1B: 3 2B: 3 3B: 0 HR: 2	SF: 0 SAC: 0 DP: 0 HBP: 0	WP: 0 PB: 0 SB: 0 CS: 0	PA: 37
<b>PITCHER</b>	IP WLS BF H R ER SO BB IBB HBP BLK WP HR S P ERA WHIP																			
34 Homer Bailey, R ERA: 5.9	(1, 1) 6.1 W 28 7 3 3 8 2 1 0 0 0 2 73 116 4.26 1.421																			
53 Arthur Rhodes, L ERA: 2.54	(7, 1) 1.0 H 3 0 0 0 2 0 0 0 0 0 0 9 13 0.00 0.000																			
40 Nick Masset, R ERA: 2.84	(8, 1) 0.2 H 2 0 0 0 2 0 0 0 0 0 0 8 13 0.00 0.000																			
48 Francisco Cordero, R ERA: 2.28	(9, 1) 1.0 S 4 1 0 0 2 0 0 0 0 0 0 9 14 0.00 1.000																			

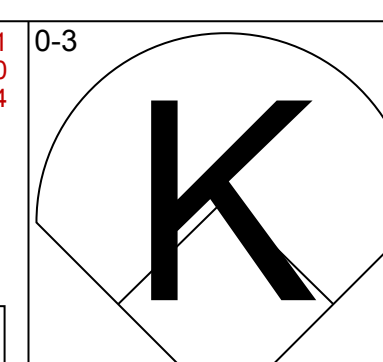
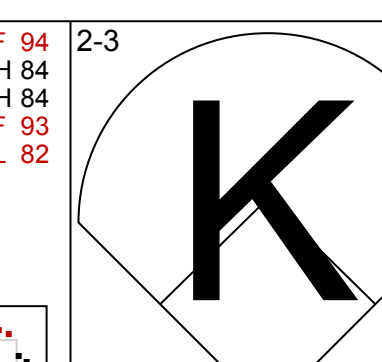
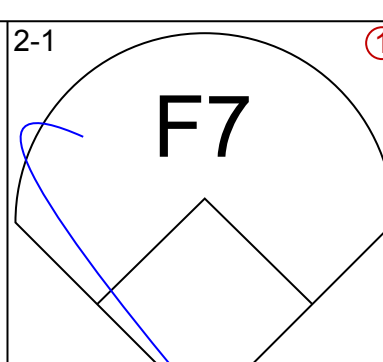
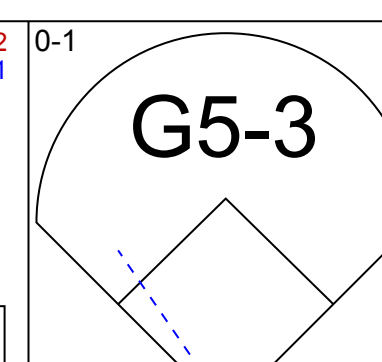
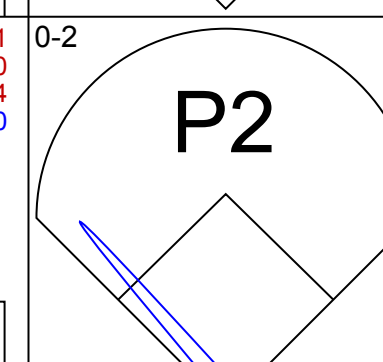
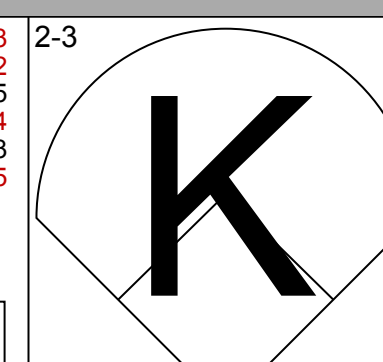
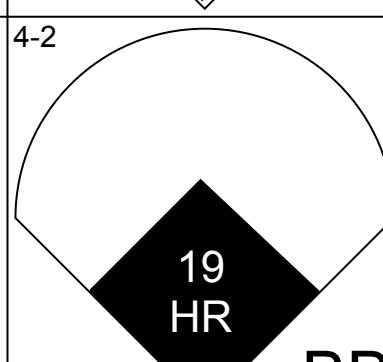
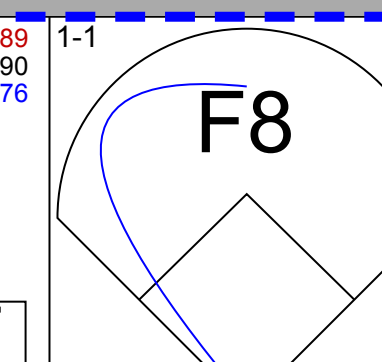
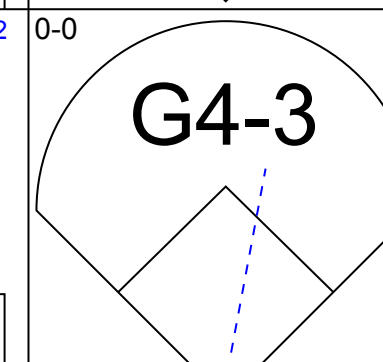
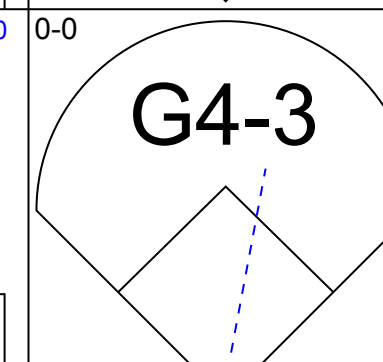
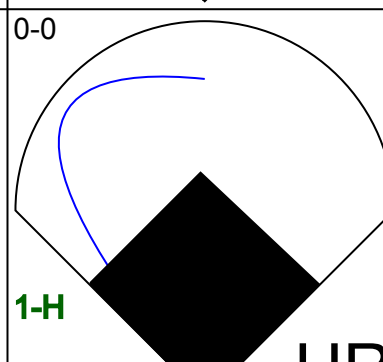
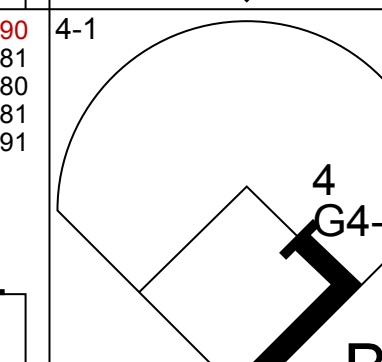
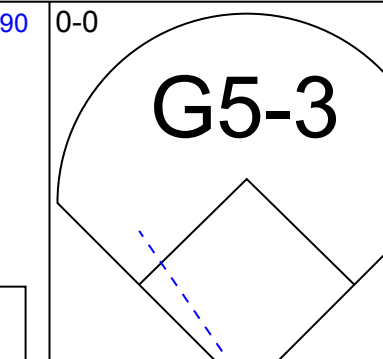
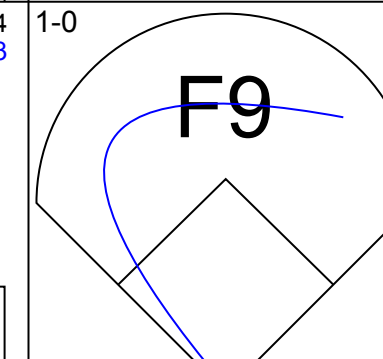
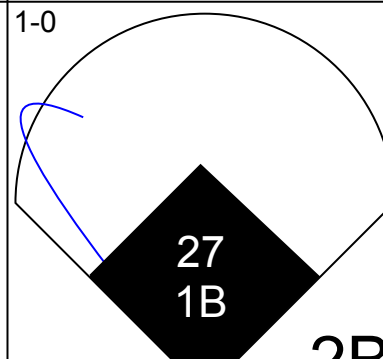
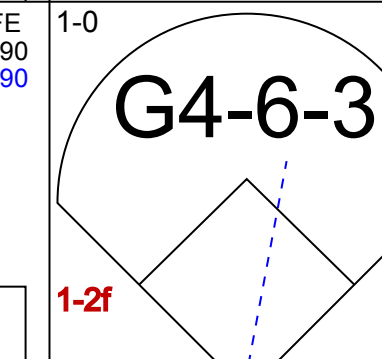
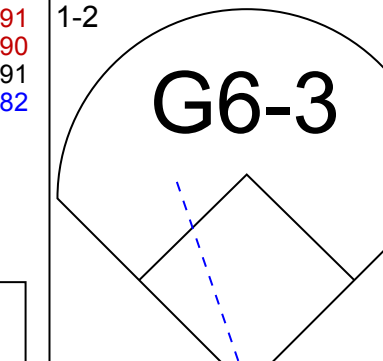
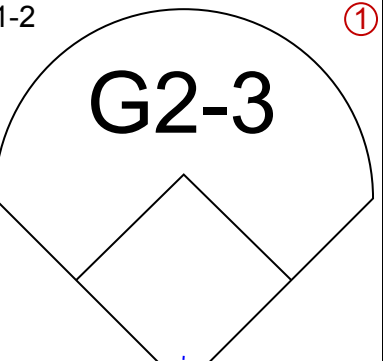
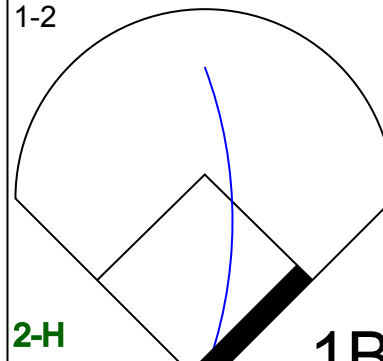
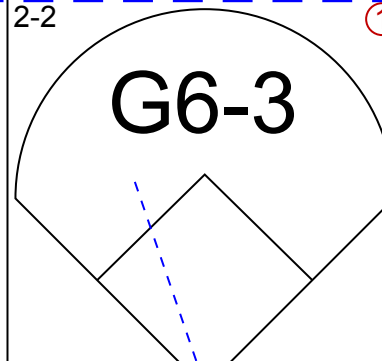
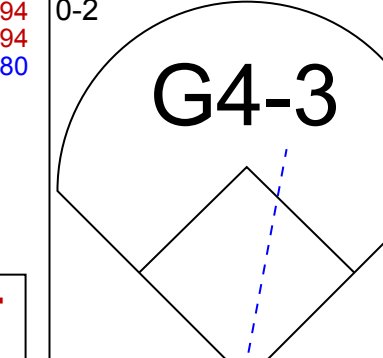
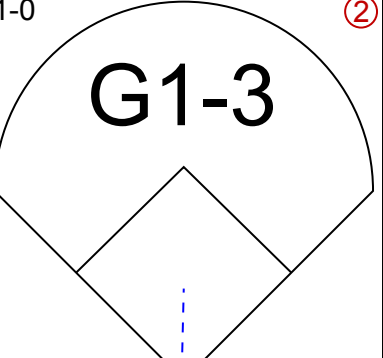
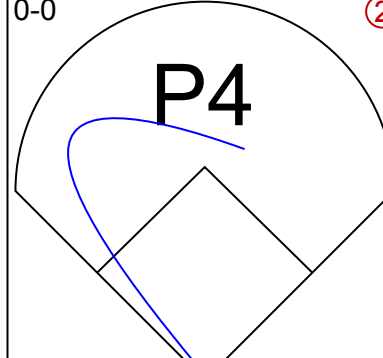
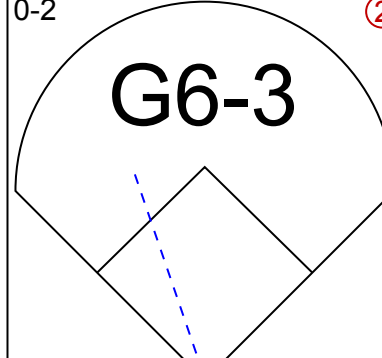
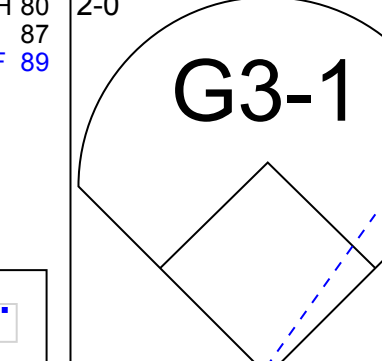
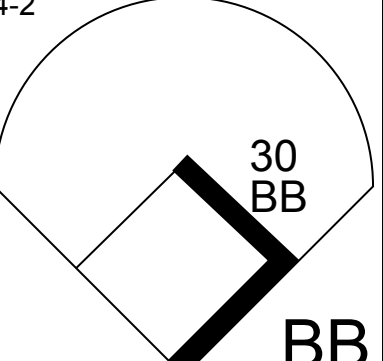
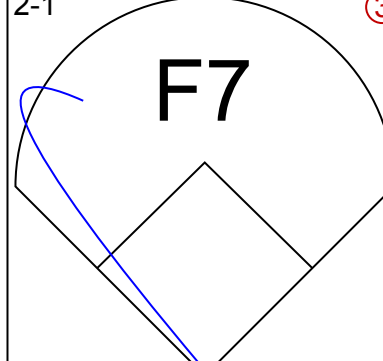
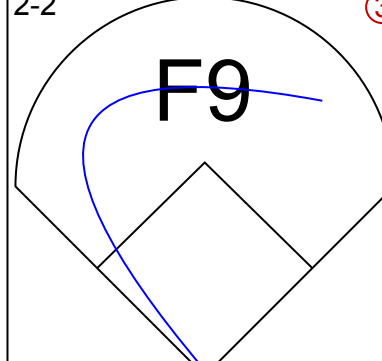
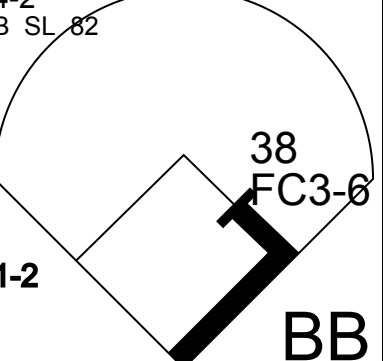
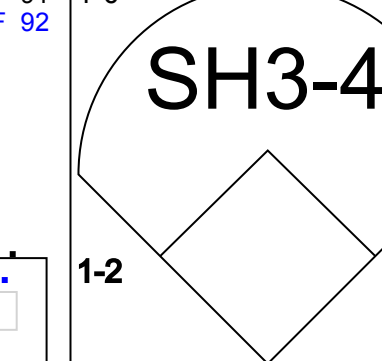
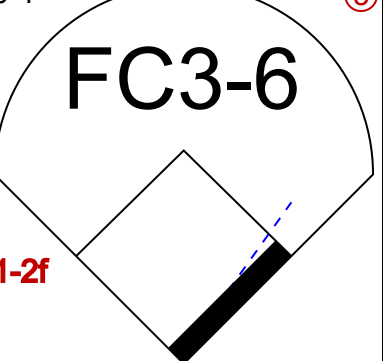
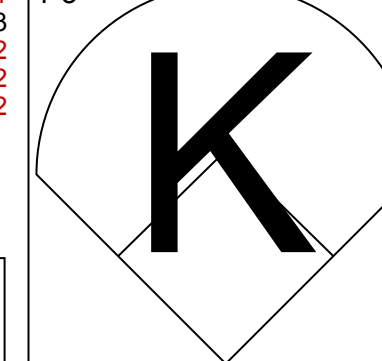
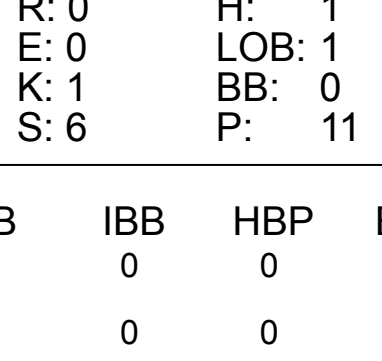
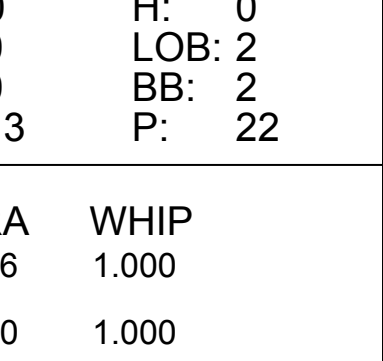

Batter	1	2	3	4	5	6	7	8	9	AB	R	H	RBI	BB	SO	LOB	BOTTOM			
6 Drew Stubbs, R OBP: 0.301, SLG: 0.471	G4-6-3		CS			HR			G5-3	4	1	3	1	0	0	0	<b>Pittsburgh Pirates @ Cincinnati Reds</b> Great American Ball Park, Cincinnati, OH Wed Sep 02 2009, 12:35 PM EDT Att: 11,541 - Partly Cloudy - 73 F			
7 Paul Janish, R OBP: 0.311, SLG: 0.317	G4-6-3		L8			E5			K	4	1	0	0	0	1	2				
19 Joey Votto, L OBP: 0.393, SLG: 0.534					G3-1					2	2	1	0	2	0	0				
4 Brandon Phillips, R OBP: 0.330, SLG: 0.460						G4-3				4	1	3	3	0	0	1				
31 Jonny Gomes, R OBP: 0.355, SLG: 0.553										4	0	0	0	0	0	3				
25 Wladimir Balentien, R OBP: 0.360, SLG: 0.373										0	0	0	0	0	0	0				
16 Darrell McDonald, R OBP: 0.306, SLG: 0.388										4	0	2	1	0	2	2				
23 Adam Rosales, R OBP: 0.288, SLG: 0.370										3	0	1	0	0	0	1				
53 Arthur Rhodes, L ERA: 4.13										0	0	0	0	0	0	0				
40 Nick Masset, R ERA: 4.13										0	0	0	0	0	0	2				
60 Kevin Barker, L OBP: 0.369, SLG: 0.471										0	0	0	0	0	0	0				
48 Francisco Cordero, R ERA: 2.28										3	0	0	0	0	2	3				
37 Corky Miller, R OBP: 0.299, SLG: 0.241										2	0	0	0	0	1	0				
34 Homer Bailey, R ERA: 3.71										1	0	0	0	0	0	0				
27 Scott Rolen, R OBP: 0.371, SLG: 0.462										2	0	0	0	0	1	0				
<b>Inning Stats</b>	R: 1 E: 0 K: 0 S: 11	H: 2 LOB: 1 BB: 1 P: 18	R: 0 E: 0 K: 1 S: 7	H: 1 LOB: 0 BB: 0 P: 14	R: 0 E: 0 K: 1 S: 7	H: 1 LOB: 0 BB: 0 P: 11	R: 1 E: 0 K: 1 S: 8	H: 1 LOB: 0 BB: 0 P: 12	R: 0 E: 0 K: 1 S: 7	H: 0 LOB: 0 BB: 0 P: 11	R: 3 E: 1 K: 0 S: 16	H: 4 LOB: 2 BB: 0 P: 26	R: 0 E: 0 K: 1 S: 8	H: 0 LOB: 0 BB: 0 P: 12	R: 0 E: 0 K: 1 S: 12	H: 1 LOB: 2 BB: 1 P: 19	1B: 7 2B: 1 3B: 0 HR: 2	SF: 0 SAC: 0 DP: 1 HBP: 0	WP: 1 PB: 0 SB: 0 CS: 1	PA: 34
<b>PITCHER</b>	IP WLS BF H R ER SO BB IBB HBP BLK WP HR S P ERA WHIP																			
57 Zach Duke, L ERA: 3.71	(1, 1) 6.0 L 26 9 5 3 4 1 0 0 0 0 1 0 56 92 4.50 1.667																			
43 Jesse Chavez, R ERA: 4.13	(7, 1) 1.0 3 0 0 0 1 0 0 0 0 0 0 8 12 0.00 0.000																			
52 Joel Hanrahan, R ERA: 5.43	(8, 1) 1.0 5 1 0 0 1 1 0 0 0 0 1 0 12 19 0.00 2.000																			







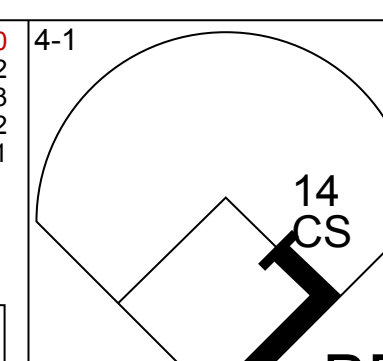
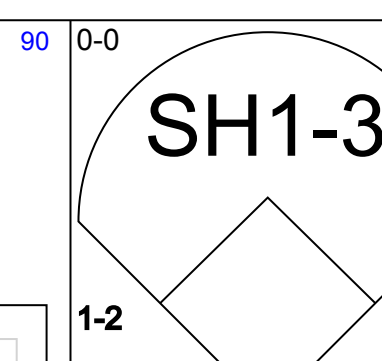
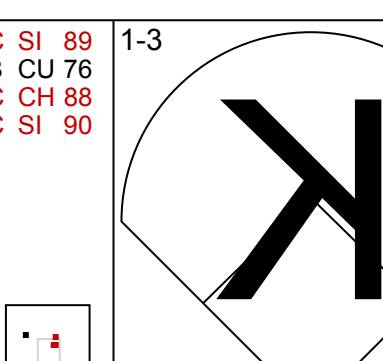
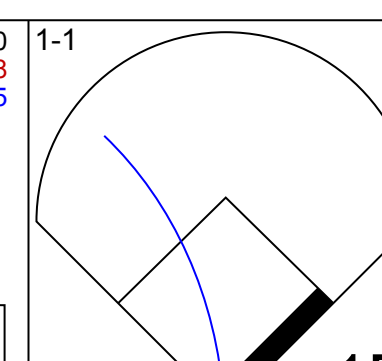
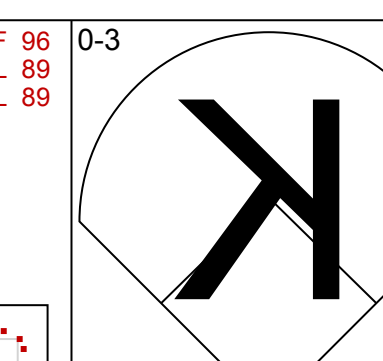
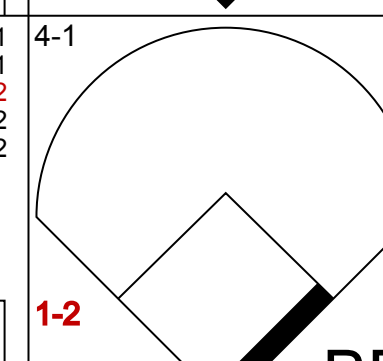
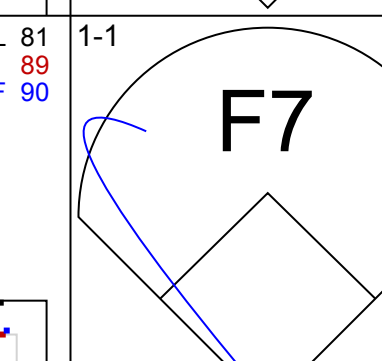
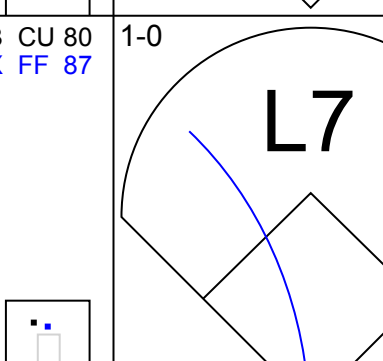
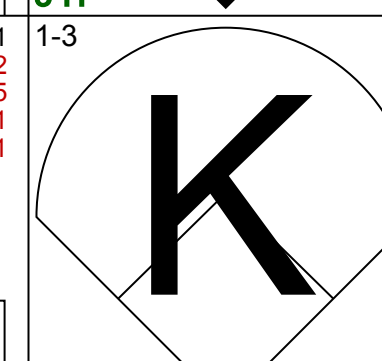
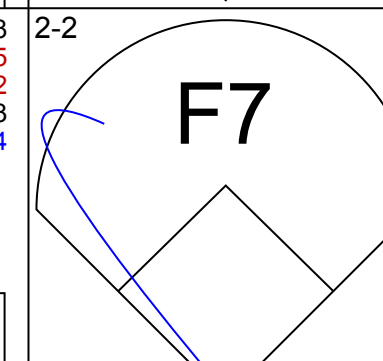
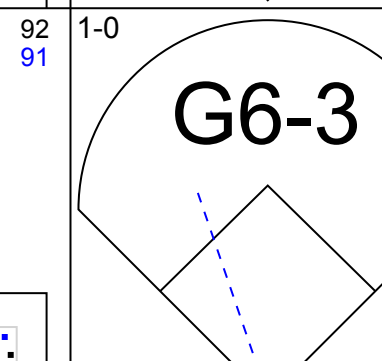
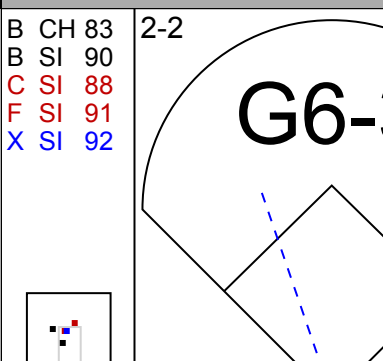
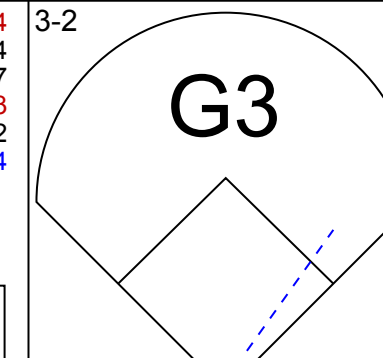
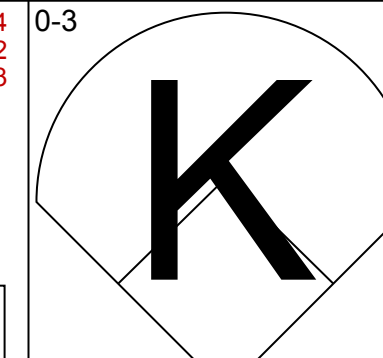
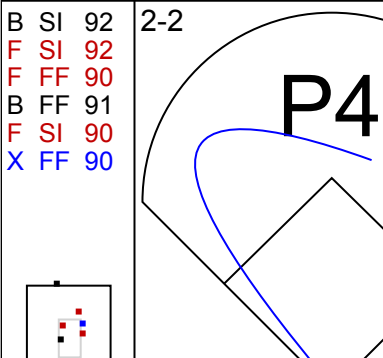
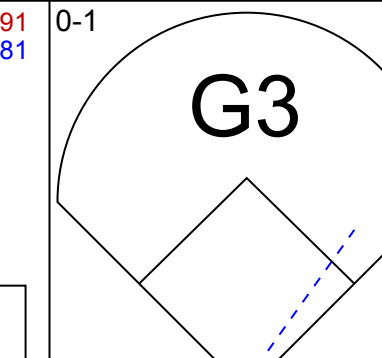
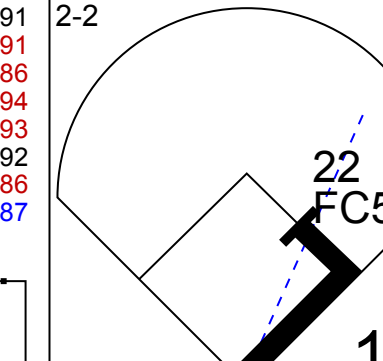
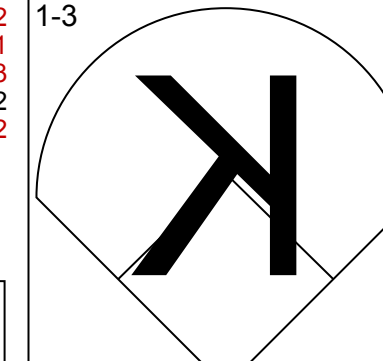
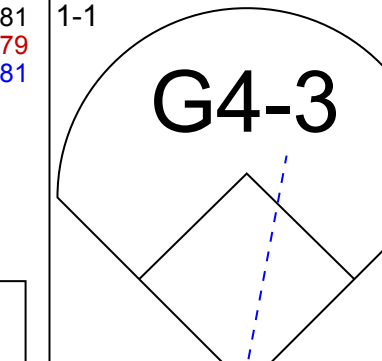
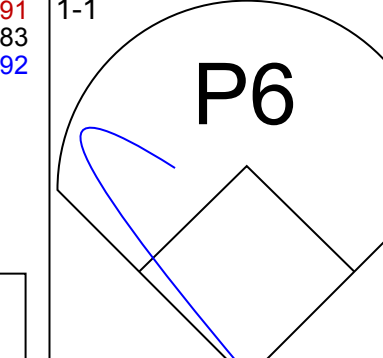
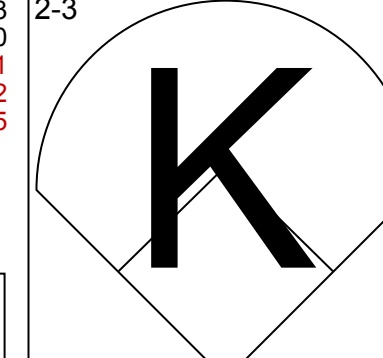
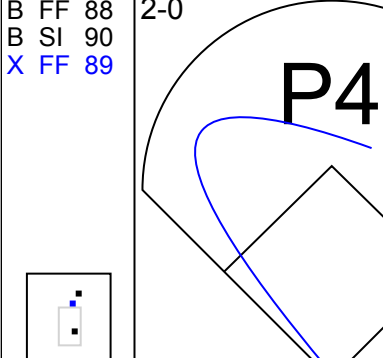
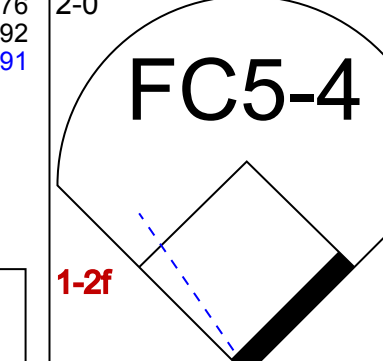
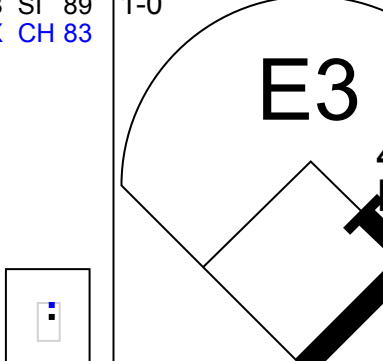
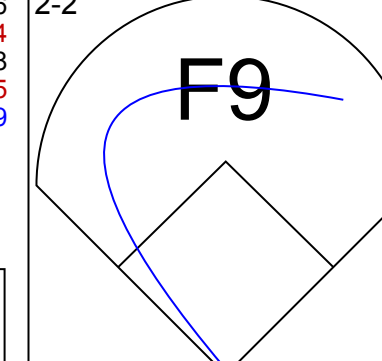
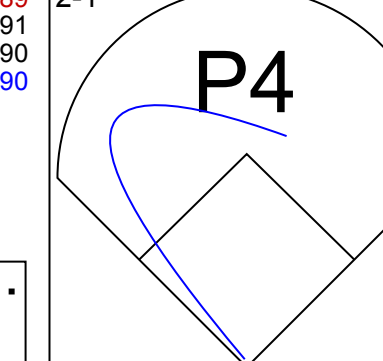
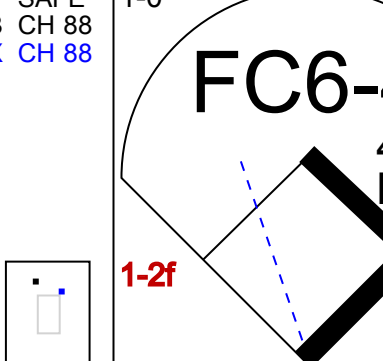
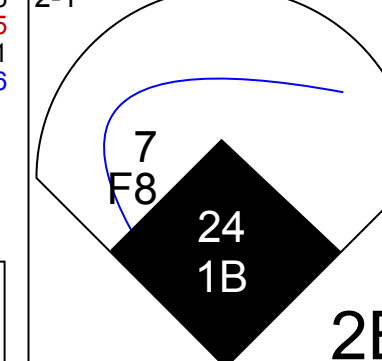


Batter	1	2	3	4	5	6	7	8	9	AB	R	H	RBI	BB	SO	LOB	TOP						
6 Drew Stubbs, R OBP: 0.280, SLG: 0.430										4	0	0	0	0	2	1	<p>Cincinnati Reds @ Atlanta Braves Turner Field, Atlanta, GA Sat Sep 05 2009, 7:00 PM EDT Att: 29,078 - Cloudy - 79 F</p>						
7 Paul Janish, R OBP: 0.303, SLG: 0.304										3	1	0	0	1	1	0							
19 Joey Votto, L OBP: 0.395, SLG: 0.538										3	1	1	2	1	0	0							
4 Brandon Phillips, R OBP: 0.333, SLG: 0.464										4	1	1	0	0	0	1							
27 Scott Rolen, R OBP: 0.369, SLG: 0.458										4	0	1	1	0	0	0							
25 Vladimir Balentien, R OBP: 0.301, SLG: 0.382										4	0	0	0	0	0	1							
15 Drew Sutton, S OBP: 0.259, SLG: 0.205										2	0	0	0	1	0	1							
16 Darnell McDonald, R OBP: 0.297, SLG: 0.356										1	0	0	0	0	0	0							
30 Craig Tatum, R OBP: 0.266, SLG: 0.232										2	0	1	0	1	0	0							
38 Kip Wells, R OBP: 0.143, SLG: 0.143										1	0	0	0	0	0	2							
60 Kevin Barker, L OBP: 0.368, SLG: 0.444										1	0	0	0	0	0	0							
40 Nick Masset, R OBP: 0.297, SLG: 0.356										0	0	0	0	0	0	0							
53 Arthur Rhodes, L OBP: 0.297, SLG: 0.356										0	0	0	0	0	0	0							
48 Francisco Cordero, R OBP: 0.297, SLG: 0.356										0	0	0	0	0	0	0							
<b>Inning Stats</b>	R: 0 E: 0 K: 1 S: 8	H: 0 LOB: 0 BB: 0 P: 8	R: 0 E: 0 K: 0 S: 7	H: 0 LOB: 0 BB: 0 P: 8	R: 0 E: 0 K: 1 S: 6	H: 1 LOB: 1 BB: 0 P: 11	R: 0 E: 0 K: 1 S: 6	H: 0 LOB: 0 BB: 0 P: 9	R: 0 E: 0 K: 0 S: 13	H: 0 LOB: 2 BB: 2 P: 22	R: 3 E: 0 K: 0 S: 13	H: 3 LOB: 1 BB: 1 P: 23	R: 0 E: 0 K: 1 S: 8	H: 0 LOB: 0 BB: 0 P: 10	R: 0 E: 0 K: 0 S: 4	H: 0 LOB: 0 BB: 1 P: 10	R: 0 E: 0 K: 0 S: 9	H: 0 LOB: 0 BB: 0 P: 13	1B: 2 2B: 1 3B: 0 HR: 1	SF: 0 SAC: 1 DP: 1 HBP: 0	WP: 0 PB: 0 SB: 0 CS: 0	PA: 34	
<b>PITCHER</b>	IP WLS BF H R ER SO BB IBB HBP BLK WP HR S P ERA WHIP	7.0 L 28 4 3 3 4 3 0 0 0 0 1 61 91 3.86 1.000	1.0 3 0 0 0 0 1 0 0 0 0 0 4 10 0.00 1.000	1.0 3 0 0 0 0 0 0 0 0 0 0 9 13 0.00 0.000																			

Cincinnati Reds @ Atlanta Braves  
Turner Field, Atlanta, GA  
Sat Sep 05 2009, 7:00 PM EDT  
Att: 29,078 - Cloudy - 79 F

AB 29  
R 3  
H 4  
RBI 3  
BB 4  
SO 4  
LOB 6



Batter	1	2	3	4	5	6	7	8	9	AB	R	H	RBI	BB	SO	LOB	BOTTOM						
24 Nate McLouth, L OBP: 0.350, SLG: 0.449										3	0	1	1	1	2	4	<p>Cincinnati Reds @ Atlanta Braves Turner Field, Atlanta, GA Sat Sep 05 2009, 7:00 PM EDT Att: 29,078 - Cloudy - 79 F</p>						
14 Martin Prado, R OBP: 0.350, SLG: 0.444										3	0	0	0	1	1	4							
10 Chipper Jones, S OBP: 0.394, SLG: 0.446										4	0	0	0	0	1	2							
16 Brian McCann, L OBP: 0.342, SLG: 0.490										4	0	0	0	0	1	1							
18 Garret Anderson, L OBP: 0.321, SLG: 0.431										3	0	1	0	0	1	0							
Rafael Soriano, R ERA: 2.47										0	0	0	0	0	0	0							
23 Matt Diaz, R OBP: 0.395, SLG: 0.502										4	0	0	0	0	1	2							
22 Adam LaRoche, L OBP: 0.350, SLG: 0.481										4	0	1	0	0	0	1							
4 Omar Infante, R OBP: 0.366, SLG: 0.395										4	1	1	0	0	0	3							
49 Jair Jurrjens, R ERA: 4.85										0	0	0	0	2	0	0							
7 Brooks Conrad, S OBP: 0.277, SLG: 0.148										1	0	0	0	0	0	1							
51 Michael Gonzalez, R ERA: 2.39										0	0	0	0	0	0	0							
30 Reid Gorecki, R OBP: 0.296, SLG: 0.209										0	0	0	0	0	0	0							
20 Greg Norton, S OBP: 0.300, SLG: 0.174										0	0	0	0	1	0	0							
2 Kelly Johnson, L OBP: 0.256, SLG: 0.201										0	0	0	0	0	0	0							
<b>Inning Stats</b>	R: 0 E: 0 K: 0 S: 8	H: 0 LOB: 1 BB: 2 P: 21	R: 0 E: 0 K: 0 S: 11	H: 1 LOB: 1 BB: 0 P: 18	R: 0 E: 0 K: 0 S: 6	H: 0 LOB: 1 BB: 1 P: 12	R: 0 E: 0 K: 3 S: 10	H: 0 LOB: 0 BB: 0 P: 13	R: 0 E: 0 K: 0 S: 6	H: 0 LOB: 2 BB: 1 P: 14	R: 0 E: 0 K: 0 S: 10	H: 0 LOB: 1 BB: 0 P: 19	R: 1 E: 0 K: 1 S: 13	H: 2 LOB: 1 BB: 0 P: 21	R: 0 E: 0 K: 1 S: 7	H: 0 LOB: 0 BB: 0 P: 10	R: 0 E: 0 K: 1 S: 13	H: 1 LOB: 2 BB: 1 P: 17	1B: 2 2B: 2 3B: 0 HR: 0	SF: 0 SAC: 1 DP: 0 HBP: 1	WP: 0 PB: 0 SB: 0 CS: 1	PA: 37	
<b>PITCHER</b>	IP WLS BF H R ER SO BB IBB HBP BLK WP HR S P ERA WHIP	6.0 W 24 4 0 1 1 1 4 0 0 0 0 0 0 13 21 9.00 2.000	1.0 H 5 2 1 1 1 0 0 0 0 0 0 0 7 10 0.00 0.000	1.0 S 5 1 0 0 0 1 1 0 0 0 0 0 0 13 17 0.00 2.000																			

Cincinnati Reds @ Atlanta Braves  
Turner Field, Atlanta, GA  
Sat Sep 05 2009, 7:00 PM EDT  
Att: 29,078 - Cloudy - 79 F

AB 30  
R 1  
H 4  
RBI 1  
BB 5  
SO 7  
LOB 18





Batter	1	2	3	4	5	6	7	8	9	10	11	12	AB	R	H	RBI	BB	SO	LOB	TOP						
6 Drew Stubbs, R OBP: 0.299, SLG: 0.500	G6-3		G5-3		G5-3			HR			F8-2		5	1	3	1	0	0	0							
16 Darnell McDonald, R OBP: 0.290, SLG: 0.344	G4-3		G4-3			K		K			F8-2		5	0	1	1	0	2	1							
19 Joey Votto, L OBP: 0.393, SLG: 0.532	F7		K		K			K					4	1	0	0	1	3	2							
4 Brandon Phillips, R OBP: 0.330, SLG: 0.459	G6-3		G4-3		G1-3					B2-3		F8	5	0	0	0	0	0	3							
27 Scott Rolen, R OBP: 0.367, SLG: 0.455	G5-3		G5-3					K			F8		5	1	1	0	0	1	0							
31 Jonny Gomes, R OBP: 0.356, SLG: 0.560								L4					4	0	1	0	0	2	0							
25 Wladimir Balentien, R OBP: 0.304, SLG: 0.392								L6					0	0	0	0	1	0	0							
23 Adam Rosales, R 40 Nick Masset, R 60 Kevin Soto, L 33 Micah Owings, R 61 Brandon Arroyo, R 48 Francisco Cordero, R													2	0	0	0	1	0	0							
37 Corky Miller, R OBP: 0.267, SLG: 0.215													4	0	0	1	0	2	2							
47 Johnny Cueto, R 51 Jared Burton, R 52 Daniel Herrera, L 7 Paul Janish, R													2	1	1	0	0	0	0							
<b>Inning Stats</b>	R: 0 E: 0 K: 0 S: 8	H: 0 LOB: 0 BB: 12	R: 0 E: 0 K: 1 S: 12	H: 1 LOB: 2 BB: 21	R: 1 E: 0 K: 1 S: 16	H: 3 LOB: 1 BB: 20	R: 0 E: 0 K: 1 S: 7	H: 0 LOB: 0 BB: 9	R: 0 E: 0 K: 2 S: 9	H: 0 LOB: 1 BB: 13	R: 0 E: 0 K: 1 S: 6	H: 0 LOB: 0 BB: 9	R: 1 E: 0 K: 2 S: 13	H: 1 LOB: 0 BB: 20	R: 0 E: 0 K: 1 S: 7	H: 0 LOB: 0 BB: 9	R: 0 E: 0 K: 1 S: 8	H: 0 LOB: 0 BB: 14	R: 0 E: 0 K: 0 S: 5	H: 1 LOB: 0 BB: 6	R: 2 E: 0 K: 0 S: 12	H: 1 LOB: 2 BB: 23	1B: 5 2B: 1 3B: 1 HR: 1	SF: 1 SAC: 0 DP: 1 HBP: 1	WP: 0 PB: 0 SB: 0 CS: 2	PA: 45
<b>PITCHER</b>	IP WLS BF H R ER SO BB IBB HBP BLK WP HR S P ERA WHIP	15 Tim Hudson, R ERA: 2.19	51 Michael Gonzalez, L ERA: 2.49	Rafael Soriano, R ERA: 2.43	58 Peter Moylan, R ERA: 2.95	11 Kenshin Kawakami, R ERA: 0.22	<b>PITCHER</b>	IP WLS BF H R ER SO BB IBB HBP BLK WP HR S P ERA WHIP	48 Francisco Cordero, R ERA: 2.16																	

Cincinnati Reds @ Atlanta Braves  
Turner Field, Atlanta, GA  
Sun Sep 06 2009, 1:30 PM EDT  
Att. 32,397 - Partly Cloudy - 82 F

AB 40  
R 4  
H 7  
RBI 4  
BB 3  
SO 10  
LOB 10



Batter	1	2	3	4	5	6	7	8	9	10	11	12	AB	R	H	RBI	BB	SO	LOB	BOTTOM						
24 Nate McLouth, L OBP: 0.350, SLG: 0.446	14 HBP		F7		14 2B		L8			P3		K	5	0	1	0	1	1	1							
14 Martin Prado, R OBP: 0.351, SLG: 0.445	23 FC6-4		G6-3		2B		G6-4-3			F8			4	0	1	1	0	0	1							
18 Garret Anderson, L OBP: 0.317, SLG: 0.425													5	0	0	0	0	1	4							
20 Greg Norton, S OBP: 0.330, SLG: 0.174													0	0	0	0	0	0	0							
22 Adam LaRoche, L OBP: 0.350, SLG: 0.479													4	0	1	0	1	2	2							
30 Reid Gorecki, R OBP: 0.250, SLG: 0.227													0	0	0	0	0	0	0							
23 Matt Diaz, R OBP: 0.392, SLG: 0.495													4	0	0	0	1	2	3							
7 Brooks Conrad, S OBP: 0.341, SLG: 0.579													4	0	0	0	0	1	3							
4 Omar Infante, R OBP: 0.356, SLG: 0.382													5	0	0	0	0	2	3							
8 David Ross, R OBP: 0.368, SLG: 0.500													4	2	1	1	1	2	0							
15 Tim Hudson, R 2 Kelly Johnson, L 51 Michael Gonzalez, R 58 Peter Moylan, R 10 Brian McCann, L 11 Wladimir Balentien, R 25 Ryan Church, L													2	0	0	0	0	1	1							
<b>Inning Stats</b>	R: 0 E: 2 K: 2 S: 15	H: 0 LOB: 2 BB: 23	R: 0 E: 0 K: 1 S: 6	H: 0 LOB: 0 BB: 8	R: 0 E: 0 K: 1 S: 11	H: 0 LOB: 0 BB: 16	R: 0 E: 0 K: 2 S: 13	H: 1 LOB: 1 BB: 0 P: 16	R: 1 E: 0 K: 0 S: 14	H: 2 LOB: 2 BB: 1 P: 23	R: 0 E: 1 K: 3 S: 13	H: 0 LOB: 0 BB: 0 P: 21	R: 1 E: 0 K: 0 S: 9	H: 2 LOB: 0 BB: 14	R: 0 E: 0 K: 0 S: 6	H: 0 LOB: 0 BB: 0 P: 10	R: 0 E: 0 K: 0 S: 5	H: 0 LOB: 0 BB: 0 P: 7	R: 0 E: 0 K: 3 S: 16	H: 0 LOB: 2 BB: 2 P: 27	R: 0 E: 0 K: 3 S: 10	H: 0 LOB: 0 BB: 15	1B: 3 2B: 1 3B: 0 HR: 1	SF: 0 SAC: 0 DP: 1 HBP: 2	WP: 0 PB: 0 SB: 0 CS: 0	PA: 46
<b>PITCHER</b>	IP WLS BF H R ER SO BB IBB HBP BLK WP HR S P ERA WHIP	47 Johnny Cueto, R ERA: 5.29	51 Jared Burton, R ERA: 5.29	52 Daniel Herrera, L ERA: 2.69	40 Nick Masset, R ERA: 2.69	33 Micah Owings, R ERA: 5.29	<b>PITCHER</b>	IP WLS BF H R ER SO BB IBB HBP BLK WP HR S P ERA WHIP	48 Francisco Cordero, R ERA: 2.16																	

Cincinnati Reds @ Atlanta Braves  
Turner Field, Atlanta, GA  
Sun Sep 06 2009, 1:30 PM EDT  
Att. 32,397 - Partly Cloudy - 82 F

AB 40  
R 2  
H 5  
RBI 2  
BB 4  
SO 13  
LOB 18





Batter	1	2	3	4	5	6	7	8	9	AB	R	H	RBI	BB	SO	LOB	TOP						
6 Drew Stubbs, R OBP: 0.297, SLG: 0.483										3	0	0	0	1	2	1	<b>Cincinnati Reds @ Colorado Rockies</b> Coors Field, Denver, CO Mon Sep.07 2009, 1:10 PM MDT Att: 40,357 - Partly Cloudy - 85 F						
7 Paul Janish, R OBP: 0.297, SLG: 0.297										4	1	1	0	0	0	1							
19 Joey Votto, L OBP: 0.394, SLG: 0.530										3	0	1	0	1	1	0							
4 Brandon Phillips, R OBP: 0.331, SLG: 0.460										4	0	2	0	0	0	3							
27 Scott Rolen, R OBP: 0.370, SLG: 0.456										3	1	2	1	1	1	1							
31 Jonny Gomes, R OBP: 0.254, SLG: 0.568										4	1	1	2	0	0	5							
16 Danell McDonald, R OBP: 0.274, SLG: 0.324										4	0	0	0	0	3	3							
37 Corky Miller, R OBP: 0.269, SLG: 0.221										3	0	1	0	0	1	0							
34 Homer Bailey, R OBP: 0.074, SLG: 0.074										2	0	0	0	0	1	1							
40 Nick Masset, R OBP: 0.333, SLG: 0.420										0	0	0	0	0	0	0							
60 Kevin Barker, L OBP: 0.333, SLG: 0.420										0	0	0	0	0	0	0							
53 Arthur Rhodes, L OBP: 0.333, SLG: 0.420										0	0	0	0	0	0	0							
46 Carlos Fisher, R OBP: 0.333, SLG: 0.420										0	0	0	0	0	0	0							
52 Daniel Herrera, L OBP: 0.333, SLG: 0.420										0	0	0	0	0	0	0							
<b>Inning Stats</b>	R: 0 E: 0 K: 1 S: 7	H: 0 LOB: 0 BB: 0 P: 12	R: 0 E: 0 K: 1 S: 8	H: 1 LOB: 1 BB: 1 P: 13	R: 0 E: 0 K: 1 S: 8	H: 0 LOB: 0 BB: 1 P: 16	R: 3 E: 1 K: 1 S: 12	H: 4 LOB: 0 BB: 0 P: 18	R: 0 E: 0 K: 0 S: 10	H: 0 LOB: 1 BB: 0 P: 15	R: 0 E: 0 K: 1 S: 10	H: 0 LOB: 0 BB: 0 P: 10	R: 0 E: 0 K: 2 S: 9	H: 0 LOB: 0 BB: 0 P: 14	R: 0 E: 0 K: 1 S: 7	H: 2 LOB: 1 BB: 0 P: 15	1B: 7 2B: 1 3B: 0 HR: 1	SF: 0 DP: 2 HBP: 0	WP: 0 PB: 0 SB: 0 CS: 3	PA: 35			
<b>PITCHER</b>	IP: 6.0 WLS: 1.0 BF: 24 ERA: 3.32	IP: 1.0 WLS: 0.0 BF: 3 ERA: 3.7	IP: 1.0 WLS: 0.0 BF: 3 ERA: 2.89	IP: 1.0 WLS: 0.0 BF: 4 ERA: 2.67	IP: 6.0 WLS: 2.0 BF: 24 ERA: 4.50	IP: 1.0 WLS: 0.0 BF: 3 ERA: 1.500	IP: 1.0 WLS: 0.0 BF: 3 ERA: 0.000	IP: 1.0 WLS: 0.0 BF: 3 ERA: 0.000	IP: 1.0 WLS: 0.0 BF: 4 ERA: 0.000	IP: 1.0 WLS: 0.0 BF: 3 ERA: 0.000	IP: 1.0 WLS: 0.0 BF: 3 ERA: 0.000	IP: 1.0 WLS: 0.0 BF: 3 ERA: 0.000	IP: 1.0 WLS: 0.0 BF: 3 ERA: 0.000	IP: 1.0 WLS: 0.0 BF: 3 ERA: 0.000	IP: 1.0 WLS: 0.0 BF: 3 ERA: 0.000	IP: 1.0 WLS: 0.0 BF: 3 ERA: 0.000	IP: 1.0 WLS: 0.0 BF: 3 ERA: 0.000	IP: 1.0 WLS: 0.0 BF: 3 ERA: 0.000	IP: 1.0 WLS: 0.0 BF: 3 ERA: 0.000	IP: 1.0 WLS: 0.0 BF: 3 ERA: 0.000	IP: 1.0 WLS: 0.0 BF: 3 ERA: 0.000	IP: 1.0 WLS: 0.0 BF: 3 ERA: 0.000	IP: 1.0 WLS: 0.0 BF: 3 ERA: 0.000

AB	31
R	3
H	8
RBI	3
BB	3
SO	9
LOB	15



Batter	1	2	3	4	5	6	7	8	9	AB	R	H	RBI	BB	SO	LOB	BOTTOM						
5 Carlos González, L OBP: 0.372, SLG: 0.549										4	1	1	0	1	1	1	<b>Cincinnati Reds @ Colorado Rockies</b> Coors Field, Denver, CO Mon Sep.07 2009, 1:10 PM MDT Att: 40,357 - Partly Cloudy - 85 F						
7 Seth Smith, L OBP: 0.406, SLG: 0.573										3	0	1	0	0	2	2							
17 Todd Helton, L OBP: 0.409, SLG: 0.501										3	0	1	2	0	0	1							
2 Troy Tulowitzki, R OBP: 0.363, SLG: 0.521										3	0	1	1	1	0	1							
6 Omar Quintanilla, L OBP: 0.283, SLG: 0.212										0	0	0	0	0	0	0							
11 Brad Hawpe, L OBP: 0.380, SLG: 0.517										1	0	0	0	3	1	1							
9 Ian Stewart, L OBP: 0.325, SLG: 0.485										4	1	1	1	0	3	4							
12 Clint Barmes, R OBP: 0.292, SLG: 0.448										4	0	1	0	0	0	4							
20 Chris Iannetta, R OBP: 0.337, SLG: 0.449										2	0	1	0	1	0	0							
38 Ubaldo Jiménez, R OBP: 0.270, SLG: 0.245										2	1	1	0	0	0	3							
27 Garrett Atkins, R OBP: 0.311, SLG: 0.335										0	0	0	0	0	0	0							
31 Matt Daley, R OBP: 0.287, SLG: 0.335										0	0	0	0	0	0	0							
3 Eric Young Jr., S OBP: 0.311, SLG: 0.335										0	0	0	0	0	0	0							
63 Rafael Betancourt, R OBP: 0.289, SLG: 0.329										0	0	0	0	0	0	0							
19 Ryan Spillorths, R OBP: 0.289, SLG: 0.329										0	0	0	0	0	0	0							
56 Franklin Morales, L OBP: 0.289, SLG: 0.329										0	0	0	0	0	0	0							
<b>Inning Stats</b>	R: 0 E: 0 K: 2 S: 10	H: 0 LOB: 0 BB: 0 P: 15	R: 0 E: 0 K: 1 S: 13	H: 0 LOB: 1 BB: 1 P: 20	R: 1 E: 0 K: 1 S: 15	H: 3 LOB: 2 BB: 0 P: 22	R: 0 E: 0 K: 1 S: 11	H: 0 LOB: 3 BB: 3 P: 25	R: 0 E: 0 K: 0 S: 9	H: 1 LOB: 1 BB: 0 P: 14	R: 2 E: 1 K: 1 S: 13	H: 2 LOB: 1 BB: 1 P: 21	R: 1 E: 0 K: 0 S: 10	H: 2 LOB: 1 BB: 0 P: 14	R: 1 E: 0 K: 0 S: 10	H: 2 LOB: 1 BB: 0 P: 14	1B: 7 2B: 1 3B: 0 HR: 1	SF: 1 DP: 0 HBP: 0	WP: 0 PB: 0 SB: 0 CS: 0	PA: 37			
<b>PITCHER</b>	IP: 5.2 WLS: 0.1 BF: 26 ERA: 5.6	IP: 0.1 WLS: 0.0 BF: 1 ERA: 2.67	IP: 1.0 WLS: 0.0 BF: 6 ERA: 2.76	IP: 0.2 WLS: 0.0 BF: 4 ERA: 4.18	IP: 0.1 WLS: 0.0 BF: 1 ERA: 2.89	IP: 5.2 WLS: 1.0 BF: 26 ERA: 1.59	IP: 0.1 WLS: 0.0 BF: 1 ERA: 0.000	IP: 0.1 WLS: 0.0 BF: 1 ERA: 0.000	IP: 0.1 WLS: 0.0 BF: 1 ERA: 0.000	IP: 0.1 WLS: 0.0 BF: 1 ERA: 0.000	IP: 0.1 WLS: 0.0 BF: 1 ERA: 0.000	IP: 0.1 WLS: 0.0 BF: 1 ERA: 0.000	IP: 0.1 WLS: 0.0 BF: 1 ERA: 0.000	IP: 0.1 WLS: 0.0 BF: 1 ERA: 0.000	IP: 0.1 WLS: 0.0 BF: 1 ERA: 0.000	IP: 0.1 WLS: 0.0 BF: 1 ERA: 0.000	IP: 0.1 WLS: 0.0 BF: 1 ERA: 0.000	IP: 0.1 WLS: 0.0 BF: 1 ERA: 0.000	IP: 0.1 WLS: 0.0 BF: 1 ERA: 0.000	IP: 0.1 WLS: 0.0 BF: 1 ERA: 0.000	IP: 0.1 WLS: 0.0 BF: 1 ERA: 0.000	IP: 0.1 WLS: 0.0 BF: 1 ERA: 0.000	IP: 0.1 WLS: 0.0 BF: 1 ERA: 0.000

AB	28
R	4
H	9
RBI	4
BB	6
SO	7
LOB	18





Batter	1	2	3	4	5	6	7	8	9	AB	R	H	RBI	BB	SO	LOB	TOP							
6 Drew Stubbs, R OBP: 0.305, SLG: 0.478										3	0	1	0	1	2	1								
7 Paul Janish, R OBP: 0.293, SLG: 0.292										3	0	0	0	0	0	2								
19 Joey Votto, L OBP: 0.393, SLG: 0.526										3	0	0	1	1	0	2								
4 Brandon Phillips, R OBP: 0.328, SLG: 0.456										4	0	0	0	0	0	3								
27 Scott Rolen, R OBP: 0.369, SLG: 0.453											3	0	0	0	1	2	1							
31 Jonny Gomes, R OBP: 0.349, SLG: 0.558											4	0	0	0	0	3	1							
25 Wladimir Balentien, R OBP: 0.307, SLG: 0.381											3	0	1	0	1	2	1							
30 Craig Tatum, R OBP: 0.265, SLG: 0.233											4	0	1	0	0	0	3							
56 Matt Maloney, L OBP: 0.286, SLG: 0.286										1	0	0	0	0	0	1								
50 Pedro Viola, R (6, 1)										0	0	0	0	0	0	0								
15 Drew Sutton, S OBP: 0.268, SLG: 0.280										1	1	1	0	0	0	0								
52 Daniel Herrera, L (8, 1)										0	0	0	0	0	0	0								
<b>Inning Stats</b>	R: 0 E: 0 K: 1 S: 6	H: 0 LOB: 0 BB: 0 P: 11	R: 0 E: 0 K: 2 S: 9	H: 0 LOB: 0 BB: 0 P: 14	R: 0 E: 0 K: 2 S: 10	H: 1 LOB: 1 BB: 0 P: 17	R: 0 E: 0 K: 1 S: 9	H: 0 LOB: 1 BB: 1 P: 18	R: 0 E: 0 K: 0 S: 8	H: 0 LOB: 1 BB: 0 P: 13	R: 0 E: 0 K: 0 S: 6	H: 0 LOB: 1 BB: 1 P: 13	R: 0 E: 0 K: 1 S: 11	H: 0 LOB: 1 BB: 1 P: 19	R: 1 E: 0 K: 0 S: 14	H: 2 LOB: 1 BB: 0 P: 21	R: 0 E: 0 K: 2 S: 14	H: 0 LOB: 1 BB: 1 P: 22	1B: 4 2B: 0 3B: 0 HR: 0	SF: 0 SAC: 2 DP: 0 HBP: 0	WP: 1 PB: 0 SB: 0 CS: 0	PA: 35		
<b>PITCHER</b>	IP WLS BF H R ER SO BB IBB HBP BLK WP HR S P ERA WHIP	7.1 W 29 4 1 1 7 3 0 0 0 1 0 65 114 1.23 0.955	0.1 H 1 0 0 0 0 0 0 0 0 0 0 7 10 0.00 0.000	0.1 H 1 0 0 0 0 0 0 0 0 0 0 0 14 22 0.00 1.000																				

Cincinnati Reds @ Colorado Rockies  
Coors Field, Denver, CO  
Tue Sep 08 2009, 6:40 PM MDT  
Att: 23,154 - Partly Cloudy - 81 F

AB 29  
R 1  
H 4  
RBI 1  
BB 4  
SO 9  
LOB 15



Batter	1	2	3	4	5	6	7	8	9	AB	R	H	RBI	BB	SO	LOB	BOTTOM					
3 Eric Young Jr., S OBP: 0.333, SLG: 0.462										3	2	2	1	0	0	0						
6 Omar Quintanilla, L OBP: 0.253, SLG: 0.212										2	0	0	1	0	1	0						
5 Carlos González, L OBP: 0.398, SLG: 0.544										3	0	1	1	0	1	0						
17 Todd Helton, L OBP: 0.408, SLG: 0.500										3	0	0	0	0	1	1						
27 Garrett Atkins, R OBP: 0.308, SLG: 0.332											3	0	0	0	0	1						
7 Seth Smith, L OBP: 0.402, SLG: 0.567										3	0	0	0	0	0	1						
11 Brad Hawpe, L OBP: 0.382, SLG: 0.517										2	0	1	0	1	1	0						
8 Yorvit Torrealba, R OBP: 0.352, SLG: 0.374										3	0	1	0	0	0	1						
12 Clint Barmes, R OBP: 0.292, SLG: 0.447										3	0	1	0	0	0	2						
21 Jason Marquis, L OBP: 0.220, SLG: 0.246										2	0	0	0	0	0	1						
53 Randy Flores, L (8, 1)										0	0	0	0	0	0	0						
63 Rafael Betancourt, R (8, 1)										0	0	0	0	0	0	0						
19 Ryan Spilborghs, R OBP: 0.316, SLG: 0.411										1	1	1	0	0	0	0						
56 Franklin Morales, L OBP: 0.400, SLG: 0.400										0	0	0	0	0	0	0						
<b>Inning Stats</b>	R: 1 E: 0 K: 0 S: 7	H: 1 LOB: 0 BB: 0 P: 12	R: 0 E: 0 K: 0 S: 8	H: 2 LOB: 1 BB: 0 P: 14	R: 0 E: 0 K: 1 S: 7	H: 0 LOB: 0 BB: 0 P: 11	R: 0 E: 0 K: 0 S: 7	H: 0 LOB: 0 BB: 0 P: 12	R: 0 E: 0 K: 1 S: 12	H: 1 LOB: 1 BB: 0 P: 17	R: 1 E: 0 K: 1 S: 12	H: 2 LOB: 1 BB: 0 P: 21	R: 0 E: 0 K: 0 S: 5	H: 0 LOB: 0 BB: 1 P: 12	R: 1 E: 0 K: 1 S: 7	H: 1 LOB: 0 BB: 0 P: 14	1B: 4 2B: 2 3B: 0 HR: 1	SF: 2 SAC: 2 DP: 2 HBP: 0	WP: 0 PB: 0 SB: 0 CS: 0	PA: 30		
<b>PITCHER</b>	IP WLS BF H R ER SO BB IBB HBP BLK WP HR S P ERA WHIP	5.0 L 18 4 1 1 2 1 0 0 0 0 0 1 17 33 4.50 1.500	2.0 8 2 1 1 1 1 0 0 0 0 0 1 17 33 4.50 1.500	1.0 4 1 1 1 1 0 0 0 0 0 0 7 14 9.00 1.000																		

Cincinnati Reds @ Colorado Rockies  
Coors Field, Denver, CO  
Tue Sep 08 2009, 6:40 PM MDT  
Att: 23,154 - Partly Cloudy - 81 F

AB 25  
R 3  
H 7  
RBI 3  
BB 1  
SO 4  
LOB 6





Batter	1	2	3	4	5	6	7	8	9	AB	R	H	RBI	BB	SO	LOB	TOP								
6 Drew Stubbs, R OBP: 0.303, SLG: 0.462										3	0	0	0	1	1	0	<b>Cincinnati Reds @ Colorado Rockies</b> Coors Field, Denver, CO Wed Sep 09 2009, 6:40 PM MDT Att: 23,721 - Partly Cloudy - 80 F								
7 Paul Janish, R OBP: 0.292, SLG: 0.297										4	0	1	0	0	0	2									
19 Joey Votto, L OBP: 0.391, SLG: 0.522										3	0	0	0	1	3	1									
4 Brandon Phillips, R OBP: 0.326, SLG: 0.452										4	0	0	0	0	1	4									
27 Scott Rolen, R OBP: 0.368, SLG: 0.458										4	1	1	1	0	1	0									
25 Vladimir Valentinov, R OBP: 0.310, SLG: 0.385										3	1	1	0	1	2	0									
16 Danell McDonald, R OBP: 0.273, SLG: 0.333										4	1	1	1	0	2	1									
37 Corky Miller, R OBP: 0.263, SLG: 0.214										2	0	0	0	0	1	1									
15 Drew Sutton, S OBP: 0.298, SLG: 0.280										0	0	0	0	0	0	0									
29 Ryan Hanigan, R OBP: 0.360, SLG: 0.329										1	0	0	0	0	0	0									
61 Bronson Arroyo, R OBP: 0.113, SLG: 0.170										2	0	0	0	0	0	0									
60 Kevin Barker, L OBP: 0.394, SLG: 0.476										1	0	1	0	0	0	0									
53 Arthur Rhodes, L										0	0	0	0	0	0	0									
40 Nick Masset, R										0	0	0	0	0	0	0									
48 Francisco Cordero, R										0	0	0	0	0	0	0									
<b>Inning Stats</b>	R: 0 H: 1 E: 0 K: 1 S: 9	H: 1 LOB: 1 BB: 0 P: 14	R: 0 H: 0 E: 0 K: 1 S: 12	H: 0 LOB: 0 BB: 0 P: 16	R: 0 H: 0 E: 0 K: 0 S: 5	H: 0 LOB: 0 BB: 0 P: 7	R: 0 H: 0 E: 0 K: 1 S: 6	H: 0 LOB: 0 BB: 1 P: 9	R: 0 H: 0 E: 0 K: 2 S: 10	H: 0 LOB: 1 BB: 1 P: 16	R: 0 H: 0 E: 0 K: 1 S: 7	H: 0 LOB: 0 BB: 0 P: 12	R: 0 H: 0 E: 0 K: 2 S: 11	H: 0 LOB: 0 BB: 0 P: 15	R: 2 H: 3 E: 0 K: 1 S: 18	H: 3 LOB: 3 BB: 2 P: 33	R: 1 H: 1 E: 0 K: 2 S: 9	H: 1 LOB: 0 BB: 0 P: 12	1B: 0 2B: 4 3B: 0 HR: 1	SF: 0 SAC: 1 DP: 0 HBP: 0	WP: 0 PB: 0 SB: 0 CS: 0	PA: 35			
<b>PITCHER</b>	IP	WLS	BF	H	R	ER	SO	BB	IBB	HBP	BLK	WP	HR	S	P	ERA	WHIP								
46 Jason Hammel, R ERA: 4.31	7.1		26	3	2	2	8	1	0	0	0	0	0	67	101	2.46	0.545								
63 Rafael Betancourt, R ERA: 2.85	0.1	B	3	1	0	0	0	1	0	0	0	0	0	6	11	0.00	6.000								
97 Joe Beimel, L ERA: 3.98	0.0		1	0	0	0	0	1	0	0	0	0	0	4											
31 Matt Daley, R ERA: 3.8	1.1	W	5	1	1	1	3	0	0	0	0	0	1	14	18	6.75	0.750								

Batter	1	2	3	4	5	6	7	8	9	AB	R	H	RBI	BB	SO	LOB	BOTTOM								
3 Eric Young Jr., S OBP: 0.323, SLG: 0.433										4	1	1	0	0	0	0	<b>Cincinnati Reds @ Colorado Rockies</b> Coors Field, Denver, CO Wed Sep 09 2009, 6:40 PM MDT Att: 23,721 - Partly Cloudy - 80 F								
6 Omar Quintanilla, L OBP: 0.283, SLG: 0.212										0	0	0	0	0	0	0									
19 Ryan Spilborghs, R OBP: 0.318, SLG: 0.411										5	1	1	0	0	2	3									
5 Carlos González, L OBP: 0.394, SLG: 0.536										5	1	1	0	0	2	3									
7 Seth Smith, L OBP: 0.402, SLG: 0.566										4	0	2	3	0	0	0									
17 Todd Helton, L OBP: 0.410, SLG: 0.501										3	0	2	0	1	0	1									
24 Dexter Fowler, S OBP: 0.372, SLG: 0.421										0	0	0	0	0	0	0									
18 Mike McCoy, R										0	0	0	0	0	0	0									
27 Garrett Atkins, R OBP: 0.310, SLG: 0.332										3	0	1	1	1	0	3									
11 Brad Hawpe, L OBP: 0.380, SLG: 0.513										3	0	0	0	1	1	3									
8 Yorvit Torrealba, R OBP: 0.343, SLG: 0.364										4	0	0	0	0	1	2									
12 Clint Barmes, R OBP: 0.292, SLG: 0.447										4	1	1	0	0	1	0									
46 Jason Hammel, R ERA: 4.13	7.0		28	5	2	2	4	2	0	0	0	0	0	0	0	1									
63 Rafael Betancourt, R ERA: 2.72	0.2		3	1	0	0	0	0	0	0	0	0	0	0	0	0									
97 Joe Beimel, L ERA: 2.72	0.1		2	0	0	0	0	1	0	0	0	0	0	0	0	0									
31 Matt Daley, R ERA: 2.98	0.2	L	6	2	2	2	1	2	0	0	0	0	0	0	0	0									
23 Jason Giambi, L OBP: 0.320, SLG: 0.326										0	0	0	0	0	0	0									
21 Jason Marquis, L OBP: 0.220, SLG: 0.236										0	1	0	0	0	0	0									
<b>Inning Stats</b>	R: 0 H: 1 E: 0 K: 0 S: 11	H: 1 LOB: 2 BB: 1 P: 21	R: 0 H: 0 E: 1 K: 1 S: 8	H: 0 LOB: 1 BB: 0 P: 9	R: 2 H: 3 E: 0 K: 1 S: 16	H: 3 LOB: 1 BB: 0 P: 25	R: 0 H: 0 E: 0 K: 0 S: 8	H: 0 LOB: 0 BB: 0 P: 10	R: 0 H: 1 E: 0 K: 1 S: 7	H: 1 LOB: 1 BB: 1 P: 9	R: 0 H: 0 E: 0 K: 1 S: 6	H: 0 LOB: 0 BB: 0 P: 9	R: 0 H: 0 E: 0 K: 0 S: 7	H: 0 LOB: 0 BB: 0 P: 18	R: 2 H: 2 E: 0 K: 1 S: 12	H: 2 LOB: 2 BB: 2 P: 24	1B: 7 2B: 1 3B: 0 HR: 0	SF: 1 SAC: 0 DP: 1 HBP: 0	WP: 0 PB: 0 SB: 1 CS: 0	PA: 39					
<b>PITCHER</b>	IP	WLS	BF	H	R	ER	SO	BB	IBB	HBP	BLK	WP	HR	S	P	ERA	WHIP								
61 Bronson Arroyo, R ERA: 2.72	7.0		28	5	2	2	4	2	0	0	0	0	0	4	9	0.00	1.500								
53 Arthur Rhodes, L ERA: 2.72	0.2		3	1	0	0	0	0	0	0	0	0	0	3	9	0.00	3.000								
40 Nick Masset, R ERA: 2.98	0.2	L	6	2	2	2	1	2	0	0	0	0	0	12	24	27.00	6.000								









Batter	1	2	3	4	5	6	7	8	9	AB	R	H	RBI	BB	SO	LOB	TOP				
6 Drew Stubbs, R OBP: 0.306, SLG: 0.440										3	1	1	0	2	1	2	<b>Cincinnati Reds @ Chicago Cubs</b> Wrigley Field, Chicago, IL Fri Sep 11 2009, 1:20 PM CDT Att: 39,881 - Sunny - 72 F				
7 Paul Janish, R OBP: 0.294, SLG: 0.287										3	0	0	0	2	1	3					
19 Joey Votto, L OBP: 0.393, SLG: 0.523										5	1	2	1	0	3	4					
4 Brandon Phillips, R OBP: 0.330, SLG: 0.453										4	1	1	0	1	2	4					
27 Scott Rolen, R OBP: 0.367, SLG: 0.455										3	0	0	0	1	2	4					
31 Jonny Gomes, R OBP: 0.349, SLG: 0.563										4	1	1	3	0	0	5					
16 Danell McDonald, R OBP: 0.259, SLG: 0.316										4	0	0	0	0	0	0					
30 Craig Tatum, R OBP: 0.268, SLG: 0.238										3	0	1	0	0	0	0					
51 Jared Burton, L OBP: 0.268, SLG: 0.238										0	0	0	0	0	0	0					
52 Daniel Herrera, L OBP: 0.268, SLG: 0.238										0	0	0	0	0	0	0					
60 Kevin Barker, L OBP: 0.333, SLG: 0.435										1	0	0	0	0	1	0					
40 Nick Masset, R OBP: 0.364, SLG: 0.328										0	0	0	0	0	0	0					
62 Justin Lehr, R OBP: 0.176, SLG: 0.188										1	0	0	0	0	1	0					
29 Ryan Hanigan, R OBP: 0.364, SLG: 0.328										2	0	0	0	0	1	0					
<b>Inning Stats</b>	R: 0 H: 0 E: 0 K: 2 S: 21	H: 0 LOB: 3 BB: 3 P: 40	R: 0 H: 0 E: 0 K: 1 S: 7	H: 0 LOB: 0 BB: 0 P: 12	R: 1 H: 1 E: 0 K: 1 S: 15	H: 1 LOB: 2 BB: 2 P: 28	R: 0 H: 1 E: 0 K: 2 S: 16	H: 1 LOB: 2 BB: 0 P: 23	R: 3 H: 3 E: 0 K: 0 S: 19	H: 3 LOB: 0 BB: 0 P: 26	R: 0 H: 0 E: 0 K: 0 S: 11	H: 0 LOB: 0 BB: 0 P: 16	R: 0 H: 0 E: 0 K: 1 S: 9	H: 0 LOB: 0 BB: 0 P: 17	R: 0 H: 1 E: 0 K: 2 S: 16	H: 1 LOB: 2 BB: 1 P: 27	1B: 5 2B: 0 3B: 0 HR: 1	SF: 0 SAC: 1 DP: 0 HBP: 0	WP: 2 PB: 0 SB: 3 CS: 0	PA: 40	
<b>PITCHER</b>	IP WLS BF H R ER SO BB IBB HBP BLK WP HR S P ERA WHIP	IP WLS BF H R ER SO BB IBB HBP BLK WP HR S P ERA WHIP	IP WLS BF H R ER SO BB IBB HBP BLK WP HR S P ERA WHIP	IP WLS BF H R ER SO BB IBB HBP BLK WP HR S P ERA WHIP	IP WLS BF H R ER SO BB IBB HBP BLK WP HR S P ERA WHIP	IP WLS BF H R ER SO BB IBB HBP BLK WP HR S P ERA WHIP	IP WLS BF H R ER SO BB IBB HBP BLK WP HR S P ERA WHIP	IP WLS BF H R ER SO BB IBB HBP BLK WP HR S P ERA WHIP	IP WLS BF H R ER SO BB IBB HBP BLK WP HR S P ERA WHIP	IP WLS BF H R ER SO BB IBB HBP BLK WP HR S P ERA WHIP	IP WLS BF H R ER SO BB IBB HBP BLK WP HR S P ERA WHIP	IP WLS BF H R ER SO BB IBB HBP BLK WP HR S P ERA WHIP	IP WLS BF H R ER SO BB IBB HBP BLK WP HR S P ERA WHIP	IP WLS BF H R ER SO BB IBB HBP BLK WP HR S P ERA WHIP	IP WLS BF H R ER SO BB IBB HBP BLK WP HR S P ERA WHIP	IP WLS BF H R ER SO BB IBB HBP BLK WP HR S P ERA WHIP	IP WLS BF H R ER SO BB IBB HBP BLK WP HR S P ERA WHIP	IP WLS BF H R ER SO BB IBB HBP BLK WP HR S P ERA WHIP	IP WLS BF H R ER SO BB IBB HBP BLK WP HR S P ERA WHIP	IP WLS BF H R ER SO BB IBB HBP BLK WP HR S P ERA WHIP	IP WLS BF H R ER SO BB IBB HBP BLK WP HR S P ERA WHIP

AB	33
R	4
H	6
RBI	4
BB	6
SO	12
LOB	22



Batter	1	2	3	4	5	6	7	8	9	AB	R	H	RBI	BB	SO	LOB	BOTTOM				
1 Kosuke Fukudome, L OBP: 0.380, SLG: 0.440										2	1	0	0	2	0	0	<b>Cincinnati Reds @ Chicago Cubs</b> Wrigley Field, Chicago, IL Fri Sep 11 2009, 1:20 PM CDT Att: 39,881 - Sunny - 72 F				
21 Milton Bradley, S OBP: 0.387, SLG: 0.412										4	1	1	0	0	1	2					
25 Derrek Lee, R OBP: 0.378, SLG: 0.570										4	1	1	0	0	0	1					
16 Aramis Ramirez, R OBP: 0.375, SLG: 0.518										3	2	3	3	0	0	0					
6 Micah Hoffpauir, L OBP: 0.289, SLG: 0.446										2	0	0	0	1	0	2					
47 Aaron Heilman, R ERA: 4.22										0	0	0	0	0	0	0					
33 Esmalin Caridad, R ERA: 2.89										0	0	0	0	0	0	0					
24 Bobby Seales, S OBP: 0.330, SLG: 0.456										1	0	1	1	0	0	0					
49 Carlos Marmol, R ERA: 3.24										0	0	0	0	0	0	0					
28 Jeff Baker, R OBP: 0.357, SLG: 0.445										4	0	0	0	0	1	3					
18 Geovany Soto, R OBP: 0.326, SLG: 0.394										3	1	1	2	0	0	1					
55 Koyie Hill, S OBP: 0.319, SLG: 0.335										0	0	0	0	0	0	0					
2 Ryan Theriot, R OBP: 0.335, SLG: 0.379										3	0	0	0	0	0	1					
40 Rich Harden, L OBP: 0.205, SLG: 0.209										1	0	0	0	0	0	0					
7 Aaron Miles, S OBP: 0.220, SLG: 0.238										1	0	0	0	0	0	0					
44 Jeff Stevens, R ERA: 5.14										0	0	0	0	0	0	0					
27 Sam Fuld, L OBP: 0.393, SLG: 0.357										1	0	0	0	0	0	0					
<b>Inning Stats</b>	R: 0 H: 0 E: 0 K: 0 S: 6	H: 0 LOB: 1 BB: 1 P: 13	R: 1 H: 0 E: 0 K: 0 S: 7	H: 0 LOB: 1 BB: 1 P: 15	R: 2 H: 3 E: 0 K: 0 S: 13	H: 3 LOB: 0 BB: 0 P: 19	R: 1 H: 1 E: 0 K: 0 S: 10	H: 1 LOB: 0 BB: 0 P: 14	R: 1 H: 1 E: 0 K: 1 S: 14	H: 1 LOB: 1 BB: 1 P: 24	R: 0 H: 0 E: 0 K: 0 S: 7	H: 0 LOB: 0 BB: 0 P: 11	R: 0 H: 0 E: 0 K: 0 S: 6	H: 0 LOB: 0 BB: 0 P: 7	R: 1 H: 2 E: 0 K: 1 S: 14	H: 2 LOB: 1 BB: 0 P: 19	1B: 4 2B: 2 3B: 0 HR: 1	SF: 1 SAC: 0 DP: 1 HBP: 1	WP: 1 PB: 0 SB: 1 CS: 0	PA: 34	
<b>PITCHER</b>	IP WLS BF H R ER SO BB IBB HBP BLK WP HR S P ERA WHIP	IP WLS BF H R ER SO BB IBB HBP BLK WP HR S P ERA WHIP	IP WLS BF H R ER SO BB IBB HBP BLK WP HR S P ERA WHIP	IP WLS BF H R ER SO BB IBB HBP BLK WP HR S P ERA WHIP	IP WLS BF H R ER SO BB IBB HBP BLK WP HR S P ERA WHIP	IP WLS BF H R ER SO BB IBB HBP BLK WP HR S P ERA WHIP	IP WLS BF H R ER SO BB IBB HBP BLK WP HR S P ERA WHIP	IP WLS BF H R ER SO BB IBB HBP BLK WP HR S P ERA WHIP	IP WLS BF H R ER SO BB IBB HBP BLK WP HR S P ERA WHIP	IP WLS BF H R ER SO BB IBB HBP BLK WP HR S P ERA WHIP	IP WLS BF H R ER SO BB IBB HBP BLK WP HR S P ERA WHIP	IP WLS BF H R ER SO BB IBB HBP BLK WP HR S P ERA WHIP	IP WLS BF H R ER SO BB IBB HBP BLK WP HR S P ERA WHIP	IP WLS BF H R ER SO BB IBB HBP BLK WP HR S P ERA WHIP	IP WLS BF H R ER SO BB IBB HBP BLK WP HR S P ERA WHIP	IP WLS BF H R ER SO BB IBB HBP BLK WP HR S P ERA WHIP	IP WLS BF H R ER SO BB IBB HBP BLK WP HR S P ERA WHIP	IP WLS BF H R ER SO BB IBB HBP BLK WP HR S P ERA WHIP	IP WLS BF H R ER SO BB IBB HBP BLK WP HR S P ERA WHIP	IP WLS BF H R ER SO BB IBB HBP BLK WP HR S P ERA WHIP	IP WLS BF H R ER SO BB IBB HBP BLK WP HR S P ERA WHIP

AB	29
R	6
H	7
RBI	6
BB	3
SO	2
LOB	10









Batter	1	2	3	4	5	6	7	8	9	AB	R	H	RBI	BB	SO	LOB	TOP			
6 Drew Stubbs, R OBP: 0.303, SLG: 0.423	F8		P4		G3		1B		1B	5	0	2	2	0	0	0	<b>Cincinnati Reds @ Chicago Cubs</b> Wrigley Field, Chicago, IL Sun Sep 13 2009, 1:20 PM CDT Att: 39,805 - Sunny - 72 F			
7 Paul Janish, R OBP: 0.298, SLG: 0.299	P4		2B		2B		G5-4-3		K	5	0	2	0	0	1	2				
19 Joey Votto, L OBP: 0.391, SLG: 0.516	1B		BB		G4-3				K	3	0	1	0	1	1	1				
4 Brandon Phillips, R OBP: 0.332, SLG: 0.452	1B		K		F9				K	4	0	1	0	0	2	3				
27 Scott Rolen, R OBP: 0.366, SLG: 0.453	F7				2B				G5-3	4	0	1	0	0	0	2				
31 Jonny Gomes, R OBP: 0.345, SLG: 0.547	K		F9		P2				G5-3	4	0	0	0	0	1	1				
16 Danell McDonald, R OBP: 0.270, SLG: 0.353	K		P4		2B				2B	4	1	2	0	0	1	1				
29 Ryan Hanigan, R OBP: 0.363, SLG: 0.325	K								2B	2	0	0	0	1	2	1				
51 Jared Burton, R									2B	0	0	0	0	0	0	0				
46 Carlos Fisher, R									2B	0	0	0	0	0	0	0				
23 Adam Rosales, R OBP: 0.294, SLG: 0.311					IBB				2B	1	1	1	0	0	0	0				
34 Homer Bailey, R OBP: 0.069, SLG: 0.069			K		K				F8	2	0	0	0	0	2	2				
50 Pedro Viola, R										0	0	0	0	0	0	0				
37 Corky Miller, R OBP: 0.256, SLG: 0.211										2	0	0	0	0	0	2				
<b>Inning Stats</b>	R: 0 E: 1 K: 0 S: 16	H: 2 LOB: 2 BB: 0 P: 26	R: 0 E: 0 K: 3 S: 10	H: 0 LOB: 0 BB: 0 P: 13	R: 0 E: 0 K: 2 S: 16	H: 1 LOB: 2 BB: 1 P: 22	R: 0 E: 0 K: 1 S: 10	H: 1 LOB: 1 BB: 0 P: 18	R: 0 E: 0 K: 1 S: 18	H: 1 LOB: 1 BB: 0 P: 27	R: 0 E: 0 K: 2 S: 10	H: 0 LOB: 0 BB: 0 P: 15	R: 0 E: 0 K: 2 S: 8	H: 0 LOB: 0 BB: 0 P: 13	R: 2 E: 0 K: 1 S: 11	H: 3 LOB: 1 BB: 0 P: 15	1B: 4 2B: 6 3B: 0 HR: 0	SF: 0 SAC: 0 DP: 1 HBP: 0	WP: 0 PB: 0 SB: 0 CS: 0	PA: 38
<b>PITCHER</b>	IP WLS BF H R ER SO	IP WLS BF H R ER SO	IP WLS BF H R ER SO	IP WLS BF H R ER SO	IP WLS BF H R ER SO	IP WLS BF H R ER SO	IP WLS BF H R ER SO	IP WLS BF H R ER SO	IP WLS BF H R ER SO	IP WLS BF H R ER SO	IP WLS BF H R ER SO	IP WLS BF H R ER SO	IP WLS BF H R ER SO	IP WLS BF H R ER SO	IP WLS BF H R ER SO	IP WLS BF H R ER SO	ERA WHIP	ERA WHIP		
30 Ted Lilly, L ERA: 3.05	6.0	W	26	6	0	0	7	1	1	0	0	0	0	0	0	0	0.00	1.167		
33 Esmailin Canadad, R ERA: 2.61	1.0	H	3	1	0	0	0	0	0	0	0	0	0	0	0	0	0.00	1.000		
63 Kevin Gregg, R ERA: 4.77	1.0		3	0	0	0	2	0	0	0	0	0	0	0	0	0	0.00	0.000		
43 John Grabow, L ERA: 3.14	1.0		6	3	2	2	1	0	0	0	0	0	0	0	0	0	18.00	3.000		

AB	36
R	2
H	10
RBI	2
BB	2
SO	10
LOB	15



Batter	1	2	3	4	5	6	7	8	9	AB	R	H	RBI	BB	SO	LOB	BOTTOM			
1 Kosuke Fukudome, L OBP: 0.375, SLG: 0.431	E4		FC3-6		K		P2		K	5	0	0	0	0	2	6	<b>Cincinnati Reds @ Chicago Cubs</b> Wrigley Field, Chicago, IL Sun Sep 13 2009, 1:20 PM CDT Att: 39,805 - Sunny - 72 F			
21 Milton Bradley, S OBP: 0.380, SLG: 0.403	K		K		L6		K		G6-3	5	0	0	0	0	3	5				
25 Derrek Lee, R OBP: 0.381, SLG: 0.575	F7				1B		1B		HR	4	2	3	1	0	0	1				
16 Aramis Ramirez, R OBP: 0.382, SLG: 0.519	FC5-4				1B		1B		K	4	1	2	0	0	1	1				
6 Micah Hoffpauir, L OBP: 0.293, SLG: 0.444					1B		1B		L7	3	1	1	0	1	1	2				
27 Sam Fuld, L OBP: 0.390, SLG: 0.357					BB				K	0	0	0	0	0	0	0				
28 Jeff Baker, R OBP: 0.345, SLG: 0.429	F9				K		FC6-4		K	4	0	0	0	0	2	6				
55 Koyie Hill, S OBP: 0.321, SLG: 0.335	FC3-6				1B		G3		BB	3	1	1	1	1	0	1				
13 Andrés Blanco, S OBP: 0.316, SLG: 0.352	G4-3				1B		1B		1B	4	0	3	2	0	0	1				
30 Ted Lilly, L OBP: 0.207, SLG: 0.190					BB		2B		FC4-6	1	0	0	0	0	1	2				
17 Mike Fontenot, L OBP: 0.288, SLG: 0.379										1	0	0	0	0	0	0				
33 Esmailin Canadad, R ERA: 2.7										0	0	0	0	0	0	0				
63 Kevin Gregg, R ERA: 4.77										0	0	0	0	0	0	0				
24 Bobby Seales, S ERA: 3.02										1	0	0	1	0	0	1				
43 John Grabow, L ERA: 3.14										0	0	0	0	0	0	0				
<b>Inning Stats</b>	R: 0 E: 1 K: 1 S: 12	H: 0 LOB: 1 BB: 0 P: 18	R: 0 E: 0 K: 0 S: 11	H: 1 LOB: 0 BB: 0 P: 15	R: 0 E: 0 K: 1 S: 7	H: 1 LOB: 0 BB: 1 P: 13	R: 3 E: 0 K: 3 S: 28	H: 4 LOB: 2 BB: 1 P: 35	R: 0 E: 0 K: 1 S: 9	H: 2 LOB: 2 BB: 0 P: 14	R: 0 E: 0 K: 1 S: 20	H: 2 LOB: 0 BB: 0 P: 29	R: 1 E: 0 K: 2 S: 9	H: 1 LOB: 0 BB: 0 P: 13	R: 1 E: 0 K: 1 S: 14	H: 1 LOB: 1 BB: 1 P: 20	1B: 9 2B: 1 3B: 0 HR: 1	SF: 0 SAC: 0 DP: 0 HBP: 0	WP: 0 PB: 0 SB: 0 CS: 1	PA: 38
<b>PITCHER</b>	IP WLS BF H R ER SO	IP WLS BF H R ER SO	IP WLS BF H R ER SO	IP WLS BF H R ER SO	IP WLS BF H R ER SO	IP WLS BF H R ER SO	IP WLS BF H R ER SO	IP WLS BF H R ER SO	IP WLS BF H R ER SO	IP WLS BF H R ER SO	IP WLS BF H R ER SO	IP WLS BF H R ER SO	IP WLS BF H R ER SO	IP WLS BF H R ER SO	IP WLS BF H R ER SO	IP WLS BF H R ER SO	ERA WHIP	ERA WHIP		
34 Homer Bailey, R ERA: 5.56	5.1	L	27	9	3	3	6	2	0	0	0	0	0	0	0	0	5.06	2.062		
50 Pedro Viola, L ERA: 2.7	0.1		1	0	0	0	0	0	0	0	0	0	0	0	0	0	0.00	0.000		
51 Jared Burton, R ERA: 5.19	1.1		5	1	1	1	3	0	0	0	0	0	0	0	0	0	6.75	0.750		
46 Carlos Fisher, R ERA: 4.28	1.0		5	1	1	1	1	1	0	0	0	0	0	0	0	0	9.00	2.000		

AB	35
R	5
H	11
RBI	5
BB	3
SO	10
LOB	26





Batter	1	2	3	4	5	6	7	8	9	AB	R	H	RBI	BB	SO	LOB	TOP										
21 Michael Bourn, L (1,8) OBP: 0.366, SLG: 0.400										4	0	2	0	0	0	0	<b>Houston Astros @ Cincinnati Reds</b> Great American Ball Park, Cincinnati, OH Mon Sep 14 2009, 7:10 PM EDT Att: 9,852 - Clear - 80 F										
3 Kazuo Matsui, S (1,4) OBP: 0.297, SLG: 0.337										3	0	0	0	0	1	1											
17 Lance Berkman, S (1,3) OBP: 0.402, SLG: 0.507										4	1	1	0	0	1	2											
45 Carlos Lee, R (1,7) OBP: 0.354, SLG: 0.503										4	0	2	1	0	1	2											
10 Miguel Tejada, R (1,6) OBP: 0.331, SLG: 0.433										4	0	1	0	0	0	1											
9 Hunter Pence, R (1,9) OBP: 0.350, SLG: 0.484										4	0	1	0	0	0	3											
27 Geoff Blum, S (1,5) OBP: 0.324, SLG: 0.377										3	0	0	0	0	0	0											
55 Humberto Quintero, R (1,2) OBP: 0.277, SLG: 0.360										3	0	0	0	0	2	2											
51 Wandy Rodriguez, S (1,1) OBP: 0.133, SLG: 0.169										3	0	0	0	0	1	2											
63 Sammy Gervacio, R (7,1) ERA: 2.77										0	0	0	0	0	0	0											
53 Wesley Wright, R (7,1) OBP: 0.333, SLG: 0.333										0	0	0	0	0	0	0											
47 Jeff Fulchino, R (7,1) OBP: 0.333, SLG: 0.667										0	0	0	0	0	0	0											
<b>Inning Stats</b>	R: 0 H: 1 E: 0 K: 2 S: 13	H: 1 LOB: 1 BB: 0 P: 18	R: 0 H: 1 E: 0 K: 1 S: 13	H: 1 LOB: 2 BB: 0 P: 18	R: 0 H: 0 E: 0 K: 0 S: 8	H: 0 LOB: 0 BB: 0 P: 15	R: 0 H: 1 E: 0 K: 0 S: 10	H: 1 LOB: 0 BB: 0 P: 14	R: 0 H: 0 E: 0 K: 2 S: 11	H: 0 LOB: 0 BB: 0 P: 14	R: 1 H: 3 E: 0 K: 1 S: 16	H: 3 LOB: 2 BB: 0 P: 21	R: 0 H: 0 E: 0 K: 0 S: 8	H: 0 LOB: 0 BB: 0 P: 8	R: 0 H: 1 E: 0 K: 0 S: 9	H: 1 LOB: 1 BB: 0 P: 11	R: 0 H: 0 E: 0 K: 0 S: 4	H: 0 LOB: 0 BB: 0 P: 6	1B: 5 2B: 2 3B: 0 HR: 0	SF: 0 SAC: 1 DP: 0 HBP: 1	WP: 0 PB: 0 SB: 1 CS: 1	PA: 34					
<b>PITCHER</b>	IP	WLS	BF	H	R	ER	SO	BB	IBB	HBP	BLK	WP	HR	S	P	ERA	WHIP										
61 Bronson Arroyo, R (1,1) ERA: 4.07	7.0	W: 27	6	1	1	6	0	0	0	1	0	0	0	79	108	1.29	0.857										
53 Arthur Rhodes, L (8,1) ERA: 2.63	0.2	H: 3	1	0	0	0	0	0	0	0	0	0	0	7	9	0.00	1.500										
40 Nick Masset, R (8,1) ERA: 2.71	0.1	H: 1	1	0	0	0	0	0	0	0	0	0	2	2	0.00	0.000											
48 Francisco Cordero, R (9,1) ERA: 2.36	1.0	S: 3	0	0	0	0	0	0	0	0	0	0	4	6	0.00	0.000											

Batter	1	2	3	4	5	6	7	8	9	AB	R	H	RBI	BB	SO	LOB	BOTTOM										
6 Drew Stubbs, R (1,8) OBP: 0.301, SLG: 0.412										3	0	0	0	1	2	4	<b>Houston Astros @ Cincinnati Reds</b> Great American Ball Park, Cincinnati, OH Mon Sep 14 2009, 7:10 PM EDT Att: 9,852 - Clear - 80 F										
7 Paul Janish, R (1,6) OBP: 0.297, SLG: 0.298										4	0	1	0	0	1	5											
19 Joey Volto, L (1,3) OBP: 0.390, SLG: 0.514										4	0	1	0	0	1	1											
4 Brandon Phillips, R (1,4) OBP: 0.331, SLG: 0.456										4	1	1	1	0	2	2											
27 Scott Rolen, R (1,5) OBP: 0.365, SLG: 0.450										3	1	0	0	1	1	0											
31 Jonny Gomes, R (1,9) OBP: 0.344, SLG: 0.546										4	1	1	0	0	1	0											
48 Francisco Cordero, R (9,1) ERA: 2.36										0	0	0	0	0	0	0											
16 Danell McDonald, R (1,7) OBP: 0.253, SLG: 0.356										2	0	1	0	0	1	0											
64 Juan Francisco, L (7,PH) ERA: 0.69										1	0	0	0	0	1	2											
53 Arthur Rhodes, L (8,1) ERA: 2.71										0	0	0	0	0	0	0											
40 Nick Masset, R (8,1) ERA: 2.71										0	0	0	0	0	0	0											
25 Wladimir Balentien, R (9,7) OBP: 0.305, SLG: 0.379										2	0	1	0	0	0	1											
29 Ryan Hanigan, R (1,2) OBP: 0.364, SLG: 0.330										0	0	0	0	1	0	0											
60 Kevin Barker, L (7,PH) OBP: 0.365, SLG: 0.435										0	0	0	0	1	0	0											
37 Corky Miller, R (8,2) OBP: 0.256, SLG: 0.211										0	0	0	0	0	0	0											
61 Bronson Arroyo, R (1,1) OBP: 0.111, SLG: 0.167										1	0	0	0	0	1	1											
32 Jay Bruce, L (7,PH) OBP: 0.285, SLG: 0.443										1	0	1	2	0	0	0											
<b>Inning Stats</b>	R: 0 H: 1 E: 0 K: 2 S: 11	H: 0 LOB: 0 BB: 0 P: 21	R: 0 H: 0 E: 0 K: 2 S: 11	H: 0 LOB: 0 BB: 0 P: 16	R: 0 H: 1 E: 0 K: 1 S: 8	H: 1 LOB: 0 BB: 0 P: 15	R: 0 H: 0 E: 0 K: 1 S: 9	H: 0 LOB: 0 BB: 0 P: 14	R: 0 H: 1 E: 0 K: 1 S: 15	H: 1 LOB: 1 BB: 0 P: 21	R: 2 H: 2 E: 0 K: 2 S: 15	H: 2 LOB: 2 BB: 2 P: 31	R: 1 H: 1 E: 0 K: 1 S: 11	H: 1 LOB: 0 BB: 0 P: 16	1B: 4 2B: 3 3B: 0 HR: 1	SF: 0 SAC: 1 DP: 2 HBP: 0	WP: 0 PB: 0 SB: 0 CS: 1	PA: 33									
<b>PITCHER</b>	IP	WLS	BF	H	R	ER	SO	BB	IBB	HBP	BLK	WP	HR	S	P	ERA	WHIP										
51 Wandy Rodriguez, L (1,1) ERA: 2.77	6.0	L: 24	24	2	2	2	8	2	0	0	0	0	0	68	111	3.00	1.167										
63 Sammy Gervacio, R (7,1) ERA: 0.69	0.1	H: 2	0	0	0	1	0	1	0	0	0	0	4	10	0.00	0.000											
53 Wesley Wright, L (7,1) ERA: 5.35	0.0	B: 1	1	0	0	0	0	0	0	0	0	0	1	2	∞	∞											
47 Jeff Fulchino, R (7,1) ERA: 3.38	1.2	6	1	1	1	2	0	0	0	0	0	0	1	17	25	5.40	0.600										

AB	32
R	1
H	7
RBI	1
BB	0
SO	6
LOB	13



AB	29
R	3
H	7
RBI	3
BB	3
SO	11
LOB	16



Batter	1	2	3	4	5	6	7	8	9	AB	R	H	RBI	BB	SO	LOB	TOP			
21 Michael Bourn, L (1,8) OBP: 0.365, SLG: 0.398										3	1	0	0	1	1	2	<b>Houston Astros @ Cincinnati Reds</b> Great American Ball Park, Cincinnati, OH Tue Sep 15 2009, 7:10 PM EDT Att: 11,923 - Partly Cloudy - 83 F			
3 Kazuo Matsui, S (1,4) OBP: 0.296, SLG: 0.346										4	2	2	2	0	1	0				
9 Hunter Pence, R (1,9) OBP: 0.348, SLG: 0.480										4	0	0	0	0	1	1				
45 Carlos Lee, R (1,7) OBP: 0.353, SLG: 0.501										4	0	1	0	0	0	1				
10 Miguel Tejada, R (1,6) OBP: 0.331, SLG: 0.432										4	1	1	1	0	1	1				
27 Geoff Blum, S (1,3) OBP: 0.323, SLG: 0.375										4	0	1	1	0	0	0				
8 Jeff Keppinger, R (1,5) OBP: 0.328, SLG: 0.384										4	0	1	0	0	0	1				
41 Chris Coste, R (1,2) OBP: 0.306, SLG: 0.317										4	0	1	0	0	1	1				
12 Tommy Manzella, R (9, PR) OBP: 1.000, SLG: 1.000										0	0	0	0	0	0	0				
44 Roy Oswalt, R (1,1) OBP: 0.175, SLG: 0.122										2	0	0	0	0	0	0				
26 Doug Brocail, L (6,1) ERA: 2.91										0	0	0	0	0	0	0				
4 Jason Michaels, R (7, PH) OBP: 0.329, SLG: 0.444										0	0	0	0	0	0	0				
63 Sammy Gervacio, R (7,1) ERA: 2.67										0	0	0	0	0	0	0				
22 LaTroy Hawkins, R (8,1) ERA: 2.97										0	0	0	0	0	0	0				
8 Aaron Boone, R (8, PH) ERA: 2.32										1	0	0	0	0	0	1				
<b>Inning Stats</b>	R: 3 H: 3 E: 0 K: 0 S: 15	H: 3 R: 1 ER: 1 LOB: 1 P: 28	R: 0 H: 0 E: 0 K: 1 S: 10	H: 0 R: 0 ER: 0 LOB: 0 P: 14	R: 1 H: 1 E: 0 K: 0 S: 8	H: 1 R: 0 ER: 0 LOB: 0 P: 11	R: 0 H: 0 E: 0 K: 0 S: 5	H: 0 R: 0 ER: 0 LOB: 0 P: 7	R: 0 H: 0 E: 0 K: 0 S: 9	H: 0 R: 0 ER: 0 LOB: 0 P: 13	R: 0 H: 1 E: 0 K: 1 S: 14	H: 2 R: 0 ER: 0 LOB: 1 P: 23	R: 0 H: 1 E: 0 K: 3 S: 12	H: 1 R: 0 ER: 0 LOB: 1 P: 16	R: 0 H: 1 E: 0 K: 0 S: 6	H: 1 R: 0 ER: 0 LOB: 0 P: 8	1B: 6 2B: 0 3B: 0 HR: 1	SF: 0 SAC: 0 DP: 0 HBP: 0	WP: 0 PB: 0 SB: 3 CS: 0	PA: 36
<b>PITCHER</b>	IP WLS BF H R ER SO BB IBB HBP BLK WP HR S P ERA WHIP	IP WLS BF H R ER SO BB IBB HBP BLK WP HR S P ERA WHIP																		
38 Kip Wells, R (1,1) ERA: 5.23	6.2	27	5	4	4	1	2	0	0	0	0	0	0	1	62	98	5.40	1.050		
52 Daniel Herrera, L (7,1) ERA: 2.91	0.1	W	1	0	0	0	0	0	0	0	0	0	0	0	4	5	0.00	0.000		
40 Nick Masset, R (8,1) ERA: 2.67	1.0	H	4	1	0	0	3	0	0	0	0	0	0	12	16	0.00	1.000			
48 Francisco Cordero, R (9,1) ERA: 2.32	1.0	S	4	1	0	0	0	0	0	0	0	0	0	6	8	0.00	1.000			

Batter	1	2	3	4	5	6	7	8	9	AB	R	H	RBI	BB	SO	LOB	BOTTOM			
6 Drew Stubbs, R (1,8) OBP: 0.299, SLG: 0.432										4	1	1	1	0	2	2	<b>Houston Astros @ Cincinnati Reds</b> Great American Ball Park, Cincinnati, OH Tue Sep 15 2009, 7:10 PM EDT Att: 11,923 - Partly Cloudy - 83 F			
7 Paul Janish, R (1,6) OBP: 0.305, SLG: 0.322										4	2	3	1	0	0	0				
19 Joey Volto, L (1,3) OBP: 0.393, SLG: 0.520										3	1	2	0	1	0	1				
4 Brandon Phillips, R (1,4) OBP: 0.330, SLG: 0.454										4	0	1	1	0	1	4				
27 Scott Rolen, R (1,5) OBP: 0.364, SLG: 0.452										3	0	1	2	0	0	0				
32 Jay Bruce, L (1,9) OBP: 0.285, SLG: 0.441										4	0	1	0	0	1	1				
17 Laynce Nix, L (1,7) OBP: 0.296, SLG: 0.477										4	0	0	0	0	0	1				
37 Corky Miller, R (1,2) OBP: 0.258, SLG: 0.205										2	0	0	0	0	0	0				
61 Bronson Arroyo, R (7, PR) OBP: 0.111, SLG: 0.167										0	1	0	0	0	0	0				
29 Ryan Hanigan, R (8,2) OBP: 0.364, SLG: 0.330										0	0	0	0	0	0	0				
38 Kip Wells, R (1,1) OBP: 0.111, SLG: 0.111										2	0	0	0	0	2	0				
52 Daniel Herrera, L (7,1) ERA: 2.91										0	0	0	0	0	0	0				
15 Drew Sutton, S (7, PH) OBP: 0.276, SLG: 0.308										0	0	0	0	0	0	0				
40 Nick Masset, R (8,1) ERA: 2.67										0	0	0	0	0	0	0				
48 Francisco Cordero, R (9,1) ERA: 2.32										0	0	0	0	0	0	0				
<b>Inning Stats</b>	R: 2 H: 3 E: 0 K: 0 S: 16	H: 3 R: 1 ER: 1 LOB: 1 P: 24	R: 0 H: 0 E: 0 K: 1 S: 8	H: 0 R: 0 ER: 0 LOB: 0 P: 10	R: 0 H: 1 E: 0 K: 0 S: 6	H: 1 R: 0 ER: 0 LOB: 1 P: 8	R: 0 H: 0 E: 0 K: 0 S: 9	H: 0 R: 0 ER: 0 LOB: 0 P: 12	R: 0 H: 0 E: 0 K: 2 S: 11	H: 0 R: 0 ER: 0 LOB: 0 P: 14	R: 2 H: 4 E: 0 K: 0 S: 12	H: 4 R: 0 ER: 0 LOB: 2 P: 17	R: 1 H: 1 E: 0 K: 2 S: 9	H: 1 R: 0 ER: 0 LOB: 1 P: 18	R: 0 H: 0 E: 0 K: 1 S: 6	H: 0 R: 0 ER: 0 LOB: 0 P: 7	1B: 2 2B: 6 3B: 0 HR: 1	SF: 1 SAC: 1 DP: 0 HBP: 1	WP: 0 PB: 0 SB: 0 CS: 0	PA: 34
<b>PITCHER</b>	IP WLS BF H R ER SO BB IBB HBP BLK WP HR S P ERA WHIP	IP WLS BF H R ER SO BB IBB HBP BLK WP HR S P ERA WHIP																		
44 Roy Oswalt, R (1,1) ERA: 4.12	5.0	21	6	4	4	3	0	0	0	0	0	0	0	1	53	72	7.20	1.200		
26 Doug Brocail, R (6,1) ERA: 3.65	1.0	B	4	2	0	0	0	0	0	0	0	0	0	9	13	0.00	2.000			
63 Sammy Gervacio, R (7,1) ERA: 1.26	1.0	L	6	1	1	1	2	0	1	1	0	0	0	9	18	9.00	1.000			
22 LaTroy Hawkins, R (8,1) ERA: 2.34	1.0		3	0	0	0	1	0	0	0	0	0	0	6	7	0.00	0.000			

AB	34
R	4
H	7
RBI	4
BB	2
SO	5
LOB	8









Batter	1	2	3	4	5	6	7	8	9	AB	R	H	RBI	BB	SO	LOB	TOP					
8 Chris Coghlan, L (1,7) OBP: 0.381, SLG: 0.450	0-1 G1-3 1B		2-2 2B		1-1 G4-3 2B		0-0 L4-3 1B			4	1	4	0	0	0	0	<b>Florida Marlins @ Cincinnati Reds</b> Great American Ball Park, Cincinnati, OH Thu Sep 17 2009, 7:10 PM EDT Att: 9,685 - Partly Cloudy - 77 F					
20 Nick Johnson, L (1,3) OBP: 0.427, SLG: 0.419	0-2 G1-3 1-2		1-0 HBP		1-2 G4-3 2-3		2-3 K			3	0	0	0	0	1	3						
2 Hanley Ramirez, R (1,6) OBP: 0.421, SLG: 0.564	1-2 G6-3		1-0 F8		1-2 F8 6 2B 1B		1-1 L4-3			4	1	1	1	0	0	4						
3 Jorge Cantu, R (1,5) OBP: 0.336, SLG: 0.430	3-2 F9		2-2 F9		0-2 P6					4	0	0	0	0	0	4						
6 Dan Uggla, R (1,4) OBP: 0.359, SLG: 0.468		2-3 K	3-2 F9		0-0 2B					4	0	1	1	0	2	2						
12 Cody Ross, R (1,8) OBP: 0.326, SLG: 0.472		1-3 K		0-1 F9	0-0 P3					4	0	0	0	0	2	1						
29 Ronny Paulino, R (1,2) OBP: 0.338, SLG: 0.422		1-2 K								2	0	1	0	1	0	0						
7 Ross Gload, L (9,PH) OBP: 0.341, SLG: 0.387		25 1B								1	0	0	0	0	0	0						
25 Brett Carroll, R (1,9) OBP: 0.328, SLG: 0.457		3-2 1B		3-2 P5						3	0	1	0	0	1	1						
21 John Baker, L (9,PH) OBP: 0.351, SLG: 0.422		1-3 1B		1-3 K						1	0	0	0	0	1	0						
19 Anibal Sánchez, R (1,1) OBP: 0.305, SLG: 0.382		0-1 F9		1-3 K						2	0	0	0	0	1	3						
15 Gaby Sanchez, R (6,PH) OBP: 0.326, SLG: 0.400										1	0	0	0	0	0	0						
31 Burke Badenhop, R (6,1) OBP: 0.326, SLG: 0.400										0	0	0	0	0	0	0						
37 Renyel Pinto, L (7,1) OBP: 0.326, SLG: 0.400										0	0	0	0	0	0	0						
64 Tim Wood, R (7,1) OBP: 0.326, SLG: 0.400										0	0	0	0	0	0	0						
18 Wes Helms, R (9,PH) OBP: 0.326, SLG: 0.400										1	0	0	0	0	1	0						
<b>Inning Stats</b>	R: 0 E: 0 K: 0 S: 12	H: 1 LOB: 1 BB: 0 P: 16	R: 0 E: 0 K: 2 S: 17	H: 2 LOB: 2 BB: 0 P: 24	R: 0 E: 0 K: 0 S: 11	H: 1 LOB: 1 BB: 0 P: 20	R: 0 E: 0 K: 1 S: 11	H: 0 LOB: 0 BB: 1 P: 19	R: 2 E: 0 K: 0 S: 14	H: 3 LOB: 1 BB: 0 P: 17	R: 0 E: 0 K: 1 S: 6	H: 0 LOB: 0 BB: 0 P: 6	R: 0 E: 0 K: 1 S: 6	H: 1 LOB: 0 BB: 0 P: 9	R: 0 E: 0 K: 2 S: 14	H: 0 LOB: 0 BB: 0 P: 19	R: 0 E: 0 K: 2 S: 8	H: 0 LOB: 0 BB: 0 P: 10	1B: 5 2B: 4 3B: 0 HR: 0	SF: 0 SAC: 0 DP: 1 HBP: 1	WP: 0 PB: 0 SB: 0 CS: 0	PA: 36
<b>PITCHER</b>	IP WLS BF H R ER SO BB IBB HBP BLK WP HR S P ERA WHIP																					
56 Matt Maloney, L (1,1) ERA: 5.35	5.0 W 24 7 2 2 3 1 0 1 0 0 0 65 96 3.60 1.600																					
58 Ramon Ramirez, R (6,1) ERA: 6.0	1.0 H 3 0 0 0 1 0 0 0 0 0 0 6 6 0.00 0.000																					
53 Arthur Rhodes, L (7,1) ERA: 2.25	1.0 H 3 1 0 0 1 0 0 0 0 0 0 6 9 0.00 1.000																					
40 Nick Masset, R (8,1) ERA: 2.6	1.0 H 3 0 0 0 2 0 0 0 0 0 0 14 19 0.00 0.000																					
48 Francisco Cordero, R (9,1) ERA: 2.25	1.0 S 3 0 0 0 2 0 0 0 0 0 0 8 10 0.00 0.000																					

Batter	1	2	3	4	5	6	7	8	9	AB	R	H	RBI	BB	SO	LOB	BOTTOM			
16 Darnell McDonald, R (1,8) OBP: 0.302, SLG: 0.400	2-2 HR	4-1 7 S BB		3-3 K			1-2 19 BB 1B			3	1	2	1	1	1	0	<b>Florida Marlins @ Cincinnati Reds</b> Great American Ball Park, Cincinnati, OH Thu Sep 17 2009, 7:10 PM EDT Att: 9,685 - Partly Cloudy - 77 F			
7 Paul Janish, R (1,6) OBP: 0.298, SLG: 0.318	3-1 G1-3 32 1B 2B	0-2 K			0-0 F7		0-2 F8			4	1	1	0	0	1	2				
19 Joey Volto, L (1,3) OBP: 0.399, SLG: 0.519	4-2 G1-3 32 1B BB	2-0 P6			1-2 F7		4-1 BB 1B BB			2	1	0	0	2	0	1				
4 Brandon Phillips, R (1,4) OBP: 0.333, SLG: 0.457	0-1 G1-3		0-3 K		1-1 2B		1-2 G6-3			4	0	1	0	0	1	4				
27 Scott Rolen, R (1,5) OBP: 0.365, SLG: 0.449	4-2 32 1B BB		2-3 K		0-0 F9					2	0	0	0	2	1	1				
31 Jonny Gomes, R (1,7) OBP: 0.343, SLG: 0.554	2-1 F9		3-2 2B							4	0	1	0	0	0	4				
48 Francisco Cordero, R (9,1) OBP: 0.351, SLG: 0.422										0	0	0	0	0	0	0				
32 Jay Bruce, L (1,9) OBP: 0.283, SLG: 0.435	2-1 1-2 2H 3H 1B		1-3 K							4	0	1	2	0	2	1				
29 Ryan Hanigan, R (1,2) OBP: 0.360, SLG: 0.326					1-1 G1-3					3	0	0	0	0	1	2				
56 Matt Maloney, L (1,1) ERA: 5.35		0-2 G3-1		2-2 K						2	0	0	0	0	1	0				
58 Ramon Ramirez, R (6,1) ERA: 6.0										0	0	0	0	0	0	0				
53 Arthur Rhodes, L (7,1) ERA: 2.25										0	0	0	0	0	0	0				
15 Drew Sutton, S (7,PH) OBP: 0.271, SLG: 0.284										1	0	0	0	0	0	0				
40 Nick Masset, R (8,1) ERA: 2.6										0	0	0	0	0	0	0				
6 Drew Stubbs, R (9,8) OBP: 0.303, SLG: 0.405										0	0	0	0	0	0	0				
<b>Inning Stats</b>	R: 3 E: 0 K: 1 S: 20	H: 3 LOB: 2 BB: 2 P: 39	R: 0 E: 0 K: 1 S: 10	H: 0 LOB: 1 BB: 1 P: 16	R: 0 E: 0 K: 3 S: 14	H: 1 LOB: 1 BB: 0 P: 20	R: 0 E: 0 K: 2 S: 8	H: 0 LOB: 0 BB: 0 P: 14	R: 0 E: 0 K: 0 S: 7	H: 1 LOB: 1 BB: 0 P: 9	R: 0 E: 0 K: 1 S: 12	H: 0 LOB: 0 BB: 0 P: 18	R: 0 E: 0 K: 0 S: 13	H: 1 LOB: 2 BB: 1 P: 20	R: 0 E: 0 K: 0 S: 7	H: 0 LOB: 0 BB: 0 P: 13	1B: 2 2B: 3 3B: 0 HR: 1	SF: 0 SAC: 0 DP: 1 HBP: 0	WP: 0 PB: 0 SB: 1 CS: 0	PA: 34
<b>PITCHER</b>	IP WLS BF H R ER SO BB IBB HBP BLK WP HR S P ERA WHIP																			
19 Anibal Sánchez, R (1,1) ERA: 4.5	5.0 L 23 5 3 3 7 3 0 0 0 0 0 0 20 28 0.00 0.600																			
31 Burke Badenhop, R (6,1) ERA: 3.58	1.2 6 1 0 0 1 0 0 0 0 0 0 0 20 28 0.00 0.600																			
37 Renyel Pinto, L (7,1) ERA: 3.21	0.0 1 0 0 0 0 1 0 0 0 0 0 0 1 5 ∞ ∞																			
64 Tim Wood, R (7,1) ERA: 1.89	1.1 4 0 0 0 0 1 0 0 0 0 0 0 11 18 0.00 0.750																			





Batter	1	2	3	4	5	6	7	8	9	AB	R	H	RBI	BB	SO	LOB	TOP							
8 Chris Coghlan, L (1,7) OBP: 0.380, SLG: 0.447										5	1	1	0	0	0	4	<b>Florida Marlins @ Cincinnati Reds</b> Great American Ball Park, Cincinnati, OH Fri Sep 18 2009, 7:10 PM EDT Att: 15,882 - Partly Cloudy - 79 F <a href="http://livebaseballscorecards.com">livebaseballscorecards.com</a>							
20 Nick Johnson, L (1,3) OBP: 0.426, SLG: 0.416										3	0	0	0	1	0	2								
2 Hanley Ramirez, R (1,6) OBP: 0.420, SLG: 0.562										4	1	1	0	0	0	2								
3 Jorge Cantu, R (1,5) OBP: 0.337, SLG: 0.433										4	1	2	1	0	2	0								
6 Dan Uggla, R (1,4) OBP: 0.358, SLG: 0.465										3	0	0	1	1	0	2								
21 John Baker, L (1,2) OBP: 0.350, SLG: 0.420										4	1	1	1	0	2	2								
12 Cody Ross, R (1,9) OBP: 0.326, SLG: 0.470										4	0	1	0	0	3	2								
24 Cameron Maybin, R (1,8) OBP: 0.308, SLG: 0.357										2	0	1	0	0	0	1								
7 Ross Clouth, L (8,PH) OBP: 0.343, SLG: 0.380										1	0	1	0	0	0	0								
25 Brett Carroll, R (8,PR) OBP: 0.333, SLG: 0.472										1	0	1	1	0	0	0								
56 Rick Van Den Hurk, R (1,1) 40 Kiko Calero, R (7,1) 18 Wes Helms, R (8,PH) 48 Brendan Donnelly, R (8,1) 15 Gaby Sanchez, R (8,PH) 46 Juan Carlos Oviedo, R (9,1)										2	0	0	0	0	0	2	1							
<b>Inning Stats</b>	R: 0 E: 0 K: 0 S: 11	H: 1 LOB: 0 BB: 0 P: 16	R: 0 E: 0 K: 1 S: 12	H: 1 LOB: 1 BB: 0 P: 21	R: 0 E: 0 K: 1 S: 13	H: 1 LOB: 0 BB: 0 P: 19	R: 0 E: 0 K: 1 S: 9	H: 0 LOB: 0 BB: 0 P: 14	R: 0 E: 0 K: 2 S: 13	H: 0 LOB: 1 BB: 1 P: 19	R: 0 E: 0 K: 1 S: 6	H: 0 LOB: 0 BB: 0 P: 12	R: 0 E: 0 K: 2 S: 12	H: 0 LOB: 0 BB: 0 P: 16	R: 0 E: 0 K: 1 S: 8	H: 1 LOB: 1 BB: 0 P: 9	R: 4 E: 1 K: 0 S: 26	H: 5 LOB: 3 BB: 1 P: 44	1B: 7 2B: 2 3B: 0 HR: 0	SF: 0 SAC: 0 DP: 1 HBP: 0	WP: 1 PB: 0 SB: 0 CS: 2	PA: 38		
<b>PITCHER</b>	IP WLS BF H R ER SO BB IBB HBP BLK WP HR S P ERA WHIP	IP WLS BF H R ER SO BB IBB HBP BLK WP HR S P ERA WHIP	IP WLS BF H R ER SO BB IBB HBP BLK WP HR S P ERA WHIP	IP WLS BF H R ER SO BB IBB HBP BLK WP HR S P ERA WHIP	IP WLS BF H R ER SO BB IBB HBP BLK WP HR S P ERA WHIP	IP WLS BF H R ER SO BB IBB HBP BLK WP HR S P ERA WHIP	IP WLS BF H R ER SO BB IBB HBP BLK WP HR S P ERA WHIP	IP WLS BF H R ER SO BB IBB HBP BLK WP HR S P ERA WHIP	IP WLS BF H R ER SO BB IBB HBP BLK WP HR S P ERA WHIP	IP WLS BF H R ER SO BB IBB HBP BLK WP HR S P ERA WHIP	IP WLS BF H R ER SO BB IBB HBP BLK WP HR S P ERA WHIP	IP WLS BF H R ER SO BB IBB HBP BLK WP HR S P ERA WHIP	IP WLS BF H R ER SO BB IBB HBP BLK WP HR S P ERA WHIP	IP WLS BF H R ER SO BB IBB HBP BLK WP HR S P ERA WHIP	IP WLS BF H R ER SO BB IBB HBP BLK WP HR S P ERA WHIP	IP WLS BF H R ER SO BB IBB HBP BLK WP HR S P ERA WHIP	IP WLS BF H R ER SO BB IBB HBP BLK WP HR S P ERA WHIP	IP WLS BF H R ER SO BB IBB HBP BLK WP HR S P ERA WHIP	IP WLS BF H R ER SO BB IBB HBP BLK WP HR S P ERA WHIP	IP WLS BF H R ER SO BB IBB HBP BLK WP HR S P ERA WHIP	IP WLS BF H R ER SO BB IBB HBP BLK WP HR S P ERA WHIP	IP WLS BF H R ER SO BB IBB HBP BLK WP HR S P ERA WHIP	IP WLS BF H R ER SO BB IBB HBP BLK WP HR S P ERA WHIP	IP WLS BF H R ER SO BB IBB HBP BLK WP HR S P ERA WHIP


Batter	1	2	3	4	5	6	7	8	9	AB	R	H	RBI	BB	SO	LOB	BOTTOM							
6 Drew Stubbs, R (1,8) OBP: 0.299, SLG: 0.445										5	1	1	0	0	0	2	<b>Florida Marlins @ Cincinnati Reds</b> Great American Ball Park, Cincinnati, OH Fri Sep 18 2009, 7:10 PM EDT Att: 15,882 - Partly Cloudy - 79 F <a href="http://livebaseballscorecards.com">livebaseballscorecards.com</a>							
15 Drew Sutton, S (1,6) OBP: 0.286, SLG: 0.351										4	1	2	1	0	1	0								
7 Paul Janish, R (9,6) OBP: 0.298, SLG: 0.318										4	0	2	1	0	0	1								
19 Joey Volto, L (1,3) OBP: 0.400, SLG: 0.519										4	0	2	1	0	0	1								
4 Brandon Phillips, R (1,4) OBP: 0.334, SLG: 0.458										3	0	1	0	1	0	1								
27 Scott Rolen, R (1,5) OBP: 0.364, SLG: 0.446										3	0	0	0	1	0	2								
31 Jonny Gomes, R (1,9) OBP: 0.338, SLG: 0.546										4	0	0	0	0	0	4								
48 Francisco Cordero, R (9,1) 51 Jared Burton, R (9,1)										0	0	0	0	0	0	0								
25 Vladimir Balentien, R (1,7) 64 Juan Francisco, L (9,PH) OBP: 0.390, SLG: 0.352										2	0	0	0	1	1	0								
37 Corky Miller, R (1,2) OBP: 0.264, SLG: 0.203										1	0	0	0	1	0	0								
60 Kevin Barker, L (9,PH) OBP: 0.337, SLG: 0.400										1	0	0	0	0	1	0								
34 Homer Bailey, R (1,1) 17 Laynce Nix, L (7,PH) 40 Nick Masset, R (8,1) 32 Jay Bruce, L (9,9) OBP: 0.282, SLG: 0.434										1	0	0	0	0	1	0								
<b>Inning Stats</b>	R: 0 E: 0 K: 0 S: 10	H: 1 LOB: 1 BB: 0 P: 13	R: 0 E: 0 K: 1 S: 9	H: 0 LOB: 0 BB: 0 P: 12	R: 1 E: 0 K: 1 S: 11	H: 2 LOB: 1 BB: 0 P: 20	R: 0 E: 0 K: 0 S: 8	H: 0 LOB: 0 BB: 0 P: 12	R: 0 E: 0 K: 0 S: 6	H: 0 LOB: 1 BB: 1 P: 14	R: 0 E: 0 K: 1 S: 11	H: 1 LOB: 2 BB: 1 P: 21	R: 0 E: 0 K: 0 S: 5	H: 0 LOB: 1 BB: 1 P: 9	R: 1 E: 0 K: 0 S: 7	H: 2 LOB: 1 BB: 1 P: 11	R: 1 E: 0 K: 2 S: 10	H: 1 LOB: 0 BB: 0 P: 16	1B: 4 2B: 1 3B: 1 HR: 1	SF: 0 SAC: 2 DP: 1 HBP: 0	WP: 0 PB: 0 SB: 1 CS: 0	PA: 37		
<b>PITCHER</b>	IP WLS BF H R ER SO BB IBB HBP BLK WP HR S P ERA WHIP	IP WLS BF H R ER SO BB IBB HBP BLK WP HR S P ERA WHIP	IP WLS BF H R ER SO BB IBB HBP BLK WP HR S P ERA WHIP	IP WLS BF H R ER SO BB IBB HBP BLK WP HR S P ERA WHIP	IP WLS BF H R ER SO BB IBB HBP BLK WP HR S P ERA WHIP	IP WLS BF H R ER SO BB IBB HBP BLK WP HR S P ERA WHIP	IP WLS BF H R ER SO BB IBB HBP BLK WP HR S P ERA WHIP	IP WLS BF H R ER SO BB IBB HBP BLK WP HR S P ERA WHIP	IP WLS BF H R ER SO BB IBB HBP BLK WP HR S P ERA WHIP	IP WLS BF H R ER SO BB IBB HBP BLK WP HR S P ERA WHIP	IP WLS BF H R ER SO BB IBB HBP BLK WP HR S P ERA WHIP	IP WLS BF H R ER SO BB IBB HBP BLK WP HR S P ERA WHIP	IP WLS BF H R ER SO BB IBB HBP BLK WP HR S P ERA WHIP	IP WLS BF H R ER SO BB IBB HBP BLK WP HR S P ERA WHIP	IP WLS BF H R ER SO BB IBB HBP BLK WP HR S P ERA WHIP	IP WLS BF H R ER SO BB IBB HBP BLK WP HR S P ERA WHIP	IP WLS BF H R ER SO BB IBB HBP BLK WP HR S P ERA WHIP	IP WLS BF H R ER SO BB IBB HBP BLK WP HR S P ERA WHIP	IP WLS BF H R ER SO BB IBB HBP BLK WP HR S P ERA WHIP	IP WLS BF H R ER SO BB IBB HBP BLK WP HR S P ERA WHIP	IP WLS BF H R ER SO BB IBB HBP BLK WP HR S P ERA WHIP	IP WLS BF H R ER SO BB IBB HBP BLK WP HR S P ERA WHIP	IP WLS BF H R ER SO BB IBB HBP BLK WP HR S P ERA WHIP	IP WLS BF H R ER SO BB IBB HBP BLK WP HR S P ERA WHIP










Batter	1	2	3	4	5	6	7	8	9	AB	R	H	RBI	BB	SO	LOB	TOP			
8 Chris Coghlan, L (1.7) OBP: 0.381, SLG: 0.451	L8			G6-3		L8		G4-6-3		3	0	1	0	0	0	0	<b>Florida Marlins @ Cincinnati Reds</b> Great American Ball Park, Cincinnati, OH Sun Sep 20 2009, 1:10 PM EDT Att: 16,186 - Overcast - 67 F  livebaseballscorecards.com  <b>AB 30</b> <b>R 1</b> <b>H 5</b> <b>RBI 1</b> <b>BB 0</b> <b>SO 3</b> <b>LOB 9</b> 			
20 Nick Johnson, L (1.3) OBP: 0.421, SLG: 0.409	G4-3			G6-3		L8		G4-6-3		4	0	0	0	0	0	4				
2 Hanley Ramirez, R (1.6) OBP: 0.416, SLG: 0.556	G5-3			G6-3		L8		G4-6-3		4	0	1	0	0	2	0				
3 Jorge Cantu, R (1.5) OBP: 0.338, SLG: 0.436				L6		L8		G4-6-3		3	0	0	0	0	0	1				
6 Dan Uggla, R (1.4) OBP: 0.353, SLG: 0.458	F9			L6		L8		G4-6-3		4	0	0	0	0	1	1				
21 John Baker, L (1.2) OBP: 0.350, SLG: 0.419	G6-4-3			L6		L8		G4-6-3		3	1	1	0	0	0	1				
12 Cody Ross, R (1.8) OBP: 0.324, SLG: 0.467				G5-3		G5-3		G4-6-3		3	0	1	0	0	0	0				
25 Brett Carroll, R (1.9) OBP: 0.333, SLG: 0.468				G6-3		G5-3		G4-6-3		3	0	1	1	0	0	0				
45 Sean West, R (1.1) OBP: 0.266, SLG: 0.100				G5-3		L4		FC1-2-5-3		1	0	0	0	0	0	0				
51 Cristhian Martinez, R (5.1) OBP: 0.226, SLG: 0.375				G5-3		L4		FC1-2-5-3		0	0	0	0	0	0	0				
15 Gaby Sanchez, R (6. PH) OBP: 0.226, SLG: 0.375				G5-3		L4		FC1-2-5-3		0	0	0	0	0	0	0				
64 Tim Wood, R (6.1) OBP: 0.226, SLG: 0.375				G5-3		L4		FC1-2-5-3		0	0	0	0	0	0	0				
7 Ross Gload, L (6. PH) OBP: 0.226, SLG: 0.375				G5-3		L4		FC1-2-5-3		0	0	0	0	0	0	0				
23 Andrew Miller, L (8.1) OBP: 0.226, SLG: 0.375				G5-3		L4		FC1-2-5-3		0	0	0	0	0	0	0				
<b>Inning Stats</b>	R: 0 E: 0 K: 0 S: 8	H: 0 LOB: 0 BB: 0 P: 16	R: 0 E: 0 K: 0 S: 8	H: 0 LOB: 0 BB: 0 P: 13	R: 0 E: 0 K: 0 S: 8	H: 0 LOB: 0 BB: 0 P: 10	R: 0 E: 0 K: 0 S: 10	H: 1 LOB: 1 BB: 0 P: 15	R: 0 E: 0 K: 0 S: 7	H: 0 LOB: 0 BB: 0 P: 11	R: 0 E: 0 K: 2 S: 7	H: 0 LOB: 0 BB: 0 P: 9	R: 0 E: 0 K: 2 S: 12	H: 3 LOB: 2 BB: 0 P: 19	R: 0 E: 0 K: 1 S: 7	H: 0 LOB: 0 BB: 0 P: 8	1B: 4 2B: 1 3B: 0 HR: 0	SF: 0 SAC: 0 DP: 2 HBP: 2	WP: 0 PB: 0 SB: 1 CS: 0	PA: 32
<b>PITCHER</b>	IP WLS BF H R ER SO BB IBB HBP BLK WP HR S P ERA WHIP																			
38 Kip Wells, R (1.1) ERA: 4.84	7.0 W 26 5 1 1 2 0 0 0 1 0 0 0 0 61 92 1.29 0.714																			
52 Daniel Herrera, L (8.1) ERA: 2.87	1.0 3 0 0 0 0 0 0 0 0 1 0 0 0 6 10 0.00 0.000																			
33 Micah Owings, R (9.1) ERA: 5.21	1.0 3 0 0 0 0 1 0 0 0 0 0 0 0 7 8 0.00 0.000																			

Batter	1	2	3	4	5	6	7	8	9	AB	R	H	RBI	BB	SO	LOB	BOTTOM			
6 Drew Stubbs, R (1.8) OBP: 0.315, SLG: 0.478	G6-3			G6-3		K		G2-3		5	1	2	1	0	1	1	<b>Florida Marlins @ Cincinnati Reds</b> Great American Ball Park, Cincinnati, OH Sun Sep 20 2009, 1:10 PM EDT Att: 16,186 - Overcast - 67 F  livebaseballscorecards.com  <b>AB 33</b> <b>R 8</b> <b>H 11</b> <b>RBI 8</b> <b>BB 4</b> <b>SO 7</b> <b>LOB 13</b> 			
7 Paul Janish, R (1.6) OBP: 0.300, SLG: 0.321	L8			G6-3		K		G5-3		4	1	2	0	1	0	0				
19 Joey Volto, L (1.3) OBP: 0.400, SLG: 0.526	K			G6-3		K		G5-3		4	1	1	2	0	2	4				
4 Brandon Phillips, R (1.4) OBP: 0.333, SLG: 0.459				G5-3		K		G5-3		4	1	2	1	0	0	0				
27 Scott Rolen, R (1.5) OBP: 0.364, SLG: 0.444	F7			G5-3		K		G5-3		3	1	1	1	1	0	0				
31 Jonny Gomes, R (1.9) OBP: 0.339, SLG: 0.540	G6-3			G5-3		K		G5-3		2	1	0	0	2	0	2				
16 Danell McDonald, R (1.7) OBP: 0.300, SLG: 0.394				G5-3		K		G5-3		4	1	1	0	0	2	3				
37 Corky Miller, R (1.2) OBP: 0.274, SLG: 0.253	F9			G5-3		K		G5-3		4	1	2	3	0	0	2				
38 Kip Wells, R (1.1) OBP: 0.091, SLG: 0.091	SH1-4			G5-3		K		G5-3		2	0	0	0	0	1	1				
52 Daniel Herrera, L (8.1) ERA: 5.64				G5-3		K		G5-3		0	0	0	0	0	0	0				
23 Adam Rosales, R (6. PH) OBP: 0.293, SLG: 0.309				G5-3		K		G5-3		1	0	0	0	0	1	0				
33 Micah Owings, R (9.1) OBP: 0.268, SLG: 0.509				G5-3		K		G5-3		0	0	0	0	0	0	0				
<b>Inning Stats</b>	R: 0 E: 0 K: 1 S: 9	H: 0 LOB: 0 BB: 0 P: 13	R: 0 E: 0 K: 0 S: 8	H: 0 LOB: 0 BB: 0 P: 12	R: 1 E: 0 K: 0 S: 12	H: 2 LOB: 2 BB: 1 P: 19	R: 3 E: 0 K: 2 S: 10	H: 1 LOB: 0 BB: 2 P: 22	R: 1 E: 0 K: 1 S: 12	H: 4 LOB: 2 BB: 0 P: 17	R: 0 E: 0 K: 1 S: 7	H: 1 LOB: 1 BB: 0 P: 10	R: 3 E: 0 K: 1 S: 15	H: 3 LOB: 1 BB: 1 P: 27	R: 0 E: 0 K: 1 S: 8	H: 0 LOB: 0 BB: 0 P: 10	1B: 6 2B: 2 3B: 1 HR: 2	SF: 0 SAC: 1 DP: 0 HBP: 0	WP: 0 PB: 0 SB: 0 CS: 0	PA: 38
<b>PITCHER</b>	IP WLS BF H R ER SO BB IBB HBP BLK WP HR S P ERA WHIP																			
45 Sean West, L (1.1) ERA: 4.85	4.1 L 21 5 5 0 0 3 0 0 0 0 0 0 0 46 77 10.38 1.846																			
51 Cristhian Martinez, R (5.1) ERA: 5.64	0.2 3 2 0 0 0 0 0 0 0 0 0 0 5 6 0.00 3.000																			
64 Tim Wood, R (6.1) ERA: 3.0	2.0 11 4 3 3 2 1 0 0 0 0 0 1 22 37 13.50 2.500																			
23 Andrew Miller, L (8.1) ERA: 4.74	1.0 3 0 0 0 0 1 0 0 0 0 0 0 8 10 0.00 0.000																			







Batter	1	2	3	4	5	6	7	8	9	AB	R	H	RBI	BB	SO	LOB	TOP							
6 Drew Stubbs, R OBP: 0.316, SLG: 0.469	G6-3		7 19 2B		19 2B 27 1B			P4	FC4-6	6	2	2	0	0	1	2	<b>Cincinnati Reds @ Pittsburgh Pirates</b> PNC Park, Pittsburgh, PA Wed Sep 23 2009, 7:05 PM EDT Att: 15,980 - Partly Cloudy - 75 F							
7 Paul Janish, R OBP: 0.299, SLG: 0.313	19 1B 4 G5-3		19 2B 4 1B		L6		G6-3	P6	FC5-4	4	2	0	0	2	0	3								
19 Joey Votto, L OBP: 0.408, SLG: 0.543	4 G5-3		4 1B 27 2B		27 1B 32 1B			K		5	3	4	1	0	1	0								
4 Brandon Phillips, R OBP: 0.334, SLG: 0.456	G5-3		27 1B		27 1B			L5	23 1B 17 FC3	3	1	1	2	1	0	2								
15 Drew Sutton, S OBP: 0.281, SLG: 0.345	1-2 3-H		2-3 3-H		32 1B				HBP	0	1	0	0	0	0	0								
27 Scott Rolen, R OBP: 0.367, SLG: 0.452	P3		SF8-5-6		32 1B 17 G5-3				17 E 37 1B	3	1	2	2	0	0	1								
23 Adam Rosales, R OBP: 0.295, SLG: 0.311					1-2 2-3				37 1B	1	1	1	0	0	0	0								
32 Jay Bruce, L OBP: 0.289, SLG: 0.434	F8				1-3 2-3 3-H				P6	4	0	2	2	1	0	2								
17 Laynce Nix, L OBP: 0.288, SLG: 0.460	F8				1-3 2-3 3-H				FC3	5	1	0	2	0	0	6								
37 Corky Miller, R OBP: 0.280, SLG: 0.253	L7				1-2 2-3 3-H				6 FC4-6 64 1B	4	0	1	2	1	0	2								
34 Homer Bailey, R OBP: 0.267, SLG: 0.269									6 FC4-6	3	0	0	0	0	2	1								
60 Kevin Sikes, L OBP: 0.245, SLG: 0.336										1	0	0	0	0	1	3								
51 Jared Burton, R OBP: 0.245, SLG: 0.336										0	0	0	0	0	0	0								
50 Pedro Viola, R OBP: 0.245, SLG: 0.336										0	0	0	0	0	0	0								
64 Juan Francisco, L OBP: 0.245, SLG: 0.336										1	0	1	1	0	0	0								
58 Ramon Ramirez, R OBP: 0.245, SLG: 0.336										0	0	0	0	0	0	0								
<b>Inning Stats</b>	R: 1 E: 0 K: 0 S: 10	H: 1 LOB: 1 BB: 1 P: 21	R: 0 E: 0 K: 0 S: 5	H: 0 LOB: 0 BB: 0 P: 7	R: 3 E: 0 K: 1 S: 13	H: 3 LOB: 1 BB: 1 P: 21	R: 0 E: 0 K: 1 S: 8	H: 1 LOB: 1 BB: 0 P: 16	R: 4 E: 0 K: 1 S: 17	H: 4 LOB: 1 BB: 1 P: 27	R: 0 E: 0 K: 1 S: 5	H: 0 LOB: 0 BB: 0 P: 8	R: 1 E: 0 K: 1 S: 11	H: 2 LOB: 3 BB: 2 P: 21	R: 0 E: 0 K: 1 S: 9	H: 0 LOB: 0 BB: 0 P: 13	R: 3 E: 1 K: 0 S: 20	H: 3 LOB: 2 BB: 0 P: 29	1B: 12 2B: 3 3B: 0 HR: 0	SF: 1 SAC: 0 DP: 1 HBP: 1	WP: 1 PB: 0 SB: 2 CS: 0	PA: 47		
<b>PITCHER</b>	IP WLS BF H R ER SO BB IBB HBP BLK WP HR S P ERA WHIP	IP WLS BF H R ER SO BB IBB HBP BLK WP HR S P ERA WHIP	IP WLS BF H R ER SO BB IBB HBP BLK WP HR S P ERA WHIP	IP WLS BF H R ER SO BB IBB HBP BLK WP HR S P ERA WHIP	IP WLS BF H R ER SO BB IBB HBP BLK WP HR S P ERA WHIP	IP WLS BF H R ER SO BB IBB HBP BLK WP HR S P ERA WHIP	IP WLS BF H R ER SO BB IBB HBP BLK WP HR S P ERA WHIP	IP WLS BF H R ER SO BB IBB HBP BLK WP HR S P ERA WHIP	IP WLS BF H R ER SO BB IBB HBP BLK WP HR S P ERA WHIP	IP WLS BF H R ER SO BB IBB HBP BLK WP HR S P ERA WHIP	IP WLS BF H R ER SO BB IBB HBP BLK WP HR S P ERA WHIP	IP WLS BF H R ER SO BB IBB HBP BLK WP HR S P ERA WHIP	IP WLS BF H R ER SO BB IBB HBP BLK WP HR S P ERA WHIP	IP WLS BF H R ER SO BB IBB HBP BLK WP HR S P ERA WHIP	IP WLS BF H R ER SO BB IBB HBP BLK WP HR S P ERA WHIP	IP WLS BF H R ER SO BB IBB HBP BLK WP HR S P ERA WHIP	IP WLS BF H R ER SO BB IBB HBP BLK WP HR S P ERA WHIP	IP WLS BF H R ER SO BB IBB HBP BLK WP HR S P ERA WHIP	IP WLS BF H R ER SO BB IBB HBP BLK WP HR S P ERA WHIP	IP WLS BF H R ER SO BB IBB HBP BLK WP HR S P ERA WHIP	IP WLS BF H R ER SO BB IBB HBP BLK WP HR S P ERA WHIP	IP WLS BF H R ER SO BB IBB HBP BLK WP HR S P ERA WHIP	IP WLS BF H R ER SO BB IBB HBP BLK WP HR S P ERA WHIP	IP WLS BF H R ER SO BB IBB HBP BLK WP HR S P ERA WHIP

AB	40
R	12
H	14
RBI	12
BB	5
SO	5
LOB	22



Batter	1	2	3	4	5	6	7	8	9	AB	R	H	RBI	BB	SO	LOB	BOTTOM							
22 Andrew McCutchen, R OBP: 0.354, SLG: 0.472	F7		85 G6-3 46 SF7		85 G6-3 46 SF7			G6-3		4	1	2	0	0	0	0	<b>Cincinnati Reds @ Pittsburgh Pirates</b> PNC Park, Pittsburgh, PA Wed Sep 23 2009, 7:05 PM EDT Att: 15,980 - Partly Cloudy - 75 F							
85 Lastings Milledge, R OBP: 0.335, SLG: 0.512	G4-3		G6-3		G6-3			K		4	0	0	0	0	1	3								
46 Garrett Jones, L OBP: 0.371, SLG: 0.594	P6				SF7			P5		2	1	0	1	1	0	0								
41 Ryan Doumit, S OBP: 0.289, SLG: 0.409	G4-3		41 1B 44 SF7		G3					4	0	2	0	0	0	0								
44 Brandon Moss, L OBP: 0.301, SLG: 0.378	G3		18 1B 5 WP		F8			F8		3	0	0	1	0	0	1								
5 Ronny Cedeno, R OBP: 0.256, SLG: 0.337	G1-3		SF7		G1-3					4	0	0	0	0	1	1								
18 Neil Walker, S OBP: 0.278, SLG: 0.188										2	0	1	0	1	0	0								
54 Denny Bautista, R OBP: 0.256, SLG: 0.337										0	0	0	0	0	0	0								
50 Virgil Vasquez, R OBP: 0.256, SLG: 0.337										0	0	0	0	0	0	0								
23 Robinson Diaz, R OBP: 0.312, SLG: 0.373										1	0	0	0	0	0	0								
36 Luis Alfonso Cruz, R OBP: 0.250, SLG: 0.167	F8		25 FC3-6		25 FC4-6			K		3	0	0	0	1	1	1								
25 Kevin Hart, R OBP: 0.259, SLG: 0.167	FC3-6									2	0	0	0	0	0	4								
32 Phil Dumatrai, R OBP: 0.256, SLG: 0.337										0	0	0	0	0	0	0								
15 Andy LaRoche, R OBP: 0.326, SLG: 0.368	22 2B									1	0	0	0	0	0	0								
<b>Inning Stats</b>	R: 0 E: 0 K: 0 S: 8	H: 0 LOB: 0 BB: 0 P: 13	R: 0 E: 0 K: 0 S: 8	H: 0 LOB: 0 BB: 0 P: 14	R: 0 E: 0 K: 0 S: 10	H: 1 LOB: 2 BB: 1 P: 18	R: 1 E: 0 K: 0 S: 17	H: 2 LOB: 3 BB: 2 P: 30	R: 1 E: 0 K: 0 S: 9	H: 1 LOB: 0 BB: 0 P: 12	R: 0 E: 0 K: 0 S: 6	H: 0 LOB: 0 BB: 0 P: 8	R: 0 E: 0 K: 1 S: 8	H: 0 LOB: 0 BB: 0 P: 9	R: 0 E: 0 K: 1 S: 10	H: 1 LOB: 1 BB: 0 P: 15	R: 0 E: 0 K: 1 S: 12	H: 0 LOB: 0 BB: 0 P: 15	1B: 3 2B: 2 3B: 0 HR: 0	SF: 2 SAC: 0 DP: 0 HBP: 0	WP: 1 PB: 0 SB: 0 CS: 0	PA: 35		
<b>PITCHER</b>	IP WLS BF H R ER SO BB IBB HBP BLK WP HR S P ERA WHIP	IP WLS BF H R ER SO BB IBB HBP BLK WP HR S P ERA WHIP	IP WLS BF H R ER SO BB IBB HBP BLK WP HR S P ERA WHIP	IP WLS BF H R ER SO BB IBB HBP BLK WP HR S P ERA WHIP	IP WLS BF H R ER SO BB IBB HBP BLK WP HR S P ERA WHIP	IP WLS BF H R ER SO BB IBB HBP BLK WP HR S P ERA WHIP	IP WLS BF H R ER SO BB IBB HBP BLK WP HR S P ERA WHIP	IP WLS BF H R ER SO BB IBB HBP BLK WP HR S P ERA WHIP	IP WLS BF H R ER SO BB IBB HBP BLK WP HR S P ERA WHIP	IP WLS BF H R ER SO BB IBB HBP BLK WP HR S P ERA WHIP	IP WLS BF H R ER SO BB IBB HBP BLK WP HR S P ERA WHIP	IP WLS BF H R ER SO BB IBB HBP BLK WP HR S P ERA WHIP	IP WLS BF H R ER SO BB IBB HBP BLK WP HR S P ERA WHIP	IP WLS BF H R ER SO BB IBB HBP BLK WP HR S P ERA WHIP	IP WLS BF H R ER SO BB IBB HBP BLK WP HR S P ERA WHIP	IP WLS BF H R ER SO BB IBB HBP BLK WP HR S P ERA WHIP	IP WLS BF H R ER SO BB IBB HBP BLK WP HR S P ERA WHIP	IP WLS BF H R ER SO BB IBB HBP BLK WP HR S P ERA WHIP	IP WLS BF H R ER SO BB IBB HBP BLK WP HR S P ERA WHIP	IP WLS BF H R ER SO BB IBB HBP BLK WP HR S P ERA WHIP	IP WLS BF H R ER SO BB IBB HBP BLK WP HR S P ERA WHIP	IP WLS BF H R ER SO BB IBB HBP BLK WP HR S P ERA WHIP	IP WLS BF H R ER SO BB IBB HBP BLK WP HR S P ERA WHIP	IP WLS BF H R ER SO BB IBB HBP BLK WP HR S P ERA WHIP

AB	30
R	2
H	5
RBI	2
BB	3
SO	3
LOB	10













Batter	1	2	3	4	5	6	7	8	9	AB	R	H	RBI	BB	SO	LOB	TOP											
6 Drew Stubbs, R OBP: 0.314, SLG: 0.452										4	0	0	0	1	2	1												
7 Paul Janish, R OBP: 0.300, SLG: 0.311										5	0	0	0	0	1	2												
19 Joey Votto, L OBP: 0.471, SLG: 0.560										4	3	3	0	1	0	0												
4 Brandon Phillips, R OBP: 0.333, SLG: 0.451										5	1	1	0	0	0	3												
32 Jay Bruce, L OBP: 0.299, SLG: 0.460										3	3	2	3	2	0	0												
64 Juan Francisco, L OBP: 0.474, SLG: 0.611										5	1	2	2	0	2	2												
17 Laynce Nix, L OBP: 0.291, SLG: 0.470										2	2	1	3	1	1	0												
37 Corky Miller, R OBP: 0.288, SLG: 0.275										4	0	2	2	0	1	1												
62 Justin Lehr, R OBP: 0.143, SLG: 0.150										3	0	0	0	0	1	2												
<b>Inning Stats</b>	R: 0 E: 0 K: 0 S: 9	H: 1 LOB: 1 BB: 0 P: 12	R: 2 E: 0 K: 0 S: 13	H: 3 LOB: 2 BB: 1 P: 22	R: 3 E: 0 K: 0 S: 10	H: 2 LOB: 2 BB: 2 P: 20	R: 0 E: 0 K: 3 S: 12	H: 0 LOB: 0 BB: 0 P: 18	R: 3 E: 0 K: 0 S: 14	H: 3 LOB: 1 BB: 1 P: 24	R: 0 E: 0 K: 0 S: 7	H: 0 LOB: 0 BB: 1 P: 11	R: 0 E: 0 K: 1 S: 7	H: 0 LOB: 0 BB: 1 P: 13	R: 0 E: 0 K: 3 S: 10	H: 1 LOB: 0 BB: 0 P: 13	R: 2 E: 0 K: 1 S: 15	H: 2 LOB: 0 BB: 0 P: 21	1B: 4 2B: 6 3B: 0 HR: 2	SF: 1 SAC: 0 DP: 1 HBP: 0	WP: 0 PB: 0 SB: 0 CS: 1	PA: 42						
<b>PITCHER</b>	IP	WLS	BF	H	R	ER	SO	BB	IBB	HBP	BLK	WP	HR	S	P	ERA	WHIP											
52 Felipe Paulino, R ERA: 6.51	5.0	L	27	9	8	8	3	3	1	0	0	0	0	1	58	96	14.40	2.400										
26 Doug Brocail, R ERA: 2.97	1.0		3	0	0	0	0	0	0	0	0	0	0	7	11	0.00	0.000											
48 Tim Byrdak, L ERA: 3.18	1.0		3	0	0	0	1	1	0	0	0	0	0	7	13	0.00	1.000											
63 Sammy Gervacio, R ERA: 2.08	1.0		4	1	0	0	3	0	0	0	0	0	0	10	13	0.00	1.000											
47 Jeff Fulchino, R ERA: 3.45	1.0		5	2	2	2	1	0	0	0	0	0	1	15	21	18.00	2.000											

**Cincinnati Reds @ Houston Astros**  
Minute Maid Park, Houston, TX  
Sat Sep 26 2009, 6:05 PM CDT  
Att: 39,476 - Roof Closed - 73 F

AB 36  
R 10  
H 12  
RBI 10  
BB 5  
SO 8  
LOB 11

Batter	1	2	3	4	5	6	7	8	9	AB	R	H	RBI	BB	SO	LOB	BOTTOM											
21 Michael Bourn, L OBP: 0.360, SLG: 0.389										3	1	1	0	1	1	1												
10 Miguel Tejada, R OBP: 0.336, SLG: 0.449										4	1	4	2	0	0	0												
17 Lance Berkman, S OBP: 0.397, SLG: 0.509										3	0	1	0	1	0	3												
45 Carlos Lee, R OBP: 0.347, SLG: 0.495										4	0	0	0	0	1	5												
27 Geoff Blum, S OBP: 0.313, SLG: 0.374										4	0	0	0	0	2	3												
9 Hunter Pence, R OBP: 0.346, SLG: 0.478										4	1	1	1	0	1	2												
3 Kazuo Matsui, S OBP: 0.301, SLG: 0.358										4	0	0	0	0	1	0												
55 Humberto Quintero, R OBP: 0.288, SLG: 0.370										1	0	0	0	0	0	0												
2 Darrin Erstad, L OBP: 0.271, SLG: 0.333										1	0	0	0	0	0	0												
41 Chris Coste, R OBP: 0.303, SLG: 0.319										1	0	0	0	0	0	0												
52 Felipe Paulino, R ERA: 5.46	5.0	W	22	6	4	4	4	2	0	1	0	0	0	0	14	23	0.00	0.750										
33 Micah Owings, R ERA: 5.15	1.1		5	0	0	0	0	1	0	0	0	0	0	0	3	6	0.00	0.000										
52 Daniel Herrera, L ERA: 2.97	0.2		1	0	0	0	1	0	0	0	0	0	0	0	3	6	0.00	0.000										
40 Nick Masset, R ERA: 2.49	1.0		5	2	0	0	1	0	0	0	0	0	0	11	13	0.00	2.000											
51 Jared Burton, R ERA: 4.69	1.0		3	0	0	0	1	0	0	0	0	0	0	6	10	0.00	0.000											
<b>Inning Stats</b>	R: 0 E: 0 K: 0 S: 8	H: 2 LOB: 1 BB: 0 P: 17	R: 1 E: 0 K: 2 S: 14	H: 1 LOB: 1 BB: 0 P: 22	R: 1 E: 0 K: 1 S: 9	H: 1 LOB: 1 BB: 1 P: 17	R: 0 E: 0 K: 1 S: 6	H: 0 LOB: 0 BB: 0 P: 11	R: 2 E: 0 K: 0 S: 7	H: 2 LOB: 0 BB: 1 P: 13	R: 0 E: 0 K: 0 S: 9	H: 0 LOB: 0 BB: 0 P: 12	R: 0 E: 0 K: 1 S: 8	H: 0 LOB: 1 BB: 1 P: 17	R: 0 E: 0 K: 1 S: 11	H: 2 LOB: 2 BB: 0 P: 13	R: 0 E: 0 K: 1 S: 6	H: 0 LOB: 0 BB: 0 P: 10	1B: 6 2B: 1 3B: 0 HR: 2	SF: 0 SAC: 0 DP: 3 HBP: 1	WP: 0 PB: 0 SB: 1 CS: 1	PA: 36						
<b>PITCHER</b>	IP	WLS	BF	H	R	ER	SO	BB	IBB	HBP	BLK	WP	HR	S	P	ERA	WHIP											
62 Justin Lehr, R ERA: 5.46	5.0		22	6	4	4	4	2	0	1	0	0	0	0	14	23	0.00	0.750										
33 Micah Owings, R ERA: 5.15	1.1		5	0	0	0	0	1	0	0	0	0	0	0	3	6	0.00	0.000										
52 Daniel Herrera, L ERA: 2.97	0.2		1	0	0	0	1	0	0	0	0	0	0	0	3	6	0.00	0.000										
40 Nick Masset, R ERA: 2.49	1.0		5	2	0	0	1	0	0	0	0	0	0	11	13	0.00	2.000											
51 Jared Burton, R ERA: 4.69	1.0		3	0	0	0	1	0	0	0	0	0	0	6	10	0.00	0.000											

**Cincinnati Reds @ Houston Astros**  
Minute Maid Park, Houston, TX  
Sat Sep 26 2009, 6:05 PM CDT  
Att: 39,476 - Roof Closed - 73 F

AB 32  
R 4  
H 8  
RBI 3  
BB 3  
SO 7  
LOB 15







Batter	1	2	3	4	5	6	7	8	9	AB	R	H	RBI	BB	SO	LOB	TOP										
55 Skip Schumaker, L OBP: 0.365, SLG: 0.394 19 Matt Paganzzi, R	F7		K		5 SF8 12 1B BB		1B		BB	3	0	1	0	1	1	1	<b>St. Louis Cardinals @ Cincinnati Reds</b> Great American Ball Park, Cincinnati, OH Tue Sep 29 2009, 7:10 PM EDT Att: 12,026 - Overcast - 58 F <a href="http://livebaseballscorecards.com">livebaseballscorecards.com</a>										
12 Julio Lugo, R OBP: 0.348, SLG: 0.410	G5-3		P4		1B		G5-3		F8	5	0	1	0	0	0	3											
5 Albert Pujols, R OBP: 0.445, SLG: 0.668 41 Mitchell Boggs, R OBP: 0.071, SLG: 0.143	1B			F7	SF8			P4		3	0	1	1	0	0	0											
15 Matt Holliday, R OBP: 0.391, SLG: 0.519 27 Tyler Greene, R OBP: 0.257, SLG: 0.318	K			G1-3	28 1B		G4-3			4	0	2	0	0	1	3											
28 Colby Rasmus, L OBP: 0.306, SLG: 0.414	F7			G1-3	47 1B		G1-6-3		F8	4	0	1	0	0	0	1											
47 Ryan Ludwick, R OBP: 0.331, SLG: 0.453	K			G1-3			P3		F7	4	0	0	0	0	1	3											
7 Mark DeRosa, R OBP: 0.321, SLG: 0.438	F7			K			K		G6-3	4	0	0	0	0	2	2											
21 Jason LaRue, R OBP: 0.304, SLG: 0.347 22 Joe Thurston, L OBP: 0.318, SLG: 0.335 37 Todd Wellemeyer, R OBP: 0.128, SLG: 0.128 23 David Freese, R OBP: 0.259, SLG: 0.417					12 1B 5 SF8 55 BB 1B		F7		HR	2	1	2	0	0	0	0											
35 Joel Pineiro, R OBP: 0.191, SLG: 0.172 8 Troy Claus, R OBP: 0.200, SLG: 0.211	K			K			F9		F7	2	0	0	0	0	2	2											
<b>Inning Stats</b>	R: 0 E: 0 K: 10 S: 10	H: 1 LOB: 1 BB: 0 P: 11	R: 0 E: 0 K: 10 S: 10	H: 0 LOB: 0 BB: 0 P: 13	R: 0 E: 0 K: 2 S: 14	H: 1 LOB: 1 BB: 0 P: 20	R: 0 E: 0 K: 1 S: 10	H: 2 LOB: 2 BB: 0 P: 17	R: 1 E: 0 K: 1 S: 15	H: 2 LOB: 2 BB: 1 P: 27	R: 0 E: 0 K: 1 S: 7	H: 0 LOB: 0 BB: 0 P: 9	R: 0 E: 0 K: 0 S: 6	H: 1 LOB: 1 BB: 0 P: 11	R: 0 E: 0 K: 0 S: 13	H: 1 LOB: 1 BB: 0 P: 19		R: 1 E: 0 K: 10 S: 10	H: 1 LOB: 1 BB: 1 P: 20	1B: 7 2B: 1 3B: 0 HR: 1	SF: 1 2B: 1 3B: 0 HBP: 0	WP: 0 PB: 0 SB: 1 CS: 0	PA: 38				
<b>PITCHER</b>	IP	WLS	BF	H	R	ER	SO	BB	IBB	HBP	BLK	WP	HR	S	P	ERA	WHIP										
34 Homer Bailey, R ERA: 4.78	7.0	W	29	7	1	1	7	1	0	0	0	0	0	72	108	1.29	1.143										
51 Jared Burton, R ERA: 4.51	1.0		4	1	0	0	0	0	0	0	0	0	0	13	19	0.00	1.000										
58 Ramon Ramirez, R ERA: 4.35	1.0		5	1	1	1	0	1	0	0	0	0	1	10	20	9.00	2.000										

Batter	1	2	3	4	5	6	7	8	9	AB	R	H	RBI	BB	SO	LOB	BOTTOM										
3 Willy Taveras, R OBP: 0.275, SLG: 0.285	P6	G1-3			7 HBP 1B		P2			4	0	1	0	0	0	1	<b>St. Louis Cardinals @ Cincinnati Reds</b> Great American Ball Park, Cincinnati, OH Tue Sep 29 2009, 7:10 PM EDT Att: 12,026 - Overcast - 58 F <a href="http://livebaseballscorecards.com">livebaseballscorecards.com</a>										
7 Paul Janish, R OBP: 0.299, SLG: 0.306	P3		G6-3		19 G4-6-3 HBP		G6-3			3	0	0	0	0	0	0											
19 Joey Volto, L OBP: 0.410, SLG: 0.562	L7		HR		G4-6-3					3	1	1	1	1	0	2											
4 Brandon Phillips, R OBP: 0.333, SLG: 0.454		27 HR 32 BB 1B	G5-3				F8			4	2	2	0	0	0	1											
27 Scott Rolen, R OBP: 0.366, SLG: 0.447		32 HR BB	F7				G6-3			3	2	1	1	1	0	0											
32 Jay Bruce, L OBP: 0.301, SLG: 0.477		HR		F7			HR			4	2	2	5	0	0	0											
25 Wladimir Balentien, R OBP: 0.306, SLG: 0.375	G5-3			G6-3			G6-3		F9	4	0	0	0	0	0	0											
55 Ramon Hernandez, R OBP: 0.330, SLG: 0.354	G4-3			G3-1			L7			3	0	0	0	0	0	0											
34 Homer Bailey, R OBP: 0.083, SLG: 0.083 51 Jared Burton, R 58 Ramon Ramirez, R				G5-3			K			3	0	1	0	0	1	0											
<b>Inning Stats</b>	R: 0 E: 0 K: 0 S: 4	H: 0 LOB: 0 BB: 0 P: 6	R: 3 E: 0 K: 0 S: 14	H: 3 LOB: 1 BB: 1 P: 26	R: 1 E: 0 K: 0 S: 9	H: 1 LOB: 0 BB: 0 P: 17	R: 0 E: 0 K: 0 S: 6	H: 0 LOB: 0 BB: 0 P: 9	R: 0 E: 0 K: 1 S: 6	H: 3 LOB: 1 BB: 0 P: 9	R: 3 E: 0 K: 1 S: 16	H: 3 LOB: 0 BB: 0 P: 21	R: 0 E: 0 K: 0 S: 8	H: 0 LOB: 1 BB: 1 P: 19	R: 0 E: 0 K: 0 S: 8	H: 0 LOB: 0 BB: 0 P: 11		R: 0 E: 0 K: 0 S: 8	H: 0 LOB: 0 BB: 0 P: 11	1B: 4 2B: 0 3B: 1 HR: 3	SF: 0 2B: 0 3B: 0 HBP: 1	WP: 0 PB: 0 SB: 0 CS: 0	PA: 34				
<b>PITCHER</b>	IP	WLS	BF	H	R	ER	SO	BB	IBB	HBP	BLK	WP	HR	S	P	ERA	WHIP										
35 Joel Pineiro, R ERA: 3.44	6.0	L	27	8	7	7	1	1	0	1	0	0	0	8	88	10.50	1.500										
37 Todd Wellemeyer, R ERA: 5.79	1.0		4	0	0	0	0	1	0	0	0	0	0	8	19	0.00	1.000										
41 Mitchell Boggs, R ERA: 4.29	1.0		3	0	0	0	0	0	0	0	0	0	0	8	11	0.00	0.000										











Batter	1	2	3	4	5	6	7	8	9	AB	R	H	RBI	BB	SO	LOB	TOP										
22 Andrew McCutchen, R OBP: 0.358, SLG: 0.471										3	1	1	0	1	2	0											
15 Andy LaRoche, R OBP: 0.334, SLG: 0.404										3	0	2	2	1	0	0											
46 Garrett Jones, L OBP: 0.370, SLG: 0.573										4	0	0	0	0	0	2											
41 Ryan Doumit, S OBP: 0.299, SLG: 0.414										4	0	0	0	0	2	2											
85 Lastings Milledge, R OBP: 0.331, SLG: 0.383										4	1	2	1	0	0	0											
44 Brandon Moss, L OBP: 0.296, SLG: 0.364										3	0	0	0	0	1	1											
24 Delwyn Young, S OBP: 0.324, SLG: 0.372										3	0	0	0	0	1	1											
5 Ramón Vázquez, L OBP: 0.338, SLG: 0.281										3	0	0	0	0	3	1											
34 Daniel McCutchen, R OBP: 0.167, SLG: 0.091										1	1	0	0	1	1	0											
43 Jesse Chavez, R OBP: 0.301, SLG: 0.352										0	0	0	0	0	0	0											
23 Robinson Diaz, R OBP: 0.301, SLG: 0.352										1	0	0	0	0	0	0											
52 Joel Hanrahan, R OBP: 0.283, SLG: 0.269										0	0	0	0	0	0	0											
55 Matt Capps, R OBP: 0.283, SLG: 0.269										0	0	0	0	0	0	0											
<b>Inning Stats</b>	R: 0 E: 0 K: 0 S: 11	H: 0 LOB: 1 BB: 2 P: 25	R: 0 E: 0 K: 2 S: 17	H: 1 LOB: 1 BB: 0 P: 24	R: 2 E: 0 K: 0 S: 9	H: 2 LOB: 0 BB: 1 P: 16	R: 1 E: 0 K: 1 S: 12	H: 1 LOB: 0 BB: 0 P: 17	R: 0 E: 0 K: 2 S: 8	H: 0 LOB: 0 BB: 0 P: 9	R: 0 E: 0 K: 1 S: 11	H: 0 LOB: 0 BB: 0 P: 18	R: 0 E: 0 K: 2 S: 8	H: 0 LOB: 0 BB: 0 P: 10	R: 0 E: 0 K: 1 S: 7	H: 1 LOB: 1 BB: 0 P: 10	R: 0 E: 0 K: 1 S: 5	H: 0 LOB: 0 BB: 0 P: 6	1B: 3 2B: 2 HR: 1	SF: 0 SAC: 0 DP: 1 HBP: 0	WP: 0 PB: 0 SB: 2 CS: 0	PA: 32					
<b>PITCHER</b>	IP	WLS	BF	H	R	ER	SO	BB	IBB	HBP	BLK	WP	HR	S	P	ERA	WHIP										
62 Justin Lehr, R ERA: 5.37	6.0	L	23	4	3	3	6	3	0	0	0	0	1	68	109	4.50	1.167										
50 Pedro Viola, L ERA: 5.14	1.0		3	0	0	0	2	0	0	0	0	0	0	8	10	0.00	0.000										
51 Jared Burton, R ERA: 4.53	1.0		3	1	0	0	1	0	0	0	0	0	0	7	10	0.00	1.000										
40 Nick Masset, R ERA: 2.41	1.0		3	0	0	0	1	0	0	0	0	0	0	5	6	0.00	0.000										
<b>Batter</b>	<b>1</b>	<b>2</b>	<b>3</b>	<b>4</b>	<b>5</b>	<b>6</b>	<b>7</b>	<b>8</b>	<b>9</b>	<b>AB</b>	<b>R</b>	<b>H</b>	<b>RBI</b>	<b>BB</b>	<b>SO</b>	<b>LOB</b>	<b>BOTTOM</b>										
6 Drew Stubbs, R OBP: 0.312, SLG: 0.439										4	0	1	0	0	1	1											
7 Paul Janish, R OBP: 0.296, SLG: 0.311										4	0	1	0	0	0	1											
19 Joey Volto, L OBP: 0.406, SLG: 0.556										4	0	1	0	0	0	2											
4 Brandon Phillips, R OBP: 0.329, SLG: 0.445										4	0	0	0	0	3	2											
27 Scott Rolen, R OBP: 0.368, SLG: 0.447										3	0	0	0	1	0	1											
32 Jay Bruce, L OBP: 0.302, SLG: 0.471										3	0	1	0	1	1	1											
25 Vladimir Balentien, R OBP: 0.305, SLG: 0.385										4	1	1	1	0	2	3											
30 Craig Tatum, R OBP: 0.250, SLG: 0.221										2	0	0	0	0	0	1											
17 Laynce Nix, L OBP: 0.291, SLG: 0.475										0	0	0	0	1	0	0											
51 Jared Burton, R OBP: 0.283, SLG: 0.269										0	0	0	0	0	0	0											
40 Nick Masset, R OBP: 0.343, SLG: 0.387										1	0	0	0	0	0	1											
62 Justin Lehr, R OBP: 0.130, SLG: 0.136										2	0	0	0	0	1	0											
50 Pedro Viola, R OBP: 0.478, SLG: 0.550										0	0	0	0	0	0	0											
64 Juan Francisco, L OBP: 0.283, SLG: 0.269										1	0	0	0	0	0	1											
37 Corky Miller, R OBP: 0.283, SLG: 0.269										0	0	0	0	0	0	0											
<b>Inning Stats</b>	R: 0 E: 0 K: 1 S: 9	H: 1 LOB: 1 BB: 0 P: 13	R: 0 E: 0 K: 0 S: 9	H: 0 LOB: 1 BB: 1 P: 18	R: 0 E: 0 K: 0 S: 12	H: 1 LOB: 1 BB: 0 P: 15	R: 0 E: 0 K: 1 S: 9	H: 0 LOB: 1 BB: 1 P: 16	R: 0 E: 0 K: 1 S: 6	H: 0 LOB: 0 BB: 0 P: 9	R: 0 E: 0 K: 1 S: 14	H: 1 LOB: 1 BB: 0 P: 18	R: 1 E: 0 K: 2 S: 12	H: 1 LOB: 1 BB: 1 P: 22	R: 0 E: 0 K: 1 S: 7	H: 0 LOB: 0 BB: 0 P: 13	R: 0 E: 0 K: 1 S: 9	H: 1 LOB: 1 BB: 0 P: 14	1B: 1 2B: 3 HR: 1	SF: 0 SAC: 0 DP: 0 HBP: 0	WP: 0 PB: 0 SB: 0 CS: 0	PA: 35					
<b>PITCHER</b>	IP	WLS	BF	H	R	ER	SO	BB	IBB	HBP	BLK	WP	HR	S	P	ERA	WHIP										
34 Daniel McCutchen, R ERA: 4.21	6.1	W	25	4	1	1	5	2	0	0	0	0	1	64	96	1.42	0.947										
43 Jesse Chavez, R ERA: 4.01	0.2	H	3	0	0	0	1	1	0	0	0	0	0	7	15	0.00	1.500										
52 Joel Hanrahan, R ERA: 4.78	1.0	H	3	0	0	0	1	0	0	0	0	0	0	7	13	0.00	0.000										
55 Matt Capps, R ERA: 5.8	1.0	S	4	1	0	0	1	0	0	0	0	0	0	9	14	0.00	1.000										

Pittsburgh Pirates @ Cincinnati Reds  
Great American Ball Park, Cincinnati, OH

AB 29  
R 3  
H 5  
RBI 3  
BB 3  
SO 10  
LOB 7



Pittsburgh Pirates @ Cincinnati Reds  
Great American Ball Park, Cincinnati, OH

AB 32  
R 1  
H 5  
RBI 1  
BB 3  
SO 8  
LOB 14



Fri Oct 02 2009, 7:10 PM EDT  
Att: 16,288 - Clear - 63 F

livebaseballscorecards.com

livebaseballscorecards.com



Batter	1	2	3	4	5	6	7	8	9	AB	R	H	RBI	BB	SO	LOB	TOP		
22 Andrew McCutchen, R OBP: 0.361, SLG: 0.470	4-1 15 2B BB	1-0 P6			2-2 15 FC6-4 1B		4-2 15 S BB		3-2 K	3	1	1	0	2	1	0			
15 Andy LaRoche, R OBP: 0.333, SLG: 0.405	2-1 24 1B 2B		1-0 G1-3		2-2 FC6-4		1-2 F7			4	0	1	1	0	0	2			
46 Garrett Jones, L OBP: 0.371, SLG: 0.571	3-2 F8		1-0 G3			1-1 24 HR 1B	4-2 BB			3	1	1	0	1	0	1			
85 Lastings Milledge, R OBP: 0.326, SLG: 0.377	2-2 L8		0-1 G4-3			0-1 L8	1-2 G3-1			4	0	0	0	0	0	4			
44 Brandon Moss, L OBP: 0.300, SLG: 0.363	4-2 24 1B BB			4-1 35 CS BB				0-1 F8		1	1	0	0	3	0	0			
24 Delwyn Young, S OBP: 0.322, SLG: 0.385	1-0 P6			0-1 P6		1-2 24 HR	2-2 35 G5-4-3 1B			4	1	3	3	0	0	1			
35 Jason Jaramillo, S OBP: 0.309, SLG: 0.364	0-3 K			3-3 K		3-3 K	1-2 G5-4-3			4	0	0	0	0	3	5			
5 Ramon Vazquez, L OBP: 0.309, SLG: 0.276		1-3 K		0-1 G5-3		3-3 K		0-1 G4-3		4	0	0	0	0	2	0			
57 Zach Duke, L ERA: 4.41		0-1 G6-3		0-3 K		1-2 F8		2-2 P4		2	0	0	0	0	0	1			
34 Chris Bootcheck, R ERA: 4.08										0	0	0	0	0	0	0			
18 Neil Walker, S OBP: 0.299, SLG: 0.229										1	0	0	0	0	0	0			
58 Steven Jackson, R ERA: 3.15										0	0	0	0	0	0	0			
61 Anthony Claggett, S ERA: 3.15										0	0	0	0	0	0	0			
51 Steve Pearce, R OBP: 0.320, SLG: 0.334										1	0	0	0	0	0	0			
<b>Inning Stats</b>	R: 1 H: 2 E: 0 K: 1 S: 16	L: 2 LOB: 3 BB: 2 P: 32	R: 0 H: 0 E: 0 K: 1 S: 7	H: 0 LOB: 0 BB: 0 P: 9	R: 0 H: 0 E: 0 K: 0 S: 4	H: 0 LOB: 0 BB: 0 P: 6	R: 0 H: 1 E: 0 K: 1 S: 15	H: 1 LOB: 1 BB: 0 P: 19	R: 3 H: 2 E: 0 K: 2 S: 18	H: 2 LOB: 2 BB: 2 P: 30	R: 0 H: 0 E: 0 K: 0 S: 15	H: 0 LOB: 2 BB: 2 P: 26	R: 0 H: 1 E: 0 K: 0 S: 6	H: 1 LOB: 1 BB: 0 P: 9	R: 0 H: 0 E: 0 K: 1 S: 8	H: 0 LOB: 0 BB: 0 P: 13	1B: 4 2B: 1 3B: 0 HR: 1	SF: 0 SAC: 0 DP: 1 HBP: 0	WP: 0 PA: 37 PB: 0 SB: 1 CS: 1
<b>PITCHER</b>	IP WLS BF H R ER SO BB IBB HBP BLK WP HR S P ERA WHIP	IP WLS BF H R ER SO BB IBB HBP BLK WP HR S P ERA WHIP	IP WLS BF H R ER SO BB IBB HBP BLK WP HR S P ERA WHIP	IP WLS BF H R ER SO BB IBB HBP BLK WP HR S P ERA WHIP	IP WLS BF H R ER SO BB IBB HBP BLK WP HR S P ERA WHIP	IP WLS BF H R ER SO BB IBB HBP BLK WP HR S P ERA WHIP	IP WLS BF H R ER SO BB IBB HBP BLK WP HR S P ERA WHIP	IP WLS BF H R ER SO BB IBB HBP BLK WP HR S P ERA WHIP	IP WLS BF H R ER SO BB IBB HBP BLK WP HR S P ERA WHIP	IP WLS BF H R ER SO BB IBB HBP BLK WP HR S P ERA WHIP	IP WLS BF H R ER SO BB IBB HBP BLK WP HR S P ERA WHIP	IP WLS BF H R ER SO BB IBB HBP BLK WP HR S P ERA WHIP	IP WLS BF H R ER SO BB IBB HBP BLK WP HR S P ERA WHIP	IP WLS BF H R ER SO BB IBB HBP BLK WP HR S P ERA WHIP	IP WLS BF H R ER SO BB IBB HBP BLK WP HR S P ERA WHIP	IP WLS BF H R ER SO BB IBB HBP BLK WP HR S P ERA WHIP	IP WLS BF H R ER SO BB IBB HBP BLK WP HR S P ERA WHIP	IP WLS BF H R ER SO BB IBB HBP BLK WP HR S P ERA WHIP	

Pittsburgh Pirates @ Cincinnati Reds  
Great American Ball Park, Cincinnati, OH

Sat Oct 03 2009, 7:10 PM EDT  
Att: 24,539 - Cloudy - 58 F

AB 31  
R 4  
H 6  
RBI 4  
BB 6  
SO 7  
LOB 13



Batter	1	2	3	4	5	6	7	8	9	AB	R	H	RBI	BB	SO	LOB	BOTTOM		
6 Drew Stubbs, R OBP: 0.311, SLG: 0.432	2-2 F9	4-1 BB		1-1 F7		0-0 SH5-3		1-2 G5-3		3	0	0	0	1	0	1			
7 Paul Janish, R OBP: 0.296, SLG: 0.307	3-2 G5-6-3	1-0 F8		4-1 19 2B BB		2-3 SH1		2-2 L5		3	1	0	1	1	0	3			
19 Joey Volto, L OBP: 0.410, SLG: 0.566	4-2 BB		0-1 G4-3	3-1 2B		3-H BB		0-0 HR		3	1	2	3	2	0	0			
4 Brandon Phillips, R OBP: 0.328, SLG: 0.443	0-0 G4-3		1-1 G5-3		0-0 G3-1		0-3 K	0-2 1B		5	0	1	0	0	1	3			
27 Scott Rolen, R OBP: 0.368, SLG: 0.451		4-2 16 2B BB	0-0 HR		2-3 K		0-0 P2	1-1 G5-3		4	2	1	1	1	1	1			
31 Jonny Gomes, R OBP: 0.336, SLG: 0.541	2-3 K		0-2 G5-3		1-0 2B		2-2 29 BB 1B			3	0	1	0	0	1	1			
32 Jay Bruce, L OBP: 0.304, SLG: 0.472										1	0	1	0	0	0	0			
16 Danell McDonald, R OBP: 0.306, SLG: 0.400	1-0 47 SH5-4 2B			1-0 55 1B 47 PB 1B		0-2 F9		0-0 F8		4	1	2	1	0	0	2			
55 Ramon Hernandez, R OBP: 0.336, SLG: 0.382	4-2 2B			0-0 1B						2	1	2	0	1	0	0			
3 Willy Taveras, R OBP: 0.275, SLG: 0.285				4-1 47 SH5-4 1B						0	1	0	0	0	0	0			
29 Ryan Hanigan, R OBP: 0.362, SLG: 0.332				1-3 19 2B 1B						0	0	0	0	1	0	0			
47 Johnny Cueto, R OBP: 0.194, SLG: 0.150				1-0 1B						0	0	0	0	0	0	0			
64 Justin Franciosi, L OBP: 0.205, SLG: 0.189				0-0 1B						1	1	1	0	0	0	0			
51 Jared Burton, R ERA: 4.08				1-3 2B						1	0	0	0	0	0	0			
52 Daniel Herrera, L ERA: 3.15				1-3 2B						1	0	0	0	0	0	0			
40 Nick Masset, R ERA: 2.37				1-3 2B						0	0	0	0	0	0	0			
48 Francisco Cordero, R ERA: 2.16				1-3 2B						0	0	0	0	0	0	0			
<b>Inning Stats</b>	R: 0 H: 0 E: 0 K: 0 S: 11	H: 0 LOB: 1 BB: 1 P: 20	R: 1 H: 1 E: 0 K: 1 S: 13	H: 1 LOB: 3 BB: 3 P: 29	R: 1 H: 1 E: 0 K: 0 S: 8	H: 1 LOB: 0 BB: 0 P: 9	R: 3 H: 3 E: 0 K: 0 S: 8	H: 3 LOB: 1 BB: 1 P: 18	R: 0 H: 1 E: 0 K: 1 S: 8	H: 1 LOB: 1 BB: 0 P: 11	R: 2 H: 2 E: 0 K: 1 S: 13	H: 2 LOB: 2 BB: 1 P: 21	R: 0 H: 1 E: 0 K: 1 S: 9	H: 1 LOB: 2 BB: 1 P: 18	R: 1 H: 2 E: 0 K: 0 S: 15	H: 2 LOB: 1 BB: 0 P: 19	1B: 4 2B: 5 3B: 0 HR: 2	SF: 0 SAC: 4 DP: 0 HBP: 0	WP: 0 PA: 41 PB: 1 SB: 0 CS: 0
<b>PITCHER</b>	IP WLS BF H R ER SO BB IBB HBP BLK WP HR S P ERA WHIP	IP WLS BF H R ER SO BB IBB HBP BLK WP HR S P ERA WHIP	IP WLS BF H R ER SO BB IBB HBP BLK WP HR S P ERA WHIP	IP WLS BF H R ER SO BB IBB HBP BLK WP HR S P ERA WHIP	IP WLS BF H R ER SO BB IBB HBP BLK WP HR S P ERA WHIP	IP WLS BF H R ER SO BB IBB HBP BLK WP HR S P ERA WHIP	IP WLS BF H R ER SO BB IBB HBP BLK WP HR S P ERA WHIP	IP WLS BF H R ER SO BB IBB HBP BLK WP HR S P ERA WHIP	IP WLS BF H R ER SO BB IBB HBP BLK WP HR S P ERA WHIP	IP WLS BF H R ER SO BB IBB HBP BLK WP HR S P ERA WHIP	IP WLS BF H R ER SO BB IBB HBP BLK WP HR S P ERA WHIP	IP WLS BF H R ER SO BB IBB HBP BLK WP HR S P ERA WHIP	IP WLS BF H R ER SO BB IBB HBP BLK WP HR S P ERA WHIP	IP WLS BF H R ER SO BB IBB HBP BLK WP HR S P ERA WHIP	IP WLS BF H R ER SO BB IBB HBP BLK WP HR S P ERA WHIP	IP WLS BF H R ER SO BB IBB HBP BLK WP HR S P ERA WHIP	IP WLS BF H R ER SO BB IBB HBP BLK WP HR S P ERA WHIP	IP WLS BF H R ER SO BB IBB HBP BLK WP HR S P ERA WHIP	

Pittsburgh Pirates @ Cincinnati Reds  
Great American Ball Park, Cincinnati, OH

Sat Oct 03 2009, 7:10 PM EDT  
Att: 24,539 - Cloudy - 58 F

AB 30  
R 8  
H 11  
RBI 7  
BB 7  
SO 4  
LOB 13





Batter	1	2	3	4	5	6	7	8	9	AB	R	H	RBI	BB	SO	LOB	TOP										
22 Andrew McCutchen, R (1.8) OBP: 0.365, SLG: 0.471										3	0	2	0	2	0	2											
15 Andy LaRoche, R (1.5) OBP: 0.330, SLG: 0.401										5	0	0	0	0	3	5											
46 Garrett Jones, L (1.3) OBP: 0.372, SLG: 0.567										4	0	1	0	0	1	3											
85 Lastings Milledge, R (1.7) OBP: 0.323, SLG: 0.373										5	0	1	0	0	1	6											
44 Brandon Moss, L (1.9) OBP: 0.304, SLG: 0.364										2	0	1	0	2	0	2											
24 Delwyn Young, S (1.4) OBP: 0.326, SLG: 0.381										3	0	0	0	0	0	4											
23 Robinson Diaz, R (1.2) OBP: 0.307, SLG: 0.357										4	0	2	0	0	0	2											
36 Luis Alfonso Cruz, R (1.6) OBP: 0.282, SLG: 0.229										4	0	1	0	0	1	3											
27 Jeff Karstens, R (1.1) ERA: 4.53										1	0	0	0	0	0	0											
51 Jared Burton, R (7.1) ERA: 4.4										1	0	0	0	0	0	0											
58 Ramon Ramirez, R (8.1) ERA: 3.65										1	0	0	0	0	0	0											
46 Carlos Fisher, R (9.1) ERA: 4.47										1	0	0	0	0	0	0											
<b>Inning Stats</b>	R: 0 E: 0 K: 1 S: 14	H: 2 LOB: 2 BB: 0 P: 25	R: 0 E: 0 K: 1 S: 6	H: 0 LOB: 0 BB: 0 P: 8	R: 0 E: 0 K: 2 S: 12	H: 0 LOB: 1 BB: 1 P: 22	R: 0 E: 0 K: 0 S: 9	H: 2 LOB: 2 BB: 0 P: 12	R: 0 E: 0 K: 3 S: 16	H: 1 LOB: 2 BB: 1 P: 28	R: 0 E: 0 K: 0 S: 10	H: 2 LOB: 3 BB: 1 P: 17	R: 0 E: 0 K: 0 S: 15	H: 1 LOB: 3 BB: 1 P: 26	R: 0 E: 0 K: 0 S: 11	H: 2 LOB: 1 BB: 0 P: 12	R: 0 E: 0 K: 0 S: 10	H: 0 LOB: 0 BB: 0 P: 15	1B: 9 2B: 0 3B: 1 HR: 0	SF: 0 SAC: 1 DP: 2 HBP: 1	WP: 0 PB: 0 SB: 2 CS: 0	PA: 40					
<b>PITCHER</b>	IP	WLS	BF	H	R	ER	SO	BB	IBB	HBP	BLK	WP	HR	S	P	ERA	WHIP										
34 Homer Bailey, R (1.1) ERA: 4.53	6.0	W	27	7	0	0	7	3	0	0	0	0	0	67	112	0.00	1.667										
51 Jared Burton, R (7.1) ERA: 4.4	1.0		6	1	0	0	0	1	0	1	0	0	0	15	26	0.00	2.000										
58 Ramon Ramirez, R (8.1) ERA: 3.65	1.0		4	2	0	0	0	0	0	0	0	0	0	11	12	0.00	2.000										
46 Carlos Fisher, R (9.1) ERA: 4.47	1.0		3	0	0	0	0	0	0	0	0	0	0	10	15	0.00	0.000										

Pittsburgh Pirates @ Cincinnati Reds  
Great American Ball Park, Cincinnati, OH

AB 34  
R 0  
H 10  
RBI 0  
BB 4  
SO 7  
LOB 29



WP: 0  
PB: 0  
SB: 2  
CS: 0

Sun Oct 04 2009, 1:10 PM EDT  
Att: 20,940 - Partly Cloudy - 58 F

Batter	1	2	3	4	5	6	7	8	9	AB	R	H	RBI	BB	SO	LOB	BOTTOM										
6 Drew Stubbs, R (1.8) OBP: 0.323, SLG: 0.439										4	2	3	0	1	1	0											
7 Paul Janish, R (1.6) OBP: 0.296, SLG: 0.305										2	1	0	0	1	0	3											
15 Drew Sutton, S (8. PH) OBP: 0.297, SLG: 0.348										1	0	0	0	0	0	1											
19 Joey Votto, L (1.3) OBP: 0.414, SLG: 0.567										4	1	3	0	1	0	1											
46 Carlos Fisher, R (9.1) ERA: 4.47										0	0	0	0	0	0	0											
4 Brandon Phillips, R (1.4) OBP: 0.329, SLG: 0.447										4	1	2	3	0	0	4											
27 Scott Rolen, R (1.5) OBP: 0.368, SLG: 0.455										3	1	1	2	0	0	3											
23 Adam Rosales, R (7. PH) OBP: 0.303, SLG: 0.317										1	0	0	0	0	1	0											
32 Jay Bruce, L (1.9) OBP: 0.303, SLG: 0.470										4	0	1	1	0	0	2											
17 Laynce Nix, L (1.7) OBP: 0.291, SLG: 0.476										4	0	1	0	0	1	1											
37 Corky Miller, R (1.2) OBP: 0.284, SLG: 0.263										2	0	0	0	1	0	1											
29 Ryan Hanigan, R (7. PH) OBP: 0.351, SLG: 0.331										1	0	0	0	0	1	1											
34 Homer Bailey, R (1.1) ERA: 4.53										2	0	0	0	0	2	1											
64 Justin Foy, R (5. PH) OBP: 0.285, SLG: 0.289										0	0	0	0	0	0	0											
51 Jared Burton, R (7.1) ERA: 4.4										0	0	0	0	0	0	0											
58 Ramon Ramirez, R (8.1) ERA: 3.65										0	0	0	0	0	0	0											
60 Kevin Barker, L (9.3) OBP: 0.333, SLG: 0.375										1	0	0	0	0	1	0											
<b>Inning Stats</b>	R: 1 E: 0 K: 0 S: 13	H: 2 LOB: 1 BB: 1 P: 23	R: 0 E: 0 K: 2 S: 9	H: 0 LOB: 0 BB: 0 P: 13	R: 1 E: 0 K: 0 S: 12	H: 2 LOB: 1 BB: 0 P: 15	R: 0 E: 0 K: 1 S: 12	H: 0 LOB: 1 BB: 1 P: 21	R: 4 E: 0 K: 1 S: 14	H: 4 LOB: 1 BB: 1 P: 27	R: 0 E: 0 K: 0 S: 13	H: 2 LOB: 2 BB: 1 P: 23	R: 0 E: 0 K: 2 S: 13	H: 1 LOB: 1 BB: 0 P: 15	R: 0 E: 0 K: 1 S: 13	H: 0 LOB: 1 BB: 1 P: 23	1B: 7 2B: 3 3B: 1 HR: 0	SF: 0 SAC: 1 DP: 1 HBP: 0	WP: 1 PB: 0 SB: 1 CS: 0	PA: 39							
<b>PITCHER</b>	IP	WLS	BF	H	R	ER	SO	BB	IBB	HBP	BLK	WP	HR	S	P	ERA	WHIP										
27 Jeff Karstens, R (1.1) ERA: 4.42	2.1	L	12	4	2	2	2	1	0	0	0	0	0	5	7	0.00	0.000										
58 Steven Jackson, R (3.1) ERA: 5.84	0.2		2	0	0	0	0	0	0	0	0	1	0	5	7	0.00	0.000										
32 Phil Dumatrai, L (4.1) ERA: 6.92	1.0		4	0	0	0	1	1	0	0	0	0	0	12	21	0.00	1.000										
56 Donnie Veal, L (5.1) ERA: 7.16	1.0		8	4	4	4	1	1	0	0	0	0	0	14	27	36.00	5.000										
54 Denny Bautista, R (6.1) ERA: 5.27	1.0		5	2	0	0	0	1	0	0	0	0	0	13	23	0.00	3.000										
<b>PITCHER</b>	IP	WLS	BF	H	R	ER	SO	BB	IBB	HBP	BLK	WP	HR	S	P	ERA	WHIP										
50 Virgil Vasquez, R (7.1) ERA: 5.84	1.0		4	0	0	0	1	1	0	0	0	0	0	13	23	0.00	1.000										
17 Eric Hacker, R (8.1) ERA: 6.0	1.0		4	0	0	0	1	1	0	0	0	0	0	13	23	0.00	1.000										

Pittsburgh Pirates @ Cincinnati Reds  
Great American Ball Park, Cincinnati, OH

AB 33  
R 6  
H 11  
RBI 6  
BB 5  
SO 7  
LOB 18



Sun Oct 04 2009, 1:10 PM EDT  
Att: 20,940 - Partly Cloudy - 58 F